



CLEVELAND CAVALIERS (38-23)

VS. DENVER NUGGETS (41-18)

Thursday, February 23, 2023 | 7:00 p.m. EST ROCKET MORTGAGE FIELDHOUSE, CLEVELAND, OH TV: BALLY SPORTS RADIO: WTAM 1100 AM/POWER 89.1 FM WZNZ

2022-23 CLEVELAND CAVALIERS GAME NOTES

FOLLOW @CAVSNOTES ON TWITTER

SEASON GAME #62

HOME GAME #32

LAST GAMES STARTERS

PLAYER / 2022-23 REGULAR SEASON AVERAGES

#	Player	GP/GS	PPG	RPG	APG	SPG	BPG	MPG	Season
#4	Evan Mobley	59/59	15.7	8.9	2.7	0.8	1.4	34.2	F • 7-0 • 215 • USC/USA • 2nd Season
#31	Jarrett Allen	54/54	14.7	9.9	1.7	0.6	1.2	33.3	C • 6-11 • 248 • Texas/USA • 6th Season
#35	Isaac Okoro	61/31	6.3	2.5	1.1	0.7	0.4	21.2	F • 6-6 • 225 • Auburn/USA • 3rd Season
#45	Donovan Mitchell	50/50	27.3	4.1	4.9	1.5	0.4	35.5	G • 6-3 • 215 • Louisville/USA • 6th Season
#10	Darius Garland	51/51	21.7	2.7	8.0	1.3	0.1	35.2	G • 6-1 • 186 • Vanderbilt/USA • 4th Season

CAVS QUICK FACTS

Cleveland is playing Denver for the second and final time this season and are 5-1 in their last six games against the Western Conference. Cleveland has a 7-1 record in the month of February, marking the second-best record in the NBA this month (MIL, 7-0). The Cavs also have the 5th-best record in the NBA (38-23, 623) and have won an NBA-best 26 of their games this season by 10+ points.

BEST RECORDS IN THE NBA THIS SEASON

1.) Boston Celtics 42-17	2.) Milwaukee Bucks 41-17
3.) Denver Nuggets 41-18	4.) Philadelphia 76ers 38-19
5.) CLEVELAND CAVALIERS 38-23	*Cavs have 2nd-most home wins this season (25)

The Cavs LEAD THE NBA in defensive rating (109.3) and are also allowing the fewest PPG in the NBA this season (106.1 PPG). The Cavs have also held their opponents under 100 PTS in an NBA-best 19 games (18-1).

MILESTONES: CEDI OSMAN (594 3FGM) is six triples away from making his 600th career three-pointer. DONOVAN MITCHELL (182 3FGM this season) is two triples away from passing Mo Williams (183 3FGM in 2008-09) for 4th most three-pointers in a season by a Cavalier and six triples from passing Kevin Love (187 3FGM in 2021-22) for 3rd-most three-pointers in a season by a Cavalier.

ALL-STAR HISTORY: During the 72nd NBA All-Star Game in Salt Lake City on Feb. 19, DONOVAN MITCHELL finished with 40 PTS, 10 AST, 4 REB and 3 STL, becoming the first player in NBA All-Star Game history to record 40+ PTS and 10+ AST. His 40 PTS were also the most points scored by a Cavalier in any All-Star game (T-6th most points by any NBA player).

DONOVAN MITCHELL tallied a game-high 33 PTS, 5 REB, 5 AST, 2 STL and 1 BLK in 42 MIN on Feb. 15 at PHI. It was his 21st game this season with 30+ points and Cleveland is 16-5 when Mitchell scores 30+ PTS. He ranks 7th in the NBA (3rd in the East) in triples made (182), shooting a career-high .387 3FG% (182-470).

MOST THREE-POINTERS MADE IN A SEASON BY A CAVALIERS PLAYER

1.) J.R. Smith - 204 3FGM (15-16)	2.) Wesley Person - 192 3FGM (97-98)
3.) Kevin Love - 187 3FGM (21-22)	4.) Mo Williams - 183 3FGM (08-09)
5.) DONOVAN MITCHELL - 182 3FGM (22-23)	*Mitchell's career-high is 232 3FGM

JARRETT ALLEN has recorded a double-double in 7 of his last 9 games, averaging 18.3 PPG, 10.9 RPG and 1.44 BPG in 34.4 MPG over that stretch. The Cavaliers are 20-6 this season when Allen records a double-double and he ranks T-8th in the Eastern Conference in double-doubles this season. Allen also ranks 2nd in the East (.655 FG%) in field goal percentage (Nicolas Claxton, BKN - .722 FG%).

EVAN MOBLEY tallied 23 PTS and 9 REB in 36 MIN on Feb. 15 at PHI. It was his 12th game this season with 20+ PTS. Mobley is 1 of 4 NBA players this season averaging 15.0+ PPG, 8.5+ RPG, 2.5+ APG and 1.0+ BPG.

DARIUS GARLAND recorded 27 PTS on 10-14 (.714) shooting from the field, 6 AST, 2 REB and 3 STL in 43 MIN on Feb. 15 at PHI. Garland is shooting a career-best .419 3FG%, marking the 7th-best three-point shooting percentage in the East. He is the ONLY player in the NBA this season averaging 20.0+ PPG, 8.0+ APG and shooting .400+ 3FG% and also ranks 7th in the NBA in assists per game (8.0 APG). Garland is also averaging a career-high 21.6 PPG this season. Only three other players in NBA history have finished a season averaging 20.0+ PTS, 8.0+ APG and .400+ 3FG% (Stephen Curry, Damian Lillard and Kevin Johnson).

HUSTLE NUMBERS: DONOVAN MITCHELL leads the NBA in loose balls recovered per game (1.1). JARRETT ALLEN ranks 3rd in the NBA in contested shots per game (11.8) and EVAN MOBLEY T-7th (8). Mobley is also T-2nd in the NBA in contested triples per game (3.6).

CAVALIERS PRONUNCIATIONS

Mamadi Diakite (MAH-mah-dee dee-ah-KEE-tay); Raul Neto (Hah-OOL Nett-oh); Isaac Okoro (oh-CORE-oh); Cedi Osman (JED-e AUSS-min)

INJURY REPORT

<https://official.nba.com/nba-injury-report-2022-23-season/>

2022-23 REGULAR SEASON CAVALIERS RECORDS

	RECORD	HOME	ROAD	OT
OVERALL	38-23	25-6	13-17	6-0
WESTERN	16-12	10-3	6-9	1-0
EASTERN	22-11	15-3	7-8	5-0
CENTRAL	11-3	6-0	5-3	1-0

	STREAKS
OVERALL	Lost 1
WESTERN	Won 4
EASTERN	Lost 1
CENTRAL	Won 6

2022-23 REG. SEASON SCHEDULE

DATE	OPPONENT	SCORE	RECORD
10/19	@ Raptors	105-108	L 0-1
10/22	@ Bulls	128-96	W 1-1
10/23	vs. Wizards	117-107*	W 2-1
10/26	vs. Magic	103-92	W 3-1
10/28	@ Celtics	132-123*	W 4-1
10/30	vs. Knicks	121-108	W 5-1
11/2	vs. Celtics	114-113*	W 6-1
11/4	@ Pistons	112-88	W 7-1
11/6	@ Lakers	114-100	W 8-1
11/7	@ Clippers	117-119	L 8-2
11/9	@ Kings	120-127	L 8-3
11/11	@ Warriors	101-106	L 8-4
11/13	vs. Timberwolves	124-129	L 8-5
11/16	@ Bucks	98-113	L 8-6
11/18	vs. Hornets	132-122**	W 9-6
11/20	vs. Heat	113-87	W 10-6
11/21	vs. Hawks	114-107	W 11-6
11/23	vs. Trail Blazers	114-96	W 12-6
11/25	@ Bucks	102-102	L 12-7
11/27	@ Pistons	102-94	W 13-7
11/28	@ Raptors	88-100	L 13-8
11/30	vs. 76ers	113-85	W 14-8
12/2	vs. Magic	107-96	W 15-8
12/4	@ Knicks	81-92	L 15-9
12/6	vs. Lakers	116-102	W 16-9
12/9	vs. Kings	95-105	L 16-10
12/10	vs. Thunder	110-102	W 17-10
12/12	@ Spurs	111-112	L 17-11
12/14	@ Mavericks	105-90	W 18-11
12/16	vs. Pacers	118-112	W 19-11
12/17	vs. Mavericks	100-99*	W 20-11
12/19	vs. Jazz	122-99	W 21-11
12/21	vs. Bucks	114-106	W 22-11
12/23	vs. Raptors	107-118	L 22-12
12/26	vs. Nets	117-125	L 22-13
12/29	@ Pacers	126-135	L 22-14
12/31	@ Bulls	103-102	W 23-14
1/2	vs. Bulls	145-134*	W 24-14
1/4	vs. Suns	90-88	W 25-14
1/6	@ Nuggets	108-121	L 25-15
1/8	@ Suns	112-98	W 26-15
1/10	@ Jazz	114-116	L 26-16
1/12	@ Trail Blazers	119-113	W 27-16
1/14	@ Timberwolves	102-110	L 27-17
1/16	vs. Pelicans	113-103	W 28-17
1/18	@ Grizzlies	114-115	L 28-18
1/20	vs. Warriors	114-120	L 28-19
1/21	vs. Bucks	114-102	W 29-19
1/24	@ Knicks	103-105	L 29-20
1/26	@ Rockets	113-95	W 30-20
1/27	@ Thunder	100-112	L 30-21
1/29	vs. Clippers	122-99	W 31-21
1/31	vs. Heat	97-100	L 31-22
2/2	vs. Grizzlies	128-113	W 32-22
2/5	@ Pacers	122-103	W 33-22
2/6	@ Wizards	114-91	W 34-22
2/8	vs. Pistons	113-85	W 35-22
2/10	@ Pelicans	118-107	W 36-22
2/11	vs. Bulls	97-89	W 37-22
2/13	vs. Spurs	117-109	W 38-22
2/15	@ 76ers	112-118	L 38-23
2/23	vs. Nuggets	7:00 pm	--
2/24	@ Hawks	7:30 pm	--
2/26	vs. Raptors	6:00 pm	--
3/1	@ Celtics	7:30 pm	--
3/4	vs. Pistons	7:30 pm	--
3/6	vs. Celtics	7:00 pm	--
3/8	@ Heat	7:30 pm	--
3/10	@ Heat	8:00 pm	--
3/12	@ Hornets	5:00 pm	--
3/14	@ Hornets	7:00 pm	--
3/15	vs. 76ers	7:30 pm	--
3/17	vs. Wizards	7:30 pm	--
3/21	@ Nets	7:30 pm	--
3/23	@ Nets	7:30 pm	--
3/26	vs. Rockets	6:00 pm	--
3/28	@ Hawks	7:30 pm	--
3/31	vs. Knicks	7:30 pm	--
4/2	vs. Pacers	8:00 pm	--
4/4	@ Magic	7:00 pm	--
4/6	@ Magic	7:00 pm	--
4/9	vs. Hornets	1:00 pm	--

All Times Cleveland Time (ET)
* Overtime Periods

2022-23 REG. SEASON RECORD BY MONTH
Oct: (5-1); Nov: (9-7); Dec: (9-6); Jan: (8-8); Feb: (7-1)





VS DENVER NUGGETS (41-18)

2022-23 REGULAR SEASON	PPG	OPP. PPG	FG%	3FG%	FT%	RPG	APG	SPG	TO	BPG
Nuggets	117.1	112.7	.512	.392	.750	42.7	29.1	7.56	14.9	4.46
Cavaliers	111.8	106.1	.489	.363	.778	41.9	24.9	7.02	13.9	4.39



2022-23 REGULAR SEASON INDIVIDUAL BESTS			2022-23 REGULAR SEASON NUGGETS BESTS			2022-23 REGULAR SEASON TEAM		
Points	22	Caris LeVert @ DEN 1/6/23	Points	28	Nikola Jokic @ DEN 1/6/23	** No Biggest Win **		
Rebounds	9	Evan Mobley @ DEN 1/6/23, Jarrett Allen @ DEN 1/6/23	Rebounds	15	Nikola Jokic @ DEN 1/6/23	Biggest Loss	13	@ DEN 1/6/23
Assists	8	Darius Garland @ DEN 1/6/23	Assists	10	Nikola Jokic @ DEN 1/6/23			

CAVS ALL-TIME BEST VS. DEN			DEN ALL-TIME BEST VS. CLE			CLE-DEN SERIES		
Points	43	LeBron James, 2/18/10	Points	50	Jamal Murray, 2/19/21	Biggest Win	33	3/21/16 (124-91)
Rebounds	21	Tristan Thompson, 12/4/13	Rebounds	20	Fat Lever, 3/2/88	Biggest Loss	38	2/10/21 (95-133)
Assists	15	LeBron James, 2/18/10, 3/3/18	Assists	17	Michael Adams, 1/12/91			

2022-23 REGULAR SEASON VS. NUGGETS			2021-22 REGULAR SEASON VS. NUGGETS			SERIES HISTORY VS. NUGGETS				
DATE	SITE	TIME/RESULT	DATE	SITE	RESULT		ALL-TIME	STREAKS	LAST WIN	LAST LOSS
1/6/23	Denver	L, 108-121	10/25/21	Denver	W, 99-87	Overall	43-52	Lost 1	3/18/22	1/6/23
2/23/23	Cleveland	7:00 pm	3/18/22	Cleveland	W, 119-116 (OT)	Home	28-18	Won 1	3/18/22	2/19/21
						Road	15-34	Lost 1	10/25/21	1/6/23

CLE-DEN 2022-23 SERIES (0-1)

NUGGETS 121, CAVALIERS 108 – JANUARY 6, 2023 – BALL ARENA – DENVER, CO – GAME #40

TEAM	1	2	3	4	OT	FINAL	FG	FGA	FG%	3FG%	FT%	OR	DR	TR	A	PF	ST	TO	BS
CLE	28	30	24	26	-	108	40	88	.455	.385	.563	18	22	40	30	18	7	7	5
DEN	26	36	32	27	-	121	43	81	.531	.486	.783	13	36	49	28	23	5	14	4
TEAM	HIGH PTS		HIGH REB		HIGH AST		TEAM	HIGH PTS		HIGH REB		HIGH AST							
CLE	C. LeVert: 22		J. Allen/E. Mobley: 9		D. Garland: 8		DEN	N. Jokic: 28		N. Jokic: 15		N. Jokic: 10							

CAVS NOTES: Cleveland finished with a season-high 18 offensive rebounds in the game...The Cavs also dished out 30 assists in the game, marking the fifth time this season with 30+ assists in a game...Cleveland recorded a season-low seven turnovers in the game...**CARIS LEVERT** tallied a team-high 22 points on 8-13 (.615) shooting from the field, including 3-4 (.750) shooting from beyond the arc, four rebounds and three assists in 33 minutes. It was his fifth straight game with 10+ points...**DARIUS GARLAND** finished with 21 points, a team-high eight assists and four rebounds in 33 minutes. It was his 15th game this season with 20+ points...**CEDI OSMAN** contributed 15 points on 6-10 (.600) shooting from the field, including 3-6 (.500) shooting from beyond the arc, two assists and a team-high tying two steals in 28 minutes off the bench...**JARRETT ALLEN** chipped in 13 points, a team-high tying nine rebounds, one steal and one block in 36 minutes...**EVAN MOBLEY** finished with 12 points, nine rebounds, four assists, one steal and a game-high three blocks. It was his fourth game this season recording 3+ blocks...**KEVIN LOVE** contributed 10 points, six rebounds, four assists and one steal in 24 minutes off the bench.

CONNECTIONS

Nuggets Head Coach **Michael Malone** was an assistant coach for the Cavaliers from 2005-2010... Nuggets forward **Jeff Green** played 78 games for the Cavaliers during the 2017-18 season... Cavs center **Jarrett Allen** (2017-21) was teammates on the Nets with Nuggets center **DeAndre Jordan** (2019-21), Nuggets forward **Jeff Green** (2020-21) and Nuggets guard **Bruce Brown** (2020-22)... Cavs center **Robin Lopez** and Nuggets guard **Ish Smith** were teammates on the Wizards from 2020-2021...Cavs guard **Raul Neto** and Nuggets guard **Kentavious Caldwell-Pope** were teammates during the 2021-22 season on the Washington Wizards.





AT ATLANTA HAWKS (29-30)

2022-23 REGULAR SEASON	PPG	OPP. PPG	FG%	3FG%	FT%	RPG	APG	SPG	TO	BPG
Cavaliers	111.8	106.1	.489	.363	.778	41.9	24.9	7.02	13.9	4.39
Hawks	116.4	116.7	.478	.347	.816	43.7	24.7	6.97	12.7	4.93



2022-23 REGULAR SEASON INDIVIDUAL BESTS			2022-23 REGULAR SEASON HAWKS BESTS			2022-23 REGULAR SEASON TEAM		
Points	29	Donovan Mitchell vs. ATL 11/21/22	Points	25	Trae Young vs. ATL 11/21/22	Biggest Win	12	vs. ATL 11/21/22
Rebounds	11	Jarrett Allen vs. ATL 11/21/22	Rebounds	12	Clint Capela vs. ATL 11/21/22	** No Biggest Loss **		
Assists	9	Donovan Mitchell vs. ATL 11/21/22, Darius Garland vs. ATL 11/21/22	Assists	10	Trae Young vs. ATL 11/21/22			

CAVS ALL-TIME BEST VS. ATL			ATL ALL-TIME BEST VS. CAVS			CLE-ATL SERIES		
POINTS	48	LeBron James 12/30/09	POINTS	50	Pete Maravich 2/5/72	Biggest Win	43	3/22/92 (123-80)
REBOUNDS	22	Elmore Smith 1/22/78	REBOUNDS	25	Kevin Willis 4/13/93 (2 OT)	Biggest Loss	34	12/31/70 (85-119)
ASSISTS	20	Mark Price, 4/4/90	ASSISTS	17	Doc Rivers, 12/9/86			

2022-23 REGULAR SEASON VS. HAWKS			2021-22 REGULAR SEASON VS. HAWKS			SERIES HISTORY VS. HAWKS			
DATE	SITE	TIME/RESULT	DATE	SITE	RESULT	ALL-TIME	STREAKS	LAST WIN	LAST LOSS
11/21/22	Cleveland	W, 114-102	10/23/21	Cleveland	W, 101-95	Overall	110-127	Won 1	11/21/22 3/31/22
2/24/23	Atlanta	7:30 pm	12/31/21	Cleveland	L, 118-121	Home	70-52	Won 1	11/21/22 12/31/21
3/28/23	Atlanta	7:30 pm	2/15/22	Atlanta	L, 116-124	Road	29-24	Lost 3	1/2/21 3/31/22
			3/31/22	Atlanta	L, 107-131				

CLE-ATL 2022-23 SERIES (1-0)

CAVALIERS 114, HAWKS 102 – NOVEMBER 21, 2022 – ROCKET MORTGAGE FIELDHOUSE – CLEVELAND, OH – GAME #17

TEAM	1	2	3	4	OT	FINAL	FG	FGA	FG%	3FG%	FT%	OR	DR	TR	A	PF	ST	TO	BS
ATL	26	33	23	20	-	102	38	87	.437	.324	.882	10	25	35	24	21	11	17	3
CLE	38	26	21	29	-	114	42	70	.600	.526	.870	3	34	37	24	17	8	20	3
TEAM	HIGH PTS		HIGH REB		HIGH AST		TEAM	HIGH PTS		HIGH REB		HIGH AST							
CLE	D. Mitchell: 29		J. Allen: 11		D. Garland/D. Mitchell: 9		ATL	T. Young: 25		C. Capela: 12		T. Young: 10							

CAVS NOTES: The Cavs shot a season-high 42-70 (.600) from the field as well as 10-19 (.526) from beyond the arc, the third time shooting .500+ from three-point range this season. Cleveland's field goal percentage was their highest in a game since March 21, 2018 vs. TOR (.603 FG%)...The Wine and Gold won the battle in the paint 52-42 (+10). Cleveland also recorded eight steals in the win, the second time this season with 8+ steals...Cleveland scored a season-high 38 first quarter points on 15-21 (.714) shooting from the field, including 4-5 (.800) from beyond the arc. Their .714 FG% in the opening quarter was the second-highest shooting percentage in any quarter this season (15-17, .882 in the 3rd Q on Nov. 9 at SAC)...**DONOVAN MITCHELL** finished with a game-high 29 points on 11-22 (.500) shooting from the field, including 4-8 (.500) shooting from beyond the arc, a team-high tying nine assists, four rebounds and a game-high tying three steals in 39 minutes...**DARIUS GARLAND** chipped in 26 points on 9-14 (.643) shooting from the field, a team-high tying nine assists and one steal in 38 minutes. Garland scored 14 of his points in the first quarter on a perfect 5-5 shooting from the field (2-2 3FG)...**CEDI OSMAN** contributed a season-high 23 points on a career best (min. 8 FGM) 8-10 (.800) shooting from the field and three rebounds in 29 minutes off the bench. He scored 10 of his points in the fourth quarter. It was his 8th game this season with 10+ points off the bench and second game with 20+ points (second straight). Osman has recorded back-to-back 20-point games for the first time since Jan. 15-20, 2020 (25 PTS in back-to-back games)...**EVAN MOBLEY** chipped in 10 points on 4-6 (.667) shooting from the field, nine rebounds, three assists and one block in 36 minutes.

CONNECTIONS

Cavs guard **Isaac Okoro** was born in Atlanta, GA and attended high school in Powder Springs, GA at McEachern...Cavs forward **Evan Mobley** and **Isaiah Mobley** as well as Hawks forward **Onyeka Okongwu** both played collegiately at USC...Hawks center **Clint Capela** and Cavs Head Coach **J.B. Bickerstaff** were both with the Houston Rockets from 2014-2016...Hawks Assistant Coach **Nick Van Exel** was on the Memphis Grizzlies coaching staff from 2016-2019 with Cavs Head Coach **J.B. Bickerstaff** and spent time on the Grizzlies staff with Cavs assistant coaches **Greg Buckner** and **JJ Outlaw**...Hawks PR guru **Billy Hartman** was apart of the Cavaliers PR staff during the 2016 NBA Championship season...Hawks PR guru **Garin Narain** was formerly a long time member of the Cavaliers PR staff.





CAVS RECENT GAMES (4-1)

76ers 118, CAVALIERS 112 – FEBRUARY 15, 2023 – WELLS FARGO CENTER – PHILADELPHIA, PA – GAME #61 (38-23, 13-17 AWAY)

TEAM	1	2	3	4	OT	FINAL	FG	FGA	FG%	3FG%	FT%	OR	DR	TR	A	PF	ST	TO	BS
CLE	24	14	32	42	-	112	41	82	.500	.333	.800	10	25	35	23	17	7	8	5
PHI	38	25	24	31	-	118	39	78	.500	.481	.931	8	30	38	24	22	7	12	4
TEAM	HIGH PTS		HIGH REB		HIGH AST		TEAM	HIGH PTS		HIGH REB		HIGH AST							
CLE	D. Mitchell: 33		E. Mobley: 9		D. Garland: 6		PHI	J. Embiid: 29		J. Embiid: 14		J. Harden: 12							

CAVS NOTES: The Cavs only recorded eight turnovers in the game, marking the eighth time this season finishing with fewer than 10 turnovers...DONOVAN MITCHELL recorded a game-high 33 points, five rebounds, five assists, two steals and one block in 42 minutes. It was his 21st game this season with 30+ points...DARIUS GARLAND recorded 27 points on 10-14 (.714) shooting from the field, including 3-3 from beyond the arc, two rebounds, a team-high six assists and a game-high three steals in 43 minutes. It was his eighth game this season with 3+ steals...EVAN MOBLEY tallied 23 points and nine rebounds in 36 minutes of play. It was his 12th game this season with 20+ points...JARRETT ALLEN chipped in 12 points on 5-6 (.833) shooting from the field, seven rebounds, and four assists in 38 minutes of play.

CAVALIERS 117, SPURS 109 – FEBRUARY 13, 2023 – ROCKET MORTGAGE FIELDHOUSE – CLEVELAND, OH – GAME #60 (38-22, 25-6 HOME)

TEAM	1	2	3	4	OT	FINAL	FG	FGA	FG%	3FG%	FT%	OR	DR	TR	A	PF	ST	TO	BS
SAS	19	30	32	28	-	109	43	85	.506	.381	.750	11	24	35	27	21	10	18	1
CLE	34	31	26	26	-	117	44	78	.564	.321	.800	11	25	36	21	16	8	14	6
TEAM	HIGH PTS		HIGH REB		HIGH AST		TEAM	HIGH PTS		HIGH REB		HIGH AST							
CLE	D. Mitchell: 41		J. Allen: 11		D. Garland: 7		SAS	K. Johnson: 25		C. Bassey: 8		D. Graham: 8							

CAVS NOTES: With the 117-109 win over San Antonio, Cleveland secured their 25th home victory of the season...DONOVAN MITCHELL tallied a game-high 41 points on 16-26 (.615) shooting from the field, including 6-13 (.461) shooting from beyond the arc, five assists, three rebounds, one steal and one block in 37 minutes. Mitchell shot 5-8 (.625) from beyond the arc in the first half, tying his most made triples in any half this season. It was his sixth game this season with 40+ points which is his most 40-point games in any season of his career. It is also the third-most 40-point games by a Cavaliers player in team history (LeBron James, 51 and Kyrie Irving, 11)...JARRETT ALLEN finished with his 26th double-double of the season with 17 points on 7-11 (.636) shooting from the field, a team-high tying 11 rebounds, two steals and a game-high three blocks in 39 minutes of play. It was his seventh double-double in his last eight appearances. The Cavaliers are 20-6 this season when Allen records a double-double...EVAN MOBLEY contributed his 18th double-double of the season with 15 points on 5-10 (.500), 10 rebounds, one steal and two blocks in 38 minutes of play...DARIUS GARLAND recorded 16 points, a team-high seven assists and two rebounds in 30 minutes.

CAVALIERS 97, BULLS 89 – FEBRUARY 11, 2023 – ROCKET MORTGAGE FIELDHOUSE – CLEVELAND, OH – GAME #59 (37-22, 24-6 HOME)

TEAM	1	2	3	4	OT	FINAL	FG	FGA	FG%	3FG%	FT%	OR	DR	TR	A	PF	ST	TO	BS
CHI	29	20	25	15	-	89	36	74	.486	.238	.800	6	38	44	27	22	7	23	3
CLE	26	14	29	28	-	97	36	86	.419	.257	.842	10	29	39	26	15	9	13	4
TEAM	HIGH PTS		HIGH REB		HIGH AST		TEAM	HIGH PTS		HIGH REB		HIGH AST							
CLE	D. Mitchell: 29		J. Allen/D. Mitchell: 10		D. Garland: 7		CHI	Z. LaVine: 23		N. Vucevic: 14		A. Dosunmu: 8							

CAVS NOTES: Cleveland trailed by as many as 13 points in the game, marking their 12th win when trailing by double-digits this season...The Cavs held the Bulls to 89 points on 36-74 (.486) shooting from the field, marking their NBA-leading 19th time holding their opponent to under 100 points this season (18-1). It was the sixth time this season the Cavaliers have held their opponent to fewer than 90 points this season...Cleveland held Chicago to 15 points in the fourth quarter on 5-15 (.333) shooting from the field. It was tied for the fewest points allowed in the final quarter this season...DONOVAN MITCHELL tallied a game-high 29 points on 10-18 (.556) shooting from the field, a season-high tying 10 rebounds, six assists, one steal and two blocks in 39 minutes. It was his fourth double-double of the season, marking his most double-doubles in a season in his career...JARRETT ALLEN finished with his 25th double-double of the season with 23 points on 10-13 (.769) shooting from the field, a team-high tying 10 rebounds and one block in 33 minutes of play. The Cavs are 19-6 this season when Allen records a double-double...DARIUS GARLAND recorded 19 points, including 3-6 (.500) shooting from beyond the arc, a team-high seven assists and two rebounds in 37 minutes...EVAN MOBLEY contributed 14 points, six rebounds, three assists and two steals in 36 minutes.

CAVALIERS 118, PELICANS 107 – FEBRUARY 10, 2023 – SMOOTHIE KING CENTER – NEW ORLEANS, LA – GAME #58 (36-22, 13-16 AWAY)

TEAM	1	2	3	4	OT	FINAL	FG	FGA	FG%	3FG%	FT%	OR	DR	TR	A	PF	ST	TO	BS
CLE	38	35	28	17	-	118	48	85	.565	.357	.800	12	29	41	28	22	9	14	5
NOP	28	28	26	25	-	107	39	82	.476	.375	.800	11	23	34	25	18	8	14	3
TEAM	HIGH PTS		HIGH REB		HIGH AST		TEAM	HIGH PTS		HIGH REB		HIGH AST							
CLE	D. Mitchell: 30		E. Mobley: 13		C. LeVert: 9		NOP	B. Ingram: 25		J. Valanciunas: 7		B. Ingram: 8							

CAVS NOTES: Cleveland recorded 70 points in the paint for the fourth time this season and second consecutive game...DONOVAN MITCHELL finished with a game-high 30 PTS on 12-21 (.571) shooting from the field, five rebounds, three assists and one steal in 33 minutes of play. It was Mitchell's 19th game this season with 30+ points...EVAN MOBLEY recorded his 17th double-double of the season with 28 points on 13-18 (.722) shooting from the field, a game-high 13 rebounds, two assists, a game-high three steals and two blocks in 37 minutes of play. He became the first Cavaliers to record 28+ PTS, 13+ REB, 2+ AST, 3+ STL and 2+ BLK while shooting .722+ FG% in team history. It was his first game this season with 25+ PTS and 10+ REB...JARRETT ALLEN recorded his 24th double-double of the season with 20 points on 8-11 (.727) shooting from the field, four assists and two blocks in 31 minutes of play...CARIS LEVERT chipped in 13 points on 5-10 (.500) shooting from the field, a season-high tying nine assists, six rebounds and two steals in 31 minutes off the bench...DARIUS GARLAND contributed 11 points and seven assists in 23 minutes.

CAVALIERS 113, PISTONS 85 – FEBRUARY 8, 2023 – ROCKET MORTGAGE FIELDHOUSE – CLEVELAND, OH – GAME #57 (35-22, 23-6 HOME)

TEAM	1	2	3	4	OT	FINAL	FG	FGA	FG%	3FG%	FT%	OR	DR	TR	A	PF	ST	TO	BS
DET	14	26	28	17	-	85	30	81	.370	.250	.944	9	23	32	19	21	8	14	6
CLE	32	19	25	37	-	113	43	87	.494	.231	.840	13	37	50	30	16	8	13	4
TEAM	HIGH PTS		HIGH REB		HIGH AST		TEAM	HIGH PTS		HIGH REB		HIGH AST							
CLE	J. Allen: 20		J. Allen: 16		Raul Neto: 8		DET	B. Bogdanovic: 15		J. Duren: 9		K. Hayes: 6							

CAVS NOTES: With the 113-85 (+28) win over Detroit, Cleveland secured their 23rd home victory of the season and entered the game with the 4th-best home record in the NBA this season. It was Cleveland's 25th victory this season by 10+ points, which leads all NBA teams for double-digit wins this season...Cleveland held Detroit to 85 points on 30-81 (.370) shooting from the field. The 85 points allowed was tied for the lowest by a Cavs opponent this season (Nov. 30 vs. PHI)...The Cavaliers outscored the Pistons 37-17 (+20) in the fourth quarter, marking the second time this season outscoring their opponent by 20 or more points in the final quarter...The Cavs allowed just 14 points in the opening quarter, tying their season-low for points allowed in the 1st quarter. Cleveland's 32-14 (+18) lead in the opening quarter was also a season-high for largest lead entering the second quarter this season...The Cavaliers outscored the Pistons in the paint 70-32 (+38), marking the third time this season the Cavs have recorded 70+ points in the paint. Cleveland has outscored its opponent in paint points in 39 of their 57 games this season...JARRETT ALLEN recorded his 23rd double-double of the season with a game-high 20 points on 9-13 (.692) shooting from the field, a game-high 14 rebounds (including a season-high 7 OREB) and one block in 30 minutes...EVAN MOBLEY tallied 19 points on 7-14 (.500) shooting from the field, eight rebounds and three assists in 32 minutes of play...CARIS LEVERT chipped in 15 points, five rebounds, five assists and two steals in 30 minutes. It was his fourth game this season with 15+ PTS, 5+ AST and 5+ REB...RAUL NETO contributed a season-high tying 14 points, a season-high eight assists, and a season-high four steals in 36 minutes of play during his first start of the season. It was the fifth time in his career he had recorded 4+ steals...DEAN WADE finished with 10 points on 3-4 (.750) shooting from the field, nine rebounds and one block in 31 minutes off the bench. It was Wade's fifth time this season scoring in double-figures.



CAVALIERS ALL-TIME RANKINGS

*SEVERAL CAVALIER PLAYERS HAVE A CHANCE TO MOVE UP IN THE FRANCHISE'S ALL-TIME TOP 15 CATEGORIES BELOW THIS 2022-23 REGULAR SEASON:

3-POINTERS MADE	TOTAL ASSISTS	FG% (min. 500 FGM)
1. L. James (1,251)	1. L. James (6,228)	1. J. ALLEN (.649)
2. K. Love (1,096)	2. M. Price (4,206)	2. M. West (.553)
3. M. Price (802)	3. J. Bagley (2,311)	3. B. Daugherty (.532)
4. K. Irving (723)	4. T. Brandon (2,235)	4. L. Nance (.530)
5. C. OSMAN (594)	5t. K. Irving (2,115)	5. C. Boozer (.528)
6. J. Smith (585)	5t. F. Walker (2,115)	6. E. MOBLEY (.528)
7. D. Gibson (578)	7. B. Daugherty (2,028)	7. T. Hill (.521)
8. W. Person (550)	8. A. Miller (2,015)	8. T. Thompson (.518)
9. D. Ferry (543)	9. A. Carr (1,820)	9. L. Nance Jr. (.517)
10. D. GARLAND (514)	10. C. Ehlo (1,803)	10. M. Turpin (.516)
11. M. Williams (414)	11. G. Huston (1,630)	11. R. Hinson (.516)
12. C. Ehlo (381)	12. B. Smith (1,566)	12. A. Varejao (.511)
13. D. Jones (344)	13. J. Clemons (1,549)	13. J. Edwards (.508)
14. C. Sexton (325)	14. D. GARLAND (1,547)	14. D. Robisch (.507)
15. C. Mills (297)	15. B. Knight (1,441)	15. K. Carr (.506)

NOTES: DARIUS GARLAND moved past Mo Williams (414 3FGM) for sole possession of 10th place in three-pointers made with his first triple against Miami on Nov. 20...CEDI OSMAN moved past Danny Ferry (543 3FGM) for sole possession of 8th place in three-pointers made with his first three against Philadelphia on Nov. 30...CEDI OSMAN passed Wesley Person (550 3FGM) for sole possession of 7th place in three-pointers made with his first three against Dallas on Dec. 17...CEDI OSMAN moved past Daniel Gibson (578) for 6th place in three-pointers made with his 3rd triple against the L.A. Clippers on Jan. 29...CEDI OSMAN moved past JR Smith (585 3FG) for 5th place in three-pointers made with his third triple against Memphis on Feb. 2.

DONOVAN MITCHELL IS NEARING THE CAVS RECORD FOR THREE-POINTERS MADE IN A SINGLE SEASON

MOST THREES MADE IN A SINGLE SEASON IN CAVS HISTORY

1. J.R. Smith (2015-16)	204
2. Wesley Person (1997-98)	192
3. Kevin Love (2021-22)	187
4. Mo Williams (2008-09)	183
5. DONOVAN MITCHELL (2022-23)	182
6. Kyrie Irving (2016-17)	177

UPCOMING REGULAR SEASON MILESTONES

*YELLOW HIGHLIGHT INDICATES PLAYER IS NEAR MILESTONE

JARRETT ALLEN		DARIUS GARLAND	
400 GP (395)	Needs 5	5,000 PTS (4,251)	Needs 749
600 BLK (531)	Needs 69	300 STL (261)	Needs 39
1,000 FTM (980)	Needs 20	600 3FGM (514)	Needs 86
2,000 FGM (1,870)	Needs 130	2,000 AST (1,547)	Needs 453
DANNY GREEN		CARIS LEVERT	
1,600 3FGM (1,565)	Needs 35	2,000 FGM (1,983)	Needs 17
500 OREB (499)	Needs 1	600 3FGM (524)	Needs 76
3,000 REB (2,816)	Needs 184	400 STL (390)	Needs 10
ROBIN LOPEZ		DONOVAN MITCHELL	
1,000 GP (969)	Needs 31	10,000 PTS (9,599)	Needs 401
1,100 BLK (1,038)	Needs 62	400 GP (395)	Needs 5
		1,200 3FGM (1,140)	Needs 60
EVAN MOBLEY		RAUL NETO	
2,000 PTS (1,962)	Needs 38	1,000 FGM (921)	Needs 79
200 BLK (195)	Needs 5	300 3FGM (257)	Needs 43
		1,000 AST (888)	Needs 112
ISAAC OKORO		CEDI OSMAN	
2,000 PTS (1,620)	Needs 380	4,000 PTS (3,787)	Needs 213
200 GP (195)	Needs 5	600 3FGM (594)	Needs 6
		800 AST (788)	Needs 12
		300 STL (272)	Needs 28
RICKY RUBIO		DEAN WADE	
8,000 PTS (7,479)	Needs 521	1,000 PTS (834)	Needs 166
700 GP (679)	Needs 21		
3,000 REB (2,795)	Needs 205		

NOTES: CEDI OSMAN handed out his 700th career assist at Toronto on Oct. 19...DONOVAN MITCHELL recorded his 100th career block vs. Washington on Oct. 23...JARRETT ALLEN grabbed his 3,000th career rebound vs. Orlando on Oct. 26; became the only active player age 25 or younger with 3,000 rebounds...JARRETT ALLEN scored his 4,000th career point with his first point at Boston on Oct. 28...DONOVAN MITCHELL made his 3,000th career field goal with his 8th basket at Boston on Oct. 28...DARIUS GARLAND swiped his 200th career steal against Boston on Nov. 2...CARIS LEVERT grabbed his 1,000th career defensive rebound against Boston on Nov. 2...DONOVAN MITCHELL became the 2nd fastest player in NBA history to make 1,000 3FG with his fifth triple at Sacramento on Nov. 9 (355 games)...DARIUS GARLAND made his 400th three-pointer against Minnesota on Nov. 13, becoming the quickest Cavalier ever to reach that mark (188 games)...ROBIN LOPEZ dished out his 800th career assist against Miami on Nov. 20...RAUL NETO played in his 400th career game at Detroit on Nov. 27...DARIUS GARLAND played in his 200th career game against the L.A. Lakers on Dec. 6...JARRETT ALLEN recorded his 1,000th career offensive rebound and 200th steal against Oklahoma City on Dec. 10...DONOVAN MITCHELL scored his 9,000th career point with his 36th point against Indiana on Dec. 16...EVAN MOBLEY played in his 100th career game against Dallas on Dec. 17...ISAAC OKORO made his 500th career field goal with his 4th basket against Toronto on Dec. 23...CARIS LEVERT scored his 5,000th career point with his 7th point against Toronto on Dec. 23...JARRETT ALLEN recorded his 500th career block with his lone swat at Indiana on Dec. 29...ISAAC OKORO grabbed his 500th career rebound at Denver on Jan. 6...DONOVAN MITCHELL swiped his 500th career steal and made his 1,100th career three-pointer at Utah on Jan. 10...CARIS LEVERT made his 500th career three-pointer with his second three at Memphis on Jan. 18...DARIUS GARLAND became the 4th youngest player in Cavaliers history to reach 4,000 career points with his 12th point at New York on Jan. 24 (LeBron James, Collin Sexton, Kyrie Irving)...EVAN MOBLEY grabbed his 1,000th career rebound with his 5th board at Oklahoma City on Jan. 27...DARIUS GARLAND handed out his 1,500th career assist against Memphis on Feb. 2...DARIUS GARLAND made his 500th career triple at Indiana on Feb. 5, becoming the quickest Cavalier ever to reach that mark (227 games)...EVAN MOBLEY recorded his 100th career steal with his first swipe against Chicago on Feb. 11...DEAN WADE grabbed his 500th career rebound with his 4th board at Philadelphia on Feb. 15.



2022-23 SEASON NOTES

STRONG START: Cleveland has opened up with the 5th-best record in the NBA at **38-23 (25-6 at home)**, their **best start** through 61 games since 2016-17 (**42-19**) and **best home start** since 2016-17 (**25-6**).

FEBRUARY MADNESS: The Cavs are **7-1** so far in February, outscoring opponents by an average of 13.3 PPG (115.1-101.9).

WWWWWWW: The Cavs had an **8-game win streak** from Oct. 22-Nov. 6, their longest since Nov. 11-Dec. 6, 2017 (13 straight wins).

2022-23 BEST HOME RECORDS IN NBA

TEAM	HOME RECORD
1. DEN	27-4 (.871)
2t. MIL	24-5 (.828)
2t. MEM	24-5 (.828)
4. CLEVELAND	25-6 (.806)

DOING IT ON BOTH ENDS OF THE FLOOR: This season, the Cavaliers rank in the **Top 10** in the NBA in defensive rating and are on pace to have the **2nd-highest** scoring average in franchise history.

OPPONENT PPG NBA LEADERS ('22-23)		DEFENSIVE RATING NBA LEADERS ('22-23)		NET RATING NBA LEADERS ('22-23)	
TEAM	OPP. PPG	TEAM	DEF. RATING	TEAM	NET
1. CLEVELAND	106.1	1. CLEVELAND	109.3	1. BOS	6.2
2. MIA	108.3	2. MIL	109.6	2. CLEVELAND	5.8
3. PHI	110.5	3. MEM	109.8	3. DEN	4.5
4. LAC	111.1	4. BOS	110.6	4. PHI	4.0
5. PHX	111.3	5. MIA	111.2	5. MEM	4.0
MOST 3FGM THROUGH 61 GAMES IN CAVS HISTORY		HIGHEST PPG IN CAVS HISTORY		PPG DIFFERENTIAL LEADERS ('22-23)	
CAVS YEAR	3FGM	CAVS YEAR	PPG	TEAM	DIFF.
2016-17	807	1979-80	114.1	1. BOS	+6.1
2017-18	729	2022-23	111.8	2. CLEVELAND	+5.6
2021-22	715	2017-18	110.9	3. DEN	+4.4
2022-23	698	2016-17	110.3	4. MEM	+3.9
2019-20	683	1991-92	108.9	5. PHI	+3.9
<p>UNDER 100: The Cavs have held teams to under 100 points an NBA-BEST 19 times this season.</p> <p>BIG WINS: The Cavs have 26 wins by 10+ points, the MOST in the NBA.</p>					

COMEBACK KINGS: The Cavs have **12 wins** this season when trailing in a game by at least 10 points.

CAVS WINS WHEN TRAILING BY 10+ POINTS THIS SEASON

OPPONENT	DEFICIT	OPPONENT	DEFICIT	OPPONENT	DEFICIT	OPPONENT	DEFICIT
10/23 vs. WAS	10	11/6 at LAL	12	12/17 vs. DAL	10 *	1/12 at POR	14
10/28 at BOS	15 *	11/27 at DET	12	1/2 vs. CHI	21 *	1/16 vs. NOP	13 *
11/2 vs. BOS	12 *	12/16 vs. IND	13 *	1/4 vs. PHX	11 *	2/11 vs. CHI	13 *

*Games in which Cavs trailed by double-digits in the second half and won (8 games)

EXTRA ENERGY: In overtime games this season, the Cavs are a **PERFECT 6-0**, their most OT wins in a single season in franchise history and most by any NBA team this season. Dating back to last season, Cleveland has won **8** consecutive overtime games.

FOURTH TIME EVER!:

During Cleveland's win at Indiana on Feb. 5, all 5 starters scored at least 17 PTS for just the 4th time in Cavaliers history.

ONLY 4 TIMES HAS EVERY CAVS STARTER SCORED 17+ PTS

DATE/OPP.	CAVS STARTERS
2/5/23 vs. IND	Garland (24), Okoro (20), Mitchell (19), Allen (18), Mobley (17)
3/10/15 vs. DAL	James (27), Irving (22), Love (21), Smith (21), Mozgov (17)
12/19/86 vs. UTA	Harper (29), Bagley (21), Williams (20), Daugherty (19), Hubbard (18)
11/20/75 vs. BUF	Chones (25), Snyder (22), Brewer (19), Clemons (17), Smith (17)



DONOVAN'S DOMINANCE: DONOVAN MITCHELL has put up strong numbers through his first 50 outings with Cleveland, averaging a career-best 27.3 PPG (9th in NBA, career highs .480 FG%, .387 3FG% and .873 FT%), 4.1 RPG, 4.9 APG and 1.48 SPG (13th in NBA) in 35.5 MPG. He has scored 20+ PTS 37 times, 30+ PTS 21 times and 40+ PTS 6 times. He is **ONE OF ONLY TWO NBA PLAYERS AVERAGING AT LEAST 25.0 PPG WHILE SHOOTING .470 FG% AND .380+ 3FG%** (Stephen Curry).

SPIDA ALREADY OWNS THE 3RD-MOST 40-POINT GAMES IN CAVALIERS HISTORY

PLAYER	40-PT GAMES
1. LeBron James	51
2. Kyrie Irving	11
3. DONOVAN MITCHELL	6

SPIDA SCORES 71: In a win over Chicago on Jan. 2, Mitchell tallied a **CAREER-HIGH 71 POINTS** on 22-34 (.647) shooting from the field, including 7-15 (.466) from beyond the arc and 20-25 (.800) shooting from the free throw line, a game-high 11 assists, eight rebounds and one block in a career-high 50 minutes of play. **He set several historical marks that night in the diagram below:**

SPIDA SENSES 71

7TH PLAYER IN NBA HISTORY TO RECORD

70+ POINTS IN A GAME

He joined Wilt Chamberlain, Kobe Bryant, David Thompson, David Robinson, Elgin Baylor and Devin Booker.

71 POINTS SET CAVALIERS SCORING RECORD

Mitchell shattered the franchise's single game scoring record, beating the previous mark of 57 by LeBron James (11/3/17 at WAS) and Kyrie Irving (3/12/15 vs. SAS)

1ST PLAYER TO HAVE A 70-PT/10-AST GAME IN NBA HISTORY

Mitchell also became the **FIRST PLAYER** in league history with his stat line (71 PTS, 11 AST, 8 REB).

4TH CAVS PLAYER EVER TO SCORE 24 POINTS IN A QUARTER

He had 24 PTS in the 3rd Q, becoming the 4th player in Cavs history with 24+ points in a period (LeBron James, Kevin Love, Darius Garland).



MOST POINTS IN ANY NBA GAME SINCE 2006

Mitchell's performance was the biggest since Kobe Bryant's 81-point game against Toronto on Jan. 22, 2006.

99 POINTS SCORED OR ASSISTED – 2ND MOST EVER!

The 99 points Mitchell created were the 2nd most ever behind the night Wilt Chamberlain scored 100 points in 1962, per ESPN Stats & Information research. Chamberlain also had two assists, creating 104 PTS that night.

SCORED 55 POINTS AFTER HALFTIME

After a 16-point first half, Mitchell scored 42 points in the second half (**MOST EVER BY A CAV IN EITHER HALF**) and 13 of Cleveland's 15 points in overtime.

HELPED CAVS OVERCOME 21-POINT DEFICIT

It was the Cavs' biggest come-from-behind victory this season. Mitchell had 18 PTS in the 4th Q, including the game-tying tip-in to send the game into overtime.

MOST POINTS IN A GAME IN NBA HISTORY

DATE	PLAYER	POINTS
March 2, 1962	Wilt Chamberlain	100
Jan. 22, 2006	Kobe Bryant	81
Dec. 8, 1961	Wilt Chamberlain	78
April 9, 1978	David Thompson	73
Nov. 16, 1962	Wilt Chamberlain	73
Jan. 13, 1962	Wilt Chamberlain	73
Nov. 3, 1962	Wilt Chamberlain	72
JAN. 2, 2022	DONOVAN MITCHELL	71
April 24, 1994	David Robinson	71
Nov. 15, 1960	Elgin Baylor	71

*Mitchell was also just the **4th NBA player in league history to make 20 FG and 20 FT in a single game**, joining Wilt Chamberlain (3/2/62), Devin Booker (3/24/17) and Michael Jordan (3/28/90).



★ **ALL-STAR STARTER:** Mitchell was selected as a **starter for the 2023 NBA All-Star Game in Salt Lake City, Utah (Feb. 19)**. It marked the 4th NBA All-Star selection for Mitchell (2020-2023) and his 1st time as a starter.

★ **THE SPIDA SHOW:** At the 2023 NBA All-Star Game, Mitchell posted the **MOST POINTS ever scored by a Cavalier in an All-Star Game**, tallying 40 PTS, 10 AST and 8 3FGM. **No other player in NBA history has ever reached those marks in an All-Star Game.**



MOST POINTS SCORED BY A CAVALIER IN AN NBA ALL-STAR GAME

CAVS PLAYER/YEAR	POINTS
DONOVAN MITCHELL (2023)	40
Kyrie Irving (2014)	31
LeBron James (2015)	30

Mitchell also became the 1st player in NBA All-Star Game history to tally 40+ PTS and 10+ AST.

MITCHELL BECAME THE 4TH CAVALIERS PLAYER EVER TO BE NAMED AN NBA ALL-STAR STARTER

CAVS PLAYER	YEAR AS ALL-STAR STARTER
LeBron James (10 times)	2005-2010, 2015-2018
Kyrie Irving (2 times)	2014, 2017
Shawn Kemp	1998
DONOVAN MITCHELL	2023

Mitchell was the 1st Cavalier selected as an All-Star Game starter since LeBron James in 2018.

🍷 **2X PLAYER OF THE WEEK:** Mitchell has been named the **EASTERN CONFERENCE PLAYER OF THE WEEK** twice this season: **Week 9 (Dec. 12-18)** and **Week 12 (Jan. 2-8)**. **Only 5 other Cavaliers have won multiple POW awards in franchise history** (LeBron James-42, Kyrie Irving-4, Andre Miller-2, Terrell Brandon-2, Mike Mitchell-2).

🍷 **SCORING LIKE WILT:** Mitchell topped the 30-point mark 5 times in his first 6 games, including one 40+ PT performance (41 PTS at BOS on 10/28). He became just the **2ND PLAYER IN NBA HISTORY to record 30+ points in 5 of his first 6 games with a team, joining Wilt Chamberlin** (his first 6 games in 1959 with the Warriors).

🍷 **FIRST 10:** Mitchell scored 319 points in the first 10 games, **the most by a player in their first 10 outings with the Cavaliers EVER!** It was also the 2nd-most points scored by any NBA player in their first 10 games with a team in league history, behind only Wilt Chamberlain (371 points in 1959).

🍷 **RACE TO 1,000:** Mitchell became the **2ND FASTEST PLAYER IN NBA HISTORY** to make **1,000 3FG** with his fifth triple at Sacramento on Nov. 9. He also has the 5th-most 3FG since entering the NBA.

FASTEST TO 1,000 CAREER 3FGM IN NBA HISTORY		MOST 3FGM SINCE 2017-18	
PLAYER	GAMES TO REACH 1,000 3FGM	PLAYER	3FGM
Buddy Hield	350	1. Buddy Hield	1,499
DONOVAN MITCHELL	355*	2. Stephen Curry	1,385
Stephen Curry	369	3. James Harden	1,326
		4. Damian Lillard	1,292
		5. DONOVAN MITCHELL	1,140

Mitchell made his 1,000th career triple on Nov. 9

Mitchell is the FASTEST player in NBA history to reach 9,000 PTS and 1,000 3FG (371 games)





DG THE PG: In his 51 appearances, **DARIUS GARLAND** is averaging 21.7 points, a team-high 8.0 assists (7th in NBA) and 1.25 steals (23rd in NBA) in 35.2 minutes. He is also shooting a career-high .419 from three (13th-best in NBA), has 15 double-doubles and has scored 30+ PTS 7 times and 40+ PTS 3 times.

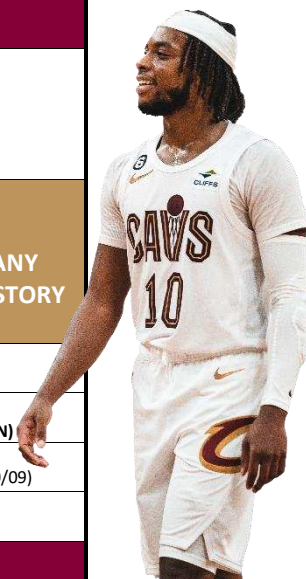
NBA PLAYERS AVERAGING 20.0+ PPG, 8.0+ APG AND 1.0+ SPG	
PLAYER	
DARIUS GARLAND, CLE	
Luka Doncic, DAL	
Nikola Jokic, DEN	
James Harden, PHI	
Ja Morant, MEM	
LaMelo Ball, CHA	

GARLAND'S HIGHEST SCORING GAMES	
PTS	DATE/OPP.
*51	11/13/22 vs. MIN
*46	12/26/22 vs. BKN
41	3/8/22 at IND
*41	11/18/22 vs. CHA
<i>*This Season</i>	

***GARLAND IS THE ONLY PLAYER IN THE NBA W/20.0+ PPG, 8.0+ APG, 1.0+ SPG AND .400+ 3FG%.**

- 41 PTS, 6 AST, 5 STL:** In a win over Charlotte on Nov. 18, Garland tallied a game-high 41 points (16-26 FG), six assists, a career-high five steals and one block in a career-high 48 minutes. He became just the **2nd Cavs player in team history to record 40+ PTS, 5+ AST and 5+ STL (LeBron James – 47 PTS, 8 AST, 5 STL on Feb. 6, 2010 vs. NYK).**
- 51-POINT EXPLOSION:** Against Minnesota on Nov. 13, Garland finished with a **career-high 51 points** on 16-30 (.533) shooting from the field, including 10-14 (.714) shooting from beyond the arc, a team-high six assists, two rebounds and one steal in 40 minutes. **Check out historical marks he achieved that night below:**

DG'S 51-POINT NIGHT			
6 TH PLAYER IN NBA HISTORY TO RECORD			
50+ PTS, 10+ 3FG AND 5+ AST			
(STEPHEN CURRY, DAMIAN LILLARD, KYRIE IRVING, JAMES HARDEN AND KLAY THOMPSON)			
4 TH	3 RD	MOST	2 ND
CAVS PLAYER TO SCORE 50 POINTS IN A GAME	CAVS PLAYER TO MAKE 10+ 3FG IN A GAME	POINTS IN A 4 TH QUARTER IN CAVS HISTORY	MOST POINTS SCORED IN ANY SINGLE QUARTER IN CAVS HISTORY
LeBron James (9 times)	Kyrie Irving (11 3FG, 1/28/15)	27 PTS DARIUS GARLAND (11/13/22 vs. MIN)	34 PTS (1 st Q) Kevin Love (11/23/16 vs POR)
Kyrie Irving (2 times)	C.J. Miles (10 3FG, 1/7/14)	24 PTS LeBron James (1/6/08 at TOR)	27 PTS (4th Q) DARIUS GARLAND (11/13/22 vs MIN)
Walt Wesley (2/19/71)	DARIUS GARLAND (10 3FG, 11/13/22)	23 PTS LeBron James (12/4/15 at NOP)	24 PTS (3 times, LeBron James) (4 th Q 1/6/08, 1 st Q 4/11/08, 3 rd Q 2/20/09)
DARIUS GARLAND (11/13/22)		23 PTS LeBron James (11/12/17 vs. BKN)	24 PTS (3 rd Q) Donovan Mitchell (1/2/23 vs. CHI)
SET CAREER HIGHS IN POINTS (51), FGM (16) & 3FGM (10)			



- THE RETURN OF DG:** In his return from injury in a win over Boston on Nov. 2, **Garland posted 29 PTS, 12 AST, 5 REB, 3 STL and just 1 turnover in 42 minutes. Only 2 other Cavaliers have ever recorded 25+ PTS, 10+ AST, 5+ REB, 3+ STL and 1 turnover or less in a single game.**

THE ONLY CAVS PLAYERS TO RECORD 25+ PTS, 10+ AST, 5+ REB, 3+ STL and 1 TURNOVER OR LESS		
PLAYER	DATE/OPPONENT	STAT LINE
DARIUS GARLAND	11/2/22 vs. BOS	29 PTS, 12 AST, 5 REB, 3 STL, 1 TOV
LeBron James	1/16/05 at SEA	35 PTS, 11 AST, 5 REB, 4 STL, 1 TOV
Randy Smith	1/29/80 vs. LAL	31 PTS, 10 AST, 5 REB, 3 STL, 1 TOV





DOUBLE-DOUBLE JA: JARRETT ALLEN has posted a team-high 26 double-doubles, tied for 13th-most in the NBA. He is averaging 14.7 points (.655 FG%), 9.9 rebounds, 0.80 steals and 1.22 blocks in 33.2 minutes.


- MR. ACCURACY:** Allen currently owns the HIGHEST FG% in franchise history at .649 in his 161 games with the Cavaliers (min. 100 FGM).
- HIGH RANKING:** This season, Allen ranks 5th in the NBA in FG%, 14th in RPG and 18th in BPG.
- THE ONLY ONE:** Allen is the ONLY PLAYER in the East shooting .600+ FG% and averaging 14.0+ PPG.

JARRETT ALLEN'S CAREER 20-REBOUND GAMES	
REB	DATE/OPP.
24	1/16/19 at HOU
22	2/4/22 at CHA
21	11/25/19 at CLE
*20	11/7/22 at LAC
<i>*This Season</i>	

2022-23 NBA LEADERS IN CONTESTED SHOTS PER GAME	
PLAYER	CONT. SHOTS PER GAME
1. Brook Lopez, MIL	17.2
2. Nic Claxton, BKN	11.9
3. JARRETT ALLEN, CLE	11.8
4. Ivica Zubac, LAC	11.7

BEST FG% IN EASTERN CONFERENCE	
PLAYER	FG%
1. Nic Claxton, BKN	.722
2. JARRETT ALLEN, CLE	.669
3. Onyeka Okongwu, ATL	.655



MARVELOUS MOBLEY: EVAN MOBLEY, a 2023 NBA Rising Star , has played in 59 games and is averaging 15.7 points (.551 FG%-20th best in NBA), a career-high 8.9 rebounds (19th in NBA), 2.7 assists, 0.78 steals and 1.36 blocks (9th in NBA) in 34.2 minutes, while posting 18 double-doubles.

2022-23 NBA PLAYERS AVERAGING 15.0+ PPG ON .500+ FG%, 8.0+ RPG, 2.0+ APG and 1.0+ BPG	
NBA PLAYER	
Joel Embiid, PHI	
*EVAN MOBLEY, CLE	
Anthony Davis, LAL	

- 19 BUCKETS VS. BUCKS:** Mobley scored a career-high 38 PTS (19-27 FG) in a win over Milwaukee on Jan. 21. All 38 of his points came without making a single 3FG or FT, becoming just the 4th NBA player since three-pointers were adopted in 1979 to accomplish that feat with 38+ PTS.

NBA PLAYERS SINCE 1979 TO TALLY 38+ PTS W/ 0 3FGM & 0 FTM IN A SINGLE GAME	
PLAYER/DATE	STAT LINE
Hakeem Olajuwon (1/30/97 vs. DEN)	48 PTS, 0 3FGM, 0 FTM
Alex English (12/6/88 at NYK)	38 PTS, 0 3FGM, 0 FTM
Alex English (3/3/84 vs. UTA)	44 PTS, 0 3FGM, 0 FTM
George Gervin (1/25/85 vs. SAS)	42 PTS, 0 3FGM, 0 FTM
EVAN MOBLEY (1/21/23 vs. MIL)	38 PTS, 0 3FGM, 0 FTM

- SCORING AND BLOCKING:** Mobley has scored in double figures in 52 games so far and has blocked at least one shot in 43 outings, including a career-best 8-block performance at Detroit on Nov. 4.

MOST GAMES WITH AT LEAST 1 BLOCK IN NBA THIS SEASON	
GAMES	PLAYER
49	Brook Lopez, MIL
47	Nic Claxton, BKN
44	Myles Turner, IND
44	Walker Kessler, UTA
43	EVAN MOBLEY, CLE

- A BIT OF EVERYTHING:** Mobley tallied 21 points, a career-high 18 rebounds, five assists, two blocks and one steal in a career-high 45 minutes during a win over Charlotte on Nov. 18. He became just the 9th player in Cavaliers history with 20+ PTS, 15+ REB, 5+ AST, 2+ BLK and 1+ STL (LeBron James, Brad Daugherty, Campy Russell, Andre Drummond, Kevin Love, Drew Gooden, Bingo Smith, Cliff Robinson).

MOST BLOCKS IN A SINGLE GAME IN CAVS HISTORY		
BLOCKS	CAVS PLAYER	DATE/OPP.
11	Larry Nance	1/7/89 vs NYK
9	Hot Rod Williams	2/3/88 at WAS
8	EVAN MOBLEY	11/4/22 at DET
8	Larry Nance	11/27/91 vs PHI
8	Larry Nance	3/26/93 at PHI
8	Larry Nance	4/10/92 at NJ

- FIRST 100 GAMES:** Mobley is the ONLY player in Cavs history to accumulate 1,400+ PTS on .500+ FG%, 800+ REB, 200+ AST and 150+ BLK in their first 100 career games.

- DOING IT ALL:** In a win at New Orleans on Feb. 10, Mobley became the FIRST PLAYER IN CAVS HISTORY to finish a game with 28+ PTS, 13+ REB, 3+ STL, 2+ BLK and .722+ FG%.





ICE HOT: Over the last 29 games, **ISAAC OKORO** is shooting .550 (88-160) from the field and .436 (34-78) from beyond the arc. **He has the 21st-best 3FG% in the NBA over that span (since Dec. 21).**

OKORO ON THE RISE	
NUMBERS OVER THE LAST 29 GAMES	
.550 FG%, .436 3FG%, 8.4 PPG, 3.0 RPG, 1.7 APG	
NUMBERS OVER THE FIRST 32 GAMES	
.414 FG%, .224 3FG%, 4.4 PPG, 2.1 RPG, 0.7 APG	

PLAY EVERY GAME: Okoro is the **only Cavalier** this season to play in every game so far (61 GP).

PEANUT BUTTER AND CEDI: **CEDI OSMAN** has scored in double figures in **24** games (5 20-PT games) and is averaging **8.9** points and **2.2** rebounds in **21.0** minutes off the bench. He became the **2nd** Cavalier since 1985-86 to record **10+** points off the bench in the Cavs first four games of a season (Jordan Clarkson, 2018-19).

15+ POINTS: Osman scored at least 15 PTS in each of the first 3 games, becoming just the **4th player in Cavaliers history to record three straight games with 15+ points off the bench to start a season.**

CED3: In a win over the L.A. Clippers on Jan. 29, Osman went a perfect 7-7 from beyond the arc and scored a career-high tying 29 PTS in 22 MIN off the bench. He became just the **3rd player in franchise history to finish a game a perfect 7-7 or better from three**, joining Kyrie Irving (7-7, 3/12/15) and Mo Williams (7-7, 11/28/09), and is the **1st** Cavaliers reserve to do so.

2022-23 NBA BENCH LEADERS IN PLUS/MINUS	
+/-	PLAYER
+257	1. Isaiah Joe, OKC
+191	2. CEDI OSMAN, CLE

THE ONLY CAVS PLAYERS TO OPEN A SEASON WITH 3 STRAIGHT GAMES OF 15+ PTS OFF THE BENCH	
PLAYER	YEAR
Campy Russell	1976-77
Austin Carr	1978-79
Jordan Clarkson	2018-19
CEDI OSMAN	2022-23

CAVS PLAYERS TO SHOOT A PERFECT 7-7 3FG IN A SINGLE GAME (ALL-TIME)	
PLAYER	DATE/OPPONENT
Mo Williams (7-7 3FG)	3/12/15 at SAS
Kyrie Irving (7-7 3FG)	11/28/09 vs. DAL
CEDI OSMAN (7-7 3FG)	1/29/23 vs. LAC
*Osman is the 1ST BENCH PLAYER IN CAVS HISTORY to accomplish this feat, and is also the 2ND PLAYER IN TEAM HISTORY to finish a game with 29+ PTS in 22 MIN or fewer.	

ALL ABOUT VERT: **CARIS LEVERT** has scored in double figures in 35 games, including a 41-point outburst at Boston on Oct. 28, and is averaging **12.0** points, **3.9** rebounds and **3.9** assists in **30.5** minutes.

20+ POINT NIGHTS: LeVert has topped the **20-point mark 11 times this season**, including a stretch of 3 straight 20-plus point performances from Dec. 9-12.

LEVERT'S CAREER 40-POINT GAMES	
POINTS	DATE/OPPONENT
51	3/3/20 at BOS
43	1/8/21 at MEM
42	2/4/22 vs. CHI
*41	10/28/22 at BOS
*This Season	



JERSEY NUMBERS:

Here's a breakdown of the Cavaliers' 2022-23 record by jersey.

White: 14-11

Wine: 14-3

Black: 7-6

City: 3-3



RECENT TRANSACTIONS:

10/17/22 – The Cavaliers signed forward Mamadi Diakite to a Two-Way contract.

10/15/22 – The Cavaliers exercised the third-year (2023-24) contract option on Evan Mobley and the fourth-year (2023-24) contract option on Isaac Okoro; also waived Sharife Cooper, Mamadi Diakite, Nate Hinton, R.J. Nembhard and Jamorko Pickett.

9/27/22 – The Cavaliers signed forward Dean Wade to a multi-year contract extension.

9/26/22 – The Cavaliers added forwards Mamadi Diakite and Jamorko Pickett and guards Nate Hinton and Sharife Cooper to their 2022 training camp roster.

9/3/22 – The Cavaliers acquired NBA All-Star guard Donovan Mitchell in a trade with the Utah Jazz; In exchange, Cleveland sent guard Collin Sexton (via sign and trade), forward Lauri Markkanen, guard Ochai Agbaji and three future unprotected first round draft picks (2025, 2027, 2029) to Utah, while also agreeing to pick swaps in 2026 and 2028.

7/9/22 – The Cavaliers signed guard Darius Garland to a multi-year contract extension.

7/8/22 – The Cavaliers signed guard Ricky Rubio, center Robin Lopez and guard Raul Neto.

7/3/22 – The Cavaliers signed guard R.J. Nembhard to a Two-Way contract.

7/2/22 – The Cavaliers signed 2022 NBA Draft picks Ochai Agbaji and Isaiah Mobley (Two-Way).

6/28/22 – The Cavaliers extended a qualifying offer to guard Collin Sexton and a Two-Way contract qualifying offer to guard R.J. Nembhard.

6/24/22 – The Cavaliers selected guard Ochai Agbaji from the University of Kansas with the 14th overall pick in the 2022 NBA Draft; also selected center Khalifa Diop with the 39th pick out of Senegal, forward Isaiah Mobley with the 49th pick out of USC and forward Luke Travers with the 56th pick out of Australia.

CAVALIERS OFF THE COURT NOTES

CAVALIERS SEASON OF GIVING:



CAVALIERS COACHES AND PLAYERS DELIVER SMILES AND GIFTS TO PATIENTS AT CLEVELAND CLINIC CHILDRENS: 'Tis the season to spread holiday cheer and that's exactly what the Cleveland Cavaliers did on Tuesday, December 20th. The team visited with patients at Cleveland Clinic Children's and went from room-to-room, bringing joy and holiday gifts to the young patients and their families. The annual Holiday Hospital Visit is part of the Cavs Season of Giving, presented by UPS.

THANKFUL FOR ALL HOLIDAY DINNER: The Cleveland Cavaliers 2022 Season of Giving Delivered by UPS tipped off on Thursday, November 17th with their "Thankful for ALL" holiday dinner at Rocket Mortgage FieldHouse for families that are part of Cleveland Metropolitan School District's Project ACT. The surprise

hosts for the evening were Cavs players **Isaac Okoro** and **Lamar Stevens** who were also joined by head coach **J.B. Bickerstaff**, assistant coach **Luke Walton** and members of the front office and senior leadership team who served the 150 special guests the traditional Thanksgiving meal of turkey with all the fixings.



Stevens (pictured right) also partnered with The Light Center Recovery and several other organizations locally to serve the Akron, OH area by giving out over 150 turkeys and providing an early Thanksgiving dinner for 100+ members of the community at the Ed Davis Community Center in Akron on November 19th.

JARRETT ALLEN – MEALS & MATH: Cavs center Jarrett Allen hosted his sixth annual Meals + Math Thanksgiving event on November 17. The budgeting event provided 25 kids from a local Cleveland elementary school and their families with Thanksgiving groceries while simultaneously teaching kids about math and budgeting.



With support from Giant Eagle, Allen gave each participant a sample grocery list, calculator, and budget of \$100 (in the form of a Giant Eagle gift card). Allen joined volunteers from the Cavs to help the participants calculate costs and budget their meals. In conjunction with this event, Allen also partnered with Microsoft to provide each student with a Surface Tablet and with Beats by Dre to provide EP headphones. Participants also received items for the Cavs and the NBA.

DARIUS GARLAND TURKEY DRIVE: Cavs guard Darius Garland organized a turkey and Thanksgiving meal giveaway on November 17 at Warrensville Heights High School where he gave away more than 250 turkeys and Thanksgiving meals to the community.



CAVALIERS SURPRISE VISIT TO GIANT EAGLE: As part of the season of giving, Evan Mobley, Darius Garland and Donovan Mitchell gave Clevelanders a surprise visit to a local Giant Eagle and were joined by their families to ring up holiday shoppers and take care of the check as part of our annual Season of Giving.

DYLAN WINDLER PROVIDES TARGET SHOPPING SPREE: Cavs forward Dylan Windler surprised 15 single moms and their kids from The Haven Home (an organization that compassionately serves under-resourced women and their children by empowering sustainable independence) with a Target shopping trip in December for the holidays. The families got to pick out gifts and to make their list and check it twice. Each family also left with a little surprise to be sure their holiday cheer didn't stop there!

IMPACTING YOUTH OFF THE COURT:

DONOVAN MITCHELL & YMCA OF GREATER CLEVELAND: Mitchell in the month of December donated Adidas clothing and apparel to the YMCA of Greater Cleveland during a family night event to help provide some winter essentials to the community.

KEVIN LOVE | WORLD MENTAL HEALTH DAY: Hundreds gathered at Rocket Mortgage FieldHouse on October 10th for World Mental Health Day for a multi-school district mental health and safety summit, hosted by the Kevin Love Fund. The kids and teachers in attendance from across Greater Cleveland were surprised by Kevin Love himself at the event where he talked to the crowd for 15 minutes sharing his thoughts on mental health and his mental health journey.

DARIUS GARLAND & OTHER CLEVELAND ATHLETES PROMOTE THE BOYS & GIRLS CLUB: To help promote the Boys & Girls Clubs of Northeast Ohio and their efforts to increase the number of kids it serves, Darius Garland along with Myles Garrett and Kareem Hunt of the Cleveland Browns and United States Olympian (Cleveland native) Katie Nageotte contributed to a fight song for Cleveland called “The Land”, which served as a rallying effort to try and help double the number of kids the Boys & Girls Clubs of Northeast Ohio serves by 2025. It was released on December 21st and hit close to home for Garland who went to the Boys & Girls Club growing up as a child.



RICKY RUBIO | ONE MONTH ONE CAUSE

Once a month In order to encourage and support the work of social organizations in Cleveland, the Ricky Rubio Foundation promotes One Month One Cause which proposes to invite, once a month, a community entity to a Cavaliers game.



This project provides 30 tickets to a representative of the organization to dispose of them and extend the invitation to whomever he or she deems appropriate. Once the game is over, the representative will take a picture with Ricky Rubio on the field.

With this initiative, The Ricky Rubio Foundation pursues multiple objectives. To promote social values, promote social participation, raise awareness among Cavaliers stakeholders and raise awareness about different social issues.

RICKY RUBIO | BOYS HOPE GIRLS HOPE: During the month of December, Ricky Rubio used his one month one cause program to showcase and support Boys Hope Girls Hope of Northeast Ohio. They are an organization that seek to nurture and guide motivated young people in need to become well-educated and career-ready men and women for others. Rubio helped support and showcase their efforts in providing dynamic family-like environments, goal setting and mentoring, as well as emotional, social, and spiritual support for young people in the USA and Latin America.

Rubio has also partnered with other organizations like Prayers for Maria, American Cancer Society, A Breathe of Hope, Special Olympics Ohio, Volunteers of America, LUNgevity Foundation and more.

ALL-STAR WEEKEND:

DONOVAN MITCHELL GIFTS GRAMBLING STATE UNIVERSITY HIS NEW SIGNATURE SHOE THE D.O.N ISSUE #4:

During All-Star Weekend, Adidas announced the extension of its partnership with Grambling State University, An HBCU located in Grambling, Louisiana.

With this partnership, GSU had the chance to highlight their school, its values and its culture and had the opportunity to spread awareness to HBCU's.

As part of the announcement, Donovan Mitchell surprised GSU players with specifically designed pairs of D.O.N Issue #4 exclusive colorway prior to the HBCU Classic, which spotlights the basketball programs of Historically Black Colleges.

In return, GSU gifted Mitchell his very own customized Tigers jersey for his collaboration and support of their school.



EVAN MOBLEY – NBA CARES: As part as the NBA's Day of Service, Evan Mobley and other NBA Rising Stars volunteered with NBA Cares to package 500 backpacks filled with food and essentials for those facing homelessness in Salt Lake City.




It was Mobley's second time involved with NBA Cares during All-Star Weekend having participated in last year's Rising Stars event at the 2022 NBA All-Star Weekend in Cleveland.

HISTORICAL ACHIEVEMENT:

BRAD DAUGHERTY BECAME THE FIRST BLACK PRINCIPAL OWNER TO WIN DAYTONA 500:

On Sunday Feb. 19, Bally Sports Ohio Analyst and Cavalier legend Brad Daugherty became the first black principal NASCAR owner to ever win the Daytona 500. The No. 47 car was driven by Ricky Stenhouse Jr.

It was alongside co-owners and longtime business partners Jodi and Tad Geschickter of JTG Daugherty Racing that the win was captured on NASCAR's biggest stage.





#31 Jarrett Allen

Center - 6-11 - 248lbs - 04/21/1998 - Texas/USA

6th Year Pro

PERSONAL: Is the son of Leonard and Cheryl Allen...has one older brother, Leonard II...father, Leonard, played basketball at San Diego State (1982-85); he was selected by the Dallas Mavericks in the third round of the 1985 NBA Draft (50th overall pick) and played professionally in Europe...won a gold medal with the USA U18 National Team at the FIBA Americas U18 Championship in July 2016 in Valdivia, Chile...attended St. Stephen's Episcopal HS in Austin, Texas...is interested in computers.

	GP	GS	PPG	RPG	APG	SPG	BPG	MPG	FG%	3FG%	FT%
2022-23	54	54	14.7	9.9	1.7	0.80	1.22	33.3	.655	.125	.717
Career	395	330	12.0	8.9	1.4	0.58	1.34	27.5	.631	.184	.701

	POINTS			REB	AST	BLK	STL	DBL-DBL	TPL-DBL
	10+	20+	30+	10+	10+	3+	3+		
2022-23	42	15	--	30	--	5	2	26	--
Career	254	47	--	172	--	54	5	141	--

	2022-23 HIGHS	CAREER HIGHS
PTS	24 5 times	29 at CHA 2/4/22
FGM	12 at NYK 1/24/23	13 at WAS 12/3/21
FGA	17 2 times	20 at CHA 2/4/22
3FGM	1 vs. LAC 1/29/23	2 at DET 10/17/18
3FGA	1 8 times	3 2 times
FTM	7 vs. OKC 12/10/22	10 2 times
FTA	13 vs. OKC 12/10/22	16 at ATL 3/9/19
OREB	9 vs. DET 2/8/23	11 at CHA 2/4/22
DREB	16 at LAC 11/7/22	18 at HOU 1/16/19
TREB	20 at LAC 11/7/22	24 at HOU 1/16/19
ASTS	6 at POR 1/12/23	8 vs. SAC 8/7/20
STLS	3 2 times	3 5 times
BLKS	4 vs. CHA 11/18/22	6 2 times
MINS	46 vs. CHA 11/18/22	46 vs. CHA 11/18/22

RECENT GAMES

OPPONENT	W/L	MIN	FG-A	3P-A	FT-A	OR	DR	TR	A	PF	ST	TO	BS	PTS
2/15 at PHI	L	38:04	5-6	0-0	2-2	5	2	7	4	3	0	0	0	12
2/13 vs. SAS	W	38:51	7-11	0-0	3-3	5	6	11	0	3	2	0	3	17
2/11 vs. CHI	W	33:10	10-13	0-0	3-5	4	6	10	0	3	0	2	1	23
2/10 at NOP	W	30:39	8-11	0-0	4-4	6	5	11	4	5	0	2	2	20
2/8 vs. DET	W	29:48	9-13	0-0	2-5	9	7	16	1	1	0	2	1	20

Injury List — Missed 1 game due to Left Ankle; Soreness (11/13); Missed 1 game due to Illness; Non-Covid Related (11/16); Missed 4 games due to Low Back; Contusion (11/27, 11/28, 12/2, 12/4); Missed 1 game due to Back; Contusion (11/30)

NOTES:

- ✔ Tallied a team-high tying 24 points on 12-17 (.705) shooting from the field, a team-high 12 rebounds and one block in 39 minutes on Jan. 24 at NYK.
- ✔ Contributed his 17th double-double of the season with 24 points on 9-12 (.750) shooting from the field, a team-high 11 rebounds, five assists, two steals and one block in 37 minutes. Allen scored 18 of his points in the 2nd half on 6-7 (.857) shooting from the field, marking his highest scoring total in the 2nd half this season.
- ✔ Contributed his 16th double-double of the season with a season-high tying 24 points on 11-17 (.647) shooting from the field, a team-high 10 rebounds, six assists and one steal in 39 minutes on Jan. 12 at POR. It was the fifth time in his career with 6+ assists and his first career game with 20+ PTS, 10+ REB and 5+ AST.
- ✔ Recorded his 14th double-double of the season with 19 points on 8-11 (.727) shooting from the field, a game-high 14 rebounds, one steal and one block in 38 minutes on Dec. 29 at IND. His lone blocked of the game was his 500th career blocked shot.
- ✔ Chipped in his 11th double-double of the season with 21 points on 7-9 (.778) shooting from the field, 11 rebounds, one steal and one block in 37 minutes of play on Dec. 10 vs. OKC. He also recorded his 1,000th career offensive rebound and 200th career steal in the game.
- ✔ Chipped in 24 points on 11-14 (.785) shooting from the field, 11 rebounds, three steals and one block in 38 minutes on Dec. 6 vs. LAL.
- ✔ Tallied his second 20-10 game of the season with a season-high 24 PTS on 10-12 (.833) shooting from the field, a game-high 13 REB, 2 AST and 1 STL in 36 MIN of play on Nov. 23 vs. POR.
- ✔ Contributed his eighth double-double of the season with 20 points on 8-11 (.727) shooting from the field, 12 rebounds and a season-high four blocks in a career-high 46 minutes of play on Nov. 18 vs. CHA.
- ✔ Recorded 10 PTS, a game-high 20 REB, 3 AST and a game-high 2 BLK in 33 MIN on Nov. 7 at LAC. It was the 4th time in his career he grabbed 20+ REB.



#21 Mamadi Diakite

Forward - 6-9 - 224lbs - 01/21/1997 - Virginia/Guinea

3rd Year Pro

PERSONAL: Was born in Conakry, Guinea to Aboubacar Sidiki Diakite and Aminata Kaba...attended Blue Ridge School in Saint George, Virginia...NBA Champion (2021, Bucks)...NBA G League Champion (2021, Lakeland Magic)...All-NBA G League First Team (2021)...NBA G League All-Defensive Team (2021)...NBA G League All-Rookie Team (2021)...NCAA Champion (2019).

	GP	GS	PPG	RPG	APG	SPG	BPG	MPG	FG%	3FG%	FT%
2022-23	16	2	1.6	0.8	0.1	0.13	0.38	6.2	.423	.267	.000
Career	43	6	2.9	2.4	0.3	0.30	0.47	9.9	.460	.179	.680

	POINTS			REB	AST	BLK	STL	DBL-DBL	TPL-DBL
	10+	20+	30+	10+	10+	3+	3+		
2022-23	--	--	--	--	--	--	--	--	--
Career	3	--	--	1	--	1	--	--	--

RECENT GAMES

OPPONENT	W/L	MIN	FG-A	3P-A	FT-A	OR	DR	TR	A	PF	ST	TO	BS	PTS
2/15 at PHI	L		Inactive - G League Two-Way											
2/13 vs. SAS	W													
2/11 vs. CHI	W													
2/10 at NOP	W		Inactive - G League Two-Way											
2/8 vs. DET	W													

I - NWT — 1 on the season.; I - GLTW — 25 on the season.; I - P — 1 on the season.

	2022-23 HIGHS	CAREER HIGHS
PTS	6 vs. PHI 11/30/22	13 at CHI 5/16/21
FGM	2 4 times	4 5 times
FGA	5 vs. PHI 11/30/22	11 at CHI 5/16/21
3FGM	2 vs. PHI 11/30/22	2 vs. PHI 11/30/22
3FGA	4 vs. PHI 11/30/22	4 vs. PHI 11/30/22
FTM	--	6 vs. CHA 4/9/21
FTA	--	8 at CHI 5/16/21
OREB	2 at NYK 12/4/22	4 at DAL 2/2/22
DREB	4 vs. PHI 11/30/22	8 at POR 2/4/22
TREB	4 vs. PHI 11/30/22	10 at DAL 2/2/22
ASTS	2 vs. PHI 11/30/22	2 4 times
STLS	1 2 times	2 2 times
BLKS	2 at DET 11/27/22	3 at POR 2/4/22
MINS	23 vs. PHI 11/30/22	38 at CHI 5/16/21

NOTES:

- ✔ 2021-22: Appeared in 13 games (three starts) for Oklahoma City, averaging 4.3 points and 4.5 rebounds in 14.5 minutes
- ✔ Scored a season-high 12 points to go with eight rebounds and three blocks in 30 minutes at Portland on Feb. 4, 2022
- ✔ Grabbed a career-best 10 rebounds at Dallas on Feb. 2, 2022





#10 Darius Garland

Guard - 6-1 - 186lbs - 01/26/2000 - Vanderbilt/USA

4th Year Pro

PERSONAL: Father, Winston, played seven NBA seasons...both of his grandfathers served in the U.S. Army....played on AAU team Bradley Beal Elite and has developed relationship with Wizards All-Star Beal...averaged 28.6 points and shot 59.7 percent as a senior for Brentwood Academy...won a record-tying four state championships...second player in Tennessee history to win three consecutive Mr. Basketball awards, joining Brandan Wright.

	GP	GS	PPG	RPG	APG	SPG	BPG	MPG	FG%	3FG%	FT%
2022-23	51	51	21.7	2.7	8.0	1.25	0.10	35.2	.468	.419	.862
Career	232	228	18.3	2.6	6.7	1.13	0.09	33.8	.449	.388	.871

	POINTS			REB	AST	BLK	STL	DBL-DBL	TPL-DBL
	10+	20+	30+	10+	10+	3+	3+		
2022-23	49	29	7	--	15	--	8	15	--
Career	207	97	15	1	51	--	22	51	1

	2022-23 HIGHS	CAREER HIGHS
PTS	51 vs. MIN 11/13/22	51 vs. MIN 11/13/22
FGM	16 2 times	16 2 times
FGA	31 vs. MIN 11/13/22	31 vs. MIN 11/13/22
3FGM	10 vs. MIN 11/13/22	10 vs. MIN 11/13/22
3FGA	15 vs. MIN 11/13/22	15 vs. MIN 11/13/22
FTM	13 vs. BKN 12/26/22	15 at MIA 3/11/22
FTA	15 vs. BKN 12/26/22	16 at MIA 3/11/22
OREB	2 4 times	3 2 times
DREB	7 vs. DAL 12/17/22	10 at UTA 1/12/22
TREB	7 2 times	10 at UTA 1/12/22
ASTS	14 at MEM 1/18/23	19 at PHI 3/4/22
STLS	5 vs. CHA 11/18/22	5 vs. CHA 11/18/22
BLKS	1 5 times	1 22 times
MINs	48 vs. CHA 11/18/22	48 vs. CHA 11/18/22

RECENT GAMES

OPPONENT	W/L	MIN	FG-A	3P-A	FT-A	OR	DR	TR	A	PF	ST	TO	BS	PTS
2/15 at PHI	L	42:31	10-14	3-3	4-6	0	2	2	6	4	3	1	0	27
2/13 vs. SAS	W	29:51	7-13	0-4	2-2	0	2	2	7	4	0	6	0	16
2/11 vs. CHI	W	37:13	6-14	3-6	4-4	0	2	2	7	4	0	5	0	19
2/10 at NOP	W	22:58	4-6	2-3	1-2	1	1	2	7	3	0	3	0	11
2/8 vs. DET	W	Inactive - Injury												

Injury List — Missed 3 games due to Left Eye Laceration (10/22, 10/23, 10/26); Missed 2 games due to Left Eye; Laceration (10/28, 10/30); Missed 1 game due to Left Knee; Sprain (11/4); Missed 3 games due to Right Thumb; Sprain (12/31, 1/2, 1/4); Missed 1 game due to Right Thumb; Soreness (2/8)

NOTES:

- Recorded a game-high 32 points on 11-19 (.578) shooting from the field, including 4-6 (.667) shooting from beyond the arc, a game-high 11 assists and two rebounds in 33 minutes of play on Feb. 2 vs. MEM. It was his third game of the season with 30+ PTS and 10+ AST.
- Tallied his 10th double-double of the season with a game-high 30 points, including shooting 5-10 (.500) from beyond the arc, a game-high 11 assists, six rebounds and one steal in 40 minutes on Jan. 16 vs. NOP. It was the first time in his career recording 30+ points, 10+ assists and 5+ rebounds. Garland scored 25 of his points in the second half on 7-14 (.500) shooting from the field and 4-6 (.667) shooting from beyond the arc, marking the fourth time in his career with 25+ points in a half.
- Finished with a game-high 46 points on 14-20 (.700), including 5-7 (.714) shooting from beyond the arc, a team-high eight assists, three rebounds and one steal in 40 minutes of play on Dec. 26 vs. BKN. He also made a season-high 13 free throws, the second-highest free throw makes in his career (15 FTM on March 11, 2022 at MIA). It was his fourth career 40-point game. Garland became just the third player in Cavaliers history to finish with 40+ PTS, 8+ AST and a .700+ FG%, joining LeBron James and Ron Harper. He is just the 10th player in NBA history to finish with 40+ PTS, 8+ AST and 5+ 3FGM on .700+ FG% in a game.
- Tallied a game-high 41 points on 16-26 (.615) shooting from the field, a game-high tying six assists, a career-high five steals and one block in a career-high 48 minutes. Garland became the second Cavs player in team history to record 40+ PTS, 5+ AST and 5+ STL (LeBron James – 47 PTS, 8 AST, 5 STL on Feb. 6, 2010 vs. NYK).
- Finished with a **career-high 51 points** on 16-30 (.533) shooting from the field, including 10-14 (.714) shooting from beyond the arc, a team-high six assists, two rebounds and one steal in 40 minutes on Nov. 13 vs. MIN. **His 10 three-pointers were a career-high** and he became the third Cavs player in team history with 10+ threes in a game (Kyrie Irving, 11-19 3FG on Jan. 28, 2015 vs. POR and C.J. Miles, 10-14 3FG on Jan. 7, 2014 vs. PHI). Garland scored a career-high 27 of his points in the 4th quarter, including 6-10 (.600) shooting from beyond the arc, marking the 2nd time scoring 20+ points in a quarter for his career. **His 27 fourth quarter points were the most points in a 4th quarter in team history** and the 2nd-most points in any quarter by a Cavs player in team history (Kevin Love, 34 PTS in 1st. Q on Nov. 23, 2016).



#14 Danny Green

Forward - 6-6 - 215lbs - 06/22/1987 - North Carolina/

14th Year Pro

PERSONAL: Born June 22, 1987 in North Babylon, N.Y... Son of Danny Green Sr. and Rene' Darrell... Attended St. Mary's High School in Manhasset, N.Y., and was named a McDonald's All-American. Attended University of North Carolina (2005-2009), winning a National Championship with the Tar Heels in 2009. Is cousins with former NBA player Gerald Green and current New Orleans Pelicans head coach Willie Green.

	GP	GS	PPG	RPG	APG	SPG	BPG	MPG	FG%	3FG%	FT%
2022-23	4	0	3.0	1.3	0.5	0.50	0.00	13.8	.267	.364	.000
Career	823	709	8.7	3.4	1.5	1.03	0.77	25.3	.421	.399	.804

	POINTS			REB	AST	BLK	STL	DBL-DBL	TPL-DBL
	10+	20+	30+	10+	10+	3+	3+		
2022-23	--	--	--	--	--	--	--	--	--
Career	316	39	1	6	--	37	79	5	--

	2022-23 HIGHS	CAREER HIGHS
PTS	6 vs. TOR 2/5/23	33 vs. PHX 4/11/14
FGM	2 vs. TOR 2/5/23	12 vs. PHX 4/11/14
FGA	5 vs. TOR 2/5/23	25 vs. MIA 1/12/21
3FGM	2 vs. TOR 2/5/23	9 vs. MIA 1/12/21
3FGA	4 vs. POR 2/1/23	21 vs. MIA 1/12/21
FTM	--	9 vs. HOU 12/28/14
FTA	--	10 vs. HOU 12/28/14
OREB	1 vs. POR 2/1/23	6 vs. MIA 1/12/21
DREB	3 vs. POR 2/1/23	12 at IND 2/9/15
TREB	4 vs. POR 2/1/23	12 2 times
ASTS	1 2 times	7 at LAC 2/21/13
STLS	1 2 times	5 6 times
BLKS	--	6 vs. NOP 3/15/18
MINs	19 vs. TOR 2/5/23	52 vs. MEM 12/17/14

RECENT GAMES

OPPONENT	W/L	MIN	FG-A	3P-A	FT-A	OR	DR	TR	A	PF	ST	TO	BS	PTS
2/15 at PHI	L	11:48	1-4	1-3	0-0	0	1	1	0	0	1	0	0	3
2/10 at MIA	L	Inactive - Trade												
2/7 vs. CHI	W	14:39	0-2	0-2	0-0	0	0	0	0	2	0	0	0	0
2/5 vs. TOR	L	18:59	2-5	2-2	0-0	0	0	0	1	2	0	2	0	6
2/2 at CLE	L	Inactive - Injury												

Injury List — Missed 45 games due to Left Knee; Surgery Recovery (10/19, 10/27, 10/31, 11/2, 11/4, 11/6, 11/7, 11/9, 11/11, 11/13, 11/15, 11/18, 11/20, 11/22, 11/25, 11/27, 11/30, 12/2, 12/4, 12/5, 12/7, 12/9, 12/12, 12/15, 12/17, 12/23, 12/25, 12/27, 12/29, 12/31, 1/1, 1/4, 1/5, 1/8, 1/9, 1/11, 1/14, 1/16, 1/18, 1/20, 1/22, 1/23, 1/25, 1/27, 1/29); Missed 3 games due to Left Knee Surgery Recovery (10/21, 10/22, 10/24); Missed 1 game due to Left Knee; Surgery (12/20); Missed 1 game due to Left Knee; Rtn From Injury Management (LT Knee Surgery) (2/2)

I - T — 1 on the season.

- Has appeared in three games this season with the Memphis Grizzlies, recording a season-high six points on Feb. 5 vs. TOR.
- 2021-22:** Appeared in 62 games (28 starts) with Philadelphia, averaging 5.9 points and 2.5 rebounds on .380 shooting from beyond the arc in 21.8 minutes. Scored 10+ points 10 times, including a season-high 18 points on April 7, 2022 at TOR.





#3 Caris LeVert

Guard - 6-6 - 205lbs - 08/25/1994 - Michigan/USA

7th Year Pro

PERSONAL: Mother is Kim LeVert...Has a brother, Darryl...would like to become a basketball coach after his playing career is over...played football and tennis growing up, in addition to basketball...favorite restaurant is Chipotle...Lists He Got Game as his favorite movie and Power as his favorite television show...Allen Iverson was his favorite basketball player growing up...Lists juggling as his off-court hidden talent...favorite athlete in another sport is Usain Bolt.

	GP	GS	PPG	RPG	APG	SPG	BPG	MPG	FG%	3FG%	FT%
2022-23	55	26	12.0	3.9	3.9	0.85	0.24	30.4	.410	.364	.716
Career	373	206	14.2	3.8	3.9	1.05	0.32	28.0	.434	.337	.734

	POINTS			REB	AST	BLK	STL	DBL-DBL	TPL-DBL
	10+	20+	30+						
2022-23	35	11	1	1	--	--	2	1	--
Career	262	87	16	4	10	6	32	13	1

	2022-23 HIGHS	CAREER HIGHS
PTS	41 at BOS 10/28/22	51 at BOS 3/3/20
FGM	12 at BOS 10/28/22	19 vs. CHI 2/4/22
FGA	22 vs. OKC 12/10/22	30 vs. WAS 5/8/21
3FGM	6 at BOS 10/28/22	7 at MEM 1/8/21
3FGA	9 2 times	12 vs. CHA 12/29/21
FTM	11 at BOS 10/28/22	12 at BOS 3/3/20
FTA	12 at BOS 10/28/22	18 at BOS 3/3/20
OREB	4 at SAC 11/9/22	5 vs. IND 10/30/19
DREB	8 at WAS 2/6/23	11 vs. WAS 5/8/21
TREB	10 at SAC 11/9/22	14 vs. WAS 5/8/21
ASTS	9 2 times	13 at LAC 8/9/20
STLS	3 2 times	6 at CHA 2/22/20
BLKS	2 3 times	3 6 times
MINS	46 vs. BOS 11/2/22	46 vs. BOS 11/2/22

RECENT GAMES

OPPONENT	W/L	MIN	FG-A	3P-A	FT-A	OR	DR	TR	A	PF	ST	TO	BS	PTS
2/15 at PHI	L	28:17	2-3	1-2	0-0	1	3	4	5	1	1	3	1	5
2/13 vs. SAS	W	20:19	2-4	0-2	0-0	1	0	1	5	2	1	2	0	4
2/11 vs. CHI	W	26:18	0-4	0-2	1-2	1	1	2	2	2	1	0	0	1
2/10 at NOP	W	30:53	5-10	2-4	1-1	1	5	6	9	4	2	2	0	13
2/8 vs. DET	W	29:44	5-16	0-5	5-5	0	5	5	5	3	2	2	0	15

Injury List — Missed 4 games due to Left Ankle; Sprain (11/21, 11/23, 11/25, 11/27); Missed 2 games due to Right Hamstring; Soreness (2/2, 2/5)

NOTES:

- Chipped in a game-high 23 points on 10-19 (.526) shooting from the field, seven rebounds, four assists and one steal in 37 minutes on Dec. 31 at CHI.
- Tallied a team-high 22 points, including shooting 4-9 (.444) from beyond the arc, four rebounds and four assists in 38 minutes of play on Dec. 10 vs. OKC.
- Chipped in a team-high 22 points, six rebounds and a team-high tying six assists in 37 minutes on Dec. 9 vs. SAC. It was his 11th career game with 20+ PTS, 6+ REB and 6+ AST.
- Recorded a game-high 22 points on 8-11 (.727) shooting from the field, including 3-4 (.750) shooting from beyond the arc, six rebounds, four assists and one steal in 33 minutes off the bench on Nov. 30 vs. PHI. It was his highest shooting percentage of the season.
- Tallied his first double-double of the season with 21 points, a game-high 10 rebounds, six assists and two steals in 38 minutes on Nov. 9 at SAC. It was the fourth time in his career grabbing 10+ rebounds.
- Finished with 41 points, including shooting 11-12 (.916) from the charity stripe, seven assists, four rebounds, and three steals in 43 minutes on Oct. 28 at BOS. LeVert's 42 points are the most he has scored since joining the Cavaliers last season and it was the fourth game of his career with 40+ points. LeVert joined Donovan Mitchell (41 PTS) as the first pair of Cavaliers teammates with 40+ points in a regular season game in franchise history.



#33 Robin Lopez

Center - 7-0 - 280lbs - 04/01/1988 - Stanford/USA

15th Year Pro

PERSONAL: Full name is Robin Byron Lopez...mother, Deborah Ledford, was a collegiate swimmer at Stanford, ranked second in the world in the 400 individual medley, and tried out for the 1968 U.S. Olympic team...In addition to his twin brother, Brook, who he played with at Stanford and is also a 15-year NBA veteran, has two other brothers, Alexander and Christopher, and one sister, Ursula Richardson.

	GP	GS	PPG	RPG	APG	SPG	BPG	MPG	FG%	3FG%	FT%
2022-23	30	1	2.9	1.3	0.4	0.03	0.13	7.9	.643	.667	.750
Career	969	604	8.5	4.8	0.8	0.22	1.07	21.5	.537	.301	.742

	POINTS			REB	AST	BLK	STL	DBL-DBL	TPL-DBL
	10+	20+	30+						
2022-23	1	--	--	--	--	--	--	--	--
Career	405	42	1	100	1	116	1	84	--

	2022-23 HIGHS	CAREER HIGHS
PTS	12 at CHI 10/22/22	30 vs. LAC 2/26/10
FGM	6 at CHI 10/22/22	13 vs. LAC 2/26/10
FGA	7 at CHI 10/22/22	22 at BKN 12/18/21
3FGM	1 2 times	3 3 times
3FGA	1 3 times	6 at DEN 3/9/20
FTM	3 2 times	15 at IND 11/21/12
FTA	4 at LAL 11/6/22	17 at IND 11/21/12
OREB	4 vs. WAS 10/23/22	11 vs. BOS 2/2/16
DREB	3 2 times	13 vs. SAC 3/20/16
TREB	6 vs. WAS 10/23/22	20 vs. SAC 3/20/16
ASTS	2 2 times	11 at ATL 12/22/21
STLS	1 vs. ATL 11/21/22	3 vs. CLE 11/4/14
BLKS	1 4 times	8 vs. LAL 11/30/16
MINS	19 at MIL 11/25/22	45 vs. GSW 4/13/14

RECENT GAMES

OPPONENT	W/L	MIN	FG-A	3P-A	FT-A	OR	DR	TR	A	PF	ST	TO	BS	PTS
2/15 at PHI	L													
2/13 vs. SAS	W													
2/11 vs. CHI	W													
2/10 at NOP	W	2:54	0-1	0-0	0-0	0	0	0	0	0	0	0	0	0
2/8 vs. DET	W	3:28	2-2	1-1	0-0	0	0	0	1	0	0	0	0	5

Injury List — Missed 2 games due to Illness (12/26, 12/29)

NOTES:

- Contributed 12 points on 6-7 (.857) shooting from the field, three rebounds and two blocks in 16 minutes off the bench on Oct. 22 at CHI.
- 2021-22:** Played in 36 games (nine starts), averaging 7.1 points and 3.5 rebounds in 17.0 minutes with Orlando. Scored 10+ points on 11 occasions and 20+ points on one occasion.
- Recorded three double-doubles last season and recorded a season-high 20 points, 10 rebounds, four assists and one block in 38 minutes on Dec. 18, 2021 at Brooklyn.
- Finished with a career-high 11 assists on Dec. 22, 2021, recording five more assists than his previous career-high.





#45 Donovan Mitchell

Guard - 6-3 - 215lbs - 09/07/1996 - Louisville/USA

6th Year Pro

PERSONAL: Son of Nicole and Donovan Mitchell, Sr...Has one younger sister (Jordan)...Nickname is Spida...Best moment of his athletic career to date was his high-flying dunk at the Elite 24 game...Has a signature shoe line with adidas...his favorite musical artists is Jay Z and he can play the drums and saxophone...Mitchell majored in communications in college at Louisville and his favorite NFL player is former Louisville quarterback, Lamar Jackson...Follow him on twitter @spidamitchell .

	GP	GS	PPG	RPG	APG	SPG	BPG	MPG	FG%	3FG%	FT%		2022-23 HIGHS	CAREER HIGHS							
2022-23	50	50	27.3	4.1	4.9	1.48	0.40	35.5	.480	.387	.873	PTS	71 vs. CHI 1/2/23	71 vs. CHI 1/2/23							
Career	395	387	24.3	4.1	4.5	1.31	0.30	34.0	.446	.365	.839	FGM	22 vs. CHI 1/2/23	22 vs. CHI 1/2/23							
	POINTS			REB			AST			BLK			STL			DBL-DBL			TPL-DBL		
	10+	20+	30+	10+	20+	30+	10+	20+	30+	10+	20+	30+	10+	20+	30+	10+	20+	30+	10+	20+	30+
2022-23	48	37	21	2	2	--	8	4	--												
Career	377	282	107	5	6	--	58	11	--												

RECENT GAMES														
OPPONENT	W/L	MIN	FG-A	3P-A	FT-A	OR	DR	TR	A	PF	ST	TO	BS	PTS
2/15 at PHI	L	41:51	11-24	4-11	7-8	3	2	5	5	1	2	2	1	33
2/13 vs. SAS	W	36:50	16-26	6-13	3-4	1	3	4	5	2	1	2	1	41
2/11 vs. CHI	W	38:53	10-18	3-7	6-6	3	7	10	6	1	1	2	2	29
2/10 at NOP	W	33:07	12-21	3-9	3-3	0	5	5	3	0	1	3	0	30
2/8 vs. DET	W	Inactive - Injury												

Injury List — Missed 1 game due to Left Ankle; Sprain (11/4); Missed 1 game due to Right Ankle; Strain (11/13); Missed 3 games due to Right Lower Leg; Soreness (12/9, 12/10, 12/12); Missed 5 games due to Left Groin; Strain (1/18, 1/20, 1/21, 1/26, 1/27); Missed 1 game due to Left Groin; Soreness (2/8)

NOTES:

- Chipped in a game-high 41 points on 16-26 (.615) shooting from the field, including 6-13 (.461) shooting from beyond the arc, five assists, three rebounds, one steal and one block in 37 minutes on Feb. 13 vs. SAS. It was his sixth game with 40+ points on the season.
- Finished with a game-high 46 PTS on 14-27 (.518) shooting from the field, including 11-11 shooting from the foul line to go with six assists, five rebounds and a game-high three steals in 36 minutes on Jan. 10 at UTA. His 46 points were the second-most points in a players first road game vs. their former team in NBA history.
- Tallied a **CAREER-HIGH 71 points** on 22-34 (.647) shooting from the field, including 7-15 (.466) from beyond the arc and 20-25 (.800) shooting from the free throw line, a game-high 11 assists, eight rebounds and one block in a career-high 50 minutes of play on Jan. 2nd vs. CHI. **He was just the 7th player in NBA HISTORY to record 70+ points in a game** (Wilt Chamberlain, Kobe Bryant, David Thompson, David Robinson, Elgin Baylor and Devin Booker). His 71 points were the most points scored in Cavaliers history, surpassing the previous high of 57 points (LeBron James and Kyrie Irving). **He was the ONLY PLAYER IN NBA HISTORY to record 70+ PTS, 11+ AST and 8+ REB in a game.** No other player in league history has ever recorded 70 points and 10 assists in a game.
- Mitchell recorded 24 of his points in the third quarter, including a perfect 12-12 shooting from the free throw line in the quarter. It was the sixth time in his career with 20+ points in a single quarter. **He was the 4th player in Cavs history with 24+ points in a quarter** (LeBron James, Kevin Love, Darius Garland). He is the first Cavs player to shoot 12-12 or better from the free throw line in a quarter since Zydrunas Ilgauskas shot 12-12 from the charity strip in the fourth quarter on Jan. 27, 2006 at IND. His 24 points in the third quarter was the second-highest scoring total in a quarter by a Cavalier this season (Darius Garland had 27 PTS in the 4th quarter on Nov. 13 vs. MIN).
- Mitchell scored 55 of his 71 points in the second half and overtime**, including 42 PTS in the 2nd half and 13 PTS in overtime (had just 15 PTS at halftime). His 42 PTS in the second half was the most points in any half by a Cavalier in team history.
- Mitchell's 20 FTM and 25 FTA were both career-highs and he is the 2nd Cavaliers player in team history with 20+ free throws made in a game (LeBron James had 24 FTM on March 12, 2006 at MIA).
- Tallied a team-high 36 points, including shooting 15-16 (.937) from the free throw line, six assists, four rebounds, and a team-high tying two steals in 37 minutes on Dec. 21 vs. MIL. Mitchell's 15 made free throws tied his career-high for free throws made in a game.
- Finished with a game-high 41 points on 14-24 (.583) shooting from the field, including 8-15 (.533) shooting from beyond the arc, three assists and one steal in 37 minutes on Dec. 16 vs. IND. He scored 18 of his points in the fourth quarter on 5-6 (.833) shooting from the field. It was his season-high for points in the 4th quarter.
- Recorded a game-high 43 points, including 4-8 (.500) shooting from beyond the arc, six rebounds, five assists and a game-high four steals in 40 minutes on Dec. 6 vs. LAL. Mitchell was the 3rd player in Cavs history with 40+ PTS, 5+ REB, 5+ AST and 4+ STL.
- Finished with a game-high 34 points on 12-21 (.571) shooting from the field, including 7-11 (.636) shooting from beyond the arc, one steal and one block in 37 minutes on Dec. 2 vs. ORL. He scored 16 of his points in the first quarter on 6-8 (.750) shooting from the field, including 3-5 (.600) shooting from beyond the arc. His 16 points were tied for his most points in an opening quarter this season (16 PTS in 1st Q on Nov. 16 at MIL).
- Chipped in a near triple-double with 29 points on 10-20 (.500) shooting from the field, 10 rebounds, nine assists, two steals and one block in 37 MIN on Nov. 11 at GSW.
- Recorded a game-high 38 points on 16-28 (.571) shooting from the field, five rebounds, four assists and one steal in 39 minutes on Nov. 9 at SAC. He recorded his 1,000th career 3FGM in the game, becoming the 2nd fastest NBA player in history to reach 1,000 3FGM.
- Finished with his first double-double of the season, contributing a game-high 38 points on 12-20 (.600) shooting from the field, including 8-13 (.615) shooting from beyond the arc, a career-high 12 assists, three rebounds, two blocks and one steal in 37 minutes on Oct. 30 vs. NYK. It is Mitchell's second career game with 30+ points and 10+ assists (37 PTS, 10 AST on March 2, 2022 at HOU).
- Recorded a game-high tying 41 points on 15-26 (.576) from the field, including 5-9 (.556) from beyond the arc, four rebounds, three assists and one steal in 46 minutes of play on Oct. 28 at BOS. It was Mitchell's 10th career game with 40+ points (first with Cleveland) and he joined Caris LeVert (41 PTS) as the first pair of Cavaliers teammates with 40+ points in a regular season game in franchise history.
- Recorded a game-high 37 points, a team-high tying four assists, five rebounds, a game-high three steals and one block in 44 minutes on Oct. 23 vs. WAS. It was his 3rd consecutive game with 30+ points, becoming just the 3rd player in NBA HISTORY to record 30+ points in his first three games with a new team (Wilt Chamberlain, eight straight in 1959-60 with PHI and Glenn Robinson, three straight in 2002-03 with ATL).
- Tallied a game high 32 points, nine rebounds, eight assists and one steal in 35 minutes on Oct. 22 at CHI. He became the 1st Cavs player ever to open a season with back-to-back 30-point games.
- Recorded a game-high 31 PTS in 35 MIN during his Cavaliers debut on Oct. 19 at TOR. **His 31 PTS were tied for the most EVER by a player in his Cavs debut (Ron Brewer, 31 PTS in debut on Dec. 26, 1981 vs. MIL).**





#4 Evan Mobley

Forward/Center - 7-0 - 215lbs - 06/18/2001 - USC/USA

2nd Year Pro

PERSONAL: In addition to being teammates now on the Cavs, played with his brother, Isaiah, at USC in 2020-21...father, Eric, is an assistant coach at USC and played professionally overseas...has an extensive sneaker collection...first sport was soccer, which helped with his footwork...attended Rancho Christian High School in Temecula, California, where he averaged 20.5 points, 12.2 rebounds, 5.2 blocks and 4.6 assists during his senior season and was named the 2019-20 Morgan Wooten National High School Player of the Year...was a 2020 McDonald's All-American, a two-time California Gatorade Player of the Year and a 2020 Naismith Player of the Year finalist...won gold medals with USA Basketball at the 2019 FIBA U-19 World Cup and 2018 FIBA U-17 World Cup.

	GP	GS	PPG	RPG	APG	SPG	BPG	MPG	FG%	3FG%	FT%
2022-23	59	59	15.7	8.9	2.7	0.78	1.36	34.2	.551	.194	.694
Career	128	128	15.3	8.6	2.6	0.80	1.52	34.0	.528	.226	.677

	POINTS			REB	AST	BLK	STL	DBL-DBL	TPL-DBL
	10+	20+	30+	10+	10+	3+	3+		
2022-23	52	12	1	19	--	7	2	17	--
Career	109	24	2	41	--	23	4	38	--

RECENT GAMES

OPPONENT	W/L	MIN	FG-A	3P-A	FT-A	OR	DR	TR	A	PF	ST	TO	BS	PTS
2/15 at PHI	L	35:30	9-19	0-4	5-7	1	8	9	1	4	0	2	0	23
2/13 vs. SAS	W	37:42	5-10	0-1	5-8	2	7	9	1	2	1	3	2	15
2/11 vs. CHI	W	35:39	6-13	2-4	0-0	1	5	6	3	4	2	2	0	14
2/10 at NOP	W	36:32	13-18	0-0	2-3	3	10	13	2	3	3	0	2	28
2/8 vs. DET	W	32:03	7-14	0-0	5-6	3	5	8	3	1	0	3	0	19

	2022-23 HIGHS	CAREER HIGHS
PTS	38 vs. MIL 1/21/23	38 vs. MIL 1/21/23
FGM	19 vs. MIL 1/21/23	19 vs. MIL 1/21/23
FGA	27 vs. MIL 1/21/23	27 vs. MIL 1/21/23
3FGM	2 4 times	2 8 times
3FGA	4 3 times	4 7 times
FTM	9 at HOU 1/26/23	9 at HOU 1/26/23
FTA	10 at HOU 1/26/23	10 at HOU 1/26/23
OREB	8 at GSW 11/11/22	8 at GSW 11/11/22
DREB	13 vs. CHA 11/18/22	13 2 times
TREB	18 vs. CHA 11/18/22	18 vs. CHA 11/18/22
ASTS	7 at IND 12/29/22	7 2 times
STLS	3 2 times	5 at IND 3/8/22
BLKS	8 at DET 11/4/22	8 at DET 11/4/22
MINS	45 vs. CHA 11/18/22	45 vs. CHA 11/18/22

Injury List — Missed 2 games due to Right Ankle; Soreness (12/31, 1/2)

NOTES:

- 🏆 Tallied 28 points on 13-18 shooting from the field, a game-13 rebounds, two assists, a game-high three steals and two blocks in 37 min on Feb. 10 at NOP. It was his first game of the season with 25+ PTS and 10+ rebounds.
- 🏆 Recorded a career-high 38 points on 19-27 (.704) shooting from the field, nine rebounds and three assists in 38 minutes on Jan. 21 vs. MIL. Mobley scored 20 of his points in the second half, also marking his career high for points in any half. He is just the fourth Cavaliers played aged 21 or younger to record 38+ PTS in a game (LeBron James, Collin Sexton and Kyrie Irving). His 19 field goal made are tied for the most by a Cavs player aged 21 or younger (LeBron James, 3 times). He is just the fourth NBA player since three-pointers were adopted in 1979 to record 38+ PTS without a single three-pointer or free throw made (Hakeem Olajuwon, 48 PTS on Jan. 30, 1997, Alex English, 2 times and George Gervin, 42 PTS on Jan. 25, 1985). It was his second career 30-point game (30 PTS on March 14, 2022 vs. LAC).
- 🏆 Recorded his 10th double-double of the season with 21 points on 8-14 (.571) shooting from the field, a team-high 12 rebounds and three assists in 37 minutes on Dec. 10 vs. OKC.
- 🏆 Chipped in his eighth double-double of the season with 18 points on 9-10 (.900) shooting from the field, a game-high 13 rebounds, four assists, a team-high two blocks and one steal in 38 minutes on Dec. 2 vs. ORL. His .900 FG% was a career-high (min. 5 FGM).
- 🏆 Recorded 18 points, a game-high 15 rebounds, one steal and two blocks in 33 minutes on Nov. 28 at TOR. It was his 5th career game with 15+ PTS and 15+ REB.
- 🏆 Finished with his third double-double of the season, chipping in 21 points, a **career-high 18 rebounds**, five assists, two blocks and one steal in a career-high 45 minutes. It was his first career game with 20+ PTS, 15+ REB and 5+ AST. Mobley became the 9th Cavalier in team history with 20+ PTS, 15+ REB, 5+ AST, 2+ BLK and 1+ STL.
- 🏆 Tallied 11 PTS, 8 REB, a CAREER-HIGH 8 BLK and 2 AST in 30 MIN on Nov. 4 at DET. Mobley became the youngest Cavaliers player to record 8 blocks and just the third Cavs player in team history with 8+ BLK (Hot Rod Williams and Larry Nance).



#15 Isaiah Mobley

Forward - 6-10 - 240lbs - 09/24/1999 - USC/USA

Rookie

PERSONAL: His parents are Eric and Nicol Mobley...averaged 22 points, 13 rebounds, four assists and three blocks at Rancho Christian High School...was the only Californian to play in the 42nd annual McDonald's All-American Game at State Farm Arena in Atlanta...his brother Evan Mobley was an NBA All-Rookie First Team selection for the Cavaliers last season and was selected with the 3rd pick by the Cavaliers in the 2021 NBA Draft.

	GP	GS	PPG	RPG	APG	SPG	BPG	MPG	FG%	3FG%	FT%
2022-23	8	0	1.1	1.4	0.0	0.13	0.00	3.3	.500	.500	.000
Career	8	0	1.1	1.4	0.0	0.13	0.00	3.3	.500	.500	.000

	POINTS			REB	AST	BLK	STL	DBL-DBL	TPL-DBL
	10+	20+	30+	10+	10+	3+	3+		
2022-23	--	--	--	--	--	--	--	--	--
Career	--	--	--	--	--	--	--	--	--

RECENT GAMES

OPPONENT	W/L	MIN	FG-A	3P-A	FT-A	OR	DR	TR	A	PF	ST	TO	BS	PTS
2/15 at PHI	L													Inactive - G League Two-Way
2/13 vs. SAS	W													Inactive - G League Two-Way
2/11 vs. CHI	W													Inactive - G League Two-Way
2/10 at NOP	W													Inactive - G League Two-Way
2/8 vs. DET	W													Inactive - G League Two-Way

I - GLTW — 41 on the season.

	2022-23 HIGHS	CAREER HIGHS
PTS	3 at CHI 10/22/22	3 at CHI 10/22/22
FGM	1 4 times	1 4 times
FGA	2 3 times	2 3 times
3FGM	1 at CHI 10/22/22	1 at CHI 10/22/22
3FGA	1 2 times	1 2 times
FTM	--	--
FTA	--	--
OREB	1 at TOR 11/28/22	1 at TOR 11/28/22
DREB	3 2 times	3 2 times
TREB	4 at TOR 11/28/22	4 at TOR 11/28/22
ASTS	--	--
STLS	1 at MIL 11/16/22	1 at MIL 11/16/22
BLKS	--	--
MINS	7 at TOR 11/28/22	7 at TOR 11/28/22

NOTES:

- 🏆 Recorded his first career NBA points with a three-pointer on Oct. 22 at CHI.
- 🏆 Selected in the second round (49th overall pick) in the 2022 NBA Draft by the Cleveland Cavaliers.
- 🏆 Last season at University of Southern California, averaged 10.1 points, 7.0 rebounds and 2.0 assists in 34.1 minutes during 32 games (all starts) last season for the Trojans.





#19 Raul Neto

Guard - 6-2 - 180lbs - 05/19/1992 - UCAM Murcia (Spain)/Brazil

8th Year Pro

PERSONAL: Born Raul Togni Neto on May 19, 1992, in Belo Horizonte, Minas Gerais, Brazil...Name is pronounced "Hah-OOL Nett-oh"...Speaks fluent Portuguese, Spanish and English...Says his dad is the biggest influence in his life...If he wasn't a basketball player, he would be an engineer...Lists his favorite food as sushi...Basketball player he most looks up to is Steve Nash...Used his first NBA paycheck to take his brother out to dinner...Follow him on twitter at @RaulTogni.

	GP	GS	PPG	RPG	APG	SPG	BPG	MPG	FG%	3FG%	FT%
2022-23	39	1	3.1	0.9	1.4	0.41	0.08	10.3	.512	.314	.920
Career	426	99	5.7	1.5	2.1	0.65	0.08	15.6	.457	.364	.811

	POINTS			REB	AST	BLK	STL	DBL-DBL	TPL-DBL
	10+	20+	30+	10+	10+	3+	3+		
2022-23	3	--	--	--	--	--	1	--	--
Career	82	7	--	--	1	--	17	--	--

	2022-23 HIGHS	CAREER HIGHS
PTS	14 2 times	25 at TOR 5/6/21
FGM	5 2 times	10 vs. ORL 12/27/20
FGA	11 vs. DET 2/8/23	18 vs. PHX 8/11/20
3FGM	2 2 times	5 at TOR 5/6/21
3FGA	4 2 times	8 vs. ORL 12/27/20
FTM	4 2 times	7 at NOP 11/24/21
FTA	4 2 times	8 at NOP 11/24/21
OREB	1 6 times	3 at BOS 2/1/20
DREB	5 at DET 11/4/22	8 at DAL 5/1/21
TREB	5 at DET 11/4/22	9 at DAL 5/1/21
ASTS	8 vs. DET 2/8/23	10 at HOU 3/21/22
STLS	4 vs. DET 2/8/23	5 at DEN 2/25/21
BLKS	2 vs. GSW 1/20/23	2 4 times
MINs	36 vs. DET 2/8/23	39 at TOR 5/6/21

RECENT GAMES

OPPONENT	W/L	MIN	FG-A	3P-A	FT-A	OR	DR	TR	A	PF	ST	TO	BS	PTS
2/15 at PHI	L	09:52	0-1	0-0	2-2	0	1	1	0	1	0	0	0	2
2/13 vs. SAS	W													
2/11 vs. CHI	W													
2/10 at NOP	W	2:54	0-1	0-0	0-0	0	0	0	0	0	0	0	0	0
2/8 vs. DET	W	35:42	5-11	1-4	3-3	0	0	0	8	5	4	1	0	14

Injury List — Missed 1 game due to Right Ankle; Sprain (11/2)

NOTES:

- Recorded a season-high tying 14 points, a season-high eight assists, and a season-high four steals in 36 minutes of play during his first start of the season on Feb 8 vs. DET. It was the fifth time in his career he had recorded 4+ steals.
- Tallied a season-high 14 points on 5-7 (.714) shooting from the field, two rebounds, one block and one steal in 21 minutes off the bench on Jan. 4 vs. PHX.
- Chipped in 10 PTS, 5 REB, 5 AST and 2 STL in 24 MIN off the bench in a win on Nov. 4 at DET.
- 2021-22:** Appeared in 70 games (19 starts) for the Washington Wizards, averaging 7.5 points, a career-best 3.1 assists and 1.9 rebounds in 19.6 minutes
- Recorded a season-high 22 points on 9-15 (.600) shooting from the field, nine assists, four rebounds and one steal in 36 minutes on Feb. 25, 2022 vs. San Antonio
- Tallied a season-high 10 assists in 26 minutes on March 21, 2022 at Houston



#35 Isaac Okoro

Guard - 6-6 - 225lbs - 01/26/2001 - Auburn/USA

3rd Year Pro

PERSONAL: Named to the Auburn Athletic Director's Honor Roll after maintaining at least a 3.5 GPA in the fall...son of Godwin and Gloria Okoro...father, Godwin, emigrated from Nigeria to the United States in the 1980s...played at McEachern High School where he had his No. 35 jersey retired...was a four-time all-state selection...led team to 32-0 record and the state title in 2018-19, the first in the school's history...team was ranked No. 1 in the country according to MaxPreps, BlueStar Media and the Prep Circuit Power 50...averaged 19.7 points, 10.1 rebounds, 3.2 assists and 2.7 steals as a senior...named the 2019 AJC Player of the Year...graduated with honors...has three siblings: Michael, Rachel and Ashley.

	GP	GS	PPG	RPG	APG	SPG	BPG	MPG	FG%	3FG%	FT%
2022-23	61	31	6.3	2.5	1.1	0.72	0.43	21.2	.489	.346	.735
Career	195	159	8.3	2.9	1.6	0.83	0.37	27.9	.456	.323	.744

	POINTS			REB	AST	BLK	STL	DBL-DBL	TPL-DBL
	10+	20+	30+	10+	10+	3+	3+		
2022-23	15	1	--	--	--	1	3	--	--
Career	76	8	1	1	--	2	12	1	--

	2022-23 HIGHS	CAREER HIGHS
PTS	20 at IND 2/5/23	32 vs. PHX 5/4/21
FGM	7 at IND 2/5/23	10 vs. PHX 5/4/21
FGA	11 2 times	20 vs. IND 5/10/21
3FGM	4 2 times	4 5 times
3FGA	6 at PHX 1/8/23	11 vs. OKC 2/21/21
FTM	6 at MIL 11/25/22	11 vs. LAC 3/14/22
FTA	6 3 times	13 vs. LAC 3/14/22
OREB	4 at TOR 11/28/22	5 at PHI 2/27/21
DREB	6 2 times	8 2 times
TREB	7 2 times	10 vs. IND 5/10/21
ASTS	5 2 times	6 3 times
STLS	3 3 times	4 2 times
BLKS	3 at SAS 12/12/22	3 2 times
MINs	37 vs. SAS 2/13/23	47 vs. PHX 5/4/21

RECENT GAMES

OPPONENT	W/L	MIN	FG-A	3P-A	FT-A	OR	DR	TR	A	PF	ST	TO	BS	PTS
2/15 at PHI	L	18:32	2-6	1-4	0-0	0	1	1	2	3	0	0	1	5
2/13 vs. SAS	W	36:37	2-4	1-3	0-0	0	2	2	1	1	0	1	0	5
2/11 vs. CHI	W	27:00	3-9	1-5	0-0	0	3	3	0	0	1	0	0	7
2/10 at NOP	W	28:36	3-7	1-3	0-0	0	0	0	1	1	0	0	0	7
2/8 vs. DET	W	27:05	2-4	1-3	2-2	1	3	4	5	0	0	0	2	7

NOTES:

- Recorded a season-high 20 points on 7-9 (.778) shooting from the field, including 3-5 (.750) shooting from beyond the arc, three rebounds, three assists and a team-high tying two steals in 29 minutes of play on Feb. 5 vs. IND.
- Finished with 17 points on 6-6 shooting from the field, including 4-4 shooting from beyond the arc, three rebounds and a team-high tying two blocks in 34 minutes on Jan. 18 at MEM. It was his most field goals made without a miss in a single game of his NBA career.
- Tallied 14 points, including 4-6 (.667) shooting from beyond the arc and three rebounds in 23 minutes. His four triples tied his career-high for three-pointers made in a game.
- Recorded a season-high 15 points on 4-6 (.667) shooting from the field, three rebounds, two assists and a career-high tying three blocks in 20 minutes on Dec. 23 vs. TOR.
- Recorded 11 points on 5-7 (.714) shooting from the field, five rebounds, two assists and a game-high tying three steals in 22 minutes off the bench. It was his 10th career game with 3+ steals.
- Chipped in 13 points and four rebounds in 32 minutes off the bench on Nov. 25 at MIL.
- Contributed a season-high 13 points on 4-8 (.500) shooting from the field, four rebounds and two assists in 29 minutes off the bench on Nov. 20 vs. MIA. Okoro scored all 13 of his points in the 1st half on 4-5 (.800) shooting from the field, his most points in a half since scoring 13 PTS in the 1st half on March 4, 2022 at PHI.





#16 Cedi Osman

Forward - 6-7 - 230lbs - 04/08/1995 - Anadolu Efes (Turkey)/Macedonia/Turkey

6th Year Pro

PERSONAL: Born in Ohrid, Macedonia...spent part of his childhood living in Bosnia after moving there as a young child...name is pronounced JED-e AUS-min...favorite hobbies are playing video games and watching TV/movies...favorite sport other than basketball is volleyball...favorite movie is Green Mile...favorite childhood superhero was the Incredible Hulk...favorite food

	GP	GS	PPG	RPG	APG	SPG	BPG	MPG	FG%	3FG%	FT%
2022-23	58	0	8.9	2.2	1.5	0.53	0.12	21.0	.458	.350	.675
Career	385	181	9.8	3.1	2.0	0.71	0.15	23.9	.427	.350	.713

	POINTS			REB	AST	BLK	STL	DBL-DBL		TPL-DBL
	10+	20+	30+	10+	10+	3+	3+	DBL-DBL	TPL-DBL	
2022-23	24	5	--	1	--	--	3	1	--	
Career	189	37	--	8	2	--	17	8	--	

	2022-23 HIGHS	CAREER HIGHS
PTS	29 vs. LAC 1/29/23	29 2 times
FGM	11 vs. LAC 1/29/23	11 2 times
FGA	17 vs. MIA 11/20/22	20 2 times
3FGM	7 vs. LAC 1/29/23	7 vs. LAC 1/29/23
3FGA	11 2 times	14 vs. MIL 1/26/22
FTM	5 vs. IND 12/16/22	7 2 times
FTA	6 vs. MIN 11/13/22	9 2 times
OREB	4 vs. MIA 11/20/22	6 vs. MIN 2/1/21
DREB	8 vs. MIA 11/20/22	12 at DEN 1/11/20
TREB	12 vs. MIA 11/20/22	12 3 times
ASTS	6 at DET 11/4/22	12 vs. NOP 1/31/22
STLS	3 3 times	4 2 times
BLKS	1 7 times	2 2 times
MINs	37 vs. MIA 11/20/22	50 vs. BKN 1/20/21

RECENT GAMES

OPPONENT	W/L	MIN	FG-A	3P-A	FT-A	OR	DR	TR	A	PF	ST	TO	BS	PTS
2/15 at PHI	L	Inactive - Injury												
2/13 vs. SAS	W	11:23	3-5	2-3	0-0	1	1	2	0	0	0	0	0	8
2/11 vs. CHI	W	13:45	1-4	0-3	2-2	0	2	2	2	0	1	0	0	4
2/10 at NOP	W	22:33	1-4	1-4	1-2	0	2	2	2	2	0	0	0	4
2/8 vs. DET	W	23:10	3-13	0-6	0-0	0	4	4	3	0	0	0	0	6

Injury List — Missed 1 game due to Low Back; Soreness (12/29); Missed 1 game due to Neck; Spasms (2/15)

NOTES:

- Finished with a career-high tying 29 points on 11-13 (.846) shooting from the field, including a career-best 7-7 from beyond the arc, two rebounds, two assists, two steals and one block in 22 minutes off the bench on Jan. 29 vs. LAC. With his third triple of the game, Osman secured his 579th career three-pointer, moving past Daniel Gibson (578 3FGM) for 6th on the Cavaliers all-time three-pointers made list. He became the third player in Cavaliers history to finish a game a perfect 7-7 or better from the three-point line, joining Kyrie Irving (7-7 3FG on March 12, 2015 at SAS) and Mo Williams (7-7 3FG on Nov. 28, 2009 vs. DAL). Osman also became the second player in Cavaliers history to score 29+ points in 22 or fewer minutes of play, joining Kevin Love (twice).
- Chipped in 22 points on 8-10 (.800) shooting from the field, two rebounds and one steal in 24 minutes off the bench on Dec. 19 vs. UTA. He scored 20 of his points in the 4th quarter, including shooting 5-6 (.833) from beyond the arc in the quarter. His 20 fourth quarter points and five fourth quarters triples were both career high's for any quarter.
- Tallied 17 points on 7-14 (.500) shooting from the field, four rebounds, a game-high tying three steals and one block in 35 minutes off the bench on Dec. 9 vs. SAC.
- Chipped in a season-high 23 points on a career best (min. 8 FGM) 8-10 (.800) shooting from the field and three rebounds in 29 minutes off the bench on Nov. 21 vs. ATL.
- Finished with 17 PTS on 3-6 (.500) shooting from beyond the arc and 3 REB in 28 MIN off the bench in Cleveland's season opener on Oct. 19 at TOR. **His 17 PTS as a reserve were the most PTS off the bench in a Cavs season opener since Ramon Sessions on Dec. 26, 2011 vs. TOR (18 PTS off the bench).**



#13 Ricky Rubio

Guard - 6-3 - 190lbs - 10/21/1990 - FC Barcelona (Spain)/Spain

12th Year Pro

PERSONAL: Born on Oct. 21, 1990 in El Masnou, Spain...His parents are Esteban and the late Tona Vives, who passed away from a battle with lung cancer in 2016... In memory of his mother, started the Tona Vives Lung Cancer Awareness Fund with A Breath of Hope Lung Foundation...Won the November 2017 NBA Cares Community Assist Award for his work with the Five For The Fight charity, a charity dedicated to eradicating cancer...Has an older brother, Marc, who also plays professional basketball in Spain's second division, and a younger sister, Laia...Twitter is @rickyrubio9 and Instagram is @ruuufio.

	GP	GS	PPG	RPG	APG	SPG	BPG	MPG	FG%	3FG%	FT%
2022-23	14	0	5.7	2.5	3.8	1.07	0.14	16.8	.329	.283	.750
Career	679	601	11.0	4.1	7.5	1.79	0.13	30.0	.388	.325	.842

	POINTS			REB	AST	BLK	STL	DBL-DBL		TPL-DBL
	10+	20+	30+	10+	10+	3+	3+	DBL-DBL	TPL-DBL	
2022-23	1	--	--	--	--	--	1	--	--	
Career	368	72	6	19	189	--	193	135	7	

	2022-23 HIGHS	CAREER HIGHS
PTS	13 vs. MEM 2/2/23	37 at NYK 11/7/21
FGM	4 vs. MEM 2/2/23	13 at NYK 11/7/21
FGA	9 vs. MEM 2/2/23	25 at NOP 12/28/21
3FGM	3 vs. MEM 2/2/23	8 at NYK 11/7/21
3FGA	6 vs. MEM 2/2/23	10 at BKN 11/17/21
FTM	7 vs. SAS 2/13/23	13 2 times
FTA	8 vs. SAS 2/13/23	14 2 times
OREB	1 3 times	5 vs. LAC 11/12/16
DREB	5 vs. MIA 1/31/23	12 2 times
TREB	5 vs. MIA 1/31/23	13 4 times
ASTS	9 at IND 2/5/23	19 vs. WAS 3/13/17
STLS	3 vs. CHI 2/11/23	8 2 times
BLKS	1 2 times	2 5 times
MINs	23 vs. SAS 2/13/23	49 at DAL 3/19/14

RECENT GAMES

OPPONENT	W/L	MIN	FG-A	3P-A	FT-A	OR	DR	TR	A	PF	ST	TO	BS	PTS
2/15 at PHI	L	Inactive - Injury												
2/13 vs. SAS	W	22:50	1-3	0-1	7-8	1	2	3	2	1	2	0	0	9
2/11 vs. CHI	W	16:51	0-6	0-5	0-0	0	1	1	5	0	3	1	1	0
2/10 at NOP	W	Inactive - Injury												
2/8 vs. DET	W	16:20	3-6	0-3	2-2	0	2	2	4	1	2	1	0	8

Injury List — Missed 36 games due to Left Knee; ACL Surgery (10/19, 10/28, 10/30, 11/2, 11/4, 11/6, 11/7, 11/9, 11/11, 11/13, 11/16, 11/18, 11/20, 11/21, 11/25, 11/28, 11/30, 12/2, 12/4, 12/6, 12/9, 12/10, 12/12, 12/14, 12/16, 12/17, 12/21, 12/23, 12/26, 12/29, 12/31, 1/2, 1/4, 1/6, 1/8, 1/10); Missed 1 game due to Left Knee, ACL Surgery (10/22); Missed 4 games due to Left Knee ACL Surgery (10/23, 10/26, 11/23, 12/19); Missed 1 game due to Left Knee; SCL Surgery (11/27); Missed 4 games due to Left Knee; Injury Management - ACL Recovery (1/20, 1/27, 2/6, 2/10); Missed 1 game due to illness (2/15)

NOTES:

- Tallied a season-high 13 points, including 3-6 (.500) shooting from beyond the arc, four assists, two steals and one block in a season-high 21 minutes off the bench on Feb. 2 vs. MEM.
- Chipped in 9 points and 3 rebounds in 10 minutes on Jan. 12 at POR during his season-debut and first game back after an ACL injury on Dec. 28, 2021 at New Orleans.
- 2021-22:** Played in 34 games (eight starts) for Cleveland last season, averaging a **career-high tying 13.1 points**, 6.6 assists, 4.1 rebounds and 1.44 steals in 28.5 minutes before missing the final 48 games with a season-ending ACL tear
- Recorded a **career-high 37 points**, shooting 8-9 (.889) from the three-point line, 10 assists and three rebounds in 31 minutes off the bench on Nov. 7 at New York, **becoming the first player in NBA history with at least 30 points, 10 assists and eight three-pointers in a game off the bench.** Rubio became the first player in Cavs team history to make his first eight three-point attempts of a game [via Elias Sports Bureau].





#8 Lamar Stevens

Forward • 6-8 • 225lbs • 07/09/1997 • Penn State/USA

3rd Year Pro

PERSONAL: Wrote a children's book, Lamar's Climb, that traces his path from Philadelphia to State College and was illustrated by children and young adults with Down syndrome...2019-20 Senior CLASS All-America Second Team selection while at Penn State for his achievements on and off the court.

	GP	GS	PPG	RPG	APG	SPG	BPG	MPG	FG%	3FG%	FT%
2022-23	42	18	5.2	3.0	0.5	0.36	0.33	17.6	.458	.302	.694
Career	145	31	5.3	2.6	0.6	0.43	0.31	15.5	.473	.268	.710

	POINTS			REB	AST	BLK	STL		
	10+	20+	30+	10+	10+	3+	3+	DBL-DBL	TPL-DBL
2022-23	7	--	--	1	--	1	2	1	--
Career	21	1	--	2	--	2	5	2	--

	2022-23 HIGHS	CAREER HIGHS
PTS	18 at DAL 12/14/22	23 at UTA 1/12/22
FGM	8 at DAL 12/14/22	10 at UTA 1/12/22
FGA	15 at DAL 12/14/22	15 2 times
3FGM	2 4 times	2 7 times
3FGA	6 at DAL 12/14/22	6 at DAL 12/14/22
FTM	5 2 times	7 vs. SAS 3/19/21
FTA	6 vs. MIN 11/13/22	8 vs. SAS 3/19/21
OREB	3 2 times	4 2 times
DREB	11 at DAL 12/14/22	11 at DAL 12/14/22
TREB	11 at DAL 12/14/22	11 2 times
ASTS	2 4 times	4 2 times
STLS	3 2 times	3 5 times
BLKS	4 at MIL 11/16/22	4 at MIL 11/16/22
MINS	38 at DAL 12/14/22	38 at DAL 12/14/22

RECENT GAMES

OPPONENT	W/L	MIN	FG-A	3P-A	FT-A	OR	DR	TR	A	PF	ST	TO	BS	PTS
2/15 at PHI	L	4:47	1-4	0-2	0-0	0	1	1	0	0	0	0	0	2
2/13 vs. SAS	W													
2/11 vs. CHI	W													
2/10 at NOP	W	2:54	0-1	0-1	0-0	0	0	0	0	0	1	0	0	0
2/8 vs. DET	W	11:59	4-4	1-1	0-0	0	2	2	0	1	0	0	0	9

Injury List — Missed 3 games due to illness; Non-Covid (11/25, 11/27, 11/28); Missed 1 game due to illness; Non-Covid Related (11/30); Missed 3 games due to Right Knee; Soreness (12/17, 12/19, 12/21)

NOTES:

- Contributed 11 points on 5-6 (.833) shooting from the field, three rebounds, a career-high tying three steals and two blocks in 25 minutes off the bench on Jan. 10 at UTA.
- Recorded his second career double-double with a season-high 18 points on 8-15 (.533) shooting from the field, a career-high tying 11 rebounds and two assists in 38 minutes on Dec. 14 at DAL. It was the third time in his career with 18+ points and second time grabbing 10+ rebounds.
- Contributed 12 points on 3-5 (.600) shooting from the field in 28 minutes on Nov. 23 vs. POR.
- Chipped in 10 points, five rebounds and a career-high four blocks in 34 minutes on Nov. 16 at MIL.
- Contributed a season-high 15 points on 5-10 (.500) shooting from the field, six rebounds and one block in a season-high 30 minutes during his first start of the season on Nov. 13 vs. MIN.
- 2021-22:** Appeared in 63 games (13 starts) with Cleveland, averaging 6.1 points on .489 shooting from the field and 2.6 rebounds in 16.1 minutes. Scored 10+ points 11 times and 20+ points on one occasion last season.
- Recorded a **career-high 23 points** on 10-15 (.667) shooting from the field, seven rebounds and two steals in 30 minutes at Utah on Jan. 12, 2022



#32 Dean Wade

Forward • 6-9 • 219lbs • 11/20/1996 • Kansas State/USA

4th Year Pro

PERSONAL: Full name is Dean Jackson Wade...graduated in May 2019 with a bachelor's degree in social science...father, Jay, lettered one season on the Kansas State football team...mother, Trish, played volleyball and basketball at Barton Community College and is in the school's Hall of Fame...has an older sister, Teresa, who an all-state volleyball player at St. John and the 2010 Class 1A State Division I MVP.

	GP	GS	PPG	RPG	APG	SPG	BPG	MPG	FG%	3FG%	FT%
2022-23	31	9	5.5	3.7	0.9	0.68	0.48	21.7	.447	.387	.652
Career	157	56	5.3	3.2	1.0	0.55	0.30	18.7	.447	.369	.699

	POINTS			REB	AST	BLK	STL		
	10+	20+	30+	10+	10+	3+	3+	DBL-DBL	TPL-DBL
2022-23	5	1	--	1	--	--	1	--	--
Career	31	2	--	4	--	2	8	2	--

	2022-23 HIGHS	CAREER HIGHS
PTS	22 vs. NYK 10/30/22	22 vs. NYK 10/30/22
FGM	8 vs. NYK 10/30/22	8 2 times
FGA	11 vs. NYK 10/30/22	14 2 times
3FGM	6 vs. NYK 10/30/22	6 2 times
3FGA	8 vs. NYK 10/30/22	11 vs. PHI 4/1/21
FTM	4 vs. WAS 10/23/22	4 2 times
FTA	5 2 times	5 4 times
OREB	2 2 times	5 vs. GSW 11/18/21
DREB	10 at MIL 11/25/22	10 3 times
TREB	12 at MIL 11/25/22	12 3 times
ASTS	3 2 times	5 vs. GSW 11/18/21
STLS	3 vs. PHI 11/30/22	3 8 times
BLKS	2 2 times	3 2 times
MINS	39 at BOS 10/28/22	40 vs. GSW 11/18/21

RECENT GAMES

OPPONENT	W/L	MIN	FG-A	3P-A	FT-A	OR	DR	TR	A	PF	ST	TO	BS	PTS
2/15 at PHI	L	8:48	0-1	0-1	0-0	0	4	4	0	0	0	0	2	0
2/13 vs. SAS	W	5:37	1-2	0-1	0-0	0	2	2	0	1	1	0	0	2
2/11 vs. CHI	W	11:11	0-5	0-3	0-0	1	2	3	1	1	0	0	0	0
2/10 at NOP	W	26:00	2-5	1-4	0-0	1	1	2	0	4	2	1	1	5
2/8 vs. DET	W	30:41	3-4	2-3	2-2	0	9	9	0	4	0	1	1	10

Injury List — Missed 6 games due to Right Knee; Soreness (11/11, 11/13, 11/16, 11/18, 11/20, 11/21); Missed 23 games due to Left Shoulder; Sprain (12/4, 12/6, 12/9, 12/10, 12/12, 12/14, 12/16, 12/17, 12/21, 12/23, 12/26, 12/29, 12/31, 1/2, 1/4, 1/6, 1/8, 1/10, 1/12, 1/14, 1/16, 1/18, 1/20); Missed 1 game due to Left Shoulder Sprain (12/19)

NOTES:

- Tallied seven points, a career-high tying 12 rebounds, two assists, one steal and one block in 36 minutes on Nov. 25 at MIL.
- Chipped in a **CAREER-HIGH 22 points** on 8-11 (.727) shooting from the field, including 6-8 (.750) shooting from beyond the arc, four rebounds and three assists in 33 minutes on Oct. 30 vs. NYK.
- Tallied 12 PTS on 4-7 (.571) shooting from beyond the arc, 3 REB and 1 STL in 30 MIN during his first start of the season on Oct. 26 vs. ORL.
- Contributed a season-high 12 points on 3-4 (.750) shooting from the field, three rebounds, two assists and one block in 21 minutes off the bench on Oct. 23 vs. WAS
- 2021-22:** Appeared in 51 games (career-high 28 starts) with Cleveland...averaged 5.3 points on .456 shooting from the field and 2.9 rebounds in 19.2 minutes. Scored 10+ points 11 times, including one double-double on the season.
- Recorded a season-high 17 points twice; on Nov. 18 vs. Golden State, recorded 17 points (7-13, .538), nine rebounds and five assists in a career-high 40 minutes and on Dec. 26 vs. TOR finished with 17 points, three rebounds, two assists and one steal in 28 minutes
- Made a season-high four three-pointers twice (4-7 3FG on Jan. 24 vs. NYK and 4-5 3FG on Jan. 30 at DET)





#9 Dylan Windler

Guard/Forward - 6-6 - 199lbs - 09/22/1996 - Belmont/USA

3rd Year Pro

PERSONAL: 2018-19 Male Scholar Athlete of the Year by the Division I-AAA Athletics Directors Association with his 3.74 GPA...championship golfer in high school, conference and county champion and state qualifier...majored in Accounting...has one sibling, Corey...lists Kevin Durant, James Harden, Phil Mickelson as favorite athletes...four-year letter-winner at Perry Meridian High School for head coach Brent Keck...late bloomer in basketball who developed into one of the top players in the state of Indiana...2015 IBCA/Subway Boys' Basketball All-State...named to prestigious Indiana North-South All-Star Classic roster...averaged 27.3 points and 10.2 rebounds per game as a senior, led all Indiana players in scoring and rebounding for classification.

	GP	GS	PPG	RPG	APG	SPG	BPG	MPG	FG%	3FG%	FT%		2022-23 HIGHS	CAREER HIGHS	
** No Games Played 2022-23 Regular Season **												PTS	--	15 vs. ATL 2/23/21	
Career	81	0	3.3	2.4	0.8	0.41	0.19	12.0	.412	.320	.800	FGM	--	5 vs. ATL 2/23/21	
	POINTS			REB	AST	BLK	STL					FGA	--	10 at POR 2/12/21	
	10+	20+	30+	10+	10+	3+	3+	DBL-DBL	TPL-DBL			3FGM	--	5 vs. ATL 2/23/21	
2022-23	--	--	--	--	--	--	--	--	--	--	--	3FGA	--	7 at POR 2/12/21	
Career	6	--	--	1	--	--	1	1	1	--	--	FTM	--	4 2 times	
RECENT GAMES															
	OPPONENT	W/L	MIN	FG-A	3P-A	FT-A	OR	DR	TR	A	PF	ST	TO	BS	PTS
	2/15 at PHI	L		Inactive - G League on Assignment											
	2/13 vs. SAS	W													
	2/11 vs. CHI	W													
	2/10 at NOP	W		Inactive - Injury											
	2/8 vs. DET	W		Inactive - Injury											

Injury List — Missed 57 games due to Right Ankle; Sprain (10/19, 10/22, 10/23, 10/26, 10/28, 10/30, 11/4, 11/6, 11/7, 11/9, 11/11, 11/13, 11/16, 11/18, 11/20, 11/21, 11/23, 11/25, 11/27, 11/28, 11/30, 12/2, 12/4, 12/6, 12/9, 12/10, 12/12, 12/14, 12/16, 12/17, 12/19, 12/21, 12/23, 12/26, 12/29, 12/31, 1/2, 1/4, 1/6, 1/8, 1/10, 1/12, 1/14, 1/16, 1/18, 1/20, 1/21, 1/24, 1/26, 1/27, 1/29, 1/31, 2/2, 2/5, 2/6, 2/8, 2/10)

I - GLA — 1 on the season.

NOTES:

- 🏆 **2021-22:** Appeared in 50 games with Cleveland, averaging 2.2 points and 1.8 rebounds in 9.2 minutes.
- 🏆 Recorded a season-high 13 points (4-5 FG, 3-3 3FG), three assists and one steal in 21 minutes on Nov. 3, 2021 versus Portland.





NO.	PLAYER	POS.	HT.	WT.	BIRTHDATE	PRIOR TO NBA/HOME COUNTRY	NBA EXP.
31	Jarrett Allen	C	6-11	248	04/21/1998	Texas/USA	6th
21	Mamadi Diakite*	F	6-9	224	01/21/1997	Virginia/Guinea	3rd
10	Darius Garland	G	6-1	186	01/26/2000	Vanderbilt/USA	4th
14	Danny Green	F	6-6	215	06/22/1987	North Carolina/	14th
3	Caris LeVert	G	6-6	205	08/25/1994	Michigan/USA	7th
33	Robin Lopez	C	7-0	280	04/01/1988	Stanford/USA	15th
45	Donovan Mitchell	G	6-3	215	09/07/1996	Louisville/USA	6th
4	Evan Mobley	F/C	7-0	215	06/18/2001	USC/USA	2nd
15	Isaiah Mobley*	F	6-10	240	09/24/1999	USC/USA	R
19	Raul Neto	G	6-2	180	05/19/1992	UCAM Murcia (Spain)/Brazil	8th
35	Isaac Okoro	G	6-6	225	01/26/2001	Auburn/USA	3rd
16	Cedi Osman	F	6-7	230	04/08/1995	Anadolu Efes (Turkey)/Macedonia/Turkey	6th
13	Ricky Rubio	G	6-3	190	10/21/1990	FC Barcelona (Spain)/Spain	12th
8	Lamar Stevens	F	6-8	225	07/09/1997	Penn State/USA	3rd
32	Dean Wade	F	6-9	219	11/20/1996	Kansas State/USA	4th
9	Dylan Windler	G/F	6-6	199	09/22/1996	Belmont/USA	3rd

*Player under two-way contract

STAFF

HEAD COACH

J.B. Bickerstaff (Minnesota)

ASSOCIATE HEAD COACH

Greg Buckner (Clemson)

ASSISTANT COACHES

Antonio Lang (Duke)

Luke Walton (Arizona)

Sidney Lowe (North Carolina State)

J.J. Outlaw (Villanova)

Dan Geriot (Richmond)

SR. DIRECTOR, PLAYER HEALTH/HEAD ATHLETIC TRAINER

Stephen Spiro (Temple)

HEAD STRENGTH AND CONDITIONING COORDINATOR

Derek Millender (South Alabama)

PRONUNCIATION GUIDE

Mamadi Diakite (MAH-mah-dee dee-ah-KEE-tay); **Raul Neto** (Hah-OOL Nett-oh); **Isaac Okoro** (oh-CORE-oh); **Cedi Osman** (JED-e AUSS-min)





BY CAVALIERS	AN INDIVIDUAL...	BY OPPONENT
33 PTS, Donovan Mitchell: (CLE L, 112-118) @ Philadelphia, 02/15/23	Scored 30+ points	35 PTS, Shai Gilgeous-Alexander: (CLE L, 100-112) @ Oklahoma City, 01/27/23
41 PTS, Donovan Mitchell: (CLE W, 117-109) vs. San Antonio, 02/13/23	Scored 40+ points	50 PTS, Damian Lillard: (CLE W, 119-113) @ Portland, 01/12/23
71 PTS, Donovan Mitchell: (CLE W, 145-134 (OT)) vs. Chicago, 01/02/23	Scored 50+ points	50 PTS, Damian Lillard: (CLE W, 119-113) @ Portland, 01/12/23
16 REB, Jarrett Allen: (CLE W, 113-85) vs. Detroit, 02/08/23	Had 15+ Rebounds	16 REB, Moses Brown: (CLE W, 122-99) vs. LA Clippers, 01/29/23
20 REB, Jarrett Allen: (CLE L, 117-119) @ LA Clippers, 11/07/22	Had 20+ Rebounds	23 REB, Clint Capela: (CLE L, 118-121) vs. Atlanta, 12/31/21
25 REB, Anderson Varejão: (CLE W, 87-81 (OT)) vs. Orlando, 01/02/14	Had 25+ Rebounds	26 REB, Jayson Williams: (CLE W, 85-74) @ Brooklyn, 11/13/97
17 AST, Darius Garland: (CLE L, 120-131) vs. LA Lakers, 03/21/22	Had 15+ assists	17 AST, Russell Westbrook: (CLE L, 105-120) @ Washington, 05/14/21
22 AST, Andre Miller: (CLE L, 91-94) vs. Philadelphia, 12/15/01	Had 20+ assists	20 AST, Russell Westbrook: (CLE L, 124-148) vs. Oklahoma City, 01/20/18
8 BLK, Evan Mobley: (CLE W, 112-88) @ Detroit, 11/04/22	Had 5+ Blocks	6 BLK, Myles Turner: (CLE L, 126-135) @ Indiana, 12/29/22
11 BLK, Larry Nance: (CLE W, 104-96) vs. New York, 01/07/89	Had 10+ Blocks	10 BLK, Calvin Booth: (CLE W, 104-96) @ Oklahoma City, 01/13/04
5 STL, Darius Garland: (CLE W, 132-122 (2OT)) vs. Charlotte, 11/18/22	Had 5+ Steals	5 STL, Ayo Dosunmu: (CLE W, 103-102) @ Chicago, 12/31/22
11 FGM/10 FGM, Donovan Mitchell/Darius Garland: (CLE L, 112-118) @ Philadelphia, 02/15/23	Made 10+ Field Goals	12 FGM, Shai Gilgeous-Alexander: (CLE L, 100-112) @ Oklahoma City, 01/27/23
16 FGM, Donovan Mitchell: (CLE W, 117-109) vs. San Antonio, 02/13/23	Made 15+ Field Goals	16 FGM, Damian Lillard: (CLE W, 119-113) @ Portland, 01/12/23
22 FGM, Donovan Mitchell: (CLE W, 145-134 (OT)) vs. Chicago, 01/02/23	Made 20+ Field Goals	21 FGM, Jamal Murray: (CLE L, 103-120) vs. Denver, 02/19/21
7 3FGM, Cedi Osman: (CLE W, 122-99) vs. LA Clippers, 01/29/23	Made 7+ 3-Pointers	8 3FGM, Julius Randle: (CLE L, 103-105) @ New York, 01/24/23
11 3FGM, Donovan Mitchell: (CLE L, 112-118) @ Philadelphia, 02/15/23	10+ 3-Pointer Attempts	12 3FGM, Julius Randle: (CLE L, 103-105) @ New York, 01/24/23
20 FTM, Donovan Mitchell: (CLE W, 145-134 (OT)) vs. Chicago, 01/02/23	Made 15+ Free Throws	17 FTM, Joel Embiid: (CLE L, 108-112) vs. Philadelphia, 04/03/22
20 FTM, Donovan Mitchell: (CLE W, 145-134 (OT)) vs. Chicago, 01/02/23	Made 20+ Free Throws	23 FTM, Dwyane Wade: (CLE L, 89-92) @ Miami, 02/01/07
5 FB, Isaac Okoro: (CLE W, 95-93) vs. New York, 01/24/22	Made 5+ Fast Breaks	6 FB, Jaylen Brown: (CLE L, 103-141) @ Boston, 01/24/21
* Never Has Happened *	10+ Fast Break Attempts	* Never Has Happened *
6 TO, Darius Garland: (CLE W, 117-109) vs. San Antonio, 02/13/23	5+ Turnovers	5 TO, Zach LaVine: (CLE W, 97-89) vs. Chicago, 02/11/23
19 FD, Donovan Mitchell: (CLE W, 145-134 (OT)) vs. Chicago, 01/02/23	10+ Fouls Drawn	10 FD, Lauri Markkanen: (CLE L, 114-116) @ Utah, 01/10/23
209.1 OR, Dean Wade: (CLE L, 106-112) vs. Boston, 03/04/20	200+ Offensive Rating	218.0 OR, Tony Bradley: (CLE L, 113-126) vs. Utah, 03/02/20
* Never Has Happened *	200+ Defensive Rating	* Never Has Happened *
11 FGM/10 FGM, Donovan Mitchell/Darius Garland: (CLE L, 112-118) @ Philadelphia, 02/15/23	Two Players with 10+ Field Goals Made	10 FGM/10 FGM, Tyrese Haliburton/Buddy Hield: (CLE L, 126-135) @ Indiana, 12/29/22
8 3FGM/8 3FGM/6 3FGM, Kevin Love/Donovan Mitchell/Dean Wade: (CLE W, 121-108) vs. New York, 10/30/22	Two Players with 5+ 3-Pointers Made	6 3FGM/5 3FGM, Tyrese Haliburton/Buddy Hield: (CLE L, 126-135) @ Indiana, 12/29/22
11 PTS, 10 REB, 14 AST, Darius Garland: (CLE W, 111-91) @ Utah, 01/12/22	Had a triple-double	28 PTS, 15 REB, 10 AST, Nikola Jokic: (CLE L, 108-121) @ Denver, 01/06/23
29 PTS, 22 REB, Jarrett Allen: (CLE W, 102-101) @ Charlotte, 02/04/22	Had a 20/20 game	21 PTS, 20 REB, Domantas Sabonis: (CLE L, 102-111) vs. Indiana, 05/10/21
2nd period, Caris LeVert: (CLE L, 114-115) @ Memphis, 01/18/23	Had a four-point play	4th period, Tyler Herro: (CLE L, 97-100) vs. Miami, 01/31/23
A TEAM...		
122 PTS, (CLE W, 122-103) @ Indiana, 02/05/23	Scored 120+ points	120 PTS, (CLE L, 114-120) vs. Golden State, 01/20/23
145 PTS, (CLE W, 145-134 (OT)) vs. Chicago, 01/02/23	Scored 130+ points	134 PTS, (CLE W, 145-134 (OT)) vs. Chicago, 01/02/23
145 PTS, (CLE W, 145-134 (OT)) vs. Chicago, 01/02/23	Scored 140+ points	141 PTS, (CLE L, 105-141) vs. Portland, 05/05/21
154 PTS, (CLE W, 154-153 (4OT)) vs. LA Lakers, 01/29/80	Scored 150+ points	153 PTS, (CLE W, 154-153 (4OT)) vs. LA Lakers, 01/29/80
.614 (43-70), (CLE W, 122-99) vs. Utah, 12/19/22	Shot .600+ from the field	.616 (53-86), (CLE L, 115-135) vs. Toronto, 04/10/21
28 PTS, (CLE W, 113-85) vs. Detroit, 02/08/23	Won by 20+ points	24 PTS, (CLE L, 107-131) @ Atlanta, 03/31/22
32 PTS, (CLE W, 128-96) @ Chicago, 10/22/22	Won by 30+ points	36 PTS, (CLE L, 105-141) vs. Portland, 05/05/21
43 PTS, (CLE W, 110-67) vs. Philadelphia, 01/15/94	Won by 40+ points	41 PTS, (CLE L, 92-133) vs. LA Clippers, 02/09/20
68 PTS, (CLE W, 148-80) vs. Miami, 12/17/91	Won by 50+ points	55 PTS, (CLE L, 57-112) @ LA Lakers, 01/11/11
61 REB, (CLE W, 113-85) vs. Detroit, 02/08/23	Had 60+ rebounds	65 REB, (CLE L, 114-116) @ Utah, 01/10/23
35 AST, (CLE W, 122-99) vs. LA Clippers, 01/29/23	Had 35+ assists	35 AST, (CLE W, 119-116 (OT)) vs. Denver, 03/18/22
41 AST, (CLE W, 122-100) vs. Detroit, 04/09/14	Had 40+ assists	43 AST, (CLE L, 94-141) @ Philadelphia, 12/07/19





50 FGM, (CLE L, 126-135) @ Indiana, 12/29/22	Made 50+ field goals	53 FGM, (CLE L, 120-131) vs. LA Lakers, 03/21/22
20 3FGM, (CLE W, 122-99) vs. LA Clippers, 01/29/23	Made 20+ 3-pointers	23 3FGM, (CLE L, 114-120) vs. Golden State, 01/20/23
35 FTM, (CLE W, 105-94) vs. LA Clippers, 02/05/15	Made 35+ free throws	35 FTM, (CLE L, 108-112) vs. Philadelphia, 04/03/22
1st OT, (CLE W, 145-134 (OT)) vs. Chicago, 01/02/23	Overtime Win	1st OT, (CLE L, 118-134 (OT)) vs. Phoenix, 05/04/21
2nd OT, (CLE W, 132-122 (2OT)) vs. Charlotte, 11/18/22	Double-Overtime Win	3rd OT, (CLE L, 139-148 (3OT)) vs. Brooklyn, 02/13/19
* Never Has Happened *	Triple-Overtime Win	3rd OT, (CLE L, 139-148 (3OT)) vs. Brooklyn, 02/13/19
4th OT, (CLE W, 154-153 (4OT)) vs. LA Lakers, 01/29/80	Quadruple-Overtime Win	4th OT, (CLE L, 129-131 (4OT)) vs. Portland, 10/18/74

THE CAVALIERS (SINGLE-SEASON)...

2/2/2023 — 2/13/2023 (7)	Won 5 straight	--
11/11/2017 — 12/6/2017 (13)	Won 10 straight	--
12/10/2022 — 12/21/2022 (5)	Won 5 straight at home	--
11/7/2017 — 1/2/2018 (13)	Won 10 straight at home	--
1/19/2015 — 4/5/2015 (18)	Won 15 straight at home	--
2/9/2018 — 3/7/2018 (5)	Won 5 straight on road	--
* Never Has Happened *	Won 10 straight on road	--
* Never Has Happened *	Won 15 straight on road	--
11/7/2022 — 11/16/2022 (5)	Lost 5 straight	--
4/23/2021 — 5/10/2021 (11)	Lost 10 straight	--
4/28/2021 — 5/10/2021 (7)	Lost 5 straight at home	--
11/7/2022 — 11/25/2022 (5)	Lost 5 straight on road	--





CAVALIERS RECORD WHEN...	OVERALL	HOME	ROAD
Outrebounding opponent	26-7	15-1	11-6
Outrebounded by opponent	11-15	9-5	2-10
Tied in Rebounding	1-1	1-0	0-1
Shooting better than opponent	25-9	17-3	8-6
Shooting worse than opponent	13-13	8-3	5-10
Shooting same than opponent	0-1	0-0	0-1
More FTM than opponent	24-8	19-4	5-4
Less FTM than opponent	11-14	6-2	5-12
Same FTM than opponent	3-1	0-0	3-1
More 3FGM than opponent	23-3	16-1	7-2
Less 3FGM than opponent	12-19	8-5	4-14
Same 3FGM than opponent	3-1	1-0	2-1
More assists than opponent	25-10	15-2	10-8
Less assists than opponent	10-12	8-4	2-8
Same assists than opponent	3-1	2-0	1-1
More turnovers than opponent	12-8	8-1	4-7
Less turnovers than opponent	23-14	15-4	8-10
Same turnovers than opponent	3-1	2-1	1-0
Bench outscores opponent bench	16-6	12-2	4-4
Opponent bench outscores CLE	21-16	12-4	9-12
Bench scoring equal	1-1	1-0	0-1
Scoring less than 80 points	0-0	0-0	0-0
Scoring between 80-89 points	0-2	0-0	0-2
Scoring between 90-99 points	2-3	2-2	0-1
Scoring between 100-109	5-7	2-1	3-6
Scoring 110 or more points	30-10	20-3	10-7
Opponent scores less than 80	0-0	0-0	0-0
Opponent scores between 80-89	6-0	5-0	1-0
Opponent scores between 90-99	12-1	6-0	6-1
Opponent scores between 100-109	13-6	9-2	4-4
Opponent scores 110 or more	7-16	5-4	2-12

NUMBER OF TIMES RECORDING	POINTS							REB	AST	BLK	STL	DD	TD
	10+	20+	30+	10+	3+	3+	3+						
Jarrett Allen	42	15	--	30	--	5	2	26	--				
Mamadi Diakite	--	--	--	--	--	--	--	--	--				
Darius Garland	49	29	7	--	15	--	8	15	--				
Danny Green	--	--	--	--	--	--	--	--	--				
Caris LeVert	35	11	1	1	--	--	2	1	--				
Robin Lopez	1	--	--	--	--	--	--	--	--				
Kevin Love	13	3	--	5	1	--	--	5	--				
Donovan Mitchell	48	37	21	2	2	--	8	4	--				
Evan Mobley	52	12	1	19	--	7	2	17	--				
Isaiah Mobley	--	--	--	--	--	--	--	--	--				
Raul Neto	3	--	--	--	--	--	1	--	--				
Isaac Okoro	15	1	--	--	--	1	3	--	--				
Cedi Osman	24	5	--	1	--	--	3	1	--				
Ricky Rubio	1	--	--	--	--	--	1	--	--				
Lamar Stevens	7	--	--	1	--	1	2	1	--				
Dean Wade	5	1	--	1	--	--	1	--	--				
Dylan Windler	--	--	--	--	--	--	--	--	--				

NUMBER OF TIMES LEADING TEAM IN . . . (INCLUDES TIES)	PTS	REB	AST	BLK	STL	MIN
Mamadi Diakite	--	--	--	2	--	--
Darius Garland	17	--	42	--	16	16
Danny Green	--	--	--	--	--	--
Caris LeVert	7	2	6	6	9	9
Robin Lopez	--	--	--	2	--	--
Kevin Love	--	8	1	2	--	--
Donovan Mitchell	33	1	18	7	21	14
Evan Mobley	5	26	1	30	8	7
Isaiah Mobley	--	--	--	--	--	--
Raul Neto	--	--	1	1	4	1
Isaac Okoro	--	--	--	10	15	--
Cedi Osman	1	1	--	2	6	1
Ricky Rubio	--	--	1	--	3	--
Lamar Stevens	--	2	--	3	2	1
Dean Wade	--	1	--	5	1	--
Dylan Windler	--	--	--	--	--	--

STARTING LINEUPS							
LAST USED	GAME	FORWARD	FORWARD	CENTER	GUARD	GUARD	RECORD
10/19	at Raptors	Donovan Mitchell	Evan Mobley	Jarrett Allen	Darius Garland	Caris LeVert	0-1
10/23	vs. Wizards	Caris LeVert	Evan Mobley	Jarrett Allen	Donovan Mitchell	Isaac Okoro	2-0
10/30	vs. Knicks	Evan Mobley	Dean Wade	Jarrett Allen	Caris LeVert	Donovan Mitchell	3-0
11/4	at Pistons	Evan Mobley	Dean Wade	Jarrett Allen	Caris LeVert	Isaac Okoro	1-0
11/11	at Warriors	Caris LeVert	Evan Mobley	Jarrett Allen	Darius Garland	Donovan Mitchell	2-3
11/13	vs. Timberwolves	Kevin Love	Lamar Stevens	Evan Mobley	Darius Garland	Caris LeVert	0-1
11/16	at Bucks	Caris LeVert	Lamar Stevens	Evan Mobley	Darius Garland	Donovan Mitchell	0-1
11/25	at Bucks	Evan Mobley	Dean Wade	Jarrett Allen	Darius Garland	Donovan Mitchell	0-1
11/27	at Pistons	Evan Mobley	Dean Wade	Robin Lopez	Darius Garland	Donovan Mitchell	1-0
11/28	at Raptors	Isaac Okoro	Dean Wade	Evan Mobley	Darius Garland	Donovan Mitchell	0-1
11/30	vs. 76ers	Mamadi Diakite	Dean Wade	Evan Mobley	Darius Garland	Donovan Mitchell	1-0
12/2	vs. Magic	Lamar Stevens	Dean Wade	Evan Mobley	Darius Garland	Donovan Mitchell	1-0
12/4	at Knicks	Mamadi Diakite	Lamar Stevens	Evan Mobley	Darius Garland	Donovan Mitchell	0-1
12/10	vs. Thunder	Evan Mobley	Lamar Stevens	Jarrett Allen	Darius Garland	Caris LeVert	1-1
12/29	at Pacers	Evan Mobley	Lamar Stevens	Jarrett Allen	Darius Garland	Donovan Mitchell	7-3
1/2	vs. Bulls	Kevin Love	Lamar Stevens	Jarrett Allen	Caris LeVert	Donovan Mitchell	2-0
1/4	vs. Suns	Evan Mobley	Isaac Okoro	Jarrett Allen	Caris LeVert	Donovan Mitchell	1-0
1/27	at Thunder	Evan Mobley	Isaac Okoro	Jarrett Allen	Darius Garland	Caris LeVert	2-4
2/6	at Wizards	Isaiah Mobley	Isaac Okoro	Jarrett Allen	Darius Garland	Donovan Mitchell	1-0
2/8	vs. Pistons	Evan Mobley	Isaac Okoro	Jarrett Allen	Caris LeVert	Raul Neto	1-0
2/15	at 76ers	Evan Mobley	Isaac Okoro	Jarrett Allen	Darius Garland	Donovan Mitchell	12-6





GAMES MISSED DUE TO INJURIES/SUSPENSIONS			
NAME	INJURY/ILLNESS	DATES OUT	GAMES MISSED
Jarrett Allen	Left Ankle; Soreness	11/13	1
	Illness; Non-Covid Related	11/16	1
	Low Back; Contusion	11/27 through 11/28/22; 12/2 through 12/4/22	4
	Back; Contusion	11/30	1
Mamadi Diakite	Inactive - Not With Team	10/19	1
	Inactive - Personal	10/23	1
Darius Garland	Left Eye Laceration	10/22 through 10/30/22	5
	Left Knee; Sprain	11/4	1
	Right Thumb; Sprain	12/31/22 through 1/4/23	3
	Right Thumb; Soreness	2/8	1
Caris LeVert	Left Ankle; Sprain	11/21 through 11/27/22	4
	Right Hamstring; Soreness	2/2 through 2/5/23	2
Robin Lopez	Illness	12/26 through 12/29/22	2
Kevin Love	Right Thumb; Fracture	11/20; 11/23 through 11/30/22	6
	Low Back; Soreness	12/9 through 12/12/22	3
	Low Back; Spasms	1/26 through 1/29/23	3
Donovan Mitchell	Left Ankle; Sprain	11/4	1
	Right Ankle; Strain	11/13	1
	Right Lower Leg; Soreness	12/9 through 12/12/22	3
	Left Groin; Strain	1/18 through 1/21/23; 1/26 through 1/27/23	5
	Left Groin; Soreness	2/8	1
Evan Mobley	Right Ankle; Soreness	12/31/22 through 1/2/23	2
Raul Neto	Right Ankle; Sprain	11/2	1
Cedi Osman	Low Back; Soreness	12/29	1
	Neck; Spasms	2/15	1
Ricky Rubio	Left Knee; ACL Surgery	10/19 through 11/25/22; 11/28/22 through 1/10/23	41
	Left Knee; SCL Surgery	11/27	1
	Left Knee; Injury Management - ACL Recovery	1/20; 1/27; 2/6; 2/10	4
	Illness	2/15	1
Lamar Stevens	Illness; Non-Covid	11/25 through 11/28/22	3
	Illness; Non-Covid Related	11/30	1
	Right Knee; Soreness	12/17 through 12/21/22	3
Dean Wade	Right Knee; Soreness	11/11 through 11/21/22	6
	Left Shoulder; Sprain	12/4/22 through 1/20/23	24
Dylan Windler	Right Ankle; Sprain	10/19 through 10/30/22; 11/4/22 through 2/10/23	57
	Inactive - G League On Assignment	2/15	1
		TOTAL GAMES MISSED	197





	CLEVELAND CAVALIERS		OPPONENTS	
Points	71	Donovan Mitchell vs. CHI 01/02/2023	50	Damian Lillard at POR 01/12/2023
Points in a Quarter	27	Darius Garland (4th) vs. MIN 11/13/2022	20	Brandon Boston Jr. (4th) vs. LAC 01/29/2023
Points in a Half	55	Donovan Mitchell (2nd) vs. CHI 01/02/2023	26	DeMar DeRozan (2nd) vs. CHI 01/02/2023
Field Goals	22	Donovan Mitchell vs. CHI 01/02/2023	17	Giannis Antetokounmpo vs. MIL 12/21/2022
Field Goal Attempts	34	Donovan Mitchell vs. CHI 01/02/2023	32	DeMar DeRozan vs. CHI 01/02/2023
Field Goal Percentage	1.000	Isaac Okoro (6-6) at MEM 01/18/2023	1.000	Terry Rozier vs. CHA 11/18/2022
3-PT Field Goal	10	Darius Garland vs. MIN 11/13/2022	8	Walker Kessler (5-5) vs. UTA 12/19/2022
3-PT FG Attempts	18	Donovan Mitchell at UTA 01/10/2023	16	Drew Eubanks (5-5) vs. POR 11/23/2022
3-PT FG Percentage	1.000	Cedi Osman (7-7) vs. LAC 01/29/2023	1.000	Julius Randle at NYK 01/24/2023
Free Throws	20	Donovan Mitchell vs. CHI 01/02/2023	13	Terry Rozier vs. CHA 11/18/2022
Free Throw Attempts	25	Donovan Mitchell vs. CHI 01/02/2023	16	Jalen Williams (3-3) at OKC 01/27/2023
Free Throw Percentage	1.000	Donovan Mitchell (11-11) at UTA 01/10/2023	1.000	Aleksej Pokusevski (3-3) vs. OKC 12/10/2022
Offensive Rebounds	9	Jarrett Allen vs. DET 02/08/2023	1.000	Monte Morris (3-3) vs. WAS 10/23/2022
Defensive Rebounds	16	Kevin Love vs. CHI 01/02/2023	6	Damian Lillard at POR 01/12/2023
Total Rebounds	20	Jarrett Allen at LAC 11/07/2022	6	Giannis Antetokounmpo vs. MIL 12/21/2022
Assists	14	Darius Garland at MEM 01/18/2023	6	Taurean Prince (10-10) vs. MIN 11/13/2022
Steals	5	Darius Garland vs. CHA 11/18/2022	6	Kevin Looney vs. GSW 01/20/2023
Blocks	8	Evan Mobley at DET 11/04/2022	6	Walker Kessler at UTA 01/10/2023
Minutes	49:48	Donovan Mitchell vs. CHI 01/02/2023	6	Zach Collins at SAS 12/12/2022
Points in Paint	32	Evan Mobley vs. MIL 01/21/2023	6	Charles Bassey at SAS 12/12/2022
Second Chance Points	10	Jarrett Allen vs. DET 02/08/2023	6	Isaiah Hartenstein at NYK 12/04/2022
Fast Break Points	11	Donovan Mitchell at LAC 11/07/2022	6	Nick Richards vs. CHA 11/18/2022
			6	Mitchell Robinson vs. NYK 10/30/2022
			16	Deandre Ayton vs. PHX 01/04/2023
			18	Domantas Sabonis vs. SAC 12/09/2022
			14	Tyrese Haliburton vs. IND 12/16/2022
			5	Ayo Dosunmu at CHI 12/31/2022
			6	Myles Turner at IND 12/29/2022
			6	Brook Lopez at MIL 11/25/2022
			48:46	Terry Rozier vs. CHA 11/18/2022
			28	Giannis Antetokounmpo vs. MIL 12/21/2022
			11	Jordan Clarkson at UTA 01/10/2023
			11	O.G. Anunoby at TOR 11/28/2022

CAVALIERS HIGHS	CAVALIERS LOWS	CATEGORY	OPPONENTS HIGHS	OPPONENTS LOWS
145 vs. CHI 01/02/2023	81 at NYK 12/04/2022	Points	135 at IND 12/29/2022	85 (2) vs. DET 02/08/2023
38 (2) at NOP 02/10/2023	15 vs. PHX 01/04/2023	Points/1st Qtr.	40 vs. MIN 11/13/2022	14 (3) vs. DET 02/08/2023
44 vs. PHI 11/30/2022	14 (2) at PHI 02/15/2023	Points/2nd Qtr.	41 at BOS 10/28/2022	15 vs. MIA 11/20/2022
74 at HOU 01/26/2023	33 vs. PHX 01/04/2023	Points/1st Half	75 at BOS 10/28/2022	34 vs. LAC 01/29/2023
44 vs. CHI 01/02/2023	10 at MIL 11/25/2022	Points/3rd Qtr.	38 at IND 02/05/2023	16 at LAL 11/06/2022
42 at PHI 02/15/2023	15 vs. SAC 12/09/2022	Points/4th Qtr.	42 vs. LAC 01/29/2023	15 (3) vs. CHI 02/11/2023
83 vs. CHI 01/02/2023	38 (2) at NYK 12/04/2022	Points/2nd Half	71 at IND 12/29/2022	36 at LAL 11/06/2022
50 at IND 12/29/2022	29 at NYK 12/04/2022	Field Goals	48 at IND 12/29/2022	29 at DAL 12/14/2022
100 vs. BOS 11/02/2022	70 (2) vs. UTA 12/19/2022	Field Goal Attempts	110 vs. CHA 11/18/2022	66 vs. SAC 12/09/2022
.614 vs. UTA 12/19/2022	.349 at NYK 12/04/2022	Field Goal Percentage	.573 vs. BKN 12/26/2022	.370 vs. DET 02/08/2023
23 vs. NYK 10/30/2022	5 at SAS 12/12/2022	3-PT Field Goal	23 vs. GSW 01/20/2023	2 vs. LAC 01/29/2023
50 vs. NYK 10/30/2022	19 vs. ATL 11/21/2022	3-PT FG Attempts	49 vs. DAL 12/17/2022	18 at OKC 01/27/2023
.606 vs. LAC 01/29/2023	.184 at TOR 11/28/2022	3-PT FG Percentage	.613 at IND 12/29/2022	.105 vs. LAC 01/29/2023
33 vs. CHI 01/02/2023	6 vs. MIA 01/31/2023	Free Throws	30 (3) at UTA 01/10/2023	8 (2) vs. ORL 12/02/2022
45 vs. CHI 01/02/2023	9 vs. ORL 12/02/2022	Free Throw Attempts	37 at UTA 01/10/2023	11 (2) vs. MIL 01/21/2023
1.000 vs. ORL 12/02/2022	.500 vs. MIA 01/31/2023	Free Throw Percentage	1.000 vs. POR 11/23/2022	.500 vs. NYK 10/30/2022
18 at DEN 01/06/2023	3 (2) at PHX 01/08/2023	Offensive Rebounds	19 at SAS 12/12/2022	2 at SAC 11/09/2022
43 vs. CHA 11/18/2022	22 at DEN 01/06/2023	Defensive Rebounds	44 vs. BOS 11/02/2022	19 vs. MIA 11/20/2022
51 (2) vs. DAL 12/17/2022	33 (2) vs. BKN 12/26/2022	Total Rebounds	54 (2) at UTA 01/10/2023	24 at SAC 11/09/2022
35 vs. LAC 01/29/2023	12 at MIL 11/25/2022	Assists	34 vs. IND 12/16/2022	14 (2) at CHI 12/31/2022
12 (2) vs. MEM 02/02/2023	1 vs. CHI 01/02/2023	Steals	15 (2) at CHI 12/31/2022	2 at DAL 12/14/2022
26 vs. CHI 01/02/2023	11 (3) vs. MIL 01/21/2023	Fouls	31 vs. CHI 01/02/2023	9 vs. ORL 12/02/2022
21 vs. UTA 12/19/2022	5 at UTA 01/10/2023	Turnovers	22 (2) vs. CHI 02/11/2023	7 vs. CHI 01/02/2023
13 at DET 11/04/2022	1 (4) at POR 01/12/2023	Blocks	9 (2) at MIL 11/25/2022	0 vs. LAC 01/29/2023
72 at IND 12/29/2022	32 vs. NYK 10/30/2022	Points in Paint	64 vs. NYK 10/30/2022	24 at DET 11/04/2022
25 (3) at NOP 02/10/2023	4 (4) vs. LAC 01/29/2023	Second Chance Points	27 at UTA 01/10/2023	2 (2) vs. CHI 02/11/2023
29 vs. UTA 12/19/2022	0 at SAC 11/09/2022	Fast Break Points	28 vs. NYK 10/30/2022	0 at DAL 12/14/2022
40 vs. LAC 01/29/2023	0 (2) at PHI 02/15/2023	Biggest Lead	28 at PHI 02/15/2023	0 (5) vs. DET 02/08/2023
63 vs. LAC 01/29/2023	5 vs. CHI 02/11/2023	Bench Points	64 vs. LAC 01/29/2023	9 (2) at POR 01/12/2023
40 at HOU 01/26/2023	7 at MIN 01/14/2023	Points Off Turnovers	35 vs. CHA 11/18/2022	4 vs. LAL 12/06/2022





TEAM RECORD

	RECORD	HOME	ROAD	OT
OVERALL	38-23	25-6	13-17	6-0
ATLANTIC	4-7	3-2	1-5	2-0
CENTRAL	11-3	6-0	5-3	1-0
SOUTHEAST	7-1	6-1	1-0	2-0
EASTERN	22-11	15-3	7-8	5-0
SOUTHWEST	7-2	4-0	3-2	1-0
NORTHWEST	4-5	3-1	1-4	--
PACIFIC	5-5	3-2	2-3	--
WESTERN	16-12	10-3	6-9	1-0

TEAM WINNING & LOSING STREAKS

LONG:	OVERALL	HOME	ROAD
Win	10/22/2022 — 11/6/2022 (8)	11/18/2022 — 12/6/2022 (7)	10/22/2022 — 11/6/2022 (4)
Loss	11/7/2022 — 11/16/2022 (5)	12/23/2022 — 12/26/2022 (2)	11/7/2022 — 11/25/2022 (5)

*showing most recent streaks

AFTER 61 GAMES: W38, L23

MARGIN	1	2	3	4	5	6	7	8	9	10	11	12	13	14	15	16	17	18	19	20	21	22	23	
Won By:	3	1			2	2	5	1	3	4	2	1	3	2			2	1					3	
Lost By:	2	3	2		2	2	1	2	1		3	2	1		2									

MARGIN	24	25	26	27	28	29	30	31	32	33	34	35	36	37	38	39	40	41	42	43	44	45	46	
Won By:	1		1		2				1															
Lost By:																								

AT START OF:	OVERALL	HOME	ROAD	FG%:	OVERALL	HOME	ROAD
2nd-Ahead:	26-6	18-1	8-5	-44%	7-6	6-1	1-5
-Behind:	12-16	7-5	5-11	45-49%	8-9	5-3	3-6
-Tied:	0-1	0-0	0-1	50-54%	11-8	7-2	4-6
3rd-Ahead:	27-6	18-0	9-6	55-59%	9-0	4-0	5-0
-Behind:	11-14	7-5	4-9	+60%	3-0	3-0	0-0
-Tied:	0-3	0-1	0-2				
4th-Ahead:	28-5	18-1	10-4				
-Behind:	10-16	7-4	3-12				
-Tied:	0-2	0-1	0-1				





TEAM TREND	HOMEAWAY	TTL	LAST GAME	TEAM TREND	HOMEAWAY	TTL	LAST GAME	PLAYER TREND	HOMEAWAY	TTL	LAST GAME
<4 Cavaliers w/ 10+ pts	2-0	0-3	2-3 @ OKC 1/27/23	Cavaliers shoot 50.0% or better	13-2	8-5	21-7 @ PHI 2/15/23	Kevin Love w/25+ pts	1-0	0-0	1-0 vs. NYK 10/30/22
4+ Cavaliers w/ 10+ pts	23-6	13-14	36-20 @ PHI 2/15/23	Opp shoots 50.0% or better	3-4	3-8	6-12 @ PHI 2/15/23	Kevin Love w/20+ pts	1-0	2-0	3-0 @ CHI 12/31/22
5+ Cavaliers w/ 10+ pts	15-5	11-9	26-14 @ NOP 2/10/23	Cavaliers shoot 45.0% or better	19-4	11-11	30-15 @ PHI 2/15/23	Kevin Love w/15+ pts	1-0	3-1	4-1 @ CHI 12/31/22
6+ Cavaliers w/ 10+ pts	5-1	6-2	11-3 @ WAS 2/6/23	Cavaliers shoot 44.0% or below	6-1	1-5	7-6 vs. CHI 2/11/23	Kevin Love w/10+ pts	3-3	4-3	7-6 vs. GSW 1/20/23
7+ Cavaliers w/ 10+ pts	1-1	0-1	1-2 @ IND 12/29/22	Cavaliers shoot 40.0% or below	1-0	0-3	1-3 vs. PHX 1/4/23	Kevin Love w/15+ REB	1-0	0-0	1-0 vs. CHI 1/2/23
8+ Cavaliers w/ 10+ pts	0-0	0-0	0-0	Opp shoots 45.0% or better	12-5	7-13	19-18 @ PHI 2/15/23	Kevin Love w/10+ REB	3-0	2-0	5-0 vs. CHI 1/2/23
Cavaliers no 20+ pt scorer	0-2	0-2	0-4 vs. MIA 1/31/23	Opp shoots 40.0% or below	5-0	2-0	7-0 vs. DET 2/8/23	Kevin Love w/10+ asts	0-0	1-0	1-0 @ DET 11/4/22
Opp no 20+ pt scorer	3-0	4-0	7-0 vs. DET 2/8/23	Cavaliers w/10+ 3-pointers made	17-6	9-11	26-17 @ PHI 2/15/23	Kevin Love w/3+ 3FGM	4-3	3-1	7-4 vs. GSW 1/20/23
2+ Cavaliers w/20+ pt scorer	18-1	11-12	29-13 @ PHI 2/15/23	Opp w/10+ 3-pointers made	16-6	5-14	21-20 @ PHI 2/15/23	Kevin Love w/double-double	2-0	3-0	5-0 vs. CHI 1/2/23
2+ Opp w/20+ pt scorer	10-4	3-8	13-12 vs. MEM 2/2/23	Cavaliers w/15+ 3-pointers made	6-1	4-2	10-3 @ IND 2/5/23	Darius Garland w/50+ pts	0-1	0-0	0-1 vs. MIN 11/13/22
3+ Cavaliers w/20+ pt scorer	7-0	3-4	10-4 @ PHI 2/15/23	Opp w/15+ 3-pointers made	1-4	0-8	1-12 @ NYK 1/24/23	Darius Garland w/45+ pts	0-2	0-0	0-2 vs. BKN 12/26/22
3+ Opp w/20+ pt scorer	4-2	0-1	4-3 vs. MEM 2/2/23	Cavaliers 3FG% 40.0% or better	8-2	6-5	14-7 @ WAS 2/6/23	Darius Garland w/40+ pts	1-2	0-0	1-2 vs. BKN 12/26/22
Cavaliers w/30+ pt scorer	13-3	6-6	19-9 @ PHI 2/15/23	Opp 3FG% 40.0% or better	4-6	1-12	5-18 @ PHI 2/15/23	Darius Garland w/35+ pts	1-2	0-0	1-2 vs. MEM 2/26/22
Opp w/30+ pt scorer	5-3	3-5	8-8 @ OKC 1/27/23	Cavaliers FT% 80.0% or better	13-2	7-9	20-11 @ PHI 2/15/23	Darius Garland w/30+ pts	3-3	0-1	3-4 vs. MEM 2/2/23
All 5 Starters w/10+ pts	6-1	5-2	11-3 @ WAS 2/6/23	Opp FT% 80.0% or better	15-1	5-7	20-8 @ PHI 2/15/23	Darius Garland w/25+ pts	6-3	1-2	7-5 @ PHI 2/15/23
Opp 5 Starters w/10+ pts	3-0	0-5	3-5 @ PHI 2/15/23	Cavaliers FT% below 70.0	4-3	3-4	7-7 @ WAS 2/6/23	Darius Garland w/20+ pts	12-3	6-8	18-11 @ PHI 2/15/23
2+ reserves w/10+ pts	8-2	4-3	12-5 vs. MEM 2/2/23	Opp FT% below 70.0	5-2	4-3	9-5 @ IND 2/5/23	Darius Garland w/15+ pts	18-6	7-15	25-21 @ PHI 2/15/23
Opp 2+ reserves w/10+ pts	5-2	4-7	9-9 vs. LAC 1/29/23	Cavaliers FTM >= Opp FTA	14-2	3-3	17-5 vs. SAS 2/13/23	Darius Garland w/10+ pts	19-6	9-15	28-21 @ PHI 2/15/23
3+ reserves w/10+ pts	0-0	2-1	2-1 @ IND 12/29/22	Opp FTM >= Cavaliers FTA	5-1	3-7	8-8 @ PHI 2/15/23	Darius Garland w/10+ FTA	0-2	2-2	2-4 @ OKC 1/27/23
Opp 3+ reserves w/10+ pts	2-0	0-0	2-0 vs. LAC 1/29/23	Cavaliers FG% >= Opp FG%	17-3	7-5	24-8 vs. SAS 2/13/23	Darius Garland w/10+ asts	9-0	2-4	11-4 vs. MEM 2/2/23
Cavaliers <20 pts. in 1st qtr	6-0	1-1	7-1 vs. PHX 1/4/23	Opp FG% >= Cavaliers FG%	6-3	5-10	11-13 vs. CHI 2/11/23	Darius Garland w/3+ 3FGM	8-4	4-5	12-9 @ PHI 2/15/23
Opp <20 pts. in 1st qtr	9-0	2-0	11-0 vs. SAS 2/13/23	Cavaliers w/30+ FTA	5-3	4-1	9-4 vs. NOP 1/16/23	Darius Garland w/3+ stls	3-0	2-3	5-3 @ PHI 2/15/23
Cavaliers w/30+ pts in 1st qtr	10-1	7-5	17-6 vs. SAS 2/13/23	Opp w/30+ FTA	1-2	1-3	2-5 @ UTA 1/10/23	Darius Garland w/double-double	9-0	2-4	11-4 vs. MEM 2/2/23
Opp w/30+ pts in 1st qtr	4-5	4-7	8-12 @ PHI 2/15/23	Cavaliers w/20+ asts	23-6	10-14	33-20 @ PHI 2/15/23	Evan Mobley w/35+ pts	1-0	0-0	1-0 vs. MIL 1/21/23
Cavaliers under 50 pts 1st half	3-2	0-4	3-6 @ PHI 2/15/23	Opp w/20+ asts	16-6	7-13	23-19 @ PHI 2/15/23	Evan Mobley w/30+ pts	1-0	0-0	1-0 vs. MIL 1/21/23
Opp under 50 pts 1st half	14-1	5-4	19-5 vs. SAS 2/13/23	Cavaliers w/25+ asts	13-2	9-8	22-10 vs. CHI 2/11/23	Evan Mobley w/25+ pts	1-0	1-1	2-1 @ NOP 2/10/23
Cavaliers 50+ pts 1st half	22-4	13-13	35-17 vs. SAS 2/13/23	Opp w/25+ asts	9-4	3-8	12-12 vs. SAS 2/13/23	Evan Mobley w/20+ pts	4-0	3-5	7-5 @ PHI 2/15/23
Opp 50+ pts 1st half	11-5	8-13	19-18 @ PHI 2/15/23	Cavaliers w/30+ asts	6-1	3-1	9-2 vs. DET 2/8/23	Evan Mobley w/15+ pts	15-3	8-10	23-13 @ PHI 2/15/23
Cavaliers 60+ pts in 1st half	11-0	8-5	19-5 vs. SAS 2/13/23	Opp w/30+ asts	1-1	0-1	1-2 vs. IND 12/16/22	Evan Mobley w/10+ pts	20-5	11-16	31-21 @ PHI 2/15/23
Opp 60+ pts in 1st half	4-4	2-8	6-12 @ PHI 2/15/23	Cavaliers asts >= Opp asts	15-2	10-8	25-10 @ NOP 2/10/23	Evan Mobley w/10+ FTA	0-0	1-0	1-0 @ HOU 1/26/23
Cavaliers lead by 10+ pts	22-1	11-7	33-8 vs. SAS 2/13/23	Opp asts >= Cavaliers asts	8-4	2-8	10-12 @ PHI 2/15/23	Evan Mobley w/15+ REB	1-0	0-2	1-2 @ MEM 1/18/23
Opp leads by 10+ pts	8-5	4-14	12-19 @ PHI 2/15/23	Cavaliers w/12 or fewer TOs	13-2	6-10	19-12 @ PHI 2/15/23	Evan Mobley w/10+ REB	7-1	5-6	12-7 @ NOP 2/10/23
Games decided by 10+ points	17-2	9-6	26-8 @ NOP 2/10/23	Opp w/12 or fewer TOs	4-0	2-8	6-8 @ PHI 2/15/23	Evan Mobley w/3+ stls	0-0	1-1	1-1 @ NOP 2/10/23
Games decided by 4-9 points	5-3	3-5	8-8 @ PHI 2/15/23	Cavaliers w/20+ TOs	1-0	1-0	2-0 @ CHI 12/31/22	Evan Mobley w/double-double	6-0	5-6	11-6 @ NOP 2/10/23
Games decided by 3 or less points	3-1	1-6	4-7 vs. MIA 1/31/23	Opp w/20+ TOs	1-0	1-1	2-1 vs. CHI 2/11/23	Donovan Mitchell w/55+ pts	1-0	0-0	1-0 vs. CHI 1/2/23
Both teams score 100+ pts	14-4	6-14	20-18 @ PHI 2/15/23	Cavaliers TO >= Opp TO	8-1	4-7	12-8 @ WAS 2/6/23	Donovan Mitchell w/50+ pts	1-0	0-0	1-0 vs. CHI 1/2/23
Both teams under 100 pts	2-0	0-1	2-1 vs. CHI 2/11/23	Opp TO >= Cavaliers TO	15-4	8-10	23-14 @ PHI 2/15/23	Donovan Mitchell w/45+ pts	1-0	0-1	1-1 @ UTA 1/10/23
Cavaliers score under 100 pts	2-2	0-3	2-5 vs. CHI 2/11/23	Cavaliers w/50+ REB	4-0	1-0	5-0 vs. DET 2/8/23	Donovan Mitchell w/40+ pts	4-0	1-1	5-1 vs. SAS 2/13/23
Opp scores under 100 pts	11-0	7-1	18-1 vs. CHI 2/11/23	Opp w/50+ REB	2-0	0-3	2-3 @ UTA 1/10/23	Donovan Mitchell w/35+ pts	7-0	1-2	8-2 vs. SAS 2/13/23
Cavaliers score 100+ pts	23-4	13-14	36-18 @ PHI 2/15/23	Cavaliers REB >= Opp REB	15-0	12-7	27-7 vs. SAS 2/13/23	Donovan Mitchell w/30+ pts	10-0	6-5	16-5 @ PHI 2/15/23
Opp scores 100+ pts	14-6	6-16	20-22 @ PHI 2/15/23	Opp REB >= Cavaliers REB	9-6	1-10	10-16 @ PHI 2/15/23	Donovan Mitchell w/20+ pts	16-0	9-12	25-12 @ PHI 2/15/23
Cavaliers score 110+ pts	20-3	10-7	30-10 @ PHI 2/15/23	Cavaliers w/10+ more REB than Opp	6-0	4-3	10-3 vs. DET 2/8/23	Donovan Mitchell w/10+ REB	1-0	0-1	1-1 vs. CHI 2/11/23
Opp scores 110+ pts	5-4	2-12	7-16 @ PHI 2/15/23	Opp w/10+ more REB than CLE	1-2	1-3	2-5 vs. LAC 1/29/23	Donovan Mitchell w/10+ asts	2-0	0-0	2-0 vs. CHI 1/2/23
Cavaliers tied or lead after the 3rd qtr	19-2	11-5	30-7 vs. SAS 2/13/23	Cavaliers w/10+ stls	4-0	1-0	5-0 vs. MEM 2/2/23	Donovan Mitchell w/3+ 3FGM	15-3	5-9	20-12 @ PHI 2/15/23
Opp tied or lead after the 3rd qtr	18-1	9-8	27-9 vs. SAS 2/13/23	Opp w/10+ stls	3-2	3-4	6-6 vs. SAS 2/13/23	Donovan Mitchell w/3+ stls	3-2	1-2	4-4 vs. MIA 1/31/23
Cavaliers tied or lead at halftime	20-1	9-6	29-7 vs. SAS 2/13/23	2+ Cavaliers w/double-double	11-0	7-5	18-5 vs. CHI 2/11/23	Donovan Mitchell w/double-double	3-0	0-1	3-1 vs. CHI 2/11/23
Opp tied or lead at halftime	6-4	2-12	8-16 @ PHI 2/15/23	2+ Opp w/double-double	6-2	2-3	8-5 @ PHI 2/15/23	Isaac Okoro w/20+ pts	0-0	1-0	1-0 @ IND 2/5/23
Cavaliers trailing after the 3rd qtr	7-5	4-9	11-14 @ PHI 2/15/23	3+ Cavaliers w/double-double	2-0	0-0	2-0 vs. MEM 2/2/23	Isaac Okoro w/15+ pts	0-1	1-1	1-2 @ IND 2/5/23
Opp trailing after the 3rd qtr	5-5	4-11	9-16 @ PHI 2/15/23	3+ Opp w/double-double	0-1	0-0	0-1 vs. MIN 11/13/22	Isaac Okoro w/10+ pts	6-1	5-3	11-4 @ WAS 2/6/23
Cavaliers trailing after 1st qtr	2-2	6-0	8-2 @ NOP 2/10/23	Cavaliers P1TP >= Opp P1TP	16-5	8-13	24-18 @ PHI 2/15/23	Isaac Okoro w/3+ 3FGM	0-0	2-1	2-1 @ IND 2/5/23
Opp trailing after 1st qtr	6-0	1-3	7-3 vs. CHI 2/11/23	Opp P1TP >= Cavaliers P1TP	7-1	5-3	12-4 vs. CHI 2/11/23	Isaac Okoro w/3+ stls	2-0	0-1	2-1 vs. MEM 2/2/23
1st game Back-to-Back	17-3	6-12	23-15 @ PHI 2/15/23	Cavaliers 2CP >= Opp 2CP	14-3	8-5	22-8 vs. CHI 2/11/23	Jarrett Allen w/20+ pts	9-0	4-2	13-2 vs. CHI 2/11/23
Opp 1st game Back-to-Back	8-3	7-4	15-7 vs. MEM 2/2/23	Opp 2CP >= Cavaliers 2CP	7-3	4-10	11-13 vs. SAS 2/13/23	Jarrett Allen w/15+ pts	15-0	6-5	21-5 vs. SAS 2/13/23
1st game after a win	5-1	1-3	6-4 vs. SAS 2/13/23	Cavaliers FB Pts >= Opp FB Pts	10-2	6-10	16-12 @ PHI 2/15/23	Jarrett Allen w/10+ pts	17-3	10-12	27-15 @ PHI 2/15/23
Opp 1st game after a win	1-1	0-2	1-3 vs. MIA 1/31/23	Opp FB Pts >= Cavaliers FB Pts	14-4	7-6	21-10 vs. CHI 2/11/23	Jarrett Allen w/10+ FTA	1-0	0-0	1-0 vs. OKC 12/10/22
1st game after a loss	7-0	1-5	8-5 @ PHI 2/15/23					Jarrett Allen w/15+ REB	3-0	0-1	3-1 vs. DET 2/8/23
On Monday	1-0	2-1	3-1 vs. MEM 2/2/23					Jarrett Allen w/10+ REB	16-2	8-4	24-6 vs. SAS 2/13/23
On Tuesday	3-3	3-4	6-7 @ NOP 2/10/23					Jarrett Allen w/3+ stls	1-0	1-0	2-0 @ HOU 1/26/23
On Wednesday	4-0	2-1	6-1 vs. CHI 2/11/23					Jarrett Allen w/double-double	13-2	7-4	20-6 vs. SAS 2/13/23
On Thursday	4-1	4-1	8-2 @ IND 2/5/23								
On Friday	5-2	3-6	8-8 vs. MIA 1/31/23								
On Saturday	4-0	3-1	7-1 @ PHI 2/15/23								
On Sunday	3-0	2-1	5-1 vs. NYK 10/30/22								
January	6-1	3-6	9-7 vs. PHI 11/30/22								
February	7-3	2-3	9-6 @ CHI 12/31/22								
October											
November											
December											





2022-23 REGULAR SEASON GAME-BY-GAME STATS

DATE	GAME	W/L	FG	FGA	PCT	3FG	3FGA	PCT	FT	FTA	PCT	OR	DR	REB	AST	PF	ST	TO	BS	PTS
10/19	Cavaliers	L	38	77	0.494	10	28	0.357	19	23	0.826	6	32	38	25	21	5	17	5	105
19,800	at Raptors		36	86	0.419	13	30	0.433	23	32	0.719	12	29	41	19	23	15	13	4	108
10/22	Cavaliers	W	48	85	0.565	16	27	0.593	16	18	0.889	8	40	48	32	17	4	18	5	128
21,089	at Bulls		34	84	0.405	7	29	0.241	21	25	0.840	10	25	35	19	19	12	10	7	96
10/23	Cavaliers	W	41	96	0.427	13	33	0.394	22	25	0.880	16	32	48	19	20	10	13	5	117
19,432	vs. Wizards		43	87	0.494	12	28	0.429	9	15	0.600	4	31	35	25	24	9	20	4	107
10/26	Cavaliers	W	36	87	0.414	10	33	0.303	21	30	0.700	12	31	43	25	22	6	13	3	103
	vs. Magic		35	81	0.432	6	24	0.250	16	21	0.762	10	33	43	19	29	6	17	6	92
10/28	Cavaliers	W	45	87	0.517	16	35	0.457	26	34	0.765	9	33	42	18	28	5	16	2	132
19,156	at Celtics		42	82	0.512	13	33	0.394	26	32	0.813	5	29	34	28	27	9	19	2	123
10/30	Cavaliers	W	41	89	0.461	23	50	0.460	16	19	0.842	10	33	43	33	22	3	14	5	121
19,432	vs. Knicks		45	92	0.489	10	27	0.370	8	16	0.500	12	33	45	26	25	9	14	2	108
11/2	Cavaliers	W	42	100	0.420	11	39	0.282	19	24	0.792	9	42	51	24	23	6	11	4	114
19,432	vs. Celtics		38	93	0.409	11	41	0.268	26	27	0.963	8	44	52	26	24	5	14	9	113
11/4	Cavaliers	W	44	81	0.543	11	26	0.423	13	16	0.813	10	37	47	30	15	5	19	13	112
18,744	at Pistons		31	83	0.373	13	37	0.351	13	15	0.867	9	25	34	16	22	10	19	6	88
11/6	Cavaliers	W	37	84	0.440	8	32	0.250	32	36	0.889	9	39	48	19	20	7	14	6	114
18,997	at Lakers		40	87	0.460	8	27	0.296	12	21	0.571	10	33	43	24	26	4	17	4	100
11/7	Cavaliers	L	43	83	0.518	16	33	0.485	15	21	0.714	10	38	48	29	21	6	17	2	117
16,516	at Clippers		40	79	0.506	17	38	0.447	22	28	0.786	4	27	31	19	19	8	9	2	119
11/9	Cavaliers	L	46	86	0.535	11	26	0.423	17	20	0.850	12	30	42	24	23	4	18	1	120
13,816	at Kings		40	76	0.526	17	39	0.436	30	35	0.857	2	22	24	30	20	12	9	4	127
11/11	Cavaliers	L	37	92	0.402	8	30	0.267	19	26	0.731	14	32	46	25	17	6	13	3	101
18,064	at Warriors		40	82	0.488	15	36	0.417	11	14	0.786	8	36	44	29	27	5	15	3	106
11/13	Cavaliers	L	40	89	0.449	17	34	0.500	27	39	0.692	16	24	40	22	22	6	10	1	124
19,432	vs. Timberwolves		46	82	0.561	12	24	0.500	25	34	0.735	11	36	47	30	30	5	13	4	129
11/16	Cavaliers	L	36	84	0.429	12	28	0.429	14	17	0.824	6	28	34	22	18	7	8	7	98
17,341	at Bucks		41	86	0.477	16	39	0.410	15	27	0.556	13	39	52	26	16	5	14	6	113
11/18	Cavaliers	W	49	92	0.533	8	28	0.286	26	32	0.813	7	43	50	25	25	8	20	8	132
19,432	vs. Hornets		44	110	0.400	14	44	0.318	20	24	0.833	17	36	53	24	33	11	16	6	122
11/20	Cavaliers	W	44	83	0.530	13	37	0.351	12	16	0.750	13	36	49	31	23	7	20	1	113
19,432	vs. Heat		31	80	0.388	6	31	0.194	19	22	0.864	11	19	30	17	16	6	16	3	87
11/21	Cavaliers	W	42	70	0.600	10	19	0.526	20	23	0.870	3	34	37	24	17	8	20	3	114
19,432	vs. Hawks		38	87	0.437	11	34	0.324	15	17	0.882	10	25	35	24	21	11	17	3	102
11/23	Cavaliers	W	41	74	0.554	12	27	0.444	20	23	0.870	11	28	39	22	14	4	17	4	114
19,432	vs. Trail Blazers		35	78	0.449	13	31	0.419	13	13	1.000	11	21	32	28	24	9	17	4	96
11/25	Cavaliers	L	34	87	0.391	12	33	0.364	22	26	0.846	10	31	41	12	17	9	9	2	102
17,447	at Bucks		42	83	0.506	15	32	0.469	18	25	0.720	8	35	43	27	22	4	13	9	117
11/27	Cavaliers	W	33	77	0.429	8	28	0.286	28	33	0.848	10	31	41	14	20	3	14	4	102
18,240	at Pistons		36	79	0.456	8	28	0.286	14	26	0.538	7	29	36	14	26	9	16	6	94
11/28	Cavaliers	L	34	90	0.378	7	38	0.184	13	16	0.813	13	34	47	21	18	7	10	3	88
19,800	at Raptors		37	84	0.440	12	28	0.429	14	17	0.824	7	38	45	23	17	4	12	5	100
11/30	Cavaliers	W	45	74	0.608	15	29	0.517	8	10	0.800	6	34	40	28	13	10	19	3	113
19,432	vs. 76ers		32	77	0.416	6	26	0.231	15	18	0.833	7	23	30	19	11	7	16	1	85
12/2	Cavaliers	W	41	84	0.488	16	42	0.381	9	9	1.000	5	28	33	22	14	7	13	5	107
19,432	vs. Magic		40	81	0.494	8	23	0.348	8	12	0.667	11	29	40	19	13	6	18	4	96
12/4	Cavaliers	L	29	83	0.349	8	35	0.229	15	20	0.750	8	31	39	17	15	7	19	6	81
19,007	at Knicks		35	86	0.407	5	29	0.172	17	21	0.810	14	40	54	17	16	6	21	3	92
12/6	Cavaliers	W	48	93	0.516	7	27	0.259	13	17	0.765	9	35	44	25	20	11	8	3	116
19,432	vs. Lakers		38	89	0.427	6	36	0.167	20	24	0.833	14	29	43	16	13	4	16	6	102
12/9	Cavaliers	L	34	79	0.430	10	30	0.333	17	22	0.773	8	28	36	20	23	7	20	4	95
19,432	vs. Kings		35	66	0.530	16	33	0.485	20	32	0.625	5	33	38	21	22	11	19	5	106
12/10	Cavaliers	W	40	85	0.471	12	32	0.375	18	26	0.692	12	36	48	25	14	6	13	4	110
19,432	vs. Thunder		38	83	0.458	10	29	0.345	16	20	0.800	7	33	40	25	26	8	11	6	102
12/12	Cavaliers	L	45	92	0.489	5	23	0.217	16	17	0.941	15	29	44	21	13	7	15	7	111
13,434	at Spurs		46	97	0.474	9	27	0.333	11	16	0.688	19	27	46	25	19	6	13	2	112
12/14	Cavaliers	W	41	78	0.526	8	24	0.333	15	19	0.789	5	38	43	26	20	5	9	2	105
20,093	at Mavericks		29	74	0.392	13	38	0.342	19	26	0.731	6	27	33	17	15	2	13	3	90
12/16	Cavaliers	W	38	76	0.500	14	31	0.452	28	32	0.875	6	28	34	23	15	6	10	2	118
19,432	vs. Pacers		42	80	0.525	11	36	0.306	17	19	0.895	5	28	33	34	22	6	10	4	112
12/17	Cavaliers	W	40	94	0.426	7	36	0.194	13	22	0.591	9	42	51	23	24	6	13	5	100
19,432	vs. Mavericks		36	88	0.409	15	49	0.306	12	19	0.632	5	40	45	19	20	5	12	6	99
12/19	Cavaliers	W	43	70	0.614	15	26	0.577	21	26	0.808	4	41	45	24	20	5	23	4	122
19,432	vs. Jazz		36	93	0.387	10	34	0.294	17	23	0.739	15	20	35	19	22	9	14	2	99
12/21	Cavaliers	W	41	85	0.482	10	32	0.313	22	28	0.786	9	28	37	22	21	8	10	3	114
19,432	vs. Bucks		39	83	0.470	13	30	0.433	15	22	0.682	13	33	46	20	23	7	21	5	106
12/23	Cavaliers	L	39	76	0.513	11	33	0.333	18	30	0.600	6	29	35	27	17	9	15	4	107
19,432	vs. Raptors		42	84	0.500	19	37	0.514	15	18	0.833	11	34	45	25	20	10	19	2	118
12/26	Cavaliers	L	39	82	0.476	13	36	0.361	26	30	0.867	10	23	33	21	14	8	12	3	117
19,432	vs. Nets		47	82	0.573	18	30	0.600	13	17	0.765	7	31	38	27	25	7	17	4	125
12/29	Cavaliers	L	50	96	0.521	12	28	0.429	14	20	0.700	17	27	44	29	17	7	11	4	126
17,274	at Pacers		48	85	0.565	19	31	0.613	20	21	0.952	4	28	32	28	18	6	9	8	135
12/31	Cavaliers	W	39	85	0.459	13	38	0.342	12	19	0.632	15	35	50	20	18	9	21	5	103
21,524	at Bulls		39	81	0.481	7	21	0.333	17	24	0.708	9	31	40	14	15	15	15	6	102
1/2	Cavaliers	W	48	92	0.522	16	46	0.348	33	45	0.733	13	34	47	27	27				



DATE	GAME	W/L	FG	FGA	PCT	3FG	3FGA	PCT	FT	FTA	PCT	OR	DR	REB	AST	PF	ST	TO	BS	PTS
1/12	Cavaliers at Trail Blazers	W	44	89	0.494	7	22	0.318	24	31	0.774	12	32	44	28	19	6	11	1	119
18,105			40	78	0.513	11	33	0.333	22	29	0.759	5	31	36	17	27	6	17	4	113
1/14	Cavaliers at Timberwolves	L	37	76	0.487	8	28	0.286	20	23	0.870	8	32	40	24	17	5	18	2	102
17,136			45	80	0.563	9	28	0.321	11	15	0.733	4	27	31	22	21	10	15	5	110
1/16	Cavaliers vs. Pelicans	W	39	80	0.488	9	28	0.321	26	33	0.788	13	30	43	22	19	5	15	4	113
19,432			38	75	0.507	10	27	0.370	17	22	0.773	3	25	28	26	23	9	17	1	103
1/18	Cavaliers at Grizzlies	L	42	82	0.512	16	35	0.457	14	21	0.667	11	36	47	29	17	4	19	7	114
16,892			44	97	0.454	11	34	0.324	16	22	0.727	15	27	42	22	19	10	8	7	115
1/20	Cavaliers vs. Warriors	L	42	84	0.500	14	33	0.424	16	19	0.842	10	25	35	24	15	7	15	8	114
19,432			42	86	0.488	23	43	0.535	13	19	0.684	14	31	45	25	19	9	18	4	120
1/21	Cavaliers vs. Bucks	W	48	86	0.558	7	22	0.318	11	17	0.647	9	32	41	33	13	9	9	3	114
19,432			39	86	0.453	14	39	0.359	10	11	0.909	7	29	36	24	17	3	16	6	102
1/24	Cavaliers at Knicks	L	40	87	0.460	12	33	0.364	11	16	0.688	10	31	41	29	19	8	12	4	103
19,812			37	75	0.493	17	33	0.515	14	21	0.667	9	33	42	25	18	4	17	3	105
1/26	Cavaliers at Rockets	W	40	87	0.460	15	36	0.417	18	22	0.818	11	25	36	29	16	10	4	4	113
16,327			39	76	0.513	5	21	0.238	12	20	0.600	10	36	46	24	20	5	22	6	95
1/27	Cavaliers at Thunder	L	39	88	0.443	8	29	0.276	14	18	0.778	11	26	37	27	21	9	10	5	100
16,236			40	76	0.526	10	18	0.556	22	25	0.880	10	36	46	19	17	5	15	2	112
1/29	Cavaliers vs. Clippers	W	44	78	0.564	20	33	0.606	14	19	0.737	4	31	35	35	23	9	13	7	122
19,432			37	89	0.416	2	19	0.105	23	27	0.852	15	30	45	17	19	6	15	0	99
1/31	Cavaliers vs. Heat	L	40	83	0.482	11	40	0.275	6	12	0.500	5	34	39	32	20	9	13	6	97
19,432			34	78	0.436	14	31	0.452	18	25	0.720	9	36	45	21	17	7	15	3	100
2/2	Cavaliers vs. Grizzlies	W	49	91	0.538	14	29	0.483	16	22	0.727	9	32	41	33	17	12	16	7	128
19,432			41	87	0.471	10	23	0.435	21	22	0.955	11	33	44	22	23	8	18	5	113
2/5	Cavaliers at Pacers	W	46	88	0.523	15	37	0.405	15	16	0.938	8	38	46	33	20	7	13	5	122
17,274			40	92	0.435	8	32	0.250	15	22	0.682	12	30	42	28	20	3	13	6	103
2/6	Cavaliers at Wizards	W	44	78	0.564	12	29	0.414	14	20	0.700	7	36	43	26	15	9	17	6	114
16,744			35	82	0.427	6	28	0.214	15	19	0.789	7	30	37	20	18	8	14	5	91
2/8	Cavaliers vs. Pistons	W	43	87	0.494	6	26	0.231	21	25	0.840	13	37	50	30	16	8	13	4	113
19,432			30	81	0.370	8	32	0.250	17	18	0.944	9	23	32	19	21	8	14	6	85
2/10	Cavaliers at Pelicans	W	48	85	0.565	10	28	0.357	12	15	0.800	12	29	41	28	22	9	14	5	118
16,398			39	82	0.476	9	24	0.375	20	25	0.800	11	23	34	25	18	8	14	3	107
2/11	Cavaliers vs. Bulls	W	36	86	0.419	9	35	0.257	16	19	0.842	10	29	39	26	15	9	13	4	97
19,432			36	74	0.486	5	21	0.238	12	15	0.800	6	38	44	27	22	7	23	3	89
2/13	Cavaliers vs. Spurs	W	44	78	0.564	9	28	0.321	20	25	0.800	11	25	36	21	16	8	14	6	117
19,432			43	85	0.506	8	21	0.381	15	20	0.750	11	24	35	27	21	10	18	1	109
2/15	Cavaliers at 76ers	L	41	82	0.500	10	30	0.333	20	25	0.800	10	25	35	23	17	7	8	5	112
21,134			39	78	0.500	13	27	0.481	27	29	0.931	8	30	38	24	22	7	12	4	118
2/23	Cavaliers vs. Nuggets	--	--	--	--	--	--	--	--	--	--	--	--	--	--	--	--	--	--	--
2/24	Cavaliers at Hawks	--	--	--	--	--	--	--	--	--	--	--	--	--	--	--	--	--	--	--
2/26	Cavaliers vs. Raptors	--	--	--	--	--	--	--	--	--	--	--	--	--	--	--	--	--	--	--
3/1	Cavaliers at Celtics	--	--	--	--	--	--	--	--	--	--	--	--	--	--	--	--	--	--	--
3/4	Cavaliers vs. Pistons	--	--	--	--	--	--	--	--	--	--	--	--	--	--	--	--	--	--	--
3/6	Cavaliers vs. Celtics	--	--	--	--	--	--	--	--	--	--	--	--	--	--	--	--	--	--	--
3/8	Cavaliers at Heat	--	--	--	--	--	--	--	--	--	--	--	--	--	--	--	--	--	--	--
3/10	Cavaliers at Heat	--	--	--	--	--	--	--	--	--	--	--	--	--	--	--	--	--	--	--
3/12	Cavaliers at Hornets	--	--	--	--	--	--	--	--	--	--	--	--	--	--	--	--	--	--	--
3/14	Cavaliers at Hornets	--	--	--	--	--	--	--	--	--	--	--	--	--	--	--	--	--	--	--
3/15	Cavaliers vs. 76ers	--	--	--	--	--	--	--	--	--	--	--	--	--	--	--	--	--	--	--
3/17	Cavaliers vs. Wizards	--	--	--	--	--	--	--	--	--	--	--	--	--	--	--	--	--	--	--
3/21	Cavaliers at Nets	--	--	--	--	--	--	--	--	--	--	--	--	--	--	--	--	--	--	--
3/23	Cavaliers at Nets	--	--	--	--	--	--	--	--	--	--	--	--	--	--	--	--	--	--	--
3/26	Cavaliers vs. Rockets	--	--	--	--	--	--	--	--	--	--	--	--	--	--	--	--	--	--	--
3/28	Cavaliers at Hawks	--	--	--	--	--	--	--	--	--	--	--	--	--	--	--	--	--	--	--
3/31	Cavaliers vs. Knicks	--	--	--	--	--	--	--	--	--	--	--	--	--	--	--	--	--	--	--
4/2	Cavaliers vs. Pacers	--	--	--	--	--	--	--	--	--	--	--	--	--	--	--	--	--	--	--
4/4	Cavaliers at Magic	--	--	--	--	--	--	--	--	--	--	--	--	--	--	--	--	--	--	--
4/6	Cavaliers at Magic	--	--	--	--	--	--	--	--	--	--	--	--	--	--	--	--	--	--	--
4/9	Cavaliers vs. Hornets	--	--	--	--	--	--	--	--	--	--	--	--	--	--	--	--	--	--	--
	TOTALS	61	2,514	5,145	0.489	698	1,921	0.363	1,091	1,403	0.778	590	1,966	2,556	1,520	1,137	428	846	268	6,817
	OPPONENTS	61	2,371	5,095	0.465	688	1,881	0.366	1,044	1,347	0.775	565	1,885	2,450	1,389	1,278	447	923	254	6,474





DATE	OPPONENT	FORWARD	FORWARD	CENTER	GUARD	GUARD	SCORE	W/L
10/19/2022	@ Toronto	#45 Donovan Mitchell	#4 Evan Mobley	#31 Jarrett Allen	#10 Darius Garland	#3 Caris LeVert	108-105	L
10/22/2022	@ Chicago	#3 Caris LeVert	#4 Evan Mobley	#31 Jarrett Allen	#45 Donovan Mitchell	#35 Isaac Okoro	128-96	W
10/23/2022	vs. Washington	#3 Caris LeVert	#4 Evan Mobley	#31 Jarrett Allen	#45 Donovan Mitchell	#35 Isaac Okoro	117-107	W
10/26/2022	vs. Orlando	#32 Dean Wade	#4 Evan Mobley	#31 Jarrett Allen	#45 Donovan Mitchell	#3 Caris LeVert	103-92	W
10/28/2022	@ Boston	#32 Dean Wade	#4 Evan Mobley	#31 Jarrett Allen	#45 Donovan Mitchell	#3 Caris LeVert	132-123	W
10/30/2022	vs. New York	#32 Dean Wade	#4 Evan Mobley	#31 Jarrett Allen	#45 Donovan Mitchell	#3 Caris LeVert	121-108	W
11/02/2022	vs. Boston	#3 Caris LeVert	#4 Evan Mobley	#31 Jarrett Allen	#10 Darius Garland	#45 Donovan Mitchell	114-113	W
11/04/2022	@ Detroit	#32 Dean Wade	#4 Evan Mobley	#31 Jarrett Allen	#35 Isaac Okoro	#3 Caris LeVert	112-88	W
11/06/2022	@ LA Lakers	#3 Caris LeVert	#4 Evan Mobley	#31 Jarrett Allen	#10 Darius Garland	#45 Donovan Mitchell	114-100	W
11/07/2022	@ LA Clippers	#3 Caris LeVert	#4 Evan Mobley	#31 Jarrett Allen	#10 Darius Garland	#45 Donovan Mitchell	119-117	L
11/09/2022	@ Sacramento	#3 Caris LeVert	#4 Evan Mobley	#31 Jarrett Allen	#10 Darius Garland	#45 Donovan Mitchell	127-120	L
11/11/2022	@ Golden State	#3 Caris LeVert	#4 Evan Mobley	#31 Jarrett Allen	#10 Darius Garland	#45 Donovan Mitchell	106-101	L
11/13/2022	vs. Minnesota	#8 Lamar Stevens	#0 Kevin Love	#4 Evan Mobley	#10 Darius Garland	#3 Caris LeVert	129-124	L
11/16/2022	@ Milwaukee	#3 Caris LeVert	#8 Lamar Stevens	#4 Evan Mobley	#10 Darius Garland	#45 Donovan Mitchell	113-98	L
11/18/2022	vs. Charlotte	#8 Lamar Stevens	#4 Evan Mobley	#31 Jarrett Allen	#10 Darius Garland	#45 Donovan Mitchell	132-122	W
11/20/2022	vs. Miami	#8 Lamar Stevens	#4 Evan Mobley	#31 Jarrett Allen	#10 Darius Garland	#45 Donovan Mitchell	113-87	W
11/21/2022	vs. Atlanta	#8 Lamar Stevens	#4 Evan Mobley	#31 Jarrett Allen	#10 Darius Garland	#45 Donovan Mitchell	114-102	W
11/23/2022	vs. Portland	#8 Lamar Stevens	#4 Evan Mobley	#31 Jarrett Allen	#10 Darius Garland	#45 Donovan Mitchell	114-96	W
11/25/2022	@ Milwaukee	#32 Dean Wade	#4 Evan Mobley	#31 Jarrett Allen	#10 Darius Garland	#45 Donovan Mitchell	117-102	L
11/27/2022	@ Detroit	#32 Dean Wade	#4 Evan Mobley	#33 Robin Lopez	#45 Donovan Mitchell	#10 Darius Garland	102-94	W
11/28/2022	@ Toronto	#35 Isaac Okoro	#32 Dean Wade	#4 Evan Mobley	#10 Darius Garland	#45 Donovan Mitchell	100-88	L
11/30/2022	vs. Philadelphia	#32 Dean Wade	#21 Mamadi Diakite	#4 Evan Mobley	#10 Darius Garland	#45 Donovan Mitchell	113-85	W
12/02/2022	vs. Orlando	#8 Lamar Stevens	#32 Dean Wade	#4 Evan Mobley	#10 Darius Garland	#45 Donovan Mitchell	107-96	W
12/04/2022	@ New York	#21 Mamadi Diakite	#8 Lamar Stevens	#4 Evan Mobley	#45 Donovan Mitchell	#10 Darius Garland	92-81	L
12/06/2022	vs. LA Lakers	#8 Lamar Stevens	#4 Evan Mobley	#31 Jarrett Allen	#10 Darius Garland	#45 Donovan Mitchell	116-102	W
12/09/2022	vs. Sacramento	#8 Lamar Stevens	#4 Evan Mobley	#31 Jarrett Allen	#10 Darius Garland	#3 Caris LeVert	106-95	L
12/10/2022	vs. Oklahoma City	#8 Lamar Stevens	#4 Evan Mobley	#31 Jarrett Allen	#10 Darius Garland	#3 Caris LeVert	110-102	W
12/12/2022	@ San Antonio	#8 Lamar Stevens	#4 Evan Mobley	#31 Jarrett Allen	#10 Darius Garland	#45 Donovan Mitchell	112-111	L
12/14/2022	@ Dallas	#8 Lamar Stevens	#4 Evan Mobley	#31 Jarrett Allen	#10 Darius Garland	#45 Donovan Mitchell	105-90	W
12/16/2022	vs. Indiana	#8 Lamar Stevens	#4 Evan Mobley	#31 Jarrett Allen	#10 Darius Garland	#45 Donovan Mitchell	118-112	W
12/17/2022	vs. Dallas	#35 Isaac Okoro	#4 Evan Mobley	#31 Jarrett Allen	#10 Darius Garland	#45 Donovan Mitchell	100-99	W
12/19/2022	vs. Utah	#35 Isaac Okoro	#4 Evan Mobley	#31 Jarrett Allen	#10 Darius Garland	#45 Donovan Mitchell	122-99	W
12/21/2022	vs. Milwaukee	#35 Isaac Okoro	#4 Evan Mobley	#31 Jarrett Allen	#10 Darius Garland	#45 Donovan Mitchell	114-106	W
12/23/2022	vs. Toronto	#35 Isaac Okoro	#4 Evan Mobley	#31 Jarrett Allen	#10 Darius Garland	#45 Donovan Mitchell	118-107	L
12/26/2022	vs. Brooklyn	#8 Lamar Stevens	#4 Evan Mobley	#31 Jarrett Allen	#10 Darius Garland	#45 Donovan Mitchell	125-117	L
12/29/2022	@ Indiana	#8 Lamar Stevens	#4 Evan Mobley	#31 Jarrett Allen	#10 Darius Garland	#45 Donovan Mitchell	135-126	L
12/31/2022	@ Chicago	#8 Lamar Stevens	#0 Kevin Love	#31 Jarrett Allen	#3 Caris LeVert	#45 Donovan Mitchell	103-102	W
01/02/2023	vs. Chicago	#8 Lamar Stevens	#0 Kevin Love	#31 Jarrett Allen	#45 Donovan Mitchell	#3 Caris LeVert	145-134	W
01/04/2023	vs. Phoenix	#35 Isaac Okoro	#4 Evan Mobley	#31 Jarrett Allen	#45 Donovan Mitchell	#3 Caris LeVert	90-88	W
01/06/2023	@ Denver	#35 Isaac Okoro	#4 Evan Mobley	#31 Jarrett Allen	#10 Darius Garland	#3 Caris LeVert	121-108	L
01/08/2023	@ Phoenix	#35 Isaac Okoro	#4 Evan Mobley	#31 Jarrett Allen	#10 Darius Garland	#45 Donovan Mitchell	112-98	W
01/10/2023	@ Utah	#35 Isaac Okoro	#4 Evan Mobley	#31 Jarrett Allen	#10 Darius Garland	#45 Donovan Mitchell	116-114	L
01/12/2023	@ Portland	#35 Isaac Okoro	#4 Evan Mobley	#31 Jarrett Allen	#10 Darius Garland	#45 Donovan Mitchell	119-113	W
01/14/2023	@ Minnesota	#35 Isaac Okoro	#4 Evan Mobley	#31 Jarrett Allen	#10 Darius Garland	#45 Donovan Mitchell	110-102	L
01/16/2023	vs. New Orleans	#35 Isaac Okoro	#4 Evan Mobley	#31 Jarrett Allen	#10 Darius Garland	#45 Donovan Mitchell	113-103	W
01/18/2023	@ Memphis	#35 Isaac Okoro	#4 Evan Mobley	#31 Jarrett Allen	#10 Darius Garland	#3 Caris LeVert	115-114	L
01/20/2023	vs. Golden State	#35 Isaac Okoro	#4 Evan Mobley	#31 Jarrett Allen	#10 Darius Garland	#3 Caris LeVert	120-114	L
01/21/2023	vs. Milwaukee	#35 Isaac Okoro	#4 Evan Mobley	#31 Jarrett Allen	#10 Darius Garland	#3 Caris LeVert	114-102	W
01/24/2023	@ New York	#4 Evan Mobley	#35 Isaac Okoro	#31 Jarrett Allen	#45 Donovan Mitchell	#10 Darius Garland	105-103	L
01/26/2023	@ Houston	#4 Evan Mobley	#35 Isaac Okoro	#31 Jarrett Allen	#10 Darius Garland	#3 Caris LeVert	113-95	W
01/27/2023	@ Oklahoma City	#35 Isaac Okoro	#4 Evan Mobley	#31 Jarrett Allen	#10 Darius Garland	#3 Caris LeVert	112-100	L
01/29/2023	vs. LA Clippers	#35 Isaac Okoro	#4 Evan Mobley	#31 Jarrett Allen	#10 Darius Garland	#45 Donovan Mitchell	122-99	W
01/31/2023	vs. Miami	#35 Isaac Okoro	#31 Jarrett Allen	#10 Darius Garland	#45 Donovan Mitchell	#45 Donovan Mitchell	100-97	L
02/02/2023	vs. Memphis	#35 Isaac Okoro	#4 Evan Mobley	#31 Jarrett Allen	#10 Darius Garland	#45 Donovan Mitchell	128-113	W
02/05/2023	@ Indiana	#35 Isaac Okoro	#4 Evan Mobley	#31 Jarrett Allen	#10 Darius Garland	#45 Donovan Mitchell	122-103	W
02/06/2023	@ Washington	#35 Isaac Okoro	#4 Evan Mobley	#31 Jarrett Allen	#10 Darius Garland	#45 Donovan Mitchell	114-91	W
02/08/2023	vs. Detroit	#35 Isaac Okoro	#4 Evan Mobley	#31 Jarrett Allen	#19 Raul Neto	#3 Caris LeVert	113-85	W
02/10/2023	@ New Orleans	#35 Isaac Okoro	#4 Evan Mobley	#31 Jarrett Allen	#10 Darius Garland	#45 Donovan Mitchell	118-107	W
02/11/2023	vs. Chicago	#35 Isaac Okoro	#4 Evan Mobley	#31 Jarrett Allen	#10 Darius Garland	#45 Donovan Mitchell	97-89	W
02/13/2023	vs. San Antonio	#35 Isaac Okoro	#4 Evan Mobley	#31 Jarrett Allen	#10 Darius Garland	#45 Donovan Mitchell	117-109	W
02/15/2023	@ Philadelphia	#35 Isaac Okoro	#4 Evan Mobley	#31 Jarrett Allen	#10 Darius Garland	#45 Donovan Mitchell	118-112	L
02/23/2023	Denver	--	--	--	--	--	--	--
02/24/2023	at Atlanta	--	--	--	--	--	--	--
02/26/2023	Toronto	--	--	--	--	--	--	--
03/01/2023	at Boston	--	--	--	--	--	--	--
03/04/2023	Detroit	--	--	--	--	--	--	--
03/06/2023	Boston	--	--	--	--	--	--	--
03/08/2023	at Miami	--	--	--	--	--	--	--
03/10/2023	at Miami	--	--	--	--	--	--	--
03/12/2023	at Charlotte	--	--	--	--	--	--	--
03/14/2023	at Charlotte	--	--	--	--	--	--	--
03/15/2023	Philadelphia	--	--	--	--	--	--	--
03/17/2023	Washington	--	--	--	--	--	--	--
03/21/2023	at Brooklyn	--	--	--	--	--	--	--
03/23/2023	at Brooklyn	--	--	--	--	--	--	--
03/26/2023	Houston	--	--	--	--	--	--	--
03/28/2023	at Atlanta	--	--	--	--	--	--	--
03/31/2023	New York	--	--	--	--	--	--	--
04/02/2023	Indiana	--	--	--	--	--	--	--
04/04/2023	at Orlando	--	--	--	--	--	--	--
04/06/2023	at Orlando	--	--	--	--	--	--	--
04/09/2023	Charlotte	--	--	--	--	--	--	--





DATE	OPPONENT	W/L	CAVALIERS										OPPONENTS									
			BENCH PTS	AVG	IN THE PAINT	AVG	SECOND CHANCE	AVG	FAST BREAK	AVG	POINTS OFF TO	AVG	BENCH PTS	AVG	IN THE PAINT	AVG	SECOND CHANCE	AVG	FAST BREAK	AVG	POINTS OFF TO	AVG
10/19	at Toronto	L	33	33.0	52	52.0	4	4.0	7	7.0	20	20.0	18	18.0	36	36.0	18	18.0	20	20.0	25	25.0
10/22	at Chicago	W	56	44.5	58	55.0	12	8.0	22	14.5	14	17.0	33	25.5	42	39.0	8	13.0	6	13.0	22	23.5
10/23	Washington	W	43	44.0	48	52.7	24	13.3	15	14.7	28	20.7	36	29.0	54	44.0	14	13.3	15	13.7	19	22.0
10/26	Orlando	W	27	39.8	46	51.0	19	14.8	4	12.0	19	20.3	13	25.0	54	46.5	9	12.3	6	11.8	14	20.0
10/28	at Boston	W	15	34.8	48	50.4	14	14.6	12	12.0	24	21.0	27	25.4	54	48.0	9	11.6	15	12.4	13	18.6
10/30	New York	W	38	35.3	32	47.3	7	13.3	14	12.3	18	20.5	42	28.2	64	50.7	11	11.5	28	15.0	18	18.5
11/2	Boston	W	16	32.6	56	48.6	8	12.6	14	12.6	15	19.7	26	27.9	42	49.4	8	11.0	19	15.6	6	16.7
11/4	at Detroit	W	54	35.3	58	49.8	11	12.4	9	12.1	28	20.8	21	27.0	24	46.3	7	10.5	12	15.1	12	16.1
11/6	at LA Lakers	W	24	34.0	48	49.6	18	13.0	15	12.4	21	20.8	36	28.0	56	47.3	16	11.1	16	15.2	9	15.3
11/7	at LA Clippers	L	28	33.4	46	49.2	8	12.5	18	13.0	10	19.7	29	28.1	34	46.0	6	10.6	7	14.4	25	16.3
11/9	at Sacramento	L	19	32.1	64	50.5	15	12.7	0	11.8	8	18.6	43	29.5	40	45.5	9	10.5	8	13.8	18	16.5
11/11	at Golden State	L	13	30.5	52	50.7	17	13.1	9	11.6	18	18.6	28	29.3	42	45.2	4	9.9	16	14.0	11	16.0
11/13	Minnesota	L	27	30.2	42	50.0	22	13.8	4	11.0	13	18.2	36	29.8	54	45.8	6	9.6	16	14.2	19	16.2
11/16	at Milwaukee	L	20	29.5	36	49.0	6	13.2	6	10.6	16	18.0	45	30.9	36	45.1	21	10.4	15	14.2	6	15.5
11/18	Charlotte	W	13	28.4	64	50.0	14	13.3	2	10.1	16	17.9	17	30.0	54	45.7	22	11.2	19	14.5	35	16.8
11/20	Miami	W	41	29.2	50	50.0	13	13.3	12	10.2	28	18.5	25	29.7	40	45.4	11	11.2	6	14.0	23	17.2
11/21	Atlanta	W	33	29.4	52	50.1	10	13.1	15	10.5	23	18.8	29	29.6	42	45.2	6	10.9	20	14.4	26	17.7
11/23	Portland	W	10	28.3	48	50.0	12	13.0	7	10.3	24	19.1	20	29.1	44	45.1	12	10.9	21	14.7	20	17.8
11/25	at Milwaukee	L	37	28.8	42	49.6	14	13.1	21	10.8	19	19.1	36	29.5	40	44.8	14	11.1	22	15.1	12	17.5
11/27	at Detroit	W	26	28.7	50	49.6	7	12.8	6	10.6	22	19.2	35	29.8	54	45.3	14	11.3	10	14.9	13	17.3
11/28	at Toronto	L	34	28.9	52	49.7	17	13.0	19	11.0	14	19.0	34	30.0	40	45.0	7	11.0	18	15.0	5	16.7
11/30	Philadelphia	W	46	29.7	56	50.0	8	12.7	16	11.2	17	18.9	34	30.1	42	44.9	5	10.8	4	14.5	17	16.7
12/2	Orlando	W	28	29.6	44	49.7	12	12.7	12	11.3	21	19.0	29	30.1	54	45.3	12	10.8	13	14.4	12	16.5
12/4	at New York	L	22	29.3	40	49.3	5	12.4	19	11.6	15	18.8	27	30.0	56	45.8	17	11.1	10	14.3	18	16.6
12/6	LA Lakers	W	19	28.9	70	50.2	15	12.5	19	11.9	18	18.8	52	30.8	52	46.0	23	11.6	14	14.2	4	16.1
12/9	Sacramento	L	22	28.6	44	49.9	13	12.5	7	11.7	17	18.7	23	30.5	32	45.5	9	11.5	16	14.3	24	16.4
12/10	Oklahoma City	W	23	28.4	54	50.1	9	12.4	8	11.6	17	18.6	35	30.7	54	45.8	4	11.2	14	14.3	18	16.4
12/12	at San Antonio	L	32	28.5	56	50.3	14	12.4	10	11.5	21	18.7	55	31.6	52	46.0	21	11.5	6	14.0	18	16.5
12/14	at Dallas	W	13	28.0	52	50.3	8	12.3	7	11.3	19	18.7	36	31.7	26	45.3	6	11.3	0	13.5	10	16.3
12/16	Indiana	W	34	28.2	44	50.1	7	12.1	9	11.3	16	18.6	55	32.5	62	45.9	4	11.1	20	13.7	14	16.2
12/17	Dallas	W	22	28.0	58	50.4	17	12.3	13	11.3	8	18.3	9	31.7	34	45.5	5	10.9	4	13.4	12	16.1
12/19	Utah	W	38	28.3	50	50.4	4	12.0	29	11.9	20	18.3	27	31.6	46	45.5	24	11.3	2	13.1	15	16.0
12/21	Milwaukee	W	21	28.1	54	50.5	18	12.2	9	11.8	22	18.5	21	31.3	46	45.5	14	11.4	12	13.0	12	15.9
12/23	Toronto	L	42	28.5	46	50.4	9	12.1	12	11.8	19	18.5	20	30.9	44	45.5	18	11.6	27	13.4	18	16.0
12/26	Brooklyn	L	28	28.5	48	50.3	14	12.1	17	11.9	20	18.5	37	31.1	34	45.1	10	11.5	23	13.7	18	16.0
12/29	at Indiana	L	41	28.8	72	50.9	25	12.5	21	12.2	17	18.5	42	31.4	48	45.2	10	11.5	20	13.9	15	16.0
12/31	at Chicago	W	37	29.1	44	50.7	25	12.8	10	12.1	16	18.4	27	31.3	54	45.5	2	11.2	21	14.1	20	16.1
1/2	Chicago	W	27	29.0	56	50.8	24	13.1	6	12.0	9	18.2	23	31.1	54	45.7	16	11.4	12	14.0	13	16.0
1/4	Phoenix	W	34	29.1	36	50.5	8	13.0	6	11.8	12	18.0	14	30.6	36	45.4	9	11.3	3	13.7	8	15.8
1/6	at Denver	L	37	29.3	60	50.7	16	13.1	17	12.0	18	18.0	33	30.7	50	45.6	19	11.5	15	13.8	14	15.8
1/8	at Phoenix	W	27	29.3	52	50.7	4	12.9	13	12.0	25	18.2	50	31.2	38	45.4	4	11.3	4	13.5	16	15.8
1/10	at Utah	L	31	29.3	54	50.8	10	12.8	17	12.1	22	18.3	27	31.1	48	45.4	27	11.7	2	13.3	14	15.7
1/12	at Portland	W	21	29.1	68	51.2	10	12.7	19	12.3	17	18.2	9	30.6	52	45.6	6	11.6	9	13.2	12	15.7
1/14	at Minnesota	L	27	29.1	52	51.2	6	12.6	12	12.3	7	18.0	56	31.1	60	45.9	7	11.5	21	13.3	28	15.9
1/16	New Orleans	W	18	28.8	52	51.2	19	12.7	7	12.1	22	18.1	21	30.9	40	45.8	8	11.4	13	13.3	22	16.1
1/18	at Memphis	L	18	28.6	44	51.1	10	12.7	17	12.2	12	17.9	30	30.9	58	46.0	21	11.6	17	13.4	26	16.3
1/20	Golden State	L	32	28.7	44	50.9	8	12.6	16	12.3	22	18.0	35	31.0	28	45.7	10	11.6	13	13.4	19	16.3
1/21	Milwaukee	W	21	28.5	66	51.3	11	12.5	7	12.2	21	18.1	18	30.7	44	45.6	11	11.5	3	13.2	12	16.3
1/24	at New York	L	12	28.2	52	51.3	8	12.4	17	12.3	16	18.0	27	30.6	38	45.5	19	11.7	7	13.1	19	16.3
1/26	at Houston	W	35	28.3	44	51.1	21	12.6	17	12.4	40	18.5	40	30.8	60	45.8	22	11.9	15	13.1	6	16.1
1/27	at Oklahoma City	L	25	28.2	56	51.2	6	12.5	10	12.4	18	18.5	27	30.7	50	45.8	14	11.9	8	13.0	11	16.0
1/29	LA Clippers	W	63	28.9	40	51.0	4	12.3	19	12.5	24	18.6	64	31.4	58	46.1	17	12.0	17	13.1	14	16.0
1/31	Miami	L	27	28.9	50	51.0	5	12.2	16	12.5	11	18.4	17	31.1	36	45.9	11	12.0	7	13.0	21	16.1
2/2	Memphis	W	43	29.1	64	51.2	15	12.2	16	12.6	20	18.5	28	31.1	44	45.9	8	11.9	17	13.0	19	16.1
2/5	at Indiana	W	24	29.0	58	51.3	13	12.2	12	12.6	16	18.4	33	31.1	54	46.0	15	12.0	17	13.1	12	16.0
2/6	at Washington	W	19	28.9	58	51.5	6	12.1	17	12.7	15	18.4	38	31.2	38	45.9	11	12.0	6	13.0	16	16.0
2/8	Detroit	W	38	29.0	70	51.8	16	12.2	10	12.6	16	18.3	28	31.2	32	45.6	12	12.0	6	12.9	16	16.0
2/10	at New Orleans	W	22	28.9	70	52.1	25	12.4	9	12.6	19	18.3	35	31.2	58	45.8	10	11.9	17	12.9	21	16.1
2/11	Chicago	W	5	28.5	48	52.0	14	12.4	6	12.5	21	18.4	17	31.0	54	46.0	2	11.8	13	12.9	11	16.0
2/13	San Antonio	W	23	28.4	58	52.1	10	12.4	12	12.5	29	18.6	31	31.0	50	46.0	14	11.8	8	12.9	15	16.0
2/15	at Philadelphia	L	12	28.1	54	52.2	16	12.5	12	12.4	25	18.7	30	31.0	46	46.0	16	11.9	6	12.7	14	16.0
2/23	Denver	--	--	--	--	--	--	--	--	--	--	--	--	--	--	--	--	--	--	--	--	--
2/24	at Atlanta	--	--	--	--	--	--	--	--	--	--	--	--	--	--	--	--	--	--	--	--	--
2/26	Toronto	--	--	--	--	--	--	--	--	--	--	--	--	--	--	--	--	--	--	--	--	--
3/1	at Boston	--	--	--	--	--	--	--	--	--	--	--	--	--	--	--	--	--	--	--	--	--
3/4	Detroit	--	--	--	--	--	--	--	--	--	--	--	--	--	--	--	--	--	--	--	--	--
3/6	Boston	--	--	--	--	--																

