



CLEVELAND CAVALIERS (39-25)

@ BOSTON CELTICS (44-18)

Wednesday, March 1, 2023 | 7:30 p.m. EST TD GARDEN, BOSTON, MA TV: BALLY SPORTS | ESPN RADIO: WTAM 1100 AM/POWER 89.1 FM WNZN

2022-23 CLEVELAND CAVALIERS GAME NOTES

FOLLOW @CAVSNOTES ON TWITTER

SEASON GAME #65

ROAD GAME #32

LAST GAMES STARTERS

PLAYER / 2022-23 REGULAR SEASON AVERAGES

| # | Player | GP/GS | PPG | RPG | APG | SPG | BPG | MPG |
|-----|------------------|-------|------|-----|-----|-----|-----|------|
| #4 | Evan Mobley | 62/62 | 16.0 | 8.8 | 2.7 | 0.8 | 1.3 | 34.1 |
| #31 | Jarrett Allen | 57/57 | 14.8 | 9.9 | 1.6 | 0.8 | 1.2 | 33.2 |
| #35 | Isaac Okoro | 64/64 | 6.3 | 2.6 | 1.1 | 0.7 | 0.4 | 21.2 |
| #45 | Donovan Mitchell | 53/53 | 27.2 | 4.0 | 4.8 | 1.5 | 0.4 | 35.4 |
| #10 | Darius Garland | 54/54 | 21.9 | 2.6 | 7.9 | 1.3 | 0.1 | 35.1 |

CAVS QUICK FACTS

- Cleveland is playing Boston for the 3rd of 4 matchups this season (Cavs are 2-0 vs. BOS this season). In the Cavs first matchup with Boston this season on Oct. 28 (W, 132-121 in OT), **Donovan Mitchell** and **Caris LeVert** each finished with 41 PTS becoming the 2nd pair of Cavs teammates ever to record 40+ PTS. Cleveland enters the game with the **6th-best record in the NBA this season (39-25, .609)** and the Cavs have also won an NBA-best 27 of their games this season by 10+ points.

BEST RECORDS IN THE NBA THIS SEASON

| | |
|--------------------------------------|--|
| 1.) Milwaukee Bucks 44-17 (.721) | 2.) Boston Celtics 44-18 (.710) |
| 3.) Denver Nuggets 44-19 (.698) | 4.) Philadelphia 76ers 39-21 (.650) |
| 5.) Memphis Grizzlies 37-23 (.617) | 6.) CLEVELAND CAVALIERS 39-25 (.603) |

- The Cavs rank 3rd in the NBA in defensive rating (109.6) and are also allowing the fewest PPG in the NBA this season (106.5 PPG). The Cavs have also held their opponents under 100 PTS in an NBA-best 20 games (19-1). Cleveland is also allowing the third-fewest points in the paint per game this season (46.1) and are outscoring their opponents 52.3-46.0 (+6.1) in the paint on the year.

- MILESTONES: CEDI OSMAN (597 3FGM)** is three triples away from making his 600th career three-pointer. With 8 three-pointers on Feb. 26 vs. TOR, **DONOVAN MITCHELL (194 3FGM this season)** now has the 2nd-most triples made in a season by a Cavalier. He is 11 triples shy of passing J.R. Smith (204 3FGM) for most three-pointers in a season by the Cavaliers.

PLAYERS TO RECORD 600+ TRIPLES WITH THE CAVALIERS

| | |
|-------------------------------|-----------------------------|
| 1.) LeBron James - 1,251 3FGM | 2.) Kevin Love - 1,096 3FGM |
| 3.) Mark Price - 802 3FGM | 4.) Kyrie Irving - 723 3FGM |

- DONOVAN MITCHELL** tallied a game-high 35 PTS, including 8-12 (.667) shooting from beyond the arc, 6 REB, 4 AST, a game-high 3 STL and 1 BLK in 34 MIN on Feb. 26 vs. TOR. His eight triples tied his season high for three-pointers made in a game. **Mitchell's 194 3FGM ranks 5th in the NBA (2nd in the East), marking his second-most triples made in a season.** Mitchell and Kyrie Irving are the only two players in the NBA this season averaging 25.0+ PPG, 1.0+ SPG and shooting .470+ FG% and .380+ 3FG%. He is averaging a career-high 27.0 PPG this season, ranking 9th in the NBA (4th in the East).

MOST THREE-POINTERS MADE IN A SEASON BY A CAVALIERS PLAYER

| | |
|-----------------------------------|---|
| 1.) J.R. Smith - 204 3FGM (15-16) | 2.) DONOVAN MITCHELL - 194 3FGM (22-23) |
|-----------------------------------|---|

- JARRETT ALLEN** recorded his 28th double-double of the season with 23 PTS on 10-13 (.769) shooting from the field and a game-high 11 REB in 33 MIN on Feb. 26 vs. TOR. **Allen has shot a .500 FG% or better in a franchise-record 22 consecutive games since Jan. 12.** Allen also ranks 5th in the NBA and 2nd in the East (.651 FG%) in field goal percentage this season.

- DARIUS GARLAND** finished with his 16th double-double of the season with 18 PTS on 6-12 (.500) shooting from the field, including 3-4 (.750) shooting from beyond the arc, a game-high 11 AST, 3 REB and a career-high 2 BLK in 34 MIN on Feb. 26 vs. TOR. Garland is shooting a career-best .421 3FG%, marking the 13th-best three-point shooting percentage in the NBA (6th in the East). **He is the ONLY player in the NBA this season averaging 20.0+ PPG, 7.5+ APG and shooting .400+ 3FG% and also ranks 7th in the NBA in assists per game (7.9 APG).** Garland is also averaging a career-high 21.9 PPG this season. Only three other players in NBA history have finished a season averaging 20.0+ PTS, 8.0+ APG and .400+ 3FG% (Stephen Curry, Damian Lillard and Kevin Johnson).

- EVAN MOBLEY** contributed 18 PTS on 7-14 (.500) shooting from the field, 9 REB, 4 AST, 1 STL and 1 BLK in 33 MIN on Feb. 26 vs. TOR. **Mobley is 1 of 3 NBA players this season averaging 15.0+ PPG, 8.5+ RPG, 2.5+ APG and 1.0+ BPG.**

- Hustle Numbers: DONOVAN MITCHELL** is T-1st in the NBA in loose balls recovered per game (1.1). **JARRETT ALLEN** ranks 3rd in the NBA in contested shots per game (11.7) and **EVAN MOBLEY** is T-6th (11.0). Mobley is also T-1st in NBA in contested triples per game (3.6).

CAVALIERS PRONUNCIATIONS

Mamadi Diakite (MAH-mah-dee dee-ah-KEE-tay); Raul Neto (Hah-OOL Nett-oh); Isaac Okoro (oh-CORE-oh); Cedi Osman (JED-e AUSS-min)

INJURY REPORT

<https://official.nba.com/nba-injury-report-2022-23-season/>

2022-23 REGULAR SEASON CAVALIERS RECORDS

| | RECORD | HOME | ROAD | OT | STREAKS |
|---------|--------|------|-------|-----|----------------|
| OVERALL | 39-25 | 26-7 | 13-18 | 6-0 | OVERALL Won 1 |
| WESTERN | 16-13 | 10-4 | 6-9 | 1-0 | WESTERN Lost 1 |
| EASTERN | 23-12 | 16-3 | 7-9 | 5-0 | EASTERN Won 1 |
| CENTRAL | 11-3 | 6-0 | 5-3 | 1-0 | CENTRAL Won 6 |

2022-23 REG. SEASON SCHEDULE

| DATE | OPPONENT | SCORE | RECORD |
|-------|-------------------|-----------|---------|
| 10/19 | @ Raptors | 105-108 | L 0-1 |
| 10/22 | @ Bulls | 128-96 | W 1-1 |
| 10/23 | vs. Wizards | 117-107* | W 2-1 |
| 10/26 | vs. Magic | 103-92 | W 3-1 |
| 10/28 | @ Celtics | 132-123* | W 4-1 |
| 10/30 | vs. Knicks | 121-108 | W 5-1 |
| 11/2 | vs. Celtics | 114-113* | W 6-1 |
| 11/4 | @ Pistons | 112-88 | W 7-1 |
| 11/6 | @ Lakers | 114-100 | W 8-1 |
| 11/7 | @ Clippers | 117-119 | L 8-2 |
| 11/9 | @ Kings | 120-127 | L 8-3 |
| 11/11 | @ Warriors | 101-106 | L 8-4 |
| 11/13 | vs. Timberwolves | 124-129 | L 8-5 |
| 11/16 | @ Bucks | 98-113 | L 8-6 |
| 11/18 | vs. Hornets | 132-122** | W 9-6 |
| 11/20 | vs. Heat | 113-87 | W 10-6 |
| 11/21 | vs. Hawks | 114-102 | W 11-6 |
| 11/23 | vs. Trail Blazers | 114-96 | W 12-6 |
| 11/25 | @ Bucks | 102-117 | L 12-7 |
| 11/27 | @ Pistons | 102-94 | W 13-7 |
| 11/28 | @ Raptors | 88-100 | L 13-8 |
| 11/30 | vs. 76ers | 113-85 | W 14-8 |
| 12/2 | vs. Magic | 107-96 | W 15-8 |
| 12/4 | @ Knicks | 81-92 | L 15-9 |
| 12/6 | vs. Lakers | 116-102 | W 16-9 |
| 12/9 | vs. Kings | 95-106 | L 16-10 |
| 12/10 | vs. Thunder | 110-102 | W 17-10 |
| 12/12 | @ Spurs | 111-112 | L 17-11 |
| 12/14 | @ Mavericks | 105-90 | W 18-11 |
| 12/16 | vs. Pacers | 118-112 | W 19-11 |
| 12/17 | vs. Mavericks | 100-99* | W 20-11 |
| 12/19 | vs. Jazz | 122-99 | W 21-11 |
| 12/21 | vs. Bucks | 114-106 | W 22-11 |
| 12/23 | vs. Raptors | 107-118 | L 22-12 |
| 12/26 | vs. Nets | 117-125 | L 22-13 |
| 12/29 | @ Pacers | 126-135 | L 22-14 |
| 12/31 | @ Bulls | 103-102 | W 23-14 |
| 1/2 | vs. Bulls | 145-134* | W 24-14 |
| 1/4 | vs. Suns | 90-88 | W 25-14 |
| 1/6 | @ Nuggets | 108-121 | L 25-15 |
| 1/8 | @ Suns | 112-98 | W 26-15 |
| 1/10 | @ Jazz | 114-116 | L 26-16 |
| 1/12 | @ Trail Blazers | 119-113 | W 27-16 |
| 1/14 | @ Timberwolves | 102-110 | L 27-17 |
| 1/16 | vs. Pelicans | 113-103 | W 28-17 |
| 1/18 | @ Grizzlies | 114-115 | L 28-18 |
| 1/20 | vs. Warriors | 114-120 | L 28-19 |
| 1/21 | vs. Bucks | 114-102 | W 29-19 |
| 1/24 | @ Knicks | 103-105 | L 29-20 |
| 1/26 | @ Rockets | 113-95 | W 30-20 |
| 1/27 | @ Thunder | 100-112 | L 30-21 |
| 1/29 | vs. Clippers | 122-99 | W 31-21 |
| 1/31 | vs. Heat | 97-100 | L 31-22 |
| 2/2 | vs. Grizzlies | 128-113 | W 32-22 |
| 2/5 | @ Pacers | 122-103 | W 33-22 |
| 2/6 | @ Wizards | 114-91 | W 34-22 |
| 2/8 | vs. Pistons | 113-85 | W 35-22 |
| 2/10 | @ Pelicans | 118-107 | W 36-22 |
| 2/11 | vs. Bulls | 97-89 | W 37-22 |
| 2/13 | vs. Spurs | 117-109 | W 38-22 |
| 2/15 | @ 76ers | 112-118 | L 38-23 |
| 2/23 | vs. Nuggets | 109-115 | L 38-24 |
| 2/24 | @ Hawks | 119-136 | L 38-25 |
| 2/26 | vs. Raptors | 118-93 | W 39-25 |
| 3/1 | @ Celtics | 7:30 pm | -- |
| 3/4 | vs. Pistons | 7:30 pm | -- |
| 3/6 | vs. Celtics | 7:00 pm | -- |
| 3/8 | @ Heat | 7:30 pm | -- |
| 3/10 | @ Heat | 8:00 pm | -- |
| 3/12 | @ Hornets | 5:00 pm | -- |
| 3/14 | @ Hornets | 7:00 pm | -- |
| 3/15 | vs. 76ers | 7:30 pm | -- |
| 3/17 | vs. Wizards | 7:30 pm | -- |
| 3/21 | @ Nets | 7:30 pm | -- |
| 3/23 | @ Nets | 7:30 pm | -- |
| 3/26 | vs. Rockets | 6:00 pm | -- |
| 3/28 | @ Hawks | 7:30 pm | -- |
| 3/31 | vs. Knicks | 7:30 pm | -- |
| 4/2 | vs. Pacers | 8:00 pm | -- |
| 4/4 | @ Magic | 7:00 pm | -- |
| 4/6 | @ Magic | 7:00 pm | -- |
| 4/9 | vs. Hornets | 1:00 pm | -- |

All Times Cleveland Time (ET)
* Overtime Periods

2022-23 REG. SEASON RECORD BY MONTH
Oct: (5-1); Nov: (9-7); Dec: (9-6); Jan: (8-8); Feb: (8-3)





AT BOSTON CELTICS (44-18)

| 2022-23 REGULAR SEASON | PPG | OPP. PPG | FG% | 3FG% | FT% | RPG | APG | SPG | TO | BPG |
|------------------------|-------|----------|------|------|------|------|------|------|------|------|
| Cavaliers | 111.9 | 106.5 | .488 | .364 | .782 | 41.8 | 24.9 | 7.09 | 13.8 | 4.39 |
| Celtics | 117.7 | 112.0 | .475 | .377 | .824 | 45.0 | 26.3 | 6.27 | 13.5 | 5.29 |



| 2022-23 REGULAR SEASON INDIVIDUAL BESTS | | | 2022-23 REGULAR SEASON CELTICS BESTS | | | 2022-23 REGULAR SEASON TEAM | | |
|---|----|--|--------------------------------------|----|--|-----------------------------|---|----------------|
| Points | 41 | Donovan Mitchell @ BOS 10/28/22, Caris LeVert @ BOS 10/28/22 | Points | 32 | Jayson Tatum @ BOS 10/28/22, Jaylen Brown @ BOS 10/28/22 | Biggest Win | 9 | @ BOS 10/28/22 |
| Rebounds | 14 | Jarrett Allen vs. BOS 11/2/22 | Rebounds | 12 | Jayson Tatum vs. BOS 11/2/22, Al Horford vs. BOS 11/2/22 | ** No Biggest Loss ** | | |
| Assists | 12 | Darius Garland vs. BOS 11/2/22 | Assists | 7 | Marcus Smart @ BOS 10/28/22 | | | |

| CAVS ALL-TIME BEST VS. BOS | | | BOS ALL-TIME BEST VS. CAVS | | | CLE-BOS SERIES | | |
|----------------------------|----|---------------------------|----------------------------|----|--------------------------------|----------------|----|------------------|
| POINTS | 44 | Brad Daugherty, 4/15/88 | POINTS | 50 | Paul Pierce, 2/15/06 | Biggest Win | 31 | 4/12/09 (107-76) |
| REBOUNDS | 21 | Cliff T. Robinson, 4/3/84 | REBOUNDS | 25 | Dave Cowens, 12/9/72 | Biggest Loss | 39 | 4/12/15 (78-117) |
| ASSISTS | 17 | Andre Miller, 1/26/02 | ASSISTS | 16 | Douglas, 4/23/93, Bird 3/21/90 | | | |

| 2022-23 REGULAR SEASON VS. CELTICS | | | 2021-22 REGULAR SEASON VS. CELTICS | | | SERIES HISTORY VS. CELTICS | | | |
|------------------------------------|-----------|-----------------|------------------------------------|-----------|------------|----------------------------|----------|---------|----------|
| DATE | SITE | TIME/RESULT | DATE | SITE | RESULT | | ALL-TIME | STREAKS | LAST WIN |
| 10/28/22 | Boston | W, 132-123 (OT) | 11/13/21 | Cleveland | W, 91-89 | Overall | 85-136 | Won 2 | 11/2/22 |
| 11/2/22 | Cleveland | W, 114-113 (OT) | 11/15/21 | Cleveland | L, 92-98 | Home | 57-55 | Won 1 | 11/2/22 |
| 3/1/23 | Boston | 7:30 pm | 12/22/21 | Boston | L, 101-111 | Road | 28-81 | Won 1 | 10/28/22 |
| 3/6/23 | Cleveland | 7:00 pm | | | | | | | 12/22/21 |

CLE-BOS 2022-23 SERIES (2-0)

CAVALIERS 114, CELTICS 113 – NOVEMBER 2, 2022 – ROCKET MORTGAGE FIELDHOUSE – CLEVELAND, OH – GAME #7

| TEAM | 1 | 2 | 3 | 4 | OT | FINAL | FG | FGA | FG% | 3FG% | FT% | OR | DR | TR | A | PF | ST | TO | BS |
|------|----------------|----|----|--------------|----|-------|----------------|-----|------|------|--------------|----|----|-------------------------|----|----|----------------------|----|----|
| BOS | 27 | 29 | 20 | 31 | 6 | 113 | 38 | 93 | .409 | .268 | .963 | 8 | 44 | 52 | 26 | 24 | 5 | 14 | 9 |
| CLE | 35 | 15 | 33 | 24 | 7 | 114 | 42 | 100 | .420 | .282 | .792 | 9 | 42 | 51 | 24 | 23 | 6 | 11 | 4 |
| TEAM | HIGH PTS | | | HIGH REB | | | HIGH AST | | | TEAM | HIGH PTS | | | HIGH REB | | | HIGH AST | | |
| CLE | D. Garland: 29 | | | J. Allen: 14 | | | D. Garland: 12 | | | BOS | J. Brown: 30 | | | A. Horford/J. Tatum: 12 | | | J. Tatum/D. White: 6 | | |

CAVS NOTES: All five starters for the Cavaliers scored in double figures in the win: **Darius Garland** (29 PTS), **Donovan Mitchell** (25 PTS), **Evan Mobley** (15 PTS), **Caris LeVert** (15 PTS) and **Jarrett Allen** (14 PTS)...Cleveland outscored Boston tonight in the paint 56-42 (+14)...Cleveland finished with a season-low 11 turnovers in the win...**DARIUS GARLAND** chipped in his first double-double of the season with a team-high 29 points, including 5-11 (.454) shooting from beyond the arc, a game-high 12 assists, five rebounds, three assists and a game-high three steals in 42 minutes during his first home appearance of the season. Garland scored 14 of his points in the first quarter, marking his career-high for points in an opening quarter (4-6 FG, 3-3 3FG). It was the fourth game in his career he has recorded 25+ PTS, 10+ AST and 3+ STL...**DONOVAN MITCHELL** finished with 25 points, six assists, four rebounds, one steal and two blocks in 44 minutes...**JARRETT ALLEN** recorded his fifth double-double of the season with 15 points on 6-11 (.545) shooting from the field, a team-high 14 rebounds, and two blocks in 36 minutes of play...**CARIS LEVERT** tallied 15 points, including 3-7 (.429) shooting from three-point range, eight rebounds and four assists in 46 minutes. LeVert has scored in double figures in six of his seven games this season...**EVAN MOBLEY** contributed 15 points on 7-8 (.875) shooting from the field, seven rebounds and two assists in 32 minutes of play. Mobley has recorded double-digit scoring efforts in all seven games this season.

CAVALIERS 132, CELTICS 123 – OCTOBER 28, 2022 – TD GARDEN – BOSTON, MA – GAME #5

| TEAM | 1 | 2 | 3 | 4 | OT | FINAL | FG | FGA | FG% | 3FG% | FT% | OR | DR | TR | A | PF | ST | TO | BS |
|------|---------------------------|----|----|----|----|--------------|----|--------------|------|------|------|-----------------------|----|----|-------------|----|-------------|----|----|
| CLE | 33 | 29 | 33 | 19 | 18 | 132 | 45 | 87 | .517 | .457 | .765 | 9 | 33 | 42 | 18 | 28 | 5 | 16 | 2 |
| BOS | 34 | 41 | 24 | 15 | 9 | 123 | 42 | 82 | .512 | .394 | .813 | 5 | 29 | 34 | 28 | 27 | 9 | 19 | 2 |
| TEAM | HIGH PTS | | | | | HIGH REB | | HIGH AST | | | TEAM | HIGH PTS | | | HIGH REB | | HIGH AST | | |
| CLE | C. LeVert/D. Mitchell: 41 | | | | | J. Allen: 11 | | C. LeVert: 7 | | | BOS | J. Brown/J. Tatum: 32 | | | J. Brown: 8 | | M. Smart: 7 | | |

CAVS NOTES: The Cavs trailed by as many as 15 points in this victory. It marks their first come-from-behind win after trailing by 15+ points in Boston since Nov. 14, 2014...The Cavaliers shot 16-35 (.457) from beyond the arc in the win...The win marks Cleveland's best start (4-1) since the 2016-17 season (5-0)...**DONOVAN MITCHELL** finished with a game-high tying 41 points on 15-26 (.576) from the field, including 5-9 (.556) from beyond the arc, four rebounds, three assists and one steal in 46 minutes of play. It was Mitchell's 10th career game with 40+ points (first with Cleveland) and joined Caris LeVert (41 PTS) as the first pair of Cavaliers teammates with 40+ points in a regular season game in franchise history...**CARIS LEVERT** finished with 41 points on 12-21 (.571) shooting from the field, including 11-12 (.916) shooting from the charity stripe, seven assists, four rebounds, and three steals in 43 minutes. LeVert's 42 points are the most he has scored since joining the Cavaliers last season and it was the fourth game of his career with 40+ PTS. LeVert joined Donovan Mitchell (41 PTS) as the first pair of Cavaliers teammates with 40+ points in a regular season game in franchise history...**JARRETT ALLEN** tallied his fourth double-double of the season with 12 points, a game-high 11 rebounds and two assists in 40 minutes of play. Allen also recorded his 4,000th career point in the victory...**EVAN MOBLEY** recorded his first double-double of the season with 19 points on 7-12 (.583) shooting from the field, 10 rebounds, three assists, one steal and two blocks in 42 minutes.

CONNECTIONS

Celtics center **Luke Kornet** played two games with the Cavaliers last season...Celtics forward **Mfiondu Kabengele** played 16 games with the Cavaliers during the 2020-21 season...Celtics assistant coach **Damon Stoudamire** and Cavs assistant coach **Luke Walton** both played collegiately at Arizona...Celtics Vice President of Communications **Taylor Kielpinski-Rogers** is a Cleveland native and formerly worked in the Cavaliers communications department...Cavs Head Athletic Trainer, **Steve Spiro** grew up and hour south of Boston in Wareham, Massachusetts.





VS DETROIT PISTONS (15-47)

| 2022-23 REGULAR SEASON | PPG | OPP. PPG | FG% | 3FG% | FT% | RPG | APG | SPG | TO | BPG |
|------------------------|-------|----------|------|------|------|------|------|------|------|------|
| Pistons | 111.7 | 119.2 | .454 | .352 | .771 | 42.5 | 22.8 | 7.23 | 15.0 | 3.79 |
| Cavaliers | 111.9 | 106.5 | .488 | .364 | .782 | 41.8 | 24.9 | 7.09 | 13.8 | 4.39 |



| 2022-23 REGULAR SEASON INDIVIDUAL BESTS | | | 2022-23 REGULAR SEASON PISTONS BESTS | | | 2022-23 REGULAR SEASON TEAM | | |
|---|----|---|--------------------------------------|----|---|-----------------------------|----|----------------|
| Points | 32 | Donovan Mitchell @ DET 11/27/22 | Points | 19 | Marvin Bagley III @ DET 11/27/22, Cade Cunningham @ DET 11/4/22 | Biggest Win | 28 | vs. DET 2/8/23 |
| Rebounds | 16 | Jarrett Allen vs. DET 2/8/23 | Rebounds | 10 | Marvin Bagley III @ DET 11/27/22 | ** No Biggest Loss ** | | |
| Assists | 10 | Darius Garland @ DET 11/27/22, Kevin Love @ DET 11/4/22 | Assists | 8 | Killian Hayes @ DET 11/27/22 | | | |

| CAVS ALL-TIME BEST VS. DET | | | DET ALL-TIME BEST VS. CLE | | | CLE-DET SERIES | | |
|----------------------------|----|--|---------------------------|----|--|----------------|----|------------------|
| Points | 43 | LeBron James, 11/24/04 | Points | 44 | Hamilton, 11/23/03, Tripucka, 1/14/84 (OT) | Biggest Win | 32 | 3/14/17 (128-96) |
| Rebounds | 21 | Chones, 4/9/77, Robinson, 1/31/84 (OT) | Rebounds | 26 | Dennis Rodman, 2/6/92 | Biggest Loss | 39 | 4/17/12 (77-116) |
| Assists | 18 | Lenny Wilkins, 3/28/73 (OT) | Assists | 18 | Isiah Thomas, 4/8/90 | | | |

| 2022-23 REGULAR SEASON VS. PISTONS | | | 2021-22 REGULAR SEASON VS. PISTONS | | | SERIES HISTORY VS. PISTONS | | | | |
|------------------------------------|-----------|-------------|------------------------------------|-----------|------------|----------------------------|----------|---------|----------|-----------|
| DATE | SITE | TIME/RESULT | DATE | SITE | RESULT | | ALL-TIME | STREAKS | LAST WIN | LAST LOSS |
| 11/4/22 | Detroit | W, 112-88 | 11/12/21 | Cleveland | W, 98-78 | Overall | 99-132 | Won 4 | 2/8/23 | 2/24/22 |
| 11/27/22 | Detroit | W, 102-94 | 1/30/22 | Detroit | L, 105-115 | Home | 62-53 | Won 4 | 2/8/23 | 1/7/20 |
| 2/8/23 | Cleveland | W, 113-85 | 2/24/22 | Detroit | L, 103-106 | Road | 38-79 | Won 2 | 11/27/22 | 2/24/22 |
| 3/4/23 | Cleveland | 7:30 pm | 3/19/22 | Cleveland | W, 113-109 | | | | | |

CLE-DET 2022-23 SERIES (3-0)

CAVALIERS 113, PISTONS 85 – FEBRUARY 8, 2023 – ROCKET MORTGAGE FIELDHOUSE – CLEVELAND, OH – GAME #57

| TEAM | 1 | 2 | 3 | 4 | OT | FINAL | FG | FGA | FG% | 3FG% | FT% | OR | DR | TR | A | PF | ST | TO | BS |
|------|--------------|----|----|--------------|----|-------|--------------|-----|------|------|-------------------|----|----|-------------|----|----|-------------|----|----|
| DET | 14 | 26 | 28 | 17 | - | 85 | 30 | 81 | .370 | .250 | .944 | 9 | 23 | 32 | 19 | 21 | 8 | 14 | 6 |
| CLE | 32 | 19 | 25 | 37 | - | 113 | 43 | 87 | .494 | .231 | .840 | 13 | 37 | 50 | 30 | 16 | 8 | 13 | 4 |
| TEAM | HIGH PTS | | | HIGH REB | | | HIGH AST | | | TEAM | HIGH PTS | | | HIGH REB | | | HIGH AST | | |
| CLE | J. Allen: 20 | | | J. Allen: 16 | | | Raul Neto: 8 | | | DET | B. Bogdanovic: 15 | | | J. Duren: 9 | | | K. Hayes: 6 | | |

CAVALIERS 102, PISTONS 94 – NOVEMBER 27, 2022 – LITTLE CAESARS ARENA – DETROIT, MI – GAME #20

| TEAM | 1 | 2 | 3 | 4 | OT | FINAL | FG | FGA | FG% | 3FG% | FT% | OR | DR | TR | A | PF | ST | TO | BS |
|------|-----------------|----|----|---------------|----|-------|----------------|-----|------|------|-------------------|----|----|-------------------|----|----|-------------|----|----|
| CLE | 20 | 31 | 22 | 29 | - | 102 | 33 | 77 | .429 | .286 | .848 | 10 | 31 | 41 | 14 | 20 | 3 | 14 | 4 |
| DET | 26 | 30 | 22 | 16 | - | 94 | 36 | 79 | .456 | .286 | .538 | 7 | 29 | 36 | 14 | 26 | 9 | 16 | 6 |
| TEAM | HIGH PTS | | | HIGH REB | | | HIGH AST | | | TEAM | HIGH PTS | | | HIGH REB | | | HIGH AST | | |
| CLE | D. Mitchell: 32 | | | E. Mobley: 13 | | | D. Garland: 10 | | | DET | M. Bagley III: 19 | | | M. Bagley III: 10 | | | K. Hayes: 8 | | |

CAVALIERS 112, PISTONS 88 – NOVEMBER 4, 2022 – LITTLE CAESARS ARENA – DETROIT, MI – GAME #8

| TEAM | 1 | 2 | 3 | 4 | OT | FINAL | FG | FGA | FG% | 3FG% | FT% | OR | DR | TR | A | PF | ST | TO | BS |
|------|--------------|----|----------------------|----|-------------|-------|------|-------------------|------|--------------------|------|------------------|----|----|----|----|----|----|----|
| CLE | 24 | 33 | 33 | 22 | - | 112 | 44 | 81 | .543 | .423 | .813 | 10 | 37 | 47 | 30 | 15 | 5 | 19 | 13 |
| DET | 21 | 18 | 29 | 20 | - | 88 | 31 | 83 | .373 | .351 | .867 | 9 | 25 | 34 | 16 | 22 | 10 | 19 | 6 |
| TEAM | HIGH PTS | | HIGH REB | | HIGH AST | | TEAM | HIGH PTS | | HIGH REB | | HIGH AST | | | | | | | |
| CLE | J. Allen: 23 | | K. Love/E. Mobley: 8 | | K. Love: 10 | | DET | C. Cunningham: 19 | | J. Ivey/N. Noel: 6 | | C. Cunningham: 5 | | | | | | | |

CONNECTIONS

Cavaliers assistant coach **Sidney Lowe** was an assistant coach for Detroit from 2005-2006 and 2018-2020 and played for the Pistons during the 1984 season... Cavs center **Jarrett Allen** and Pistons guard **Cory Joseph** both played collegiately at Texas... Cavs forward **Dean Wade** and Pistons guard **Rodney McGruder** both played college ball at Kansas State... Cavs guard **Caris LeVert** and Pistons forward **Isaiah Livers** both played college ball at Michigan... Cavs guard **Donovan Mitchell** and Pistons forward **Alec Burks** were teammates in Utah for the 2017-2018 season... Pistons forward **Alec Burks** played with the Cavaliers for the 2018-2019 season.





CAVS RECENT GAMES (2-3)

CAVALIERS 118, RAPTORS 93 – FEBRUARY 26, 2023 – ROCKET MORTGAGE FIELDHOUSE – CLEVELAND, OH – GAME #64 (39-25, 26-7 HOME)

| TEAM | 1 | 2 | 3 | 4 | OT | FINAL | FG | FGA | FG% | 3FG% | FT% | OR | DR | TR | A | PF | ST | TO | BS |
|------|-----------------|----|----|--------------|----|-------|----------------|-----|------|------|---------------|----|----|--------------|----|----|------------------------|----|----|
| TOR | 28 | 24 | 24 | 17 | - | 93 | 36 | 93 | .387 | .360 | .800 | 13 | 30 | 43 | 19 | 16 | 4 | 14 | 4 |
| CLE | 34 | 30 | 28 | 26 | - | 118 | 44 | 84 | .524 | .500 | .857 | 8 | 37 | 45 | 31 | 17 | 7 | 14 | 5 |
| TEAM | HIGH PTS | | | HIGH REB | | | HIGH AST | | | TEAM | HIGH PTS | | | HIGH REB | | | HIGH AST | | |
| CLE | D. Mitchell: 35 | | | J. Allen: 11 | | | D. Garland: 11 | | | TOR | P. Siakam: 25 | | | J. Poeltl: 9 | | | S. Barnes/P. Siakam: 5 | | |

CAVS NOTES: With the 118-93 (+25) win over Toronto, Cleveland secured their 26th home victory of the season and entered the game tied for the 2nd-most home wins in the NBA this season. It was Cleveland fifth win this season by 25 or more points...Cleveland shot 18-36 (.500) from beyond the arc, marking the seventh time this season shooting .500+ from beyond the arc. The Cavs 18 triples were the third-most in a game this season...The Wine and Gold held Toronto to 93 points in the game on 36-93 (.387) shooting from the field. It is the 20th time this season holding their opponents under 100 points which leads the NBA. It is the fourth time this season the Cavs have held their opponent to .387 FG% or worse this season...**DONOVAN MITCHELL** tallied a game-high 35 points, including 8-12 (.667) shooting from beyond the arc, six rebounds, four assists, a game-high three steals and one block in 34 minutes. His eight triples tied his season high for three-pointers made in a game. Mitchell scored 22 of his points in the first half, marking his fourth-highest scoring total in a half this season and seventh time scoring 20+ points in a half this season...**JARRETT ALLEN** recorded his 28th double-double of the season with 23 points on 10-13 (.769) shooting from the field and a game-high 11 rebounds in 33 minutes. Allen has shot a .500+ FG% in a franchise record 22-straight games since Jan. 12. It was Allen's 12th game this season with 20+ PTS and 10+ REB...**DARIUS GARLAND** finished with his 16th double-double of the season with 18 points on 6-12 (.500) shooting from the field, including 3-4 (.750) shooting from beyond the arc, a game-high 11 assists, three rebounds and a career-high two blocks in 34 minutes of play...**EVAN MOBLEY** contributed 18 points on 7-14 (.500) shooting from the field, nine rebounds, four assists, one steal and one block in 33 minutes of play.

HAWKS 136, CAVALIERS 119 – FEBRUARY 24, 2023 – STATE FARM ARENA – ATLANTA, GA – GAME #63 (38-25, 13-18 AWAY)

| TEAM | 1 | 2 | 3 | 4 | OT | FINAL | FG | FGA | FG% | 3FG% | FT% | OR | DR | TR | A | PF | ST | TO | BS |
|------|----------------|----|----|-------------|----|-------|-------------------------|-----|------|------|--------------|----|----|----------------|----|----|-------------|----|----|
| CLE | 23 | 34 | 26 | 36 | - | 119 | 40 | 88 | .455 | .371 | .897 | 10 | 25 | 35 | 20 | 23 | 9 | 11 | 6 |
| ATL | 32 | 49 | 27 | 28 | - | 136 | 50 | 85 | .588 | .536 | .913 | 5 | 37 | 42 | 28 | 21 | 7 | 14 | 8 |
| TEAM | HIGH PTS | | | HIGH REB | | | HIGH AST | | | TEAM | HIGH PTS | | | HIGH REB | | | HIGH AST | | |
| CLE | D. Garland: 33 | | | J. Allen: 9 | | | Raul Neto/L. Stevens: 4 | | | ATL | T. Young: 34 | | | O. Okonawu: 11 | | | T. Young: 9 | | |

CAVS NOTES: Cleveland recorded nine steals in the game, marking the 18th time this season with 9+ steals...It was the 14th time this season that the Cavs have scored 119+ points in a game...**DARIUS GARLAND** finished with a team-high 33 points on 11-19 (.578) shooting from the field, including 4-8 (.500) shooting from beyond the arc, two assists and two steals in 31 minutes. It was his eighth game this season with 30+ points...**DONOVAN MITCHELL** tallied 19 points, three assists and one steal in 32 minutes of play...**JARRETT ALLEN** finished with 14 points on 4-8 (.500) shooting from the field, including 6-6 shooting from the free throw line, a team-high nine rebounds and a team-high two blocks in 29 minutes. It was his most efficient shooting performance from the free throw line this season...**EVAN MOBLEY** contributed 13 points on 6-11 (.545) shooting from the field, four rebounds, two assists, one steal and one block in 30 minutes...**CEDI OSMAN** chipped in 10 points, five rebounds and one block in 16 minutes off the bench. It was his 25th game this season scoring in double figures off the bench.

NUGGETS 115, CAVALIERS 109 – FEBRUARY 23, 2023 – ROCKET MORTGAGE FIELDHOUSE – CLEVELAND, OH – GAME #62 (38-24, 25-7 HOME)

| TEAM | 1 | 2 | 3 | 4 | OT | FINAL | FG | FGA | FG% | 3FG% | FT% | OR | DR | TR | A | PF | ST | TO | BS |
|------|---------------|----|--------------|----|--------------|-------|------|-----|-------------------|------|--------------|----|--------------|----|----|----|----|----|----|
| DEN | 31 | 25 | 33 | 26 | - | 115 | 39 | 84 | .464 | .472 | .870 | 18 | 29 | 47 | 30 | 20 | 7 | 16 | 4 |
| CLE | 26 | 31 | 34 | 18 | - | 109 | 43 | 90 | .478 | .231 | .850 | 13 | 28 | 41 | 24 | 21 | 10 | 11 | 2 |
| TEAM | HIGH PTS | | HIGH REB | | HIGH AST | | TEAM | | HIGH PTS | | HIGH REB | | HIGH AST | | | | | | |
| CLE | E. Mobley: 31 | | J. Allen: 13 | | C. LeVert: 9 | | DEN | | M. Porter Jr.: 25 | | N. Jokic: 18 | | N. Jokic: 13 | | | | | | |

CAVS NOTES: Cleveland outscored Denver in the paint 68-38 (+30)...It was the 6th time this season the Cavs have finished with 68+ points in the paint...The Cavaliers swiped 10 steals in the game, marking the 14th time this season with 10+ steals...**EVAN MOBLEY** finished with a game-high 31 points on 12-19 (.631) shooting from the field, nine rebounds, one steal and one block in 38 minutes of play. Mobley scored 14 of his points in the opening quarter on 6-7 (.857) shooting from the field, tying his highest scoring total in any quarter this season. It was his second game this season with 30+ points and third 30-point game of his career...**DONOVAN MITCHELL** tallied 22 points, three assists, three rebounds and a game-high four steals in 35 minutes of play. He recorded all four of his steals in the first half, tying his career-high for steals in a half. His four steals tied his season-high (four times)...**DARIUS GARLAND** recorded 22 points, five assists and two steals in 37 minutes. It was his 30th time this season with 20+ points...**JARRETT ALLEN** recorded his 27th double-double of the season with 14 points on 6-10 (.600) shooting from the field, a team-high 12 rebounds, two assists and one steal in 30 minutes of play. It was Allen's 8th double-double in a 10 game span.

76ers 118, CAVALIERS 112 – FEBRUARY 15, 2023 – WELLS FARGO CENTER – PHILADELPHIA, PA – GAME #61 (38-23, 13-17 AWAY)

| TEAM | 1 | 2 | 3 | 4 | OT | FINAL | FG | FGA | FG% | 3FG% | FT% | OR | DR | TR | A | PF | ST | TO | BS |
|------|-----------------|----|----|--------------|----|-------|---------------|-----|------|------|---------------|----|----|---------------|----|----|---------------|----|----|
| CLE | 24 | 14 | 32 | 42 | - | 112 | 41 | 82 | .500 | .333 | .800 | 10 | 25 | 35 | 23 | 17 | 7 | 8 | 5 |
| PHI | 38 | 25 | 24 | 31 | - | 118 | 39 | 78 | .500 | .481 | .931 | 8 | 30 | 38 | 24 | 22 | 7 | 12 | 4 |
| TEAM | HIGH PTS | | | HIGH REB | | | HIGH AST | | | TEAM | HIGH PTS | | | HIGH REB | | | HIGH AST | | |
| CLE | D. Mitchell: 33 | | | E. Mobley: 9 | | | D. Garland: 6 | | | PHI | J. Embiid: 29 | | | J. Embiid: 14 | | | J. Harden: 12 | | |

CAVS NOTES: The Cavs only recorded eight turnovers in the game, marking the eighth time this season finishing with fewer than 10 turnovers...**DONOVAN MITCHELL** recorded a game-high 33 points, five rebounds, five assists, two steals and one block in 42 minutes. It was his 21st game this season with 30+ points...**DARIUS GARLAND** recorded 27 points on 10-14 (.714) shooting from the field, including 3-3 from beyond the arc, two rebounds, a team-high six assists and a game-high three steals in 43 minutes. It was his eighth game this season with 3+ steals...**EVAN MOBLEY** tallied 23 points and nine rebounds in 36 minutes of play. It was his 12th game this season with 20+ points...**JARRETT ALLEN** chipped in 12 points on 5-6 (.833) shooting from the field, seven rebounds, and four assists in 38 minutes of play.

CAVALIERS 117, SPURS 109 – FEBRUARY 13, 2023 – ROCKET MORTGAGE FIELDHOUSE – CLEVELAND, OH – GAME #60 (38-22, 25-6 HOME)

| TEAM | 1 | 2 | 3 | 4 | OT | FINAL | FG | FGA | FG% | 3FG% | FT% | OR | DR | TR | A | PF | ST | TO | BS |
|------|-----------------|----|----|--------------|----|-------|---------------|-----|------|------|----------------|----|----|--------------|----|----|--------------|----|----|
| SAS | 19 | 30 | 32 | 28 | - | 109 | 43 | 85 | .506 | .381 | .750 | 11 | 24 | 35 | 27 | 21 | 10 | 18 | 1 |
| CLE | 34 | 31 | 26 | 26 | - | 117 | 44 | 78 | .564 | .321 | .800 | 11 | 25 | 36 | 21 | 16 | 8 | 14 | 6 |
| TEAM | HIGH PTS | | | HIGH REB | | | HIGH AST | | | TEAM | HIGH PTS | | | HIGH REB | | | HIGH AST | | |
| CLE | D. Mitchell: 41 | | | J. Allen: 11 | | | D. Garland: 7 | | | SAS | K. Johnson: 25 | | | C. Bassey: 8 | | | D. Graham: 8 | | |

CAVS NOTES: With the 117-109 win over San Antonio, Cleveland secured their 25th home victory of the season...**DONOVAN MITCHELL** tallied a game-high 41 points on 16-26 (.615) shooting from the field, including 6-13 (.461) shooting from beyond the arc, five assists, three rebounds, one steal and one block in 37 minutes. Mitchell shot 5-8 (.625) from beyond the arc in the first half, tying his most made triples in any half this season. It was his sixth game this season with 40+ points which is his most 40-point games in any season of his career. It is also the third-most 40-point games by a Cavaliers player in team history (LeBron James, 51 and Kyrie Irving, 11)...**JARRETT ALLEN** finished with his 26th double-double of the season with 17 points on 7-11 (.636) shooting from the field, a team-high tying 11 rebounds, two steals and a game-high three blocks in 39 minutes of play. It was his seventh double-double in his last eight appearances. The Cavaliers are 20-6 this season when Allen records a double-double...**EVAN MOBLEY** contributed his 18th double-double of the season with 15 points on 5-10 (.500), 10 rebounds, one steal and two blocks in 38 minutes of play...**DARIUS GARLAND** recorded 16 points, a team-high seven assists and two rebounds in 30 minutes.



CAVALIERS ALL-TIME RANKINGS

*SEVERAL CAVALIER PLAYERS HAVE A CHANCE TO MOVE UP IN THE FRANCHISE'S ALL-TIME TOP 15 CATEGORIES BELOW THIS 2022-23 REGULAR SEASON:

| 3-POINTERS MADE | TOTAL ASSISTS | FG% (min. 500 FGM) |
|-----------------------|-------------------------|------------------------|
| 1. L. James (1,251) | 1. L. James (6,228) | 1. J. ALLEN (.650) |
| 2. K. Love (1,096) | 2. M. Price (4,206) | 2. M. West (.553) |
| 3. M. Price (802) | 3. J. Bagley (2,311) | 3. B. Daugherty (.532) |
| 4. K. Irving (723) | 4. T. Brandon (2,235) | 4. L. Nance (.530) |
| 5. C. OSMAN (597) | 5t. K. Irving (2,115) | 5. E. MOBLEY (.529) |
| 6. J. Smith (585) | 5t. F. Walker (2,115) | 6. C. Boozer (.528) |
| 7. D. Gibson (578) | 7. B. Daugherty (2,028) | 7. T. Hill (.521) |
| 8. W. Person (550) | 8. A. Miller (2,015) | 8. T. Thompson (.518) |
| 9. D. Ferry (543) | 9. A. Carr (1,820) | 9. L. Nance Jr. (.517) |
| 10. D. GARLAND (522) | 10. C. Ehlo (1,803) | 10. M. Turpin (.516) |
| 11. M. Williams (414) | 11. G. Huston (1,630) | 11. R. Hinson (.516) |
| 12. C. Ehlo (381) | 12. B. Smith (1,566) | 12. A. Varejao (.511) |
| 13. D. Jones (344) | 13. D. GARLAND (1,565) | 13. J. Edwards (.508) |
| 14. C. Sexton (325) | 14. J. Cleamons (1,549) | 14. D. Robisch (.507) |
| 15. C. Mills (297) | 15. B. Knight (1,441) | 15. K. Carr (.506) |

NOTES: DARIUS GARLAND moved past Mo Williams (414 3FGM) for sole possession of 10th place in three-pointers made with his first triple against Miami on Nov. 20...CEDI OSMAN moved past Danny Ferry (543 3FGM) for sole possession of 8th place in three-pointers made with his first three against Philadelphia on Nov. 30...CEDI OSMAN passed Wesley Person (550 3FGM) for sole possession of 7th place in three-pointers made with his first three against Dallas on Dec. 17...CEDI OSMAN moved past Daniel Gibson (578) for 6th place in three-pointers made with his 3rd triple against the L.A. Clippers on Jan. 29...CEDI OSMAN moved past JR Smith (585 3FG) for 5th place in three-pointers made with his third triple against Memphis on Feb. 2.

DONOVAN MITCHELL IS NEARING THE CAVS RECORD FOR THREE-POINTERS MADE IN A SINGLE SEASON

| MOST THREES MADE IN A SINGLE SEASON IN CAVS HISTORY | |
|--|-----|
| 1. J.R. Smith (2015-16) | 204 |
| 2. DONOVAN MITCHELL (2022-23) | 194 |
| 3. Wesley Person (1997-98) | 192 |
| 4. Kevin Love (2021-22) | 187 |
| 5. Mo Williams (2008-09) | 183 |
| 6. Kyrie Irving (2016-17) | 177 |

UPCOMING REGULAR SEASON MILESTONES

*YELLOW HIGHLIGHT INDICATES PLAYER IS NEAR MILESTONE


| JARRETT ALLEN | | DARIUS GARLAND | |
|--------------------|-----------|--------------------|-----------|
| 400 GP (398) | Needs 2 | 5,000 PTS (4,324) | Needs 676 |
| 600 BLK (533) | Needs 67 | 300 STL (265) | Needs 35 |
| 1,000 FTM (991) | Needs 9 | 600 3FGM (522) | Needs 778 |
| 2,000 FGM (1,890) | Needs 110 | 2,000 AST (1,565) | Needs 435 |
| DANNY GREEN | | CARIS LEVERT | |
| 1,600 3FGM (1,567) | Needs 33 | 2,000 FGM (1,988) | Needs 12 |
| 500 OREB (499) | Needs 1 | 600 3FGM (525) | Needs 75 |
| 3,000 REB (2,816) | Needs 184 | 400 STL (391) | Needs 9 |
| ROBIN LOPEZ | | DONOVAN MITCHELL | |
| 1,000 GP (971) | Needs 29 | 10,000 PTS (9,675) | Needs 325 |
| 1,100 BLK (1,038) | Needs 62 | 400 GP (398) | Needs 2 |
| | | 1,200 3FGM (1,152) | Needs 48 |
| EVAN MOBLEY | | RAUL NETO | |
| 200 BLK (198) | Needs 2 | 1,000 FGM (924) | Needs 76 |
| | | 300 3FGM (258) | Needs 42 |
| | | 1,000 AST (892) | Needs 108 |
| ISAAC OKORO | | CEDI OSMAN | |
| 2,000 PTS (1,636) | Needs 364 | 4,000 PTS (3,802) | Needs 198 |
| 200 GP (198) | Needs 2 | 600 3FGM (597) | Needs 3 |
| | | 800 AST (792) | Needs 8 |
| | | 300 STL (272) | Needs 28 |
| RICKY RUBIO | | DEAN WADE | |
| 8,000 PTS (7,481) | Needs 519 | 1,000 PTS (842) | Needs 158 |
| 700 GP (681) | Needs 19 | | |
| 3,000 REB (2,797) | Needs 203 | | |

NOTES: CEDI OSMAN handed out his 700th career assist at Toronto on Oct. 19...DONOVAN MITCHELL recorded his 100th career block vs. Washington on Oct. 23...JARRETT ALLEN grabbed his 3,000th career rebound vs. Orlando on Oct. 26; became the only active player age 25 or younger with 3,000 rebounds...JARRETT ALLEN scored his 4,000th career point with his first point at Boston on Oct. 28...DONOVAN MITCHELL made his 3,000th career field goal with his 8th basket at Boston on Oct. 28...DARIUS GARLAND swiped his 200th career steal against Boston on Nov. 2...CARIS LEVERT grabbed his 1,000th career defensive rebound against Boston on Nov. 2...DONOVAN MITCHELL became the 2nd fastest player in NBA history to make 1,000 3FG with his fifth triple at Sacramento on Nov. 9 (355 games)...DARIUS GARLAND made his 400th three-pointer against Minnesota on Nov. 13, becoming the quickest Cavalier ever to reach that mark (188 games)...ROBIN LOPEZ dished out his 800th career assist against Miami on Nov. 20...RAUL NETO played in his 400th career game at Detroit on Nov. 27...DARIUS GARLAND played in his 200th career game against the L.A. Lakers on Dec. 6...JARRETT ALLEN recorded his 1,000th career offensive rebound and 200th steal against Oklahoma City on Dec. 10...DONOVAN MITCHELL scored his 9,000th career point with his 36th point against Indiana on Dec. 16...EVAN MOBLEY played in his 100th career game against Dallas on Dec. 17...ISAAC OKORO made his 500th career field goal with his 4th basket against Toronto on Dec. 23...CARIS LEVERT scored his 5,000th career point with his 7th point against Toronto on Dec. 23...JARRETT ALLEN recorded his 500th career block with his lone swat at Indiana on Dec. 29...ISAAC OKORO grabbed his 500th career rebound at Denver on Jan. 6...DONOVAN MITCHELL swiped his 500th career steal and made his 1,100th career three-pointer at Utah on Jan. 10...CARIS LEVERT made his 500th career three-pointer with his second three at Memphis on Jan. 18...DARIUS GARLAND became the 4th youngest player in Cavaliers history to reach 4,000 career points with his 12th point at New York on Jan. 24 (LeBron James, Collin Sexton, Kyrie Irving)...EVAN MOBLEY grabbed his 1,000th career rebound with his 5th board at Oklahoma City on Jan. 27...DARIUS GARLAND handed out his 1,500th career assist against Memphis on Feb. 2...DARIUS GARLAND made his 500th career triple at Indiana on Feb. 5, becoming the quickest Cavalier ever to reach that mark (227 games)...EVAN MOBLEY recorded his 100th career steal with his first swipe against Chicago on Feb. 11...DEAN WADE grabbed his 500th career rebound with his 4th board at Philadelphia on Feb. 15...EVAN MOBLEY scored his 2,000th career point with his 7th point at Atlanta on Feb. 24; Mobley (130 GP) became the 2nd-fastest Cavalier to record 2,000+ PTS and 1,000+ REB, behind only Brad Daugherty (123 GP).



2022-23 SEASON NOTES



STRONG START: Cleveland has opened up with the 6th-best record in the NBA at 39-25 (26-7 at home), their best start through 64 games since 2016-17 (43-21) and best home start since 2016-17 (26-7).

 **WWWWWWWW:** The Cavs had an 8-game win streak from Oct. 22-Nov. 6, their longest since Nov. 11-Dec. 6, 2017 (13 straight wins).

2022-23 BEST HOME RECORDS IN NBA

| TEAM | HOME RECORD |
|---------------------|--------------------|
| 1. DEN | 28-4 (.875) |
| 2t. MIL | 26-5 (.839) |
| 2t. MEM | 26-5 (.839) |
| 4. CLEVELAND | 26-7 (.788) |

DOING IT ON BOTH ENDS OF THE FLOOR: The Cavaliers rank in the Top 10 in the NBA in both offensive and defensive rating and are on pace to have the 2nd-highest scoring average in franchise history.

| OPPONENT PPG NBA LEADERS ('22-23) | | DEFENSIVE RATING NBA LEADERS ('22-23) | | NET RATING NBA LEADERS ('22-23) | |
|--|--------------|--|--------------|---------------------------------------|-------------|
| TEAM | OPP. PPG | TEAM | DEF. RATING | TEAM | NET |
| 1. CLEVELAND | 106.5 | 1. MIL | 109.1 | 1. BOS | 5.8 |
| 2. MIA | 108.5 | 2. MEM | 109.4 | 2. CLEVELAND | 5.5 |
| 3. PHI | 110.2 | 3. CLEVELAND | 109.6 | 3. DEN | 4.5 |
| 4. MIL | 111.1 | 4. BOS | 111.1 | 4. MEM | 4.2 |
| 5. PHX | 111.3 | 5. MIA | 111.2 | 5. PHI | 3.8 |
| MOST 3FGM THROUGH 64 GAMES IN CAVS HISTORY | | HIGHEST PPG IN CAVS HISTORY | | PPG DIFFERENTIAL LEADERS ('22-23) | |
| CAVS YEAR | 3FGM | CAVS YEAR | PPG | TEAM | DIFF. |
| 2016-17 | 842 | 1979-80 | 114.1 | 1. BOS | +5.7 |
| 2017-18 | 763 | 2022-23 | 111.9 | 2. CLEVELAND | +5.4 |
| 2021-22 | 746 | 2017-18 | 110.9 | 3. DEN | +4.4 |
| 2022-23 | 735 | 2016-17 | 110.3 | 4. MEM | +4.1 |
| 2019-20 | 721 | 1991-92 | 108.9 | 5. MIL | +3.8 |
|  UNDER 100: The Cavs have held teams to under 100 points an NBA-BEST 20 times this season. | | | | | |
|  BIG WINS: The Cavs have 27 wins by 10+ points, the MOST in the NBA. | | | | | |

COMEBACK KINGS: The Cavs have 12 wins this season when trailing in a game by at least 10 points.

| CAVS WINS WHEN TRAILING BY 10+ POINTS THIS SEASON | | | | | | | |
|---|---------|---------------|---------|---------------|---------|--------------|---------|
| OPPONENT | DEFICIT | OPPONENT | DEFICIT | OPPONENT | DEFICIT | OPPONENT | DEFICIT |
| 10/23 vs. WAS | 10 | 11/6 at LAL | 12 | 12/17 vs. DAL | 10 * | 1/12 at POR | 14 |
| 10/28 at BOS | 15 * | 11/27 at DET | 12 | 1/2 vs. CHI | 21 * | 1/16 vs. NOP | 13 * |
| 11/2 vs. BOS | 12 * | 12/16 vs. IND | 13 * | 1/4 vs. PHX | 11 * | 2/11 vs. CHI | 13 * |

*Games in which Cavs trailed by double-digits in the second half and won (8 games)

EXTRA ENERGY: In overtime games this season, the Cavs are a PERFECT 6-0, their most OT wins in a single season in franchise history and most by any NBA team this season. Dating back to last season, Cleveland has won 8 consecutive overtime games.

FOURTH TIME EVER!:

During Cleveland's win at Indiana on Feb. 5, all 5 starters scored at least 17 PTS for just the 4th time in Cavaliers history.

ONLY 4 TIMES HAS EVERY CAVS STARTER SCORED 17+ PTS

| DATE/OPP. | CAVS STARTERS |
|------------------|---|
| 2/5/23 vs. IND | Garland (24), Okoro (20), Mitchell (19), Allen (18), Mobley (17) |
| 3/10/15 vs. DAL | James (27), Irving (22), Love (21), Smith (21), Mozgov (17) |
| 12/19/86 vs. UTA | Harper (29), Bagley (21), Williams (20), Daugherty (19), Hubbard (18) |
| 11/20/75 vs. BUF | Chones (25), Snyder (22), Brewer (19), Clemons (17), Smith (17) |



DONOVAN'S DOMINANCE: DONOVAN MITCHELL has put up strong numbers through his first 53 outings with Cleveland, averaging a career-best 27.2 PPG (9th in NBA, career highs .479 FG%, .389 3FG% and .876 FT%), 4.0 RPG, 4.8 APG and 1.55 SPG (11th in NBA) in 35.4 MPG. He has scored 20+ PTS 39 times, 30+ PTS 22 times and 40+ PTS 6 times. He is **ONE OF ONLY TWO NBA PLAYERS AVERAGING AT LEAST 25.0 PPG AND 1.0 SPG WHILE SHOOTING .470+ FG% AND .380+ 3FG% (Stephen Curry).**

SPIDA ALREADY OWNS THE 3RD-MOST 40-POINT GAMES IN CAVALIERS HISTORY

| PLAYER | 40-PT GAMES |
|---------------------|-------------|
| 1. LeBron James | 51 |
| 2. Kyrie Irving | 11 |
| 3. DONOVAN MITCHELL | 6 |

SPIDA SCORES 71: In a win over Chicago on Jan. 2, Mitchell tallied a **CAREER-HIGH 71 POINTS** on 22-34 (.647) shooting from the field, including 7-15 (.466) from beyond the arc and 20-25 (.800) shooting from the free throw line, a game-high 11 assists, eight rebounds and one block in a career-high 50 minutes of play. **He set several historical marks that night in the diagram below:**

SPIDA SENSES 71

7TH PLAYER IN NBA HISTORY TO RECORD 70+ POINTS IN A GAME

He joined Wilt Chamberlain, Kobe Bryant, David Thompson, David Robinson, Elgin Baylor and Devin Booker.

71 POINTS SET CAVALIERS SCORING RECORD

Mitchell shattered the franchise's single game scoring record, beating the previous mark of 57 by LeBron James (11/3/17 at WAS) and Kyrie Irving (3/12/15 vs. SAS)

1ST PLAYER TO HAVE A 70-PT/10-AST GAME IN NBA HISTORY

Mitchell also became the FIRST PLAYER in league history with his stat line (71 PTS, 11 AST, 8 REB).

4TH CAVS PLAYER EVER TO SCORE 24 POINTS IN A QUARTER

He had 24 PTS in the 3rd Q, becoming the 4th player in Cavs history with 24+ points in a period (LeBron James, Kevin Love, Darius Garland).



MOST POINTS IN ANY NBA GAME SINCE 2006

Mitchell's performance was the biggest since Kobe Bryant's 81-point game against Toronto on Jan. 22, 2006.

99 POINTS SCORED OR ASSISTED – 2ND MOST EVER!

The 99 points Mitchell created were the 2nd most ever behind the night Wilt Chamberlain scored 100 points in 1962, per ESPN Stats & Information research. Chamberlain also had two assists, creating 104 PTS that night.

SCORED 55 POINTS AFTER HALFTIME

After a 16-point first half, Mitchell scored 42 points in the second half (MOST EVER BY A CAV IN EITHER HALF) and 13 of Cleveland's 15 points in overtime.

HELPED CAVS OVERCOME 21-POINT DEFICIT

It was the Cavs' biggest come-from-behind victory this season. Mitchell had 18 PTS in the 4th Q, including the game-tying tip-in to send the game into overtime.

MOST POINTS IN A GAME IN NBA HISTORY

| DATE | PLAYER | POINTS |
|---------------------|-------------------------|-----------|
| March 2, 1962 | Wilt Chamberlain | 100 |
| Jan. 22, 2006 | Kobe Bryant | 81 |
| Dec. 8, 1961 | Wilt Chamberlain | 78 |
| April 9, 1978 | David Thompson | 73 |
| Nov. 16, 1962 | Wilt Chamberlain | 73 |
| Jan. 13, 1962 | Wilt Chamberlain | 73 |
| Nov. 3, 1962 | Wilt Chamberlain | 72 |
| JAN. 2, 2023 | DONOVAN MITCHELL | 71 |
| Feb. 26, 2023 | Damian Lillard | 71 |
| April 24, 1994 | David Robinson | 71 |
| Nov. 15, 1960 | Elgin Baylor | 71 |

*Mitchell was also just the 4th NBA player in league history to make 20 FG and 20 FT in a single game, joining Wilt Chamberlain (3/2/62), Devin Booker (3/24/17) and Michael Jordan (3/28/90).



★ **ALL-STAR STARTER:** Mitchell was selected as a **starter** for the 2023 NBA All-Star Game in Salt Lake City, Utah (Feb. 19). It marked the 4th NBA All-Star selection for Mitchell (2020-2023) and his 1st time as a starter.

★ **THE SPIDA SHOW:** At the 2023 NBA All-Star Game, Mitchell posted the **MOST POINTS** ever scored by a Cavalier in an All-Star Game, tallying 40 PTS, 10 AST and 8 3FGM. No other player in NBA history has ever reached those marks in an All-Star Game.



MOST POINTS SCORED BY A CAVALIER IN AN NBA ALL-STAR GAME

| CAVS PLAYER/YEAR | POINTS |
|--------------------------------|-----------|
| DONOVAN MITCHELL (2023) | 40 |
| Kyrie Irving (2014) | 31 |
| LeBron James (2015) | 30 |

Mitchell also became the 1st player in NBA All-Star Game history to tally 40+ PTS and 10+ AST.

MITCHELL BECAME THE 4TH CAVALIERS PLAYER EVER TO BE NAMED AN NBA ALL-STAR STARTER

| CAVS PLAYER | YEAR AS ALL-STAR STARTER |
|-------------------------|--------------------------|
| LeBron James (10 times) | 2005-2010, 2015-2018 |
| Kyrie Irving (2 times) | 2014, 2017 |
| Shawn Kemp | 1998 |

DONOVAN MITCHELL 2023

Mitchell was the 1st Cavalier selected as an All-Star Game starter since LeBron James in 2018.

🏀 **2X PLAYER OF THE WEEK:** Mitchell has been named the **EASTERN CONFERENCE PLAYER OF THE WEEK** twice this season: Week 9 (Dec. 12-18) and Week 12 (Jan. 2-8). Only 5 other Cavaliers have won multiple POW awards in franchise history (LeBron James-42, Kyrie Irving-4, Andre Miller-2, Terrell Brandon-2, Mike Mitchell-2).

🏀 **SCORING LIKE WILT:** Mitchell topped the 30-point mark 5 times in his first 6 games, including one 40+ PT performance (41 PTS at BOS on 10/28). He became just the **2ND PLAYER IN NBA HISTORY** to record 30+ points in 5 of his first 6 games with a team, joining Wilt Chamberlin (his first 6 games in 1959 with the Warriors).

🏀 **FIRST 10:** Mitchell scored 319 points in the first 10 games, the most by a player in their first 10 outings with the Cavaliers EVER! It was also the 2nd-most points scored by any NBA player in their first 10 games with a team in league history, behind only Wilt Chamberlain (371 points in 1959).

🏀 **RACE TO 1,000:** Mitchell became the **2ND FASTEST PLAYER IN NBA HISTORY** to make **1,000 3FG** with his fifth triple at Sacramento on Nov. 9. He also has the 5th-most 3FG since entering the NBA.

| FASTEST TO 1,000 CAREER 3FGM IN NBA HISTORY | | MOST 3FGM SINCE 2017-18 | |
|---|---------------------------|----------------------------|--------------|
| PLAYER | GAMES TO REACH 1,000 3FGM | PLAYER | 3FGM |
| Buddy Hield | 350 | 1. Buddy Hield | 1,507 |
| DONOVAN MITCHELL | 355* | 2. Stephen Curry | 1,385 |
| Stephen Curry | 369 | 3. James Harden | 1,337 |
| <i>Mitchell made his 1,000th career triple on Nov. 9</i> | | 4. Damian Lillard | 1,307 |
| | | 5. DONOVAN MITCHELL | 1,152 |
| Mitchell is the FASTEST player in NBA history to reach 9,000 PTS and 1,000 3FG (371 games) | | | |





DG THE PG: In his 54 appearances, **DARIUS GARLAND** is averaging a career-high 21.9 points, a team-high 7.9 assists (7th in NBA) and 1.26 steals (22nd in NBA) in 35.1 minutes. He is also shooting a career-high .421 from three (13th-best in NBA), has 16 double-doubles and has scored 30+ PTS 8 times and 40+ PTS 3 times.

| NBA PLAYERS AVERAGING 20.0+ PPG, 7.0+ APG AND 1.0+ SPG | |
|---|--|
| PLAYER | |
| *DARIUS GARLAND, CLE | |
| Luka Doncic, DAL | |
| Nikola Jokic, DEN | |
| James Harden, PHI | |
| Ja Morant, MEM | |
| LaMelo Ball, CHA | |
| Trae Young, ATL | |
| Tyrese Haliburton, IND | |

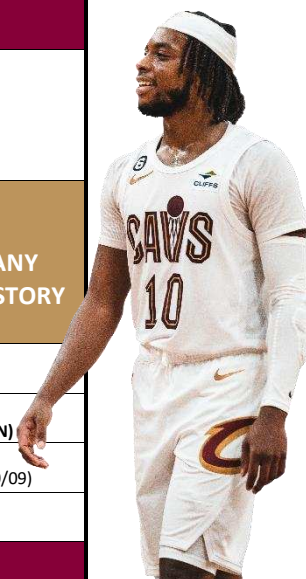
| GARLAND'S HIGHEST SCORING GAMES | |
|---------------------------------|-------------------------|
| PTS | DATE/OPP. |
| *51 | 11/13/22 vs. MIN |
| *46 | 12/26/22 vs. BKN |
| 41 | 3/8/22 at IND |
| *41 | 11/18/22 vs. CHA |
| <i>*This Season</i> | |

***GARLAND IS THE ONLY PLAYER IN THE NBA
W/20.0+ PPG, 7.0+ APG, 1.0+ SPG & .400+ 3FG%**

41 PTS, 6 AST, 5 STL: In a win over Charlotte on Nov. 18, Garland tallied a game-high 41 points (16-26 FG), six assists, a career-high five steals and one block in a career-high 48 minutes. He became just the **2nd Cavs player in team history to record 40+ PTS, 5+ AST and 5+ STL (LeBron James – 47 PTS, 8 AST, 5 STL on Feb. 6, 2010 vs. NYK).**

51-POINT EXPLOSION: Against Minnesota on Nov. 13, Garland finished with a **career-high 51 points** on 16-30 (.533) shooting from the field, including 10-14 (.714) shooting from beyond the arc, a team-high six assists, two rebounds and one steal in 40 minutes. **Check out historical marks he achieved that night below:**

| DG'S 51-POINT NIGHT | | | |
|---|--|---|--|
| 6 TH PLAYER IN NBA HISTORY TO RECORD | | | |
| 50+ PTS, 10+ 3FG AND 5+ AST | | | |
| (STEPHEN CURRY, DAMIAN LILLARD, KYRIE IRVING, JAMES HARDEN AND KLAY THOMPSON) | | | |
| 4 TH | 3 RD | MOST | 2 ND |
| CAVS PLAYER TO SCORE 50 POINTS IN A GAME | CAVS PLAYER TO MAKE 10+ 3FG IN A GAME | POINTS IN A 4 TH QUARTER IN CAVS HISTORY | MOST POINTS SCORED IN ANY SINGLE QUARTER IN CAVS HISTORY |
| LeBron James (9 times) | Kyrie Irving (11 3FG, 1/28/15) | 27 PTS DARIUS GARLAND (11/13/22 vs. MIN) | 34 PTS (1 st Q) Kevin Love (11/23/16 vs POR) |
| Kyrie Irving (2 times) | C.J. Miles (10 3FG, 1/7/14) | 24 PTS LeBron James (1/6/08 at TOR) | 27 PTS (4th Q) DARIUS GARLAND (11/13/22 vs MIN) |
| Walt Wesley (2/19/71) | DARIUS GARLAND (10 3FG, 11/13/22) | 23 PTS LeBron James (12/4/15 at NOP) | 24 PTS (3 times, LeBron James) (4 th Q 1/6/08, 1 st Q 4/11/08, 3 rd Q 2/20/09) |
| DARIUS GARLAND (11/13/22) | | 23 PTS LeBron James (11/12/17 vs. BKN) | 24 PTS (3 rd Q) Donovan Mitchell (1/2/23 vs. CHI) |
| SET CAREER HIGHS IN POINTS (51), FGM (16) & 3FGM (10) | | | |



THE RETURN OF DG: In his return from injury in a win over Boston on Nov. 2, Garland posted 29 PTS, 12 AST, 5 REB, 3 STL and just 1 turnover in 42 minutes. Only 2 other Cavaliers have ever recorded 25+ PTS, 10+ AST, 5+ REB, 3+ STL and 1 turnover or less in a single game.

| THE ONLY CAVS PLAYERS TO RECORD 25+ PTS, 10+ AST, 5+ REB, 3+ STL and 1 TURNOVER OR LESS | | |
|--|------------------------|--|
| PLAYER | DATE/OPPONENT | STAT LINE |
| DARIUS GARLAND | 11/2/22 vs. BOS | 29 PTS, 12 AST, 5 REB, 3 STL, 1 TOV |
| LeBron James | 1/16/05 at SEA | 35 PTS, 11 AST, 5 REB, 4 STL, 1 TOV |
| Randy Smith | 1/29/80 vs. LAL | 31 PTS, 10 AST, 5 REB, 3 STL, 1 TOV |





DOUBLE-DOUBLE JA: JARRETT ALLEN has posted a team-high 28 double-doubles, tied for 12th-most in the NBA. He is averaging 14.8 points (.654 FG%), 9.9 rebounds, 0.77 steals and 1.19 blocks in 33.1 minutes.

MR. ACCURACY: Allen currently owns the HIGHEST FG% in franchise history at .650 in his 164 games with the Cavaliers (min. 100 FGM).

HIGH RANKING: This season, Allen ranks 5th in the NBA in FG%, 13th in RPG and 18th in BPG.

THE ONLY ONE: Allen is the ONLY PLAYER in the East shooting .600+ FG% and averaging 14.0+ PPG.

JARRETT ALLEN'S CAREER 20-REBOUND GAMES

| REB | DATE/OPP. |
|---------------------|-----------------------|
| 24 | 1/16/19 at HOU |
| 22 | 2/4/22 at CHA |
| 21 | 11/25/19 at CLE |
| *20 | 11/7/22 at LAC |
| *This Season | |


2022-23 NBA LEADERS IN CONTESTED SHOTS PER GAME

| PLAYER | CONT. SHOTS PER GAME |
|------------------------------|----------------------|
| 1. Brook Lopez, MIL | 17.2 |
| 2. Nic Claxton, BKN | 12.0 |
| 3. JARRETT ALLEN, CLE | 11.7 |
| 4. Ivica Zubac, LAC | 11.7 |

BEST FG% IN EASTERN CONFERENCE

| PLAYER | FG% |
|------------------------------|-------------|
| 1. Nic Claxton, BKN | .714 |
| 2. JARRETT ALLEN, CLE | .654 |
| 3. Onyeka Okongwu, ATL | .630 |



MARVELOUS MOBLEY: EVAN MOBLEY, a 2023 NBA Rising Star , has played in 62 games and is averaging 16.0 points (.552 FG%-19th best in NBA), a career-high 8.8 rebounds (21st in NBA), 2.7 assists, 0.79 steals and 1.34 blocks (10th in NBA) in 34.1 minutes, while posting 17 double-doubles.

2022-23 NBA PLAYERS AVERAGING 15.0+ PPG ON .500+ FG%, 8.0+ RPG, 2.0+ APG and 1.0+ BPG

| NBA PLAYER |
|--------------------------|
| Joel Embiid, PHI |
| *EVAN MOBLEY, CLE |
| Anthony Davis, LAL |

19 BUCKETS VS. BUCKS: Mobley scored a career-high 38 PTS (19-27 FG) in a win over Milwaukee on Jan. 21. All 38 of his points came without making a single 3FG or FT, becoming just the 4th NBA player since three-pointers were adopted in 1979 to accomplish that feat with 38+ PTS.

NBA PLAYERS SINCE 1979 TO TALLY 38+ PTS W/ 0 3FGM & 0 FTM IN A SINGLE GAME

| PLAYER/DATE | STAT LINE |
|--------------------------------------|------------------------------|
| Hakeem Olajuwon (1/30/97 vs. DEN) | 48 PTS, 0 3FGM, 0 FTM |
| Alex English (12/6/88 at NYK) | 38 PTS, 0 3FGM, 0 FTM |
| Alex English (3/3/84 vs. UTA) | 44 PTS, 0 3FGM, 0 FTM |
| George Gervin (1/25/85 vs. SAS) | 42 PTS, 0 3FGM, 0 FTM |
| EVAN MOBLEY (1/21/23 vs. MIL) | 38 PTS, 0 3FGM, 0 FTM |

SCORING AND BLOCKING: Mobley has scored in double figures in 55 games so far and has blocked at least one shot in 46 outings, including a career-best 8-block performance at Detroit on Nov. 4.

MOST GAMES WITH AT LEAST 1 BLOCK IN NBA THIS SEASON

| GAMES | PLAYER |
|-----------|-------------------------|
| 51 | Brook Lopez, MIL |
| 50 | Nic Claxton, BKN |
| 47 | Myles Turner, IND |
| 47 | Walker Kessler, UTA |
| 46 | EVAN MOBLEY, CLE |

A BIT OF EVERYTHING: Mobley tallied 21 points, a career-high 18 rebounds, five assists, two blocks and one steal in a career-high 45 minutes during a win over Charlotte on Nov. 18. He became just the 9th player in Cavaliers history with 20+ PTS, 15+ REB, 5+ AST, 2+ BLK and 1+ STL (LeBron James, Brad Daugherty, Campy Russell, Andre Drummond, Kevin Love, Drew Gooden, Bingo Smith, Cliff Robinson).

MOST BLOCKS IN A SINGLE GAME IN CAVS HISTORY

| BLOCKS | CAVS PLAYER | DATE/OPP. |
|----------|--------------------|-----------------------|
| 11 | Larry Nance | 1/7/89 vs NYK |
| 9 | Hot Rod Williams | 2/3/88 at WAS |
| 8 | EVAN MOBLEY | 11/4/22 at DET |
| 8 | Larry Nance | 11/27/91 vs PHI |
| 8 | Larry Nance | 3/26/93 at PHI |
| 8 | Larry Nance | 4/10/92 at NJ |

FIRST 100 GAMES: Mobley is the ONLY player in Cavs history to accumulate 1,400+ PTS on .500+ FG%, 800+ REB, 200+ AST and 150+ BLK in their first 100 career games.

DOING IT ALL: In a win at New Orleans on Feb. 10, Mobley became the FIRST PLAYER IN CAVS HISTORY to finish a game with 28+ PTS, 13+ REB, 3+ STL, 2+ BLK and .722+ FG%.





ICE HOT: Over the last 32 games, **ISAAC OKORO** is shooting .550 (93-169) from the field and .446 (37-83) from beyond the arc.

| OKORO ON THE RISE | |
|--|--|
| NUMBERS OVER THE LAST 32 GAMES | |
| .550 FG%, .446 3FG%, 8.2 PPG, 3.1 RPG, 1.6 APG | |
| NUMBERS OVER THE FIRST 32 GAMES | |
| .414 FG%, .224 3FG%, 4.4 PPG, 2.1 RPG, 0.7 APG | |

PLAY EVERY GAME: Okoro is the **only Cavalier** this season to play in every game so far (64 GP).

PEANUT BUTTER AND CEDI: **CEDI OSMAN** has scored in double figures in **25** games (5 20-PT games) and is averaging **8.9** points and 2.3 rebounds in 21.0 minutes off the bench. He became the **2nd** Cavalier since 1985-86 to record 10+ points off the bench in the Cavs first four games of a season (Jordan Clarkson, 2018-19).

15+ POINTS: Osman scored at least 15 PTS in each of the first 3 games, becoming just the **4th player in Cavaliers history** to record three straight games with 15+ points off the bench to start a season.

| 2022-23 NBA BENCH LEADERS IN PLUS/MINUS | |
|---|---------------------------|
| +/- | PLAYER |
| +256 | 1. Isaiah Joe, OKC |
| +213 | 2. Immanuel Quickley, NYK |
| +201 | 3. CEDI OSMAN, CLE |

| THE ONLY CAVS PLAYERS TO OPEN A SEASON WITH 3 STRAIGHT GAMES OF 15+ PTS OFF THE BENCH | |
|---|----------------|
| PLAYER | YEAR |
| Campy Russell | 1976-77 |
| Austin Carr | 1978-79 |
| Jordan Clarkson | 2018-19 |
| CEDI OSMAN | 2022-23 |

CED3: In a win over the L.A. Clippers on Jan. 29, Osman went a perfect 7-7 from beyond the arc and scored a career-high tying 29 PTS in 22 MIN off the bench. He became just the **3rd player in franchise history** to finish a game a perfect 7-7 or better from three, joining Kyrie Irving (7-7, 3/12/15) and Mo Williams (7-7, 11/28/09), and is the **1st** Cavaliers reserve to do so.

| CAVS PLAYERS TO SHOOT A PERFECT 7-7 3FG IN A SINGLE GAME (ALL-TIME) | |
|--|------------------------|
| PLAYER | DATE/OPPONENT |
| Mo Williams (7-7 3FG) | 3/12/15 at SAS |
| Kyrie Irving (7-7 3FG) | 11/28/09 vs. DAL |
| CEDI OSMAN (7-7 3FG) | 1/29/23 vs. LAC |
| *Osman is the 1ST BENCH PLAYER IN CAVS HISTORY to accomplish this feat, and is also the 2ND PLAYER IN TEAM HISTORY to finish a game with 29+ PTS in 22 MIN or fewer. | |

ALL ABOUT VERT: **CARIS LEVERT** has scored in double figures in 35 games, including a 41-point outburst at Boston on Oct. 28, and is averaging **11.6 points, 3.9 rebounds and 4.0 assists in 30.0 minutes**.

20+ POINT NIGHTS: LeVert has topped the **20-point mark 11 times this season**, including a stretch of 3 straight 20-plus point performances from Dec. 9-12.

| LEVERT'S CAREER 40-POINT GAMES | |
|--------------------------------|------------------------|
| POINTS | DATE/OPPONENT |
| 51 | 3/3/20 at BOS |
| 43 | 1/8/21 at MEM |
| 42 | 2/4/22 vs. CHI |
| *41 | 10/28/22 at BOS |
| *This Season | |



JERSEY NUMBERS: Here's a breakdown of the Cavaliers' 2022-23 record by jersey.

White: 15-12

Wine: 14-4

Black: 7-6

City: 3-3



RECENT TRANSACTIONS:

2/18/22 – The Cavaliers reached a buyout agreement with forward Kevin Love, making him a free agent.

2/15/22 – The Cavaliers signed forward Danny Green for the remainder of the 2022-23 season.

10/15/22 – The Cavaliers exercised the third-year (2023-24) contract option on Evan Mobley and the fourth-year (2023-24) contract option on Isaac Okoro; also waived Sharife Cooper, Mamadi Diakite, Nate Hinton, R.J. Nembhard and Jamorko Pickett.

9/27/22 – The Cavaliers signed forward Dean Wade to a multi-year contract extension.

9/26/22 – The Cavaliers added forwards Mamadi Diakite and Jamorko Pickett and guards Nate Hinton and Sharife Cooper to their 2022 training camp roster.

9/3/22 – The Cavaliers acquired NBA All-Star guard Donovan Mitchell in a trade with the Utah Jazz; In exchange, Cleveland sent guard Collin Sexton (via sign and trade), forward Lauri Markkanen, guard Ochai Agbaji and three future unprotected

first round draft picks (2025, 2027, 2029) to Utah, while also agreeing to pick swaps in 2026 and 2028.

7/9/22 – The Cavaliers signed guard Darius Garland to a multi-year contract extension.

7/8/22 – The Cavaliers signed guard Ricky Rubio, center Robin Lopez and guard Raul Neto.

7/3/22 – The Cavaliers signed guard R.J. Nembhard to a Two-Way contract.

7/2/22 – The Cavaliers signed 2022 NBA Draft picks Ochai Agbaji and Isaiah Mobley (Two-Way).

6/28/22 – The Cavaliers extended a qualifying offer to guard Collin Sexton and a Two-Way contract qualifying offer to guard R.J. Nembhard.

6/24/22 – The Cavaliers selected guard Ochai Agbaji from the University of Kansas with the 14th overall pick in the 2022 NBA Draft; also selected center Khalifa Diop with the 39th pick out of Senegal, forward Isaiah Mobley with the 49th pick out of USC and forward Luke Travers with the 56th pick out of Australia.

CAVALIERS OFF THE COURT NOTES

CAVALIERS SEASON OF GIVING:



hosts for the evening were Cavs players **Isaac Okoro** and **Lamar Stevens** who were also joined by head coach **J.B. Bickerstaff**, assistant coach **Luke Walton** and members of the front office and senior leadership team who served the 150 special guests the traditional Thanksgiving meal of turkey with all the fixings.

CAVALIERS COACHES AND PLAYERS DELIVER SMILES AND GIFTS TO PATIENTS AT CLEVELAND CLINIC CHILDRENS: 'Tis the season to spread holiday cheer and that's exactly what the Cleveland Cavaliers did on Tuesday, December 20th. The team visited with patients at Cleveland Clinic Children's and went from room-to-room, bringing joy and holiday gifts to the young patients and their families. The annual Holiday Hospital Visit is part of the Cavs Season of Giving, presented by UPS.

THANKFUL FOR ALL HOLIDAY DINNER: The Cleveland Cavaliers 2022 Season of Giving Delivered by UPS tipped off on Thursday, November 17th with their "Thankful for ALL" holiday dinner at Rocket Mortgage FieldHouse for families that are part of Cleveland Metropolitan School District's Project ACT. The surprise



Stevens (pictured right) also partnered with The Light Center Recovery and several other organizations locally to serve the Akron, OH area by giving out over 150 turkeys and providing an early Thanksgiving dinner for 100+ members of the community at the Ed Davis Community Center in Akron on November 19th.

JARRETT ALLEN – MEALS & MATH: Cavs center Jarrett Allen hosted his sixth annual Meals + Math Thanksgiving event on November 17. The budgeting event provided 25 kids from a local Cleveland elementary school and their families with Thanksgiving groceries while simultaneously teaching kids about math and budgeting.



With support from Giant Eagle, Allen gave each participant a sample grocery list, calculator, and budget of \$100 (in the form of a Giant Eagle gift card). Allen joined volunteers from the Cavs to help the participants calculate costs and budget their meals. In conjunction with this event, Allen also partnered with Microsoft to provide each student with a Surface Tablet and with Beats by Dre to provide EP headphones. Participants also received items for the Cavs and the NBA.

DARIUS GARLAND TURKEY DRIVE: Cavs guard Darius Garland organized a turkey and Thanksgiving meal giveaway on November 17 at Warrensville Heights High School where he gave away more than 250 turkeys and Thanksgiving meals to the community.



CAVALIERS SURPRISE VISIT TO GIANT EAGLE: As part of the season of giving, Evan Mobley, Darius Garland and Donovan Mitchell gave Clevelanders a surprise visit to a local Giant Eagle and were joined by their families to ring up holiday shoppers and take care of the check as part of our annual Season of Giving.

DYLAN WINDLER PROVIDES TARGET SHOPPING SPREE: Cavs forward Dylan Windler surprised 15 single moms and their kids from The Haven Home (an organization that compassionately serves under-resourced women and their children by empowering sustainable independence) with a Target shopping trip in December for the holidays. The families got to pick out gifts and to make their list and check it twice. Each family also left with a little surprise to be sure their holiday cheer didn't stop there!

IMPACTING YOUTH OFF THE COURT:

DONOVAN MITCHELL & YMCA OF GREATER CLEVELAND: Mitchell in the month of December donated Adidas clothing and apparel to the YMCA of Greater Cleveland during a family night event to help provide some winter essentials to the community.

KEVIN LOVE | WORLD MENTAL HEALTH DAY: Hundreds gathered at Rocket Mortgage FieldHouse on October 10th for World Mental Health Day for a multi-school district mental health and safety summit, hosted by the Kevin Love Fund. The kids and teachers in attendance from across Greater Cleveland were surprised by Kevin Love himself at the event where he talked to the crowd for 15 minutes sharing his thoughts on mental health and his mental health journey.

DARIUS GARLAND & OTHER CLEVELAND ATHLETES PROMOTE THE BOYS & GIRLS CLUB: To help promote the Boys & Girls Clubs of Northeast Ohio and their efforts to increase the number of kids it serves, Darius Garland along with Myles Garrett and Kareem Hunt of the Cleveland Browns and United States Olympian (Cleveland native) Katie Nageotte contributed to a fight song for Cleveland called “The Land”, which served as a rallying effort to try and help double the number of kids the Boys & Girls Clubs of Northeast Ohio serves by 2025. It was released on December 21st and hit close to home for Garland who went to the Boys & Girls Club growing up as a child.



RICKY RUBIO | ONE MONTH ONE CAUSE

Once a month In order to encourage and support the work of social organizations in Cleveland, the Ricky Rubio Foundation promotes One Month One Cause which proposes to invite, once a month, a community entity to a Cavaliers game.



This project provides 30 tickets to a representative of the organization to dispose of them and extend the invitation to whomever he or she deems appropriate. Once the game is over, the representative will take a picture with Ricky Rubio on the field.

With this initiative, The Ricky Rubio Foundation pursues multiple objectives. To promote social values, promote social participation, raise awareness among Cavaliers stakeholders and raise awareness about different social issues.

RICKY RUBIO | BOYS HOPE GIRLS HOPE: During the month of December, Ricky Rubio used his one month one cause program to showcase and support Boys Hope Girls Hope of Northeast Ohio. They are an organization that seek to nurture and guide motivated young people in need to become well-educated and career-ready men and women for others. Rubio helped support and showcase their efforts in providing dynamic family-like environments, goal setting and mentoring, as well as emotional, social, and spiritual support for young people in the USA and Latin America.

Rubio has also partnered with other organizations like Prayers for Maria, American Cancer Society, A Breathe of Hope, Special Olympics Ohio, Volunteers of America, LUNgevity Foundation and more.

ALL-STAR WEEKEND:

DONOVAN MITCHELL GIFTS GRAMBLING STATE UNIVERSITY HIS NEW SIGNATURE SHOE THE D.O.N ISSUE #4:

During All-Star Weekend, Adidas announced the extension of its partnership with Grambling State University, An HBCU located in Grambling, Louisiana.

With this partnership, GSU had the chance to highlight their school, its values and its culture and had the opportunity to spread awareness to HBCU's.

As part of the announcement, Donovan Mitchell surprised GSU players with specifically designed pairs of D.O.N Issue #4 exclusive colorway prior to the HBCU Classic, which spotlights the basketball programs of Historically Black Colleges.

In return, GSU gifted Mitchell his very own customized Tigers jersey for his collaboration and support of their school.



EVAN MOBLEY – NBA CARES: As part as the NBA's Day of Service, Evan Mobley and other NBA Rising Stars volunteered with NBA Cares to package 500 backpacks filled with food and essentials for those facing homelessness in Salt Lake City.




It was Mobley's second time involved with NBA Cares during All-Star Weekend having participated in last year's Rising Stars event at the 2022 NBA All-Star Weekend in Cleveland.

HISTORICAL ACHIEVEMENT:

BRAD DAUGHERTY BECAME THE FIRST BLACK PRINCIPAL OWNER TO WIN DAYTONA 500:

On Sunday Feb. 19, Bally Sports Ohio Analyst and Cavalier legend Brad Daugherty became the first black principal NASCAR owner to ever win the Daytona 500. The No. 47 car was driven by Ricky Stenhouse Jr.

It was alongside co-owners and longtime business partners Jodi and Tad Geschickter of JTG Daugherty Racing that the win was captured on NASCAR's biggest stage.





#31 Jarrett Allen

Center - 6-11 - 248lbs - 04/21/1998 - Texas/USA

6th Year Pro

PERSONAL: Is the son of Leonard and Cheryl Allen...has one older brother, Leonard II...father, Leonard, played basketball at San Diego State (1982-85); he was selected by the Dallas Mavericks in the third round of the 1985 NBA Draft (50th overall pick) and played professionally in Europe...won a gold medal with the USA U18 National Team at the FIBA Americas U18 Championship in July 2016 in Valdivia, Chile...attended St. Stephen's Episcopal HS in Austin, Texas...is interested in computers.

| | GP | GS | PPG | RPG | APG | SPG | BPG | MPG | FG% | 3FG% | FT% | | 2022-23 HIGHS | CAREER HIGHS |
|---------|--------|-----|------|-----|-----|------|------|------|---------|------|------|-----|-------------------|-------------------|
| 2022-23 | 57 | 57 | 14.8 | 9.9 | 1.6 | 0.77 | 1.19 | 33.2 | .654 | .111 | .733 | PTS | 24 5 times | 29 at CHA 2/4/22 |
| Career | 398 | 333 | 12.0 | 8.9 | 1.4 | 0.58 | 1.34 | 27.5 | .631 | .183 | .703 | FGM | 12 at NYK 1/24/23 | 13 at WAS 12/3/21 |
| | POINTS | | | | REB | AST | BLK | STL | | | | | | |
| | 10+ | 20+ | 30+ | | 10+ | 10+ | 3+ | 3+ | DBL-DBL | | | | | |
| 2022-23 | 45 | 16 | -- | | 32 | -- | 5 | 2 | 28 | | -- | | | |
| Career | 257 | 48 | -- | | 174 | -- | 54 | 5 | 143 | | -- | | | |

| RECENT GAMES | | | | | | | | | | | | | |
|--------------|-----|-------|-------|------|------|----|----|----|---|----|----|----|----|
| OPPONENT | W/L | MIN | FG-A | 3P-A | FT-A | OR | DR | TR | A | PF | ST | TO | BS |
| 2/26 vs. TOR | W | 32:47 | 10-13 | 0-1 | 3-3 | 3 | 8 | 11 | 1 | 0 | 0 | 2 | 0 |
| 2/24 at ATL | L | 29:28 | 4-8 | 0-0 | 6-6 | 3 | 6 | 9 | 0 | 2 | 0 | 0 | 2 |
| 2/23 vs. DEN | L | 29:53 | 6-10 | 0-0 | 2-2 | 5 | 8 | 13 | 2 | 3 | 1 | 1 | 0 |
| 2/15 at PHI | L | 38:04 | 5-6 | 0-0 | 2-2 | 5 | 2 | 7 | 4 | 3 | 0 | 0 | 0 |
| 2/13 vs. SAS | W | 38:51 | 7-11 | 0-0 | 3-3 | 5 | 6 | 11 | 0 | 3 | 2 | 0 | 3 |

Injury List — Missed 1 game due to Left Ankle; Soreness (11/13); Missed 1 game due to Illness; Non-Covid Related (11/16); Missed 4 games due to Low Back; Contusion (11/27, 11/28, 12/2, 12/4); Missed 1 game due to Back; Contusion (11/30)

NOTES:

- 🏆 Tallied a team-high tying 24 points on 12-17 (.705) shooting from the field, a team-high 12 rebounds and one block in 39 minutes on Jan. 24 at NYK.
- 🏆 Contributed his 17th double-double of the season with 24 points on 9-12 (.750) shooting from the field, a team-high 11 rebounds, five assists, two steals and one block in 37 minutes. Allen scored 18 of his points in the 2nd half on 6-7 (.857) shooting from the field, marking his highest scoring total in the 2nd half this season.
- 🏆 Contributed his 16th double-double of the season with a season-high tying 24 points on 11-17 (.647) shooting from the field, a team-high 10 rebounds, six assists and one steal in 39 minutes on Jan. 12 at POR. It was the fifth time in his career with 6+ assists and his first career game with 20+ PTS, 10+ REB and 5+ AST.
- 🏆 Recorded his 14th double-double of the season with 19 points on 8-11 (.727) shooting from the field, a game-high 14 rebounds, one steal and one block in 38 minutes on Dec. 29 at IND. His lone blocked of the game was his 500th career blocked shot.
- 🏆 Chipped in his 11th double-double of the season with 21 points on 7-9 (.778) shooting from the field, 11 rebounds, one steal and one block in 37 minutes of play on Dec. 10 vs. OKC. He also recorded his 1,000th career offensive rebound and 200th career steal in the game.
- 🏆 Chipped in 24 points on 11-14 (.785) shooting from the field, 11 rebounds, three steals and one block in 38 minutes on Dec. 6 vs. LAL.
- 🏆 Tallied his second 20-10 game of the season with a season-high 24 PTS on 10-12 (.833) shooting from the field, a game-high 13 REB, 2 AST and 1 STL in 36 MIN of play on Nov. 23 vs. POR.
- 🏆 Contributed his eighth double-double of the season with 20 points on 8-11 (.727) shooting from the field, 12 rebounds and a season-high four blocks in a career-high 46 minutes of play on Nov. 18 vs. CHA.
- 🏆 Recorded 10 PTS, a game-high 20 REB, 3 AST and a game-high 2 BLK in 33 MIN on Nov. 7 at LAC. It was the 4th time in his career he grabbed 20+ REB.



#21 Mamadi Diakite

Forward - 6-9 - 224lbs - 01/21/1997 - Virginia/Guinea

3rd Year Pro

PERSONAL: Was born in Conakry, Guinea to Aboubacar Sidiki Diakite and Aminata Kaba...attended Blue Ridge School in Saint George, Virginia...NBA Champion (2021, Bucks)...NBA G League Champion (2021, Lakeland Magic)...All-NBA G League First Team (2021)...NBA G League All-Defensive Team (2021)...NBA G League All-Rookie Team (2021)...NCAA Champion (2019).

| | GP | GS | PPG | RPG | APG | SPG | BPG | MPG | FG% | 3FG% | FT% | | 2022-23 HIGHS | CAREER HIGHS |
|---------|--------|-----|-----|-----|-----|------|------|-----|---------|------|------|-----|--------------------|-------------------|
| 2022-23 | 16 | 2 | 1.6 | 0.8 | 0.1 | 0.13 | 0.38 | 6.2 | .423 | .267 | .000 | PTS | 6 vs. PHI 11/30/22 | 13 at CHI 5/16/21 |
| Career | 43 | 6 | 2.9 | 2.4 | 0.3 | 0.30 | 0.47 | 9.9 | .460 | .179 | .680 | FGM | 2 4 times | 4 5 times |
| | POINTS | | | | REB | AST | BLK | STL | | | | | | |
| | 10+ | 20+ | 30+ | | 10+ | 10+ | 3+ | 3+ | DBL-DBL | | | | | |
| 2022-23 | -- | -- | -- | | -- | -- | -- | -- | -- | | -- | | | |
| Career | 3 | -- | -- | | 1 | -- | 1 | -- | -- | | -- | | | |

| RECENT GAMES | | | | | | | | | | | | | |
|--------------|-----|-----|------|------|------|----|----|----|---|----|-----------------------------|----|----|
| OPPONENT | W/L | MIN | FG-A | 3P-A | FT-A | OR | DR | TR | A | PF | ST | TO | BS |
| 2/26 vs. TOR | W | | | | | | | | | | Inactive - G League Two-Way | | |
| 2/24 at ATL | L | | | | | | | | | | Inactive - G League Two-Way | | |
| 2/23 vs. DEN | L | | | | | | | | | | Inactive - G League Two-Way | | |
| 2/15 at PHI | L | | | | | | | | | | Inactive - G League Two-Way | | |
| 2/13 vs. SAS | W | | | | | | | | | | | | |

I - NWT — 1 on the season.; I - GLTW — 28 on the season.; I - P — 1 on the season.

NOTES:

- 🏆 2021-22: Appeared in 13 games (three starts) for Oklahoma City, averaging 4.3 points and 4.5 rebounds in 14.5 minutes
- 🏆 Scored a season-high 12 points to go with eight rebounds and three blocks in 30 minutes at Portland on Feb. 4, 2022
- 🏆 Grabbed a career-best 10 rebounds at Dallas on Feb. 2, 2022





#10 Darius Garland

Guard • 6-1 • 186lbs • 01/26/2000 • Vanderbilt/USA

4th Year Pro

PERSONAL: Father, Winston, played seven NBA seasons...both of his grandfathers served in the U.S. Army....played on AAU team Bradley Beal Elite and has developed relationship with Wizards All-Star Beal...averaged 28.6 points and shot 59.7 percent as a senior for Brentwood Academy...won a record-tying four state championships...second player in Tennessee history to win three consecutive Mr. Basketball awards, joining Brandon Wright.

| | GP | GS | PPG | RPG | APG | SPG | BPG | MPG | FG% | 3FG% | FT% | | 2022-23 HIGHS | CAREER HIGHS |
|---------|--------|-----|------|-----|-----|------|------|------|---------|------|------|-----|---------------------|---------------------|
| 2022-23 | 54 | 54 | 21.9 | 2.6 | 7.9 | 1.26 | 0.13 | 35.1 | .468 | .421 | .868 | PTS | 51 vs. MIN 11/13/22 | 51 vs. MIN 11/13/22 |
| Career | 235 | 231 | 18.4 | 2.6 | 6.7 | 1.13 | 0.10 | 33.8 | .449 | .388 | .873 | FGM | 16 2 times | 16 2 times |
| | POINTS | | | | REB | AST | BLK | STL | | | | | | |
| | 10+ | 20+ | 30+ | | 10+ | 10+ | 3+ | 3+ | DBL-DBL | | | | | |
| 2022-23 | 52 | 31 | 8 | -- | 16 | -- | 8 | 16 | -- | | | | | |
| Career | 210 | 99 | 16 | 1 | 52 | -- | 22 | 52 | 1 | | | | | |

| RECENT GAMES | OPPONENT | W/L | MIN | FG-A | 3P-A | FT-A | OR | DR | TR | A | PF | ST | TO | BS | PTS |
|--------------|----------|-------|-------|------|------|------|----|----|----|---|----|----|----|----|-----|
| 2/26 vs. TOR | W | 34:21 | 6-12 | 3-4 | 3-3 | 1 | 2 | 3 | 11 | 1 | 0 | 0 | 2 | 2 | 18 |
| 2/24 at ATL | L | 31:00 | 11-19 | 4-8 | 7-7 | 0 | 0 | 0 | 2 | 1 | 2 | 3 | 0 | 33 | 33 |
| 2/23 vs. DEN | L | 36:48 | 7-20 | 1-6 | 7-8 | 0 | 1 | 1 | 5 | 2 | 2 | 2 | 0 | 22 | 22 |
| 2/15 at PHI | L | 42:31 | 10-14 | 3-3 | 4-6 | 0 | 2 | 2 | 6 | 4 | 3 | 1 | 0 | 27 | 27 |
| 2/13 vs. SAS | W | 29:51 | 7-13 | 0-4 | 2-2 | 0 | 2 | 2 | 7 | 4 | 0 | 6 | 0 | 16 | 16 |

Injury List — Missed 3 games due to Left Eye Laceration (10/22, 10/23, 10/26); Missed 2 games due to Left Eye; Laceration (10/28, 10/30); Missed 1 game due to Left Knee; Sprain (11/4); Missed 3 games due to Right Thumb; Sprain (12/31, 1/2, 1/4); Missed 1 game due to Right Thumb; Soreness (2/8)

NOTES:

- Recorded a game-high 32 points on 11-19 (.578) shooting from the field, including 4-6 (.667) shooting from beyond the arc, a game-high 11 assists and two rebounds in 33 minutes of play on Feb. 2 vs. MEM. It was his third game of the season with 30+ PTS and 10+ AST.
- Tallied his 10th double-double of the season with a game-high 30 points, including shooting 5-10 (.500) from beyond the arc, a game-high 11 assists, six rebounds and one steal in 40 minutes on Jan. 16 vs. NOP. It was the first time in his career recording 30+ points, 10+ assists and 5+ rebounds. Garland scored 25 of his points in the second half on 7-14 (.500) shooting from the field and 4-6 (.667) shooting from beyond the arc, marking the fourth time in his career with 25+ points in a half.
- Finished with a game-high 46 points on 14-20 (.700), including 5-7 (.714) shooting from beyond the arc, a team-high eight assists, three rebounds and one steal in 40 minutes of play on Dec. 26 vs. BKN. He also made a season-high 13 free throws, the second-highest free throw makes in his career (15 FTM on March 11, 2022 at MIA). It was his fourth career 40-point game. Garland became just the third player in Cavaliers history to finish with 40+ PTS, 8+ AST and a .700+ FG%, joining LeBron James and Ron Harper. He is just the 10th player in NBA history to finish with 40+ PTS, 8+ AST and 5+ 3FGM on .700+ FG% in a game.
- Tallied a game-high 41 points on 16-26 (.615) shooting from the field, a game-high tying six assists, a career-high five steals and one block in a career-high 48 minutes. Garland became the second Cavs player in team history to record 40+ PTS, 5+ AST and 5+ STL (LeBron James – 47 PTS, 8 AST, 5 STL on Feb. 6, 2010 vs. NYK).
- Finished with a **career-high 51 points** on 16-30 (.533) shooting from the field, including 10-14 (.714) shooting from beyond the arc, a team-high six assists, two rebounds and one steal in 40 minutes on Nov. 13 vs. MIN. **His 10 three-pointers were a career-high** and he became the third Cavs player in team history with 10+ threes in a game (Kyrie Irving, 11-19 3FG on Jan. 28, 2015 vs. POR and C.J. Miles, 10-14 3FG on Jan. 7, 2014 vs. PHI). Garland scored a career-high 27 of his points in the 4th quarter, including 6-10 (.600) shooting from beyond the arc, marking the 2nd time scoring 20+ points in a quarter for his career. **His 27 fourth quarter points were the most points in a 4th quarter in team history** and the 2nd-most points in any quarter by a Cavs player in team history (Kevin Love, 34 PTS in 1st. Q on Nov. 23, 2016).



#14 Danny Green

Forward • 6-6 • 215lbs • 06/22/1987 • North Carolina/

14th Year Pro

PERSONAL: Born June 22, 1987 in North Babylon, N.Y.... Son of Danny Green Sr. and Rene' Darrell... Attended St. Mary's High School in Manhasset, N.Y., and was named a McDonald's All-American. Attended University of North Carolina (2005-2009), winning a National Championship with the Tar Heels in 2009. Is cousins with former NBA player Gerald Green and current New Orleans Pelicans head coach Willie Green.

| | GP | GS | PPG | RPG | APG | SPG | BPG | MPG | FG% | 3FG% | FT% | | 2022-23 HIGHS | CAREER HIGHS |
|---------|--------|-----|-----|-----|-----|------|------|------|---------|------|-------|-----|------------------|--------------------|
| 2022-23 | 6 | 0 | 3.2 | 0.8 | 0.3 | 0.33 | 0.17 | 11.9 | .316 | .400 | 1.000 | PTS | 6 vs. TOR 2/5/23 | 33 vs. PHX 4/11/14 |
| Career | 825 | 709 | 8.7 | 3.4 | 1.5 | 1.03 | 0.77 | 25.2 | .421 | .399 | .805 | FGM | 2 vs. TOR 2/5/23 | 12 vs. PHX 4/11/14 |
| | POINTS | | | | REB | AST | BLK | STL | | | | | | |
| | 10+ | 20+ | 30+ | | 10+ | 10+ | 3+ | 3+ | DBL-DBL | | | | | |
| 2022-23 | -- | -- | -- | -- | -- | -- | -- | -- | -- | | | | | |
| Career | 316 | 39 | 1 | 6 | -- | 37 | 79 | 5 | -- | | | | | |

| RECENT GAMES | OPPONENT | W/L | MIN | FG-A | 3P-A | FT-A | OR | DR | TR | A | PF | ST | TO | BS | PTS |
|--------------|----------|-------|-----|------|------|------|----|----|----|---|----|----|----|----|-----|
| 2/26 vs. TOR | W | 5:46 | 1-2 | 1-2 | 1-1 | 0 | 0 | 0 | 0 | 0 | 0 | 0 | 2 | 1 | 4 |
| 2/24 at ATL | L | 10:29 | 1-2 | 1-2 | 0-0 | 0 | 0 | 0 | 0 | 0 | 3 | 0 | 0 | 0 | 3 |
| 2/23 vs. DEN | L | | | | | | | | | | | | | | |
| 2/15 at PHI | L | 11:48 | 1-4 | 1-3 | 0-0 | 0 | 1 | 1 | 0 | 0 | 1 | 0 | 0 | 0 | 3 |
| 2/10 at MIA | L | | | | | | | | | | | | | | |

Injury List — Missed 45 games due to Left Knee; Surgery Recovery (10/19, 10/27, 10/31, 11/2, 11/4, 11/6, 11/7, 11/9, 11/11, 11/13, 11/15, 11/18, 11/20, 11/22, 11/25, 11/27, 11/30, 12/2, 12/4, 12/5, 12/7, 12/9, 12/12, 12/15, 12/17, 12/23, 12/25, 12/27, 12/29, 12/31, 1/1, 1/4, 1/5, 1/8, 1/9, 1/11, 1/14, 1/16, 1/18, 1/20, 1/22, 1/23, 1/25, 1/27, 1/29); Missed 3 games due to Left Knee Surgery Recovery (10/21, 10/22, 10/24); Missed 1 game due to Left Knee; Surgery (12/20); Missed 1 game due to Left Knee; Rtn From Injury Management (LT Knee Surgery) (2/2)

I - T — 1 on the season.

- Has appeared in three games this season with the Memphis Grizzlies, recording a season-high six points on Feb. 5 vs. TOR.
- 2021-22:** Appeared in 62 games (28 starts) with Philadelphia, averaging 5.9 points and 2.5 rebounds on .380 shooting from beyond the arc in 21.8 minutes. Scored 10+ points 10 times, including a season-high 18 points on April 7, 2022 at TOR.





#3 Caris LeVert

Guard • 6-6 • 205lbs • 08/25/1994 • Michigan/USA

7th Year Pro

PERSONAL: Mother is Kim LeVert...Has a brother, Darryl...would like to become a basketball coach after his playing career is over...played football and tennis growing up, in addition to basketball...favorite restaurant is Chipotle...Lists He Got Game as his favorite movie and Power as his favorite television show...Allen Iverson was his favorite basketball player growing up...Lists juggling as his off-court hidden talent...favorite athlete in another sport is Usain Bolt.

| | GP | GS | PPG | RPG | APG | SPG | BPG | MPG | FG% | 3FG% | FT% | | 2022-23 HIGHS | CAREER HIGHS |
|---------|--------|-----|------|-----|-----|------|------|------|------|---------|---------|-----|--------------------|-------------------|
| 2022-23 | 58 | 26 | 11.6 | 3.9 | 4.0 | 0.83 | 0.24 | 30.0 | .411 | .360 | .720 | PTS | 41 at BOS 10/28/22 | 51 at BOS 3/3/20 |
| Career | 376 | 206 | 14.2 | 3.8 | 4.0 | 1.04 | 0.32 | 27.9 | .434 | .337 | .735 | FGM | 12 at BOS 10/28/22 | 19 vs. CHI 2/4/22 |
| | POINTS | | | | REB | AST | BLK | STL | | DBL-DBL | TPL-DBL | | | |
| | 10+ | 20+ | 30+ | | 10+ | 10+ | 3+ | 3+ | | | | | | |
| 2022-23 | 35 | 11 | 1 | | 1 | -- | -- | 2 | | 1 | -- | | | |
| Career | 262 | 87 | 16 | | 4 | 10 | 6 | 32 | | 13 | 1 | | | |

| RECENT GAMES | | | | | | | | | | | | | | |
|--------------|-----|-------|------|------|------|----|----|----|---|----|----|----|----|-----|
| OPPONENT | W/L | MIN | FG-A | 3P-A | FT-A | OR | DR | TR | A | PF | ST | TO | BS | PTS |
| 2/26 vs. TOR | W | 22:54 | 2-5 | 1-2 | 2-2 | 0 | 3 | 3 | 6 | 1 | 1 | 1 | 0 | 7 |
| 2/24 at ATL | L | 9:03 | 0-2 | 0-2 | 0-0 | 0 | 1 | 1 | 0 | 2 | 0 | 1 | 0 | 0 |
| 2/23 vs. DEN | L | 31:57 | 3-5 | 0-2 | 0-0 | 0 | 4 | 4 | 9 | 1 | 0 | 1 | 1 | 6 |
| 2/15 at PHI | L | 28:17 | 2-3 | 1-2 | 0-0 | 1 | 3 | 4 | 5 | 1 | 1 | 3 | 1 | 5 |
| 2/13 vs. SAS | W | 20:19 | 2-4 | 0-2 | 0-0 | 1 | 0 | 1 | 5 | 2 | 1 | 2 | 0 | 4 |

Injury List — Missed 4 games due to Left Ankle; Sprain (11/21, 11/23, 11/25, 11/27); Missed 2 games due to Right Hamstring; Soreness (2/2, 2/5)

NOTES:

- Chipped in a game-high 23 points on 10-19 (.526) shooting from the field, seven rebounds, four assists and one steal in 37 minutes on Dec. 31 at CHI.
- Tallied a team-high 22 points, including shooting 4-9 (.444) from beyond the arc, four rebounds and four assists in 38 minutes of play on Dec. 10 vs. OKC.
- Chipped in a team-high 22 points, six rebounds and a team-high tying six assists in 37 minutes on Dec. 9 vs. SAC. It was his 11th career game with 20+ PTS, 6+ REB and 6+ AST.
- Recorded a game-high 22 points on 8-11 (.727) shooting from the field, including 3-4 (.750) shooting from beyond the arc, six rebounds, four assists and one steal in 33 minutes off the bench on Nov. 30 vs. PHI. It was his highest shooting percentage of the season.
- Tallied his first double-double of the season with 21 points, a game-high 10 rebounds, six assists and two steals in 38 minutes on Nov. 9 at SAC. It was the fourth time in his career grabbing 10+ rebounds.
- Finished with 41 points, including shooting 11-12 (.916) from the charity stripe, seven assists, four rebounds, and three steals in 43 minutes on Oct. 28 at BOS. LeVert's 42 points are the most he has scored since joining the Cavaliers last season and it was the fourth game of his career with 40+ points. LeVert joined Donovan Mitchell (41 PTS) as the first pair of Cavaliers teammates with 40+ points in a regular season game in franchise history.



#33 Robin Lopez

Center • 7-0 • 280lbs • 04/01/1988 • Stanford/USA

15th Year Pro

PERSONAL: Full name is Robin Byron Lopez...mother, Deborah Ledford, was a collegiate swimmer at Stanford, ranked second in the world in the 400 individual medley, and tried out for the 1968 U.S. Olympic team...In addition to his twin brother, Brook, who he played with at Stanford and is also a 15-year NBA veteran, has two other brothers, Alexander and Christopher, and one sister, Ursula Richardson.

| | GP | GS | PPG | RPG | APG | SPG | BPG | MPG | FG% | 3FG% | FT% | | 2022-23 HIGHS | CAREER HIGHS |
|---------|--------|-----|-----|-----|-----|------|------|------|------|---------|---------|-----|--------------------|--------------------|
| 2022-23 | 32 | 1 | 2.8 | 1.3 | 0.4 | 0.03 | 0.13 | 7.7 | .655 | .667 | .750 | PTS | 12 at CHI 10/22/22 | 30 vs. LAC 2/26/10 |
| Career | 971 | 604 | 8.5 | 4.8 | 0.8 | 0.22 | 1.07 | 21.4 | .537 | .301 | .742 | FGM | 6 at CHI 10/22/22 | 13 vs. LAC 2/26/10 |
| | POINTS | | | | REB | AST | BLK | STL | | DBL-DBL | TPL-DBL | | | |
| | 10+ | 20+ | 30+ | | 10+ | 10+ | 3+ | 3+ | | | | | | |
| 2022-23 | 1 | -- | -- | | -- | -- | -- | -- | | -- | -- | | | |
| Career | 405 | 42 | 1 | | 100 | 1 | 116 | 1 | | 84 | -- | | | |

| RECENT GAMES | | | | | | | | | | | | | | |
|--------------|-----|------|------|------|------|----|----|----|---|----|----|----|----|-----|
| OPPONENT | W/L | MIN | FG-A | 3P-A | FT-A | OR | DR | TR | A | PF | ST | TO | BS | PTS |
| 2/26 vs. TOR | W | 4:42 | 1-1 | 0-0 | 0-0 | 0 | 0 | 0 | 0 | 0 | 0 | 1 | 0 | 2 |
| 2/24 at ATL | L | 2:03 | 1-1 | 0-0 | 0-0 | 0 | 0 | 0 | 1 | 0 | 0 | 0 | 0 | 2 |
| 2/23 vs. DEN | L | | | | | | | | | | | | | |
| 2/15 at PHI | L | | | | | | | | | | | | | |
| 2/13 vs. SAS | W | | | | | | | | | | | | | |

Injury List — Missed 2 games due to Illness (12/26, 12/29)

NOTES:

- Contributed 12 points on 6-7 (.857) shooting from the field, three rebounds and two blocks in 16 minutes off the bench on Oct. 22 at CHI.
- 2021-22: Played in 36 games (nine starts), averaging 7.1 points and 3.5 rebounds in 17.0 minutes with Orlando. Scored 10+ points on 11 occasions and 20+ points on one occasion.
- Recorded three double-doubles last season and recorded a season-high 20 points, 10 rebounds, four assists and one block in 38 minutes on Dec. 18, 2021 at Brooklyn.
- Finished with a career-high 11 assists on Dec. 22, 2021, recording five more assists than his previous career-high.





#45 Donovan Mitchell

Guard • 6-3 • 215lbs • 09/07/1996 • Louisville/USA

6th Year Pro

PERSONAL: Son of Nicole and Donovan Mitchell, Sr...Has one younger sister (Jordan)...Nickname is Spida...Best moment of his athletic career to date was his high-flying dunk at the Elite 24 game...Has a signature shoe line with adidas...his favorite musical artists is Jay Z and he can play the drums and saxophone...Mitchell majored in communications in college at Louisville and his favorite NFL player is former Louisville quarterback, Lamar Jackson...Follow him on twitter @spidamitchell.

| | GP | GS | PPG | RPG | APG | SPG | BPG | MPG | FG% | 3FG% | FT% | | 2022-23 HIGHS | CAREER HIGHS |
|---------|--------|-----|------|-----|-----|------|------|------|---------|------|------|-----|-------------------|-------------------|
| 2022-23 | 53 | 53 | 27.2 | 4.0 | 4.8 | 1.55 | 0.40 | 35.4 | .479 | .389 | .876 | PTS | 71 vs. CHI 1/2/23 | 71 vs. CHI 1/2/23 |
| Career | 398 | 390 | 24.3 | 4.1 | 4.5 | 1.32 | 0.30 | 34.0 | .446 | .365 | .839 | FGM | 22 vs. CHI 1/2/23 | 22 vs. CHI 1/2/23 |
| | POINTS | | | | REB | AST | BLK | STL | | | | | | |
| | 10+ | 20+ | 30+ | | 10+ | 10+ | 3+ | 3+ | DBL-DBL | | | | | |
| 2022-23 | 51 | 39 | 22 | | 2 | 2 | -- | 10 | 4 | | -- | | | |
| Career | 380 | 284 | 108 | | 5 | 6 | -- | 60 | 11 | | -- | | | |

| RECENT GAMES | OPPONENT | W/L | MIN | FG-A | 3P-A | FT-A | OR | DR | TR | A | PF | ST | TO | BS | PTS |
|--------------|----------|-------|-------|------|------|------|----|----|----|---|----|----|----|----|-----|
| 2/26 vs. TOR | W | 31:08 | 13-21 | 8-12 | 1-1 | 1 | 5 | 6 | 4 | 4 | 3 | 3 | 1 | 1 | 35 |
| 2/24 at ATL | L | 31:58 | 6-17 | 2-10 | 5-5 | 0 | 1 | 1 | 3 | 4 | 1 | 1 | 0 | 0 | 19 |
| 2/23 vs. DEN | L | 35:24 | 9-22 | 2-7 | 2-2 | 1 | 2 | 3 | 3 | 3 | 4 | 2 | 0 | 0 | 22 |
| 2/15 at PHI | L | 41:51 | 11-24 | 4-11 | 7-8 | 3 | 2 | 5 | 5 | 1 | 2 | 2 | 1 | 1 | 33 |
| 2/13 vs. SAS | W | 36:50 | 16-26 | 6-13 | 3-4 | 1 | 3 | 4 | 5 | 2 | 1 | 2 | 1 | 1 | 41 |

Injury List — Missed 1 game due to Left Ankle; Sprain (11/4); Missed 1 game due to Right Ankle; Strain (11/13); Missed 3 games due to Right Lower Leg; Soreness (12/9, 12/10, 12/12); Missed 5 games due to Left Groin; Strain (1/18, 1/20, 1/21, 1/26, 1/27); Missed 1 game due to Left Groin; Soreness (2/8)

NOTES:

- Tallied a game-high 35 points, including 8-12 (.667) shooting from beyond the arc, six rebounds, four assists, a game-high three steals and one block in 34 minutes on Feb. 26 vs. TOR. His eight triples tied his season high for three-pointers made in a game.
- Chipped in a game-high 41 points on 16-26 (.615) shooting from the field, including 6-13 (.461) shooting from beyond the arc, five assists, three rebounds, one steal and one block in 37 minutes on Feb. 13 vs. SAS. It was his sixth game with 40+ points on the season.
- Finished with a game-high 46 PTS on 14-27 (.518) shooting from the field, including 11-11 shooting from the foul line to go with six assists, five rebounds and a game-high three steals in 36 minutes on Jan. 10 at UTA. His 46 points were the second-most points in a players first road game vs. their former team in NBA history.
- Tallied a **CAREER-HIGH 71 points** on 22-34 (.647) shooting from the field, including 7-15 (.466) from beyond the arc and 20-25 (.800) shooting from the free throw line, a game-high 11 assists, eight rebounds and one block in a career-high 50 minutes of play on Jan. 2nd vs. CHI. **He was just the 7th player in NBA HISTORY to record 70+ points in a game** (Wilt Chamberlain, Kobe Bryant, David Thompson, David Robinson, Elgin Baylor and Devin Booker). His 71 points were the most points scored in Cavaliers history, surpassing the previous high of 57 points (LeBron James and Kyrie Irving). **He was the ONLY PLAYER IN NBA HISTORY to record 70+ PTS, 11+ AST and 8+ REB in a game.** No other player in league history has ever recorded 70 points and 10 assists in a game.
- Mitchell recorded 24 of his points in the third quarter, including a perfect 12-12 shooting from the free throw line in the quarter. It was the sixth time in his career with 20+ points in a single quarter. **He was the 4th player in Cavs history with 24+ points in a quarter** (LeBron James, Kevin Love, Darius Garland). He is the first Cavs player to shoot 12-12 or better from the free throw line in a quarter since Zydrunas Ilgauskas shot 12-12 from the charity strip in the fourth quarter on Jan. 27, 2006 at IND. His 24 points in the third quarter was the second-highest scoring total in a quarter by a Cavalier this season (Darius Garland had 27 PTS in the 4th quarter on Nov. 13 vs. MIN).
- Mitchell scored 55 of his 71 points in the second half and overtime**, including 42 PTS in the 2nd half and 13 PTS in overtime (had just 15 PTS at halftime). His 42 PTS in the second half was the most points in any half by a Cavalier in team history.
- Mitchell's 20 FTM and 25 FTA were both career-highs and he is the 2nd Cavaliers player in team history with 20+ free throws made in a game (LeBron James had 24 FTM on March 12, 2006 at MIA).
- Tallied a team-high 36 points, including shooting 15-16 (.937) from the free throw line, six assists, four rebounds, and a team-high tying two steals in 37 minutes on Dec. 21 vs. MIL. Mitchell's 15 made free throws tied his career-high for free throws made in a game.
- Finished with a game-high 41 points on 14-24 (.583) shooting from the field, including 8-15 (.533) shooting from beyond the arc, three assists and one steal in 37 minutes on Dec. 16 vs. IND. He scored 18 of his points in the fourth quarter on 5-6 (.833) shooting from the field. It was his season-high for points in the 4th quarter.
- Recorded a game-high 43 points, including 4-8 (.500) shooting from beyond the arc, six rebounds, five assists and a game-high four steals in 40 minutes on Dec. 6 vs. LAL. Mitchell was the 3rd player in Cavs history with 40+ PTS, 5+ REB, 5+ AST and 4+ STL.
- Finished with a game-high 34 points on 12-21 (.571) shooting from the field, including 7-11 (.636) shooting from beyond the arc, one steal and one block in 37 minutes on Dec. 2 vs. ORL. He scored 16 of his points in the first quarter on 6-8 (.750) shooting from the field, including 3-5 (.600) shooting from beyond the arc. His 16 points were tied for his most points in an opening quarter this season (16 PTS in 1st Q on Nov. 16 at MIL).
- Chipped in a near triple-double with 29 points on 10-20 (.500) shooting from the field, 10 rebounds, nine assists, two steals and one block in 37 MIN on Nov. 11 at GSW.
- Recorded a game-high 38 points on 16-28 (.571) shooting from the field, five rebounds, four assists and one steal in 39 minutes on Nov. 9 at SAC. He recorded his 1,000th career 3FGM in the game, becoming the 2nd fastest NBA player in history to reach 1,000 3FGM.
- Finished with his first double-double of the season, contributing a game-high 38 points on 12-20 (.600) shooting from the field, including 8-13 (.615) shooting from beyond the arc, a career-high 12 assists, three rebounds, two blocks and one steal in 37 minutes on Oct. 30 vs. NYK. It is Mitchell's second career game with 30+ points and 10+ assists (37 PTS, 10 AST on March 2, 2022 at HOU).
- Recorded a game-high tying 41 points on 15-26 (.576) from the field, including 5-9 (.556) from beyond the arc, four rebounds, three assists and one steal in 46 minutes of play on Oct. 28 at BOS. It was Mitchell's 10th career game with 40+ points (first with Cleveland) and he joined Caris LeVert (41 PTS) as the first pair of Cavaliers teammates with 40+ points in a regular season game in franchise history.
- Recorded a game-high 37 points, a team-high tying four assists, five rebounds, a game-high three steals and one block in 44 minutes on Oct. 23 vs. WAS. It was his 3rd consecutive game with 30+ points, becoming just the 3rd player in NBA HISTORY to record 30+ points in his first three games with a new team (Wilt Chamberlain, eight straight in 1959-60 with PHI and Glenn Robinson, three straight in 2002-03 with ATL).
- Tallied a game high 32 points, nine rebounds, eight assists and one steal in 35 minutes on Oct. 22 at CHI. He became the 1st Cavs player ever to open a season with back-to-back 30-point games.
- Recorded a game-high 31 PTS in 35 MIN during his Cavaliers debut on Oct. 19 at TOR. **His 31 PTS were tied for the most EVER by a player in his Cavs debut (Ron Brewer, 31 PTS in debut on Dec. 26, 1981 vs. MIL).**





#4 Evan Mobley

Forward/Center • 7-0 • 215lbs • 06/18/2001 • USC/USA

2nd Year Pro

PERSONAL: In addition to being teammates now on the Cavs, played with his brother, Isaiah, at USC in 2020-21...father, Eric, is an assistant coach at USC and played professionally overseas...has an extensive sneaker collection...first sport was soccer, which helped with his footwork...attended Rancho Christian High School in Temecula, California, where he averaged 20.5 points, 12.2 rebounds, 5.2 blocks and 4.6 assists during his senior season and was named the 2019-20 Morgan Wooten National High School Player of the Year...was a 2020 McDonald's All-American, a two-time California Gatorade Player of the Year and a 2020 Naismith Player of the Year finalist...won gold medals with USA Basketball at the 2019 FIBA U-19 World Cup and 2018 FIBA U-17 World Cup.

| | GP | GS | PPG | RPG | APG | SPG | BPG | MPG | FG% | 3FG% | FT% |
|---------|-----|-----|------|-----|-----|------|------|------|------|------|------|
| 2022-23 | 62 | 62 | 16.0 | 8.8 | 2.7 | 0.79 | 1.34 | 34.1 | .552 | .220 | .696 |
| Career | 131 | 131 | 15.5 | 8.5 | 2.6 | 0.80 | 1.51 | 34.0 | .529 | .236 | .678 |

| | POINTS | | | REB | AST | BLK | STL | | |
|---------|--------|-----|-----|-----|-----|-----|-----|---------|---------|
| | 10+ | 20+ | 30+ | 10+ | 10+ | 3+ | 3+ | DBL-DBL | TPL-DBL |
| 2022-23 | 55 | 13 | 2 | 19 | -- | 7 | 2 | 17 | -- |
| Career | 112 | 25 | 3 | 41 | -- | 23 | 4 | 38 | -- |

| RECENT GAMES | | | | | | | | | | | | | | | |
|--------------|-----|-------|-------|------|------|----|----|----|---|----|----|----|----|-----|--|
| OPPONENT | W/L | MIN | FG-A | 3P-A | FT-A | OR | DR | TR | A | PF | ST | TO | BS | PTS | |
| 2/26 vs. TOR | W | 33:22 | 7-14 | 2-6 | 2-4 | 3 | 6 | 9 | 4 | 2 | 1 | 2 | 1 | 18 | |
| 2/24 at ATL | L | 29:49 | 6-11 | 0-0 | 1-2 | 0 | 4 | 4 | 2 | 3 | 1 | 4 | 1 | 13 | |
| 2/23 vs. DEN | L | 37:50 | 12-19 | 2-4 | 5-5 | 2 | 7 | 9 | 1 | 4 | 1 | 1 | 1 | 31 | |
| 2/15 at PHI | L | 35:30 | 9-19 | 0-4 | 5-7 | 1 | 8 | 9 | 1 | 4 | 0 | 2 | 0 | 23 | |
| 2/13 vs. SAS | W | 37:42 | 5-10 | 0-1 | 5-8 | 2 | 7 | 9 | 1 | 2 | 1 | 3 | 2 | 15 | |

Injury List — Missed 2 games due to Right Ankle; Soreness (12/31, 1/2)

| | 2022-23 HIGHS | CAREER HIGHS |
|------|---------------------|---------------------|
| PTS | 38 vs. MIL 1/21/23 | 38 vs. MIL 1/21/23 |
| FGM | 19 vs. MIL 1/21/23 | 19 vs. MIL 1/21/23 |
| FGA | 27 vs. MIL 1/21/23 | 27 vs. MIL 1/21/23 |
| 3FGM | 2 6 times | 2 10 times |
| 3FGA | 6 vs. TOR 2/26/23 | 6 vs. TOR 2/26/23 |
| FTM | 9 at HOU 1/26/23 | 9 at HOU 1/26/23 |
| FTA | 10 at HOU 1/26/23 | 10 at HOU 1/26/23 |
| OREB | 8 at GSW 11/11/22 | 8 at GSW 11/11/22 |
| DREB | 13 vs. CHA 11/18/22 | 13 2 times |
| TREB | 18 vs. CHA 11/18/22 | 18 vs. CHA 11/18/22 |
| ASTS | 7 at IND 12/29/22 | 7 2 times |
| STLS | 3 2 times | 5 at IND 3/8/22 |
| BLKS | 8 at DET 11/4/22 | 8 at DET 11/4/22 |
| MINS | 45 vs. CHA 11/18/22 | 45 vs. CHA 11/18/22 |

NOTES:

Chipped in 31 points on 12-19 shooting from the field, nine rebounds, one steal and one block in 38 minutes of play. He scored 14 of his points in the first quarter, tying his season-high for points in any quarter. 🍌

Tallied 28 points on 13-18 shooting from the field, a game-high 13 rebounds, two assists, a game-high three steals and two blocks in 37 min on Feb. 10 at NOP. It was his first game of the season with 25+ PTS and 10+ rebounds.

🍌 Recorded a career-high 38 points on 19-27 (.704) shooting from the field, nine rebounds and three assists in 38 minutes on Jan. 21 vs. MIL. Mobley scored 20 of his points in the second half, also marking his career high for points in any half. He is just the fourth Cavaliers player aged 21 or younger to record 38+ PTS in a game (LeBron James, Collin Sexton and Kyrie Irving). His 19 field goal made are tied for the most by a Cavs player aged 21 or younger (LeBron James, 3 times). He is just the fourth NBA player since three-pointers were adopted in 1979 to record 38+ PTS without a single three-pointer or free throw made (Hakeem Olajuwon, 48 PTS on Jan. 30, 1997, Alex English, 2 times and George Gervin, 42 PTS on Jan. 25, 1985). It was his second career 30-point game (30 PTS on March 14, 2022 vs. LAC).

🍌 Recorded his 10th double-double of the season with 21 points on 8-14 (.571) shooting from the field, a team-high 12 rebounds and three assists in 37 minutes on Dec. 10 vs. OKC.

🍌 Chipped in his eighth double-double of the season with 18 points on 9-10 (.900) shooting from the field, a game-high 13 rebounds, four assists, a team-high two blocks and one steal in 38 minutes on Dec. 2 vs. ORL. His .900 FG% was a career-high (min. 5 FGM).

🍌 Recorded 18 points, a game-high 15 rebounds, one steal and two blocks in 33 minutes on Nov. 28 at TOR. It was his 5th career game with 15+ PTS and 15+ REB.

🍌 Finished with his third double-double of the season, chipping in 21 points, a career-high 18 rebounds, five assists, two blocks and one steal in a career-high 45 minutes. It was his first career game with 20+ PTS, 15+ REB and 5+ AST. Mobley became the 9th Cavalier in team history with 20+ PTS, 15+ REB, 5+ AST, 2+ BLK and 1+ STL.

🍌 Tallied 11 PTS, 8 REB, a CAREER-HIGH 8 BLK and 2 AST in 30 MIN on Nov. 4 at DET. Mobley became the youngest Cavaliers player to record 8 blocks and just the third Cavs player in team history with 8+ BLK (Hot Rod Williams and Larry Nance).



#15 Isaiah Mobley

Forward • 6-10 • 240lbs • 09/24/1999 • USC/USA

Rookie

PERSONAL: His parents are Eric and Nicol Mobley...averaged 22 points, 13 rebounds, four assists and three blocks at Rancho Christian High School...was the only Californian to play in the 42nd annual McDonald's All-American Game at State Farm Arena in Atlanta...his brother Evan Mobley was an NBA All-Rookie First Team selection for the Cavaliers last season and was selected with the 3rd pick by the Cavaliers in the 2021 NBA Draft.

| | GP | GS | PPG | RPG | APG | SPG | BPG | MPG | FG% | 3FG% | FT% |
|---------|----|----|-----|-----|-----|------|------|-----|------|------|------|
| 2022-23 | 8 | 0 | 1.1 | 1.4 | 0.0 | 0.13 | 0.00 | 3.3 | .500 | .500 | .000 |
| Career | 8 | 0 | 1.1 | 1.4 | 0.0 | 0.13 | 0.00 | 3.3 | .500 | .500 | .000 |

| | POINTS | | | REB | AST | BLK | STL | | |
|---------|--------|-----|-----|-----|-----|-----|-----|---------|---------|
| | 10+ | 20+ | 30+ | 10+ | 10+ | 3+ | 3+ | DBL-DBL | TPL-DBL |
| 2022-23 | -- | -- | -- | -- | -- | -- | -- | -- | -- |
| Career | -- | -- | -- | -- | -- | -- | -- | -- | -- |

| RECENT GAMES | OPPONENT | W/L | MIN | FG-A | 3P-A | FT-A | OR | DR | TR | A | PF | ST | TO | BS | PTS |
|--------------|----------|-----|-----|------|------|------|----|----|----|---|----|----|----|----|-----|
| 2/26 vs. TOR | W | | | | | | | | | | | | | | |
| 2/24 at ATL | L | | | | | | | | | | | | | | |
| 2/23 vs. DEN | L | | | | | | | | | | | | | | |
| 2/15 at PHI | L | | | | | | | | | | | | | | |
| 2/13 vs. SAS | W | | | | | | | | | | | | | | |

I - GLTW — 44 on the season.

| | 2022-23 HIGHS | CAREER HIGHS |
|------|-------------------|-------------------|
| PTS | 3 at CHI 10/22/22 | 3 at CHI 10/22/22 |
| FGM | 1 4 times | 1 4 times |
| FGA | 2 3 times | 2 3 times |
| 3FGM | 1 at CHI 10/22/22 | 1 at CHI 10/22/22 |
| 3FGA | 1 2 times | 1 2 times |
| FTM | -- | -- |
| FTA | -- | -- |
| OREB | 1 at TOR 11/28/22 | 1 at TOR 11/28/22 |
| DREB | 3 2 times | 3 2 times |
| TREB | 4 at TOR 11/28/22 | 4 at TOR 11/28/22 |
| ASTS | -- | -- |
| STLS | 1 at MIL 11/16/22 | 1 at MIL 11/16/22 |
| BLKS | -- | -- |
| MINS | 7 at TOR 11/28/22 | 7 at TOR 11/28/22 |

NOTES:

🍌 Recorded his first career NBA points with a three-pointer on Oct. 22 at CHI.

🍌 Selected in the second round (49th overall pick) in the 2022 NBA Draft by the Cleveland Cavaliers.

🍌 Last season at University of Southern California, averaged 10.1 points, 7.0 rebounds and 2.0 assists in 34.1 minutes during 32 games (all starts) last season for the Trojans.





#19 Raul Neto

Guard • 6-2 • 180lbs • 05/19/1992 • UCAM Murcia (Spain)/Brazil

8th Year Pro

PERSONAL: Born Raul Togni Neto on May 19, 1992, in Belo Horizonte, Minas Gerais, Brazil...Name is pronounced "Hah-OOL Nett-oh"...Speaks fluent Portuguese, Spanish and English...Says his dad is the biggest influence in his life...If he wasn't a basketball player, he would be an engineer...Lists his favorite food as sushi...Basketball player he most looks up to is Steve Nash...Used his first NBA paycheck to take his brother out to dinner...Follow him on twitter at @RaulTogni.

| | GP | GS | PPG | RPG | APG | SPG | BPG | MPG | FG% | 3FG% | FT% | | 2022-23 HIGHS | CAREER HIGHS |
|---------|--------|-----|-----|-----|-----|------|------|------|---------|------|------|-----|---------------|---------------------|
| 2022-23 | 41 | 1 | 3.1 | 1.0 | 1.4 | 0.39 | 0.07 | 10.2 | .517 | .333 | .920 | PTS | 14 2 times | 25 at TOR 5/6/21 |
| Career | 428 | 99 | 5.7 | 1.5 | 2.1 | 0.65 | 0.08 | 15.6 | .457 | .364 | .811 | FGM | 5 2 times | 10 vs. ORL 12/27/20 |
| | POINTS | | | | REB | AST | BLK | STL | | | | | | |
| | 10+ | 20+ | 30+ | | 10+ | 10+ | 3+ | 3+ | DBL-DBL | | | | | |
| 2022-23 | 3 | -- | -- | -- | -- | -- | -- | 1 | -- | -- | -- | | | |
| Career | 82 | 7 | -- | -- | -- | 1 | -- | 17 | -- | -- | -- | | | |

| RECENT GAMES | | | | | | | | | | | | | | |
|--------------|-----|-------|------|------|------|----|----|----|---|----|----|----|----|-----|
| OPPONENT | W/L | MIN | FG-A | 3P-A | FT-A | OR | DR | TR | A | PF | ST | TO | BS | PTS |
| 2/26 vs. TOR | W | 4:42 | 0-0 | 0-0 | 0-0 | 0 | 2 | 2 | 0 | 2 | 0 | 0 | 0 | 0 |
| 2/24 at ATL | L | 10:29 | 3-5 | 1-1 | 0-0 | 1 | 1 | 2 | 4 | 1 | 0 | 0 | 0 | 7 |
| 2/23 vs. DEN | L | | | | | | | | | | | | | |
| 2/15 at PHI | L | 09:52 | 0-1 | 0-0 | 2-2 | 0 | 1 | 1 | 0 | 1 | 0 | 0 | 0 | 2 |
| 2/13 vs. SAS | W | | | | | | | | | | | | | |

Injury List — Missed 1 game due to Right Ankle; Sprain (11/2)

NOTES:

- Recorded a season-high tying 14 points, a season-high eight assists, and a season-high four steals in 36 minutes of play during his first start of the season on Feb 8 vs. DET. It was the fifth time in his career he had recorded 4+ steals.
- Tallied a season-high 14 points on 5-7 (.714) shooting from the field, two rebounds, one block and one steal in 21 minutes off the bench on Jan. 4 vs. PHX.
- Chipped in 10 PTS, 5 REB, 5 AST and 2 STL in 24 MIN off the bench in a win on Nov. 4 at DET.
- 2021-22:** Appeared in 70 games (19 starts) for the Washington Wizards, averaging 7.5 points, a career-best 3.1 assists and 1.9 rebounds in 19.6 minutes
- Recorded a season-high 22 points on 9-15 (.600) shooting from the field, nine assists, four rebounds and one steal in 36 minutes on Feb. 25, 2022 vs. San Antonio
- Tallied a season-high 10 assists in 26 minutes on March 21, 2022 at Houston



#35 Isaac Okoro

Guard • 6-6 • 225lbs • 01/26/2001 • Auburn/USA

3rd Year Pro

PERSONAL: Named to the Auburn Athletic Director's Honor Roll after maintaining at least a 3.5 GPA in the fall...son of Godwin and Gloria Okoro...father, Godwin, emigrated from Nigeria to the United States in the 1980s...played at McEachern High School where he had his No. 35 jersey retired...was a four-time all-state selection...led team to 32-0 record and the state title in 2018-19, the first in the school's history...team was ranked No. 1 in the country according to MaxPreps, BlueStar Media and the Prep Circuit Power 50...averaged 19.7 points, 10.1 rebounds, 3.2 assists and 2.7 steals as a senior...named the 2019 AJC Player of the Year...graduated with honors...has three siblings: Michael, Rachel and Ashley.

| | GP | GS | PPG | RPG | APG | SPG | BPG | MPG | FG% | 3FG% | FT% | | 2022-23 HIGHS | CAREER HIGHS |
|---------|--------|-----|-----|-----|-----|------|------|------|---------|------|------|-----|------------------|-------------------|
| 2022-23 | 64 | 34 | 6.3 | 2.6 | 1.1 | 0.69 | 0.42 | 21.2 | .491 | .355 | .736 | PTS | 20 at IND 2/5/23 | 32 vs. PHX 5/4/21 |
| Career | 198 | 162 | 8.3 | 2.9 | 1.6 | 0.82 | 0.37 | 27.8 | .457 | .326 | .744 | FGM | 7 at IND 2/5/23 | 10 vs. PHX 5/4/21 |
| | POINTS | | | | REB | AST | BLK | STL | | | | | | |
| | 10+ | 20+ | 30+ | | 10+ | 10+ | 3+ | 3+ | DBL-DBL | | | | | |
| 2022-23 | 15 | 1 | -- | -- | -- | -- | 1 | 3 | -- | -- | -- | | | |
| Career | 76 | 8 | 1 | 1 | -- | -- | 2 | 12 | 1 | -- | -- | | | |

| RECENT GAMES | | | | | | | | | | | | | | |
|--------------|-----|-------|------|------|------|----|----|----|---|----|----|----|----|-----|
| OPPONENT | W/L | MIN | FG-A | 3P-A | FT-A | OR | DR | TR | A | PF | ST | TO | BS | PTS |
| 2/26 vs. TOR | W | 20:41 | 3-3 | 2-2 | 0-0 | 0 | 2 | 2 | 1 | 0 | 0 | 0 | 0 | 8 |
| 2/24 at ATL | L | 22:42 | 1-5 | 1-3 | 3-4 | 2 | 4 | 6 | 1 | 2 | 0 | 0 | 1 | 6 |
| 2/23 vs. DEN | L | 20:09 | 1-1 | 0-0 | 0-0 | 2 | 0 | 2 | 1 | 4 | 0 | 0 | 0 | 2 |
| 2/15 at PHI | L | 18:32 | 2-6 | 1-4 | 0-0 | 0 | 1 | 1 | 2 | 3 | 0 | 0 | 1 | 5 |
| 2/13 vs. SAS | W | 36:37 | 2-4 | 1-3 | 0-0 | 0 | 2 | 2 | 1 | 1 | 0 | 1 | 0 | 5 |

NOTES:

- Recorded a season-high 20 points on 7-9 (.778) shooting from the field, including 3-5 (.750) shooting from beyond the arc, three rebounds, three assists and a team-high tying two steals in 29 minutes of play on Feb. 5 vs. IND.
- Finished with 17 points on 6-6 shooting from the field, including 4-4 shooting from beyond the arc, three rebounds and a team-high tying two blocks in 34 minutes on Jan. 18 at MEM. It was his most field goals made without a miss in a single game of his NBA career.
- Tallied 14 points, including 4-6 (.667) shooting from beyond the arc and three rebounds in 23 minutes. His four triples tied his career-high for three-pointers made in a game.
- Recorded a season-high 15 points on 4-6 (.667) shooting from the field, three rebounds, two assists and a career-high tying three blocks in 20 minutes on Dec. 23 vs. TOR.
- Recorded 11 points on 5-7 (.714) shooting from the field, five rebounds, two assists and a game-high tying three steals in 22 minutes off the bench. It was his 10th career game with 3+ steals.
- Chipped in 13 points and four rebounds in 32 minutes off the bench on Nov. 25 at MIL.
- Contributed a season-high 13 points on 4-8 (.500) shooting from the field, four rebounds and two assists in 29 minutes off the bench on Nov. 20 vs. MIA. Okoro scored all 13 of his points in the 1st half on 4-5 (.800) shooting from the field, his most points in a half since scoring 13 PTS in the 1st half on March 4, 2022 at PHI.





#16 Cedi Osman

Forward • 6-7 • 230lbs • 04/08/1995 • Anadolu Efes (Turkey)/Macedonia/Turkey

6th Year Pro

PERSONAL: Born in Ohrid, Macedonia...spent part of his childhood living in Bosnia after moving there as a young child...name is pronounced JED-e AUS-min...favorite hobbies are playing video games and watching TV/movies...favorite sport other than basketball is volleyball...favorite movie is Green Mile...favorite childhood superhero was the Incredible Hulk...favorite food

| | GP | GS | PPG | RPG | APG | SPG | BPG | MPG | FG% | 3FG% | FT% |
|---------|-----|-----|-----|-----|-----|------|------|------|------|------|------|
| 2022-23 | 60 | 0 | 8.9 | 2.3 | 1.6 | 0.52 | 0.13 | 21.0 | .453 | .348 | .659 |
| Career | 387 | 181 | 9.8 | 3.1 | 2.0 | 0.70 | 0.15 | 23.9 | .427 | .349 | .710 |

| | POINTS | REB | AST | BLK | STL | DBL-DBL | TPL-DBL |
|---------|--------|-----|-----|-----|-----|---------|---------|
| 10+ | 20+ | 30+ | 10+ | 10+ | 3+ | 3+ | 1 |
| 2022-23 | 25 | 5 | -- | 1 | -- | 3 | 1 |
| Career | 190 | 37 | -- | 8 | 2 | -- | 17 |

| | 2022-23 HIGHS | CAREER HIGHS |
|------|---------------------|--------------------|
| PTS | 29 vs. LAC 1/29/23 | 29 2 times |
| FGM | 11 vs. LAC 1/29/23 | 11 2 times |
| FGA | 17 vs. MIA 11/20/22 | 20 2 times |
| 3FGM | 7 vs. LAC 1/29/23 | 7 vs. LAC 1/29/23 |
| 3FGA | 11 2 times | 14 vs. MIL 1/26/22 |
| FTM | 5 vs. IND 12/16/22 | 7 2 times |
| FTA | 6 vs. MIN 11/13/22 | 9 2 times |
| OREB | 4 vs. MIA 11/20/22 | 6 vs. MIN 2/1/21 |
| DREB | 8 vs. MIA 11/20/22 | 12 at DEN 1/11/20 |
| TREB | 12 vs. MIA 11/20/22 | 12 3 times |
| ASTS | 6 at DET 11/4/22 | 12 vs. NOP 1/31/22 |
| STLS | 3 3 times | 4 2 times |
| BLKS | 1 8 times | 2 2 times |
| MINs | 37 vs. MIA 11/20/22 | 50 vs. BKN 1/20/21 |

RECENT GAMES

| OPPONENT | W/L | MIN | FG-A | 3P-A | FT-A | OR | DR | TR | A | PF | ST | TO | BS | PTS |
|--------------|-----|-------|------|------|------|----|----|----|---|----|----|----|----|-----|
| 2/26 vs. TOR | W | | | | | | | | | | | | | |
| 2/24 at ATL | L | 16:29 | 3-7 | 2-4 | 2-3 | 0 | 5 | 5 | 1 | 3 | 0 | 1 | 1 | 10 |
| 2/23 vs. DEN | L | 26:40 | 2-8 | 1-6 | 0-2 | 1 | 1 | 2 | 3 | 1 | 0 | 1 | 0 | 5 |
| 2/15 at PHI | L | | | | | | | | | | | | | |
| 2/13 vs. SAS | W | 11:23 | 3-5 | 2-3 | 0-0 | 1 | 1 | 2 | 0 | 0 | 0 | 0 | 0 | 8 |

Injury List — Missed 1 game due to Low Back; Soreness (12/29); Missed 1 game due to Neck; Spasms (2/15)

NOTES:

- Finished with a career-high tying 29 points on 11-13 (.846) shooting from the field, including a career-best 7-7 from beyond the arc, two rebounds, two assists, two steals and one block in 22 minutes off the bench on Jan. 29 vs. LAC. With his third triple of the game, Osman secured his 579th career three-pointer, moving past Daniel Gibson (578 3FGM) for 6th on the Cavaliers all-time three-pointers made list. He became the third player in Cavaliers history to finish a game a perfect 7-7 or better from the three-point line, joining Kyrie Irving (7-7 3FG on March 12, 2015 at SAS) and Mo Williams (7-7 3FG on Nov. 28, 2009 vs. DAL). Osman also became the second player in Cavaliers history to score 29+ points in 22 or fewer minutes of play, joining Kevin Love (twice).
- Chipped in 22 points on 8-10 (.800) shooting from the field, two rebounds and one steal in 24 minutes off the bench on Dec. 19 vs. UTA. He scored 20 of his points in the 4th quarter, including shooting 5-6 (.833) from beyond the arc in the quarter. His 20 fourth quarter points and five fourth quarters triples were both career high's for any quarter.
- Tallied 17 points on 7-14 (.500) shooting from the field, four rebounds, a game-high tying three steals and one block in 35 minutes off the bench on Dec. 9 vs. SAC.
- Chipped in a season-high 23 points on a career best (min. 8 FGM) 8-10 (.800) shooting from the field and three rebounds in 29 minutes off the bench on Nov. 21 vs. ATL.
- Finished with 17 PTS on 3-6 (.500) shooting from beyond the arc and 3 REB in 28 MIN off the bench in Cleveland's season opener on Oct. 19 at TOR. **His 17 PTS as a reserve were the most PTS off the bench in a Cavs season opener since Ramon Sessions on Dec. 26, 2011 vs. TOR (18 PTS off the bench).**



#13 Ricky Rubio

Guard • 6-3 • 190lbs • 10/21/1990 • FC Barcelona (Spain)/Spain

12th Year Pro

PERSONAL: Born on Oct. 21, 1990 in El Masnou, Spain...His parents are Esteban and the late Tona Vives, who passed away from a battle with lung cancer in 2016... In memory of his mother, started the Tona Vives Lung Cancer Awareness Fund with A Breath of Hope Lung Foundation...Won the November 2017 NBA Cares Community Assist Award for his work with the Five For The Fight charity, a charity dedicated to eradicating cancer...Has an older brother, Marc, who also plays professional basketball in Spain's second division, and a younger sister, Laia...Twitter is @rickyrubio9 and Instagram is @ruuufio.

| | GP | GS | PPG | RPG | APG | SPG | BPG | MPG | FG% | 3FG% | FT% |
|---------|-----|-----|------|-----|-----|------|------|------|------|------|------|
| 2022-23 | 16 | 0 | 5.1 | 2.3 | 3.5 | 1.13 | 0.13 | 16.7 | .307 | .265 | .750 |
| Career | 681 | 601 | 11.0 | 4.1 | 7.5 | 1.79 | 0.13 | 29.9 | .388 | .325 | .842 |

| | POINTS | REB | AST | BLK | STL | DBL-DBL | TPL-DBL |
|---------|--------|-----|-----|-----|-----|---------|---------|
| 10+ | 20+ | 30+ | 10+ | 10+ | 3+ | 3+ | 1 |
| 2022-23 | 1 | -- | -- | -- | -- | 1 | -- |
| Career | 368 | 72 | 6 | 19 | 189 | -- | 193 |

RECENT GAMES

| OPPONENT | W/L | MIN | FG-A | 3P-A | FT-A | OR | DR | TR | A | PF | ST | TO | BS | PTS |
|--------------|-----|-------|------|------|------|----|----|----|---|----|----|----|----|-----|
| 2/26 vs. TOR | W | 19:46 | 0-5 | 0-2 | 0-0 | 0 | 1 | 1 | 1 | 4 | 1 | 2 | 0 | 0 |
| 2/24 at ATL | L | 11:56 | 1-4 | 0-1 | 0-0 | 1 | 0 | 1 | 2 | 1 | 2 | 1 | 0 | 2 |
| 2/23 vs. DEN | L | | | | | | | | | | | | | |
| 2/15 at PHI | L | | | | | | | | | | | | | |
| 2/13 vs. SAS | W | 22:50 | 1-3 | 0-1 | 7-8 | 1 | 2 | 3 | 2 | 1 | 2 | 0 | 0 | 9 |

Injury List — Missed 36 games due to Left Knee; ACL Surgery (10/19, 10/28, 10/30, 11/2, 11/4, 11/6, 11/7, 11/9, 11/11, 11/13, 11/16, 11/18, 11/20, 11/21, 11/25, 11/28, 11/30, 12/2, 12/4, 12/6, 12/9, 12/10, 12/12, 12/14, 12/16, 12/17, 12/21, 12/23, 12/26, 12/29, 12/31, 1/2, 1/4, 1/6, 1/8, 1/10); Missed 1 game due to Left Knee, ACL Surgery (10/22); Missed 4 games due to Left Knee ACL Surgery (10/23, 10/26, 11/23, 12/19); Missed 1 game due to Left Knee; SCL Surgery (11/27); Missed 5 games due to Left Knee; Injury Management - ACL Recovery (1/20, 1/27, 2/6, 2/10, 2/23); Missed 1 game due to Illness (2/15)

| | 2022-23 HIGHS | CAREER HIGHS |
|------|--------------------|--------------------|
| PTS | 13 vs. MEM 2/2/23 | 37 at NYK 11/7/21 |
| FGM | 4 vs. MEM 2/2/23 | 13 at NYK 11/7/21 |
| FGA | 9 vs. MEM 2/2/23 | 25 at NOP 12/28/21 |
| 3FGM | 3 vs. MEM 2/2/23 | 8 at NYK 11/7/21 |
| 3FGA | 6 vs. MEM 2/2/23 | 10 at BKN 11/17/21 |
| FTM | 7 vs. SAS 2/13/23 | 13 2 times |
| FTA | 8 vs. SAS 2/13/23 | 14 2 times |
| OREB | 1 4 times | 5 vs. LAC 11/12/16 |
| DREB | 5 vs. MIA 1/31/23 | 12 2 times |
| TREB | 5 vs. MIA 1/31/23 | 13 4 times |
| ASTS | 9 at IND 2/5/23 | 19 vs. WAS 3/13/17 |
| STLS | 3 vs. CHI 2/11/23 | 8 2 times |
| BLKS | 1 2 times | 2 5 times |
| MINs | 23 vs. SAS 2/13/23 | 49 at DAL 3/19/14 |

NOTES:

- Tallied a season-high 13 points, including 3-6 (.500) shooting from beyond the arc, four assists, two steals and one block in a season-high 21 minutes off the bench on Feb. 2 vs. MEM.
- Chipped in 9 points and 3 rebounds in 10 minutes on Jan. 12 at POR during his season-debut and first game back after an ACL injury on Dec. 28, 2021 at New Orleans.
- 2021-22:** Played in 34 games (eight starts) for Cleveland last season, averaging a **career-high tying 13.1 points**, 6.6 assists, 4.1 rebounds and 1.44 steals in 28.5 minutes before missing the final 48 games with a season-ending ACL tear
- Recorded a **career-high 37 points**, shooting 8-9 (.889) from the three-point line, 10 assists and three rebounds in 31 minutes off the bench on Nov. 7 at New York, **becoming the first player in NBA history with at least 30 points, 10 assists and eight three-pointers in a game off the bench.** Rubio became the first player in Cavs team history to make his first eight three-point attempts of a game [via Elias Sports Bureau].





#8 Lamar Stevens

Forward • 6-8 • 225lbs • 07/09/1997 • Penn State/USA

3rd Year Pro

PERSONAL: Wrote a children's book, Lamar's Climb, that traces his path from Philadelphia to State College and was illustrated by children and young adults with Down syndrome...2019-20 Senior CLASS All-America Second Team selection while at Penn State for his achievements on and off the court.

| | GP | GS | PPG | RPG | APG | SPG | BPG | MPG | FG% | 3FG% | FT% |
|---------|-----|----|-----|-----|-----|------|------|------|------|------|------|
| 2022-23 | 45 | 18 | 5.1 | 3.0 | 0.6 | 0.42 | 0.31 | 17.4 | .457 | .303 | .718 |
| Career | 148 | 31 | 5.3 | 2.7 | 0.6 | 0.45 | 0.30 | 15.5 | .472 | .269 | .715 |

| | POINTS | | | | REB | AST | BLK | STL | | | |
|---------|--------|-----|-----|--|-----|-----|-----|-----|---------|---------|--|
| | 10+ | 20+ | 30+ | | 10+ | 10+ | 3+ | 3+ | DBL-DBL | TPL-DBL | |
| 2022-23 | 7 | -- | -- | | 1 | -- | 1 | 2 | 1 | -- | |
| Career | 21 | 1 | -- | | 2 | -- | 2 | 5 | 2 | -- | |

RECENT GAMES

| OPPONENT | W/L | MIN | FG-A | 3P-A | FT-A | OR | DR | TR | A | PF | ST | TO | BS | PTS |
|--------------|-----|-------|------|------|------|----|----|----|---|----|----|----|----|-----|
| 2/26 vs. TOR | W | 4:42 | 0-1 | 0-0 | 0-0 | 0 | 2 | 2 | 1 | 0 | 0 | 0 | 0 | 0 |
| 2/24 at ATL | L | 26:17 | 2-5 | 1-2 | 2-2 | 3 | 2 | 5 | 4 | 1 | 2 | 0 | 0 | 7 |
| 2/23 vs. DEN | L | 13:36 | 2-3 | 0-1 | 1-1 | 2 | 2 | 4 | 0 | 1 | 2 | 1 | 0 | 5 |
| 2/15 at PHI | L | 4:47 | 1-4 | 0-2 | 0-0 | 0 | 1 | 1 | 0 | 0 | 0 | 0 | 0 | 2 |
| 2/13 vs. SAS | W | | | | | | | | | | | | | |

Injury List — Missed 3 games due to Illness; Non-Covid (11/25, 11/27, 11/28); Missed 1 game due to Illness; Non-Covid Related (11/30); Missed 3 games due to Right Knee; Soreness (12/17, 12/19, 12/21)

| | 2022-23 HIGHS | CAREER HIGHS |
|------|--------------------|--------------------|
| PTS | 18 at DAL 12/14/22 | 23 at UTA 1/12/22 |
| FGM | 8 at DAL 12/14/22 | 10 at UTA 1/12/22 |
| FGA | 15 at DAL 12/14/22 | 15 2 times |
| 3FGM | 2 4 times | 2 7 times |
| 3FGA | 6 at DAL 12/14/22 | 6 at DAL 12/14/22 |
| FTM | 5 2 times | 7 vs. SAS 3/19/21 |
| FTA | 6 vs. MIN 11/13/22 | 8 vs. SAS 3/19/21 |
| OREB | 3 3 times | 4 2 times |
| DREB | 11 at DAL 12/14/22 | 11 at DAL 12/14/22 |
| TREB | 11 at DAL 12/14/22 | 11 2 times |
| ASTS | 4 at ATL 2/24/23 | 4 3 times |
| STLS | 3 2 times | 3 5 times |
| BLKS | 4 at MIL 11/16/22 | 4 at MIL 11/16/22 |
| MINS | 38 at DAL 12/14/22 | 38 at DAL 12/14/22 |

NOTES:

- Contributed 11 points on 5-6 (.833) shooting from the field, three rebounds, a career-high tying three steals and two blocks in 25 minutes off the bench on Jan. 10 at UTA.
- Recorded his second career double-double with a season-high 18 points on 8-15 (.533) shooting from the field, a career-high tying 11 rebounds and two assists in 38 minutes on Dec. 14 at DAL. It was the third time in his career with 18+ points and second time grabbing 10+ rebounds.
- Contributed 12 points on 3-5 (.600) shooting from the field in 28 minutes on Nov. 23 vs. POR.
- Chipped in 10 points, five rebounds and a career-high four blocks in 34 minutes on Nov. 16 at MIL.
- Contributed a season-high 15 points on 5-10 (.500) shooting from the field, six rebounds and one block in a season-high 30 minutes during his first start of the season on Nov. 13 vs. MIN.
- 2021-22:** Appeared in 63 games (13 starts) with Cleveland, averaging 6.1 points on .489 shooting from the field and 2.6 rebounds in 16.1 minutes. Scored 10+ points 11 times and 20+ points on one occasion last season.
- Recorded a **career-high 23 points** on 10-15 (.667) shooting from the field, seven rebounds and two steals in 30 minutes at Utah on Jan. 12, 2022



#32 Dean Wade

Forward • 6-9 • 219lbs • 11/20/1996 • Kansas State/USA

4th Year Pro

PERSONAL: Full name is Dean Jackson Wade...graduated in May 2019 with a bachelor's degree in social science...father, Jay, lettered one season on the Kansas State football team...mother, Trish, played volleyball and basketball at Barton Community College and is in the school's Hall of Fame...has an older sister, Teresa, who an all-state volleyball player at St. John and the 2010 Class 1A State Division I MVP.

| | GP | GS | PPG | RPG | APG | SPG | BPG | MPG | FG% | 3FG% | FT% |
|---------|-----|----|-----|-----|-----|------|------|------|------|------|------|
| 2022-23 | 34 | 9 | 5.2 | 3.7 | 0.9 | 0.68 | 0.47 | 21.0 | .434 | .380 | .652 |
| Career | 160 | 56 | 5.3 | 3.2 | 1.0 | 0.56 | 0.30 | 18.6 | .444 | .368 | .699 |

| | POINTS | | | | REB | AST | BLK | STL | | | |
|---------|--------|-----|-----|--|-----|-----|-----|-----|---------|---------|--|
| | 10+ | 20+ | 30+ | | 10+ | 10+ | 3+ | 3+ | DBL-DBL | TPL-DBL | |
| 2022-23 | 5 | 1 | -- | | 1 | -- | -- | 1 | -- | -- | |
| Career | 31 | 2 | -- | | 4 | -- | 2 | 8 | 2 | -- | |

RECENT GAMES

| OPPONENT | W/L | MIN | FG-A | 3P-A | FT-A | OR | DR | TR | A | PF | ST | TO | BS | PTS |
|--------------|-----|-------|------|------|------|----|----|----|---|----|----|----|----|-----|
| 2/26 vs. TOR | W | 25:09 | 1-7 | 1-5 | 0-0 | 0 | 6 | 6 | 2 | 3 | 1 | 0 | 0 | 3 |
| 2/24 at ATL | L | 8:17 | 1-2 | 1-2 | 0-0 | 0 | 1 | 1 | 0 | 0 | 1 | 0 | 1 | 3 |
| 2/23 vs. DEN | L | 7:43 | 1-2 | 0-0 | 0-0 | 0 | 3 | 3 | 0 | 2 | 0 | 1 | 0 | 2 |
| 2/15 at PHI | L | 8:48 | 0-1 | 0-1 | 0-0 | 0 | 4 | 4 | 0 | 0 | 0 | 0 | 2 | 0 |
| 2/13 vs. SAS | W | 5:37 | 1-2 | 0-1 | 0-0 | 0 | 2 | 2 | 0 | 1 | 1 | 0 | 0 | 2 |

Injury List — Missed 6 games due to Right Knee; Soreness (11/11, 11/13, 11/16, 11/18, 11/20, 11/21); Missed 23 games due to Left Shoulder; Sprain (12/4, 12/6, 12/9, 12/10, 12/12, 12/14, 12/16, 12/17, 12/21, 12/23, 12/26, 12/29, 12/31, 1/2, 1/4, 1/6, 1/8, 1/10, 1/12, 1/14, 1/16, 1/18, 1/20); Missed 1 game due to Left Shoulder Sprain (12/19)

| | 2022-23 HIGHS | CAREER HIGHS |
|------|---------------------|---------------------|
| PTS | 22 vs. NYK 10/30/22 | 22 vs. NYK 10/30/22 |
| FGM | 8 vs. NYK 10/30/22 | 8 2 times |
| FGA | 11 vs. NYK 10/30/22 | 14 2 times |
| 3FGM | 6 vs. NYK 10/30/22 | 6 2 times |
| 3FGA | 8 vs. NYK 10/30/22 | 11 vs. PHI 4/1/21 |
| FTM | 4 vs. WAS 10/23/22 | 4 2 times |
| FTA | 5 2 times | 5 4 times |
| OREB | 2 2 times | 5 vs. GSW 11/18/21 |
| DREB | 10 at MIL 11/25/22 | 10 3 times |
| TREB | 12 at MIL 11/25/22 | 12 3 times |
| ASTS | 3 2 times | 5 vs. GSW 11/18/21 |
| STLS | 3 vs. PHI 11/30/22 | 3 8 times |
| BLKS | 2 2 times | 3 2 times |
| MINS | 39 at BOS 10/28/22 | 40 vs. GSW 11/18/21 |

NOTES:

- Tallied seven points, a career-high tying 12 rebounds, two assists, one steal and one block in 36 minutes on Nov. 25 at MIL.
- Chipped in a **CAREER-HIGH 22 points** on 8-11 (.727) shooting from the field, including 6-8 (.750) shooting from beyond the arc, four rebounds and three assists in 33 minutes on Oct. 30 vs. NYK.
- Tallied 12 PTS on 4-7 (.571) shooting from beyond the arc, 3 REB and 1 STL in 30 MIN during his first start of the season on Oct. 26 vs. ORL.
- Contributed a season-high 12 points on 3-4 (.750) shooting from the field, three rebounds, two assists and one block in 21 minutes off the bench on Oct. 23 vs. WAS
- 2021-22:** Appeared in 51 games (career-high 28 starts) with Cleveland...averaged 5.3 points on .456 shooting from the field and 2.9 rebounds in 19.2 minutes. Scored 10+ points 11 times, including one double-double on the season.
- Recorded a season-high 17 points twice; on Nov. 18 vs. Golden State, recorded 17 points (7-13, .538), nine rebounds and five assists in a career-high 40 minutes and on Dec. 26 vs. TOR finished with 17 points, three rebounds, two assists and one steal in 28 minutes
- Made a season-high four three-pointers twice (4-7 3FG on Jan. 24 vs. NYK and 4-5 3FG on Jan. 30 at DET)





#9 Dylan Windler

Guard/Forward • 6-6 • 199lbs • 09/22/1996 • Belmont/USA

3rd Year Pro

PERSONAL: 2018-19 Male Scholar Athlete of the Year by the Division I-AAA Athletics Directors Association with his 3.74 GPA...championship golfer in high school, conference and county champion and state qualifier...majored in Accounting...has one sibling, Corey...lists Kevin Durant, James Harden, Phil Mickelson as favorite athletes...four-year letter-winner at Perry Meridian High School for head coach Brent Keck...late bloomer in basketball who developed into one of the top players in the state of Indiana...2015 IBCA/Subway Boys' Basketball All-State...named to prestigious Indiana North-South All-Star Classic roster...averaged 27.3 points and 10.2 rebounds per game as a senior, led all Indiana players in scoring and rebounding for classification.

| | GP | GS | PPG | RPG | APG | SPG | BPG | MPG | FG% | 3FG% | FT% | | 2022-23 HIGHS | CAREER HIGHS |
|--|--------|-----|-----|-----|-----|------|------|---------|---------|------|------|-----|---------------|--------------------|
| ** No Games Played 2022-23 Regular Season ** | | | | | | | | | | | | PTS | -- | 15 vs. ATL 2/23/21 |
| Career | 81 | 0 | 3.3 | 2.4 | 0.8 | 0.41 | 0.19 | 12.0 | .412 | .320 | .800 | FGM | -- | 5 vs. ATL 2/23/21 |
| | POINTS | | | | REB | AST | BLK | STL | | | | | | |
| | 10+ | 20+ | 30+ | 10+ | 10+ | 3+ | 3+ | DBL-DBL | TPL-DBL | | | | | |
| 2022-23 | -- | -- | -- | -- | -- | -- | -- | -- | -- | -- | -- | | | |
| Career | 6 | -- | -- | 1 | -- | -- | 1 | 1 | -- | -- | -- | | | |

RECENT GAMES

| OPPONENT | W/L | MIN | FG-A | 3P-A | FT-A | OR | DR | TR | A | PF | ST | TO | BS | PTS |
|--------------|-----|-----|------|------|------|----|----|----|---|----|----|----|----|-----------------------------------|
| 2/26 vs. TOR | W | | | | | | | | | | | | | |
| 2/24 at ATL | L | | | | | | | | | | | | | Inactive - G League on Assignment |
| 2/23 vs. DEN | L | | | | | | | | | | | | | |
| 2/15 at PHI | L | | | | | | | | | | | | | Inactive - G League on Assignment |
| 2/13 vs. SAS | W | | | | | | | | | | | | | |

Injury List — Missed 57 games due to Right Ankle; Sprain (10/19, 10/22, 10/23, 10/26, 10/28, 10/30, 11/4, 11/6, 11/7, 11/9, 11/11, 11/13, 11/16, 11/18, 11/20, 11/21, 11/23, 11/25, 11/27, 11/28, 11/30, 12/2, 12/4, 12/6, 12/9, 12/10, 12/12, 12/14, 12/16, 12/17, 12/19, 12/21, 12/23, 12/26, 12/29, 12/31, 1/2, 1/4, 1/6, 1/8, 1/10, 1/12, 1/14, 1/16, 1/18, 1/20, 1/21, 1/24, 1/26, 1/27, 1/29, 1/31, 2/2, 2/5, 2/6, 2/8, 2/10)

I - GLA — 2 on the season.

NOTES:

🏆 **2021-22:** Appeared in 50 games with Cleveland, averaging 2.2 points and 1.8 rebounds in 9.2 minutes.

🏆 Recorded a season-high 13 points (4-5 FG, 3-3 3FG), three assists and one steal in 21 minutes on Nov. 3, 2021 versus Portland.





| NO. | PLAYER | POS. | HT. | WT. | BIRTHDATE | PRIOR TO NBA/HOME COUNTRY | NBA EXP. |
|-----|------------------|------|------|-----|------------|--|----------|
| 31 | Jarrett Allen | C | 6-11 | 248 | 04/21/1998 | Texas/USA | 6th |
| 21 | Mamadi Diakite* | F | 6-9 | 224 | 01/21/1997 | Virginia/Guinea | 3rd |
| 10 | Darius Garland | G | 6-1 | 186 | 01/26/2000 | Vanderbilt/USA | 4th |
| 14 | Danny Green | F | 6-6 | 215 | 06/22/1987 | North Carolina/ | 14th |
| 3 | Caris LeVert | G | 6-6 | 205 | 08/25/1994 | Michigan/USA | 7th |
| 33 | Robin Lopez | C | 7-0 | 280 | 04/01/1988 | Stanford/USA | 15th |
| 45 | Donovan Mitchell | G | 6-3 | 215 | 09/07/1996 | Louisville/USA | 6th |
| 4 | Evan Mobley | F/C | 7-0 | 215 | 06/18/2001 | USC/USA | 2nd |
| 15 | Isaiah Mobley* | F | 6-10 | 240 | 09/24/1999 | USC/USA | R |
| 19 | Raul Neto | G | 6-2 | 180 | 05/19/1992 | UCAM Murcia (Spain)/Brazil | 8th |
| 35 | Isaac Okoro | G | 6-6 | 225 | 01/26/2001 | Auburn/USA | 3rd |
| 16 | Cedi Osman | F | 6-7 | 230 | 04/08/1995 | Anadolu Efes (Turkey)/Macedonia/Turkey | 6th |
| 13 | Ricky Rubio | G | 6-3 | 190 | 10/21/1990 | FC Barcelona (Spain)/Spain | 12th |
| 8 | Lamar Stevens | F | 6-8 | 225 | 07/09/1997 | Penn State/USA | 3rd |
| 32 | Dean Wade | F | 6-9 | 219 | 11/20/1996 | Kansas State/USA | 4th |
| 9 | Dylan Windler | G/F | 6-6 | 199 | 09/22/1996 | Belmont/USA | 3rd |

*Player under two-way contract

STAFF

HEAD COACH

J.B. Bickerstaff (Minnesota)

ASSOCIATE HEAD COACH

Greg Buckner (Clemson)

ASSISTANT COACHES

Antonio Lang (Duke)

Luke Walton (Arizona)

Sidney Lowe (North Carolina State)

J.J. Outlaw (Villanova)

Dan Geriot (Richmond)

SR. DIRECTOR, PLAYER HEALTH/HEAD ATHLETIC TRAINER

Stephen Spiro (Temple)

HEAD STRENGTH AND CONDITIONING COORDINATOR

Derek Millender (South Alabama)

PRONUNCIATION GUIDE

Mamadi Diakite (MAH-mah-dee dee-ah-KEE-tay); **Raul Neto** (Hah-OOL Nett-oh); **Isaac Okoro** (oh-CORE-oh); **Cedi Osman** (JED-e AUSS-min)





| BY CAVALIERS | AN INDIVIDUAL... | BY OPPONENT |
|--|---------------------------------------|---|
| 35 PTS, Donovan Mitchell: (CLE W, 118-93) vs. Toronto, 02/26/23 | Scored 30+ points | 34 PTS, Trae Young: (CLE L, 119-136) @ Atlanta, 02/24/23 |
| 41 PTS, Donovan Mitchell: (CLE W, 117-109) vs. San Antonio, 02/13/23 | Scored 40+ points | 50 PTS, Damian Lillard: (CLE W, 119-113) @ Portland, 01/12/23 |
| 71 PTS, Donovan Mitchell: (CLE W, 145-134 (OT)) vs. Chicago, 01/02/23 | Scored 50+ points | 50 PTS, Damian Lillard: (CLE W, 119-113) @ Portland, 01/12/23 |
| 16 REB, Jarrett Allen: (CLE W, 113-85) vs. Detroit, 02/08/23 | Had 15+ Rebounds | 18 REB, Nikola Jokic: (CLE L, 109-115) vs. Denver, 02/23/23 |
| 20 REB, Jarrett Allen: (CLE L, 117-119) @ LA Clippers, 11/07/22 | Had 20+ Rebounds | 23 REB, Clint Capela: (CLE L, 118-121) vs. Atlanta, 12/31/21 |
| 25 REB, Anderson Varejão: (CLE W, 87-81 (OT)) vs. Orlando, 01/02/14 | Had 25+ Rebounds | 26 REB, Jayson Williams: (CLE W, 85-74) @ Brooklyn, 11/13/97 |
| 17 AST, Darius Garland: (CLE L, 120-131) vs. LA Lakers, 03/21/22 | Had 15+ assists | 17 AST, Russell Westbrook: (CLE L, 105-120) @ Washington, 05/14/21 |
| 22 AST, Andre Miller: (CLE L, 91-94) vs. Philadelphia, 12/15/01 | Had 20+ assists | 20 AST, Russell Westbrook: (CLE L, 124-148) vs. Oklahoma City, 01/20/18 |
| 8 BLK, Evan Mobley: (CLE W, 112-88) @ Detroit, 11/04/22 | Had 5+ Blocks | 6 BLK, Myles Turner: (CLE L, 126-135) @ Indiana, 12/29/22 |
| 11 BLK, Larry Nance: (CLE W, 104-96) vs. New York, 01/07/89 | Had 10+ Blocks | 10 BLK, Calvin Booth: (CLE W, 104-96) @ Oklahoma City, 01/13/04 |
| 5 STL, Darius Garland: (CLE W, 132-122 (2OT)) vs. Charlotte, 11/18/22 | Had 5+ Steals | 5 STL, Ayo Dosunmu: (CLE W, 103-102) @ Chicago, 12/31/22 |
| 13 FGM/10 FGM, Donovan Mitchell/Jarrett Allen: (CLE W, 118-93) vs. Toronto, 02/26/23 | Made 10+ Field Goals | 10 FGM, Pascal Siakam: (CLE W, 118-93) vs. Toronto, 02/26/23 |
| 16 FGM, Donovan Mitchell: (CLE W, 117-109) vs. San Antonio, 02/13/23 | Made 15+ Field Goals | 16 FGM, Damian Lillard: (CLE W, 119-113) @ Portland, 01/12/23 |
| 22 FGM, Donovan Mitchell: (CLE W, 145-134 (OT)) vs. Chicago, 01/02/23 | Made 20+ Field Goals | 21 FGM, Jamal Murray: (CLE L, 103-120) vs. Denver, 02/19/21 |
| 8 3FGM, Donovan Mitchell: (CLE W, 118-93) vs. Toronto, 02/26/23 | Made 7+ 3-Pointers | 8 3FGM, Julius Randle: (CLE L, 103-105) @ New York, 01/24/23 |
| 12 3FGM, Donovan Mitchell: (CLE W, 118-93) vs. Toronto, 02/26/23 | 10+ 3-Pointer Attempts | 11 3FGM/10 3FGM, Jamal Murray/Michael Porter Jr.: (CLE L, 109-115) vs. Denver, 02/23/23 |
| 20 FTM, Donovan Mitchell: (CLE W, 145-134 (OT)) vs. Chicago, 01/02/23 | Made 15+ Free Throws | 17 FTM, Joel Embiid: (CLE L, 108-112) vs. Philadelphia, 04/03/22 |
| 20 FTM, Donovan Mitchell: (CLE W, 145-134 (OT)) vs. Chicago, 01/02/23 | Made 20+ Free Throws | 23 FTM, Dwyane Wade: (CLE L, 89-92) @ Miami, 02/01/07 |
| 5 FB, Isaac Okoro: (CLE W, 95-93) vs. New York, 01/24/22 | Made 5+ Fast Breaks | 6 FB, Jaylen Brown: (CLE L, 103-141) @ Boston, 01/24/21 |
| * Never Has Happened * | 10+ Fast Break Attempts | * Never Has Happened * |
| 6 TO, Darius Garland: (CLE W, 117-109) vs. San Antonio, 02/13/23 | 5+ Turnovers | 7 TO, Nikola Jokic: (CLE L, 109-115) vs. Denver, 02/23/23 |
| 19 FD, Donovan Mitchell: (CLE W, 145-134 (OT)) vs. Chicago, 01/02/23 | 10+ Fouls Drawn | 10 FD, Lauri Markkanen: (CLE L, 114-116) @ Utah, 01/10/23 |
| 209.1 OR, Dean Wade: (CLE L, 106-112) vs. Boston, 03/04/20 | 200+ Offensive Rating | 218.0 OR, Tony Bradley: (CLE L, 113-126) vs. Utah, 03/02/20 |
| * Never Has Happened * | 200+ Defensive Rating | * Never Has Happened * |
| 13 FGM/10 FGM, Donovan Mitchell/Jarrett Allen: (CLE W, 118-93) vs. Toronto, 02/26/23 | Two Players with 10+ Field Goals Made | 10 FGM/10 FGM, Tyrese Haliburton/Buddy Hield: (CLE L, 126-135) @ Indiana, 12/29/22 |
| 8 3FGM/8 3FGM/6 3FGM, Kevin Love/Donovan Mitchell/Dean Wade: (CLE W, 121-108) vs. New York, 10/30/22 | Two Players with 5+ 3-Pointers Made | 6 3FGM/5 3FGM, Tyrese Haliburton/Buddy Hield: (CLE L, 126-135) @ Indiana, 12/29/22 |
| 11 PTS, 10 REB, 14 AST, Darius Garland: (CLE W, 111-91) @ Utah, 01/12/22 | Had a triple-double | 24 PTS, 18 REB, 13 AST, Nikola Jokic: (CLE L, 109-115) vs. Denver, 02/23/23 |
| 29 PTS, 22 REB, Jarrett Allen: (CLE W, 102-101) @ Charlotte, 02/04/22 | Had a 20/20 game | 21 PTS, 20 REB, Domantas Sabonis: (CLE L, 102-111) vs. Indiana, 05/10/21 |
| 4th period, Danny Green: (CLE W, 118-93) vs. Toronto, 02/26/23 | Had a four-point play | 4th period, Tyler Herro: (CLE L, 97-100) vs. Miami, 01/31/23 |
| A TEAM... | | |
| 122 PTS, (CLE W, 122-103) @ Indiana, 02/05/23 | Scored 120+ points | 136 PTS, (CLE L, 119-136) @ Atlanta, 02/24/23 |
| 145 PTS, (CLE W, 145-134 (OT)) vs. Chicago, 01/02/23 | Scored 130+ points | 136 PTS, (CLE L, 119-136) @ Atlanta, 02/24/23 |
| 145 PTS, (CLE W, 145-134 (OT)) vs. Chicago, 01/02/23 | Scored 140+ points | 141 PTS, (CLE L, 105-141) vs. Portland, 05/05/21 |
| 154 PTS, (CLE W, 154-153 (4OT)) vs. LA Lakers, 01/29/80 | Scored 150+ points | 153 PTS, (CLE W, 154-153 (4OT)) vs. LA Lakers, 01/29/80 |
| .614 (43-70), (CLE W, 122-99) vs. Utah, 12/19/22 | Shot .600+ from the field | .616 (53-86), (CLE L, 115-135) vs. Toronto, 04/10/21 |
| 25 PTS, (CLE W, 118-93) vs. Toronto, 02/26/23 | Won by 20+ points | 24 PTS, (CLE L, 107-131) @ Atlanta, 03/31/22 |
| 32 PTS, (CLE W, 128-96) @ Chicago, 10/22/22 | Won by 30+ points | 36 PTS, (CLE L, 105-141) vs. Portland, 05/05/21 |
| 43 PTS, (CLE W, 110-67) vs. Philadelphia, 01/15/94 | Won by 40+ points | 41 PTS, (CLE L, 92-133) vs. LA Clippers, 02/09/20 |
| 68 PTS, (CLE W, 148-80) vs. Miami, 12/17/91 | Won by 50+ points | 55 PTS, (CLE L, 57-112) @ LA Lakers, 01/11/11 |
| 61 REB, (CLE W, 113-85) vs. Detroit, 02/08/23 | Had 60+ rebounds | 65 REB, (CLE L, 114-116) @ Utah, 01/10/23 |
| 35 AST, (CLE W, 122-99) vs. LA Clippers, 01/29/23 | Had 35+ assists | 35 AST, (CLE W, 119-116 (OT)) vs. Denver, 03/18/22 |
| 41 AST, (CLE W, 122-100) vs. Detroit, 04/09/14 | Had 40+ assists | 43 AST, (CLE L, 94-141) @ Philadelphia, 12/07/19 |





| | | |
|--|------------------------|---|
| 50 FGM, (CLE L, 126-135) @ Indiana, 12/29/22 | Made 50+ field goals | 50 FGM, (CLE L, 119-136) @ Atlanta, 02/24/23 |
| 20 3FGM, (CLE W, 122-99) vs. LA Clippers, 01/29/23 | Made 20+ 3-pointers | 23 3FGM, (CLE L, 114-120) vs. Golden State, 01/20/23 |
| 35 FTM, (CLE W, 105-94) vs. LA Clippers, 02/05/15 | Made 35+ free throws | 35 FTM, (CLE L, 108-112) vs. Philadelphia, 04/03/22 |
| 1st OT, (CLE W, 145-134 (OT)) vs. Chicago, 01/02/23 | Overtime Win | 1st OT, (CLE L, 118-134 (OT)) vs. Phoenix, 05/04/21 |
| 2nd OT, (CLE W, 132-122 (2OT)) vs. Charlotte, 11/18/22 | Double-Overtime Win | 3rd OT, (CLE L, 139-148 (3OT)) vs. Brooklyn, 02/13/19 |
| * Never Has Happened * | Triple-Overtime Win | 3rd OT, (CLE L, 139-148 (3OT)) vs. Brooklyn, 02/13/19 |
| 4th OT, (CLE W, 154-153 (4OT)) vs. LA Lakers, 01/29/80 | Quadruple-Overtime Win | 4th OT, (CLE L, 129-131 (4OT)) vs. Portland, 10/18/74 |

THE CAVALIERS (SINGLE-SEASON)...

| | | |
|-----------------------------|-------------------------|----|
| 2/2/2023 — 2/13/2023 (7) | Won 5 straight | -- |
| 11/11/2017 — 12/6/2017 (13) | Won 10 straight | -- |
| 12/10/2022 — 12/21/2022 (5) | Won 5 straight at home | -- |
| 11/7/2017 — 1/2/2018 (13) | Won 10 straight at home | -- |
| 1/19/2015 — 4/5/2015 (18) | Won 15 straight at home | -- |
| 2/9/2018 — 3/7/2018 (5) | Won 5 straight on road | -- |
| * Never Has Happened * | Won 10 straight on road | -- |
| * Never Has Happened * | Won 15 straight on road | -- |
| 11/7/2022 — 11/16/2022 (5) | Lost 5 straight | -- |
| 4/23/2021 — 5/10/2021 (11) | Lost 10 straight | -- |
| 4/28/2021 — 5/10/2021 (7) | Lost 5 straight at home | -- |
| 11/7/2022 — 11/25/2022 (5) | Lost 5 straight on road | -- |





| CAVALIERS RECORD WHEN... | OVERALL | HOME | ROAD |
|---------------------------------|---------|------|------|
| Outrebounding opponent | 27-7 | 16-1 | 11-6 |
| Outrebounded by opponent | 11-17 | 9-6 | 2-11 |
| Tied in Rebounding | 1-1 | 1-0 | 0-1 |
| Shooting better than opponent | 26-10 | 18-4 | 8-6 |
| Shooting worse than opponent | 13-14 | 8-3 | 5-11 |
| Shooting same than opponent | 0-1 | 0-0 | 0-1 |
| More FTM than opponent | 24-9 | 19-4 | 5-5 |
| Less FTM than opponent | 11-15 | 6-3 | 5-12 |
| Same FTM than opponent | 4-1 | 1-0 | 3-1 |
| More 3FGM than opponent | 24-3 | 17-1 | 7-2 |
| Less 3FGM than opponent | 12-21 | 8-6 | 4-15 |
| Same 3FGM than opponent | 3-1 | 1-0 | 2-1 |
| More assists than opponent | 26-10 | 16-2 | 10-8 |
| Less assists than opponent | 10-14 | 8-5 | 2-9 |
| Same assists than opponent | 3-1 | 2-0 | 1-1 |
| More turnovers than opponent | 12-8 | 8-1 | 4-7 |
| Less turnovers than opponent | 24-16 | 16-5 | 8-11 |
| Same turnovers than opponent | 3-1 | 2-1 | 1-0 |
| Bench outscorers opponent bench | 16-6 | 12-2 | 4-4 |
| Opponent bench outscorers CLE | 22-18 | 13-5 | 9-13 |
| Bench scoring equal | 1-1 | 1-0 | 0-1 |
| Scoring less than 80 points | 0-0 | 0-0 | 0-0 |
| Scoring between 80-89 points | 0-2 | 0-0 | 0-2 |
| Scoring between 90-99 points | 2-3 | 2-2 | 0-1 |
| Scoring between 100-109 | 5-8 | 2-2 | 3-6 |
| Scoring 110 or more points | 31-11 | 21-3 | 10-8 |
| Opponent scores less than 80 | 0-0 | 0-0 | 0-0 |
| Opponent scores between 80-89 | 6-0 | 5-0 | 1-0 |
| Opponent scores between 90-99 | 13-1 | 7-0 | 6-1 |
| Opponent scores between 100-109 | 13-6 | 9-2 | 4-4 |
| Opponent scores 110 or more | 7-18 | 5-5 | 2-13 |

| NUMBER OF TIMES RECORDING | POINTS | | | REB | AST | BLK | STL | DD | TD |
|---------------------------|--------|-----|-----|-----|-----|-----|-----|----|----|
| | 10+ | 20+ | 30+ | | | | | | |
| Jarrett Allen | 45 | 16 | -- | 32 | -- | 5 | 2 | 28 | -- |
| Mamadi Diakite | -- | -- | -- | -- | -- | -- | -- | -- | -- |
| Darius Garland | 52 | 31 | 8 | -- | 16 | -- | 8 | 16 | -- |
| Danny Green | -- | -- | -- | -- | -- | -- | -- | -- | -- |
| Caris LeVert | 35 | 11 | 1 | 1 | -- | -- | 2 | 1 | -- |
| Robin Lopez | 1 | -- | -- | -- | -- | -- | -- | -- | -- |
| Kevin Love | 13 | 3 | -- | 5 | 1 | -- | -- | 5 | -- |
| Donovan Mitchell | 51 | 39 | 22 | 2 | 2 | -- | 10 | 4 | -- |
| Evan Mobley | 55 | 13 | 2 | 19 | -- | 7 | 2 | 17 | -- |
| Isaiah Mobley | -- | -- | -- | -- | -- | -- | -- | -- | -- |
| Raul Neto | 3 | -- | -- | -- | -- | -- | 1 | -- | -- |
| Isaac Okoro | 15 | 1 | -- | -- | -- | 1 | 3 | -- | -- |
| Cedi Osman | 25 | 5 | -- | 1 | -- | -- | 3 | 1 | -- |
| Ricky Rubio | 1 | -- | -- | -- | -- | -- | 1 | -- | -- |
| Lamar Stevens | 7 | -- | -- | 1 | -- | 1 | 2 | 1 | -- |
| Dean Wade | 5 | 1 | -- | 1 | -- | -- | 1 | -- | -- |
| Dylan Windler | -- | -- | -- | -- | -- | -- | -- | -- | -- |

| NUMBER OF TIMES LEADING TEAM IN... (INCLUDES TIES) | PTS | REB | AST | BLK | STL | MIN |
|--|-----|-----|-----|-----|-----|-----|
| | | | | | | |
| Jarrett Allen | 5 | 34 | -- | 32 | 9 | 12 |
| Mamadi Diakite | -- | -- | -- | 2 | -- | -- |
| Darius Garland | 18 | -- | 43 | 1 | 17 | 17 |
| Danny Green | -- | -- | -- | -- | -- | -- |
| Caris LeVert | 7 | 2 | 7 | 7 | 9 | 9 |
| Robin Lopez | -- | -- | -- | 2 | -- | -- |
| Kevin Love | -- | 8 | 1 | 2 | -- | -- |
| Donovan Mitchell | 34 | 1 | 18 | 7 | 23 | 15 |
| Evan Mobley | 6 | 26 | 1 | 31 | 8 | 8 |
| Isaiah Mobley | -- | -- | -- | -- | -- | -- |
| Raul Neto | -- | -- | 2 | 1 | 4 | 1 |
| Isaac Okoro | -- | -- | -- | 10 | 15 | -- |
| Cedi Osman | 1 | 1 | -- | 2 | 6 | 1 |
| Ricky Rubio | -- | -- | 1 | -- | 4 | -- |
| Lamar Stevens | -- | 2 | 1 | 3 | 3 | 1 |
| Dean Wade | -- | 1 | -- | 5 | 1 | -- |
| Dylan Windler | -- | -- | -- | -- | -- | -- |

| STARTING LINEUPS | | | | | | | |
|------------------|------------------|------------------|---------------|---------------|------------------|------------------|--------|
| LAST USED | GAME | FORWARD | FORWARD | CENTER | GUARD | GUARD | RECORD |
| 10/19 | at Raptors | Donovan Mitchell | Evan Mobley | Jarrett Allen | Darius Garland | Caris LeVert | 0-1 |
| 10/23 | vs. Wizards | Caris LeVert | Evan Mobley | Jarrett Allen | Donovan Mitchell | Isaac Okoro | 2-0 |
| 10/30 | vs. Knicks | Evan Mobley | Dean Wade | Jarrett Allen | Caris LeVert | Donovan Mitchell | 3-0 |
| 11/4 | at Pistons | Evan Mobley | Dean Wade | Jarrett Allen | Caris LeVert | Isaac Okoro | 1-0 |
| 11/11 | at Warriors | Caris LeVert | Evan Mobley | Jarrett Allen | Darius Garland | Donovan Mitchell | 2-3 |
| 11/13 | vs. Timberwolves | Kevin Love | Lamar Stevens | Evan Mobley | Darius Garland | Caris LeVert | 0-1 |
| 11/16 | at Bucks | Caris LeVert | Lamar Stevens | Evan Mobley | Darius Garland | Donovan Mitchell | 0-1 |
| 11/25 | at Bucks | Evan Mobley | Dean Wade | Jarrett Allen | Darius Garland | Donovan Mitchell | 0-1 |
| 11/27 | at Pistons | Evan Mobley | Dean Wade | Robin Lopez | Darius Garland | Donovan Mitchell | 1-0 |
| 11/28 | at Raptors | Isaac Okoro | Dean Wade | Evan Mobley | Darius Garland | Donovan Mitchell | 0-1 |
| 11/30 | vs. 76ers | Mamadi Diakite | Dean Wade | Evan Mobley | Darius Garland | Donovan Mitchell | 1-0 |
| 12/2 | vs. Magic | Lamar Stevens | Dean Wade | Evan Mobley | Darius Garland | Donovan Mitchell | 1-0 |
| 12/4 | at Knicks | Mamadi Diakite | Lamar Stevens | Evan Mobley | Darius Garland | Donovan Mitchell | 0-1 |
| 12/10 | vs. Thunder | Evan Mobley | Lamar Stevens | Jarrett Allen | Darius Garland | Caris LeVert | 1-1 |
| 12/29 | at Pacers | Evan Mobley | Lamar Stevens | Jarrett Allen | Darius Garland | Donovan Mitchell | 7-3 |
| 1/2 | vs. Bulls | Kevin Love | Lamar Stevens | Jarrett Allen | Caris LeVert | Donovan Mitchell | 2-0 |
| 1/4 | vs. Suns | Evan Mobley | Isaac Okoro | Jarrett Allen | Caris LeVert | Donovan Mitchell | 1-0 |
| 1/27 | at Thunder | Evan Mobley | Isaac Okoro | Jarrett Allen | Darius Garland | Caris LeVert | 2-4 |
| 2/6 | at Wizards | Isaiah Mobley | Isaac Okoro | Jarrett Allen | Darius Garland | Donovan Mitchell | 1-0 |
| 2/8 | vs. Pistons | Evan Mobley | Isaac Okoro | Jarrett Allen | Caris LeVert | Raul Neto | 1-0 |
| 2/26 | vs. Raptors | Evan Mobley | Isaac Okoro | Jarrett Allen | Darius Garland | Donovan Mitchell | 13-8 |





GAMES MISSED DUE TO INJURIES/SUSPENSIONS

| NAME | INJURY/ILLNESS | DATES OUT | GAMES MISSED |
|--------------------|---|--|--------------|
| Jarrett Allen | Left Ankle; Soreness | 11/13 | 1 |
| | Illness; Non-Covid Related | 11/16 | 1 |
| | Low Back; Contusion | 11/27 through 11/28/22; 12/2 through 12/4/22 | 4 |
| | Back; Contusion | 11/30 | 1 |
| Mamadi Diakite | Inactive - Not With Team | 10/19 | 1 |
| | Inactive - Personal | 10/23 | 1 |
| Darius Garland | Left Eye Laceration | 10/22 through 10/30/22 | 5 |
| | Left Knee; Sprain | 11/4 | 1 |
| | Right Thumb; Sprain | 12/31/22 through 1/4/23 | 3 |
| | Right Thumb; Soreness | 2/8 | 1 |
| Caris LeVert | Left Ankle; Sprain | 11/21 through 11/27/22 | 4 |
| | Right Hamstring; Soreness | 2/2 through 2/5/23 | 2 |
| Robin Lopez | Illness | 12/26 through 12/29/22 | 2 |
| Kevin Love | Right Thumb; Fracture | 11/20; 11/23 through 11/30/22 | 6 |
| | Low Back; Soreness | 12/9 through 12/12/22 | 3 |
| | Low Back; Spasms | 1/26 through 1/29/23 | 3 |
| Donovan Mitchell | Left Ankle; Sprain | 11/4 | 1 |
| | Right Ankle; Strain | 11/13 | 1 |
| | Right Lower Leg; Soreness | 12/9 through 12/12/22 | 3 |
| | Left Groin; Strain | 1/18 through 1/21/23; 1/26 through 1/27/23 | 5 |
| | Left Groin; Soreness | 2/8 | 1 |
| Evan Mobley | Right Ankle; Soreness | 12/31/22 through 1/2/23 | 2 |
| Raul Neto | Right Ankle; Sprain | 11/2 | 1 |
| Cedi Osman | Low Back; Soreness | 12/29 | 1 |
| | Neck; Spasms | 2/15 | 1 |
| Ricky Rubio | Left Knee; ACL Surgery | 10/19 through 11/25/22; 11/28/22 through 1/10/23 | 41 |
| | Left Knee; SCL Surgery | 11/27 | 1 |
| | Left Knee; Injury Management - ACL Recovery | 1/20; 1/27; 2/6; 2/10; 2/23 | 5 |
| | Illness | 2/15 | 1 |
| Lamar Stevens | Illness; Non-Covid | 11/25 through 11/28/22 | 3 |
| | Illness; Non-Covid Related | 11/30 | 1 |
| | Right Knee; Soreness | 12/17 through 12/21/22 | 3 |
| Dean Wade | Right Knee; Soreness | 11/11 through 11/21/22 | 6 |
| | Left Shoulder; Sprain | 12/4/22 through 1/20/23 | 24 |
| Dylan Windler | Right Ankle; Sprain | 10/19 through 10/30/22; 11/4/22 through 2/10/23 | 57 |
| | Inactive - G League On Assignment | 2/15; 2/24 | 2 |
| TOTAL GAMES MISSED | | | 199 |





| | CLEVELAND CAVALIERS | | OPPONENTS | |
|-----------------------|---------------------|--|-----------|---|
| Points | 71 | Donovan Mitchell vs. CHI 01/02/2023 | 50 | Damian Lillard at POR 01/12/2023 |
| Points in a Quarter | 27 | Darius Garland (4th) vs. MIN 11/13/2022 | 20 | Brandon Boston Jr. (4th) vs. LAC 01/29/2023 |
| Points in a Half | 55 | Donovan Mitchell (2nd) vs. CHI 01/02/2023 | 26 | DeMar DeRozan (2nd) vs. CHI 01/02/2023 |
| Field Goals | 22 | Donovan Mitchell vs. CHI 01/02/2023 | 17 | Giannis Antetokounmpo vs. MIL 12/21/2022 |
| Field Goal Attempts | 34 | Donovan Mitchell vs. CHI 01/02/2023 | 32 | DeMar DeRozan vs. CHI 01/02/2023 |
| Field Goal Percentage | 1.000 | Isaac Okoro (6-6) at MEM 01/18/2023 | 1.000 | Kentavious Caldwell-Pope (6-6) vs. DEN 02/23/2023 |
| 3-PT Field Goal | 10 | Darius Garland vs. MIN 11/13/2022 | 8 | Julius Randle at NYK 01/24/2023 |
| 3-PT FG Attempts | 18 | Donovan Mitchell at UTA 01/10/2023 | 16 | Terry Rozier vs. CHA 11/18/2022 |
| 3-PT FG Percentage | 1.000 | Cedi Osman (7-7) vs. LAC 01/29/2023 | 1.000 | Kentavious Caldwell-Pope (4-4) vs. DEN 02/23/2023 |
| Free Throws | 20 | Donovan Mitchell vs. CHI 01/02/2023 | 14 | Trae Young at ATL 02/24/2023 |
| Free Throw Attempts | 25 | Donovan Mitchell vs. CHI 01/02/2023 | 16 | Giannis Antetokounmpo vs. MIL 12/21/2022 |
| Free Throw Percentage | 1.000 | Donovan Mitchell (11-11) at UTA 01/10/2023 | 1.000 | Taurean Prince (10-10) vs. MIN 11/13/2022 |
| Offensive Rebounds | 9 | Jarrett Allen vs. DET 02/08/2023 | 7 | Nikola Jokic vs. DEN 02/23/2023 |
| Defensive Rebounds | 16 | Kevin Love vs. CHI 01/02/2023 | 16 | Deandre Ayton vs. PHX 01/04/2023 |
| Total Rebounds | 20 | Jarrett Allen at LAC 11/07/2022 | 18 | Nikola Jokic vs. DEN 02/23/2023 |
| | | | 18 | Deandre Ayton vs. PHX 01/04/2023 |
| | | | 18 | Domantas Sabonis vs. SAC 12/09/2022 |
| Assists | 14 | Darius Garland at MEM 01/18/2023 | 14 | Tyrese Haliburton vs. IND 12/16/2022 |
| Steals | 5 | Darius Garland vs. CHA 11/18/2022 | 5 | Ayo Dosunmu at CHI 12/31/2022 |
| Blocks | 8 | Evan Mobley at DET 11/04/2022 | 6 | Myles Turner at IND 12/29/2022 |
| | | | 6 | Brook Lopez at MIL 11/25/2022 |
| Minutes | 49:48 | Donovan Mitchell vs. CHI 01/02/2023 | 48:46 | Terry Rozier vs. CHA 11/18/2022 |
| Points in Paint | 32 | Evan Mobley vs. MIL 01/21/2023 | 28 | Giannis Antetokounmpo vs. MIL 12/21/2022 |
| Second Chance Points | 10 | Jarrett Allen vs. DET 02/08/2023 | 11 | Jordan Clarkson at UTA 01/10/2023 |
| | 10 | Jarrett Allen vs. NOP 01/16/2023 | | |
| | 10 | Donovan Mitchell vs. CHI 01/02/2023 | | |
| | 10 | Darius Garland vs. MIN 11/13/2022 | | |
| Fast Break Points | 11 | Darius Garland vs. BKN 12/26/2022 | 11 | O.G. Anunoby at TOR 11/28/2022 |
| | 11 | Donovan Mitchell at LAC 11/07/2022 | | |

| CAVALIERS HIGHS | CAVALIERS LOWS | CATEGORY | OPPONENTS HIGHS | OPPONENTS LOWS |
|---------------------------|---------------------------|-----------------------|---------------------------|---------------------------|
| 145 vs. CHI 01/02/2023 | 81 at NYK 12/04/2022 | Points | 136 at ATL 02/24/2023 | 85 (2) vs. DET 02/08/2023 |
| 38 (2) at NOP 02/10/2023 | 15 vs. PHX 01/04/2023 | Points/1st Qtr. | 40 vs. MIN 11/13/2022 | 14 (3) vs. DET 02/08/2023 |
| 44 vs. PHI 11/30/2022 | 14 (2) at PHI 02/15/2023 | Points/2nd Qtr. | 49 at ATL 02/24/2023 | 15 vs. MIA 11/20/2022 |
| 74 at HOU 01/26/2023 | 33 vs. PHX 01/04/2023 | Points/1st Half | 81 at ATL 02/24/2023 | 34 vs. LAC 01/29/2023 |
| 44 vs. CHI 01/02/2023 | 10 at MIL 11/25/2022 | Points/3rd Qtr. | 38 at IND 02/05/2023 | 16 at LAL 11/06/2022 |
| 42 at PHI 02/15/2023 | 15 vs. SAC 12/09/2022 | Points/4th Qtr. | 42 vs. LAC 01/29/2023 | 15 (3) vs. CHI 02/11/2023 |
| 83 vs. CHI 01/02/2023 | 38 (2) at NYK 12/04/2022 | Points/2nd Half | 71 at IND 12/29/2022 | 36 at LAL 11/06/2022 |
| 50 at IND 12/29/2022 | 29 at NYK 12/04/2022 | Field Goals | 50 at ATL 02/24/2023 | 29 at DAL 12/14/2022 |
| 100 vs. BOS 11/02/2022 | 70 (2) vs. UTA 12/19/2022 | Field Goal Attempts | 110 vs. CHA 11/18/2022 | 66 vs. SAC 12/09/2022 |
| .614 vs. UTA 12/19/2022 | .349 at NYK 12/04/2022 | Field Goal Percentage | .588 at ATL 02/24/2023 | .370 vs. DET 02/08/2023 |
| 23 vs. NYK 10/30/2022 | 5 at SAS 12/12/2022 | 3-PT Field Goal | 23 vs. GSW 01/20/2023 | 2 vs. LAC 01/29/2023 |
| 50 vs. NYK 10/30/2022 | 19 vs. ATL 11/21/2022 | 3-PT FG Attempts | 49 vs. DAL 12/17/2022 | 18 at OKC 01/27/2023 |
| .606 vs. LAC 01/29/2023 | .184 at TOR 11/28/2022 | 3-PT FG Percentage | .613 at IND 12/29/2022 | .105 vs. LAC 01/29/2023 |
| 33 vs. CHI 01/02/2023 | 6 vs. MIA 01/31/2023 | Free Throws | 30 (3) at UTA 01/10/2023 | 8 (2) vs. ORL 12/02/2022 |
| 45 vs. CHI 01/02/2023 | 9 vs. ORL 12/02/2022 | Free Throw Attempts | 37 at UTA 01/10/2023 | 11 (2) vs. MIL 01/21/2023 |
| 1.000 vs. ORL 12/02/2022 | .500 vs. MIA 01/31/2023 | Free Throw Percentage | 1.000 vs. POR 11/23/2022 | .500 vs. NYK 10/30/2022 |
| 18 at DEN 01/06/2023 | 3 (2) at PHX 01/08/2023 | Offensive Rebounds | 19 at SAS 12/12/2022 | 2 at SAC 11/09/2022 |
| 43 vs. CHA 11/18/2022 | 22 at DEN 01/06/2023 | Defensive Rebounds | 44 vs. BOS 11/02/2022 | 19 vs. MIA 11/20/2022 |
| 51 (2) vs. DAL 12/17/2022 | 33 (2) vs. BKN 12/26/2022 | Total Rebounds | 54 (2) at UTA 01/10/2023 | 24 at SAC 11/09/2022 |
| 35 vs. LAC 01/29/2023 | 12 at MIL 11/25/2022 | Assists | 34 vs. IND 12/16/2022 | 14 (2) at CHI 12/31/2022 |
| 12 (2) vs. MEM 02/02/2023 | 1 vs. CHI 01/02/2023 | Steals | 15 (2) at CHI 12/31/2022 | 2 at DAL 12/14/2022 |
| 26 vs. CHI 01/02/2023 | 11 (3) vs. MIL 01/21/2023 | Fouls | 31 vs. CHI 01/02/2023 | 9 vs. ORL 12/02/2022 |
| 21 vs. UTA 12/19/2022 | 5 at UTA 01/10/2023 | Turnovers | 22 (2) vs. CHI 02/11/2023 | 7 vs. CHI 01/02/2023 |
| 13 at DET 11/04/2022 | 1 (4) at POR 01/12/2023 | Blocks | 9 (2) at MIL 11/25/2022 | 0 vs. LAC 01/29/2023 |
| 72 at IND 12/29/2022 | 32 vs. NYK 10/30/2022 | Points in Paint | 64 vs. NYK 10/30/2022 | 24 at DET 11/04/2022 |
| 25 (3) at NOP 02/10/2023 | 4 (4) vs. LAC 01/29/2023 | Second Chance Points | 27 at UTA 01/10/2023 | 2 (2) vs. CHI 02/11/2023 |
| 29 vs. UTA 12/19/2022 | 0 at SAC 11/09/2022 | Fast Break Points | 28 vs. NYK 10/30/2022 | 0 at DAL 12/14/2022 |
| 40 vs. LAC 01/29/2023 | 0 (2) at PHI 02/15/2023 | Biggest Lead | 32 at ATL 02/24/2023 | 0 (5) vs. DET 02/08/2023 |
| 63 vs. LAC 01/29/2023 | 5 vs. CHI 02/11/2023 | Bench Points | 64 vs. LAC 01/29/2023 | 9 (2) at POR 01/12/2023 |
| 40 at HOU 01/26/2023 | 7 at MIN 01/14/2023 | Points Off Turnovers | 35 vs. CHA 11/18/2022 | 4 vs. LAL 12/06/2022 |





TEAM RECORD

| | RECORD | HOME | ROAD | OT |
|-----------|--------|------|-------|-----|
| OVERALL | 39-25 | 26-7 | 13-18 | 6-0 |
| ATLANTIC | 5-7 | 4-2 | 1-5 | 2-0 |
| CENTRAL | 11-3 | 6-0 | 5-3 | 1-0 |
| SOUTHEAST | 7-2 | 6-1 | 1-1 | 2-0 |
| EASTERN | 23-12 | 16-3 | 7-9 | 5-0 |
| SOUTHWEST | 7-2 | 4-0 | 3-2 | 1-0 |
| NORTHWEST | 4-6 | 3-2 | 1-4 | -- |
| PACIFIC | 5-5 | 3-2 | 2-3 | -- |
| WESTERN | 16-13 | 10-4 | 6-9 | 1-0 |

TEAM WINNING & LOSING STREAKS

| LONG: | OVERALL | HOME | ROAD |
|-------|----------------------------|-----------------------------|----------------------------|
| Win | 10/22/2022 — 11/6/2022 (8) | 11/18/2022 — 12/6/2022 (7) | 10/22/2022 — 11/6/2022 (4) |
| Loss | 11/7/2022 — 11/16/2022 (5) | 12/23/2022 — 12/26/2022 (2) | 11/7/2022 — 11/25/2022 (5) |

*showing most recent streaks

AFTER 64 GAMES: W39, L25

| MARGIN | 1 | 2 | 3 | 4 | 5 | 6 | 7 | 8 | 9 | 10 | 11 | 12 | 13 | 14 | 15 | 16 | 17 | 18 | 19 | 20 | 21 | 22 | 23 |
|----------|---|---|---|---|---|---|---|---|---|----|----|----|----|----|----|----|----|----|----|----|----|----|----|
| Won By: | 3 | 1 | | | | 2 | | 5 | 1 | 3 | 4 | 2 | 1 | 3 | 2 | | | 2 | 1 | | | | 3 |
| Lost By: | 2 | 3 | 2 | | 2 | 3 | 1 | 2 | 1 | | 3 | 2 | 1 | | 2 | | 1 | | | | | | |

| MARGIN | 24 | 25 | 26 | 27 | 28 | 29 | 30 | 31 | 32 | 33 | 34 | 35 | 36 | 37 | 38 | 39 | 40 | 41 | 42 | 43 | 44 | 45 | 46 |
|----------|----|----|----|----|----|----|----|----|----|----|----|----|----|----|----|----|----|----|----|----|----|----|----|
| Won By: | 1 | 1 | 1 | | 2 | | | | 1 | | | | | | | | | | | | | | |
| Lost By: | | | | | | | | | | | | | | | | | | | | | | | |

| AT START OF: | OVERALL | HOME | ROAD | FG%: | OVERALL | HOME | ROAD |
|--------------|---------|------|------|--------|---------|------|------|
| 2nd-Ahead: | 27-6 | 19-1 | 8-5 | -44% | 7-6 | 6-1 | 1-5 |
| -Behind: | 12-18 | 7-6 | 5-12 | 45-49% | 8-11 | 5-4 | 3-7 |
| -Tied: | 0-1 | 0-0 | 0-1 | 50-54% | 12-8 | 8-2 | 4-6 |
| 3rd-Ahead: | 28-7 | 19-1 | 9-6 | 55-59% | 9-0 | 4-0 | 5-0 |
| -Behind: | 11-15 | 7-5 | 4-10 | +60% | 3-0 | 3-0 | 0-0 |
| -Tied: | 0-3 | 0-1 | 0-2 | | | | |
| 4th-Ahead: | 29-6 | 19-2 | 10-4 | | | | |
| -Behind: | 10-17 | 7-4 | 3-13 | | | | |
| -Tied: | 0-2 | 0-1 | 0-1 | | | | |





| TEAM TREND | HOME | AWAY | TTL | LAST GAME | TEAM TREND | HOME | AWAY | TTL | LAST GAME | PLAYER TREND | HOME | AWAY | TTL | LAST GAME |
|--|------|-------|-------|------------------|-----------------------------------|------|-------|-------|-----------------|----------------------------------|------|-------|-------|------------------|
| <4 Cavaliers w/ 10+ pts | 2-0 | 0-3 | 2-3 | @ OKC 1/27/23 | Cavaliers shoot 50.0% or better | 14-2 | 8-5 | 22-7 | vs. TOR 2/26/23 | Kevin Love w/25+ pts | 1-0 | 0-0 | 1-0 | vs. NYK 10/30/22 |
| 4+ Cavaliers w/ 10+ pts | 24-7 | 13-15 | 37-22 | vs. TOR 2/26/23 | Opp shoots 50.0% or better | 3-4 | 3-9 | 6-13 | @ ATL 2/24/23 | Kevin Love w/20+ pts | 1-0 | 2-0 | 3-0 | @ CHI 12/31/22 |
| 5+ Cavaliers w/ 10+ pts | 15-5 | 11-10 | 26-15 | @ ATL 2/24/23 | Cavaliers shoot 45.0% or better | 20-5 | 11-12 | 31-17 | vs. TOR 2/26/23 | Kevin Love w/15+ pts | 1-0 | 3-1 | 4-1 | @ CHI 12/31/22 |
| 6+ Cavaliers w/ 10+ pts | 5-1 | 6-2 | 11-3 | @ WAS 2/6/23 | Cavaliers shoot 44.0% or below | 6-1 | 1-5 | 7-6 | vs. CHI 2/11/23 | Kevin Love w/10+ pts | 3-3 | 4-3 | 7-6 | vs. GSW 1/20/23 |
| 7+ Cavaliers w/ 10+ pts | 1-1 | 0-1 | 1-2 | @ IND 12/29/22 | Cavaliers shoot 40.0% or below | 1-0 | 0-3 | 1-3 | vs. PHX 1/4/23 | Kevin Love w/15+ REB | 1-0 | 0-0 | 1-0 | vs. CHI 1/2/23 |
| 8+ Cavaliers w/ 10+ pts | 0-0 | 0-0 | 0-0 | | Opp shoots 45.0% or better | 12-6 | 7-14 | 19-20 | @ ATL 2/24/23 | Kevin Love w/10+ REB | 3-0 | 2-0 | 5-0 | vs. CHI 1/2/23 |
| Cavaliers no 20+ pt scorer | 0-2 | 0-2 | 0-4 | vs. MIA 1/31/23 | Opp shoots 40.0% or below | 6-0 | 2-0 | 8-0 | vs. TOR 2/26/23 | Kevin Love w/10+ asts | 0-0 | 1-0 | 1-0 | @ DET 11/4/22 |
| Opp no 20+ pt scorer | 3-0 | 4-0 | 7-0 | vs. DET 2/8/23 | Cavaliers w/10+ 3-pointers made | 18-6 | 9-12 | 27-18 | vs. TOR 2/26/23 | Kevin Love w/3+ 3FGM | 4-3 | 3-1 | 7-4 | vs. GSW 1/20/23 |
| 2+ Cavaliers w/20+ pt scorer | 19-2 | 11-12 | 30-14 | vs. TOR 2/26/23 | Opp w/10+ 3-pointers made | 16-7 | 5-15 | 21-22 | @ ATL 2/24/23 | Kevin Love w/double-double | 2-0 | 3-0 | 5-0 | vs. CHI 1/2/23 |
| 2+ Opp w/20+ pt scorer | 10-5 | 3-9 | 13-14 | @ ATL 2/24/23 | Cavaliers w/15+ 3-pointers made | 7-1 | 4-2 | 11-3 | vs. TOR 2/26/23 | Darius Garland w/50+ pts | 0-1 | 0-0 | 0-1 | vs. MIN 11/13/22 |
| 3+ Cavaliers w/20+ pt scorer | 7-1 | 3-4 | 10-5 | vs. DEN 2/23/23 | Opp w/15+ 3-pointers made | 1-5 | 0-9 | 1-14 | @ ATL 2/24/23 | Darius Garland w/45+ pts | 0-2 | 0-0 | 0-2 | vs. BKN 12/26/22 |
| 3+ Opp w/20+ pt scorer | 4-2 | 0-1 | 4-3 | vs. MEM 2/2/23 | Cavaliers 3FG% 40.0% or better | 9-2 | 6-5 | 15-7 | vs. TOR 2/26/23 | Darius Garland w/40+ pts | 1-2 | 0-0 | 1-2 | vs. BKN 12/26/22 |
| Cavaliers w/30+ pt scorer | 14-4 | 6-7 | 20-11 | vs. TOR 2/26/23 | Opp 3FG% 40.0% or better | 4-7 | 1-13 | 5-20 | @ ATL 2/24/23 | Darius Garland w/35+ pts | 1-2 | 0-0 | 1-2 | vs. BKN 12/26/22 |
| Opp w/30+ pt scorer | 5-3 | 3-6 | 8-9 | @ ATL 2/24/23 | Cavaliers FT% 80.0 or better | 14-3 | 7-10 | 21-13 | vs. TOR 2/26/23 | Darius Garland w/30+ pts | 3-3 | 0-2 | 3-5 | @ ATL 2/24/23 |
| All 5 Starters w/10+ pts | 6-1 | 5-2 | 11-3 | @ WAS 2/6/23 | Opp FT% 80.0 or better | 16-2 | 5-8 | 21-10 | vs. TOR 2/26/23 | Darius Garland w/25+ pts | 6-3 | 1-3 | 7-6 | @ ATL 2/24/23 |
| Opp 5 Starters w/10+ pts | 3-1 | 0-5 | 3-6 | vs. DEN 2/23/23 | Cavaliers FT% below 70.0 | 4-3 | 3-4 | 7-7 | @ WAS 2/6/23 | Darius Garland w/20+ pts | 12-4 | 6-9 | 18-13 | @ ATL 2/24/23 |
| 2+ reserves w/10+ pts | 8-2 | 4-3 | 12-5 | vs. MEM 2/2/23 | Opp FT% below 70.0 | 5-2 | 4-3 | 9-5 | @ IND 2/5/23 | Darius Garland w/15+ pts | 19-7 | 7-16 | 26-23 | vs. TOR 2/26/23 |
| Opp 2+ reserves w/10+ pts | 5-2 | 4-8 | 9-10 | @ ATL 2/24/23 | Cavaliers FTM >= Opp FTA | 14-2 | 3-4 | 17-6 | @ ATL 2/24/23 | Darius Garland w/10+ pts | 20-7 | 9-16 | 29-23 | vs. TOR 2/26/23 |
| 3+ reserves w/10+ pts | 0-0 | 2-1 | 2-1 | @ IND 12/29/22 | Opp FTM >= Cavaliers FTA | 5-2 | 3-7 | 8-9 | vs. DEN 2/23/23 | Darius Garland w/10+ FTA | 0-2 | 2-2 | 2-4 | @ OKC 1/27/23 |
| Opp 3+ reserves w/10+ pts | 2-0 | 0-0 | 2-0 | vs. LAC 1/29/23 | Cavaliers FG% >= Opp FG% | 18-4 | 7-5 | 25-9 | vs. TOR 2/26/23 | Darius Garland w/10+ asts | 10-0 | 2-4 | 12-4 | vs. TOR 2/26/23 |
| Cavaliers <20 pts. in 1st qtr | 6-0 | 1-1 | 7-1 | vs. PHX 1/4/23 | Opp FG% >= Cavaliers FG% | 6-3 | 5-11 | 11-14 | @ ATL 2/24/23 | Darius Garland w/3+ 3FGM | 9-4 | 4-6 | 13-10 | vs. TOR 2/26/23 |
| Opp <20 pts. in 1st qtr | 9-0 | 2-0 | 11-0 | vs. SAS 2/13/23 | Cavaliers w/30+ FTA | 5-3 | 4-1 | 9-4 | vs. NOP 1/16/23 | Darius Garland w/3+ stls | 3-0 | 2-3 | 5-3 | @ PHI 2/15/23 |
| Cavaliers w/30+ pts in 1st qtr | 11-1 | 7-5 | 18-6 | vs. TOR 2/26/23 | Opp w/30+ FTA | 1-2 | 1-3 | 2-5 | @ UTA 1/10/23 | Darius Garland w/double-double | 10-0 | 2-4 | 12-4 | vs. TOR 2/26/23 |
| Opp w/30+ pts in 1st qtr | 4-6 | 4-8 | 8-14 | @ ATL 2/24/23 | Cavaliers w/20+ asts | 24-7 | 10-15 | 34-22 | vs. TOR 2/26/23 | Evan Mobley w/35+ pts | 1-0 | 0-0 | 1-0 | vs. MIL 1/21/23 |
| Cavaliers under 50 pts 1st half | 3-2 | 0-4 | 3-6 | @ PHI 2/15/23 | Opp w/20+ asts | 16-7 | 7-14 | 23-21 | @ ATL 2/24/23 | Evan Mobley w/30+ pts | 1-1 | 0-0 | 1-1 | vs. DEN 2/23/23 |
| Opp under 50 pts 1st half | 14-1 | 5-4 | 19-5 | vs. SAS 2/13/23 | Cavaliers w/25+ asts | 14-2 | 9-8 | 23-10 | vs. TOR 2/26/23 | Evan Mobley w/25+ pts | 1-1 | 1-1 | 2-2 | vs. DEN 2/23/23 |
| Cavaliers 50+ pts 1st half | 23-5 | 13-14 | 36-19 | vs. TOR 2/26/23 | Opp w/25+ asts | 9-5 | 3-9 | 12-14 | @ ATL 2/24/23 | Evan Mobley w/20+ pts | 4-1 | 3-5 | 7-6 | vs. DEN 2/23/23 |
| Opp 50+ pts 1st half | 12-6 | 8-14 | 20-20 | vs. TOR 2/26/23 | Cavaliers w/30+ asts | 7-1 | 3-1 | 10-2 | vs. TOR 2/26/23 | Evan Mobley w/15+ pts | 16-4 | 8-10 | 24-14 | vs. TOR 2/26/23 |
| Cavaliers 60+ pts in 1st half | 12-0 | 8-5 | 20-5 | vs. TOR 2/26/23 | Opp w/30+ asts | 1-2 | 0-1 | 1-3 | vs. DEN 2/23/23 | Evan Mobley w/10+ pts | 21-6 | 11-17 | 32-23 | vs. TOR 2/26/23 |
| Opp 60+ pts in 1st half | 4-4 | 2-9 | 6-13 | @ ATL 2/24/23 | Cavaliers asts >= Opp asts | 16-2 | 10-8 | 26-10 | vs. TOR 2/26/23 | Evan Mobley w/10+ FTA | 0-0 | 1-0 | 1-0 | @ HOU 1/26/23 |
| Cavaliers lead by 10+ pts | 23-1 | 11-7 | 34-8 | vs. TOR 2/26/23 | Opp asts >= Cavaliers asts | 8-5 | 2-9 | 10-14 | @ ATL 2/24/23 | Evan Mobley w/15+ REB | 1-0 | 0-2 | 1-2 | @ MEM 1/18/23 |
| Opp leads by 10+ pts | 8-6 | 4-15 | 12-21 | @ ATL 2/24/23 | Cavaliers w/12 or fewer TOs | 13-3 | 6-11 | 19-14 | @ ATL 2/24/23 | Evan Mobley w/10+ REB | 7-1 | 5-6 | 12-7 | vs. TOR 2/10/23 |
| Games decided by 10+ points | 18-2 | 9-7 | 27-9 | vs. TOR 2/26/23 | Opp w/12 or fewer TOs | 4-0 | 2-8 | 6-8 | @ PHI 2/15/23 | Evan Mobley w/3+ stls | 0-0 | 1-1 | 1-1 | @ NOP 2/10/23 |
| Games decided by 4-9 points | 5-4 | 3-5 | 8-9 | vs. DEN 2/23/23 | Cavaliers w/20+ TOs | 1-0 | 1-0 | 2-0 | @ CHI 12/31/22 | Evan Mobley w/double-double | 6-0 | 5-6 | 11-6 | @ NOP 2/10/23 |
| Games decided by 3 or less points | 3-1 | 1-6 | 4-7 | vs. MIA 1/31/23 | Opp w/20+ TOs | 1-0 | 1-1 | 2-1 | vs. CHI 2/11/23 | Donovan Mitchell w/55+ pts | 1-0 | 0-0 | 1-0 | vs. CHI 1/2/23 |
| Both teams score 100+ pts | 14-5 | 6-15 | 20-20 | @ ATL 2/24/23 | Cavaliers TO >= Opp TO | 8-1 | 4-7 | 12-8 | @ WAS 2/6/23 | Donovan Mitchell w/50+ pts | 1-0 | 0-0 | 1-0 | vs. CHI 1/2/23 |
| Both teams under 100 pts | 2-0 | 0-1 | 2-1 | vs. CHI 2/11/23 | Opp TO >= Cavaliers TO | 16-5 | 8-11 | 24-16 | vs. TOR 2/26/23 | Donovan Mitchell w/45+ pts | 1-0 | 0-1 | 1-1 | @ UTA 1/10/23 |
| Cavaliers score under 100 pts | 2-2 | 0-3 | 2-5 | vs. CHI 2/11/23 | Cavaliers w/50+ REB | 4-0 | 1-0 | 5-0 | vs. DET 2/8/23 | Donovan Mitchell w/40+ pts | 4-0 | 1-1 | 5-1 | vs. SAS 2/13/23 |
| Opp scores under 100 pts | 12-0 | 7-1 | 19-1 | vs. TOR 2/26/23 | Opp w/50+ REB | 2-0 | 0-3 | 2-3 | @ UTA 1/10/23 | Donovan Mitchell w/35+ pts | 8-0 | 1-2 | 9-2 | vs. TOR 2/26/23 |
| Cavaliers score 100+ pts | 24-5 | 13-15 | 37-20 | vs. TOR 2/26/23 | Cavaliers REB >= Opp REB | 16-0 | 12-7 | 28-7 | vs. TOR 2/26/23 | Donovan Mitchell w/30+ pts | 11-0 | 6-5 | 17-5 | vs. TOR 2/26/23 |
| Opp scores 100+ pts | 14-7 | 6-17 | 20-24 | @ ATL 2/24/23 | Opp REB >= Cavaliers REB | 9-7 | 1-11 | 10-18 | @ ATL 2/24/23 | Donovan Mitchell w/20+ pts | 17-1 | 9-12 | 26-13 | vs. TOR 2/26/23 |
| Cavaliers score 110+ pts | 21-3 | 10-8 | 31-11 | vs. TOR 2/26/23 | Cavaliers w/10+ more REB than Opp | 6-0 | 4-3 | 10-3 | vs. DET 2/8/23 | Donovan Mitchell w/10+ REB | 1-0 | 0-1 | 1-1 | vs. CHI 2/11/23 |
| Opp scores 110+ pts | 5-5 | 2-13 | 7-18 | @ ATL 2/24/23 | Opp w/10+ more REB than CLE | 1-2 | 1-3 | 2-5 | vs. LAC 1/29/23 | Donovan Mitchell w/10+ asts | 2-0 | 0-0 | 2-0 | vs. CHI 1/2/23 |
| Cavaliers tied or lead after the 3rd qtr | 20-3 | 11-5 | 31-8 | vs. TOR 2/26/23 | Cavaliers w/10+ stls | 4-1 | 1-0 | 5-1 | vs. DEN 2/23/23 | Donovan Mitchell w/3+ 3FGM | 16-3 | 5-9 | 21-12 | vs. TOR 2/26/23 |
| Cavaliers tied or lead at halftime | 19-2 | 9-8 | 28-10 | vs. TOR 2/26/23 | Opp w/10+ stls | 3-2 | 3-4 | 6-6 | vs. SAS 2/13/23 | Donovan Mitchell w/3+ stls | 4-3 | 1-2 | 5-5 | vs. TOR 2/26/23 |
| Cavaliers tied or lead after 1st qtr | 21-1 | 9-6 | 30-7 | vs. TOR 2/26/23 | 2+ Cavaliers w/double-double | 12-0 | 7-5 | 19-5 | vs. TOR 2/26/23 | Donovan Mitchell w/double-double | 3-0 | 0-1 | 3-1 | vs. CHI 2/11/23 |
| Cavaliers trailing after the 3rd qtr | 6-4 | 2-13 | 8-17 | @ ATL 2/24/23 | 2+ Opp w/double-double | 6-2 | 2-3 | 8-5 | @ PHI 2/15/23 | Isaac Okoro w/20+ pts | 0-0 | 1-0 | 1-0 | @ IND 2/5/23 |
| Cavaliers trailing at halftime | 7-5 | 4-10 | 11-15 | @ ATL 2/24/23 | 3+ Cavaliers w/double-double | 2-0 | 0-0 | 2-0 | vs. MEM 2/2/23 | Isaac Okoro w/15+ pts | 0-1 | 1-1 | 1-2 | @ IND 2/5/23 |
| Cavaliers trailing after 1st qtr | 5-6 | 4-12 | 9-18 | @ ATL 2/24/23 | 3+ Opp w/double-double | 0-1 | 0-0 | 0-1 | vs. MIN 1/13/22 | Isaac Okoro w/10+ pts | 6-1 | 5-3 | 11-4 | @ WAS 2/6/23 |
| 1st game Back-to-Back | 2-3 | 6-0 | 8-3 | vs. DEN 2/23/23 | Cavaliers P1TP >= Opp P1TP | 17-6 | 8-13 | 25-19 | vs. TOR 2/26/23 | Isaac Okoro w/3+ 3FGM | 0-0 | 2-1 | 2-1 | @ IND 2/5/23 |
| 2nd game Back-to-Back | 6-0 | 1-4 | 7-4 | @ ATL 2/24/23 | Opp P1TP >= Cavaliers P1TP | 7-1 | 5-4 | 12-5 | @ ATL 2/24/23 | Isaac Okoro w/3+ stls | 2-0 | 0-1 | 2-1 | vs. MEM 2/2/23 |
| 1st game after a win | 17-3 | 6-12 | 23-15 | @ PHI 2/15/23 | Cavaliers 2CP >= Opp 2CP | 14-3 | 8-6 | 22-9 | @ ATL 2/24/23 | Jarrett Allen w/20+ pts | 10-0 | 4-2 | 14-2 | vs. TOR 2/26/23 |
| 1st game after a loss | 9-4 | 7-5 | 16-9 | vs. TOR 2/26/23 | Opp 2CP >= Cavaliers 2CP | 8-4 | 4-10 | 12-14 | vs. TOR 2/26/23 | Jarrett Allen w/15+ pts | 16-0 | 6-5 | 22-5 | vs. TOR 2/26/23 |
| On Monday | 5-1 | 1-3 | 6-4 | vs. SAS 2/13/23 | Cavaliers FB Pts >= Opp FB Pts | 11-2 | 6-10 | 17-12 | vs. TOR 2/26/23 | Jarrett Allen w/10+ pts | 18-4 | 10-13 | 28-17 | vs. TOR 2/26/23 |
| On Tuesday | 1-1 | 0-2 | 1-3 | vs. MIA 1/31/23 | Opp FB Pts >= Cavaliers FB Pts | 14-5 | 7-7 | 21-12 | @ ATL 2/24/23 | Jarrett Allen w/10+ FTA | 1-0 | 0-0 | 1-0 | vs. OKC 12/10/22 |
| On Wednesday | 7-0 | 1-5 | 8-5 | @ PHI 2/15/23 | | | | | | Jarrett Allen w/15+ REB | 3-0 | 0-1 | 3-1 | vs. DET 2/8/23 |
| On Thursday | 1-1 | 2-1 | 3-2 | vs. DEN 2/23/23 | | | | | | Jarrett Allen w/10+ REB | 17-3 | 8-4 | 25-7 | vs. TOR 2/26/23 |
| On Friday | 3-3 | 3-5 | 6-8 | @ ATL 2/24/23 | | | | | | Jarrett Allen w/3+ stls | 1-0 | 1-0 | 2-0 | @ HOU 1/26/23 |
| On Saturday | 4-0 | 2-1 | 6-1 | vs. CHI 2/11/23 | | | | | | Jarrett Allen w/double-double | 14-3 | 7-4 | 21-7 | vs. TOR 2/26/23 |
| On Sunday | 5-1 | 4-1 | 9-2 | vs. TOR 2/26/23 | | | | | | | | | | |
| January | 5-2 | 3-6 | 8-8 | vs. MIA 1/31/23 | | | | | | | | | | |
| February | 5-1 | 3-2 | 8-3 | vs. TOR 2/26/23 | | | | | | | | | | |
| October | 3-0 | 2-1 | 5-1 | vs. NYK 10/30/22 | | | | | | | | | | |
| November | 6-1 | 3-6 | 9-7 | vs. PHI 11/30/22 | | | | | | | | | | |
| December | 7-3 | 2-3 | 9-6 | @ CHI 12/31/22 | | | | | | | | | | |





| DATE | OPPONENT | H-R | W-L | SCORE CLE-OPP | HOME RECORD | ROAD RECORD | TOTAL RECORD | CAVALIERS HI SCORER | CAVALIERS PT | CAVALIERS HI REBR | CAVALIERS RB | CAVALIERS HI ASSISTS | OPPONENT AST | OPPONENT HI SCORER | PT | ATTEND |
|------------|------------------|-----|-----|------------------|----------------|----------------|-----------------|------------------------|-----------------|----------------------------|-----------------|-------------------------|-----------------|------------------------|----|--------|
| 10/19/2022 | at Raptors | R | L | 105-108 | 0-0 | 0-1 | 0-1 | D. Mitchell | 31 | J. Allen | 10 | D. Mitchell | 9 | P. Siakam | 23 | 19,800 |
| 10/22/2022 | at Bulls | R | W | 128-96 | 0-0 | 1-1 | 1-1 | D. Mitchell | 32 | K. Love | 12 | C. LeVert/D. Mitchell | 8 | Z. LaVine | 23 | 21,089 |
| 10/23/2022 | Wizards | H | W | 117-107 | 1-0 | 1-1 | 2-1 | D. Mitchell | 37 | J. Allen | 14 | D. Mitchell/C. LeVert | 4 | B. Beal | 27 | 19,432 |
| 10/26/2022 | Magic | H | W | 103-92 | 2-0 | 1-1 | 3-1 | E. Mobley | 20 | J. Allen | 16 | D. Mitchell | 8 | P. Banchemo | 29 | 0 |
| 10/28/2022 | at Celtics | R | W | 132-123 | 2-0 | 2-1 | 4-1 | C. LeVert/D. Mitchell | 41 | J. Allen | 11 | C. LeVert | 7 | J. Brown/J. Tatum | 32 | 19,156 |
| 10/30/2022 | Knicks | H | W | 121-108 | 3-0 | 2-1 | 5-1 | D. Mitchell | 38 | J. Allen | 13 | D. Mitchell | 12 | E. Fournier/J. Brunson | 16 | 19,432 |
| 11/02/2022 | Celtics | H | W | 114-113 | 4-0 | 2-1 | 6-1 | D. Garland | 29 | J. Allen | 14 | D. Garland | 12 | J. Brown | 30 | 19,432 |
| 11/04/2022 | at Pistons | R | W | 112-88 | 4-0 | 3-1 | 7-1 | J. Allen | 23 | K. Love/E. Mobley | 8 | K. Love | 10 | C. Cunningham | 19 | 18,744 |
| 11/06/2022 | at Lakers | R | W | 114-100 | 4-0 | 4-1 | 8-1 | D. Mitchell | 33 | J. Allen | 11 | D. Garland | 7 | L. James | 27 | 18,997 |
| 11/07/2022 | at Clippers | R | L | 117-119 | 4-0 | 4-2 | 8-2 | D. Mitchell | 30 | J. Allen | 20 | D. Garland | 12 | P. George | 26 | 16,516 |
| 11/09/2022 | at Kings | R | L | 120-127 | 4-0 | 4-3 | 8-3 | D. Mitchell | 38 | C. LeVert | 10 | D. Garland | 8 | D. Sabonis | 21 | 13,816 |
| 11/11/2022 | at Warriors | R | L | 101-106 | 4-0 | 4-4 | 8-4 | D. Mitchell | 29 | E. Mobley | 13 | D. Mitchell | 9 | S. Curry | 40 | 18,064 |
| 11/13/2022 | Timberwolves | H | L | 124-129 | 4-1 | 4-4 | 8-5 | D. Garland | 51 | E. Mobley | 13 | D. Garland | 6 | D. Russell | 30 | 19,432 |
| 11/16/2022 | at Bucks | R | L | 98-113 | 4-1 | 4-5 | 8-6 | D. Mitchell/D. Garland | 23 | K. Love/E. Mobley | 7 | D. Garland | 8 | B. Lopez | 29 | 17,341 |
| 11/18/2022 | Hornets | H | W | 132-122 | 5-1 | 4-5 | 9-6 | D. Garland | 41 | E. Mobley | 18 | D. Garland/D. Mitchell | 6 | K. Oubre Jr. | 34 | 19,432 |
| 11/20/2022 | Heat | H | W | 113-87 | 6-1 | 4-5 | 10-6 | D. Garland | 25 | C. Osman | 12 | D. Garland | 7 | B. Adebayo | 21 | 19,432 |
| 11/21/2022 | Hawks | H | W | 114-102 | 7-1 | 4-5 | 11-6 | D. Mitchell | 29 | J. Allen | 11 | D. Mitchell/D. Garland | 9 | T. Young | 25 | 19,432 |
| 11/23/2022 | Trail Blazers | H | W | 114-96 | 8-1 | 4-5 | 12-6 | D. Mitchell | 34 | J. Allen | 13 | D. Garland | 12 | J. Nurkic | 22 | 19,432 |
| 11/25/2022 | at Bucks | R | L | 102-117 | 8-1 | 4-6 | 12-7 | D. Mitchell | 29 | D. Wade | 12 | D. Garland | 3 | G. Antetokounmpo | 38 | 17,447 |
| 11/27/2022 | at Pistons | R | W | 102-94 | 8-1 | 5-6 | 13-7 | D. Mitchell | 32 | E. Mobley | 13 | D. Garland | 10 | M. Bagley III | 19 | 18,240 |
| 11/28/2022 | at Raptors | R | L | 88-100 | 8-1 | 5-7 | 13-8 | D. Garland/E. Mobley | 18 | E. Mobley | 15 | D. Garland | 10 | O. Anunoby | 20 | 19,800 |
| 11/30/2022 | 76ers | H | W | 113-85 | 9-1 | 5-7 | 14-8 | C. LeVert | 22 | E. Mobley | 8 | D. Garland | 9 | J. Embiid | 19 | 19,432 |
| 12/02/2022 | Magic | H | W | 107-96 | 10-1 | 5-7 | 15-8 | D. Mitchell | 34 | E. Mobley | 13 | D. Garland | 6 | P. Banchemo | 22 | 19,432 |
| 12/04/2022 | at Knicks | R | L | 81-92 | 10-1 | 5-8 | 15-9 | D. Mitchell | 23 | E. Mobley | 10 | D. Mitchell | 5 | J. Brunson | 23 | 19,007 |
| 12/06/2022 | Lakers | H | W | 116-102 | 11-1 | 5-8 | 16-9 | D. Mitchell | 43 | E. Mobley | 12 | D. Garland | 11 | L. James | 21 | 19,432 |
| 12/09/2022 | Kings | H | L | 95-106 | 11-2 | 5-8 | 16-10 | C. LeVert | 22 | J. Allen/L. Stevens | 8 | C. LeVert/D. Garland | 6 | H. Barnes | 20 | 19,432 |
| 12/10/2022 | Thunder | H | W | 110-102 | 12-2 | 5-8 | 17-10 | C. LeVert | 22 | E. Mobley | 12 | D. Garland | 8 | S. Gilgeous-Alexander | 23 | 19,432 |
| 12/12/2022 | at Spurs | R | L | 111-112 | 12-2 | 5-9 | 17-11 | D. Mitchell | 28 | E. Mobley | 13 | D. Garland | 9 | J. Richardson | 24 | 13,434 |
| 12/14/2022 | at Mavericks | R | W | 105-90 | 12-2 | 6-9 | 18-11 | D. Mitchell | 34 | L. Stevens | 11 | E. Mobley/D. Garland | 6 | L. Dončić | 30 | 20,093 |
| 12/16/2022 | Pacers | H | W | 118-112 | 13-2 | 6-9 | 19-11 | D. Mitchell | 41 | E. Mobley | 9 | D. Garland | 10 | B. Mathurin | 22 | 19,432 |
| 12/17/2022 | Mavericks | H | W | 100-99 | 14-2 | 6-9 | 20-11 | D. Mitchell | 25 | J. Allen | 15 | D. Garland | 12 | K. Walker | 32 | 19,432 |
| 12/19/2022 | Jazz | H | W | 122-99 | 15-2 | 6-9 | 21-11 | D. Mitchell | 23 | J. Allen | 11 | D. Garland | 8 | L. Markkanen | 24 | 19,432 |
| 12/21/2022 | Bucks | H | W | 114-106 | 16-2 | 6-9 | 22-11 | D. Mitchell | 36 | K. Love | 9 | D. Mitchell | 6 | G. Antetokounmpo | 45 | 19,432 |
| 12/23/2022 | Raptors | H | L | 107-118 | 16-3 | 6-9 | 22-12 | D. Garland | 17 | E. Mobley | 8 | D. Garland | 8 | P. Siakam/O. Anunoby | 26 | 19,432 |
| 12/26/2022 | Nets | H | L | 117-125 | 16-4 | 6-9 | 22-13 | D. Garland | 46 | J. Allen | 11 | D. Garland | 8 | K. Irving/K. Durant | 32 | 19,432 |
| 12/29/2022 | at Pacers | R | L | 126-135 | 16-4 | 6-10 | 22-14 | D. Mitchell | 28 | J. Allen | 14 | D. Garland | 8 | T. Haliburton | 29 | 17,274 |
| 12/31/2022 | at Bulls | R | W | 103-102 | 16-4 | 7-10 | 23-14 | C. LeVert | 23 | J. Allen | 10 | D. Mitchell | 6 | D. DeRozan | 21 | 21,524 |
| 01/02/2023 | Bulls | H | W | 145-134 | 17-4 | 7-10 | 24-14 | D. Mitchell | 71 | K. Love | 17 | D. Mitchell | 11 | D. DeRozan | 44 | 19,432 |
| 01/04/2023 | Suns | H | W | 90-88 | 18-4 | 7-10 | 25-14 | C. LeVert | 21 | K. Love/E. Mobley/J. Allen | 8 | D. Mitchell | 9 | C. Paul | 25 | 19,432 |
| 01/06/2023 | at Nuggets | R | L | 108-121 | 18-4 | 7-11 | 25-15 | C. LeVert | 22 | E. Mobley/J. Allen | 9 | D. Garland | 8 | N. Jokic | 28 | 19,638 |
| 01/08/2023 | at Suns | R | W | 112-98 | 18-4 | 8-11 | 26-15 | D. Garland/D. Mitchell | 22 | J. Allen | 12 | D. Garland/C. LeVert | 7 | D. Washington Jr. | 25 | 17,071 |
| 01/10/2023 | at Jazz | R | L | 114-116 | 18-4 | 8-12 | 26-16 | D. Mitchell | 46 | K. Love | 9 | D. Garland/D. Mitchell | 6 | J. Clarkson | 32 | 18,206 |
| 01/12/2023 | at Trail Blazers | R | W | 119-113 | 18-4 | 9-12 | 27-16 | D. Mitchell | 26 | J. Allen | 10 | D. Garland | 10 | D. Lillard | 50 | 18,105 |
| 01/14/2023 | at Timberwolves | R | L | 102-110 | 18-4 | 9-13 | 27-17 | E. Mobley/J. Allen | 19 | K. Love/E. Mobley/J. Allen | 8 | D. Mitchell | 6 | A. Edwards | 26 | 17,136 |
| 01/16/2023 | Pelicans | H | W | 113-103 | 19-4 | 9-13 | 28-17 | D. Garland | 30 | J. Allen | 11 | D. Garland | 11 | C. McCollum | 25 | 19,432 |
| 01/18/2023 | at Grizzlies | R | L | 114-115 | 19-4 | 9-14 | 28-18 | D. Garland | 24 | E. Mobley | 15 | D. Garland | 14 | D. Bane | 25 | 16,892 |
| 01/20/2023 | Warriors | H | L | 114-120 | 19-5 | 9-14 | 28-19 | D. Garland | 31 | J. Allen | 8 | D. Garland | 9 | J. Poole | 32 | 19,432 |
| 01/21/2023 | Bucks | H | W | 114-102 | 20-5 | 9-14 | 29-19 | E. Mobley | 38 | E. Mobley | 9 | D. Garland | 10 | J. Holiday | 28 | 19,432 |
| 01/24/2023 | at Knicks | R | L | 103-105 | 20-5 | 9-15 | 29-20 | D. Mitchell/J. Allen | 24 | J. Allen | 12 | D. Mitchell | 8 | J. Randle | 36 | 19,812 |
| 01/26/2023 | at Rockets | R | W | 113-95 | 20-5 | 10-15 | 30-20 | D. Garland | 26 | J. Allen/E. Mobley | 10 | D. Garland | 9 | T. Eason | 18 | 16,327 |
| 01/27/2023 | at Thunder | R | L | 100-112 | 20-5 | 10-16 | 30-21 | D. Garland | 31 | E. Mobley | 11 | D. Garland | 13 | S. Gilgeous-Alexander | 35 | 16,236 |
| 01/29/2023 | Clippers | H | W | 122-99 | 21-5 | 10-16 | 31-21 | C. Osman | 29 | E. Mobley | 9 | D. Garland | 10 | B. Boston Jr. | 24 | 19,432 |
| 01/31/2023 | Heat | H | L | 97-100 | 21-6 | 10-16 | 31-22 | E. Mobley | 19 | J. Allen | 11 | D. Mitchell | 9 | J. Butler | 23 | 19,432 |
| 02/02/2023 | Grizzlies | H | W | 128-113 | 22-6 | 10-16 | 32-22 | D. Garland | 32 | E. Mobley | 14 | D. Garland | 11 | D. Bane | 25 | 19,432 |
| 02/05/2023 | at Pacers | R | W | 122-103 | 22-6 | 11-16 | 33-22 | D. Garland | 24 | J. Allen | 13 | R. Rubio | 9 | M. Turner | 27 | 17,274 |
| 02/06/2023 | at Wizards | R | W | 114-91 | 22-6 | 12-16 | 34-22 | D. Garland/J. Allen | 23 | C. LeVert/J. Allen | 8 | D. Garland/D. Mitchell | 5 | K. Porzingis | 18 | 16,744 |
| 02/08/2023 | Pistons | H | W | 113-85 | 23-6 | 12-16 | 35-22 | J. Allen | 20 | J. Allen | 16 | R. Neto | 8 | B. Bogdanovic | 15 | 19,432 |
| 02/10/2023 | at Pelicans | R | W | 118-107 | 23-6 | 13-16 | 36-22 | D. Mitchell | 30 | E. Mobley | 13 | C. LeVert | 9 | B. Ingram | 25 | 16,398 |
| 02/11/2023 | Bulls | H | W | 97-89 | 24-6 | 13-16 | 37-22 | D. Mitchell | 29 | J. Allen/D. Mitchell | 10 | D. Garland | 7 | Z. LaVine | 23 | 19,432 |
| 02/13/2023 | Spurs | H | W | 117-109 | 25-6 | 13-16 | 38-22 | D. Mitchell | 41 | J. Allen | 11 | D. Garland | 7 | K. Johnson | 25 | 19,432 |
| 02/15/2023 | at 76ers | R | L | 112-118 | 25-6 | 13-17 | 38-23 | D. Mitchell | 33 | E. Mobley | 9 | D. Garland | 6 | J. Embiid | 29 | 21,134 |
| 02/23/2023 | Nuggets | H | L | 109-115 | 25-7 | 13-17 | 38-24 | E. Mobley | 31 | J. Allen | 13 | C. LeVert | 9 | M. Porter Jr. | 25 | 19,432 |
| 02/24/2023 | at Hawks | R | L | 119-136 | 25-7 | 13-18 | 38-25 | D. Garland | 33 | J. Allen | 9 | R. Neto/L. Stevens | 4 | T. Young | 34 | 18,065 |
| 02/26/2023 | Raptors | H | W | 118-93 | 26-7 | 13-18 | 39-25 | D. Mitchell | 35 | J. Allen | 11 | D. Garland | 11 | P. Siakam | 25 | 19,432 |
| 03/01/2023 | at Celtics | -- | -- | -- | -- | -- | -- | -- | -- | -- | -- | -- | -- | -- | -- | -- |
| 03/04/2023 | Pistons | -- | -- | -- | -- | -- | -- | -- | -- | -- | -- | -- | -- | -- | -- | -- |
| 03/06/2023 | Celtics | -- | -- | -- | -- | -- | -- | -- | -- | -- | -- | -- | -- | -- | -- | -- |
| 03/08/2023 | at Heat | -- | -- | -- | -- | -- | -- | -- | -- | -- | -- | -- | -- | -- | -- | -- |
| 03/10/2023 | at Heat | -- | -- | -- | -- | -- | -- | -- | -- | -- | -- | -- | -- | -- | -- | -- |
| 03/12/2023 | at Hornets | -- | -- | -- | -- | -- | -- | -- | -- | -- | -- | -- | -- | -- | -- | -- |
| 03/14/2023 | at Hornets | -- | -- | -- | -- | -- | -- | -- | -- | -- | -- | -- | -- | -- | -- | -- |
| 03/15/2023 | 76ers | -- | -- | -- | -- | -- | -- | -- | -- | -- | -- | -- | -- | -- | -- | -- |
| 03/17/2023 | Wizards | -- | -- | -- | -- | -- | -- | -- | -- | -- | -- | -- | -- | -- | -- | -- |
| 03/21/2023 | at Nets | -- | -- | -- | -- | -- | -- | -- | -- | -- | -- | -- | -- | -- | -- | -- |
| 03/23/2023 | at Nets | -- | -- | -- | -- | -- | -- | -- | -- | -- | -- | -- | -- | -- | -- | -- |
| 03/26/2023 | Rockets | -- | -- | -- | -- | -- | -- | -- | -- | -- | -- | -- | -- | -- | -- | -- |
| 03/28/2023 | at Hawks | -- | -- | -- | -- | -- | -- | -- | -- | -- | -- | -- | -- | -- | -- | -- |
| 03/31/2023 | Knicks | -- | -- | -- | -- | -- | -- | -- | -- | -- | -- | -- | -- | -- | -- | -- |
| 04/02/2023 | Pacers | -- | -- | -- | -- | -- | -- | -- | -- | -- | -- | -- | -- | -- | -- | -- |
| 04/04/2023 | at Magic | -- | -- | -- | -- | -- | -- | -- | -- | -- | -- | -- | -- | -- | -- | -- |
| 04/06/2023 | at Magic | -- | -- | -- | -- | -- | -- | -- | -- | -- | -- | -- | -- | -- | -- | -- |
| 04/09/2023 | Hornets | -- | -- | -- | -- | -- | -- | -- | -- | -- | -- | -- | -- | -- | -- | -- |





2022-23 REGULAR SEASON GAME-BY-GAME STATS

| DATE | GAME | W/L | FG | FGA | PCT | 3FG | 3FGA | PCT | FT | FTA | PCT | OR | DR | REB | AST | PF | ST | TO | BS | PTS |
|--------|-------------------|-----|----|-----|-------|-----|------|-------|----|-----|-------|----|----|-----|-----|----|----|----|----|-----|
| 10/19 | Cavaliers | L | 38 | 77 | 0.494 | 10 | 28 | 0.357 | 19 | 23 | 0.826 | 6 | 32 | 38 | 25 | 21 | 5 | 17 | 5 | 105 |
| 19,800 | at Raptors | | 36 | 86 | 0.419 | 13 | 30 | 0.433 | 23 | 32 | 0.719 | 12 | 29 | 41 | 19 | 23 | 15 | 13 | 4 | 108 |
| 10/22 | Cavaliers | W | 48 | 85 | 0.565 | 16 | 27 | 0.593 | 16 | 18 | 0.889 | 8 | 40 | 48 | 32 | 17 | 4 | 18 | 5 | 128 |
| 21,089 | at Bulls | | 34 | 84 | 0.405 | 7 | 29 | 0.241 | 21 | 25 | 0.840 | 10 | 25 | 35 | 19 | 19 | 12 | 10 | 7 | 96 |
| 10/23 | Cavaliers | W | 41 | 96 | 0.427 | 13 | 33 | 0.394 | 22 | 25 | 0.880 | 16 | 32 | 48 | 19 | 20 | 10 | 13 | 5 | 117 |
| 19,432 | vs. Wizards | | 43 | 87 | 0.494 | 12 | 28 | 0.429 | 9 | 15 | 0.600 | 4 | 31 | 35 | 25 | 24 | 9 | 20 | 4 | 107 |
| 10/26 | Cavaliers | W | 36 | 87 | 0.414 | 10 | 33 | 0.303 | 21 | 30 | 0.700 | 12 | 31 | 43 | 25 | 22 | 6 | 13 | 3 | 103 |
| | vs. Magic | | 35 | 81 | 0.432 | 6 | 24 | 0.250 | 16 | 21 | 0.762 | 10 | 33 | 43 | 19 | 29 | 6 | 17 | 6 | 92 |
| 10/28 | Cavaliers | W | 45 | 87 | 0.517 | 16 | 35 | 0.457 | 26 | 34 | 0.765 | 9 | 33 | 42 | 18 | 28 | 5 | 16 | 2 | 132 |
| 19,156 | at Celtics | | 42 | 82 | 0.512 | 13 | 33 | 0.394 | 26 | 32 | 0.813 | 5 | 29 | 34 | 28 | 27 | 9 | 19 | 2 | 123 |
| 10/30 | Cavaliers | W | 41 | 89 | 0.461 | 23 | 50 | 0.460 | 16 | 19 | 0.842 | 10 | 33 | 43 | 33 | 22 | 3 | 14 | 5 | 121 |
| 19,432 | vs. Knicks | | 45 | 92 | 0.489 | 10 | 27 | 0.370 | 8 | 16 | 0.500 | 12 | 33 | 45 | 26 | 25 | 9 | 14 | 2 | 108 |
| 11/2 | Cavaliers | W | 42 | 100 | 0.420 | 11 | 39 | 0.282 | 19 | 24 | 0.792 | 9 | 42 | 51 | 24 | 23 | 6 | 11 | 4 | 114 |
| 19,432 | vs. Celtics | | 38 | 93 | 0.409 | 11 | 41 | 0.268 | 26 | 27 | 0.963 | 8 | 44 | 52 | 26 | 24 | 5 | 14 | 9 | 113 |
| 11/4 | Cavaliers | W | 44 | 81 | 0.543 | 11 | 26 | 0.423 | 13 | 16 | 0.813 | 10 | 37 | 47 | 30 | 15 | 5 | 19 | 13 | 112 |
| 18,744 | at Pistons | | 31 | 83 | 0.373 | 13 | 37 | 0.351 | 13 | 15 | 0.867 | 9 | 25 | 34 | 16 | 22 | 10 | 19 | 6 | 88 |
| 11/6 | Cavaliers | W | 37 | 84 | 0.440 | 8 | 32 | 0.250 | 32 | 36 | 0.889 | 9 | 39 | 48 | 19 | 20 | 7 | 14 | 6 | 114 |
| 18,997 | at Lakers | | 40 | 87 | 0.460 | 8 | 27 | 0.296 | 12 | 21 | 0.571 | 10 | 33 | 43 | 24 | 26 | 4 | 17 | 4 | 100 |
| 11/7 | Cavaliers | L | 43 | 83 | 0.518 | 16 | 33 | 0.485 | 15 | 21 | 0.714 | 10 | 38 | 48 | 29 | 21 | 6 | 17 | 2 | 117 |
| 16,516 | at Clippers | | 40 | 79 | 0.506 | 17 | 38 | 0.447 | 22 | 28 | 0.786 | 4 | 27 | 31 | 19 | 19 | 8 | 9 | 2 | 119 |
| 11/9 | Cavaliers | L | 46 | 86 | 0.535 | 11 | 26 | 0.423 | 17 | 20 | 0.850 | 12 | 30 | 42 | 24 | 23 | 4 | 18 | 1 | 120 |
| 13,816 | at Kings | | 40 | 76 | 0.526 | 17 | 39 | 0.436 | 30 | 35 | 0.857 | 2 | 22 | 24 | 30 | 20 | 12 | 9 | 4 | 127 |
| 11/11 | Cavaliers | L | 37 | 92 | 0.402 | 8 | 30 | 0.267 | 19 | 26 | 0.731 | 14 | 32 | 46 | 25 | 17 | 6 | 13 | 3 | 101 |
| 18,064 | at Warriors | | 40 | 82 | 0.488 | 15 | 36 | 0.417 | 11 | 14 | 0.786 | 8 | 36 | 44 | 29 | 27 | 5 | 15 | 3 | 106 |
| 11/13 | Cavaliers | L | 40 | 89 | 0.449 | 17 | 34 | 0.500 | 27 | 39 | 0.692 | 16 | 24 | 40 | 22 | 22 | 6 | 10 | 1 | 124 |
| 19,432 | vs. Timberwolves | | 46 | 82 | 0.561 | 12 | 24 | 0.500 | 25 | 34 | 0.735 | 11 | 36 | 47 | 30 | 30 | 5 | 13 | 4 | 129 |
| 11/16 | Cavaliers | L | 36 | 84 | 0.429 | 12 | 28 | 0.429 | 14 | 17 | 0.824 | 6 | 28 | 34 | 22 | 18 | 7 | 8 | 7 | 98 |
| 17,341 | at Bucks | | 41 | 86 | 0.477 | 16 | 39 | 0.410 | 15 | 27 | 0.556 | 13 | 39 | 52 | 26 | 16 | 5 | 14 | 6 | 113 |
| 11/18 | Cavaliers | W | 49 | 92 | 0.533 | 8 | 28 | 0.286 | 26 | 32 | 0.813 | 7 | 43 | 50 | 25 | 25 | 8 | 20 | 8 | 132 |
| 19,432 | vs. Hornets | | 44 | 110 | 0.400 | 14 | 44 | 0.318 | 20 | 24 | 0.833 | 7 | 36 | 53 | 24 | 33 | 11 | 16 | 6 | 122 |
| 11/20 | Cavaliers | W | 44 | 83 | 0.530 | 13 | 37 | 0.351 | 12 | 16 | 0.750 | 13 | 36 | 49 | 31 | 23 | 7 | 20 | 1 | 113 |
| 19,432 | vs. Heat | | 31 | 80 | 0.388 | 6 | 31 | 0.194 | 19 | 22 | 0.864 | 11 | 19 | 30 | 17 | 16 | 6 | 16 | 3 | 87 |
| 11/21 | Cavaliers | W | 42 | 70 | 0.600 | 10 | 19 | 0.526 | 20 | 23 | 0.870 | 3 | 34 | 37 | 24 | 17 | 8 | 20 | 3 | 114 |
| 19,432 | vs. Hawks | | 38 | 87 | 0.437 | 11 | 34 | 0.324 | 15 | 17 | 0.882 | 10 | 25 | 35 | 24 | 21 | 11 | 17 | 3 | 102 |
| 11/23 | Cavaliers | W | 41 | 74 | 0.554 | 12 | 27 | 0.444 | 20 | 23 | 0.870 | 11 | 28 | 39 | 22 | 14 | 4 | 17 | 4 | 114 |
| 19,432 | vs. Trail Blazers | | 35 | 78 | 0.449 | 13 | 31 | 0.419 | 13 | 13 | 1.000 | 11 | 21 | 32 | 28 | 24 | 9 | 17 | 4 | 96 |
| 11/25 | Cavaliers | L | 34 | 87 | 0.391 | 12 | 33 | 0.364 | 22 | 26 | 0.846 | 10 | 31 | 41 | 12 | 17 | 9 | 9 | 2 | 102 |
| 17,447 | at Bucks | | 42 | 83 | 0.506 | 15 | 32 | 0.469 | 18 | 25 | 0.720 | 8 | 35 | 43 | 27 | 22 | 4 | 13 | 9 | 117 |
| 11/27 | Cavaliers | W | 33 | 77 | 0.429 | 8 | 28 | 0.286 | 28 | 33 | 0.848 | 10 | 31 | 41 | 14 | 20 | 3 | 14 | 4 | 102 |
| 18,240 | at Pistons | | 36 | 79 | 0.456 | 8 | 28 | 0.286 | 14 | 26 | 0.538 | 7 | 29 | 36 | 14 | 26 | 9 | 16 | 6 | 94 |
| 11/28 | Cavaliers | L | 34 | 90 | 0.378 | 7 | 38 | 0.184 | 13 | 16 | 0.813 | 13 | 34 | 47 | 21 | 18 | 7 | 10 | 3 | 88 |
| 19,800 | at Raptors | | 37 | 84 | 0.440 | 12 | 28 | 0.429 | 14 | 17 | 0.824 | 7 | 38 | 45 | 23 | 17 | 4 | 12 | 5 | 100 |
| 11/30 | Cavaliers | W | 45 | 74 | 0.608 | 15 | 29 | 0.517 | 8 | 10 | 0.800 | 6 | 34 | 40 | 28 | 13 | 10 | 19 | 3 | 113 |
| 19,432 | vs. 76ers | | 32 | 77 | 0.416 | 6 | 26 | 0.231 | 15 | 18 | 0.833 | 7 | 23 | 30 | 19 | 11 | 7 | 16 | 1 | 85 |
| 12/2 | Cavaliers | W | 41 | 84 | 0.488 | 16 | 42 | 0.381 | 9 | 9 | 1.000 | 5 | 28 | 33 | 22 | 14 | 7 | 13 | 5 | 107 |
| 19,432 | vs. Magic | | 40 | 81 | 0.494 | 8 | 23 | 0.348 | 8 | 12 | 0.667 | 11 | 29 | 40 | 19 | 13 | 6 | 18 | 4 | 96 |
| 12/4 | Cavaliers | L | 29 | 83 | 0.349 | 8 | 35 | 0.229 | 15 | 20 | 0.750 | 8 | 31 | 39 | 17 | 15 | 7 | 19 | 6 | 81 |
| 19,007 | at Knicks | | 35 | 86 | 0.407 | 5 | 29 | 0.172 | 17 | 21 | 0.810 | 14 | 40 | 54 | 17 | 16 | 6 | 21 | 3 | 92 |
| 12/6 | Cavaliers | W | 48 | 93 | 0.516 | 7 | 27 | 0.259 | 13 | 17 | 0.765 | 9 | 35 | 44 | 25 | 20 | 11 | 8 | 3 | 116 |
| 19,432 | vs. Lakers | | 38 | 89 | 0.427 | 6 | 36 | 0.167 | 20 | 24 | 0.833 | 14 | 29 | 43 | 16 | 13 | 4 | 16 | 6 | 102 |
| 12/9 | Cavaliers | L | 34 | 79 | 0.430 | 10 | 30 | 0.333 | 17 | 22 | 0.773 | 8 | 28 | 36 | 20 | 23 | 7 | 20 | 4 | 95 |
| 19,432 | vs. Kings | | 35 | 66 | 0.530 | 16 | 33 | 0.485 | 20 | 32 | 0.625 | 5 | 33 | 38 | 21 | 22 | 11 | 19 | 5 | 106 |
| 12/10 | Cavaliers | W | 40 | 85 | 0.471 | 12 | 32 | 0.375 | 18 | 26 | 0.692 | 12 | 36 | 48 | 25 | 14 | 6 | 13 | 4 | 110 |
| 19,432 | vs. Thunder | | 38 | 83 | 0.458 | 10 | 29 | 0.345 | 16 | 20 | 0.800 | 7 | 33 | 40 | 25 | 26 | 8 | 11 | 6 | 102 |
| 12/12 | Cavaliers | L | 45 | 92 | 0.489 | 5 | 23 | 0.217 | 16 | 17 | 0.941 | 15 | 29 | 44 | 21 | 13 | 7 | 15 | 7 | 111 |
| 13,434 | at Spurs | | 46 | 97 | 0.474 | 9 | 27 | 0.333 | 11 | 16 | 0.688 | 19 | 27 | 46 | 25 | 19 | 6 | 13 | 2 | 112 |
| 12/14 | Cavaliers | W | 41 | 78 | 0.526 | 8 | 24 | 0.333 | 15 | 19 | 0.789 | 5 | 38 | 43 | 26 | 20 | 5 | 9 | 2 | 105 |
| 20,093 | at Mavericks | | 29 | 74 | 0.392 | 13 | 38 | 0.342 | 19 | 26 | 0.731 | 6 | 27 | 33 | 17 | 15 | 2 | 13 | 3 | 90 |
| 12/16 | Cavaliers | W | 38 | 76 | 0.500 | 14 | 31 | 0.452 | 28 | 32 | 0.875 | 6 | 28 | 34 | 23 | 15 | 6 | 10 | 2 | 118 |
| 19,432 | vs. Pacers | | 42 | 80 | 0.525 | 11 | 36 | 0.306 | 17 | 19 | 0.895 | 5 | 28 | 33 | 34 | 22 | 6 | 10 | 4 | 112 |
| 12/17 | Cavaliers | W | 40 | 94 | 0.426 | 7 | 36 | 0.194 | 13 | 22 | 0.591 | 9 | 42 | 51 | 23 | 24 | 6 | 13 | 5 | 100 |
| 19,432 | vs. Mavericks | | 36 | 88 | 0.409 | 15 | 49 | 0.306 | 12 | 19 | 0.632 | 5 | 40 | 45 | 19 | 20 | 5 | 12 | 6 | 99 |
| 12/19 | Cavaliers | W | 43 | 70 | 0.614 | 15 | 26 | 0.577 | 21 | 26 | 0.808 | 4 | 41 | 45 | 24 | 20 | 5 | 23 | 4 | 122 |
| 19,432 | vs. Jazz | | 36 | 93 | 0.387 | 10 | 34 | 0.294 | 17 | 23 | 0.739 | 15 | 20 | 35 | 19 | 22 | 9 | 14 | 2 | 99 |
| 12/21 | Cavaliers | W | 41 | 85 | 0.482 | 10 | 32 | 0.313 | 22 | 28 | 0.786 | 9 | 28 | 37 | 22 | 21 | 8 | 10 | 3 | 114 |
| 19,432 | vs. Bucks | | 39 | 83 | 0.470 | 13 | 30 | 0.433 | 15 | 22 | 0.682 | 13 | 33 | 46 | 20 | 23 | 7 | 21 | 5 | 106 |
| 12/23 | Cavaliers | L | 39 | 76 | 0.513 | 11 | 33 | 0.333 | 18 | 30 | 0.600 | 6 | 29 | 35 | 27 | 17 | 9 | 15 | 4 | 107 |
| 19,432 | vs. Raptors | | 42 | 84 | 0.500 | 19 | 37 | 0.514 | 15 | 18 | 0.833 | 11 | 34 | 45 | 25 | 20 | 10 | 19 | 2 | 118 |
| 12/26 | Cavaliers | L | 39 | 82 | 0.476 | 13 | 36 | 0.361 | 26 | 30 | 0.867 | 10 | 23 | 33 | 21 | 14 | 8 | 12 | 3 | 117 |
| 19,432 | vs. Nets | | 47 | 82 | 0.573 | 18 | 30 | 0.600 | 13 | 17 | 0.765 | 7 | 31 | 38 | 27 | 25 | 7 | 17 | 4 | 125 |
| 12/29 | Cavaliers | L | 50 | 96 | 0.521 | 12 | 28 | 0.429 | 14 | 20 | 0.700 | 17 | 27 | 44 | 29 | 17 | 7 | 11 | 4 | 126 |
| 17,274 | at Pacers | | 48 | 85 | 0.565 | 19 | 31 | 0.613 | 20 | 21 | 0.952 | 4 | 28 | 32 | 28 | 18 | 6 | 9 | 8 | 135 |
| 12/31 | Cavaliers | W | 39 | 85 | 0.459 | 13 | 38 | 0.342 | 12 | 19 | 0.632 | 15 | 35 | 50 | 20 | 18 | 9 | 21 | 5 | 103 |
| 21,524 | at Bulls | | 39 | 81 | 0.481 | 7 | 21 | 0.333 | 17 | 24 | 0.708 | 9 | 31 | 40 | 14 | 15 | 15 | 15 | 6 | 102 |
| 1/2 | Cavaliers | W | 48 | 92 | 0.522 | 16 | 46 | 0.348 | 33 | 45 | 0.733 | | | | | | | | | |



| DATE | GAME | W/L | FG | FGA | PCT | 3FG | 3FGA | PCT | FT | FTA | PCT | OR | DR | REB | AST | PF | ST | TO | BS | PTS |
|--------|------------------|-----|-------|-------|-------|-----|-------|-------|-------|-------|-------|-----|-------|-------|-------|-------|-----|-----|-----|-------|
| 1/12 | Cavaliers | W | 44 | 89 | 0.494 | 7 | 22 | 0.318 | 24 | 31 | 0.774 | 12 | 32 | 44 | 28 | 19 | 6 | 11 | 1 | 119 |
| 18,105 | at Trail Blazers | | 40 | 78 | 0.513 | 11 | 33 | 0.333 | 22 | 29 | 0.759 | 5 | 31 | 36 | 17 | 27 | 6 | 17 | 4 | 113 |
| 1/14 | Cavaliers | L | 37 | 76 | 0.487 | 8 | 28 | 0.286 | 20 | 23 | 0.870 | 8 | 32 | 40 | 24 | 17 | 5 | 18 | 2 | 102 |
| 17,136 | at Timberwolves | | 45 | 80 | 0.563 | 9 | 28 | 0.321 | 11 | 15 | 0.733 | 4 | 27 | 31 | 22 | 21 | 10 | 15 | 5 | 110 |
| 1/16 | Cavaliers | W | 39 | 80 | 0.488 | 9 | 28 | 0.321 | 26 | 33 | 0.788 | 13 | 30 | 43 | 22 | 19 | 5 | 15 | 4 | 113 |
| 19,432 | vs. Pelicans | | 38 | 75 | 0.507 | 10 | 27 | 0.370 | 17 | 22 | 0.773 | 3 | 25 | 28 | 26 | 23 | 9 | 17 | 1 | 103 |
| 1/18 | Cavaliers | L | 42 | 82 | 0.512 | 16 | 35 | 0.457 | 14 | 21 | 0.667 | 11 | 36 | 47 | 29 | 17 | 4 | 19 | 7 | 114 |
| 16,892 | at Grizzlies | | 44 | 97 | 0.454 | 11 | 34 | 0.324 | 16 | 22 | 0.727 | 15 | 27 | 42 | 22 | 19 | 10 | 8 | 7 | 115 |
| 1/20 | Cavaliers | L | 42 | 84 | 0.500 | 14 | 33 | 0.424 | 16 | 19 | 0.842 | 10 | 25 | 35 | 24 | 15 | 7 | 15 | 8 | 114 |
| 19,432 | vs. Warriors | | 42 | 86 | 0.488 | 23 | 43 | 0.535 | 13 | 19 | 0.684 | 14 | 31 | 45 | 25 | 19 | 9 | 18 | 4 | 120 |
| 1/21 | Cavaliers | W | 48 | 86 | 0.558 | 7 | 22 | 0.318 | 11 | 17 | 0.647 | 9 | 32 | 41 | 33 | 13 | 9 | 9 | 3 | 114 |
| 19,432 | vs. Bucks | | 39 | 86 | 0.453 | 14 | 39 | 0.359 | 10 | 11 | 0.909 | 7 | 29 | 36 | 24 | 17 | 3 | 16 | 6 | 102 |
| 1/24 | Cavaliers | L | 40 | 87 | 0.460 | 12 | 33 | 0.364 | 11 | 16 | 0.688 | 10 | 31 | 41 | 29 | 19 | 8 | 12 | 4 | 103 |
| 19,812 | at Knicks | | 37 | 75 | 0.493 | 17 | 33 | 0.515 | 14 | 21 | 0.667 | 9 | 33 | 42 | 25 | 18 | 4 | 17 | 3 | 105 |
| 1/26 | Cavaliers | W | 40 | 87 | 0.460 | 15 | 36 | 0.417 | 18 | 22 | 0.818 | 11 | 25 | 36 | 29 | 16 | 12 | 10 | 4 | 113 |
| 16,327 | at Rockets | | 39 | 76 | 0.513 | 5 | 21 | 0.238 | 12 | 20 | 0.600 | 10 | 36 | 46 | 24 | 20 | 5 | 22 | 6 | 95 |
| 1/27 | Cavaliers | L | 39 | 88 | 0.443 | 8 | 29 | 0.276 | 14 | 18 | 0.778 | 11 | 26 | 37 | 27 | 21 | 9 | 10 | 5 | 100 |
| 16,236 | at Thunder | | 40 | 76 | 0.526 | 10 | 18 | 0.556 | 22 | 25 | 0.880 | 10 | 36 | 46 | 19 | 17 | 5 | 15 | 2 | 112 |
| 1/29 | Cavaliers | W | 44 | 78 | 0.564 | 20 | 33 | 0.606 | 14 | 19 | 0.737 | 4 | 31 | 35 | 35 | 23 | 9 | 13 | 7 | 122 |
| 19,432 | vs. Clippers | | 37 | 89 | 0.416 | 2 | 19 | 0.105 | 23 | 27 | 0.852 | 15 | 30 | 45 | 17 | 19 | 6 | 15 | 0 | 99 |
| 1/31 | Cavaliers | L | 40 | 83 | 0.482 | 11 | 40 | 0.275 | 6 | 12 | 0.500 | 5 | 34 | 39 | 32 | 20 | 9 | 13 | 6 | 97 |
| 19,432 | vs. Heat | | 34 | 78 | 0.436 | 14 | 31 | 0.452 | 18 | 25 | 0.720 | 9 | 36 | 45 | 21 | 17 | 7 | 15 | 3 | 100 |
| 2/2 | Cavaliers | W | 49 | 91 | 0.538 | 14 | 29 | 0.483 | 16 | 22 | 0.727 | 9 | 32 | 41 | 33 | 17 | 12 | 16 | 7 | 128 |
| 19,432 | vs. Grizzlies | | 41 | 87 | 0.471 | 10 | 23 | 0.435 | 21 | 22 | 0.955 | 11 | 33 | 44 | 22 | 23 | 8 | 18 | 5 | 113 |
| 2/5 | Cavaliers | W | 46 | 88 | 0.523 | 15 | 37 | 0.405 | 15 | 16 | 0.938 | 8 | 38 | 46 | 33 | 20 | 7 | 13 | 5 | 122 |
| 17,274 | at Pacers | | 40 | 92 | 0.435 | 8 | 32 | 0.250 | 15 | 22 | 0.682 | 12 | 30 | 42 | 28 | 20 | 3 | 13 | 6 | 103 |
| 2/6 | Cavaliers | W | 44 | 78 | 0.564 | 12 | 29 | 0.414 | 14 | 20 | 0.700 | 7 | 36 | 43 | 26 | 15 | 9 | 17 | 6 | 114 |
| 16,744 | at Wizards | | 35 | 82 | 0.427 | 6 | 28 | 0.214 | 15 | 19 | 0.789 | 7 | 30 | 37 | 20 | 18 | 8 | 14 | 5 | 91 |
| 2/8 | Cavaliers | W | 43 | 87 | 0.494 | 6 | 26 | 0.231 | 21 | 25 | 0.840 | 13 | 37 | 50 | 30 | 16 | 8 | 13 | 4 | 113 |
| 19,432 | vs. Pistons | | 30 | 81 | 0.370 | 8 | 32 | 0.250 | 17 | 18 | 0.944 | 9 | 23 | 32 | 19 | 21 | 8 | 14 | 6 | 85 |
| 2/10 | Cavaliers | W | 48 | 85 | 0.565 | 10 | 28 | 0.357 | 12 | 15 | 0.800 | 12 | 29 | 41 | 28 | 22 | 9 | 14 | 5 | 118 |
| 16,398 | at Pelicans | | 39 | 82 | 0.476 | 9 | 24 | 0.375 | 20 | 25 | 0.800 | 11 | 23 | 34 | 25 | 18 | 8 | 14 | 3 | 107 |
| 2/11 | Cavaliers | W | 36 | 86 | 0.419 | 9 | 35 | 0.257 | 16 | 19 | 0.842 | 10 | 29 | 39 | 26 | 15 | 9 | 13 | 4 | 97 |
| 19,432 | vs. Bulls | | 36 | 74 | 0.486 | 5 | 21 | 0.238 | 12 | 15 | 0.800 | 6 | 38 | 44 | 27 | 22 | 7 | 23 | 3 | 89 |
| 2/13 | Cavaliers | W | 44 | 78 | 0.564 | 9 | 28 | 0.321 | 20 | 25 | 0.800 | 11 | 25 | 36 | 21 | 16 | 8 | 14 | 6 | 117 |
| 19,432 | vs. Spurs | | 43 | 85 | 0.506 | 8 | 21 | 0.381 | 15 | 20 | 0.750 | 11 | 24 | 35 | 27 | 21 | 10 | 18 | 1 | 109 |
| 2/15 | Cavaliers | L | 41 | 82 | 0.500 | 10 | 30 | 0.333 | 20 | 25 | 0.800 | 10 | 25 | 35 | 23 | 17 | 7 | 8 | 5 | 112 |
| 21,134 | at 76ers | | 39 | 78 | 0.500 | 13 | 27 | 0.481 | 27 | 29 | 0.931 | 8 | 30 | 38 | 24 | 22 | 7 | 12 | 4 | 118 |
| 2/23 | Cavaliers | L | 43 | 90 | 0.478 | 6 | 26 | 0.231 | 17 | 20 | 0.850 | 13 | 28 | 41 | 24 | 21 | 10 | 11 | 2 | 109 |
| 19,432 | vs. Nuggets | | 39 | 84 | 0.464 | 17 | 36 | 0.472 | 20 | 23 | 0.870 | 18 | 29 | 47 | 30 | 20 | 7 | 16 | 4 | 115 |
| 2/24 | Cavaliers | L | 40 | 88 | 0.455 | 13 | 35 | 0.371 | 26 | 29 | 0.897 | 10 | 25 | 35 | 20 | 23 | 9 | 11 | 6 | 119 |
| 18,065 | at Hawks | | 50 | 85 | 0.588 | 15 | 28 | 0.536 | 21 | 23 | 0.913 | 5 | 37 | 42 | 28 | 21 | 7 | 14 | 8 | 136 |
| 2/26 | Cavaliers | W | 44 | 84 | 0.524 | 18 | 36 | 0.500 | 12 | 14 | 0.857 | 8 | 37 | 45 | 31 | 17 | 7 | 14 | 5 | 118 |
| 19,432 | vs. Raptors | | 36 | 93 | 0.387 | 9 | 25 | 0.360 | 12 | 15 | 0.800 | 13 | 30 | 43 | 19 | 16 | 4 | 14 | 4 | 93 |
| 3/1 | Cavaliers | -- | -- | -- | -- | -- | -- | -- | -- | -- | -- | -- | -- | -- | -- | -- | -- | -- | -- | -- |
| | at Celtics | -- | -- | -- | -- | -- | -- | -- | -- | -- | -- | -- | -- | -- | -- | -- | -- | -- | -- | -- |
| 3/4 | Cavaliers | -- | -- | -- | -- | -- | -- | -- | -- | -- | -- | -- | -- | -- | -- | -- | -- | -- | -- | -- |
| | vs. Pistons | -- | -- | -- | -- | -- | -- | -- | -- | -- | -- | -- | -- | -- | -- | -- | -- | -- | -- | -- |
| 3/6 | Cavaliers | -- | -- | -- | -- | -- | -- | -- | -- | -- | -- | -- | -- | -- | -- | -- | -- | -- | -- | -- |
| | vs. Celtics | -- | -- | -- | -- | -- | -- | -- | -- | -- | -- | -- | -- | -- | -- | -- | -- | -- | -- | -- |
| 3/8 | Cavaliers | -- | -- | -- | -- | -- | -- | -- | -- | -- | -- | -- | -- | -- | -- | -- | -- | -- | -- | -- |
| | at Heat | -- | -- | -- | -- | -- | -- | -- | -- | -- | -- | -- | -- | -- | -- | -- | -- | -- | -- | -- |
| 3/10 | Cavaliers | -- | -- | -- | -- | -- | -- | -- | -- | -- | -- | -- | -- | -- | -- | -- | -- | -- | -- | -- |
| | at Heat | -- | -- | -- | -- | -- | -- | -- | -- | -- | -- | -- | -- | -- | -- | -- | -- | -- | -- | -- |
| 3/12 | Cavaliers | -- | -- | -- | -- | -- | -- | -- | -- | -- | -- | -- | -- | -- | -- | -- | -- | -- | -- | -- |
| | at Hornets | -- | -- | -- | -- | -- | -- | -- | -- | -- | -- | -- | -- | -- | -- | -- | -- | -- | -- | -- |
| 3/14 | Cavaliers | -- | -- | -- | -- | -- | -- | -- | -- | -- | -- | -- | -- | -- | -- | -- | -- | -- | -- | -- |
| | at Hornets | -- | -- | -- | -- | -- | -- | -- | -- | -- | -- | -- | -- | -- | -- | -- | -- | -- | -- | -- |
| 3/15 | Cavaliers | -- | -- | -- | -- | -- | -- | -- | -- | -- | -- | -- | -- | -- | -- | -- | -- | -- | -- | -- |
| | vs. 76ers | -- | -- | -- | -- | -- | -- | -- | -- | -- | -- | -- | -- | -- | -- | -- | -- | -- | -- | -- |
| 3/17 | Cavaliers | -- | -- | -- | -- | -- | -- | -- | -- | -- | -- | -- | -- | -- | -- | -- | -- | -- | -- | -- |
| | vs. Wizards | -- | -- | -- | -- | -- | -- | -- | -- | -- | -- | -- | -- | -- | -- | -- | -- | -- | -- | -- |
| 3/21 | Cavaliers | -- | -- | -- | -- | -- | -- | -- | -- | -- | -- | -- | -- | -- | -- | -- | -- | -- | -- | -- |
| | at Nets | -- | -- | -- | -- | -- | -- | -- | -- | -- | -- | -- | -- | -- | -- | -- | -- | -- | -- | -- |
| 3/23 | Cavaliers | -- | -- | -- | -- | -- | -- | -- | -- | -- | -- | -- | -- | -- | -- | -- | -- | -- | -- | -- |
| | at Nets | -- | -- | -- | -- | -- | -- | -- | -- | -- | -- | -- | -- | -- | -- | -- | -- | -- | -- | -- |
| 3/26 | Cavaliers | -- | -- | -- | -- | -- | -- | -- | -- | -- | -- | -- | -- | -- | -- | -- | -- | -- | -- | -- |
| | vs. Rockets | -- | -- | -- | -- | -- | -- | -- | -- | -- | -- | -- | -- | -- | -- | -- | -- | -- | -- | -- |
| 3/28 | Cavaliers | -- | -- | -- | -- | -- | -- | -- | -- | -- | -- | -- | -- | -- | -- | -- | -- | -- | -- | -- |
| | at Hawks | -- | -- | -- | -- | -- | -- | -- | -- | -- | -- | -- | -- | -- | -- | -- | -- | -- | -- | -- |
| 3/31 | Cavaliers | -- | -- | -- | -- | -- | -- | -- | -- | -- | -- | -- | -- | -- | -- | -- | -- | -- | -- | -- |
| | vs. Knicks | -- | -- | -- | -- | -- | -- | -- | -- | -- | -- | -- | -- | -- | -- | -- | -- | -- | -- | -- |
| 4/2 | Cavaliers | -- | -- | -- | -- | -- | -- | -- | -- | -- | -- | -- | -- | -- | -- | -- | -- | -- | -- | -- |
| | vs. Pacers | -- | -- | -- | -- | -- | -- | -- | -- | -- | -- | -- | -- | -- | -- | -- | -- | -- | -- | -- |
| 4/4 | Cavaliers | -- | -- | -- | -- | -- | -- | -- | -- | -- | -- | -- | -- | -- | -- | -- | -- | -- | -- | -- |
| | at Magic | -- | -- | -- | -- | -- | -- | -- | -- | -- | -- | -- | -- | -- | -- | -- | -- | -- | -- | -- |
| 4/6 | Cavaliers | -- | -- | -- | -- | -- | -- | -- | -- | -- | -- | -- | -- | -- | -- | -- | -- | -- | -- | -- |
| | at Magic | -- | -- | -- | -- | -- | -- | -- | -- | -- | -- | -- | -- | -- | -- | -- | -- | -- | -- | -- |
| 4/9 | Cavaliers | -- | -- | -- | -- | -- | -- | -- | -- | -- | -- | -- | -- | -- | -- | -- | -- | -- | -- | -- |
| | vs. Hornets | -- | -- | -- | -- | -- | -- | -- | -- | -- | -- | -- | -- | -- | -- | -- | -- | -- | -- | -- |
| | TOTALS | 64 | 2,641 | 5,407 | 0.488 | 735 | 2,018 | 0.364 | 1,146 | 1,466 | 0.782 | 621 | 2,056 | 2,677 | 1,595 | 1,198 | 454 | 882 | 281 | 7,163 |
| | OPPONENTS | 64 | 2,496 | 5,357 | 0.466 | 729 | 1,970 | 0.370 | 1,097 | 1,408 | 0.779 | 601 | 1,981 | 2,582 | 1,466 | 1,335 | 465 | 967 | 270 | 6,818 |





| DATE | OPPONENT | FORWARD | FORWARD | CENTER | GUARD | GUARD | SCORE | W/L |
|------------|-------------------|----------------------|--------------------|--------------------|----------------------|----------------------|---------|-----|
| 10/19/2022 | @ Toronto | #45 Donovan Mitchell | #4 Evan Mobley | #31 Jarrett Allen | #10 Darius Garland | #3 Caris LeVert | 108-105 | L |
| 10/22/2022 | @ Chicago | #3 Caris LeVert | #4 Evan Mobley | #31 Jarrett Allen | #45 Donovan Mitchell | #35 Isaac Okoro | 128-96 | W |
| 10/23/2022 | vs. Washington | #3 Caris LeVert | #4 Evan Mobley | #31 Jarrett Allen | #45 Donovan Mitchell | #35 Isaac Okoro | 117-107 | W |
| 10/26/2022 | vs. Orlando | #32 Dean Wade | #4 Evan Mobley | #31 Jarrett Allen | #45 Donovan Mitchell | #3 Caris LeVert | 103-92 | W |
| 10/28/2022 | @ Boston | #32 Dean Wade | #4 Evan Mobley | #31 Jarrett Allen | #45 Donovan Mitchell | #3 Caris LeVert | 132-123 | W |
| 10/30/2022 | vs. New York | #32 Dean Wade | #4 Evan Mobley | #31 Jarrett Allen | #45 Donovan Mitchell | #3 Caris LeVert | 121-108 | W |
| 11/02/2022 | vs. Boston | #3 Caris LeVert | #4 Evan Mobley | #31 Jarrett Allen | #10 Darius Garland | #45 Donovan Mitchell | 114-113 | W |
| 11/04/2022 | @ Detroit | #32 Dean Wade | #4 Evan Mobley | #31 Jarrett Allen | #35 Isaac Okoro | #3 Caris LeVert | 112-88 | W |
| 11/06/2022 | @ LA Lakers | #3 Caris LeVert | #4 Evan Mobley | #31 Jarrett Allen | #10 Darius Garland | #45 Donovan Mitchell | 114-100 | W |
| 11/07/2022 | @ LA Clippers | #3 Caris LeVert | #4 Evan Mobley | #31 Jarrett Allen | #10 Darius Garland | #45 Donovan Mitchell | 119-117 | L |
| 11/09/2022 | @ Sacramento | #3 Caris LeVert | #4 Evan Mobley | #31 Jarrett Allen | #10 Darius Garland | #45 Donovan Mitchell | 127-120 | L |
| 11/11/2022 | @ Golden State | #3 Caris LeVert | #4 Evan Mobley | #31 Jarrett Allen | #10 Darius Garland | #45 Donovan Mitchell | 106-101 | L |
| 11/13/2022 | vs. Minnesota | #8 Lamar Stevens | #0 Kevin Love | #4 Evan Mobley | #10 Darius Garland | #3 Caris LeVert | 129-124 | L |
| 11/16/2022 | @ Milwaukee | #3 Caris LeVert | #8 Lamar Stevens | #4 Evan Mobley | #10 Darius Garland | #45 Donovan Mitchell | 113-98 | L |
| 11/18/2022 | vs. Charlotte | #8 Lamar Stevens | #4 Evan Mobley | #31 Jarrett Allen | #10 Darius Garland | #45 Donovan Mitchell | 132-122 | W |
| 11/20/2022 | vs. Miami | #8 Lamar Stevens | #4 Evan Mobley | #31 Jarrett Allen | #10 Darius Garland | #45 Donovan Mitchell | 113-87 | W |
| 11/21/2022 | vs. Atlanta | #8 Lamar Stevens | #4 Evan Mobley | #31 Jarrett Allen | #10 Darius Garland | #45 Donovan Mitchell | 114-102 | W |
| 11/23/2022 | vs. Portland | #8 Lamar Stevens | #4 Evan Mobley | #31 Jarrett Allen | #10 Darius Garland | #45 Donovan Mitchell | 114-96 | W |
| 11/25/2022 | @ Milwaukee | #32 Dean Wade | #4 Evan Mobley | #31 Jarrett Allen | #10 Darius Garland | #45 Donovan Mitchell | 117-102 | L |
| 11/27/2022 | @ Detroit | #32 Dean Wade | #4 Evan Mobley | #33 Robin Lopez | #45 Donovan Mitchell | #10 Darius Garland | 102-94 | W |
| 11/28/2022 | @ Toronto | #35 Isaac Okoro | #32 Dean Wade | #4 Evan Mobley | #10 Darius Garland | #45 Donovan Mitchell | 100-88 | L |
| 11/30/2022 | vs. Philadelphia | #32 Dean Wade | #21 Mamadi Diakite | #4 Evan Mobley | #10 Darius Garland | #45 Donovan Mitchell | 113-85 | W |
| 12/02/2022 | vs. Orlando | #8 Lamar Stevens | #32 Dean Wade | #4 Evan Mobley | #10 Darius Garland | #45 Donovan Mitchell | 107-96 | W |
| 12/04/2022 | @ New York | #21 Mamadi Diakite | #8 Lamar Stevens | #4 Evan Mobley | #45 Donovan Mitchell | #10 Darius Garland | 92-81 | L |
| 12/06/2022 | vs. LA Lakers | #8 Lamar Stevens | #4 Evan Mobley | #31 Jarrett Allen | #10 Darius Garland | #45 Donovan Mitchell | 116-102 | W |
| 12/09/2022 | vs. Sacramento | #8 Lamar Stevens | #4 Evan Mobley | #31 Jarrett Allen | #10 Darius Garland | #3 Caris LeVert | 106-95 | L |
| 12/10/2022 | vs. Oklahoma City | #8 Lamar Stevens | #4 Evan Mobley | #31 Jarrett Allen | #10 Darius Garland | #3 Caris LeVert | 110-102 | W |
| 12/12/2022 | @ San Antonio | #8 Lamar Stevens | #4 Evan Mobley | #31 Jarrett Allen | #10 Darius Garland | #45 Donovan Mitchell | 112-111 | L |
| 12/14/2022 | @ Dallas | #8 Lamar Stevens | #4 Evan Mobley | #31 Jarrett Allen | #10 Darius Garland | #45 Donovan Mitchell | 105-90 | W |
| 12/16/2022 | vs. Indiana | #8 Lamar Stevens | #4 Evan Mobley | #31 Jarrett Allen | #10 Darius Garland | #45 Donovan Mitchell | 118-112 | W |
| 12/17/2022 | vs. Dallas | #35 Isaac Okoro | #4 Evan Mobley | #31 Jarrett Allen | #10 Darius Garland | #45 Donovan Mitchell | 100-99 | W |
| 12/19/2022 | vs. Utah | #35 Isaac Okoro | #4 Evan Mobley | #31 Jarrett Allen | #10 Darius Garland | #45 Donovan Mitchell | 122-99 | W |
| 12/21/2022 | @ Milwaukee | #35 Isaac Okoro | #31 Jarrett Allen | #10 Darius Garland | #45 Donovan Mitchell | #10 Darius Garland | 114-106 | W |
| 12/23/2022 | vs. Toronto | #35 Isaac Okoro | #4 Evan Mobley | #31 Jarrett Allen | #10 Darius Garland | #45 Donovan Mitchell | 118-107 | L |
| 12/26/2022 | vs. Brooklyn | #8 Lamar Stevens | #4 Evan Mobley | #31 Jarrett Allen | #10 Darius Garland | #45 Donovan Mitchell | 125-117 | L |
| 12/29/2022 | @ Indiana | #8 Lamar Stevens | #4 Evan Mobley | #31 Jarrett Allen | #10 Darius Garland | #45 Donovan Mitchell | 135-126 | L |
| 12/31/2022 | @ Chicago | #8 Lamar Stevens | #0 Kevin Love | #31 Jarrett Allen | #3 Caris LeVert | #45 Donovan Mitchell | 103-102 | W |
| 01/02/2023 | vs. Chicago | #8 Lamar Stevens | #0 Kevin Love | #31 Jarrett Allen | #45 Donovan Mitchell | #3 Caris LeVert | 145-134 | W |
| 01/04/2023 | vs. Phoenix | #35 Isaac Okoro | #4 Evan Mobley | #31 Jarrett Allen | #45 Donovan Mitchell | #3 Caris LeVert | 90-88 | W |
| 01/06/2023 | @ Denver | #35 Isaac Okoro | #4 Evan Mobley | #31 Jarrett Allen | #10 Darius Garland | #3 Caris LeVert | 121-108 | L |
| 01/08/2023 | @ Phoenix | #35 Isaac Okoro | #4 Evan Mobley | #31 Jarrett Allen | #10 Darius Garland | #45 Donovan Mitchell | 112-98 | W |
| 01/10/2023 | @ Utah | #35 Isaac Okoro | #4 Evan Mobley | #31 Jarrett Allen | #10 Darius Garland | #45 Donovan Mitchell | 116-114 | L |
| 01/12/2023 | @ Portland | #35 Isaac Okoro | #4 Evan Mobley | #31 Jarrett Allen | #10 Darius Garland | #45 Donovan Mitchell | 119-113 | W |
| 01/14/2023 | @ Minnesota | #35 Isaac Okoro | #4 Evan Mobley | #31 Jarrett Allen | #10 Darius Garland | #45 Donovan Mitchell | 110-102 | L |
| 01/16/2023 | vs. New Orleans | #35 Isaac Okoro | #4 Evan Mobley | #31 Jarrett Allen | #10 Darius Garland | #45 Donovan Mitchell | 113-103 | W |
| 01/18/2023 | @ Memphis | #35 Isaac Okoro | #4 Evan Mobley | #31 Jarrett Allen | #10 Darius Garland | #3 Caris LeVert | 115-114 | L |
| 01/20/2023 | vs. Golden State | #35 Isaac Okoro | #4 Evan Mobley | #31 Jarrett Allen | #10 Darius Garland | #3 Caris LeVert | 120-114 | L |
| 01/21/2023 | vs. Milwaukee | #35 Isaac Okoro | #4 Evan Mobley | #31 Jarrett Allen | #10 Darius Garland | #3 Caris LeVert | 114-102 | W |
| 01/24/2023 | @ New York | #4 Evan Mobley | #35 Isaac Okoro | #31 Jarrett Allen | #45 Donovan Mitchell | #10 Darius Garland | 105-103 | L |
| 01/26/2023 | @ Houston | #4 Evan Mobley | #35 Isaac Okoro | #31 Jarrett Allen | #10 Darius Garland | #3 Caris LeVert | 113-95 | W |
| 01/27/2023 | @ Oklahoma City | #35 Isaac Okoro | #4 Evan Mobley | #31 Jarrett Allen | #10 Darius Garland | #3 Caris LeVert | 112-100 | L |
| 01/29/2023 | vs. LA Clippers | #35 Isaac Okoro | #4 Evan Mobley | #31 Jarrett Allen | #10 Darius Garland | #45 Donovan Mitchell | 122-99 | W |
| 01/31/2023 | vs. Miami | #35 Isaac Okoro | #31 Jarrett Allen | #10 Darius Garland | #45 Donovan Mitchell | #45 Donovan Mitchell | 100-97 | L |
| 02/02/2023 | vs. Memphis | #35 Isaac Okoro | #4 Evan Mobley | #31 Jarrett Allen | #10 Darius Garland | #45 Donovan Mitchell | 128-113 | W |
| 02/05/2023 | @ Indiana | #35 Isaac Okoro | #4 Evan Mobley | #31 Jarrett Allen | #10 Darius Garland | #45 Donovan Mitchell | 122-103 | W |
| 02/06/2023 | @ Washington | #35 Isaac Okoro | #4 Evan Mobley | #31 Jarrett Allen | #10 Darius Garland | #45 Donovan Mitchell | 114-91 | W |
| 02/08/2023 | vs. Detroit | #35 Isaac Okoro | #4 Evan Mobley | #31 Jarrett Allen | #19 Raul Neto | #3 Caris LeVert | 113-85 | W |
| 02/10/2023 | @ New Orleans | #35 Isaac Okoro | #4 Evan Mobley | #31 Jarrett Allen | #10 Darius Garland | #45 Donovan Mitchell | 118-107 | W |
| 02/11/2023 | vs. Chicago | #35 Isaac Okoro | #4 Evan Mobley | #31 Jarrett Allen | #10 Darius Garland | #45 Donovan Mitchell | 97-89 | W |
| 02/13/2023 | vs. San Antonio | #35 Isaac Okoro | #4 Evan Mobley | #31 Jarrett Allen | #10 Darius Garland | #45 Donovan Mitchell | 117-109 | W |
| 02/15/2023 | @ Philadelphia | #35 Isaac Okoro | #4 Evan Mobley | #31 Jarrett Allen | #10 Darius Garland | #45 Donovan Mitchell | 118-112 | L |
| 02/23/2023 | vs. Denver | #35 Isaac Okoro | #4 Evan Mobley | #31 Jarrett Allen | #10 Darius Garland | #45 Donovan Mitchell | 115-109 | L |
| 02/24/2023 | @ Atlanta | #35 Isaac Okoro | #4 Evan Mobley | #31 Jarrett Allen | #10 Darius Garland | #45 Donovan Mitchell | 136-119 | L |
| 02/26/2023 | vs. Toronto | #35 Isaac Okoro | #4 Evan Mobley | #31 Jarrett Allen | #10 Darius Garland | #45 Donovan Mitchell | 118-93 | W |
| 03/01/2023 | at Boston | -- | -- | -- | -- | -- | -- | -- |
| 03/04/2023 | Detroit | -- | -- | -- | -- | -- | -- | -- |
| 03/06/2023 | Boston | -- | -- | -- | -- | -- | -- | -- |
| 03/08/2023 | at Miami | -- | -- | -- | -- | -- | -- | -- |
| 03/10/2023 | at Miami | -- | -- | -- | -- | -- | -- | -- |
| 03/12/2023 | at Charlotte | -- | -- | -- | -- | -- | -- | -- |
| 03/14/2023 | at Charlotte | -- | -- | -- | -- | -- | -- | -- |
| 03/15/2023 | Philadelphia | -- | -- | -- | -- | -- | -- | -- |
| 03/17/2023 | Washington | -- | -- | -- | -- | -- | -- | -- |
| 03/21/2023 | at Brooklyn | -- | -- | -- | -- | -- | -- | -- |
| 03/23/2023 | at Brooklyn | -- | -- | -- | -- | -- | -- | -- |
| 03/26/2023 | Houston | -- | -- | -- | -- | -- | -- | -- |
| 03/28/2023 | at Atlanta | -- | -- | -- | -- | -- | -- | -- |
| 03/31/2023 | New York | -- | -- | -- | -- | -- | -- | -- |
| 04/02/2023 | Indiana | -- | -- | -- | -- | -- | -- | -- |
| 04/04/2023 | at Orlando | -- | -- | -- | -- | -- | -- | -- |
| 04/06/2023 | at Orlando | -- | -- | -- | -- | -- | -- | -- |
| 04/09/2023 | Charlotte | -- | -- | -- | -- | -- | -- | -- |





| | | | CAVALIERS | | | | | | | | | | OPPONENTS | | | | | | | | | |
|-------|------------------|-----|-----------|------|-------------|------|---------------|------|------------|------|--------------|------|-----------|------|-------------|------|---------------|------|------------|------|--------------|------|
| DATE | OPPONENT | W/L | BENCH PTS | AVG | INTHE PAINT | AVG | SECOND CHANCE | AVG | FAST BREAK | AVG | POINTS OFFTO | AVG | BENCH PTS | AVG | INTHE PAINT | AVG | SECOND CHANCE | AVG | FAST BREAK | AVG | POINTS OFFTO | AVG |
| 10/19 | at Toronto | L | 33 | 33.0 | 52 | 52.0 | 4 | 4.0 | 7 | 7.0 | 20 | 20.0 | 18 | 18.0 | 36 | 36.0 | 18 | 18.0 | 20 | 20.0 | 25 | 25.0 |
| 10/22 | at Chicago | W | 56 | 44.5 | 58 | 55.0 | 12 | 8.0 | 22 | 14.5 | 14 | 17.0 | 33 | 25.5 | 42 | 39.0 | 8 | 13.0 | 6 | 13.0 | 22 | 23.5 |
| 10/23 | Washington | W | 43 | 44.0 | 48 | 52.7 | 24 | 13.3 | 15 | 14.7 | 28 | 20.7 | 36 | 29.0 | 54 | 44.0 | 14 | 13.3 | 15 | 13.7 | 19 | 22.0 |
| 10/26 | Orlando | W | 27 | 39.8 | 46 | 51.0 | 19 | 14.8 | 4 | 12.0 | 19 | 20.3 | 13 | 25.0 | 54 | 46.5 | 9 | 12.3 | 6 | 11.8 | 14 | 20.0 |
| 10/28 | at Boston | W | 15 | 34.8 | 48 | 50.4 | 14 | 14.6 | 12 | 12.0 | 24 | 21.0 | 27 | 25.4 | 54 | 48.0 | 9 | 11.6 | 15 | 12.4 | 13 | 18.6 |
| 10/30 | New York | W | 38 | 35.3 | 32 | 47.3 | 7 | 13.3 | 14 | 12.3 | 18 | 20.5 | 42 | 28.2 | 64 | 50.7 | 11 | 11.5 | 28 | 15.0 | 18 | 18.5 |
| 11/2 | Boston | W | 16 | 32.6 | 56 | 48.6 | 8 | 12.6 | 14 | 12.6 | 15 | 19.7 | 26 | 27.9 | 42 | 49.4 | 8 | 11.0 | 19 | 15.6 | 6 | 16.7 |
| 11/4 | at Detroit | W | 54 | 35.3 | 58 | 49.8 | 11 | 12.4 | 9 | 12.1 | 28 | 20.8 | 21 | 27.0 | 24 | 46.3 | 7 | 10.5 | 12 | 15.1 | 12 | 16.1 |
| 11/6 | at LA Lakers | W | 24 | 34.0 | 48 | 49.6 | 18 | 13.0 | 15 | 12.4 | 21 | 20.8 | 36 | 28.0 | 56 | 47.3 | 16 | 11.1 | 16 | 15.2 | 9 | 15.3 |
| 11/7 | at LA Clippers | L | 28 | 33.4 | 46 | 49.2 | 8 | 12.5 | 18 | 13.0 | 10 | 19.7 | 29 | 28.1 | 34 | 46.0 | 6 | 10.6 | 7 | 14.4 | 25 | 16.3 |
| 11/9 | at Sacramento | L | 19 | 32.1 | 64 | 50.5 | 15 | 12.7 | 0 | 11.8 | 8 | 18.6 | 43 | 29.5 | 40 | 45.5 | 9 | 10.5 | 8 | 13.8 | 18 | 16.5 |
| 11/11 | at Golden State | L | 13 | 30.5 | 52 | 50.7 | 17 | 13.1 | 9 | 11.6 | 18 | 18.6 | 28 | 29.3 | 42 | 45.2 | 4 | 9.9 | 16 | 14.0 | 11 | 16.0 |
| 11/13 | Minnesota | L | 27 | 30.2 | 42 | 50.0 | 22 | 13.8 | 4 | 11.0 | 13 | 18.2 | 36 | 29.8 | 54 | 45.8 | 6 | 9.6 | 16 | 14.2 | 19 | 16.2 |
| 11/16 | at Milwaukee | L | 20 | 29.5 | 36 | 49.0 | 6 | 13.2 | 6 | 10.6 | 16 | 18.0 | 45 | 30.9 | 36 | 45.1 | 21 | 10.4 | 15 | 14.2 | 6 | 15.5 |
| 11/18 | Charlotte | W | 13 | 28.4 | 64 | 50.0 | 14 | 13.3 | 2 | 10.1 | 16 | 17.9 | 17 | 30.0 | 54 | 45.7 | 22 | 11.2 | 19 | 14.5 | 35 | 16.8 |
| 11/20 | Miami | W | 41 | 29.2 | 50 | 50.0 | 13 | 13.3 | 12 | 10.2 | 28 | 18.5 | 25 | 29.7 | 40 | 45.4 | 11 | 11.2 | 6 | 14.0 | 23 | 17.2 |
| 11/21 | Atlanta | W | 33 | 29.4 | 52 | 50.1 | 10 | 13.1 | 15 | 10.5 | 23 | 18.8 | 29 | 29.6 | 42 | 45.2 | 6 | 10.9 | 20 | 14.4 | 26 | 17.7 |
| 11/23 | Portland | W | 10 | 28.3 | 48 | 50.0 | 12 | 13.0 | 7 | 10.3 | 24 | 19.1 | 20 | 29.1 | 44 | 45.1 | 12 | 10.9 | 21 | 14.7 | 20 | 17.8 |
| 11/25 | at Milwaukee | L | 37 | 28.8 | 42 | 49.6 | 14 | 13.1 | 21 | 10.8 | 19 | 19.1 | 36 | 29.5 | 40 | 44.8 | 14 | 11.1 | 22 | 15.1 | 12 | 17.5 |
| 11/27 | at Detroit | W | 26 | 28.7 | 50 | 49.6 | 7 | 12.8 | 6 | 10.6 | 22 | 19.2 | 35 | 29.8 | 54 | 45.3 | 14 | 11.3 | 10 | 14.9 | 13 | 17.3 |
| 11/28 | at Toronto | L | 34 | 28.9 | 52 | 49.7 | 17 | 13.0 | 19 | 11.0 | 14 | 19.0 | 34 | 30.0 | 40 | 45.0 | 7 | 11.0 | 18 | 15.0 | 5 | 16.7 |
| 11/30 | Philadelphia | W | 46 | 29.7 | 56 | 50.0 | 8 | 12.7 | 16 | 11.2 | 17 | 18.9 | 34 | 30.1 | 42 | 44.9 | 5 | 10.8 | 4 | 14.5 | 17 | 16.7 |
| 12/2 | Orlando | W | 28 | 29.6 | 44 | 49.7 | 12 | 12.7 | 12 | 11.3 | 21 | 19.0 | 29 | 30.1 | 54 | 45.3 | 12 | 10.8 | 13 | 14.4 | 12 | 16.5 |
| 12/4 | at New York | L | 22 | 29.3 | 40 | 49.3 | 5 | 12.4 | 19 | 11.6 | 15 | 18.8 | 27 | 30.0 | 56 | 45.8 | 17 | 11.1 | 10 | 14.3 | 18 | 16.6 |
| 12/6 | LA Lakers | W | 19 | 28.9 | 70 | 50.2 | 15 | 12.5 | 19 | 11.9 | 18 | 18.8 | 52 | 30.8 | 52 | 46.0 | 23 | 11.6 | 14 | 14.2 | 4 | 16.1 |
| 12/9 | Sacramento | L | 22 | 28.6 | 44 | 49.9 | 13 | 12.5 | 7 | 11.7 | 17 | 18.7 | 23 | 30.5 | 32 | 45.5 | 9 | 11.5 | 16 | 14.3 | 24 | 16.4 |
| 12/10 | Oklahoma City | W | 23 | 28.4 | 54 | 50.1 | 9 | 12.4 | 8 | 11.6 | 17 | 18.6 | 35 | 30.7 | 54 | 45.8 | 4 | 11.2 | 14 | 14.3 | 18 | 16.4 |
| 12/12 | at San Antonio | L | 32 | 28.5 | 56 | 50.3 | 14 | 12.4 | 10 | 11.5 | 21 | 18.7 | 55 | 31.6 | 52 | 46.0 | 21 | 11.5 | 6 | 14.0 | 18 | 16.5 |
| 12/14 | at Dallas | W | 13 | 28.0 | 52 | 50.3 | 8 | 12.3 | 7 | 11.3 | 19 | 18.7 | 36 | 31.7 | 26 | 45.3 | 6 | 11.3 | 0 | 13.5 | 10 | 16.3 |
| 12/16 | Indiana | W | 34 | 28.2 | 44 | 50.1 | 7 | 12.1 | 9 | 11.3 | 16 | 18.6 | 55 | 32.5 | 62 | 45.9 | 4 | 11.1 | 20 | 13.7 | 14 | 16.2 |
| 12/17 | Dallas | W | 22 | 28.0 | 58 | 50.4 | 17 | 12.3 | 13 | 11.3 | 8 | 18.3 | 9 | 31.7 | 34 | 45.5 | 5 | 10.9 | 4 | 13.4 | 12 | 16.1 |
| 12/19 | Utah | W | 38 | 28.3 | 50 | 50.4 | 4 | 12.0 | 29 | 11.9 | 20 | 18.3 | 27 | 31.6 | 46 | 45.5 | 24 | 11.3 | 2 | 13.1 | 15 | 16.0 |
| 12/21 | Milwaukee | W | 21 | 28.1 | 54 | 50.5 | 18 | 12.2 | 9 | 11.8 | 22 | 18.5 | 21 | 31.3 | 46 | 45.5 | 14 | 11.4 | 12 | 13.0 | 12 | 15.9 |
| 12/23 | Toronto | L | 42 | 28.5 | 46 | 50.4 | 9 | 12.1 | 12 | 11.8 | 19 | 18.5 | 20 | 30.9 | 44 | 45.5 | 18 | 11.6 | 27 | 13.4 | 18 | 16.0 |
| 12/26 | Brooklyn | L | 28 | 28.5 | 48 | 50.3 | 14 | 12.1 | 17 | 11.9 | 20 | 18.5 | 37 | 31.1 | 34 | 45.1 | 10 | 11.5 | 23 | 13.7 | 18 | 16.0 |
| 12/29 | at Indiana | L | 41 | 28.8 | 72 | 50.9 | 25 | 12.5 | 21 | 12.2 | 17 | 18.5 | 42 | 31.4 | 48 | 45.2 | 10 | 11.5 | 20 | 13.9 | 15 | 16.0 |
| 12/31 | at Chicago | W | 37 | 29.1 | 44 | 50.7 | 25 | 12.8 | 10 | 12.1 | 16 | 18.4 | 27 | 31.3 | 54 | 45.5 | 2 | 11.2 | 21 | 14.1 | 20 | 16.1 |
| 1/2 | Chicago | W | 27 | 29.0 | 56 | 50.8 | 24 | 13.1 | 6 | 12.0 | 9 | 18.2 | 23 | 31.1 | 54 | 45.7 | 16 | 11.4 | 12 | 14.0 | 13 | 16.0 |
| 1/4 | Phoenix | W | 34 | 29.1 | 36 | 50.5 | 8 | 13.0 | 6 | 11.8 | 12 | 18.0 | 14 | 30.6 | 36 | 45.4 | 9 | 11.3 | 3 | 13.7 | 8 | 15.8 |
| 1/6 | at Denver | L | 37 | 29.3 | 60 | 50.7 | 16 | 13.1 | 17 | 12.0 | 18 | 18.0 | 33 | 30.7 | 50 | 45.6 | 19 | 11.5 | 15 | 13.8 | 14 | 15.8 |
| 1/8 | at Phoenix | W | 27 | 29.3 | 52 | 50.7 | 4 | 12.9 | 13 | 12.0 | 25 | 18.2 | 50 | 31.2 | 38 | 45.4 | 4 | 11.3 | 4 | 13.5 | 16 | 15.8 |
| 1/10 | at Utah | L | 31 | 29.3 | 54 | 50.8 | 10 | 12.8 | 17 | 12.1 | 22 | 18.3 | 27 | 31.1 | 48 | 45.4 | 27 | 11.7 | 2 | 13.3 | 14 | 15.7 |
| 1/12 | at Portland | W | 21 | 29.1 | 68 | 51.2 | 10 | 12.7 | 19 | 12.3 | 17 | 18.2 | 9 | 30.6 | 52 | 45.6 | 6 | 11.6 | 9 | 13.2 | 12 | 15.7 |
| 1/14 | at Minnesota | L | 27 | 29.1 | 52 | 51.2 | 6 | 12.6 | 12 | 12.3 | 7 | 18.0 | 56 | 31.1 | 60 | 45.9 | 7 | 11.5 | 21 | 13.3 | 28 | 15.9 |
| 1/16 | New Orleans | W | 18 | 28.8 | 52 | 51.2 | 19 | 12.7 | 7 | 12.1 | 22 | 18.1 | 21 | 30.9 | 40 | 45.8 | 8 | 11.4 | 13 | 13.3 | 22 | 16.1 |
| 1/18 | at Memphis | L | 18 | 28.6 | 44 | 51.1 | 10 | 12.7 | 17 | 12.2 | 12 | 17.9 | 30 | 30.9 | 58 | 46.0 | 21 | 11.6 | 17 | 13.4 | 26 | 16.3 |
| 1/20 | Golden State | L | 32 | 28.7 | 44 | 50.9 | 8 | 12.6 | 16 | 12.3 | 22 | 18.0 | 35 | 31.0 | 28 | 45.7 | 10 | 11.6 | 13 | 13.4 | 19 | 16.3 |
| 1/21 | Milwaukee | W | 21 | 28.5 | 66 | 51.3 | 11 | 12.5 | 7 | 12.2 | 21 | 18.1 | 18 | 30.7 | 44 | 45.6 | 11 | 11.5 | 3 | 13.2 | 12 | 16.3 |
| 1/24 | at New York | L | 12 | 28.2 | 52 | 51.3 | 8 | 12.4 | 17 | 12.3 | 16 | 18.0 | 27 | 30.6 | 38 | 45.5 | 19 | 11.7 | 7 | 13.1 | 19 | 16.3 |
| 1/26 | at Houston | W | 35 | 28.3 | 44 | 51.1 | 21 | 12.6 | 17 | 12.4 | 40 | 18.5 | 40 | 30.8 | 60 | 45.8 | 22 | 11.9 | 15 | 13.1 | 6 | 16.1 |
| 1/27 | at Oklahoma City | L | 25 | 28.2 | 56 | 51.2 | 6 | 12.5 | 10 | 12.4 | 18 | 18.5 | 27 | 30.7 | 50 | 45.8 | 14 | 11.9 | 8 | 13.0 | 11 | 16.0 |
| 1/29 | LA Clippers | W | 63 | 28.9 | 40 | 51.0 | 4 | 12.3 | 19 | 12.5 | 24 | 18.6 | 64 | 31.4 | 58 | 46.1 | 17 | 12.0 | 17 | 13.1 | 14 | 16.0 |
| 1/31 | Miami | L | 27 | 28.9 | 50 | 5 | | | | | | | | | | | | | | | | |

| ALL | | | | | | | | | | | | | (AS OF FEB 28, 2023, 11:44 AM PST) | | | | | | | | | | | | | 2022 : REGULAR SEASON | | | |
|-------|------------------|-------------|-----------|-----|-----|----------|-----|-----|----------|--------|--------|--------------|------------------------------------|-----|-----|----------|-----|-----|----------|--------|--------|--------------|-------|-------------|--|-----------------------|--|--|--|
| | | | CAVALIERS | | | | | | | | | | OPPONENTS | | | | | | | | | | | | | | | | |
| DATE | OPPONENT | OVERALL REC | W/L | 1ST | 2ND | 1ST HALF | 3RD | 4TH | 2ND HALF | 1ST OT | 2ND OT | BIGGEST LEAD | TOTAL | 1ST | 2ND | 1ST HALF | 3RD | 4TH | 2ND HALF | 1ST OT | 2ND OT | BIGGEST LEAD | TOTAL | POINT DIFF. | | | | | |
| 10/19 | at Toronto | 0-1 | L | 22 | 35 | 57 | 27 | 21 | 48 | -- | -- | 8 | 105 | 28 | 23 | 51 | 25 | 32 | 57 | -- | -- | 11 | 108 | -3 | | | | | |
| 10/22 | at Chicago | 1-1 | W | 34 | 36 | 70 | 23 | 35 | 58 | -- | -- | 32 | 128 | 25 | 29 | 54 | 25 | 17 | 42 | -- | -- | 8 | 96 | 32 | | | | | |
| 10/23 | Washington | 2-1 | W | 30 | 27 | 57 | 26 | 20 | 46 | 14 | -- | 15 | 117 | 31 | 20 | 51 | 25 | 27 | 52 | 4 | -- | 10 | 107 | 10 | | | | | |
| 10/26 | Orlando | 3-1 | W | 30 | 24 | 54 | 19 | 30 | 49 | -- | -- | 12 | 103 | 24 | 26 | 50 | 19 | 23 | 42 | -- | -- | 4 | 92 | 11 | | | | | |
| 10/28 | at Boston | 4-1 | W | 33 | 29 | 62 | 33 | 19 | 52 | 18 | -- | 13 | 132 | 34 | 41 | 75 | 24 | 15 | 39 | 9 | -- | 15 | 123 | 9 | | | | | |
| 10/30 | New York | 5-1 | W | 35 | 27 | 62 | 22 | 37 | 59 | -- | -- | 15 | 121 | 30 | 29 | 59 | 34 | 15 | 49 | -- | -- | 9 | 108 | 13 | | | | | |
| 11/2 | Boston | 6-1 | W | 35 | 15 | 50 | 33 | 24 | 57 | 7 | -- | 11 | 114 | 27 | 29 | 56 | 20 | 31 | 51 | 6 | -- | 12 | 113 | 1 | | | | | |
| 11/4 | at Detroit | 7-1 | W | 24 | 33 | 57 | 33 | 22 | 55 | -- | -- | 30 | 112 | 21 | 18 | 39 | 29 | 20 | 49 | -- | -- | 5 | 88 | 24 | | | | | |
| 11/6 | at LA Lakers | 8-1 | W | 30 | 28 | 58 | 29 | 27 | 56 | -- | -- | 17 | 114 | 36 | 28 | 64 | 16 | 20 | 36 | -- | -- | 12 | 100 | 14 | | | | | |
| 11/7 | at LA Clippers | 8-2 | L | 37 | 27 | 64 | 23 | 30 | 53 | -- | -- | 13 | 117 | 31 | 33 | 64 | 24 | 31 | 55 | -- | -- | 4 | 119 | -2 | | | | | |
| 11/9 | at Sacramento | 8-3 | L | 29 | 29 | 58 | 35 | 27 | 62 | -- | -- | 6 | 120 | 34 | 35 | 69 | 28 | 30 | 58 | -- | -- | 15 | 127 | -7 | | | | | |
| 11/11 | at Golden State | 8-4 | L | 25 | 27 | 52 | 25 | 24 | 49 | -- | -- | 11 | 101 | 25 | 23 | 48 | 26 | 32 | 58 | -- | -- | 5 | 106 | -5 | | | | | |
| 11/13 | Minnesota | 8-5 | L | 20 | 30 | 50 | 34 | 40 | 74 | -- | -- | 3 | 124 | 40 | 27 | 67 | 37 | 25 | 62 | -- | -- | 24 | 129 | -5 | | | | | |
| 11/16 | at Milwaukee | 8-6 | L | 37 | 23 | 60 | 18 | 20 | 38 | -- | -- | 10 | 98 | 34 | 27 | 61 | 34 | 18 | 52 | -- | -- | 20 | 113 | -15 | | | | | |
| 11/18 | Charlotte | 9-6 | W | 28 | 30 | 58 | 24 | 23 | 47 | 15 | 12 | 16 | 132 | 14 | 32 | 46 | 24 | 35 | 59 | 15 | 2 | 3 | 122 | 10 | | | | | |
| 11/20 | Miami | 10-6 | W | 28 | 31 | 59 | 36 | 18 | 54 | -- | -- | 32 | 113 | 27 | 15 | 42 | 22 | 23 | 45 | -- | -- | 9 | 87 | 26 | | | | | |
| 11/21 | Atlanta | 11-6 | W | 38 | 26 | 64 | 21 | 29 | 50 | -- | -- | 15 | 114 | 26 | 33 | 59 | 23 | 20 | 43 | -- | -- | 5 | 102 | 12 | | | | | |
| 11/23 | Portland | 12-6 | W | 28 | 29 | 57 | 30 | 27 | 57 | -- | -- | 20 | 114 | 21 | 27 | 48 | 27 | 21 | 48 | -- | -- | 5 | 96 | 18 | | | | | |
| 11/25 | at Milwaukee | 12-7 | L | 30 | 33 | 63 | 10 | 29 | 39 | -- | -- | 16 | 102 | 25 | 27 | 52 | 35 | 30 | 65 | -- | -- | 22 | 117 | -15 | | | | | |
| 11/27 | at Detroit | 13-7 | W | 20 | 31 | 51 | 22 | 29 | 51 | -- | -- | 9 | 102 | 26 | 30 | 56 | 22 | 16 | 38 | -- | -- | 12 | 94 | 8 | | | | | |
| 11/28 | at Toronto | 13-8 | L | 24 | 19 | 43 | 24 | 21 | 45 | -- | -- | 3 | 88 | 26 | 26 | 52 | 28 | 20 | 48 | -- | -- | 20 | 100 | -12 | | | | | |
| 11/30 | Philadelphia | 14-8 | W | 25 | 44 | 69 | 21 | 23 | 44 | -- | -- | 33 | 113 | 21 | 27 | 48 | 18 | 19 | 37 | -- | -- | 7 | 85 | 28 | | | | | |
| 12/2 | Orlando | 15-8 | W | 27 | 27 | 54 | 28 | 25 | 53 | -- | -- | 20 | 107 | 25 | 22 | 47 | 17 | 32 | 49 | -- | -- | 5 | 96 | 11 | | | | | |
| 12/4 | at New York | 15-9 | L | 16 | 27 | 43 | 20 | 18 | 38 | -- | -- | 0 | 81 | 23 | 23 | 46 | 25 | 21 | 46 | -- | -- | 18 | 92 | -11 | | | | | |
| 12/6 | LA Lakers | 16-9 | W | 27 | 30 | 57 | 28 | 31 | 59 | -- | -- | 15 | 116 | 26 | 23 | 49 | 34 | 19 | 53 | -- | -- | 3 | 102 | 14 | | | | | |
| 12/9 | Sacramento | 16-10 | L | 20 | 29 | 49 | 31 | 15 | 46 | -- | -- | 8 | 95 | 31 | 18 | 49 | 30 | 27 | 57 | -- | -- | 15 | 106 | -11 | | | | | |
| 12/10 | Oklahoma City | 17-10 | W | 28 | 31 | 59 | 23 | 28 | 51 | -- | -- | 17 | 110 | 22 | 24 | 46 | 26 | 30 | 56 | -- | -- | 0 | 102 | 8 | | | | | |
| 12/12 | at San Antonio | 17-11 | L | 27 | 22 | 49 | 29 | 33 | 62 | -- | -- | 3 | 111 | 29 | 36 | 65 | 27 | 20 | 47 | -- | -- | 19 | 112 | -1 | | | | | |
| 12/14 | at Dallas | 18-11 | W | 26 | 34 | 60 | 23 | 22 | 45 | -- | -- | 23 | 105 | 19 | 22 | 41 | 27 | 22 | 49 | -- | -- | 0 | 90 | 15 | | | | | |
| 12/16 | Indiana | 19-11 | W | 29 | 25 | 54 | 29 | 35 | 64 | -- | -- | 6 | 118 | 31 | 30 | 61 | 33 | 18 | 51 | -- | -- | 13 | 112 | 6 | | | | | |
| 12/17 | Dallas | 20-11 | W | 27 | 20 | 47 | 20 | 29 | 49 | 4 | -- | 6 | 100 | 29 | 20 | 49 | 26 | 21 | 47 | 3 | -- | 10 | 99 | 1 | | | | | |
| 12/19 | Utah | 21-11 | W | 29 | 33 | 62 | 28 | 32 | 60 | -- | -- | 25 | 122 | 21 | 23 | 44 | 27 | 28 | 55 | -- | -- | 1 | 99 | 23 | | | | | |
| 12/21 | Milwaukee | 22-11 | W | 35 | 25 | 60 | 33 | 21 | 54 | -- | -- | 24 | 114 | 20 | 22 | 42 | 35 | 29 | 64 | -- | -- | 4 | 106 | 8 | | | | | |
| 12/23 | Toronto | 22-12 | L | 31 | 22 | 53 | 25 | 29 | 54 | -- | -- | 2 | 107 | 39 | 30 | 69 | 29 | 20 | 49 | -- | -- | 26 | 118 | -11 | | | | | |
| 12/26 | Brooklyn | 22-13 | L | 22 | 27 | 49 | 30 | 38 | 68 | -- | -- | 3 | 117 | 34 | 31 | 65 | 26 | 34 | 60 | -- | -- | 19 | 125 | -8 | | | | | |
| 12/29 | at Indiana | 22-14 | L | 34 | 34 | 68 | 28 | 30 | 58 | -- | -- | 7 | 126 | 29 | 35 | 64 | 35 | 36 | 71 | -- | -- | 9 | 135 | -9 | | | | | |
| 12/31 | at Chicago | 23-14 | W | 28 | 32 | 60 | 24 | 19 | 43 | -- | -- | 14 | 103 | 30 | 25 | 55 | 22 | 25 | 47 | -- | -- | 4 | 102 | 1 | | | | | |
| 1/2 | Chicago | 24-14 | W | 27 | 20 | 47 | 44 | 39 | 83 | 15 | -- | 11 | 145 | 34 | 31 | 65 | 31 | 34 | 65 | 4 | -- | 21 | 134 | 11 | | | | | |
| 1/4 | Phoenix | 25-14 | W | 15 | 18 | 33 | 26 | 31 | 57 | -- | -- | 3 | 90 | 14 | 29 | 43 | 21 | 24 | 45 | -- | -- | 11 | 88 | 2 | | | | | |
| 1/6 | at Denver | 25-15 | L | 28 | 30 | 58 | 24 | 26 | 50 | -- | -- | 5 | 108 | 26 | 36 | 62 | 32 | 27 | 59 | -- | -- | 17 | 121 | -13 | | | | | |
| 1/8 | at Phoenix | 26-15 | W | 35 | 22 | 57 | 23 | 32 | 55 | -- | -- | 22 | 112 | 26 | 28 | 54 | 25 | 19 | 44 | -- | -- | 7 | 98 | 14 | | | | | |
| 1/10 | at Utah | 26-16 | L | 24 | 31 | 55 | 29 | 30 | 59 | -- | -- | 7 | 114 | 31 | 24 | 55 | 33 | 28 | 61 | -- | -- | 13 | 116 | -2 | | | | | |
| 1/12 | at Portland | 27-16 | W | 27 | 24 | 51 | 36 | 32 | 68 | -- | -- | 8 | 119 | 32 | 26 | 58 | 33 | 22 | 55 | -- | -- | 14 | 113 | 6 | | | | | |
| 1/14 | at Minnesota | 27-17 | L | 25 | 29 | 54 | 26 | 22 | 48 | -- | -- | 14 | 102 | 27 | 22 | 49 | 28 | 33 | 61 | -- | -- | 13 | 110 | -8 | | | | | |
| 1/16 | New Orleans | 28-17 | W | 24 | 23 | 47 | 31 | 35 | 66 | -- | -- | 12 | 113 | 25 | 25 | 50 | 31 | 22 | 53 | -- | -- | 13 | 103 | 10 | | | | | |
| 1/18 | at Memphis | 28-18 | L | 30 | 31 | 61 | 30 | 23 | 53 | -- | -- | 10 | 114 | 31 | 37 | 68 | 21 | 26 | 47 | -- | -- | 19 | 115 | -1 | | | | | |
| 1/20 | Golden State | 28-19 | L | 28 | 31 | 59 | 27 | 28 | 55 | -- | -- | 5 | 114 | 33 | 31 | 64 | 34 | 22 | 56 | -- | -- | 20 | 120 | -6 | | | | | |
| 1/21 | Milwaukee | 29-19 | W | 23 | 27 | 50 | 36 | 28 | 64 | -- | -- | 12 | 114 | 26 | 21 | 47 | 34 | 21 | 55 | -- | -- | 7 | 102 | 12 | | | | | |
| 1/24 | at New York | 29-20 | L | 27 | 24 | 51 | 24 | 28 | 52 | -- | -- | 8 | 103 | 34 | 19 | 53 | 27 | 25 | 52 | -- | -- | 13 | 105 | -2 | | | | | |
| 1/26 | at Houston | 30-20 | W | 37 | 37 | 74 | 23 | 16 | 39 | -- | -- | 32 | 113 | 25 | 23 | 48 | 26 | 21 | 47 | -- | -- | 2 | 95 | 18 | | | | | |
| 1/27 | at Oklahoma City | 30-21 | L | 25 | 29 | 54 | 24 | 22 | 46 | -- | -- | 10 | 100 | 27 | 20 | 47 | 31 | 34 | 65 | -- | -- | 15 | 112 | -12 | | | | | |
| 1/29 | LA Clippers | 31-21 | W | 31 | 33 | 64 | 25 | 33 | 58 | -- | -- | 40 | 122 | 15 | 19 | 34 | 23 | 42 | 65 | -- | -- | 0 | 99 | 23 | | | | | |
| 1/31 | Miami | 31-22 | L | 26 | 26 | 52 | 27 | 18 | 45 | -- | -- | 11 | 97 | 24 | 31 | 55 | 24 | 21 | 45 | -- | -- | 9 | 100 | -3 | | | | | |
| 2/2 | Memphis | 32-22 | W | 30 | 37 | 67 | 32 | 29 | 61 | -- | -- | 22 | 128 | 26 | 28 | 54 | 33 | 26 | 59 | -- | -- | 2 | 113 | 15 | | | | | |
| 2/5 | at Indiana | 33-22 | W | 27 | 35 | 62 | 36 | 24 | 60 | -- | -- | 26 | 122 | 25 | 21 | 46 | 38 | 19 | 57 | -- | -- | 6 | 103 | 19 | | | | | |
| 2/6 | at Washington | 34-22 | W | 37 | 29 | 66 | 30 | 18 | 48 | -- | -- | 28 | 114 | 25 | 21 | 46 | 26 | 19 | 45 | -- | -- | 0 | 91 | 23 | | | | | |
| 2/8 | Detroit | 35-22 | W | 32 | 19 | 51 | 25 | 37 | 62 | -- | -- | 31 | 113 | 14 | 26 | 40 | 28 | 17 | 45 | -- | -- | 0 | 85 | 28 | | | | | |
| 2/10 | at New Orleans | 36-22 | W | 38 | 35 | 73 | 28 | 17 | 45 | -- | -- | 25 | 118 | 28 | 28 | 56 | 26 | 25 | 51 | -- | -- | 3 | 107 | 11 | | | | | |
| 2/11 | Chicago | 37-22 | W | 26 | 14 | 40 | 29 | 28 | 57 | -- | -- | 13 | 97 | 29 | 20 | 49 | 25 | 15 | 40 | -- | -- | 13 | 89 | 8 | | | | | |
| 2/13 | San Antonio | 38-22 | W | 34 | 31 | 65 | 26 | 26 | 52 | -- | -- | 21 | 117 | 19 | 30 | 49 | 32 | 28 | 60 | -- | -- | 1 | 109 | 8 | | | | | |
| 2/15 | at Philadelphia | 38-23 | L | 24 | 14 | 38 | 32 | 42 | 74 | -- | -- | 0 | 112 | 38 | 25 | 63 | 24 | 31 | 55 | -- | -- | 28 | 118 | -6 | | | | | |
| 2/23 | Denver | 38-24 | L | 26 | 31 | 57 | 34 | 18 | 52 | -- | -- | 7 | 109 | 31 | 25 | 56 | 33 | 26 | 59 | -- | -- | 10 | 115 | -6 | | | | | |
| 2/24 | at Atlanta | 38-25 | L | 23 | 34 | 57 | 26 | 36 | 62 | -- | -- | 7 | 119 | 32 | 49 | 81 | 27 | 28 | 55 | -- | -- | 32 | 136 | -17 | | | | | |
| 2/26 | Toronto | 39-25 | W | 34 | 30 | 64 | 28 | 26 | 54 | -- | -- | 30 | 118 | 28 | 24 | 52 | 24 | 17 | 41 | -- | -- | 5 | 93 | 25 | | | | | |
| 3/1 | at Boston | -- | -- | -- | -- | -- | -- | -- | -- | -- | -- | -- | -- | -- | -- | -- | -- | -- | -- | -- | -- | -- | -- | -- | | | | | |
| 3/4 | Detroit | -- | -- | -- | -- | -- | -- | -- | -- | -- | -- | -- | -- | -- | -- | -- | -- | -- | -- | -- | -- | -- | -- | -- | | | | | |
| 3/6 | Boston | -- | -- | -- | -- | -- | -- | -- | -- | -- | -- | -- | -- | -- | -- | -- | -- | -- | -- | -- | -- | -- | -- | -- | | | | | |
| 3/8 | at Miami | -- | -- | -- | -- | -- | -- | -- | -- | -- | -- | -- | -- | -- | -- | -- | -- | -- | -- | -- | -- | -- | -- | -- | | | | | |
| 3/10 | at Miami | -- | -- | -- | -- | -- | -- | -- | -- | -- | -- | -- | -- | -- | -- | -- | -- | -- | -- | -- | -- | -- | -- | -- | | | | | |
| 3/12 | at Charlotte | -- | -- | -- | -- | -- | -- | -- | -- | -- | -- | -- | -- | -- | -- | -- | -- | -- | -- | -- | -- | -- | -- | -- | | | | | |
| 3/14 | at Charlotte | -- | -- | -- | -- | -- | -- | -- | -- | -- | -- | -- | -- | -- | -- | -- | -- | | | | | | | | | | | | |