



# CLEVELAND CAVALIERS (45-28)

## @ BROOKLYN NETS (39-32)

Tuesday, March 21, 2023 | 7:30 p.m. EST BARCLAYS CENTER, BROOKLYN, NY TV: BALLY SPORTS OHIO RADIO: WTAM 1100 AM/POWER 89.1 FM WNZN

2022-23 CLEVELAND CAVALIERS GAME NOTES

FOLLOW @CAVSNOTES ON TWITTER

SEASON GAME #74

ROAD GAME #37

## LAST GAMES STARTERS

## PLAYER / 2022-23 REGULAR SEASON AVERAGES

#	Player	GP/GS	PPG	RPG	APG	SPG	BPG	MPG
#8	Lamar Stevens	51/21	5.6	3.3	0.6	0.4	0.3	18.4
#4	Evan Mobley	69/69	16.2	8.9	2.7	0.8	1.4	34.2
#35	Isaac Okoro	71/43	6.7	2.5	1.1	0.8	0.4	22.0
#45	Donovan Mitchell	59/59	27.3	4.2	4.5	1.6	0.3	35.4
#10	Darius Garland	61/61	22.0	2.7	7.9	1.3	0.1	35.1

## CAVS QUICK FACTS

- Cleveland is playing Brooklyn for the 2nd of 3 matchups this season and are 7-3 in their last 10 games. In Cleveland's 117-94 win on March 17 vs. WAS, the Cavaliers recorded 78 points in the paint, marking their most points in the paint in a game since at least the 2000-01 season. It was the Cavs 22nd time this season holding their opponent to under 100 points which leads the NBA. The Cavs 45 wins this season are their most wins in a season since 2017-18 (50-32).

BEST RECORDS IN THE NBA THIS SEASON	
1.) Milwaukee Bucks - 51-20 (.718)	2.) Boston Celtics - 49-23 (.681)
3.) Philadelphia 76ers - 48-23 (.676)	4.) Denver Nuggets - 48-24 (.667)
5.) Memphis Grizzlies - 44-27 (.620)	6.) CLEVELAND CAVALIERS - 45-28 (.616)

- The Cavs LEAD the NBA in defensive rating (109.6) and are also allowing the fewest PPG in the NBA this season (106.6 PPG). Cleveland has also scored 21+ PTS off turnovers in 6-straight games since March 8 and rank 3rd in the NBA in PTS off turnovers per game this season (19.2). The Cavs also allow the 2nd fewest second chance points per game in the NBA this season (11.9).

- MILESTONES: DARIUS GARLAND** (543 3FGM) is one triple shy of passing Danny Ferry (543 3FGM) for 9th on the Cavs all-time three-pointers made list and is eight triples behind Wesley Person (550 3FGM) for 8th on the Cavs all-time three-pointers made list. Garland (1,627 AST) also needs four assists to pass Geoff Huston (1,630 AST) for 11th on the Cavs all-time AST list.

- DARIUS GARLAND** recorded a game high 24 PTS on 11-19 (.579) shooting from the field, a game-high 9 AST and 4 REB in 37 MIN on March 17 vs. WAS. He is shooting a career-best .416 3FG% this season and averaging a career-high 21.9 PPG. Garland also ranks 8th in the NBA in APG this season (7.8 APG). He is on pace to become the 4th Cavalier in team history to finish a season with 150+ 3FGM on .420+ 3FG% (Wesley Person: 97-98, Mo Williams: 2 times and Kyle Korver: 17-18). He is also on pace to become the 4th Cavalier aged 23 or younger in team history to have back-to-back seasons averaging 20.0+ PPG (LeBron James, Kyrie Irving and Collin Sexton).

- DONOVAN MITCHELL** finished with 20 PTS, 6 REB, and 1 STL in 26 MIN on March 17 vs. WAS. Mitchell has recorded 214 3FGM this season and ranks 6th in the NBA in 3FGM, marking his second-most triples made in a season (232 3FGM in 2021-22). Mitchell is also averaging a career-high 27.4 PPG this season, ranking 8th in the NBA in points per game.

NBA PLAYERS AVERAGING 25.0+ PPG, 1.0+ SPG, .470+ FG% AND .370+ 3FG%	
Kyrie Irving, DAL - 27.4 PPG, 1.04 SPG, .494 FG% and .385 3FG%	
DONOVAN MITCHELL, CLE - 27.4 PPG, 1.52 SPG, .477 FG% and .376 3FG%	

- EVAN MOBLEY** contributed 20 PTS on 8-15 (.533) shooting from the field, a team-high 8 REB, a game-high 4 BLK and 3 AST in 35 MIN on March 17 vs. WAS. It was Mobley's first career game with 20+ PTS, 8+ REB and 4+ BLK. It was his 15th game this season with 20+ PTS.

PLAYERS WITH THE MOST MULTI-BLOCK GAMES IN THE EASTERN CONFERENCE	
1.) Nic Claxton, BKN - 48 games	2.) Brook Lopez, MIL - 46 games
3.) Myles Turner, IND - 36 games	4.) Kristaps Porzingis, WAS - 33 games
5.) Joel Embiid, PHI - 29 games	6.) EVAN MOBLEY, CLE - 28 games

- CARIS LEVERT** contributed 15 PTS on 6-9 (.667) shooting from the field, 4 REB, 3 AST and a season-high tying 4 STL in 26 MIN off the bench. LeVert has swiped 4+ steals in 2 of his last 3 games. It is LeVert's 5th straight game with 15+ PTS, marking his longest streak of games with 15+ points this season. LeVert is averaging 18.4 PPG, 4.8 APG and 3.2 RPG in 32.6 MPG over his last 5 games.

- Hustle Numbers: DONOVAN MITCHELL** is T-1st in the NBA in loose balls recovered per gm (1.1). JARRETT ALLEN ranks 4th in the NBA in contested shots per game (11.4) and EVAN MOBLEY is 6th (11.1). Mobley is also T-2nd in NBA in contested triples per game (3.6).

## CAVALIERS PRONUNCIATIONS

Mamadi Diakite (MAH-mah-dee dee-ah-KEE-tay); Raul Neto (Hah-OOL Nett-oh); Isaac Okoro (oh-CORE-oh); Cedi Osman (JED-e AUSS-min)

## INJURY REPORT

<https://official.nba.com/nba-injury-report-2022-23-season/>

## 2022-23 REGULAR SEASON CAVALIERS RECORDS

	RECORD	HOME	ROAD	OT	STREAKS
OVERALL	45-28	29-8	16-20	7-0	OVERALL Won 1
WESTERN	16-13	10-4	6-9	1-0	WESTERN Lost 1
EASTERN	29-15	19-4	10-11	6-0	EASTERN Won 1
CENTRAL	12-3	7-0	5-3	1-0	CENTRAL Won 7

## 2022-23 REG. SEASON SCHEDULE

DATE	OPPONENT	SCORE	RECORD
10/19	@ Raptors	105-108	L 0-1
10/22	@ Bulls	128-96	W 1-1
10/23	vs. Wizards	117-107*	W 2-1
10/26	vs. Magic	103-92	W 3-1
10/28	@ Celtics	132-123*	W 4-1
10/30	vs. Knicks	121-108	W 5-1
11/2	vs. Celtics	114-113*	W 6-1
11/4	@ Pistons	112-88	W 7-1
11/6	@ Lakers	114-100	W 8-1
11/7	@ Clippers	117-119	L 8-2
11/9	@ Kings	120-127	L 8-3
11/11	@ Warriors	101-106	L 8-4
11/13	vs. Timberwolves	124-129	L 8-5
11/16	@ Bucks	98-113	L 8-6
11/18	vs. Hornets	132-122*	W 9-6
11/20	vs. Heat	113-87	W 10-6
11/21	vs. Hawks	114-102	W 11-6
11/23	vs. Trail Blazers	114-96	W 12-6
11/25	@ Bucks	120-117	L 12-7
11/27	@ Pistons	102-84	W 13-7
11/28	@ Raptors	88-100	L 13-8
11/30	vs. 76ers	113-85	W 14-8
12/2	vs. Magic	107-96	W 15-8
12/4	@ Knicks	81-92	L 15-9
12/6	vs. Lakers	116-102	W 16-9
12/9	vs. Kings	95-106	L 16-10
12/10	vs. Thunder	110-102	W 17-10
12/12	@ Spurs	111-112	L 17-11
12/14	@ Mavericks	105-90	W 18-11
12/16	vs. Pacers	118-112	W 19-11
12/17	vs. Mavericks	100-99*	W 20-11
12/19	vs. Jazz	122-99	W 21-11
12/21	vs. Bucks	114-106	W 22-11
12/23	vs. Raptors	107-118	L 22-12
12/26	vs. Nets	117-125	L 22-13
12/29	@ Pacers	126-135	L 22-14
12/31	@ Bulls	103-102	W 23-14
1/2	vs. Bulls	145-134*	W 24-14
1/4	vs. Suns	90-88	W 25-14
1/6	@ Nuggets	108-121	L 25-15
1/8	@ Suns	112-98	W 26-15
1/10	@ Jazz	114-116	L 26-16
1/12	@ Trail Blazers	119-113	W 27-16
1/14	@ Timberwolves	102-110	L 27-17
1/16	vs. Pelicans	113-103	W 28-17
1/18	@ Grizzlies	114-115	L 28-18
1/20	vs. Warriors	114-120	L 28-19
1/21	vs. Bucks	114-102	W 29-19
1/24	@ Knicks	103-105	L 29-20
1/26	@ Rockets	113-95	W 30-20
1/27	@ Thunder	100-112	L 30-21
1/29	vs. Clippers	122-99	W 31-21
1/31	vs. Heat	97-100	L 31-22
2/2	vs. Grizzlies	128-113	W 32-22
2/5	@ Pacers	122-103	W 33-22
2/6	@ Wizards	114-91	W 34-22
2/8	vs. Pistons	113-85	W 35-22
2/10	@ Pelicans	118-107	W 36-22
2/11	vs. Bulls	97-89	W 37-22
2/13	vs. Spurs	117-109	W 38-22
2/15	@ 76ers	112-118	L 38-23
2/23	vs. Nuggets	109-115	L 38-24
2/24	@ Hawks	119-136	L 38-25
2/26	vs. Raptors	118-93	W 39-25
3/1	@ Celtics	113-117	L 39-26
3/4	vs. Pistons	114-90	W 40-26
3/6	vs. Celtics	118-114*	W 41-26
3/8	@ Heat	104-100	W 42-26
3/10	@ Heat	115-119	L 42-27
3/12	@ Hornets	114-108	W 43-27
3/14	@ Hornets	120-104	W 44-27
3/15	vs. 76ers	109-118	L 44-28
3/17	vs. Wizards	117-94	W 45-28
3/21	@ Nets	7:30 pm	--
3/23	@ Nets	7:30 pm	--
3/26	vs. Rockets	6:00 pm	--
3/28	@ Hawks	7:30 pm	--
3/31	vs. Knicks	7:30 pm	--
4/2	vs. Pacers	8:00 pm	--
4/4	@ Magic	7:00 pm	--
4/6	@ Magic	7:00 pm	--
4/9	vs. Hornets	1:00 pm	--

All Times Cleveland Time (ET)  
\* Overtime Periods

2022-23 REG. SEASON RECORD BY MONTH  
Oct: (5-1); Nov: (9-7); Dec: (9-6); Jan: (8-8); Feb: (8-3); Mar: (6-3)





## AT BROOKLYN NETS (39-32)

2022-23 REGULAR SEASON	PPG	OPP. PPG	FG%	3FG%	FT%	RPG	APG	SPG	TO	BPG
Cavaliers	112.2	106.6	.488	.363	.777	41.4	24.9	7.25	13.5	4.47
Nets	113.4	112.8	.490	.382	.799	40.2	25.4	7.15	13.9	6.23



2022-23 REGULAR SEASON INDIVIDUAL BESTS			2022-23 REGULAR SEASON NETS BESTS			2022-23 REGULAR SEASON TEAM		
Points	46	Darius Garland vs. BKN 12/26/22	Points	32	Kyrie Irving vs. BKN 12/26/22, Kevin Durant vs. BKN 12/26/22	** No Biggest Win **		
Rebounds	11	Jarrett Allen vs. BKN 12/26/22	Rebounds	9	Ben Simmons vs. BKN 12/26/22, Kevin Durant vs. BKN 12/26/22	Biggest Loss	8	vs. BKN 12/26/22
Assists	8	Darius Garland vs. BKN 12/26/22	Assists	8	Ben Simmons vs. BKN 12/26/22			

CAVS ALL-TIME BEST VS. BKN			BKN ALL-TIME BEST VS. CLE			CLE-BKN SERIES		
Points	42	Mike Mitchell, 2/18/81 and LeBron James, 3/12/08	Points	42	Richard Jefferson, 12/22/04	Biggest Win	36	2/15/92
Rebounds	22	John Lambert, 2/6/79	Rebounds	26	Jayson Williams, 11/13/97	Biggest Loss	41	11/22/02
Assists	16	Mark Price, 1/13/90	Assists	18	Kenny Anderson, 12/1/93			

2022-23 REGULAR SEASON VS. NETS			2021-22 REGULAR SEASON VS. NETS			SERIES HISTORY VS. NETS			
DATE	SITE	TIME/RESULT	DATE	SITE	RESULT	ALL-TIME	STREAKS	LAST WIN	LAST LOSS
12/26/22	Cleveland	L, 117-125	11/17/21	Brooklyn	L, 99-109	Overall	105-84	Lost 1	1/17/22 12/26/22
3/21/23	Brooklyn	7:30 pm	11/22/21	Cleveland	L, 112-117	Home	68-29	Lost 1	1/17/22 12/26/22
3/23/23	Brooklyn	7:30 pm	1/17/22	Cleveland	W, 114-107	Road	37-55	Lost 4	12/3/18 4/8/22
			4/8/22	Brooklyn	L, 107-118				

## CLE-BKN 2022-23 SERIES (0-1)

NETS 125, CAVALIERS 117 – DECEMBER 26, 2022 – ROCKET MORTGAGE FIELDHOUSE – CLEVELAND, OH – GAME #35

TEAM	1	2	3	4	OT	FINAL	FG	FGA	FG%	3FG%	FT%	OR	DR	TR	A	PF	ST	TO	BS
BKN	34	31	26	34	-	125	47	82	.573	.600	.765	7	31	38	27	25	7	17	4
CLE	22	27	30	38	-	117	39	82	.476	.361	.867	10	23	33	21	14	8	12	3
TEAM	HIGH PTS		HIGH REB		HIGH AST		TEAM		HIGH PTS		HIGH REB		HIGH AST						
CLE	D. Garland: 46		J. Allen: 11		D. Garland: 8		BKN		K. Durant/K. Irving: 32		K. Durant/B. Simmons: 9		B. Simmons: 8						

**CAVS NOTES:** Cleveland made 13 triples in the game, the 12th time this season with 13+ three-pointers...The Cavs shot 26-30 (.867) from the free throw line, the 9th time this season shooting .860+ from the charity stripe. It was the seventh time the Cavs have made 26+ free throws in a game this season...**DARIUS GARLAND** tallied a game-high 46 points on 14-20 (.700), including 5-7 (.714) shooting from beyond the arc, a team-high eight assists, three rebounds and one steal in 40 minutes of play. He also made a season-high 13 free throws, the second-highest free throw makes in his career (15 FTM on March 11, 2022 at MIA). It was his fourth career 40-point game and third this season. It was also the 16th time in his career he has made 5+ triples in a game and 4th time this season. Garland is just the third player in Cavaliers history to finish with 40+ PTS, 8+ AST and a .700+ FG%, joining LeBron James (44 PTS, 10 AST, .708 FG% on Dec. 10, 2016 vs. CHA) and Ron Harper (40 PTS, 9 AST, .714 FG% on Feb 4, 1987 at BOS). He is just the 10th player in NBA history to finish with 40+ PTS, 8+ AST and 5+ 3FGM on .700+ FG% in a game...**DONOVAN MITCHELL** contributed 15 points, five assists, one steal and one block in 34 minutes...**EVAN MOBLEY** finished with 12 points, six rebounds, two assists, one steal and one block in 39 minutes. Mobley has recorded 10 points in 30 of his 35 games this season...**CEDI OSMAN** contributed 11 points on 5-10 (.500) shooting from the field, two assists and one steal in 30 minutes off the bench. He has scored 10+ points in 15 games off the bench this season...**JARRETT ALLEN** contributed his 13th double-double of the season with 10 points, a game-high 11 rebounds, one steal and one block in 32 minutes. Allen is now one block shy of his 500th career block. He has recorded 10+ rebounds in 16 games this season.

## CONNECTIONS

The Cavs acquired **Jarrett Allen** from Brooklyn in a three-team trade on Jan. 14, 2020; Allen was originally drafted by Brooklyn in the 2017 NBA Draft (22nd overall pick) and spent his first three NBA seasons with the Nets (234 games from 2017-2021...Nets guard **Joe Harris** was drafted by the Cavaliers (33rd overall in 2014 NBA Draft) and played in 56 games over two seasons (2014-2016)... Nets guard **Seth Curry** appeared in one game for the Cavs in 2013-14...Nets forward **Royce O'Neale** and Cavs guard **Donovan Mitchell** were teammates on the Utah Jazz for five seasons...Cavs forward **Lamar Stevens** and Nets forward **Mikal Bridges** both grew up in Philadelphia, PA...Nets forwards **Day'Ron Sharpe** and **Cam Johnson** as well as Cavs forward **Danny Green** all played their college ball at North Carolina...Cavs forward **Mamadi Diakite** and Nets guard **Joe Harris** played their college ball at Virginia...Nets guard **Spencer Dinwiddie** was teammates on the Nets during his first stint with the team with Cavs center **Jarrett Allen** and Cavs guard **Caris LeVert**.





## CAVS RECENT GAMES (4-1)

## CAVALIERS 117, WIZARDS 94 – MARCH 17, 2023 – ROCKET MORTGAGE FIELDHOUSE – CLEVELAND, OH – GAME #73 (45-28, 29-8 HOME)

TEAM	1	2	3	4	OT	FINAL	FG	FGA	FG%	3FG%	FT%	OR	DR	TR	A	PF	ST	TO	BS
WAS	24	20	30	20	-	94	35	76	.461	.348	.800	6	32	38	22	19	5	17	6
CLE	31	30	23	33	-	117	48	87	.552	.211	.773	9	32	41	31	19	9	11	7
TEAM	HIGH PTS			HIGH REB			HIGH AST			TEAM	HIGH PTS			HIGH REB			HIGH AST		
CLE	D. Garland: 24			E. Mobley: 8			D. Garland: 9			WAS	B. Beal: 22			K. Porzingis: 9			B. Beal/M. Morris: 5		

**CAVS NOTES:** The 117-94 (+23) win tonight marks the Cavaliers 45th win of the season, surpassing the Cavs win total from last season (44-38 in 2021-22)...The Cavs won the season series against the Wizards (3-0) and have won four straight games over Washington since last season. It is their longest winning streak versus the Wizards since winning four consecutive games from Oct. 30, 2012 to Nov. 16, 2013...Cleveland recorded 78 points in the paint, marking the most points in the paint since at least the 2000-01 season...**DARIUS GARLAND** recorded a game high 24 points on 11-19 (.579) shooting from the field, a game-high nine assists and four rebounds in 37 minutes of play. Garland (543 3FGM) tied Danny Ferry (543 3FGM) for 9th on the Cavs all-time three-pointers made list with his only three-pointer of the game. Garland scored 20+ points for the 36th time this season...**EVAN MOBLEY** contributed 20 points on 8-15 (.533) shooting from the field, a team-high eight rebounds, a game-high four blocks and three assists in 35 minutes. Mobley's four blocks tied his second highest total in blocks this season. Mobley scored 20+ points for the 15th time this season. It was Mobley's first career game with 20+ points, 8+ rebounds and 4+ blocks...**DONOVAN MITCHELL** finished with 20 points, six rebounds, and one steal in 26 minutes of play. Mitchell scored 20+ points for the 46th time this season...**CARIS LEVERT** contributed 15 points on 6-9 (.667) shooting from the field, four rebounds, three assists and a season-high tying four steals in 26 minutes off the bench. LeVert has swiped 4+ steals in two of his last three games. It is LeVert's fifth straight game with 15+ points, marking his longest streak of games with 15+ points this season. LeVert is averaging 18.4 PPG, 4.8 APG and 3.2 RPG in 32.6 MPG over that stretch...**LAMAR STEVENS** contributed nine points, four rebounds, one assist and one steal in 21 minutes. Stevens scored seven of his points in the first quarter, tying his career high in points in an opening quarter.

## 76ers 118, CAVALIERS 109 – MARCH 15, 2023 – ROCKET MORTGAGE FIELDHOUSE – CLEVELAND, OH – GAME #72 (44-28, 28-8 HOME)

TEAM	1	2	3	4	OT	FINAL	FG	FGA	FG%	3FG%	FT%	OR	DR	TR	A	PF	ST	TO	BS
PHI	29	26	29	34	-	118	39	75	.520	.472	.852	13	33	46	24	21	8	20	6
CLE	24	36	23	26	-	109	40	85	.471	.341	.682	12	21	33	20	18	6	12	2
TEAM	HIGH PTS		HIGH REB		HIGH AST		TEAM		HIGH PTS		HIGH REB		HIGH AST						
CLE	C. LeVert: 24		E. Mobley: 12		C. LeVert: 6		PHI	J. Embiid: 36		J. Embiid: 18		J. Harden: 12							

**CAVS NOTES:** The Cavaliers outscored Philadelphia 45-19 (+26) in bench scoring...Cleveland recorded 14 three-pointers, marking the 14th time this season the Cavaliers tallied 14 or more three-pointers in a game...It was the 2nd time this season the Cavaliers held their opponent to under 30 points in the paint...**CARIS LEVERT** contributed a team-high 24 points on 8-14 (.571) shooting from the field, including 5-10 (.500) shooting beyond the arc, a team-high six assists, two rebounds and one steal in 36 minutes of play off the bench. This was LeVert's 13th game with 20+ points this season. It was the 2nd time this season LeVert has recorded back-to-back game with 4+ three-pointers. LeVert has scored 20+ points in consecutive games for the 4th time this season...**DONOVAN MITCHELL** finished with 21 points, six rebounds, three assists, and a game-high tying three steals in 39 minutes of play. Mitchell scored 20+ points for the 45th time this season...**EVAN MOBLEY** tallied his 21st double-double of the season matching his career-high in double doubles with 13 points on 5-10 (.500) shooting from the field, a team-high 12 rebounds, five assists, one steal and two blocks in 39 minutes of play...**DARIUS GARLAND** recorded 15 points, five assists and two rebounds on 36 minutes of play...**CEDI OSMAN** contributed 15 points, and five rebounds in 30 minutes off the bench. It was Osman's 27th game with 10+ points this season off the bench.

## CAVALIERS 120, HORNETS 104 – MARCH 14, 2023 – SPECTRUM CENTER – CHARLOTTE, NC – GAME #71 (44-27, 16-20 AWAY)

TEAM	1	2	3	4	OT	FINAL	FG	FGA	FG%	3FG%	FT%	OR	DR	TR	A	PF	ST	TO	BS
CLE	30	33	35	22	-	120	45	88	.511	.467	.842	8	22	30	29	19	8	9	6
CHA	27	21	28	28	-	104	43	76	.566	.261	.800	6	34	40	28	18	3	22	8
TEAM	HIGH PTS		HIGH REB		HIGH AST		TEAM		HIGH PTS		HIGH REB		HIGH AST						
CLE	E Mobley: 26		E Mobley: 6		D Garland/C LeVert: 7		CHA		K Oubre Jr.: 28		N Richards: 8		T Rozier: 9						

**CAVS NOTES:** The Cavs recorded 35 points off turnovers in the win over Charlotte, marking the second-most points off turnovers this season...Cleveland shot 14-30 (.467) from beyond the arc in the game, the 11th time this season shooting .460+ 3FG%...The Cavs recorded just nine turnovers, the 10th time this season with fewer than 10 turnovers in a game...**EVAN MOBLEY** finished with 26 points on 10-15 (.667) shooting from the field, six rebounds, two assists, one steal and one block in 31 minutes. It was the 10th game in his career with 25+ points...**CEDI OSMAN** tallied 24 points on 8-14 (.571) shooting from the field, including 6-10 (.600) shooting from beyond the arc, three assists and two rebounds in 31 minutes off the bench. It was his sixth game this season with 20+ points off the bench and 26th game with 10+ points off the bench...**CARIS LEVERT** chipped in 22 points on 8-13 (.615) shooting from the field, including 4-5 (.800) shooting from beyond the arc, a team-high tying seven assists, a season-high four steals and one block in 27 minutes. It was the 12th time in his career with 4+ steals in a game and his 12th time with 20+ points...**DARIUS GARLAND** contributed 19 points, including 2-4 (.500) shooting from beyond the arc, a team-high tying seven assists, three rebounds and one steal in 28 minutes of play...**RICKY RUBIO** tallied 11 points, five rebounds, four assists and one block in 21 minutes off the bench.

## CAVALIERS 114, HORNETS 108 – MARCH 12, 2023 – SPECTRUM CENTER – CHARLOTTE, NC – GAME #70 (43-27, 15-20 AWAY)

TEAM	1	2	3	4	OT	FINAL	FG	FGA	FG%	3FG%	FT%	OR	DR	TR	A	PF	ST	TO	BS
CLE	25	27	29	33	-	114	41	87	.471	.259	.735	11	29	40	18	22	8	10	3
CHA	35	24	30	19	-	108	41	80	.513	.476	.727	7	36	43	25	26	8	19	5
TEAM	HIGH PTS			HIGH REB			HIGH AST			TEAM	HIGH PTS			HIGH REB			HIGH AST		
CLE	D. Garland: 28			E. Mobley: 9			D. Garland: 6			CHA	T. Rozier: 27			N. Richards: 12			D. Smith Jr.: 7		

**CAVS NOTES:** The Cavaliers overcame a 16-point second-half deficit to beat the Hornets 114-108. It was Cleveland's 14th win of the season when trailing by double-digits...**DARIUS GARLAND** recorded a game-high 28 points, six assists, six rebounds and one steal in 39 minutes. It was his fifth game of the season with six or more rebounds. Garland made 10 free throws in the win, marking his third-most free throw makes in a game this season...**DONOVAN MITCHELL** contributed 23 points on 10-19 (.526) shooting from the field, three assists, three rebounds and a team-high tying two steals in 33 minutes of play...**EVAN MOBLEY** chipped in 18 points, a team-high nine rebounds, three assists and one steal in 39 minutes...**CARIS LEVERT** tallied 15 points, including 2-4 (.500) shooting from three-point range, four assists, two rebounds and a team-high tying two steals in 34 minutes off the bench. It was his fourth time this season scoring 15+ points off the bench...**RICKY RUBIO** contributed 11 points on 4-7 (.571) shooting from the field and three rebounds in 20 minutes off the bench.

## HEAT 119, CAVALIERS 115 – MARCH 10, 2023 – MIAMI-DADE ARENA – MIAMI, FL – GAME #69 (42-27, 14-20 AWAY)

TEAM	1	2	3	4	OT	FINAL	FG	FGA	FG%	3FG%	FT%	OR	DR	TR	A	PF	ST	TO	BS	
CLE	26	33	30	26	-	115	40	86	.465	.419	.810	8	26	34	25	20	5	11	6	
MIA	27	23	32	37	-	119	42	82	.512	.483	.913	11	35	46	22	20	7	16	4	
TEAM	HIGH PTS					HIGH REB		HIGH AST		TEAM	HIGH PTS					HIGH REB		HIGH AST		
CLE	D. Mitchell: 42					J. Allen: 13		R. Rubio: 8		MIA	J. Butler: 33					T. Herro: 9		B. Adebayo/T. Herro: 4		

**CAVS NOTES:** Cleveland shot 18-43 (.419) from beyond the arc, marking the third-most three-pointers made in a game this season...The Cavs outscored Miami in second chance points 22-9 (+13)...**DONOVAN MITCHELL** recorded a game-high 42 points on 15-30 (.500) shooting from the field, including 8-15 (.533) shooting from beyond the arc, three rebounds, four assists and one steal in 43 minutes of play. His eight three-pointers tied his season-high and are tied for the second-most triples in a game for his career. It was his ninth game this season with 40+ points, tying him for the third-most 40-point games in a season in NBA history for a player in their first season with a new team...**CARIS LEVERT** tallied 16 points, including 4-9 (.444) shooting from beyond the arc, four assists, three rebounds, and one steal in 38 minutes...It was his seventh game this season with 4+ three-pointers...**ISAAC OKORO** recorded 16 points on 6-9 (.667) shooting from the field, three assists, two rebounds and two steals in 34 minutes...**EVAN MOBLEY** contributed 12 points, four rebounds, two assists and one block in 28 minutes...**JARRETT ALLEN** recorded six points, a game-high 13 rebounds, four assists, one steal and one block in 34 minutes of play.



## CAVALIERS ALL-TIME RANKINGS

\*SEVERAL CAVALIER PLAYERS HAVE A CHANCE TO MOVE UP IN THE FRANCHISE'S ALL-TIME TOP 15 CATEGORIES BELOW THIS 2022-23 REGULAR SEASON:

3-POINTERS MADE	TOTAL ASSISTS	FG% (min. 500 FGM)
1. L. James (1,251)	1. L. James (6,228)	1. J. ALLEN (.648)
2. K. Love (1,096)	2. M. Price (4,206)	2. M. West (.553)
3. M. Price (802)	3. J. Bagley (2,311)	3. B. Daugherty (.532)
4. K. Irving (723)	4. T. Brandon (2,235)	4. L. Nance (.530)
5. C. OSMAN (612)	5t. K. Irving (2,115)	5. E. MOBLEY (.529)
6. J. Smith (585)	5t. F. Walker (2,115)	6. C. Boozer (.528)
7. D. Gibson (578)	7. B. Daugherty (2,028)	7. T. Hill (.521)
8. W. Person (550)	8. A. Miller (2,015)	8. T. Thompson (.518)
9t. D. Ferry (543)	9. A. Carr (1,820)	9. L. Nance Jr. (.517)
9t. D. GARLAND (543)	10. C. Ehlo (1,803)	10. M. Turpin (.516)
11. M. Williams (414)	11. G. Huston (1,630)	11. R. Hinson (.516)
12. C. Ehlo (381)	12. D. GARLAND (1,627)	12. A. Varejao (.511)
13. D. Jones (344)	13. B. Smith (1,566)	13. J. Edwards (.508)
14. C. Sexton (325)	14. J. Clemons (1,549)	14. D. Robisch (.507)
15. C. Mills (297)	15. B. Knight (1,441)	15. K. Carr (.506)

NOTES: DARIUS GARLAND moved past Mo Williams (414 3FGM) for sole possession of 10<sup>th</sup> place in three-pointers made with his first triple against Miami on Nov. 20...CEDI OSMAN moved past Danny Ferry (543 3FGM) for sole possession of 8<sup>th</sup> place in three-pointers made with his first three against Philadelphia on Nov. 30...CEDI OSMAN passed Wesley Person (550 3FGM) for sole possession of 7<sup>th</sup> place in three-pointers made with his first three against Dallas on Dec. 17...CEDI OSMAN moved past Daniel Gibson (578) for 6<sup>th</sup> place in three-pointers made with his 3<sup>rd</sup> triple against the L.A. Clippers on Jan. 29...CEDI OSMAN moved past JR Smith (585 3FG) for 5<sup>th</sup> place in three-pointers made with his third triple against Memphis on Feb. 2...DARIUS GARLAND passed Bingo Smith (1,566 AST) for 12<sup>th</sup> place in assists with his second dish at Boston on March 1.

## DONOVAN MITCHELL HAS SET THE CAVS RECORD FOR THREE-POINTERS MADE IN A SINGLE SEASON

MOST THREES MADE IN A SINGLE SEASON IN CAVS HISTORY	
1. DONOVAN MITCHELL	214
2. J.R. Smith (2015-16)	204
3. Wesley Person (1997-98)	192
4. Kevin Love (2021-22)	187
5. Mo Williams (2008-09)	183
6. Kyrie Irving (2016-17)	177

Mitchell set the franchise record for threes made in a season with his first triple (205<sup>th</sup>) at Miami on March 8.  
Darius Garland is currently at 159 3FGM this season.

# UPCOMING REGULAR SEASON MILESTONES

\*YELLOW HIGHLIGHT INDICATES PLAYER IS NEAR MILESTONE

## JARRETT ALLEN

600 BLK (540)	Needs 60
1,000 FTM (998)	Needs 2
2,000 FGM (1,909)	Needs 91
150 Double-Doubles (144)	Needs 6

## DARIUS GARLAND

5,000 PTS (4,502)	Needs 498
300 STL (276)	Needs 24
600 3FGM (543)	Needs 57
2,000 AST (1,627)	Needs 373

## DANNY GREEN

1,600 3FGM (1,569)	Needs 31
3,000 REB (2,818)	Needs 182

## CARIS LEVERT

600 3FGM (546)	Needs 54
----------------	----------

## ROBIN LOPEZ

1,000 GP (973)	Needs 27
1,100 BLK (1,040)	Needs 60

## DONOVAN MITCHELL

10,000 PTS (9,903)	Needs 97
1,200 3FGM (1,172)	Needs 28

## EVAN MOBLEY

1,000 FGM (889)	Needs 111
-----------------	-----------

## RAUL NETO

1,000 FGM (928)	Needs 72
300 3FGM (258)	Needs 42
1,000 AST (897)	Needs 103

## ISAAC OKORO

2,000 PTS (1,709)	Needs 291
-------------------	-----------

## CEDI OSMAN

4,000 PTS (3,867)	Needs 133
700 3FGM (612)	Needs 88
1,000 AST (802)	Needs 198
400 GP (395)	Needs 5

## RICKY RUBIO

8,000 PTS (7,535)	Needs 465
700 GP (689)	Needs 11
3,000 REB (2,818)	Needs 182

## DEAN WADE

1,000 PTS (842)	Needs 158
-----------------	-----------

**NOTES:** CEDI OSMAN handed out his 700<sup>th</sup> career assist at Toronto on Oct. 19...DONOVAN MITCHELL recorded his 100<sup>th</sup> career block vs. Washington on Oct. 23...JARRETT ALLEN grabbed his 3,000<sup>th</sup> career rebound vs. Orlando on Oct. 26; became the only active player age 25 or younger with 3,000 rebounds...JARRETT ALLEN scored his 4,000<sup>th</sup> career point with his first point at Boston on Oct. 28...DONOVAN MITCHELL made his 3,000<sup>th</sup> career field goal with his 8<sup>th</sup> basket at Boston on Oct. 28...DARIUS GARLAND swiped his 200<sup>th</sup> career steal against Boston on Nov. 2...CARIS LEVERT grabbed his 1,000<sup>th</sup> career defensive rebound against Boston on Nov. 2...DONOVAN MITCHELL became the 2<sup>nd</sup> fastest player in NBA history to make 1,000 3FG with his fifth triple at Sacramento on Nov. 9 (355 games)...DARIUS GARLAND made his 400<sup>th</sup> three-pointer against Minnesota on Nov. 13, becoming the quickest Cavalier ever to reach that mark (188 games)...ROBIN LOPEZ dished out his 800<sup>th</sup> career assist against Miami on Nov. 20...RAUL NETO played in his 400<sup>th</sup> career game at Detroit on Nov. 27...DARIUS GARLAND played in his 200<sup>th</sup> career game against the L.A. Lakers on Dec. 6...JARRETT ALLEN recorded his 1,000<sup>th</sup> career offensive rebound and 200<sup>th</sup> steal against Oklahoma City on Dec. 10...DONOVAN MITCHELL scored his 9,000<sup>th</sup> career point with his 36<sup>th</sup> point against Indiana on Dec. 16...EVAN MOBLEY played in his 100<sup>th</sup> career game against Dallas on Dec. 17...ISAAC OKORO made his 500<sup>th</sup> career field goal with his 4<sup>th</sup> basket against Toronto on Dec. 23...CARIS LEVERT scored his 5,000<sup>th</sup> career point with his 7<sup>th</sup> point against Toronto on Dec. 23...JARRETT ALLEN recorded his 500<sup>th</sup> career block with his lone swat at Indiana on Dec. 29...ISAAC OKORO grabbed his 500<sup>th</sup> career rebound at Denver on Jan. 6...DONOVAN MITCHELL swiped his 500<sup>th</sup> career steal and made his 1,100<sup>th</sup> career three-pointer at Utah on Jan. 10...CARIS LEVERT made his 500<sup>th</sup> career three-pointer with his second three at Memphis on Jan. 18...DARIUS GARLAND became the 4<sup>th</sup> youngest player in Cavaliers history to reach 4,000 career points with his 12<sup>th</sup> point at New York on Jan. 24 (LeBron James, Collin Sexton, Kyrie Irving)...EVAN MOBLEY grabbed his 1,000<sup>th</sup> career rebound with his 5<sup>th</sup> board at Oklahoma City on Jan. 27...DARIUS GARLAND handed out his 1,500<sup>th</sup> career assist against Memphis on Feb. 2...DARIUS GARLAND made his 500<sup>th</sup> career triple at Indiana on Feb. 5, becoming the quickest Cavalier ever to reach that mark (227 games)...EVAN MOBLEY recorded his 100<sup>th</sup> career steal with his first swipe against Chicago on Feb. 11...DEAN WADE grabbed his 500<sup>th</sup> career rebound with his 4<sup>th</sup> board at Philadelphia on Feb. 15...EVAN MOBLEY scored his 2,000<sup>th</sup> career point with his 7<sup>th</sup> point at Atlanta on Feb. 24; Mobley (130 GP) became the 2<sup>nd</sup>-fastest Cavalier to record 2,000+ PTS and 1,000+ REB, behind only Brad Daugherty (123 GP)...JARRETT ALLEN and DONOVAN MITCHELL each played in his 400<sup>th</sup> career game against Detroit on March 4...ISAAC OKORO played in his 200<sup>th</sup> career game against Detroit on March 4...EVAN MOBLEY recorded his 200<sup>th</sup> career block against Detroit on March 4...CEDI OSMAN became just the 5<sup>th</sup> player in Cavs history to make 600 career three-pointers with his second trey against Boston on March 6...CARIS LEVERT made his 2,000<sup>th</sup> career field goal with his second basket at Miami on March 8...DANNY GREEN grabbed his 500<sup>th</sup> career offensive rebound at Charlotte on March 14...CARIS LEVERT recorded his 400<sup>th</sup> career steal with his second swipe at Charlotte on March 14.








# 2022-23 SEASON NOTES

**WINNING SEASON:** Cleveland currently has the **6th-best record in the NBA at 45-28 (29-8 at home)**, their **best start through 73 games since 2016-17 (47-26)** and **best home start since 2016-17 (29-8)**.

2022-23 BEST HOME RECORDS IN NBA		BEST OVERALL RECORDS IN NBA	
TEAM	HOME RECORD	TEAM	OVERALL RECORD
1. MEM	29-5 (.853)	1. MIL	51-20 (.718)
2. DEN	30-6 (.833)	2. BOS	49-23 (.681)
3t. GSW	29-7 (.806)	3. PHI	48-23 (.676)
3t. MIL	29-7 (.806)	4. DEN	48-24 (.667)
<b>5. CLEVELAND</b>	<b>29-8 (.784)</b>	5. MEM	44-27 (.620)
6. BOS	26-9 (.743)	<b>6. CLEVELAND</b>	<b>45-28 (.616)</b>

 **WWWWWWWW:** The Cavs had an **8-game win streak from Oct. 22-Nov. 6**, their longest since Nov. 11-Dec. 6, 2017 (13 straight wins). They also had a **7-game win streak** (Feb. 2-13) and a **5-game win streak** (Dec. 14-21).

**DOING IT ON BOTH ENDS OF THE FLOOR:** The Cavaliers rank in the **Top 10 in the NBA in both offensive (9<sup>th</sup>, 115.4) and defensive rating (1<sup>st</sup>, 109.6)** and are **on pace to have the 2nd-highest scoring average in franchise history**.

OPPONENT PPG NBA LEADERS ('22-23)		DEFENSIVE RATING NBA LEADERS ('22-23)		NET RATING NBA LEADERS ('22-23)	
TEAM	OPP. PPG	TEAM	DEF. RATING	TEAM	NET
<b>1. CLEVELAND</b>	<b>106.6</b>	<b>1. CLEVELAND</b>	<b>109.6</b>	<b>1. CLEVELAND</b>	<b>5.8</b>
2. MIA	109.5	2. MEM	110.0	2. BOS	5.5
3. PHI	110.4	3. MIL	110.1	3. PHI	5.0
4. PHX	111.6	4. BOS	111.2	4. MEM	4.0
5. MEM	112.1	5. CHI	111.7	5. DEN	3.7
MOST WINS BY 10+ POINTS ('22-23)		MOST WINS BY 20+ POINTS ('22-23)		PPG DIFFERENTIAL LEADERS ('22-23)	
TEAM	# OF WINS	TEAM	# OF WINS	TEAM	DIFF.
<b>1. CLEVELAND</b>	<b>30</b>	<b>1t. CLEVELAND</b>	<b>11</b>	<b>1. CLEVELAND</b>	<b>+5.5</b>
2. MEM	27	2. MEM	10	2. BOS	+5.4
3t. DEN	26	3t. NYK	9	3. PHI	+5.0
3t. BOS	26	3t. PHI	9	4t. MIL	+3.9
5t. PHI, PHX, MIL	24	3t. DEN	9	4t. MEM	+3.9
 <b>OFFENSIVE POWER:</b> The Cavs are averaging <b>112.2 PPG</b> , the <b>2<sup>nd</sup>-highest in franchise history</b> , behind only the 1979-80 season (114.1 PPG).					
 <b>UNDER 100:</b> The Cavs have <b>held teams to under 100 points an NBA-BEST 22 times this season</b> .					

**COMEBACK KINGS:** The Cavs have **14 wins this season when trailing in a game by at least 10 points**.

CAVS WINS WHEN TRAILING BY 10+ POINTS THIS SEASON (14 WINS)							
OPPONENT	DEFICIT	OPPONENT	DEFICIT	OPPONENT	DEFICIT	OPPONENT	DEFICIT
10/23 vs. WAS	10	11/27 at DET	12	1/4 vs. PHX	11 *	3/6 vs. BOS	15 *
10/28 at BOS	15 *	12/16 vs. IND	13 *	1/12 at POR	14	3/12 at CHA	16 *
11/2 vs. BOS	12 *	12/17 vs. DAL	10 *	1/16 vs. NOP	13 *		
11/6 at LAL	12	1/2 vs. CHI	21 *	2/11 vs. CHI	13 *		

\*Denotes games in which Cavs trailed by double-digits in the second half and won (10 games)

**EXTRA ENERGY:** In overtime games this season, the Cavs are a **PERFECT 7-0**, their **most OT wins in a single season in franchise history** and **most by any NBA team this season**. Dating back to last season, Cleveland has **won 9 consecutive overtime games (the 7<sup>th</sup>-longest streak in NBA history)**.



## DONOVAN'S DOMINANCE:

**DONOVAN MITCHELL** has put up strong numbers through his first 61 outings with Cleveland, averaging a career-best 27.4 PPG (8<sup>th</sup> in NBA, career highs .477 FG% and .876 FT%), 4.1 RPG, 4.6 APG and 1.52 SPG (14<sup>th</sup> in NBA) in 35.5 MPG. He has scored 20+ PTS 46 times, 30+ PTS 25 times and 40+ PTS 9 times. He is 1 OF ONLY 3 PLAYERS IN THE NBA AVERAGING AT LEAST 25.0 PPG AND 1.0 SPG WHILE SHOOTING .470+ FG% AND .370+ 3FG% (Stephen Curry, Kyrie Irving).

**SPIDA SCORES 71:** In a win over Chicago on Jan. 2, Mitchell tallied a **CAREER-HIGH 71 POINTS** on 22-34 (.647) shooting from the field, including 7-15 (.466) from beyond the arc and 20-25 (.800) shooting from the free throw line, a game-high 11 assists, eight rebounds and one block in a career-high 50 minutes. He set several historical marks that night in the diagram below:

### MOST 40-PT GAMES BY A PLAYER IN FIRST SEASON WITH A TEAM IN NBA HISTORY

PLAYER	40-PT GAMES
1. Wilt Chamberlain (1959-60, PHI)	32
2. Walt Bellamy (1961-62, CHI)	12
3t. <b>DONOVAN MITCHELL (2022-23, CLE)</b>	9
3t. Oscar Robertson (1960-61, CIN)	9
3t. Kareem Abdul-Jabbar (1969-70, MIL)	9

### SPIDA ALREADY OWNS THE 3RD-MOST 40-POINT GAMES IN CAVALIERS HISTORY

PLAYER	40-PT GAMES
1. LeBron James	51
2. Kyrie Irving	11
3. <b>DONOVAN MITCHELL</b>	9

## SPIDA SENSES 71

### 7TH PLAYER IN NBA HISTORY TO RECORD 70+ POINTS IN A GAME

He joined Wilt Chamberlain, Kobe Bryant, David Thompson, David Robinson, Elgin Baylor and Devin Booker.

### 71 POINTS SET CAVALIERS SCORING RECORD

Mitchell shattered the franchise's single game scoring record, beating the previous mark of 57 by LeBron James (11/3/17 at WAS) and Kyrie Irving (3/12/15 vs. SAS)

### 1ST PLAYER TO HAVE A 70-PT/10-AST GAME IN NBA HISTORY

Mitchell also became the FIRST PLAYER in league history with his stat line (71 PTS, 11 AST, 8 REB).

### 4TH CAVS PLAYER EVER TO SCORE 24 POINTS IN A QUARTER

He had 24 PTS in the 3<sup>rd</sup> Q, becoming the 4th player in Cavs history with 24+ points in a period (LeBron James, Kevin Love, Darius Garland).



### MOST POINTS IN ANY NBA GAME SINCE 2006

Mitchell's performance was the biggest since Kobe Bryant's 81-point game against Toronto on Jan. 22, 2006.

### 99 POINTS SCORED OR ASSISTED – 2<sup>ND</sup> MOST EVER!

The 99 points Mitchell created were the 2nd most ever behind the night Wilt Chamberlain scored 100 points in 1962, per ESPN Stats & Information research. Chamberlain also had two assists, creating 104 PTS that night.

### SCORED 55 POINTS AFTER HALFTIME

After a 16-point first half, Mitchell scored 42 points in the second half (MOST EVER BY A CAV IN EITHER HALF) and 13 of Cleveland's 15 points in overtime.

### HELPED CAVS OVERCOME 21-POINT DEFICIT

It was the Cavs' biggest come-from-behind victory this season. Mitchell had 18 PTS in the 4<sup>th</sup> Q, including the game-tying tip-in to send the game into overtime.

### MOST POINTS IN A GAME IN NBA HISTORY

DATE	PLAYER	POINTS
March 2, 1962	Wilt Chamberlain	100
Jan. 22, 2006	Kobe Bryant	81
Dec. 8, 1961	Wilt Chamberlain	78
April 9, 1978	David Thompson	73
Nov. 16, 1962	Wilt Chamberlain	73
Jan. 13, 1962	Wilt Chamberlain	73
Nov. 3, 1962	Wilt Chamberlain	72
<b>JAN. 2, 2023</b>	<b>DONOVAN MITCHELL</b>	<b>71</b>
Feb. 26, 2023	Damian Lillard	71
April 24, 1994	David Robinson	71
Nov. 15, 1960	Elgin Baylor	71

\*Mitchell was also just the 4<sup>th</sup> NBA player in league history to make 20 FG and 20 FT in a single game, joining Wilt Chamberlain (3/2/62), Devin Booker (3/24/17) and Michael Jordan (3/28/90).



★ **ALL-STAR STARTER:** Mitchell was selected as a **starter** for the 2023 NBA All-Star Game in Salt Lake City, Utah (Feb. 19). It marked the 4<sup>th</sup> NBA All-Star selection for Mitchell (2020-2023) and his 1<sup>st</sup> time as a starter.

★ **THE SPIDA SHOW:** At the 2023 NBA All-Star Game, Mitchell posted the **MOST POINTS** ever scored by a Cavalier in an All-Star Game, tallying 40 PTS, 10 AST and 8 3FGM. No other player in NBA history has ever reached those marks in an All-Star Game.



MOST POINTS SCORED BY A CAVALIER IN AN NBA ALL-STAR GAME		MITCHELL BECAME THE 4TH CAVALIERS PLAYER EVER TO BE NAMED AN NBA ALL-STAR STARTER	
CAVS PLAYER/YEAR	POINTS	CAVS PLAYER	YEAR AS ALL-STAR STARTER
<b>DONOVAN MITCHELL (2023)</b>	<b>40</b>	LeBron James (10 times)	2005-2010, 2015-2018
Kyrie Irving (2014)	31	Kyrie Irving (2 times)	2014, 2017
LeBron James (2015)	30	Shawn Kemp	1998
<i>Mitchell also became the 1<sup>st</sup> player in NBA All-Star Game history to tally 40+ PTS and 10+ AST.</i>		<b>DONOVAN MITCHELL</b>	<b>2023</b>
		<i>Mitchell was the 1<sup>st</sup> Cavalier selected as an All-Star Game starter since LeBron James in 2018.</i>	

🏀 **2X PLAYER OF THE WEEK:** Mitchell has been named the **EASTERN CONFERENCE PLAYER OF THE WEEK** twice this season: Week 9 (Dec. 12-18) and Week 12 (Jan. 2-8). Only 5 other Cavaliers have won multiple POW awards in franchise history (LeBron James-42, Kyrie Irving-4, Andre Miller-2, Terrell Brandon-2, Mike Mitchell-2).

🏀 **SCORING LIKE WILT:** Mitchell topped the 30-point mark 5 times in his first 6 games, including one 40+ PT performance (41 PTS at BOS on 10/28). He became just the **2ND PLAYER IN NBA HISTORY** to record 30+ points in 5 of his first 6 games with a team, joining Wilt Chamberlin (his first 6 games in 1959 with the Warriors).

🏀 **FIRST 10:** Mitchell scored 319 points in the first 10 games, the most by a player in their first 10 outings with the Cavaliers EVER! It was also the 2nd-most points scored by any NBA player in their first 10 games with a team in league history, behind only Wilt Chamberlain (371 points in 1959).

🏀 **RACE TO 1,000:** Mitchell became the **2ND FASTEST PLAYER IN NBA HISTORY** to make **1,000 3FG** with his fifth triple at Sacramento on Nov. 9. He also has the 5<sup>th</sup>-most 3FG since entering the NBA.

FASTEST TO <b>1,000</b> CAREER 3FGM IN NBA HISTORY		MOST 3FGM SINCE 2017-18	
PLAYER	GAMES TO REACH 1,000 3FGM	PLAYER	3FGM
Buddy Hield	350	1. Buddy Hield	1,534
<b>DONOVAN MITCHELL</b>	<b>355*</b>	2. Stephen Curry	1,434
Stephen Curry	369	3. James Harden	1,360
<i>Mitchell made his 1,000<sup>th</sup> career triple on Nov. 9</i>		4. Damian Lillard	1,343
		<b>5. DONOVAN MITCHELL</b>	<b>1,172</b>
<b>Mitchell is the FASTEST player in NBA history to reach 9,000 PTS and 1,000 3FG (371 games)</b>			







**DG THE PG:** In his 62 appearances, **DARIUS GARLAND** is averaging a career-high 21.9 points (25<sup>th</sup> in NBA), a team-high 7.8 assists (8<sup>th</sup> in NBA) and 1.27 steals (23<sup>rd</sup> in NBA) in 35.2 minutes. He is also shooting a career-high .416 from three (15<sup>th</sup>-best in NBA), has 17 double-doubles and has scored 30+ PTS 8 times and 40+ PTS 3 times.

NBA PLAYERS W/ 20.0+ PPG, 7.0+ APG, .400+ 3FG% (2022-23)
PLAYER
<b>*DARIUS GARLAND, CLE</b>
Tyrese Haliburton, IND

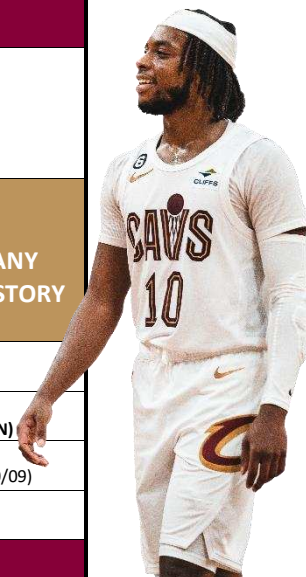
GARLAND'S HIGHEST SCORING GAMES	
PTS	DATE/OPP.
*51	11/13/22 vs. MIN
*46	12/26/22 vs. BKN
41	3/8/22 at IND
*41	11/18/22 vs. CHA
<i>*This Season</i>	

**HOT SHOOTING SINCE FEBRUARY:** Since Feb. 1, Garland is shooting a staggering 50-109 (.459) from beyond the arc, the 5<sup>th</sup>-BEST clip among players with 40+ 3FGM over that stretch.

**41 PTS, 6 AST, 5 STL:** In a win over Charlotte on Nov. 18, Garland tallied a game-high 41 points (16-26 FG), six assists, a career-high five steals and one block in a career-high 48 minutes. He became just the **2nd Cavs player in team history to record 40+ PTS, 5+ AST and 5+ STL (LeBron James – 47 PTS, 8 AST, 5 STL on Feb. 6, 2010 vs. NYK).**

**51-POINT EXPLOSION:** Against Minnesota on Nov. 13, Garland finished with a **career-high 51 points** on 16-30 (.533) shooting from the field, including 10-14 (.714) shooting from beyond the arc, a team-high six assists, two rebounds and one steal in 40 minutes. **Check out historical marks he achieved that night below:**

DG'S 51-POINT NIGHT			
6 <sup>TH</sup> PLAYER IN NBA HISTORY TO RECORD			
50+ PTS, 10+ 3FG AND 5+ AST			
(STEPHEN CURRY, DAMIAN LILLARD, KYRIE IRVING, JAMES HARDEN AND KLAY THOMPSON)			
4 <sup>TH</sup>	3 <sup>RD</sup>	MOST	2 <sup>ND</sup>
CAVS PLAYER TO SCORE 50 POINTS IN A GAME	CAVS PLAYER TO MAKE 10+ 3FG IN A GAME	POINTS IN A 4 <sup>TH</sup> QUARTER IN CAVS HISTORY	MOST POINTS SCORED IN ANY SINGLE QUARTER IN CAVS HISTORY
LeBron James (9 times)	Kyrie Irving (11 3FG, 1/28/15)	27 PTS DARIUS GARLAND (11/13/22 vs. MIN)	34 PTS (1 <sup>st</sup> Q) Kevin Love (11/23/16 vs POR)
Kyrie Irving (2 times)	C.J. Miles (10 3FG, 1/7/14)	24 PTS LeBron James (1/6/08 at TOR)	27 PTS (4 <sup>th</sup> Q) DARIUS GARLAND (11/13/22 vs MIN)
Walt Wesley (2/19/71)	DARIUS GARLAND (10 3FG, 11/13/22)	23 PTS LeBron James (12/4/15 at NOP)	24 PTS (3 times, LeBron James) (4 <sup>th</sup> Q 1/6/08, 1 <sup>st</sup> Q 4/11/08, 3 <sup>rd</sup> Q 2/20/09)
DARIUS GARLAND (11/13/22)		23 PTS LeBron James (11/12/17 vs. BKN)	24 PTS (3 <sup>rd</sup> Q) Donovan Mitchell (1/2/23 vs. CHI)
SET CAREER HIGHS IN POINTS (51), FGM (16) & 3FGM (10)			



**THE RETURN OF DG:** In his return from injury in a win over Boston on Nov. 2, Garland posted 29 PTS, 12 AST, 5 REB, 3 STL and just 1 turnover in 42 minutes. Only 2 other Cavaliers have ever recorded 25+ PTS, 10+ AST, 5+ REB, 3+ STL and 1 turnover or less in a single game.

THE ONLY CAVS PLAYERS TO RECORD		
25+ PTS, 10+ AST, 5+ REB, 3+ STL and 1 TURNOVER OR LESS		
PLAYER	DATE/OPPONENT	STAT LINE
DARIUS GARLAND	11/2/22 vs. BOS	29 PTS, 12 AST, 5 REB, 3 STL, 1 TOV
LeBron James	1/16/05 at SEA	35 PTS, 11 AST, 5 REB, 4 STL, 1 TOV
Randy Smith	1/29/80 vs. LAL	31 PTS, 10 AST, 5 REB, 3 STL, 1 TOV





**DOUBLE-DOUBLE JA:** JARRETT ALLEN has posted a team-high 29 double-doubles, tied for 17<sup>th</sup>-most in the NBA. He is averaging 14.4 points (.649 FG%), 9.8 rebounds, 0.82 steals and 1.21 blocks in 33.0 minutes.

**MR. ACCURACY:** Allen currently owns the HIGHEST FG% in franchise history at .648 in his 169 games with the Cavaliers (min. 100 FGM).

**HIGH RANKING:** This season, Allen ranks 4<sup>th</sup> in the NBA in FG%, 11<sup>th</sup> in RPG and 18<sup>th</sup> in BPG.

**THE ONLY ONE:** Allen is the ONLY PLAYER in the East shooting .600+ FG% and averaging 14.0+ PPG.

## JARRETT ALLEN'S CAREER 20-REBOUND GAMES

REB	DATE/OPP.
24	1/16/19 at HOU
22	2/4/22 at CHA
21	11/25/19 at CLE
<b>*20</b>	<b>11/7/22 at LAC</b>
<i>*This Season</i>	


## 2022-23 NBA LEADERS IN CONTESTED SHOTS PER GAME

PLAYER	CONT. SHOTS PER GAME
1. Brook Lopez, MIL	17.4
2. Nic Claxton, BKN	11.9
3. Ivica Zubac, LAC	11.6
<b>4. JARRETT ALLEN, CLE</b>	<b>11.4</b>
5. Kristaps Porzingis, WAS	11.3
<b>6. EVAN MOBLEY, CLE</b>	<b>11.1</b>

## BEST FG% IN EASTERN CONFERENCE

PLAYER	FG%
1. Nic Claxton, BKN	.708
<b>2. JARRETT ALLEN, CLE</b>	<b>.649</b>
3. Clint Capela, ATL	.641



**MARVELOUS MOBLEY:** EVAN MOBLEY, a 2023 NBA Rising Star , has played in 71 games and is averaging 16.2 points (.549 FG%-18<sup>th</sup> best in NBA), a career-high 8.9 rebounds (20<sup>th</sup> in NBA), 2.7 assists, 0.77 steals and 1.41 blocks (10<sup>th</sup> in NBA) in 34.2 minutes, while posting 21 double-doubles.

## 2022-23 NBA PLAYERS AVERAGING 15.0+ PPG ON .500+ FG%, 8.0+ RPG, 2.0+ APG and 1.0+ BPG

NBA PLAYER
Joel Embiid, PHI
<b>*EVAN MOBLEY, CLE</b>
Anthony Davis, LAL

**19 BUCKETS VS. BUCKS:** Mobley scored a career-high 38 PTS (19-27 FG) in a win over Milwaukee on Jan. 21. All 38 of his points came without making a single 3FG or FT, becoming just the 4<sup>th</sup> NBA player since three-pointers were adopted in 1979 to accomplish that feat with 38+ PTS.

## NBA PLAYERS SINCE 1979 TO TALLY 38+ PTS W/ 0 3FGM &amp; 0 FTM IN A SINGLE GAME

PLAYER/DATE	STAT LINE
Hakeem Olajuwon (1/30/97 vs. DEN)	48 PTS, 0 3FGM, 0 FTM
Alex English (12/6/88 at NYK)	38 PTS, 0 3FGM, 0 FTM
Alex English (3/3/84 vs. UTA)	44 PTS, 0 3FGM, 0 FTM
George Gervin (1/25/85 vs. SAS)	42 PTS, 0 3FGM, 0 FTM
<b>EVAN MOBLEY (1/21/23 vs. MIL)</b>	<b>38 PTS, 0 3FGM, 0 FTM</b>

**SCORING AND BLOCKING:** Mobley has scored in double figures in 64 games so far and has blocked at least one shot in 53 outings, including a career-best 8-block performance at Detroit on Nov. 4.

## MOST GAMES WITH AT LEAST 1 BLOCK IN NBA THIS SEASON

GAMES	PLAYER
59	Brook Lopez, MIL
58	Nic Claxton, BKN
54	Walker Kessler, UTA
<b>53</b>	<b>EVAN MOBLEY, CLE</b>
52	Myles Turner, IND

**A BIT OF EVERYTHING:** Mobley tallied 21 points, a career-high 18 rebounds, five assists, two blocks and one steal in a career-high 45 minutes during a win over Charlotte on Nov. 18. He became just the 9<sup>th</sup> player in Cavaliers history with 20+ PTS, 15+ REB, 5+ AST, 2+ BLK and 1+ STL (LeBron James, Brad Daugherty, Campy Russell, Andre Drummond, Kevin Love, Drew Gooden, Bingo Smith, Cliff Robinson).

## MOST BLOCKS IN A SINGLE GAME IN CAVS HISTORY

BLOCKS	CAVS PLAYER	DATE/OPP.
11	Larry Nance	1/7/89 vs NYK
9	Hot Rod Williams	2/3/88 at WAS
<b>8</b>	<b>EVAN MOBLEY</b>	<b>11/4/22 at DET</b>
8	Larry Nance	11/27/91 vs PHI
8	Larry Nance	3/26/93 at PHI
8	Larry Nance	4/10/92 at NJ

**FIRST 100 GAMES:** Mobley is the ONLY player in Cavs history to accumulate 1,400+ PTS on .500+ FG%, 800+ REB, 200+ AST and 150+ BLK in their first 100 career games.

**DOING IT ALL:** In a win at New Orleans on Feb. 10, Mobley became the FIRST PLAYER IN CAVS HISTORY to finish a game with 28+ PTS, 13+ REB, 3+ STL, 2+ BLK and .722+ FG%.





**ICE HOT:** Over the last 41 games, **ISAAC OKORO** is shooting .541 (119-220) from the field and .430 (46-107) from beyond the arc.

OKORO ON THE RISE	
NUMBERS OVER THE LAST 41 GAMES	
.541 FG%, .430 3FG%, 8.1 PPG, 2.8 RPG, 1.5 APG	
NUMBERS OVER THE FIRST 32 GAMES	
.414 FG%, .224 3FG%, 4.4 PPG, 2.1 RPG, 0.7 APG	

**PLAY EVERY GAME:** Okoro is the **only Cavalier** this season to play in every game so far (73 GP).

**PEANUT BUTTER AND CEDI:** CEDI OSMAN has scored in double figures in **27** games (6 20-PT games) and is averaging **8.8** points and **2.3** rebounds in **20.6** minutes off the bench. He became the **2nd** Cavalier since 1985-86 to record 10+ points off the bench in the Cavs first four games of a season (Jordan Clarkson, 2018-19).

**15+ POINTS:** Osman scored at least 15 PTS in each of the first 3 games, becoming just the **4<sup>th</sup> player in Cavaliers history** to record three straight games with 15+ points off the bench to start a season.

**CED3:** In a win over the L.A. Clippers on Jan. 29, Osman went a perfect 7-7 from beyond the arc and scored a career-high tying 29 PTS in 22 MIN off the bench. He became just the **3rd player in franchise history** to finish a game a perfect 7-7 or better from three, joining Kyrie Irving (7-7, 3/12/15) and Mo Williams (7-7, 11/28/09), and is the **1st** Cavaliers reserve to do so.

2022-23 NBA BENCH LEADERS IN PLUS/MINUS	
+/-	PLAYER
+292	1. Isaiah Joe, OKC
+225	2. Immanuel Quickley, NYK
<b>+215</b>	<b>3. CEDI OSMAN, CLE</b>

THE ONLY CAVS PLAYERS TO OPEN A SEASON WITH 3 STRAIGHT GAMES OF 15+ PTS OFF THE BENCH	
PLAYER	YEAR
Campy Russell	1976-77
Austin Carr	1978-79
Jordan Clarkson	2018-19
<b>CEDI OSMAN</b>	<b>2022-23</b>

CAVS PLAYERS TO SHOOT A PERFECT 7-7 3FG IN A SINGLE GAME (ALL-TIME)	
PLAYER	DATE/OPPONENT
Mo Williams (7-7 3FG)	3/12/15 at SAS
Kyrie Irving (7-7 3FG)	11/28/09 vs. DAL
<b>CEDI OSMAN (7-7 3FG)</b>	<b>1/29/23 vs. LAC</b>
*Osman is the <b>1<sup>ST</sup> BENCH PLAYER IN CAVS HISTORY</b> to accomplish this feat, and is also the <b>2<sup>ND</sup> PLAYER IN TEAM HISTORY</b> to finish a game with 29+ PTS in 22 MIN or fewer.	

**ALL ABOUT VERT:** CARIS LEVERT has scored in double figures in 42 games, including a 41-point outburst at Boston on Oct. 28, and is averaging **11.9** points, **3.9** rebounds and **4.0** assists in **30.1** minutes.

**WHEN CALLED TO START:** In 28 games where LeVert has been a starter this season, he has averaged **15.2** points, **4.4** rebounds, **5.0** assists and a **.417** (65-156) clip from three in 34.3 minutes.

**20+ POINT NIGHTS:** LeVert has topped the 20-point mark **12** times this season, including a stretch of **3** straight 20-plus point performances from Dec. 9-12 and consecutive 20-point games on **4** occasions this season.

LEVERT'S CAREER 40-POINT GAMES	
POINTS	DATE/OPPONENT
51	3/3/20 at BOS
43	1/8/21 at MEM
42	2/4/22 vs. CHI
<b>*41</b>	<b>10/28/22 at BOS</b>
<b>*This Season</b>	



## JERSEY NUMBERS: Here's a breakdown of the Cavaliers' 2022-23 record by jersey.

White: 16-12

Wine: 17-6

Black: 8-7

City: 4-3



## RECENT TRANSACTIONS:

**3/14/23** – The Cavaliers signed guard Sam Merrill to a multi-year contract.

**3/3/23** – The Cavaliers signed guard Sam Merrill to a 10-day contract.

**2/18/23** – The Cavaliers reached a buyout agreement with forward Kevin Love, making him a free agent.

**2/15/23** – The Cavaliers signed forward Danny Green for the remainder of the 2022-23 season.

**10/15/22** – The Cavaliers exercised the third-year (2023-24) contract option on Evan Mobley and the fourth-year (2023-24) contract option on Isaac Okoro; also waived Sharife Cooper, Mamadi Diakite, Nate Hinton, R.J. Nembhard and Jamorko Pickett.

**9/27/22** – The Cavaliers signed forward Dean Wade to a multi-year contract extension.

**9/26/22** – The Cavaliers added forwards Mamadi Diakite and Jamorko Pickett and guards Nate Hinton and Sharife Cooper to their 2022 training camp roster.

**9/3/22** – The Cavaliers acquired NBA All-Star guard Donovan Mitchell in a trade with the Utah Jazz; In exchange, Cleveland

sent guard Collin Sexton (via sign and trade), forward Lauri Markkanen, guard Ochai Agbaji and three future unprotected first round draft picks (2025, 2027, 2029) to Utah, while also agreeing to pick swaps in 2026 and 2028.

**7/9/22** – The Cavaliers signed guard Darius Garland to a multi-year contract extension.

**7/8/22** – The Cavaliers signed guard Ricky Rubio, center Robin Lopez and guard Raul Neto.

**7/3/22** – The Cavaliers signed guard R.J. Nembhard to a Two-Way contract.

**7/2/22** – The Cavaliers signed 2022 NBA Draft picks Ochai Agbaji and Isaiah Mobley (Two-Way).

**6/28/22** – The Cavaliers extended a qualifying offer to guard Collin Sexton and a Two-Way contract qualifying offer to guard R.J. Nembhard.

**6/24/22** – The Cavaliers selected guard Ochai Agbaji from the University of Kansas with the 14th overall pick in the 2022 NBA Draft; also selected center Khalifa Diop with the 39th pick out of Senegal, forward Isaiah Mobley with the 49th pick out of USC and forward Luke Travers with the 56th pick out of Australia.



# CAVALIERS OFF THE COURT NOTES

## CAVALIERS SEASON OF GIVING:



**CAVALIERS COACHES AND PLAYERS DELIVER SMILES AND GIFTS TO PATIENTS AT CLEVELAND CLINIC CHILDRENS:** 'Tis the season to spread holiday cheer and that's exactly what the Cleveland Cavaliers did on Tuesday, December 20th. The team visited with patients at Cleveland Clinic Children's and went from room-to-room, bringing joy and holiday gifts to the young patients and their families. The annual Holiday Hospital Visit is part of the Cavs Season of Giving, presented by UPS.

**THANKFUL FOR ALL HOLIDAY DINNER:** The Cleveland Cavaliers 2022 Season of Giving Delivered by UPS tipped off on Thursday, November 17th with their "Thankful for ALL" holiday dinner at Rocket Mortgage FieldHouse for families that are part of Cleveland Metropolitan School District's Project ACT. The surprise

hosts for the evening were Cavs players **Isaac Okoro** and **Lamar Stevens** who were also joined by head coach **J.B. Bickerstaff**, assistant coach **Luke Walton** and members of the front office and senior leadership team who served the 150 special guests the traditional Thanksgiving meal of turkey with all the fixings.



Stevens (pictured right) also partnered with The Light Center Recovery and several other organizations locally to serve the Akron, OH area by giving out over 150 turkeys and providing an early Thanksgiving dinner for 100+ members of the community at the Ed Davis Community Center in Akron on November 19th.

**JARRETT ALLEN – MEALS & MATH:** Cavs center Jarrett Allen hosted his sixth annual Meals + Math Thanksgiving event on November 17. The budgeting event provided 25 kids from a local Cleveland elementary school and their families with Thanksgiving groceries while simultaneously teaching kids about math and budgeting.



With support from Giant Eagle, Allen gave each participant a sample grocery list, calculator, and budget of \$100 (in the form of a Giant Eagle gift card). Allen joined volunteers from the Cavs to help the participants calculate costs and budget their meals. In conjunction with this event, Allen also partnered with Microsoft to provide each student with a Surface Tablet and with Beats by Dre to provide EP headphones. Participants also received items for the Cavs and the NBA.

**DARIUS GARLAND TURKEY DRIVE:** Cavs guard Darius Garland organized a turkey and Thanksgiving meal giveaway on November 17 at Warrensville Heights High School where he gave away more than 250 turkeys and Thanksgiving meals to the community.



**CAVALIERS SURPRISE VISIT TO GIANT EAGLE:** As part of the season of giving, Evan Mobley, Darius Garland and Donovan Mitchell gave Clevelanders a surprise visit to a local Giant Eagle and were joined by their families to ring up holiday shoppers and take care of the check as part of our annual Season of Giving.

**DYLAN WINDLER PROVIDES TARGET SHOPPING SPREE:** Cavs forward Dylan Windler surprised 15 single moms and their kids from The Haven Home (an organization that compassionately serves under-resourced women and their children by empowering sustainable independence) with a Target shopping trip in December for the holidays. The families got to pick out gifts and to make their list and check it twice. Each family also left with a little surprise to be sure their holiday cheer didn't stop there!



## IMPACTING YOUTH OFF THE COURT:

**DONOVAN MITCHELL & YMCA OF GREATER CLEVELAND:** Mitchell in the month of December donated Adidas clothing and apparel to the YMCA of Greater Cleveland during a family night event to help provide some winter essentials to the community.

**KEVIN LOVE | WORLD MENTAL HEALTH DAY:** Hundreds gathered at Rocket Mortgage FieldHouse on October 10<sup>th</sup> for World Mental Health Day for a multi-school district mental health and safety summit, hosted by the Kevin Love Fund. The kids and teachers in attendance from across Greater Cleveland were surprised by Kevin Love himself at the event where he talked to the crowd for 15 minutes sharing his thoughts on mental health and his mental health journey.

**DARIUS GARLAND & OTHER CLEVELAND ATHLETES PROMOTE THE BOYS & GIRLS CLUB:** To help promote the Boys & Girls Clubs of Northeast Ohio and their efforts to increase the number of kids it serves, Darius Garland along with Myles Garrett and Kareem Hunt of the Cleveland Browns and United States Olympian (Cleveland native) Katie Nageotte contributed to a fight song for Cleveland called “The Land”, which served as a rallying effort to try and help double the number of kids the Boys & Girls Clubs of Northeast Ohio serves by 2025. It was released on December 21st and hit close to home for Garland who went to the Boys & Girls Club growing up as a child.



## RICKY RUBIO | ONE MONTH ONE CAUSE

Once a month In order to encourage and support the work of social organizations in Cleveland, the Ricky Rubio Foundation promotes One Month One Cause which proposes to invite, once a month, a community entity to a Cavaliers game.



This project provides 30 tickets to a representative of the organization to dispose of them and extend the invitation to whomever he or she deems appropriate. Once the game is over, the representative will take a picture with Ricky Rubio on the field.

With this initiative, The Ricky Rubio Foundation pursues multiple objectives. To promote social values, promote social participation, raise awareness among Cavaliers stakeholders and raise awareness about different social issues.

**RICKY RUBIO | BOYS HOPE GIRLS HOPE:** During the month of December, Ricky Rubio used his one month one cause program to showcase and support Boys Hope Girls Hope of Northeast Ohio. They are an organization that seek to nurture and guide motivated young people in need to become well-educated and career-ready men and women for others. Rubio helped support and showcase their efforts in providing dynamic family-like environments, goal setting and mentoring, as well as emotional, social, and spiritual support for young people in the USA and Latin America.

Rubio has also partnered with other organizations like Prayers for Maria, American Cancer Society, A Breathe of Hope, Special Olympics Ohio, Volunteers of America, LUNgevity Foundation and more.

## ALL-STAR WEEKEND:

### DONOVAN MITCHELL GIFTS GRAMBLING STATE UNIVERSITY HIS NEW SIGNATURE SHOE THE D.O.N ISSUE #4:

During All-Star Weekend, Adidas announced the extension of its partnership with Grambling State University, An HBCU located in Grambling, Louisiana.

With this partnership, GSU had the chance to highlight their school, its values and its culture and had the opportunity to spread awareness to HBCU's.

As part of the announcement, Donovan Mitchell surprised GSU players with specifically designed pairs of D.O.N Issue #4 exclusive colorway prior to the HBCU Classic, which spotlights the basketball programs of Historically Black Colleges.

In return, GSU gifted Mitchell his very own customized Tigers jersey for his collaboration and support of their school.



**EVAN MOBLEY – NBA CARES:** As part as the NBA's Day of Service, Evan Mobley and other NBA Rising Stars volunteered with NBA Cares to package 500 backpacks filled with food and essentials for those facing homelessness in Salt Lake City.




It was Mobley's second time involved with NBA Cares during All-Star Weekend having participated in last year's Rising Stars event at the 2022 NBA All-Star Weekend in Cleveland.

## HISTORICAL ACHIEVEMENT:

### BRAD DAUGHERTY BECAME THE FIRST BLACK PRINCIPAL OWNER TO WIN DAYTONA 500:

On Sunday Feb. 19, Bally Sports Ohio Analyst and Cavalier legend Brad Daugherty became the first black principal NASCAR owner to ever win the Daytona 500. The No. 47 car was driven by Ricky Stenhouse Jr.

It was alongside co-owners and longtime business partners Jodi and Tad Geschickter of JTG Daugherty Racing that the win was captured on NASCAR's biggest stage.





## #31 Jarrett Allen

Center - 6-11 - 248lbs - 04/21/1998 - Texas/USA

6th Year Pro

**PERSONAL:** Is the son of Leonard and Cheryl Allen...has one older brother, Leonard II...father, Leonard, played basketball at San Diego State (1982-85); he was selected by the Dallas Mavericks in the third round of the 1985 NBA Draft (50th overall pick) and played professionally in Europe...won a gold medal with the USA U18 National Team at the FIBA Americas U18 Championship in July 2016 in Valdivia, Chile...attended St. Stephen's Episcopal HS in Austin, Texas...is interested in computers.

	GP	GS	PPG	RPG	APG	SPG	BPG	MPG	FG%	3FG%	FT%		2022-23 HIGHS	CAREER HIGHS
2022-23	62	62	14.4	9.8	1.7	0.82	1.21	33.0	.649	.111	.728	PTS	24 5 times	29 at CHA 2/4/22
Career	403	338	12.0	8.9	1.4	0.59	1.34	27.6	.630	.183	.703	FGM	12 at NYK 1/24/23	13 at WAS 12/3/21
	POINTS				REB	AST	BLK	STL						
	10+	20+	30+		10+	10+	3+	3+	DBL-DBL			TPL-DBL		
2022-23	47	16	--		34	--	6	3	29		--			
Career	259	48	--		176	--	55	6	144		--			
RECENT GAMES														
OPPONENT	W/L	MIN	FG-A	3P-A	FT-A	OR	DR	TR	A	PF	ST	TO	BS	PTS
3/17 vs. WAS	W								Inactive - Injury					
3/15 vs. PHI	L								Inactive - Injury					
3/14 at CHA	W								Inactive - Injury					
3/12 at CHA	W								Inactive - Injury					
3/10 at MIA	L	34:11	2-5	0-0	2-2	4	9	13	4	1	1	1	4	6
Injury List — Missed 1 game due to Left Ankle; Soreness (11/13); Missed 1 game due to Illness; Non-Covid Related (11/16); Missed 4 games due to Low Back; Contusion (11/27, 11/28, 12/2, 12/4); Missed 1 game due to Back; Contusion (4/4/20); Missed 4 games due to Right Forearm Contusion (3/12, 3/14, 3/15, 3/17)														
OREB	9	vs. DET 2/8/23												11 at CHA 2/4/22
DREB	16	at LAC 11/7/22												18 at HOU 1/16/19
TREB	20	at LAC 11/7/22												24 at HOU 1/16/19
ASTS	6	at POR 1/12/23												8 vs. SAC 8/7/20
STLS	3	3 times												3 6 times
BLKS	4	2 times												6 2 times
MINS	46	vs. CHA 11/18/22												46 vs. CHA 11/18/22

**Injury List** — Missed 1 game due to Left Ankle; Soreness (11/13); Missed 1 game due to Illness; Non-Covid Related (11/16); Missed 4 games due to Low Back; Contusion (11/27, 11/28, 12/2, 12/4); Missed 1 game due to Back; Contusion (11/30); Missed 4 games due to Right Eye; Contusion (3/12, 3/14, 3/15, 3/17)

## NOTES:

- 🏆 Tallied a team-high tying 24 points on 12-17 (.705) shooting from the field, a team-high 12 rebounds and one block in 39 minutes on Jan. 24 at NYK.
- 🏆 Contributed his 17th double-double of the season with 24 points on 9-12 (.750) shooting from the field, a team-high 11 rebounds, five assists, two steals and one block in 37 minutes. Allen scored 18 of his points in the 2nd half on 6-7 (.857) shooting from the field, marking his highest scoring total in the 2nd half this season.
- 🏆 Contributed his 16th double-double of the season with a season-high tying 24 points on 11-17 (.647) shooting from the field, a team-high 10 rebounds, six assists and one steal in 39 minutes on Jan. 12 at POR. It was the fifth time in his career with 6+ assists and his first career game with 20+ PTS, 10+ REB and 5+ AST.
- 🏆 Recorded his 14th double-double of the season with 19 points on 8-11 (.727) shooting from the field, a game-high 14 rebounds, one steal and one block in 38 minutes on Dec. 29 at IND. His lone blocked of the game was his 500th career blocked shot.
- 🏆 Chipped in his 11th double-double of the season with 21 points on 7-9 (.778) shooting from the field, 11 rebounds, one steal and one block in 37 minutes of play on Dec. 10 vs. OKC. He also recorded his 1,000th career offensive rebound and 200th career steal in the game.
- 🏆 Chipped in 24 points on 11-14 (.785) shooting from the field, 11 rebounds, three steals and one block in 38 minutes on Dec. 6 vs. LAL.
- 🏆 Tallied his second 20-10 game of the season with a season-high 24 PTS on 10-12 (.833) shooting from the field, a game-high 13 REB, 2 AST and 1 STL in 36 MIN of play on Nov. 23 vs. POR.
- 🏆 Contributed his eighth double-double of the season with 20 points on 8-11 (.727) shooting from the field, 12 rebounds and a season-high four blocks in a career-high 46 minutes of play on Nov. 18 vs. CHA.
- 🏆 Recorded 10 PTS, a game-high 20 REB, 3 AST and a game-high 2 BLK in 33 MIN on Nov. 7 at LAC. It was the 4th time in his career he grabbed 20+ REB.



## #21 Mamadi Diakite

Forward - 6-9 - 224lbs - 01/21/1997 - Virginia/Guinea

3rd Year Pro

**PERSONAL:** Was born in Conakry, Guinea to Aboubacar Sidiki Diakite and Aminata Kaba...attended Blue Ridge School in Saint George, Virginia...NBA Champion (2021, Bucks)...NBA G League Champion (2021, Lakeland Magic)...All-NBA G League First Team (2021)...NBA G League All-Defensive Team (2021)...NBA G League All-Rookie Team (2021)...NCAA Champion (2019).

	GP	GS	PPG	RPG	APG	SPG	BPG	MPG	FG%	3FG%	FT%		2022-23 HIGHS	CAREER HIGHS
2022-23	18	2	1.7	1.0	0.2	0.11	0.39	6.7	.394	.267	.000	PTS	6 vs. PHI 11/30/22	13 at CHI 5/16/21
Career	45	6	2.9	2.5	0.3	0.29	0.47	10.0	.450	.179	.680	FGM	2 4 times	4 5 times
	POINTS				REB	AST	BLK	STL						
	10+	20+	30+		10+	10+	3+	3+	DBL-DBL			TPL-DBL		
2022-23	--	--	--		--	--	--	--	--		--			
Career	3	--	--		1	--	1	--	--		--			
RECENT GAMES														
OPPONENT	W/L	MIN	FG-A	3P-A	FT-A	OR	DR	TR	A	PF	ST	TO	BS	PTS
3/17 vs. WAS	W	12:29	1-5	0-0	0-0	1	4	5	2	5	0	2	1	2
3/15 vs. PHI	L	09:06	1-2	0-0	0-0	1	0	1	0	0	0	0	0	2
3/14 at CHA	W													
3/12 at CHA	W													
3/10 at MIA	L													
I - NWT — 1 on the season.; I - GLTW — 34 on the season.; I - P — 1 on the season.														

PTS	6 vs. PHI 11/30/22	13 at CHI 5/16/21
FGM	2 4 times	4 5 times
FGA	5 2 times	11 at CHI 5/16/21
3FGM	2 vs. PHI 11/30/22	2 vs. PHI 11/30/22
3FGA	4 vs. PHI 11/30/22	4 vs. PHI 11/30/22
FTM	--	6 vs. CHA 4/9/21
FTA	--	8 at CHI 5/16/21
OREB	2 at NYK 12/4/22	4 at DAL 2/2/22
DREB	4 2 times	8 at POR 2/4/22
TREB	5 vs. WAS 3/17/23	10 at DAL 2/2/22
ASTS	2 2 times	2 5 times
STLS	1 2 times	2 2 times
BLKS	2 at DET 11/27/22	3 at POR 2/4/22
MINS	23 vs. PHI 11/30/22	38 at CHI 5/16/21

I - NWT — 1 on the season.; I - GLTW — 34 on the season.; I - P — 1 on the season.

## NOTES:

- 🏆 2021-22: Appeared in 13 games (three starts) for Oklahoma City, averaging 4.3 points and 4.5 rebounds in 14.5 minutes
- 🏆 Scored a season-high 12 points to go with eight rebounds and three blocks in 30 minutes at Portland on Feb. 4, 2022
- 🏆 Grabbed a career-best 10 rebounds at Dallas on Feb. 2, 2022







## #10 Darius Garland

Guard - 6-1 - 186lbs - 01/26/2000 - Vanderbilt/USA

## 4th Year Pro

**PERSONAL:** Father, Winston, played seven NBA seasons...both of his grandfathers served in the U.S. Army....played on AAU team Bradley Beal Elite and has developed relationship with Wizards All-Star Beal...averaged 28.6 points and shot 59.7 percent as a senior for Brentwood Academy...won a record-tying four state championships...second player in Tennessee history to win three consecutive Mr. Basketball awards, joining Brandan Wright.

	GP	GS	PPG	RPG	APG	SPG	BPG	MPG	FG%	3FG%	FT%		2022-23 HIGHS	CAREER HIGHS
2022-23	62	62	21.9	2.7	7.8	1.27	0.11	35.2	.470	.416	.853	PTS	51 vs. MIN 11/13/22	51 vs. MIN 11/13/22
Career	243	239	18.5	2.6	6.7	1.14	0.10	33.9	.450	.388	.867	FGM	16 2 times	16 2 times
	POINTS				REB	AST	BLK	STL						
	10+	20+	30+		10+	10+	3+	3+	DBL-DBL		TPL-DBL			
2022-23	60	36	8	--	17	--	9	17	--					
Career	218	104	16	1	53	--	23	53	1					
RECENT GAMES														
OPPONENT	W/L	MIN	FG-A	3P-A	FT-A	OR	DR	TR	A	PF	ST	TO	BS	PTS
3/17 vs. WAS	W	37:09	11-19	1-5	1-1	2	2	4	9	0	0	1	0	24
3/15 vs. PHI	L	36:08	6-17	1-7	2-2	0	2	2	5	3	0	4	0	15
3/14 at CHA	W	27:48	7-15	2-4	3-5	0	3	3	7	1	1	2	0	19
3/12 at CHA	W	38:31	8-20	2-10	10-13	0	6	6	6	1	1	4	0	28
3/10 at MIA	L	Inactive - Injury												
Injury List — Missed 3 games due to Left Eye Laceration (10/22, 10/23, 10/26); Missed 2 games due to Left Eye; Laceration (10/28, 10/30); Missed 1 game due to Left Knee; Sprain (11/4); Missed 3 games due to Right Thumb; Sprain (4/23/24, 4/24/24) Missed 1 game due to Right Thigh; Sprain (9/9); Missed 3 games due to Right Quadriceps; Sprain (10/22, 10/23, 10/26)														

NOTES:

Recorded a game-high 32 points on 11-19 (.578) shooting from the field, including 4-6 (.667) shooting from beyond the arc, a game-high 11 assists and two rebounds in 33 minutes of play on Feb. 2 vs. MEM. It was his third game of the season with 30+ PTS and 10+ AST.

Tallied his 10th double-double of the season with a game-high 30 points, including shooting 5-10 (.500) from beyond the arc, a game-high 11 assists, six rebounds and one steal in 40 minutes on Jan. 16 vs. NOP. It was the first time in his career recording 30+ points, 10+ assists and 5+ rebounds. Garland scored 25 of his points in the second half on 7-14 (.500) shooting from the field and 4-6 (.667) shooting from beyond the arc, marking the fourth time in his career with 25+ points in a half.

Finished with a game-high 46 points on 14-20 (.700), including 5-7 (.714) shooting from beyond the arc, a team-high eight assists, three rebounds and one steal in 40 minutes of play on Dec. 26 vs. BKN. He also made a season-high 13 free throws, the second-highest free throw makes in his career (15 FTM on March 11, 2022 at MIA). It was his fourth career 40-point game. Garland became just the third player in Cavaliers history to finish with 40+ PTS, 8+ AST and a .700+ FG%, joining LeBron James and Ron Harper. He is just the 10th player in NBA history to finish with 40+ PTS, 8+ AST and 5+ 3FGM on .700+ FG% in a game.

🏀 Tallied a game-high 41 points on 16-26 (.615) shooting from the field, a game-high tying six assists, a career-high five steals and one block in a career-high 48 minutes. Garland became the second Cavs player in team history to record 40+ PTS, 5+ AST and 5+ STL (LeBron James – 47 PTS, 8 AST, 5 STL on Feb. 6, 2010 vs. NYK).

Finished with a **career-high 51 points** on 16-30 (.533) shooting from the field, including 10-14 (.714) shooting from beyond the arc, a team-high six assists, two rebounds and one steal in 40 minutes on Nov. 13 vs. MIN. **His 10 three-pointers were a career-high** and he became the third Cavs player in team history with 10+ threes in a game (Kyrie Irving, 11-19 3FG on Jan. 28, 2015 vs. POR and C.J. Miles, 10-14 3FG on Jan. 7, 2014 vs. PHI). Garland scored a career-high 27 of his points in the 4th quarter, including 6-10 (.600) shooting from beyond the arc, marking the 2nd time scoring 20+ points in a quarter for his career. **His 27 fourth quarter points were the most points in a 4th quarter in team history** and the 2nd-most points in any quarter by a Cavs player in team history (Kevin Love, 34 PTS in 1st. Q on Nov. 23, 2016).



## #14 Danny Green

**Forward - 6-6 - 215lbs - 06/22/1987 - North Carolina/**

## 14th Year Pro

**PERSONAL:** Born June 22, 1987 in North Babylon, N.Y.... Son of Danny Green Sr. and Rene' Darrell... Attended St. Mary's High School in Manhasset, N.Y., and was named a McDonald's All-American. Attended University of North Carolina (2005-2009), winning a National Championship with the Tar Heels in 2009. Is cousins with former NBA player Gerald Green and current New Orleans Pelicans head coach Willie Green.

	GP	GS	PPG	RPG	APG	SPG	BPG	MPG	FG%	3FG%	FT%		2022-23 HIGHS	CAREER HIGHS			
2022-23	9	0	3.0	0.8	0.2	0.33	0.11	9.8	.391	.444	1.000	PTS	6 2 times	33 vs. PHX 4/11/14			
Career	828	709	8.7	3.4	1.5	1.03	0.76	25.2	.421	.400	.805	FGM	2 2 times	12 vs. PHX 4/11/14			
	POINTS				REB	AST	BLK	STL				FGA	5 vs. TOR 2/5/23	25 vs. MIA 1/12/21			
	10+	20+	30+		10+	10+	3+	3+				3FGM	2 2 times	9 vs. MIA 1/12/21			
2022-23	--	--	--		--	--	--	--	--	--	--	3FGA	4 vs. POR 2/1/23	21 vs. MIA 1/12/21			
Career	316	39	1	6	--	--	37	79	5	--	--	FTM	1 vs. TOR 2/26/23	9 vs. HOU 12/28/14			
												FTA	1 vs. TOR 2/26/23	10 vs. HOU 12/28/14			
RECENT GAMES												OREB	1 2 times	6 vs. MIA 1/12/21			
OPPONENT	W/L	MIN	FG-A	3P-A	FT-A	OR	DR	TR	A	PF	ST	TO	BS	PTS	DREB	3 vs. POR 2/1/23	12 at IND 2/9/15
3/17 vs. WAS	W	3:55	1-2	0-1	0-0	0	0	0	0	0	0	0	0	2	TREB	4 vs. POR 2/1/23	12 2 times
3/15 vs. PHI	L														ASTS	1 2 times	7 at LAC 2/21/13
3/14 at CHA	W	4:07	0-0	0-0	0-0	1	1	2	0	1	0	0	0	0	STLS	1 3 times	5 6 times
3/12 at CHA	W														BLKS	1 vs. TOR 2/26/23	6 vs. NOP 3/15/18
3/10 at MIA	L														MINS	19 vs. TOR 2/5/23	52 vs. MEM 12/17/14
Injury List — Missed 45 games due to Left Knee; Surgery Recovery (10/19, 10/27, 10/31, 11/2, 11/4, 11/6, 11/7, 11/9, 11/11, 11/13, 11/15, 11/18, 11/20, 11/22, 11/25, 11/27, 11/30, 12/2, 12/4, 12/5, 12/7, 12/9, 12/12, 12/15, 12/17, 12/23, 12/25, 12/27, 12/29, 12/31, 1/1, 1/4, 1/5, 1/8, 1/9, 1/11, 1/14, 1/16, 1/18, 1/20, 1/22, 1/23, 1/25, 1/27, 1/29, 1/31, 2/2, 2/4, 2/5, 2/7, 2/9, 2/12, 2/15, 2/17, 2/23, 2/25, 2/27, 2/29, 3/1, 3/4, 3/5, 3/8, 3/9, 3/11, 3/14, 3/16, 3/18, 3/20, 3/22, 3/24, 3/26, 3/28, 3/30, 3/31, 4/1, 4/4, 4/5, 4/8, 4/9, 4/11, 4/14, 4/15, 4/18, 4/19, 4/21, 4/24, 4/25, 4/27, 4/29, 4/30, 5/1, 5/4, 5/5, 5/8, 5/9, 5/11, 5/14, 5/15, 5/18, 5/19, 5/21, 5/24, 5/25, 5/28, 5/29, 5/31, 6/1, 6/4, 6/5, 6/8, 6/9, 6/11, 6/14, 6/15, 6/18, 6/19, 6/21, 6/24, 6/25, 6/28, 6/29, 6/30, 7/1, 7/4, 7/5, 7/8, 7/9, 7/11, 7/14, 7/15, 7/18, 7/19, 7/21, 7/24, 7/25, 7/28, 7/29, 7/30, 7/31, 8/1, 8/4, 8/5, 8/8, 8/9, 8/11, 8/14, 8/15, 8/18, 8/19, 8/21, 8/24, 8/25, 8/28, 8/29, 8/30, 8/31, 9/1, 9/4, 9/5, 9/8, 9/9, 9/11, 9/14, 9/15, 9/18, 9/19, 9/21, 9/24, 9/25, 9/28, 9/29, 9/30, 10/1, 10/4, 10/5, 10/8, 10/9, 10/11, 10/14, 10/15, 10/18, 10/19, 10/21, 10/24, 10/25, 10/28, 10/29, 10/30, 10/31, 11/1, 11/4, 11/5, 11/8, 11/9, 11/11, 11/14, 11/15, 11/18, 11/19, 11/21, 11/24, 11/25, 11/28, 11/29, 1																	

**Injury List** — Missed 45 games due to Left Knee; Surgery Recovery (10/19, 10/27, 10/31, 11/2, 11/4, 11/6, 11/7, 11/9, 11/11, 11/13, 11/15, 11/18, 11/20, 11/22, 11/25, 11/27, 11/30, 12/2, 12/4, 12/5, 12/7, 12/9, 12/12, 12/15, 12/17, 12/23, 12/25, 12/27, 12/29, 12/31, 1/1, 1/4, 1/5, 1/8, 1/9, 1/11, 1/14, 1/16, 1/18, 1/20, 1/22, 1/23, 1/25, 1/27, 1/29); Missed 3 games due to Left Knee Surgery Recovery (10/21, 10/22, 10/24); Missed 1 game due to Left Knee; Surgery (12/20); Missed 1 game due to Left Knee; Rtn From Injury Management (LT Knee Surgery) (2/2)

I - T — 1 on the season.

🏆 Has appeared in three games this season with the Memphis Grizzlies, recording a season-high six points on Feb. 5 vs. TOR.

**2021-22:** Appeared in 62 games (28 starts) with Philadelphia, averaging 5.9 points and 2.5 rebounds on .380 shooting from beyond the arc in 21.8 minutes. Scored 10+ points 10 times, including a season-high 18 points on April 7, 2022 at TOR.



## #3 Caris LeVert

Guard • 6-6 • 205lbs • 08/25/1994 • Michigan/USA

7th Year Pro

**PERSONAL:** Mother is Kim LeVert...Has a brother, Darryl...would like to become a basketball coach after his playing career is over...played football and tennis growing up, in addition to basketball...favorite restaurant is Chipotle...Lists He Got Game as his favorite movie and Power as his favorite television show...Allen Iverson was his favorite basketball player growing up...Lists juggling as his off-court hidden talent...favorite athlete in another sport is Usain Bolt.

	GP	GS	PPG	RPG	APG	SPG	BPG	MPG	FG%	3FG%	FT%		2022-23 HIGHS	CAREER HIGHS
2022-23	67	28	11.9	3.9	4.0	0.96	0.30	30.0	.422	.376	.722	PTS	41 at BOS 10/28/22	51 at BOS 3/3/20
Career	385	208	14.2	3.8	4.0	1.06	0.33	28.0	.435	.340	.735	FGM	12 at BOS 10/28/22	19 vs. CHI 2/4/22
	POINTS				REB	AST	BLK	STL		DBL-DBL	TPL-DBL			
	10+	20+	30+		10+	10+	3+	3+						
2022-23	42	13	1		1	--	1	4		1	--			
Career	269	89	16		4	10	7	34		13	1			

RECENT GAMES														
OPPONENT	W/L	MIN	FG-A	3P-A	FT-A	OR	DR	TR	A	PF	ST	TO	BS	PTS
3/17 vs. WAS	W	26:28	6-9	1-3	2-2	0	4	4	3	2	4	1	1	15
3/15 vs. PHI	L	36:06	8-14	5-10	3-4	2	1	3	6	4	1	2	0	24
3/14 at CHA	W	27:25	8-13	4-5	2-3	2	2	4	7	1	4	0	1	22
3/12 at CHA	W	34:27	5-12	2-4	3-4	0	2	2	4	2	2	2	0	15
3/10 at MIA	L	38:41	6-13	4-9	0-0	0	3	3	4	1	1	2	1	16

**Injury List** — Missed 4 games due to Left Ankle; Sprain (11/21, 11/23, 11/25, 11/27); Missed 2 games due to Right Hamstring; Soreness (2/2, 2/5)

## NOTES:

- Chipped in a game-high 23 points on 10-19 (.526) shooting from the field, seven rebounds, four assists and one steal in 37 minutes on Dec. 31 at CHI.
- Tallied a team-high 22 points, including shooting 4-9 (.444) from beyond the arc, four rebounds and four assists in 38 minutes of play on Dec. 10 vs. OKC.
- Chipped in a team-high 22 points, six rebounds and a team-high tying six assists in 37 minutes on Dec. 9 vs. SAC. It was his 11th career game with 20+ PTS, 6+ REB and 6+ AST.
- Recorded a game-high 22 points on 8-11 (.727) shooting from the field, including 3-4 (.750) shooting from beyond the arc, six rebounds, four assists and one steal in 33 minutes off the bench on Nov. 30 vs. PHI. It was his highest shooting percentage of the season.
- Tallied his first double-double of the season with 21 points, a game-high 10 rebounds, six assists and two steals in 38 minutes on Nov. 9 at SAC. It was the fourth time in his career grabbing 10+ rebounds.
- Finished with 41 points, including shooting 11-12 (.916) from the charity stripe, seven assists, four rebounds, and three steals in 43 minutes on Oct. 28 at BOS. LeVert's 42 points are the most he has scored since joining the Cavaliers last season and it was the fourth game of his career with 40+ points. LeVert joined Donovan Mitchell (41 PTS) as the first pair of Cavaliers teammates with 40+ points in a regular season game in franchise history.



## #33 Robin Lopez

Center • 7-0 • 280lbs • 04/01/1988 • Stanford/USA

15th Year Pro

**PERSONAL:** Full name is Robin Byron Lopez...mother, Deborah Ledford, was a collegiate swimmer at Stanford, ranked second in the world in the 400 individual medley, and tried out for the 1968 U.S. Olympic team...In addition to his twin brother, Brook, who he played with at Stanford and is also a 15-year NBA veteran, has two other brothers, Alexander and Christopher, and one sister, Ursula Richardson.

	GP	GS	PPG	RPG	APG	SPG	BPG	MPG	FG%	3FG%	FT%		2022-23 HIGHS	CAREER HIGHS
2022-23	34	1	2.7	1.3	0.4	0.03	0.18	7.5	.650	.667	.750	PTS	12 at CHI 10/22/22	30 vs. LAC 2/26/10
Career	973	604	8.5	4.8	0.8	0.22	1.07	21.4	.537	.301	.742	FGM	6 at CHI 10/22/22	13 vs. LAC 2/26/10
	POINTS				REB	AST	BLK	STL		DBL-DBL	TPL-DBL			
	10+	20+	30+		10+	10+	3+	3+						
2022-23	1	--	--		--	--	--	--		--	--			
Career	405	42	1		100	1	116	1		84	--			

RECENT GAMES														
OPPONENT	W/L	MIN	FG-A	3P-A	FT-A	OR	DR	TR	A	PF	ST	TO	BS	PTS
3/17 vs. WAS	W													
3/15 vs. PHI	L													
3/14 at CHA	W													
3/12 at CHA	W	8:53	1-2	0-0	0-0	2	3	5	0	1	0	1	2	2
3/10 at MIA	L	00:01	0-0	0-0	0-0	0	0	0	0	0	0	0	0	0

**Injury List** — Missed 2 games due to Illness (12/26, 12/29)

## NOTES:

- Contributed 12 points on 6-7 (.857) shooting from the field, three rebounds and two blocks in 16 minutes off the bench on Oct. 22 at CHI.
- 2021-22: Played in 36 games (nine starts), averaging 7.1 points and 3.5 rebounds in 17.0 minutes with Orlando. Scored 10+ points on 11 occasions and 20+ points on one occasion.
- Recorded three double-doubles last season and recorded a season-high 20 points, 10 rebounds, four assists and one block in 38 minutes on Dec. 18, 2021 at Brooklyn.
- Finished with a career-high 11 assists on Dec. 22, 2021, recording five more assists than his previous career-high.







## #5 Sam Merrill

Guard • 6-4 • 205lbs • 05/15/1996 • Utah State/USA

3rd Year Pro

**PERSONAL:** Born May 15, 1996 in Bountiful, Utah... Son of Jenny and John Merrill... Graduated in business administration at Utah State... Earned three varsity letters at Bountiful High School, leading the Braves to a state title as a senior... Also lettered in football, baseball and golf, earning all-state honors on the gridiron as a junior.

	GP	GS	PPG	RPG	APG	SPG	BPG	MPG	FG%	3FG%	FT%
2022-23	2	0	1.0	0.0	0.0	0.00	0.00	4.2	.333	.000	.000
Career	38	2	3.1	1.0	0.7	0.21	0.03	7.9	.414	.389	.750

	POINTS	REB	AST	BLK	STL	DBL-DBL	TPL-DBL
	10+	20+	30+	10+	10+	3+	3+
2022-23	--	--	--	--	--	--	--
Career	2	--	--	--	--	1	--

## RECENT GAMES

OPPONENT	W/L	MIN	FG-A	3P-A	FT-A	OR	DR	TR	A	PF	ST	TO	BS	PTS
3/17 vs. WAS	W	Inactive - G League on Assignment												
3/15 vs. PHI	L													
3/14 at CHA	W	4:07	0-1	0-1	0-0	0	0	0	0	1	0	0	0	0
3/12 at CHA	W													
3/10 at MIA	L													

I - GLA — 1 on the season.

	2022-23 HIGHS	CAREER HIGHS
PTS	2 vs. DET 3/4/23	15 vs. BOS 3/26/21
FGM	1 vs. DET 3/4/23	6 vs. BOS 3/26/21
FGA	2 vs. DET 3/4/23	13 vs. CHA 4/9/21
3FGM	--	3 2 times
3FGA	1 2 times	8 vs. CHA 4/9/21
FTM	--	2 2 times
FTA	--	3 at WAS 11/5/21
OREB	--	2 2 times
DREB	--	6 vs. CHA 4/9/21
TREB	--	6 vs. CHA 4/9/21
ASTS	--	5 vs. NYK 3/27/21
STLS	--	3 at CHI 5/16/21
BLKS	--	1 vs. NYK 3/27/21
MINS	4 vs. DET 3/4/23	28 vs. NYK 3/27/21

## NOTES:

**2022-23: G LEAGUE (Cleveland Charge):** has appeared in 35 games (34 starts) this season for the Cleveland Charge, averaging 16.4 points, 3.4 rebounds, 2.8 assists and 1.1 steals in 33.7 minutes. He scored a season-high 32 points, including a Charge franchise record 10-14 (.714) shooting from the three-point line on February 22 against the Greensboro Swarm.



## #45 Donovan Mitchell

Guard • 6-3 • 215lbs • 09/07/1996 • Louisville/USA

6th Year Pro

**PERSONAL:** Son of Nicole and Donovan Mitchell, Sr...Has one younger sister (Jordan)...Nickname is Spida...Best moment of his athletic career to date was his high-flying dunk at the Elite 24 game...Has a signature shoe line with adidas...his favorite musical artists is Jay Z and he can play the drums and saxophone...Mitchell majored in communications in college at Louisville and his favorite NFL player is former Louisville quarterback, Lamar Jackson...Follow him on twitter @spidamitchell.

	GP	GS	PPG	RPG	APG	SPG	BPG	MPG	FG%	3FG%	FT%
2022-23	61	61	27.4	4.1	4.6	1.52	0.38	35.5	.477	.376	.876
Career	406	398	24.4	4.2	4.5	1.33	0.30	34.0	.446	.363	.840

	POINTS	REB	AST	BLK	STL	DBL-DBL	TPL-DBL
	10+	20+	30+	10+	10+	3+	3+
2022-23	59	46	25	3	2	--	11
Career	388	291	111	6	6	--	61

## RECENT GAMES

OPPONENT	W/L	MIN	FG-A	3P-A	FT-A	OR	DR	TR	A	PF	ST	TO	BS	PTS
3/17 vs. WAS	W	26:01	7-17	0-6	6-6	2	4	6	1	2	1	2	0	20
3/15 vs. PHI	L	39:45	9-19	1-7	2-3	1	5	6	3	1	3	1	0	21
3/14 at CHA	W	Inactive - Injury												
3/12 at CHA	W	33:08	10-19	0-6	3-3	1	2	3	3	5	2	2	0	23
3/10 at MIA	L	42:33	15-30	8-15	4-6	0	3	3	4	4	1	4	0	42

**Injury List** — Missed 1 game due to Left Ankle; Sprain (11/4); Missed 1 game due to Right Ankle; Strain (11/13); Missed 3 games due to Right Lower Leg; Soreness (12/9, 12/10, 12/12); Missed 5 games due to Left Groin; Strain (1/18, 1/20, 1/21, 1/26, 1/27); Missed 1 game due to Left Groin; Soreness (2/8); Missed 1 game due to Left Hand; Finger Sprain - Injury Management (3/14)

## NOTES:

- Recorded 40 points, a season-high 11 rebounds, four assists, and one block in 47 minutes on March 6 vs. BOS. It was his first career game with 40+ PTS and 10+ REB.
- Recorded a game-high 44 points on 17-32 (.531) shooting from the field, five assists, and four rebounds in 44 minutes on March 1 at BOS. It was his 7th 40-point game of the season and his 23rd game with at least 30 points.
- Tallied a game-high 35 points, including 8-12 (.667) shooting from beyond the arc, six rebounds, four assists, a game-high three steals and one block in 34 minutes on Feb. 26 vs. TOR. His eight triples tied his season high for three-pointers made in a game.
- Chipped in a game-high 41 points on 16-26 (.615) shooting from the field, including 6-13 (.461) shooting from beyond the arc, five assists, three rebounds, one steal and one block in 37 minutes on Feb. 13 vs. SAS. It was his sixth game with 40+ points on the season.
- Finished with a game-high 46 PTS on 14-27 (.518) shooting from the field, including 11-11 shooting from the foul line to go with six assists, five rebounds and a game-high three steals in 36 minutes on Jan. 10 at UTA. His 46 points were the second-most points in a players first road game vs. their former team in NBA history.
- Tallied a **CAREER-HIGH 71 points** on 22-34 (.647) shooting from the field, including 7-15 (.466) from beyond the arc and 20-25 (.800) shooting from the free throw line, a game-high 11 assists, eight rebounds and one block in a career-high 50 minutes of play on Jan. 2nd vs. CHI. **He was just the 7th player in NBA HISTORY to record 70+ points in a game** (Wilt Chamberlain, Kobe Bryant, David Robinson, Elgin Baylor and Devin Booker). His 71 points were the most points scored in Cavaliers history, surpassing the previous high of 57 points (LeBron James and Kyrie Irving). **He was the ONLY PLAYER IN NBA HISTORY to record 70+ PTS, 11+ AST and 8+ REB in a game.** No other player in league history has ever recorded 70 points and 10 assists in a game.
- Mitchell recorded 24 of his points in the third quarter, including a perfect 12-12 shooting from the free throw line in the quarter. It was the sixth time in his career with 20+ points in a single quarter.
- Finished with a game-high 41 points on 14-24 (.583) shooting from the field, including 8-15 (.533) shooting from beyond the arc, three assists and one steal in 37 minutes on Dec. 16 vs. IND. He scored 18 of his points in the fourth quarter on 5-6 (.833) shooting from the field. It was his season-high for points in the 4th quarter.
- Recorded a game-high 43 points, including 4-8 (.500) shooting from beyond the arc, six rebounds, five assists and a game-high four steals in 40 minutes on Dec. 6 vs. LAL. Mitchell was the 3rd player in Cavs history with 40+ PTS, 5+ REB, 5+ AST and 4+ STL.





## #4 Evan Mobley

Forward/Center • 7-0 • 215lbs • 06/18/2001 • USC/USA

2nd Year Pro

**PERSONAL:** In addition to being teammates now on the Cavs, played with his brother, Isaiah, at USC in 2020-21...father, Eric, is an assistant coach at USC and played professionally overseas...has an extensive sneaker collection...first sport was soccer, which helped with his footwork...attended Rancho Christian High School in Temecula, California, where he averaged 20.5 points, 12.2 rebounds, 5.2 blocks and 4.6 assists during his senior season and was named the 2019-20 Morgan Wooten National High School Player of the Year...was a 2020 McDonald's All-American, a two-time California Gatorade Player of the Year and a 2020 Naismith Player of the Year finalist...won gold medals with USA Basketball at the 2019 FIBA U-19 World Cup and 2018 FIBA U-17 World Cup.

	GP	GS	PPG	RPG	APG	SPG	BPG	MPG	FG%	3FG%	FT%		2022-23 HIGHS	CAREER HIGHS
2022-23	71	71	16.2	8.9	2.7	0.77	1.41	34.2	.549	.211	.682	PTS	38 vs. MIL 1/21/23	38 vs. MIL 1/21/23
Career	140	140	15.6	8.6	2.6	0.79	1.54	34.0	.529	.230	.673	FGM	19 vs. MIL 1/21/23	19 vs. MIL 1/21/23
	POINTS			REB	AST	BLK	STL							
	10+	20+	30+	10+	10+	3+	3+	DBL-DBL				TPL-DBL		
2022-23	64	16	2	23	--	10	2	21				--		
Career	121	28	3	45	--	26	4	42				--		

RECENT GAMES														
OPPONENT	W/L	MIN	FG-A	3P-A	FT-A	OR	DR	TR	A	PF	ST	TO	BS	PTS
3/17 vs. WAS	W	35:31	8-15	0-0	4-6	1	7	8	3	3	0	2	4	20
3/15 vs. PHI	L	39:13	5-10	0-1	3-7	5	7	12	5	2	1	1	2	13
3/14 at CHA	W	30:45	10-15	0-0	6-6	1	5	6	2	2	1	0	1	26
3/12 at CHA	W	39:07	6-13	0-0	6-11	2	7	9	3	3	1	0	0	18
3/10 at MIA	L	28:24	4-10	1-3	3-4	0	4	4	2	4	0	0	1	12

**Injury List** — Missed 2 games due to Right Ankle; Soreness (12/31, 1/2)

## NOTES:

- Contributed 20 points on 8-15 (.533) shooting from the field, a team-high eight rebounds, a game-high four blocks and three assists in 35 minutes on March 17 vs. WAS. It was Mobley's first career game with 20+ points, 8+ rebounds and 4+ blocks
- Chipped in 31 points on 12-19 shooting from the field, nine rebounds, one steal and one block in 38 minutes of play. He scored 14 of his points in the first quarter, tying his season-high for points in any quarter.
- Tallied 28 points on 13-18 shooting from the field, a game-high 13 rebounds, two assists, a game-high three steals and two blocks in 37 min on Feb. 10 at NOP. It was his first game of the season with 25+ PTS and 10+ rebounds.
- Recorded a career-high 38 points on 19-27 (.704) shooting from the field, nine rebounds and three assists in 38 minutes on Jan. 21 vs. MIL. Mobley scored 20 of his points in the second half, also marking his career high for points in any half. He is just the fourth Cavaliers player aged 21 or younger to record 38+ PTS in a game (LeBron James, Collin Sexton and Kyrie Irving). His 19 field goal made are tied for the most by a Cavs player aged 21 or younger (LeBron James, 3 times). He is just the fourth NBA player since three-pointers were adopted in 1979 to record 38+ PTS without a single three-pointer or free throw made (Hakeem Olajuwon, 48 PTS on Jan. 30, 1997, Alex English, 2 times and George Gervin, 42 PTS on Jan. 25, 1985). It was his second career 30-point game (30 PTS on March 14, 2022 vs. LAC).
- Recorded his 10th double-double of the season with 21 points on 8-14 (.571) shooting from the field, a team-high 12 rebounds and three assists in 37 minutes on Dec. 10 vs. OKC.
- Chipped in his eighth double-double of the season with 18 points on 9-10 (.900) shooting from the field, a game-high 13 rebounds, four assists, a team-high two blocks and one steal in 38 minutes on Dec. 2 vs. ORL. His .900 FG% was a career-high (min. 5 FGM).
- Recorded 18 points, a game-high 15 rebounds, one steal and two blocks in 33 minutes on Nov. 28 at TOR. It was his 5th career game with 15+ PTS and 15+ REB.
- Finished with his third double-double of the season, chipping in 21 points, a **career-high 18 rebounds**, five assists, two blocks and one steal in a career-high 45 minutes. It was his first career game with 20+ PTS, 15+ REB and 5+ AST. Mobley became the 9th Cavalier in team history with 20+ PTS, 15+ REB, 5+ AST, 2+ BLK and 1+ STL.
- Tallied 11 PTS, 8 REB, a CAREER-HIGH 8 BLK and 2 AST in 30 MIN on Nov. 4 at DET. Mobley became the youngest Cavaliers player to record 8 blocks and just the third Cavs player in team history with 8+ BLK (Hot Rod Williams and Larry Nance).



## #15 Isaiah Mobley

Forward • 6-10 • 240lbs • 09/24/1999 • USC/USA

Rookie

**PERSONAL:** His parents are Eric and Nicol Mobley...averaged 22 points, 13 rebounds, four assists and three blocks at Rancho Christian High School...was the only Californian to play in the 42<sup>nd</sup> annual McDonald's All-American Game at State Farm Arena in Atlanta...his brother Evan Mobley was an NBA All-Rookie First Team selection for the Cavaliers last season and was selected with the 3rd pick by the Cavaliers in the 2021 NBA Draft.

	GP	GS	PPG	RPG	APG	SPG	BPG	MPG	FG%	3FG%	FT%		2022-23 HIGHS	CAREER HIGHS
2022-23	9	0	1.2	1.3	0.0	0.11	0.11	3.4	.500	.333	.000	PTS	3 at CHI 10/22/22	3 at CHI 10/22/22
Career	9	0	1.2	1.3	0.0	0.11	0.11	3.4	.500	.333	.000	FGM	1 5 times	1 5 times
	POINTS			REB	AST	BLK	STL							
	10+	20+	30+	10+	10+	3+	3+	DBL-DBL				TPL-DBL		
2022-23	--	--	--	--	--	--	--	--				--		
Career	--	--	--	--	--	--	--	--				--		

RECENT GAMES														
OPPONENT	W/L	MIN	FG-A	3P-A	FT-A	OR	DR	TR	A	PF	ST	TO	BS	PTS
3/17 vs. WAS	W													
3/15 vs. PHI	L													
3/14 at CHA	W	4:07	1-2	0-1	0-0	0	1	1	0	0	0	0	1	2
3/12 at CHA	W													
3/10 at MIA	L													

**I - GLTW** — 51 on the season.

## NOTES:

- Recorded his first career NBA points with a three-pointer on Oct. 22 at CHI.
- Selected in the second round (49th overall pick) in the 2022 NBA Draft by the Cleveland Cavaliers.
- Last season at University of Southern California, averaged 10.1 points, 7.0 rebounds and 2.0 assists in 34.1 minutes during 32 games (all starts) last season for the Trojans.





## #19 Raul Neto

Guard • 6-2 • 180lbs • 05/19/1992 • UCAM Murcia (Spain)/Brazil

8th Year Pro

**PERSONAL:** Born Raul Togni Neto on May 19, 1992, in Belo Horizonte, Minas Gerais, Brazil...Name is pronounced "Hah-OOL Nett-oh"...Speaks fluent Portuguese, Spanish and English...Says his dad is the biggest influence in his life...If he wasn't a basketball player, he would be an engineer...Lists his favorite food as sushi...Basketball player he most looks up to is Steve Nash...Used his first NBA paycheck to take his brother out to dinner...Follow him on twitter at @RaulTogni.

	GP	GS	PPG	RPG	APG	SPG	BPG	MPG	FG%	3FG%	FT%		2022-23 HIGHS	CAREER HIGHS
2022-23	45	1	3.0	0.9	1.4	0.36	0.07	10.0	.532	.324	.889	PTS	14 2 times	25 at TOR 5/6/21
Career	432	99	5.7	1.5	2.1	0.64	0.08	15.5	.458	.364	.809	FGM	5 2 times	10 vs. ORL 12/27/20
	POINTS				REB	AST	BLK	STL						
	10+	20+	30+		10+	10+	3+	3+	DBL-DBL					
2022-23	3	--	--	--	--	--	--	1	--	--	--			
Career	82	7	--	--	--	1	--	17	--	--	--			

RECENT GAMES														
OPPONENT	W/L	MIN	FG-A	3P-A	FT-A	OR	DR	TR	A	PF	ST	TO	BS	PTS
3/17 vs. WAS	W	3:55	2-2	0-0	1-2	0	0	0	2	0	0	0	0	5
3/15 vs. PHI	L	13:24	2-2	0-0	0-0	0	0	0	0	3	0	0	0	4
3/14 at CHA	W	5:40	0-0	0-0	0-0	0	0	0	3	0	0	2	0	0
3/12 at CHA	W													
3/10 at MIA	L													

**Injury List** — Missed 1 game due to Right Ankle; Sprain (11/2)

## NOTES:

- Recorded a season-high tying 14 points, a season-high eight assists, and a season-high four steals in 36 minutes of play during his first start of the season on Feb 8 vs. DET. It was the fifth time in his career he had recorded 4+ steals.
- Tallied a season-high 14 points on 5-7 (.714) shooting from the field, two rebounds, one block and one steal in 21 minutes off the bench on Jan. 4 vs. PHX.
- Chipped in 10 PTS, 5 REB, 5 AST and 2 STL in 24 MIN off the bench in a win on Nov. 4 at DET.
- 2021-22:** Appeared in 70 games (19 starts) for the Washington Wizards, averaging 7.5 points, a career-best 3.1 assists and 1.9 rebounds in 19.6 minutes
- Recorded a season-high 22 points on 9-15 (.600) shooting from the field, nine assists, four rebounds and one steal in 36 minutes on Feb. 25, 2022 vs. San Antonio
- Tallied a season-high 10 assists in 26 minutes on March 21, 2022 at Houston



## #35 Isaac Okoro

Guard • 6-6 • 225lbs • 01/26/2001 • Auburn/USA

3rd Year Pro

**PERSONAL:** Named to the Auburn Athletic Director's Honor Roll after maintaining at least a 3.5 GPA in the fall...son of Godwin and Gloria Okoro...father, Godwin, emigrated from Nigeria to the United States in the 1980s...played at McEachern High School where he had his No. 35 jersey retired...was a four-time all-state selection...led team to 32-0 record and the state title in 2018-19, the first in the school's history...team was ranked No. 1 in the country according to MaxPreps, BlueStar Media and the Prep Circuit Power 50...averaged 19.7 points, 10.1 rebounds, 3.2 assists and 2.7 steals as a senior...named the 2019 AJC Player of the Year...graduated with honors...has three siblings: Michael, Rachel and Ashley.

	GP	GS	PPG	RPG	APG	SPG	BPG	MPG	FG%	3FG%	FT%		2022-23 HIGHS	CAREER HIGHS
2022-23	73	43	6.5	2.5	1.2	0.75	0.41	21.8	.494	.358	.752	PTS	20 at IND 2/5/23	32 vs. PHX 5/4/21
Career	207	171	8.3	2.8	1.6	0.84	0.37	27.8	.459	.328	.748	FGM	7 at IND 2/5/23	10 vs. PHX 5/4/21
	POINTS				REB	AST	BLK	STL						
	10+	20+	30+		10+	10+	3+	3+	DBL-DBL					
2022-23	17	1	--	--	--	--	1	3	--	--	--			
Career	78	8	1	1	--	--	2	12	1	--	--			

RECENT GAMES														
OPPONENT	W/L	MIN	FG-A	3P-A	FT-A	OR	DR	TR	A	PF	ST	TO	BS	PTS
3/17 vs. WAS	W	26:11	2-4	0-1	0-0	1	3	4	1	2	1	1	1	4
3/15 vs. PHI	L	24:14	3-6	2-3	1-2	1	1	2	1	3	1	1	0	9
3/14 at CHA	W	35:34	1-3	1-1	0-0	2	1	3	1	5	1	0	1	3
3/12 at CHA	W	28:20	2-5	1-4	0-0	2	0	2	1	5	1	0	0	5
3/10 at MIA	L	33:37	6-9	1-2	3-3	2	0	2	3	2	2	0	0	16

## NOTES:

- Recorded a season-high 20 points on 7-9 (.778) shooting from the field, including 3-5 (.750) shooting from beyond the arc, three rebounds, three assists and a team-high tying two steals in 29 minutes of play on Feb. 5 vs. IND.
- Finished with 17 points on 6-6 shooting from the field, including 4-4 shooting from beyond the arc, three rebounds and a team-high tying two blocks in 34 minutes on Jan. 18 at MEM. It was his most field goals made without a miss in a single game of his NBA career.
- Tallied 14 points, including 4-6 (.667) shooting from beyond the arc and three rebounds in 23 minutes. His four triples tied his career-high for three-pointers made in a game.
- Recorded a season-high 15 points on 4-6 (.667) shooting from the field, three rebounds, two assists and a career-high tying three blocks in 20 minutes on Dec. 23 vs. TOR.
- Recorded 11 points on 5-7 (.714) shooting from the field, five rebounds, two assists and a game-high tying three steals in 22 minutes off the bench. It was his 10th career game with 3+ steals.
- Chipped in 13 points and four rebounds in 32 minutes off the bench on Nov. 25 at MIL.
- Contributed a season-high 13 points on 4-8 (.500) shooting from the field, four rebounds and two assists in 29 minutes off the bench on Nov. 20 vs. MIA. Okoro scored all 13 of his points in the 1st half on 4-5 (.800) shooting from the field, his most points in a half since scoring 13 PTS in the 1st half on March 4, 2022 at PHI.





## #16 Cedi Osman

**Forward • 6-7 • 230lbs • 04/08/1995 • Anadolu Efes (Turkey)/Macedonia/Turkey**

**6th Year Pro**

**PERSONAL:** Born in Ohrid, Macedonia...spent part of his childhood living in Bosnia after moving there as a young child...name is pronounced JED-e AUS-min...favorite hobbies are playing video games and watching TV/movies...favorite sport other than basketball is volleyball...favorite movie is Green Mile...favorite childhood superhero was the Incredible Hulk...favorite food

	GP	GS	PPG	RPG	APG	SPG	BPG	MPG	FG%	3FG%	FT%
2022-23	68	0	8.8	2.3	1.5	0.49	0.12	20.6	.452	.360	.688
Career	395	181	9.8	3.1	2.0	0.69	0.14	23.8	.427	.351	.714

	POINTS	REB	AST	BLK	STL	DBL-DBL	TPL-DBL
10+	20+	30+	10+	10+	3+	3+	3+
2022-23	27	6	--	1	--	3	1
Career	192	38	--	8	2	--	17

	2022-23 HIGHS	CAREER HIGHS
PTS	29 vs. LAC 1/29/23	29 2 times
FGM	11 vs. LAC 1/29/23	11 2 times
FGA	17 vs. MIA 11/20/22	20 2 times
3FGM	7 vs. LAC 1/29/23	7 vs. LAC 1/29/23
3FGA	11 2 times	14 vs. MIL 1/26/22
FTM	5 vs. IND 12/16/22	7 2 times
FTA	6 vs. MIN 11/13/22	9 2 times
OREB	4 vs. MIA 11/20/22	6 vs. MIN 2/1/21
DREB	8 vs. MIA 11/20/22	12 at DEN 1/11/20
TREB	12 vs. MIA 11/20/22	12 3 times
ASTS	6 at DET 11/4/22	12 vs. NOP 1/31/22
STLS	3 3 times	4 2 times
BLKS	1 8 times	2 2 times
MINS	37 vs. MIA 11/20/22	50 vs. BKN 1/20/21

## RECENT GAMES

OPPONENT	W/L	MIN	FG-A	3P-A	FT-A	OR	DR	TR	A	PF	ST	TO	BS	PTS
3/17 vs. WAS	W	18:07	2-3	1-1	0-0	0	3	3	4	3	2	1	0	5
3/15 vs. PHI	L	30:10	4-11	3-10	4-4	2	3	5	0	2	0	1	0	15
3/14 at CHA	W	30:32	8-14	6-10	2-2	0	2	2	3	3	0	0	0	24
3/12 at CHA	W	7:45	1-3	1-1	0-0	3	1	4	0	0	0	0	0	3
3/10 at MIA	L	12:40	2-6	1-4	2-2	0	1	1	0	2	0	1	0	7

**Injury List** — Missed 1 game due to Low Back; Soreness (12/29); Missed 1 game due to Neck; Spasms (2/15)

## NOTES:

🏆 Finished with a career-high tying 29 points on 11-13 (.846) shooting from the field, including a career-best 7-7 from beyond the arc, two rebounds, two assists, two steals and one block in 22 minutes off the bench on Jan. 29 vs. LAC. With his third triple of the game, Osman secured his 579th career three-pointer, moving past Daniel Gibson (578 3FGM) for 6th on the Cavaliers all-time three-pointers made list. He became the third player in Cavaliers history to finish a game a perfect 7-7 or better from the three-point line, joining Kyrie Irving (7-7 3FG on March 12, 2015 at SAS) and Mo Williams (7-7 3FG on Nov. 28, 2009 vs. DAL). Osman also became the second player in Cavaliers history to score 29+ points in 22 or fewer minutes of play, joining Kevin Love (twice).

🏆 Chipped in 22 points on 8-10 (.800) shooting from the field, two rebounds and one steal in 24 minutes off the bench on Dec. 19 vs. UTA. He scored 20 of his points in the 4th quarter, including shooting 5-6 (.833) from beyond the arc in the quarter. His 20 fourth quarter points and five fourth quarters triples were both career high's for any quarter.

🏆 Tallied 17 points on 7-14 (.500) shooting from the field, four rebounds, a game-high tying three steals and one block in 35 minutes off the bench on Dec. 9 vs. SAC.

🏆 Chipped in a season-high 23 points on a career best (min. 8 FGM) 8-10 (.800) shooting from the field and three rebounds in 29 minutes off the bench on Nov. 21 vs. ATL.

🏆 Finished with 17 PTS on 3-6 (.500) shooting from beyond the arc and 3 REB in 28 MIN off the bench in Cleveland's season opener on Oct. 19 at TOR. **His 17 PTS as a reserve were the most PTS off the bench in a Cavs season opener since Ramon Sessions on Dec. 26, 2011 vs. TOR (18 PTS off the bench).**



## #13 Ricky Rubio

**Guard • 6-3 • 190lbs • 10/21/1990 • FC Barcelona (Spain)/Spain**

**12th Year Pro**

**PERSONAL:** Born on Oct. 21, 1990 in El Masnou, Spain...His parents are Esteban and the late Tona Vives, who passed away from a battle with lung cancer in 2016... In memory of his mother, started the Tona Vives Lung Cancer Awareness Fund with A Breath of Hope Lung Foundation...Won the November 2017 NBA Cares Community Assist Award for his work with the Five For The Fight charity, a charity dedicated to eradicating cancer...Has an older brother, Marc, who also plays professional basketball in Spain's second division, and a younger sister, Laia...Twitter is @rickyrubio9 and Instagram is @ruuufio.

	GP	GS	PPG	RPG	APG	SPG	BPG	MPG	FG%	3FG%	FT%
2022-23	24	0	5.7	2.4	3.5	0.92	0.21	17.1	.364	.281	.759
Career	689	601	10.9	4.1	7.4	1.77	0.13	29.8	.389	.325	.842

	POINTS	REB	AST	BLK	STL	DBL-DBL	TPL-DBL
10+	20+	30+	10+	10+	3+	3+	3+
2022-23	3	--	--	--	--	1	--
Career	370	72	6	19	189	--	193

## RECENT GAMES

OPPONENT	W/L	MIN	FG-A	3P-A	FT-A	OR	DR	TR	A	PF	ST	TO	BS	PTS
3/17 vs. WAS	W	21:13	3-4	0-0	2-3	1	2	3	5	1	0	0	0	8
3/15 vs. PHI	L													
3/14 at CHA	W	20:41	5-11	0-2	1-1	0	5	5	4	3	0	3	1	11
3/12 at CHA	W	19:42	4-7	0-1	3-3	0	3	3	1	0	0	1	0	11
3/10 at MIA	L	25:10	3-8	2-7	0-0	0	3	3	8	3	0	3	0	8

**Injury List** — Missed 36 games due to Left Knee; ACL Surgery (10/19, 10/28, 10/30, 11/2, 11/4, 11/6, 11/7, 11/9, 11/11, 11/13, 11/16, 11/18, 11/20, 11/21, 11/25, 11/28, 11/30, 12/2, 12/4, 12/6, 12/9, 12/10, 12/12, 12/14, 12/16, 12/17, 12/21, 12/23, 12/26, 12/29, 12/31, 1/2, 1/4, 1/6, 1/8, 1/10); Missed 1 game due to Left Knee, ACL Surgery (10/22); Missed 4 games due to Left Knee ACL Surgery (10/23, 10/26, 11/23, 12/19); Missed 1 game due to Left Knee; SCL Surgery (11/27); Missed 5 games due to Left Knee; Injury Management - ACL Recovery (1/20, 1/27, 2/6, 2/10, 2/23); Missed 1 game due to Illness (2/15)

	2022-23 HIGHS	CAREER HIGHS
PTS	13 vs. MEM 2/2/23	37 at NYK 11/7/21
FGM	5 at CHA 3/14/23	13 at NYK 11/7/21
FGA	11 at CHA 3/14/23	25 at NOP 12/28/21
3FGM	3 vs. MEM 2/2/23	8 at NYK 11/7/21
3FGA	7 at MIA 3/10/23	10 at BKN 11/17/21
FTM	7 vs. SAS 2/13/23	13 2 times
FTA	8 vs. SAS 2/13/23	14 2 times
OREB	2 vs. DET 3/4/23	5 vs. LAC 11/12/16
DREB	5 2 times	12 2 times
TREB	5 3 times	13 4 times
ASTS	9 at IND 2/5/23	19 vs. WAS 3/13/17
STLS	3 vs. CHI 2/11/23	8 2 times
BLKS	2 vs. DET 3/4/23	2 6 times
MINS	25 at MIA 3/10/23	49 at DAL 3/19/14

## NOTES:

🏆 Tallied a season-high 13 points, including 3-6 (.500) shooting from beyond the arc, four assists, two steals and one block in a season-high 21 minutes off the bench on Feb. 2 vs. MEM.

🏆 Chipped in 9 points and 3 rebounds in 10 minutes on Jan. 12 at POR during his season-debut and first game back after an ACL injury on Dec. 28, 2021 at New Orleans.

🏆 **2021-22:** Played in 34 games (eight starts) for Cleveland last season, averaging a **career-high tying 13.1 points**, 6.6 assists, 4.1 rebounds and 1.44 steals in 28.5 minutes before missing the final 48 games with a season-ending ACL tear

🏆 Recorded a **career-high 37 points**, shooting 8-9 (.889) from the three-point line, 10 assists and three rebounds in 31 minutes off the bench on Nov. 7 at New York, **becoming the first player in NBA history with at least 30 points, 10 assists and eight three-pointers in a game off the bench.** Rubio became the first player in Cavs team history to make his first eight three-point attempts of a game [via Elias Sports Bureau].







## #8 Lamar Stevens

Forward • 6-8 • 225lbs • 07/09/1997 • Penn State/USA

3rd Year Pro

**PERSONAL:** Wrote a children's book, Lamar's Climb, that traces his path from Philadelphia to State College and was illustrated by children and young adults with Down syndrome...2019-20 Senior CLASS All-America Second Team selection while at Penn State for his achievements on and off the court.

	GP	GS	PPG	RPG	APG	SPG	BPG	MPG	FG%	3FG%	FT%
2022-23	53	22	5.6	3.2	0.6	0.43	0.28	18.2	.468	.321	.725
Career	156	35	5.4	2.8	0.6	0.46	0.29	15.9	.475	.281	.718

	POINTS				REB	AST	BLK	STL			
	10+	20+	30+		10+	10+	3+	3+	DBL-DBL	TPL-DBL	
2022-23	8	--	--		1	--	1	2	1	--	
Career	22	1	--		2	--	2	5	2	--	

## RECENT GAMES

OPPONENT	W/L	MIN	FG-A	3P-A	FT-A	OR	DR	TR	A	PF	ST	TO	BS	PTS
3/17 vs. WAS	W	21:11	4-6	0-1	1-2	1	3	4	1	1	1	0	0	9
3/15 vs. PHI	L	11:54	2-4	2-3	0-0	0	2	2	0	0	0	0	0	6
3/14 at CHA	W	25:45	4-8	1-1	2-2	2	2	4	1	0	0	0	0	11
3/12 at CHA	W	30:07	4-6	1-1	0-0	1	5	6	0	5	1	0	1	9
3/10 at MIA	L	24:43	2-5	1-3	3-4	2	3	5	0	3	0	0	0	8

**Injury List** — Missed 3 games due to illness; Non-Covid (11/25, 11/27, 11/28); Missed 1 game due to illness; Non-Covid Related (11/30); Missed 3 games due to Right Knee; Soreness (12/17, 12/19, 12/21)

	2022-23 HIGHS	CAREER HIGHS
PTS	18 at DAL 12/14/22	23 at UTA 1/12/22
FGM	8 at DAL 12/14/22	10 at UTA 1/12/22
FGA	15 at DAL 12/14/22	15 2 times
3FGM	2 5 times	2 8 times
3FGA	6 at DAL 12/14/22	6 at DAL 12/14/22
FTM	5 2 times	7 vs. SAS 3/19/21
FTA	6 vs. MIN 11/13/22	8 vs. SAS 3/19/21
OREB	6 vs. BOS 3/6/23	6 vs. BOS 3/6/23
DREB	11 at DAL 12/14/22	11 at DAL 12/14/22
TREB	11 at DAL 12/14/22	11 2 times
ASTS	4 at ATL 2/24/23	4 3 times
STLS	3 2 times	3 5 times
BLKS	4 at MIL 11/16/22	4 at MIL 11/16/22
MINS	38 at DAL 12/14/22	38 at DAL 12/14/22

## NOTES:

- Contributed 11 points on 5-6 (.833) shooting from the field, three rebounds, a career-high tying three steals and two blocks in 25 minutes off the bench on Jan. 10 at UTA.
- Recorded his second career double-double with a season-high 18 points on 8-15 (.533) shooting from the field, a career-high tying 11 rebounds and two assists in 38 minutes on Dec. 14 at DAL. It was the third time in his career with 18+ points and second time grabbing 10+ rebounds.
- Contributed 12 points on 3-5 (.600) shooting from the field in 28 minutes on Nov. 23 vs. POR.
- Chipped in 10 points, five rebounds and a career-high four blocks in 34 minutes on Nov. 16 at MIL.
- Contributed a season-high 15 points on 5-10 (.500) shooting from the field, six rebounds and one block in a season-high 30 minutes during his first start of the season on Nov. 13 vs. MIN.
- 2021-22:** Appeared in 63 games (13 starts) with Cleveland, averaging 6.1 points on .489 shooting from the field and 2.6 rebounds in 16.1 minutes. Scored 10+ points 11 times and 20+ points on one occasion last season.
- Recorded a **career-high 23 points** on 10-15 (.667) shooting from the field, seven rebounds and two steals in 30 minutes at Utah on Jan. 12, 2022



## #32 Dean Wade

Forward • 6-9 • 219lbs • 11/20/1996 • Kansas State/USA

4th Year Pro

**PERSONAL:** Full name is Dean Jackson Wade...graduated in May 2019 with a bachelor's degree in social science...father, Jay, lettered one season on the Kansas State football team...mother, Trish, played volleyball and basketball at Barton Community College and is in the school's Hall of Fame...has an older sister, Teresa, who an all-state volleyball player at St. John and the 2010 Class 1A State Division I MVP.

	GP	GS	PPG	RPG	APG	SPG	BPG	MPG	FG%	3FG%	FT%
2022-23	39	9	4.5	3.3	0.8	0.62	0.46	19.9	.408	.349	.652
Career	165	56	5.1	3.1	1.0	0.55	0.30	18.4	.439	.361	.699

	POINTS				REB	AST	BLK	STL			
	10+	20+	30+		10+	10+	3+	3+	DBL-DBL	TPL-DBL	
2022-23	5	1	--		1	--	--	1	--	--	
Career	31	2	--		4	--	2	8	2	--	

## RECENT GAMES

OPPONENT	W/L	MIN	FG-A	3P-A	FT-A	OR	DR	TR	A	PF	ST	TO	BS	PTS
3/17 vs. WAS	W	3:55	0-0	0-0	0-0	0	0	0	0	0	0	0	0	0
3/15 vs. PHI	L													
3/14 at CHA	W	19:22	0-4	0-4	0-0	0	0	0	0	2	0	0	1	0
3/12 at CHA	W													
3/10 at MIA	L													

**Injury List** — Missed 6 games due to Right Knee; Soreness (11/11, 11/13, 11/16, 11/18, 11/20, 11/21); Missed 23 games due to Left Shoulder; Sprain (12/4, 12/6, 12/9, 12/10, 12/12, 12/14, 12/16, 12/17, 12/21, 12/23, 12/26, 12/29, 12/31, 1/2, 1/4, 1/6, 1/8, 1/10, 1/12, 1/14, 1/16, 1/18, 1/20); Missed 1 game due to Left Shoulder Sprain (12/19)

	2022-23 HIGHS	CAREER HIGHS
PTS	22 vs. NYK 10/30/22	22 vs. NYK 10/30/22
FGM	8 vs. NYK 10/30/22	8 2 times
FGA	11 vs. NYK 10/30/22	14 2 times
3FGM	6 vs. NYK 10/30/22	6 2 times
3FGA	8 vs. NYK 10/30/22	11 vs. PHI 4/1/21
FTM	4 vs. WAS 10/23/22	4 2 times
FTA	5 2 times	5 4 times
OREB	2 2 times	5 vs. GSW 11/18/21
DREB	10 at MIL 11/25/22	10 3 times
TREB	12 at MIL 11/25/22	12 3 times
ASTS	3 2 times	5 vs. GSW 11/18/21
STLS	3 vs. PHI 11/30/22	3 8 times
BLKS	2 2 times	3 2 times
MINS	39 at BOS 10/28/22	40 vs. GSW 11/18/21

## NOTES:

- Tallied seven points, a career-high tying 12 rebounds, two assists, one steal and one block in 36 minutes on Nov. 25 at MIL.
- Chipped in a **CAREER-HIGH 22 points** on 8-11 (.727) shooting from the field, including 6-8 (.750) shooting from beyond the arc, four rebounds and three assists in 33 minutes on Oct. 30 vs. NYK.
- Tallied 12 PTS on 4-7 (.571) shooting from beyond the arc, 3 REB and 1 STL in 30 MIN during his first start of the season on Oct. 26 vs. ORL.
- Contributed a season-high 12 points on 3-4 (.750) shooting from the field, three rebounds, two assists and one block in 21 minutes off the bench on Oct. 23 vs. WAS
- 2021-22:** Appeared in 51 games (career-high 28 starts) with Cleveland...averaged 5.3 points on .456 shooting from the field and 2.9 rebounds in 19.2 minutes. Scored 10+ points 11 times, including one double-double on the season.
- Recorded a season-high 17 points twice; on Nov. 18 vs. Golden State, recorded 17 points (7-13, .538), nine rebounds and five assists in a career-high 40 minutes and on Dec. 26 vs. TOR finished with 17 points, three rebounds, two assists and one steal in 28 minutes
- Made a season-high four three-pointers twice (4-7 3FG on Jan. 24 vs. NYK and 4-5 3FG on Jan. 30 at DET)







## #9 Dylan Windler

Guard/Forward • 6-6 • 199lbs • 09/22/1996 • Belmont/USA

3rd Year Pro

**PERSONAL:** 2018-19 Male Scholar Athlete of the Year by the Division I-AAA Athletics Directors Association with his 3.74 GPA...championship golfer in high school, conference and county champion and state qualifier...majored in Accounting...has one sibling, Corey...lists Kevin Durant, James Harden, Phil Mickelson as favorite athletes...four-year letter-winner at Perry Meridian High School for head coach Brent Keck...late bloomer in basketball who developed into one of the top players in the state of Indiana...2015 IBCA/Subway Boys' Basketball All-State...named to prestigious Indiana North-South All-Star Classic roster...averaged 27.3 points and 10.2 rebounds per game as a senior, led all Indiana players in scoring and rebounding for classification.

	GP	GS	PPG	RPG	APG	SPG	BPG	MPG	FG%	3FG%	FT%		2022-23 HIGHS	CAREER HIGHS
2022-23	2	0	2.5	0.0	0.5	0.50	0.00	4.0	.667	.500	.000	PTS	3 vs. WAS 3/17/23	15 vs. ATL 2/23/21
Career	83	0	3.3	2.4	0.8	0.41	0.18	11.8	.416	.322	.800	FGM	1 2 times	5 vs. ATL 2/23/21
	POINTS				REB	AST	BLK	STL						
	10+	20+	30+		10+	10+	3+	3+	DBL-DBL	TPL-DBL				
2022-23	--	--	--		--	--	--	--	--	--				
Career	6	--	--		1	--	--	1	1	--				

RECENT GAMES														
OPPONENT	W/L	MIN	FG-A	3P-A	FT-A	OR	DR	TR	A	PF	ST	TO	BS	PTS
3/17 vs. WAS	W	3:55	1-1	1-1	0-0	0	0	0	0	0	0	0	0	3
3/15 vs. PHI	L													
3/14 at CHA	W	4:07	1-2	0-1	0-0	0	0	0	1	0	1	1	0	2
3/12 at CHA	W													
3/10 at MIA	L													
Inactive - G League on Assignment														

**Injury List** — Missed 57 games due to Right Ankle; Sprain (10/19, 10/22, 10/23, 10/26, 10/28, 10/30, 11/4, 11/6, 11/7, 11/9, 11/11, 11/13, 11/16, 11/18, 11/20, 11/21, 11/23, 11/25, 11/27, 11/28, 11/30, 12/2, 12/4, 12/6, 12/9, 12/10, 12/12, 12/14, 12/16, 12/17, 12/19, 12/21, 12/23, 12/26, 12/29, 12/31, 1/2, 1/4, 1/6, 1/8, 1/10, 1/12, 1/14, 1/16, 1/18, 1/20, 1/21, 1/24, 1/26, 1/27, 1/29, 1/31, 2/2, 2/5, 2/6, 2/8, 2/10)

**I - GLA** — 6 on the season.

## NOTES:

🏆 **2021-22:** Appeared in 50 games with Cleveland, averaging 2.2 points and 1.8 rebounds in 9.2 minutes.

🏆 Recorded a season-high 13 points (4-5 FG, 3-3 3FG), three assists and one steal in 21 minutes on Nov. 3, 2021 versus Portland.





NO.	PLAYER	POS.	HT.	WT.	BIRTHDATE	PRIOR TO NBA/HOME COUNTRY	NBA EXP.
31	Jarrett Allen	C	6-11	248	04/21/1998	Texas/USA	6th
21	Mamadi Diakite*	F	6-9	224	01/21/1997	Virginia/Guinea	3rd
10	Darius Garland	G	6-1	186	01/26/2000	Vanderbilt/USA	4th
14	Danny Green	F	6-6	215	06/22/1987	North Carolina/	14th
3	Caris LeVert	G	6-6	205	08/25/1994	Michigan/USA	7th
33	Robin Lopez	C	7-0	280	04/01/1988	Stanford/USA	15th
5	Sam Merrill	G	6-4	205	05/15/1996	Utah State/USA	3rd
45	Donovan Mitchell	G	6-3	215	09/07/1996	Louisville/USA	6th
4	Evan Mobley	F/C	7-0	215	06/18/2001	USC/USA	2nd
15	Isaiah Mobley*	F	6-10	240	09/24/1999	USC/USA	R
19	Raul Neto	G	6-2	180	05/19/1992	UCAM Murcia (Spain)/Brazil	8th
35	Isaac Okoro	G	6-6	225	01/26/2001	Auburn/USA	3rd
16	Cedi Osman	F	6-7	230	04/08/1995	Anadolu Efes (Turkey)/Macedonia/Turkey	6th
13	Ricky Rubio	G	6-3	190	10/21/1990	FC Barcelona (Spain)/Spain	12th
8	Lamar Stevens	F	6-8	225	07/09/1997	Penn State/USA	3rd
32	Dean Wade	F	6-9	219	11/20/1996	Kansas State/USA	4th
9	Dylan Windler	G/F	6-6	199	09/22/1996	Belmont/USA	3rd

\*Player under two-way contract

## STAFF

### HEAD COACH

J.B. Bickerstaff (Minnesota)

### ASSOCIATE HEAD COACH

Greg Buckner (Clemson)

### ASSISTANT COACHES

Antonio Lang (Duke)

Luke Walton (Arizona)

Sidney Lowe (North Carolina State)

J.J. Outlaw (Villanova)

Dan Geriot (Richmond)

### SR. DIRECTOR, PLAYER HEALTH/HEAD ATHLETIC TRAINER

Stephen Spiro (Temple)

### HEAD STRENGTH AND CONDITIONING COORDINATOR

Derek Millender (South Alabama)

## PRONUNCIATION GUIDE

**Mamadi Diakite** (MAH-mah-dee dee-ah-KEE-tay); **Raul Neto** (Hah-OOL Nett-oh); **Isaac Okoro** (oh-CORE-oh); **Cedi Osman** (JED-e AUSS-min)





BY CAVALIERS	AN INDIVIDUAL...	BY OPPONENT
42 PTS, Donovan Mitchell: (CLE L, 115-119) @ Miami, 03/10/23	Scored 30+ points	36 PTS, Joel Embiid: (CLE L, 109-118) vs. Philadelphia, 03/15/23
42 PTS, Donovan Mitchell: (CLE L, 115-119) @ Miami, 03/10/23	Scored 40+ points	41 PTS, Jayson Tatum: (CLE L, 113-117) @ Boston, 03/01/23
71 PTS, Donovan Mitchell: (CLE W, 145-134 (OT)) vs. Chicago, 01/02/23	Scored 50+ points	50 PTS, Damian Lillard: (CLE W, 119-113) @ Portland, 01/12/23
17 REB, Evan Mobley: (CLE W, 118-114 (OT)) vs. Boston, 03/06/23	Had 15+ Rebounds	18 REB, Joel Embiid: (CLE L, 109-118) vs. Philadelphia, 03/15/23
20 REB, Jarrett Allen: (CLE L, 117-119) @ LA Clippers, 11/07/22	Had 20+ Rebounds	23 REB, Clint Capela: (CLE L, 118-121) vs. Atlanta, 12/31/21
25 REB, Anderson Varejão: (CLE W, 87-81 (OT)) vs. Orlando, 01/02/14	Had 25+ Rebounds	26 REB, Jayson Williams: (CLE W, 85-74) @ Brooklyn, 11/13/97
17 AST, Darius Garland: (CLE L, 120-131) vs. LA Lakers, 03/21/22	Had 15+ assists	17 AST, Russell Westbrook: (CLE L, 105-120) @ Washington, 05/14/21
22 AST, Andre Miller: (CLE L, 91-94) vs. Philadelphia, 12/15/01	Had 20+ assists	20 AST, Russell Westbrook: (CLE L, 124-148) vs. Oklahoma City, 01/20/18
8 BLK, Evan Mobley: (CLE W, 112-88) @ Detroit, 11/04/22	Had 5+ Blocks	6 BLK, Myles Turner: (CLE L, 126-135) @ Indiana, 12/29/22
11 BLK, Larry Nance: (CLE W, 104-96) vs. New York, 01/07/89	Had 10+ Blocks	10 BLK, Calvin Booth: (CLE W, 104-96) @ Oklahoma City, 01/13/04
5 STL, Darius Garland: (CLE W, 132-122 (2OT)) vs. Charlotte, 11/18/22	Had 5+ Steals	5 STL, Ayo Dosunmu: (CLE W, 103-102) @ Chicago, 12/31/22
11 FGM, Darius Garland: (CLE W, 117-94) vs. Washington, 03/17/23	Made 10+ Field Goals	12 FGM, Joel Embiid: (CLE L, 109-118) vs. Philadelphia, 03/15/23
15 FGM, Donovan Mitchell: (CLE L, 115-119) @ Miami, 03/10/23	Made 15+ Field Goals	16 FGM, Damian Lillard: (CLE W, 119-113) @ Portland, 01/12/23
22 FGM, Donovan Mitchell: (CLE W, 145-134 (OT)) vs. Chicago, 01/02/23	Made 20+ Field Goals	21 FGM, Jamal Murray: (CLE L, 103-120) vs. Denver, 02/19/21
8 3FGM, Donovan Mitchell: (CLE L, 115-119) @ Miami, 03/10/23	Made 7+ 3-Pointers	8 3FGM, Julius Randle: (CLE L, 103-105) @ New York, 01/24/23
10 3FGM/10 3FGM, Cedi Osman/Caris LeVert: (CLE L, 109-118) vs. Philadelphia, 03/15/23	10+ 3-Pointer Attempts	11 3FGM, Marcus Smart: (CLE W, 118-114 (OT)) vs. Boston, 03/06/23
20 FTM, Donovan Mitchell: (CLE W, 145-134 (OT)) vs. Chicago, 01/02/23	Made 15+ Free Throws	17 FTM, Joel Embiid: (CLE L, 108-112) vs. Philadelphia, 04/03/22
20 FTM, Donovan Mitchell: (CLE W, 145-134 (OT)) vs. Chicago, 01/02/23	Made 20+ Free Throws	23 FTM, Dwyane Wade: (CLE L, 89-92) @ Miami, 02/01/07
5 FB, Isaac Okoro: (CLE W, 95-93) vs. New York, 01/24/22	Made 5+ Fast Breaks	6 FB, Jaylen Brown: (CLE L, 103-141) @ Boston, 01/24/21
* Never Has Happened *	10+ Fast Break Attempts	* Never Has Happened *
6 TO, Darius Garland: (CLE W, 117-109) vs. San Antonio, 02/13/23	5+ Turnovers	6 TO, Joel Embiid: (CLE L, 109-118) vs. Philadelphia, 03/15/23
19 FD, Donovan Mitchell: (CLE W, 145-134 (OT)) vs. Chicago, 01/02/23	10+ Fouls Drawn	10 FD, Lauri Markkanen: (CLE L, 114-116) @ Utah, 01/10/23
209.1 OR, Dean Wade: (CLE L, 106-112) vs. Boston, 03/04/20	200+ Offensive Rating	218.0 OR, Tony Bradley: (CLE L, 113-126) vs. Utah, 03/02/20
* Never Has Happened *	200+ Defensive Rating	* Never Has Happened *
14 FGM/10 FGM, Donovan Mitchell/Evan Mobley: (CLE W, 118-114 (OT)) vs. Boston, 03/06/23	Two Players with 10+ Field Goals Made	11 FGM/10 FGM, Kelly Oubre Jr./Terry Rozier: (CLE W, 120-104) @ Charlotte, 03/14/23
8 3FGM/8 3FGM/6 3FGM, Donovan Mitchell/Kevin Love/Dean Wade: (CLE W, 121-108) vs. New York, 10/30/22	Two Players with 5+ 3-Pointers Made	6 3FGM/5 3FGM, Tyrese Haliburton/Buddy Hield: (CLE L, 126-135) @ Indiana, 12/29/22
11 PTS, 10 REB, 14 AST, Darius Garland: (CLE W, 111-91) @ Utah, 01/12/22	Had a triple-double	24 PTS, 18 REB, 13 AST, Nikola Jokic: (CLE L, 109-115) vs. Denver, 02/23/23
29 PTS, 22 REB, Jarrett Allen: (CLE W, 102-101) @ Charlotte, 02/04/22	Had a 20/20 game	21 PTS, 20 REB, Domantas Sabonis: (CLE L, 102-111) vs. Indiana, 05/10/21
2nd period, Caris LeVert: (CLE L, 109-118) vs. Philadelphia, 03/15/23	Had a four-point play	4th period, Tyler Herro: (CLE L, 97-100) vs. Miami, 01/31/23
A TEAM...		
120 PTS, (CLE W, 120-104) @ Charlotte, 03/14/23	Scored 120+ points	136 PTS, (CLE L, 119-136) @ Atlanta, 02/24/23
145 PTS, (CLE W, 145-134 (OT)) vs. Chicago, 01/02/23	Scored 130+ points	136 PTS, (CLE L, 119-136) @ Atlanta, 02/24/23
145 PTS, (CLE W, 145-134 (OT)) vs. Chicago, 01/02/23	Scored 140+ points	141 PTS, (CLE L, 105-141) vs. Portland, 05/05/21
154 PTS, (CLE W, 154-153 (4OT)) vs. LA Lakers, 01/29/80	Scored 150+ points	153 PTS, (CLE W, 154-153 (4OT)) vs. LA Lakers, 01/29/80
.614 (43-70), (CLE W, 122-99) vs. Utah, 12/19/22	Shot .600+ from the field	.616 (53-86), (CLE L, 115-135) vs. Toronto, 04/10/21
23 PTS, (CLE W, 117-94) vs. Washington, 03/17/23	Won by 20+ points	24 PTS, (CLE L, 107-131) @ Atlanta, 03/31/22
32 PTS, (CLE W, 128-96) @ Chicago, 10/22/22	Won by 30+ points	36 PTS, (CLE L, 105-141) vs. Portland, 05/05/21
43 PTS, (CLE W, 110-67) vs. Philadelphia, 01/15/94	Won by 40+ points	41 PTS, (CLE L, 92-133) vs. LA Clippers, 02/09/20
68 PTS, (CLE W, 148-80) vs. Miami, 12/17/91	Won by 50+ points	55 PTS, (CLE L, 57-112) @ LA Lakers, 01/11/11
63 REB, (CLE W, 118-114 (OT)) vs. Boston, 03/06/23	Had 60+ rebounds	61 REB, (CLE W, 118-114 (OT)) vs. Boston, 03/06/23
35 AST, (CLE W, 122-99) vs. LA Clippers, 01/29/23	Had 35+ assists	35 AST, (CLE W, 119-116 (OT)) vs. Denver, 03/18/22
41 AST, (CLE W, 122-100) vs. Detroit, 04/09/14	Had 40+ assists	43 AST, (CLE L, 94-141) @ Philadelphia, 12/07/19
50 FGM, (CLE L, 126-135) @ Indiana, 12/29/22	Made 50+ field goals	50 FGM, (CLE L, 119-136) @ Atlanta, 02/24/23





20 3FGM, (CLE W, 122-99) vs. LA Clippers, 01/29/23	Made 20+ 3-pointers	23 3FGM, (CLE L, 114-120) vs. Golden State, 01/20/23
35 FTM, (CLE W, 105-94) vs. LA Clippers, 02/05/15	Made 35+ free throws	35 FTM, (CLE L, 108-112) vs. Philadelphia, 04/03/22
1st OT, (CLE W, 118-114 (OT)) vs. Boston, 03/06/23	Overtime Win	1st OT, (CLE L, 118-134 (OT)) vs. Phoenix, 05/04/21
2nd OT, (CLE W, 132-122 (2OT)) vs. Charlotte, 11/18/22	Double-Overtime Win	3rd OT, (CLE L, 139-148 (3OT)) vs. Brooklyn, 02/13/19
* Never Has Happened *	Triple-Overtime Win	3rd OT, (CLE L, 139-148 (3OT)) vs. Brooklyn, 02/13/19
4th OT, (CLE W, 154-153 (4OT)) vs. LA Lakers, 01/29/80	Quadruple-Overtime Win	4th OT, (CLE L, 129-131 (4OT)) vs. Portland, 10/18/74

## THE CAVALIERS (SINGLE-SEASON)...

2/2/2023 — 2/13/2023 (7)	Won 5 straight	--
11/11/2017 — 12/6/2017 (13)	Won 10 straight	--
12/10/2022 — 12/21/2022 (5)	Won 5 straight at home	--
11/7/2017 — 1/2/2018 (13)	Won 10 straight at home	--
1/19/2015 — 4/5/2015 (18)	Won 15 straight at home	--
2/9/2018 — 3/7/2018 (5)	Won 5 straight on road	--
* Never Has Happened *	Won 10 straight on road	--
* Never Has Happened *	Won 15 straight on road	--
11/7/2022 — 11/16/2022 (5)	Lost 5 straight	--
4/23/2021 — 5/10/2021 (11)	Lost 10 straight	--
4/28/2021 — 5/10/2021 (7)	Lost 5 straight at home	--
11/7/2022 — 11/25/2022 (5)	Lost 5 straight on road	--





CAVALIERS RECORD WHEN...	OVERALL	HOME	ROAD	NUMBER OF TIMES RECORDING	POINTS	REB	AST	BLK	STL	DD	TD		
Outrebounding opponent	29-7	18-1	11-6	Jarrett Allen	47	16	--	34	--	6	3	29	--
Outrebounded by opponent	14-20	10-7	4-13	Mamadi Diakite	--	--	--	--	--	--	--	--	--
Tied in Rebounding	2-1	1-0	1-1	Darius Garland	60	36	8	--	17	--	9	17	--
Shooting better than opponent	29-10	21-4	8-6	Danny Green	--	--	--	--	--	--	--	--	--
Shooting worse than opponent	16-17	8-4	8-13	Caris LeVert	42	13	1	1	--	1	4	1	--
Shooting same than opponent	0-1	0-0	0-1	Robin Lopez	1	--	--	--	--	--	--	--	--
More FTM than opponent	28-9	21-4	7-5	Kevin Love	13	3	--	5	1	--	--	5	--
Less FTM than opponent	13-18	7-4	6-14	Sam Merrill	--	--	--	--	--	--	--	--	--
Same FTM than opponent	4-1	1-0	3-1	Donovan Mitchell	59	46	25	3	2	--	11	5	--
More 3FGM than opponent	27-4	18-1	9-3	Evan Mobley	64	16	2	23	--	10	2	21	--
Less 3FGM than opponent	15-23	10-7	5-16	Isaiah Mobley	--	--	--	--	--	--	--	--	--
Same 3FGM than opponent	3-1	1-0	2-1	Raul Neto	3	--	--	--	--	1	--	--	--
More assists than opponent	31-11	19-2	12-9	Isaac Okoro	17	1	--	--	1	3	--	--	--
Less assists than opponent	11-16	8-6	3-10	Cedi Osman	27	6	--	1	--	3	1	--	--
Same assists than opponent	3-1	2-0	1-1	Ricky Rubio	3	--	--	--	--	1	--	--	--
More turnovers than opponent	13-8	9-1	4-7	Lamar Stevens	8	--	--	1	--	1	2	1	--
Less turnovers than opponent	29-19	18-6	11-13	Dean Wade	5	1	--	1	--	2	1	--	--
Same turnovers than opponent	3-1	2-1	1-0	Dylan Windler	--	--	--	--	--	--	--	--	--
Bench outscores opponent bench	19-8	13-3	6-5	NUMBER OF TIMES LEADING TEAM IN . . . (INCLUDES TIES)									
Opponent bench outscores CLE	25-19	15-5	10-14	PTS	REB	AST	BLK	STL	MIN				
Bench scoring equal	1-1	1-0	0-1	Jarrett Allen	5	36	--	34	10	12			
Scoring less than 80 points	0-0	0-0	0-0	Mamadi Diakite	--	--	--	2	--	--			
Scoring between 80-89 points	0-2	0-0	0-2	Darius Garland	22	--	50	1	20	19			
Scoring between 90-99 points	2-3	2-2	0-1	Danny Green	--	--	--	--	--	--			
Scoring between 100-109	6-9	2-3	4-6	Caris LeVert	8	2	9	9	13	9			
Scoring 110 or more points	36-13	24-3	12-10	Robin Lopez	--	--	--	3	--	--			
Opponent scores less than 80	0-0	0-0	0-0	Kevin Love	--	8	1	2	--	--			
Opponent scores between 80-89	6-0	5-0	1-0	Sam Merrill	--	--	--	--	--	--			
Opponent scores between 90-99	15-1	9-0	6-1	Donovan Mitchell	37	1	18	7	27	19			
Opponent scores between 100-109	16-6	9-2	7-4	Evan Mobley	7	33	1	37	8	10			
Opponent scores 110 or more	8-21	6-6	2-15	Isaiah Mobley	--	--	--	1	--	--			
				Raul Neto	--	--	2	1	4	1			
				Isaac Okoro	--	--	--	11	18	1			
				Cedi Osman	1	1	--	2	6	1			
				Ricky Rubio	--	--	2	1	6	--			
				Lamar Stevens	--	2	1	3	4	1			
				Dean Wade	--	1	--	6	1	--			
				Dylan Windler	--	--	--	--	--	--			

STARTING LINEUPS							
LAST USED	GAME	FORWARD	FORWARD	CENTER	GUARD	GUARD	RECORD
10/19	at Raptors	Donovan Mitchell	Evan Mobley	Jarrett Allen	Darius Garland	Caris LeVert	0-1
10/23	vs. Wizards	Caris LeVert	Evan Mobley	Jarrett Allen	Donovan Mitchell	Isaac Okoro	2-0
10/30	vs. Knicks	Evan Mobley	Dean Wade	Jarrett Allen	Caris LeVert	Donovan Mitchell	3-0
11/4	at Pistons	Evan Mobley	Dean Wade	Jarrett Allen	Caris LeVert	Isaac Okoro	1-0
11/11	at Warriors	Caris LeVert	Evan Mobley	Jarrett Allen	Darius Garland	Donovan Mitchell	2-3
11/13	vs. Timberwolves	Kevin Love	Lamar Stevens	Evan Mobley	Darius Garland	Caris LeVert	0-1
11/16	at Bucks	Caris LeVert	Lamar Stevens	Evan Mobley	Darius Garland	Donovan Mitchell	0-1
11/25	at Bucks	Evan Mobley	Dean Wade	Jarrett Allen	Darius Garland	Donovan Mitchell	0-1
11/27	at Pistons	Evan Mobley	Dean Wade	Robin Lopez	Darius Garland	Donovan Mitchell	1-0
11/28	at Raptors	Isaac Okoro	Dean Wade	Evan Mobley	Darius Garland	Donovan Mitchell	0-1
11/30	vs. 76ers	Mamadi Diakite	Dean Wade	Evan Mobley	Darius Garland	Donovan Mitchell	1-0
12/2	vs. Magic	Lamar Stevens	Dean Wade	Evan Mobley	Darius Garland	Donovan Mitchell	1-0
12/4	at Knicks	Mamadi Diakite	Lamar Stevens	Evan Mobley	Darius Garland	Donovan Mitchell	0-1
12/10	vs. Thunder	Evan Mobley	Lamar Stevens	Jarrett Allen	Darius Garland	Caris LeVert	1-1
12/29	at Pacers	Evan Mobley	Lamar Stevens	Jarrett Allen	Darius Garland	Donovan Mitchell	7-3
1/2	vs. Bulls	Kevin Love	Lamar Stevens	Jarrett Allen	Caris LeVert	Donovan Mitchell	2-0
1/27	at Thunder	Evan Mobley	Isaac Okoro	Jarrett Allen	Darius Garland	Caris LeVert	2-4
2/8	vs. Pistons	Evan Mobley	Isaac Okoro	Jarrett Allen	Caris LeVert	Raul Neto	1-0
3/8	at Heat	Evan Mobley	Isaac Okoro	Jarrett Allen	Darius Garland	Donovan Mitchell	17-9
3/10	at Heat	Evan Mobley	Isaac Okoro	Jarrett Allen	Caris LeVert	Donovan Mitchell	1-1
3/14	at Hornets	Isaac Okoro	Lamar Stevens	Evan Mobley	Darius Garland	Caris LeVert	1-0
3/17	vs. Wizards	Isaac Okoro	Lamar Stevens	Evan Mobley	Darius Garland	Donovan Mitchell	2-1







## GAMES MISSED DUE TO INJURIES/SUSPENSIONS

NAME	INJURY/ILLNESS	DATES OUT	GAMES MISSED
Jarrett Allen	Left Ankle; Soreness	11/13	1
	Illness; Non-Covid Related	11/16	1
	Low Back; Contusion	11/27 through 11/28/22; 12/2 through 12/4/22	4
	Back; Contusion	11/30	1
	Right Eye; Contusion	3/12 through 3/17/23	4
Mamadi Diakite	Inactive - Not With Team	10/19	1
	Inactive - Personal	10/23	1
Darius Garland	Left Eye Laceration	10/22 through 10/30/22	5
	Left Knee; Sprain	11/4	1
	Right Thumb; Sprain	12/31/22 through 1/4/23	3
	Right Thumb; Soreness	2/8	1
	Right Quadriceps; Contusion	3/10	1
Caris LeVert	Left Ankle; Sprain	11/21 through 11/27/22	4
	Right Hamstring; Soreness	2/2 through 2/5/23	2
Robin Lopez	Illness	12/26 through 12/29/22	2
Kevin Love	Right Thumb; Fracture	11/20; 11/23 through 11/30/22	6
	Low Back; Soreness	12/9 through 12/12/22	3
	Low Back; Spasms	1/26 through 1/29/23	3
Sam Merrill	Inactive - G League On Assignment	3/17	1
Donovan Mitchell	Left Ankle; Sprain	11/4	1
	Right Ankle; Strain	11/13	1
	Right Lower Leg; Soreness	12/9 through 12/12/22	3
	Left Groin; Strain	1/18 through 1/21/23; 1/26 through 1/27/23	5
	Left Groin; Soreness	2/8	1
	Left Hand; Finger Sprain - Injury Management	3/14	1
Evan Mobley	Right Ankle; Soreness	12/31/22 through 1/2/23	2
Raul Neto	Right Ankle; Sprain	11/2	1
Cedi Osman	Low Back; Soreness	12/29	1
	Neck; Spasms	2/15	1
Ricky Rubio	Left Knee; ACL Surgery	10/19 through 11/25/22; 11/28/22 through 1/10/23	41
	Left Knee; SCL Surgery	11/27	1
	Left Knee; Injury Management - ACL Recovery	1/20; 1/27; 2/6; 2/10; 2/23	5
	Illness	2/15	1
Lamar Stevens	Illness; Non-Covid	11/25 through 11/28/22	3
	Illness; Non-Covid Related	11/30	1
	Right Knee; Soreness	12/17 through 12/21/22	3
Dean Wade	Right Knee; Soreness	11/11 through 11/21/22	6
	Left Shoulder; Sprain	12/4/22 through 1/20/23	24
Dylan Windler	Right Ankle; Sprain	10/19 through 10/30/22; 11/4/22 through 2/10/23	57
	Inactive - G League On Assignment	2/15; 2/24; 3/1 through 3/4/23; 3/8 through 3/10/23	6
TOTAL GAMES MISSED			210





		CLEVELAND CAVALIERS		OPPONENTS
Points	71	Donovan Mitchell vs. CHI 01/02/2023	50	Damian Lillard at POR 01/12/2023
Points in a Quarter	27	Darius Garland (4th) vs. MIN 11/13/2022	20	Brandon Boston Jr. (4th) vs. LAC 01/29/2023
Points in a Half	55	Donovan Mitchell (2nd) vs. CHI 01/02/2023	26	DeMar DeRozan (2nd) vs. CHI 01/02/2023
Field Goals	22	Donovan Mitchell vs. CHI 01/02/2023	17	Giannis Antetokounmpo vs. MIL 12/21/2022
Field Goal Attempts	34	Donovan Mitchell vs. BOS 03/06/2023	32	DeMar DeRozan vs. CHI 01/02/2023
	34	Donovan Mitchell vs. CHI 01/02/2023	32	Terry Rozier vs. CHA 11/18/2022
Field Goal Percentage	1.000	Isaac Okoro (6-6) at MEM 01/18/2023	1.000	Kentavious Caldwell-Pope (6-6) vs. DEN 02/23/2023
3-PT Field Goal	10	Darius Garland vs. MIN 11/13/2022	8	Julius Randle at NYK 01/24/2023
3-PT FG Attempts	18	Donovan Mitchell at UTA 01/10/2023	16	Terry Rozier vs. CHA 11/18/2022
3-PT FG Percentage	1.000	Cedi Osman (7-7) vs. LAC 01/29/2023	1.000	Kentavious Caldwell-Pope (4-4) vs. DEN 02/23/2023
Free Throws	20	Donovan Mitchell vs. CHI 01/02/2023	14	Trae Young at ATL 02/24/2023
Free Throw Attempts	25	Donovan Mitchell vs. CHI 01/02/2023	16	Giannis Antetokounmpo vs. MIL 12/21/2022
Free Throw Percentage	1.000	Donovan Mitchell (11-11) at UTA 01/10/2023	1.000	Joel Embiid (10-10) vs. PHI 03/15/2023
			1.000	Taurean Prince (10-10) vs. MIN 11/13/2022
Offensive Rebounds	9	Jarrett Allen vs. DET 02/08/2023	7	Nikola Jokic vs. DEN 02/23/2023
Defensive Rebounds	16	Kevin Love vs. CHI 01/02/2023	16	Deandre Ayton vs. PHX 01/04/2023
	16	Jarrett Allen at LAC 11/07/2022		
Total Rebounds	20	Jarrett Allen at LAC 11/07/2022	18	Joel Embiid vs. PHI 03/15/2023
			18	Nikola Jokic vs. DEN 02/23/2023
			18	Deandre Ayton vs. PHX 01/04/2023
			18	Domantas Sabonis vs. SAC 12/09/2022
Assists	14	Darius Garland at MEM 01/18/2023	14	Tyrese Haliburton vs. IND 12/16/2022
Steals	5	Darius Garland vs. CHA 11/18/2022	5	Ayo Dosunmu at CHI 12/31/2022
Blocks	8	Evan Mobley at DET 11/04/2022	6	Myles Turner at IND 12/29/2022
			6	Brook Lopez at MIL 11/25/2022
Minutes	49:48	Donovan Mitchell vs. CHI 01/02/2023	48:46	Terry Rozier vs. CHA 11/18/2022
Points in Paint	32	Evan Mobley vs. MIL 01/21/2023	28	Giannis Antetokounmpo vs. MIL 12/21/2022
Second Chance Points	10	Jarrett Allen vs. DET 02/08/2023	11	Jordan Clarkson at UTA 01/10/2023
	10	Jarrett Allen vs. NOP 01/16/2023		
	10	Donovan Mitchell vs. CHI 01/02/2023		
	10	Darius Garland vs. MIN 11/13/2022		
Fast Break Points	11	Darius Garland vs. BKN 12/26/2022	11	O.G. Anunoby at TOR 11/28/2022
	11	Donovan Mitchell at LAC 11/07/2022		

CAVALIERS HIGHS	CAVALIERS LOWS	CATEGORY	OPPONENTS HIGHS	OPPONENTS LOWS
145 vs. CHI 01/02/2023	81 at NYK 12/04/2022	Points	136 at ATL 02/24/2023	85 (2) vs. DET 02/08/2023
38 (2) at NOP 02/10/2023	15 vs. PHX 01/04/2023	Points/1st Qtr.	40 vs. MIN 11/13/2022	14 (3) vs. DET 02/08/2023
44 vs. PHI 11/30/2022	14 (2) at PHI 02/15/2023	Points/2nd Qtr.	49 at ATL 02/24/2023	15 vs. MIA 11/20/2022
74 at HOU 01/26/2023	33 vs. PHX 01/04/2023	Points/1st Half	81 at ATL 02/24/2023	34 vs. LAC 01/29/2023
44 vs. CHI 01/02/2023	10 at MIL 11/25/2022	Points/3rd Qtr.	41 at BOS 03/01/2023	16 at LAL 11/06/2022
42 at PHI 02/15/2023	15 vs. SAC 12/09/2022	Points/4th Qtr.	42 vs. LAC 01/29/2023	15 (3) vs. CHI 02/11/2023
83 vs. CHI 01/02/2023	38 (2) at NYK 12/04/2022	Points/2nd Half	71 at IND 12/29/2022	36 at LAL 11/06/2022
50 at IND 12/29/2022	29 at NYK 12/04/2022	Field Goals	50 at ATL 02/24/2023	29 at DAL 12/14/2022
100 vs. BOS 11/02/2022	70 (2) vs. UTA 12/19/2022	Field Goal Attempts	110 vs. CHA 11/18/2022	66 vs. SAC 12/09/2022
.614 vs. UTA 12/19/2022	.349 at NYK 12/04/2022	Field Goal Percentage	.588 at ATL 02/24/2023	.370 vs. DET 02/08/2023
23 vs. NYK 10/30/2022	4 vs. WAS 03/17/2023	3-PT Field Goal	23 vs. GSW 01/20/2023	2 vs. LAC 01/29/2023
50 vs. NYK 10/30/2022	19 (2) vs. WAS 03/17/2023	3-PT FG Attempts	49 vs. DAL 12/17/2022	18 at OKC 01/27/2023
.606 vs. LAC 01/29/2023	.184 at TOR 11/28/2022	3-PT FG Percentage	.613 at IND 12/29/2022	.105 vs. LAC 01/29/2023
33 vs. CHI 01/02/2023	6 vs. MIA 01/31/2023	Free Throws	30 (3) at UTA 01/10/2023	8 (2) vs. ORL 12/02/2022
45 vs. CHI 01/02/2023	9 vs. ORL 12/02/2022	Free Throw Attempts	37 at UTA 01/10/2023	11 (2) vs. MIL 01/21/2023
1.000 vs. ORL 12/02/2022	.500 vs. MIA 01/31/2023	Free Throw Percentage	1.000 vs. POR 11/23/2022	.500 vs. NYK 10/30/2022
18 at DEN 01/06/2023	3 (2) at PHX 01/08/2023	Offensive Rebounds	19 at SAS 12/12/2022	2 at SAC 11/09/2022
43 vs. CHA 11/18/2022	21 vs. PHI 03/15/2023	Defensive Rebounds	44 vs. BOS 11/02/2022	19 vs. MIA 11/20/2022
58 vs. BOS 03/06/2023	30 at CHA 03/14/2023	Total Rebounds	54 (2) at UTA 01/10/2023	24 at SAC 11/09/2022
35 vs. LAC 01/29/2023	12 at MIL 11/25/2022	Assists	34 vs. IND 12/16/2022	14 (2) at CHI 12/31/2022
14 vs. DET 03/04/2023	1 vs. CHI 01/02/2023	Steals	15 (2) at CHI 12/31/2022	2 at DAL 12/14/2022
26 vs. CHI 01/02/2023	11 (3) vs. MIL 01/21/2023	Fouls	31 vs. CHI 01/02/2023	9 vs. ORL 12/02/2022
21 vs. UTA 12/19/2022	5 at UTA 01/10/2023	Turnovers	23 vs. DET 03/04/2023	7 vs. CHI 01/02/2023
13 at DET 11/04/2022	1 (4) at POR 01/12/2023	Blocks	9 (2) at MIL 11/25/2022	0 vs. LAC 01/29/2023
78 vs. WAS 03/17/2023	32 vs. NYK 10/30/2022	Points in Paint	64 vs. NYK 10/30/2022	24 at DET 11/04/2022
25 (3) at NOP 02/10/2023	4 (4) vs. LAC 01/29/2023	Second Chance Points	27 at UTA 01/10/2023	2 (2) vs. CHI 02/11/2023
29 vs. UTA 12/19/2022	0 at SAC 11/09/2022	Fast Break Points	28 vs. NYK 10/30/2022	0 at DAL 12/14/2022
40 vs. LAC 01/29/2023	0 (2) at PHI 02/15/2023	Biggest Lead	32 at ATL 02/24/2023	0 (6) vs. WAS 03/17/2023
63 vs. LAC 01/29/2023	5 vs. CHI 02/11/2023	Bench Points	64 vs. LAC 01/29/2023	9 (2) at POR 01/12/2023
40 at HOU 01/26/2023	7 at MIN 01/14/2023	Points Off Turnovers	35 vs. CHA 11/18/2022	4 vs. LAL 12/06/2022





## TEAM RECORD

	RECORD	HOME	ROAD	OT
OVERALL	45-28	29-8	16-20	7-0
ATLANTIC	6-9	5-3	1-6	3-0
CENTRAL	12-3	7-0	5-3	1-0
SOUTHEAST	11-3	7-1	4-2	2-0
EASTERN	29-15	19-4	10-11	6-0
SOUTHWEST	7-2	4-0	3-2	1-0
NORTHWEST	4-6	3-2	1-4	--
PACIFIC	5-5	3-2	2-3	--
WESTERN	16-13	10-4	6-9	1-0

## TEAM WINNING &amp; LOSING STREAKS

LONG:	OVERALL	HOME	ROAD
Win	10/22/2022 — 11/6/2022 (8)	11/18/2022 — 12/6/2022 (7)	10/22/2022 — 11/6/2022 (4)
Loss	11/7/2022 — 11/16/2022 (5)	12/23/2022 — 12/26/2022 (2)	11/7/2022 — 11/25/2022 (5)

\*showing most recent streaks

## AFTER 73 GAMES: W45, L28

MARGIN	1	2	3	4	5	6	7	8	9	10	11	12	13	14	15	16	17	18	19	20	21	22	23
Won By:	3	1		2		3		5	1	3	4	2	1	3	2	1		2	1				4
Lost By:	2	3	2	2	2	3	1	2	2		3	2	1		2		1						

MARGIN	24	25	26	27	28	29	30	31	32	33	34	35	36	37	38	39	40	41	42	43	44	45	46
Won By:	2	1	1		2				1														
Lost By:																							

AT START OF:	OVERALL	HOME	ROAD	FG%:	OVERALL	HOME	ROAD
2nd-Ahead:	30-7	21-1	9-6	-44%	7-6	6-1	1-5
-Behind:	15-20	8-7	7-13	45-49%	11-14	6-5	5-9
-Tied:	0-1	0-0	0-1	50-54%	14-8	9-2	5-6
3rd-Ahead:	32-9	21-2	11-7	55-59%	10-0	5-0	5-0
-Behind:	13-16	8-5	5-11	+60%	3-0	3-0	0-0
-Tied:	0-3	0-1	0-2				
4th-Ahead:	33-7	21-2	12-5				
-Behind:	12-19	8-5	4-14				
-Tied:	0-2	0-1	0-1				





TEAM TREND	HOME	AWAY	TTL	LAST GAME	TEAM TREND	HOME	AWAY	TTL	LAST GAME	PLAYER TREND	HOME	AWAY	TTL	LAST GAME
<4 Cavaliers w/ 10+ pts	3-0	0-3	3-3	vs. BOS 3/6/23	Cavaliers shoot 50.0% or better	15-2	9-5	24-7	vs. WAS 3/17/23	Kevin Love w/25+ pts	1-0	0-0	1-0	vs. NYK 10/30/22
4+ Cavaliers w/ 10+ pts	26-8	16-17	42-25	vs. WAS 3/17/23	Opp shoots 50.0% or better	3-5	6-11	9-16	vs. PHI 3/15/23	Kevin Love w/20+ pts	1-0	2-0	3-0	@ CHI 12/31/22
5+ Cavaliers w/ 10+ pts	16-6	14-10	30-16	vs. PHI 3/15/23	Cavaliers shoot 45.0% or better	22-6	14-14	36-20	vs. WAS 3/17/23	Kevin Love w/15+ pts	1-0	3-1	4-1	@ CHI 12/31/22
6+ Cavaliers w/ 10+ pts	5-1	7-2	12-3	@ CHA 3/14/23	Cavaliers shoot 44.0% or below	6-1	1-5	7-6	vs. CHI 2/11/23	Kevin Love w/10+ pts	3-3	4-3	7-6	vs. GSW 1/20/23
7+ Cavaliers w/ 10+ pts	1-1	0-1	1-2	@ IND 12/29/22	Cavaliers shoot 40.0% or below	1-0	0-3	1-3	vs. PHX 1/4/23	Kevin Love w/15+ REB	1-0	0-0	1-0	vs. CHI 1/2/23
8+ Cavaliers w/ 10+ pts	0-0	0-0	0-0		Opp shoots 45.0% or better	13-7	10-16	23-23	vs. WAS 3/17/23	Kevin Love w/10+ REB	3-0	2-0	5-0	vs. CHI 1/2/23
Cavaliers no 20+ pt scorer	0-2	0-2	0-4	vs. MIA 1/31/23	Opp shoots 40.0% or below	6-0	2-0	8-0	vs. TOR 2/26/23	Kevin Love w/10+ asts	0-0	1-0	1-0	@ DET 11/4/22
Opp no 20+ pt scorer	3-0	4-0	7-0	vs. DET 2/8/23	Cavaliers w/10+ 3-pointers made	20-7	10-14	30-21	vs. PHI 3/15/23	Kevin Love w/3+ 3FGM	4-3	3-1	7-4	vs. GSW 1/20/23
2+ Cavaliers w/20+ pt scorer	22-3	13-13	35-16	vs. WAS 3/17/23	Opp w/10+ 3-pointers made	17-8	6-17	23-25	vs. PHI 3/15/23	Kevin Love w/double-double	2-0	3-0	5-0	vs. CHI 1/2/23
2+ Opp w/20+ pt scorer	12-6	5-11	17-17	vs. WAS 3/17/23	Cavaliers w/15+ 3-pointers made	7-1	4-3	11-4	@ MIA 3/10/23	Darius Garland w/50+ pts	0-1	0-0	0-1	vs. MIN 11/13/22
3+ Cavaliers w/20+ pt scorer	8-1	4-4	12-5	vs. WAS 3/17/23	Opp w/15+ 3-pointers made	2-6	0-10	2-16	vs. PHI 3/15/23	Darius Garland w/45+ pts	0-2	0-0	0-2	vs. BKN 12/26/22
3+ Opp w/20+ pt scorer	4-3	0-1	4-4	vs. PHI 3/15/23	Cavaliers 3FG% 40.0% or better	10-2	7-6	17-8	@ CHA 3/14/23	Darius Garland w/40+ pts	1-2	0-0	1-2	vs. BKN 12/26/22
Cavaliers w/30+ pt scorer	15-4	6-9	21-13	@ MIA 3/10/23	Opp 3FG% 40.0% or better	4-8	2-15	6-23	vs. PHI 3/15/23	Darius Garland w/35+ pts	1-2	0-0	1-2	vs. BKN 12/26/22
Opp w/30+ pt scorer	6-4	3-8	9-12	vs. PHI 3/15/23	Cavaliers FT% 80.0 or better	15-3	9-11	24-14	@ CHA 3/14/23	Darius Garland w/30+ pts	3-3	0-2	3-5	@ ATL 2/24/23
All 5 Starters w/10+ pts	6-1	6-2	12-3	@ MIA 3/8/23	Opp FT% 80.0 or better	17-3	6-10	23-13	vs. WAS 3/17/23	Darius Garland w/25+ pts	6-3	3-4	9-7	@ CHA 3/12/23
Opp 5 Starters w/10+ pts	3-1	1-6	4-7	@ CHA 3/12/23	Cavaliers FT% below 70.0	5-4	3-5	8-9	vs. PHI 3/15/23	Darius Garland w/20+ pts	14-4	8-10	22-14	vs. WAS 3/17/23
2+ reserves w/10+ pts	8-3	6-3	14-6	vs. PHI 3/15/23	Opp FT% below 70.0	6-2	4-3	10-5	vs. BOS 3/6/23	Darius Garland w/15+ pts	22-8	10-17	32-25	vs. WAS 3/17/23
Opp 2+ reserves w/10+ pts	7-2	4-7	11-9	vs. BOS 3/6/23	Cavaliers FTM >= Opp FTA	14-2	5-4	19-6	@ CHA 3/14/23	Darius Garland w/10+ pts	23-8	12-17	35-25	vs. WAS 3/17/23
3+ reserves w/10+ pts	0-0	2-1	2-1	@ IND 12/29/22	Opp FTM >= Cavaliers FTA	6-3	4-9	10-12	vs. PHI 3/15/23	Darius Garland w/10+ FTA	0-2	3-2	3-4	@ CHA 3/12/23
Opp 3+ reserves w/10+ pts	2-0	0-0	2-0	vs. LAC 1/29/23	Cavaliers FG% >= Opp FG%	21-4	7-5	28-9	vs. WAS 3/17/23	Darius Garland w/10+ asts	11-0	2-4	13-4	vs. BOS 3/6/23
Cavaliers <20 pts. in 1st qtr	7-0	1-1	8-1	vs. BOS 3/6/23	Opp FG% >= Cavaliers FG%	6-4	8-13	14-17	vs. PHI 3/15/23	Darius Garland w/3+ 3FGM	10-4	5-7	15-11	@ MIA 3/8/23
Opp <20 pts. in 1st qtr	10-0	2-0	12-0	vs. BOS 3/6/23	Cavaliers w/30+ FTA	5-3	5-1	10-4	@ CHA 3/12/23	Darius Garland w/3+ stls	3-0	2-4	5-4	@ BOS 3/1/23
Cavaliers w/30+ pts in 1st qtr	12-1	8-5	20-6	vs. WAS 3/17/23	Opp w/30+ FTA	1-2	1-3	2-5	@ UTA 1/10/23	Darius Garland w/double-double	11-0	2-4	13-4	vs. BOS 3/6/23
Opp w/30+ pts in 1st qtr	5-6	6-8	11-14	@ CHA 3/12/23	Cavaliers w/20+ asts	27-8	12-17	39-25	vs. WAS 3/17/23	Evan Mobley w/35+ pts	1-0	0-0	1-0	vs. MIL 1/21/23
Cavaliers under 50 pts 1st half	3-2	0-4	3-6	@ PHI 2/15/23	Opp w/20+ asts	18-8	10-16	28-24	vs. WAS 3/17/23	Evan Mobley w/30+ pts	1-1	0-0	1-1	vs. DEN 2/23/23
Opp under 50 pts 1st half	16-1	6-4	22-5	vs. WAS 3/17/23	Cavaliers w/25+ asts	17-2	11-9	28-11	vs. WAS 3/17/23	Evan Mobley w/25+ pts	2-1	2-1	4-2	@ CHA 3/14/23
Cavaliers 50+ pts 1st half	26-6	16-16	42-22	vs. WAS 3/17/23	Opp w/25+ asts	10-5	5-10	15-15	@ CHA 3/14/23	Evan Mobley w/20+ pts	6-1	4-5	10-6	vs. WAS 3/17/23
Opp 50+ pts 1st half	13-7	10-16	23-23	vs. PHI 3/15/23	Cavaliers w/30+ asts	8-1	3-1	11-2	vs. WAS 3/17/23	Evan Mobley w/15+ pts	19-4	11-10	30-14	vs. WAS 3/17/23
Cavaliers 60+ pts in 1st half	14-1	9-5	23-6	vs. WAS 3/17/23	Opp w/30+ asts	1-2	0-1	1-3	vs. DEN 2/23/23	Evan Mobley w/10+ pts	24-7	14-19	38-26	vs. WAS 3/17/23
Opp 60+ pts in 1st half	5-4	2-9	7-13	vs. BOS 3/6/23	Cavaliers asts >= Opp asts	19-2	12-9	31-11	vs. WAS 3/17/23	Evan Mobley w/10+ FTA	0-0	2-0	2-0	@ CHA 3/12/23
Cavaliers lead by 10+ pts	25-2	13-8	38-10	vs. WAS 3/17/23	Opp asts >= Cavaliers asts	8-6	3-10	11-16	vs. PHI 3/15/23	Evan Mobley w/15+ REB	2-0	0-2	2-2	vs. BOS 3/6/23
Opp leads by 10+ pts	9-7	5-16	14-23	vs. PHI 3/15/23	Cavaliers w/12 or fewer TOs	15-4	8-13	23-17	vs. WAS 3/17/23	Evan Mobley w/10+ REB	9-2	5-7	14-9	vs. PHI 3/15/23
Games decided by 10+ points	20-2	10-7	30-9	vs. WAS 3/17/23	Opp w/12 or fewer TOs	5-0	2-9	7-9	vs. BOS 3/6/23	Evan Mobley w/3+ stls	0-0	1-1	1-1	@ NOP 2/10/23
Games decided by 4-9 points	6-5	5-7	11-12	vs. PHI 3/15/23	Cavaliers w/20+ TOs	1-0	1-0	2-0	@ CHI 12/31/22	Evan Mobley w/double-double	8-1	5-7	13-8	vs. PHI 3/15/23
Games decided by 3 or less points	3-1	1-6	4-7	vs. MIA 1/31/23	Opp w/20+ TOs	2-0	2-1	4-1	@ MIA 3/8/23	Donovan Mitchell w/55+ pts	1-0	0-0	1-0	vs. CHI 1/2/23
Both teams score 100+ pts	15-6	9-17	24-23	vs. PHI 3/15/23	Cavaliers TO >= Opp TO	9-1	4-7	13-8	vs. BOS 3/6/23	Donovan Mitchell w/50+ pts	1-0	0-0	1-0	vs. CHI 1/2/23
Both teams under 100 pts	2-0	0-1	2-1	vs. CHI 2/11/23	Opp TO >= Cavaliers TO	18-6	11-13	29-19	vs. WAS 3/17/23	Donovan Mitchell w/45+ pts	1-0	0-1	1-1	@ UTA 1/10/23
Cavaliers score under 100 pts	2-2	0-3	2-5	vs. CHI 2/11/23	Cavaliers w/50+ REB	5-0	1-0	6-0	vs. BOS 3/6/23	Donovan Mitchell w/40+ pts	5-0	1-3	6-3	@ MIA 3/10/23
Opp scores under 100 pts	14-0	7-1	21-1	vs. WAS 3/17/23	Opp w/50+ REB	3-0	0-3	3-3	vs. BOS 3/6/23	Donovan Mitchell w/35+ pts	9-0	1-4	10-4	@ MIA 3/10/23
Cavaliers score 100+ pts	27-6	16-17	43-23	vs. WAS 3/17/23	Cavaliers REB >= Opp REB	18-0	12-7	30-7	vs. WAS 3/17/23	Donovan Mitchell w/30+ pts	12-0	6-7	18-7	@ MIA 3/10/23
Opp scores 100+ pts	15-8	9-19	24-27	vs. PHI 3/15/23	Opp REB >= Cavaliers REB	10-8	4-13	14-21	vs. PHI 3/15/23	Donovan Mitchell w/20+ pts	20-2	10-14	30-16	vs. WAS 3/17/23
Cavaliers score 110+ pts	24-3	12-10	36-13	vs. WAS 3/17/23	Cavaliers w/10+ more REB than Opp	6-0	4-3	10-3	vs. DET 2/8/23	Donovan Mitchell w/10+ REB	2-0	0-1	2-1	vs. BOS 3/6/23
Opp scores 110+ pts	6-6	2-15	8-21	vs. PHI 3/15/23	Opp w/10+ more REB than CLE	2-3	2-4	4-7	vs. PHI 3/15/23	Donovan Mitchell w/10+ asts	2-0	0-0	2-0	vs. CHI 1/2/23
Cavaliers tied or lead after the 3rd qtr	22-3	13-6	35-9	vs. WAS 3/17/23	Cavaliers w/10+ stls	5-1	2-0	7-1	@ MIA 3/8/23	Donovan Mitchell w/3+ 3FGM	17-3	5-11	22-14	@ MIA 3/10/23
Cavaliers tied or lead at halftime	21-3	11-9	32-12	vs. WAS 3/17/23	Opp w/10+ stls	3-2	3-4	6-6	vs. SAS 2/13/23	Donovan Mitchell w/3+ stls	4-4	1-2	5-6	vs. PHI 3/15/23
Cavaliers tied or lead after 1st qtr	23-1	10-7	33-8	vs. WAS 3/17/23	2+ Cavaliers w/double-double	13-0	7-5	20-5	vs. BOS 3/6/23	Donovan Mitchell w/double-double	4-0	0-1	4-1	vs. BOS 3/6/23
Cavaliers trailing after the 3rd qtr	7-5	3-14	10-19	vs. PHI 3/15/23	2+ Opp w/double-double	6-3	2-4	8-7	vs. PHI 3/15/23	Isaac Okoro w/20+ pts	0-0	1-0	1-0	@ IND 2/5/23
Cavaliers trailing at halftime	8-5	5-11	13-16	@ CHA 3/12/23	3+ Cavaliers w/double-double	3-0	0-0	3-0	vs. BOS 3/6/23	Isaac Okoro w/15+ pts	0-1	1-2	1-3	@ MIA 3/10/23
Cavaliers trailing after 1st qtr	6-7	6-13	12-20	vs. PHI 3/15/23	3+ Opp w/double-double	0-1	0-1	0-2	@ BOS 3/1/23	Isaac Okoro w/10+ pts	6-1	6-4	12-5	@ MIA 3/10/23
1st game Back-to-Back	2-3	7-0	9-3	@ CHA 3/14/23	Cavaliers P1TP >= Opp P1TP	20-7	10-15	30-22	vs. WAS 3/17/23	Isaac Okoro w/3+ 3FGM	0-0	3-1	3-1	@ MIA 3/8/23
2nd game Back-to-Back	6-1	1-4	7-5	vs. PHI 3/15/23	Opp P1TP >= Cavaliers P1TP	7-1	5-4	12-5	@ ATL 2/24/23	Isaac Okoro w/3+ stls	2-0	0-1	2-1	vs. MEM 2/2/23
1st game after a win	18-4	8-14	26-18	vs. PHI 3/15/23	Cavaliers 2CP >= Opp 2CP	15-3	9-7	24-10	@ CHA 3/12/23	Jarrett Allen w/20+ pts	10-0	4-2	14-2	vs. TOR 2/26/23
1st game after a loss	11-4	8-5	19-9	vs. WAS 3/17/23	Opp 2CP >= Cavaliers 2CP	9-5	6-10	15-15	vs. PHI 3/15/23	Jarrett Allen w/15+ pts	17-0	7-5	24-5	@ MIA 3/8/23
On Monday	6-1	1-3	7-4	vs. BOS 3/6/23	Cavaliers FB Pts >= Opp FB Pts	14-3	6-11	20-14	vs. WAS 3/17/23	Jarrett Allen w/10+ pts	19-4	11-13	30-17	@ MIA 3/8/23
On Tuesday	1-1	1-2	2-3	@ CHA 3/14/23	Opp FB Pts >= Cavaliers FB Pts	14-5	10-8	24-13	@ CHA 3/14/23	Jarrett Allen w/10+ FTA	1-0	0-0	1-0	vs. OKC 12/10/22
On Wednesday	7-1	2-6	9-7	vs. PHI 3/15/23						Jarrett Allen w/15+ REB	3-0	0-1	3-1	vs. DET 2/8/23
On Thursday	1-1	2-1	3-2	vs. DEN 2/23/23						Jarrett Allen w/10+ REB	17-3	9-5	26-8	@ MIA 3/10/23
On Friday	4-3	3-6	7-9	vs. WAS 3/17/23						Jarrett Allen w/3+ stls	1-0	1-1	2-1	@ BOS 3/1/23
On Saturday	5-0	2-1	7-1	vs. DET 3/4/23						Jarrett Allen w/double-double	14-3	8-4	22-7	@ MIA 3/8/23
On Sunday	5-1	5-1	10-2	@ CHA 3/12/23										
January	5-2	3-6	8-8	vs. MIA 1/31/23										
February	5-1	3-2	8-3	vs. TOR 2/26/23										
March	3-1	3-2	6-3	vs. WAS 3/17/23										
October	3-0	2-1	5-1	vs. NYK 10/30/22										
November	6-1	3-6	9-7	vs. PHI 11/30/22										
December	7-3	2-3	9-6	@ CHI 12/31/22										







DATE	OPPONENT	H-R	W-L	SCORE CLE-OPP	HOME RECORD	ROAD RECORD	TOTAL RECORD	CAVALIERS HI SCORER	PT	CAVALIERS HI REBR	RB	CAVALIERS HI ASSISTS	AST	OPPONENT HI SCORER	PT	ATTEND
10/19/2022	at Raptors	R	L	105-108	0-0	0-1	0-1	D. Mitchell	31	J. Allen	10	D. Mitchell	9	P. Siakam	23	19,800
10/22/2022	at Bulls	R	W	128-96	0-0	1-1	1-1	D. Mitchell	32	K. Love	12	C. LeVert/D. Mitchell	8	Z. LaVine	23	21,089
10/23/2022	Wizards	H	W	117-107	1-0	1-1	2-1	D. Mitchell	37	J. Allen	14	D. Mitchell/C. LeVert	4	B. Beal	27	19,432
10/26/2022	Magic	H	W	103-92	2-0	1-1	3-1	E. Mobley	20	J. Allen	16	D. Mitchell	8	P. Banchemo	29	0
10/28/2022	at Celtics	R	W	132-123	2-0	2-1	4-1	C. LeVert/D. Mitchell	41	J. Allen	11	C. LeVert	7	J. Brown/J. Tatum	32	19,156
10/30/2022	Knicks	H	W	121-108	3-0	2-1	5-1	D. Mitchell	38	J. Allen	13	D. Mitchell	12	E. Fournier/J. Brunson	16	19,432
11/02/2022	Celtics	H	W	114-113	4-0	2-1	6-1	D. Garland	29	J. Allen	14	D. Garland	12	J. Brown	30	19,432
11/04/2022	at Pistons	R	W	112-88	4-0	3-1	7-1	J. Allen	23	K. Love/E. Mobley	8	K. Love	10	C. Cunningham	19	18,744
11/06/2022	at Lakers	R	W	114-100	4-0	4-1	8-1	D. Mitchell	33	J. Allen	11	D. Garland	7	L. James	27	18,997
11/07/2022	at Clippers	R	L	117-119	4-0	4-2	8-2	D. Mitchell	30	J. Allen	20	D. Garland	12	P. George	26	16,516
11/09/2022	at Kings	R	L	120-127	4-0	4-3	8-3	D. Mitchell	38	C. LeVert	10	D. Garland	8	D. Sabonis	21	13,816
11/11/2022	at Warriors	R	L	101-106	4-0	4-4	8-4	D. Mitchell	29	E. Mobley	13	D. Mitchell	9	S. Curry	40	18,064
11/13/2022	Timberwolves	H	L	124-129	4-1	4-4	8-5	D. Garland	51	E. Mobley	13	D. Garland	6	D. Russell	30	19,432
11/16/2022	at Bucks	R	L	98-113	4-1	4-5	8-6	D. Mitchell/D. Garland	23	K. Love/E. Mobley	7	D. Garland	8	B. Lopez	29	17,341
11/18/2022	Hornets	H	W	132-122	5-1	4-5	9-6	D. Garland	41	E. Mobley	18	D. Garland/D. Mitchell	6	K. Oubre Jr.	34	19,432
11/20/2022	Heat	H	W	113-87	6-1	4-5	10-6	D. Garland	25	C. Osman	12	D. Garland	7	B. Adebayo	21	19,432
11/21/2022	Hawks	H	W	114-102	7-1	4-5	11-6	D. Mitchell	29	J. Allen	11	D. Mitchell/D. Garland	9	T. Young	25	19,432
11/23/2022	Trail Blazers	H	W	114-96	8-1	4-5	12-6	D. Mitchell	34	J. Allen	13	D. Garland	12	J. Nurkic	22	19,432
11/25/2022	at Bucks	R	L	102-117	8-1	4-6	12-7	D. Mitchell	29	D. Wade	12	D. Garland	3	G. Antetokounmpo	38	17,447
11/27/2022	at Pistons	R	W	102-94	8-1	5-6	13-7	D. Mitchell	32	E. Mobley	13	D. Garland	10	M. Bagley III	19	18,240
11/28/2022	at Raptors	R	L	88-100	8-1	5-7	13-8	D. Garland/E. Mobley	18	E. Mobley	15	D. Garland	10	O. Anunoby	20	19,800
11/30/2022	76ers	H	W	113-85	9-1	5-7	14-8	C. LeVert	22	E. Mobley	8	D. Garland	9	J. Embiid	19	19,432
12/02/2022	Magic	H	W	107-96	10-1	5-7	15-8	D. Mitchell	34	E. Mobley	13	D. Garland	6	P. Banchemo	22	19,432
12/04/2022	at Knicks	R	L	81-92	10-1	5-8	15-9	D. Mitchell	23	E. Mobley	10	D. Mitchell	5	J. Brunson	23	19,007
12/06/2022	Lakers	H	W	116-102	11-1	5-8	16-9	D. Mitchell	43	E. Mobley	12	D. Garland	11	L. James	21	19,432
12/09/2022	Kings	H	L	95-106	11-2	5-8	16-10	C. LeVert	22	L. Stevens/J. Allen	8	C. LeVert/D. Garland	6	H. Barnes	20	19,432
12/10/2022	Thunder	H	W	110-102	12-2	5-8	17-10	C. LeVert	22	E. Mobley	12	D. Garland	8	S. Gilgeous-Alexander	23	19,432
12/12/2022	at Spurs	R	L	111-112	12-2	5-9	17-11	D. Mitchell	28	E. Mobley	13	D. Garland	9	J. Richardson	24	13,434
12/14/2022	at Mavericks	R	W	105-90	12-2	6-9	18-11	D. Mitchell	34	L. Stevens	11	E. Mobley/D. Garland	6	L. Dončić	30	20,093
12/16/2022	Pacers	H	W	118-112	13-2	6-9	19-11	D. Mitchell	41	E. Mobley	9	D. Garland	10	B. Mathurin	22	19,432
12/17/2022	Mavericks	H	W	100-99	14-2	6-9	20-11	D. Mitchell	25	J. Allen	15	D. Garland	12	K. Walker	32	19,432
12/19/2022	Jazz	H	W	122-99	15-2	6-9	21-11	D. Mitchell	23	J. Allen	11	D. Garland	8	L. Markkanen	24	19,432
12/21/2022	Bucks	H	W	114-106	16-2	6-9	22-11	D. Mitchell	36	K. Love	9	D. Mitchell	6	G. Antetokounmpo	45	19,432
12/23/2022	Raptors	H	L	107-118	16-3	6-9	22-12	D. Garland	17	E. Mobley	8	D. Garland	8	P. Siakam/O. Anunoby	26	19,432
12/26/2022	Nets	H	L	117-125	16-4	6-9	22-13	D. Garland	46	J. Allen	11	D. Garland	8	K. Irving/K. Durant	32	19,432
12/29/2022	at Pacers	R	L	126-135	16-4	6-10	22-14	D. Mitchell	28	J. Allen	14	D. Garland	8	T. Haliburton	29	17,274
12/31/2022	at Bulls	R	W	103-102	16-4	7-10	23-14	C. LeVert	23	J. Allen	10	D. Mitchell	6	D. DeRozan	21	21,524
01/02/2023	Bulls	H	W	145-134	17-4	7-10	24-14	D. Mitchell	71	K. Love	17	D. Mitchell	11	D. DeRozan	44	19,432
01/04/2023	Suns	H	W	90-88	18-4	7-10	25-14	C. LeVert	21	K. Love/E. Mobley/J. Allen	8	D. Mitchell	9	C. Paul	25	19,432
01/06/2023	at Nuggets	R	L	108-121	18-4	7-11	25-15	C. LeVert	22	E. Mobley/J. Allen	9	D. Garland	8	N. Jokic	28	19,638
01/08/2023	at Suns	R	W	112-98	18-4	8-11	26-15	D. Garland/D. Mitchell	22	J. Allen	12	D. Garland/C. LeVert	7	D. Washington Jr.	25	17,071
01/10/2023	at Jazz	R	L	114-116	18-4	8-12	26-16	D. Mitchell	46	K. Love	9	D. Garland/D. Mitchell	6	J. Clarkson	32	18,206
01/12/2023	at Trail Blazers	R	W	119-113	18-4	9-12	27-16	D. Mitchell	26	J. Allen	10	D. Garland	10	D. Lillard	50	18,105
01/14/2023	at Timberwolves	R	L	102-110	18-4	9-13	27-17	E. Mobley/J. Allen	19	K. Love/E. Mobley/J. Allen	8	D. Mitchell	6	A. Edwards	26	17,136
01/16/2023	Pelicans	H	W	113-103	19-4	9-13	28-17	D. Garland	30	J. Allen	11	D. Garland	11	C. McCollum	25	19,432
01/18/2023	at Grizzlies	R	L	114-115	19-4	9-14	28-18	D. Garland	24	E. Mobley	15	D. Garland	14	D. Bane	25	16,892
01/20/2023	Warriors	H	L	114-120	19-5	9-14	28-19	D. Garland	31	J. Allen	8	D. Garland	9	J. Poole	32	19,432
01/21/2023	Bucks	H	W	114-102	20-5	9-14	29-19	E. Mobley	38	E. Mobley	9	D. Garland	10	J. Holiday	28	19,432
01/24/2023	at Knicks	R	L	103-105	20-5	9-15	29-20	J. Allen/D. Mitchell	24	J. Allen	12	D. Mitchell	8	J. Randle	36	19,812
01/26/2023	at Rockets	R	W	113-95	20-5	10-15	30-20	D. Garland	26	E. Mobley/J. Allen	10	D. Garland	9	T. Eason	18	16,327
01/27/2023	at Thunder	R	L	100-112	20-5	10-16	30-21	D. Garland	31	E. Mobley	11	D. Garland	13	S. Gilgeous-Alexander	35	16,236
01/29/2023	Clippers	H	W	122-99	21-5	10-16	31-21	C. Osman	29	E. Mobley	9	D. Garland	10	B. Boston Jr.	24	19,432
01/31/2023	Heat	H	L	97-100	21-6	10-16	31-22	E. Mobley	19	J. Allen	11	D. Mitchell	9	J. Butler	23	19,432
02/02/2023	Grizzlies	H	W	128-113	22-6	10-16	32-22	D. Garland	32	E. Mobley	14	D. Garland	11	D. Bane	25	19,432
02/05/2023	at Pacers	R	W	122-103	22-6	11-16	33-22	D. Garland	24	J. Allen	13	R. Rubio	9	M. Turner	27	17,274
02/06/2023	at Wizards	R	W	114-91	22-6	12-16	34-22	D. Garland/J. Allen	23	C. LeVert/J. Allen	8	D. Garland/D. Mitchell	5	K. Porzingis	18	16,744
02/08/2023	Pistons	H	W	113-85	23-6	12-16	35-22	J. Allen	20	J. Allen	16	R. Neto	8	B. Bogdanovic	15	19,432
02/10/2023	at Pelicans	R	W	118-107	23-6	13-16	36-22	D. Mitchell	30	E. Mobley	13	C. LeVert	9	B. Ingram	25	16,398
02/11/2023	Bulls	H	W	97-89	24-6	13-16	37-22	D. Mitchell	29	J. Allen/D. Mitchell	10	D. Garland	7	Z. LaVine	23	19,432
02/13/2023	Spurs	H	W	117-109	25-6	13-16	38-22	D. Mitchell	41	J. Allen	11	D. Garland	7	K. Johnson	25	19,432
02/15/2023	at 76ers	R	L	112-118	25-6	13-17	38-23	D. Mitchell	33	E. Mobley	9	D. Garland	6	J. Embiid	29	21,134
02/23/2023	Nuggets	H	L	109-115	25-7	13-17	38-24	E. Mobley	31	J. Allen	13	C. LeVert	9	M. Porter Jr.	25	19,432
02/24/2023	at Hawks	R	L	119-136	25-7	13-18	38-25	D. Garland	33	J. Allen	9	R. Neto/L. Stevens	4	T. Young	34	18,065
02/26/2023	Raptors	H	W	118-93	26-7	13-18	39-25	D. Mitchell	35	J. Allen	11	D. Garland	11	P. Siakam	25	19,432
03/01/2023	at Celtics	R	L	113-117	26-7	13-19	39-26	D. Mitchell	44	E. Mobley	13	D. Garland	9	J. Tatum	41	19,156
03/04/2023	Pistons	H	W	114-90	27-7	13-19	40-26	D. Garland	21	E. Mobley	11	D. Garland	7	M. Bagley III	20	19,432
03/06/2023	Celtics	H	W	118-114	28-7	13-19	41-26	D. Mitchell	40	E. Mobley	17	D. Garland	12	J. Brown	32	19,432
03/08/2023	at Heat	R	W	104-10												





## 2022-23 REGULAR SEASON GAME-BY-GAME STATS

DATE	GAME	W/L	FG	FGA	PCT	3FG	3FGA	PCT	FT	FTA	PCT	OR	DR	REB	AST	PF	ST	TO	BS	PTS
10/19	Cavaliers	L	38	77	0.494	10	28	0.357	19	23	0.826	6	32	38	25	21	5	17	5	105
19,800	at Raptors		36	86	0.419	13	30	0.433	23	32	0.719	12	29	41	19	23	15	13	4	108
10/22	Cavaliers	W	48	85	0.565	16	27	0.593	16	18	0.889	8	40	48	32	17	4	18	5	128
21,089	at Bulls		34	84	0.405	7	29	0.241	21	25	0.840	10	25	35	19	19	12	10	7	96
10/23	Cavaliers	W	41	96	0.427	13	33	0.394	22	25	0.880	16	32	48	19	20	10	13	5	117
19,432	vs. Wizards		43	87	0.494	12	28	0.429	9	15	0.600	4	31	35	25	24	9	20	4	107
10/26	Cavaliers	W	36	87	0.414	10	33	0.303	21	30	0.700	12	31	43	25	22	6	13	3	103
	vs. Magic		35	81	0.432	6	24	0.250	16	21	0.762	10	33	43	19	29	6	17	6	92
10/28	Cavaliers	W	45	87	0.517	16	35	0.457	26	34	0.765	9	33	42	18	28	5	16	2	132
19,156	at Celtics		42	82	0.512	13	33	0.394	26	32	0.813	5	29	34	28	27	9	19	2	123
10/30	Cavaliers	W	41	89	0.461	23	50	0.460	16	19	0.842	10	33	43	33	22	3	14	5	121
19,432	vs. Knicks		45	92	0.489	10	27	0.370	8	16	0.500	12	33	45	26	25	9	14	2	108
11/2	Cavaliers	W	42	100	0.420	11	39	0.282	19	24	0.792	9	42	51	24	23	6	11	4	114
19,432	vs. Celtics		38	93	0.409	11	41	0.268	26	27	0.963	8	44	52	26	24	5	14	9	113
11/4	Cavaliers	W	44	81	0.543	11	26	0.423	13	16	0.813	10	37	47	30	15	5	19	13	112
18,744	at Pistons		31	83	0.373	13	37	0.351	13	15	0.867	9	25	34	16	22	10	19	6	88
11/6	Cavaliers	W	37	84	0.440	8	32	0.250	32	36	0.889	9	39	48	19	20	7	14	6	114
18,997	at Lakers		40	87	0.460	8	27	0.296	12	21	0.571	10	33	43	24	26	4	17	4	100
11/7	Cavaliers	L	43	83	0.518	16	33	0.485	15	21	0.714	10	38	48	29	21	6	17	2	117
16,516	at Clippers		40	79	0.506	17	38	0.447	22	28	0.786	4	27	31	19	19	8	9	2	119
11/9	Cavaliers	L	46	86	0.535	11	26	0.423	17	20	0.850	12	30	42	24	23	4	18	1	120
13,816	at Kings		40	76	0.526	17	39	0.436	30	35	0.857	2	22	24	30	20	12	9	4	127
11/11	Cavaliers	L	37	92	0.402	8	30	0.267	19	26	0.731	14	32	46	25	17	6	13	3	101
18,064	at Warriors		40	82	0.488	15	36	0.417	11	14	0.786	8	36	44	29	27	5	15	3	106
11/13	Cavaliers	L	40	89	0.449	17	34	0.500	27	39	0.692	16	24	40	22	22	6	10	1	124
19,432	vs. Timberwolves		46	82	0.561	12	24	0.500	25	34	0.735	11	36	47	30	30	5	13	4	129
11/16	Cavaliers	L	36	84	0.429	12	28	0.429	14	17	0.824	6	28	34	22	18	7	8	7	98
17,341	at Bucks		41	86	0.477	16	39	0.410	15	27	0.556	13	39	52	26	16	5	14	6	113
11/18	Cavaliers	W	49	92	0.533	8	28	0.286	26	32	0.813	7	43	50	25	25	8	20	8	132
19,432	vs. Hornets		44	110	0.400	14	44	0.318	20	24	0.833	7	36	53	24	33	11	16	6	122
11/20	Cavaliers	W	44	83	0.530	13	37	0.351	12	16	0.750	13	36	49	31	23	7	20	1	113
19,432	vs. Heat		31	80	0.388	6	31	0.194	19	22	0.864	11	19	30	17	16	6	16	3	87
11/21	Cavaliers	W	42	70	0.600	10	19	0.526	20	23	0.870	3	34	37	24	17	8	20	3	114
19,432	vs. Hawks		38	87	0.437	11	34	0.324	15	17	0.882	10	25	35	24	21	11	17	3	102
11/23	Cavaliers	W	41	74	0.554	12	27	0.444	20	23	0.870	11	28	39	22	14	4	17	4	114
19,432	vs. Trail Blazers		35	78	0.449	13	31	0.419	13	13	1.000	11	21	32	28	24	9	17	4	96
11/25	Cavaliers	L	34	87	0.391	12	33	0.364	22	26	0.846	10	31	41	12	17	9	9	2	102
17,447	at Bucks		42	83	0.506	15	32	0.469	18	25	0.720	8	35	43	27	22	4	13	9	117
11/27	Cavaliers	W	33	77	0.429	8	28	0.286	28	33	0.848	10	31	41	14	20	3	14	4	102
18,240	at Pistons		36	79	0.456	8	28	0.286	14	26	0.538	7	29	36	14	26	9	16	6	94
11/28	Cavaliers	L	34	90	0.378	7	38	0.184	13	16	0.813	13	34	47	21	18	7	10	3	88
19,800	at Raptors		37	84	0.440	12	28	0.429	14	17	0.824	7	38	45	23	17	4	12	5	100
11/30	Cavaliers	W	45	74	0.608	15	29	0.517	8	10	0.800	6	34	40	28	13	10	19	3	113
19,432	vs. 76ers		32	77	0.416	6	26	0.231	15	18	0.833	7	23	30	19	11	7	16	1	85
12/2	Cavaliers	W	41	84	0.488	16	42	0.381	9	9	1.000	5	28	33	22	14	7	13	5	107
19,432	vs. Magic		40	81	0.494	8	23	0.348	8	12	0.667	11	29	40	19	13	6	18	4	96
12/4	Cavaliers	L	29	83	0.349	8	35	0.229	15	20	0.750	8	31	39	17	15	7	19	6	81
19,007	at Knicks		35	86	0.407	5	29	0.172	17	21	0.810	14	40	54	17	16	6	21	3	92
12/6	Cavaliers	W	48	93	0.516	7	27	0.259	13	17	0.765	9	35	44	25	20	11	8	3	116
19,432	vs. Lakers		38	89	0.427	6	36	0.167	20	24	0.833	14	29	43	16	13	4	16	6	102
12/9	Cavaliers	L	34	79	0.430	10	30	0.333	17	22	0.773	8	28	36	20	23	7	20	4	95
19,432	vs. Kings		35	66	0.530	16	33	0.485	20	32	0.625	5	33	38	21	22	11	19	5	106
12/10	Cavaliers	W	40	85	0.471	12	32	0.375	18	26	0.692	12	36	48	25	14	6	13	4	110
19,432	vs. Thunder		38	83	0.458	10	29	0.345	16	20	0.800	7	33	40	25	26	8	11	6	102
12/12	Cavaliers	L	45	92	0.489	5	23	0.217	16	17	0.941	15	29	44	21	13	7	15	7	111
13,434	at Spurs		46	97	0.474	9	27	0.333	11	16	0.688	19	27	46	25	19	6	13	2	112
12/14	Cavaliers	W	41	78	0.526	8	24	0.333	15	19	0.789	5	38	43	26	20	5	9	2	105
20,093	at Mavericks		29	74	0.392	13	38	0.342	19	26	0.731	6	27	33	17	15	2	13	3	90
12/16	Cavaliers	W	38	76	0.500	14	31	0.452	28	32	0.875	6	28	34	23	15	6	10	2	118
19,432	vs. Pacers		42	80	0.525	11	36	0.306	17	19	0.895	5	28	33	34	22	6	10	4	112
12/17	Cavaliers	W	40	94	0.426	7	36	0.194	13	22	0.591	9	42	51	23	24	6	13	5	100
19,432	vs. Mavericks		36	88	0.409	15	49	0.306	12	19	0.632	5	40	45	19	20	5	12	6	99
12/19	Cavaliers	W	43	70	0.614	15	26	0.577	21	26	0.808	4	41	45	24	20	5	23	4	122
19,432	vs. Jazz		36	93	0.387	10	34	0.294	17	23	0.739	15	20	35	19	22	9	14	2	99
12/21	Cavaliers	W	41	85	0.482	10	32	0.313	22	28	0.786	9	28	37	22	21	8	10	3	114
19,432	vs. Bucks		39	83	0.470	13	30	0.433	15	22	0.682	13	33	46	20	23	7	21	5	106
12/23	Cavaliers	L	39	76	0.513	11	33	0.333	18	30	0.600	6	29	35	27	17	9	15	4	107
19,432	vs. Raptors		42	84	0.500	19	37	0.514	15	18	0.833	11	34	45	25	20	10	19	2	118
12/26	Cavaliers	L	39	82	0.476	13	36	0.361	26	30	0.867	10	23	33	21	14	8	12	3	117
19,432	vs. Nets		47	82	0.573	18	30	0.600	13	17	0.765	7	31	38	27	25	7	17	4	125
12/29	Cavaliers	L	50	96	0.521	12	28	0.429	14	20	0.700	17	27	44	29	17	7	11	4	126
17,274	at Pacers		48	85	0.565	19	31	0.613	20	21	0.952	4	28	32	28	18	6	9	8	135
12/31	Cavaliers	W	39	85	0.459	13	38	0.342	12	19	0.632	15	35	50	20	18	9	21	5	103
21,524	at Bulls		39	81	0.481	7	21	0.333	17	24	0.708	9	31	40	14	15	15	15	6	102
1/2	Cavaliers	W	48	92	0.522	16	46	0.348	33	45	0.73									



DATE	GAME	W/L	FG	FGA	PCT	3FG	3FGA	PCT	FT	FTA	PCT	OR	DR	REB	AST	PF	ST	TO	BS	PTS
1/12	Cavaliers	W	44	89	0.494	7	22	0.318	24	31	0.774	12	32	44	28	19	6	11	1	119
18,105	at Trail Blazers		40	78	0.513	11	33	0.333	22	29	0.759	5	31	36	17	27	6	17	4	113
1/14	Cavaliers	L	37	76	0.487	8	28	0.286	20	23	0.870	8	32	40	24	17	5	18	2	102
17,136	at Timberwolves		45	80	0.563	9	28	0.321	11	15	0.733	4	27	31	22	21	10	15	5	110
1/16	Cavaliers	W	39	80	0.488	9	28	0.321	26	33	0.788	13	30	43	22	19	5	15	4	113
19,432	vs. Pelicans		38	75	0.507	10	27	0.370	17	22	0.773	3	25	28	26	23	9	17	1	103
1/18	Cavaliers	L	42	82	0.512	16	35	0.457	14	21	0.667	11	36	47	29	17	4	19	7	114
16,892	at Grizzlies		44	97	0.454	11	34	0.324	16	22	0.727	15	27	42	22	19	10	8	7	115
1/20	Cavaliers	L	42	84	0.500	14	33	0.424	16	19	0.842	10	25	35	24	15	7	15	8	114
19,432	vs. Warriors		42	86	0.488	23	43	0.535	13	19	0.684	14	31	45	25	19	9	18	4	120
1/21	Cavaliers	W	48	86	0.558	7	22	0.318	11	17	0.647	9	32	41	33	13	9	9	3	114
19,432	vs. Bucks		39	86	0.453	14	39	0.359	10	11	0.909	7	29	36	24	17	3	16	6	102
1/24	Cavaliers	L	40	87	0.460	12	33	0.364	11	16	0.688	10	31	41	29	19	8	12	4	103
19,812	at Knicks		37	75	0.493	17	33	0.515	14	21	0.667	9	33	42	25	18	4	17	3	105
1/26	Cavaliers	W	40	87	0.460	15	36	0.417	18	22	0.818	11	25	36	29	16	12	10	4	113
16,327	at Rockets		39	76	0.513	5	21	0.238	12	20	0.600	10	36	46	24	20	5	22	6	95
1/27	Cavaliers	L	39	88	0.443	8	29	0.276	14	18	0.778	11	26	37	27	21	9	10	5	100
16,236	at Thunder		40	76	0.526	10	18	0.556	22	25	0.880	10	36	46	19	17	5	15	2	112
1/29	Cavaliers	W	44	78	0.564	20	33	0.606	14	19	0.737	4	31	35	35	23	9	13	7	122
19,432	vs. Clippers		37	89	0.416	2	19	0.105	23	27	0.852	15	30	45	17	19	6	15	0	99
1/31	Cavaliers	L	40	83	0.482	11	40	0.275	6	12	0.500	5	34	39	32	20	9	13	6	97
19,432	vs. Heat		34	78	0.436	14	31	0.452	18	25	0.720	9	36	45	21	17	7	15	3	100
2/2	Cavaliers	W	49	91	0.538	14	29	0.483	16	22	0.727	9	32	41	33	17	12	16	7	128
19,432	vs. Grizzlies		41	87	0.471	10	23	0.435	21	22	0.955	11	33	44	22	23	8	18	5	113
2/5	Cavaliers	W	46	88	0.523	15	37	0.405	15	16	0.938	8	38	46	33	20	7	13	5	122
17,274	at Pacers		40	92	0.435	8	32	0.250	15	22	0.682	12	30	42	28	20	3	13	6	103
2/6	Cavaliers	W	44	78	0.564	12	29	0.414	14	20	0.700	7	36	43	26	15	9	17	6	114
16,744	at Wizards		35	82	0.427	6	28	0.214	15	19	0.789	7	30	37	20	18	8	14	5	91
2/8	Cavaliers	W	43	87	0.494	6	26	0.231	21	25	0.840	13	37	50	30	16	8	13	4	113
19,432	vs. Pistons		30	81	0.370	8	32	0.250	17	18	0.944	9	23	32	19	21	8	14	6	85
2/10	Cavaliers	W	48	85	0.565	10	28	0.357	12	15	0.800	12	29	41	28	22	9	14	5	118
16,398	at Pelicans		39	82	0.476	9	24	0.375	20	25	0.800	11	23	34	25	18	8	14	3	107
2/11	Cavaliers	W	36	86	0.419	9	35	0.257	16	19	0.842	10	29	39	26	15	9	13	4	97
19,432	vs. Bulls		36	74	0.486	5	21	0.238	12	15	0.800	6	38	44	27	22	7	23	3	89
2/13	Cavaliers	W	44	78	0.564	9	28	0.321	20	25	0.800	11	25	36	21	16	8	14	6	117
19,432	vs. Spurs		43	85	0.506	8	21	0.381	15	20	0.750	11	24	35	27	21	10	18	1	109
2/15	Cavaliers	L	41	82	0.500	10	30	0.333	20	25	0.800	10	25	35	23	17	7	8	5	112
21,134	at 76ers		39	78	0.500	13	27	0.481	27	29	0.931	8	30	38	24	22	7	12	4	118
2/23	Cavaliers	L	43	90	0.478	6	26	0.231	17	20	0.850	13	28	41	24	21	10	11	2	109
19,432	vs. Nuggets		39	84	0.464	17	36	0.472	20	23	0.870	18	29	47	30	20	7	16	4	115
2/24	Cavaliers	L	40	88	0.455	13	35	0.371	26	29	0.897	10	25	35	20	23	9	11	6	119
18,065	at Hawks		50	85	0.588	15	28	0.536	21	23	0.913	5	37	42	28	21	7	14	8	136
2/26	Cavaliers	W	44	84	0.524	18	36	0.500	12	14	0.857	8	37	45	31	17	7	14	5	118
19,432	vs. Raptors		36	93	0.387	9	25	0.360	12	15	0.800	13	30	43	19	16	4	14	4	93
3/1	Cavaliers	L	45	92	0.489	10	32	0.313	13	21	0.619	10	28	38	21	18	8	7	3	113
19,156	at Celtics		39	78	0.500	16	32	0.500	23	28	0.821	7	36	43	27	18	5	13	4	117
3/4	Cavaliers	W	45	91	0.495	14	34	0.412	10	18	0.556	8	31	39	29	18	14	12	8	114
19,432	vs. Pistons		33	81	0.407	6	24	0.250	18	25	0.720	12	37	49	19	15	5	24	7	90
3/6	Cavaliers	W	43	96	0.448	12	34	0.353	20	25	0.800	16	42	58	27	20	4	15	7	118
19,432	vs. Celtics		42	101	0.416	16	48	0.333	14	21	0.667	15	37	52	25	21	5	14	5	114
3/8	Cavaliers	W	39	80	0.488	9	28	0.321	17	19	0.895	7	25	32	26	23	13	17	3	104
19,600	at Heat		35	70	0.500	8	29	0.276	22	29	0.759	10	27	37	22	19	7	24	4	100
3/10	Cavaliers	L	40	86	0.465	18	43	0.419	17	21	0.810	8	26	34	25	20	5	11	6	115
19,757	at Heat		42	82	0.512	14	29	0.483	21	23	0.913	11	35	46	22	20	7	16	4	119
3/12	Cavaliers	W	41	87	0.471	7	27	0.259	25	34	0.735	11	29	40	18	22	8	10	3	114
17,342	at Hornets		41	80	0.513	10	21	0.476	16	22	0.727	7	36	43	25	26	8	19	5	108
3/14	Cavaliers	W	45	88	0.511	14	30	0.467	16	19	0.842	8	22	30	29	19	8	9	6	120
14,690	at Hornets		43	76	0.566	6	23	0.261	12	15	0.800	6	34	40	28	18	3	22	8	104
3/15	Cavaliers	L	40	85	0.471	14	41	0.341	15	22	0.682	12	21	33	20	18	6	12	2	109
19,432	vs. 76ers		39	75	0.520	17	36	0.472	23	27	0.852	13	33	46	24	21	8	20	6	118
3/17	Cavaliers	W	48	87	0.552	4	19	0.211	17	22	0.773	9	32	41	31	19	9	11	7	117
19,432	vs. Wizards		35	76	0.461	8	23	0.348	16	20	0.800	6	32	38	22	19	5	17	6	94
3/21	Cavaliers	--	--	--	--	--	--	--	--	--	--	--	--	--	--	--	--	--	--	--
	at Nets	--	--	--	--	--	--	--	--	--	--	--	--	--	--	--	--	--	--	--
3/23	Cavaliers	--	--	--	--	--	--	--	--	--	--	--	--	--	--	--	--	--	--	--
	at Nets	--	--	--	--	--	--	--	--	--	--	--	--	--	--	--	--	--	--	--
3/26	Cavaliers	--	--	--	--	--	--	--	--	--	--	--	--	--	--	--	--	--	--	--
	vs. Rockets	--	--	--	--	--	--	--	--	--	--	--	--	--	--	--	--	--	--	--
3/28	Cavaliers	--	--	--	--	--	--	--	--	--	--	--	--	--	--	--	--	--	--	--
	at Hawks	--	--	--	--	--	--	--	--	--	--	--	--	--	--	--	--	--	--	--
3/31	Cavaliers	--	--	--	--	--	--	--	--	--	--	--	--	--	--	--	--	--	--	--
	vs. Knicks	--	--	--	--	--	--	--	--	--	--	--	--	--	--	--	--	--	--	--
4/2	Cavaliers	--	--	--	--	--	--	--	--	--	--	--	--	--	--	--	--	--	--	--
	vs. Pacers	--	--	--	--	--	--	--	--	--	--	--	--	--	--	--	--	--	--	--
4/4	Cavaliers	--	--	--	--	--	--	--	--	--	--	--	--	--	--	--	--	--	--	--
	at Magic	--	--	--	--	--	--	--	--	--	--	--	--	--	--	--	--	--	--	--
4/6	Cavaliers	--	--	--	--	--	--	--	--	--	--	--	--	--	--	--	--	--	--	--
	at Magic	--	--	--	--	--	--	--	--	--	--	--	--	--	--	--	--	--	--	--
4/9	Cavaliers	--	--	--	--	--	--	--	--	--	--	--	--	--	--	--	--	--	--	--
	vs. Hornets	--	--	--	--	--	--	--	--	--	--	--	--	--	--	--	--	--	--	--
	TOTALS	73	3,027	6																



DATE	OPPONENT	FORWARD	FORWARD	CENTER	GUARD	GUARD	SCORE	W/L
10/19/2022	@ Toronto	#45 Donovan Mitchell	#4 Evan Mobley	#31 Jarrett Allen	#10 Darius Garland	#3 Caris LeVert	108-105	L
10/22/2022	@ Chicago	#3 Caris LeVert	#4 Evan Mobley	#31 Jarrett Allen	#45 Donovan Mitchell	#35 Isaac Okoro	128-96	W
10/23/2022	vs. Washington	#3 Caris LeVert	#4 Evan Mobley	#31 Jarrett Allen	#45 Donovan Mitchell	#35 Isaac Okoro	117-107	W
10/26/2022	vs. Orlando	#32 Dean Wade	#4 Evan Mobley	#31 Jarrett Allen	#45 Donovan Mitchell	#3 Caris LeVert	103-92	W
10/28/2022	@ Boston	#32 Dean Wade	#4 Evan Mobley	#31 Jarrett Allen	#45 Donovan Mitchell	#3 Caris LeVert	132-123	W
11/02/2022	vs. Boston	#3 Caris LeVert	#4 Evan Mobley	#31 Jarrett Allen	#10 Darius Garland	#45 Donovan Mitchell	114-113	W
11/04/2022	@ Detroit	#32 Dean Wade	#4 Evan Mobley	#31 Jarrett Allen	#35 Isaac Okoro	#3 Caris LeVert	112-88	W
11/06/2022	@ LA Lakers	#3 Caris LeVert	#4 Evan Mobley	#31 Jarrett Allen	#10 Darius Garland	#45 Donovan Mitchell	114-100	W
11/07/2022	@ LA Clippers	#3 Caris LeVert	#4 Evan Mobley	#31 Jarrett Allen	#10 Darius Garland	#45 Donovan Mitchell	119-117	L
11/09/2022	@ Sacramento	#3 Caris LeVert	#4 Evan Mobley	#31 Jarrett Allen	#10 Darius Garland	#45 Donovan Mitchell	127-120	L
11/11/2022	@ Golden State	#3 Caris LeVert	#4 Evan Mobley	#31 Jarrett Allen	#10 Darius Garland	#45 Donovan Mitchell	106-101	L
11/13/2022	vs. Minnesota	#8 Lamar Stevens	#0 Kevin Love	#4 Evan Mobley	#10 Darius Garland	#3 Caris LeVert	129-124	L
11/16/2022	@ Milwaukee	#3 Caris LeVert	#8 Lamar Stevens	#4 Evan Mobley	#10 Darius Garland	#45 Donovan Mitchell	113-98	L
11/18/2022	vs. Charlotte	#8 Lamar Stevens	#4 Evan Mobley	#31 Jarrett Allen	#10 Darius Garland	#45 Donovan Mitchell	132-122	W
11/20/2022	vs. Miami	#8 Lamar Stevens	#4 Evan Mobley	#31 Jarrett Allen	#10 Darius Garland	#45 Donovan Mitchell	113-87	W
11/21/2022	vs. Atlanta	#8 Lamar Stevens	#4 Evan Mobley	#31 Jarrett Allen	#10 Darius Garland	#45 Donovan Mitchell	114-102	W
11/23/2022	vs. Portland	#8 Lamar Stevens	#4 Evan Mobley	#31 Jarrett Allen	#10 Darius Garland	#45 Donovan Mitchell	114-96	W
11/25/2022	@ Milwaukee	#32 Dean Wade	#4 Evan Mobley	#31 Jarrett Allen	#10 Darius Garland	#45 Donovan Mitchell	117-102	L
11/27/2022	@ Detroit	#32 Dean Wade	#4 Evan Mobley	#33 Robin Lopez	#45 Donovan Mitchell	#10 Darius Garland	102-94	W
11/28/2022	@ Toronto	#35 Isaac Okoro	#32 Dean Wade	#4 Evan Mobley	#10 Darius Garland	#45 Donovan Mitchell	100-88	L
11/30/2022	vs. Philadelphia	#32 Dean Wade	#21 Mamadi Diakite	#4 Evan Mobley	#10 Darius Garland	#45 Donovan Mitchell	113-85	W
12/02/2022	vs. Orlando	#8 Lamar Stevens	#32 Dean Wade	#4 Evan Mobley	#10 Darius Garland	#45 Donovan Mitchell	107-96	W
12/06/2022	vs. LA Lakers	#8 Lamar Stevens	#4 Evan Mobley	#31 Jarrett Allen	#10 Darius Garland	#45 Donovan Mitchell	116-102	W
12/09/2022	vs. Sacramento	#8 Lamar Stevens	#4 Evan Mobley	#31 Jarrett Allen	#10 Darius Garland	#3 Caris LeVert	106-95	L
12/10/2022	vs. Oklahoma City	#8 Lamar Stevens	#4 Evan Mobley	#31 Jarrett Allen	#10 Darius Garland	#3 Caris LeVert	110-102	W
12/12/2022	@ San Antonio	#8 Lamar Stevens	#4 Evan Mobley	#31 Jarrett Allen	#10 Darius Garland	#45 Donovan Mitchell	112-111	L
12/14/2022	@ Dallas	#8 Lamar Stevens	#4 Evan Mobley	#31 Jarrett Allen	#10 Darius Garland	#45 Donovan Mitchell	105-90	W
12/16/2022	vs. Indiana	#8 Lamar Stevens	#4 Evan Mobley	#31 Jarrett Allen	#10 Darius Garland	#45 Donovan Mitchell	118-112	W
12/17/2022	vs. Dallas	#35 Isaac Okoro	#4 Evan Mobley	#31 Jarrett Allen	#10 Darius Garland	#45 Donovan Mitchell	100-99	W
12/19/2022	vs. Utah	#35 Isaac Okoro	#4 Evan Mobley	#31 Jarrett Allen	#10 Darius Garland	#45 Donovan Mitchell	122-99	W
12/21/2022	vs. Milwaukee	#35 Isaac Okoro	#4 Evan Mobley	#31 Jarrett Allen	#10 Darius Garland	#45 Donovan Mitchell	114-106	W
12/23/2022	vs. Toronto	#35 Isaac Okoro	#4 Evan Mobley	#31 Jarrett Allen	#10 Darius Garland	#45 Donovan Mitchell	118-107	L
12/26/2022	vs. Brooklyn	#8 Lamar Stevens	#4 Evan Mobley	#31 Jarrett Allen	#10 Darius Garland	#45 Donovan Mitchell	125-117	L
12/29/2022	@ Indiana	#8 Lamar Stevens	#4 Evan Mobley	#31 Jarrett Allen	#10 Darius Garland	#45 Donovan Mitchell	135-126	L
12/31/2022	@ Chicago	#8 Lamar Stevens	#0 Kevin Love	#31 Jarrett Allen	#3 Caris LeVert	#45 Donovan Mitchell	103-102	W
01/02/2023	vs. Chicago	#8 Lamar Stevens	#0 Kevin Love	#31 Jarrett Allen	#45 Donovan Mitchell	#3 Caris LeVert	145-134	W
01/04/2023	vs. Phoenix	#35 Isaac Okoro	#4 Evan Mobley	#31 Jarrett Allen	#45 Donovan Mitchell	#3 Caris LeVert	90-88	W
01/06/2023	@ Denver	#35 Isaac Okoro	#4 Evan Mobley	#31 Jarrett Allen	#10 Darius Garland	#3 Caris LeVert	121-108	L
01/08/2023	@ Phoenix	#35 Isaac Okoro	#4 Evan Mobley	#31 Jarrett Allen	#10 Darius Garland	#45 Donovan Mitchell	112-98	W
01/10/2023	@ Utah	#35 Isaac Okoro	#4 Evan Mobley	#31 Jarrett Allen	#10 Darius Garland	#45 Donovan Mitchell	116-114	L
01/12/2023	@ Portland	#35 Isaac Okoro	#4 Evan Mobley	#31 Jarrett Allen	#10 Darius Garland	#45 Donovan Mitchell	119-113	W
01/14/2023	@ Minnesota	#35 Isaac Okoro	#4 Evan Mobley	#31 Jarrett Allen	#10 Darius Garland	#45 Donovan Mitchell	110-102	L
01/16/2023	vs. New Orleans	#35 Isaac Okoro	#4 Evan Mobley	#31 Jarrett Allen	#10 Darius Garland	#45 Donovan Mitchell	113-103	W
01/18/2023	@ Memphis	#35 Isaac Okoro	#4 Evan Mobley	#31 Jarrett Allen	#10 Darius Garland	#3 Caris LeVert	115-114	L
01/20/2023	vs. Golden State	#35 Isaac Okoro	#4 Evan Mobley	#31 Jarrett Allen	#10 Darius Garland	#3 Caris LeVert	120-114	L
01/21/2023	vs. Milwaukee	#35 Isaac Okoro	#4 Evan Mobley	#31 Jarrett Allen	#10 Darius Garland	#3 Caris LeVert	114-102	W
01/24/2023	@ New York	#4 Evan Mobley	#35 Isaac Okoro	#31 Jarrett Allen	#45 Donovan Mitchell	#10 Darius Garland	105-103	L
01/26/2023	@ Houston	#4 Evan Mobley	#35 Isaac Okoro	#31 Jarrett Allen	#10 Darius Garland	#3 Caris LeVert	113-95	W
01/27/2023	@ Oklahoma City	#35 Isaac Okoro	#4 Evan Mobley	#31 Jarrett Allen	#10 Darius Garland	#3 Caris LeVert	112-100	L
01/29/2023	vs. LA Clippers	#35 Isaac Okoro	#4 Evan Mobley	#31 Jarrett Allen	#10 Darius Garland	#45 Donovan Mitchell	122-99	W
01/31/2023	vs. Miami	#35 Isaac Okoro	#4 Evan Mobley	#31 Jarrett Allen	#10 Darius Garland	#45 Donovan Mitchell	100-97	L
02/02/2023	vs. Memphis	#35 Isaac Okoro	#4 Evan Mobley	#31 Jarrett Allen	#10 Darius Garland	#45 Donovan Mitchell	128-113	W
02/05/2023	@ Indiana	#35 Isaac Okoro	#4 Evan Mobley	#31 Jarrett Allen	#10 Darius Garland	#45 Donovan Mitchell	122-103	W
02/06/2023	@ Washington	#35 Isaac Okoro	#4 Evan Mobley	#31 Jarrett Allen	#10 Darius Garland	#45 Donovan Mitchell	114-91	W
02/08/2023	vs. Detroit	#35 Isaac Okoro	#4 Evan Mobley	#31 Jarrett Allen	#19 Raul Neto	#3 Caris LeVert	113-85	W
02/10/2023	@ New Orleans	#35 Isaac Okoro	#4 Evan Mobley	#31 Jarrett Allen	#10 Darius Garland	#45 Donovan Mitchell	118-107	W
02/11/2023	vs. Chicago	#35 Isaac Okoro	#4 Evan Mobley	#31 Jarrett Allen	#10 Darius Garland	#45 Donovan Mitchell	97-89	W
02/13/2023	vs. San Antonio	#35 Isaac Okoro	#4 Evan Mobley	#31 Jarrett Allen	#10 Darius Garland	#45 Donovan Mitchell	117-109	W
02/15/2023	@ Philadelphia	#35 Isaac Okoro	#4 Evan Mobley	#31 Jarrett Allen	#10 Darius Garland	#45 Donovan Mitchell	118-112	L
02/23/2023	vs. Denver	#35 Isaac Okoro	#4 Evan Mobley	#31 Jarrett Allen	#10 Darius Garland	#45 Donovan Mitchell	115-109	L
02/24/2023	@ Atlanta	#35 Isaac Okoro	#4 Evan Mobley	#31 Jarrett Allen	#10 Darius Garland	#45 Donovan Mitchell	136-119	L
02/26/2023	vs. Toronto	#35 Isaac Okoro	#4 Evan Mobley	#31 Jarrett Allen	#10 Darius Garland	#45 Donovan Mitchell	118-93	W
03/01/2023	@ Boston	#35 Isaac Okoro	#4 Evan Mobley	#31 Jarrett Allen	#10 Darius Garland	#45 Donovan Mitchell	117-113	L
03/04/2023	vs. Detroit	#35 Isaac Okoro	#4 Evan Mobley	#31 Jarrett Allen	#10 Darius Garland	#45 Donovan Mitchell	114-90	W
03/06/2023	vs. Boston	#35 Isaac Okoro	#4 Evan Mobley	#31 Jarrett Allen	#10 Darius Garland	#45 Donovan Mitchell	118-114	W
03/08/2023	@ Miami	#35 Isaac Okoro	#4 Evan Mobley	#31 Jarrett Allen	#10 Darius Garland	#45 Donovan Mitchell	104-100	W
03/10/2023	@ Miami	#35 Isaac Okoro	#4 Evan Mobley	#31 Jarrett Allen	#45 Donovan Mitchell	#3 Caris LeVert	119-115	L
03/12/2023	@ Charlotte	#35 Isaac Okoro	#8 Lamar Stevens	#4 Evan Mobley	#10 Darius Garland	#45 Donovan Mitchell	114-108	W
03/14/2023	@ Charlotte	#35 Isaac Okoro	#8 Lamar Stevens	#4 Evan Mobley	#10 Darius Garland	#3 Caris LeVert	120-104	W
03/15/2023	vs. Philadelphia	#35 Isaac Okoro	#8 Lamar Stevens	#4 Evan Mobley	#10 Darius Garland	#45 Donovan Mitchell	118-109	L
03/17/2023	vs. Washington	#35 Isaac Okoro	#8 Lamar Stevens	#4 Evan Mobley	#10 Darius Garland	#45 Donovan Mitchell	117-94	W
03/21/2023	at Brooklyn	--	--	--	--	--	--	--
03/23/2023	at Brooklyn	--	--	--	--	--	--	--
03/26/2023	Houston	--	--	--	--	--	--	--
03/28/2023	at Atlanta	--	--	--	--	--	--	--
03/31/2023	New York	--	--	--	--	--	--	--
04/02/2023	Indiana	--	--	--	--	--	--	--
04/04/2023	at Orlando	--	--	--	--	--	--	--
04/06/2023	at Orlando	--	--	--	--	--	--	--
04/09/2023	Charlotte	--	--	--	--	--	--	--







			CAVALIERS										OPPONENTS									
DATE	OPPONENT	W/L	BENCH PTS	AVG	INTHE PAINT	AVG	SECOND CHANCE	AVG	FAST BREAK	AVG	POINTS OFFTO	AVG	BENCH PTS	AVG	INTHE PAINT	AVG	SECOND CHANCE	AVG	FAST BREAK	AVG	POINTS OFFTO	AVG
10/19	at Toronto	L	33	33.0	52	52.0	4	4.0	7	7.0	20	20.0	18	18.0	36	36.0	18	18.0	20	20.0	25	25.0
10/22	at Chicago	W	56	44.5	58	55.0	12	8.0	22	14.5	14	17.0	33	25.5	42	39.0	8	13.0	6	13.0	22	23.5
10/23	Washington	W	43	44.0	48	52.7	24	13.3	15	14.7	28	20.7	36	29.0	54	44.0	14	13.3	15	13.7	19	22.0
10/26	Orlando	W	27	39.8	46	51.0	19	14.8	4	12.0	19	20.3	13	25.0	54	46.5	9	12.3	6	11.8	14	20.0
10/28	at Boston	W	15	34.8	48	50.4	14	14.6	12	12.0	24	21.0	27	25.4	54	48.0	9	11.6	15	12.4	13	18.6
10/30	New York	W	38	35.3	32	47.3	7	13.3	14	12.3	18	20.5	42	28.2	64	50.7	11	11.5	28	15.0	18	18.5
11/2	Boston	W	16	32.6	56	48.6	8	12.6	14	12.6	15	19.7	26	27.9	42	49.4	8	11.0	19	15.6	6	16.7
11/4	at Detroit	W	54	35.3	58	49.8	11	12.4	9	12.1	28	20.8	21	27.0	24	46.3	7	10.5	12	15.1	12	16.1
11/6	at LA Lakers	W	24	34.0	48	49.6	18	13.0	15	12.4	21	20.8	36	28.0	56	47.3	16	11.1	16	15.2	9	15.3
11/7	at LA Clippers	L	28	33.4	46	49.2	8	12.5	18	13.0	10	19.7	29	28.1	34	46.0	6	10.6	7	14.4	25	16.3
11/9	at Sacramento	L	19	32.1	64	50.5	15	12.7	0	11.8	8	18.6	43	29.5	40	45.5	9	10.5	8	13.8	18	16.5
11/11	at Golden State	L	13	30.5	52	50.7	17	13.1	9	11.6	18	18.6	28	29.3	42	45.2	4	9.9	16	14.0	11	16.0
11/13	Minnesota	L	27	30.2	42	50.0	22	13.8	4	11.0	13	18.2	36	29.8	54	45.8	6	9.6	16	14.2	19	16.2
11/16	at Milwaukee	L	20	29.5	36	49.0	6	13.2	6	10.6	16	18.0	45	30.9	36	45.1	21	10.4	15	14.2	6	15.5
11/18	Charlotte	W	13	28.4	64	50.0	14	13.3	2	10.1	16	17.9	17	30.0	54	45.7	22	11.2	19	14.5	35	16.8
11/20	Miami	W	41	29.2	50	50.0	13	13.3	12	10.2	28	18.5	25	29.7	40	45.4	11	11.2	6	14.0	23	17.2
11/21	Atlanta	W	33	29.4	52	50.1	10	13.1	15	10.5	23	18.8	29	29.6	42	45.2	6	10.9	20	14.4	26	17.7
11/23	Portland	W	10	28.3	48	50.0	12	13.0	7	10.3	24	19.1	20	29.1	44	45.1	12	10.9	21	14.7	20	17.8
11/25	at Milwaukee	L	37	28.8	42	49.6	14	13.1	21	10.8	19	19.1	36	29.5	40	44.8	14	11.1	22	15.1	12	17.5
11/27	at Detroit	W	26	28.7	50	49.6	7	12.8	6	10.6	22	19.2	35	29.8	54	45.3	14	11.3	10	14.9	13	17.3
11/28	at Toronto	L	34	28.9	52	49.7	17	13.0	19	11.0	14	19.0	34	30.0	40	45.0	7	11.0	18	15.0	5	16.7
11/30	Philadelphia	W	46	29.7	56	50.0	8	12.7	16	11.2	17	18.9	34	30.1	42	44.9	5	10.8	4	14.5	17	16.7
12/2	Orlando	W	28	29.6	44	49.7	12	12.7	12	11.3	21	19.0	29	30.1	54	45.3	12	10.8	13	14.4	12	16.5
12/4	at New York	L	22	29.3	40	49.3	5	12.4	19	11.6	15	18.8	27	30.0	56	45.8	17	11.1	10	14.3	18	16.6
12/6	LA Lakers	W	19	28.9	70	50.2	15	12.5	19	11.9	18	18.8	52	30.8	52	46.0	23	11.6	14	14.2	4	16.1
12/9	Sacramento	L	22	28.6	44	49.9	13	12.5	7	11.7	17	18.7	23	30.5	32	45.5	9	11.5	16	14.3	24	16.4
12/10	Oklahoma City	W	23	28.4	54	50.1	9	12.4	8	11.6	17	18.6	35	30.7	54	45.8	4	11.2	14	14.3	18	16.4
12/12	at San Antonio	L	32	28.5	56	50.3	14	12.4	10	11.5	21	18.7	55	31.6	52	46.0	21	11.5	6	14.0	18	16.5
12/14	at Dallas	W	13	28.0	52	50.3	8	12.3	7	11.3	19	18.7	36	31.7	26	45.3	6	11.3	0	13.5	10	16.3
12/16	Indiana	W	34	28.2	44	50.1	7	12.1	9	11.3	16	18.6	55	32.5	62	45.9	4	11.1	20	13.7	14	16.2
12/17	Dallas	W	22	28.0	58	50.4	17	12.3	13	11.3	8	18.3	9	31.7	34	45.5	5	10.9	4	13.4	12	16.1
12/19	Utah	W	38	28.3	50	50.4	4	12.0	29	11.9	20	18.3	27	31.6	46	45.5	24	11.3	2	13.1	15	16.0
12/21	Milwaukee	W	21	28.1	54	50.5	18	12.2	9	11.8	22	18.5	21	31.3	46	45.5	14	11.4	12	13.0	12	15.9
12/23	Toronto	L	42	28.5	46	50.4	9	12.1	12	11.8	19	18.5	20	30.9	44	45.5	18	11.6	27	13.4	18	16.0
12/26	Brooklyn	L	28	28.5	48	50.3	14	12.1	17	11.9	20	18.5	37	31.1	34	45.1	10	11.5	23	13.7	18	16.0
12/29	at Indiana	L	41	28.8	72	50.9	25	12.5	21	12.2	17	18.5	42	31.4	48	45.2	10	11.5	20	13.9	15	16.0
12/31	at Chicago	W	37	29.1	44	50.7	25	12.8	10	12.1	16	18.4	27	31.3	54	45.5	2	11.2	21	14.1	20	16.1
1/2	Chicago	W	27	29.0	56	50.8	24	13.1	6	12.0	9	18.2	23	31.1	54	45.7	16	11.4	12	14.0	13	16.0
1/4	Phoenix	W	34	29.1	36	50.5	8	13.0	6	11.8	12	18.0	14	30.6	36	45.4	9	11.3	3	13.7	8	15.8
1/6	at Denver	L	37	29.3	60	50.7	16	13.1	17	12.0	18	18.0	33	30.7	50	45.6	19	11.5	15	13.8	14	15.8
1/8	at Phoenix	W	27	29.3	52	50.7	4	12.9	13	12.0	25	18.2	50	31.2	38	45.4	4	11.3	4	13.5	16	15.8
1/10	at Utah	L	31	29.3	54	50.8	10	12.8	17	12.1	22	18.3	27	31.1	48	45.4	27	11.7	2	13.3	14	15.7
1/12	at Portland	W	21	29.1	68	51.2	10	12.7	19	12.3	17	18.2	9	30.6	52	45.6	6	11.6	9	13.2	12	15.7
1/14	at Minnesota	L	27	29.1	52	51.2	6	12.6	12	12.3	7	18.0	56	31.1	60	45.9	7	11.5	21	13.3	28	15.9
1/16	New Orleans	W	18	28.8	52	51.2	19	12.7	7	12.1	22	18.1	21	30.9	40	45.8	8	11.4	13	13.3	22	16.1
1/18	at Memphis	L	18	28.6	44	51.1	10	12.7	17	12.2	12	17.9	30	30.9	58	46.0	21	11.6	17	13.4	26	16.3
1/20	Golden State	L	32	28.7	44	50.9	8	12.6	16	12.3	22	18.0	35	31.0	28	45.7	10	11.6	13	13.4	19	16.3
1/21	Milwaukee	W	21	28.5	66	51.3	11	12.5	7	12.2	21	18.1	18	30.7	44	45.6	11	11.5	3	13.2	12	16.3
1/24	at New York	L	12	28.2	52	51.3	8	12.4	17	12.3	16	18.0	27	30.6	38	45.5	19	11.7	7	13.1	19	16.3
1/26	at Houston	W	35	28.3	44	51.1	21	12.6	17	12.4	40	18.5	40	30.8	60	45.8	22	11.9	15	13.1	6	16.1
1/27	at Oklahoma City	L	25	28.2	56	51.2	6	12.5	10	12.4	18	18.5	27	30.7	50	45.8	14	11.9	8	13.0	11	16.0
1/29	LA Clippers	W	63	28.9	40	51.0	4	12.3	19	12.5	24	18.6	64	31.4	58	46.1	17	12.0	17	13.1	14	16.0
1/31	Miami	L	27																			



ALL		(AS OF MAR 20, 2023, 11:44 AM EDT)															2022 : REGULAR SEASON									
DATE	OPPONENT	OVERALL REC	CAVALIERS										OPPONENTS										TOTAL	POINT DIFF.		
			W/L	1ST	2ND	1ST HALF	3RD	4TH	2ND HALF	1ST OT	2ND OT	BIGGEST LEAD	TOTAL	1ST	2ND	1ST HALF	3RD	4TH	2ND HALF	1ST OT	2ND OT	BIGGEST LEAD				
10/19	at Toronto	0-1	L	22	35	57	27	21	48	--	--	8	105	28	23	51	25	32	57	--	--	11	108	-3		
10/22	at Chicago	1-1	W	34	36	70	23	35	58	--	--	32	128	25	29	54	25	17	42	--	--	8	96	32		
10/23	Washington	2-1	W	30	27	57	26	20	46	14	--	15	117	31	20	51	25	27	52	4	--	10	107	10		
10/26	Orlando	3-1	W	30	24	54	19	30	49	--	--	12	103	24	26	50	19	23	42	--	--	4	92	11		
10/28	at Boston	4-1	W	33	29	62	33	19	52	18	--	13	132	34	41	75	24	15	39	9	--	15	123	9		
10/30	New York	5-1	W	35	27	62	22	37	59	--	--	15	121	30	29	59	34	15	49	--	--	9	108	13		
11/2	Boston	6-1	W	35	15	50	33	24	57	7	--	11	114	27	29	56	20	31	51	6	--	12	113	1		
11/4	at Detroit	7-1	W	24	33	57	33	22	55	--	--	30	112	21	18	39	29	20	49	--	--	5	88	24		
11/6	at LA Lakers	8-1	W	30	28	58	29	27	56	--	--	17	114	36	28	64	16	20	36	--	--	12	100	14		
11/7	at LA Clippers	8-2	L	37	27	64	23	30	53	--	--	13	117	31	33	64	24	31	55	--	--	4	119	-2		
11/9	at Sacramento	8-3	L	29	29	58	35	27	62	--	--	6	120	34	35	69	28	30	58	--	--	15	127	-7		
11/11	at Golden State	8-4	L	25	27	52	25	24	49	--	--	11	101	25	23	48	26	32	58	--	--	5	106	-5		
11/13	Minnesota	8-5	L	20	30	50	34	40	74	--	--	3	124	40	27	67	37	25	62	--	--	24	129	-5		
11/16	at Milwaukee	8-6	L	37	23	60	18	20	38	--	--	10	98	34	27	61	34	18	52	--	--	20	113	-15		
11/18	Charlotte	9-6	W	28	30	58	24	23	47	15	12	16	132	14	32	46	24	35	59	15	2	3	122	10		
11/20	Miami	10-6	W	28	31	59	36	18	54	--	--	32	113	27	15	42	22	23	45	--	--	9	87	26		
11/21	Atlanta	11-6	W	38	26	64	21	29	50	--	--	15	114	26	33	59	23	20	43	--	--	5	102	12		
11/23	Portland	12-6	W	28	29	57	30	27	57	--	--	20	114	21	27	48	27	21	48	--	--	5	96	18		
11/25	at Milwaukee	12-7	L	30	33	63	10	29	39	--	--	16	102	25	27	52	35	30	65	--	--	22	117	-15		
11/27	at Detroit	13-7	W	20	31	51	22	29	51	--	--	9	102	26	30	56	22	16	38	--	--	12	94	8		
11/28	at Toronto	13-8	L	24	19	43	24	21	45	--	--	3	88	26	26	52	28	20	48	--	--	20	100	-12		
11/30	Philadelphia	14-8	W	25	44	69	21	23	44	--	--	33	113	21	27	48	18	19	37	--	--	7	85	28		
12/2	Orlando	15-8	W	27	27	54	28	25	53	--	--	20	107	25	22	47	17	32	49	--	--	5	96	11		
12/4	at New York	15-9	L	16	27	43	20	18	38	--	--	0	81	23	23	46	25	21	46	--	--	18	92	-11		
12/6	LA Lakers	16-9	W	27	30	57	28	31	59	--	--	15	116	26	23	49	34	19	53	--	--	3	102	14		
12/9	Sacramento	16-10	L	20	29	49	31	15	46	--	--	8	95	31	18	49	30	27	57	--	--	15	106	-11		
12/10	Oklahoma City	17-10	W	28	31	59	23	28	51	--	--	17	110	22	24	46	26	30	56	--	--	0	102	8		
12/12	at San Antonio	17-11	L	27	22	49	29	33	62	--	--	3	111	29	36	65	27	20	47	--	--	19	112	-1		
12/14	at Dallas	18-11	W	26	34	60	23	22	45	--	--	23	105	19	22	41	27	22	49	--	--	0	90	15		
12/16	Indiana	19-11	W	29	25	54	29	35	64	--	--	6	118	31	30	61	33	18	51	--	--	13	112	6		
12/17	Dallas	20-11	W	27	20	47	20	29	49	4	--	6	100	29	20	49	26	21	47	3	--	10	99	1		
12/19	Utah	21-11	W	29	33	62	28	32	60	--	--	25	122	21	23	44	27	28	55	--	--	1	99	23		
12/21	Milwaukee	22-11	W	35	25	60	33	21	54	--	--	24	114	20	22	42	35	29	64	--	--	4	106	8		
12/23	Toronto	22-12	L	31	22	53	25	29	54	--	--	2	107	39	30	69	29	20	49	--	--	26	118	-11		
12/26	Brooklyn	22-13	L	22	27	49	30	38	68	--	--	3	117	34	31	65	26	34	60	--	--	19	125	-8		
12/29	at Indiana	22-14	L	34	34	68	28	30	58	--	--	7	126	29	35	64	35	36	71	--	--	9	135	-9		
12/31	at Chicago	23-14	W	28	32	60	24	19	43	--	--	14	103	30	25	55	22	25	47	--	--	4	102	1		
1/2	Chicago	24-14	W	27	20	47	44	39	83	15	--	11	145	34	31	65	31	34	65	4	--	21	134	11		
1/4	Phoenix	25-14	W	15	18	33	26	31	57	--	--	3	90	14	29	43	21	24	45	--	--	11	88	2		
1/6	at Denver	25-15	L	28	30	58	24	26	50	--	--	5	108	26	36	62	32	27	59	--	--	17	121	-13		
1/8	at Phoenix	26-15	W	35	22	57	23	32	55	--	--	22	112	26	28	54	25	19	44	--	--	7	98	14		
1/10	at Utah	26-16	L	24	31	55	29	30	59	--	--	7	114	31	24	55	33	28	61	--	--	13	116	-2		
1/12	at Portland	27-16	W	27	24	51	36	32	68	--	--	8	119	32	26	58	33	22	55	--	--	14	113	6		
1/14	at Minnesota	27-17	L	25	29	54	26	22	48	--	--	14	102	27	22	49	28	33	61	--	--	13	110	-8		
1/16	New Orleans	28-17	W	24	23	47	31	35	66	--	--	12	113	25	25	50	31	22	53	--	--	13	103	10		
1/18	at Memphis	28-18	L	30	31	61	30	23	53	--	--	10	114	31	37	68	21	26	47	--	--	19	115	-1		
1/20	Golden State	28-19	L	28	31	59	27	28	55	--	--	5	114	33	31	64	34	22	56	--	--	20	120	-6		
1/21	Milwaukee	29-19	W	23	27	50	36	28	64	--	--	12	114	26	21	47	34	21	55	--	--	7	102	12		
1/24	at New York	29-20	L	27	24	51	24	28	52	--	--	8	103	34	19	53	27	25	52	--	--	13	105	-2		
1/26	at Houston	30-20	W	37	37	74	23	16	39	--	--	32	113	25	23	48	26	21	47	--	--	2	95	18		
1/27	at Oklahoma City	30-21	L	25	29	54	24	22	46	--	--	10	100	27	20	47	31	34	65	--	--	15	112	-12		
1/29	LA Clippers	31-21	W	31	33	64	25	33	58	--	--	40	122	15	19	34	23	42	65	--	--	0	99	23		
1/31	Miami	31-22	L	26	26	52	27	18	45	--	--	11	97	24	31	55	24	21	45	--	--	9	100	-3		
2/2	Memphis	32-22	W	30	37	67	32	29	61	--	--	22	128	26	28	54	33	26	59	--	--	2	113	15		
2/5	at Indiana	33-22	W	27	35	62	36	24	60	--	--	26	122	25	21	46	38	19	57	--	--	6	103	19		
2/6	at Washington	34-22	W	37	29	66	30	18	48	--	--	28	114	</												