



CLEVELAND CAVALIERS (51-30)

VS. CHARLOTTE HORNETS (26-55)

Sunday, April 9, 2023 | 1:00 p.m. EST ROCKET MORTGAGE FIELDHOUSE, CLEVELAND, OH TV: BALLY SPORTS OHIO RADIO: WTAM 1100 AM/POWER 89.1 FM WNZN

2022-23 CLEVELAND CAVALIERS GAME NOTES

FOLLOW @CAVSNOTES ON TWITTER

SEASON GAME #82

HOME GAME #41

LAST GAMES STARTERS

PLAYER / 2022-23 REGULAR SEASON AVERAGES

| #32 | Dean Wade | F • 6-9 • 219 • Kansas State/USA • 4th Season |
|-------|---------------|---|
| GP/GS | 42/11 | PPG 4.2 |
| | | RPG 3.4 |
| | | APG 0.8 |
| | | SPG 0.6 |
| | | BPG 0.5 |
| | | MPG 19.9 |
| #33 | Robin Lopez | C • 7-0 • 280 • Stanford/USA • 15th Season |
| GP/GS | 34/2 | PPG 2.9 |
| | | RPG 1.4 |
| | | APG 0.5 |
| | | SPG 0.1 |
| | | BPG 0.2 |
| | | MPG 7.9 |
| #8 | Lamar Stevens | F • 6-8 • 225 • Penn State/USA • 3rd Season |
| GP/GS | 59/24 | PPG 5.4 |
| | | RPG 3.3 |
| | | APG 0.5 |
| | | SPG 0.4 |
| | | BPG 0.3 |
| | | MPG 18.2 |
| #16 | Cedi Osman | G • 6-7 • 230 • Anadolu Efes (Turkey)/Macedonia/Turkey • 6th Season |
| GP/GS | 74/1 | PPG 8.8 |
| | | RPG 2.3 |
| | | APG 1.5 |
| | | SPG 0.4 |
| | | BPG 0.1 |
| | | MPG 20.1 |
| #13 | Ricky Rubio | G • 6-3 • 190 • FC Barcelona (Spain)/Spain • 12th Season |
| GP/GS | 32/1 | PPG 5.2 |
| | | RPG 2.0 |
| | | APG 3.4 |
| | | SPG 0.8 |
| | | BPG 0.2 |
| | | MPG 16.9 |

CAVS QUICK FACTS

Cleveland is playing its final regular season game of the 2022-23 season against the Charlotte Hornets. The Cavs are 5-1 in their last 6 games versus CHA since 2021 and are 12-4 over their last 16 games since March 4. **Cleveland holds a 51-30 record this season and have increased their win total by 7 from last season (44-38 in 2021-22).** The Cavs have also improved their record in each of the last four seasons. This is the 12th season in franchise history that Cleveland has secured 50+ wins.

On April 6 in Orlando, Cleveland won 118-94 (+24), marking the 24th time this season Cleveland held its opponent under 100 points (leads the NBA). The Cavs got strong play from the 2nd unit in the win. **DANNY GREEN** finished the game with a season-high 21 PTS on 8-14 (.571) shooting from the field, including 5-9 (.556) shooting from beyond the arc, 3 AST, 3 STL and 1 BLK in 26 MIN. **ISAIAH MOBLEY** tallied a career-high 18 PTS on 7-12 (.583) shooting from the field, 4 REB, 3 STL and 2 BLK in 24 MIN. **MAMADI DIAKITE** also contributed a season-high 13 PTS on 5-7 (.714) shooting from the field, a team-high 8 REB, 1 STL and 1 BLK in 24 MIN.

MILESTONES: DARIUS GARLAND (169 3FGM this season) is 6 triples shy of his career-high for triples in a season.

DONOVAN MITCHELL has recorded 13 games this season with 40+ PTS, marking the 2nd-most 40-point games all-time for an NBA player's first season with a new team, trailing only Wilt Chamberlain (32 in 1959-60, PHI). Mitchell has also recorded 4-straight 40-point games, becoming the fourth NBA player in the last 25 seasons to record 4-straight games with 40+ PTS (James Harden, Russell Westbrook and Kobe Bryant). He has recorded a franchise-best 245 3FGM this season and ranks 4th in the NBA in 3FGM. He is also averaging a career-high 28.3 PPG (+2.4 PPG from last season), ranking 7th in the NBA.

MOST 3-POINTERS IN THE FIRST SEASON WITH A NEW TEAM IN NBA HISTORY

Eric Gordon with Houston in 2016-17 - 246 3FGM [via Elias Sports Bureau]

DONOVAN MITCHELL with Cleveland in 2022-23 - 245 3FGM

DARIUS GARLAND is shooting a career-best .410 3FG% this season and also ranks 7th in the NBA in APG this season (7.8 APG). He is on pace to become the 4th Cavalier aged 23 or younger to have back-to-back seasons averaging 20.0+ PPG (LeBron James, Kyrie Irving and Collin Sexton). He also ranks 7th in the NBA in +/- this season (+441) and is 6 triples shy of his career-high for 3FGM in a season. His start at Orlando on April 4th was his 69th appearance this season, marking his career-high for games played in a season.

EVAN MOBLEY is averaging 17.8 PPG, 11.3 RPG, 4.5 APG and 3.16 BPG in 39.3 MPG over his last 6 games. Mobley LEADS THE NBA this season in defensive win shares (4.8) and ranks 9th in the NBA in BPG (1.53 BPG). Mobley has also recorded zero turnovers in 4 straight games and 5 of his last 6 games. That is tied for the longest-streak of games with zero turnovers (min. 30 MIN played) in Cavaliers history. He is averaging career-highs in PTS (16.3 PPG), RPG (9.1 RPG), AST (2.9 APG), FG% (.555 FG%) and FT% (.674 FT%)

NBA PLAYERS IN THE LAST 30 SEASONS TO AVERAGE 16.0+ PPG, 9.0+ BPG, 2.5+ APG, 1.50+ BPG AND .550+ FG%

| | |
|---|-------------------------|
| EVAN MOBLEY 2022-23 | Anthony Davis 2022-23 |
| Giannis Antetokounmpo 2018-19 | Chris Webber 1993-94 |
| Shaquille O'Neal 8 times (94-95, 95-96, 99-00, 00-01, 01-02, 02-03, 03-04, 04-05) | |

JARRETT ALLEN ranks 6th in the NBA (3rd in the Eastern Conference) in FG% (.645) and 12th in the NBA in rebounds per game (9.9 RPG). He has also recorded a career-high tying 32 doubles-doubles this season (Cavs are 25-7). Allen also ranks T-5th in the NBA in defensive win shares (3.9) and T-4th in the NBA in defensive rating (108.2).

CEDI OSMAN tallied 19 PTS on 7-11 (.636) shooting from the field, including 4-6 (.667) shooting from beyond the arc, 5 REB and 4 AST in 22 MIN in his 1st start this season on April 6 at ORL. It was his 8th game with 19+ PTS and Cleveland is 8-0 in those games.

CAVALIERS PRONUNCIATIONS

Mamadi Diakite (MAH-mah-dee dee-ah-KEE-tay); Raul Neto (Hah-OOL Nett-oh); Isaac Okoro (oh-CORE-oh); Cedi Osman (JED-e AUSS-min)

INJURY REPORT

https://official.nba.com/nba-injury-report-2022-23-season/

2022-23 REGULAR SEASON CAVALIERS RECORDS

| | RECORD | HOME | ROAD | OT | STREAKS |
|---------|--------|------|-------|-----|---------------|
| OVERALL | 51-30 | 31-9 | 20-21 | 7-0 | OVERALL Won 3 |
| WESTERN | 17-13 | 11-4 | 6-9 | 1-0 | WESTERN Won 1 |
| EASTERN | 34-17 | 20-5 | 14-12 | 6-0 | EASTERN Won 3 |
| CENTRAL | 13-3 | 8-0 | 5-3 | 1-0 | CENTRAL Won 8 |

2022-23 REG. SEASON SCHEDULE

| DATE | OPPONENT | SCORE | RECORD |
|-------|-------------------|----------|---------|
| 10/19 | @ Raptors | 105-108 | L 0-1 |
| 10/22 | @ Bulls | 128-96 | W 1-1 |
| 10/23 | vs. Wizards | 117-107* | W 2-1 |
| 10/26 | vs. Magic | 103-92 | W 3-1 |
| 10/28 | @ Celtics | 132-123* | W 4-1 |
| 10/30 | vs. Knicks | 121-108 | W 5-1 |
| 11/2 | vs. Celtics | 114-113* | W 6-1 |
| 11/4 | @ Pistons | 112-88 | W 7-1 |
| 11/6 | @ Lakers | 114-100 | W 8-1 |
| 11/7 | @ Clippers | 117-119 | L 8-2 |
| 11/9 | @ Kings | 120-127 | L 8-3 |
| 11/11 | @ Warriors | 101-106 | L 8-4 |
| 11/13 | vs. Timberwolves | 124-129 | L 8-5 |
| 11/16 | @ Bucks | 98-113 | L 8-6 |
| 11/18 | vs. Hornets | 132-127* | W 9-6 |
| 11/20 | vs. Heat | 113-87 | W 10-6 |
| 11/21 | vs. Hawks | 114-102 | W 11-6 |
| 11/23 | vs. Trail Blazers | 114-96 | W 12-6 |
| 11/25 | @ Bucks | 102-117 | L 12-7 |
| 11/27 | @ Pistons | 102-94 | W 13-7 |
| 11/28 | @ Raptors | 88-100 | L 13-8 |
| 11/30 | vs. 76ers | 113-85 | W 14-8 |
| 12/2 | vs. Magic | 107-96 | W 15-8 |
| 12/4 | @ Knicks | 81-92 | L 15-9 |
| 12/6 | vs. Lakers | 116-102 | W 16-9 |
| 12/9 | vs. Kings | 95-106 | L 16-10 |
| 12/10 | vs. Thunder | 110-102 | W 17-10 |
| 12/12 | @ Spurs | 111-112 | L 17-11 |
| 12/14 | @ Mavericks | 105-90 | W 18-11 |
| 12/16 | vs. Pacers | 118-112 | W 19-11 |
| 12/17 | vs. Mavericks | 100-99* | W 20-11 |
| 12/19 | vs. Jazz | 122-99 | W 21-11 |
| 12/21 | vs. Bucks | 114-106 | W 22-11 |
| 12/23 | vs. Raptors | 107-118 | L 22-12 |
| 12/26 | vs. Nets | 117-125 | L 22-13 |
| 12/29 | @ Pacers | 126-135 | L 22-14 |
| 12/31 | @ Bulls | 103-102 | W 23-14 |
| 1/2 | vs. Bulls | 145-134* | W 24-14 |
| 1/4 | vs. Suns | 90-88 | W 25-14 |
| 1/6 | @ Nuggets | 108-121 | L 25-15 |
| 1/8 | @ Suns | 112-98 | W 26-15 |
| 1/10 | @ Jazz | 114-116 | L 26-16 |
| 1/12 | @ Trail Blazers | 119-113 | W 27-16 |
| 1/14 | @ Timberwolves | 102-110 | L 27-17 |
| 1/16 | vs. Pelicans | 113-103 | W 28-17 |
| 1/18 | @ Grizzlies | 114-115 | L 28-18 |
| 1/20 | vs. Warriors | 114-120 | L 28-19 |
| 1/21 | vs. Bucks | 114-102 | W 29-19 |
| 1/24 | @ Knicks | 103-105 | L 29-20 |
| 1/26 | @ Rockets | 113-95 | W 30-20 |
| 1/27 | @ Thunder | 100-112 | L 30-21 |
| 1/29 | vs. Clippers | 122-99 | W 31-21 |
| 1/31 | vs. Heat | 97-100 | L 31-22 |
| 2/2 | vs. Grizzlies | 128-113 | W 32-22 |
| 2/5 | @ Pacers | 122-103 | W 33-22 |
| 2/6 | @ Wizards | 114-91 | W 34-22 |
| 2/8 | vs. Pistons | 113-85 | W 35-22 |
| 2/10 | @ Pelicans | 118-107 | W 36-22 |
| 2/11 | vs. Bulls | 97-89 | W 37-22 |
| 2/13 | vs. Spurs | 117-109 | W 38-22 |
| 2/15 | @ 76ers | 112-118 | L 38-23 |
| 2/23 | vs. Nuggets | 109-115 | L 38-24 |
| 2/24 | @ Hawks | 119-136 | L 38-25 |
| 2/26 | vs. Raptors | 118-93 | W 39-25 |
| 3/1 | @ Celtics | 113-117 | L 39-26 |
| 3/4 | vs. Pistons | 114-90 | W 40-26 |
| 3/6 | vs. Celtics | 118-114* | W 41-26 |
| 3/8 | @ Heat | 104-100 | W 42-26 |
| 3/10 | @ Heat | 115-119 | L 42-27 |
| 3/12 | @ Hornets | 114-108 | W 43-27 |
| 3/14 | @ Hornets | 120-104 | W 44-27 |
| 3/15 | vs. 76ers | 109-118 | L 44-28 |
| 3/17 | vs. Wizards | 117-94 | W 45-28 |
| 3/21 | @ Nets | 115-109 | W 46-28 |
| 3/23 | @ Nets | 116-114 | W 47-28 |
| 3/26 | vs. Rockets | 108-91 | W 48-28 |
| 3/28 | @ Hawks | 118-120 | L 48-29 |
| 3/31 | vs. Knicks | 116-130 | L 48-30 |
| 4/2 | vs. Pacers | 115-105 | W 49-30 |
| 4/4 | @ Magic | 117-113 | W 50-30 |
| 4/6 | @ Magic | 118-94 | W 51-30 |
| 4/9 | vs. Hornets | 1:00 pm | -- |

All Times Cleveland Time (ET)
* Overtime Periods2022-23 REG. SEASON RECORD BY MONTH
Oct: (5-1); Nov: (9-7); Dec: (9-6); Jan: (8-8); Feb: (8-3); Mar: (9-5); Apr: (3-0)



VS CHARLOTTE HORNETS (26-55)

| 2022-23 REGULAR SEASON | PPG | OPP. PPG | FG% | 3FG% | FT% | RPG | APG | SPG | TO | BPG |
|------------------------|-------|----------|------|------|------|------|------|------|------|------|
| Hornets | 111.0 | 117.5 | .457 | .332 | .747 | 44.5 | 25.2 | 7.73 | 14.1 | 5.19 |
| Cavaliers | 112.5 | 106.9 | .489 | .368 | .779 | 41.0 | 24.9 | 7.12 | 13.3 | 4.68 |



| 2022-23 REGULAR SEASON INDIVIDUAL BESTS | | | 2022-23 REGULAR SEASON HORNETS BESTS | | | 2022-23 REGULAR SEASON TEAM | | |
|---|----|--|--------------------------------------|----|----------------------------------|-----------------------------|----|---------------|
| Points | 41 | Darius Garland vs. CHA 11/18/22 | Points | 34 | Kelly Oubre Jr. vs. CHA 11/18/22 | Biggest Win | 16 | @ CHA 3/14/23 |
| Rebounds | 18 | Evan Mobley vs. CHA 11/18/22 | Rebounds | 14 | Nick Richards vs. CHA 11/18/22 | ** No Biggest Loss ** | | |
| Assists | 7 | Caris LeVert @ CHA 3/14/23, Darius Garland @ CHA 3/14/23 | Assists | 9 | Terry Rozier @ CHA 3/14/23 | | | |

| CAVS ALL-TIME BEST VS. CHA | | | CHA ALL-TIME BEST VS. CLE | | | CLE-CHA SERIES | | |
|----------------------------|----|--|---------------------------|----|--|----------------|----|------------------|
| Points | 44 | Kyrie Irving, 4/5/14, LeBron James, 12/10/16 | Points | 42 | Glen Rice, 4/7/97 (OT), Terry Rozier, 12/23/20 | Biggest Win | 40 | 11/4/88 (133-93) |
| Rebounds | 22 | Jarrett Allen, 2/4/22 | Rebounds | 17 | Larry Johnson, 1/29/96 | Biggest Loss | 32 | 11/3/18 (94-126) |
| Assists | 16 | Andre Miller, 4/12/02 | Assists | 20 | Brevin Knight, 1/11/05 | | | |

| 2022-23 REGULAR SEASON VS. HORNETS | | | 2021-22 REGULAR SEASON VS. HORNETS | | | SERIES HISTORY VS. HORNETS | | | |
|------------------------------------|-----------|-----------------|------------------------------------|-----------|------------|----------------------------|----------|---------|----------|
| DATE | SITE | TIME/RESULT | DATE | SITE | RESULT | | ALL-TIME | STREAKS | LAST WIN |
| 11/18/22 | Cleveland | W, 132-122 (OT) | 10/22/21 | Cleveland | L, 112-123 | Overall | 74-48 | Won 3 | 3/14/23 |
| 3/12/23 | Charlotte | W, 114-108 | 11/1/21 | Charlotte | W, 113-110 | Home | 46-14 | Won 1 | 11/18/22 |
| 3/14/23 | Charlotte | W, 120-104 | 2/4/22 | Charlotte | W, 102-101 | Road | 28-34 | Won 4 | 3/14/23 |
| 4/9/23 | Cleveland | 1:00 pm | 3/2/22 | Cleveland | L, 98-119 | | | | 4/23/21 |

CLE-CHA 2022-23 SERIES (3-0)

CAVALIERS 120, HORNETS 104 – MARCH 14, 2023 – SPECTRUM CENTER – CHARLOTTE, NC – GAME #71

| TEAM | 1 | 2 | 3 | 4 | OT | FINAL | FG | FGA | FG% | 3FG% | FT% | OR | DR | TR | A | PF | ST | TO | BS |
|------|----|----|----|----|----|-------|----|-----|------|------|------|----|----|----|----|----|----|----|----|
| CLE | 30 | 33 | 35 | 22 | - | 120 | 45 | 88 | .511 | .467 | .842 | 8 | 22 | 30 | 29 | 19 | 8 | 9 | 6 |
| CHA | 27 | 21 | 28 | 28 | - | 104 | 43 | 76 | .566 | .261 | .800 | 6 | 34 | 40 | 28 | 18 | 3 | 22 | 8 |

| TEAM | HIGH PTS | HIGH REB | HIGH AST | TEAM | HIGH PTS | HIGH REB | HIGH AST |
|------|---------------|--------------|-------------------------|------|------------------|----------------|--------------|
| CLE | E. Mobley: 26 | E. Mobley: 6 | D. Garland/C. LeVert: 7 | CHA | K. Oubre Jr.: 28 | N. Richards: 8 | T. Rozier: 9 |

CAVS NOTES: The Cavs recorded 35 points off turnovers in the win over Charlotte, marking the second-most points off turnovers this season...Cleveland shot 14-30 (.467) from beyond the arc in the game, the 11th time this season shooting .460+ 3FG%...The Cavs recorded just nine turnovers, the 10th time this season with fewer than 10 turnovers in a game...**EVAN MOBLEY** finished with 26 points on 10-15 (.667) shooting from the field, six rebounds, two assists, one steal and one block in 31 minutes. It was the 10th game in his career with 25+ points...**CEDI OSMAN** tallied 24 points on 8-14 (.571) shooting from the field, including 6-10 (.600) shooting from beyond the arc, three assists and two rebounds in 31 minutes off the bench. It was his sixth game this season with 20+ points off the bench and 26th game with 10+ points off the bench...**CARIS LEVERT** chipped in 22 points on 8-13 (.615) shooting from the field, including 4-5 (.800) shooting from beyond the arc, a team-high tying seven assists, a season-high four steals and one block in 27 minutes. It was the 12th time in his career with 4+ steals in a game and his 12th time with 20+ points...**DARIUS GARLAND** contributed 19 points, including 2-4 (.500) shooting from beyond the arc, a team-high tying seven assists, three rebounds and one steal in 28 minutes of play...**RICKY RUBIO** tallied 11 points, five rebounds, four assists and one block in 21 minutes off the bench.

CAVALIERS 114, HORNETS 108 – MARCH 12, 2023 – SPECTRUM CENTER – CHARLOTTE, NC – GAME #70

| TEAM | 1 | 2 | 3 | 4 | OT | FINAL | FG | FGA | FG% | 3FG% | FT% | OR | DR | TR | A | PF | ST | TO | BS |
|------|----|----|----|----|----|-------|----|-----|------|------|------|----|----|----|----|----|----|----|----|
| CLE | 25 | 27 | 29 | 33 | - | 114 | 41 | 87 | .471 | .259 | .735 | 11 | 29 | 40 | 18 | 22 | 8 | 10 | 3 |
| CHA | 35 | 24 | 30 | 19 | - | 108 | 41 | 80 | .513 | .476 | .727 | 7 | 36 | 43 | 25 | 26 | 8 | 19 | 5 |

| TEAM | HIGH PTS | HIGH REB | HIGH AST | TEAM | HIGH PTS | HIGH REB | HIGH AST |
|------|----------------|--------------|---------------|------|---------------|-----------------|-----------------|
| CLE | D. Garland: 28 | E. Mobley: 9 | D. Garland: 6 | CHA | T. Rozier: 27 | N. Richards: 12 | D. Smith Jr.: 7 |

CAVS NOTES: The Cavaliers overcame a 16-point second-half deficit to beat the Hornets 114-108. It was Cleveland's 14th win of the season when trailing by double-digits...**DARIUS GARLAND** recorded a game-high 28 points, six assists, six rebounds and one steal in 39 minutes. It was his fifth game of the season with six or more rebounds. Garland made 10 free throws in the win, marking his third-most free throw makes in a game this season...**DONOVAN MITCHELL** contributed 23 points on 10-19 (.526) shooting from the field, three assists, three rebounds and a team-high tying two steals in 33 minutes of play...**EVAN MOBLEY** chipped in 18 points, a team-high nine rebounds, three assists and one steal in 39 minutes...**CARIS LEVERT** tallied 15 points, including 2-4 (.500) shooting from three-point range, four assists, two rebounds and a team-high tying two steals in 34 minutes off the bench. It was his fourth time this season scoring 15+ points off the bench...**RICKY RUBIO** contributed 11 points on 4-7 (.571) shooting from the field and three rebounds in 20 minutes off the bench.

CAVALIERS 132, HORNETS 122 – NOVEMBER 18, 2022 – ROCKET MORTGAGE FIELDHOUSE – CLEVELAND, OH – GAME #15

| TEAM | 1 | 2 | 3 | 4 | OT | FINAL | FG | FGA | FG% | 3FG% | FT% | OR | DR | TR | A | PF | ST | TO | BS |
|------|----|----|----|----|-------|-------|----|-----|------|------|------|----|----|----|----|----|----|----|----|
| CHA | 14 | 32 | 24 | 35 | 15/2 | 122 | 44 | 110 | .400 | .318 | .833 | 17 | 36 | 53 | 24 | 33 | 11 | 16 | 6 |
| CLE | 28 | 30 | 24 | 23 | 15/12 | 132 | 49 | 92 | .533 | .286 | .813 | 7 | 43 | 50 | 25 | 25 | 8 | 20 | 8 |

| TEAM | HIGH PTS | HIGH REB | HIGH AST | TEAM | HIGH PTS | HIGH REB | HIGH AST |
|------|----------------|---------------|---------------------------|------|------------------|-----------------|---------------|
| CLE | D. Garland: 41 | E. Mobley: 18 | D. Garland/D. Mitchell: 6 | CHA | K. Oubre Jr.: 34 | N. Richards: 14 | G. Hayward: 7 |

CAVS NOTES: Cleveland held Charlotte to 44-110 (.400) shooting from the field, the 2nd-lowest field goal percentage by a Cavs opponent this season. The Cavs also held Charlotte to 14-46 (.304) shooting from beyond the arc, the 5th time holding their opponent to .304 or worse from three-point range...**Darius Garland** (41 PTS) and **Donovan Mitchell** (34 PTS) became the second pair of Cavs teammates to score 30+ PTS in a game this season (Donovan Mitchell and Caris LeVert each had 41 PTS on Oct. 28 at BOS). Their combined 78 points is also the 2nd-most points by a Cavs backcourt in team history (82 combined PTS by Donovan Mitchell and Caris LeVert on Oct. 28 at BOS)...The Cavs had four players record 20+ points for the 23rd time in team history and first time since March 4, 2022 at PHI (Darius Garland – 41 PTS, Donovan Mitchell – 34 PTS, Evan Mobley – 21 PTS, Jarrett Allen – 20 PTS)...**DARIUS GARLAND** tallied a game-high 41 points on 16-26 (.615) shooting from the field, a game-high tying six assists, a career-high five steals and one block in a career-high 48 minutes. Garland became the second Cavs player in team history to record 40+ PTS, 5+ AST and 5+ STL (LeBron James – 47 PTS, 8 AST, 5 STL on Feb. 6, 2010 vs. NYK)...**DONOVAN MITCHELL** recorded 34 points on 11-22 (.500) shooting from the field, including 11-12 (.916) from the free throw line, a game-high tying six assists, and five rebounds in 43 minutes of play...**EVAN MOBLEY** finished with his third double-double of the season, chipping in 21 points, a career-high 18 rebounds, five assists, two blocks and one steal in a career-high 45 minutes. It was his first career game with 20+ PTS, 15+ REB and 5+ AST. Mobley became the 9th Cavalier in team history with 20+ PTS, 15+ REB, 5+ AST, 2+ BLK and 1+ STL. It was his fourth career game with 15+ rebounds...**JARRETT ALLEN** contributed his eighth double-double of the season with 20 points on 8-11 (.727) shooting from the field, 12 rebounds and a season-high four blocks in a career-high 46 minutes of play.

CONNECTIONS

Hornets guard **Terry Rozier** was born and Youngstown, OH and attended Shaker Heights High School which is located seven miles from Rocket Mortgage FieldHouse...Cavs Head Coach **J.B. Bickerstaff** was an assistant coach for the Charlotte Bobcats from 2004-2007...Cavs forward **Isaac Okoro** and Hornets forward **JT Thor** both played collegiately for Auburn...Cavs center **Jarrett Allen** and Hornets center **Kai Jones** both played collegiately for Texas...Hornets guard **Terry Rozier** and Cavs guard **Donovan Mitchell** both played college ball at Louisville...Cavs assistant coach **Sidney Lowe** played 14 games for Charlotte during the 1988-89 season.



CAVS RECENT GAMES (3-2)

CAVALIERS 118, MAGIC 94 – APRIL 6, 2023 – AMWAY CENTER – ORLANDO, FL – GAME #81 (51-30, 20-21 AWAY)

| TEAM | 1 | 2 | 3 | 4 | OT | FINAL | FG | FGA | FG% | 3FG% | FT% | OR | DR | TR | A | PF | ST | TO | BS |
|------|--------------|----|----|---------------|----|-------|--------------|-----|------|------|--------------|----|----|-----------|----|----|-------------|----|----|
| CLE | 33 | 34 | 28 | 23 | - | 118 | 46 | 88 | .523 | .474 | .889 | 9 | 33 | 42 | 31 | 21 | 13 | 17 | 7 |
| ORL | 42 | 15 | 16 | 21 | - | 94 | 33 | 83 | .398 | .333 | .789 | 9 | 30 | 39 | 21 | 11 | 8 | 22 | 8 |
| TEAM | HIGH PTS | | | HIGH REB | | | HIGH AST | | | TEAM | HIGH PTS | | | HIGH REB | | | HIGH AST | | |
| CLE | D. Green: 21 | | | M. Diakite: 8 | | | Raul Neto: 8 | | | ORL | J. Suggs: 22 | | | B. Bol: 8 | | | J. Suggs: 4 | | |

CAVS NOTES: Cleveland recorded a season-high 66 points from reserves in the win...The Cavs also shot 18-38 (.474) from beyond the arc and 46-88 (.523) from the field...Cleveland held Orlando to 94 points, marking the 24th time this season holding their opponent to under 100 points (leads the NBA)...The Cavs recorded 13 steals in the game, tying the second-highest steal total in a game for Cleveland this season...**DANNY GREEN** finished with a season-high 21 points on 8-14 (.571) shooting from the field, including 5-9 (.556) shooting from beyond the arc, three assists, a game-high tying three steals and one block in 26 minutes off the bench...**CEDI OSMAN** contributed 19 points on 7-11 (.636) shooting from the field, including 4-6 (.667) shooting from three-point range, five rebounds and four assists in 22 minutes during his first start of the season...**ISAIAH MOBLEY** finished with a career-high 18 points on 7-12 (.583) shooting from the field, four rebounds, a game-high tying three steals and two blocks in 29 minutes off the bench...**MAMADI DIAKITE** tallied a season-high 13 points on 5-7 (.714) shooting from the field, a game-high tying eight rebounds, one steal and one block in 24 minutes off the bench...**LAMAR STEVENS** recorded 13 points, six rebounds, two steals and one block in 31 minutes.

CAVALIERS 117, MAGIC 113 – APRIL 4, 2023 – AMWAY CENTER – ORLANDO, FL – GAME #80 (50-30, 19-21 AWAY)

| TEAM | 1 | 2 | 3 | 4 | OT | FINAL | FG | FGA | FG% | 3FG% | FT% | OR | DR | TR | A | PF | ST | TO | BS |
|------|-----------------|----|----|-----------------------|----|-------|----------------|-----|------|------|--------------|----|----|-------------------|----|----|-------------|----|----|
| CLE | 23 | 35 | 35 | 24 | - | 117 | 42 | 84 | .500 | .484 | .900 | 5 | 25 | 30 | 23 | 16 | 3 | 9 | 7 |
| ORL | 29 | 30 | 32 | 22 | - | 113 | 45 | 89 | .506 | .435 | .765 | 13 | 34 | 47 | 25 | 22 | 6 | 13 | 1 |
| TEAM | HIGH PTS | | | HIGH REB | | | HIGH AST | | | TEAM | HIGH PTS | | | HIGH REB | | | HIGH AST | | |
| CLE | D. Mitchell: 43 | | | J. Allen/E. Mobley: 7 | | | D. Garland: 10 | | | ORL | M. Fultz: 23 | | | W. Carter Jr.: 12 | | | M. Fultz: 8 | | |

CAVS NOTES: The win over Orlando, Cleveland secured home court advantage in the first round of the playoffs and their first 50-win season since 2017-18...The Cavs shot 15-31 (.484) from beyond the arc in the win...Cleveland recorded just 8 turnovers...**DONOVAN MITCHELL** tallied a game-high 43 points on 15-23 (.652) shooting from the field, including 5-9 (.556) shooting from beyond the arc, five rebounds, four assists and one block in 41 minutes...It was his 13th 40-point game of the season, marking the 2nd-most 40-point games in a player's first season with a new team in NBA history, trailing only Wilt Chamberlain (32 in 1959-60). It was also Mitchell's 4th-straight game with 40+ points, becoming the 4th player in the last 25 seasons to record 40+ PTS in four consecutive games (James Harden, Russell Westbrook, Kobe Bryant)...**DARIUS GARLAND** recorded his 18th double-double of the season with 16 points, a game-high 10 assists and one block in 38 minutes...**CARIS LEVERT** chipped in 19 points on 7-10 (.700) shooting from the field, including 5-6 (.833) shooting from beyond the arc, three rebounds and one steal in 36 minutes off the bench.

CAVALIERS 115, PACERS 105 – APRIL 2, 2023 – ROCKET MORTGAGE FIELDHOUSE – CLEVELAND, OH – GAME #79 (49-30, 31-9 HOME)

| TEAM | 1 | 2 | 3 | 4 | OT | FINAL | FG | FGA | FG% | 3FG% | FT% | OR | DR | TR | A | PF | ST | TO | BS |
|------|-----------------|----|----|---------------|----|-------|---------------|-----|------|------|-----------------|----|----|--------------|----|----|----------------|----|----|
| IND | 28 | 33 | 26 | 18 | - | 105 | 36 | 83 | .434 | .375 | .828 | 11 | 33 | 44 | 21 | 26 | 5 | 17 | 6 |
| CLE | 28 | 31 | 27 | 29 | - | 115 | 44 | 90 | .489 | .375 | .692 | 13 | 30 | 43 | 23 | 22 | 7 | 13 | 7 |
| TEAM | HIGH PTS | | | HIGH REB | | | HIGH AST | | | TEAM | HIGH PTS | | | HIGH REB | | | HIGH AST | | |
| CLE | D. Mitchell: 40 | | | E. Mobley: 16 | | | D. Garland: 6 | | | IND | B. Mathurin: 19 | | | J. Nwora: 10 | | | A. Nembhard: 8 | | |

CAVS NOTES: The win was Cleveland's 31st win at home this season and they entered the game with the fifth-most wins in the NBA at home this season...The Cavs won the season series against the Pacers (3-1). Cleveland is now 7-1 against the Pacers in their last eight meetings since October of 2019...The Cavs outscored the Pacers in the paint 68-42 (+26) which ties the fourth most points in the paint for Cleveland this season...**DONOVAN MITCHELL** finished with a game-high 40 points on 14-25 (.560) shooting from the field, six rebounds, and a game-high tying three steals in 39 minutes of play. Mitchell recorded his 12th 40-point game of the season, the most 40-point games in a single season in Cavaliers history and he is also the first player in Cavaliers history to record 3 straight 40-point games. Mitchell also tied Walt Bellamy (1959-60, PHI) for 2nd-most 40-point game all-time for an NBA player's first season with a new team and trails only Wilt Chamberlain (32 in 1959-60, PHI). It was also the 30th game this season that Mitchell recorded 30+ points, becoming the 12th player in Cavaliers history with 30+ games of 30+ points in a single season (LeBron James, 6 times)...**DARIUS GARLAND** contributed 20 points, a team-high six assists, three rebounds and two steals in 39 minutes. With his first triple of the night, Garland passed Wesley Person (552 3FGM) for 8th on the Cavaliers all-time three-pointers made list...**EVAN MOBLEY** recorded his 24th double-double of the season with 14 points, a game-high 16 rebounds, four assists and a game-high four blocks in 39 minutes. It was Mobley's fifth consecutive game with 3+ blocks, the longest active streak in the NBA and tied for the 4th longest streak of 3+ blocks in franchise history. It is the longest streak of 3+ blocks by a Cavalier since Zydrunas Ilgauskas had 3+ blocks in 8-straight games from Feb. 23-March 8, 2004...**JARRETT ALLEN** returned to action and tallied 15 points on 6-9 (.667) shooting beyond the field, seven rebounds and one steal in 26 minutes...**CARIS LEVERT** contributed 15 points, three rebounds, four assists, and a season-high tying three blocks in 33 minutes.

KNICKS 130, CAVALIERS 116 – MARCH 31, 2023 – ROCKET MORTGAGE FIELDHOUSE – CLEVELAND, OH – GAME #78 (48-30, 30-9 HOME)

| TEAM | 1 | 2 | 3 | 4 | OT | FINAL | FG | FGA | FG% | 3FG% | FT% | OR | DR | TR | A | PF | ST | TO | BS |
|------|-----------------|----|----|-------------------------|----|-------|---------------|-----|------|------|----------------|----|----|-----------------|----|----|---------------|----|----|
| NYK | 42 | 37 | 26 | 25 | - | 130 | 49 | 93 | .527 | .472 | .625 | 16 | 32 | 48 | 24 | 12 | 6 | 10 | 5 |
| CLE | 47 | 25 | 30 | 14 | - | 116 | 44 | 86 | .512 | .459 | .846 | 3 | 30 | 33 | 33 | 21 | 2 | 10 | 9 |
| TEAM | HIGH PTS | | | HIGH REB | | | HIGH AST | | | TEAM | HIGH PTS | | | HIGH REB | | | HIGH AST | | |
| CLE | D. Mitchell: 42 | | | E. Mobley/L. Stevens: 7 | | | D. Garland: 9 | | | NYK | J. Brunson: 48 | | | M. Robinson: 14 | | | J. Brunson: 9 | | |

CAVS NOTES: • The Cavaliers shot 17-37 (.459), marking the sixth time this season making 17+ triples in a game. Cleveland also shot 11-18 (.611) in the opening half, tying the second-most triples in any half this season...Cleveland shot 17-23 (.739) from the field in the first period, including 6-8 (.750) from the three-point line, en route to 47 points in the quarter. It marked their most point in any quarter in a regular season game in Cavaliers history...**DONOVAN MITCHELL** finished with 42 points on 16-23 (.695) shooting from the field, including 6-9 (.667) shooting from beyond the arc, four rebounds, five assists and one block in 40 minutes of play. Mitchell started the game shooting a perfect 8-8 from the field, marking the first time in his career making his first 8 shots in a game. Mitchell's 23 points in the first quarter was a career-high for points in an opening quarter. With Mitchell's second three pointer of the night, he set a career-high in three-pointers made in a single season. Mitchell recorded his 11th 40-pt game of the season, passing LeBron James (10 in 2005-06) for the most 40-pt games in a single season in Cavaliers history. In just his first season with Cleveland, Mitchell has already tied Kyrie Irving (11) for the 2nd-most 40-pt games by a Cavs player ever, trailing only LeBron (51 total 40-pt games)...**DARIUS GARLAND** contributed 20 points, a game-high tying nine assists and three rebounds in 38 minutes. Garland dished out seven of his assists in the first quarter, marking his career-high in assists in an opening quarter. Garland recorded eight of his assists in the first half, tying his second-most assists in any half this season...**CEDI OSMAN** played in his 400th career game and recorded 14 points, including 4-8 (.500) shooting beyond the arc, two assists and one block in 20 minutes of play off the bench. Osman's 4+ triples in tonight's game marked his ninth time making 4+ three pointers in a game this season...**EVAN MOBLEY** contributed 14 points on 6-8 (.750) shooting from the field, a team high-tying seven rebounds, five assists and a game-high tying three blocks in 41 minutes.

HAWKS 120, CAVALIERS 118 – MARCH 28, 2023 – STATE FARM ARENA – ATLANTA, GA – GAME #77 (48-29, 18-21 AWAY)

| TEAM | 1 | 2 | 3 | 4 | OT | FINAL | FG | FGA | FG% | 3FG% | FT% | OR | DR | TR | A | PF | ST | TO | BS |
|------|-----------------|----|----|---------------|----|-------|--------------|-----|------|------|---------------|----|----|----------------------|----|----|--------------|----|----|
| CLE | 24 | 27 | 33 | 34 | - | 118 | 47 | 93 | .505 | .360 | .682 | 10 | 30 | 40 | 20 | 24 | 5 | 8 | 6 |
| ATL | 24 | 35 | 35 | 26 | - | 120 | 41 | 89 | .461 | .444 | .788 | 14 | 37 | 51 | 25 | 16 | 5 | 15 | 3 |
| TEAM | HIGH PTS | | | HIGH REB | | | HIGH AST | | | TEAM | HIGH PTS | | | HIGH REB | | | HIGH AST | | |
| CLE | D. Mitchell: 44 | | | E. Mobley: 15 | | | E. Mobley: 6 | | | ATL | D. Murray: 29 | | | S. Bev/C. Capela: 10 | | | T. Young: 10 | | |

CAVS NOTES: Cleveland outscored Atlanta 72-44 (+28) in the paint, marking the sixth time this season scoring 70+ points in the paint...**DONOVAN MITCHELL** recorded a game-high 44 points, including 9-9 shooting from the free throw line, five rebounds, five assists and two steals in 40 minutes of play. It was his 10th game this season with 40+ points, making him the 3rd player in NBA history to have 10 or more 40-point games in the first season with a new team (Wilt Chamberlain in 1959-60 and Walt Bellamy in 1961-62). It was Mitchell's 5th career game with 40+ PTS, 5+ REB and 5+ AST...**DARIUS GARLAND** tallied 27 points, including 6-6 shooting from the free throw line, five assists and one block in 41 minutes...**EVAN MOBLEY** recorded 20 points on 10-13 (.769) shooting from the field, a game-high 15 rebounds, a team-high six assists, a game-high four blocks and one steal in 40 minutes. Mobley is the first player in NBA history age 21 or younger to record at least 20 PTS, 15 REB, 6 AST, 1 STL and 4 BLK in a game. He is also the 3rd player in NBA history to record that statline in a game (Hakeem Olajuwon and Shaquille O'Neal). It was Mobley's 5th career game with 20+ PTS and 15+ REB. He has recorded 3+ blocks in three consecutive game and in 6 of his last 12 games.

CAVALIERS ALL-TIME RANKINGS

*SEVERAL CAVALIER PLAYERS HAVE A CHANCE TO MOVE UP IN THE FRANCHISE'S ALL-TIME TOP 15 CATEGORIES BELOW THIS 2022-23 REGULAR SEASON:

| 3-POINTERS MADE | TOTAL ASSISTS | FG% (min. 500 FGM) |
|-----------------------|-------------------------|------------------------|
| 1. L. James (1,251) | 1. L. James (6,228) | 1. J. ALLEN (.646) |
| 2. K. Love (1,096) | 2. M. Price (4,206) | 2. M. West (.553) |
| 3. M. Price (802) | 3. J. Bagley (2,311) | 3. E. MOBLEY (.533) |
| 4. K. Irving (723) | 4. T. Brandon (2,235) | 4. B. Daugherty (.532) |
| 5. C. OSMAN (628) | 5t. K. Irving (2,115) | 5. L. Nance (.530) |
| 6. J. Smith (585) | 5t. F. Walker (2,115) | 6. C. Boozer (.528) |
| 7. D. Gibson (578) | 7. B. Daugherty (2,028) | 7. T. Hill (.521) |
| 8. D. GARLAND (553) | 8. A. Miller (2,015) | 8. T. Thompson (.518) |
| 9. W. Person (550) | 9. A. Carr (1,820) | 9. L. Nance Jr. (.517) |
| 10. D. Ferry (543) | 10. C. Ehlo (1,803) | 10. M. Turpin (.516) |
| 11. M. Williams (414) | 11. D. GARLAND (1,679) | 11. R. Hinson (.516) |
| 12. C. Ehlo (381) | 12. G. Huston (1,630) | 12. A. Varejao (.511) |
| 13. D. Jones (344) | 13. B. Smith (1,566) | 13. J. Edwards (.508) |
| 14. C. Sexton (325) | 14. J. Cleamons (1,549) | 14. D. Robisch (.507) |
| 15. C. Mills (297) | 15. B. Knight (1,441) | 15. K. Carr (.506) |

NOTES: DARIUS GARLAND moved past Mo Williams (414 3FGM) for sole possession of 10th place in three-pointers made with his first triple against Miami on Nov. 20...CEDI OSMAN moved past Danny Ferry (543 3FGM) for sole possession of 8th place in three-pointers made with his first three against Philadelphia on Nov. 30...CEDI OSMAN passed Wesley Person (550 3FGM) for sole possession of 7th place in three-pointers made with his first three against Dallas on Dec. 17...CEDI OSMAN moved past Daniel Gibson (578) for 6th place in three-pointers made with his 3rd triple against the L.A. Clippers on Jan. 29...CEDI OSMAN moved past JR Smith (585 3FG) for 5th place in three-pointers made with his third triple against Memphis on Feb. 2...DARIUS GARLAND passed Bingo Smith (1,566 AST) for 12th place in assists with his second dish at Boston on March 1...DARIUS GARLAND moved past Danny Ferry (543 3FG) for sole possession of 9th place in three-pointers and also passed Geoff Huston for 12th in assists at Brooklyn on March 21...DARIUS GARLAND moved past Wesley Person (550 3FG) for sole possession of 8th place in three-pointers made with his first triple against Indiana on April 2.

DONOVAN MITCHELL HAS SET THE CAVS RECORD FOR THREE-POINTERS MADE IN A SINGLE SEASON

| MOST THREES MADE IN A SINGLE SEASON IN CAVS HISTORY | |
|--|-----|
| 1. DONOVAN MITCHELL | 245 |
| 2. J.R. Smith (2015-16) | 204 |
| 3. Wesley Person (1997-98) | 192 |
| 4. Kevin Love (2021-22) | 187 |
| 5. Mo Williams (2008-09) | 183 |
| 6. Kyrie Irving (2016-17) | 177 |

- Mitchell set the **FRANCHISE RECORD FOR THREES MADE IN A SEASON** with his first triple (205th) at Miami on March 8.
- His 245 triples are also a **CAREER HIGH** for Mitchell (prev. 232 3FGM in 2021-22).

UPCOMING REGULAR SEASON MILESTONES

***YELLOW HIGHLIGHT** INDICATES PLAYER IS NEAR MILESTONE

| JARRETT ALLEN | | DARIUS GARLAND | |
|--------------------------|-----------|---------------------|-----------|
| 600 BLK (548) | Needs 52 | 5,000 PTS (4,632) | Needs 368 |
| 2,000 FGM (1,939) | Needs 61 | 300 STL (282) | Needs 18 |
| 150 Double-Doubles (147) | Needs 3 | 600 3FGM (553) | Needs 47 |
| | | 2,000 AST (1,679) | Needs 321 |
| DANNY GREEN | | CARIS LEVERT | |
| 1,600 3FGM (1,574) | Needs 26 | 600 3FGM (565) | Needs 35 |
| 3,000 REB (2,821) | Needs 179 | | |
| ROBIN LOPEZ | | DONOVAN MITCHELL | |
| 1,000 GP (975) | Needs 25 | 4,000 FGM (3,632) | Needs 368 |
| 1,100 BLK (1,041) | Needs 59 | 2,000 AST (1,843) | Needs 157 |
| | | 11,000 PTS (10,156) | Needs 844 |
| EVAN MOBLEY | | RAUL NETO | |
| 1,000 FGM (944) | Needs 56 | 1,000 FGM (931) | Needs 69 |
| | | 300 3FGM (258) | Needs 42 |
| | | 1,000 AST (907) | Needs 93 |
| ISAAC OKORO | | CEDI OSMAN | |
| 2,000 PTS (1,724) | Needs 276 | 4,000 PTS (3,934) | Needs 66 |
| | | 700 3FGM (628) | Needs 72 |
| | | 1,000 AST (812) | Needs 188 |
| RICKY RUBIO | | DEAN WADE | |
| 8,000 PTS (7,564) | Needs 436 | 1,000 PTS (862) | Needs 138 |
| 700 GP (697) | Needs 3 | | |
| 3,000 REB (2,825) | Needs 175 | | |

NOTES: CEDI OSMAN handed out his 700th career assist at Toronto on Oct. 19...DONOVAN MITCHELL recorded his 100th career block vs. Washington on Oct. 23...JARRETT ALLEN grabbed his 3,000th career rebound vs. Orlando on Oct. 26; became the only active player age 25 or younger with 3,000 rebounds...JARRETT ALLEN scored his 4,000th career point with his first point at Boston on Oct. 28...DONOVAN MITCHELL made his 3,000th career field goal with his 8th basket at Boston on Oct. 28...DARIUS GARLAND swiped his 200th career steal against Boston on Nov. 2...CARIS LEVERT grabbed his 1,000th career defensive rebound against Boston on Nov. 2...DONOVAN MITCHELL became the 2nd fastest player in NBA history to make 1,000 3FG with his fifth triple at Sacramento on Nov. 9 (355 games)...DARIUS GARLAND made his 400th three-pointer against Minnesota on Nov. 13, becoming the quickest Cavalier ever to reach that mark (188 games)...ROBIN LOPEZ dished out his 800th career assist against Miami on Nov. 20...RAUL NETO played in his 400th career game at Detroit on Nov. 27...DARIUS GARLAND played in his 200th career game against the L.A. Lakers on Dec. 6...JARRETT ALLEN recorded his 1,000th career offensive rebound and 200th steal against Oklahoma City on Dec. 10...DONOVAN MITCHELL scored his 9,000th career point with his 36th point against Indiana on Dec. 16...EVAN MOBLEY played in his 100th career game against Dallas on Dec. 17...ISAAC OKORO made his 500th career field goal with his 4th basket against Toronto on Dec. 23...CARIS LEVERT scored his 5,000th career point with his 7th point against Toronto on Dec. 23...JARRETT ALLEN recorded his 500th career block with his lone swat at Indiana on Dec. 29...ISAAC OKORO grabbed his 500th career rebound at Denver on Jan. 6...DONOVAN MITCHELL swiped his 500th career steal and made his 1,100th career three-pointer at Utah on Jan. 10...CARIS LEVERT made his 500th career three-pointer with his second three at Memphis on Jan. 18...DARIUS GARLAND became the 4th youngest player in Cavaliers history to reach 4,000 career points with his 12th point at New York on Jan. 24 (LeBron James, Collin Sexton, Kyrie Irving)...EVAN MOBLEY grabbed his 1,000th career rebound with his 5th board at Oklahoma City on Jan. 27...DARIUS GARLAND handed out his 1,500th career assist against Memphis on Feb. 2...DARIUS GARLAND made his 500th career triple at Indiana on Feb. 5, becoming the quickest Cavalier ever to reach that mark (227 games)...EVAN MOBLEY recorded his 100th career steal with his first swipe against Chicago on Feb. 11...DEAN WADE grabbed his 500th career rebound with his 4th board at Philadelphia on Feb. 15...EVAN MOBLEY scored his 2,000th career point with his 7th point at Atlanta on Feb. 24; Mobley (130 GP) became the 2nd-fastest Cavalier to record 2,000+ PTS and 1,000+ REB, behind only Brad Daugherty (123 GP)...JARRETT ALLEN and DONOVAN MITCHELL each played in his 400th career game against Detroit on March 4...ISAAC OKORO played in his 200th career game against Detroit on March 4...EVAN MOBLEY recorded his 200th career block against Detroit on March 4...CEDI OSMAN became just the 5th player in Cavs history to make 600 career three-pointers with his second trey against Boston on March 6...CARIS LEVERT made his 2,000th career field goal with his second basket at Miami on March 8...DANNY GREEN grabbed his 500th career offensive rebound at Charlotte on March 14...CARIS LEVERT recorded his 400th career steal with his second swipe at Charlotte on March 14...JARRETT ALLEN made his 1,000th career free throw with his second make at Brooklyn on March 21...DONOVAN MITCHELL recorded his 10,000th career point with his 13th point at Atlanta on March 28; he became the fastest in NBA history to 10,000 points and 1,000 three-pointers (410 games)...CEDI OSMAN played in his 400th career game against New York on March 31...DONOVAN MITCHELL made his 1,200th career three-pointer at Orlando on April 4.



2022-23 SEASON NOTES

50-WIN SEASON: Cleveland is currently tied for the **5th-best record in the NBA at 51-30 (31-9 at home)**, their **best record since 2016-17 (51-31)** and **best home start since 2016-17 (31-9)**. This is also the Cavs' 12th time reaching the 50-win mark in franchise history.

| 2022-23 BEST HOME RECORDS IN NBA | | BEST OVERALL RECORDS IN NBA | |
|----------------------------------|--------------------|-----------------------------|---------------------|
| TEAM | HOME RECORD | TEAM | OVERALL RECORD |
| 1. MEM | 35-6 (.854) | 1. MIL | 58-23 (.716) |
| 2. DEN | 33-7 (.825) | 2. BOS | 56-25 (.691) |
| 3. GSW | 33-8 (.805) | 3. PHI | 53-28 (.654) |
| 4. MIL | 32-9 (.780) | 4. DEN | 52-29 (.642) |
| 5t. CLEVELAND | 31-9 (.775) | 5t. CLEVELAND | 51-30 (.630) |
| 5t. BOS | 31-9 (.775) | 5t. MEM | 51-30 (.630) |

PLAYOFF BOUND: With their win over Houston on March 26, the Cavs clinched a playoff berth for the first time since 2017-18 and 23rd time in franchise history. Cleveland is currently at the No. 4 seed.

WWWWWWWW: The Cavs had an 8-game win streak from Oct. 22-Nov. 6, their longest since Nov. 11-Dec. 6, 2017 (13 straight wins). They also had a 7-game win streak (Feb. 2-13) and a 5-game win streak (Dec. 14-21).

DOING IT ON BOTH ENDS OF THE FLOOR: The Cavs rank in the **Top 10 in the NBA in both offensive (7th, 115.7) and defensive rating (1st, 109.9).**

| OPPONENT PPG NBA LEADERS ('22-23) | | DEFENSIVE RATING NBA LEADERS ('22-23) | | NET RATING NBA LEADERS ('22-23) | |
|--|--------------|--|--------------|--------------------------------------|-------------|
| TEAM | OPP. PPG | TEAM | DEF. RATING | TEAM | NET |
| 1. CLEVELAND | 106.9 | 1. CLEVELAND | 109.9 | 1. BOS | 6.7 |
| 2. MIA | 109.8 | 2. BOS | 110.5 | 2. CLEVELAND | 5.8 |
| 3. PHI | 111.0 | 3. MEM | 110.6 | 3. MEM | 4.2 |
| 4. BOS | 111.4 | 4. MIL | 110.8 | 4. PHI | 4.1 |
| 5. TOR | 111.5 | 5. CHI | 111.8 | 5. MIL | 3.6 |
| MOST WINS BY 10+ POINTS ('22-23) | | MOST WINS BY 20+ POINTS ('22-23) | | PPG DIFFERENTIAL LEADERS ('22-23) | |
| TEAM | # OF WINS | TEAM | # OF WINS | TEAM | DIFF. |
| 1. CLEVELAND | 33 | 1t. CLEVELAND | 12 | 1. BOS | +6.5 |
| 2t. BOS | 31 | 1t. BOS | 12 | 2. CLEVELAND | +5.6 |
| 2t. MEM | 31 | 1t. MEM | 12 | 3. MEM | +4.2 |
| 4. MIL | 30 | 4t. PHI, SAC, PHX | 10 | 4. PHI | +4.0 |
| 5t. PHX, DEN | 28 | 4t. DEN, NYK | 10 | 5. MIL | +3.9 |
| <p>OFFENSIVE POWER: The Cavs are averaging 112.5 PPG, the 2nd-highest in franchise history, behind only the 1979-80 season (114.1 PPG).</p> <p>UNDER 100: The Cavs have held teams to under 100 points an NBA-BEST 24 times (23-1 record).</p> | | | | | |

COMEBACK KINGS: The Cavs have **17 wins** this season when trailing in a game by at least 10 points.

| CAVS WINS WHEN TRAILING BY 10+ POINTS THIS SEASON (17 WINS) | | | | | | | |
|---|---------|---------------|---------|--------------|---------|-------------|---------|
| OPPONENT | DEFICIT | OPPONENT | DEFICIT | OPPONENT | DEFICIT | OPPONENT | DEFICIT |
| 10/23 vs. WAS | 10 | 12/16 vs. IND | 13 * | 1/16 vs. NOP | 13 * | 4/2 vs. IND | 10 |
| 10/28 at BOS | 15 * | 12/17 vs. DAL | 10 * | 2/11 vs. CHI | 13 * | 4/6 at ORL | 11 |
| 11/2 vs. BOS | 12 * | 1/2 vs. CHI | 21 * | 3/6 vs. BOS | 15 * | | |
| 11/6 at LAL | 12 | 1/4 vs. PHX | 11 * | 3/12 at CHA | 16 * | | |
| 11/27 at DET | 12 | 1/12 at POR | 14 | 3/23 at BKN | 10 * | | |

*Denotes games in which Cavs trailed by double-digits in the second half and won (11 games)

EXTRA ENERGY: In overtime games this season, the Cavs are a **PERFECT 7-0**, their most OT wins in a single season in franchise history and **most by any NBA team this season**. Dating back to last season, Cleveland has **won 9 consecutive overtime games (the 7th-longest streak in NBA history)**.





DONOVAN'S DOMINANCE: DONOVAN MITCHELL has put up strong numbers through his 68 outings with Cleveland, averaging a career-best 28.3 PPG (7th in NBA, career highs .484 FG%, .386 3FG%, .867 FT%), 4.3 RPG, 4.4 APG and 1.46 SPG (16th in NBA) in 35.8 MPG. He has scored 20+ PTS 53 times, 30+ PTS 31 times and 40+ PTS 13 times and is **THE ONLY NBA PLAYER** with 25.0+ PPG AND 1.0 SPG WHILE SHOOTING .480+ FG% AND .380+ 3FG%.

40 BALL: Mitchell is the **FIRST CAVS PLAYER EVER to tally 40+ PTS in 4 consecutive games (March 28-April 5)** and first NBA player to do so since James Harden in 2018-19. Mitchell's 13 40-PT games this season is a franchise single season record.

SPIDA SCORES 71: In a win over Chicago on Jan. 2, Mitchell tallied a **CAREER-HIGH 71 POINTS** on 22-34 (.647) shooting from the field, including 7-15 (.466) from beyond the arc and 20-25 (.800) shooting from the free throw line, a game-high 11 assists, eight rebounds and one block in a career-high 50 minutes. **He set several historical marks that night:**

SPIDA SENSES 71

7TH PLAYER IN NBA HISTORY TO RECORD 70+ POINTS IN A GAME

He joined Wilt Chamberlain, Kobe Bryant, David Thompson, David Robinson, Elgin Baylor and Devin Booker.

71 POINTS SET CAVALIERS SCORING RECORD

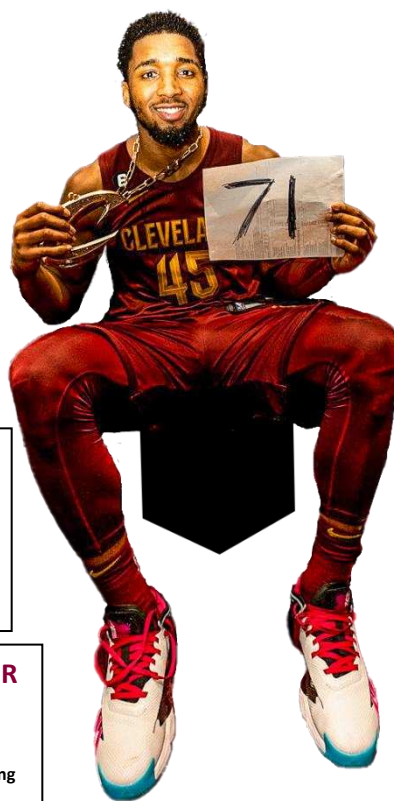
Mitchell shattered the franchise's single game scoring record, beating the previous mark of 57 by LeBron James (11/3/17 at WAS) and Kyrie Irving (3/12/15 vs. SAS)

1ST PLAYER TO HAVE A 70-PT/10-AST GAME IN NBA HISTORY

Mitchell also became the **FIRST PLAYER** in league history with his stat line (71 PTS, 11 AST, 8 REB).

4TH CAVS PLAYER EVER TO SCORE 24 POINTS IN A QUARTER

He had 24 PTS in the 3rd Q, becoming the 4th player in Cavs history with 24+ points in a period (LeBron James, Kevin Love, Darius Garland).



MOST POINTS IN ANY NBA GAME SINCE 2006

Mitchell's performance was the biggest since Kobe Bryant's 81-point game against Toronto on Jan. 22, 2006.

99 POINTS SCORED OR ASSISTED – 2ND MOST EVER!

The 99 points Mitchell created were the 2nd most ever behind the night Wilt Chamberlain scored 100 points in 1962, per ESPN Stats & Information research. Chamberlain also had two assists, creating 104 PTS that night.

SCORED 55 POINTS AFTER HALFTIME

After a 16-point first half, Mitchell scored 42 points in the second half (MOST EVER BY A CAV IN EITHER HALF) and 13 of Cleveland's 15 points in overtime.

HELPED CAVS OVERCOME 21-POINT DEFICIT

It was the Cavs' biggest come-from-behind victory this season. Mitchell had 18 PTS in the 4th Q, including the game-tying tip-in to send the game into overtime.

4TH NBA PLAYER EVER TO MAKE 20 FG AND 20 FT

*Mitchell became the 4th NBA player in league history to make 20 FG and 20 FT in a single game, joining Wilt Chamberlain (3/2/62), Devin Booker (3/24/17) and Michael Jordan (3/28/90).

MOST 40-PT GAMES BY A PLAYER IN FIRST SEASON WITH A TEAM IN NBA HISTORY

| PLAYER | 40-PT GAMES |
|---|-------------|
| 1. Wilt Chamberlain (1959-60, PHI) | 32 |
| 2. DONOVAN MITCHELL (2022-23, CLE) | 13 |
| 3. Walt Bellamy (1961-62, CHI) | 12 |
| 4t. Oscar Robertson (1960-61, CIN) | 9 |
| 4t. Kareem Abdul-Jabbar (1969-70, MIL) | 9 |

SPIDA IS ALREADY TIED FOR THE 2ND-MOST 40-POINT GAMES IN CAVALIERS HISTORY

| PLAYER | 40-PT GAMES |
|---------------------------------------|-------------|
| 1. LeBron James (11 seasons) | 51 |
| 2. DONOVAN MITCHELL (1 season) | 13 |
| 3. Kyrie Irving (6 seasons) | 11 |

SPIDA HAS THE MOST 40-POINT GAMES IN A SINGLE SEASON IN CAVALIERS HISTORY

| PLAYER | 40-PT GAMES |
|-------------------------------------|-------------|
| 1. DONOVAN MITCHELL ('22-23) | 13 |
| 2. LeBron James ('05-06) | 10 |

MOST POINTS IN A GAME IN NBA HISTORY

| DATE | PLAYER | POINTS |
|---------------------|-------------------------|-----------|
| March 2, 1962 | Wilt Chamberlain | 100 |
| Jan. 22, 2006 | Kobe Bryant | 81 |
| Dec. 8, 1961 | Wilt Chamberlain | 78 |
| April 9, 1978 | David Thompson | 73 |
| Nov. 16, 1962 | Wilt Chamberlain | 73 |
| Jan. 13, 1962 | Wilt Chamberlain | 73 |
| Nov. 3, 1962 | Wilt Chamberlain | 72 |
| JAN. 2, 2023 | DONOVAN MITCHELL | 71 |
| Feb. 26, 2023 | Damian Lillard | 71 |
| April 24, 1994 | David Robinson | 71 |
| Nov. 15, 1960 | Elgin Baylor | 71 |





★ **ALL-STAR STARTER:** Mitchell was selected as a **starter** for the 2023 NBA All-Star Game in Salt Lake City, Utah (Feb. 19). It marked the 4th NBA All-Star selection for Mitchell (2020-2023) and his 1st time as a starter.

★ **THE SPIDA SHOW:** At the 2023 NBA All-Star Game, Mitchell posted the **MOST POINTS** ever scored by a Cavalier in an All-Star Game, tallying 40 PTS, 10 AST and 8 3FGM. **No other player in NBA history** has ever reached those marks in an All-Star Game.



| MOST POINTS SCORED BY A CAVALIER IN AN NBA ALL-STAR GAME | | MITCHELL BECAME THE 4TH CAVALIERS PLAYER EVER TO BE NAMED AN NBA ALL-STAR STARTER | |
|--|-----------|--|--------------------------|
| CAVS PLAYER/YEAR | POINTS | CAVS PLAYER | YEAR AS ALL-STAR STARTER |
| DONOVAN MITCHELL (2023) | 40 | LeBron James (10 times) | 2005-2010, 2015-2018 |
| Kyrie Irving (2014) | 31 | Kyrie Irving (2 times) | 2014, 2017 |
| LeBron James (2015) | 30 | Shawn Kemp | 1998 |
| <i>Mitchell also became the 1st player in NBA All-Star Game history to tally 40+ PTS and 10+ AST.</i> | | DONOVAN MITCHELL | 2023 |
| | | <i>Mitchell was the 1st Cavalier selected as an All-Star Game starter since LeBron James in 2018.</i> | |

🏀 **2X PLAYER OF THE WEEK:** Mitchell has been named the **EASTERN CONFERENCE PLAYER OF THE WEEK** twice this season: Week 9 (Dec. 12-18) and Week 12 (Jan. 2-8). Only 5 other Cavaliers have won multiple POW awards in franchise history (LeBron James-42, Kyrie Irving-4, Andre Miller-2, Terrell Brandon-2, Mike Mitchell-2).

🏀 **SCORING LIKE WILT:** Mitchell topped the 30-point mark 5 times in his first 6 games, including one 40+ PT performance (41 PTS at BOS on 10/28). He became just the **2ND PLAYER IN NBA HISTORY** to record 30+ points in 5 of his first 6 games with a team, joining Wilt Chamberlin (his first 6 games in 1959 with the Warriors).

🏀 **FIRST 10:** Mitchell scored 319 points in the first 10 games, the most by a player in their first 10 outings with the Cavaliers EVER! It was also the 2nd-most points scored by any NBA player in their first 10 games with a team in league history, behind only Wilt Chamberlain (371 points in 1959).

🏀 **RACE TO 1,000:** Mitchell became the **2ND FASTEST PLAYER IN NBA HISTORY** to make 1,000 3FGM with his fifth triple at Sacramento on Nov. 9. He also has the 5th-most 3FGM since entering the NBA.

| FASTEST TO 1,000 CAREER 3FGM IN NBA HISTORY | | MOST 3FGM SINCE 2017-18 | |
|--|---------------------------|----------------------------|--------------|
| PLAYER | GAMES TO REACH 1,000 3FGM | PLAYER | 3FGM |
| Buddy Hield | 350 | 1. Buddy Hield | 1,552 |
| DONOVAN MITCHELL | 355* | 2. Stephen Curry | 1,468 |
| Stephen Curry | 369 | 3. James Harden | 1,372 |
| <i>Mitchell made his 1,000th career triple on Nov. 9</i> | | 4. Damian Lillard | 1,345 |
| | | 5. DONOVAN MITCHELL | 1,203 |
| Mitchell is also the FASTEST player in NBA history to reach 10,000 PTS and 1,000 3FG (accomplished in his 410 th career game on March 28 at ATL) | | | |





DG THE PG: In his 69 appearances, **DARIUS GARLAND** is averaging **21.6 points**, a team-high **7.8 assists** (7th in NBA) and **1.23 steals** (24th in NBA) in **35.5 minutes**. He is also shooting a career-high **.410 from three** (23rd-best in NBA), has **18 double-doubles** and has scored **20+ PTS 39 times**, **30+ PTS 8 times** and **40+ PTS 3 times**. His plus/minus of **+441** is the **7th-best** in the NBA.

| NBA PLAYERS W/ 20.0+ PPG, 7.0+ APG, .400+ 3FG% (2022-23) |
|---|
| PLAYER |
| DARIUS GARLAND, CLE |
| Tyrese Haliburton, IND |

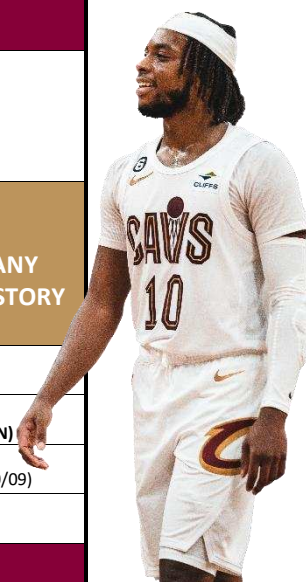
| GARLAND'S HIGHEST SCORING GAMES | |
|---------------------------------|-------------------------|
| PTS | DATE/OPP. |
| *51 | 11/13/22 vs. MIN |
| *46 | 12/26/22 vs. BKN |
| 41 | 3/8/22 at IND |
| *41 | 11/18/22 vs. CHA |
| <i>*This Season</i> | |

HOT SHOOTING IN FEBRUARY: In the month of February, Garland shot a staggering **29-55 (.527)** from beyond the arc, the **4th-BEST** clip among NBA players with **10+ 3FGM** over that stretch.

41 PTS, 6 AST, 5 STL: In a win over Charlotte on Nov. 18, Garland tallied a game-high 41 points (16-26 FG), six assists, a career-high five steals and one block in a career-high 48 minutes. He became just the **2nd Cavs player in team history to record 40+ PTS, 5+ AST and 5+ STL** (LeBron James – 47 PTS, 8 AST, 5 STL on Feb. 6, 2010 vs. NYK).

51-POINT EXPLOSION: Against Minnesota on Nov. 13, Garland finished with a **career-high 51 points** on 16-30 (.533) shooting from the field, including 10-14 (.714) shooting from beyond the arc, a team-high six assists, two rebounds and one steal in 40 minutes. **Check out historical marks he achieved that night below:**

| DG'S 51-POINT NIGHT | | | |
|---|--|---|--|
| 6 TH PLAYER IN NBA HISTORY TO RECORD | | | |
| 50+ PTS, 10+ 3FG AND 5+ AST | | | |
| (STEPHEN CURRY, DAMIAN LILLARD, KYRIE IRVING, JAMES HARDEN AND KLAY THOMPSON) | | | |
| 4 TH | 3 RD | MOST | 2 ND |
| CAVS PLAYER TO SCORE 50 POINTS IN A GAME | CAVS PLAYER TO MAKE 10+ 3FG IN A GAME | POINTS IN A 4 TH QUARTER IN CAVS HISTORY | MOST POINTS SCORED IN ANY SINGLE QUARTER IN CAVS HISTORY |
| LeBron James (9 times) | Kyrie Irving (11 3FG, 1/28/15) | 27 PTS DARIUS GARLAND (11/13/22 vs. MIN) | 34 PTS (1 st Q) Kevin Love (11/23/16 vs POR) |
| Kyrie Irving (2 times) | C.J. Miles (10 3FG, 1/7/14) | 24 PTS LeBron James (1/6/08 at TOR) | 27 PTS (4th Q) DARIUS GARLAND (11/13/22 vs MIN) |
| Walt Wesley (2/19/71) | DARIUS GARLAND (10 3FG, 11/13/22) | 23 PTS LeBron James (12/4/15 at NOP) | 24 PTS (3 times, LeBron James) (4 th Q 1/6/08, 1 st Q 4/11/08, 3 rd Q 2/20/09) |
| DARIUS GARLAND (11/13/22) | | 23 PTS LeBron James (11/12/17 vs. BKN) | 24 PTS (3 rd Q) Donovan Mitchell (1/2/23 vs. CHI) |
| SET CAREER HIGHS IN POINTS (51), FGM (16) & 3FGM (10) | | | |




THE RETURN OF DG: In his return from injury in a win over Boston on Nov. 2, Garland posted **29 PTS, 12 AST, 5 REB, 3 STL** and just **1 turnover** in 42 minutes. Only **2 other Cavaliers have ever recorded 25+ PTS, 10+ AST, 5+ REB, 3+ STL and 1 turnover or less** in a single game.

| THE ONLY CAVS PLAYERS TO RECORD | | |
|---|------------------------|--|
| 25+ PTS, 10+ AST, 5+ REB, 3+ STL and 1 TURNOVER OR LESS | | |
| PLAYER | DATE/OPPONENT | STAT LINE |
| DARIUS GARLAND | 11/2/22 vs. BOS | 29 PTS, 12 AST, 5 REB, 3 STL, 1 TOV |
| LeBron James | 1/16/05 at SEA | 35 PTS, 11 AST, 5 REB, 4 STL, 1 TOV |
| Randy Smith | 1/29/80 vs. LAL | 31 PTS, 10 AST, 5 REB, 3 STL, 1 TOV |





MARVELOUS MOBLEY: EVAN MOBLEY, a 2023 NBA Rising Star , has played in 78 games and is averaging a career-high 16.3 points (.555 FG%-17th best in NBA), a career-high 9.1 rebounds (19th in NBA), 2.9 assists, 0.77 steals and 1.53 blocks (9th in NBA) in 34.7 minutes, while posting 24 double-doubles (25th in NBA).

| 2022-23 NBA PLAYERS AVERAGING 15.0+ PPG ON .500+ FG%, 8.0+ RPG, 2.0+ APG and 1.0+ BPG | |
|--|--|
| NBA PLAYER | |
| Joel Embiid, PHI | |
| EVAN MOBLEY, CLE | |
| Anthony Davis, LAL | |



SCORING AND BLOCKING: Mobley has scored in double figures in 71 games so far and has blocked at least one shot in 59 outings, including a career-best 8-block performance at Detroit on Nov. 4.

| MOST GAMES WITH AT LEAST 1 BLOCK IN NBA THIS SEASON | |
|--|-------------------------|
| GAMES | PLAYER |
| 67 | Nic Claxton, BKN |
| 66 | Brook Lopez, MIL |
| 60 | Walker Kessler, UTA |
| 59 | EVAN MOBLEY, CLE |

| MOST BLOCKS IN A SINGLE GAME IN CAVS HISTORY | | |
|---|--------------------|-----------------------|
| BLOCKS | CAVS PLAYER | DATE/OPP. |
| 11 | Larry Nance | 1/7/89 vs NYK |
| 9 | Hot Rod Williams | 2/3/88 at WAS |
| 8 | EVAN MOBLEY | 11/4/22 at DET |
| 8 | Larry Nance | 11/27/91 vs PHI |
| 8 | Larry Nance | 3/26/93 at PHI |
| 8 | Larry Nance | 4/10/92 at NJ |

***MOBLEY BLOCKED AT LEAST 3 SHOTS IN A CAREER BEST 5 STRAIGHT GAMES (March 23-April 2), becoming just the 4th Cavs player ever to have such a streak (Zydrunas Ilgauskas-once, Larry Nance-6 times, Hot Rod Williams-3 times)**

A BIT OF EVERYTHING: Mobley tallied 21 points, a career-high 18 rebounds, five assists, two blocks and one steal in a career-high 45 minutes during a win over Charlotte on Nov. 18. He became just the 9th player in Cavaliers history with 20+ PTS, 15+ REB, 5+ AST, 2+ BLK and 1+ STL (LeBron James, Brad Daugherty, Campy Russell, Andre Drummond, Kevin Love, Drew Gooden, Bingo Smith, Cliff Robinson).

FIRST 100 GAMES: Mobley is the **ONLY** player in Cavs history to accumulate 1,400+ PTS on .500+ FG%, 800+ REB, 200+ AST and 150+ BLK in their first 100 career games.

19 BUCKETS VS. BUCKS: Mobley scored a career-high 38 PTS (19-27 FG) in a win over Milwaukee on Jan. 21. All 38 of his points came without making a single 3FG or FT, becoming just the 4th NBA player since three-pointers were adopted in 1979 to accomplish that feat with 38+ PTS.

| NBA PLAYERS SINCE 1979 TO TALLY 38+ PTS W/ 0 3FGM & 0 FTM IN A SINGLE GAME | |
|---|------------------------------|
| PLAYER/DATE | STAT LINE |
| Hakeem Olajuwon (1/30/97 vs. DEN) | 48 PTS, 0 3FGM, 0 FTM |
| Alex English (12/6/88 at NYK) | 38 PTS, 0 3FGM, 0 FTM |
| Alex English (3/3/84 vs. UTA) | 44 PTS, 0 3FGM, 0 FTM |
| George Gervin (1/25/85 vs. SAS) | 42 PTS, 0 3FGM, 0 FTM |
| EVAN MOBLEY (1/21/23 vs. MIL) | 38 PTS, 0 3FGM, 0 FTM |

DOING IT ALL: In a win at New Orleans on Feb. 10, Mobley became the **FIRST PLAYER IN CAVS HISTORY** to finish a game with 28+ PTS, 13+ REB, 3+ STL, 2+ BLK and .722+ FG%.

BIG IN BROOKLYN: In the victory at Brooklyn on March 23, Mobley (26 PTS, 16 REB, 4 BLK, 0 TO) became the **FIRST PLAYER IN CAVS HISTORY** to record 25+ PTS, 15+ REB, 4+ BLK and 0 turnovers in a single game.

LIKE DREAM AND SHAQ: Against Atlanta on March 28, Mobley became the 3RD **PLAYER IN NBA HISTORY** to post 20+ PTS, 15+ REB, 6+ AST, 4+ BLK, 1+ STL and 0 TO.





DOUBLE-DOUBLE JA: JARRETT ALLEN has posted a team-high 32 double-doubles, tied for 16th-most in the NBA. He is averaging 14.4 points (.645 FG%), 9.9 rebounds, 0.81 steals and 1.24 blocks in 32.9 minutes.

| JARRETT ALLEN'S CAREER 20-REBOUND GAMES | |
|---|-----------------------|
| REB | DATE/OPP. |
| 24 | 1/16/19 at HOU |
| 22 | 2/4/22 at CHA |
| 21 | 11/25/19 at CLE |
| *20 | 11/7/22 at LAC |
| *This Season | |

MR. ACCURACY: Allen currently owns the **HIGHEST FG%** in franchise history at .646 in his 174 games with the Cavaliers (min. 100 FGM).

HIGH RANKING: This season, Allen ranks 6th in the NBA in FG%, 12th in RPG and 17th in BPG.

THE ONLY ONE: Allen is the **ONLY PLAYER** in the East shooting .600+ FG% and averaging 14.0+ PPG.

GETTING IT DONE: From Feb. 6-11, Allen had 4 straight games with 20+ PTS on .650 shooting or better. No other player in Cavs history have every accomplished a feat that long. Cleveland went 4-0 during that span in which he averaged 21.5 points on .740 (37-50) FG%, 11.3 rebounds, 2.0 assists and 1.5 blocks in 32.8 minutes.

| 2022-23 NBA LEADERS IN CONTESTED SHOTS PER GAME | |
|---|----------------------|
| PLAYER | CONT. SHOTS PER GAME |
| 1. Brook Lopez, MIL | 17.5 |
| 2. Nic Claxton, BKN | 12.1 |
| 3. EVAN MOBLEY, CLE | 11.5 |
| 4. Ivica Zubac, LAC | 11.4 |
| 5. Kristaps Porzingis, WAS | 11.3 |
| 6. JARRETT ALLEN, CLE | 11.3 |

| BEST FG% IN EASTERN CONFERENCE | |
|--------------------------------|-------------|
| PLAYER | FG% |
| 1. Nic Claxton, BKN | .705 |
| 2. Clint Capela, ATL | .653 |
| 3. JARRETT ALLEN, CLE | .645 |



ICE HOT: Over his last 44 games, **ISAAC OKORO** is shooting .539 (124-230) from the field and .434 (49-113) from beyond the arc (since Dec. 21).

| OKORO ON THE RISE | |
|---|--|
| NUMBERS OVER THE LAST 44 GAMES | |
| .539 FG%, .434 3FG%, 7.9 PPG, 2.7 RPG, 1.5 APG | |
| NUMBERS OVER THE FIRST 32 GAMES | |
| .414 FG%, .224 3FG%, 4.4 PPG, 2.1 RPG, 0.7 APG | |

ICY IN BROOKLYN: At Brooklyn on March 23, Okoro hit his **first career game-winning basket**, a three-pointer with 0.7 seconds remaining that gave the Cavs a 116-114 victory.

ALL ABOUT VERT: CARIS LEVERT has scored in double figures in 48 games, including a 41-point outburst at Boston on Oct. 28, and is averaging 12.1 points, 3.8 rebounds, 3.9 assists and 0.97 steals in 30.2 minutes.

WHEN CALLED TO START: In 30 games where LeVert has been a starter this season, he has averaged 15.0 points, 4.4 rebounds, 5.0 assists and a .424 (70-165) clip from three in 34.3 minutes.

20+ POINT NIGHTS: LeVert has topped the 20-point mark 13 times this season, including a stretch of 3 straight 20-plus point performances from Dec. 9-12 and consecutive 20-point games on 4 occasions this season.

STEALS STREAKING: LeVert recorded a steal in 13 straight games from March 4-23, the longest of his career.

| LEVERT'S CAREER 40-POINT GAMES | |
|--------------------------------|------------------------|
| POINTS | DATE/OPPONENT |
| 51 | 3/3/20 at BOS |
| 43 | 1/8/21 at MEM |
| 42 | 2/4/22 vs. CHI |
| *41 | 10/28/22 at BOS |
| *This Season | |

| LEVERT'S LONGEST STREAKS W/1+ STL | |
|-----------------------------------|-------------------------|
| STREAK | DATES |
| 13 games | 3/4/23 – 3/31/23 |
| 8 games | 12/1/21 – 12/16/21 |
| 8 games | 5/5/21 – 10/30/21 |



PEANUT BUTTER AND CEDI: CEDI OSMAN has scored in double figures in **30** games (6 20-PT games) and is averaging **8.8** points and 2.3 rebounds in 20.2 minutes off the bench. He became the **2nd** Cavalier since 1985-86 to record 10+ points off the bench in the Cavs first four games of a season (Jordan Clarkson, 2018-19).

C 15+ POINTS: Osman scored at least 15 PTS in each of the first 3 games, becoming just the **4th** player in Cavaliers history to record three straight games with 15+ points off the bench to start a season.

C CED3: In a win over the L.A. Clippers on Jan. 29, Osman went a perfect 7-7 from beyond the arc and scored a career-high tying 29 PTS in 22 MIN off the bench. He became just the **3rd** player in franchise history to finish a game a perfect 7-7 or better from three, joining Kyrie Irving (7-7, 3/12/15) and Mo Williams (7-7, 11/28/09), and is the **1st** Cavaliers reserve to do so.

2022-23 NBA BENCH LEADERS IN PLUS/MINUS

| +/- | PLAYER |
|-------------|-----------------------------|
| +257 | 1. Immanuel Quickley, NYK |
| +249 | 2. Isaiah Joe, OKC |
| +204 | 3t. CEDI OSMAN, CLE |
| +204 | 3t. Isaiah Hartenstein, NYK |

THE ONLY CAVS PLAYERS TO OPEN A SEASON WITH 3 STRAIGHT GAMES OF 15+ PTS OFF THE BENCH

| PLAYER | YEAR |
|-------------------|----------------|
| Campy Russell | 1976-77 |
| Austin Carr | 1978-79 |
| Jordan Clarkson | 2018-19 |
| CEDI OSMAN | 2022-23 |

CAVS PLAYERS TO SHOOT A PERFECT 7-7 3FG IN A SINGLE GAME (ALL-TIME)

| PLAYER | DATE/OPPONENT |
|--|------------------------|
| Mo Williams (7-7 3FG) | 3/12/15 at SAS |
| Kyrie Irving (7-7 3FG) | 11/28/09 vs. DAL |
| CEDI OSMAN (7-7 3FG) | 1/29/23 vs. LAC |
| *Osman is the 1ST BENCH PLAYER IN CAVS HISTORY to accomplish this feat, and is also the 2ND PLAYER IN TEAM HISTORY to finish a game with 29+ PTS in 22 MIN or fewer. | |

JERSEY NUMBERS: Here's a breakdown of the Cavaliers' 2022-23 record by jersey.

White: 19-14

Wine: 18-6

Black: 10-7

City: 4-3





RECENT TRANSACTIONS:

3/14/23 – The Cavaliers signed guard Sam Merrill to a multi-year contract.

3/3/23 – The Cavaliers signed guard Sam Merrill to a 10-day contract.

2/18/23 – The Cavaliers reached a buyout agreement with forward Kevin Love, making him a free agent.

2/15/23 – The Cavaliers signed forward Danny Green for the remainder of the 2022-23 season.

10/15/22 – The Cavaliers exercised the third-year (2023-24) contract option on Evan Mobley and the fourth-year (2023-24) contract option on Isaac Okoro; also waived Sharife Cooper, Mamadi Diakite, Nate Hinton, R.J. Nembhard and Jamorko Pickett.

9/27/22 – The Cavaliers signed forward Dean Wade to a multi-year contract extension.

9/26/22 – The Cavaliers added forwards Mamadi Diakite and Jamorko Pickett and guards Nate Hinton and Sharife Cooper to their 2022 training camp roster.

9/3/22 – The Cavaliers acquired NBA All-Star guard Donovan Mitchell in a trade with the Utah Jazz; In

exchange, Cleveland sent guard Collin Sexton (via sign and trade), forward Lauri Markkanen, guard Ochai Agbaji and three future unprotected first round draft picks (2025, 2027, 2029) to Utah, while also agreeing to pick swaps in 2026 and 2028.

7/9/22 – The Cavaliers signed guard Darius Garland to a multi-year contract extension.

7/8/22 – The Cavaliers signed guard Ricky Rubio, center Robin Lopez and guard Raul Neto.

7/3/22 – The Cavaliers signed guard R.J. Nembhard to a Two-Way contract.

7/2/22 – The Cavaliers signed 2022 NBA Draft picks Ochai Agbaji and Isaiah Mobley (Two-Way).

6/28/22 – The Cavaliers extended a qualifying offer to guard Collin Sexton and a Two-Way contract qualifying offer to guard R.J. Nembhard.

6/24/22 – The Cavaliers selected guard Ochai Agbaji from the University of Kansas with the 14th overall pick in the 2022 NBA Draft; also selected center Khalifa Diop with the 39th pick out of Senegal, forward Isaiah Mobley with the 49th pick out of USC and forward Luke Travers with the 56th pick out of Australia.



CAVALIERS OFF THE COURT NOTES

CAVALIERS SEASON OF GIVING:



CAVALIERS COACHES AND PLAYERS DELIVER SMILES AND GIFTS TO PATIENTS AT CLEVELAND CLINIC CHILDRENS: 'Tis the season to spread holiday cheer and that's exactly what the Cleveland Cavaliers did on Tuesday, December 20th. The team visited with patients at Cleveland Clinic Children's and went from room-to-room, bringing joy and holiday gifts to the young patients and their families. The annual Holiday Hospital Visit is part of the Cavs Season of Giving, presented by UPS.

THANKFUL FOR ALL HOLIDAY DINNER: The Cleveland Cavaliers 2022 Season of Giving Delivered by UPS tipped off on Thursday, November 17th with their "Thankful for ALL" holiday dinner at Rocket Mortgage FieldHouse for families that are part of Cleveland Metropolitan School District's Project ACT. The surprise

hosts for the evening were Cavs players **Isaac Okoro** and **Lamar Stevens** who were also joined by head coach **J.B. Bickerstaff**, assistant coach **Luke Walton** and members of the front office and senior leadership team who served the 150 special guests the traditional Thanksgiving meal of turkey with all the fixings.



Stevens (pictured right) also partnered with The Light Center Recovery and several other organizations locally to serve the Akron, OH area by giving out over 150 turkeys and providing an early Thanksgiving dinner for 100+ members of the community at the Ed Davis Community Center in Akron on November 19th.

JARRETT ALLEN – MEALS & MATH: Cavs center Jarrett Allen hosted his sixth annual Meals + Math Thanksgiving event on November 17. The budgeting event provided 25 kids from a local Cleveland elementary school and their families with Thanksgiving groceries while simultaneously teaching kids about math and budgeting.



With support from Giant Eagle, Allen gave each participant a sample grocery list, calculator, and budget of \$100 (in the form of a Giant Eagle gift card). Allen joined volunteers from the Cavs to help the participants calculate costs and budget their meals. In conjunction with this event, Allen also partnered with Microsoft to provide each student with a Surface Tablet and with Beats by Dre to provide EP headphones. Participants also received items for the Cavs and the NBA.

DARIUS GARLAND TURKEY DRIVE: Cavs guard Darius Garland organized a turkey and Thanksgiving meal giveaway on November 17 at Warrensville Heights High School where he gave away more than 250 turkeys and Thanksgiving meals to the community.



CAVALIERS SURPRISE VISIT TO GIANT EAGLE: As part of the season of giving, Evan Mobley, Darius Garland and Donovan Mitchell gave Clevelanders a surprise visit to a local Giant Eagle and were joined by their families to ring up holiday shoppers and take care of the check as part of our annual Season of Giving.

DYLAN WINDLER PROVIDES TARGET SHOPPING SPREE: Cavs forward Dylan Windler surprised 15 single moms and their kids from The Haven Home (an organization that compassionately serves under-resourced women and their children by empowering sustainable independence) with a Target shopping trip in December for the holidays. The families got to pick out gifts and to make their list and check it twice. Each family also left with a little surprise to be sure their holiday cheer didn't stop there!

IMPACTING YOUTH OFF THE COURT:

DONOVAN MITCHELL & YMCA OF GREATER CLEVELAND: Mitchell in the month of December donated Adidas clothing and apparel to the YMCA of Greater Cleveland during a family night event to help provide some winter essentials to the community.

KEVIN LOVE | WORLD MENTAL HEALTH DAY: Hundreds gathered at Rocket Mortgage FieldHouse on October 10th for World Mental Health Day for a multi-school district mental health and safety summit, hosted by the Kevin Love Fund. The kids and teachers in attendance from across Greater Cleveland were surprised by Kevin Love himself at the event where he talked to the crowd for 15 minutes sharing his thoughts on mental health and his mental health journey.

DARIUS GARLAND & OTHER CLEVELAND ATHLETES PROMOTE THE BOYS & GIRLS CLUB: To help promote the Boys & Girls Clubs of Northeast Ohio and their efforts to increase the number of kids it serves, Darius Garland along with Myles Garrett and Kareem Hunt of the Cleveland Browns and United States Olympian (Cleveland native) Katie Nageotte contributed to a fight song for Cleveland called “The Land”, which served as a rallying effort to try and help double the number of kids the Boys & Girls Clubs of Northeast Ohio serves by 2025. It was released on December 21st and hit close to home for Garland who went to the Boys & Girls Club growing up as a child.



RICKY RUBIO | ONE MONTH ONE CAUSE

Once a month In order to encourage and support the work of social organizations in Cleveland, the Ricky Rubio Foundation promotes One Month One Cause which proposes to invite, once a month, a community entity to a Cavaliers game.



This project provides 30 tickets to a representative of the organization to dispose of them and extend the invitation to whomever he or she deems appropriate. Once the game is over, the representative will take a picture with Ricky Rubio on the field.

With this initiative, The Ricky Rubio Foundation pursues multiple objectives. To promote social values, promote social participation, raise awareness among Cavaliers stakeholders and raise awareness about different social issues.

RICKY RUBIO | BOYS HOPE GIRLS HOPE: During the month of December, Ricky Rubio used his one month one cause program to showcase and support Boys Hope Girls Hope of Northeast Ohio. They are an organization that seek to nurture and guide motivated young people in need to become well-educated and career-ready men and women for others. Rubio helped support and showcase their efforts in providing dynamic family-like environments, goal setting and mentoring, as well as emotional, social, and spiritual support for young people in the USA and Latin America.

Rubio has also partnered with other organizations like Prayers for Maria, American Cancer Society, A Breathe of Hope, Special Olympics Ohio, Volunteers of America, LUNgevity Foundation and more.

ALL-STAR WEEKEND:

DONOVAN MITCHELL GIFTS GRAMBLING STATE UNIVERSITY HIS NEW SIGNATURE SHOE THE D.O.N ISSUE #4:

During All-Star Weekend, Adidas announced the extension of its partnership with Grambling State University, An HBCU located in Grambling, Louisiana.

With this partnership, GSU had the chance to highlight their school, its values and its culture and had the opportunity to spread awareness to HBCU's.

As part of the announcement, Donovan Mitchell surprised GSU players with specifically designed pairs of D.O.N Issue #4 exclusive colorway prior to the HBCU Classic, which spotlights the basketball programs of Historically Black Colleges.

In return, GSU gifted Mitchell his very own customized Tigers jersey for his collaboration and support of their school.



EVAN MOBLEY – NBA CARES: As part as the NBA's Day of Service, Evan Mobley and other NBA Rising Stars volunteered with NBA Cares to package 500 backpacks filled with food and essentials for those facing homelessness in Salt Lake City.




It was Mobley's second time involved with NBA Cares during All-Star Weekend having participated in last year's Rising Stars event at the 2022 NBA All-Star Weekend in Cleveland.

HISTORICAL ACHIEVEMENT:

BRAD DAUGHERTY BECAME THE FIRST BLACK PRINCIPAL OWNER TO WIN DAYTONA 500:

On Sunday Feb. 19, Bally Sports Ohio Analyst and Cavalier legend Brad Daugherty became the first black principal NASCAR owner to ever win the Daytona 500. The No. 47 car was driven by Ricky Stenhouse Jr.

It was alongside co-owners and longtime business partners Jodi and Tad Geschickter of JTG Daugherty Racing that the win was captured on NASCAR's biggest stage.





#31 Jarrett Allen

Center - 6-11 - 248lbs - 04/21/1998 - Texas/USA

6th Year Pro

PERSONAL: Is the son of Leonard and Cheryl Allen...has one older brother, Leonard II...father, Leonard, played basketball at San Diego State (1982-85); he was selected by the Dallas Mavericks in the third round of the 1985 NBA Draft (50th overall pick) and played professionally in Europe...won a gold medal with the USA U18 National Team at the FIBA Americas U18 Championship in July 2016 in Valdivia, Chile...attended St. Stephen's Episcopal HS in Austin, Texas...is interested in computers.

| | GP | GS | PPG | RPG | APG | SPG | BPG | MPG | FG% | 3FG% | FT% | | 2022-23 HIGHS | CAREER HIGHS |
|---------|--------|-----|------|-----|-----|------|------|------|---------|------|------|-----|-------------------|-------------------|
| 2022-23 | 67 | 67 | 14.4 | 9.9 | 1.7 | 0.81 | 1.24 | 33.0 | .645 | .111 | .733 | PTS | 24 6 times | 29 at CHA 2/4/22 |
| Career | 408 | 343 | 12.0 | 8.9 | 1.4 | 0.59 | 1.34 | 27.6 | .630 | .183 | .704 | FGM | 12 at NYK 1/24/23 | 13 at WAS 12/3/21 |
| | POINTS | | | | REB | AST | BLK | STL | | | | | | |
| | 10+ | 20+ | 30+ | | 10+ | 10+ | 3+ | 3+ | DBL-DBL | | | | | |
| 2022-23 | 52 | 17 | -- | | 37 | -- | 7 | 3 | 32 | | -- | | | |
| Career | 264 | 49 | -- | | 179 | -- | 56 | 6 | 147 | | -- | | | |

| RECENT GAMES | | | | | | | | | | | | | | |
|--------------|-----|-------|------|------|------|----|----|----|---|----|----|----|----|-----|
| OPPONENT | W/L | MIN | FG-A | 3P-A | FT-A | OR | DR | TR | A | PF | ST | TO | BS | PTS |
| 4/6 at ORL | W | | | | | | | | | | | | | |
| 4/4 at ORL | W | 33:38 | 6-10 | 0-0 | 0-0 | 3 | 4 | 7 | 2 | 4 | 0 | 1 | 2 | 12 |
| 4/2 vs. IND | W | 26:35 | 6-9 | 0-0 | 3-6 | 4 | 3 | 7 | 1 | 1 | 1 | 1 | 0 | 15 |
| 3/31 vs. NYK | L | | | | | | | | | | | | | |
| 3/28 at ATL | L | | | | | | | | | | | | | |

Injury List — Missed 1 game due to Left Ankle; Soreness (11/13); Missed 1 game due to Illness; Non-Covid Related (11/16); Missed 4 games due to Low Back; Contusion (11/27, 11/28, 12/2, 12/4); Missed 1 game due to Back; Contusion (11/30); Missed 4 games due to Right Eye; Contusion (3/12, 3/14, 3/15, 3/17); Missed 3 games due to Right Groin; Strain (3/28, 3/31, 4/6)

NOTES:

- Recorded his 32nd double-double of the season, tying his career-high for double-doubles in a single season. He finished with a season-high tying 24 points, a game-high 14 rebounds, two assists and a game-high tying three blocks in 36 minutes of play on March 26 vs. HOU.
- Tallied a team-high tying 24 points on 12-17 (.705) shooting from the field, a team-high 12 rebounds and one block in 39 minutes on Jan. 24 at NYK.
- Contributed his 17th double-double of the season with 24 points on 9-12 (.750) shooting from the field, a team-high 11 rebounds, five assists, two steals and one block in 37 minutes. Allen scored 18 of his points in the 2nd half on 6-7 (.857) shooting from the field, marking his highest scoring total in the 2nd half this season.
- Contributed his 16th double-double of the season with a season-high tying 24 points on 11-17 (.647) shooting from the field, a team-high 10 rebounds, six assists and one steal in 39 minutes on Jan. 12 at POR. It was the fifth time in his career with 6+ assists and his first career game with 20+ PTS, 10+ REB and 5+ AST.
- Recorded his 14th double-double of the season with 19 points on 8-11 (.727) shooting from the field, a game-high 14 rebounds, one steal and one block in 38 minutes on Dec. 29 at IND. His lone blocked of the game was his 500th career blocked shot.
- Chipped in his 11th double-double of the season with 21 points on 7-9 (.778) shooting from the field, 11 rebounds, one steal and one block in 37 minutes of play on Dec. 10 vs. OKC. He also recorded his 1,000th career offensive rebound and 200th career steal in the game.
- Chipped in 24 points on 11-14 (.785) shooting from the field, 11 rebounds, three steals and one block in 38 minutes on Dec. 6 vs. LAL.
- Tallied his second 20-10 game of the season with a season-high 24 PTS on 10-12 (.833) shooting from the field, a game-high 13 REB, 2 AST and 1 STL in 36 MIN of play on Nov. 23 vs. POR.
- Contributed his eighth double-double of the season with 20 points on 8-11 (.727) shooting from the field, 12 rebounds and a season-high four blocks in a career-high 46 minutes of play on Nov. 18 vs. CHA.
- Recorded 10 PTS, a game-high 20 REB, 3 AST and a game-high 2 BLK in 33 MIN on Nov. 7 at LAC. It was the 4th time in his career he grabbed 20+ REB.



#21 Mamadi Diakite

Forward - 6-9 - 224lbs - 01/21/1997 - Virginia/Guinea

3rd Year Pro

PERSONAL: Was born in Conakry, Guinea to Aboubacar Sidiki Diakite and Aminata Kaba...attended Blue Ridge School in Saint George, Virginia...NBA Champion (2021, Bucks)...NBA G League Champion (2021, Lakeland Magic)...All-NBA G League First Team (2021)...NBA G League All-Defensive Team (2021)...NBA G League All-Rookie Team (2021)...NCAA Champion (2019).

| | GP | GS | PPG | RPG | APG | SPG | BPG | MPG | FG% | 3FG% | FT% | | 2022-23 HIGHS | CAREER HIGHS |
|---------|--------|-----|-----|-----|-----|------|------|------|---------|------|-------|-----|------------------|-----------------|
| 2022-23 | 21 | 2 | 2.3 | 1.3 | 0.2 | 0.14 | 0.38 | 7.6 | .455 | .316 | 1.000 | PTS | 13 at ORL 4/6/23 | 13 2 times |
| Career | 48 | 6 | 3.1 | 2.5 | 0.3 | 0.29 | 0.46 | 10.2 | .466 | .219 | .704 | FGM | 5 at ORL 4/6/23 | 5 at ORL 4/6/23 |
| | POINTS | | | | REB | AST | BLK | STL | | | | | | |
| | 10+ | 20+ | 30+ | | 10+ | 10+ | 3+ | 3+ | DBL-DBL | | | | | |
| 2022-23 | 1 | -- | -- | | -- | -- | -- | -- | -- | | -- | | | |
| Career | 4 | -- | -- | | 1 | -- | 1 | -- | -- | | -- | | | |

| RECENT GAMES | | | | | | | | | | | | | | |
|--------------|-----|-------|------|------|------|----|----|----|---|----|----|----|----|-----|
| OPPONENT | W/L | MIN | FG-A | 3P-A | FT-A | OR | DR | TR | A | PF | ST | TO | BS | PTS |
| 4/6 at ORL | W | 23:37 | 5-7 | 1-2 | 2-2 | 2 | 6 | 8 | 1 | 5 | 1 | 3 | 1 | 13 |
| 4/4 at ORL | W | | | | | | | | | | | | | |
| 4/2 vs. IND | W | | | | | | | | | | | | | |
| 3/31 vs. NYK | L | | | | | | | | | | | | | |
| 3/28 at ATL | L | 12:40 | 1-3 | 0-1 | 0-0 | 0 | 1 | 1 | 0 | 1 | 0 | 0 | 0 | 2 |

I - NWT — 1 on the season.; I - GLTW — 34 on the season.; I - P — 1 on the season.

NOTES:

- 2021-22: Appeared in 13 games (three starts) for Oklahoma City, averaging 4.3 points and 4.5 rebounds in 14.5 minutes
- Scored a season-high 12 points to go with eight rebounds and three blocks in 30 minutes at Portland on Feb. 4, 2022
- Grabbed a career-best 10 rebounds at Dallas on Feb. 2, 2022





#10 Darius Garland

Guard • 6-1 • 186lbs • 01/26/2000 • Vanderbilt/USA

4th Year Pro

PERSONAL: Father, Winston, played seven NBA seasons...both of his grandfathers served in the U.S. Army....played on AAU team Bradley Beal Elite and has developed relationship with Wizards All-Star Beal...averaged 28.6 points and shot 59.7 percent as a senior for Brentwood Academy...won a record-tying four state championships...second player in Tennessee history to win three consecutive Mr. Basketball awards, joining Brandon Wright.

| | GP | GS | PPG | RPG | APG | SPG | BPG | MPG | FG% | 3FG% | FT% |
|---------|-----|-----|------|-----|-----|------|------|------|------|------|------|
| 2022-23 | 69 | 69 | 21.6 | 2.7 | 7.8 | 1.23 | 0.13 | 35.5 | .462 | .410 | .863 |
| Career | 250 | 246 | 18.5 | 2.6 | 6.7 | 1.13 | 0.10 | 34.0 | .449 | .387 | .871 |

| | POINTS | 10+ | 20+ | 30+ | REB | 10+ | AST | 10+ | BLK | 3+ | STL | 3+ | DBL-DBL | TPL-DBL |
|---------|--------|-----|-----|-----|-----|-----|-----|-----|-----|----|-----|----|---------|---------|
| 2022-23 | 67 | 39 | 8 | -- | 18 | -- | 10 | -- | 18 | -- | -- | -- | -- | -- |
| Career | 225 | 107 | 16 | 1 | 54 | -- | 24 | -- | 54 | -- | 1 | -- | -- | -- |

RECENT GAMES

| OPPONENT | W/L | MIN | FG-A | 3P-A | FT-A | OR | DR | TR | A | PF | ST | TO | BS | PTS |
|--------------|-----|-------|-------|------|------|----|----|----|----|----|----|----|----|-----|
| 4/6 at ORL | W | | | | | | | | | | | | | |
| 4/4 at ORL | W | 38:01 | 6-16 | 1-4 | 3-3 | 0 | 2 | 2 | 10 | 1 | 0 | 3 | 1 | 16 |
| 4/2 vs. IND | W | 39:16 | 8-20 | 2-3 | 2-2 | 1 | 2 | 3 | 6 | 2 | 2 | 2 | 0 | 20 |
| 3/31 vs. NYK | L | 37:56 | 8-19 | 2-4 | 2-2 | 0 | 3 | 3 | 9 | 2 | 0 | 2 | 0 | 20 |
| 3/28 at ATL | L | 41:25 | 10-22 | 1-6 | 6-6 | 0 | 2 | 2 | 5 | 4 | 0 | 4 | 1 | 27 |

Injury List — Missed 3 games due to Left Eye Laceration (10/22, 10/23, 10/26); Missed 2 games due to Left Eye; Laceration (10/28, 10/30); Missed 1 game due to Left Knee; Sprain (11/4); Missed 3 games due to Right Thumb; Sprain (12/31, 1/2, 1/4); Missed 1 game due to Right Thumb; Soreness (2/8); Missed 1 game due to Right Quadricep; Contusion (3/10); Missed 1 game due to Left Lower Leg; Contusion (4/6)

NOTES:

- Recorded a game-high 32 points on 11-19 (.578) shooting from the field, including 4-6 (.667) shooting from beyond the arc, a game-high 11 assists and two rebounds in 33 minutes of play on Feb. 2 vs. MEM. It was his third game of the season with 30+ PTS and 10+ AST.
- Tallied his 10th double-double of the season with a game-high 30 points, including shooting 5-10 (.500) from beyond the arc, a game-high 11 assists, six rebounds and one steal in 40 minutes on Jan. 16 vs. NOP. It was the first time in his career recording 30+ points, 10+ assists and 5+ rebounds. Garland scored 25 of his points in the second half on 7-14 (.500) shooting from the field and 4-6 (.667) shooting from beyond the arc, marking the fourth time in his career with 25+ points in a half.
- Finished with a game-high 46 points on 14-20 (.700), including 5-7 (.714) shooting from beyond the arc, a team-high eight assists, three rebounds and one steal in 40 minutes of play on Dec. 26 vs. BKN. He also made a season-high 13 free throws, the second-highest free throw makes in his career (15 FTM on March 11, 2022 at MIA). It was his fourth career 40-point game. Garland became just the third player in Cavaliers history to finish with 40+ PTS, 8+ AST and a .700+ FG%, joining LeBron James and Ron Harper. He is just the 10th player in NBA history to finish with 40+ PTS, 8+ AST and 5+ 3FGM on .700+ FG% in a game.
- Tallied a game-high 41 points on 16-26 (.615) shooting from the field, a game-high tying six assists, a career-high five steals and one block in a career-high 48 minutes. Garland became the second Cavs player in team history to record 40+ PTS, 5+ AST and 5+ STL (LeBron James – 47 PTS, 8 AST, 5 STL on Feb. 6, 2010 vs. NYK).
- Finished with a **career-high 51 points** on 16-30 (.533) shooting from the field, including 10-14 (.714) shooting from beyond the arc, a team-high six assists, two rebounds and one steal in 40 minutes on Nov. 13 vs. MIN. **His 10 three-pointers were a career-high** and he became the third Cavs player in team history with 10+ threes in a game (Kyrie Irving, 11-19 3FG on Jan. 28, 2015 vs. POR and C.J. Miles, 10-14 3FG on Jan. 7, 2014 vs. PHI). Garland scored a career-high 27 of his points in the 4th quarter, including 6-10 (.600) shooting from beyond the arc, marking the 2nd time scoring 20+ points in a quarter for his career. **His 27 fourth quarter points were the most points in a 4th quarter in team history** and the 2nd-most points in any quarter by a Cavs player in team history (Kevin Love, 34 PTS in 1st. Q on Nov. 23, 2016).



#14 Danny Green

Forward • 6-6 • 215lbs • 06/22/1987 • North Carolina/

14th Year Pro

PERSONAL: Born June 22, 1987 in North Babylon, N.Y.... Son of Danny Green Sr. and Rene' Darrell... Attended St. Mary's High School in Manhasset, N.Y., and was named a McDonald's All-American. Attended University of North Carolina (2005-2009), winning a National Championship with the Tar Heels in 2009. Is cousins with former NBA player Gerald Green and current New Orleans Pelicans head coach Willie Green.

| | GP | GS | PPG | RPG | APG | SPG | BPG | MPG | FG% | 3FG% | FT% |
|---------|-----|-----|-----|-----|-----|------|------|------|------|------|-------|
| 2022-23 | 10 | 0 | 4.8 | 1.0 | 0.5 | 0.60 | 0.20 | 11.4 | .459 | .481 | 1.000 |
| Career | 829 | 709 | 8.7 | 3.4 | 1.5 | 1.03 | 0.76 | 25.2 | .421 | .400 | .805 |

| | POINTS | 10+ | 20+ | 30+ | REB | 10+ | AST | 10+ | BLK | 3+ | STL | 3+ | DBL-DBL | TPL-DBL |
|---------|--------|-----|-----|-----|-----|-----|-----|-----|-----|----|-----|----|---------|---------|
| 2022-23 | 1 | 1 | -- | -- | -- | -- | -- | -- | 1 | -- | -- | -- | -- | -- |
| Career | 317 | 40 | 1 | 6 | -- | 37 | 80 | 5 | -- | -- | -- | -- | -- | -- |

RECENT GAMES

| OPPONENT | W/L | MIN | FG-A | 3P-A | FT-A | OR | DR | TR | A | PF | ST | TO | BS | PTS |
|--------------|-----|-------|------|------|------|----|----|----|---|----|----|----|----|-----|
| 4/6 at ORL | W | 26:02 | 8-14 | 5-9 | 0-0 | 0 | 3 | 3 | 3 | 1 | 3 | 1 | 1 | 21 |
| 4/4 at ORL | W | | | | | | | | | | | | | |
| 4/2 vs. IND | W | | | | | | | | | | | | | |
| 3/31 vs. NYK | L | | | | | | | | | | | | | |
| 3/28 at ATL | L | | | | | | | | | | | | | |

Injury List — Missed 45 games due to Left Knee; Surgery Recovery (10/19, 10/27, 10/31, 11/2, 11/4, 11/6, 11/7, 11/9, 11/11, 11/13, 11/15, 11/18, 11/20, 11/22, 11/25, 11/27, 11/30, 12/2, 12/4, 12/5, 12/7, 12/9, 12/12, 12/15, 12/17, 12/23, 12/25, 12/27, 12/29, 12/31, 1/1, 1/4, 1/5, 1/8, 1/9, 1/11, 1/14, 1/16, 1/18, 1/20, 1/22, 1/23, 1/25, 1/27, 1/29); Missed 3 games due to Left Knee Surgery Recovery (10/21, 10/22, 10/24); Missed 1 game due to Left Knee; Surgery (12/20); Missed 1 game due to Left Knee; Rtn From Injury Management (LT Knee Surgery) (2/2); Missed 1 game due to Illness (3/26)

I - T — 1 on the season.; I - HSP — 1 on the season.

- Has appeared in three games this season with the Memphis Grizzlies, recording a season-high six points on Feb. 5 vs. TOR.
- 2021-22:** Appeared in 62 games (28 starts) with Philadelphia, averaging 5.9 points and 2.5 rebounds on .380 shooting from beyond the arc in 21.8 minutes. Scored 10+ points 10 times, including a season-high 18 points on April 7, 2022 at TOR.

| | 2022-23 HIGHS | CAREER HIGHS |
|------|---------------------|---------------------|
| PTS | 51 vs. MIN 11/13/22 | 51 vs. MIN 11/13/22 |
| FGM | 16 2 times | 16 2 times |
| FGA | 31 vs. MIN 11/13/22 | 31 vs. MIN 11/13/22 |
| 3FGM | 10 vs. MIN 11/13/22 | 10 vs. MIN 11/13/22 |
| 3FGA | 15 vs. MIN 11/13/22 | 15 vs. MIN 11/13/22 |
| FTM | 13 vs. BKN 12/26/22 | 15 at MIA 3/11/22 |
| FTA | 15 vs. BKN 12/26/22 | 16 at MIA 3/11/22 |
| OREB | 2 5 times | 3 2 times |
| DREB | 7 vs. DAL 12/17/22 | 10 at UTA 1/12/22 |
| TREB | 7 2 times | 10 at UTA 1/12/22 |
| ASTS | 14 at MEM 1/18/23 | 19 at PHI 3/4/22 |
| STLS | 5 vs. CHA 11/18/22 | 5 vs. CHA 11/18/22 |
| BLKS | 2 vs. TOR 2/26/23 | 2 vs. TOR 2/26/23 |
| MINS | 48 vs. CHA 11/18/22 | 48 vs. CHA 11/18/22 |





#3 Caris LeVert

Guard • 6-6 • 205lbs • 08/25/1994 • Michigan/USA

7th Year Pro

PERSONAL: Mother is Kim LeVert...Has a brother, Darryl...would like to become a basketball coach after his playing career is over...played football and tennis growing up, in addition to basketball...favorite restaurant is Chipotle...Lists He Got Game as his favorite movie and Power as his favorite television show...Allen Iverson was his favorite basketball player growing up...Lists juggling as his off-court hidden talent...favorite athlete in another sport is Usain Bolt.

| | GP | GS | PPG | RPG | APG | SPG | BPG | MPG | FG% | 3FG% | FT% | | 2022-23 HIGHS | CAREER HIGHS |
|--|--------|--------------|------|------|------|------|------|------|---------|------|---------|-----|--------------------|-------------------|
| 2022-23 | 74 | 30 | 12.1 | 3.8 | 3.9 | 0.97 | 0.32 | 30.2 | .431 | .392 | .722 | PTS | 41 at BOS 10/28/22 | 51 at BOS 3/3/20 |
| Career | 392 | 210 | 14.1 | 3.8 | 3.9 | 1.06 | 0.33 | 28.1 | .436 | .344 | .735 | FGM | 12 at BOS 10/28/22 | 19 vs. CHI 2/4/22 |
| | POINTS | | | | REB | AST | BLK | STL | | | | | | |
| | 10+ | 20+ | 30+ | | 10+ | 10+ | 3+ | 3+ | DBL-DBL | | TPL-DBL | | | |
| 2022-23 | 48 | 13 | 1 | | 1 | -- | 2 | 4 | 1 | | -- | | | |
| Career | 275 | 89 | 16 | | 4 | 10 | 8 | 34 | 13 | | 1 | | | |
| RECENT GAMES | | | | | | | | | | | | | | |
| OPPONENT | W/L | MIN | FG-A | 3P-A | FT-A | OR | DR | TR | A | PF | ST | TO | BS | PTS |
| 4/6 at ORL | W | DND - Injury | | | | | | | | | | | | |
| 4/4 at ORL | W | 35:56 | 7-10 | 5-6 | 0-0 | 0 | 3 | 3 | 0 | 1 | 1 | 1 | 0 | 19 |
| 4/2 vs. IND | W | 33:01 | 5-10 | 2-6 | 3-4 | 0 | 3 | 3 | 4 | 6 | 0 | 0 | 3 | 15 |
| 3/31 vs. NYK | L | 37:00 | 5-12 | 4-7 | 1-1 | 0 | 4 | 4 | 7 | 1 | 1 | 2 | 1 | 15 |
| 3/28 at ATL | L | 33:50 | 4-6 | 1-2 | 0-3 | 1 | 3 | 4 | 3 | 4 | 1 | 0 | 0 | 9 |
| Injury List — Missed 4 games due to Left Ankle; Sprain (11/21, 11/23, 11/25, 11/27); Missed 2 games due to Right Hamstring; Soreness (2/2, 2/5); Missed 1 game due to LT Knee Soreness (4/6) | | | | | | | | | | | | | | |
| | | | | | | | | | | | | | | |
| | | | | | | | | | | | | | | |
| | | | | | | | | | | | | | | |
| | | | | | | | | | | | | | | |
| | | | | | | | | | | | | | | |
| | | | | | | | | | | | | | | |
| | | | | | | | | | | | | | | |
| | | | | | | | | | | | | | | |
| | | | | | | | | | | | | | | |
| | | | | | | | | | | | | | | |
| | | | | | | | | | | | | | | |
| | | | | | | | | | | | | | | |
| | | | | | | | | | | | | | | |
| | | | | | | | | | | | | | | |
| | | | | | | | | | | | | | | |
| | | | | | | | | | | | | | | |
| | | | | | | | | | | | | | | |
| | | | | | | | | | | | | | | |
| | | | | | | | | | | | | | | |
| | | | | | | | | | | | | | | |
| | | | | | | | | | | | | | | |
| | | | | | | | | | | | | | | |
| | | | | | | | | | | | | | | |
| | | | | | | | | | | | | | | |
| | | | | | | | | | | | | | | |
| | | | | | | | | | | | | | | |
| | | | | | | | | | | | | | | |
| | | | | | | | | | | | | | | |
| | | | | | | | | | | | | | | |
| | | | | | | | | | | | | | | |
| | | | | | | | | | | | | | | |
| | | | | | | | | | | | | | | |
| | | | | | | | | | | | | | | |
| | | | | | | | | | | | | | | |
| | | | | | | | | | | | | | | |
| | | | | | | | | | | | | | | |
| | | | | | | | | | | | | | | |
| | | | | | | | | | | | | | | |
| | | | | | | | | | | | | | | |
| | | | | | | | | | | | | | | |
| | | | | | | | | | | | | | | |
| | | | | | | | | | | | | | | |
| | | | | | | | | | | | | | | |
| | | | | | | | | | | | | | | |
| | | | | | | | | | | | | | | |
| | | | | | | | | | | | | | | |
| | | | | | | | | | | | | | | |
| | | | | | | | | | | | | | | |
| | | | | | | | | | | | | | | |
| | | | | | | | | | | | | | | |
| | | | | | | | | | | | | | | |
| | | | | | | | | | | | | | | |
| | | | | | | | | | | | | | | |
| | | | | | | | | | | | | | | |
| | | | | | | | | | | | | | | |
| | | | | | | | | | | | | | | |
| | | | | | | | | | | | | | | |
| | | | | | | | | | | | | | | |
| | | | | | | | | | | | | | | |
| | | | | | | | | | | | | | | |
| | | | | | | | | | | | | | | |
| | | | | | | | | | | | | | | |
| | | | | | | | | | | | | | | |
| | | | | | | | | | | | | | | |
| | | | | | | | | | | | | | | |
| | | | | | | | | | | | | | | |
| | | | | | | | | | | | | | | |
| | | | | | | | | | | | | | | |
| | | | | | | | | | | | | | | |
| | | | | | | | | | | | | | | |
| | | | | | | | | | | | | | | |
| | </ | | | | | | | | | | | | | |

NOTES:

- Chipped in a game-high 23 points on 10-19 (.526) shooting from the field, seven rebounds, four assists and one steal in 37 minutes on Dec. 31 at CHI.
- Tallied a team-high 22 points, including shooting 4-9 (.444) from beyond the arc, four rebounds and four assists in 38 minutes of play on Dec. 10 vs. OKC.
- Chipped in a team-high 22 points, six rebounds and a team-high tying six assists in 37 minutes on Dec. 9 vs. SAC. It was his 11th career game with 20+ PTS, 6+ REB and 6+ AST.
- Recorded a game-high 22 points on 8-11 (.727) shooting from the field, including 3-4 (.750) shooting from beyond the arc, six rebounds, four assists and one steal in 33 minutes off the bench on Nov. 30 vs. PHI. It was his highest shooting percentage of the season.
- Tallied his first double-double of the season with 21 points, a game-high 10 rebounds, six assists and two steals in 38 minutes on Nov. 9 at SAC. It was the fourth time in his career grabbing 10+ rebounds.
- Finished with 41 points, including shooting 11-12 (.916) from the charity stripe, seven assists, four rebounds, and three steals in 43 minutes on Oct. 28 at BOS. LeVert's 42 points are the most he has scored since joining the Cavaliers last season and it was the fourth game of his career with 40+ points. LeVert joined Donovan Mitchell (41 PTS) as the first pair of Cavaliers teammates with 40+ points in a regular season game in franchise history.



#33 Robin Lopez

Center • 7-0 • 280lbs • 04/01/1988 • Stanford/USA

15th Year Pro

PERSONAL: Full name is Robin Byron Lopez...mother, Deborah Ledford, was a collegiate swimmer at Stanford, ranked second in the world in the 400 individual medley, and tried out for the 1968 U.S. Olympic team...In addition to his twin brother, Brook, who he played with at Stanford and is also a 15-year NBA veteran, has two other brothers, Alexander and Christopher, and one sister, Ursula Richardson.

| | GP | GS | PPG | RPG | APG | SPG | BPG | MPG | FG% | 3FG% | FT% | | 2022-23 HIGHS | CAREER HIGHS |
|--|--------|-------|------|------|------|------|------|------|---------|------|---------|-----|--------------------|--------------------|
| 2022-23 | 36 | 2 | 2.8 | 1.3 | 0.5 | 0.06 | 0.19 | 7.8 | .677 | .667 | .750 | PTS | 12 at CHI 10/22/22 | 30 vs. LAC 2/26/10 |
| Career | 975 | 605 | 8.5 | 4.8 | 0.8 | 0.22 | 1.07 | 21.4 | .538 | .301 | .742 | FGM | 6 at CHI 10/22/22 | 13 vs. LAC 2/26/10 |
| | POINTS | | | | REB | AST | BLK | STL | | | | | | |
| | 10+ | 20+ | 30+ | | 10+ | 10+ | 3+ | 3+ | DBL-DBL | | TPL-DBL | | | |
| 2022-23 | 1 | -- | -- | | -- | -- | -- | -- | -- | | -- | | | |
| Career | 405 | 42 | 1 | | 100 | 1 | 116 | 1 | 84 | | -- | | | |
| RECENT GAMES | | | | | | | | | | | | | | |
| OPPONENT | W/L | MIN | FG-A | 3P-A | FT-A | OR | DR | TR | A | PF | ST | TO | BS | PTS |
| 4/6 at ORL | W | 18:56 | 4-4 | 0-0 | 0-0 | 1 | 1 | 2 | 3 | 4 | 1 | 1 | 1 | 8 |
| 4/4 at ORL | W | | | | | | | | | | | | | |
| 4/2 vs. IND | W | | | | | | | | | | | | | |
| 3/31 vs. NYK | L | 6:56 | 1-1 | 0-0 | 0-0 | 0 | 1 | 1 | 0 | 2 | 0 | 0 | 0 | 2 |
| 3/28 at ATL | L | | | | | | | | | | | | | |
| Injury List — Missed 2 games due to Illness (12/26, 12/29) | | | | | | | | | | | | | | |
| | | | | | | | | | | | | | | |
| | | | | | | | | | | | | | | |
| | | | | | | | | | | | | | | |
| | | | | | | | | | | | | | | |
| | | | | | | | | | | | | | | |
| | | | | | | | | | | | | | | |
| | | | | | | | | | | | | | | |
| | | | | | | | | | | | | | | |
| | | | | | | | | | | | | | | |
| | | | | | | | | | | | | | | |
| | | | | | | | | | | | | | | |
| | | | | | | | | | | | | | | |
| | | | | | | | | | | | | | | |
| | | | | | | | | | | | | | | |
| | | | | | | | | | | | | | | |
| | | | | | | | | | | | | | | |
| | | | | | | | | | | | | | | |
| | | | | | | | | | | | | | | |
| | | | | | | | | | | | | | | |
| | | | | | | | | | | | | | | |
| | | | | | | | | | | | | | | |
| | | | | | | | | | | | | | | |
| | | | | | | | | | | | | | | |
| | | | | | | | | | | | | | | |
| | | | | | | | | | | | | | | |
| | | | | | | | | | | | | | | |
| | | | | | | | | | | | | | | |
| | | | | | | | | | | | | | | |
| | | | | | | | | | | | | | | |
| | | | | | | | | | | | | | | |
| | | | | | | | | | | | | | | |
| | | | | | | | | | | | | | | |
| | | | | | | | | | | | | | | |
| | | | | | | | | | | | | | | |
| | | | | | | | | | | | | | | |
| | | | | | | | | | | | | | | |
| | | | | | | | | | | | | | | |
| | | | | | | | | | | | | | | |
| | | | | | | | | | | | | | | |
| | | | | | | | | | | | | | | |
| | | | | | | | | | | | | | | |
| | | | | | | | | | | | | | | |
| | | | | | | | | | | | | | | |
| | | | | | | | | | | | | | | |
| | | | | | | | | | | | | | | |
| | | | | | | | | | | | | | | |
| | | | | | | | | | | | | | | |
| | | | | | | | | | | | | | | |
| | | | | | | | | | | | | | | |
| | | | | | | | | | | | | | | |
| | | | | | | | | | | | | | | |
| | | | | | | | | | | | | | | |
| | | | | | | | | | | | | | | |
| | | | | | | | | | | | | | | |
| | | | | | | | | | | | | | | |
| | | | | | | | | | | | | | | |
| | | | | | | | | | | | | | | |
| | | | | | | | | | | | | | | |
| | | | | | | | | | | | | | | |
| | | | | | | | | | | | | | | |
| | | | | | | | | | | | | | | |
| | | | | | | | | | | | | | | |
| | | | | | | | | | | | | | | |
| | | | | | | | | | | | | | | |
| | | | | | | | | | | | | | | |
| | | | | | | | | | | | | | | |
| | | | | | | | | | | | | | | |
| | | | | | | | | | | | | | | |
| | | | | | | | | | | | | | | |
| | | | | | | | | | | | | | | |
| | | | | | | | | | | | | | | |
| | | | | | | | | | | | | | | |
| | | | | | | | | | | | | | | |

NOTES:

- Contributed 12 points on 6-7 (.857) shooting from the field, three rebounds and two blocks in 16 minutes off the bench on Oct. 22 at CHI.
- 2021-22: Played in 36 games (nine starts), averaging 7.1 points and 3.5 rebounds in 17.0 minutes with Orlando. Scored 10+ points on 11 occasions and 20+ points on one occasion.
- Recorded three double-doubles last season and recorded a season-high 20 points, 10 rebounds, four assists and one block in 38 minutes on Dec. 18, 2021 at Brooklyn.
- Finished with a career-high 11 assists on Dec. 22, 2021, recording five more assists than his previous career-high.





#5 Sam Merrill

Guard • 6-4 • 205lbs • 05/15/1996 • Utah State/USA

3rd Year Pro

PERSONAL: Born May 15, 1996 in Bountiful, Utah... Son of Jenny and John Merrill... Graduated in business administration at Utah State... Earned three varsity letters at Bountiful High School, leading the Braves to a state title as a senior... Also lettered in football, baseball and golf, earning all-state honors on the gridiron as a junior.

| | GP | GS | PPG | RPG | APG | SPG | BPG | MPG | FG% | 3FG% | FT% |
|---------|----|----|-----|-----|-----|------|------|-----|------|------|------|
| 2022-23 | 4 | 0 | 2.0 | 1.3 | 1.0 | 0.25 | 0.00 | 8.1 | .300 | .222 | .000 |
| Career | 40 | 2 | 3.1 | 1.1 | 0.7 | 0.23 | 0.03 | 8.1 | .406 | .380 | .750 |

| | POINTS | 10+ | 20+ | 30+ | REB | 10+ | AST | 10+ | BLK | 3+ | STL | 3+ | DBL-DBL | TPL-DBL |
|---------|--------|-----|-----|-----|-----|-----|-----|-----|-----|----|-----|----|---------|---------|
| 2022-23 | -- | -- | -- | -- | -- | -- | -- | -- | -- | -- | -- | -- | -- | -- |
| Career | 2 | -- | -- | -- | -- | -- | -- | -- | -- | -- | 1 | -- | -- | -- |

| RECENT GAMES | OPPONENT | W/L | MIN | FG-A | 3P-A | FT-A | OR | DR | TR | A | PF | ST | TO | BS | PTS |
|--------------|----------|-------|-----|------|------|------|----|----|----|---|----|----|----|----|-----|
| 4/6 at ORL | W | 21:47 | 2-6 | 2-6 | 0-0 | 0 | 4 | 4 | 3 | 0 | 1 | 0 | 0 | 0 | 6 |
| 4/4 at ORL | W | | | | | | | | | | | | | | |
| 4/2 vs. IND | W | | | | | | | | | | | | | | |
| 3/31 vs. NYK | L | | | | | | | | | | | | | | |
| 3/28 at ATL | L | | | | | | | | | | | | | | |

I - GLA — 5 on the season.

NOTES:

2022-23: G LEAGUE (Cleveland Charge): has appeared in 35 games (34 starts) this season for the Cleveland Charge, averaging 16.4 points, 3.4 rebounds, 2.8 assists and 1.1 steals in 33.7 minutes. He scored a season-high 32 points, including a Charge franchise record 10-14 (.714) shooting from the three-point line on February 22 against the Greensboro Swarm.



#45 Donovan Mitchell

Guard • 6-3 • 215lbs • 09/07/1996 • Louisville/USA

6th Year Pro

PERSONAL: Son of Nicole and Donovan Mitchell, Sr...Has one younger sister (Jordan)...Nickname is Spida...Best moment of his athletic career to date was his high-flying dunk at the Elite 24 game...Has a signature shoe line with adidas...his favorite musical artists is Jay Z and he can play the drums and saxophone...Mitchell majored in communications in college at Louisville and his favorite NFL player is former Louisville quarterback, Lamar Jackson...Follow him on twitter @spidamitchell.

| | GP | GS | PPG | RPG | APG | SPG | BPG | MPG | FG% | 3FG% | FT% |
|---------|-----|-----|------|-----|-----|------|------|------|------|------|------|
| 2022-23 | 68 | 68 | 28.3 | 4.3 | 4.4 | 1.46 | 0.40 | 35.8 | .484 | .386 | .867 |
| Career | 413 | 405 | 24.6 | 4.2 | 4.5 | 1.32 | 0.31 | 34.1 | .448 | .365 | .839 |

| | POINTS | 10+ | 20+ | 30+ | REB | 10+ | AST | 10+ | BLK | 3+ | STL | 3+ | DBL-DBL | TPL-DBL |
|---------|--------|-----|-----|-----|-----|-----|-----|-----|-----|----|-----|----|---------|---------|
| 2022-23 | 66 | 53 | 31 | 3 | 2 | -- | 12 | 5 | -- | -- | -- | -- | -- | -- |
| Career | 395 | 298 | 117 | 6 | 6 | -- | 62 | 12 | -- | -- | -- | -- | -- | -- |

| RECENT GAMES | OPPONENT | W/L | MIN | FG-A | 3P-A | FT-A | OR | DR | TR | A | PF | ST | TO | BS | PTS |
|--------------|----------|-------|-------|------|------|------|----|----|----|---|----|----|----|----|-----|
| 4/6 at ORL | W | | | | | | | | | | | | | | |
| 4/4 at ORL | W | 40:58 | 15-23 | 5-9 | 8-9 | 0 | 5 | 5 | 4 | 2 | 0 | 3 | 1 | 43 | |
| 4/2 vs. IND | W | 39:45 | 14-25 | 3-9 | 9-12 | 0 | 6 | 6 | 1 | 4 | 3 | 5 | 0 | 40 | |
| 3/31 vs. NYK | L | 39:51 | 16-23 | 6-9 | 4-5 | 0 | 4 | 4 | 5 | 5 | 0 | 4 | 1 | 42 | |
| 3/28 at ATL | L | 40:01 | 15-33 | 5-12 | 9-9 | 1 | 4 | 5 | 5 | 3 | 2 | 2 | 0 | 44 | |

Injury List — Missed 1 game due to Left Ankle; Sprain (11/4); Missed 1 game due to Right Ankle; Strain (11/13); Missed 3 games due to Right Lower Leg; Soreness (12/9, 12/10, 12/12); Missed 5 games due to Left Groin; Strain (1/18, 1/20, 1/21, 1/26, 1/27); Missed 1 game due to Left Groin; Soreness (2/8); Missed 1 game due to Left Hand; Finger Sprain - Injury Management (3/14); Missed 1 game due to Left Hand; Finger Sprain (4/6)

NOTES:

- Finished with a game-high 40 points on 14-25 (.560) shooting from the field, six rebounds and a game-high tying three steals in 39 minutes on April 2 vs. IND. It was Mitchell's 3rd-straight game with 40+ points, becoming the first Cavalier in franchise history to record 3-straight games with 40+ points.
- Recorded 40 points, a season-high 11 rebounds, four assists, and one block in 47 minutes on March 6 vs. BOS. It was his first career game with 40+ PTS and 10+ REB.
- Recorded a game-high 44 points on 17-32 (.531) shooting from the field, five assists, and four rebounds in 44 minutes on March 1 at BOS. It was his 7th 40-point game of the season and his 23rd game with at least 30 points.
- Tallied a game-high 35 points, including 8-12 (.667) shooting from beyond the arc, six rebounds, four assists, a game-high three steals and one block in 34 minutes on Feb. 26 vs. TOR. His eight triples tied his season high for three-pointers made in a game.
- Chipped in a game-high 41 points on 16-26 (.615) shooting from the field, including 6-13 (.461) shooting from beyond the arc, five assists, three rebounds, one steal and one block in 37 minutes on Feb. 13 vs. SAS. It was his sixth game with 40+ points on the season.
- Finished with a game-high 46 PTS on 14-27 (.518) shooting from the field, including 11-11 shooting from the foul line to go with six assists, five rebounds and a game-high three steals in 36 minutes on Jan. 10 at UTA. His 46 points were the second-most points in a players first road game vs. their former team in NBA history.
- Tallied a **CAREER-HIGH 71 points** on 22-34 (.647) shooting from the field, including 7-15 (.466) from beyond the arc and 20-25 (.800) shooting from the free throw line, a game-high 11 assists, eight rebounds and one block in a career-high 50 minutes of play on Jan. 2nd vs. CHI. **He was just the 7th player in NBA HISTORY to record 70+ points in a game** (Wilt Chamberlain, Kobe Bryant, David Thompson, David Robinson, Elgin Baylor and Devin Booker). His 71 points were the most points scored in Cavaliers history, surpassing the previous high of 57 points (LeBron James and Kyrie Irving). **He was the ONLY PLAYER IN NBA HISTORY to record 70+ PTS, 11+ AST and 8+ REB in a game.** No other player in league history has ever recorded 70 points and 10 assists in a game.
- Mitchell recorded 24 of his points in the third quarter, including a perfect 12-12 shooting from the free throw line in the quarter. It was the sixth time in his career with 20+ points in a single quarter.
- Finished with a game-high 41 points on 14-24 (.583) shooting from the field, including 8-15 (.533) shooting from beyond the arc, three assists and one steal in 37 minutes on Dec. 16 vs. IND. He scored 18 of his points in the fourth quarter on 5-6 (.833) shooting from the field. It was his season-high for points in the 4th quarter.
- Recorded a game-high 43 points, including 4-8 (.500) shooting from beyond the arc, six rebounds, five assists and a game-high four steals in 40 minutes on Dec. 6 vs. LAL. Mitchell was the 3rd player in Cavs history with 40+ PTS, 5+ REB, 5+ AST and 4+ STL.





#4 Evan Mobley

Forward/Center • 7-0 • 215lbs • 06/18/2001 • USC/USA

2nd Year Pro

PERSONAL: In addition to being teammates now on the Cavs, played with his brother, Isaiah, at USC in 2020-21...father, Eric, is an assistant coach at USC and played professionally overseas...has an extensive sneaker collection...first sport was soccer, which helped with his footwork...attended Rancho Christian High School in Temecula, California, where he averaged 20.5 points, 12.2 rebounds, 5.2 blocks and 4.6 assists during his senior season and was named the 2019-20 Morgan Wooten National High School Player of the Year...was a 2020 McDonald's All-American, a two-time California Gatorade Player of the Year and a 2020 Naismith Player of the Year finalist...won gold medals with USA Basketball at the 2019 FIBA U-19 World Cup and 2018 FIBA U-17 World Cup.

| | GP | GS | PPG | RPG | APG | SPG | BPG | MPG | FG% | 3FG% | FT% | | 2022-23 HIGHS | CAREER HIGHS |
|--|--------|-----------------|-------|------|------|------|------|------|---------|------|------|---------|--------------------|--------------------|
| 2022-23 | 78 | 78 | 16.3 | 9.1 | 2.9 | 0.77 | 1.53 | 34.7 | .555 | .216 | .674 | PTS | 38 vs. MIL 1/21/23 | 38 vs. MIL 1/21/23 |
| Career | 147 | 147 | 15.7 | 8.7 | 2.7 | 0.79 | 1.59 | 34.2 | .533 | .232 | .669 | FGM | 19 vs. MIL 1/21/23 | 19 vs. MIL 1/21/23 |
| | POINTS | | | | REB | AST | BLK | STL | | | | | | |
| | 10+ | 20+ | 30+ | | 10+ | 10+ | 3+ | 3+ | DBL-DBL | | | TPL-DBL | | |
| 2022-23 | 71 | 18 | 2 | | 26 | -- | 15 | 2 | 24 | | | -- | | |
| Career | 128 | 30 | 3 | | 48 | -- | 31 | 4 | 45 | | | -- | | |
| RECENT GAMES | | | | | | | | | | | | | | |
| OPPONENT | W/L | MIN | FG-A | 3P-A | FT-A | OR | DR | TR | A | PF | ST | TO | BS | PTS |
| 4/6 at ORL | W | Inactive - Rest | | | | | | | | | | | | |
| 4/4 at ORL | W | 35:23 | 5-10 | 1-2 | 3-4 | 1 | 6 | 7 | 4 | 3 | 1 | 0 | 1 | 14 |
| 4/2 vs. IND | W | 39:09 | 7-17 | 0-1 | 0-0 | 5 | 11 | 16 | 4 | 3 | 0 | 0 | 4 | 14 |
| 3/31 vs. NYK | L | 41:04 | 6-8 | 0-0 | 2-3 | 0 | 7 | 7 | 5 | 1 | 0 | 0 | 3 | 14 |
| 3/28 at ATL | L | 40:11 | 10-13 | 0-0 | 0-2 | 5 | 10 | 15 | 6 | 3 | 1 | 0 | 4 | 20 |
| Injury List — Missed 2 games due to Right Ankle; Soreness (12/31, 1/2) | | | | | | | | | | | | | | |
| I - R — 1 on the season. | | | | | | | | | | | | | | |
| | | | | | | | | | | | | | | |
| | | | | | | | | | | | | | | |
| | | | | | | | | | | | | | | |
| | | | | | | | | | | | | | | |
| | | | | | | | | | | | | | | |
| | | | | | | | | | | | | | | |
| | | | | | | | | | | | | | | |
| | | | | | | | | | | | | | | |
| | | | | | | | | | | | | | | |
| | | | | | | | | | | | | | | |
| | | | | | | | | | | | | | | |
| | | | | | | | | | | | | | | |
| | | | | | | | | | | | | | | |
| | | | | | | | | | | | | | | |
| | | | | | | | | | | | | | | |
| | | | | | | | | | | | | | | |
| | | | | | | | | | | | | | | |
| | | | | | | | | | | | | | | |
| | | | | | | | | | | | | | | |
| | | | | | | | | | | | | | | |
| | | | | | | | | | | | | | | |
| | | | | | | | | | | | | | | |
| | | | | | | | | | | | | | | |
| | | | | | | | | | | | | | | |
| | | | | | | | | | | | | | | |
| | | | | | | | | | | | | | | |
| | | | | | | | | | | | | | | |
| | | | | | | | | | | | | | | |
| | | | | | | | | | | | | | | |
| | | | | | | | | | | | | | | |
| | | | | | | | | | | | | | | |
| | | | | | | | | | | | | | | |
| | | | | | | | | | | | | | | |
| | | | | | | | | | | | | | | |
| | | | | | | | | | | | | | | |
| | | | | | | | | | | | | | | |
| | | | | | | | | | | | | | | |
| | | | | | | | | | | | | | | |
| | | | | | | | | | | | | | | |
| | | | | | | | | | | | | | | |
| | | | | | | | | | | | | | | |
| | | | | | | | | | | | | | | |
| | | | | | | | | | | | | | | |
| | | | | | | | | | | | | | | |
| | | | | | | | | | | | | | | |
| | | | | | | | | | | | | | | |
| | | | | | | | | | | | | | | |
| | | | | | | | | | | | | | | |
| | | | | | | | | | | | | | | |
| | | | | | | | | | | | | | | |
| | | | | | | | | | | | | | | |
| | | | | | | | | | | | | | | |
| | | | | | | | | | | | | | | |
| | | | | | | | | | | | | | | |
| | | | | | | | | | | | | | | |
| | | | | | | | | | | | | | | |
| | | | | | | | | | | | | | | |
| | | | | | | | | | | | | | | |
| | | | | | | | | | | | | | | |
| | | | | | | | | | | | | | | |
| | | | | | | | | | | | | | | |
| | | | | | | | | | | | | | | |
| | | | | | | | | | | | | | | |
| | | | | | | | | | | | | | | |
| | | | | | | | | | | | | | | |
| | | | | | | | | | | | | | | |
| | | | | | | | | | | | | | | |
| | | | | | | | | | | | | | | |

Injury List — Missed 2 games due to Right Ankle; Soreness (12/31, 1/2)

I - R — 1 on the season.

NOTES:

- Recorded his 22nd double-double of the season with 26 points, 16 rebounds, three assists, four blocks, one steal and zero turnovers in 40 minutes of play on March 23 at BKN. Mobley became the first Cavalier in team history to finish a game with 20+ PTS, 15+ REB, 4+ BLK and 0 turnovers. It was his second career game with 25+ PTS and 15+ REB.
- Contributed 20 points on 8-15 (.533) shooting from the field, a team-high eight rebounds, a game-high four blocks and three assists in 35 minutes on March 17 vs. WAS. It was Mobley's first career game with 20+ points, 8+ rebounds and 4+ blocks
- Chipped in 31 points on 12-19 shooting from the field, nine rebounds, one steal and one block in 38 minutes of play. He scored 14 of his points in the first quarter, tying his season-high for points in any quarter.
- Tallied 28 points on 13-18 shooting from the field, a game-13 rebounds, two assists, a game-high three steals and two blocks in 37 min on Feb. 10 at NOP. It was his first game of the season with 25+ PTS and 10+ rebounds.
- Recorded a career-high 38 points on 19-27 (.704) shooting from the field, nine rebounds and three assists in 38 minutes on Jan. 21 vs. MIL. Mobley scored 20 of his points in the second half, also marking his career high for points in any half. He is just the fourth Cavaliers player aged 21 or younger to record 38+ PTS in a game (LeBron James, Collin Sexton and Kyrie Irving). His 19 field goal made are tied for the most by a Cavs player aged 21 or younger (LeBron James, 3 times). He is just the fourth NBA player since three-pointers were adopted in 1979 to record 38+ PTS without a single three-pointer or free throw made (Hakeem Olajuwon, 48 PTS on Jan. 30, 1997, Alex English, 2 times and George Gervin, 42 PTS on Jan. 25, 1985). It was his second career 30-point game (30 PTS on March 14, 2022 vs. LAC).
- Recorded his 10th double-double of the season with 21 points on 8-14 (.571) shooting from the field, a team-high 12 rebounds and three assists in 37 minutes on Dec. 10 vs. OKC.
- Chipped in his eighth double-double of the season with 18 points on 9-10 (.900) shooting from the field, a game-high 13 rebounds, four assists, a team-high two blocks and one steal in 38 minutes on Dec. 2 vs. ORL. His .900 FG% was a career-high (min. 5 FGM).
- Recorded 18 points, a game-high 15 rebounds, one steal and two blocks in 33 minutes on Nov. 28 at TOR. It was his 5th career game with 15+ PTS and 15+ REB.
- Finished with his third double-double of the season, chipping in 21 points, a career-high 18 rebounds, five assists, two blocks and one steal in a career-high 45 minutes. It was his first career game with 20+ PTS, 15+ REB and 5+ AST. Mobley became the 9th Cavalier in team history with 20+ PTS, 15+ REB, 5+ AST, 2+ BLK and 1+ STL.
- Tallied 11 PTS, 8 REB, a CAREER-HIGH 8 BLK and 2 AST in 30 MIN on Nov. 4 at DET. Mobley became the youngest Cavaliers player to record 8 blocks and just the third Cavs player in team history with 8+ BLK (Hot Rod Williams and Larry Nance).





#15 Isaiah Mobley

Forward • 6-10 • 240lbs • 09/24/1999 • USC/USA

Rookie

PERSONAL: His parents are Eric and Nicol Mobley...averaged 22 points, 13 rebounds, four assists and three blocks at Rancho Christian High School...was the only Californian to play in the 42nd annual McDonald's All-American Game at State Farm Arena in Atlanta...his brother Evan Mobley was an NBA All-Rookie First Team selection for the Cavaliers last season and was selected with the 3rd pick by the Cavaliers in the 2021 NBA Draft.

| | GP | GS | PPG | RPG | APG | SPG | BPG | MPG | FG% | 3FG% | FT% | | 2022-23 HIGHS | CAREER HIGHS |
|---------|--------|-----|-----|-----|-----|------|------|---------|---------|------|-------|-----|------------------|------------------|
| 2022-23 | 11 | 0 | 2.6 | 1.5 | 0.1 | 0.36 | 0.27 | 5.6 | .545 | .500 | 1.000 | PTS | 18 at ORL 4/6/23 | 18 at ORL 4/6/23 |
| Career | 11 | 0 | 2.6 | 1.5 | 0.1 | 0.36 | 0.27 | 5.6 | .545 | .500 | 1.000 | FGM | 7 at ORL 4/6/23 | 7 at ORL 4/6/23 |
| | POINTS | | | | | | | | | | | | | |
| | 10+ | 20+ | 30+ | REB | AST | BLK | STL | DBL-DBL | TPL-DBL | | | | | |
| 2022-23 | 1 | -- | -- | -- | -- | -- | 1 | -- | -- | | | | | |
| Career | 1 | -- | -- | -- | -- | -- | 1 | -- | -- | | | | | |

| RECENT GAMES | | | | | | | | | | | | | | |
|--------------|-----|-------|------|------|------|----|----|----|---|----|----|----|----|-----|
| OPPONENT | W/L | MIN | FG-A | 3P-A | FT-A | OR | DR | TR | A | PF | ST | TO | BS | PTS |
| 4/6 at ORL | W | 28:45 | 7-12 | 2-3 | 2-2 | 2 | 2 | 4 | 1 | 3 | 3 | 1 | 2 | 18 |
| 4/4 at ORL | W | | | | | | | | | | | | | |
| 4/2 vs. IND | W | | | | | | | | | | | | | |
| 3/31 vs. NYK | L | | | | | | | | | | | | | |
| 3/28 at ATL | L | | | | | | | | | | | | | |

I - GLTW — 55 on the season.

NOTES:

- Recorded his first career NBA points with a three-pointer on Oct. 22 at CHI.
- Selected in the second round (49th overall pick) in the 2022 NBA Draft by the Cleveland Cavaliers.
- Last season at University of Southern California, averaged 10.1 points, 7.0 rebounds and 2.0 assists in 34.1 minutes during 32 games (all starts) last season for the Trojans.



#19 Raul Neto

Guard • 6-2 • 180lbs • 05/19/1992 • UCAM Murcia (Spain)/Brazil

8th Year Pro

PERSONAL: Born Raul Togni Neto on May 19, 1992, in Belo Horizonte, Minas Gerais, Brazil...Name is pronounced "Hah-OOL Nett-oh"...Speaks fluent Portuguese, Spanish and English...Says his dad is the biggest influence in his life...If he wasn't a basketball player, he would be an engineer...Lists his favorite food as sushi...Basketball player he most looks up to is Steve Nash...Used his first NBA paycheck to take his brother out to dinner...Follow him on twitter at @RaulTogni.

| | GP | GS | PPG | RPG | APG | SPG | BPG | MPG | FG% | 3FG% | FT% | | 2022-23 HIGHS | CAREER HIGHS |
|---------|--------|-----|-----|-----|-----|------|------|---------|---------|------|------|-----|---------------|---------------------|
| 2022-23 | 47 | 1 | 3.1 | 1.0 | 1.6 | 0.34 | 0.09 | 10.3 | .525 | .308 | .897 | PTS | 14 2 times | 25 at TOR 5/6/21 |
| Career | 434 | 99 | 5.7 | 1.5 | 2.1 | 0.64 | 0.08 | 15.5 | .458 | .363 | .810 | FGM | 5 2 times | 10 vs. ORL 12/27/20 |
| | POINTS | | | | | | | | | | | | | |
| | 10+ | 20+ | 30+ | REB | AST | BLK | STL | DBL-DBL | TPL-DBL | | | | | |
| 2022-23 | 3 | -- | -- | -- | -- | -- | 1 | -- | -- | | | | | |
| Career | 82 | 7 | -- | -- | 1 | -- | 17 | -- | -- | | | | | |

| RECENT GAMES | | | | | | | | | | | | | | |
|--------------|-----|-------|------|------|------|----|----|----|---|----|----|----|----|-----|
| OPPONENT | W/L | MIN | FG-A | 3P-A | FT-A | OR | DR | TR | A | PF | ST | TO | BS | PTS |
| 4/6 at ORL | W | 24:22 | 3-6 | 0-1 | 2-2 | 1 | 1 | 2 | 8 | 4 | 0 | 6 | 1 | 8 |
| 4/4 at ORL | W | | | | | | | | | | | | | |
| 4/2 vs. IND | W | | | | | | | | | | | | | |
| 3/31 vs. NYK | L | 9:41 | 0-1 | 0-1 | 0-0 | 1 | 2 | 3 | 2 | 1 | 0 | 0 | 0 | 0 |
| 3/28 at ATL | L | | | | | | | | | | | | | |

Injury List — Missed 1 game due to Right Ankle; Sprain (11/2); Missed 1 game due to Left Hamstring; Tightness (3/23); Missed 2 games due to Left Hamstring; Strain (3/26, 3/28)

NOTES:

- Recorded a season-high tying 14 points, a season-high eight assists, and a season-high four steals in 36 minutes of play during his first start of the season on Feb 8 vs. DET. It was the fifth time in his career he had recorded 4+ steals.
- Tallied a season-high 14 points on 5-7 (.714) shooting from the field, two rebounds, one block and one steal in 21 minutes off the bench on Jan. 4 vs. PHX.
- Chipped in 10 PTS, 5 REB, 5 AST and 2 STL in 24 MIN off the bench in a win on Nov. 4 at DET.
- 2021-22:** Appeared in 70 games (19 starts) for the Washington Wizards, averaging 7.5 points, a career-best 3.1 assists and 1.9 rebounds in 19.6 minutes
- Recorded a season-high 22 points on 9-15 (.600) shooting from the field, nine assists, four rebounds and one steal in 36 minutes on Feb. 25, 2022 vs. San Antonio
- Tallied a season-high 10 assists in 26 minutes on March 21, 2022 at Houston





#35 Isaac Okoro

Guard • 6-6 • 225lbs • 01/26/2001 • Auburn/USA

3rd Year Pro

PERSONAL: Named to the Auburn Athletic Director's Honor Roll after maintaining at least a 3.5 GPA in the fall...son of Godwin and Gloria Okoro...father, Godwin, emigrated from Nigeria to the United States in the 1980s...played at McEachern High School where he had his No. 35 jersey retired...was a four-time all-state selection...led team to 32-0 record and the state title in 2018-19, the first in the school's history...team was ranked No. 1 in the country according to MaxPreps, BlueStar Media and the Prep Circuit Power 50...averaged 19.7 points, 10.1 rebounds, 3.2 assists and 2.7 steals as a senior...named the 2019 AJC Player of the Year...graduated with honors...has three siblings: Michael, Rachel and Ashley.

| | GP | GS | PPG | RPG | APG | SPG | BPG | MPG | FG% | 3FG% | FT% | | 2022-23 HIGHS | CAREER HIGHS |
|---------|--------|-----|-----|-----|-----|------|------|---------|---------|------|------|-----|------------------|-------------------|
| 2022-23 | 76 | 46 | 6.4 | 2.5 | 1.1 | 0.74 | 0.39 | 21.7 | .494 | .363 | .757 | PTS | 20 at IND 2/5/23 | 32 vs. PHX 5/4/21 |
| Career | 210 | 174 | 8.2 | 2.8 | 1.6 | 0.83 | 0.36 | 27.6 | .459 | .330 | .749 | FGM | 7 at IND 2/5/23 | 10 vs. PHX 5/4/21 |
| | POINTS | | | REB | AST | BLK | STL | | | | | | | |
| | 10+ | 20+ | 30+ | 10+ | 10+ | 3+ | 3+ | DBL-DBL | TPL-DBL | | | | | |
| 2022-23 | 18 | 1 | -- | -- | -- | 1 | 3 | -- | -- | | | | | |
| Career | 79 | 8 | 1 | 1 | -- | 2 | 12 | 1 | -- | | | | | |

| RECENT GAMES | | | | | | | | | | | | | | |
|--------------|-----|-----|------|------|------|----|----|----|---|----|-------------------|----|----|-----|
| OPPONENT | W/L | MIN | FG-A | 3P-A | FT-A | OR | DR | TR | A | PF | ST | TO | BS | PTS |
| 4/6 at ORL | W | | | | | | | | | | Inactive - Injury | | | |
| 4/4 at ORL | W | | | | | | | | | | Inactive - Injury | | | |
| 4/2 vs. IND | W | | | | | | | | | | Inactive - Injury | | | |
| 3/31 vs. NYK | L | | | | | | | | | | Inactive - Injury | | | |
| 3/28 at ATL | L | | | | | | | | | | DND - Injury | | | |

Injury List — Missed 5 games due to Left Knee; Soreness (3/28, 3/31, 4/2, 4/4, 4/6)

NOTES:

- Recorded a season-high 20 points on 7-9 (.778) shooting from the field, including 3-5 (.750) shooting from beyond the arc, three rebounds, three assists and a team-high tying two steals in 29 minutes of play on Feb. 5 vs. IND.
- Finished with 17 points on 6-6 shooting from the field, including 4-4 shooting from beyond the arc, three rebounds and a team-high tying two blocks in 34 minutes on Jan. 18 at MEM. It was his most field goals made without a miss in a single game of his NBA career.
- Tallied 14 points, including 4-6 (.667) shooting from beyond the arc and three rebounds in 23 minutes. His four triples tied his career-high for three-pointers made in a game.
- Recorded a season-high 15 points on 4-6 (.667) shooting from the field, three rebounds, two assists and a career-high tying three blocks in 20 minutes on Dec. 23 vs. TOR.
- Recorded 11 points on 5-7 (.714) shooting from the field, five rebounds, two assists and a game-high tying three steals in 22 minutes off the bench. It was his 10th career game with 3+ steals.
- Chipped in 13 points and four rebounds in 32 minutes off the bench on Nov. 25 at MIL.
- Contributed a season-high 13 points on 4-8 (.500) shooting from the field, four rebounds and two assists in 29 minutes off the bench on Nov. 20 vs. MIA. Okoro scored all 13 of his points in the 1st half on 4-5 (.800) shooting from the field, his most points in a half since scoring 13 PTS in the 1st half on March 4, 2022 at PHI.



#16 Cedi Osman

Forward • 6-7 • 230lbs • 04/08/1995 • Anadolu Efes (Turkey)/Macedonia/Turkey

6th Year Pro

PERSONAL: Born in Ohrid, Macedonia...spent part of his childhood living in Bosnia after moving there as a young child...name is pronounced JED-e AUS-min...favorite hobbies are playing video games and watching TV/movies...favorite sport other than basketball is volleyball...favorite movie is Green Mile...favorite childhood superhero was the Incredible Hulk...favorite food

| | GP | GS | PPG | RPG | APG | SPG | BPG | MPG | FG% | 3FG% | FT% | | 2022-23 HIGHS | CAREER HIGHS |
|---------|--------|-----|-----|-----|-----|------|------|---------|---------|------|------|-----|--------------------|--------------|
| 2022-23 | 76 | 1 | 8.8 | 2.3 | 1.5 | 0.45 | 0.14 | 20.2 | .452 | .373 | .695 | PTS | 29 vs. LAC 1/29/23 | 29 2 times |
| Career | 403 | 182 | 9.8 | 3.0 | 2.0 | 0.68 | 0.15 | 23.7 | .427 | .354 | .715 | FGM | 11 vs. LAC 1/29/23 | 11 2 times |
| | POINTS | | | REB | AST | BLK | STL | | | | | | | |
| | 10+ | 20+ | 30+ | 10+ | 10+ | 3+ | 3+ | DBL-DBL | TPL-DBL | | | | | |
| 2022-23 | 30 | 6 | -- | 1 | -- | -- | 3 | 1 | -- | | | | | |
| Career | 195 | 38 | -- | 8 | 2 | -- | 17 | 8 | -- | | | | | |

| RECENT GAMES | | | | | | | | | | | | | | |
|--------------|-----|-------|------|------|------|----|----|----|---|----|----|----|----|-----|
| OPPONENT | W/L | MIN | FG-A | 3P-A | FT-A | OR | DR | TR | A | PF | ST | TO | BS | PTS |
| 4/6 at ORL | W | 22:07 | 7-11 | 4-6 | 1-1 | 0 | 5 | 5 | 4 | 0 | 0 | 1 | 0 | 19 |
| 4/4 at ORL | W | 5:10 | 0-1 | 0-0 | 2-2 | 0 | 2 | 2 | 0 | 0 | 0 | 0 | 0 | 2 |
| 4/2 vs. IND | W | 8:45 | 1-3 | 1-2 | 1-2 | 0 | 0 | 0 | 1 | 0 | 0 | 0 | 0 | 4 |
| 3/31 vs. NYK | L | 20:44 | 4-9 | 4-8 | 2-2 | 1 | 0 | 1 | 2 | 3 | 0 | 1 | 1 | 14 |
| 3/28 at ATL | L | 12:00 | 1-3 | 1-2 | 0-0 | 0 | 2 | 2 | 0 | 2 | 1 | 1 | 0 | 3 |

Injury List — Missed 1 game due to Low Back; Soreness (12/29); Missed 1 game due to Neck; Spasms (2/15)

NOTES:

- Finished with a career-high tying 29 points on 11-13 (.846) shooting from the field, including a career-best 7-7 from beyond the arc, two rebounds, two assists, two steals and one block in 22 minutes off the bench on Jan. 29 vs. LAC. With his third triple of the game, Osman secured his 579th career three-pointer, moving past Daniel Gibson (578 3FGM) for 6th on the Cavaliers all-time three-pointers made list. He became the third player in Cavaliers history to finish a game a perfect 7-7 or better from the three-point line, joining Kyrie Irving (7-7 3FG on March 12, 2015 at SAS) and Mo Williams (7-7 3FG on Nov. 28, 2009 vs. DAL). Osman also became the second player in Cavaliers history to score 29+ points in 22 or fewer minutes of play, joining Kevin Love (twice).
- Chipped in 22 points on 8-10 (.800) shooting from the field, two rebounds and one steal in 24 minutes off the bench on Dec. 19 vs. UTA. He scored 20 of his points in the 4th quarter, including shooting 5-6 (.833) from beyond the arc in the quarter. His 20 fourth quarter points and five fourth quarters triples were both career high's for any quarter.
- Tallied 17 points on 7-14 (.500) shooting from the field, four rebounds, a game-high tying three steals and one block in 35 minutes off the bench on Dec. 9 vs. SAC.
- Chipped in a season-high 23 points on a career best (min. 8 FGM) 8-10 (.800) shooting from the field and three rebounds in 29 minutes off the bench on Nov. 21 vs. ATL.
- Finished with 17 PTS on 3-6 (.500) shooting from beyond the arc and 3 REB in 28 MIN off the bench in Cleveland's season opener on Oct. 19 at TOR. **His 17 PTS as a reserve were the most PTS off the bench in a Cavs season opener since Ramon Sessions on Dec. 26, 2011 vs. TOR (18 PTS off the bench).**





#13 Ricky Rubio

Guard • 6-3 • 190lbs • 10/21/1990 • FC Barcelona (Spain)/Spain

12th Year Pro

PERSONAL: Born on Oct. 21, 1990 in El Masnou, Spain...His parents are Esteban and the late Tona Vives, who passed away from a battle with lung cancer in 2016... In memory of his mother, started the Tona Vives Lung Cancer Awareness Fund with A Breath of Hope Lung Foundation... Won the November 2017 NBA Cares Community Assist Award for his work with the Five For The Fight charity, a charity dedicated to eradicating cancer...Has an older brother, Marc, who also plays professional basketball in Spain's second division, and a younger sister, Laia...Twitter is @rickyrubio9 and Instagram is @ruuufio.

| | GP | GS | PPG | RPG | APG | SPG | BPG | MPG | FG% | 3FG% | FT% |
|---------|-----|-----|------|-----|-----|------|------|------|------|------|------|
| 2022-23 | 32 | 1 | 5.2 | 2.0 | 3.4 | 0.81 | 0.19 | 16.9 | .353 | .269 | .788 |
| Career | 697 | 602 | 10.9 | 4.1 | 7.4 | 1.76 | 0.13 | 29.7 | .388 | .324 | .842 |

| | POINTS | REB | AST | BLK | STL | DBL-DBL | TPL-DBL |
|---------|--------|-----|-----|-----|-----|---------|---------|
| | 10+ | 20+ | 30+ | 10+ | 10+ | 3+ | 3+ |
| 2022-23 | 3 | -- | -- | -- | -- | -- | 1 |
| Career | 370 | 72 | 6 | 19 | 189 | -- | 193 |

RECENT GAMES

| OPPONENT | W/L | MIN | FG-A | 3P-A | FT-A | OR | DR | TR | A | PF | ST | TO | BS | PTS |
|--------------|-----|-------|------|------|------|----|----|----|---|----|----|----|----|-----|
| 4/6 at ORL | W | 20:28 | 2-7 | 1-2 | 0-0 | 0 | 2 | 2 | 5 | 2 | 1 | 0 | 0 | 5 |
| 4/4 at ORL | W | 11:16 | 1-6 | 1-3 | 0-0 | 1 | 0 | 1 | 2 | 1 | 0 | 0 | 1 | 3 |
| 4/2 vs. IND | W | 14:03 | 0-1 | 0-0 | 0-0 | 0 | 1 | 1 | 5 | 2 | 1 | 1 | 0 | 0 |
| 3/31 vs. NYK | L | 9:22 | 1-3 | 0-2 | 0-0 | 0 | 0 | 0 | 2 | 2 | 0 | 0 | 0 | 2 |
| 3/28 at ATL | L | 19:13 | 4-7 | 1-2 | 0-0 | 0 | 2 | 2 | 1 | 4 | 0 | 1 | 0 | 9 |

Injury List — Missed 36 games due to Left Knee; ACL Surgery (10/19, 10/28, 10/30, 11/2, 11/4, 11/6, 11/7, 11/9, 11/11, 11/13, 11/16, 11/18, 11/20, 11/21, 11/25, 11/28, 11/30, 12/2, 12/4, 12/6, 12/9, 12/10, 12/12, 12/14, 12/16, 12/17, 12/21, 12/23, 12/26, 12/29, 12/31, 1/2, 1/4, 1/6, 1/8, 1/10); Missed 1 game due to Left Knee, ACL Surgery (10/22); Missed 4 games due to Left Knee ACL Surgery (10/23, 10/26, 11/23, 12/19); Missed 1 game due to Left Knee; SCL Surgery (11/27); Missed 5 games due to Left Knee; Injury Management - ACL Recovery (1/20, 1/27, 2/6, 2/10, 2/23); Missed 1 game due to Illness (2/15)

NOTES:

- 🏆 Tallied a season-high 13 points, including 3-6 (.500) shooting from beyond the arc, four assists, two steals and one block in a season-high 21 minutes off the bench on Feb. 2 vs. MEM.
- 🏆 Chipped in 9 points and 3 rebounds in 10 minutes on Jan. 12 at POR during his season-debut and first game back after an ACL injury on Dec. 28, 2021 at New Orleans.
- 🏆 **2021-22:** Played in 34 games (eight starts) for Cleveland last season, averaging a **career-high tying 13.1 points**, 6.6 assists, 4.1 rebounds and 1.44 steals in 28.5 minutes before missing the final 48 games with a season-ending ACL tear
- 🏆 Recorded a **career-high 37 points**, shooting 8-9 (.889) from the three-point line, 10 assists and three rebounds in 31 minutes off the bench on Nov. 7 at New York, **becoming the first player in NBA history with at least 30 points, 10 assists and eight three-pointers in a game off the bench**. Rubio became the first player in Cavs team history to make his first eight three-point attempts of a game [via Elias Sports Bureau].



#8 Lamar Stevens

Forward • 6-8 • 225lbs • 07/09/1997 • Penn State/USA

3rd Year Pro

PERSONAL: Wrote a children's book, Lamar's Climb, that traces his path from Philadelphia to State College and was illustrated by children and young adults with Down syndrome...2019-20 Senior CLASS All-America Second Team selection while at Penn State for his achievements on and off the court.

| | GP | GS | PPG | RPG | APG | SPG | BPG | MPG | FG% | 3FG% | FT% |
|---------|-----|----|-----|-----|-----|------|------|------|------|------|------|
| 2022-23 | 61 | 25 | 5.3 | 3.3 | 0.5 | 0.44 | 0.31 | 18.1 | .449 | .316 | .702 |
| Career | 164 | 38 | 5.3 | 2.8 | 0.6 | 0.46 | 0.30 | 15.9 | .468 | .281 | .710 |

| | POINTS | REB | AST | BLK | STL | DBL-DBL | TPL-DBL |
|---------|--------|-----|-----|-----|-----|---------|---------|
| | 10+ | 20+ | 30+ | 10+ | 10+ | 3+ | 3+ |
| 2022-23 | 9 | -- | -- | 1 | -- | 1 | 2 |
| Career | 23 | 1 | -- | 2 | -- | 2 | 5 |

RECENT GAMES

| OPPONENT | W/L | MIN | FG-A | 3P-A | FT-A | OR | DR | TR | A | PF | ST | TO | BS | PTS |
|--------------|-----|-------|------|------|------|----|----|----|---|----|----|----|----|-----|
| 4/6 at ORL | W | 31:22 | 5-14 | 2-5 | 1-2 | 1 | 5 | 6 | 1 | 1 | 2 | 1 | 1 | 13 |
| 4/4 at ORL | W | 10:09 | 1-3 | 1-2 | 2-2 | 0 | 0 | 0 | 0 | 0 | 1 | 0 | 0 | 5 |
| 4/2 vs. IND | W | 12:18 | 1-2 | 0-1 | 0-0 | 1 | 1 | 2 | 0 | 1 | 0 | 1 | 0 | 2 |
| 3/31 vs. NYK | L | 24:29 | 1-6 | 0-3 | 0-0 | 1 | 6 | 7 | 1 | 4 | 1 | 1 | 2 | 2 |
| 3/28 at ATL | L | 40:40 | 2-6 | 0-0 | 0-2 | 3 | 6 | 9 | 0 | 3 | 0 | 0 | 1 | 4 |

Injury List — Missed 3 games due to Illness; Non-Covid (11/25, 11/27, 11/28); Missed 1 game due to Illness; Non-Covid Related (11/30); Missed 3 games due to Right Knee; Soreness (12/17, 12/19, 12/21)

| | 2022-23 HIGHS | CAREER HIGHS |
|------|-------------------|--------------------|
| PTS | 13 vs. MEM 2/2/23 | 37 at NYK 11/7/21 |
| FGM | 5 at CHA 3/14/23 | 13 at NYK 11/7/21 |
| FGA | 11 at CHA 3/14/23 | 25 at NOP 12/28/21 |
| 3FGM | 3 vs. MEM 2/2/23 | 8 at NYK 11/7/21 |
| 3FGA | 7 at MIA 3/10/23 | 10 at BKN 11/17/21 |
| FTM | 7 vs. SAS 2/13/23 | 13 2 times |
| FTA | 8 vs. SAS 2/13/23 | 14 2 times |
| OREB | 2 vs. DET 3/4/23 | 5 vs. LAC 11/12/16 |
| DREB | 5 2 times | 12 2 times |
| TREB | 5 3 times | 13 4 times |
| ASTS | 9 at IND 2/5/23 | 19 vs. WAS 3/13/17 |
| STLS | 3 vs. CHI 2/11/23 | 8 2 times |
| BLKS | 2 vs. DET 3/4/23 | 2 6 times |
| MINs | 25 at MIA 3/10/23 | 49 at DAL 3/19/14 |

NOTES:

- 🏆 Contributed 11 points on 5-6 (.833) shooting from the field, three rebounds, a career-high tying three steals and two blocks in 25 minutes off the bench on Jan. 10 at UTA.
- 🏆 Recorded his second career double-double with a season-high 18 points on 8-15 (.533) shooting from the field, a career-high tying 11 rebounds and two assists in 38 minutes on Dec. 14 at DAL. It was the third time in his career with 18+ points and second time grabbing 10+ rebounds.
- 🏆 Contributed 12 points on 3-5 (.600) shooting from the field in 28 minutes on Nov. 23 vs. POR.
- 🏆 Chipped in 10 points, five rebounds and a career-high four blocks in 34 minutes on Nov. 16 at MIL.
- 🏆 Contributed a season-high 15 points on 5-10 (.500) shooting from the field, six rebounds and one block in a season-high 30 minutes during his first start of the season on Nov. 13 vs. MIN.
- 🏆 **2021-22:** Appeared in 63 games (13 starts) with Cleveland, averaging 6.1 points on .489 shooting from the field and 2.6 rebounds in 16.1 minutes. Scored 10+ points 11 times and 20+ points on one occasion last season.
- 🏆 Recorded a **career-high 23 points** on 10-15 (.667) shooting from the field, seven rebounds and two steals in 30 minutes at Utah on Jan. 12, 2022





#32 Dean Wade

Forward - 6-9 - 219lbs - 11/20/1996 - Kansas State/USA

4th Year Pro

PERSONAL: Full name is Dean Jackson Wade...graduated in May 2019 with a bachelor's degree in social science...father, Jay, lettered one season on the Kansas State football team...mother, Trish, played volleyball and basketball at Barton Community College and is in the school's Hall of Fame...has an older sister, Teresa, who an all-state volleyball player at St. John and the 2010 Class 1A State Division I MVP.

| | GP | GS | PPG | RPG | APG | SPG | BPG | MPG | FG% | 3FG% | FT% | | 2022-23 HIGHS | CAREER HIGHS |
|---|--------|-------------------|------|------|------|------|------|------|---------|------|------|---------|---------------------|---------------------|
| 2022-23 | 43 | 12 | 4.6 | 3.4 | 0.8 | 0.58 | 0.47 | 20.2 | .409 | .341 | .652 | PTS | 22 vs. NYK 10/30/22 | 22 vs. NYK 10/30/22 |
| Career | 169 | 59 | 5.1 | 3.1 | 1.0 | 0.54 | 0.31 | 18.5 | .438 | .359 | .699 | FGM | 8 vs. NYK 10/30/22 | 8 2 times |
| | POINTS | | | | REB | AST | BLK | STL | | | | | | |
| | 10+ | 20+ | 30+ | | 10+ | 10+ | 3+ | 3+ | DBL-DBL | | | TPL-DBL | | |
| 2022-23 | 5 | 1 | -- | | 1 | -- | -- | 1 | -- | | | -- | | |
| Career | 31 | 2 | -- | | 4 | -- | 2 | 8 | 2 | | | -- | | |
| RECENT GAMES | | | | | | | | | | | | | | |
| OPPONENT | W/L | MIN | FG-A | 3P-A | FT-A | OR | DR | TR | A | PF | ST | TO | BS | PTS |
| 4/6 at ORL | W | 22:34 | 3-7 | 1-4 | 0-0 | 2 | 4 | 6 | 2 | 1 | 1 | 2 | 0 | 7 |
| 4/4 at ORL | W | 29:29 | 1-5 | 1-5 | 0-0 | 0 | 3 | 3 | 1 | 4 | 0 | 0 | 1 | 3 |
| 4/2 vs. IND | W | 27:08 | 2-3 | 1-2 | 0-0 | 2 | 3 | 5 | 1 | 3 | 0 | 0 | 0 | 5 |
| 3/31 vs. NYK | L | 12:57 | 2-4 | 1-3 | 0-0 | 0 | 3 | 3 | 0 | 0 | 0 | 0 | 1 | 5 |
| 3/28 at ATL | L | Inactive - Injury | | | | | | | | | | | | |
| Injury List — Missed 6 games due to Right Knee; Soreness (11/11, 11/13, 11/16, 11/18, 11/20, 11/21); Missed 23 games due to Left Shoulder; Sprain (12/4, 12/6, 12/9, 12/10, 12/12, 12/14, 12/16, 12/17, 12/21, 12/23, 12/26, 12/29, 12/30, 4/9, 4/14, 4/19, 4/20, 4/22, 4/23, 4/25, 4/26, 4/29, 4/30, 5/1, 5/2, 5/3, 5/4, 5/5, 5/6, 5/7, 5/8, 5/9, 5/10, 5/11, 5/12, 5/13, 5/14, 5/15, 5/16, 5/17, 5/18, 5/19, 5/20, 5/21, 5/22, 5/23, 5/24, 5/25, 5/26, 5/27, 5/28, 5/29, 5/30, 5/31, 6/1, 6/2, 6/3, 6/4, 6/5, 6/6, 6/7, 6/8, 6/9, 6/10, 6/11, 6/12, 6/13, 6/14, 6/15, 6/16, 6/17, 6/18, 6/19, 6/20, 6/21, 6/22, 6/23, 6/24, 6/25, 6/26, 6/27, 6/28, 6/29, 6/30, 7/1, 7/2, 7/3, 7/4, 7/5, 7/6, 7/7, 7/8, 7/9, 7/10, 7/11, 7/12, 7/13, 7/14, 7/15, 7/16, 7/17, 7/18, 7/19, 7/20, 7/21, 7/22, 7/23, 7/24, 7/25, 7/26, 7/27, 7/28, 7/29, 7/30, 7/31, 8/1, 8/2, 8/3, 8/4, 8/5, 8/6, 8/7, 8/8, 8/9, 8/10, 8/11, 8/12, 8/13, 8/14, 8/15, 8/16, 8/17, 8/18, 8/19, 8/20, 8/21, 8/22, 8/23, 8/24, 8/25, 8/26, 8/27, 8/28, 8/29, 8/30, 8/31, 9/1, 9/2, 9/3, 9/4, 9/5, 9/6, 9/7, 9/8, 9/9, 9/10, 9/11, 9/12, 9/13, 9/14, 9/15, 9/16, 9/17, 9/18, 9/19, 9/20, 9/21, 9/22, 9/23, 9/24, 9/25, 9/26, 9/27, 9/28, 9/29, 9/30, 10/1, 10/2, 10/3, 10/4, 10/5, 10/6, 10/7, 10/8, 10/9, 10/10, 10/11, 10/12, 10/13, 10/14, 10/15, 10/16, 10/17, 10/18, 10/19, 10/20, 10/21, 10/22, 10/23, 10/24, 10/25, 10/26, 10/27, 10/28, 10/29, 10/30, 10/31, 11/1, 11/2, 11/3, 11/4, 11/5, 11/6, 11/7, 11/8, 11/9, 11/10, 11/11, 11/12, 11/13, 11/14, 11/15, 11/16, 11/17, 11/18, 11/19, 11/20, 11/21, 11/22, 11/23, 11/24, 11/25, 11/26, 11/27, 11/28, 11/29, 11/30, 12/1, 12/2, 12/3, 12/4, 12/5, 12/6, 12/7, 12/8, 12/9, 12/10, 12/11, 12/12, 12/13, 12/14, 12/15, 12/16, 12/17, 12/18, 12/19, 12/20, 12/21, 12/22, 12/23, 12/24, 12/25, 12/26, 12/27, 12/28, 12/29, 12/30, 12/31, 1/1, 1/2, 1/3, 1/4, 1/5, 1/6, 1/7, 1/8, 1/9, 1/10, 1/11, 1/12, 1/13, 1/14, 1/15, 1/16, 1/17, 1/18, 1/19, 1/20, 1/21, 1/22, 1/23, 1/24, 1/25, 1/26, 1/27, 1/28, 1/29, 1/30, 1/31, 2/1, 2/2, 2/3, 2/4, 2/5, 2/6, 2/7, 2/8, 2/9, 2/10, 2/11, 2/12, 2/13, 2/14, 2/15, 2/16, 2/17, 2/18, 2/19, 2/20, 2/21, 2/22, 2/23, 2/24, 2/25, 2/26, 2/27, 2/28, 2/29, 2/30, 3/1, 3/2, 3/3, 3/4, 3/5, 3/6, 3/7, 3/8, 3/9, 3/10, 3/11, 3/12, 3/13, 3/14, 3/15, 3/16, 3/17, 3/18, 3/19, 3/20, 3/21, 3/22, 3/23, 3/24, 3/25, 3/26, 3/27, 3/28, 3/29, 3/30, 3/31, 4/1, 4/2, 4/3, 4/4, 4/5, 4/6, 4/7, 4/8, 4/9, 4/10, 4/11, 4/12, 4/13, 4/14, 4/15, 4/16, 4/17, 4/18, 4/19, 4/20, 4/21, 4/22, 4/23, 4/24, 4/25, 4/26, 4/27, 4/28, 4/29, 4/30, 5/1, 5/2, 5/3, 5/4, 5/5, 5/6, 5/7, 5/8, 5/9, 5/10, 5/11, 5/12, 5/13, 5/14, 5/15, 5/16, 5/17, 5/18, 5/19, 5/20, 5/21, 5/22, 5/23, 5/24, 5/25, 5/26, 5/27, 5/28, 5/29, 5/30, 5/31, 6/1, 6/2, 6/3, 6/4, 6/5, 6/6, 6/7, 6/8, 6/9, 6/10, 6/11, 6/12, 6/13, 6/14, 6/15, 6/16, 6/17, 6/18, 6/19, 6/20, 6/21, 6/22, 6/23, 6/24, 6/25, 6/26, 6/27, 6/28, 6/29, 6/30, 7/1, 7/2, 7/3, 7/4, 7/5, 7/6, 7/7, 7/8, 7/9, 7/10, 7/11, 7/12, 7/13, 7/14, 7/15, 7/16, 7/17, 7/18, 7/19, 7/20, 7/21, 7/22, 7/23, 7/24, 7/25, 7/26, 7/27, 7/28, 7/29, 7/30, 7/31, 8/1, 8/2, 8/3, 8/4, 8/5, 8/6, 8/7, 8/8, 8/9, 8/10, 8/11, 8/12, 8/13, 8/14, 8/15, 8/16, 8/17, 8/18, 8/19, 8/20, 8/21, 8/22, 8/23, 8/24, 8/25, 8/26, 8/27, 8/28, 8/29, 8/30, 8/31, 9/1, 9/2, 9/3, 9/4, 9/5, 9/6, 9/7, 9/8, 9/9, 9/10, 9/11, 9/12, 9/13, 9/14, 9/15, 9/16, 9/17, 9/18, 9/19, 9/20, 9/21, 9/22, 9/23, 9/24, 9/25, 9/26, 9/27, 9/28, 9/29, 9/30, 10/1, 10/2, 10/3, 10/4, 10/5, 10/6, 10/7, 10/8, 10/9, 10/10, 10/11, 10/12, 10/13, 10/14, 10/15, 10/16, 10/17, 10/18, 10/19, 10/20, 10/21, 10/22, 10/23, 10/24, 10/25, 10/26, 10/27, 10/28, 10/29, 10/30, 10/31, 11/1, 11/2, 11/3, 11/4, 11/5, 11/6, 11/7, 11/8, 11/9, 11/10, 11/11, 11/12, 11/13, 11/14, 11/15, 11/16, 11/17, 11/18, 11/19, 11/20, 11/21, 11/22, 11/23, 11/24, 11/25, 11/26, 11/27, 11/28, 11/29, 11/30, 12/1, 12/2, 12/3, 12/4, 12/5, 12/6, 12/7, 12/8, 12/9, 12/10, 12/11, 12/12, 12/13, 12/14, 12/15, 12/16, 12/17, 12/18, 12/19, 12/20, 12/21, 12/22, 12/23, 12/24, 12/25, 12/26, 12/27, 12/28, 12/29, 12/30, 12/31, 1/1, 1/2, 1/3, 1/4, 1/5, 1/6, 1/7, 1/8, 1/9, 1/10, 1/11, 1/12, 1/13, 1/14, 1/15, 1/16, 1/17, 1/18, 1/19, 1/20, 1/21, 1/22, 1/23, 1/24, 1/25, 1/26, 1/27, 1/28, 1/29, 1/30, 1/31, 2/1, 2/2, 2/3, 2/4, 2/5, 2/6, 2/7, 2/8, 2/9, 2/10, 2/11, 2/12, 2/13, 2/14, 2/15, 2/16, 2/17, 2/18, 2/19, 2/20, 2/21, 2/22, 2/23, 2/24, 2/25, 2/26, 2/27, 2/28, 2/29, 2/30, 3/1, 3/2, 3/3, 3/4, 3/5, 3/6, 3/7, 3/8, 3/9, 3/10, 3/11, 3/12, 3/13, 3/14, 3/15, 3/16, 3/17, 3/18, 3/19, 3/20, 3/21, 3/22, 3/23, 3/24, 3/25, 3/26, 3/27, 3/28, 3/29, 3/30, 3/31, 4/1, 4/2, 4/3, 4/4, 4/5, 4/6, 4/7, 4/8, 4/9, 4/10, 4/11, 4/12, 4/13, 4/14, 4/15, 4/16, 4/17, 4/18, 4/19, 4/20, 4/21, 4/22, 4/23, 4/24, 4/25, 4/26, 4/27, 4/28, 4/29, 4/30, 5/1, 5/2, 5/3, 5/4, 5/5, 5/6, 5/7, 5/8, 5/9, 5/10, 5/11, 5/12, 5/13, 5/14, 5/15, 5/16, 5/17, 5/18, 5/19, 5/20, 5/21, 5/22, 5/23, 5/24, 5/25, 5/26, 5/27, 5/28, 5/29, 5/30, 5/31, 6/1, 6/2, 6/3, 6/4, 6/5, 6/6, 6/7, 6/8, 6/9, 6/10, 6/11, 6/12, 6/13, 6/14, 6/15, 6/16, 6/17, 6/18, 6/19, 6/20, 6/21, 6/22, 6/23, 6/24, 6/25, 6/26, 6/27, 6/28, 6/29, 6/30, 7/1, 7/2, 7/3, 7/4, 7/5, 7/6, 7/7, 7/8, 7/9, 7/10, 7/11, 7/12, 7/13, 7/14, 7/15, 7/16, 7/17, 7/18, 7/19, 7/20, 7/21, 7/22, 7/23, 7/24, 7/25, 7/26, 7/27, 7/28, 7/29, 7/30, 7/31, 8/1, 8/2, 8/3, 8/4, 8/5, 8/6, 8/7, 8/8, 8/9, 8/10, 8/11, 8/12, 8/13, 8/14, 8/15, 8/16, 8/17, 8/18, 8/19, 8/20, 8/21, 8/22, 8/23, 8/24, 8/25, 8/26, 8/27, 8/28, 8/29, 8/30, 8/31, 9/1, 9/2, 9/3, 9/4, 9/5, 9/6, 9/7, 9/8, 9/9, 9/10, 9/11, 9/12, 9/13, 9/14, 9/15, 9/16, 9/17, 9/18, 9/19, 9/20, 9/21, 9/22, 9/23, 9/24, 9/25, 9/26, 9/27, 9/28, 9/29, 9/30, 10/1, 10/2, 10/3, 10/4, 10/5, 10/6, 10/7, 10/8, 10/9, 10/10, 10/11, 10/12, 10/13, 10/14, 10/15, 10/16, 10/17, 10/18, 10/19, 10/20, 10/21, 10/22, 10/23, 10/24, 10/25, 10/26, 10/27, 10/28, 10/29, 10/30, 10/31, 11/1, 11/2, 11/3, 11/4, 11/5, 11/6, 11/7, 11/8, 11/9, 11/10, 11/11, 11/12, 11/13, 11/14, 11/15, 11/16, 11/17, 11/18, 11/19, 11/20, 11/21, 11/22, 11/23, 11/24, 11/25, 11/26, 11/27, 11/28, 11/29, 11/30, 12/1, 12/2, 12/3, 12/4, 12/5, 12/6, 12/7, 12/8, 12/9, 12/10, 12/11, 12/12, 12/13, 12/14, 12/15, 12/16, 12/17, 12/18, 12/19, 12/20, 12/21, 12/22, 12/23, 12/24, 12/25, 12/26, 12/27, 12/28, 12/29, 12/30, 12/31, 1/1, 1/2, 1/3, 1/4, 1/5, 1/6, 1/7, 1/8, 1/9, 1/10, 1/11, 1/12, 1/13, 1/14, 1/15, 1/16, 1/17, 1/18, 1/19, 1/20, 1/21, 1/22, 1/23, 1/24, 1/25, 1/26, 1/27, 1/28, 1/29, 1/30, 1/31, 2/1, 2/2, 2/3, 2/4, 2/5, 2/6, 2/7, 2/8, 2/9, 2/10, 2/11, 2/12, 2/13, 2/14, 2/15, 2/16, 2/17, 2/18, 2/19, 2/20, 2/21, 2/22, 2/23, 2/24, 2/25, 2/26, 2/27, 2/28, 2/29, 2/30, 3/1, 3/2, 3/3, 3/4, 3/5, 3/6, 3/7, 3/8, 3/9, 3/10, 3/11, 3/12, 3/13, 3/14, 3/15, 3/16, 3/17, 3/18, 3/19, 3/20, 3/21, 3/22, 3/23, 3/24, 3/25, 3/26, 3/27, 3/28, 3/29, 3/30, 3/31, 4/1, 4/2, 4/3, 4/4, 4/5, 4/6, 4/7, 4/8, 4/9, 4/10, 4/11, 4/12, 4/13, 4/14, 4/15, 4/16, 4/17, 4/18, 4/19, 4/20, 4/21, 4/22, 4/23, 4/24, 4/25, 4/26, 4/27, 4/28, 4/29, 4/30, 5/1, 5/2, 5/3, 5/4, 5/5, 5/6, 5/7, 5/8, 5/9, 5/10, 5/11, 5/12, 5/13, 5/14, 5/15, 5/16, 5/17, 5/18, 5/19, 5/20, 5/21, 5/22, 5/23, 5/24, 5/25, 5/26, 5/27, 5/28, 5/29, 5/30, 5/31, 6/1, 6/2, 6/3, 6/4, 6/5, 6/6, 6/7, 6/8, 6/9, 6/10, 6/11, 6/12, 6/13, 6/14, 6/15, 6/16, 6/17, 6/18, 6/19, 6/20, 6/21, 6/22, 6/23, 6/24, 6/25, 6/26, 6/27, 6/28, 6/29, 6/30, 7/1, 7/2, 7/3, 7/4, 7/5, 7/6, 7/7, 7/8, 7/9, 7/10, 7/11, 7/12, 7/13, 7/14, 7/15, 7/16, 7/17, 7/18, 7/19, 7/20, 7/21, 7/22, 7/23, 7/24, 7/25, 7/26, 7/27, 7/28, 7/29, 7/30, 7/31, 8/1, 8/2, 8/3, 8/4, 8/5, 8/6, 8/7, 8/8, 8/9, 8/10, 8/11, 8/12, 8/13, 8/14, 8/15, 8/16, 8/17, 8/18, 8/19, 8/20, 8/21, 8/22, 8/23, 8/24, 8/25, 8/26, 8/27, 8/28, 8/29, 8/30, 8/31, 9/1, 9/2, 9/3, 9/4, 9/5, 9/6, 9/7, 9/8, 9/9, 9/10, 9/11, 9/12, 9/13, 9/14, 9/15, 9/16, 9/17, 9/18, 9/19, 9/20, 9/21, 9/22, 9/23, 9/24, 9/25, 9/26, 9/27, 9/28, 9/29, 9/30, 10/1, 10/2, 10/3, 10/4, 10/5, 10/6, 10/7, 10/8, 10/9, 10/10, 10/11, 10/12, 10/13, 10/14, 10/15, 10/16, 10/17, 10/18, 10/19, 10/20, 10/21, 10/22, 10/23, 10/24, 10/25, 10/26, 10/27, 10/28, 10/29, 10/30, 10/31, 11/1, 11/2, 11/3, 11/4, 11/5, 11/6, 11/7, 11/8, 11/9, 11/10, 11/11, 11/12, 11/13, 11/14, 11/15, 11/16, 11/17, 11/18, 11/19, 11/20, 11/21, 11/22, 11/23, 11/24, 11/25, 11/26, 11/27, 11/28, 11/29, 11/30, 12/1, 12/2, 12/3, 12/4, 12/5, 12/6, 12/7, 12/8, 12/9, 12/10, 12/11, 12/12, 12/13, 12/14, 12/15, 12/16, 12/17, 12/18, 12/19, 12/20, 12/21, 12/22, 12/23, 12/24, 12/25, 12/26, 12/27, 12/28, 12/29, 12/30, 12/31, 1/1, 1/2, 1/3, 1/4, 1/5, 1/6, 1/7, 1/8, 1/9, 1/10, 1/11, 1/12, 1/13, 1/14, 1/15, 1/16, 1/17, 1/18, 1/19, 1/20, 1/21, 1/22, 1/23, 1/24, 1/25, 1/26, 1/27, 1/28, 1/29, 1/30, 1/31, 2/1, 2/2, 2/3, 2/4, 2/5, 2/6, 2/7, 2/8, 2/9, 2/10, 2/11, 2/12, 2/13, 2/14, 2/15, 2/16, 2/17, 2/18, 2/19, 2/20, 2/21, 2/22, 2/23, 2/24, 2/25, 2/26, 2/27, 2/28, 2/29, 2/30, 3/1, 3/2, 3/3, 3/4, 3/5, 3/6, 3/7, 3/8, 3/9, 3/10, 3/11, 3/12, 3/13, 3/14, 3/15, 3/16, 3/17, 3/18, 3/19, 3/20, 3/21, 3/22, 3/23, 3/24, 3/25, 3/26, 3/27, 3/28, 3/29, 3/30, 3/31, 4/1, 4/2, 4/3, 4/4, 4/5, 4/6, 4/7, 4/8, 4/9, 4/10, 4/11, 4/12, 4/13, 4/14, 4/15, 4/16, 4/17, 4/18, 4/19, 4/20, 4/21, 4/22, 4/23, 4/24, 4/25, 4/26, 4/27, 4/28, 4/29, 4/30, 5/1, 5/2, 5/3, 5/4, 5/5, 5/6, 5/7, 5/8, 5/9, 5/10, 5/11, 5/12, 5/13, 5/14, 5/15, 5/16, 5/17, 5/18, 5/19, 5/20, 5/21, 5/22, 5/23, 5/24, 5/25, 5/26, 5/27, 5/28, 5/29, 5/30, 5/31, 6/1, 6/2, 6/3, 6/4, 6/5, 6/6, 6/7, 6/8, 6/9, 6/10, 6/11, 6/12, 6/13, 6/14, 6/15, 6/16, 6/17, 6/18, 6/19, 6/20, 6/21, 6/22, 6/23, 6/24, 6/25, 6/26, 6/27, 6/28, 6/29, 6/30, 7/1, 7/2, 7/3, 7/4, 7/5, 7/6, 7/7, 7/8, 7/9, 7/10, 7/11, 7/12, 7/13, 7/14, 7/15, 7/16, 7/17, 7/18, 7/19, 7/20, 7/21, 7/22, 7/23, 7/24, 7/25, 7/26, 7/27, 7/28, 7/29, 7/30, 7/31, 8/1, 8/2, 8/3, 8/4, 8/5, 8/6, 8/7, 8/8, 8/9, 8/10, 8/11, 8/12, 8/13, 8/14, 8/15, 8/16, 8/17, 8/18, 8/19, 8/20, 8/21, 8/22, 8/23, 8/24, 8/25, 8/26, 8/27, 8/28, 8/29, 8/30, 8/31, 9/1, 9/2, 9/3, 9/4, 9/5, 9/6, 9/7, 9/8, 9/9, 9/10, 9/11, 9/12, 9/13, 9/14, 9/15, 9/16, 9/17, 9/18, 9/19, 9/20, 9/21, 9/22, 9/23, 9/24, 9/25, 9/26, 9/27, 9/28, 9/29, 9/30, 10/1, 10/2, 10/3, 10/4, 10/5, 10/6, 10/7, 10/8, 10/9, 10/10, 10/11, 10/12, 10/13, 10/14, 10/15, 10/16, 10/17, 10/18, 10/19, 10/20, 10/21, 10/22, 10/23, 10/24, 10/25, 10/26, 10/27, 10/28, 10/29, 10/30, 10/31, 11/1, 11/2, 11/3, 11/4, 11/5, 11/6, 11/7, 11/8, 11/9, 11/10, 11/11, 11/12, 11/13, 11/14, 11/15, 11/16, 11/17, 11/18, 11/19, 11/20, 11/21, 11/22, 11/23, 11/24, 11/25, 11/26, 11/27, 11/28, 11/29, 11/30, 12/1, 12/2, 12/3, 12/4, 12/5, 12/6, 12/7, 12/8, 12/9, 12/10, 12/11, 12/12, 12/13, 12/14, 12/15, 12/16, 12/17, 12/18, 12/19, 12/20, 12/21, 12/22, 12/23, 12/24, 12/25, 12/26, 12/27, 12/28, 12/29, 12/30, 12/31, 1/1, 1/2, 1/3, 1/4, 1/5, 1/6, 1/7, 1/8, 1/9, 1/10, 1/11, 1/12, 1/13, 1/14, 1/15, 1/16, 1/17, 1/18, 1/19, 1/20, 1/21, 1/22, 1/23, 1/24, 1/25, 1/26, 1/27, 1/28, 1/29, 1/30, 1/31, 2/1, 2/2, 2/3, 2/4, 2/5, 2/6, 2/7, 2/8, 2/9, 2/10, 2/11, 2/12, 2/13, 2/14, 2/15, 2/16, 2/17, 2/18, 2/19, 2/20, 2/21, 2/22, 2/23, 2/24, 2/25, 2/26, 2/27, 2/28, 2/29, 2/30, 3/1, 3/2, 3/3, 3/4, 3/5, 3/6, 3/7, 3/8, 3/9, 3/10, 3/11, 3/12, 3/13, 3/14, 3/15, 3/16, 3/17, 3/18, 3/19, 3/20, 3/21, 3/22, 3/23, 3/24, 3/25, 3/26, 3/27, 3/28, 3/29, 3/30, 3/31, 4/1, 4/2, 4/3, 4/4, 4/5, 4/6, 4/7, 4/8, 4/9, 4/10, 4/11, 4/12, 4/13, 4/14, 4 | | | | | | | | | | | | | | |

Injury List — Missed 6 games due to Right Knee; Soreness (11/11, 11/13, 11/16, 11/18, 11/20, 11/21); Missed 23 games due to Left Shoulder; Sprain (12/4, 12/6, 12/9, 12/10, 12/12, 12/14, 12/16, 12/17, 12/21, 12/23, 12/26, 12/29, 12/31, 1/2, 1/4, 1/6, 1/8, 1/10, 1/12, 1/14, 1/16, 1/18, 1/20); Missed 1 game due to Left Shoulder Sprain (12/19); Missed 2 games due to Illness (3/26, 3/28)

NOTES:

- Tallied seven points, a career-high tying 12 rebounds, two assists, one steal and one block in 36 minutes on Nov. 25 at MIL.
- Chipped in a **CAREER-HIGH 22 points** on 8-11 (.727) shooting from the field, including 6-8 (.750) shooting from beyond the arc, four rebounds and three assists in 33 minutes on Oct. 30 vs. NYK.
- Tallied 12 PTS on 4-7 (.571) shooting from beyond the arc, 3 REB and 1 STL in 30 MIN during his first start of the season on Oct. 26 vs. ORL.
- Contributed a season-high 12 points on 3-4 (.750) shooting from the field, three rebounds, two assists and one block in 21 minutes off the bench on Oct. 23 vs. WAS
- 2021-22:** Appeared in 51 games (career-high 28 starts) with Cleveland...averaged 5.3 points on .456 shooting from the field and 2.9 rebounds in 19.2 minutes. Scored 10+ points 11 times, including one double-double on the season.
- Recorded a season-high 17 points twice; on Nov. 18 vs. Golden State, recorded 17 points (7-13, .538), nine rebounds and five assists in a career-high 40 minutes and on Dec. 26 vs. TOR finished with 17 points, three rebounds, two assists and one steal in 28 minutes
- Made a season-high four three-pointers twice (4-7 3FG on Jan. 24 vs. NYK and 4-5 3FG on Jan. 30 at DET)



#9 Dylan Windler

Guard/Forward - 6-6 - 199lbs - 09/22/1996 - Belmont/USA

3rd Year Pro

PERSONAL: 2018-19 Male Scholar Athlete of the Year by the Division I-AAA Athletics Directors Association with his 3.74 GPA...championship golfer in high school, conference and county champion and state qualifier...majored in Accounting...has one sibling, Corey...lists Kevin Durant, James Harden, Phil Mickelson as favorite athletes...four-year letter-winner at Perry Meridian High School for head coach Brent Keck...late bloomer in basketball who developed into one of the top players in the state of Indiana...2015 IBCA/Subway Boys' Basketball All-State...named to prestigious Indiana North-South All-Star Classic roster...averaged 27.3 points and 10.2 rebounds per game as a senior, led all Indiana players in scoring and rebounding for classification.

| | GP | GS | PPG | RPG | APG | SPG | BPG | MPG | FG% | 3FG% | FT% | | | 2022-23 HIGHS | CAREER HIGHS |
|---|--------|-----|------|------|------|------|------|------|---------|------|------|-----|----|-------------------|--------------------|
| 2022-23 | 3 | 0 | 1.7 | 0.0 | 0.3 | 0.33 | 0.00 | 3.5 | .667 | .500 | .000 | PTS | | 3 vs. WAS 3/17/23 | 15 vs. ATL 2/23/21 |
| Career | 84 | 0 | 3.3 | 2.3 | 0.8 | 0.40 | 0.18 | 11.7 | .416 | .322 | .800 | FGM | | 1 2 times | 5 vs. ATL 2/23/21 |
| | POINTS | | | | REB | AST | BLK | STL | | | | | | | |
| | 10+ | 20+ | 30+ | | 10+ | 10+ | 3+ | 3+ | DBL-DBL | | | | | | |
| 2022-23 | -- | -- | -- | | -- | -- | -- | -- | -- | | | | | | |
| Career | 6 | -- | -- | | 1 | -- | -- | 1 | 1 | | -- | | | | |
| RECENT GAMES | | | | | | | | | | | | | | | |
| OPPONENT | W/L | MIN | FG-A | 3P-A | FT-A | OR | DR | TR | A | PF | ST | TO | BS | PTS | |
| 4/6 at ORL | W | | | | | | | | | | | | | | |
| 4/4 at ORL | W | | | | | | | | | | | | | | |
| 4/2 vs. IND | W | | | | | | | | | | | | | | |
| 3/31 vs. NYK | L | | | | | | | | | | | | | | |
| 3/28 at ATL | L | | | | | | | | | | | | | | |
| Injury List — Missed 57 games due to Right Ankle; Sprain (10/19, 10/22, 10/23, 10/26, 10/28, 10/30, 11/4, 11/6, 11/7, 11/9, 11/11, 11/13, 11/16, 11/18, 11/20, 11/21, 11/23, 11/25, 11/27, 11/28, 11/30, 12/2, 12/4, 12/6, 12/9, 12/10, 12/12, 12/14, 12/16, 12/17, 12/18, 12/21, 12/22, 12/23, 12/26, 12/27, 12/28, 12/29, 12/30, 1/1, 1/2, 1/3, 1/4, 1/5, 1/6, 1/7, 1/8, 1/9, 1/10, 1/11, 1/12, 1/13, 1/14, 1/15, 1/16, 1/17, 1/18, 1/19, 1/20, 1/21, 1/22, 1/23, 1/24, 1/25, 1/26, 1/27, 1/28, 1/29, 1/30, 2/1, 2/2, 2/3, 2/4, 2/5, 2/6, 2/7, 2/8, 2/9, 2/10, 2/11, 2/12, 2/13, 2/14, 2/15, 2/16, 2/17, 2/18, 2/19, 2/20, 2/21, 2/22, 2/23, 2/24, 2/25, 2/26, 2/27, 2/28, 2/29, 2/30, 3/1, 3/2, 3/3, 3/4, 3/5, 3/6, 3/7, 3/8, 3/9, 3/10, 3/11, 3/12, 3/13, 3/14, 3/15, 3/16, 3/17, 3/18, 3/19, 3/20, 3/21, 3/22, 3/23, 3/24, 3/25, 3/26, 3/27, 3/28, 3/29, 3/30, 3/31, 4/1, 4/2, 4/3, 4/4, 4/5, 4/6, 4/7, 4/8, 4/9, 4/10, 4/11, 4/12, 4/13, 4/14, 4/15, 4/16, 4/17, 4/18, 4/19, 4/20, 4/21, 4/22, 4/23, 4/24, 4/25, 4/26, 4/27, 4/28, 4/29, 4/30, 5/1, 5/2, 5/3, 5/4, 5/5, 5/6, 5/7, 5/8, 5/9, 5/10, 5/11, 5/12, 5/13, 5/14, 5/15, 5/16, 5/17, 5/18, 5/19, 5/20, 5/21, 5/22, 5/23, 5/24, 5/25, 5/26, 5/27, 5/28, 5/29, 5/30, 5/31, 6/1, 6/2, 6/3, 6/4, 6/5, 6/6, 6/7, 6/8, 6/9, 6/10, 6/11, 6/12, 6/13, 6/14, 6/15, 6/16, 6/17, 6/18, 6/19, 6/20, 6/21, 6/22, 6/23, 6/24, 6/25, 6/26, 6/27, 6/28, 6/29, 6/30, 7/1, 7/2, 7/3, 7/4, 7/5, 7/6, 7/7, 7/8, 7/9, 7/10, 7/11, 7/12, 7/13, 7/14, 7/15, 7/16, 7/17, 7/18, 7/19, 7/20, 7/21, 7/22, 7/23, 7/24, 7/25, 7/26, 7/27, 7/28, 7/29, 7/30, 7/31, 8/1, 8/2, 8/3, 8/4, 8/5, 8/6, 8/7, 8/8, 8/9, 8/10, 8/11, 8/12, 8/13, 8/14, 8/15, 8/16, 8/17, 8/18, 8/19, 8/20, 8/21, 8/22, 8/23, 8/24, 8/25, 8/26, 8/27, 8/28, 8/29, 8/30, 8/31, 9/1, 9/2, 9/3, 9/4, 9/5, 9/6, 9/7, 9/8, 9/9, 9/10, 9/11, 9/12, 9/13, 9/14, 9/15, 9/16, 9/17, 9/18, 9/19, 9/20, 9/21, 9/22, 9/23, 9/24, 9/25, 9/26, 9/27, 9/28, 9/29, 9/30, 10/1, 10/2, 10/3, 10/4, 10/5, 10/6, 10/7, 10/8, 10/9, 10/10, 10/11, 10/12, 10/13, 10/14, 10/15, 10/16, 10/17, 10/18, 10/19, 10/20, 10/21, 10/22, 10/23, 10/24, 10/25, 10/26, 10/27, 10/28, 10/29, 10/30, 10/31, 11/1, 11/2, 11/3, 11/4, 11/5, 11/6, 11/7, 11/8, 11/9, 11/10, 11/11, 11/12, 11/13, 11/14, 11/15, 11/16, 11/17, 11/18, 11/19, 11/20, 11/21, 11/22, 11/23, 11/24, 11/25, 11/26, 11/27, 11/28, 11/29, 11/30, 12/1, 12/2, 12/3, 12/4, 12/5, 12/6, 12/7, 12/8, 12/9, 12/10, 12/11, 12/12, 12/13, 12/14, 12/15, 12/16, 12/17, 12/18, 12/19, 12/20, 12/21, 12/22, 12/23, 12/24, 12/25, 12/26, 12/27, 12/28, 12/29, 12/30, 12/31, 1/1, 1/2, 1/3, 1/4, 1/5, 1/6, 1/7, 1/8, 1/9, 1/10, 1/11, 1/12, 1/13, 1/14, 1/15, 1/16, 1/17, 1/18, 1/19, 1/20, 1/21, 1/22, 1/23, 1/24, 1/25, 1/26, 1/27, 1/28, 1/29, 1/30, 2/1, 2/2, 2/3, 2/4, 2/5, 2/6, 2/7, 2/8, 2/9, 2/10, 2/11, 2/12, 2/13, 2/14, 2/15, 2/16, 2/17, 2/18, 2/19, 2/20, 2/21, 2/22, 2/23, 2/24, 2/25, 2/26, 2/27, 2/28, 2/29, 2/30, 3/1, 3/2, 3/3, 3/4, 3/5, 3/6, 3/7, 3/8, 3/9, 3/10, 3/11, 3/12, 3/13, 3/14, 3/15, 3/16, 3/17, 3/18, 3/19, 3/20, 3/21, 3/22, 3/23, 3/24, 3/25, 3/26, 3/27, 3/28, 3/29, 3/30, 3/31, 4/1, 4/2, 4/3, 4/4, 4/5, 4/6, 4/7, 4/8, 4/9, 4/10, 4/11, 4/12, 4/13, 4/14, 4/15, 4/16, 4/17, 4/18, 4/19, 4/20, 4/21, 4/22, 4/23, 4/24, 4/25, 4/26, 4/27, 4/28, 4/29, 4/30, 5/1, 5/2, 5/3, 5/4, 5/5, 5/6, 5/7, 5/8, 5/9, 5/10, 5/11, 5/12, 5/13, 5/14, 5/15, 5/16, 5/17, 5/18, 5/19, 5/20, 5/21, 5/22, 5/23, 5/24, 5/25, 5/26, 5/27, 5/28, 5/29, 5/30, 5/31, 6/1, 6/2, 6/3, 6/4, 6/5, 6/6, 6/7, 6/8, 6/9, 6/10, 6/11, 6/12, 6/13, 6/14, 6/15, 6/16, 6/17, 6/18, 6/19, 6/20, 6/21, 6/22, 6/23, 6/24, 6/25, 6/26, 6/27, 6/28, 6/29, 6/30, 7/1, 7/2, 7/3, 7/4, 7/5, 7/6, 7/7, 7/8, 7/9, 7/10, 7/11, 7/12, 7/13, 7/14, 7/15, 7/16, 7/17, 7/18, 7/19, 7/20, 7/21, 7/22, 7/23, 7/24, 7/25, 7/26, 7/27, 7/28, 7/29, 7/30, 7/31, 8/1, 8/2, 8/3, 8/4, 8/5, 8/6, 8/7, 8/8, 8/9, 8/10, 8/11, 8/12, 8/13, 8/14, 8/15, 8/16, 8/17, 8/18, 8/19, 8/20, 8/21, 8/22, 8/23, 8/24, 8/25, 8/26, 8/27, 8/28, 8/29, 8/30, 8/31, 9/1, 9/2, 9/3, 9/4, 9/5, 9/6, 9/7, 9/8, 9/9, 9/10, 9/11, 9/12, 9/13, 9/14, 9/15, 9/16, 9/17, 9/18, 9/19, 9/20, 9/21, 9/22, 9/23, 9/24, 9/25, 9/26, 9/27, 9/28, 9/29, 9/30, 10/1, 10/2, 10/3, 10/4, 10/5, 10/6, 10/7, 10/8, 10/9, 10/10, 10/11, 10/12, 10/13, 10/14, 10/15, 10/16, 10/17, 10/18, 10/19, 10/20, 10/21, 10/22, 10/23, 10/24, 10/25, 10/26, 10/27, 10/28, 10/29, 10/30, 10/31, 11/1, 11/2, 11/3, 11/4, 11/5, 11/6, 11/7, 11/8, 11/9, 11/10, 11/11, 11/12, 11/13, 11/14, 11/15, 11/16, 11/17, 11/18, 11/19, 11/20, 11/21, 11/22, 11/23, 11/24, 11/25, 11/26, 11/27, 11/28, 11/29, 11/30, 12/1, 12/2, 12/3, 12/4, 12/5, 12/6, 12/7, 12/8, 12/9, 12/10, 12/11, 12/12, 12/13, 12/14, 12/15, 12/16, 12/17, 12/18, 12/19, 12/20, 12/21, 12/22, 12/23, 12/24, 12/25, 12/26, 12/27, 12/28, 12/29, 12/30, 12/31, 1/1, 1/2, 1/3, 1/4, 1/5, 1/6, 1/7, 1/8, 1/9, 1/10, 1/11, 1/12, 1/13, 1/14, 1/15, 1/16, 1/17, 1/18, 1/19, 1/20, 1/21, 1/22, 1/23, 1/24, 1/25, 1/26, 1/27, 1/28, 1/29, 1/30, 2/1, 2/2, 2/3, 2/4, 2/5, 2/6, 2/7, 2/8, 2/9, 2/10, 2/11, 2/12, 2/13, 2/14, 2/15, 2/16, 2/17, 2/18, 2/19, 2/20, 2/21, 2/22, 2/23, 2/24, 2/25, 2/26, 2/27, 2/28, 2/29, 2/30, 3/1, 3/2, 3/3, 3/4, 3/5, 3/6, 3/7, 3/8, 3/9, 3/10, 3/11, 3/12, 3/13, 3/14, 3/15, 3/16, 3/17, 3/18, 3/19, 3/20, 3/21, 3/22, 3/23, 3/24, 3/25, 3/26, 3/27, 3/28, 3/29, 3/30, 3/31, 4/1, 4/2, 4/3, 4/4, 4/5, 4/6, 4/7, 4/8, 4/9, 4/10, 4/11, 4/12, 4/13, 4/14, 4/15, 4/16, 4/17, 4/18, 4/19, 4/20, 4/21, 4/22, 4/23, 4/24, 4/25, 4/26, 4/27, 4/28, 4/29, 4/30, 5/1, 5/2, 5/3, 5/4, 5/5, 5/6, 5/7, 5/8, 5/9, 5/10, 5/11, 5/12, 5/13, 5/14, 5/15, 5/16, 5/17, 5/18, 5/19, 5/20, 5/21, 5/22, 5/23, 5/24, 5/25, 5/26, 5/27, 5/28, 5/29, 5/30, 5/31, 6/1, 6/2, 6/3, 6/4, 6/5, 6/6, 6/7, 6/8, 6/9, 6/10, 6/11, 6/12, 6/13, 6/14, 6/15, 6/16, 6/17, 6/18, 6/19, 6/20, 6/21, 6/22, 6/23, 6/24, 6/25, 6/26, 6/27, 6/28, 6/29, 6/30, 7/1, 7/2, 7/3, 7/4, 7/5, 7/6, 7/7, 7/8, 7/9, 7/10, 7/11, 7/12, 7/13, 7/14, 7/15, 7/16, 7/17, 7/18, 7/19, 7/20, 7/21, 7/22, 7/23, 7/24, 7/25, 7/26, 7/27, 7/28, 7/29, 7/30, 7/31, 8/1, 8/2, 8/3, 8/4, 8/5, 8/6, 8/7, 8/8, 8/9, 8/10, 8/11, 8/12, 8/13, 8/14, 8/15, 8/16, 8/17, 8/18, 8/19, 8/20, 8/21, 8/22, 8/23, 8/24, 8/25, 8/26, 8/27, 8/28, 8/29, 8/30, 8/31, 9/1, 9/2, 9/3, 9/4, 9/5, 9/6, 9/7, 9/8, 9/9, 9/10, 9/11, 9/12, 9/13, 9/14, 9/15, 9/16, 9/17, 9/18, 9/19, 9/20, 9/21, 9/22, 9/23, 9/24, 9/25, 9/26, 9/27, 9/28, 9/29, 9/30, 10/1, 10/2, 10/3, 10/4, 10/5, 10/6, 10/7, 10/8, 10/9, 10/10, 10/11, 10/12, 10/13, 10/14, 10/15, 10/16, 10/17, 10/18, 10/19, 10/20, 10/21, 10/22, 10/23, 10/24, 10/25, 10/26, 10/27, 10/28, 10/29, 10/30, 10/31, 11/1, 11/2, 11/3, 11/4, 11/5, 11/6, 11/7, 11/8, 11/9, 11/10, 11/11, 11/12, 11/13, 11/14, 11/15, 11/16, 11/17, 11/18, 11/19, 11/20, 11/21, 11/22, 11/23, 11/24, 11/25, 11/26, 11/27, 11/28, 11/29, 11/30, 12/1, 12/2, 12/3, 12/4, 12/5, 12/6, 12/7, 12/8, 12/9, 12/10, 12/11, 12/12, 12/13, 12/14, 12/15, 12/16, 12/17, 12/18, 12/19, 12/20, 12/21, 12/22, 12/23, 12/24, 12/25, 12/26, 12/27, 12/28, 12/29, 12/30, 12/31, 1/1, 1/2, 1/3, 1/4, 1/5, 1/6, 1/7, 1/8, 1/9, 1/10, 1/11, 1/12, 1/13, 1/14, 1/15, 1/16, 1/17, 1/18, 1/19, 1/20, 1/21, 1/22, 1/23, 1/24, 1/25, 1/26, 1/27, 1/28, 1/29, 1/30, 2/1, 2/2, 2/3, 2/4, 2/5, 2/6, 2/7, 2/8, 2/9, 2/10, 2/11, 2/12, 2/13, 2/14, 2/15, 2/16, 2/17, 2/18, 2/19, 2/20, 2/21, 2/22, 2/23, 2/24, 2/25, 2/26, 2/27, 2/28, 2/29, 2/30, 3/1, 3/2, 3/3, 3/4, 3/5, 3/6, 3/7, 3/8, 3/9, 3/10, 3/11, 3/12, 3/13, 3/14, 3/15, 3/16, 3/17, 3/18, 3/19, 3/20, 3/21, 3/22, 3/23, 3/24, 3/25, 3/26, 3/27, 3/28, 3/29, 3/30, 3/31, 4/1, 4/2, 4/3, 4/4, 4/5, 4/6, 4/7, 4/8, 4/9, 4/10, 4/11, 4/12, 4/13, 4/14, 4/15, 4/16, 4/17, 4/18, 4/19, 4/20, 4/21, 4/22, 4/23, 4/24, 4/25, 4/26, 4/27, 4/28, 4/29, 4/30, 5/1, 5/2, 5/3, 5/4, 5/5, 5/6, 5/7, 5/8, 5/9, 5/10, 5/11, 5/12, 5/13, 5/14, 5/15, 5/16, 5/17, 5/18, 5/19, 5/20, 5/21, 5/22, 5/23, 5/24, 5/25, 5/26, 5/27, 5/28, 5/29, 5/30, 5/31, 6/1, 6/2, 6/3, 6/4, 6/5, 6/6, 6/7, 6/8, 6/9, 6/10, 6/11, 6/12, 6/13, 6/14, 6/15, 6/16, 6/17, 6/18, 6/19, 6/20, 6/21, 6/22, 6/23, 6/24, 6/25, 6/26, 6/27, 6/28, 6/29, 6/30, 7/1, 7/2, 7/3, 7/4, 7/5, 7/6, 7/7, 7/8, 7/9, 7/10, 7/11, 7/12, 7/13, 7/14, 7/15, 7/16, 7/17, 7/18, 7/19, 7/20, 7/21, 7/22, 7/23, 7/24, 7/25, 7/26, 7/27, 7/28, 7/29, 7/30, 7/31, 8/1, 8/2, 8/3, 8/4, 8/5, 8/6, 8/7, 8/8, 8/9, 8/10, 8/11, 8/12, 8/13, 8/14, 8/15, 8/16, 8/17, 8/18, 8/19, 8/20, 8/21, 8/22, 8/23, 8/24, 8/25, 8/26, 8/27, 8/28, 8/29, 8/30, 8/31, 9/1, 9/2, 9/3, 9/4, 9/5, 9/6, 9/7, 9/8, 9/9, 9/10, 9/11, 9/12, 9/13, 9/14, 9/15, 9/16, 9/17, 9/18, 9/19, 9/20, 9/21, 9/22, 9/23, 9/24, 9/25, 9/26, 9/27, 9/28, 9/29, 9/30, 10/1, 10/2, 10/3, 10/4, 10/5, 10/6, 10/7, 10/8, 10/9, 10/10, 10/11, 10/12, 10/13, 10/14, 10/15, 10/16, 10/17, 10/18, 10/19, 10/20, 10/21, 10/22, 10/23, 10/24, 10/25, 10/26, 10/27, 10/28, 10/29, 10/30, 10/31, 11/1, 11/2, 11/3, 11/4, 11/5, 11/6, 11/7, 11/8, 11/9, 11/10, 11/11, 11/12, 11/13, 11/14, 11/15, 11/16, 11/17, 11/18, 11/19, 11/20, 11/21, 11/22, 11/23, 11/24, 11/25, 11/26, 11/27, 11/28, 11/29, 11/30, 12/1, 12/2, 12/3, 12/4, 12/5, 12/6, 12/7, 12/8, 12/9, 12/10, 12/11, 12/12, 12/13, 12/14, 12/15, 12/16, 12/17, 12/18, 12/19, 12/20, 12/21, 12/22, 12/23, 12/24, 12/25, 12/26, 12/27, 12/28, 12/29, 12/30, 12/31, 1/1, 1/2, 1/3, 1/4, 1/5, 1/6, 1/7, 1/8, 1/9, 1/10, 1/11, 1/12, 1/13, 1/14, 1/15, 1/16, 1/17, 1/18, 1/19, 1/20, 1/21, 1/22, 1/23, 1/24, 1/25, 1/26, 1/27, 1/28, 1/29, 1/30, 2/1, 2/2, 2/3, 2/4, 2/5, 2/6, 2/7, 2/8, 2/9, 2/10, 2/11, 2/12, 2/13, 2/14, 2/15, 2/16, 2/17, 2/18, 2/19, 2/20, 2/21, 2/22, 2/23, 2/24, 2/25, 2/26, 2/27, 2/28, 2/29, 2/30, 3/1, 3/2, 3/3, 3/4, 3/5, 3/6, 3/7, 3/8, 3/9, 3/10, 3/11, 3/12, 3/13, 3/14, 3/15, 3/16, 3/17, 3/18, 3/19, 3/20, 3/21, 3/22, 3/23, 3/24, 3/25, 3/26, 3/27, 3/28, 3/29, 3/30, 3/31, 4/1, 4/2, 4/3, 4/4, 4/5, 4/6, 4/7, 4/8, 4/9, 4/10, 4/11, 4/12, 4/13, 4/14, 4/15, 4/16, 4/17, 4/18, 4/19, 4/20, 4/21, 4/22, 4/23, 4/24, 4/25, 4/26, 4/27, 4/28, 4/29, 4/30, 5/1, 5/2, 5/3, 5/4, 5/5, 5/6, 5/7, 5/8, 5/9, 5/10, 5/11, 5/12, 5/13, 5/14, 5/15, 5/16, 5/17, 5/18, 5/19, 5/20, 5/21, 5/22, 5/23, 5/24, 5/25, 5/26, 5/27, 5/28, 5/29, 5/30, 5/31, 6/1, 6/2, 6/3, 6/4, 6/5, 6/6, 6/7, 6/8, 6/9, 6/10, 6/11, 6/12, 6/13, 6/14, 6/15, 6/16, 6/17, 6/18, 6/19, 6/20, 6/21, 6/22, 6/23, 6/24, 6/25, 6/26, 6/27, 6/28, 6/29, 6/30, 7/1, 7/2, 7/3, 7/4, 7/5, 7/6, 7/7, 7/8, 7/9, 7/10, 7/11, 7/12, 7/13, 7/14, 7/15, 7/16, 7/17, 7/18, 7/19, 7/20, 7/21, 7/22, 7/23, 7/24, 7/25, 7/26, 7/27, 7/28, 7/29, 7/30, 7/31, 8/1, 8/2, 8/3, 8/4, 8/5, 8/6, 8/7, 8/8, 8/9, 8/10, 8/11, 8/12, 8/13, 8/14, 8/15, 8/16, 8/17, 8/18, 8/19, 8/20, 8/21, 8/22, 8/23, 8/24, 8/25, 8/26, 8/27, 8/28, 8/29, 8/30, 8/31, 9/1, 9/2, 9/3, 9/4, 9/5, 9/6, 9/7, 9/8, 9/9, 9/10, 9/11, 9/12, 9/13, 9/14, 9/15, 9/16, 9/17, 9/18, 9/19, 9/20, 9/21, 9/22, 9/23, 9/24, 9/25, 9/26, 9/27, 9/28, 9/29, 9/30, 10/1, 10/2, 10/3, 10/4, 10/5, 10/6, 10/7, 10/8, 10/9, 10/10, 10/11, 10/12, 10/13, 10/14, 10/15, 10/16, 10/17, 10/18, 10/19, 10/20, 10/21, 10/22, 10/23, 10/24, 10/25, 10/26, 10/27, 10/28, 10/29, 10/30, 10/31, 11/1, 11/2, 11/3, 11/4, 11/5, 11/6, 11/7, 11/8, 11/9, 11/10, 11/11, 11/12, 11/13, 11/14, 11/15, 11/16, 11/17, 11/18, 11/19, 11/20, 11/21, 11/22, 11/23, 11/24, 11/25, 11/26, 11/27, 11/28, 11/29, 11/30, 12/1, 12/2, 12/3, 12/4, 12/5, 12/6, 12/7, 12/8, 12/9, 12/10, 12/11, 12/12, 12/13, 12/14, 12/15, 12/16, 12/17, 12/18, 12/19, 12/20, 12/21, 12/22, 12/23, 12/2 | | | | | | | | | | | | | | | |

Injury List — Missed 57 games due to Right Ankle; Sprain (10/19, 10/22, 10/23, 10/26, 10/28, 10/30, 11/4, 11/6, 11/7, 11/9, 11/11, 11/13, 11/16, 11/18, 11/20, 11/21, 11/23, 11/25, 11/27, 11/28, 11/30, 12/2, 12/4, 12/6, 12/9, 12/10, 12/12, 12/14, 12/16, 12/17, 12/19, 12/21, 12/23, 12/26, 12/29, 12/31, 1/2, 1/4, 1/6, 1/8, 1/10, 1/12, 1/14, 1/16, 1/18, 1/20, 1/21, 1/24, 1/26, 1/27, 1/29, 1/31, 2/2, 2/5, 2/6, 2/8, 2/10); Missed 3 games due to Left Foot; Sprain (4/2, 4/4, 4/6)

I - GLA — 10 on the season.

NOTES:

- 2021-22:** Appeared in 50 games with Cleveland, averaging 2.2 points and 1.8 rebounds in 9.2 minutes.
- Recorded a season-high 13 points (4-5 FG, 3-3 3FG), three assists and one steal in 21 minutes on Nov. 3, 2021 versus Portland.





| NO. | PLAYER | POS. | HT. | WT. | BIRTHDATE | PRIOR TO NBA/HOME COUNTRY | NBA EXP. |
|-----|------------------|------|------|-----|------------|--|----------|
| 31 | Jarrett Allen | C | 6-11 | 248 | 04/21/1998 | Texas/USA | 6th |
| 21 | Mamadi Diakite* | F | 6-9 | 224 | 01/21/1997 | Virginia/Guinea | 3rd |
| 10 | Darius Garland | G | 6-1 | 186 | 01/26/2000 | Vanderbilt/USA | 4th |
| 14 | Danny Green | F | 6-6 | 215 | 06/22/1987 | North Carolina/ | 14th |
| 3 | Caris LeVert | G | 6-6 | 205 | 08/25/1994 | Michigan/USA | 7th |
| 33 | Robin Lopez | C | 7-0 | 280 | 04/01/1988 | Stanford/USA | 15th |
| 5 | Sam Merrill | G | 6-4 | 205 | 05/15/1996 | Utah State/USA | 3rd |
| 45 | Donovan Mitchell | G | 6-3 | 215 | 09/07/1996 | Louisville/USA | 6th |
| 4 | Evan Mobley | F/C | 7-0 | 215 | 06/18/2001 | USC/USA | 2nd |
| 15 | Isaiah Mobley* | F | 6-10 | 240 | 09/24/1999 | USC/USA | R |
| 19 | Raul Neto | G | 6-2 | 180 | 05/19/1992 | UCAM Murcia (Spain)/Brazil | 8th |
| 35 | Isaac Okoro | G | 6-6 | 225 | 01/26/2001 | Auburn/USA | 3rd |
| 16 | Cedi Osman | F | 6-7 | 230 | 04/08/1995 | Anadolu Efes (Turkey)/Macedonia/Turkey | 6th |
| 13 | Ricky Rubio | G | 6-3 | 190 | 10/21/1990 | FC Barcelona (Spain)/Spain | 12th |
| 8 | Lamar Stevens | F | 6-8 | 225 | 07/09/1997 | Penn State/USA | 3rd |
| 32 | Dean Wade | F | 6-9 | 219 | 11/20/1996 | Kansas State/USA | 4th |
| 9 | Dylan Windler | G/F | 6-6 | 199 | 09/22/1996 | Belmont/USA | 3rd |

*Player under two-way contract

STAFF

HEAD COACH

J.B. Bickerstaff (Minnesota)

ASSOCIATE HEAD COACH

Greg Buckner (Clemson)

ASSISTANT COACHES

Antonio Lang (Duke)

Luke Walton (Arizona)

Sidney Lowe (North Carolina State)

J.J. Outlaw (Villanova)

Dan Geriot (Richmond)

SR. DIRECTOR, PLAYER HEALTH/HEAD ATHLETIC TRAINER

Stephen Spiro (Temple)

HEAD STRENGTH AND CONDITIONING COORDINATOR

Derek Millender (South Alabama)

PRONUNCIATION GUIDE

Mamadi Diakite (MAH-mah-dee dee-ah-KEE-tay); **Raul Neto** (Hah-OOL Nett-oh); **Isaac Okoro** (oh-CORE-oh); **Cedi Osman** (JED-e AUSS-min)





| BY CAVALIERS | AN INDIVIDUAL... | BY OPPONENT |
|---|---------------------------------------|---|
| 43 PTS, Donovan Mitchell: (CLE W, 117-113) @ Orlando, 04/04/23 | Scored 30+ points | 48 PTS, Jalen Brunson: (CLE L, 116-130) vs. New York, 03/31/23 |
| 43 PTS, Donovan Mitchell: (CLE W, 117-113) @ Orlando, 04/04/23 | Scored 40+ points | 48 PTS, Jalen Brunson: (CLE L, 116-130) vs. New York, 03/31/23 |
| 71 PTS, Donovan Mitchell: (CLE W, 145-134 (OT)) vs. Chicago, 01/02/23 | Scored 50+ points | 50 PTS, Damian Lillard: (CLE W, 119-113) @ Portland, 01/12/23 |
| 16 REB, Evan Mobley: (CLE W, 115-105) vs. Indiana, 04/02/23 | Had 15+ Rebounds | 18 REB, Joel Embiid: (CLE L, 109-118) vs. Philadelphia, 03/15/23 |
| 20 REB, Jarrett Allen: (CLE L, 117-119) @ LA Clippers, 11/07/22 | Had 20+ Rebounds | 23 REB, Clint Capela: (CLE L, 118-121) vs. Atlanta, 12/31/21 |
| 25 REB, Anderson Varejão: (CLE W, 87-81 (OT)) vs. Orlando, 01/02/14 | Had 25+ Rebounds | 26 REB, Jayson Williams: (CLE W, 85-74) @ Brooklyn, 11/13/97 |
| 17 AST, Darius Garland: (CLE L, 120-131) vs. LA Lakers, 03/21/22 | Had 15+ assists | 17 AST, Russell Westbrook: (CLE L, 105-120) @ Washington, 05/14/21 |
| 22 AST, Andre Miller: (CLE L, 91-94) vs. Philadelphia, 12/15/01 | Had 20+ assists | 20 AST, Russell Westbrook: (CLE L, 124-148) vs. Oklahoma City, 01/20/18 |
| 8 BLK, Evan Mobley: (CLE W, 112-88) @ Detroit, 11/04/22 | Had 5+ Blocks | 6 BLK, Myles Turner: (CLE L, 126-135) @ Indiana, 12/29/22 |
| 11 BLK, Larry Nance: (CLE W, 104-96) vs. New York, 01/07/89 | Had 10+ Blocks | 10 BLK, Calvin Booth: (CLE W, 104-96) @ Oklahoma City, 01/13/04 |
| 5 STL, Darius Garland: (CLE W, 132-122 (2OT)) vs. Charlotte, 11/18/22 | Had 5+ Steals | 5 STL, Ayo Dosunmu: (CLE W, 103-102) @ Chicago, 12/31/22 |
| 15 FGM, Donovan Mitchell: (CLE W, 117-113) @ Orlando, 04/04/23 | Made 10+ Field Goals | 11 FGM, Markelle Fultz: (CLE W, 117-113) @ Orlando, 04/04/23 |
| 15 FGM, Donovan Mitchell: (CLE W, 117-113) @ Orlando, 04/04/23 | Made 15+ Field Goals | 18 FGM, Jalen Brunson: (CLE L, 116-130) vs. New York, 03/31/23 |
| 22 FGM, Donovan Mitchell: (CLE W, 145-134 (OT)) vs. Chicago, 01/02/23 | Made 20+ Field Goals | 21 FGM, Jamal Murray: (CLE L, 103-120) vs. Denver, 02/19/21 |
| 8 3FGM, Donovan Mitchell: (CLE L, 115-119) @ Miami, 03/10/23 | Made 7+ 3-Pointers | 7 3FGM, Jalen Brunson: (CLE L, 116-130) vs. New York, 03/31/23 |
| 12 3FGM, Donovan Mitchell: (CLE L, 118-120) @ Atlanta, 03/28/23 | 10+ 3-Pointer Attempts | 12 3FGM, Jalen Brunson: (CLE L, 116-130) vs. New York, 03/31/23 |
| 20 FTM, Donovan Mitchell: (CLE W, 145-134 (OT)) vs. Chicago, 01/02/23 | Made 15+ Free Throws | 17 FTM, Joel Embiid: (CLE L, 108-112) vs. Philadelphia, 04/03/22 |
| 20 FTM, Donovan Mitchell: (CLE W, 145-134 (OT)) vs. Chicago, 01/02/23 | Made 20+ Free Throws | 23 FTM, Dwyane Wade: (CLE L, 89-92) @ Miami, 02/01/07 |
| 5 FB, Isaac Okoro: (CLE W, 95-93) vs. New York, 01/24/22 | Made 5+ Fast Breaks | 6 FB, Jaylen Brown: (CLE L, 103-141) @ Boston, 01/24/21 |
| * Never Has Happened * | 10+ Fast Break Attempts | * Never Has Happened * |
| 6 TO, Raul Neto: (CLE W, 118-94) @ Orlando, 04/06/23 | 5+ Turnovers | 5 TO, Paolo Banchero: (CLE W, 117-113) @ Orlando, 04/04/23 |
| 19 FD, Donovan Mitchell: (CLE W, 145-134 (OT)) vs. Chicago, 01/02/23 | 10+ Fouls Drawn | 10 FD, Lauri Markkanen: (CLE L, 114-116) @ Utah, 01/10/23 |
| 209.1 OR, Dean Wade: (CLE L, 106-112) vs. Boston, 03/04/20 | 200+ Offensive Rating | 218.0 OR, Tony Bradley: (CLE L, 113-126) vs. Utah, 03/02/20 |
| * Never Has Happened * | 200+ Defensive Rating | * Never Has Happened * |
| 15 FGM/10 FGM/10 FGM, Donovan Mitchell/Darius Garland/Evan Mobley: (CLE L, 118-120) @ Atlanta, 03/28/23 | Two Players with 10+ Field Goals Made | 11 FGM/10 FGM, Kelly Oubre Jr./Terry Rozier: (CLE W, 120-104) @ Charlotte, 03/14/23 |
| 5 3FGM/5 3FGM, Donovan Mitchell/Caris LeVert: (CLE W, 117-113) @ Orlando, 04/04/23 | Two Players with 5+ 3-Pointers Made | 6 3FGM/5 3FGM, Tyrese Haliburton/Buddy Hield: (CLE L, 126-135) @ Indiana, 12/29/22 |
| 11 PTS, 10 REB, 14 AST, Darius Garland: (CLE W, 111-91) @ Utah, 01/12/22 | Had a triple-double | 24 PTS, 18 REB, 13 AST, Nikola Jokic: (CLE L, 109-115) vs. Denver, 02/23/23 |
| 29 PTS, 22 REB, Jarrett Allen: (CLE W, 102-101) @ Charlotte, 02/04/22 | Had a 20/20 game | 21 PTS, 20 REB, Domantas Sabonis: (CLE L, 102-111) vs. Indiana, 05/10/21 |
| 2nd period, Caris LeVert: (CLE L, 109-118) vs. Philadelphia, 03/15/23 | Had a four-point play | 2nd period, Quentin Grimes: (CLE L, 116-130) vs. New York, 03/31/23 |
| A TEAM... | | |
| 120 PTS, (CLE W, 120-104) @ Charlotte, 03/14/23 | Scored 120+ points | 130 PTS, (CLE L, 116-130) vs. New York, 03/31/23 |
| 145 PTS, (CLE W, 145-134 (OT)) vs. Chicago, 01/02/23 | Scored 130+ points | 130 PTS, (CLE L, 116-130) vs. New York, 03/31/23 |
| 145 PTS, (CLE W, 145-134 (OT)) vs. Chicago, 01/02/23 | Scored 140+ points | 141 PTS, (CLE L, 105-141) vs. Portland, 05/05/21 |
| 154 PTS, (CLE W, 154-153 (4OT)) vs. LA Lakers, 01/29/80 | Scored 150+ points | 153 PTS, (CLE W, 154-153 (4OT)) vs. LA Lakers, 01/29/80 |
| .614 (43-70), (CLE W, 122-99) vs. Utah, 12/19/22 | Shot .600+ from the field | .616 (53-86), (CLE L, 115-135) vs. Toronto, 04/10/21 |
| 24 PTS, (CLE W, 118-94) @ Orlando, 04/06/23 | Won by 20+ points | 24 PTS, (CLE L, 107-131) @ Atlanta, 03/31/22 |
| 32 PTS, (CLE W, 128-96) @ Chicago, 10/22/22 | Won by 30+ points | 36 PTS, (CLE L, 105-141) vs. Portland, 05/05/21 |
| 43 PTS, (CLE W, 110-67) vs. Philadelphia, 01/15/94 | Won by 40+ points | 41 PTS, (CLE L, 92-133) vs. LA Clippers, 02/09/20 |
| 68 PTS, (CLE W, 148-80) vs. Miami, 12/17/91 | Won by 50+ points | 55 PTS, (CLE L, 57-112) @ LA Lakers, 01/11/11 |
| 63 REB, (CLE W, 118-114 (OT)) vs. Boston, 03/06/23 | Had 60+ rebounds | 60 REB, (CLE L, 118-120) @ Atlanta, 03/28/23 |
| 35 AST, (CLE W, 122-99) vs. LA Clippers, 01/29/23 | Had 35+ assists | 35 AST, (CLE W, 119-116 (OT)) vs. Denver, 03/18/22 |
| 41 AST, (CLE W, 122-100) vs. Detroit, 04/09/14 | Had 40+ assists | 43 AST, (CLE L, 94-141) @ Philadelphia, 12/07/19 |
| 50 FGM, (CLE L, 126-135) @ Indiana, 12/29/22 | Made 50+ field goals | 50 FGM, (CLE L, 119-136) @ Atlanta, 02/24/23 |





| | | |
|--|------------------------|---|
| 20 3FGM, (CLE W, 122-99) vs. LA Clippers, 01/29/23 | Made 20+ 3-pointers | 23 3FGM, (CLE L, 114-120) vs. Golden State, 01/20/23 |
| 35 FTM, (CLE W, 105-94) vs. LA Clippers, 02/05/15 | Made 35+ free throws | 35 FTM, (CLE L, 108-112) vs. Philadelphia, 04/03/22 |
| 1st OT, (CLE W, 118-114 (OT)) vs. Boston, 03/06/23 | Overtime Win | 1st OT, (CLE L, 118-134 (OT)) vs. Phoenix, 05/04/21 |
| 2nd OT, (CLE W, 132-122 (2OT)) vs. Charlotte, 11/18/22 | Double-Overtime Win | 3rd OT, (CLE L, 139-148 (3OT)) vs. Brooklyn, 02/13/19 |
| * Never Has Happened * | Triple-Overtime Win | 3rd OT, (CLE L, 139-148 (3OT)) vs. Brooklyn, 02/13/19 |
| 4th OT, (CLE W, 154-153 (4OT)) vs. LA Lakers, 01/29/80 | Quadruple-Overtime Win | 4th OT, (CLE L, 129-131 (4OT)) vs. Portland, 10/18/74 |

THE CAVALIERS (SINGLE-SEASON)...

| | | |
|-----------------------------|-------------------------|----|
| 2/2/2023 — 2/13/2023 (7) | Won 5 straight | -- |
| 11/11/2017 — 12/6/2017 (13) | Won 10 straight | -- |
| 12/10/2022 — 12/21/2022 (5) | Won 5 straight at home | -- |
| 11/7/2017 — 1/2/2018 (13) | Won 10 straight at home | -- |
| 1/19/2015 — 4/5/2015 (18) | Won 15 straight at home | -- |
| 2/9/2018 — 3/7/2018 (5) | Won 5 straight on road | -- |
| * Never Has Happened * | Won 10 straight on road | -- |
| * Never Has Happened * | Won 15 straight on road | -- |
| 11/7/2022 — 11/16/2022 (5) | Lost 5 straight | -- |
| 4/23/2021 — 5/10/2021 (11) | Lost 10 straight | -- |
| 4/28/2021 — 5/10/2021 (7) | Lost 5 straight at home | -- |
| 11/7/2022 — 11/25/2022 (5) | Lost 5 straight on road | -- |





| CAVALIERS RECORD WHEN... | OVERALL | HOME | ROAD | NUMBER OF TIMES RECORDING | POINTS | REB | AST | BLK | STL | DD | TD | | |
|---------------------------------|---------|------|-------|---|--------|-----|-----|-----|-----|----|----|----|----|
| Outrebounding opponent | 31-7 | 20-1 | 11-6 | Jarrett Allen | 52 | 17 | -- | 37 | -- | 7 | 3 | 32 | -- |
| Outrebounded by opponent | 18-22 | 10-8 | 8-14 | Mamadi Diakite | 1 | -- | -- | -- | -- | -- | -- | -- | -- |
| Tied in Rebounding | 2-1 | 1-0 | 1-1 | Darius Garland | 67 | 39 | 8 | -- | 18 | -- | 10 | 18 | -- |
| Shooting better than opponent | 33-11 | 23-4 | 10-7 | Danny Green | 1 | 1 | -- | -- | -- | 1 | -- | -- | -- |
| Shooting worse than opponent | 18-18 | 8-5 | 10-13 | Caris LeVert | 48 | 13 | 1 | 1 | -- | 2 | 4 | 1 | -- |
| Shooting same than opponent | 0-1 | 0-0 | 0-1 | Robin Lopez | 1 | -- | -- | -- | -- | -- | -- | -- | -- |
| More FTM than opponent | 30-9 | 22-4 | 8-5 | Kevin Love | 13 | 3 | -- | 5 | 1 | -- | -- | 5 | -- |
| Less FTM than opponent | 17-20 | 8-5 | 9-15 | Sam Merrill | -- | -- | -- | -- | -- | -- | -- | -- | -- |
| Same FTM than opponent | 4-1 | 1-0 | 3-1 | Donovan Mitchell | 66 | 53 | 31 | 3 | 2 | -- | 12 | 5 | -- |
| More 3FGM than opponent | 31-4 | 19-1 | 12-3 | Evan Mobley | 71 | 18 | 2 | 26 | -- | 15 | 2 | 24 | -- |
| Less 3FGM than opponent | 15-24 | 10-7 | 5-17 | Isaiah Mobley | 1 | -- | -- | -- | -- | -- | 1 | -- | -- |
| Same 3FGM than opponent | 5-2 | 2-1 | 3-1 | Raul Neto | 3 | -- | -- | -- | -- | -- | 1 | -- | -- |
| More assists than opponent | 33-12 | 20-3 | 13-9 | Isaac Okoro | 18 | 1 | -- | -- | -- | 1 | 3 | -- | -- |
| Less assists than opponent | 13-17 | 8-6 | 5-11 | Cedi Osman | 30 | 6 | -- | 1 | -- | -- | 3 | 1 | -- |
| Same assists than opponent | 5-1 | 3-0 | 2-1 | Ricky Rubio | 3 | -- | -- | -- | -- | -- | 1 | -- | -- |
| More turnovers than opponent | 13-9 | 9-2 | 4-7 | Lamar Stevens | 9 | -- | -- | 1 | -- | 1 | 2 | 1 | -- |
| Less turnovers than opponent | 35-20 | 20-6 | 15-14 | Dean Wade | 5 | 1 | -- | 1 | -- | -- | 1 | -- | -- |
| Same turnovers than opponent | 3-1 | 2-1 | 1-0 | Dylan Windler | -- | -- | -- | -- | -- | -- | -- | -- | -- |
| Bench outscores opponent bench | 21-8 | 14-3 | 7-5 | NUMBER OF TIMES LEADING TEAM IN . . . (INCLUDES TIES) | | | | | | | | | |
| Opponent bench outscores CLE | 28-21 | 16-6 | 12-15 | PTS | REB | AST | BLK | STL | MIN | | | | |
| Bench scoring equal | 2-1 | 1-0 | 1-1 | Jarrett Allen | 6 | 39 | -- | 37 | 11 | 12 | | | |
| Scoring less than 80 points | 0-0 | 0-0 | 0-0 | Mamadi Diakite | -- | 1 | -- | -- | 2 | -- | | | |
| Scoring between 80-89 points | 0-2 | 0-0 | 0-2 | Darius Garland | 22 | -- | 56 | 1 | 21 | 20 | | | |
| Scoring between 90-99 points | 2-3 | 2-2 | 0-1 | Danny Green | 1 | -- | -- | -- | 1 | -- | | | |
| Scoring between 100-109 | 7-9 | 3-3 | 4-6 | Caris LeVert | 8 | 2 | 9 | 9 | 17 | 9 | | | |
| Scoring 110 or more points | 41-15 | 25-4 | 16-11 | Robin Lopez | -- | -- | -- | 3 | -- | -- | | | |
| Opponent scores less than 80 | 0-0 | 0-0 | 0-0 | Kevin Love | -- | 8 | 1 | 2 | -- | -- | | | |
| Opponent scores between 80-89 | 6-0 | 5-0 | 1-0 | Sam Merrill | -- | -- | -- | -- | -- | -- | | | |
| Opponent scores between 90-99 | 17-1 | 10-0 | 7-1 | Donovan Mitchell | 43 | 1 | 18 | 7 | 30 | 22 | | | |
| Opponent scores between 100-109 | 18-6 | 10-2 | 8-4 | Evan Mobley | 7 | 38 | 2 | 42 | 10 | 13 | | | |
| Opponent scores 110 or more | 10-23 | 6-7 | 4-16 | Isaiah Mobley | -- | -- | -- | 2 | 1 | -- | | | |
| | | | | Raul Neto | -- | -- | 3 | 1 | 4 | 1 | | | |
| | | | | Isaac Okoro | -- | -- | -- | 11 | 18 | 1 | | | |
| | | | | Cedi Osman | 1 | 1 | -- | 2 | 6 | 1 | | | |
| | | | | Ricky Rubio | -- | -- | 2 | 1 | 7 | -- | | | |
| | | | | Lamar Stevens | -- | 3 | 1 | 3 | 6 | 2 | | | |
| | | | | Dean Wade | -- | 1 | -- | 6 | 1 | -- | | | |
| | | | | Dylan Windler | -- | -- | -- | -- | -- | -- | | | |

| STARTING LINEUPS | | | | | | | |
|------------------|------------------|------------------|---------------|---------------|------------------|------------------|--------|
| LAST USED | GAME | FORWARD | FORWARD | CENTER | GUARD | GUARD | RECORD |
| 10/19 | at Raptors | Donovan Mitchell | Evan Mobley | Jarrett Allen | Darius Garland | Caris LeVert | 0-1 |
| 10/23 | vs. Wizards | Caris LeVert | Evan Mobley | Jarrett Allen | Donovan Mitchell | Isaac Okoro | 2-0 |
| 10/30 | vs. Knicks | Evan Mobley | Dean Wade | Jarrett Allen | Caris LeVert | Donovan Mitchell | 3-0 |
| 11/4 | at Pistons | Evan Mobley | Dean Wade | Jarrett Allen | Caris LeVert | Isaac Okoro | 1-0 |
| 11/11 | at Warriors | Caris LeVert | Evan Mobley | Jarrett Allen | Darius Garland | Donovan Mitchell | 2-3 |
| 11/13 | vs. Timberwolves | Kevin Love | Lamar Stevens | Evan Mobley | Darius Garland | Caris LeVert | 0-1 |
| 11/27 | at Pistons | Evan Mobley | Dean Wade | Robin Lopez | Darius Garland | Donovan Mitchell | 1-0 |
| 11/28 | at Raptors | Isaac Okoro | Dean Wade | Evan Mobley | Darius Garland | Donovan Mitchell | 0-1 |
| 11/30 | vs. 76ers | Mamadi Diakite | Dean Wade | Evan Mobley | Darius Garland | Donovan Mitchell | 1-0 |
| 12/2 | vs. Magic | Lamar Stevens | Dean Wade | Evan Mobley | Darius Garland | Donovan Mitchell | 1-0 |
| 12/4 | at Knicks | Mamadi Diakite | Lamar Stevens | Evan Mobley | Darius Garland | Donovan Mitchell | 0-1 |
| 12/10 | vs. Thunder | Evan Mobley | Lamar Stevens | Jarrett Allen | Darius Garland | Caris LeVert | 1-1 |
| 12/29 | at Pacers | Evan Mobley | Lamar Stevens | Jarrett Allen | Darius Garland | Donovan Mitchell | 7-3 |
| 1/2 | vs. Bulls | Kevin Love | Lamar Stevens | Jarrett Allen | Caris LeVert | Donovan Mitchell | 2-0 |
| 1/27 | at Thunder | Evan Mobley | Isaac Okoro | Jarrett Allen | Darius Garland | Caris LeVert | 2-4 |
| 2/6 | at Wizards | Isaiah Mobley | Isaac Okoro | Jarrett Allen | Darius Garland | Donovan Mitchell | 1-0 |
| 2/8 | vs. Pistons | Evan Mobley | Isaac Okoro | Jarrett Allen | Caris LeVert | Raul Neto | 1-0 |
| 3/10 | at Heat | Evan Mobley | Isaac Okoro | Jarrett Allen | Caris LeVert | Donovan Mitchell | 1-1 |
| 3/14 | at Hornets | Isaac Okoro | Lamar Stevens | Evan Mobley | Darius Garland | Caris LeVert | 1-0 |
| 3/17 | vs. Wizards | Isaac Okoro | Lamar Stevens | Evan Mobley | Darius Garland | Donovan Mitchell | 2-1 |
| 3/26 | vs. Rockets | Evan Mobley | Isaac Okoro | Jarrett Allen | Darius Garland | Donovan Mitchell | 19-9 |
| 3/31 | vs. Knicks | Caris LeVert | Lamar Stevens | Evan Mobley | Darius Garland | Donovan Mitchell | 0-3 |
| 4/4 | at Magic | Evan Mobley | Dean Wade | Jarrett Allen | Darius Garland | Donovan Mitchell | 2-1 |
| 4/6 | at Magic | Lamar Stevens | Dean Wade | Robin Lopez | Cedi Osman | Ricky Rubio | 1-0 |





| GAMES MISSED DUE TO INJURIES/SUSPENSIONS | | | |
|--|--|---|--------------|
| NAME | INJURY/ILLNESS | DATES OUT | GAMES MISSED |
| Jarrett Allen | Left Ankle; Soreness | 11/13 | 1 |
| | Illness; Non-Covid Related | 11/16 | 1 |
| | Low Back; Contusion | 11/27 through 11/28/22; 12/2 through 12/4/22 | 4 |
| | Back; Contusion | 11/30 | 1 |
| | Right Eye; Contusion | 3/12 through 3/17/23 | 4 |
| | Right Groin; Strain | 3/28 through 3/31/23; 4/6 | 3 |
| Mamadi Diakite | Inactive - Not With Team | 10/19 | 1 |
| | Inactive - Personal | 10/23 | 1 |
| Darius Garland | Left Eye Laceration | 10/22 through 10/30/22 | 5 |
| | Left Knee; Sprain | 11/4 | 1 |
| | Right Thumb; Sprain | 12/31/22 through 1/4/23 | 3 |
| | Right Thumb; Soreness | 2/8 | 1 |
| | Right Quadricep; Contusion | 3/10 | 1 |
| | Left Lower Leg; Contusion | 4/6 | 1 |
| Danny Green | Illness | 3/26 | 1 |
| | Health & Safety Protocols | 3/28 | 1 |
| Caris LeVert | Left Ankle; Sprain | 11/21 through 11/27/22 | 4 |
| | Right Hamstring; Soreness | 2/2 through 2/5/23 | 2 |
| | LT Knee Soreness | 4/6 | 1 |
| Robin Lopez | Illness | 12/26 through 12/29/22 | 2 |
| Kevin Love | Right Thumb; Fracture | 11/20; 11/23 through 11/30/22 | 6 |
| | Low Back; Soreness | 12/9 through 12/12/22 | 3 |
| | Low Back; Spasms | 1/26 through 1/29/23 | 3 |
| Sam Merrill | Inactive - G League On Assignment | 3/17 through 3/23/23; 3/28 through 3/31/23 | 5 |
| Donovan Mitchell | Left Ankle; Sprain | 11/4 | 1 |
| | Right Ankle; Strain | 11/13 | 1 |
| | Right Lower Leg; Soreness | 12/9 through 12/12/22 | 3 |
| | Left Groin; Strain | 1/18 through 1/21/23; 1/26 through 1/27/23 | 5 |
| | Left Groin; Soreness | 2/8 | 1 |
| | Left Hand; Finger Sprain - Injury Management | 3/14 | 1 |
| | Left Hand; Finger Sprain | 4/6 | 1 |
| Evan Mobley | Right Ankle; Soreness | 12/31/22 through 1/2/23 | 2 |
| | Inactive - Rest | 4/6 | 1 |
| Raul Neto | Right Ankle; Sprain | 11/2 | 1 |
| | Left Hamstring; Tightness | 3/23 | 1 |
| | Left Hamstring; Strain | 3/26 through 3/28/23 | 2 |
| Isaac Okoro | Left Knee; Soreness | 3/28 through 4/6/23 | 5 |
| Cedi Osman | Low Back; Soreness | 12/29 | 1 |
| | Neck; Spasms | 2/15 | 1 |
| Ricky Rubio | Left Knee; ACL Surgery | 10/19 through 11/25/22; 11/28/22 through 1/10/23 | 41 |
| | Left Knee; SCL Surgery | 11/27 | 1 |
| | Left Knee; Injury Management - ACL Recovery | 1/20; 1/27; 2/6; 2/10; 2/23 | 5 |
| | Illness | 2/15 | 1 |
| Lamar Stevens | Illness; Non-Covid | 11/25 through 11/28/22 | 3 |
| | Illness; Non-Covid Related | 11/30 | 1 |
| | Right Knee; Soreness | 12/17 through 12/21/22 | 3 |
| Dean Wade | Right Knee; Soreness | 11/11 through 11/21/22 | 6 |
| | Left Shoulder; Sprain | 12/4/22 through 1/20/23 | 24 |
| | Illness | 3/26 through 3/28/23 | 2 |
| Dylan Windler | Right Ankle; Sprain | 10/19 through 10/30/22; 11/4/22 through 2/10/23 | 57 |
| | Inactive - G League On Assignment | 2/15; 2/24; 3/1 through 3/4/23; 3/8 through 3/10/23; 3/21 through 3/23/23; 3/28 through 3/31/23 | 10 |
| | Left Foot; Sprain | 4/2 through 4/6/23 | 3 |
| TOTAL GAMES MISSED | | | 240 |





| | CLEVELAND CAVALIERS | | OPPONENTS | |
|-----------------------|---------------------|--|-----------|---|
| Points | 71 | Donovan Mitchell vs. CHI 01/02/2023 | 50 | Damian Lillard at POR 01/12/2023 |
| Points in a Quarter | 27 | Darius Garland (4th) vs. MIN 11/13/2022 | 21 | Jalen Brunson (1st) vs. NYK 03/31/2023 |
| Points in a Half | 55 | Donovan Mitchell (2nd) vs. CHI 01/02/2023 | 33 | Jalen Brunson (1st) vs. NYK 03/31/2023 |
| Field Goals | 22 | Donovan Mitchell vs. CHI 01/02/2023 | 18 | Jalen Brunson vs. NYK 03/31/2023 |
| Field Goal Attempts | 34 | Donovan Mitchell vs. BOS 03/06/2023 | 32 | Jalen Brunson vs. NYK 03/31/2023 |
| | 34 | Donovan Mitchell vs. CHI 01/02/2023 | 32 | DeMar DeRozan vs. CHI 01/02/2023 |
| | | | 32 | Terry Rozier vs. CHA 11/18/2022 |
| Field Goal Percentage | 1.000 | Isaac Okoro (6-6) at MEM 01/18/2023 | 1.000 | Kentavious Caldwell-Pope (6-6) vs. DEN 02/23/2023 |
| 3-PT Field Goal | 10 | Darius Garland vs. MIN 11/13/2022 | 8 | Julius Randle at NYK 01/24/2023 |
| 3-PT FG Attempts | 18 | Donovan Mitchell at UTA 01/10/2023 | 16 | Terry Rozier vs. CHA 11/18/2022 |
| 3-PT FG Percentage | 1.000 | Cedi Osman (7-7) vs. LAC 01/29/2023 | 1.000 | Kentavious Caldwell-Pope (4-4) vs. DEN 02/23/2023 |
| Free Throws | 20 | Donovan Mitchell vs. CHI 01/02/2023 | 14 | Trae Young at ATL 02/24/2023 |
| Free Throw Attempts | 25 | Donovan Mitchell vs. CHI 01/02/2023 | 16 | Giannis Antetokounmpo vs. MIL 12/21/2022 |
| Free Throw Percentage | 1.000 | Donovan Mitchell (11-11) at UTA 01/10/2023 | 1.000 | Joel Embiid (10-10) vs. PHI 03/15/2023 |
| | | | 1.000 | Taurean Prince (10-10) vs. MIN 11/13/2022 |
| Offensive Rebounds | 9 | Jarrett Allen vs. DET 02/08/2023 | 9 | Mitchell Robinson vs. NYK 03/31/2023 |
| | | | 9 | Day/Ron Sharpe at BKN 03/21/2023 |
| Defensive Rebounds | 16 | Kevin Love vs. CHI 01/02/2023 | 16 | Deandre Ayton vs. PHX 01/04/2023 |
| | 16 | Jarrett Allen at LAC 11/07/2022 | | |
| Total Rebounds | 20 | Jarrett Allen at LAC 11/07/2022 | 18 | Joel Embiid vs. PHI 03/15/2023 |
| | | | 18 | Nikola Jokic vs. DEN 02/23/2023 |
| | | | 18 | Deandre Ayton vs. PHX 01/04/2023 |
| | | | 18 | Domantas Sabonis vs. SAC 12/09/2022 |
| Assists | 14 | Darius Garland at MEM 01/18/2023 | 14 | Tyrese Haliburton vs. IND 12/16/2022 |
| Steals | 5 | Darius Garland vs. CHA 11/18/2022 | 5 | Ayo Dosunmu at CHI 12/31/2022 |
| Blocks | 8 | Evan Mobley at DET 11/04/2022 | 6 | Myles Turner at IND 12/29/2022 |
| | | | 6 | Brook Lopez at MIL 11/25/2022 |
| Minutes | 49:48 | Donovan Mitchell vs. CHI 01/02/2023 | 48:46 | Terry Rozier vs. CHA 11/18/2022 |
| Points in Paint | 32 | Evan Mobley vs. MIL 01/21/2023 | 28 | Giannis Antetokounmpo vs. MIL 12/21/2022 |
| Second Chance Points | 10 | Jarrett Allen vs. HOU 03/26/2023 | 11 | Jordan Clarkson at UTA 01/10/2023 |
| | 10 | Jarrett Allen vs. DET 02/08/2023 | | |
| | 10 | Jarrett Allen vs. NOP 01/16/2023 | | |
| | 10 | Donovan Mitchell vs. CHI 01/02/2023 | | |
| | 10 | Darius Garland vs. MIN 11/13/2022 | | |
| Fast Break Points | 11 | Darius Garland vs. BKN 12/26/2022 | 11 | O.G. Anunoby at TOR 11/28/2022 |
| | 11 | Donovan Mitchell at LAC 11/07/2022 | | |

| CAVALIERS HIGHS | CAVALIERS LOWS | CATEGORY | OPPONENTS HIGHS | OPPONENTS LOWS |
|--------------------------|---------------------------|-----------------------|--------------------------|---------------------------|
| 145 vs. CHI 01/02/2023 | 81 at NYK 12/04/2022 | Points | 136 at ATL 02/24/2023 | 85 (2) vs. DET 02/08/2023 |
| 47 vs. NYK 03/31/2023 | 15 vs. PHX 01/04/2023 | Points/1st Qtr. | 42 (2) at ORL 04/06/2023 | 14 (3) vs. DET 02/08/2023 |
| 44 vs. PHI 11/30/2022 | 14 (2) at PHI 02/15/2023 | Points/2nd Qtr. | 49 at ATL 02/24/2023 | 15 (2) at ORL 04/06/2023 |
| 74 at HOU 01/26/2023 | 33 vs. PHX 01/04/2023 | Points/1st Half | 81 at ATL 02/24/2023 | 34 vs. LAC 01/29/2023 |
| 44 vs. CHI 01/02/2023 | 10 at MIL 11/25/2022 | Points/3rd Qtr. | 41 at BOS 03/01/2023 | 16 (2) at ORL 04/06/2023 |
| 42 at PHI 02/15/2023 | 14 vs. NYK 03/31/2023 | Points/4th Qtr. | 42 vs. LAC 01/29/2023 | 11 vs. HOU 03/26/2023 |
| 83 vs. CHI 01/02/2023 | 38 (2) at NYK 12/04/2022 | Points/2nd Half | 71 at IND 12/29/2022 | 36 at LAL 11/06/2022 |
| | | | | |
| 50 at IND 12/29/2022 | 29 at NYK 12/04/2022 | Field Goals | 50 at ATL 02/24/2023 | 29 at DAL 12/14/2022 |
| 100 vs. BOS 11/02/2022 | 70 (2) vs. UTA 12/19/2022 | Field Goal Attempts | 110 vs. CHA 11/18/2022 | 66 vs. SAC 12/09/2022 |
| .614 vs. UTA 12/19/2022 | .349 at NYK 12/04/2022 | Field Goal Percentage | .588 at ATL 02/24/2023 | .370 vs. DET 02/08/2023 |
| | | | | |
| 23 vs. NYK 10/30/2022 | 4 vs. WAS 03/17/2023 | 3-PT Field Goal | 23 vs. GSW 01/20/2023 | 2 vs. LAC 01/29/2023 |
| 50 vs. NYK 10/30/2022 | 19 (2) vs. WAS 03/17/2023 | 3-PT FG Attempts | 49 vs. DAL 12/17/2022 | 18 at OKC 01/27/2023 |
| .606 vs. LAC 01/29/2023 | .184 at TOR 11/28/2022 | 3-PT FG Percentage | .613 at IND 12/29/2022 | .105 vs. LAC 01/29/2023 |
| | | | | |
| 33 vs. CHI 01/02/2023 | 6 vs. MIA 01/31/2023 | Free Throws | 30 (3) at UTA 01/10/2023 | 8 (2) vs. ORL 12/02/2022 |
| 45 vs. CHI 01/02/2023 | 9 (2) at ORL 04/06/2023 | Free Throw Attempts | 37 at UTA 01/10/2023 | 11 (2) vs. MIL 01/21/2023 |
| 1.000 vs. ORL 12/02/2022 | .500 vs. MIA 01/31/2023 | Free Throw Percentage | 1.000 vs. POR 11/23/2022 | .500 vs. NYK 10/30/2022 |
| | | | | |
| 18 at DEN 01/06/2023 | 3 (3) vs. NYK 03/31/2023 | Offensive Rebounds | 19 (2) at BKN 03/21/2023 | 2 at SAC 11/09/2022 |
| 43 vs. CHA 11/18/2022 | 21 vs. PHI 03/15/2023 | Defensive Rebounds | 44 vs. BOS 11/02/2022 | 19 vs. MIA 11/20/2022 |
| 58 vs. BOS 03/06/2023 | 30 (2) at ORL 04/04/2023 | Total Rebounds | 54 (2) at UTA 01/10/2023 | 24 at SAC 11/09/2022 |
| | | | | |
| 35 vs. LAC 01/29/2023 | 12 at MIL 11/25/2022 | Assists | 34 vs. IND 12/16/2022 | 14 (2) at CHI 12/31/2022 |
| 14 vs. DET 03/04/2023 | 1 vs. CHI 01/02/2023 | Steals | 15 (2) at CHI 12/31/2022 | 2 at DAL 12/14/2022 |
| 26 vs. CHI 01/02/2023 | 11 (3) vs. MIL 01/21/2023 | Fouls | 31 vs. CHI 01/02/2023 | 9 (2) at ORL 04/06/2023 |
| 21 vs. UTA 12/19/2022 | 5 at UTA 01/10/2023 | Turnovers | 23 vs. DET 03/04/2023 | 7 (2) vs. NYK 03/31/2023 |
| 13 at DET 11/04/2022 | 1 (4) at POR 01/12/2023 | Blocks | 9 (2) at MIL 11/25/2022 | 0 vs. LAC 01/29/2023 |
| | | | | |
| 78 vs. WAS 03/17/2023 | 32 vs. NYK 10/30/2022 | Points in Paint | 64 vs. NYK 10/30/2022 | 24 at DET 11/04/2022 |
| 25 (3) at NOP 02/10/2023 | 4 (5) at ORL 04/04/2023 | Second Chance Points | 27 at UTA 01/10/2023 | 2 (2) vs. CHI 02/11/2023 |
| 29 vs. UTA 12/19/2022 | 0 at SAC 11/09/2022 | Fast Break Points | 28 vs. NYK 10/30/2022 | 0 at DAL 12/14/2022 |
| 40 vs. LAC 01/29/2023 | 0 (2) at PHI 02/15/2023 | Biggest Lead | 32 at ATL 02/24/2023 | 0 (6) vs. WAS 03/17/2023 |
| 66 at ORL 04/06/2023 | 5 vs. CHI 02/11/2023 | Bench Points | 64 vs. LAC 01/29/2023 | 9 (2) at POR 01/12/2023 |
| 40 at HOU 01/26/2023 | 7 at MIN 01/14/2023 | Points Off Turnovers | 35 vs. CHA 11/18/2022 | 4 vs. LAL 12/06/2022 |





TEAM RECORD

| | RECORD | HOME | ROAD | OT |
|-----------|--------|------|-------|-----|
| OVERALL | 51-30 | 31-9 | 20-21 | 7-0 |
| ATLANTIC | 8-10 | 5-4 | 3-6 | 3-0 |
| CENTRAL | 13-3 | 8-0 | 5-3 | 1-0 |
| SOUTHEAST | 13-4 | 7-1 | 6-3 | 2-0 |
| EASTERN | 34-17 | 20-5 | 14-12 | 6-0 |
| SOUTHWEST | 8-2 | 5-0 | 3-2 | 1-0 |
| NORTHWEST | 4-6 | 3-2 | 1-4 | -- |
| PACIFIC | 5-5 | 3-2 | 2-3 | -- |
| WESTERN | 17-13 | 11-4 | 6-9 | 1-0 |

TEAM WINNING & LOSING STREAKS

| LONG: | OVERALL | HOME | ROAD |
|-------|----------------------------|-----------------------------|----------------------------|
| Win | 10/22/2022 — 11/6/2022 (8) | 11/18/2022 — 12/6/2022 (7) | 3/12/2023 — 3/23/2023 (4) |
| Loss | 11/7/2022 — 11/16/2022 (5) | 12/23/2022 — 12/26/2022 (2) | 11/7/2022 — 11/25/2022 (5) |

*showing most recent streaks

AFTER 81 GAMES: W51, L30

| MARGIN | 1 | 2 | 3 | 4 | 5 | 6 | 7 | 8 | 9 | 10 | 11 | 12 | 13 | 14 | 15 | 16 | 17 | 18 | 19 | 20 | 21 | 22 | 23 |
|----------|---|---|---|---|---|---|---|---|---|----|----|----|----|----|----|----|----|----|----|----|----|----|----|
| Won By: | 3 | 2 | | 3 | | 4 | | 5 | 1 | 4 | 4 | 2 | 1 | 3 | 2 | 1 | 1 | 2 | 1 | | | | 4 |
| Lost By: | 2 | 4 | 2 | 2 | 2 | 3 | 1 | 2 | 2 | | 3 | 2 | 1 | 1 | 2 | | 1 | | | | | | |

| MARGIN | 24 | 25 | 26 | 27 | 28 | 29 | 30 | 31 | 32 | 33 | 34 | 35 | 36 | 37 | 38 | 39 | 40 | 41 | 42 | 43 | 44 | 45 | 46 |
|----------|----|----|----|----|----|----|----|----|----|----|----|----|----|----|----|----|----|----|----|----|----|----|----|
| Won By: | 3 | 1 | 1 | | 2 | | | | 1 | | | | | | | | | | | | | | |
| Lost By: | | | | | | | | | | | | | | | | | | | | | | | |

| AT START OF: | OVERALL | HOME | ROAD | FG%: | OVERALL | HOME | ROAD |
|--------------|---------|------|-------|--------|---------|------|------|
| 2nd-Ahead: | 31-8 | 22-2 | 9-6 | -44% | 7-6 | 6-1 | 1-5 |
| -Behind: | 19-20 | 8-7 | 11-13 | 45-49% | 14-14 | 8-5 | 6-9 |
| -Tied: | 1-2 | 1-0 | 0-2 | 50-54% | 17-10 | 9-3 | 8-7 |
| 3rd-Ahead: | 35-9 | 22-2 | 13-7 | 55-59% | 10-0 | 5-0 | 5-0 |
| -Behind: | 16-18 | 9-6 | 7-12 | +60% | 3-0 | 3-0 | 0-0 |
| -Tied: | 0-3 | 0-1 | 0-2 | | | | |
| 4th-Ahead: | 37-7 | 22-2 | 15-5 | | | | |
| -Behind: | 14-21 | 9-6 | 5-15 | | | | |
| -Tied: | 0-2 | 0-1 | 0-1 | | | | |





| TEAM TREND | HOME | AWAY | TTL | LAST GAME | TEAM TREND | HOME | AWAY | TTL | LAST GAME | PLAYER TREND | HOME | AWAY | TTL | LAST GAME |
|--|------|-------|-------|------------------|-----------------------------------|------|-------|-------|-----------------|----------------------------------|------|-------|-------|------------------|
| <4 Cavaliers w/ 10+ pts | 3-0 | 0-4 | 3-4 | @ ATL 3/28/23 | Cavaliers shoot 50.0% or better | 15-3 | 12-6 | 27-9 | @ ORL 4/6/23 | Kevin Love w/25+ pts | 1-0 | 0-0 | 1-0 | vs. NYK 10/30/22 |
| 4+ Cavaliers w/ 10+ pts | 28-9 | 20-17 | 48-26 | @ ORL 4/6/23 | Opp shoots 50.0% or better | 3-6 | 7-11 | 10-17 | @ ORL 4/4/23 | Kevin Love w/20+ pts | 1-0 | 2-0 | 3-0 | @ CHI 12/31/22 |
| 5+ Cavaliers w/ 10+ pts | 18-7 | 18-10 | 36-17 | @ ORL 4/6/23 | Cavaliers shoot 45.0% or better | 24-7 | 18-15 | 42-22 | @ ORL 4/6/23 | Kevin Love w/15+ pts | 1-0 | 3-1 | 4-1 | @ CHI 12/31/22 |
| 6+ Cavaliers w/ 10+ pts | 5-1 | 9-2 | 14-3 | @ BKN 3/23/23 | Cavaliers shoot 44.0% or below | 6-1 | 1-5 | 7-6 | vs. CHI 2/11/23 | Kevin Love w/10+ pts | 3-3 | 4-3 | 7-6 | vs. GSW 1/20/23 |
| 7+ Cavaliers w/ 10+ pts | 1-1 | 0-1 | 1-2 | @ IND 12/29/22 | Cavaliers shoot 40.0% or below | 1-0 | 0-3 | 1-3 | vs. PHX 1/4/23 | Kevin Love w/15+ REB | 1-0 | 0-0 | 1-0 | vs. CHI 1/2/23 |
| 8+ Cavaliers w/ 10+ pts | 0-0 | 0-0 | 0-0 | | Opp shoots 45.0% or better | 13-8 | 12-17 | 25-25 | @ ORL 4/4/23 | Kevin Love w/10+ REB | 3-0 | 2-0 | 5-0 | vs. CHI 1/2/23 |
| Cavaliers no 20+ pt scorer | 0-2 | 0-2 | 0-4 | vs. MIA 1/31/23 | Opp shoots 40.0% or below | 6-0 | 3-0 | 9-0 | @ ORL 4/6/23 | Kevin Love w/10+ asts | 0-0 | 1-0 | 1-0 | @ DET 11/4/22 |
| Opp no 20+ pt scorer | 4-0 | 4-0 | 8-0 | vs. IND 4/2/23 | Cavaliers w/10+ 3-pointers made | 20-8 | 14-14 | 34-22 | @ ORL 4/6/23 | Kevin Love w/3+ 3FGM | 4-3 | 3-1 | 7-4 | vs. GSW 1/20/23 |
| 2+ Cavaliers w/20+ pt scorer | 24-4 | 14-14 | 38-18 | vs. IND 4/2/23 | Opp w/10+ 3-pointers made | 17-9 | 9-18 | 26-27 | @ ORL 4/6/23 | Kevin Love w/double-double | 2-0 | 3-0 | 5-0 | vs. CHI 1/2/23 |
| 2+ Opp w/20+ pt scorer | 12-6 | 7-12 | 19-18 | @ ORL 4/4/23 | Cavaliers w/15+ 3-pointers made | 7-2 | 6-3 | 13-5 | @ ORL 4/6/23 | Darius Garland w/50+ pts | 0-1 | 0-0 | 0-1 | vs. MIN 11/13/22 |
| 3+ Cavaliers w/20+ pt scorer | 8-1 | 4-5 | 12-6 | @ ATL 3/28/23 | Opp w/15+ 3-pointers made | 2-7 | 0-10 | 2-17 | vs. NYK 3/31/23 | Darius Garland w/45+ pts | 0-2 | 0-0 | 0-2 | vs. BKN 12/26/22 |
| 3+ Opp w/20+ pt scorer | 4-3 | 0-1 | 4-4 | vs. PHI 3/15/23 | Cavaliers 3FG% 40.0% or better | 10-3 | 10-6 | 20-9 | @ ORL 4/6/23 | Darius Garland w/40+ pts | 1-2 | 0-0 | 1-2 | vs. BKN 12/26/22 |
| Cavaliers w/30+ pt scorer | 16-5 | 9-10 | 25-15 | @ ORL 4/4/23 | Opp 3FG% 40.0% or better | 4-9 | 3-16 | 7-25 | @ ORL 4/4/23 | Darius Garland w/35+ pts | 1-2 | 0-0 | 1-2 | vs. BKN 12/26/22 |
| Opp w/30+ pt scorer | 7-5 | 4-8 | 11-13 | vs. NYK 3/31/23 | Cavaliers FT% 80.0 or better | 16-4 | 12-11 | 28-15 | @ ORL 4/6/23 | Darius Garland w/30+ pts | 3-3 | 0-2 | 3-5 | @ ATL 2/24/23 |
| All 5 Starters w/10+ pts | 6-1 | 7-2 | 13-3 | @ BKN 3/23/23 | Opp FT% 80.0 or better | 19-3 | 7-10 | 26-13 | vs. IND 4/2/23 | Darius Garland w/25+ pts | 6-3 | 3-5 | 9-8 | @ ATL 3/28/23 |
| Opp 5 Starters w/10+ pts | 3-2 | 1-6 | 4-8 | vs. NYK 3/31/23 | Cavaliers FT% below 70.0 | 6-4 | 3-6 | 9-10 | vs. IND 4/2/23 | Darius Garland w/20+ pts | 15-5 | 8-11 | 23-16 | vs. IND 4/2/23 |
| 2+ reserves w/10+ pts | 8-3 | 8-3 | 16-6 | @ ORL 4/6/23 | Opp FT% below 70.0 | 6-3 | 4-3 | 10-6 | vs. NYK 3/31/23 | Darius Garland w/15+ pts | 24-9 | 12-18 | 36-27 | @ ORL 4/4/23 |
| Opp 2+ reserves w/10+ pts | 8-3 | 7-8 | 15-11 | @ ORL 4/4/23 | Cavaliers FTM >= Opp FTA | 15-2 | 6-4 | 21-6 | @ ORL 4/4/23 | Darius Garland w/10+ pts | 25-9 | 15-18 | 40-27 | @ ORL 4/4/23 |
| 3+ reserves w/10+ pts | 0-0 | 3-1 | 3-1 | @ ORL 4/6/23 | Opp FTM >= Cavaliers FTA | 6-4 | 5-10 | 11-14 | @ ORL 4/6/23 | Darius Garland w/10+ FTA | 0-2 | 3-2 | 3-4 | @ CHA 3/12/23 |
| Opp 3+ reserves w/10+ pts | 3-0 | 0-1 | 3-1 | vs. IND 4/2/23 | Cavaliers FG% >= Opp FG% | 23-4 | 9-6 | 32-10 | @ ORL 4/6/23 | Darius Garland w/10+ asts | 11-0 | 3-4 | 14-4 | @ ORL 4/4/23 |
| Cavaliers <20 pts. in 1st qtr | 7-0 | 1-1 | 8-1 | vs. BOS 3/6/23 | Opp FG% >= Cavaliers FG% | 6-5 | 8-13 | 14-18 | vs. NYK 3/31/23 | Darius Garland w/3+ 3FGM | 10-4 | 5-7 | 15-11 | @ MIA 3/8/23 |
| Opp <20 pts. in 1st qtr | 10-0 | 2-0 | 12-0 | vs. BOS 3/6/23 | Cavaliers w/30+ FTA | 5-3 | 5-1 | 10-4 | @ CHA 3/12/23 | Darius Garland w/3+ stls | 3-0 | 3-4 | 6-4 | @ BKN 3/23/23 |
| Cavaliers w/30+ pts in 1st qtr | 13-2 | 10-5 | 23-7 | @ ORL 4/6/23 | Opp w/30+ FTA | 1-2 | 1-4 | 2-6 | @ ATL 3/28/23 | Darius Garland w/double-double | 11-0 | 3-4 | 14-4 | @ ORL 4/4/23 |
| Opp w/30+ pts in 1st qtr | 5-7 | 9-8 | 14-15 | @ ORL 4/6/23 | Cavaliers w/20+ asts | 29-9 | 16-18 | 45-27 | @ ORL 4/6/23 | Evan Mobley w/35+ pts | 1-0 | 0-0 | 1-0 | vs. MIL 1/21/23 |
| Cavaliers under 50 pts 1st half | 3-2 | 0-4 | 3-6 | @ PHI 2/15/23 | Opp w/20+ asts | 20-9 | 14-17 | 34-26 | @ ORL 4/6/23 | Evan Mobley w/30+ pts | 1-1 | 0-0 | 1-1 | vs. DEN 2/23/23 |
| Opp under 50 pts 1st half | 17-1 | 6-4 | 23-5 | vs. HOU 3/26/23 | Cavaliers w/25+ asts | 17-3 | 12-9 | 29-12 | @ ORL 4/6/23 | Evan Mobley w/25+ pts | 2-1 | 3-1 | 5-2 | @ BKN 3/23/23 |
| Cavaliers 50+ pts 1st half | 28-7 | 20-17 | 48-24 | @ ORL 4/6/23 | Opp w/25+ asts | 10-5 | 7-11 | 17-16 | @ ORL 4/4/23 | Evan Mobley w/20+ pts | 6-1 | 5-6 | 11-7 | @ ATL 3/28/23 |
| Opp 50+ pts 1st half | 14-8 | 14-17 | 28-25 | @ ORL 4/6/23 | Cavaliers w/30+ asts | 8-2 | 4-1 | 12-3 | @ ORL 4/6/23 | Evan Mobley w/15+ pts | 20-4 | 13-11 | 33-15 | @ ATL 3/28/23 |
| Cavaliers 60+ pts in 1st half | 15-2 | 12-5 | 27-7 | @ ORL 4/6/23 | Opp w/30+ asts | 1-2 | 0-1 | 1-3 | vs. DEN 2/23/23 | Evan Mobley w/10+ pts | 26-8 | 17-20 | 43-28 | @ ORL 4/4/23 |
| Opp 60+ pts in 1st half | 6-5 | 3-9 | 9-14 | vs. IND 4/2/23 | Cavaliers asts >= Opp asts | 20-3 | 13-9 | 33-12 | @ ORL 4/6/23 | Evan Mobley w/10+ FTA | 0-0 | 2-0 | 2-0 | @ CHA 3/12/23 |
| Cavaliers lead by 10+ pts | 27-2 | 15-9 | 42-11 | @ ORL 4/6/23 | Opp asts >= Cavaliers asts | 8-6 | 5-11 | 13-17 | @ ORL 4/4/23 | Evan Mobley w/15+ REB | 3-0 | 1-3 | 4-3 | vs. IND 4/2/23 |
| Opp leads by 10+ pts | 10-8 | 7-17 | 17-25 | @ ORL 4/6/23 | Cavaliers w/12 or fewer TOs | 17-5 | 10-14 | 27-19 | @ ORL 4/4/23 | Evan Mobley w/10+ REB | 10-2 | 6-8 | 16-10 | vs. IND 4/2/23 |
| Games decided by 10+ points | 22-3 | 11-7 | 33-10 | @ ORL 4/6/23 | Opp w/12 or fewer TOs | 5-1 | 2-10 | 7-11 | vs. NYK 3/31/23 | Evan Mobley w/3+ stls | 0-0 | 1-1 | 1-1 | @ NOP 2/10/23 |
| Games decided by 4-9 points | 6-5 | 7-7 | 13-12 | @ ORL 4/4/23 | Cavaliers w/20+ TOs | 1-0 | 1-0 | 2-0 | @ CHI 12/31/22 | Evan Mobley w/double-double | 9-1 | 6-8 | 15-9 | vs. IND 4/2/23 |
| Games decided by 3 or less points | 3-1 | 2-7 | 5-8 | @ ATL 3/28/23 | Opp w/20+ TOs | 2-0 | 3-1 | 5-1 | @ ORL 4/6/23 | Donovan Mitchell w/55+ pts | 1-0 | 0-0 | 1-0 | vs. CHI 1/2/23 |
| Both teams score 100+ pts | 16-7 | 12-18 | 28-25 | @ ORL 4/4/23 | Cavaliers TO >= Opp TO | 9-2 | 4-7 | 13-9 | vs. NYK 3/31/23 | Donovan Mitchell w/50+ pts | 1-0 | 0-0 | 1-0 | vs. CHI 1/2/23 |
| Both teams under 100 pts | 2-0 | 0-1 | 2-1 | vs. CHI 2/11/23 | Opp TO >= Cavaliers TO | 20-6 | 15-14 | 35-20 | @ ORL 4/6/23 | Donovan Mitchell w/45+ pts | 1-0 | 0-1 | 1-1 | @ UTA 1/10/23 |
| Cavaliers score under 100 pts | 2-2 | 0-3 | 2-5 | vs. CHI 2/11/23 | Cavaliers w/50+ REB | 5-0 | 1-0 | 6-0 | vs. BOS 3/6/23 | Donovan Mitchell w/40+ pts | 6-1 | 2-4 | 8-5 | @ ORL 4/4/23 |
| Opp scores under 100 pts | 15-0 | 8-1 | 23-1 | @ ORL 4/6/23 | Opp w/50+ REB | 3-0 | 0-4 | 3-4 | @ ATL 3/28/23 | Donovan Mitchell w/35+ pts | 10-1 | 2-5 | 12-6 | @ ORL 4/4/23 |
| Cavaliers score 100+ pts | 29-7 | 20-18 | 49-25 | @ ORL 4/6/23 | Cavaliers REB >= Opp REB | 19-0 | 13-7 | 32-7 | @ ORL 4/6/23 | Donovan Mitchell w/30+ pts | 13-1 | 9-8 | 22-9 | @ ORL 4/4/23 |
| Opp scores 100+ pts | 16-9 | 12-20 | 28-29 | @ ORL 4/4/23 | Opp REB >= Cavaliers REB | 11-9 | 7-14 | 18-23 | @ ORL 4/4/23 | Donovan Mitchell w/20+ pts | 22-3 | 13-15 | 35-18 | @ ORL 4/4/23 |
| Cavaliers score 110+ pts | 25-4 | 16-11 | 41-15 | @ ORL 4/6/23 | Cavaliers w/10+ more REB than Opp | 6-0 | 4-3 | 10-3 | vs. DET 2/8/23 | Donovan Mitchell w/10+ REB | 2-0 | 0-1 | 2-1 | vs. BOS 3/6/23 |
| Opp scores 110+ pts | 6-7 | 4-16 | 10-23 | @ ORL 4/4/23 | Opp w/10+ more REB than CLE | 2-4 | 4-5 | 6-9 | @ ORL 4/4/23 | Donovan Mitchell w/10+ asts | 2-0 | 0-0 | 2-0 | vs. CHI 1/2/23 |
| Cavaliers tied or lead after the 3rd qtr | 23-3 | 16-6 | 39-9 | @ ORL 4/6/23 | Cavaliers w/10+ stls | 5-1 | 3-0 | 8-1 | @ ORL 4/6/23 | Donovan Mitchell w/3+ 3FGM | 19-4 | 8-12 | 27-16 | @ ORL 4/4/23 |
| Cavaliers tied or lead at halftime | 22-3 | 13-9 | 35-12 | @ ORL 4/6/23 | Opp w/10+ stls | 3-2 | 3-4 | 6-6 | vs. SAS 2/13/23 | Donovan Mitchell w/3+ stls | 5-4 | 1-2 | 6-6 | vs. IND 4/2/23 |
| Cavaliers tied or lead after 1st qtr | 25-2 | 10-8 | 35-10 | vs. IND 4/2/23 | 2+ Cavaliers w/double-double | 13-0 | 8-5 | 21-5 | @ BKN 3/23/23 | Donovan Mitchell w/double-double | 4-0 | 0-1 | 4-1 | vs. BOS 3/6/23 |
| Cavaliers trailing after the 3rd qtr | 8-6 | 4-15 | 12-21 | vs. IND 4/2/23 | 2+ Opp w/double-double | 6-3 | 4-5 | 10-8 | @ ORL 4/4/23 | Isaac Okoro w/20+ pts | 0-0 | 1-0 | 1-0 | @ IND 2/5/23 |
| Cavaliers trailing at halftime | 9-6 | 7-12 | 16-18 | @ ORL 4/4/23 | 3+ Cavaliers w/double-double | 3-0 | 0-0 | 3-0 | vs. BOS 3/6/23 | Isaac Okoro w/15+ pts | 0-1 | 1-2 | 1-3 | @ MIA 3/10/23 |
| Cavaliers trailing after 1st qtr | 6-7 | 10-13 | 16-20 | @ ORL 4/6/23 | 3+ Opp w/double-double | 0-1 | 0-2 | 0-3 | @ ATL 3/28/23 | Isaac Okoro w/10+ pts | 6-1 | 7-4 | 13-5 | @ BKN 3/23/23 |
| 1st game Back-to-Back | 2-3 | 7-0 | 9-3 | @ CHA 3/14/23 | Cavaliers PTP >= Opp PTP | 22-7 | 12-16 | 34-23 | @ ORL 4/6/23 | Isaac Okoro w/3+ 3FGM | 0-0 | 4-1 | 4-1 | @ BKN 3/23/23 |
| 2nd game Back-to-Back | 6-1 | 1-4 | 7-5 | vs. PHI 3/15/23 | Opp PTP >= Cavaliers PTP | 7-2 | 7-4 | 14-6 | @ ORL 4/4/23 | Isaac Okoro w/3+ stls | 2-0 | 0-1 | 2-1 | vs. MEM 2/2/23 |
| 1st game after a win | 19-4 | 12-15 | 31-19 | @ ORL 4/6/23 | Cavaliers 2CP >= Opp 2CP | 17-3 | 10-7 | 27-10 | vs. IND 4/2/23 | Jarrett Allen w/20+ pts | 11-0 | 4-2 | 15-2 | vs. HOU 3/26/23 |
| 1st game after a loss | 12-5 | 8-5 | 20-10 | vs. IND 4/2/23 | Opp 2CP >= Cavaliers 2CP | 9-6 | 9-11 | 18-17 | @ ORL 4/6/23 | Jarrett Allen w/15+ pts | 19-0 | 7-5 | 26-5 | vs. IND 4/2/23 |
| On Monday | 6-1 | 1-3 | 7-4 | vs. BOS 3/6/23 | Cavaliers FB Pts >= Opp FB Pts | 14-3 | 8-12 | 22-15 | @ ORL 4/6/23 | Jarrett Allen w/10+ pts | 21-4 | 14-13 | 35-17 | @ ORL 4/4/23 |
| On Tuesday | 1-1 | 3-3 | 4-4 | @ ORL 4/4/23 | Opp FB Pts >= Cavaliers FB Pts | 15-6 | 12-8 | 27-14 | @ ORL 4/4/23 | Jarrett Allen w/10+ FTA | 1-0 | 0-0 | 1-0 | vs. OKC 12/10/22 |
| On Wednesday | 7-1 | 2-6 | 9-7 | vs. PHI 3/15/23 | | | | | | Jarrett Allen w/15+ REB | 3-0 | 0-1 | 3-1 | vs. DET 2/8/23 |
| On Thursday | 1-1 | 4-1 | 5-2 | @ ORL 4/6/23 | | | | | | Jarrett Allen w/10+ REB | 18-3 | 11-5 | 29-8 | vs. HOU 3/26/23 |
| On Friday | 4-4 | 3-6 | 7-10 | vs. NYK 3/31/23 | | | | | | Jarrett Allen w/3+ stls | 1-0 | 1-1 | 2-1 | @ BOS 3/1/23 |
| On Saturday | 5-0 | 2-1 | 7-1 | vs. DET 3/4/23 | | | | | | Jarrett Allen w/double-double | 15-3 | 10-4 | 25-7 | vs. HOU 3/26/23 |
| On Sunday | 7-1 | 5-1 | 12-2 | vs. IND 4/2/23 | | | | | | | | | | |
| January | 5-2 | 3-6 | 8-8 | vs. MIA 1/31/23 | | | | | | | | | | |
| February | 5-1 | 3-2 | 8-3 | vs. TOR 2/26/23 | | | | | | | | | | |
| March | 4-2 | 5-3 | 9-5 | vs. NYK 3/31/23 | | | | | | | | | | |
| April | 1-0 | 2-0 | 3-0 | @ ORL 4/6/23 | | | | | | | | | | |
| October | 3-0 | 2-1 | 5-1 | vs. NYK 10/30/22 | | | | | | | | | | |
| November | 6-1 | 3-6 | 9-7 | vs. PHI 11/30/22 | | | | | | | | | | |





December 7-3 2-3 9-6 @ CHI 12/31/22



| Date | Opponent | H-R | W-L | Score CLE-OPP | Home Record | Road Record | Total Record | Cavaliers Hi Scorer | PT | Cavaliers Hi Rebr | | Cavaliers Rb | Cavaliers Hi Assists | Opponent AST | Opponent Hi Scorer | PT | Attend |
|------------|------------------|-----|-----|------------------|----------------|----------------|-----------------|------------------------|----|----------------------------|--|-----------------|-------------------------|-----------------|------------------------|----|--------|
| 10/19/2022 | at Raptors | R | L | 105-108 | 0-0 | 0-1 | 0-1 | D. Mitchell | 31 | J. Allen | | 10 | D. Mitchell | 9 | P. Siakam | 23 | 19,800 |
| 10/22/2022 | at Bulls | R | W | 128-96 | 0-0 | 1-1 | 1-1 | D. Mitchell | 32 | K. Love | | 12 | D. Mitchell/C. LeVert | 8 | Z. LaVine | 23 | 21,089 |
| 10/23/2022 | Wizards | H | W | 117-107 | 1-0 | 1-1 | 2-1 | D. Mitchell | 37 | J. Allen | | 14 | D. Mitchell/C. LeVert | 4 | B. Beal | 27 | 19,432 |
| 10/26/2022 | Magic | H | W | 103-92 | 2-0 | 1-1 | 3-1 | E. Mobley | 20 | J. Allen | | 16 | D. Mitchell | 8 | P. Banchemo | 29 | 0 |
| 10/28/2022 | at Celtics | R | W | 132-123 | 2-0 | 2-1 | 4-1 | C. LeVert/D. Mitchell | 41 | J. Allen | | 11 | C. LeVert | 7 | J. Brown/J. Tatum | 32 | 19,156 |
| 10/30/2022 | Knicks | H | W | 121-108 | 3-0 | 2-1 | 5-1 | D. Mitchell | 38 | J. Allen | | 13 | D. Mitchell | 12 | E. Fournier/J. Brunson | 16 | 19,432 |
| 11/02/2022 | Celtics | H | W | 114-113 | 4-0 | 2-1 | 6-1 | D. Garland | 29 | J. Allen | | 14 | D. Garland | 12 | J. Brown | 30 | 19,432 |
| 11/04/2022 | at Pistons | R | W | 112-88 | 4-0 | 3-1 | 7-1 | J. Allen | 23 | K. Love/E. Mobley | | 8 | K. Love | 10 | C. Cunningham | 19 | 18,744 |
| 11/06/2022 | at Lakers | R | W | 114-100 | 4-0 | 4-1 | 8-1 | D. Mitchell | 33 | J. Allen | | 11 | D. Garland | 7 | L. James | 27 | 18,997 |
| 11/07/2022 | at Clippers | R | L | 117-119 | 4-0 | 4-2 | 8-2 | D. Mitchell | 30 | J. Allen | | 20 | D. Garland | 12 | P. George | 26 | 16,516 |
| 11/09/2022 | at Kings | R | L | 120-127 | 4-0 | 4-3 | 8-3 | D. Mitchell | 38 | C. LeVert | | 10 | D. Garland | 8 | D. Saponis | 21 | 13,816 |
| 11/11/2022 | at Warriors | R | L | 101-106 | 4-0 | 4-4 | 8-4 | D. Mitchell | 29 | E. Mobley | | 13 | D. Mitchell | 9 | S. Curry | 40 | 18,064 |
| 11/13/2022 | Timberwolves | H | L | 124-129 | 4-1 | 4-4 | 8-5 | D. Garland | 51 | E. Mobley | | 13 | D. Garland | 6 | D. Russell | 30 | 19,432 |
| 11/16/2022 | at Bucks | R | L | 98-113 | 4-1 | 4-5 | 8-6 | D. Mitchell/D. Garland | 23 | K. Love/E. Mobley | | 7 | D. Garland | 8 | B. Lopez | 29 | 17,341 |
| 11/18/2022 | Hornets | H | W | 132-122 | 5-1 | 4-5 | 9-6 | D. Garland | 41 | E. Mobley | | 18 | D. Garland/D. Mitchell | 6 | K. Oubre Jr. | 34 | 19,432 |
| 11/20/2022 | Heat | H | W | 113-87 | 6-1 | 4-5 | 10-6 | D. Garland | 25 | C. Osman | | 12 | D. Garland | 7 | B. Adebayo | 21 | 19,432 |
| 11/21/2022 | Hawks | H | W | 114-102 | 7-1 | 4-5 | 11-6 | D. Mitchell | 29 | J. Allen | | 11 | D. Mitchell/D. Garland | 9 | T. Young | 25 | 19,432 |
| 11/23/2022 | Trail Blazers | H | W | 114-96 | 8-1 | 4-5 | 12-6 | D. Mitchell | 34 | J. Allen | | 13 | D. Garland | 12 | J. Nurkic | 22 | 19,432 |
| 11/25/2022 | at Bucks | R | L | 102-117 | 8-1 | 4-6 | 12-7 | D. Mitchell | 29 | D. Wade | | 12 | D. Garland | 3 | G. Antetokounmpo | 38 | 17,447 |
| 11/27/2022 | at Pistons | R | W | 102-94 | 8-1 | 5-6 | 13-7 | D. Mitchell | 32 | E. Mobley | | 13 | D. Garland | 10 | M. Bagley III | 19 | 18,240 |
| 11/28/2022 | at Raptors | R | L | 88-100 | 8-1 | 5-7 | 13-8 | D. Garland/E. Mobley | 18 | E. Mobley | | 15 | D. Garland | 10 | O. Anunoby | 20 | 19,800 |
| 11/30/2022 | 76ers | H | W | 113-85 | 9-1 | 5-7 | 14-8 | C. LeVert | 22 | E. Mobley | | 8 | D. Garland | 9 | J. Embiid | 19 | 19,432 |
| 12/02/2022 | Magic | H | W | 107-96 | 10-1 | 5-7 | 15-8 | D. Mitchell | 34 | E. Mobley | | 13 | D. Garland | 6 | P. Banchemo | 22 | 19,432 |
| 12/04/2022 | at Knicks | R | L | 81-92 | 10-1 | 5-8 | 15-9 | D. Mitchell | 23 | E. Mobley | | 10 | D. Mitchell | 5 | J. Brunson | 23 | 19,007 |
| 12/06/2022 | Lakers | H | W | 116-102 | 11-1 | 5-8 | 16-9 | D. Mitchell | 43 | E. Mobley | | 12 | D. Garland | 11 | L. James | 21 | 19,432 |
| 12/09/2022 | Kings | H | L | 95-106 | 11-2 | 5-8 | 16-10 | C. LeVert | 22 | L. Stevens/J. Allen | | 8 | C. LeVert/D. Garland | 6 | H. Barnes | 20 | 19,432 |
| 12/10/2022 | Thunder | H | W | 110-102 | 12-2 | 5-8 | 17-10 | C. LeVert | 22 | E. Mobley | | 12 | D. Garland | 8 | S. Gilgeous-Alexander | 23 | 19,432 |
| 12/12/2022 | at Spurs | R | L | 111-112 | 12-2 | 5-9 | 17-11 | D. Mitchell | 28 | E. Mobley | | 13 | D. Garland | 9 | J. Richardson | 24 | 13,434 |
| 12/14/2022 | at Mavericks | R | W | 105-90 | 12-2 | 6-9 | 18-11 | D. Mitchell | 34 | L. Stevens | | 11 | E. Mobley/D. Garland | 6 | L. Dončić | 30 | 20,093 |
| 12/16/2022 | Pacers | H | W | 118-112 | 13-2 | 6-9 | 19-11 | D. Mitchell | 41 | E. Mobley | | 9 | D. Garland | 10 | B. Mathurin | 22 | 19,432 |
| 12/17/2022 | Mavericks | H | W | 100-99 | 14-2 | 6-9 | 20-11 | D. Mitchell | 25 | J. Allen | | 15 | D. Garland | 12 | K. Walker | 32 | 19,432 |
| 12/19/2022 | Jazz | H | W | 122-99 | 15-2 | 6-9 | 21-11 | D. Mitchell | 23 | J. Allen | | 11 | D. Garland | 8 | L. Markkanen | 24 | 19,432 |
| 12/21/2022 | Bucks | H | W | 114-106 | 16-2 | 6-9 | 22-11 | D. Mitchell | 36 | K. Love | | 9 | D. Mitchell | 6 | G. Antetokounmpo | 45 | 19,432 |
| 12/23/2022 | Raptors | H | L | 107-118 | 16-3 | 6-9 | 22-12 | D. Garland | 17 | E. Mobley | | 8 | D. Garland | 8 | P. Siakam/O. Anunoby | 26 | 19,432 |
| 12/26/2022 | Nets | H | L | 117-125 | 16-4 | 6-9 | 22-13 | D. Garland | 46 | J. Allen | | 11 | D. Garland | 8 | K. Irving/K. Durant | 32 | 19,432 |
| 12/29/2022 | at Pacers | R | L | 126-135 | 16-4 | 6-10 | 22-14 | D. Mitchell | 28 | J. Allen | | 14 | D. Garland | 8 | T. Haliburton | 29 | 17,274 |
| 12/31/2022 | at Bulls | R | W | 103-102 | 16-4 | 7-10 | 23-14 | C. LeVert | 23 | J. Allen | | 10 | D. Mitchell | 6 | D. DeRozan | 21 | 21,524 |
| 01/02/2023 | Bulls | H | W | 145-134 | 17-4 | 7-10 | 24-14 | D. Mitchell | 71 | K. Love | | 17 | D. Mitchell | 11 | D. DeRozan | 44 | 19,432 |
| 01/04/2023 | Suns | H | W | 90-88 | 18-4 | 7-10 | 25-14 | C. LeVert | 21 | K. Love/E. Mobley/J. Allen | | 8 | D. Mitchell | 9 | C. Paul | 25 | 19,432 |
| 01/06/2023 | at Nuggets | R | L | 108-121 | 18-4 | 7-11 | 25-15 | C. LeVert | 22 | E. Mobley/J. Allen | | 9 | D. Garland | 8 | N. Jokic | 28 | 19,638 |
| 01/08/2023 | at Suns | R | W | 112-98 | 18-4 | 8-11 | 26-15 | D. Garland/D. Mitchell | 22 | J. Allen | | 12 | D. Garland/C. LeVert | 7 | D. Washington Jr. | 25 | 17,071 |
| 01/10/2023 | at Jazz | R | L | 114-116 | 18-4 | 8-12 | 26-16 | D. Mitchell | 46 | K. Love | | 9 | D. Garland/D. Mitchell | 6 | J. Clarkson | 32 | 18,206 |
| 01/12/2023 | at Trail Blazers | R | W | 119-113 | 18-4 | 9-12 | 27-16 | D. Mitchell | 26 | J. Allen | | 10 | D. Garland | 10 | D. Lillard | 50 | 18,105 |
| 01/14/2023 | at Timberwolves | R | L | 102-110 | 18-4 | 9-13 | 27-17 | E. Mobley/J. Allen | 19 | K. Love/E. Mobley/J. Allen | | 8 | D. Mitchell | 6 | A. Edwards | 26 | 17,136 |
| 01/16/2023 | Pelicans | H | W | 113-103 | 19-4 | 9-13 | 28-17 | D. Garland | 30 | J. Allen | | 11 | D. Garland | 11 | C. McCollum | 25 | 19,432 |
| 01/18/2023 | at Grizzlies | R | L | 114-115 | 19-4 | 9-14 | 28-18 | D. Garland | 24 | E. Mobley | | 15 | D. Garland | 14 | D. Bane | 25 | 16,892 |
| 01/20/2023 | Warriors | H | L | 114-120 | 19-5 | 9-14 | 28-19 | D. Garland | 31 | J. Allen | | 8 | D. Garland | 9 | J. Poole | 32 | 19,432 |
| 01/21/2023 | Bucks | H | W | 114-102 | 20-5 | 9-14 | 29-19 | E. Mobley | 38 | E. Mobley | | 9 | D. Garland | 10 | J. Holiday | 28 | 19,432 |
| 01/24/2023 | at Knicks | R | L | 103-105 | 20-5 | 9-15 | 29-20 | D. Mitchell/J. Allen | 24 | J. Allen | | 12 | D. Mitchell | 8 | J. Randle | 36 | 19,812 |
| 01/26/2023 | at Rockets | R | W | 113-95 | 20-5 | 10-15 | 30-20 | D. Garland | 26 | J. Allen/E. Mobley | | 10 | D. Garland | 9 | T. Eason | 18 | 16,327 |
| 01/27/2023 | at Thunder | R | L | 100-112 | 20-5 | 10-16 | 30-21 | D. Garland | 31 | E. Mobley | | 11 | D. Garland | 13 | S. Gilgeous-Alexander | 35 | 16,236 |
| 01/29/2023 | Clippers | H | W | 122-99 | 21-5 | 10-16 | 31-21 | C. Osman | 29 | E. Mobley | | 9 | D. Garland | 10 | B. Boston Jr. | 24 | 19,432 |
| 01/31/2023 | Heat | H | L | 97-100 | 21-6 | 10-16 | 31-22 | E. Mobley | 19 | J. Allen | | 14 | D. Mitchell | 9 | J. Butler | 23 | 19,432 |
| 02/02/2023 | Grizzlies | H | W | 128-113 | 22-6 | 10-16 | 32-22 | D. Garland | 32 | E. Mobley | | 11 | D. Garland | 11 | D. Bane | 25 | 19,432 |
| 02/05/2023 | at Pacers | R | W | 122-103 | 22-6 | 11-16 | 33-22 | D. Garland | 24 | J. Allen | | 13 | R. Rubio | 9 | M. Turner | 27 | 17,274 |
| 02/06/2023 | at Wizards | R | W | 114-91 | 22-6 | 12-16 | 34-22 | D. Garland/J. Allen | 23 | C. LeVert/J. Allen | | 8 | D. Garland/D. Mitchell | 5 | K. Porzingis | 18 | 16,744 |
| 02/08/2023 | Pistons | H | W | 113-85 | 23-6 | 12-16 | 35-22 | J. Allen | 20 | J. Allen | | 16 | R. Neto | 8 | B. Bogdanovic | 15 | 19,432 |
| 02/10/2023 | at Pelicans | R | W | 118-107 | 23-6 | 13-16 | 36-22 | D. Mitchell | 30 | E. Mobley | | 13 | C. LeVert | 9 | B. Ingram | 25 | 16,398 |
| 02/11/2023 | Bulls | H | W | 97-89 | 24-6 | 13-16 | 37-22 | D. Mitchell | 29 | J. Allen/D. Mitchell | | 10 | D. Garland | 7 | Z. LaVine | 23 | 19,432 |
| 02/13/2023 | Spurs | H | W | 117-109 | 25-6 | 13-16 | 38-22 | D. Mitchell | 41 | J. Allen | | 11 | D. Garland | 7 | K. Johnson | 25 | 19,432 |
| 02/15/2023 | at 76ers | R | L | 112-118 | 25-6 | 13-17 | 38-23 | D. Mitchell | 33 | E. Mobley | | 9 | D. Garland | 6 | J. Embiid | 29 | 21,134 |
| 02/23/2023 | Nuggets | H | L | 109-115 | 25-7 | 13-17 | 38-24 | E. Mobley | 31 | J. Allen | | 13 | C. LeVert | 9 | M. Porter Jr. | 25 | 19,432 |
| 02/24/2023 | at Hawks | R | L | 119-136 | 25-7 | 13-18 | 38-25 | D. Garland | 33 | J. Allen | | 9 | R. Neto/L. Stevens | 4 | T. Young | 34 | 18,065 |
| 02/26/2023 | Raptors | H | W | 118-93 | 26-7 | 13-18 | 39-25 | D. Mitchell | 35 | J. Allen | | 11 | D. Garland | 11 | P. Siakam | 25 | 19,432 |
| 03/01/2023 | at Celtics | R | L | 113-117 | 26-7 | 13-19 | 39-26 | D. Mitchell | 44 | E. Mobley | | 13 | D. Garland | 9 | J. Tatum | 41 | 19,156 |
| 03/04/2023 | Pistons | H | W | 114-90 | 27-7 | 13-19 | 40-26 | D. Garland | 21 | E. Mobley | | 11 | D. Garland | 7 | M. Bagley III | 20 | 19,432 |
| 03/06/2023 | Celtics | H | W | 118-114 | 28-7 | 13-19 | 41-26 | D. Mitchell | 40 | E. Mobley | | 17 | D. Garland | 12 | J. Brown | 32 | 19,432 |
| 03/08/2023 | at Heat | R | W | 104-100 | 28-7 | 14-19 | 42-26 | D. Garland | 25 | J. Allen | | 12 | D. Garland | 7 | J. Butler | 28 | 19,600 |
| 03/10/2023 | at Heat | R | L | 115-119 | 28-7 | 14-20 | 42-27 | D. Mitchell | 42 | J. Allen | | 13 | R. Rubio | 8 | J. Butler | 33 | 19,757 |
| 03/12/2023 | at Hornets | R | W | 114-108 | 28-7 | 15-20 | 43-27 | D. Garland | 28 | E. Mobley | | 9 | D. Garland | 6 | T. Rozier | 27 | 17,342 |
| 03/14/2023 | at Hornets | R | W | 120-104 | 28-7 | 16-20 | 44-27 | E. Mobley | 26 | E. Mobley | | 6 | C. LeVert/D. Garland | 7 | K. Oubre Jr. | 28 | 14,690 |
| 03/15/2023 | 76ers | H | L | 109-118 | 28-8 | 16-20 | 44-28 | C. LeVert | 24 | E. Mobley | | 12 | C. LeVert | 6 | J. Embiid | 36 | 19,432 |
| 03/17/2023 | Wizards | H | W | 117-94 | 29-8 | 16-20 | 45-28 | D. Garland | 24 | E. Mobley | | 8 | D. Garland | 9 | B. Beal | 22 | 19,432 |
| 03/21/2023 | at Nets | R | W | 115-109 | 29-8 | 17-20 | 46-28 | D. Mitchell | 31 | J. Allen | | 14 | D. Garland | 6 | D. Sharpe | 20 | 17,732 |
| 03/23/2023 | at Nets | R | W | 116-114 | 29-8 | 18-20 | 47-28 | D. Mitchell | 31 | E. Mobley | | 16 | D. Garland | 8 | M. Bridges | 32 | 17,732 |
| 03/26/2023 | Rockets | H | W | 108-91 | 30-8 | 18-20 | 48-28 | J. Allen | 24 | J. Allen | | 14 | D. Garland | 8 | J. Green | 30 | 19,432 |
| 03/28/2023 | at Hawks | R | L | 118-120 | 30-8 | 18-21 | 48-29 | D. Mitchell | 44 | E. Mobley | | 15 | E. Mobley | 6 | D. Murray | 29 | 17,748 |
| 03/31/2023 | Knicks | H | L | 116-130 | 30-9 | 18-21 | 48-30 | D. Mitchell | 42 | E. Mobley/L. Stevens | | 7 | D. Garland | 9 | J. Brunson | 48 | 19,432 |
| 04/02/2023 | Pacers | H | W | 115-105 | 31-9 | 18-21 | 49-30 | D. Mitchell | 40 | E. Mobley | | 16 | D. Garland | 6 | B. Mathurin | 19 | 19,432 |
| 04/04/2023 | at Magic | R | W | 117-113 | 31-9 | 19-21 | 50-30 | D. Mitchell | 43 | J. Allen/E. Mobley | | 7 | D. Garland | 10 | M. Fultz | 23 | 19,432 |
| 04/06/2023 | at Magic | R | W | 118-94 | 31-9 | 20-21 | 51-30 | D. Green | 21 | M. Diakite | | 8 | R. Neto | 8 | J. Suggs | 22 | 19,235 |
| 04/09/2023 | Hornets | -- | -- | -- | -- | -- | -- | -- | -- | -- | | -- | -- | -- | -- | -- | -- |



2022-23 REGULAR SEASON GAME-BY-GAME STATS

| DATE | GAME | W/L | FG | FGA | PCT | 3FG | 3FGA | PCT | FT | FTA | PCT | OR | DR | REB | AST | PF | ST | TO | BS | PTS |
|--------|-------------------|-----|----|-----|-------|-----|------|-------|----|-----|-------|----|----|-----|-----|----|----|----|----|-----|
| 10/19 | Cavaliers | L | 38 | 77 | 0.494 | 10 | 28 | 0.357 | 19 | 23 | 0.826 | 6 | 32 | 38 | 25 | 21 | 5 | 17 | 5 | 105 |
| 19,800 | at Raptors | | 36 | 86 | 0.419 | 13 | 30 | 0.433 | 23 | 32 | 0.719 | 12 | 29 | 41 | 19 | 23 | 15 | 13 | 4 | 108 |
| 10/22 | Cavaliers | W | 48 | 85 | 0.565 | 16 | 27 | 0.593 | 16 | 18 | 0.889 | 8 | 40 | 48 | 32 | 17 | 4 | 18 | 5 | 128 |
| 21,089 | at Bulls | | 34 | 84 | 0.405 | 7 | 29 | 0.241 | 21 | 25 | 0.840 | 10 | 25 | 35 | 19 | 19 | 12 | 10 | 7 | 96 |
| 10/23 | Cavaliers | W | 41 | 96 | 0.427 | 13 | 33 | 0.394 | 22 | 25 | 0.880 | 16 | 32 | 48 | 19 | 20 | 10 | 13 | 5 | 117 |
| 19,432 | vs. Wizards | | 43 | 87 | 0.494 | 12 | 28 | 0.429 | 9 | 15 | 0.600 | 4 | 31 | 35 | 25 | 24 | 9 | 20 | 4 | 107 |
| 10/26 | Cavaliers | W | 36 | 87 | 0.414 | 10 | 33 | 0.303 | 21 | 30 | 0.700 | 12 | 31 | 43 | 25 | 22 | 6 | 13 | 3 | 103 |
| | vs. Magic | | 35 | 81 | 0.432 | 6 | 24 | 0.250 | 16 | 21 | 0.762 | 10 | 33 | 43 | 19 | 29 | 6 | 17 | 6 | 92 |
| 10/28 | Cavaliers | W | 45 | 87 | 0.517 | 16 | 35 | 0.457 | 26 | 34 | 0.765 | 9 | 33 | 42 | 18 | 28 | 5 | 16 | 2 | 132 |
| 19,156 | at Celtics | | 42 | 82 | 0.512 | 13 | 33 | 0.394 | 26 | 32 | 0.813 | 5 | 29 | 34 | 28 | 27 | 9 | 19 | 2 | 123 |
| 10/30 | Cavaliers | W | 41 | 89 | 0.461 | 23 | 50 | 0.460 | 16 | 19 | 0.842 | 10 | 33 | 43 | 33 | 22 | 3 | 14 | 5 | 121 |
| 19,432 | vs. Knicks | | 45 | 92 | 0.489 | 10 | 27 | 0.370 | 8 | 16 | 0.500 | 12 | 33 | 45 | 26 | 25 | 9 | 14 | 2 | 108 |
| 11/2 | Cavaliers | W | 42 | 100 | 0.420 | 11 | 39 | 0.282 | 19 | 24 | 0.792 | 9 | 42 | 51 | 24 | 23 | 6 | 11 | 4 | 114 |
| 19,432 | vs. Celtics | | 38 | 93 | 0.409 | 11 | 41 | 0.268 | 26 | 27 | 0.963 | 8 | 44 | 52 | 26 | 24 | 5 | 14 | 9 | 113 |
| 11/4 | Cavaliers | W | 44 | 81 | 0.543 | 11 | 26 | 0.423 | 13 | 16 | 0.813 | 10 | 37 | 47 | 30 | 15 | 5 | 19 | 13 | 112 |
| 18,744 | at Pistons | | 31 | 83 | 0.373 | 13 | 37 | 0.351 | 13 | 15 | 0.867 | 9 | 25 | 34 | 16 | 22 | 10 | 19 | 6 | 88 |
| 11/6 | Cavaliers | W | 37 | 84 | 0.440 | 8 | 32 | 0.250 | 32 | 36 | 0.889 | 9 | 39 | 48 | 19 | 20 | 7 | 14 | 6 | 114 |
| 18,997 | at Lakers | | 40 | 87 | 0.460 | 8 | 27 | 0.296 | 12 | 21 | 0.571 | 10 | 33 | 43 | 24 | 26 | 4 | 17 | 4 | 100 |
| 11/7 | Cavaliers | L | 43 | 83 | 0.518 | 16 | 33 | 0.485 | 15 | 21 | 0.714 | 10 | 38 | 48 | 29 | 21 | 6 | 17 | 2 | 117 |
| 16,516 | at Clippers | | 40 | 79 | 0.506 | 17 | 38 | 0.447 | 22 | 28 | 0.786 | 4 | 27 | 31 | 19 | 19 | 8 | 9 | 2 | 119 |
| 11/9 | Cavaliers | L | 46 | 86 | 0.535 | 11 | 26 | 0.423 | 17 | 20 | 0.850 | 12 | 30 | 42 | 24 | 23 | 4 | 18 | 1 | 120 |
| 13,816 | at Kings | | 40 | 76 | 0.526 | 17 | 39 | 0.436 | 30 | 35 | 0.857 | 2 | 22 | 24 | 30 | 20 | 12 | 9 | 4 | 127 |
| 11/11 | Cavaliers | L | 37 | 92 | 0.402 | 8 | 30 | 0.267 | 19 | 26 | 0.731 | 14 | 32 | 46 | 25 | 17 | 6 | 13 | 3 | 101 |
| 18,064 | at Warriors | | 40 | 82 | 0.488 | 15 | 36 | 0.417 | 11 | 14 | 0.786 | 8 | 36 | 44 | 29 | 27 | 5 | 15 | 3 | 106 |
| 11/13 | Cavaliers | L | 40 | 89 | 0.449 | 17 | 34 | 0.500 | 27 | 39 | 0.692 | 16 | 24 | 40 | 22 | 22 | 6 | 10 | 1 | 124 |
| 19,432 | vs. Timberwolves | | 46 | 82 | 0.561 | 12 | 24 | 0.500 | 25 | 34 | 0.735 | 11 | 36 | 47 | 30 | 30 | 5 | 13 | 4 | 129 |
| 11/16 | Cavaliers | L | 36 | 84 | 0.429 | 12 | 28 | 0.429 | 14 | 17 | 0.824 | 6 | 28 | 34 | 22 | 18 | 7 | 8 | 7 | 98 |
| 17,341 | at Bucks | | 41 | 86 | 0.477 | 16 | 39 | 0.410 | 15 | 27 | 0.556 | 13 | 39 | 52 | 26 | 16 | 5 | 14 | 6 | 113 |
| 11/18 | Cavaliers | W | 49 | 92 | 0.533 | 8 | 28 | 0.286 | 26 | 32 | 0.813 | 7 | 43 | 50 | 25 | 25 | 8 | 20 | 8 | 132 |
| 19,432 | vs. Hornets | | 44 | 110 | 0.400 | 14 | 44 | 0.318 | 20 | 24 | 0.833 | 7 | 36 | 53 | 24 | 33 | 11 | 16 | 6 | 122 |
| 11/20 | Cavaliers | W | 44 | 83 | 0.530 | 13 | 37 | 0.351 | 12 | 16 | 0.750 | 13 | 36 | 49 | 31 | 23 | 7 | 20 | 1 | 113 |
| 19,432 | vs. Heat | | 31 | 80 | 0.388 | 6 | 31 | 0.194 | 19 | 22 | 0.864 | 11 | 19 | 30 | 17 | 16 | 6 | 16 | 3 | 87 |
| 11/21 | Cavaliers | W | 42 | 70 | 0.600 | 10 | 19 | 0.526 | 20 | 23 | 0.870 | 3 | 34 | 37 | 24 | 17 | 8 | 20 | 3 | 114 |
| 19,432 | vs. Hawks | | 38 | 87 | 0.437 | 11 | 34 | 0.324 | 15 | 17 | 0.882 | 10 | 25 | 35 | 24 | 21 | 11 | 17 | 3 | 102 |
| 11/23 | Cavaliers | W | 41 | 74 | 0.554 | 12 | 27 | 0.444 | 20 | 23 | 0.870 | 11 | 28 | 39 | 22 | 14 | 4 | 17 | 4 | 114 |
| 19,432 | vs. Trail Blazers | | 35 | 78 | 0.449 | 13 | 31 | 0.419 | 13 | 13 | 1.000 | 11 | 21 | 32 | 28 | 24 | 9 | 17 | 4 | 96 |
| 11/25 | Cavaliers | L | 34 | 87 | 0.391 | 12 | 33 | 0.364 | 22 | 26 | 0.846 | 10 | 31 | 41 | 12 | 17 | 9 | 9 | 2 | 102 |
| 17,447 | at Bucks | | 42 | 83 | 0.506 | 15 | 32 | 0.469 | 18 | 25 | 0.720 | 8 | 35 | 43 | 27 | 22 | 4 | 13 | 9 | 117 |
| 11/27 | Cavaliers | W | 33 | 77 | 0.429 | 8 | 28 | 0.286 | 28 | 33 | 0.848 | 10 | 31 | 41 | 14 | 20 | 3 | 14 | 4 | 102 |
| 18,240 | at Pistons | | 36 | 79 | 0.456 | 8 | 28 | 0.286 | 14 | 26 | 0.538 | 7 | 29 | 36 | 14 | 26 | 9 | 16 | 6 | 94 |
| 11/28 | Cavaliers | L | 34 | 90 | 0.378 | 7 | 38 | 0.184 | 13 | 16 | 0.813 | 13 | 34 | 47 | 21 | 18 | 7 | 10 | 3 | 88 |
| 19,800 | at Raptors | | 37 | 84 | 0.440 | 12 | 28 | 0.429 | 14 | 17 | 0.824 | 7 | 38 | 45 | 23 | 17 | 4 | 12 | 5 | 100 |
| 11/30 | Cavaliers | W | 45 | 74 | 0.608 | 15 | 29 | 0.517 | 8 | 10 | 0.800 | 6 | 34 | 40 | 28 | 13 | 10 | 19 | 3 | 113 |
| 19,432 | vs. 76ers | | 32 | 77 | 0.416 | 6 | 26 | 0.231 | 15 | 18 | 0.833 | 7 | 23 | 30 | 19 | 11 | 7 | 16 | 1 | 85 |
| 12/2 | Cavaliers | W | 41 | 84 | 0.488 | 16 | 42 | 0.381 | 9 | 9 | 1.000 | 5 | 28 | 33 | 22 | 14 | 7 | 13 | 5 | 107 |
| 19,432 | vs. Magic | | 40 | 81 | 0.494 | 8 | 23 | 0.348 | 8 | 12 | 0.667 | 11 | 29 | 40 | 19 | 13 | 6 | 18 | 4 | 96 |
| 12/4 | Cavaliers | L | 29 | 83 | 0.349 | 8 | 35 | 0.229 | 15 | 20 | 0.750 | 8 | 31 | 39 | 17 | 15 | 7 | 19 | 6 | 81 |
| 19,007 | at Knicks | | 35 | 86 | 0.407 | 5 | 29 | 0.172 | 17 | 21 | 0.810 | 14 | 40 | 54 | 17 | 16 | 6 | 21 | 3 | 92 |
| 12/6 | Cavaliers | W | 48 | 93 | 0.516 | 7 | 27 | 0.259 | 13 | 17 | 0.765 | 9 | 35 | 44 | 25 | 20 | 11 | 8 | 3 | 116 |
| 19,432 | vs. Lakers | | 38 | 89 | 0.427 | 6 | 36 | 0.167 | 20 | 24 | 0.833 | 14 | 29 | 43 | 16 | 13 | 4 | 16 | 6 | 102 |
| 12/9 | Cavaliers | L | 34 | 79 | 0.430 | 10 | 30 | 0.333 | 17 | 22 | 0.773 | 8 | 28 | 36 | 20 | 23 | 7 | 20 | 4 | 95 |
| 19,432 | vs. Kings | | 35 | 66 | 0.530 | 16 | 33 | 0.485 | 20 | 32 | 0.625 | 5 | 33 | 38 | 21 | 22 | 11 | 19 | 5 | 106 |
| 12/10 | Cavaliers | W | 40 | 85 | 0.471 | 12 | 32 | 0.375 | 18 | 26 | 0.692 | 12 | 36 | 48 | 25 | 14 | 6 | 13 | 4 | 110 |
| 19,432 | vs. Thunder | | 38 | 83 | 0.458 | 10 | 29 | 0.345 | 16 | 20 | 0.800 | 7 | 33 | 40 | 25 | 26 | 8 | 11 | 6 | 102 |
| 12/12 | Cavaliers | L | 45 | 92 | 0.489 | 5 | 23 | 0.217 | 16 | 17 | 0.941 | 15 | 29 | 44 | 21 | 13 | 7 | 15 | 7 | 111 |
| 13,434 | at Spurs | | 46 | 97 | 0.474 | 9 | 27 | 0.333 | 11 | 16 | 0.688 | 19 | 27 | 46 | 25 | 19 | 6 | 13 | 2 | 112 |
| 12/14 | Cavaliers | W | 41 | 78 | 0.526 | 8 | 24 | 0.333 | 15 | 19 | 0.789 | 5 | 38 | 43 | 26 | 20 | 5 | 9 | 2 | 105 |
| 20,093 | at Mavericks | | 29 | 74 | 0.392 | 13 | 38 | 0.342 | 19 | 26 | 0.731 | 6 | 27 | 33 | 17 | 15 | 2 | 13 | 3 | 90 |
| 12/16 | Cavaliers | W | 38 | 76 | 0.500 | 14 | 31 | 0.452 | 28 | 32 | 0.875 | 6 | 28 | 34 | 23 | 15 | 6 | 10 | 2 | 118 |
| 19,432 | vs. Pacers | | 42 | 80 | 0.525 | 11 | 36 | 0.306 | 17 | 19 | 0.895 | 5 | 28 | 33 | 34 | 22 | 6 | 10 | 4 | 112 |
| 12/17 | Cavaliers | W | 40 | 94 | 0.426 | 7 | 36 | 0.194 | 13 | 22 | 0.591 | 9 | 42 | 51 | 23 | 24 | 6 | 13 | 5 | 100 |
| 19,432 | vs. Mavericks | | 36 | 88 | 0.409 | 15 | 49 | 0.306 | 12 | 19 | 0.632 | 5 | 40 | 45 | 19 | 20 | 5 | 12 | 6 | 99 |
| 12/19 | Cavaliers | W | 43 | 70 | 0.614 | 15 | 26 | 0.577 | 21 | 26 | 0.808 | 4 | 41 | 45 | 24 | 20 | 5 | 23 | 4 | 122 |
| 19,432 | vs. Jazz | | 36 | 93 | 0.387 | 10 | 34 | 0.294 | 17 | 23 | 0.739 | 15 | 20 | 35 | 19 | 22 | 9 | 14 | 2 | 99 |
| 12/21 | Cavaliers | W | 41 | 85 | 0.482 | 10 | 32 | 0.313 | 22 | 28 | 0.786 | 9 | 28 | 37 | 22 | 21 | 8 | 10 | 3 | 114 |
| 19,432 | vs. Bucks | | 39 | 83 | 0.470 | 13 | 30 | 0.433 | 15 | 22 | 0.682 | 13 | 33 | 46 | 20 | 23 | 7 | 21 | 5 | 106 |
| 12/23 | Cavaliers | L | 39 | 76 | 0.513 | 11 | 33 | 0.333 | 18 | 30 | 0.600 | 6 | 29 | 35 | 27 | 17 | 9 | 15 | 4 | 107 |
| 19,432 | vs. Raptors | | 42 | 84 | 0.500 | 19 | 37 | 0.514 | 15 | 18 | 0.833 | 11 | 34 | 45 | 25 | 20 | 10 | 19 | 2 | 118 |
| 12/26 | Cavaliers | L | 39 | 82 | 0.476 | 13 | 36 | 0.361 | 26 | 30 | 0.867 | 10 | 23 | 33 | 21 | 14 | 8 | 12 | 3 | 117 |
| 19,432 | vs. Nets | | 47 | 82 | 0.573 | 18 | 30 | 0.600 | 13 | 17 | 0.765 | 7 | 31 | 38 | 27 | 25 | 7 | 17 | 4 | 125 |
| 12/29 | Cavaliers | L | 50 | 96 | 0.521 | 12 | 28 | 0.429 | 14 | 20 | 0.700 | 17 | 27 | 44 | 29 | 17 | 7 | 11 | 4 | 126 |
| 17,274 | at Pacers | | 48 | 85 | 0.565 | 19 | 31 | 0.613 | 20 | 21 | 0.952 | 4 | 28 | 32 | 28 | 18 | 6 | 9 | 8 | 135 |
| 12/31 | Cavaliers | W | 39 | 85 | 0.459 | 13 | 38 | 0.342 | 12 | 19 | 0.632 | 15 | 35 | 50 | 20 | 18 | 9 | 21 | 5 | 103 |
| 21,524 | at Bulls | | 39 | 81 | 0.481 | 7 | 21 | 0.333 | 17 | 24 | 0.708 | 9 | 31 | 40 | 14 | 15 | 15 | 15 | 6 | 102 |
| 1/2 | Cavaliers | W | 48 | 92 | 0.522 | 16 | 46 | 0.348 | 33 | 45 | 0.73 | | | | | | | | | |



| DATE | GAME | W/L | FG | FGA | PCT | 3FG | 3FGA | PCT | FT | FTA | PCT | OR | DR | REB | AST | PF | ST | TO | BS | PTS |
|--------|------------------|-----|----|-----|-------|-----|------|-------|----|-----|-------|----|----|-----|-----|----|----|----|----|-----|
| 1/12 | Cavaliers | W | 44 | 89 | 0.494 | 7 | 22 | 0.318 | 24 | 31 | 0.774 | 12 | 32 | 44 | 28 | 19 | 6 | 11 | 1 | 119 |
| 18,105 | at Trail Blazers | | 40 | 78 | 0.513 | 11 | 33 | 0.333 | 22 | 29 | 0.759 | 5 | 31 | 36 | 17 | 27 | 6 | 17 | 4 | 113 |
| 1/14 | Cavaliers | L | 37 | 76 | 0.487 | 8 | 28 | 0.286 | 20 | 23 | 0.870 | 8 | 32 | 40 | 24 | 17 | 5 | 18 | 2 | 102 |
| 17,136 | at Timberwolves | | 45 | 80 | 0.563 | 9 | 28 | 0.321 | 11 | 15 | 0.733 | 4 | 27 | 31 | 22 | 21 | 10 | 15 | 5 | 110 |
| 1/16 | Cavaliers | W | 39 | 80 | 0.488 | 9 | 28 | 0.321 | 26 | 33 | 0.788 | 13 | 30 | 43 | 22 | 19 | 5 | 15 | 4 | 113 |
| 19,432 | vs. Pelicans | | 38 | 75 | 0.507 | 10 | 27 | 0.370 | 17 | 22 | 0.773 | 3 | 25 | 28 | 26 | 23 | 9 | 17 | 1 | 103 |
| 1/18 | Cavaliers | L | 42 | 82 | 0.512 | 16 | 35 | 0.457 | 14 | 21 | 0.667 | 11 | 36 | 47 | 29 | 17 | 4 | 19 | 7 | 114 |
| 16,892 | at Grizzlies | | 44 | 97 | 0.454 | 11 | 34 | 0.324 | 16 | 22 | 0.727 | 15 | 27 | 42 | 22 | 19 | 10 | 8 | 7 | 115 |
| 1/20 | Cavaliers | L | 42 | 84 | 0.500 | 14 | 33 | 0.424 | 16 | 19 | 0.842 | 10 | 25 | 35 | 24 | 15 | 7 | 15 | 8 | 114 |
| 19,432 | vs. Warriors | | 42 | 86 | 0.488 | 23 | 43 | 0.535 | 13 | 19 | 0.684 | 14 | 31 | 45 | 25 | 19 | 9 | 18 | 4 | 120 |
| 1/21 | Cavaliers | W | 48 | 86 | 0.558 | 7 | 22 | 0.318 | 11 | 17 | 0.647 | 9 | 32 | 41 | 33 | 13 | 9 | 9 | 3 | 114 |
| 19,432 | vs. Bucks | | 39 | 86 | 0.453 | 14 | 39 | 0.359 | 10 | 11 | 0.909 | 7 | 29 | 36 | 24 | 17 | 3 | 16 | 6 | 102 |
| 1/24 | Cavaliers | L | 40 | 87 | 0.460 | 12 | 33 | 0.364 | 11 | 16 | 0.688 | 10 | 31 | 41 | 29 | 19 | 8 | 12 | 4 | 103 |
| 19,812 | at Knicks | | 37 | 75 | 0.493 | 17 | 33 | 0.515 | 14 | 21 | 0.667 | 9 | 33 | 42 | 25 | 18 | 4 | 17 | 3 | 105 |
| 1/26 | Cavaliers | W | 40 | 87 | 0.460 | 15 | 36 | 0.417 | 18 | 22 | 0.818 | 11 | 25 | 36 | 29 | 16 | 12 | 10 | 4 | 113 |
| 16,327 | at Rockets | | 39 | 76 | 0.513 | 5 | 21 | 0.238 | 12 | 20 | 0.600 | 10 | 36 | 46 | 24 | 20 | 5 | 22 | 6 | 95 |
| 1/27 | Cavaliers | L | 39 | 88 | 0.443 | 8 | 29 | 0.276 | 14 | 18 | 0.778 | 11 | 26 | 37 | 27 | 21 | 9 | 10 | 5 | 100 |
| 16,236 | at Thunder | | 40 | 76 | 0.526 | 10 | 18 | 0.556 | 22 | 25 | 0.880 | 10 | 36 | 46 | 19 | 17 | 5 | 15 | 2 | 112 |
| 1/29 | Cavaliers | W | 44 | 78 | 0.564 | 20 | 33 | 0.606 | 14 | 19 | 0.737 | 4 | 31 | 35 | 35 | 23 | 9 | 13 | 7 | 122 |
| 19,432 | vs. Clippers | | 37 | 89 | 0.416 | 2 | 19 | 0.105 | 23 | 27 | 0.852 | 15 | 30 | 45 | 17 | 19 | 6 | 15 | 0 | 99 |
| 1/31 | Cavaliers | L | 40 | 83 | 0.482 | 11 | 40 | 0.275 | 6 | 12 | 0.500 | 5 | 34 | 39 | 32 | 20 | 9 | 13 | 6 | 97 |
| 19,432 | vs. Heat | | 34 | 78 | 0.436 | 14 | 31 | 0.452 | 18 | 25 | 0.720 | 9 | 36 | 45 | 21 | 17 | 7 | 15 | 3 | 100 |
| 2/2 | Cavaliers | W | 49 | 91 | 0.538 | 14 | 29 | 0.483 | 16 | 22 | 0.727 | 9 | 32 | 41 | 33 | 17 | 12 | 16 | 7 | 128 |
| 19,432 | vs. Grizzlies | | 41 | 87 | 0.471 | 10 | 23 | 0.435 | 21 | 22 | 0.955 | 11 | 33 | 44 | 22 | 23 | 8 | 18 | 5 | 113 |
| 2/5 | Cavaliers | W | 46 | 88 | 0.523 | 15 | 37 | 0.405 | 15 | 16 | 0.938 | 8 | 38 | 46 | 33 | 20 | 7 | 13 | 5 | 122 |
| 17,274 | at Pacers | | 40 | 92 | 0.435 | 8 | 32 | 0.250 | 15 | 22 | 0.682 | 12 | 30 | 42 | 28 | 20 | 3 | 13 | 6 | 103 |
| 2/6 | Cavaliers | W | 44 | 78 | 0.564 | 12 | 29 | 0.414 | 14 | 20 | 0.700 | 7 | 36 | 43 | 26 | 15 | 9 | 17 | 6 | 114 |
| 16,744 | at Wizards | | 35 | 82 | 0.427 | 6 | 28 | 0.214 | 15 | 19 | 0.789 | 7 | 30 | 37 | 20 | 18 | 8 | 14 | 5 | 91 |
| 2/8 | Cavaliers | W | 43 | 87 | 0.494 | 6 | 26 | 0.231 | 21 | 25 | 0.840 | 13 | 37 | 50 | 30 | 16 | 8 | 13 | 4 | 113 |
| 19,432 | vs. Pistons | | 30 | 81 | 0.370 | 8 | 32 | 0.250 | 17 | 18 | 0.944 | 9 | 23 | 32 | 19 | 21 | 8 | 14 | 6 | 85 |
| 2/10 | Cavaliers | W | 48 | 85 | 0.565 | 10 | 28 | 0.357 | 12 | 15 | 0.800 | 12 | 29 | 41 | 28 | 22 | 9 | 14 | 5 | 118 |
| 16,398 | at Pelicans | | 39 | 82 | 0.476 | 9 | 24 | 0.375 | 20 | 25 | 0.800 | 11 | 23 | 34 | 25 | 18 | 8 | 14 | 3 | 107 |
| 2/11 | Cavaliers | W | 36 | 86 | 0.419 | 9 | 35 | 0.257 | 16 | 19 | 0.842 | 10 | 29 | 39 | 26 | 15 | 9 | 13 | 4 | 97 |
| 19,432 | vs. Bulls | | 36 | 74 | 0.486 | 5 | 21 | 0.238 | 12 | 15 | 0.800 | 6 | 38 | 44 | 27 | 22 | 7 | 23 | 3 | 89 |
| 2/13 | Cavaliers | W | 44 | 78 | 0.564 | 9 | 28 | 0.321 | 20 | 25 | 0.800 | 11 | 25 | 36 | 21 | 16 | 8 | 14 | 6 | 117 |
| 19,432 | vs. Spurs | | 43 | 85 | 0.506 | 8 | 21 | 0.381 | 15 | 20 | 0.750 | 11 | 24 | 35 | 27 | 21 | 10 | 18 | 1 | 109 |
| 2/15 | Cavaliers | L | 41 | 82 | 0.500 | 10 | 30 | 0.333 | 20 | 25 | 0.800 | 10 | 25 | 35 | 23 | 17 | 7 | 8 | 5 | 112 |
| 21,134 | at 76ers | | 39 | 78 | 0.500 | 13 | 27 | 0.481 | 27 | 29 | 0.931 | 8 | 30 | 38 | 24 | 22 | 7 | 12 | 4 | 118 |
| 2/23 | Cavaliers | L | 43 | 90 | 0.478 | 6 | 26 | 0.231 | 17 | 20 | 0.850 | 13 | 28 | 41 | 24 | 21 | 10 | 11 | 2 | 109 |
| 19,432 | vs. Nuggets | | 39 | 84 | 0.464 | 17 | 36 | 0.472 | 20 | 23 | 0.870 | 18 | 29 | 47 | 30 | 20 | 7 | 16 | 4 | 115 |
| 2/24 | Cavaliers | L | 40 | 88 | 0.455 | 13 | 35 | 0.371 | 26 | 29 | 0.897 | 10 | 25 | 35 | 20 | 23 | 9 | 11 | 6 | 119 |
| 18,065 | at Hawks | | 50 | 85 | 0.588 | 15 | 28 | 0.536 | 21 | 23 | 0.913 | 5 | 37 | 42 | 28 | 21 | 7 | 14 | 8 | 136 |
| 2/26 | Cavaliers | W | 44 | 84 | 0.524 | 18 | 36 | 0.500 | 12 | 14 | 0.857 | 8 | 37 | 45 | 31 | 17 | 7 | 14 | 5 | 118 |
| 19,432 | vs. Raptors | | 36 | 93 | 0.387 | 9 | 25 | 0.360 | 12 | 15 | 0.800 | 13 | 30 | 43 | 19 | 16 | 4 | 14 | 4 | 93 |
| 3/1 | Cavaliers | L | 45 | 92 | 0.489 | 10 | 32 | 0.313 | 13 | 21 | 0.619 | 10 | 28 | 38 | 21 | 18 | 8 | 7 | 3 | 113 |
| 19,156 | at Celtics | | 39 | 78 | 0.500 | 16 | 32 | 0.500 | 23 | 28 | 0.821 | 7 | 36 | 43 | 27 | 18 | 5 | 13 | 4 | 117 |
| 3/4 | Cavaliers | W | 45 | 91 | 0.495 | 14 | 34 | 0.412 | 10 | 18 | 0.556 | 8 | 31 | 39 | 29 | 18 | 14 | 12 | 8 | 114 |
| 19,432 | vs. Pistons | | 33 | 81 | 0.407 | 6 | 24 | 0.250 | 18 | 25 | 0.720 | 12 | 37 | 49 | 19 | 15 | 5 | 24 | 7 | 90 |
| 3/6 | Cavaliers | W | 43 | 96 | 0.448 | 12 | 34 | 0.353 | 20 | 25 | 0.800 | 16 | 42 | 58 | 27 | 20 | 4 | 15 | 7 | 118 |
| 19,432 | vs. Celtics | | 42 | 101 | 0.416 | 16 | 48 | 0.333 | 14 | 21 | 0.667 | 15 | 37 | 52 | 25 | 21 | 5 | 14 | 5 | 114 |
| 3/8 | Cavaliers | W | 39 | 80 | 0.488 | 9 | 28 | 0.321 | 17 | 19 | 0.895 | 7 | 25 | 32 | 26 | 23 | 13 | 17 | 3 | 104 |
| 19,600 | at Heat | | 35 | 70 | 0.500 | 8 | 29 | 0.276 | 22 | 29 | 0.759 | 10 | 27 | 37 | 22 | 19 | 7 | 24 | 4 | 100 |
| 3/10 | Cavaliers | L | 40 | 86 | 0.465 | 18 | 43 | 0.419 | 17 | 21 | 0.810 | 8 | 26 | 34 | 25 | 20 | 5 | 11 | 6 | 115 |
| 19,757 | at Heat | | 42 | 82 | 0.512 | 14 | 29 | 0.483 | 21 | 23 | 0.913 | 11 | 35 | 46 | 22 | 20 | 7 | 16 | 4 | 119 |
| 3/12 | Cavaliers | W | 41 | 87 | 0.471 | 7 | 27 | 0.259 | 25 | 34 | 0.735 | 11 | 29 | 40 | 18 | 22 | 8 | 10 | 3 | 114 |
| 17,342 | at Hornets | | 41 | 80 | 0.513 | 10 | 21 | 0.476 | 16 | 22 | 0.727 | 7 | 36 | 43 | 25 | 26 | 8 | 19 | 5 | 108 |
| 3/14 | Cavaliers | W | 45 | 88 | 0.511 | 14 | 30 | 0.467 | 16 | 19 | 0.842 | 8 | 22 | 30 | 29 | 19 | 8 | 9 | 6 | 120 |
| 14,690 | at Hornets | | 43 | 76 | 0.566 | 6 | 23 | 0.261 | 12 | 15 | 0.800 | 6 | 34 | 40 | 28 | 18 | 3 | 22 | 8 | 104 |
| 3/15 | Cavaliers | L | 40 | 85 | 0.471 | 14 | 41 | 0.341 | 15 | 22 | 0.682 | 12 | 21 | 33 | 20 | 18 | 6 | 12 | 2 | 109 |
| 19,432 | vs. 76ers | | 39 | 75 | 0.520 | 17 | 36 | 0.472 | 23 | 27 | 0.852 | 13 | 33 | 46 | 24 | 21 | 8 | 20 | 6 | 118 |
| 3/17 | Cavaliers | W | 48 | 87 | 0.552 | 4 | 19 | 0.211 | 17 | 22 | 0.773 | 9 | 32 | 41 | 31 | 19 | 9 | 11 | 7 | 117 |
| 19,432 | vs. Wizards | | 35 | 76 | 0.461 | 8 | 23 | 0.348 | 16 | 20 | 0.800 | 6 | 32 | 38 | 22 | 19 | 5 | 17 | 6 | 94 |
| 3/21 | Cavaliers | W | 42 | 83 | 0.506 | 14 | 29 | 0.483 | 17 | 21 | 0.810 | 8 | 26 | 34 | 23 | 20 | 6 | 14 | 3 | 115 |
| 17,732 | at Nets | | 41 | 92 | 0.446 | 9 | 33 | 0.273 | 18 | 23 | 0.783 | 19 | 30 | 49 | 25 | 19 | 6 | 17 | 5 | 109 |
| 3/23 | Cavaliers | W | 42 | 89 | 0.472 | 12 | 32 | 0.375 | 20 | 26 | 0.769 | 13 | 27 | 40 | 24 | 21 | 7 | 10 | 7 | 116 |
| 17,732 | at Nets | | 39 | 81 | 0.481 | 12 | 34 | 0.353 | 24 | 27 | 0.889 | 9 | 33 | 42 | 24 | 21 | 7 | 16 | 7 | 114 |
| 3/26 | Cavaliers | W | 39 | 83 | 0.470 | 9 | 30 | 0.300 | 21 | 24 | 0.875 | 13 | 28 | 41 | 20 | 16 | 5 | 11 | 7 | 108 |
| 19,432 | vs. Rockets | | 35 | 80 | 0.438 | 6 | 25 | 0.240 | 15 | 18 | 0.833 | 12 | 24 | 36 | 20 | 22 | 6 | 19 | 1 | 91 |
| 3/28 | Cavaliers | L | 47 | 93 | 0.505 | 9 | 25 | 0.360 | 15 | 22 | 0.682 | 10 | 30 | 40 | 20 | 24 | 5 | 8 | 6 | 118 |
| 17,748 | at Hawks | | 41 | 89 | 0.461 | 12 | 27 | 0.444 | 26 | 33 | 0.788 | 14 | 37 | 51 | 25 | 16 | 5 | 15 | 3 | 120 |
| 3/31 | Cavaliers | L | 44 | 86 | 0.512 | 17 | 37 | 0.459 | 11 | 13 | 0.846 | 3 | 30 | 33 | 33 | 21 | 2 | 10 | 9 | 116 |
| 19,432 | vs. Knicks | | 49 | 93 | 0.527 | 17 | 36 | 0.472 | 15 | 24 | 0.625 | 16 | 32 | 48 | 24 | 12 | 6 | 10 | 5 | 130 |
| 4/2 | Cavaliers | W | 44 | 90 | 0.489 | 9 | 24 | 0.375 | 18 | 26 | 0.692 | 13 | 30 | 43 | 23 | 22 | 7 | 13 | 7 | 115 |
| 19,432 | vs. Pacers | | 36 | 83 | 0.434 | 9 | 24 | 0.375 | 24 | 29 | 0.828 | 11 | 33 | 44 | 21 | 26 | 5 | 17 | 6 | 105 |
| 4/4 | Cavaliers | W | 42 | 84 | 0.500 | 15 | 31 | 0.484 | 18 | 20 | 0.900 | 5 | 25 | 30 | 23 | 16 | 3 | 9 | 7 | 117 |
| | | | | | | | | | | | | | | | | | | | | |



| DATE | OPPONENT | FORWARD | FORWARD | CENTER | GUARD | GUARD | SCORE | W/L |
|------------|-------------------|----------------------|--------------------|-------------------|----------------------|----------------------|---------|-----|
| 10/19/2022 | @ Toronto | #45 Donovan Mitchell | #4 Evan Mobley | #31 Jarrett Allen | #10 Darius Garland | #3 Caris LeVert | 108-105 | L |
| 10/22/2022 | @ Chicago | #3 Caris LeVert | #4 Evan Mobley | #31 Jarrett Allen | #45 Donovan Mitchell | #3 Isaac Okoro | 128-96 | W |
| 10/23/2022 | vs. Washington | #3 Caris LeVert | #4 Evan Mobley | #31 Jarrett Allen | #45 Donovan Mitchell | #35 Isaac Okoro | 117-107 | W |
| 10/26/2022 | vs. Orlando | #32 Dean Wade | #4 Evan Mobley | #31 Jarrett Allen | #45 Donovan Mitchell | #3 Caris LeVert | 103-92 | W |
| 10/28/2022 | @ Boston | #32 Dean Wade | #4 Evan Mobley | #31 Jarrett Allen | #45 Donovan Mitchell | #3 Caris LeVert | 132-123 | W |
| 11/02/2022 | vs. Boston | #3 Caris LeVert | #4 Evan Mobley | #31 Jarrett Allen | #10 Darius Garland | #45 Donovan Mitchell | 114-113 | W |
| 11/04/2022 | @ Detroit | #32 Dean Wade | #4 Evan Mobley | #31 Jarrett Allen | #35 Isaac Okoro | #3 Caris LeVert | 112-88 | W |
| 11/06/2022 | @ LA Lakers | #3 Caris LeVert | #4 Evan Mobley | #31 Jarrett Allen | #10 Darius Garland | #45 Donovan Mitchell | 114-100 | W |
| 11/07/2022 | @ LA Clippers | #3 Caris LeVert | #4 Evan Mobley | #31 Jarrett Allen | #10 Darius Garland | #45 Donovan Mitchell | 119-117 | L |
| 11/09/2022 | @ Sacramento | #3 Caris LeVert | #4 Evan Mobley | #31 Jarrett Allen | #10 Darius Garland | #45 Donovan Mitchell | 127-120 | L |
| 11/11/2022 | @ Golden State | #3 Caris LeVert | #4 Evan Mobley | #31 Jarrett Allen | #10 Darius Garland | #45 Donovan Mitchell | 106-101 | L |
| 11/13/2022 | vs. Minnesota | #8 Lamar Stevens | #0 Kevin Love | #4 Evan Mobley | #10 Darius Garland | #3 Caris LeVert | 129-124 | L |
| 11/16/2022 | @ Milwaukee | #3 Caris LeVert | #8 Lamar Stevens | #4 Evan Mobley | #10 Darius Garland | #45 Donovan Mitchell | 113-98 | L |
| 11/18/2022 | vs. Charlotte | #8 Lamar Stevens | #4 Evan Mobley | #31 Jarrett Allen | #10 Darius Garland | #45 Donovan Mitchell | 132-122 | W |
| 11/20/2022 | vs. Miami | #8 Lamar Stevens | #4 Evan Mobley | #31 Jarrett Allen | #10 Darius Garland | #45 Donovan Mitchell | 113-87 | W |
| 11/21/2022 | vs. Atlanta | #8 Lamar Stevens | #4 Evan Mobley | #31 Jarrett Allen | #10 Darius Garland | #45 Donovan Mitchell | 114-102 | W |
| 11/23/2022 | vs. Portland | #8 Lamar Stevens | #4 Evan Mobley | #31 Jarrett Allen | #10 Darius Garland | #45 Donovan Mitchell | 114-96 | W |
| 11/25/2022 | @ Milwaukee | #32 Dean Wade | #4 Evan Mobley | #31 Jarrett Allen | #10 Darius Garland | #45 Donovan Mitchell | 117-102 | L |
| 11/27/2022 | @ Detroit | #32 Dean Wade | #4 Evan Mobley | #33 Robin Lopez | #45 Donovan Mitchell | #10 Darius Garland | 102-94 | W |
| 11/28/2022 | @ Toronto | #35 Isaac Okoro | #32 Dean Wade | #4 Evan Mobley | #10 Darius Garland | #45 Donovan Mitchell | 100-88 | L |
| 11/30/2022 | vs. Philadelphia | #32 Dean Wade | #21 Mamadi Diakite | #4 Evan Mobley | #10 Darius Garland | #45 Donovan Mitchell | 113-85 | W |
| 12/02/2022 | vs. Orlando | #8 Lamar Stevens | #32 Dean Wade | #4 Evan Mobley | #10 Darius Garland | #45 Donovan Mitchell | 107-96 | W |
| 12/06/2022 | vs. LA Lakers | #8 Lamar Stevens | #4 Evan Mobley | #31 Jarrett Allen | #10 Darius Garland | #45 Donovan Mitchell | 116-102 | W |
| 12/09/2022 | vs. Sacramento | #8 Lamar Stevens | #4 Evan Mobley | #31 Jarrett Allen | #10 Darius Garland | #3 Caris LeVert | 106-95 | L |
| 12/10/2022 | vs. Oklahoma City | #8 Lamar Stevens | #4 Evan Mobley | #31 Jarrett Allen | #10 Darius Garland | #3 Caris LeVert | 110-102 | W |
| 12/12/2022 | @ San Antonio | #8 Lamar Stevens | #4 Evan Mobley | #31 Jarrett Allen | #10 Darius Garland | #45 Donovan Mitchell | 112-111 | L |
| 12/14/2022 | @ Dallas | #8 Lamar Stevens | #4 Evan Mobley | #31 Jarrett Allen | #10 Darius Garland | #45 Donovan Mitchell | 105-90 | W |
| 12/16/2022 | vs. Indiana | #8 Lamar Stevens | #4 Evan Mobley | #31 Jarrett Allen | #10 Darius Garland | #45 Donovan Mitchell | 118-112 | W |
| 12/17/2022 | vs. Dallas | #35 Isaac Okoro | #4 Evan Mobley | #31 Jarrett Allen | #10 Darius Garland | #45 Donovan Mitchell | 100-99 | W |
| 12/19/2022 | vs. Utah | #35 Isaac Okoro | #4 Evan Mobley | #31 Jarrett Allen | #10 Darius Garland | #45 Donovan Mitchell | 122-99 | W |
| 12/21/2022 | vs. Milwaukee | #35 Isaac Okoro | #4 Evan Mobley | #31 Jarrett Allen | #10 Darius Garland | #45 Donovan Mitchell | 114-106 | W |
| 12/23/2022 | vs. Toronto | #35 Isaac Okoro | #4 Evan Mobley | #31 Jarrett Allen | #10 Darius Garland | #45 Donovan Mitchell | 118-107 | L |
| 12/26/2022 | vs. Brooklyn | #8 Lamar Stevens | #4 Evan Mobley | #31 Jarrett Allen | #10 Darius Garland | #45 Donovan Mitchell | 125-117 | L |
| 12/29/2022 | @ Indiana | #8 Lamar Stevens | #4 Evan Mobley | #31 Jarrett Allen | #10 Darius Garland | #45 Donovan Mitchell | 135-126 | L |
| 12/31/2022 | @ Chicago | #8 Lamar Stevens | #0 Kevin Love | #31 Jarrett Allen | #3 Caris LeVert | #45 Donovan Mitchell | 103-102 | W |
| 01/02/2023 | vs. Chicago | #8 Lamar Stevens | #0 Kevin Love | #31 Jarrett Allen | #45 Donovan Mitchell | #3 Caris LeVert | 145-134 | W |
| 01/04/2023 | vs. Phoenix | #35 Isaac Okoro | #4 Evan Mobley | #31 Jarrett Allen | #45 Donovan Mitchell | #3 Caris LeVert | 90-88 | W |
| 01/06/2023 | @ Denver | #35 Isaac Okoro | #4 Evan Mobley | #31 Jarrett Allen | #10 Darius Garland | #3 Caris LeVert | 121-108 | L |
| 01/08/2023 | @ Phoenix | #35 Isaac Okoro | #4 Evan Mobley | #31 Jarrett Allen | #10 Darius Garland | #45 Donovan Mitchell | 112-98 | W |
| 01/10/2023 | @ Utah | #35 Isaac Okoro | #4 Evan Mobley | #31 Jarrett Allen | #10 Darius Garland | #45 Donovan Mitchell | 116-114 | L |
| 01/12/2023 | @ Portland | #35 Isaac Okoro | #4 Evan Mobley | #31 Jarrett Allen | #10 Darius Garland | #45 Donovan Mitchell | 119-113 | W |
| 01/14/2023 | @ Minnesota | #35 Isaac Okoro | #4 Evan Mobley | #31 Jarrett Allen | #10 Darius Garland | #45 Donovan Mitchell | 110-102 | L |
| 01/16/2023 | vs. New Orleans | #35 Isaac Okoro | #4 Evan Mobley | #31 Jarrett Allen | #10 Darius Garland | #45 Donovan Mitchell | 113-103 | W |
| 01/18/2023 | @ Memphis | #35 Isaac Okoro | #4 Evan Mobley | #31 Jarrett Allen | #10 Darius Garland | #3 Caris LeVert | 115-114 | L |
| 01/20/2023 | vs. Golden State | #35 Isaac Okoro | #4 Evan Mobley | #31 Jarrett Allen | #10 Darius Garland | #3 Caris LeVert | 120-114 | L |
| 01/21/2023 | vs. Milwaukee | #35 Isaac Okoro | #4 Evan Mobley | #31 Jarrett Allen | #10 Darius Garland | #3 Caris LeVert | 114-102 | W |
| 01/24/2023 | @ New York | #4 Evan Mobley | #35 Isaac Okoro | #31 Jarrett Allen | #45 Donovan Mitchell | #10 Darius Garland | 105-103 | L |
| 01/26/2023 | @ Houston | #4 Evan Mobley | #35 Isaac Okoro | #31 Jarrett Allen | #10 Darius Garland | #3 Caris LeVert | 113-95 | W |
| 01/27/2023 | @ Oklahoma City | #35 Isaac Okoro | #4 Evan Mobley | #31 Jarrett Allen | #10 Darius Garland | #3 Caris LeVert | 112-100 | L |
| 01/29/2023 | vs. LA Clippers | #35 Isaac Okoro | #4 Evan Mobley | #31 Jarrett Allen | #10 Darius Garland | #45 Donovan Mitchell | 122-99 | W |
| 01/31/2023 | vs. Miami | #35 Isaac Okoro | #4 Evan Mobley | #31 Jarrett Allen | #10 Darius Garland | #45 Donovan Mitchell | 100-97 | L |
| 02/02/2023 | vs. Memphis | #35 Isaac Okoro | #4 Evan Mobley | #31 Jarrett Allen | #10 Darius Garland | #45 Donovan Mitchell | 128-113 | W |
| 02/05/2023 | @ Indiana | #35 Isaac Okoro | #4 Evan Mobley | #31 Jarrett Allen | #10 Darius Garland | #45 Donovan Mitchell | 122-103 | W |
| 02/06/2023 | @ Washington | #35 Isaac Okoro | #4 Evan Mobley | #31 Jarrett Allen | #10 Darius Garland | #45 Donovan Mitchell | 114-91 | W |
| 02/08/2023 | vs. Detroit | #35 Isaac Okoro | #4 Evan Mobley | #31 Jarrett Allen | #19 Raul Neto | #3 Caris LeVert | 113-85 | W |
| 02/10/2023 | @ New Orleans | #35 Isaac Okoro | #4 Evan Mobley | #31 Jarrett Allen | #10 Darius Garland | #45 Donovan Mitchell | 118-107 | W |
| 02/11/2023 | vs. Chicago | #35 Isaac Okoro | #4 Evan Mobley | #31 Jarrett Allen | #10 Darius Garland | #45 Donovan Mitchell | 97-89 | W |
| 02/13/2023 | vs. San Antonio | #35 Isaac Okoro | #4 Evan Mobley | #31 Jarrett Allen | #10 Darius Garland | #45 Donovan Mitchell | 117-109 | W |
| 02/15/2023 | @ Philadelphia | #35 Isaac Okoro | #4 Evan Mobley | #31 Jarrett Allen | #10 Darius Garland | #45 Donovan Mitchell | 118-112 | L |
| 02/23/2023 | vs. Denver | #35 Isaac Okoro | #4 Evan Mobley | #31 Jarrett Allen | #10 Darius Garland | #45 Donovan Mitchell | 115-109 | L |
| 02/24/2023 | @ Atlanta | #35 Isaac Okoro | #4 Evan Mobley | #31 Jarrett Allen | #10 Darius Garland | #45 Donovan Mitchell | 136-119 | L |
| 02/26/2023 | vs. Toronto | #35 Isaac Okoro | #4 Evan Mobley | #31 Jarrett Allen | #10 Darius Garland | #45 Donovan Mitchell | 118-93 | W |
| 03/01/2023 | @ Boston | #35 Isaac Okoro | #4 Evan Mobley | #31 Jarrett Allen | #10 Darius Garland | #45 Donovan Mitchell | 117-113 | L |
| 03/04/2023 | vs. Detroit | #35 Isaac Okoro | #4 Evan Mobley | #31 Jarrett Allen | #10 Darius Garland | #45 Donovan Mitchell | 114-90 | W |
| 03/06/2023 | vs. Boston | #35 Isaac Okoro | #4 Evan Mobley | #31 Jarrett Allen | #10 Darius Garland | #45 Donovan Mitchell | 118-114 | W |
| 03/08/2023 | @ Miami | #35 Isaac Okoro | #4 Evan Mobley | #31 Jarrett Allen | #10 Darius Garland | #45 Donovan Mitchell | 104-100 | W |
| 03/10/2023 | @ Miami | #35 Isaac Okoro | #4 Evan Mobley | #31 Jarrett Allen | #45 Donovan Mitchell | #3 Caris LeVert | 119-115 | L |
| 03/12/2023 | @ Charlotte | #35 Isaac Okoro | #8 Lamar Stevens | #4 Evan Mobley | #10 Darius Garland | #45 Donovan Mitchell | 114-108 | W |
| 03/14/2023 | @ Charlotte | #35 Isaac Okoro | #8 Lamar Stevens | #4 Evan Mobley | #10 Darius Garland | #3 Caris LeVert | 120-104 | W |
| 03/15/2023 | vs. Philadelphia | #35 Isaac Okoro | #8 Lamar Stevens | #4 Evan Mobley | #10 Darius Garland | #45 Donovan Mitchell | 118-109 | L |
| 03/17/2023 | vs. Washington | #35 Isaac Okoro | #8 Lamar Stevens | #4 Evan Mobley | #10 Darius Garland | #45 Donovan Mitchell | 117-94 | W |
| 03/21/2023 | @ Brooklyn | #35 Isaac Okoro | #4 Evan Mobley | #31 Jarrett Allen | #10 Darius Garland | #45 Donovan Mitchell | 115-109 | W |
| 03/23/2023 | @ Brooklyn | #35 Isaac Okoro | #4 Evan Mobley | #31 Jarrett Allen | #10 Darius Garland | #45 Donovan Mitchell | 116-114 | W |
| 03/26/2023 | vs. Houston | #35 Isaac Okoro | #4 Evan Mobley | #31 Jarrett Allen | #10 Darius Garland | #45 Donovan Mitchell | 108-91 | W |
| 03/28/2023 | @ Atlanta | #3 Caris LeVert | #8 Lamar Stevens | #4 Evan Mobley | #10 Darius Garland | #45 Donovan Mitchell | 120-118 | L |
| 03/31/2023 | vs. New York | #3 Caris LeVert | #8 Lamar Stevens | #4 Evan Mobley | #10 Darius Garland | #45 Donovan Mitchell | 130-116 | L |
| 04/02/2023 | vs. Indiana | #32 Dean Wade | #4 Evan Mobley | #31 Jarrett Allen | #10 Darius Garland | #45 Donovan Mitchell | 115-105 | W |
| 04/04/2023 | @ Orlando | #32 Dean Wade | #4 Evan Mobley | #31 Jarrett Allen | #10 Darius Garland | #45 Donovan Mitchell | 117-113 | W |
| 04/06/2023 | @ Orlando | #8 Lamar Stevens | #32 Dean Wade | #33 Robin Lopez | #13 Ricky Rubio | #16 Cedi Osman | 118-94 | W |
| 04/09/2023 | Charlotte | -- | -- | -- | -- | -- | -- | -- |





| DATE | OPPONENT | W/L | CAVALIERS | | | | | | | | | | OPPONENTS | | | | | | | | | |
|-------|------------------|-----|-----------|------|-------------|------|---------------|------|------------|------|--------------|------|-----------|------|-------------|------|---------------|------|------------|------|--------------|------|
| | | | BENCH PTS | AVG | INTHE PAINT | AVG | SECOND CHANCE | AVG | FAST BREAK | AVG | POINTS OFFTO | AVG | BENCH PTS | AVG | INTHE PAINT | AVG | SECOND CHANCE | AVG | FAST BREAK | AVG | POINTS OFFTO | AVG |
| 10/19 | at Toronto | L | 33 | 33.0 | 52 | 52.0 | 4 | 4.0 | 7 | 7.0 | 20 | 20.0 | 18 | 18.0 | 36 | 36.0 | 18 | 18.0 | 20 | 20.0 | 25 | 25.0 |
| 10/22 | at Chicago | W | 56 | 44.5 | 58 | 55.0 | 12 | 8.0 | 22 | 14.5 | 14 | 17.0 | 33 | 25.5 | 42 | 39.0 | 8 | 13.0 | 6 | 13.0 | 22 | 23.5 |
| 10/23 | Washington | W | 43 | 44.0 | 48 | 52.7 | 24 | 13.3 | 15 | 14.7 | 28 | 20.7 | 36 | 29.0 | 54 | 44.0 | 14 | 13.3 | 15 | 13.7 | 19 | 22.0 |
| 10/26 | Orlando | W | 27 | 39.8 | 46 | 51.0 | 19 | 14.8 | 4 | 12.0 | 19 | 20.3 | 13 | 25.0 | 54 | 46.5 | 9 | 12.3 | 6 | 11.8 | 14 | 20.0 |
| 10/28 | at Boston | W | 15 | 34.8 | 48 | 50.4 | 14 | 14.6 | 12 | 12.0 | 24 | 21.0 | 27 | 25.4 | 54 | 48.0 | 9 | 11.6 | 15 | 12.4 | 13 | 18.6 |
| 10/30 | New York | W | 38 | 35.3 | 32 | 47.3 | 7 | 13.3 | 14 | 12.3 | 18 | 20.5 | 42 | 28.2 | 64 | 50.7 | 11 | 11.5 | 28 | 15.0 | 18 | 18.5 |
| 11/2 | Boston | W | 16 | 32.6 | 56 | 48.6 | 8 | 12.6 | 14 | 12.6 | 15 | 19.7 | 26 | 27.9 | 42 | 49.4 | 8 | 11.0 | 19 | 15.6 | 6 | 16.7 |
| 11/4 | at Detroit | W | 54 | 35.3 | 58 | 49.8 | 11 | 12.4 | 9 | 12.1 | 28 | 20.8 | 21 | 27.0 | 24 | 46.3 | 7 | 10.5 | 12 | 15.1 | 12 | 16.1 |
| 11/6 | at LA Lakers | W | 24 | 34.0 | 48 | 49.6 | 18 | 13.0 | 15 | 12.4 | 21 | 20.8 | 36 | 28.0 | 56 | 47.3 | 16 | 11.1 | 16 | 15.2 | 9 | 15.3 |
| 11/7 | at LA Clippers | L | 28 | 33.4 | 46 | 49.2 | 8 | 12.5 | 18 | 13.0 | 10 | 19.7 | 29 | 28.1 | 34 | 46.0 | 6 | 10.6 | 7 | 14.4 | 25 | 16.3 |
| 11/9 | at Sacramento | L | 19 | 32.1 | 64 | 50.5 | 15 | 12.7 | 0 | 11.8 | 8 | 18.6 | 43 | 29.5 | 40 | 45.5 | 9 | 10.5 | 8 | 13.8 | 18 | 16.5 |
| 11/11 | at Golden State | L | 13 | 30.5 | 52 | 50.7 | 17 | 13.1 | 9 | 11.6 | 18 | 18.6 | 28 | 29.3 | 42 | 45.2 | 4 | 9.9 | 16 | 14.0 | 11 | 16.0 |
| 11/13 | Minnesota | L | 27 | 30.2 | 42 | 50.0 | 22 | 13.8 | 4 | 11.0 | 13 | 18.2 | 36 | 29.8 | 54 | 45.8 | 6 | 9.6 | 16 | 14.2 | 19 | 16.2 |
| 11/16 | at Milwaukee | L | 20 | 29.5 | 36 | 49.0 | 6 | 13.2 | 6 | 10.6 | 16 | 18.0 | 45 | 30.9 | 36 | 45.1 | 21 | 10.4 | 15 | 14.2 | 6 | 15.5 |
| 11/18 | Charlotte | W | 13 | 28.4 | 64 | 50.0 | 14 | 13.3 | 2 | 10.1 | 16 | 17.9 | 17 | 30.0 | 54 | 45.7 | 22 | 11.2 | 19 | 14.5 | 35 | 16.8 |
| 11/20 | Miami | W | 41 | 29.2 | 50 | 50.0 | 13 | 13.3 | 12 | 10.2 | 28 | 18.5 | 25 | 29.7 | 40 | 45.4 | 11 | 11.2 | 6 | 14.0 | 23 | 17.2 |
| 11/21 | Atlanta | W | 33 | 29.4 | 52 | 50.1 | 10 | 13.1 | 15 | 10.5 | 23 | 18.8 | 29 | 29.6 | 42 | 45.2 | 6 | 10.9 | 20 | 14.4 | 26 | 17.7 |
| 11/23 | Portland | W | 10 | 28.3 | 48 | 50.0 | 12 | 13.0 | 7 | 10.3 | 24 | 19.1 | 20 | 29.1 | 44 | 45.1 | 12 | 10.9 | 21 | 14.7 | 20 | 17.8 |
| 11/25 | at Milwaukee | L | 37 | 28.8 | 42 | 49.6 | 14 | 13.1 | 21 | 10.8 | 19 | 19.1 | 36 | 29.5 | 40 | 44.8 | 14 | 11.1 | 22 | 15.1 | 12 | 17.5 |
| 11/27 | at Detroit | W | 26 | 28.7 | 50 | 49.6 | 7 | 12.8 | 6 | 10.6 | 22 | 19.2 | 35 | 29.8 | 54 | 45.3 | 14 | 11.3 | 10 | 14.9 | 13 | 17.3 |
| 11/28 | at Toronto | L | 34 | 28.9 | 52 | 49.7 | 17 | 13.0 | 19 | 11.0 | 14 | 19.0 | 34 | 30.0 | 40 | 45.0 | 7 | 11.0 | 18 | 15.0 | 5 | 16.7 |
| 11/30 | Philadelphia | W | 46 | 29.7 | 56 | 50.0 | 8 | 12.7 | 16 | 11.2 | 17 | 18.9 | 34 | 30.1 | 42 | 44.9 | 5 | 10.8 | 4 | 14.5 | 17 | 16.7 |
| 12/2 | Orlando | W | 28 | 29.6 | 44 | 49.7 | 12 | 12.7 | 12 | 11.3 | 21 | 19.0 | 29 | 30.1 | 54 | 45.3 | 12 | 10.8 | 13 | 14.4 | 12 | 16.5 |
| 12/4 | at New York | L | 22 | 29.3 | 40 | 49.3 | 5 | 12.4 | 19 | 11.6 | 15 | 18.8 | 27 | 30.0 | 56 | 45.8 | 17 | 11.1 | 10 | 14.3 | 18 | 16.6 |
| 12/6 | LA Lakers | W | 19 | 28.9 | 70 | 50.2 | 15 | 12.5 | 19 | 11.9 | 18 | 18.8 | 52 | 30.8 | 52 | 46.0 | 23 | 11.6 | 14 | 14.2 | 4 | 16.1 |
| 12/9 | Sacramento | L | 22 | 28.6 | 44 | 49.9 | 13 | 12.5 | 7 | 11.7 | 17 | 18.7 | 23 | 30.5 | 32 | 45.5 | 9 | 11.5 | 16 | 14.3 | 24 | 16.4 |
| 12/10 | Oklahoma City | W | 23 | 28.4 | 54 | 50.1 | 9 | 12.4 | 8 | 11.6 | 17 | 18.6 | 35 | 30.7 | 54 | 45.8 | 4 | 11.2 | 14 | 14.3 | 18 | 16.4 |
| 12/12 | at San Antonio | L | 32 | 28.5 | 56 | 50.3 | 14 | 12.4 | 10 | 11.5 | 21 | 18.7 | 55 | 31.6 | 52 | 46.0 | 21 | 11.5 | 6 | 14.0 | 18 | 16.5 |
| 12/14 | at Dallas | W | 13 | 28.0 | 52 | 50.3 | 8 | 12.3 | 7 | 11.3 | 19 | 18.7 | 36 | 31.7 | 26 | 45.3 | 6 | 11.3 | 0 | 13.5 | 10 | 16.3 |
| 12/16 | Indiana | W | 34 | 28.2 | 44 | 50.1 | 7 | 12.1 | 9 | 11.3 | 16 | 18.6 | 55 | 32.5 | 62 | 45.9 | 4 | 11.1 | 20 | 13.7 | 14 | 16.2 |
| 12/17 | Dallas | W | 22 | 28.0 | 58 | 50.4 | 17 | 12.3 | 13 | 11.3 | 8 | 18.3 | 9 | 31.7 | 34 | 45.5 | 5 | 10.9 | 4 | 13.4 | 12 | 16.1 |
| 12/19 | Utah | W | 38 | 28.3 | 50 | 50.4 | 4 | 12.0 | 29 | 11.9 | 20 | 18.3 | 27 | 31.6 | 46 | 45.5 | 24 | 11.3 | 2 | 13.1 | 15 | 16.0 |
| 12/21 | Milwaukee | W | 21 | 28.1 | 54 | 50.5 | 18 | 12.2 | 9 | 11.8 | 22 | 18.5 | 21 | 31.3 | 46 | 45.5 | 14 | 11.4 | 12 | 13.0 | 12 | 15.9 |
| 12/23 | Toronto | L | 42 | 28.5 | 46 | 50.4 | 9 | 12.1 | 12 | 11.8 | 19 | 18.5 | 20 | 30.9 | 44 | 45.5 | 18 | 11.6 | 27 | 13.4 | 18 | 16.0 |
| 12/26 | Brooklyn | L | 28 | 28.5 | 48 | 50.3 | 14 | 12.1 | 17 | 11.9 | 20 | 18.5 | 37 | 31.1 | 34 | 45.1 | 10 | 11.5 | 23 | 13.7 | 18 | 16.0 |
| 12/29 | at Indiana | L | 41 | 28.8 | 72 | 50.9 | 25 | 12.5 | 21 | 12.2 | 17 | 18.5 | 42 | 31.4 | 48 | 45.2 | 10 | 11.5 | 20 | 13.9 | 15 | 16.0 |
| 12/31 | at Chicago | W | 37 | 29.1 | 44 | 50.7 | 25 | 12.8 | 10 | 12.1 | 16 | 18.4 | 27 | 31.3 | 54 | 45.5 | 2 | 11.2 | 21 | 14.1 | 20 | 16.1 |
| 1/2 | Chicago | W | 27 | 29.0 | 56 | 50.8 | 24 | 13.1 | 6 | 12.0 | 9 | 18.2 | 23 | 31.1 | 54 | 45.7 | 16 | 11.4 | 12 | 14.0 | 13 | 16.0 |
| 1/4 | Phoenix | W | 34 | 29.1 | 36 | 50.5 | 8 | 13.0 | 6 | 11.8 | 12 | 18.0 | 14 | 30.6 | 36 | 45.4 | 9 | 11.3 | 3 | 13.7 | 8 | 15.8 |
| 1/6 | at Denver | L | 37 | 29.3 | 60 | 50.7 | 16 | 13.1 | 17 | 12.0 | 18 | 18.0 | 33 | 30.7 | 50 | 45.6 | 19 | 11.5 | 15 | 13.8 | 14 | 15.8 |
| 1/8 | at Phoenix | W | 27 | 29.3 | 52 | 50.7 | 4 | 12.9 | 13 | 12.0 | 25 | 18.2 | 50 | 31.2 | 38 | 45.4 | 4 | 11.3 | 4 | 13.5 | 16 | 15.8 |
| 1/10 | at Utah | L | 31 | 29.3 | 54 | 50.8 | 10 | 12.8 | 17 | 12.1 | 22 | 18.3 | 27 | 31.1 | 48 | 45.4 | 27 | 11.7 | 2 | 13.3 | 14 | 15.7 |
| 1/12 | at Portland | W | 21 | 29.1 | 68 | 51.2 | 10 | 12.7 | 19 | 12.3 | 17 | 18.2 | 9 | 30.6 | 52 | 45.6 | 6 | 11.6 | 9 | 13.2 | 12 | 15.7 |
| 1/14 | at Minnesota | L | 27 | 29.1 | 52 | 51.2 | 6 | 12.6 | 12 | 12.3 | 7 | 18.0 | 56 | 31.1 | 60 | 45.9 | 7 | 11.5 | 21 | 13.3 | 28 | 15.9 |
| 1/16 | New Orleans | W | 18 | 28.8 | 52 | 51.2 | 19 | 12.7 | 7 | 12.1 | 22 | 18.1 | 21 | 30.9 | 40 | 45.8 | 8 | 11.4 | 13 | 13.3 | 22 | 16.1 |
| 1/18 | at Memphis | L | 18 | 28.6 | 44 | 51.1 | 10 | 12.7 | 17 | 12.2 | 12 | 17.9 | 30 | 30.9 | 58 | 46.0 | 21 | 11.6 | 17 | 13.4 | 26 | 16.3 |
| 1/20 | Golden State | L | 32 | 28.7 | 44 | 50.9 | 8 | 12.6 | 16 | 12.3 | 22 | 18.0 | 35 | 31.0 | 28 | 45.7 | 10 | 11.6 | 13 | 13.4 | 19 | 16.3 |
| 1/21 | Milwaukee | W | 21 | 28.5 | 66 | 51.3 | 11 | 12.5 | 7 | 12.2 | 21 | 18.1 | 18 | 30.7 | 44 | 45.6 | 11 | 11.5 | 3 | 13.2 | 12 | 16.3 |
| 1/24 | at New York | L | 12 | 28.2 | 52 | 51.3 | 8 | 12.4 | 17 | 12.3 | 16 | 18.0 | 27 | 30.6 | 38 | 45.5 | 19 | 11.7 | 7 | 13.1 | 19 | 16.3 |
| 1/26 | at Houston | W | 35 | 28.3 | 44 | 51.1 | 21 | 12.6 | 17 | 12.4 | 40 | 18.5 | 40 | 30.8 | 60 | 45.8 | 22 | 11.9 | 15 | 13.1 | 6 | 16.1 |
| 1/27 | at Oklahoma City | L | 25 | 28.2 | 56 | 51.2 | 6 | 12.5 | 10 | 12.4 | 18 | 18.5 | 27 | 30.7 | 50 | 45.8 | 14 | 11.9 | 8 | 13.0 | 11 | 16.0 |
| 1/29 | LA Clippers | W | 63 | 28.9 | 40 | 51.0 | 4 | 12.3 | 19 | 12.5 | 24 | 18.6 | 64 | 31.4 | 58 | 46.1 | 17 | 12.0 | 17 | 13.1 | 14 | 16.0 |
| | | | | | | | | | | | | | | | | | | | | | | |



| ALL | | (AS OF APR 8, 2023, 7:55 PM EDT) | | | | | | | | | | | | | | | | | | | | 2022 : REGULAR SEASON | | | |
|-------|------------------|----------------------------------|-----------|-----|-----|----------|-----|-----|----------|--------|--------|--------------|-----------|-----|-----|----------|-----|-----|----------|--------|--------|-----------------------|-------|-------------|--|
| DATE | OPPONENT | OVERALL REC | CAVALIERS | | | | | | | | | | OPPONENTS | | | | | | | | | | TOTAL | POINT DIFF. | |
| | | | W/L | 1ST | 2ND | 1ST HALF | 3RD | 4TH | 2ND HALF | 1ST OT | 2ND OT | BIGGEST LEAD | TOTAL | 1ST | 2ND | 1ST HALF | 3RD | 4TH | 2ND HALF | 1ST OT | 2ND OT | BIGGEST LEAD | | | |
| 10/19 | at Toronto | 0-1 | L | 22 | 35 | 57 | 27 | 21 | 48 | -- | -- | 8 | 105 | 28 | 23 | 51 | 25 | 32 | 57 | -- | -- | 11 | 108 | -3 | |
| 10/22 | at Chicago | 1-1 | W | 34 | 36 | 70 | 23 | 35 | 58 | -- | -- | 32 | 128 | 25 | 29 | 54 | 25 | 17 | 42 | -- | -- | 8 | 96 | 32 | |
| 10/23 | Washington | 2-1 | W | 30 | 27 | 57 | 26 | 20 | 46 | 14 | -- | 15 | 117 | 31 | 20 | 51 | 25 | 27 | 52 | 4 | -- | 10 | 107 | 10 | |
| 10/26 | Orlando | 3-1 | W | 30 | 24 | 54 | 19 | 30 | 49 | -- | -- | 12 | 103 | 24 | 26 | 50 | 19 | 23 | 42 | -- | -- | 4 | 92 | 11 | |
| 10/28 | at Boston | 4-1 | W | 33 | 29 | 62 | 33 | 19 | 52 | 18 | -- | 13 | 132 | 34 | 41 | 75 | 24 | 15 | 39 | 9 | -- | 15 | 123 | 9 | |
| 10/30 | New York | 5-1 | W | 35 | 27 | 62 | 22 | 37 | 59 | -- | -- | 15 | 121 | 30 | 29 | 59 | 34 | 15 | 49 | -- | -- | 9 | 108 | 13 | |
| 11/2 | Boston | 6-1 | W | 35 | 15 | 50 | 33 | 24 | 57 | 7 | -- | 11 | 114 | 27 | 29 | 56 | 20 | 31 | 51 | 6 | -- | 12 | 113 | 1 | |
| 11/4 | at Detroit | 7-1 | W | 24 | 33 | 57 | 33 | 22 | 55 | -- | -- | 30 | 112 | 21 | 18 | 39 | 29 | 20 | 49 | -- | -- | 5 | 88 | 24 | |
| 11/6 | at LA Lakers | 8-1 | W | 30 | 28 | 58 | 29 | 27 | 56 | -- | -- | 17 | 114 | 36 | 28 | 64 | 16 | 20 | 36 | -- | -- | 12 | 100 | 14 | |
| 11/7 | at LA Clippers | 8-2 | L | 37 | 27 | 64 | 23 | 30 | 53 | -- | -- | 13 | 117 | 31 | 33 | 64 | 24 | 31 | 55 | -- | -- | 4 | 119 | -2 | |
| 11/9 | at Sacramento | 8-3 | L | 29 | 29 | 58 | 35 | 27 | 62 | -- | -- | 6 | 120 | 34 | 35 | 69 | 28 | 30 | 58 | -- | -- | 15 | 127 | -7 | |
| 11/11 | at Golden State | 8-4 | L | 25 | 27 | 52 | 25 | 24 | 49 | -- | -- | 11 | 101 | 25 | 23 | 48 | 26 | 32 | 58 | -- | -- | 5 | 106 | -5 | |
| 11/13 | Minnesota | 8-5 | L | 20 | 30 | 50 | 34 | 40 | 74 | -- | -- | 3 | 124 | 40 | 27 | 67 | 37 | 25 | 62 | -- | -- | 24 | 129 | -5 | |
| 11/16 | at Milwaukee | 8-6 | L | 37 | 23 | 60 | 18 | 20 | 38 | -- | -- | 10 | 98 | 34 | 27 | 61 | 34 | 18 | 52 | -- | -- | 20 | 113 | -15 | |
| 11/18 | Charlotte | 9-6 | W | 28 | 30 | 58 | 24 | 23 | 47 | 15 | 12 | 16 | 132 | 14 | 32 | 46 | 24 | 35 | 59 | 15 | 2 | 3 | 122 | 10 | |
| 11/20 | Miami | 10-6 | W | 28 | 31 | 59 | 36 | 18 | 54 | -- | -- | 32 | 113 | 27 | 15 | 42 | 22 | 23 | 45 | -- | -- | 9 | 87 | 26 | |
| 11/21 | Atlanta | 11-6 | W | 38 | 26 | 64 | 21 | 29 | 50 | -- | -- | 15 | 114 | 26 | 33 | 59 | 23 | 20 | 43 | -- | -- | 5 | 102 | 12 | |
| 11/23 | Portland | 12-6 | W | 28 | 29 | 57 | 30 | 27 | 57 | -- | -- | 20 | 114 | 21 | 27 | 48 | 27 | 21 | 48 | -- | -- | 5 | 96 | 18 | |
| 11/25 | at Milwaukee | 12-7 | L | 30 | 33 | 63 | 10 | 29 | 39 | -- | -- | 16 | 102 | 25 | 27 | 52 | 35 | 30 | 65 | -- | -- | 22 | 117 | -15 | |
| 11/27 | at Detroit | 13-7 | W | 20 | 31 | 51 | 22 | 29 | 51 | -- | -- | 9 | 102 | 26 | 30 | 56 | 22 | 16 | 38 | -- | -- | 12 | 94 | 8 | |
| 11/28 | at Toronto | 13-8 | L | 24 | 19 | 43 | 24 | 21 | 45 | -- | -- | 3 | 88 | 26 | 26 | 52 | 28 | 20 | 48 | -- | -- | 20 | 100 | -12 | |
| 11/30 | Philadelphia | 14-8 | W | 25 | 44 | 69 | 21 | 23 | 44 | -- | -- | 33 | 113 | 21 | 27 | 48 | 18 | 19 | 37 | -- | -- | 7 | 85 | 28 | |
| 12/2 | Orlando | 15-8 | W | 27 | 27 | 54 | 28 | 25 | 53 | -- | -- | 20 | 107 | 25 | 22 | 47 | 17 | 32 | 49 | -- | -- | 5 | 96 | 11 | |
| 12/4 | at New York | 15-9 | L | 16 | 27 | 43 | 20 | 18 | 38 | -- | -- | 0 | 81 | 23 | 23 | 46 | 25 | 21 | 46 | -- | -- | 18 | 92 | -11 | |
| 12/6 | LA Lakers | 16-9 | W | 27 | 30 | 57 | 28 | 31 | 59 | -- | -- | 15 | 116 | 26 | 23 | 49 | 34 | 19 | 53 | -- | -- | 3 | 102 | 14 | |
| 12/9 | Sacramento | 16-10 | L | 20 | 29 | 49 | 31 | 15 | 46 | -- | -- | 8 | 95 | 31 | 18 | 49 | 30 | 27 | 57 | -- | -- | 15 | 106 | -11 | |
| 12/10 | Oklahoma City | 17-10 | W | 28 | 31 | 59 | 23 | 28 | 51 | -- | -- | 17 | 110 | 22 | 24 | 46 | 26 | 30 | 56 | -- | -- | 0 | 102 | 8 | |
| 12/12 | at San Antonio | 17-11 | L | 27 | 22 | 49 | 29 | 33 | 62 | -- | -- | 3 | 111 | 29 | 36 | 65 | 27 | 20 | 47 | -- | -- | 19 | 112 | -1 | |
| 12/14 | at Dallas | 18-11 | W | 26 | 34 | 60 | 23 | 22 | 45 | -- | -- | 23 | 105 | 19 | 22 | 41 | 27 | 22 | 49 | -- | -- | 0 | 90 | 15 | |
| 12/16 | Indiana | 19-11 | W | 29 | 25 | 54 | 29 | 35 | 64 | -- | -- | 6 | 118 | 31 | 30 | 61 | 33 | 18 | 51 | -- | -- | 13 | 112 | 6 | |
| 12/17 | Dallas | 20-11 | W | 27 | 20 | 47 | 20 | 29 | 49 | 4 | -- | 6 | 100 | 29 | 20 | 49 | 26 | 21 | 47 | 3 | -- | 10 | 99 | 1 | |
| 12/19 | Utah | 21-11 | W | 29 | 33 | 62 | 28 | 32 | 60 | -- | -- | 25 | 122 | 21 | 23 | 44 | 27 | 28 | 55 | -- | -- | 1 | 99 | 23 | |
| 12/21 | Milwaukee | 22-11 | W | 35 | 25 | 60 | 33 | 21 | 54 | -- | -- | 24 | 114 | 20 | 22 | 42 | 35 | 29 | 64 | -- | -- | 4 | 106 | 8 | |
| 12/23 | Toronto | 22-12 | L | 31 | 22 | 53 | 25 | 29 | 54 | -- | -- | 2 | 107 | 39 | 30 | 69 | 29 | 20 | 49 | -- | -- | 26 | 118 | -11 | |
| 12/26 | Brooklyn | 22-13 | L | 22 | 27 | 49 | 30 | 38 | 68 | -- | -- | 3 | 117 | 34 | 31 | 65 | 26 | 34 | 60 | -- | -- | 19 | 125 | -8 | |
| 12/29 | at Indiana | 22-14 | L | 34 | 34 | 68 | 28 | 30 | 58 | -- | -- | 7 | 126 | 29 | 35 | 64 | 35 | 36 | 71 | -- | -- | 9 | 135 | -9 | |
| 12/31 | at Chicago | 23-14 | W | 28 | 32 | 60 | 24 | 19 | 43 | -- | -- | 14 | 103 | 30 | 25 | 55 | 22 | 25 | 47 | -- | -- | 4 | 102 | 1 | |
| 1/2 | Chicago | 24-14 | W | 27 | 20 | 47 | 44 | 39 | 83 | 15 | -- | 11 | 145 | 34 | 31 | 65 | 31 | 34 | 65 | 4 | -- | 21 | 134 | 11 | |
| 1/4 | Phoenix | 25-14 | W | 15 | 18 | 33 | 26 | 31 | 57 | -- | -- | 3 | 90 | 14 | 29 | 43 | 21 | 24 | 45 | -- | -- | 11 | 88 | 2 | |
| 1/6 | at Denver | 25-15 | L | 28 | 30 | 58 | 24 | 26 | 50 | -- | -- | 5 | 108 | 26 | 36 | 62 | 32 | 27 | 59 | -- | -- | 17 | 121 | -13 | |
| 1/8 | at Phoenix | 26-15 | W | 35 | 22 | 57 | 23 | 32 | 55 | -- | -- | 22 | 112 | 26 | 28 | 54 | 25 | 19 | 44 | -- | -- | 7 | 98 | 14 | |
| 1/10 | at Utah | 26-16 | L | 24 | 31 | 55 | 29 | 30 | 59 | -- | -- | 7 | 114 | 31 | 24 | 55 | 33 | 28 | 61 | -- | -- | 13 | 116 | -2 | |
| 1/12 | at Portland | 27-16 | W | 27 | 24 | 51 | 36 | 32 | 68 | -- | -- | 8 | 119 | 32 | 26 | 58 | 33 | 22 | 55 | -- | -- | 14 | 113 | 6 | |
| 1/14 | at Minnesota | 27-17 | L | 25 | 29 | 54 | 26 | 22 | 48 | -- | -- | 14 | 102 | 27 | 22 | 49 | 28 | 33 | 61 | -- | -- | 13 | 110 | -8 | |
| 1/16 | New Orleans | 28-17 | W | 24 | 23 | 47 | 31 | 35 | 66 | -- | -- | 12 | 113 | 25 | 25 | 50 | 31 | 22 | 53 | -- | -- | 13 | 103 | 10 | |
| 1/18 | at Memphis | 28-18 | L | 30 | 31 | 61 | 30 | 23 | 53 | -- | -- | 10 | 114 | 31 | 37 | 68 | 21 | 26 | 47 | -- | -- | 19 | 115 | -1 | |
| 1/20 | Golden State | 28-19 | L | 28 | 31 | 59 | 27 | 28 | 55 | -- | -- | 5 | 114 | 33 | 31 | 64 | 34 | 22 | 56 | -- | -- | 20 | 120 | -6 | |
| 1/21 | Milwaukee | 29-19 | W | 23 | 27 | 50 | 36 | 28 | 64 | -- | -- | 12 | 114 | 26 | 21 | 47 | 34 | 21 | 55 | -- | -- | 7 | 102 | 12 | |
| 1/24 | at New York | 29-20 | L | 27 | 24 | 51 | 24 | 28 | 52 | -- | -- | 8 | 103 | 34 | 19 | 53 | 27 | 25 | 52 | -- | -- | 13 | 105 | -2 | |
| 1/26 | at Houston | 30-20 | W | 37 | 37 | 74 | 23 | 16 | 39 | -- | -- | 32 | 113 | 25 | 23 | 48 | 26 | 21 | 47 | -- | -- | 2 | 95 | 18 | |
| 1/27 | at Oklahoma City | 30-21 | L | 25 | 29 | 54 | 24 | 22 | 46 | -- | -- | 10 | 100 | 27 | 20 | 47 | 31 | 34 | 65 | -- | -- | 15 | 112 | -12 | |
| 1/29 | LA Clippers | 31-21 | W | 31 | 33 | 64 | 25 | 33 | 58 | -- | -- | 40 | 122 | 15 | 19 | 34 | 23 | 42 | 65 | -- | -- | 0 | 99 | 23 | |
| 1/31 | Miami | 31-22 | L | 26 | 26 | 52 | 27 | 18 | 45 | -- | -- | 11 | 97 | 24 | 31 | 55 | 24 | 21 | 45 | -- | -- | 9 | 100 | -3 | |
| 2/2 | Memphis | 32-22 | W | 30 | 37 | 67 | 32 | 29 | 61 | -- | -- | 22 | 128 | 26 | 28 | 54 | 33 | 26 | 59 | -- | -- | 2 | 113 | 15 | |
| 2/5 | at Indiana | 33-22 | W | 27 | 35 | 62 | 36 | 24 | 60 | -- | -- | 26 | 122 | 25 | 21 | 46 | 38 | 19 | 57 | -- | -- | 6 | 103 | 19 | |
| 2/6 | at Washington | 34-22 | W | 37 | 29 | 66 | 30 | 18 | 48 | -- | -- | 28 | | | | | | | | | | | | | |