



CLEVELAND CAVALIERS (0-1)

VS. NEW YORK KNICKS (1-0)

Tuesday, April 18, 2023 | 7:30 p.m. EST ROCKET MORTGAGE FIELDHOUSE, CLEVELAND, OH TV: TNT | BALLY SPORTS OHIO RADIO: WTAM 1100 AM/POWER 89.1 FM WNZN

2022-23 CLEVELAND CAVALIERS GAME NOTES

FOLLOW @CAVSNOTES ON TWITTER

PLAYOFFS ROUND 1

GAME #2

LAST GAMES STARTERS

PLAYER / 2022-23 POSTSEASON AVERAGES

#35	Isaac Okoro					F • 6-6 • 225 • Auburn/USA • 3rd Season	
	GP/GS	PPG	RPG	APG	SPG	BPG	MPG
	1/1	6.0	3.0	2.0	0.0	0.0	22.7
#4	Evan Mobley					C • 7-0 • 215 • USC/USA • 2nd Season	
	GP/GS	PPG	RPG	APG	SPG	BPG	MPG
	1/1	8.0	11.0	2.0	1.0	0.0	37.7
#31	Jarrett Allen					F • 6-11 • 248 • Texas/USA • 6th Season	
	GP/GS	PPG	RPG	APG	SPG	BPG	MPG
	1/1	14.0	14.0	4.0	0.0	0.0	42.9
#45	Donovan Mitchell					G • 6-3 • 215 • Louisville/USA • 6th Season	
	GP/GS	PPG	RPG	APG	SPG	BPG	MPG
	1/1	38.0	5.0	8.0	3.0	1.0	43.6
#10	Darius Garland					G • 6-1 • 186 • Vanderbilt/USA • 4th Season	
	GP/GS	PPG	RPG	APG	SPG	BPG	MPG
	1/1	17.0	0.0	1.0	4.0	0.0	43.2

CAVS QUICK FACTS

The Cavs will try to even up their First Round series against the New York Knicks in Game 2. When trailing 0-1 in any series, the Cavs have gone on to win six series in their postseason history (1976 Semifinals vs. WAS, 2007 ECF vs. DET, 2015 Semifinals vs. CHI, 2016 Finals vs. GSW, 2018 1st round vs. IND and 2018 ECF vs. BOS).

Since 2009, the Cavs are 16-5 in Game Two's of any playoff series (25-21 all time). Cleveland is also 23-7 at home in the postseason in their last 30 home playoff games since 2016. In Game 1 on Saturday night, Cleveland held the Knicks to 101 points on 37-88 (.420) shooting from the field and 8-29 (.276) shooting from beyond the arc and swiped nine steals (Garland, 4 STL, Mitchell, 3 STL). During the regular season, the Cavaliers were 25-3 when holding their opponent to 101 points or fewer (15-1 at home).

MILESTONES: DONOVAN MITCHELL played in his 40th career postseason game on Saturday night against the Knicks. He has recorded 135 three-pointers in those first 40 games, marking the 2nd-most three-pointers made in NBA history in a players first 40 career playoff games (Stephen Curry, 162 3FGM in first 40 playoff games). Mitchell has also scored 1,143 PTS in his first 40 career playoff games, ranking 7th in NBA history for total points in a players first 40 career postseason games (Michael Jordan - 1,431 PTS, Wilt Chamberlain - 1,357 PTS, Elgin Baylor - 1,307 PTS, Allen Iverson - 1,213 PTS, George Gervin - 1,166 PTS, Kareem Abdul-Jabbar). Darius Garland, Evan Mobley, Isaac Okoro and Dean Wade all appeared in their first career NBA playoff game on Saturday.

DONOVAN MITCHELL recorded a game-high 38 PTS, a game-high 8 AST, 5 REB, 3 STL and 1 BLK in 44 MIN in Game 1 vs. NYK. It was Mitchell's 20th game in his postseason career scoring 30+ PTS (first player since Allen Iverson to score 30+ PTS in 20 of first 40 career postseason games). It was the 8th time in Mitchell's postseason career recording 8+ AST. Mitchell is the 2nd Cavalier in franchise history to finish a playoff game with 38+ PTS, 8+ AST and 3+ STL (LeBron James - 3 times). He is also just the 4th Cavalier in team history to record 38+ PTS in a playoff game (LeBron James, Kyrie Irving, Brad Daugherty). Mitchell's 38 PTS were also a Cavaliers record for points scored in a Cavs playoff debut. In his five games this season against the Knicks (including postseason), Mitchell is averaging 33.0 PPG, 7.6 APG, 4.8 RPG and 1.6 SPG in 39.8 MPG, including shooting 28-63 (.444) from beyond the arc.

DONOVAN MITCHELL BY THE NUMBERS DURING THE REGULAR SEASON

40+ PTS - 13 times (T-3rd), 30+ PTS - 31 times (7th)	9th player in NBA history - 28.0+ PPG, 240+ 3FGM
5th highest PPG in Cavs history in a season - 28.3 PPG	3rd in the NBA for 3FGM/Game - 3.6
1 of 2 players in the NBA - 25.0+ PPG, 1.0 SPG, .470 FG%, .370 3FG% (Kyrie Irving)	

DARIUS GARLAND finished with 17 PTS on 7-13 (.538) shooting from the field, including 2-4 (.500) shooting from beyond the arc, a game-high 4 STL and 1 BLK in 43 MIN during his first career playoff game on Saturday vs. NYK. Garland became the 6th Cavalier aged 23 or younger to finish with 4+ STL in a playoff game (Daniel Gibson, Cedric Henderson, Kyrie Irving, LeBron James, Brevin Knight). During the regular season, Garland shot a career-best .410 3FG% and also ranked 7th in the NBA in APG this season (7.8 APG). He became the 4th Cavalier aged 23 or younger to have back-to-back seasons averaging 20.0+ PPG (LeBron James, Kyrie Irving and Collin Sexton).

JARRETT ALLEN contributed his first double-double of the 2023 postseason (3rd career postseason double-double) with 14 PTS on 6-8 (.750) shooting from the field, a game-high 14 REB and 4 AST in 43 MIN of play on Saturday. Allen led the Cavaliers in the regular season with a career-high tying 32 double-doubles. Allen during the regular season ranked T-4th in the NBA in defensive win shares (4.0) and 4th in the NBA in DEF rating (108.1). He also ranked 6th in the NBA this season in contested shots per game (11.1).

EVAN MOBLEY contributed a near double-double with 8 PTS, 11 REB, 2 AST and 1 STL in 37 MIN during his first career playoff game on Saturday vs. NYK. Mobley during the regular season averaged career-highs in PTS (16.3 PPG), REB (9.1 RPG) AST (2.9 APG), FG% (.555 FG%), FT% (.674 FT%) and MIN (34.7 MPG). Mobley LED THE NBA this season in DEF win shares (4.8) and ranked 9th in the NBA in BPG (1.53 BPG). He also ranked 2nd in the NBA in contested three-pointers and 3rd in the NBA in contested shots per game (11.5).

CAVALIERS PRONUNCIATIONS

Mamadi Diakite (MAH-mah-dee-dee-ah-KEE-tay); Raul Neto (Hah-OOL-Nett-oh); Isaac Okoro (oh-CORE-oh); Cedi Osman (JED-e AUSS-min)

INJURY REPORT

<https://official.nba.com/nba-injury-report-2022-23-season/>

2022-23 REGULAR SEASON CAVALIERS RECORDS

	RECORD	HOME	ROAD	OT
OVERALL	51-31	31-10	20-21	7-0
WESTERN	17-13	11-4	6-9	1-0
EASTERN	34-18	20-6	14-12	6-0
CENTRAL	13-3	8-0	5-3	1-0

STREAKS	
OVERALL	Lost 1
WESTERN	Won 1
EASTERN	Lost 1
CENTRAL	Won 8

2022-23 POSTSEASON SCHEDULE

DATE	OPPONENT	SCORE	RECORD
4/15	vs. Knicks	97-101	L 0-1
4/18	vs. Knicks	7:30 pm	--
4/21	@ Knicks	8:30 pm	--
4/23	@ Knicks	1:00 pm	--

2022-23 REG. SEASON SCHEDULE

DATE	OPPONENT	SCORE	RECORD
10/19	@ Raptors	105-108	L 0-1
10/22	@ Bulls	128-96	W 1-1
10/23	vs. Wizards	117-107*	W 2-1
10/26	vs. Magic	103-92	W 3-1
10/28	@ Celtics	132-123*	W 4-1
10/30	vs. Knicks	121-108	W 5-1
11/2	vs. Celtics	114-113*	W 6-1
11/4	@ Pistons	112-88	W 7-1
11/6	@ Lakers	114-100	W 8-1
11/7	@ Clippers	117-119	L 8-2
11/9	@ Kings	120-127	L 8-3
11/11	@ Warriors	101-106	L 8-4
11/13	vs. Timberwolves	124-129	L 8-5
11/16	@ Bucks	98-113	L 8-6
11/18	vs. Hornets	132-122**	W 9-6
11/20	vs. Heat	113-87	W 10-6
11/21	vs. Hawks	114-102	W 11-6
11/23	vs. Trail Blazers	114-96	W 12-6
11/25	@ Bucks	102-117	L 12-7
11/27	@ Pistons	102-94	W 13-7
11/28	@ Raptors	88-100	L 13-8
11/30	vs. 76ers	113-85	W 14-8
12/2	vs. Magic	107-96	W 15-8
12/4	@ Knicks	81-92	L 15-9
12/6	vs. Lakers	116-102	W 16-9
12/9	vs. Kings	95-106	L 16-10
12/10	vs. Thunder	110-102	W 17-10
12/12	@ Spurs	111-112	L 17-11
12/14	@ Mavericks	105-90	W 18-11
12/16	vs. Pacers	118-112	W 19-11
12/17	vs. Mavericks	100-99*	W 20-11
12/19	vs. Jazz	122-99	W 21-11
12/21	vs. Bucks	114-106	W 22-11
12/23	vs. Raptors	107-118	L 22-12
12/26	vs. Nets	117-125	L 22-13
12/29	@ Pacers	126-135	L 22-14
12/31	@ Bulls	103-102	W 23-14
1/2	vs. Bulls	145-134*	W 24-14
1/4	vs. Suns	90-88	W 25-14
1/6	@ Nuggets	108-121	L 25-15
1/8	@ Suns	112-98	W 26-15
1/10	@ Jazz	114-116	L 26-16
1/12	@ Trail Blazers	119-113	W 27-16
1/14	@ Timberwolves	102-110	L 27-17
1/16	vs. Pelicans	113-103	W 28-17
1/18	@ Grizzlies	114-115	L 28-18
1/20	vs. Warriors	114-120	L 28-19
1/21	vs. Bucks	114-102	W 29-19
1/24	@ Knicks	103-105	L 29-20
1/26	@ Rockets	113-95	W 30-20
1/27	@ Thunder	100-112	L 30-21
1/29	vs. Clippers	122-99	W 31-21
1/31	vs. Heat	97-100	L 31-22
2/2	vs. Grizzlies	128-113	W 32-22
2/5	@ Pacers	122-103	W 33-22
2/6	@ Wizards	114-91	W 34-22
2/8	vs. Pistons	113-85	W 35-22
2/10	@ Pelicans	118-107	W 36-22
2/11	vs. Bulls	97-89	W 37-22
2/13	vs. Spurs	117-109	W 38-22
2/15	@ 76ers	112-118	L 38-23
2/23	vs. Nuggets	109-115	L 38-24
2/24	@ Hawks	119-136	L 38-25
2/26	vs. Raptors	118-93	W 39-25
3/1	@ Celtics	113-117	L 39-26
3/4	vs. Pistons	114-90	W 40-26
3/6	vs. Celtics	118-114*	W 41-26
3/8	@ Heat	104-100	W 42-26
3/10	@ Heat	115-119	L 42-27
3/12	@ Hornets	114-108	W 43-27
3/14	@ Hornets	120-104	W 44-27
3/15	vs. 76ers	109-118	L 44-28
3/17	vs. Wizards	117-94	W 45-28
3/21	@ Nets	115-109	W 46-28
3/23	@ Nets	116-114	W 47-28
3/26	vs. Rockets	108-91	W 48-28
3/28	@ Hawks	118-120	L 48-29
3/31	vs. Knicks	116-130	L 48-30
4/2	vs. Pacers	115-105	W 49-30
4/4	@ Magic	117-113	W 50-30
4/6	@ Magic	118-94	W 51-30
4/9	vs. Hornets	95-106	L 51-31

All Times Cleveland Time (ET)





VS NEW YORK KNICKS | 1-0 (REGULAR SEASON RECORD: 47-35)

2022-23 REGULAR SEASON	PPG	OPP. PPG	FG%	3FG%	FT%	RPG	APG	SPG	TO	BPG
Knicks	116.0	113.1	.470	.354	.761	46.6	22.9	6.43	13.0	4.15
Cavaliers	112.3	106.9	.488	.367	.780	41.1	24.9	7.15	13.3	4.68



2022-23 REGULAR SEASON INDIVIDUAL BESTS				2022-23 REGULAR SEASON KNICKS BESTS				2022-23 REGULAR SEASON TEAM		
Points	42	Donovan Mitchell vs. NYK 3/31/23		Points	48	Jalen Brunson vs. NYK 3/31/23		Biggest Win	13	vs. NYK 10/30/22
Rebounds	13	Jarrett Allen vs. NYK 10/30/22		Rebounds	14	Mitchell Robinson vs. NYK 3/31/23		Biggest Loss	14	vs. NYK 3/31/23
Assists	12	Donovan Mitchell vs. NYK 10/30/22		Assists	9	Jalen Brunson vs. NYK 3/31/23				

CAVS ALL-TIME BEST VS. NYK			NYK ALL-TIME BEST VS. CLE			CLE-CHA SERIES		
Points	52	LeBron James, 2/4/09	Points	42	Patrick Ewing, 11/7/93 (OT)	Biggest Win	40	11/4/88 (133-93)
Rebounds	23	Andre Drummond, 1/15/21	Rebounds	22	3 times	Biggest Loss	32	11/3/18 (94-126)
Assists	18	Mark Price, 2/15/89	Assists	19	Michael Ray Richardson, 3/21/81			

2022-23 REGULAR SEASON VS. KNICKS			2021-22 REGULAR SEASON VS. KNICKS			SERIES HISTORY VS. KNICKS				
DATE	SITE	TIME/RESULT	DATE	SITE	RESULT		ALL-TIME	STREAKS	LAST WIN	LAST LOSS
10/30/22	Cleveland	W, 121-108	11/7/21	New York	W, 126-109	Overall	104-119	Lost 2	10/30/22	3/31/23
12/4/22	New York	L, 81-92	1/24/22	Cleveland	W, 95-93	Home	64-47	Lost 1	10/30/22	3/31/23
1/24/23	New York	L, 103-105	4/2/22	New York	W, 119-101	Road	28-34	Lost 1	4/2/22	1/24/23
3/31/23	Cleveland	L, 116-130								

CLE-NYK 2023 1ST ROUND PLAYOFF SERIES (0-1)

KNICKS 101, CAVALIERS 97 – APRIL 15, 2023 – ROCKET MORTGAGE FIELDHOUSE – CLEVELAND, OH – GAME #1

TEAM	1	2	3	4	OT	FINAL	FG	FGA	FG%	3FG%	FT%	OR	DR	TR	A	PF	ST	TO	BS
NYK	30	20	28	23	-	101	37	88	.420	.276	.864	17	34	51	18	20	11	16	1
CLE	24	21	25	27	-	97	36	83	.434	.323	.714	11	27	38	20	17	9	14	2
TEAM	HIGH PTS			HIGH REB			HIGH AST			TEAM	HIGH PTS			HIGH REB			HIGH AST		
CLE	D. Mitchell: 38			J. Allen: 14			D. Mitchell: 8			NYK	J. Brunson: 27			J. Hart/J. Randle: 10			R. Barrett: 6		

CAVS NOTES: Cleveland recorded nine steals in the game and held the Knicks to 37-88 (.420) shooting from the field and 8-29 (.276) shooting from beyond the arc...**DONOVAN MITCHELL** tallied a game-high 38 points, a game-high eight assists, five rebounds, three steals and one block in 44 minutes. It was Mitchell's 20th game in his postseason career scoring 30+ PTS. Mitchell scored 14 of his points in the 4th quarter, marking the 6th time in his postseason career with 14+ points in the final frame. It was the 8th time in Mitchell's postseason career recording 8+ assists. Mitchell is the second Cavalier in franchise history to finish a playoff game with 38+ PTS, 8+ AST and 3+ STL (LeBron James – 3 times). He was just the 4th Cavalier in team history to record 38+ PTS in a playoff game (LeBron James, Kyrie Irving, Brad Daugherty)...**DARIUS GARLAND** finished with 17 points on 7-13 (.538) shooting from the field, including 2-4 (.500) shooting from beyond the arc, a game-high four steals and one block in 43 minutes during his first career playoff game...**JARRETT ALLEN** contributed his first double-double of the 2023 postseason (3rd career postseason double-double) with 14 points on 6-8 (.750) shooting from the field, a game-high 14 rebounds and four assists in 43 minutes of play. Allen led the Cavaliers in the regular season with a career-high tying 32 double-doubles...**EVAN MOBLEY** contributed a near double-double with eight points, 11 rebounds, two assists and one steal in 37 minutes during his first career playoff game.

CONNECTIONS

Knicks guard **Derrick Rose** played in 16 games for the Cavaliers during the 2017-18 season... Knicks forward **Obi Toppin** played his college ball at Dayton in Dayton, Ohio...Cavs guard **Ricky Rubio** played for Knicks head coach **Tom Thibodeau** on the Minnesota Timberwolves during the 2016-17 season. Cavs guard **Donovan Mitchell** was born in Elmsford, NY which is 46 minutes away from Madison Square Garden...Cavs center **Jarrett Allen** and Knicks center **Jericho Sims** both played collegiately at Texas...Cavs center **Robin Lopez** played for the Knicks during the 2015-16 season...Knicks center **Isaiah Hartenstein** played for the Cavaliers for 16 games during the 2020-21 season...Knicks assistant coach **Johnnie Bryant** was an assistant coach for the Utah Jazz, helping coach Cleveland guard **Donovan Mitchell**...Knicks guard **Duane Washington Jr.** played his college ball at Ohio State in Columbus.

KNICKS-CAVS PLAYOFF SERIES HISTORY

1977-78: Cleveland was the #4 seed and New York the #5 seed. **Cavs lost the Series 0-2.**

GAME 1: NYK - 132, CLE - 114 | **Top Performers - CLE:** Campy Russell, 23 PTS | NYK: Bob McAdoo, 41 PTS. **GAME 2:** NYK - 109, CLE - 107 | **Top Performers - CLE:** Campy Russell, 32 PTS | NYK: Bob McAdoo, 27 PTS.

1994-95: Cleveland was the #6 seed and New York the #3 seed. **Cavs Lost the Series 1-3.**

GAME 1: NYK - 103, Cleveland - 79 | **Top Performers - CLE:** Danny Ferry, 20 PTS, 2 STL | NYK: Patrick Ewing, 21 PTS, 9 REB, 4 AST, 1 STL, 3 BLK. **GAME 2:** CLE - 90, NYK - 84 | **Top Performers - CLE:** Bobby Phills, 21 PTS, 4 REB, 4 STL | NYK: Patrick Ewing, 21 PTS, 12 REB, 2 AST, 2 STL, 2 BLK. **GAME 3:** NYK - 83, CLE - 81 | **Top Performers - CLE:** Mark Price, 21 PTS, 3 REB, 6 AST | NYK: Patrick Ewing, 23 PTS, 10 REB, 6 BLK. **GAME 4:** NYK - 93, CLE - 80 | **Top Performers - CLE:** Bobby Phills, 20 PTS, 4 REB, 2 AST, 1 STL | NYK: Derek Harper, 30 PTS, 8 REB, 6 AST.

1995-96: Cleveland was the #4 seed and New York the #5 seed. **Cavs Lost the Series 0-3.**

GAME 1: NYK - 106, Cleveland - 83 | **Top Performers - CLE:** Dan Majerle, 23 PTS, 5 REB, 5 AST, 1 STL | NYK: Patrick Ewing, 23 PTS, 7 REB, 5 AST, 2 BLK. **GAME 2:** NYK - 84, CLE - 80 | **Top Performers - CLE:** Terrell Brandon, 21 PTS, 12 AST, 2 STL, 1 BLK | NYK: Anthony Mason, 23 PTS, 12 REB, 5 AST. **GAME 3:** NYK - 81, CLE - 76 | **Top Performers - CLE:** Terrell Brandon, 19 PTS, 7 AST, 1 STL | NYK: John Starks, 22 PTS, 5 REB, 4 AST.

2022-23: Cleveland is the #4 seed and New York the #5 seed. **NYK lead series 1-0.**

GAME 1: NYK - 101, Cleveland - 97 | **Top Performers - CLE:** Donovan Mitchell, 38 PTS, 5 REB, 8 AST, 3 STL, 1 BLK | NYK: Jalen Brunson, 27 PTS, 2 REB, 2 AST, 2 STL.





CAVS RECENT GAMES - POSTSEASON (0-1)

KNICKS 101, CAVALIERS 97 – APRIL 15, 2023 – ROCKET MORTGAGE FIELDHOUSE – CLEVELAND, OH – GAME #1 (0-1, 0-1 HOME)

TEAM	1	2	3	4	OT	FINAL	FG	FGA	FG%	3FG%	FT%	OR	DR	TR	A	PF	ST	TO	BS
NYK	30	20	28	23	-	101	37	88	.420	.276	.864	17	34	51	18	20	11	16	1
CLE	24	21	25	27	-	97	36	83	.434	.323	.714	11	27	38	20	17	9	14	2
TEAM	HIGH PTS			HIGH REB			HIGH AST			TEAM	HIGH PTS			HIGH REB			HIGH AST		
CLE	D. Mitchell: 38			J. Allen: 14			D. Mitchell: 8			NYK	J. Brunson: 27			J. Hart/J. Randle: 10			R. Barrett: 6		

CAVS NOTES: Cleveland recorded nine steals in the game and held the Knicks to 37-88 (.420) shooting from the field and 8-29 (.276) shooting from beyond the arc...**DONOVAN MITCHELL** tallied a game-high 38 points, a game-high eight assists, five rebounds, three steals and one block in 44 minutes. It was Mitchell's 20th game in his postseason career scoring 30+ PTS. Mitchell scored 14 of his points in the 4th quarter, marking the 6th time in his postseason career with 14+ points in the final frame. It was the 8th time in Mitchell's postseason career recording 8+ assists. Mitchell is the second Cavalier in franchise history to finish a playoff game with 38+ PTS, 8+ AST and 3+ STL (LeBron James – 3 times). He was just the 4th Cavalier in team history to record 38+ PTS in a playoff game (LeBron James, Kyrie Irving, Brad Daugherty)...**DARIUS GARLAND** finished with 17 points on 7-13 (.538) shooting from the field, including 2-4 (.500) shooting from beyond the arc, a game-high four steals and one block in 43 minutes during his first career playoff game...**JARRETT ALLEN** contributed his first double-double of the 2023 postseason (3rd career postseason double-double) with 14 points on 6-8 (.750) shooting from the field, a game-high 14 rebounds and four assists in 43 minutes of play. Allen led the Cavaliers in the regular season with a career-high tying 32 double-doubles...**EVAN MOBLEY** contributed a near double-double with eight points, 11 rebounds, two assists and one steal in 37 minutes during his first career playoff game.






2023 PLAYOFF NOTES

BACK IN IT: The Cavs are back in the postseason for the **23rd** time in franchise history and first time since 2018. Cleveland is the No. 4 seed in the Eastern Conference playoffs and are matching up with the **No. 5 seeded New York Knicks** in a series for the 4th time in franchise history (1978, 1995 and 1996).

RING, DING, DON: **DONOVAN MITCHELL** opened up Game 1 of this year's First Round series against the Knicks with the **highest scoring game ever by a player in their Cavaliers playoff debut (38 PTS)**. He also has the **7th-highest scoring average ever in NBA postseason history**.

HIGHEST SCORING GAMES IN CAVS PLAYOFF DEBUT		HIGHEST SCORING PLAYOFF CAREER AVERAGE IN NBA HISTORY (MIN. 20 GP)	
PLAYER/DATE	PTS	PLAYER	PLAYOFF PPG
1. DONOVAN MITCHELL (4/15/23 vs. NYK)	38	1. Michael Jordan	33.4
2. LeBron James (4/22/06 vs. WAS)	32	2. Luka Doncic	32.5
3. Kyrie Irving (4/19/05 vs. BOS)	30	3. Allen Iverson	29.7
4. Shawn Kemp (4/23/98 at IND)	25	4. Kevin Durant	29.4
5. Roy Hinson (4/18/85 at BOS)	24	5. Jerry West	29.1
Mitchell also became just the 4th Cavalier in team history to record 38+ PTS in any playoff game (LeBron James, Kyrie Irving, Brad Daugherty).		6. LeBron James	28.7
		7. DONOVAN MITCHELL	28.6

 **40TH PLAYOFF GAME:** Game 1 against the Knicks was Mitchell's 40th career playoff game. He scored **1,143 points** in his first 40 postseason games, the **8th-most** by any NBA player in their first 40 postseason contests, behind only **Michael Jordan (1,431)**, **Wilt Chamberlain (1,357)**, **Elgin Baylor (1,307)**, **Allen Iverson (1,213)**, **Oscar Robertson (1,190)**, **George Gervin (1,166)** and **Kareem Abdul-Jabbar (1,150)**. Mitchell also made the **2nd-most** three-pointers for a player in their first 40 playoff games with 135.

MOST 3FGM IN FIRST 40 CAREER PLAYOFF GAMES	
PLAYER	3FGM
1. Stephen Curry	162
2. DONOVAN MITCHELL	135
3. Damian Lillard	118
4. Eric Gordon	115
5. Ray Allen	113

GREEN LIGHT: Among active NBA players, three-time NBA champion Danny Green has played in the **3rd-most** playoff games and has knocked down the **6th-most** three-pointers in postseason play.

MOST PLAYOFF GAMES PLAYED AMONG ACTIVE NBA PLAYERS		MOST 3FGM IN PLAYOFFS AMONG ACTIVE NBA PLAYERS	
PLAYER	GP	PLAYER	3FGM
1. LeBron James	267	1. Stephen Curry	570
2. Andre Iguodala	177	2. Klay Thompson	461
3. DANNY GREEN	165	3. LeBron James	435
4. Kevin Durant	156	4. James Harden	378
5. Serge Ibaka	152	5. Kevin Durant	347
6. James Harden	151	6. DANNY GREEN	314



2022-23 SEASON NOTES

50-WIN SEASON: Cleveland finished the 2022-23 regular season **tied for the 5th-best record in the NBA at 51-31 (31-10 at home)**, their **best overall record and home mark since 2016-17 (51-31 overall and 31-10 at home)**. This was also the Cavs' 12th time reaching the 50-win mark in franchise history.

2022-23 BEST HOME RECORDS IN NBA		BEST OVERALL RECORDS IN NBA	
TEAM	HOME RECORD	TEAM	OVERALL RECORD
1. MEM	35-6 (.854)	1. MIL	58-24 (.707)
2. DEN	34-7 (.829)	2. BOS	57-25 (.695)
3. GSW	33-8 (.805)	3. PHI	54-28 (.659)
4t. BOS	32-9 (.780)	4. DEN	53-29 (.646)
4t. MIL	32-9 (.780)	5t. CLEVELAND	51-31 (.622)
6. CLEVELAND	31-10 (.756)	5t. MEM	51-31 (.622)

PLAYOFF BOUND: With their win over Houston on March 26, the Cavs clinched a playoff berth for the first time since 2017-18 and 23rd time in franchise history. Cleveland finished as the No. 4 seed.

LOTS OF STREAKS: The Cavs had an **8-game win streak** from Oct. 22-Nov. 6, their longest since Nov. 11-Dec. 6, 2017 (13 straight wins). They also had a **7-game win streak** (Feb. 2-13) and a **5-game win streak** (Dec. 14-21).

DOING IT ON BOTH ENDS OF THE FLOOR: The Cavs were **1 of just 3 teams** (Boston, Philadelphia) to rank in the **Top 10 in the NBA in both offensive (8th, 115.5) and defensive rating (1st, 109.9)**.

OPPONENT PPG NBA LEADERS ('22-23)		DEFENSIVE RATING NBA LEADERS ('22-23)		NET RATING NBA LEADERS ('22-23)	
TEAM	OPP. PPG	TEAM	DEF. RATING	TEAM	NET
1. CLEVELAND	106.9	1. CLEVELAND	109.9	1. BOS	6.7
2. MIA	109.8	2. BOS	110.6	2. CLEVELAND	5.6
3. PHI	110.9	3. MEM	110.7	3. PHI	4.4
4. TOR	111.4	4. MIL	110.9	4. MEM	4.0
5. BOS	111.4	5. CHI	111.5	5. MIL	3.4
MOST WINS BY 10+ POINTS ('22-23)		MOST WINS BY 20+ POINTS ('22-23)		PPG DIFFERENTIAL LEADERS ('22-23)	
TEAM	# OF WINS	TEAM	# OF WINS	TEAM	DIFF.
1. CLEVELAND	33	1t. CLEVELAND	12	1. BOS	+6.5
2t. BOS	31	1t. BOS	12	2. CLEVELAND	+5.4
2t. MEM	31	1t. MEM	12	3. PHI	+4.3
4. MIL	30	4. PHI	11	4. MEM	+3.9
5. DEN	29	4t. SAC, PHX, NYK, DEN	10	5. MIL	+3.6
<p>OFFENSIVE POWER: The Cavs averaged 112.3 PPG, the 2nd-highest in franchise history, behind only the 1979-80 season (114.1 PPG).</p> <p>UNDER 100: The Cavs held teams to under 100 points an NBA-BEST 24 times (23-1 record). No other team had more than 17 such games (next closest was Boston with 16).</p>					

COMEBACK KINGS: The Cavs had **17 wins this season when trailing in a game by at least 10 points (tied for most in NBA this season)**.

CAVS WINS WHEN TRAILING BY 10+ POINTS THIS SEASON (17 WINS)							
OPPONENT	DEFICIT	OPPONENT	DEFICIT	OPPONENT	DEFICIT	OPPONENT	DEFICIT
10/23 vs. WAS	10	12/16 vs. IND	13 *	1/16 vs. NOP	13 *	4/2 vs. IND	10
10/28 at BOS	15 *	12/17 vs. DAL	10 *	2/11 vs. CHI	13 *	4/6 at ORL	11
11/2 vs. BOS	12 *	1/2 vs. CHI	21 *	3/6 vs. BOS	15 *		
11/6 at LAL	12	1/4 vs. PHX	11 *	3/12 at CHA	16 *		
11/27 at DET	12	1/12 at POR	14	3/23 at BKN	10 *		

*Denotes games in which Cavs trailed by double-digits in the second half and won (11 games)

EXTRA ENERGY: In overtime games this past season, the Cavs were a **PERFECT 7-0**, their **most OT wins in a single season in franchise history** and **most by any NBA team this season**. Dating back to last season, Cleveland has **won 9 consecutive overtime games (the 7th-longest streak in NBA history)**.



DONOVAN'S DOMINANCE:

DONOVAN MITCHELL put up strong numbers over his **68 outings** with Cleveland, averaging a career-best **28.3 PPG** (7th in NBA, career highs .484 FG%, .386 3FG%, .867 FT%), **4.3 RPG**, **4.4 APG** and **1.46 SPG** (14th in NBA) in **35.8 MPG**. He scored **20+ PTS** 53 times, **30+ PTS** 31 times and **40+ PTS** 13 times and was **THE ONLY NBA PLAYER** with **25.0+ PPG** AND **1.0 SPG** WHILE SHOOTING **.480+ FG% AND .380+ 3FG%**.

40 BALL: Mitchell was the **FIRST CAVS PLAYER EVER** to **tally 40+ PTS in 4 consecutive games (March 28-April 5)** and first NBA player to do so since James Harden in 2018-19. Mitchell's 13 40-PT games also set a franchise single season record.

SPIDA SCORES 71: In a win over Chicago on Jan. 2, Mitchell tallied a **CAREER-HIGH 71 POINTS** on 22-34 (.647) shooting from the field, including 7-15 (.466) from beyond the arc and 20-25 (.800) shooting from the free throw line, a game-high 11 assists, eight rebounds and one block in a career-high 50 minutes. He set several historical marks that night:

SPIDA SENSES 71

7TH PLAYER IN NBA HISTORY TO RECORD 70+ POINTS IN A GAME

He joined Wilt Chamberlain, Kobe Bryant, David Thompson, David Robinson, Elgin Baylor and Devin Booker.

71 POINTS SET CAVALIERS SCORING RECORD

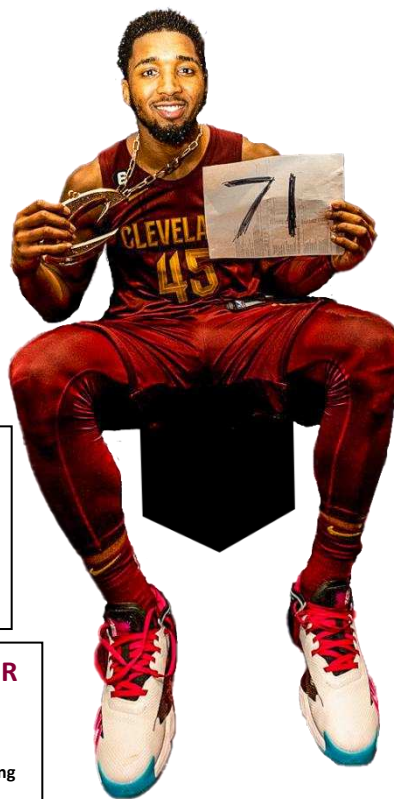
Mitchell shattered the franchise's single game scoring record, beating the previous mark of 57 by LeBron James (11/3/17 at WAS) and Kyrie Irving (3/12/15 vs. SAS).

1ST PLAYER TO HAVE A 70-PT/10-AST GAME IN NBA HISTORY

Mitchell also became the **FIRST PLAYER** in league history with his stat line (71 PTS, 11 AST, 8 REB).

4TH CAVS PLAYER EVER TO SCORE 24 POINTS IN A QUARTER

He had 24 PTS in the 3rd Q, becoming the 4th player in Cavs history with 24+ points in a period (LeBron James, Kevin Love, Darius Garland).



MOST POINTS IN ANY NBA GAME SINCE 2006

Mitchell's performance was the biggest since Kobe Bryant's 81-point game against Toronto on Jan. 22, 2006.

99 POINTS SCORED OR ASSISTED – 2ND MOST EVER!

The 99 points Mitchell created were the 2nd most ever behind the night Wilt Chamberlain scored 100 points in 1962, per ESPN Stats & Information research. Chamberlain also had two assists, creating 104 PTS that night.

SCORED 55 POINTS AFTER HALFTIME

After a 16-point first half, Mitchell scored 42 points in the second half (MOST EVER BY A CAV IN EITHER HALF) and 13 of Cleveland's 15 points in overtime.

HELPED CAVS OVERCOME 21-POINT DEFICIT

It was the Cavs' biggest come-from-behind victory this season. Mitchell had 18 PTS in the 4th Q, including the game-tying tip-in to send the game into overtime.

4TH NBA PLAYER EVER TO MAKE 20 FG AND 20 FT

*Mitchell became the 4th NBA player in league history to make 20 FG and 20 FT in a single game, joining Wilt Chamberlain (3/2/62), Devin Booker (3/24/17) and Michael Jordan (3/28/90).

MOST 40-PT GAMES BY A PLAYER IN FIRST SEASON WITH A TEAM IN NBA HISTORY

PLAYER	40-PT GAMES
1. Wilt Chamberlain (1959-60, PHI)	32
2. DONOVAN MITCHELL (2022-23, CLE)	13
3. Walt Bellamy (1961-62, CHI)	12
4t. Oscar Robertson (1960-61, CIN)	9
4t. Kareem Abdul-Jabbar (1969-70, MIL)	9

SPIDA IS ALREADY TIED FOR THE 2ND-MOST 40-POINT GAMES IN CAVALIERS HISTORY

PLAYER	40-PT GAMES
1. LeBron James (11 seasons)	51
2. DONOVAN MITCHELL (1 season)	13
3. Kyrie Irving (6 seasons)	11

SPIDA HAD THE MOST 40-POINT GAMES IN A SINGLE SEASON IN CAVALIERS HISTORY

PLAYER	40-PT GAMES
1. DONOVAN MITCHELL ('22-23)	13
2. LeBron James ('05-06)	10

MOST POINTS IN A GAME IN NBA HISTORY

DATE	PLAYER	POINTS
March 2, 1962	Wilt Chamberlain	100
Jan. 22, 2006	Kobe Bryant	81
Dec. 8, 1961	Wilt Chamberlain	78
April 9, 1978	David Thompson	73
Nov. 16, 1962	Wilt Chamberlain	73
Jan. 13, 1962	Wilt Chamberlain	73
Nov. 3, 1962	Wilt Chamberlain	72
JAN. 2, 2023	DONOVAN MITCHELL	71
Feb. 26, 2023	Damian Lillard	71
April 24, 1994	David Robinson	71
Nov. 15, 1960	Elgin Baylor	71





★ **ALL-STAR STARTER:** Mitchell was selected as a **starter** for the 2023 NBA All-Star Game in Salt Lake City, Utah (Feb. 19). It marked the 4th NBA All-Star selection for Mitchell (2020-2023) and his 1st time as a starter.

★ **THE SPIDA SHOW:** At the 2023 NBA All-Star Game, Mitchell posted the **MOST POINTS** ever scored by a Cavalier in an All-Star Game, tallying 40 PTS, 10 AST and 8 3FGM. **No other player in NBA history** has ever reached those marks in an All-Star Game.



MOST POINTS SCORED BY A CAVALIER IN AN NBA ALL-STAR GAME

CAVS PLAYER/YEAR	POINTS
DONOVAN MITCHELL (2023)	40
Kyrie Irving (2014)	31
LeBron James (2015)	30
<i>Mitchell also became the 1st player in NBA All-Star Game history to tally 40+ PTS and 10+ AST.</i>	

MITCHELL BECAME THE 4TH CAVALIERS PLAYER EVER TO BE NAMED AN NBA ALL-STAR STARTER

CAVS PLAYER	YEAR AS ALL-STAR STARTER
LeBron James (10 times)	2005-2010, 2015-2018
Kyrie Irving (2 times)	2014, 2017
Shawn Kemp	1998
DONOVAN MITCHELL	2023
<i>Mitchell was the 1st Cavalier selected as an All-Star Game starter since LeBron James in 2018.</i>	

🏀 **2X PLAYER OF THE WEEK:** Mitchell was named the **EASTERN CONFERENCE PLAYER OF THE WEEK** twice this season: Week 9 (Dec. 12-18) and Week 12 (Jan. 2-8). Only 5 other Cavaliers have won multiple POW awards in franchise history (LeBron James-42, Kyrie Irving-4, Andre Miller-2, Terrell Brandon-2, Mike Mitchell-2).

🏀 **SCORING LIKE WILT:** Mitchell topped the 30-point mark 5 times in his first 6 games, including one 40+ PT performance (41 PTS at BOS on 10/28). He became just the **2ND PLAYER IN NBA HISTORY** to record 30+ points in 5 of his first 6 games with a team, joining Wilt Chamberlin (his first 6 games in 1959 with the Warriors).

🏀 **FIRST 10:** Mitchell scored 319 points in the first 10 games, the most by a player in their first 10 outings with the Cavaliers EVER! It was also the 2nd-most points scored by any NBA player in their first 10 games with a team in league history, behind only Wilt Chamberlain (371 points in 1959).

🏀 **RACE TO 1,000:** Mitchell became the **2ND FASTEST PLAYER IN NBA HISTORY** to make 1,000 3FG with his fifth triple at Sacramento on Nov. 9. He also has the 5th-most 3FG since entering the NBA.

FASTEST TO 1,000 CAREER 3FGM IN NBA HISTORY		MOST 3FGM SINCE 2017-18	
PLAYER	GAMES TO REACH 1,000 3FGM	PLAYER	3FGM
Buddy Hield	350	1. Buddy Hield	1,557
DONOVAN MITCHELL	355*	2. Stephen Curry	1,473
Stephen Curry	369	3. James Harden	1,372
<i>Mitchell made his 1,000th career triple on Nov. 9</i>		4. Damian Lillard	1,345
		5. DONOVAN MITCHELL	1,203
Mitchell is also the FASTEST PLAYER IN NBA HISTORY to reach 10,000 PTS and 1,000 3FG (accomplished in his 410 th career game on March 28 at ATL).			
*Mitchell finished the season with a FRANCHISE SINGLE SEASON RECORD 245 3FG (4 th -most in NBA).			
*His 58 multi-3FG games were also the most in a single season in Cavs history.			





DG THE PG: In his 69 appearances, **DARIUS GARLAND** averaged **21.6 points**, a team-high **7.8 assists** (7th in NBA) and **1.23 steals** (23rd in NBA) in **35.5 minutes**. He also shot a career-high **.410 from three** (23rd-best in NBA), tallied **18 double-doubles** and scored **20+ PTS 39 times**, **30+ PTS 8 times** and **40+ PTS 3 times**. His plus/minus of **+441** was the **7th-best** in the NBA.

NBA PLAYERS W/ 20.0+ PPG, 7.0+ APG, .400+ 3FG% (2022-23)
PLAYER
DARIUS GARLAND, CLE
Tyrese Haliburton, IND

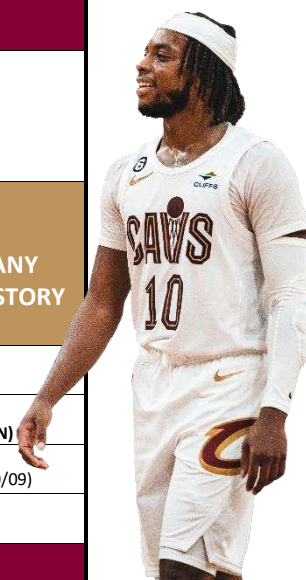
GARLAND'S HIGHEST SCORING GAMES	
PTS	DATE/OPP.
*51	11/13/22 vs. MIN
*46	12/26/22 vs. BKN
41	3/8/22 at IND
*41	11/18/22 vs. CHA
<i>*This Season</i>	

HOT SHOOTING IN FEBRUARY: In the month of February, Garland shot a staggering **29-55 (.527)** from beyond the arc, the **4th-BEST** clip among NBA players with **10+ 3FGM** over that stretch.

41 PTS, 6 AST, 5 STL: In a win over Charlotte on Nov. 18, Garland tallied a game-high 41 points (16-26 FG), six assists, a career-high five steals and one block in a career-high 48 minutes. He became just the **2nd Cavs player in team history to record 40+ PTS, 5+ AST and 5+ STL** (LeBron James – 47 PTS, 8 AST, 5 STL on Feb. 6, 2010 vs. NYK).

51-POINT EXPLOSION: Against Minnesota on Nov. 13, Garland finished with a **career-high 51 points** on 16-30 (.533) shooting from the field, including 10-14 (.714) shooting from beyond the arc, a team-high six assists, two rebounds and one steal in 40 minutes. **Check out historical marks he achieved that night below:**

DG'S 51-POINT NIGHT			
6 TH PLAYER IN NBA HISTORY TO RECORD			
50+ PTS, 10+ 3FG AND 5+ AST			
(STEPHEN CURRY, DAMIAN LILLARD, KYRIE IRVING, JAMES HARDEN AND KLAY THOMPSON)			
4 TH	3 RD	MOST	2 ND
CAVS PLAYER TO SCORE 50 POINTS IN A GAME	CAVS PLAYER TO MAKE 10+ 3FG IN A GAME	POINTS IN A 4 TH QUARTER IN CAVS HISTORY	MOST POINTS SCORED IN ANY SINGLE QUARTER IN CAVS HISTORY
LeBron James (9 times)	Kyrie Irving (11 3FG, 1/28/15)	27 PTS DARIUS GARLAND (11/13/22 vs. MIN)	34 PTS (1 st Q) Kevin Love (11/23/16 vs POR)
Kyrie Irving (2 times)	C.J. Miles (10 3FG, 1/7/14)	24 PTS LeBron James (1/6/08 at TOR)	27 PTS (4th Q) DARIUS GARLAND (11/13/22 vs MIN)
Walt Wesley (2/19/71)	DARIUS GARLAND (10 3FG, 11/13/22)	23 PTS LeBron James (12/4/15 at NOP)	24 PTS (3 times, LeBron James) (4 th Q 1/6/08, 1 st Q 4/11/08, 3 rd Q 2/20/09)
DARIUS GARLAND (11/13/22)		23 PTS LeBron James (11/12/17 vs. BKN)	24 PTS (3 rd Q) Donovan Mitchell (1/2/23 vs. CHI)
SET CAREER HIGHS IN POINTS (51), FGM (16) & 3FGM (10)			




THE RETURN OF DG: In his return from injury in a win over Boston on Nov. 2, Garland posted **29 PTS, 12 AST, 5 REB, 3 STL** and just **1 turnover** in 42 minutes. Only **2 other Cavaliers have ever recorded 25+ PTS, 10+ AST, 5+ REB, 3+ STL and 1 turnover or less** in a single game.

THE ONLY CAVS PLAYERS TO RECORD		
25+ PTS, 10+ AST, 5+ REB, 3+ STL and 1 TURNOVER OR LESS		
PLAYER	DATE/OPPONENT	STAT LINE
DARIUS GARLAND	11/2/22 vs. BOS	29 PTS, 12 AST, 5 REB, 3 STL, 1 TOV
LeBron James	1/16/05 at SEA	35 PTS, 11 AST, 5 REB, 4 STL, 1 TOV
Randy Smith	1/29/80 vs. LAL	31 PTS, 10 AST, 5 REB, 3 STL, 1 TOV





MARVELOUS MOBLEY: EVAN MOBLEY, a **2023 NBA RISING STAR** , played in 79 games and averaged a career-high 16.2 points (.554 FG%-17th best in NBA), a career-high 9.0 rebounds (20th in NBA), 2.8 assists, 0.76 steals and 1.51 blocks (9th in NBA) in 34.4 minutes, while posting 24 double-doubles (25th in NBA).

2022-23 NBA PLAYERS AVERAGING 15.0+ PPG ON .500+ FG%, 8.0+ RPG, 2.0+ APG and 1.0+ BPG	MOST DUNKS IN THE NBA (2022-23)
NBA PLAYER	NBA PLAYER
Joel Embiid, PHI	1. EVAN MOBLEY – 215
EVAN MOBLEY, CLE	2. Rudy Gobert, MIN - 200
Anthony Davis, LAL	3. Giannis Antetokounmpo - 198



SCORING AND BLOCKING: Mobley scored in double figures in 71 games and blocked at least one shot in 59 outings, including a career-best 8-block performance at Detroit on Nov. 4.

MOST GAMES WITH AT LEAST 1 BLOCK IN NBA THIS SEASON	
GAMES	PLAYER
67	Nic Claxton, BKN
66	Brook Lopez, MIL
60	Walker Kessler, UTA
59	EVAN MOBLEY, CLE

MOST BLOCKS IN A SINGLE GAME IN CAVS HISTORY		
BLOCKS	CAVS PLAYER	DATE/OPP.
11	Larry Nance	1/7/89 vs NYK
9	Hot Rod Williams	2/3/88 at WAS
8	EVAN MOBLEY	11/4/22 at DET
8	Larry Nance	11/27/91 vs PHI
8	Larry Nance	3/26/93 at PHI
8	Larry Nance	4/10/92 at NJ

***MOBLEY BLOCKED AT LEAST 3 SHOTS IN A CAREER BEST 5 STRAIGHT GAMES (March 23-April 2), becoming just the 4th Cavs player ever to have such a streak (Zydrunas Ilgauskas-once, Larry Nance-6 times, Hot Rod Williams-3 times)**

A BIT OF EVERYTHING: Mobley tallied 21 points, a career-high 18 rebounds, five assists, two blocks and one steal in a career-high 45 minutes during a win over Charlotte on Nov. 18. He became just the 9th player in Cavaliers history with 20+ PTS, 15+ REB, 5+ AST, 2+ BLK and 1+ STL (LeBron James, Brad Daugherty, Campy Russell, Andre Drummond, Kevin Love, Drew Gooden, Bingo Smith, Cliff Robinson).

FIRST 100 GAMES: Mobley is the **ONLY** player in Cavs history to accumulate 1,400+ PTS on .500+ FG%, 800+ REB, 200+ AST and 150+ BLK in their first 100 career games.

19 BUCKETS VS. BUCKS: Mobley scored a career-high 38 PTS (19-27 FG) in a win over Milwaukee on Jan. 21. All 38 of his points came without making a single 3FG or FT, becoming just the 4th NBA player since three-pointers were adopted in 1979 to accomplish that feat with 38+ PTS.

NBA PLAYERS SINCE 1979 TO TALLY 38+ PTS W/ 0 3FGM & 0 FTM IN A SINGLE GAME	
PLAYER/DATE	STAT LINE
Hakeem Olajuwon (1/30/97 vs. DEN)	48 PTS, 0 3FGM, 0 FTM
Alex English (12/6/88 at NYK)	38 PTS, 0 3FGM, 0 FTM
Alex English (3/3/84 vs. UTA)	44 PTS, 0 3FGM, 0 FTM
George Gervin (1/25/85 vs. SAS)	42 PTS, 0 3FGM, 0 FTM
EVAN MOBLEY (1/21/23 vs. MIL)	38 PTS, 0 3FGM, 0 FTM

DOING IT ALL: In a win at New Orleans on Feb. 10, Mobley became the **FIRST PLAYER IN CAVS HISTORY** to finish a game with 28+ PTS, 13+ REB, 3+ STL, 2+ BLK and .722+ FG%.

BIG IN BROOKLYN: In the victory at Brooklyn on March 23, Mobley (26 PTS, 16 REB, 4 BLK, 0 TO) became the **FIRST PLAYER IN CAVS HISTORY** to record 25+ PTS, 15+ REB, 4+ BLK and 0 turnovers in a single game.

LIKE DREAM AND SHAQ: Against Atlanta on March 28, Mobley became the **3RD PLAYER IN NBA HISTORY** to post 20+ PTS, 15+ REB, 6+ AST, 4+ BLK, 1+ STL and 0 TO.





DOUBLE-DOUBLE JA: JARRETT ALLEN posted a team-high 32 double-doubles, tied for 16th-most in the NBA. He averaged 14.3 points (.644 FG%), 9.8 rebounds, 0.79 steals and 1.24 blocks in 32.6 minutes.

MR. ACCURACY: Allen currently owns the **HIGHEST FG%** in franchise history at .646 in his 175 games with the Cavaliers (min. 100 FGM).

HIGH RANKING: This past season, Allen ranks **6th** in the NBA in FG%, **12th** in RPG and **17th** in BPG.

THE ONLY ONE: Allen was the **ONLY PLAYER** in the East shooting .600+ FG% and averaging 14.0+ PPG.

GETTING IT DONE: From Feb. 6-11, Allen had 4 straight games with 20+ PTS on .650 shooting or better. No other player in Cavs history have every accomplished a feat that long. Cleveland went 4-0 during that span in which he averaged 21.5 points on .740 (37-50) FG%, 11.3 rebounds, 2.0 assists and 1.5 blocks in 32.8 minutes.

JARRETT ALLEN'S CAREER 20-REBOUND GAMES

REB	DATE/OPP.
24	1/16/19 at HOU
22	2/4/22 at CHA
21	11/25/19 at CLE
*20	11/7/22 at LAC
*This Season	

2022-23 NBA LEADERS IN CONTESTED SHOTS PER GAME

PLAYER	CONT. SHOTS PER GAME
1. Brook Lopez, MIL	17.5
2. Nic Claxton, BKN	12.1
3. EVAN MOBLEY, CLE	11.5
4. Ivica Zubac, LAC	11.4
5. Kristaps Porzingis, WAS	11.3
6. JARRETT ALLEN, CLE	11.1

BEST FG% IN EASTERN CONFERENCE

PLAYER	FG%
1. Nic Claxton, BKN	.705
2. Clint Capela, ATL	.653
3. JARRETT ALLEN, CLE	.644



ICE HOT: Over his final 44 games, ISAAC OKORO shot .539 (124-230) from the field and .434 (49-113) from beyond the arc while nearly doubling his scoring average (since Dec. 21).

OKORO ON THE RISE

NUMBERS OVER THE LAST 44 GAMES

.539 FG%, .434 3FG%, 7.9 PPG, 2.7 RPG, 1.5 APG

NUMBERS OVER THE FIRST 32 GAMES

.414 FG%, .224 3FG%, 4.4 PPG, 2.1 RPG, 0.7 APG

ICY IN BROOKLYN: At Brooklyn on March 23, Okoro hit his **first career game-winning basket**, a three-pointer with 0.7 seconds remaining that gave the Cavs a 116-114 victory.

ALL ABOUT VERT: CARIS LEVERT scored in double figures in 48 games, including a 41-point outburst at Boston on Oct. 28, and averaged 12.1 points, 3.8 rebounds, 3.9 assists and 0.97 steals in 30.2 minutes.

WHEN CALLED TO START: In 30 games where LeVert has been a starter this past season, he averaged **15.0 points, 4.4 rebounds, 5.0 assists** and a .424 (70-165) clip from three in 34.3 minutes.

20+ POINT NIGHTS: LeVert topped the 20-point mark 13 times this past season, including a stretch of 3 straight 20-plus point performances from Dec. 9-12 and consecutive 20-point games on 4 occasions this season.

STEALS STREAKING: LeVert recorded a steal in 13 straight games from March 4-23, the longest of his career.

LEVERT'S CAREER 40-POINT GAMES

POINTS	DATE/OPPONENT
51	3/3/20 at BOS
43	1/8/21 at MEM
42	2/4/22 vs. CHI
*41	10/28/22 at BOS
*2022-23 Season	

LEVERT'S LONGEST STREAKS W/1+ STL

STREAK	DATES
13 games	3/4/23 – 3/31/23
8 games	12/1/21 – 12/16/21
8 games	5/5/21 – 10/30/21





PEANUT BUTTER AND CEDI: CEDI OSMAN

scored in double figures in **30** games (6 20-PT games) and averaged **8.7 points** and **2.3 rebounds** in **20.1 minutes** off the bench. He became the **2nd** Cavalier since 1985-86 to record 10+ points off the bench in the Cavs first four games of a season (Jordan Clarkson, 2018-19).

15+ POINTS: Osman scored at least 15 PTS in each of the first 3 games, becoming just the **4th player** in Cavaliers history to record three straight games with 15+ points off the bench to start a season.

CED3: In a win over the L.A. Clippers on Jan. 29, Osman went a perfect 7-7 from beyond the arc and scored a career-high tying 29 PTS in 22 MIN off the bench. He became just the **3rd player** in franchise history to finish a game a perfect 7-7 or better from three, joining Kyrie Irving (7-7, 3/12/15) and Mo Williams (7-7, 11/28/09), and is the **1st** Cavaliers reserve to do so.

2022-23 NBA BENCH LEADERS IN PLUS/MINUS

+/-	PLAYER
+257	1. Immanuel Quickley, NYK
+249	2. Isaiah Joe, OKC
+204	3. CEDI OSMAN, CLE
+182	4. Malcolm Brogdon, BOS

THE ONLY CAVS PLAYERS TO OPEN A SEASON WITH 3 STRAIGHT GAMES OF 15+ PTS OFF THE BENCH

PLAYER	YEAR
Campy Russell	1976-77
Austin Carr	1978-79
Jordan Clarkson	2018-19
CEDI OSMAN	2022-23

CAVS PLAYERS TO SHOOT A PERFECT 7-7 3FG IN A SINGLE GAME (ALL-TIME)

PLAYER	DATE/OPPONENT
Mo Williams (7-7 3FG)	3/12/15 at SAS
Kyrie Irving (7-7 3FG)	11/28/09 vs. DAL
CEDI OSMAN (7-7 3FG)	1/29/23 vs. LAC
*Osman is the 1ST BENCH PLAYER IN CAVS HISTORY to accomplish this feat, and is also the 2ND PLAYER IN TEAM HISTORY to finish a game with 29+ PTS in 22 MIN or fewer.	

JERSEY NUMBERS: Here's a breakdown of the Cavaliers' 2022-23 record by jersey.

White: 19-15

Wine: 18-6

Black: 10-7

City: 4-3



RECENT TRANSACTIONS:

3/14/23 – The Cavaliers signed guard Sam Merrill to a multi-year contract.

3/3/23 – The Cavaliers signed guard Sam Merrill to a 10-day contract.

2/18/23 – The Cavaliers reached a buyout agreement with forward Kevin Love, making him a free agent.

2/15/23 – The Cavaliers signed forward Danny Green for the remainder of the 2022-23 season.

10/15/22 – The Cavaliers exercised the third-year (2023-24) contract option on Evan Mobley and the fourth-year (2023-24) contract option on Isaac Okoro; also waived Sharife Cooper, Mamadi Diakite, Nate Hinton, R.J. Nembhard and Jamorko Pickett.

9/27/22 – The Cavaliers signed forward Dean Wade to a multi-year contract extension.

9/26/22 – The Cavaliers added forwards Mamadi Diakite and Jamorko Pickett and guards Nate Hinton and Sharife Cooper to their 2022 training camp roster.

9/3/22 – The Cavaliers acquired NBA All-Star guard Donovan Mitchell in a trade with the Utah Jazz; In

exchange, Cleveland sent guard Collin Sexton (via sign and trade), forward Lauri Markkanen, guard Ochai Agbaji and three future unprotected first round draft picks (2025, 2027, 2029) to Utah, while also agreeing to pick swaps in 2026 and 2028.

7/9/22 – The Cavaliers signed guard Darius Garland to a multi-year contract extension.

7/8/22 – The Cavaliers signed guard Ricky Rubio, center Robin Lopez and guard Raul Neto.

7/3/22 – The Cavaliers signed guard R.J. Nembhard to a Two-Way contract.

7/2/22 – The Cavaliers signed 2022 NBA Draft picks Ochai Agbaji and Isaiah Mobley (Two-Way).

6/28/22 – The Cavaliers extended a qualifying offer to guard Collin Sexton and a Two-Way contract qualifying offer to guard R.J. Nembhard.

6/24/22 – The Cavaliers selected guard Ochai Agbaji from the University of Kansas with the 14th overall pick in the 2022 NBA Draft; also selected center Khalifa Diop with the 39th pick out of Senegal, forward Isaiah Mobley with the 49th pick out of USC and forward Luke Travers with the 56th pick out of Australia.

CAVALIERS ALL-TIME RANKINGS

*SEVERAL CAVALIER PLAYERS MOVED UP IN THE FRANCHISE'S ALL-TIME TOP 15 CATEGORIES BELOW THIS 2022-23 REGULAR SEASON:

3-POINTERS MADE	TOTAL ASSISTS	FG% (min. 500 FGM)
1. L. James (1,251)	1. L. James (6,228)	1. J. ALLEN (.646)
2. K. Love (1,096)	2. M. Price (4,206)	2. M. West (.553)
3. M. Price (802)	3. J. Bagley (2,311)	3. E. MOBLEY (.533)
4. K. Irving (723)	4. T. Brandon (2,235)	4. B. Daugherty (.532)
5. C. OSMAN (628)	5t. K. Irving (2,115)	5. L. Nance (.530)
6. J. Smith (585)	5t. F. Walker (2,115)	6. C. Boozer (.528)
7. D. Gibson (578)	7. B. Daugherty (2,028)	7. T. Hill (.521)
8. D. GARLAND (553)	8. A. Miller (2,015)	8. T. Thompson (.518)
9. W. Person (550)	9. A. Carr (1,820)	9. L. Nance Jr. (.517)
10. D. Ferry (543)	10. C. Ehlo (1,803)	10. M. Turpin (.516)
11. M. Williams (414)	11. D. GARLAND (1,679)	11. R. Hinson (.516)
12. C. Ehlo (381)	12. G. Huston (1,630)	12. A. Varejao (.511)
13. D. Jones (344)	13. B. Smith (1,566)	13. J. Edwards (.508)
14. C. Sexton (325)	14. J. Cleamons (1,549)	14. D. Robisch (.507)
15. C. Mills (297)	15. B. Knight (1,441)	15. K. Carr (.506)

CAVALIERS ACCOMPLISHMENTS: DARIUS GARLAND moved past Mo Williams (414 3FGM) for sole possession of 10th place in three-pointers made with his first triple against Miami on Nov. 20...CEDI OSMAN moved past Danny Ferry (543 3FGM) for sole possession of 8th place in three-pointers made with his first three against Philadelphia on Nov. 30...CEDI OSMAN passed Wesley Person (550 3FGM) for sole possession of 7th place in three-pointers made with his first three against Dallas on Dec. 17...CEDI OSMAN moved past Daniel Gibson (578) for 6th place in three-pointers made with his 3rd triple against the L.A. Clippers on Jan. 29...CEDI OSMAN moved past JR Smith (585 3FG) for 5th place in three-pointers made with his third triple against Memphis on Feb. 2...DARIUS GARLAND passed Bingo Smith (1,566 AST) for 12th place in assists with his second dish at Boston on March 1...DARIUS GARLAND moved past Danny Ferry (543 3FG) for sole possession of 9th place in three-pointers and also passed Geoff Huston for 12th in assists at Brooklyn on March 21...DARIUS GARLAND moved past Wesley Person (550 3FG) for sole possession of 8th place in three-pointers made with his first triple against Indiana on April 2.

DONOVAN MITCHELL SET THE CAVS RECORD FOR THREE-POINTERS MADE IN A SINGLE SEASON

MOST THREES MADE IN A SINGLE SEASON IN CAVS HISTORY

1. DONOVAN MITCHELL	245
2. J.R. Smith (2015-16)	204
3. Wesley Person (1997-98)	192
4. Kevin Love (2021-22)	187
5. Mo Williams (2008-09)	183
6. Kyrie Irving (2016-17)	177

- Mitchell set the **FRANCHISE RECORD FOR THREES MADE IN A SEASON** with his first triple (205th) at Miami on March 8.
- His **245** triples were also a **CAREER HIGH** for Mitchell (prev. 232 3FGM in 2021-22).

REGULAR SEASON MILESTONES

*YELLOW HIGHLIGHT INDICATES PLAYER IS NEAR MILESTONE

JARRETT ALLEN

600 BLK (549)	Needs 51
2,000 FGM (1,941)	Needs 59
150 Double-Doubles (147)	Needs 3

DARIUS GARLAND

5,000 PTS (4,632)	Needs 368
300 STL (282)	Needs 18
600 3FGM (553)	Needs 47
2,000 AST (1,679)	Needs 321

DANNY GREEN

1,600 3FGM (1,577)	Needs 23
3,000 REB (2,825)	Needs 175

CARIS LEVERT

600 3FGM (565)	Needs 35
----------------	----------

ROBIN LOPEZ

1,000 GP (976)	Needs 24
1,100 BLK (1,042)	Needs 58

DONOVAN MITCHELL

4,000 FGM (3,632)	Needs 368
2,000 AST (1,843)	Needs 157
11,000 PTS (10,156)	Needs 844

EVAN MOBLEY

1,000 FGM (947)	Needs 53
-----------------	----------

RAUL NETO

1,000 FGM (935)	Needs 65
300 3FGM (258)	Needs 42
1,000 AST (913)	Needs 87

ISAAC OKORO

2,000 PTS (1,724)	Needs 276
-------------------	-----------

CEDI OSMAN

4,000 PTS (3,938)	Needs 62
700 3FGM (628)	Needs 72
1,000 AST (814)	Needs 186

RICKY RUBIO

8,000 PTS (7,570)	Needs 430
700 GP (698)	Needs 2
3,000 REB (2,830)	Needs 170

DEAN WADE

1,000 PTS (871)	Needs 129
-----------------	-----------

MILESTONES ACHIEVED THIS 2022-23 REGULAR SEASON: CEDI OSMAN handed out his 700th career assist at Toronto on Oct. 19...DONOVAN MITCHELL recorded his 100th career block vs. Washington on Oct. 23...JARRETT ALLEN grabbed his 3,000th career rebound vs. Orlando on Oct. 26; became the only active player age 25 or younger with 3,000 rebounds...JARRETT ALLEN scored his 4,000th career point with his first point at Boston on Oct. 28...DONOVAN MITCHELL made his 3,000th career field goal with his 8th basket at Boston on Oct. 28...DARIUS GARLAND swiped his 200th career steal against Boston on Nov. 2...CARIS LEVERT grabbed his 1,000th career defensive rebound against Boston on Nov. 2...DONOVAN MITCHELL became the 2nd fastest player in NBA history to make 1,000 3FG with his fifth triple at Sacramento on Nov. 9 (355 games)...DARIUS GARLAND made his 400th three-pointer against Minnesota on Nov. 13, becoming the quickest Cavalier ever to reach that mark (188 games)...ROBIN LOPEZ dished out his 800th career assist against Miami on Nov. 20...RAUL NETO played in his 400th career game at Detroit on Nov. 27...DARIUS GARLAND played in his 200th career game against the L.A. Lakers on Dec. 6...JARRETT ALLEN recorded his 1,000th career offensive rebound and 200th steal against Oklahoma City on Dec. 10...DONOVAN MITCHELL scored his 9,000th career point with his 36th point against Indiana on Dec. 16...EVAN MOBLEY played in his 100th career game against Dallas on Dec. 17...ISAAC OKORO made his 500th career field goal with his 4th basket against Toronto on Dec. 23...CARIS LEVERT scored his 5,000th career point with his 7th point against Toronto on Dec. 23...JARRETT ALLEN recorded his 500th career block with his lone swat at Indiana on Dec. 29...ISAAC OKORO grabbed his 500th career rebound at Denver on Jan. 6...DONOVAN MITCHELL swiped his 500th career steal and made his 1,100th career three-pointer at Utah on Jan. 10...CARIS LEVERT made his 500th career three-pointer with his second three at Memphis on Jan. 18...DARIUS GARLAND became the 4th youngest player in Cavaliers history to reach 4,000 career points with his 12th point at New York on Jan. 24 (LeBron James, Collin Sexton, Kyrie Irving)...EVAN MOBLEY grabbed his 1,000th career rebound with his 5th board at Oklahoma City on Jan. 27...DARIUS GARLAND handed out his 1,500th career assist against Memphis on Feb. 2...DARIUS GARLAND made his 500th career triple at Indiana on Feb. 5, becoming the quickest Cavalier ever to reach that mark (227 games)...EVAN MOBLEY recorded his 100th career steal with his first swipe against Chicago on Feb. 11...DEAN WADE grabbed his 500th career rebound with his 4th board at Philadelphia on Feb. 15...EVAN MOBLEY scored his 2,000th career point with his 7th point at Atlanta on Feb. 24; Mobley (130 GP) became the 2nd-fastest Cavalier to record 2,000+ PTS and 1,000+ REB, behind only Brad Daugherty (123 GP)...JARRETT ALLEN and DONOVAN MITCHELL each played in his 400th career game against Detroit on March 4...ISAAC OKORO played in his 200th career game against Detroit on March 4...EVAN MOBLEY recorded his 200th career block against Detroit on March 4...CEDI OSMAN became just the 5th player in Cavs history to make 600 career three-pointers with his second trey against Boston on March 6...CARIS LEVERT made his 2,000th career field goal with his second basket at Miami on March 8...DANNY GREEN grabbed his 500th career offensive rebound at Charlotte on March 14...CARIS LEVERT recorded his 400th career steal with his second swipe at Charlotte on March 14...JARRETT ALLEN made his 1,000th career free throw with his second make at Brooklyn on March 21...DONOVAN MITCHELL recorded his 10,000th career point with his 13th point at Atlanta on March 28; he became the fastest in NBA history to 10,000 points and 1,000 three-pointers (410 games)...CEDI OSMAN played in his 400th career game against New York on March 31...DONOVAN MITCHELL made his 1,200th career three-pointer at Orlando on April 4.

CAVALIERS OFF THE COURT NOTES

CAVALIERS SEASON OF GIVING:



hosts for the evening were Cavs players **Isaac Okoro** and **Lamar Stevens** who were also joined by head coach **J.B. Bickerstaff**, assistant coach **Luke Walton** and members of the front office and senior leadership team who served the 150 special guests the traditional Thanksgiving meal of turkey with all the fixings.

CAVALIERS COACHES AND PLAYERS DELIVER SMILES AND GIFTS TO PATIENTS AT CLEVELAND CLINIC CHILDRENS: 'Tis the season to spread holiday cheer and that's exactly what the Cleveland Cavaliers did on Tuesday, December 20th. The team visited with patients at Cleveland Clinic Children's and went from room-to-room, bringing joy and holiday gifts to the young patients and their families. The annual Holiday Hospital Visit is part of the Cavs Season of Giving, presented by UPS.

THANKFUL FOR ALL HOLIDAY DINNER: The Cleveland Cavaliers 2022 Season of Giving Delivered by UPS tipped off on Thursday, November 17th with their "Thankful for ALL" holiday dinner at Rocket Mortgage FieldHouse for families that are part of Cleveland Metropolitan School District's Project ACT. The surprise



Stevens (pictured right) also partnered with The Light Center Recovery and several other organizations locally to serve the Akron, OH area by giving out over 150 turkeys and providing an early Thanksgiving dinner for 100+ members of the community at the Ed Davis Community Center in Akron on November 19th.

JARRETT ALLEN – MEALS & MATH: Cavs center Jarrett Allen hosted his sixth annual Meals + Math Thanksgiving event on November 17. The budgeting event provided 25 kids from a local Cleveland elementary school and their families with Thanksgiving groceries while simultaneously teaching kids about math and budgeting.



With support from Giant Eagle, Allen gave each participant a sample grocery list, calculator, and budget of \$100 (in the form of a Giant Eagle gift card). Allen joined volunteers from the Cavs to help the participants calculate costs and budget their meals. In conjunction with this event, Allen also partnered with Microsoft to provide each student with a Surface Tablet and with Beats by Dre to provide EP headphones. Participants also received items for the Cavs and the NBA.

DARIUS GARLAND TURKEY DRIVE: Cavs guard Darius Garland organized a turkey and Thanksgiving meal giveaway on November 17 at Warrensville Heights High School where he gave away more than 250 turkeys and Thanksgiving meals to the community.



CAVALIERS SURPRISE VISIT TO GIANT EAGLE: As part of the season of giving, Evan Mobley, Darius Garland and Donovan Mitchell gave Clevelanders a surprise visit to a local Giant Eagle and were joined by their families to ring up holiday shoppers and take care of the check as part of our annual Season of Giving.

DYLAN WINDLER PROVIDES TARGET SHOPPING SPREE: Cavs forward Dylan Windler surprised 15 single moms and their kids from The Haven Home (an organization that compassionately serves under-resourced women and their children by empowering sustainable independence) with a Target shopping trip in December for the holidays. The families got to pick out gifts and to make their list and check it twice. Each family also left with a little surprise to be sure their holiday cheer didn't stop there!

IMPACTING YOUTH OFF THE COURT:

DONOVAN MITCHELL & YMCA OF GREATER CLEVELAND: Mitchell in the month of December donated Adidas clothing and apparel to the YMCA of Greater Cleveland during a family night event to help provide some winter essentials to the community.

KEVIN LOVE | WORLD MENTAL HEALTH DAY: Hundreds gathered at Rocket Mortgage FieldHouse on October 10th for World Mental Health Day for a multi-school district mental health and safety summit, hosted by the Kevin Love Fund. The kids and teachers in attendance from across Greater Cleveland were surprised by Kevin Love himself at the event where he talked to the crowd for 15 minutes sharing his thoughts on mental health and his mental health journey.

DARIUS GARLAND & OTHER CLEVELAND ATHLETES PROMOTE THE BOYS & GIRLS CLUB: To help promote the Boys & Girls Clubs of Northeast Ohio and their efforts to increase the number of kids it serves, Darius Garland along with Myles Garrett and Kareem Hunt of the Cleveland Browns and United States Olympian (Cleveland native) Katie Nageotte contributed to a fight song for Cleveland called “The Land”, which served as a rallying effort to try and help double the number of kids the Boys & Girls Clubs of Northeast Ohio serves by 2025. It was released on December 21st and hit close to home for Garland who went to the Boys & Girls Club growing up as a child.



RICKY RUBIO | ONE MONTH ONE CAUSE

Once a month In order to encourage and support the work of social organizations in Cleveland, the Ricky Rubio Foundation promotes One Month One Cause which proposes to invite, once a month, a community entity to a Cavaliers game.



This project provides 30 tickets to a representative of the organization to dispose of them and extend the invitation to whomever he or she deems appropriate. Once the game is over, the representative will take a picture with Ricky Rubio on the field.

With this initiative, The Ricky Rubio Foundation pursues multiple objectives. To promote social values, promote social participation, raise awareness among Cavaliers stakeholders and raise awareness about different social issues.

RICKY RUBIO | BOYS HOPE GIRLS HOPE: During the month of December, Ricky Rubio used his one month one cause program to showcase and support Boys Hope Girls Hope of Northeast Ohio. They are an organization that seek to nurture and guide motivated young people in need to become well-educated and career-ready men and women for others. Rubio helped support and showcase their efforts in providing dynamic family-like environments, goal setting and mentoring, as well as emotional, social, and spiritual support for young people in the USA and Latin America.

Rubio has also partnered with other organizations like Prayers for Maria, American Cancer Society, A Breathe of Hope, Special Olympics Ohio, Volunteers of America, LUNgevity Foundation and more.

ALL-STAR WEEKEND:

DONOVAN MITCHELL GIFTS GRAMBLING STATE UNIVERSITY HIS NEW SIGNATURE SHOE THE D.O.N ISSUE #4:

During All-Star Weekend, Adidas announced the extension of its partnership with Grambling State University, An HBCU located in Grambling, Louisiana.

With this partnership, GSU had the chance to highlight their school, its values and its culture and had the opportunity to spread awareness to HBCU's.

As part of the announcement, Donovan Mitchell surprised GSU players with specifically designed pairs of D.O.N Issue #4 exclusive colorway prior to the HBCU Classic, which spotlights the basketball programs of Historically Black Colleges.

In return, GSU gifted Mitchell his very own customized Tigers jersey for his collaboration and support of their school.



EVAN MOBLEY – NBA CARES: As part as the NBA's Day of Service, Evan Mobley and other NBA Rising Stars volunteered with NBA Cares to package 500 backpacks filled with food and essentials for those facing homelessness in Salt Lake City.




It was Mobley's second time involved with NBA Cares during All-Star Weekend having participated in last year's Rising Stars event at the 2022 NBA All-Star Weekend in Cleveland.

HISTORICAL ACHIEVEMENT:

BRAD DAUGHERTY BECAME THE FIRST BLACK PRINCIPAL OWNER TO WIN DAYTONA 500:

On Sunday Feb. 19, Bally Sports Ohio Analyst and Cavalier legend Brad Daugherty became the first black principal NASCAR owner to ever win the Daytona 500. The No. 47 car was driven by Ricky Stenhouse Jr.

It was alongside co-owners and longtime business partners Jodi and Tad Geschickter of JTG Daugherty Racing that the win was captured on NASCAR's biggest stage.





#31 Jarrett Allen

Center - 6-11 - 248lbs - 04/21/1998 - Texas/USA

6th Year Pro

PERSONAL: Is the son of Leonard and Cheryl Allen...has one older brother, Leonard II...father, Leonard, played basketball at San Diego State (1982-85); he was selected by the Dallas Mavericks in the third round of the 1985 NBA Draft (50th overall pick) and played professionally in Europe...won a gold medal with the USA U18 National Team at the FIBA Americas U18 Championship in July 2016 in Valdivia, Chile...attended St. Stephen's Episcopal HS in Austin, Texas...is interested in computers.

	GP	GS	PPG	RPG	APG	SPG	BPG	MPG	FG%	3FG%	FT%		2022-23 HIGHS	CAREER HIGHS
2022-23	68	68	14.3	9.8	1.7	0.79	1.24	32.6	.644	.100	.733	PTS	24 6 times	29 at CHA 2/4/22
Career	409	344	12.0	8.9	1.4	0.59	1.34	27.6	.630	.181	.704	FGM	12 at NYK 1/24/23	13 at WAS 12/3/21
	POINTS				REB	AST	BLK	STL						
	10+	20+	30+		10+	10+	3+	3+	DBL-DBL					
2022-23	52	17	--		37	--	7	3	32		--			
Career	264	49	--		179	--	56	6	147		--			

RECENT GAMES														
OPPONENT	W/L	MIN	FG-A	3P-A	FT-A	OR	DR	TR	A	PF	ST	TO	BS	PTS
4/9 vs. CHA	L	12:00	2-4	0-1	0-0	2	4	6	1	0	0	1	1	4
4/6 at ORL	W					Inactive - Injury								
4/4 at ORL	W	33:38	6-10	0-0	0-0	3	4	7	2	4	0	1	2	12
4/2 vs. IND	W	26:35	6-9	0-0	3-6	4	3	7	1	1	1	1	0	15
3/31 vs. NYK	L					Inactive - Injury								

Injury List — Missed 1 game due to Left Ankle; Soreness (11/13); Missed 1 game due to Illness; Non-Covid Related (11/16); Missed 4 games due to Low Back; Contusion (11/27, 11/28, 12/2, 12/4); Missed 1 game due to Back; Contusion (11/30); Missed 4 games due to Right Eye; Contusion (3/12, 3/14, 3/15, 3/17); Missed 3 games due to Right Groin; Strain (3/28, 3/31, 4/6)

NOTES:

🏆 POSTSEASON:

- Contributed his first double-double of the 2023 postseason (3rd career postseason double-double) with 14 points on 6-8 (.750) shooting from the field, a game-high 14 rebounds and four assists in 43 minutes of play on April 15 vs. NYK.
- 2022-23:** Appeared in 68 games (all starts) with Cleveland.
- Averaged 14.3 points on .645 shooting from the field, 9.8 rebounds, 1.7 assists, 1.24 blocks and 0.79 steals in 32.6 minutes.
- Recorded a season-high tying 32 double-doubles this season.
- Scored in double figures on 52 occasions, including 20+ points 17 times. Cleveland was 15-2 this season when Allen scored 20+ points.
- Grabbed 10+ rebounds 37 times this season and 20+ rebounds once.
- Tallied 13 games with 20+ points and 10+ rebounds (Cavs were 12-1).
- Recorded his 32nd double-double of the season, tying his career-high for double-doubles in a single season. He finished with a season-high tying 24 points, a game-high 14 rebounds, two assists and a game-high tying three blocks in 36 minutes of play on March 26 vs. HOU.
- Tallied a team-high tying 24 points on 12-17 (.705) shooting from the field, a team-high 12 rebounds and one block in 39 minutes on Jan. 24 at NYK.
- Contributed his 17th double-double of the season with 24 points on 9-12 (.750) shooting from the field, a team-high 11 rebounds, five assists, two steals and one block in 37 minutes. Allen scored 18 of his points in the 2nd half on 6-7 (.857) shooting from the field, marking his highest scoring total in the 2nd half this season.
- Contributed his 16th double-double of the season with a season-high tying 24 points on 11-17 (.647) shooting from the field, a team-high 10 rebounds, six assists and one steal in 39 minutes on Jan. 12 at POR. It was the fifth time in his career with 6+ assists and his first career game with 20+ PTS, 10+ REB and 5+ AST.
- Recorded his 14th double-double of the season with 19 points on 8-11 (.727) shooting from the field, a game-high 14 rebounds, one steal and one block in 38 minutes on Dec. 29 at IND. His lone blocked of the game was his 500th career blocked shot.
- Chipped in his 11th double-double of the season with 21 points on 7-9 (.778) shooting from the field, 11 rebounds, one steal and one block in 37 minutes of play on Dec. 10 vs. OKC. He also recorded his 1,000th career offensive rebound and 200th career steal in the game.
- Chipped in 24 points on 11-14 (.785) shooting from the field, 11 rebounds, three steals and one block in 38 minutes on Dec. 6 vs. LAL.
- Tallied his second 20-10 game of the season with a season-high 24 PTS on 10-12 (.833) shooting from the field, a game-high 13 REB, 2 AST and 1 STL in 36 MIN of play on Nov. 23 vs. POR.
- Contributed his eighth double-double of the season with 20 points on 8-11 (.727) shooting from the field, 12 rebounds and a season-high four blocks in a career-high 46 minutes of play on Nov. 18 vs. CHA.
- Recorded 10 PTS, a game-high 20 REB, 3 AST and a game-high 2 BLK in 33 MIN on Nov. 7 at LAC. It was the 4th time in his career he grabbed 20+ REB.





#21 Mamadi Diakite

Forward • 6-9 • 224lbs • 01/21/1997 • Virginia/Guinea

3rd Year Pro

PERSONAL: Was born in Conakry, Guinea to Aboubacar Sidiki Diakite and Aminata Kaba...attended Blue Ridge School in Saint George, Virginia...NBA Champion (2021, Bucks)...NBA G League Champion (2021, Lakeland Magic)...All-NBA G League First Team (2021)...NBA G League All-Defensive Team (2021)...NBA G League All-Rookie Team (2021)...NCAA Champion (2019).

	GP	GS	PPG	RPG	APG	SPG	BPG	MPG	FG%	3FG%	FT%
2022-23	22	2	2.6	1.4	0.4	0.18	0.41	8.0	.480	.333	1.000
Career	49	6	3.2	2.5	0.4	0.31	0.47	10.3	.474	.235	.704

	POINTS	REB	AST	BLK	STL	DBL-DBL	TPL-DBL
10+	20+	30+	10+	10+	3+	3+	3+

2022-23	1	--	--	--	--	--	--
Career	4	--	--	1	--	1	--

RECENT GAMES

OPPONENT	W/L	MIN	FG-A	3P-A	FT-A	OR	DR	TR	A	PF	ST	TO	BS	PTS
4/9 vs. CHA	L	17:09	4-6	1-2	0-0	0	2	2	3	2	1	1	1	9
4/6 at ORL	W	23:37	5-7	1-2	2-2	2	6	8	1	5	1	3	1	13
4/4 at ORL	W													
4/2 vs. IND	W													
3/31 vs. NYK	L													

I - NWT — 1 on the season.; I - GLTW — 34 on the season.; I - P — 1 on the season.

NOTES:

- 2022-23: Appeared in 22 games (two starts) for Cleveland, averaging 2.6 points and 1.4 rebounds in 8.0 minutes
- Scored a season-high 13 points on 5-7 (.714) shooting from the field, eight rebounds, one steal and one block on April 6 at ORL.
- Contributed nine points, three assists, two rebounds, one steal and one block on April 9 vs. CHA.
- Appeared in 12 games (11 starts) in the NBA G League for the Cleveland Charge, averaging 16.8 points, 7.5 rebounds, 2.5 assists and 2.1 blocks in 31.7 minutes.



#10 Darius Garland

Guard • 6-1 • 186lbs • 01/26/2000 • Vanderbilt/USA

4th Year Pro

PERSONAL: Father, Winston, played seven NBA seasons...both of his grandfathers served in the U.S. Army....played on AAU team Bradley Beal Elite and has developed relationship with Wizards All-Star Beal...averaged 28.6 points and shot 59.7 percent as a senior for Brentwood Academy...won a record-tying four state championships...second player in Tennessee history to win three consecutive Mr. Basketball awards, joining Brandon Wright.

	GP	GS	PPG	RPG	APG	SPG	BPG	MPG	FG%	3FG%	FT%
2022-23	69	69	21.6	2.7	7.8	1.23	0.13	35.5	.462	.410	.863
Career	250	246	18.5	2.6	6.7	1.13	0.10	34.0	.449	.387	.871

	POINTS	REB	AST	BLK	STL	DBL-DBL	TPL-DBL
10+	20+	30+	10+	10+	3+	3+	3+

2022-23	67	39	8	--	18	18	--
Career	225	107	16	1	54	24	1

RECENT GAMES

OPPONENT	W/L	MIN	FG-A	3P-A	FT-A	OR	DR	TR	A	PF	ST	TO	BS	PTS
4/9 vs. CHA	L													
4/6 at ORL	W													
4/4 at ORL	W	38:01	6-16	1-4	3-3	0	2	2	10	1	0	3	1	16
4/2 vs. IND	W	39:16	8-20	2-3	2-2	1	2	3	6	2	2	2	0	20
3/31 vs. NYK	L	37:56	8-19	2-4	2-2	0	3	3	9	2	0	2	0	20

Injury List — Missed 3 games due to Left Eye Laceration (10/22, 10/23, 10/26); Missed 2 games due to Left Eye; Laceration (10/28, 10/30); Missed 1 game due to Left Knee; Sprain (11/4); Missed 3 games due to Right Thumb; Sprain (12/31, 1/2, 1/4); Missed 1 game due to Right Thumb; Soreness (2/8); Missed 1 game due to Right Quadricep; Contusion (3/10); Missed 2 games due to Left Lower Leg; Contusion (4/6, 4/9)

NOTES:

- 2022-23: Appeared in 69 games (all starts) with Cleveland.
- Averaged 21.6 points, 7.8 assists, 2.7 rebounds and 1.23 steals in 35.5 minutes.
- Recorded 10+ points in 67 games, 20+ points on 39 occasions, 30+ points on eight occasions, 40+ points on three occasions and 50+ points on one occasion.
- Tallied 18 double-doubles (Cleveland was 14-4 in those games) as well as 10 games with 20+ points and 10+ assists.
- Recorded a game-high 32 points on 11-19 (.578) shooting from the field, including 4-6 (.667) shooting from beyond the arc, a game-high 11 assists and two rebounds in 33 minutes of play on Feb. 2 vs. MEM. It was his third game of the season with 30+ PTS and 10+ AST.
- Tallied his 10th double-double of the season with a game-high 30 points, including shooting 5-10 (.500) from beyond the arc, a game-high 11 assists, six rebounds and one steal in 40 minutes on Jan. 16 vs. NOP. It was the first time in his career recording 30+ points, 10+ assists and 5+ rebounds. Garland scored 25 of his points in the second half on 7-14 (.500) shooting from the field and 4-6 (.667) shooting from beyond the arc, marking the fourth time in his career with 25+ points in a half.
- Finished with a game-high 46 points on 14-20 (.700), including 5-7 (.714) shooting from beyond the arc, a team-high eight assists, three rebounds and one steal in 40 minutes of play on Dec. 26 vs. BKN. He also made a season-high 13 free throws, the second-highest free throw makes in his career (15 FTM on March 11, 2022 at MIA). It was his fourth career 40-point game. Garland became just the third player in Cavaliers history to finish with 40+ PTS, 8+ AST and a .700+ FG%, joining LeBron James and Ron Harper. He is just the 10th player in NBA history to finish with 40+ PTS, 8+ AST and 5+ 3FGM on .700+ FG% in a game.
- Tallied a game-high 41 points on 16-26 (.615) shooting from the field, a game-high tying six assists, a career-high five steals and one block in a career-high 48 minutes. Garland became the second Cavs player in team history to record 40+ PTS, 5+ AST and 5+ STL (LeBron James – 47 PTS, 8 AST, 5 STL on Feb. 6, 2010 vs. NYK).
- Finished with a **career-high 51 points** on 16-30 (.533) shooting from the field, including 10-14 (.714) shooting from beyond the arc, a team-high six assists, two rebounds and one steal in 40 minutes on Nov. 13 vs. MIN. **His 10 three-pointers were a career-high** and he became the third Cavs player in team history with 10+ threes in a game (Kyrie Irving, 11-19 3FG on Jan. 28, 2015 vs. POR and C.J. Miles, 10-14 3FG on Jan. 7, 2014 vs. PHI). Garland scored a career-high 27 of his points in the 4th quarter, including 6-10 (.600) shooting from beyond the arc, marking the 2nd time scoring 20+ points in a quarter for his career. **His 27 fourth quarter points were the most points in a 4th quarter in team history** and the 2nd-most points in any quarter by a Cavs player in team history (Kevin Love, 34 PTS in 1st. Q on Nov. 23, 2016).





#14 Danny Green

Forward • 6-6 • 215lbs • 06/22/1987 • North Carolina/

14th Year Pro

PERSONAL: Born June 22, 1987 in North Babylon, N.Y.... Son of Danny Green Sr. and Rene' Darrell... Attended St. Mary's High School in Manhasset, N.Y., and was named a McDonald's All-American. Attended University of North Carolina (2005-2009), winning a National Championship with the Tar Heels in 2009. Is cousins with former NBA player Gerald Green and current New Orleans Pelicans head coach Willie Green.

	GP	GS	PPG	RPG	APG	SPG	BPG	MPG	FG%	3FG%	FT%
2022-23	11	0	5.5	1.3	0.5	0.55	0.27	12.6	.449	.432	1.000
Career	830	709	8.7	3.4	1.5	1.03	0.76	25.2	.421	.400	.805

	POINTS				REB	AST	BLK	STL		
	10+	20+	30+		10+	10+	3+	3+	DBL-DBL	TPL-DBL
2022-23	2	1	--	--	--	--	--	1	--	--
Career	318	40	1	6	--	--	37	80	5	--

RECENT GAMES

OPPONENT	W/L	MIN	FG-A	3P-A	FT-A	OR	DR	TR	A	PF	ST	TO	BS	PTS
4/9 vs. CHA	L	24:38	5-12	3-10	0-0	1	3	4	1	5	0	3	1	13
4/6 at ORL	W	26:02	8-14	5-9	0-0	0	3	3	3	1	3	1	1	21
4/4 at ORL	W													
4/2 vs. IND	W													
3/31 vs. NYK	L													

Injury List — Missed 45 games due to Left Knee; Surgery Recovery (10/19, 10/27, 10/31, 11/2, 11/4, 11/6, 11/7, 11/9, 11/11, 11/13, 11/15, 11/18, 11/20, 11/22, 11/25, 11/27, 11/30, 12/2, 12/4, 12/5, 12/7, 12/9, 12/12, 12/15, 12/17, 12/23, 12/25, 12/27, 12/29, 12/31, 1/1, 1/4, 1/5, 1/8, 1/9, 1/11, 1/14, 1/16, 1/18, 1/20, 1/22, 1/23, 1/25, 1/27, 1/29); Missed 3 games due to Left Knee Surgery Recovery (10/21, 10/22, 10/24); Missed 1 game due to Left Knee; Surgery (12/20); Missed 1 game due to Left Knee; Rtn From Injury Management (LT Knee Surgery) (2/2); Missed 1 game due to Illness (3/26)

I - T — 1 on the season.; I - HSP — 1 on the season.

🏆 **2022-23:** Appeared in 11 games this season, including three with the Memphis Grizzlies and eight games with Cleveland. In his eight games with the Cavs, averaged 6.5 points and 1.2 rebounds in 11.8 minutes. He also shot 13-29 (.448) from beyond the arc in his eight games with the Cavs.

🏆 Recorded a season-high 21 points on 8-14 (.571) shooting from the field, including 5-9 (.556) shooting from beyond the arc, three assists, three rebounds, three steals and one block in 26 minutes off the bench on April 6 at ORL.



#3 Caris LeVert

Guard • 6-6 • 205lbs • 08/25/1994 • Michigan/USA

7th Year Pro

PERSONAL: Mother is Kim LeVert...Has a brother, Darryl...would like to become a basketball coach after his playing career is over...played football and tennis growing up, in addition to basketball...favorite restaurant is Chipotle...Lists He Got Game as his favorite movie and Power as his favorite television show...Allen Iverson was his favorite basketball player growing up...Lists juggling as his off-court hidden talent...favorite athlete in another sport is Usain Bolt.

	GP	GS	PPG	RPG	APG	SPG	BPG	MPG	FG%	3FG%	FT%
2022-23	74	30	12.1	3.8	3.9	0.97	0.32	30.2	.431	.392	.722
Career	392	210	14.1	3.8	3.9	1.06	0.33	28.1	.436	.344	.735

	POINTS				REB	AST	BLK	STL		
	10+	20+	30+		10+	10+	3+	3+	DBL-DBL	TPL-DBL
2022-23	48	13	1		1	--	2	4	1	--
Career	275	89	16		4	10	8	34	13	1

RECENT GAMES

OPPONENT	W/L	MIN	FG-A	3P-A	FT-A	OR	DR	TR	A	PF	ST	TO	BS	PTS
4/9 vs. CHA	L													
4/6 at ORL	W													
4/4 at ORL	W	35:56	7-10	5-6	0-0	0	3	3	0	1	1	1	0	19
4/2 vs. IND	W	33:01	5-10	2-6	3-4	0	3	3	4	6	0	0	3	15
3/31 vs. NYK	L	37:00	5-12	4-7	1-1	0	4	4	7	1	1	2	1	15

Injury List — Missed 4 games due to Left Ankle; Sprain (11/21, 11/23, 11/25, 11/27); Missed 2 games due to Right Hamstring; Soreness (2/2, 2/5); Missed 1 game due to LT Knee Soreness (4/6)

NOTES:

🏆 **2022-23:** Appeared in 74 games (30 starts) for Cleveland.

🏆 Recorded 10+ points 48 times, 20+ points 13 times and one game with 40+ points.

🏆 Tallied one double-double on the season (21 PTS, 10 REB on Nov. 9 at SAC).

🏆 Chipped in a game-high 23 points on 10-19 (.526) shooting from the field, seven rebounds, four assists and one steal in 37 minutes on Dec. 31 at CHI.

🏆 Tallied a team-high 22 points, including shooting 4-9 (.444) from beyond the arc, four rebounds and four assists in 38 minutes of play on Dec. 10 vs. OKC.

🏆 Chipped in a team-high 22 points, six rebounds and a team-high tying six assists in 37 minutes on Dec. 9 vs. SAC. It was his 11th career game with 20+ PTS, 6+ REB and 6+ AST.

🏆 Recorded a game-high 22 points on 8-11 (.727) shooting from the field, including 3-4 (.750) shooting from beyond the arc, six rebounds, four assists and one steal in 33 minutes off the bench on Nov. 30 vs. PHI. It was his highest shooting percentage of the season.

🏆 Tallied his first double-double of the season with 21 points, a game-high 10 rebounds, six assists and two steals in 38 minutes on Nov. 9 at SAC. It was the fourth time in his career grabbing 10+ rebounds.

🏆 Finished with 41 points, including shooting 11-12 (.916) from the charity stripe, seven assists, four rebounds, and three steals in 43 minutes on Oct. 28 at BOS. LeVert's 42 points are the most he has scored since joining the Cavaliers last season and it was the fourth game of his career with 40+ points. LeVert joined Donovan Mitchell (41 PTS) as the first pair of Cavaliers teammates with 40+ points in a regular season game in franchise history.

	2022-23 HIGHS		CAREER HIGHS	
PTS	21	at ORL 4/6/23	33	vs. PHX 4/11/14
FGM	8	at ORL 4/6/23	12	vs. PHX 4/11/14
FGA	14	at ORL 4/6/23	25	vs. MIA 1/12/21
3FGM	5	at ORL 4/6/23	9	vs. MIA 1/12/21
3FGA	10	vs. CHA 4/9/23	21	vs. MIA 1/12/21
FTM	1	vs. TOR 2/26/23	9	vs. HOU 12/28/14
FTA	1	vs. TOR 2/26/23	10	vs. HOU 12/28/14
OREB	1	3 times	6	vs. MIA 1/12/21
DREB	3	3 times	12	at IND 2/9/15
TREB	4	2 times	12	2 times
ASTS	3	at ORL 4/6/23	7	at LAC 2/21/13
STLS	3	at ORL 4/6/23	5	6 times
BLKS	1	3 times	6	vs. NOP 3/15/18
MINs	26	at ORL 4/6/23	52	vs. MEM 12/17/14





#33 Robin Lopez

Center • 7-0 • 280lbs • 04/01/1988 • Stanford/USA

15th Year Pro

PERSONAL: Full name is Robin Byron Lopez...mother, Deborah Ledford, was a collegiate swimmer at Stanford, ranked second in the world in the 400 individual medley, and tried out for the 1968 U.S. Olympic team...In addition to his twin brother, Brook, who he played with at Stanford and is also a 15-year NBA veteran, has two other brothers, Alexander and Christopher, and one sister, Ursula Richardson.


	GP	GS	PPG	RPG	APG	SPG	BPG	MPG	FG%	3FG%	FT%		2022-23 HIGHS	CAREER HIGHS
2022-23	37	2	3.0	1.4	0.5	0.05	0.22	8.1	.640	.500	.778	PTS	12 at CHI 10/22/22	30 vs. LAC 2/26/10
Career	976	605	8.5	4.8	0.8	0.22	1.07	21.4	.537	.299	.743	FGM	6 at CHI 10/22/22	13 vs. LAC 2/26/10
	POINTS				REB	AST	BLK	STL						
	10+	20+	30+		10+	10+	3+	3+	DBL-DBL					
2022-23	2	--	--	--	--	--	--	--	--	--	--			
Career	406	42	1	100	1	116	1	84	--	--	--			

RECENT GAMES														
OPPONENT	W/L	MIN	FG-A	3P-A	FT-A	OR	DR	TR	A	PF	ST	TO	BS	PTS
4/9 vs. CHA	L	18:43	4-10	0-1	2-2	1	2	3	2	3	0	2	1	10
4/6 at ORL	W	18:56	4-4	0-0	0-0	1	1	2	3	4	1	1	1	8
4/4 at ORL	W													
4/2 vs. IND	W													
3/31 vs. NYK	L	6:56	1-1	0-0	0-0	0	1	1	0	2	0	0	0	2

Injury List — Missed 2 games due to illness (12/26, 12/29)

NOTES:

- 2022-23: Appeared in 37 games (two starts) for Cleveland.
- Tallied two multi-block games on the season.
- Recorded 10 points, three rebounds, two assists and one block in 19 minutes on April 9 vs. CHA.
- Contributed 12 points on 6-7 (.857) shooting from the field, three rebounds and two blocks in 16 minutes off the bench on Oct. 22 at CHI.



#5 Sam Merrill

Guard • 6-4 • 205lbs • 05/15/1996 • Utah State/USA

3rd Year Pro

PERSONAL: Born May 15, 1996 in Bountiful, Utah... Son of Jenny and John Merrill... Graduated in business administration at Utah State... Earned three varsity letters at Bountiful High School, leading the Braves to a state title as a senior... Also lettered in football, baseball and golf, earning all-state honors on the gridiron as a junior.

	GP	GS	PPG	RPG	APG	SPG	BPG	MPG	FG%	3FG%	FT%		2022-23 HIGHS	CAREER HIGHS
2022-23	5	0	5.0	1.8	1.0	0.80	0.00	11.7	.409	.278	1.000	PTS	17 vs. CHA 4/9/23	17 vs. CHA 4/9/23
Career	41	2	3.4	1.1	0.7	0.29	0.02	8.5	.415	.375	.800	FGM	6 vs. CHA 4/9/23	6 2 times
	POINTS				REB	AST	BLK	STL						
	10+	20+	30+		10+	10+	3+	3+	DBL-DBL					
2022-23	1	--	--	--	--	--	--	1	--	--	--			
Career	3	--	--	--	--	--	--	2	--	--	--			

RECENT GAMES														
OPPONENT	W/L	MIN	FG-A	3P-A	FT-A	OR	DR	TR	A	PF	ST	TO	BS	PTS
4/9 vs. CHA	L	25:59	6-12	3-9	2-2	0	4	4	1	1	3	0	0	17
4/6 at ORL	W	21:47	2-6	2-6	0-0	0	4	4	3	0	1	0	0	6
4/4 at ORL	W													
4/2 vs. IND	W													
3/31 vs. NYK	L													

Inactive - G League on Assignment

I - GLA — 5 on the season.

NOTES:

- 2022-23: Appeared in five games for Cleveland.
- Averaged 5.0 points and 1.8 rebounds in 11.8 minutes.
- Recorded a career-high 17 points on 6-12 (.500) shooting from the field, four rebounds and three steals in 26 minutes off the bench on April 9 vs. CHA.
- G LEAGUE (Cleveland Charge):** appeared in 35 games (34 starts) this season for the Cleveland Charge, averaging 16.4 points, 3.4 rebounds, 2.8 assists and 1.1 steals in 33.7 minutes. He scored a season-high 32 points, including a Charge franchise record 10-14 (.714) shooting from the three-point line on February 22 against the Greensboro Swarm.





#45 Donovan Mitchell

Guard • 6-3 • 215lbs • 09/07/1996 • Louisville/USA

6th Year Pro

PERSONAL: Son of Nicole and Donovan Mitchell, Sr...Has one younger sister (Jordan)...Nickname is Spida...Best moment of his athletic career to date was his high-flying dunk at the Elite 24 game...Has a signature shoe line with adidas...his favorite musical artists is Jay Z and he can play the drums and saxophone...Mitchell majored in communications in college at Louisville and his favorite NFL player is former Louisville quarterback, Lamar Jackson...Follow him on twitter @spidamitchell .

	GP	GS	PPG	RPG	APG	SPG	BPG	MPG	FG%	3FG%	FT%		2022-23 HIGHS	CAREER HIGHS			
2022-23	68	68	28.3	4.3	4.4	1.46	0.40	35.8	.484	.386	.867	PTS	71 vs. CHI 1/2/23	71 vs. CHI 1/2/23			
Career	413	405	24.6	4.2	4.5	1.32	0.31	34.1	.448	.365	.839	FGM	22 vs. CHI 1/2/23	22 vs. CHI 1/2/23			
	POINTS				REB	AST	BLK	STL				FGA	34 2 times	36 at SAS 3/23/18			
	10+	20+	30+		10+	10+	3+	3+		DBL-DBL	TPL-DBL	3FGM	8 5 times	9 vs. CHI 3/16/22			
2022-23	66	53	31		3	2	--	12		5	--	3FGA	18 at UTA 1/10/23	18 at UTA 1/10/23			
Career	395	298	117		6	6	--	62		12	--	FTM	20 vs. CHI 1/2/23	20 vs. CHI 1/2/23			
RECENT GAMES													FTA	25 vs. CHI 1/2/23	25 vs. CHI 1/2/23		
OPPONENT	W/L	MIN	FG-A	3P-A	FT-A	OR	DR	TR	A	PF	ST	TO	BS	PTS	OREB	4 2 times	5 3 times
4/9 vs. CHA	L	Inactive - Injury													DREB	10 at GSW 11/11/22	10 at GSW 11/11/22
4/6 at ORL	W	Inactive - Injury													TREB	11 vs. BOS 3/6/23	12 vs. OKC 10/23/19
4/4 at ORL	W	40:58	15-23	5-9	8-9	0	5	5	4	2	0	3	1	43	ASTS	12 vs. NYK 10/30/22	12 vs. NYK 10/30/22
4/2 vs. IND	W	39:45	14-25	3-9	9-12	0	6	6	1	4	3	5	0	40	STLS	4 5 times	5 4 times
3/31 vs. NYK	L	39:51	16-23	6-9	4-5	0	4	4	5	5	0	4	1	42	BLKS	2 3 times	2 12 times
Injury List — Missed 1 game due to Left Ankle; Sprain (11/4); Missed 1 game due to Right Ankle; Strain (11/13); Missed 3 games due to Right Lower Leg; Soreness (12/9, 12/10, 12/12); Missed 5 games due to Left Groin; Strain (1/18, 1/19, 1/31, 1/32, 1/33, 1/37); Missed 1 game due to Left Groin; Sprain (2/9); Missed 4 games due to Left Groin; Missed 1 game due to																	

Injury List — Missed 1 game due to Left Ankle; Sprain (11/4); Missed 1 game due to Right Ankle; Strain (11/13); Missed 3 games due to Right Lower Leg; Soreness (12/9, 12/10, 12/12); Missed 5 games due to Left Groin; Strain (1/18, 1/20, 1/21, 1/26, 1/27); Missed 1 game due to Left Groin; Soreness (2/8); Missed 1 game due to Left Hand; Finger Sprain - Injury Management (3/14); Missed 2 games due to Left Hand; Finger Sprain (4/6, 4/9)

NOTES:

POSTSEASON:

Tallied a game-high 38 points, a game-high eight assists, five rebounds, three steals and one block in 44 minutes. It was Mitchell's 20th game in his postseason career scoring 30+ PTS. Mitchell became the second Cavalier in franchise history to finish a playoff game with 38+ PTS, 8+ AST and 3+ STL (LeBron James – 3 times).

2022-23: Appeared in 68 games (all starts) for Cleveland.

Averaged a **career-high 28.3 points** (.484 FG%, .386 3FG%), 4.4 assists, 4.3 rebounds and 1.43 steals in a career-high 35.8 minutes. He also shot a career-best .867% from the free throw line.

His 28.3 PPG was the 5th-highest points per game in a single season in Cavaliers team history.

Mitchell recorded a career-high five double-doubles on the season.

Recorded a franchise-high and career-high 245 three-pointers, marking the second-most triples made in NBA history in a players first season with a new team.

Recorded 10+ points 66 times, 20+ points 53 times, 30+ points 31 times, 40+ points on 13 occasions and one game with 70+ points.

Mitchell's 13 games of 40+ points were the most in a single season in Cavaliers team history and the second-most 40-point games in a single season for a players first year on a new team, behind only Wilt Chamberlain (32 in 1959-60 w/ PHI).

Recorded 4-straight games with 40+ points to end the season, becoming the first player in Cavaliers history with 4-straight 40-point games and first player in the NBA since James Harden in 2018-19

Finished with a game-high 40 points on 14-25 (.560) shooting from the field, six rebounds and a game-high tying three steals in 39 minutes on April 2 vs. IND. It was Mitchell's 3rd-straight game with 40+ points, becoming the first Cavalier in franchise history to record 3-straight games with 40+ points.

Recorded 40 points, a season-high 11 rebounds, four assists, and one block in 47 minutes on March 6 vs. BOS. It was his first career game with 40+ PTS and 10+ REB.

Recorded a game-high 44 points on 17-32 (.531) shooting from the field, five assists, and four rebounds in 44 minutes on March 1 at BOS. It was his 7th 40-point game of the season and his 23rd game with at least 30 points.

Tallied a game-high 35 points, including 8-12 (.667) shooting from beyond the arc, six rebounds, four assists, a game-high three steals and one block in 34 minutes on Feb. 26 vs. TOR. His eight triples tied his season high for three-pointers made in a game.

Chipped in a game-high 41 points on 16-26 (.615) shooting from the field, including 6-13 (.461) shooting from beyond the arc, five assists, three rebounds, one steal and one block in 37 minutes on Feb. 13 vs. SAS. It was his sixth game with 40+ points on the season.

Finished with a game-high 46 PTS on 14-27 (.518) shooting from the field, including 11-11 shooting from the foul line to go with six assists, five rebounds and a game-high three steals in 36 minutes on Jan. 10 at UTA. His 46 points were the second-most points in a players first road game vs. their former team in NBA history.

Tallied a **CAREER-HIGH 71 points** on 22-34 (.647) shooting from the field, including 7-15 (.466) from beyond the arc and 20-25 (.800) shooting from the free throw line, a game-high 11 assists, eight rebounds and one block in a career-high 50 minutes of play on Jan. 2nd vs. CHI. **He was just the 7th player in NBA HISTORY to record 70+ points in a game** (Wilt Chamberlain, Kobe Bryant, David Thompson, David Robinson, Elgin Baylor and Devin Booker). His 71 points were the most points scored in Cavaliers history, surpassing the previous high of 57 points (LeBron James and Kyrie Irving). **He was the ONLY PLAYER IN NBA HISTORY to record 70+ PTS, 11+ AST and 8+ REB in a game.** No other player in league history has ever recorded 70 points and 10 assists in a game.

Mitchell recorded 24 of his points in the third quarter, including a perfect 12-12 shooting from the free throw line in the quarter. It was the sixth time in his career with 20+ points in a single quarter.

Finished with a game-high 41 points on 14-24 (.583) shooting from the field, including 8-15 (.533) shooting from beyond the arc, three assists and one steal in 37 minutes on Dec. 16 vs. IND. He scored 18 of his points in the fourth quarter on 5-6 (.833) shooting from the field. It was his season-high for points in the 4th quarter.

Recorded a game-high 43 points, including 4-8 (.500) shooting from beyond the arc, six rebounds, five assists and a game-high four steals in 40 minutes on Dec. 6 vs. LAL. Mitchell was the 3rd player in Cavs history with 40+ PTS, 5+ REB, 5+ AST and 4+ STL.





#4 Evan Mobley

Forward/Center • 7-0 • 215lbs • 06/18/2001 • USC/USA

2nd Year Pro

PERSONAL: In addition to being teammates now on the Cavs, played with his brother, Isaiah, at USC in 2020-21...father, Eric, is an assistant coach at USC and played professionally overseas...has an extensive sneaker collection...first sport was soccer, which helped with his footwork...attended Rancho Christian High School in Temecula, California, where he averaged 20.5 points, 12.2 rebounds, 5.2 blocks and 4.6 assists during his senior season and was named the 2019-20 Morgan Wooten National High School Player of the Year...was a 2020 McDonald's All-American, a two-time California Gatorade Player of the Year and a 2020 Naismith Player of the Year finalist...won gold medals with USA Basketball at the 2019 FIBA U-19 World Cup and 2018 FIBA U-17 World Cup.

	GP	GS	PPG	RPG	APG	SPG	BPG	MPG	FG%	3FG%	FT%		2022-23 HIGHS	CAREER HIGHS
2022-23	79	79	16.2	9.0	2.8	0.76	1.51	34.4	.554	.216	.674	PTS	38 vs. MIL 1/21/23	38 vs. MIL 1/21/23
Career	148	148	15.6	8.7	2.7	0.78	1.58	34.1	.533	.232	.669	FGM	19 vs. MIL 1/21/23	19 vs. MIL 1/21/23
	POINTS				REB	AST	BLK	STL						
	10+	20+	30+		10+	10+	3+	3+		DBL-DBL		TPL-DBL		
2022-23	71	18	2		26	--	15	2		24		--		
Career	128	30	3		48	--	31	4		45		--		
RECENT GAMES														
OPPONENT	W/L	MIN	FG-A	3P-A	FT-A	OR	DR	TR	A	PF	ST	TO	BS	PTS
4/9 vs. CHA	L	12:00	3-7	0-0	0-0	2	3	5	0	0	0	1	0	6
4/6 at ORL	W	Inactive - Rest												
4/4 at ORL	W	35:23	5-10	1-2	3-4	1	6	7	4	3	1	0	1	14
4/2 vs. IND	W	39:09	7-17	0-1	0-0	5	11	16	4	3	0	0	4	14
3/31 vs. NYK	L	41:04	6-8	0-0	2-3	0	7	7	5	1	0	0	3	14
Injury List — Missed 2 games due to Right Ankle; Soreness (12/31, 1/2)														
I - R — 1 on the season.														

NOTES:

- 🏆 **2022-23:** Appeared in 79 games (all starts) for Cleveland. His 79 games were the most appearance by any member of the Cavaliers this season.
- 🏆 Averaged 16.2 points (career-high), 9.0 rebounds (career-high), 2.8 assists (career-high), 1.51 blocks and 0.76 steals while shooting .554 FG% (career-high) in 34.4 minutes (career-high).
- 🏆 Tallied 10+ points in 71 games, 20+ points in 18 games and 30+ points on two occasions. Mobley recorded 10 games with 20+ points and 10+ rebounds.
- 🏆 Recorded a career-high 24 double-doubles on the season and grabbed 10+ rebounds on 26 occasions.
- 🏆 Tallied 4+ blocked shots in eight games this season including a career-high eight blocks on Nov. 4 at DET. Had 5-straight games with 3+ blocks from March 23-April 2.
- 🏆 Chipped in two games this season with 20+ points, 5+ rebounds and 5+ assists. Had 12 occasions on the years with 5+ assists.
- 🏆 Recorded zero turnovers in a career-best four consecutive games from March 28-April 4.
- 🏆 Recorded his 22nd double-double of the season with 26 points, 16 rebounds, three assists, four blocks, one steal and zero turnovers in 40 minutes of play on March 23 at BKN. Mobley became the first Cavalier in team history to finish a game with 20+ PTS, 15+ REB, 4+ BLK and 0 turnovers. It was his second career game with 25+ PTS and 15+ REB.
- 🏆 Contributed 20 points on 8-15 (.533) shooting from the field, a team-high eight rebounds, a game-high four blocks and three assists in 35 minutes on March 17 vs. WAS. It was Mobley's first career game with 20+ points, 8+ rebounds and 4+ blocks
- 🏆 Chipped in 31 points on 12-19 shooting from the field, nine rebounds, one steal and one block in 38 minutes of play. He scored 14 of his points in the first quarter, tying his season-high for points in any quarter.
- 🏆 Tallied 28 points on 13-18 shooting from the field, a game-13 rebounds, two assists, a game-high three steals and two blocks in 37 min on Feb. 10 at NOP. It was his first game of the season with 25+ PTS and 10+ rebounds.
- 🏆 Recorded a career-high 38 points on 19-27 (.704) shooting from the field, nine rebounds and three assists in 38 minutes on Jan. 21 vs. MIL. Mobley scored 20 of his points in the second half, also marking his career high for points in any half. He is just the fourth Cavaliers played aged 21 or younger to record 38+ PTS in a game (LeBron James, Collin Sexton and Kyrie Irving). His 19 field goal made are tied for the most by a Cavs player aged 21 or younger (LeBron James, 3 times). He is just the fourth NBA player since three-pointers were adopted in 1979 to record 38+ PTS without a single three-pointer or free throw made (Hakeem Olajuwon, 48 PTS on Jan. 30, 1997, Alex English, 2 times and George Gervin, 42 PTS on Jan. 25, 1985). It was his second career 30-point game (30 PTS on March 14, 2022 vs. LAC).
- 🏆 Recorded his 10th double-double of the season with 21 points on 8-14 (.571) shooting from the field, a team-high 12 rebounds and three assists in 37 minutes on Dec. 10 vs. OKC.
- 🏆 Chipped in his eighth double-double of the season with 18 points on 9-10 (.900) shooting from the field, a game-high 13 rebounds, four assists, a team-high two blocks and one steal in 38 minutes on Dec. 2 vs. ORL. His .900 FG% was a career-high (min. 5 FGM).
- 🏆 Recorded 18 points, a game-high 15 rebounds, one steal and two blocks in 33 minutes on Nov. 28 at TOR. It was his 5th career game with 15+ PTS and 15+ REB.
- 🏆 Finished with his third double-double of the season, chipping in 21 points, a career-high 18 rebounds, five assists, two blocks and one steal in a career-high 45 minutes. It was his first career game with 20+ PTS, 15+ REB and 5+ AST. Mobley became the 9th Cavalier in team history with 20+ PTS, 15+ REB, 5+ AST, 2+ BLK and 1+ STL.
- 🏆 Tallied 11 PTS, 8 REB, a CAREER-HIGH 8 BLK and 2 AST in 30 MIN on Nov. 4 at DET. Mobley became the youngest Cavaliers player to record 8 blocks and just the third Cavs player in team history with 8+ BLK (Hot Rod Williams and Larry Nance).





#15 Isaiah Mobley

Forward • 6-10 • 240lbs • 09/24/1999 • USC/USA

Rookie

PERSONAL: His parents are Eric and Nicol Mobley...averaged 22 points, 13 rebounds, four assists and three blocks at Rancho Christian High School...was the only Californian to play in the 42nd annual McDonald's All-American Game at State Farm Arena in Atlanta...his brother Evan Mobley was an NBA All-Rookie First Team selection for the Cavaliers last season and was selected with the 3rd pick by the Cavaliers in the 2021 NBA Draft.

	GP	GS	PPG	RPG	APG	SPG	BPG	MPG	FG%	3FG%	FT%		2022-23 HIGHS	CAREER HIGHS
2022-23	12	0	2.6	1.7	0.3	0.33	0.25	7.0	.429	.375	1.000	PTS	18 at ORL 4/6/23	18 at ORL 4/6/23
Career	12	0	2.6	1.7	0.3	0.33	0.25	7.0	.429	.375	1.000	FGM	7 at ORL 4/6/23	7 at ORL 4/6/23
	POINTS													
	10+	20+	30+	REB	AST	BLK	STL		DBL-DBL		TPL-DBL			
2022-23	1	--	--	--	--	--	1		--		--			
Career	1	--	--	--	--	--	1		--		--			

RECENT GAMES														
OPPONENT	W/L	MIN	FG-A	3P-A	FT-A	OR	DR	TR	A	PF	ST	TO	BS	PTS
4/9 vs. CHA	L	22:58	0-6	0-2	2-2	1	3	4	2	3	0	0	0	2
4/6 at ORL	W	28:45	7-12	2-3	2-2	2	2	4	1	3	3	1	2	18
4/4 at ORL	W													
4/2 vs. IND	W													
3/31 vs. NYK	L													
Inactive - G League Two-Way														

I - GLTW — 55 on the season.

NOTES:

- 2022-23: Appeared in 12 games for Cleveland.
- Averaged 2.6 points and 1.7 rebounds in 7.0 minutes.
- Finished with a career-high 18 points on 7-12 (.583) shooting from the field, four rebounds, three steals and two blocks in 29 minutes off the bench on April 6 at ORL.
- Recorded his first career NBA points with a three-pointer on Oct. 22 at CHI.
- Selected in the second round (49th overall pick) in the 2022 NBA Draft by the Cleveland Cavaliers.
- Appeared in 22 games (all starts) in the NBA G League for the Cleveland Charge, averaging 21.0 points (.522 FG%, .353 3FG%, .730 FT%), 8.5 rebounds, 3.9 assists and 1.14 blocks in 33.0 minutes.



#19 Raul Neto

Guard • 6-2 • 180lbs • 05/19/1992 • UCAM Murcia (Spain)/Brazil

8th Year Pro

PERSONAL: Born Raul Togni Neto on May 19, 1992, in Belo Horizonte, Minas Gerais, Brazil...Name is pronounced "Hah-OOL Nett-oh"...Speaks fluent Portuguese, Spanish and English...Says his dad is the biggest influence in his life...If he wasn't a basketball player, he would be an engineer...Lists his favorite food as sushi...Basketball player he most looks up to is Steve Nash...Used his first NBA paycheck to take his brother out to dinner...Follow him on twitter at @RaulTogni.

	GP	GS	PPG	RPG	APG	SPG	BPG	MPG	FG%	3FG%	FT%		2022-23 HIGHS	CAREER HIGHS
2022-23	48	1	3.3	1.0	1.6	0.35	0.08	10.5	.518	.286	.912	PTS	14 2 times	25 at TOR 5/6/21
Career	435	99	5.7	1.5	2.1	0.64	0.08	15.5	.458	.361	.812	FGM	5 2 times	10 vs. ORL 12/27/20
	POINTS													
	10+	20+	30+	REB	AST	BLK	STL		DBL-DBL		TPL-DBL			
2022-23	4	--	--	--	--	--	1		--		--			
Career	83	7	--	--	1	--	17		--		--			

RECENT GAMES														
OPPONENT	W/L	MIN	FG-A	3P-A	FT-A	OR	DR	TR	A	PF	ST	TO	BS	PTS
4/9 vs. CHA	L	21:36	4-9	0-3	5-5	1	0	1	6	4	1	2	0	13
4/6 at ORL	W	24:22	3-6	0-1	2-2	1	1	2	8	4	0	6	1	8
4/4 at ORL	W													
4/2 vs. IND	W													
3/31 vs. NYK	L	9:41	0-1	0-1	0-0	1	2	3	2	1	0	0	0	0

Injury List — Missed 1 game due to Right Ankle; Sprain (11/2); Missed 1 game due to Left Hamstring; Tightness (3/23); Missed 2 games due to Left Hamstring; Strain (3/26, 3/28)

NOTES:

- 2022-23: Appeared in 48 games (one start) for Cleveland.
- Averaged 3.3 points and 1.6 assists in 10.5 minutes. Tallied 10+ points on four occasions and 5+ assists in five games.
- Recorded a season-high tying 14 points, a season-high eight assists, and a season-high four steals in 36 minutes of play during his first start of the season on Feb 8 vs. DET. It was the fifth time in his career he had recorded 4+ steals.
- Tallied a season-high 14 points on 5-7 (.714) shooting from the field, two rebounds, one block and one steal in 21 minutes off the bench on Jan. 4 vs. PHX.
- Chipped in 10 PTS, 5 REB, 5 AST and 2 STL in 24 MIN off the bench in a win on Nov. 4 at DET.





#35 Isaac Okoro

Guard • 6-6 • 225lbs • 01/26/2001 • Auburn/USA

3rd Year Pro

PERSONAL: Named to the Auburn Athletic Director's Honor Roll after maintaining at least a 3.5 GPA in the fall...son of Godwin and Gloria Okoro...father, Godwin, emigrated from Nigeria to the United States in the 1980s...played at McEachern High School where he had his No. 35 jersey retired...was a four-time all-state selection...led team to 32-0 record and the state title in 2018-19, the first in the school's history...team was ranked No. 1 in the country according to MaxPreps, BlueStar Media and the Prep Circuit Power 50...averaged 19.7 points, 10.1 rebounds, 3.2 assists and 2.7 steals as a senior...named the 2019 AJC Player of the Year...graduated with honors...has three siblings: Michael, Rachel and Ashley.

	GP	GS	PPG	RPG	APG	SPG	BPG	MPG	FG%	3FG%	FT%		2022-23 HIGHS	CAREER HIGHS
2022-23	76	46	6.4	2.5	1.1	0.74	0.39	21.7	.494	.363	.757	PTS	20 at IND 2/5/23	32 vs. PHX 5/4/21
Career	210	174	8.2	2.8	1.6	0.83	0.36	27.6	.459	.330	.749	FGM	7 at IND 2/5/23	10 vs. PHX 5/4/21
	POINTS				REB	AST	BLK	STL						
	10+	20+	30+		10+	10+	3+	3+		DBL-DBL			TPL-DBL	
2022-23	18	1	--		--	--	1	3		--			--	
Career	79	8	1		1	--	2	12		1			--	
RECENT GAMES														
OPPONENT	W/L	MIN	FG-A	3P-A	FT-A	OR	DR	TR	A	PF	ST	TO	BS	PTS
4/9 vs. CHA	L													Inactive - Injury
4/6 at ORL	W													Inactive - Injury
4/4 at ORL	W													Inactive - Injury
4/2 vs. IND	W													Inactive - Injury
3/31 vs. NYK	L													Inactive - Injury
Injury List — Missed 6 games due to Left Knee; Soreness (3/28, 3/31, 4/2, 4/4, 4/6, 4/9)														

NOTES:

- 🏆 **2022-23:** Appeared in 76 games (46 starts) with Cleveland
- 🏆 Averaged 6.4 points, 2.5 rebounds and 1.1 assists in 21.8 minutes.
- 🏆 Scored in double figures in 18 games this season and tallied one game of 20+ points.
- 🏆 Recorded 11 points on 4-5 (.800) shooting from the field in 30 minutes on March 23 at BKN. Okoro hit his first career game-winning shot with a corner three-pointer with less than a second on the clock to help secure the 116-114 victory.
- 🏆 Recorded a season-high 20 points on 7-9 (.778) shooting from the field, including 3-5 (.750) shooting from beyond the arc, three rebounds, three assists and a team-high tying two steals in 29 minutes of play on Feb. 5 vs. IND.
- 🏆 Finished with 17 points on 6-6 shooting from the field, including 4-4 shooting from beyond the arc, three rebounds and a team-high tying two blocks in 34 minutes on Jan. 18 at MEM. It was his most field goals made without a miss in a single game of his NBA career.
- 🏆 Tallied 14 points, including 4-6 (.667) shooting from beyond the arc and three rebounds in 23 minutes. His four triples tied his career-high for three-pointers made in a game.
- 🏆 Recorded a season-high 15 points on 4-6 (.667) shooting from the field, three rebounds, two assists and a career-high tying three blocks in 20 minutes on Dec. 23 vs. TOR.
- 🏆 Recorded 11 points on 5-7 (.714) shooting from the field, five rebounds, two assists and a game-high tying three steals in 22 minutes off the bench. It was his 10th career game with 3+ steals.
- 🏆 Chipped in 13 points and four rebounds in 32 minutes off the bench on Nov. 25 at MIL.
- 🏆 Contributed a season-high 13 points on 4-8 (.500) shooting from the field, four rebounds and two assists in 29 minutes off the bench on Nov. 20 vs. MIA. Okoro scored all 13 of his points in the 1st half on 4-5 (.800) shooting from the field, his most points in a half since scoring 13 PTS in the 1st half on March 4, 2022 at PHI.



#16 Cedi Osman

Forward • 6-7 • 230lbs • 04/08/1995 • Anadolu Efes (Turkey)/Macedonia/Turkey

6th Year Pro

PERSONAL: Born in Ohrid, Macedonia...spent part of his childhood living in Bosnia after moving there as a young child...name is pronounced JED-e AUS-min...favorite hobbies are playing video games and watching TV/movies...favorite sport other than basketball is volleyball...favorite movie is Green Mile...favorite childhood superhero was the Incredible Hulk...favorite food

	GP	GS	PPG	RPG	APG	SPG	BPG	MPG	FG%	3FG%	FT%
2022-23	77	2	8.7	2.3	1.5	0.45	0.14	20.1	.451	.372	.694
Career	404	183	9.7	3.0	2.0	0.68	0.15	23.6	.427	.353	.715

	POINTS				REB	AST	BLK	STL		
	10+	20+	30+		10+	10+	3+	3+	DBL-DBL	TPL-DBL
2022-23	30	6	--		1	--	--	3	1	--
Career	195	38	--		8	2	--	17	8	--

RECENT GAMES

OPPONENT	W/L	MIN	FG-A	3P-A	FT-A	OR	DR	TR	A	PF	ST	TO	BS	PTS
4/9 vs. CHA	L	16:04	1-3	0-1	2-3	1	1	2	2	3	1	2	0	4
4/6 at ORL	W	22:07	7-11	4-6	1-1	0	5	5	4	0	0	1	0	19
4/4 at ORL	W	5:10	0-1	0-0	2-2	0	2	2	0	0	0	0	0	2
4/2 vs. IND	W	8:45	1-3	1-2	1-2	0	0	0	1	0	0	0	0	4
3/31 vs. NYK	L	20:44	4-9	4-8	2-2	1	0	1	2	3	0	1	1	14

Injury List — Missed 1 game due to Low Back; Soreness (12/29); Missed 1 game due to Neck; Spasms (2/15)

NOTES:

- 🏆 **2022-23:** Appeared in 77 games (two starts) for Cleveland.
- 🏆 Averaged 8.7 points, 2.3 rebounds and 2.0 assists in 20.1 minutes.
- 🏆 Recorded 10+ points 30 times and 20+ points six times. Recorded 10+ points 29 times off the bench which ranked 10th in the Eastern Conference for games with 10+ points off the bench.
- 🏆 Made 4+ three-pointers in a game nine times on the season including a season high 7 3FGM on Jan. 29 vs. LAC.
- 🏆 Finished with a career-high tying 29 points on 11-13 (.846) shooting from the field, including a career-best 7-7 from beyond the arc, two rebounds, two assists, two steals and one block in 22 minutes off the bench on Jan. 29 vs. LAC. With his third triple of the game, Osman secured his 579th career three-pointer, moving past Daniel Gibson (578 3FGM) for 6th on the Cavaliers all-time three-pointers made list. He became the third player in Cavaliers history to finish a game a perfect 7-7 or better from the three-point line, joining Kyrie Irving (7-7 3FG on March 12, 2015 at SAS) and Mo Williams (7-7 3FG on Nov. 28, 2009 vs. DAL). Osman also became the second player in Cavaliers history to score 29+ points in 22 or fewer minutes of play, joining Kevin Love (twice).
- 🏆 Chipped in 22 points on 8-10 (.800) shooting from the field, two rebounds and one steal in 24 minutes off the bench on Dec. 19 vs. UTA. He scored 20 of his points in the 4th quarter, including shooting 5-6 (.833) from beyond the arc in the quarter. His 20 fourth quarter points and five fourth quarters triples were both career high's for any quarter.
- 🏆 Tallied 17 points on 7-14 (.500) shooting from the field, four rebounds, a game-high tying three steals and one block in 35 minutes off the bench on Dec. 9 vs. SAC.
- 🏆 Chipped in a season-high 23 points on a career best (min. 8 FGM) 8-10 (.800) shooting from the field and three rebounds in 29 minutes off the bench on Nov. 21 vs. ATL.
- 🏆 Finished with 17 PTS on 3-6 (.500) shooting from beyond the arc and 3 REB in 28 MIN off the bench in Cleveland's season opener on Oct. 19 at TOR. **His 17 PTS as a reserve were the most PTS off the bench in a Cavs season opener since Ramon Sessions on Dec. 26, 2011 vs. TOR (18 PTS off the bench).**



#13 Ricky Rubio

Guard • 6-3 • 190lbs • 10/21/1990 • FC Barcelona (Spain)/Spain

12th Year Pro

PERSONAL: Born on Oct. 21, 1990 in El Masnou, Spain...His parents are Esteban and the late Tona Vives, who passed away from a battle with lung cancer in 2016... In memory of his mother, started the Tona Vives Lung Cancer Awareness Fund with A Breath of Hope Lung Foundation...Won the November 2017 NBA Cares Community Assist Award for his work with the Five For The Fight charity, a charity dedicated to eradicating cancer...Has an older brother, Marc, who also plays professional basketball in Spain's second division, and a younger sister, Laia...Twitter is @rickyrubio9 and Instagram is @ruuufio.

	GP	GS	PPG	RPG	APG	SPG	BPG	MPG	FG%	3FG%	FT%
2022-23	33	2	5.2	2.1	3.5	0.79	0.18	17.2	.343	.256	.800
Career	698	603	10.8	4.1	7.4	1.76	0.13	29.6	.388	.324	.843

	POINTS				REB	AST	BLK	STL		
	10+	20+	30+		10+	10+	3+	3+	DBL-DBL	TPL-DBL
2022-23	3	--	--		--	--	--	1	--	--
Career	370	72	6		19	189	--	193	135	7

RECENT GAMES

OPPONENT	W/L	MIN	FG-A	3P-A	FT-A	OR	DR	TR	A	PF	ST	TO	BS	PTS
4/9 vs. CHA	L	26:24	2-11	0-4	2-2	1	4	5	7	1	0	3	0	6
4/6 at ORL	W	20:28	2-7	1-2	0-0	0	2	2	5	2	1	0	0	5
4/4 at ORL	W	11:16	1-6	1-3	0-0	1	0	1	2	1	0	0	1	3
4/2 vs. IND	W	14:03	0-1	0-0	0-0	0	1	1	5	2	1	1	0	0
3/31 vs. NYK	L	9:22	1-3	0-2	0-0	0	0	0	2	2	0	0	0	2

Injury List — Missed 36 games due to Left Knee; ACL Surgery (10/19, 10/28, 10/30, 11/2, 11/4, 11/6, 11/7, 11/9, 11/11, 11/13, 11/16, 11/18, 11/20, 11/21, 11/25, 11/28, 11/30, 12/2, 12/4, 12/6, 12/9, 12/10, 12/12, 12/14, 12/16, 12/17, 12/21, 12/23, 12/26, 12/29, 12/31, 1/2, 1/4, 1/6, 1/8, 1/10); Missed 1 game due to Left Knee; ACL Surgery (10/22); Missed 4 games due to Left Knee ACL Surgery (10/23, 10/26, 11/23, 12/19); Missed 1 game due to Left Knee; SCL Surgery (11/27); Missed 5 games due to Left Knee; Injury Management - ACL Recovery (1/20, 1/27, 2/6, 2/10, 2/23); Missed 1 game due to Illness (2/15)

NOTES:

- 🏆 **2022-23:** Appeared in 33 games (two starts) for Cleveland.
- 🏆 Averaged 5.2 points, 3.5 assists and 2.1 rebounds in 17.2 minutes. Tallied 10+ points on three occasions this season.
- 🏆 Dished out 5+ assists on 11 occasions on the year, including a season-high 9 AST on Feb. 5 at IND.
- 🏆 Tallied a season-high 13 points, including 3-6 (.500) shooting from beyond the arc, four assists, two steals and one block in a season-high 21 minutes off the bench on Feb. 2 vs. MEM.
- 🏆 Chipped in 9 points and 3 rebounds in 10 minutes on Jan. 12 at POR during his season-debut and first game back after an ACL injury on Dec. 28, 2021 at New Orleans.





#8 Lamar Stevens

Forward • 6-8 • 225lbs • 07/09/1997 • Penn State/USA

3rd Year Pro

PERSONAL: Wrote a children's book, Lamar's Climb, that traces his path from Philadelphia to State College and was illustrated by children and young adults with Down syndrome...2019-20 Senior CLASS All-America Second Team selection while at Penn State for his achievements on and off the court.

	GP	GS	PPG	RPG	APG	SPG	BPG	MPG	FG%	3FG%	FT%
2022-23	62	25	5.3	3.3	0.5	0.44	0.31	18.1	.448	.316	.702
Career	165	38	5.3	2.8	0.6	0.45	0.30	16.0	.467	.281	.710

	POINTS				REB	AST	BLK	STL			
	10+	20+	30+		10+	10+	3+	3+	DBL-DBL	TPL-DBL	
2022-23	9	--	--		1	--	1	2	1	--	
Career	23	1	--		2	--	2	5	2	--	

RECENT GAMES

OPPONENT	W/L	MIN	FG-A	3P-A	FT-A	OR	DR	TR	A	PF	ST	TO	BS	PTS
4/9 vs. CHA	L	18:43	1-3	0-0	0-0	1	4	5	1	1	0	0	0	2
4/6 at ORL	W	31:22	5-14	2-5	1-2	1	5	6	1	1	2	1	1	13
4/4 at ORL	W	10:09	1-3	1-2	2-2	0	0	0	0	0	1	0	0	5
4/2 vs. IND	W	12:18	1-2	0-1	0-0	1	1	2	0	1	0	1	0	2
3/31 vs. NYK	L	24:29	1-6	0-3	0-0	1	6	7	1	4	1	1	2	2

Injury List — Missed 3 games due to Illness; Non-Covid (11/25, 11/27, 11/28); Missed 1 game due to Illness; Non-Covid Related (11/30); Missed 3 games due to Right Knee; Soreness (12/17, 12/19, 12/21)

	2022-23 HIGHS	CAREER HIGHS
PTS	18 at DAL 12/14/22	23 at UTA 1/12/22
FGM	8 at DAL 12/14/22	10 at UTA 1/12/22
FGA	15 at DAL 12/14/22	15 2 times
3FGM	2 6 times	2 9 times
3FGA	6 at DAL 12/14/22	6 at DAL 12/14/22
FTM	5 2 times	7 vs. SAS 3/19/21
FTA	6 vs. MIN 11/13/22	8 vs. SAS 3/19/21
OREB	6 vs. BOS 3/6/23	6 vs. BOS 3/6/23
DREB	11 at DAL 12/14/22	11 at DAL 12/14/22
TREB	11 at DAL 12/14/22	11 2 times
ASTS	4 at ATL 2/24/23	4 3 times
STLS	3 2 times	3 5 times
BLKS	4 at MIL 11/16/22	4 at MIL 11/16/22
MINs	41 at ATL 3/28/23	41 at ATL 3/28/23

NOTES:

- 🏆 **2022-23:** Appeared in 62 games (25 starts) with Cleveland.
- 🏆 Averaged 5.3 points and 3.3 rebounds in 18.1 minutes.
- 🏆 Recorded 10+ points on nine occasions this season including one double-double (18 PTS, 11 REB on Dec. 14 at DAL).
- 🏆 Contributed 11 points on 5-6 (.833) shooting from the field, three rebounds, a career-high tying three steals and two blocks in 25 minutes off the bench on Jan. 10 at UTA.
- 🏆 Recorded his second career double-double with a season-high 18 points on 8-15 (.533) shooting from the field, a career-high tying 11 rebounds and two assists in 38 minutes on Dec. 14 at DAL. It was the third time in his career with 18+ points and second time grabbing 10+ rebounds.
- 🏆 Contributed 12 points on 3-5 (.600) shooting from the field in 28 minutes on Nov. 23 vs. POR.
- 🏆 Chipped in 10 points, five rebounds and a career-high four blocks in 34 minutes on Nov. 16 at MIL.
- 🏆 Contributed a season-high 15 points on 5-10 (.500) shooting from the field, six rebounds and one block in a season-high 30 minutes during his first start of the season on Nov. 13 vs. MIN.



#32 Dean Wade

Forward • 6-9 • 219lbs • 11/20/1996 • Kansas State/USA

4th Year Pro

PERSONAL: Full name is Dean Jackson Wade...graduated in May 2019 with a bachelor's degree in social science...father, Jay, lettered one season on the Kansas State football team...mother, Trish, played volleyball and basketball at Barton Community College and is in the school's Hall of Fame...has an older sister, Teresa, who an all-state volleyball player at St. John and the 2010 Class 1A State Division I MVP.

	GP	GS	PPG	RPG	APG	SPG	BPG	MPG	FG%	3FG%	FT%
2022-23	44	13	4.7	3.4	0.8	0.64	0.48	20.3	.412	.354	.652
Career	170	60	5.1	3.1	1.0	0.55	0.31	18.6	.439	.362	.699

	POINTS				REB	AST	BLK	STL			
	10+	20+	30+		10+	10+	3+	3+	DBL-DBL	TPL-DBL	
2022-23	5	1	--		1	--	--	2	--	--	
Career	31	2	--		4	--	2	9	2	--	

RECENT GAMES

OPPONENT	W/L	MIN	FG-A	3P-A	FT-A	OR	DR	TR	A	PF	ST	TO	BS	PTS
4/9 vs. CHA	L	23:46	3-6	3-4	0-0	0	3	3	1	1	3	1	1	9
4/6 at ORL	W	22:34	3-7	1-4	0-0	2	4	6	2	1	1	2	0	7
4/4 at ORL	W	29:29	1-5	1-5	0-0	0	3	3	1	4	0	0	1	3
4/2 vs. IND	W	27:08	2-3	1-2	0-0	2	3	5	1	3	0	0	0	5
3/31 vs. NYK	L	12:57	2-4	1-3	0-0	0	3	3	0	0	0	0	1	5

Injury List — Missed 6 games due to Right Knee; Soreness (11/11, 11/13, 11/16, 11/18, 11/20, 11/21); Missed 23 games due to Left Shoulder; Sprain (12/4, 12/6, 12/9, 12/10, 12/12, 12/14, 12/16, 12/17, 12/21, 12/23, 12/26, 12/29, 12/31, 1/2, 1/4, 1/6, 1/8, 1/10, 1/12, 1/14, 1/16, 1/18, 1/20); Missed 1 game due to Left Shoulder Sprain (12/19); Missed 2 games due to Illness (3/26, 3/28)

	2022-23 HIGHS	CAREER HIGHS
PTS	22 vs. NYK 10/30/22	22 vs. NYK 10/30/22
FGM	8 vs. NYK 10/30/22	8 2 times
FGA	11 vs. NYK 10/30/22	14 2 times
3FGM	6 vs. NYK 10/30/22	6 2 times
3FGA	8 vs. NYK 10/30/22	11 vs. PHI 4/1/21
FTM	4 vs. WAS 10/23/22	4 2 times
FTA	5 2 times	5 4 times
OREB	2 4 times	5 vs. GSW 11/18/21
DREB	10 at MIL 11/25/22	10 3 times
TREB	12 at MIL 11/25/22	12 3 times
ASTS	3 2 times	5 vs. GSW 11/18/21
STLS	3 2 times	3 9 times
BLKS	2 2 times	3 2 times
MINs	39 at BOS 10/28/22	40 vs. GSW 11/18/21

NOTES:

- 🏆 **2022-23:** Appeared in 44 games (13 starts) with Cleveland.
- 🏆 Averaged 4.7 points and 3.4 rebounds in 20.3 minutes.
- 🏆 Recorded 10+ points 5 times and 20+ points one time.
- 🏆 Tallied seven points, a career-high tying 12 rebounds, two assists, one steal and one block in 36 minutes on Nov. 25 at MIL.
- 🏆 Chipped in a **CAREER-HIGH 22 points** on 8-11 (.727) shooting from the field, including 6-8 (.750) shooting from beyond the arc, four rebounds and three assists in 33 minutes on Oct. 30 vs. NYK.
- 🏆 Tallied 12 PTS on 4-7 (.571) shooting from beyond the arc, 3 REB and 1 STL in 30 MIN during his first start of the season on Oct. 26 vs. ORL.
- 🏆 Contributed a season-high 12 points on 3-4 (.750) shooting from the field, three rebounds, two assists and one block in 21 minutes off the bench on Oct. 23 vs. WAS





#9 Dylan Windler

Guard/Forward • 6-6 • 199lbs • 09/22/1996 • Belmont/USA

3rd Year Pro

PERSONAL: 2018-19 Male Scholar Athlete of the Year by the Division I-AAA Athletics Directors Association with his 3.74 GPA...championship golfer in high school, conference and county champion and state qualifier...majored in Accounting...has one sibling, Corey...lists Kevin Durant, James Harden, Phil Mickelson as favorite athletes...four-year letter-winner at Perry Meridian High School for head coach Brent Keck...late bloomer in basketball who developed into one of the top players in the state of Indiana...2015 IBCA/Subway Boys' Basketball All-State...named to prestigious Indiana North-South All-Star Classic roster...averaged 27.3 points and 10.2 rebounds per game as a senior, led all Indiana players in scoring and rebounding for classification.

	GP	GS	PPG	RPG	APG	SPG	BPG	MPG	FG%	3FG%	FT%		2022-23 HIGHS	CAREER HIGHS
2022-23	3	0	1.7	0.0	0.3	0.33	0.00	3.5	.667	.500	.000	PTS	3 vs. WAS 3/17/23	15 vs. ATL 2/23/21
Career	84	0	3.3	2.3	0.8	0.40	0.18	11.7	.416	.322	.800	FGM	1 2 times	5 vs. ATL 2/23/21
	POINTS				REB	AST	BLK	STL						
	10+	20+	30+		10+	10+	3+	3+	DBL-DBL					
2022-23	--	--	--		--	--	--	--	--					
Career	6	--	--		1	--	--	1	1					
RECENT GAMES														
OPPONENT	W/L	MIN	FG-A	3P-A	FT-A	OR	DR	TR	A	PF	ST	TO	BS	PTS
4/9 vs. CHA	L													Inactive - Injury
4/6 at ORL	W													Inactive - Injury
4/4 at ORL	W													Inactive - Injury
4/2 vs. IND	W													Inactive - Injury
3/31 vs. NYK	L													Inactive - G League on Assignment
FTM	--													4 2 times
FTA	--													4 4 times
OREB	--													3 4 times
DREB	--													9 vs. ORL 3/28/22
TREB	--													10 at POR 2/12/21
ASTS	1 at CHA 3/14/23													4 2 times
STLS	1 at CHA 3/14/23													3 at PHI 2/27/21
BLKS	--													2 2 times
MINs	4 at CHA 3/14/23													26 at BOS 1/24/21

Injury List — Missed 57 games due to Right Ankle; Sprain (10/19, 10/22, 10/23, 10/26, 10/28, 10/30, 11/4, 11/6, 11/7, 11/9, 11/11, 11/13, 11/16, 11/18, 11/20, 11/21, 11/23, 11/25, 11/27, 11/28, 11/30, 12/2, 12/4, 12/6, 12/9, 12/10, 12/12, 12/14, 12/16, 12/17, 12/19, 12/21, 12/23, 12/26, 12/29, 12/31, 1/2, 1/4, 1/6, 1/8, 1/10, 1/12, 1/14, 1/16, 1/18, 1/20, 1/21, 1/24, 1/26, 1/27, 1/29, 1/31, 2/2, 2/5, 2/6, 2/8, 2/10); Missed 4 games due to Left Foot; Sprain (4/2, 4/4, 4/6, 4/9)

I - GLA — 10 on the season.

NOTES:

🏆 **2022-23:** Appeared in three games with Cleveland.

🏆 Windler also appeared in 11 games (two starts) in the NBA G League for the Cleveland Charge, averaging 12.2 PPG on .407 3FG% and 5.9 RPG in 22.2 MPG.





NO.	PLAYER	POS.	HT.	WT.	BIRTHDATE	PRIOR TO NBA/HOME COUNTRY	NBA EXP.
31	Jarrett Allen	C	6-11	248	04/21/1998	Texas/USA	6th
21	Mamadi Diakite*	F	6-9	224	01/21/1997	Virginia/Guinea	3rd
10	Darius Garland	G	6-1	186	01/26/2000	Vanderbilt/USA	4th
14	Danny Green	F	6-6	215	06/22/1987	North Carolina/	14th
3	Caris LeVert	G	6-6	205	08/25/1994	Michigan/USA	7th
33	Robin Lopez	C	7-0	280	04/01/1988	Stanford/USA	15th
5	Sam Merrill	G	6-4	205	05/15/1996	Utah State/USA	3rd
45	Donovan Mitchell	G	6-3	215	09/07/1996	Louisville/USA	6th
4	Evan Mobley	F/C	7-0	215	06/18/2001	USC/USA	2nd
15	Isaiah Mobley*	F	6-10	240	09/24/1999	USC/USA	R
19	Raul Neto	G	6-2	180	05/19/1992	UCAM Murcia (Spain)/Brazil	8th
35	Isaac Okoro	G	6-6	225	01/26/2001	Auburn/USA	3rd
16	Cedi Osman	F	6-7	230	04/08/1995	Anadolu Efes (Turkey)/Macedonia/Turkey	6th
13	Ricky Rubio	G	6-3	190	10/21/1990	FC Barcelona (Spain)/Spain	12th
8	Lamar Stevens	F	6-8	225	07/09/1997	Penn State/USA	3rd
32	Dean Wade	F	6-9	219	11/20/1996	Kansas State/USA	4th
9	Dylan Windler	G/F	6-6	199	09/22/1996	Belmont/USA	3rd

*Player under two-way contract (NOT ELIGIBLE FOR PLAYOFFS)

STAFF

HEAD COACH

J.B. Bickerstaff (Minnesota)

ASSOCIATE HEAD COACH

Greg Buckner (Clemson)

ASSISTANT COACHES

Antonio Lang (Duke)

Luke Walton (Arizona)

Sidney Lowe (North Carolina State)

J.J. Outlaw (Villanova)

Dan Geriot (Richmond)

SR. DIRECTOR, PLAYER HEALTH/HEAD ATHLETIC TRAINER

Stephen Spiro (Temple)

HEAD STRENGTH AND CONDITIONING COORDINATOR

Derek Millender (South Alabama)

PRONUNCIATION GUIDE

Mamadi Diakite (MAH-mah-dee dee-ah-KEE-tay); **Raul Neto** (Hah-OOL Nett-oh); **Isaac Okoro** (oh-CORE-oh); **Cedi Osman** (JED-e AUSS-min)





BY CAVALIERS	AN INDIVIDUAL...	BY OPPONENT
43 PTS, Donovan Mitchell: (CLE W, 117-113) @ Orlando, 04/04/23	Scored 30+ points	48 PTS, Jalen Brunson: (CLE L, 116-130) vs. New York, 03/31/23
43 PTS, Donovan Mitchell: (CLE W, 117-113) @ Orlando, 04/04/23	Scored 40+ points	48 PTS, Jalen Brunson: (CLE L, 116-130) vs. New York, 03/31/23
71 PTS, Donovan Mitchell: (CLE W, 145-134 (OT)) vs. Chicago, 01/02/23	Scored 50+ points	50 PTS, Damian Lillard: (CLE W, 119-113) @ Portland, 01/12/23
16 REB, Evan Mobley: (CLE W, 115-105) vs. Indiana, 04/02/23	Had 15+ Rebounds	18 REB, Joel Embiid: (CLE L, 109-118) vs. Philadelphia, 03/15/23
20 REB, Jarrett Allen: (CLE L, 117-119) @ LA Clippers, 11/07/22	Had 20+ Rebounds	23 REB, Clint Capela: (CLE L, 118-121) vs. Atlanta, 12/31/21
25 REB, Anderson Varejão: (CLE W, 87-81 (OT)) vs. Orlando, 01/02/14	Had 25+ Rebounds	26 REB, Jayson Williams: (CLE W, 85-74) @ Brooklyn, 11/13/97
17 AST, Darius Garland: (CLE L, 120-131) vs. LA Lakers, 03/21/22	Had 15+ assists	17 AST, Russell Westbrook: (CLE L, 105-120) @ Washington, 05/14/21
22 AST, Andre Miller: (CLE L, 91-94) vs. Philadelphia, 12/15/01	Had 20+ assists	20 AST, Russell Westbrook: (CLE L, 124-148) vs. Oklahoma City, 01/20/18
8 BLK, Evan Mobley: (CLE W, 112-88) @ Detroit, 11/04/22	Had 5+ Blocks	6 BLK, Myles Turner: (CLE L, 126-135) @ Indiana, 12/29/22
11 BLK, Larry Nance: (CLE W, 104-96) vs. New York, 01/07/89	Had 10+ Blocks	10 BLK, Calvin Booth: (CLE W, 104-96) @ Oklahoma City, 01/13/04
5 STL, Darius Garland: (CLE W, 132-122 (2OT)) vs. Charlotte, 11/18/22	Had 5+ Steals	5 STL, Ayo Dosunmu: (CLE W, 103-102) @ Chicago, 12/31/22
15 FGM, Donovan Mitchell: (CLE W, 117-113) @ Orlando, 04/04/23	Made 10+ Field Goals	11 FGM, Markelle Fultz: (CLE W, 117-113) @ Orlando, 04/04/23
15 FGM, Donovan Mitchell: (CLE W, 117-113) @ Orlando, 04/04/23	Made 15+ Field Goals	18 FGM, Jalen Brunson: (CLE L, 116-130) vs. New York, 03/31/23
22 FGM, Donovan Mitchell: (CLE W, 145-134 (OT)) vs. Chicago, 01/02/23	Made 20+ Field Goals	21 FGM, Jamal Murray: (CLE L, 103-120) vs. Denver, 02/19/21
8 3FGM, Donovan Mitchell: (CLE L, 115-119) @ Miami, 03/10/23	Made 7+ 3-Pointers	7 3FGM, Jalen Brunson: (CLE L, 116-130) vs. New York, 03/31/23
10 3FGM, Danny Green: (CLE L, 95-106) vs. Charlotte, 04/09/23	10+ 3-Pointer Attempts	10 3FGM, Svi Mykhailiuk: (CLE L, 95-106) vs. Charlotte, 04/09/23
20 FTM, Donovan Mitchell: (CLE W, 145-134 (OT)) vs. Chicago, 01/02/23	Made 15+ Free Throws	17 FTM, Joel Embiid: (CLE L, 108-112) vs. Philadelphia, 04/03/22
20 FTM, Donovan Mitchell: (CLE W, 145-134 (OT)) vs. Chicago, 01/02/23	Made 20+ Free Throws	23 FTM, Dwyane Wade: (CLE L, 89-92) @ Miami, 02/01/07
5 FB, Isaac Okoro: (CLE W, 95-93) vs. New York, 01/24/22	Made 5+ Fast Breaks	6 FB, Jaylen Brown: (CLE L, 103-141) @ Boston, 01/24/21
* Never Has Happened *	10+ Fast Break Attempts	* Never Has Happened *
6 TO, Raul Neto: (CLE W, 118-94) @ Orlando, 04/06/23	5+ Turnovers	5 TO, Paolo Banchero: (CLE W, 117-113) @ Orlando, 04/04/23
19 FD, Donovan Mitchell: (CLE W, 145-134 (OT)) vs. Chicago, 01/02/23	10+ Fouls Drawn	10 FD, Bryce McGowens: (CLE L, 95-106) vs. Charlotte, 04/09/23
209.1 OR, Dean Wade: (CLE L, 106-112) vs. Boston, 03/04/20	200+ Offensive Rating	218.0 OR, Tony Bradley: (CLE L, 113-126) vs. Utah, 03/02/20
* Never Has Happened *	200+ Defensive Rating	* Never Has Happened *
15 FGM/10 FGM/10 FGM, Donovan Mitchell/Darius Garland/Evan Mobley: (CLE L, 118-120) @ Atlanta, 03/28/23	Two Players with 10+ Field Goals Made	11 FGM/10 FGM, Kelly Oubre Jr./Terry Rozier: (CLE W, 120-104) @ Charlotte, 03/14/23
5 3FGM/5 3FGM, Donovan Mitchell/Caris LeVert: (CLE W, 117-113) @ Orlando, 04/04/23	Two Players with 5+ 3-Pointers Made	6 3FGM/5 3FGM, Tyrese Haliburton/Buddy Hield: (CLE L, 126-135) @ Indiana, 12/29/22
11 PTS, 10 REB, 14 AST, Darius Garland: (CLE W, 111-91) @ Utah, 01/12/22	Had a triple-double	24 PTS, 18 REB, 13 AST, Nikola Jokic: (CLE L, 109-115) vs. Denver, 02/23/23
29 PTS, 22 REB, Jarrett Allen: (CLE W, 102-101) @ Charlotte, 02/04/22	Had a 20/20 game	21 PTS, 20 REB, Domantas Sabonis: (CLE L, 102-111) vs. Indiana, 05/10/21
2nd period, Caris LeVert: (CLE L, 109-118) vs. Philadelphia, 03/15/23	Had a four-point play	2nd period, Quentin Grimes: (CLE L, 116-130) vs. New York, 03/31/23
A TEAM...		
120 PTS, (CLE W, 120-104) @ Charlotte, 03/14/23	Scored 120+ points	130 PTS, (CLE L, 116-130) vs. New York, 03/31/23
145 PTS, (CLE W, 145-134 (OT)) vs. Chicago, 01/02/23	Scored 130+ points	130 PTS, (CLE L, 116-130) vs. New York, 03/31/23
145 PTS, (CLE W, 145-134 (OT)) vs. Chicago, 01/02/23	Scored 140+ points	141 PTS, (CLE L, 105-141) vs. Portland, 05/05/21
154 PTS, (CLE W, 154-153 (4OT)) vs. LA Lakers, 01/29/80	Scored 150+ points	153 PTS, (CLE W, 154-153 (4OT)) vs. LA Lakers, 01/29/80
.614 (43-70), (CLE W, 122-99) vs. Utah, 12/19/22	Shot .600+ from the field	.616 (53-86), (CLE L, 115-135) vs. Toronto, 04/10/21
24 PTS, (CLE W, 118-94) @ Orlando, 04/06/23	Won by 20+ points	24 PTS, (CLE L, 107-131) @ Atlanta, 03/31/22
32 PTS, (CLE W, 128-96) @ Chicago, 10/22/22	Won by 30+ points	36 PTS, (CLE L, 105-141) vs. Portland, 05/05/21
43 PTS, (CLE W, 110-67) vs. Philadelphia, 01/15/94	Won by 40+ points	41 PTS, (CLE L, 92-133) vs. LA Clippers, 02/09/20
68 PTS, (CLE W, 148-80) vs. Miami, 12/17/91	Won by 50+ points	55 PTS, (CLE L, 57-112) @ LA Lakers, 01/11/11
63 REB, (CLE W, 118-114 (OT)) vs. Boston, 03/06/23	Had 60+ rebounds	60 REB, (CLE L, 118-120) @ Atlanta, 03/28/23
35 AST, (CLE W, 122-99) vs. LA Clippers, 01/29/23	Had 35+ assists	35 AST, (CLE W, 119-116 (OT)) vs. Denver, 03/18/22
41 AST, (CLE W, 122-100) vs. Detroit, 04/09/14	Had 40+ assists	43 AST, (CLE L, 94-141) @ Philadelphia, 12/07/19
50 FGM, (CLE L, 126-135) @ Indiana, 12/29/22	Made 50+ field goals	50 FGM, (CLE L, 119-136) @ Atlanta, 02/24/23





20 3FGM, (CLE W, 122-99) vs. LA Clippers, 01/29/23	Made 20+ 3-pointers	23 3FGM, (CLE L, 114-120) vs. Golden State, 01/20/23
35 FTM, (CLE W, 105-94) vs. LA Clippers, 02/05/15	Made 35+ free throws	35 FTM, (CLE L, 108-112) vs. Philadelphia, 04/03/22
1st OT, (CLE W, 118-114 (OT)) vs. Boston, 03/06/23	Overtime Win	1st OT, (CLE L, 118-134 (OT)) vs. Phoenix, 05/04/21
2nd OT, (CLE W, 132-122 (2OT)) vs. Charlotte, 11/18/22	Double-Overtime Win	3rd OT, (CLE L, 139-148 (3OT)) vs. Brooklyn, 02/13/19
* Never Has Happened *	Triple-Overtime Win	3rd OT, (CLE L, 139-148 (3OT)) vs. Brooklyn, 02/13/19
4th OT, (CLE W, 154-153 (4OT)) vs. LA Lakers, 01/29/80	Quadruple-Overtime Win	4th OT, (CLE L, 129-131 (4OT)) vs. Portland, 10/18/74

THE CAVALIERS (SINGLE-SEASON)...

2/2/2023 — 2/13/2023 (7)	Won 5 straight	--
11/11/2017 — 12/6/2017 (13)	Won 10 straight	--
12/10/2022 — 12/21/2022 (5)	Won 5 straight at home	--
11/7/2017 — 1/2/2018 (13)	Won 10 straight at home	--
1/19/2015 — 4/5/2015 (18)	Won 15 straight at home	--
2/9/2018 — 3/7/2018 (5)	Won 5 straight on road	--
* Never Has Happened *	Won 10 straight on road	--
* Never Has Happened *	Won 15 straight on road	--
11/7/2022 — 11/16/2022 (5)	Lost 5 straight	--
4/23/2021 — 5/10/2021 (11)	Lost 10 straight	--
4/28/2021 — 5/10/2021 (7)	Lost 5 straight at home	--
11/7/2022 — 11/25/2022 (5)	Lost 5 straight on road	--





CAVALIERS RECORD WHEN...	OVERALL	HOME	ROAD
Outrebounding opponent	31-7	20-1	11-6
Outrebounded by opponent	18-23	10-9	8-14
Tied in Rebounding	2-1	1-0	1-1
Shooting better than opponent	33-11	23-4	10-7
Shooting worse than opponent	18-19	8-6	10-13
Shooting same than opponent	0-1	0-0	0-1
More FTM than opponent	30-9	22-4	8-5
Less FTM than opponent	17-21	8-6	9-15
Same FTM than opponent	4-1	1-0	3-1
More 3FGM than opponent	31-5	19-2	12-3
Less 3FGM than opponent	15-24	10-7	5-17
Same 3FGM than opponent	5-2	2-1	3-1
More assists than opponent	33-13	20-4	13-9
Less assists than opponent	13-17	8-6	5-11
Same assists than opponent	5-1	3-0	2-1
More turnovers than opponent	13-9	9-2	4-7
Less turnovers than opponent	35-21	20-7	15-14
Same turnovers than opponent	3-1	2-1	1-0
Bench outscorers opponent bench	21-9	14-4	7-5
Opponent bench outscorers CLE	28-21	16-6	12-15
Bench scoring equal	2-1	1-0	1-1
Scoring less than 80 points	0-0	0-0	0-0
Scoring between 80-89 points	0-2	0-0	0-2
Scoring between 90-99 points	2-4	2-3	0-1
Scoring between 100-109	7-9	3-3	4-6
Scoring 110 or more points	41-15	25-4	16-11
Opponent scores less than 80	0-0	0-0	0-0
Opponent scores between 80-89	6-0	5-0	1-0
Opponent scores between 90-99	17-1	10-0	7-1
Opponent scores between 100-109	18-7	10-3	8-4
Opponent scores 110 or more	10-23	6-7	4-16

NUMBER OF TIMES RECORDING	POINTS			REB	AST	BLK	STL	DD	TD
	10+	20+	30+						
Jarrett Allen	52	17	--	37	--	7	3	32	--
Mamadi Diakite	1	--	--	--	--	--	--	--	--
Darius Garland	67	39	8	--	18	--	10	18	--
Danny Green	2	1	--	--	--	--	1	--	--
Caris LeVert	48	13	1	1	--	2	4	1	--
Robin Lopez	2	--	--	--	--	--	--	--	--
Kevin Love	13	3	--	5	1	--	--	5	--
Sam Merrill	1	--	--	--	--	--	1	--	--
Donovan Mitchell	66	53	31	3	2	--	12	5	--
Evan Mobley	71	18	2	26	--	15	2	24	--
Isaiah Mobley	1	--	--	--	--	--	1	--	--
Raul Neto	4	--	--	--	--	--	1	--	--
Isaac Okoro	18	1	--	--	--	1	3	--	--
Cedi Osman	30	6	--	1	--	--	3	1	--
Ricky Rubio	3	--	--	--	--	--	1	--	--
Lamar Stevens	9	--	--	1	--	1	2	1	--
Dean Wade	5	1	--	1	--	--	2	--	--
Dylan Windler	--	--	--	--	--	--	--	--	--

NUMBER OF TIMES LEADING TEAM IN . . . (INCLUDES TIES)						
	PTS	REB	AST	BLK	STL	MIN
Jarrett Allen	6	40	--	38	11	12
Mamadi Diakite	--	1	--	3	--	--
Darius Garland	22	--	56	1	21	20
Danny Green	1	--	--	1	1	--
Caris LeVert	8	2	9	9	17	9
Robin Lopez	--	--	--	4	--	--
Kevin Love	--	8	1	2	--	--
Sam Merrill	1	--	--	--	1	--
Donovan Mitchell	43	1	18	7	30	22
Evan Mobley	7	38	2	42	10	13
Isaiah Mobley	--	--	--	2	1	--
Raul Neto	--	--	3	1	4	1
Isaac Okoro	--	--	--	11	18	1
Cedi Osman	1	1	--	2	6	1
Ricky Rubio	--	--	3	1	7	1
Lamar Stevens	--	3	1	3	6	2
Dean Wade	--	1	--	7	2	--
Dylan Windler	--	--	--	--	--	--

STARTING LINEUPS							
LAST USED	GAME	FORWARD	FORWARD	CENTER	GUARD	GUARD	RECORD
10/19	at Raptors	Donovan Mitchell	Evan Mobley	Jarrett Allen	Darius Garland	Caris LeVert	0-1
10/23	vs. Wizards	Caris LeVert	Evan Mobley	Jarrett Allen	Donovan Mitchell	Isaac Okoro	2-0
10/30	vs. Knicks	Evan Mobley	Dean Wade	Jarrett Allen	Caris LeVert	Donovan Mitchell	3-0
11/4	at Pistons	Evan Mobley	Dean Wade	Jarrett Allen	Caris LeVert	Isaac Okoro	1-0
11/11	at Warriors	Caris LeVert	Evan Mobley	Jarrett Allen	Darius Garland	Donovan Mitchell	2-3
11/13	vs. Timberwolves	Kevin Love	Lamar Stevens	Evan Mobley	Darius Garland	Caris LeVert	0-1
11/27	at Pistons	Evan Mobley	Dean Wade	Robin Lopez	Darius Garland	Donovan Mitchell	1-0
11/28	at Raptors	Isaac Okoro	Dean Wade	Evan Mobley	Darius Garland	Donovan Mitchell	0-1
11/30	vs. 76ers	Mamadi Diakite	Dean Wade	Evan Mobley	Darius Garland	Donovan Mitchell	1-0
12/2	vs. Magic	Lamar Stevens	Dean Wade	Evan Mobley	Darius Garland	Donovan Mitchell	1-0
12/4	at Knicks	Mamadi Diakite	Lamar Stevens	Evan Mobley	Darius Garland	Donovan Mitchell	0-1
12/10	vs. Thunder	Evan Mobley	Lamar Stevens	Jarrett Allen	Darius Garland	Caris LeVert	1-1
12/29	at Pacers	Evan Mobley	Lamar Stevens	Jarrett Allen	Darius Garland	Donovan Mitchell	7-3
1/2	vs. Bulls	Kevin Love	Lamar Stevens	Jarrett Allen	Caris LeVert	Donovan Mitchell	2-0
1/27	at Thunder	Evan Mobley	Isaac Okoro	Jarrett Allen	Darius Garland	Caris LeVert	2-4
2/6	at Wizards	Isaiah Mobley	Isaac Okoro	Jarrett Allen	Darius Garland	Donovan Mitchell	1-0
2/8	vs. Pistons	Evan Mobley	Isaac Okoro	Jarrett Allen	Caris LeVert	Raul Neto	1-0
3/10	at Heat	Evan Mobley	Isaac Okoro	Jarrett Allen	Caris LeVert	Donovan Mitchell	1-1
3/14	at Hornets	Isaac Okoro	Lamar Stevens	Evan Mobley	Darius Garland	Caris LeVert	1-0
3/17	vs. Wizards	Isaac Okoro	Lamar Stevens	Evan Mobley	Darius Garland	Donovan Mitchell	2-1
3/26	vs. Rockets	Evan Mobley	Isaac Okoro	Jarrett Allen	Darius Garland	Donovan Mitchell	19-9
3/31	vs. Knicks	Caris LeVert	Lamar Stevens	Evan Mobley	Darius Garland	Donovan Mitchell	0-3
4/4	at Magic	Evan Mobley	Dean Wade	Jarrett Allen	Darius Garland	Donovan Mitchell	2-1
4/6	at Magic	Lamar Stevens	Dean Wade	Robin Lopez	Cedi Osman	Ricky Rubio	1-0
4/9	vs. Hornets	Evan Mobley	Dean Wade	Jarrett Allen	Cedi Osman	Ricky Rubio	0-1





GAMES MISSED DUE TO INJURIES/SUSPENSIONS			
NAME	INJURY/ILLNESS	DATES OUT	GAMES MISSED
Jarrett Allen	Left Ankle; Soreness	11/13	1
	Illness; Non-Covid Related	11/16	1
	Low Back; Contusion	11/27 through 11/28/22; 12/2 through 12/4/22	4
	Back; Contusion	11/30	1
	Right Eye; Contusion	3/12 through 3/17/23	4
	Right Groin; Strain	3/28 through 3/31/23; 4/6	3
Mamadi Diakite	Inactive - Not With Team	10/19	1
	Inactive - Personal	10/23	1
Darius Garland	Left Eye Laceration	10/22 through 10/30/22	5
	Left Knee; Sprain	11/4	1
	Right Thumb; Sprain	12/31/22 through 1/4/23	3
	Right Thumb; Soreness	2/8	1
	Right Quadricep; Contusion	3/10	1
	Left Lower Leg; Contusion	4/6 through 4/9/23	2
Danny Green	Illness	3/26	1
	Health & Safety Protocols	3/28	1
Caris LeVert	Left Ankle; Sprain	11/21 through 11/27/22	4
	Right Hamstring; Soreness	2/2 through 2/5/23	2
	LT Knee Soreness	4/6	1
Robin Lopez	Illness	12/26 through 12/29/22	2
Kevin Love	Right Thumb; Fracture	11/20; 11/23 through 11/30/22	6
	Low Back; Soreness	12/9 through 12/12/22	3
	Low Back; Spasms	1/26 through 1/29/23	3
Sam Merrill	Inactive - G League On Assignment	3/17 through 3/23/23; 3/28 through 3/31/23	5
Donovan Mitchell	Left Ankle; Sprain	11/4	1
	Right Ankle; Strain	11/13	1
	Right Lower Leg; Soreness	12/9 through 12/12/22	3
	Left Groin; Strain	1/18 through 1/21/23; 1/26 through 1/27/23	5
	Left Groin; Soreness	2/8	1
	Left Hand; Finger Sprain - Injury Management	3/14	1
	Left Hand; Finger Sprain	4/6 through 4/9/23	2
Evan Mobley	Right Ankle; Soreness	12/31/22 through 1/2/23	2
	Inactive - Rest	4/6	1
Raul Neto	Right Ankle; Sprain	11/2	1
	Left Hamstring; Tightness	3/23	1
	Left Hamstring; Strain	3/26 through 3/28/23	2
Isaac Okoro	Left Knee; Soreness	3/28 through 4/9/23	6
Cedi Osman	Low Back; Soreness	12/29	1
	Neck; Spasms	2/15	1
Ricky Rubio	Left Knee; ACL Surgery	10/19 through 11/25/22; 11/28/22 through 1/10/23	41
	Left Knee; SCL Surgery	11/27	1
	Left Knee; Injury Management - ACL Recovery	1/20; 1/27; 2/6; 2/10; 2/23	5
	Illness	2/15	1
Lamar Stevens	Illness; Non-Covid	11/25 through 11/28/22	3
	Illness; Non-Covid Related	11/30	1
	Right Knee; Soreness	12/17 through 12/21/22	3
Dean Wade	Right Knee; Soreness	11/11 through 11/21/22	6
	Left Shoulder; Sprain	12/4/22 through 1/20/23	24
	Illness	3/26 through 3/28/23	2
Dylan Windler	Right Ankle; Sprain	10/19 through 10/30/22; 11/4/22 through 2/10/23	57
	Inactive - G League On Assignment	2/15; 2/24; 3/1 through 3/4/23; 3/8 through 3/10/23; 3/21 through 3/23/23; 3/28 through 3/31/23	10
	Left Foot; Sprain	4/2 through 4/9/23	4
TOTAL GAMES MISSED			244





	CLEVELAND CAVALIERS		OPPONENTS	
Points	71	Donovan Mitchell vs. CHI 01/02/2023	50	Damian Lillard at POR 01/12/2023
Points in a Quarter	27	Darius Garland (4th) vs. MIN 11/13/2022	21	Jalen Brunson (1st) vs. NYK 03/31/2023
Points in a Half	55	Donovan Mitchell (2nd) vs. CHI 01/02/2023	33	Jalen Brunson (1st) vs. NYK 03/31/2023
Field Goals	22	Donovan Mitchell vs. CHI 01/02/2023	18	Jalen Brunson vs. NYK 03/31/2023
Field Goal Attempts	34	Donovan Mitchell vs. BOS 03/06/2023	32	Jalen Brunson vs. NYK 03/31/2023
	34	Donovan Mitchell vs. CHI 01/02/2023	32	DeMar DeRozan vs. CHI 01/02/2023
			32	Terry Rozier vs. CHA 11/18/2022
Field Goal Percentage	1.000	Isaac Okoro (6-6) at MEM 01/18/2023	1.000	Kentavious Caldwell-Pope (6-6) vs. DEN 02/23/2023
3-PT Field Goal	10	Darius Garland vs. MIN 11/13/2022	8	Julius Randle at NYK 01/24/2023
3-PT FG Attempts	18	Donovan Mitchell at UTA 01/10/2023	16	Terry Rozier vs. CHA 11/18/2022
3-PT FG Percentage	1.000	Cedi Osman (7-7) vs. LAC 01/29/2023	1.000	Kentavious Caldwell-Pope (4-4) vs. DEN 02/23/2023
Free Throws	20	Donovan Mitchell vs. CHI 01/02/2023	14	Trae Young at ATL 02/24/2023
Free Throw Attempts	25	Donovan Mitchell vs. CHI 01/02/2023	16	Giannis Antetokounmpo vs. MIL 12/21/2022
Free Throw Percentage	1.000	Donovan Mitchell (11-11) at UTA 01/10/2023	1.000	Joel Embiid (10-10) vs. PHI 03/15/2023
			1.000	Taurean Prince (10-10) vs. MIN 11/13/2022
Offensive Rebounds	9	Jarrett Allen vs. DET 02/08/2023	9	Mitchell Robinson vs. NYK 03/31/2023
			9	Day/Ron Sharpe at BKN 03/21/2023
Defensive Rebounds	16	Kevin Love vs. CHI 01/02/2023	16	Deandre Ayton vs. PHX 01/04/2023
	16	Jarrett Allen at LAC 11/07/2022		
Total Rebounds	20	Jarrett Allen at LAC 11/07/2022	18	Joel Embiid vs. PHI 03/15/2023
			18	Nikola Jokic vs. DEN 02/23/2023
			18	Deandre Ayton vs. PHX 01/04/2023
			18	Domantas Sabonis vs. SAC 12/09/2022
Assists	14	Darius Garland at MEM 01/18/2023	14	Tyrese Haliburton vs. IND 12/16/2022
Steals	5	Darius Garland vs. CHA 11/18/2022	5	Ayo Dosunmu at CHI 12/31/2022
Blocks	8	Evan Mobley at DET 11/04/2022	6	Myles Turner at IND 12/29/2022
			6	Brook Lopez at MIL 11/25/2022
Minutes	49:48	Donovan Mitchell vs. CHI 01/02/2023	48:46	Terry Rozier vs. CHA 11/18/2022
Points in Paint	32	Evan Mobley vs. MIL 01/21/2023	28	Giannis Antetokounmpo vs. MIL 12/21/2022
Second Chance Points	10	Jarrett Allen vs. HOU 03/26/2023	11	Jordan Clarkson at UTA 01/10/2023
	10	Jarrett Allen vs. DET 02/08/2023		
	10	Jarrett Allen vs. NOP 01/16/2023		
	10	Donovan Mitchell vs. CHI 01/02/2023		
	10	Darius Garland vs. MIN 11/13/2022		
Fast Break Points	11	Darius Garland vs. BKN 12/26/2022	11	O.G. Anunoby at TOR 11/28/2022
	11	Donovan Mitchell at LAC 11/07/2022		

CAVALIERS HIGHS	CAVALIERS LOWS	CATEGORY	OPPONENTS HIGHS	OPPONENTS LOWS
145 vs. CHI 01/02/2023	81 at NYK 12/04/2022	Points	136 at ATL 02/24/2023	85 (2) vs. DET 02/08/2023
47 vs. NYK 03/31/2023	15 vs. PHX 01/04/2023	Points/1st Qtr.	42 (2) at ORL 04/06/2023	14 (3) vs. DET 02/08/2023
44 vs. PHI 11/30/2022	14 (2) at PHI 02/15/2023	Points/2nd Qtr.	49 at ATL 02/24/2023	15 (2) at ORL 04/06/2023
74 at HOU 01/26/2023	33 vs. PHX 01/04/2023	Points/1st Half	81 at ATL 02/24/2023	34 vs. LAC 01/29/2023
44 vs. CHI 01/02/2023	10 at MIL 11/25/2022	Points/3rd Qtr.	41 at BOS 03/01/2023	16 (2) at ORL 04/06/2023
42 at PHI 02/15/2023	14 vs. NYK 03/31/2023	Points/4th Qtr.	42 vs. LAC 01/29/2023	11 vs. HOU 03/26/2023
83 vs. CHI 01/02/2023	38 (2) at NYK 12/04/2022	Points/2nd Half	71 at IND 12/29/2022	36 at LAL 11/06/2022
50 at IND 12/29/2022	29 at NYK 12/04/2022	Field Goals	50 at ATL 02/24/2023	29 at DAL 12/14/2022
100 vs. BOS 11/02/2022	70 (2) vs. UTA 12/19/2022	Field Goal Attempts	110 vs. CHA 11/18/2022	66 vs. SAC 12/09/2022
.614 vs. UTA 12/19/2022	.349 at NYK 12/04/2022	Field Goal Percentage	.588 at ATL 02/24/2023	.370 vs. DET 02/08/2023
23 vs. NYK 10/30/2022	4 vs. WAS 03/17/2023	3-PT Field Goal	23 vs. GSW 01/20/2023	2 vs. LAC 01/29/2023
50 vs. NYK 10/30/2022	19 (2) vs. WAS 03/17/2023	3-PT FG Attempts	49 vs. DAL 12/17/2022	18 at OKC 01/27/2023
.606 vs. LAC 01/29/2023	.184 at TOR 11/28/2022	3-PT FG Percentage	.613 at IND 12/29/2022	.105 vs. LAC 01/29/2023
33 vs. CHI 01/02/2023	6 vs. MIA 01/31/2023	Free Throws	30 (3) at UTA 01/10/2023	8 (2) vs. ORL 12/02/2022
45 vs. CHI 01/02/2023	9 (2) at ORL 04/06/2023	Free Throw Attempts	37 at UTA 01/10/2023	11 (2) vs. MIL 01/21/2023
1.000 vs. ORL 12/02/2022	.500 vs. MIA 01/31/2023	Free Throw Percentage	1.000 vs. POR 11/23/2022	.500 vs. NYK 10/30/2022
18 at DEN 01/06/2023	3 (3) vs. NYK 03/31/2023	Offensive Rebounds	19 (2) at BKN 03/21/2023	2 at SAC 11/09/2022
43 vs. CHA 11/18/2022	21 vs. PHI 03/15/2023	Defensive Rebounds	44 vs. BOS 11/02/2022	19 vs. MIA 11/20/2022
58 vs. BOS 03/06/2023	30 (2) at ORL 04/04/2023	Total Rebounds	54 (2) at UTA 01/10/2023	24 at SAC 11/09/2022
35 vs. LAC 01/29/2023	12 at MIL 11/25/2022	Assists	34 vs. IND 12/16/2022	14 (2) at CHI 12/31/2022
14 vs. DET 03/04/2023	1 vs. CHI 01/02/2023	Steals	15 (2) at CHI 12/31/2022	2 at DAL 12/14/2022
26 vs. CHI 01/02/2023	11 (3) vs. MIL 01/21/2023	Fouls	31 vs. CHI 01/02/2023	9 (2) at ORL 04/06/2023
21 vs. UTA 12/19/2022	5 at UTA 01/10/2023	Turnovers	23 vs. DET 03/04/2023	7 (2) vs. NYK 03/31/2023
13 at DET 11/04/2022	1 (4) at POR 01/12/2023	Blocks	9 (2) at MIL 11/25/2022	0 vs. LAC 01/29/2023
78 vs. WAS 03/17/2023	32 vs. NYK 10/30/2022	Points in Paint	64 vs. NYK 10/30/2022	24 at DET 11/04/2022
25 (3) at NOP 02/10/2023	4 (5) at ORL 04/04/2023	Second Chance Points	27 at UTA 01/10/2023	2 (2) vs. CHI 02/11/2023
29 vs. UTA 12/19/2022	0 at SAC 11/09/2022	Fast Break Points	28 vs. NYK 10/30/2022	0 at DAL 12/14/2022
40 vs. LAC 01/29/2023	0 (2) at PHI 02/15/2023	Biggest Lead	32 at ATL 02/24/2023	0 (6) vs. WAS 03/17/2023
66 (2) vs. CHA 04/09/2023	5 vs. CHI 02/11/2023	Bench Points	64 vs. LAC 01/29/2023	9 (2) at POR 01/12/2023
40 at HOU 01/26/2023	7 at MIN 01/14/2023	Points Off Turnovers	35 vs. CHA 11/18/2022	4 vs. LAL 12/06/2022





TEAM RECORD

	RECORD	HOME	ROAD	OT
OVERALL	51-31	31-10	20-21	7-0
ATLANTIC	8-10	5-4	3-6	3-0
CENTRAL	13-3	8-0	5-3	1-0
SOUTHEAST	13-5	7-2	6-3	2-0
EASTERN	34-18	20-6	14-12	6-0
SOUTHWEST	8-2	5-0	3-2	1-0
NORTHWEST	4-6	3-2	1-4	--
PACIFIC	5-5	3-2	2-3	--
WESTERN	17-13	11-4	6-9	1-0

TEAM WINNING & LOSING STREAKS

LONG:	OVERALL	HOME	ROAD
Win	10/22/2022 — 11/6/2022 (8)	11/18/2022 — 12/6/2022 (7)	3/12/2023 — 3/23/2023 (4)
Loss	11/7/2022 — 11/16/2022 (5)	12/23/2022 — 12/26/2022 (2)	11/7/2022 — 11/25/2022 (5)

*showing most recent streaks

AFTER 82 GAMES: W51, L31

MARGIN	1	2	3	4	5	6	7	8	9	10	11	12	13	14	15	16	17	18	19	20	21	22	23
Won By:	3	2		3		4		5	1	4	4	2	1	3	2	1	1	2	1				4
Lost By:	2	4	2	2	2	3	1	2	2		4	2	1	1	2		1						

MARGIN	24	25	26	27	28	29	30	31	32	33	34	35	36	37	38	39	40	41	42	43	44	45	46
Won By:	3	1	1		2				1														
Lost By:																							

AT START OF:	OVERALL	HOME	ROAD	FG%:	OVERALL	HOME	ROAD
2nd-Ahead:	31-9	22-3	9-6	-44%	7-7	6-2	1-5
-Behind:	19-20	8-7	11-13	45-49%	14-14	8-5	6-9
-Tied:	1-2	1-0	0-2	50-54%	17-10	9-3	8-7
3rd-Ahead:	35-10	22-3	13-7	55-59%	10-0	5-0	5-0
-Behind:	16-18	9-6	7-12	+60%	3-0	3-0	0-0
-Tied:	0-3	0-1	0-2				
4th-Ahead:	37-8	22-3	15-5				
-Behind:	14-21	9-6	5-15				
-Tied:	0-2	0-1	0-1				





TEAM TREND	HOME	AWAY	TTL	LAST GAME	TEAM TREND	HOME	AWAY	TTL	LAST GAME	PLAYER TREND	HOME	AWAY	TTL	LAST GAME
<4 Cavaliers w/ 10+ pts	3-0	0-4	3-4	@ ATL 3/28/23	Cavaliers shoot 50.0% or better	15-3	12-6	27-9	@ ORL 4/6/23	Caris LeVert w/20+ pts	3-3	3-4	6-7	vs. PHI 3/15/23
4+ Cavaliers w/ 10+ pts	28-10	20-17	48-27	vs. CHA 4/9/23	Opp shoots 50.0% or better	3-6	7-11	10-17	@ ORL 4/4/23	Caris LeVert w/15+ pts	7-4	7-6	14-10	@ ORL 4/4/23
5+ Cavaliers w/ 10+ pts	18-7	18-10	36-17	@ ORL 4/6/23	Cavaliers shoot 45.0% or better	24-7	18-15	42-22	@ ORL 4/6/23	Caris LeVert w/3+ 3FGM	8-3	6-3	14-6	@ ORL 4/4/23
6+ Cavaliers w/ 10+ pts	5-1	9-2	14-3	@ BKN 3/23/23	Cavaliers shoot 44.0% or below	6-2	1-5	7-7	vs. CHA 4/9/23	Darius Garland w/50+ pts	0-1	0-0	0-1	vs. MIN 11/13/22
7+ Cavaliers w/ 10+ pts	1-1	0-1	1-2	@ IND 12/29/22	Cavaliers shoot 40.0% or below	1-1	0-3	1-4	vs. CHA 4/9/23	Darius Garland w/45+ pts	0-2	0-0	0-2	vs. BKN 12/26/22
8+ Cavaliers w/ 10+ pts	0-0	0-0	0-0		Opp shoots 45.0% or better	13-9	12-17	25-26	vs. CHA 4/9/23	Darius Garland w/40+ pts	1-2	0-0	1-2	vs. BKN 12/26/22
Cavaliers no 20+ pt scorer	0-3	0-2	0-5	vs. CHA 4/9/23	Opp shoots 40.0% or below	6-0	3-0	9-0	@ ORL 4/6/23	Darius Garland w/35+ pts	1-2	0-0	1-2	vs. BKN 12/26/22
Opp no 20+ pt scorer	4-0	4-0	8-0	vs. IND 4/2/23	Cavaliers w/10+ 3-pointers made	20-9	14-14	34-23	vs. CHA 4/9/23	Darius Garland w/30+ pts	3-3	0-2	3-5	@ ATL 2/24/23
2+ Cavaliers w/20+ pt scorer	24-4	14-14	38-18	vs. IND 4/2/23	Opp w/10+ 3-pointers made	17-9	9-18	26-27	@ ORL 4/6/23	Darius Garland w/25+ pts	6-3	3-5	9-8	@ ATL 3/28/23
2+ Opp w/20+ pt scorer	12-7	7-12	19-19	vs. CHA 4/9/23	Cavaliers w/15+ 3-pointers made	7-2	6-3	13-5	@ ORL 4/6/23	Darius Garland w/20+ pts	15-5	8-11	23-16	vs. IND 4/2/23
3+ Cavaliers w/20+ pt scorer	8-1	4-5	12-6	@ ATL 3/28/23	Opp w/15+ 3-pointers made	2-7	0-10	2-17	vs. NYK 3/31/23	Darius Garland w/15+ pts	24-9	12-18	36-27	@ ORL 4/4/23
3+ Opp w/20+ pt scorer	4-1	4-4	8-5	vs. PHI 3/15/23	Cavaliers 3FG% 40.0% or better	10-3	10-6	20-9	@ ORL 4/6/23	Darius Garland w/10+ pts	25-9	15-18	40-27	@ ORL 4/4/23
Cavaliers w/30+ pt scorer	16-5	9-10	25-15	@ ORL 4/4/23	Opp 3FG% 40.0% or better	4-9	3-16	7-25	@ ORL 4/4/23	Darius Garland w/10+ FTA	0-2	3-2	3-4	@ CHA 3/12/23
Opp w/30+ pt scorer	7-5	4-8	11-13	vs. NYK 3/31/23	Cavaliers FT% 80.0 or better	16-5	12-11	28-16	vs. CHA 4/9/23	Darius Garland w/10+ asts	11-0	3-4	14-4	@ ORL 4/4/23
All 5 Starters w/10+ pts	6-1	7-2	13-3	@ BKN 3/23/23	Opp FT% 80.0 or better	19-4	7-10	26-14	vs. CHA 4/9/23	Darius Garland w/3+ 3FGM	10-4	5-7	15-11	@ MIA 3/8/23
Opp 5 Starters w/10+ pts	3-2	1-6	4-8	vs. NYK 3/31/23	Cavaliers FT% below 70.0	6-4	3-6	9-10	vs. IND 4/2/23	Darius Garland w/3+ stls	3-0	3-4	6-4	@ BKN 3/23/23
2+ reserves w/10+ pts	8-4	8-3	16-7	vs. CHA 4/9/23	Opp FT% below 70.0	6-3	4-3	10-6	vs. NYK 3/31/23	Darius Garland w/double-double	11-0	3-4	14-4	@ ORL 4/4/23
Opp 2+ reserves w/10+ pts	8-4	7-9	15-13	vs. CHA 4/9/23	Cavaliers FTM >= Opp FTA	15-2	6-4	21-6	@ ORL 4/4/23	Evan Mobley w/35+ pts	1-0	0-0	1-0	vs. MIL 1/21/23
3+ reserves w/10+ pts	0-1	3-1	3-2	vs. CHA 4/9/23	Opp FTM >= Cavaliers FTA	6-5	5-10	11-15	vs. CHA 4/9/23	Evan Mobley w/30+ pts	1-1	0-0	1-1	vs. DEN 2/23/23
Opp 3+ reserves w/10+ pts	3-0	0-1	3-1	vs. IND 4/2/23	Cavaliers FG% >= Opp FG%	23-4	9-6	32-10	@ ORL 4/6/23	Evan Mobley w/25+ pts	2-1	3-1	5-2	@ BKN 3/23/23
Cavaliers <20 pts. in 1st qtr	7-0	1-1	8-1	vs. BOS 3/6/23	Opp FG% >= Cavaliers FG%	6-6	8-13	14-19	vs. CHA 4/9/23	Evan Mobley w/20+ pts	6-1	5-6	11-7	@ ATL 3/28/23
Opp <20 pts. in 1st qtr	10-1	2-0	12-1	vs. CHA 4/9/23	Cavaliers w/30+ FTA	5-3	5-1	10-4	@ CHA 3/12/23	Evan Mobley w/15+ pts	20-4	13-11	33-15	@ ATL 3/28/23
Cavaliers w/30+ pts in 1st qtr	13-2	10-5	23-7	@ ORL 4/6/23	Opp w/30+ FTA	1-3	1-4	2-7	vs. CHA 4/9/23	Evan Mobley w/10+ pts	26-8	17-20	43-28	@ ORL 4/4/23
Opp w/30+ pts in 1st qtr	5-7	9-8	14-15	@ ORL 4/6/23	Cavaliers w/20+ asts	29-10	16-18	45-28	vs. CHA 4/9/23	Evan Mobley w/10+ FTA	0-0	2-0	2-0	@ CHA 3/12/23
Cavaliers under 50 pts 1st half	3-2	0-4	3-6	@ PHI 2/15/23	Opp w/20+ asts	20-10	14-17	34-27	vs. CHA 4/9/23	Evan Mobley w/15+ REB	3-0	1-3	4-3	vs. IND 4/2/23
Opp under 50 pts 1st half	17-2	6-4	23-6	vs. CHA 4/9/23	Cavaliers w/25+ asts	17-4	12-9	29-13	vs. CHA 4/9/23	Evan Mobley w/10+ REB	10-2	6-8	16-10	vs. IND 4/2/23
Cavaliers 50+ pts 1st half	28-8	20-17	48-25	vs. CHA 4/9/23	Opp w/25+ asts	10-5	7-11	17-16	@ ORL 4/4/23	Evan Mobley w/3+ stls	0-0	1-1	1-1	@ NOP 2/10/23
Opp 50+ pts 1st half	14-8	14-17	28-25	@ ORL 4/6/23	Cavaliers w/30+ asts	8-2	4-1	12-3	@ ORL 4/6/23	Evan Mobley w/double-double	9-1	6-8	15-9	vs. IND 4/2/23
Cavaliers 60+ pts in 1st half	15-2	12-5	27-7	@ ORL 4/6/23	Opp w/30+ asts	1-2	0-1	1-3	vs. DEN 2/23/23	Donovan Mitchell w/55+ pts	1-0	0-0	1-0	vs. CHI 1/2/23
Opp 60+ pts in 1st half	6-5	3-9	9-14	vs. IND 4/2/23	Cavaliers asts >= Opp asts	20-4	13-9	33-13	vs. CHA 4/9/23	Donovan Mitchell w/50+ pts	1-0	0-0	1-0	vs. CHI 1/2/23
Cavaliers lead by 10+ pts	27-3	15-9	42-12	vs. CHA 4/9/23	Opp asts >= Cavaliers asts	8-6	5-11	13-17	@ ORL 4/4/23	Donovan Mitchell w/45+ pts	1-0	0-1	1-1	@ UTA 1/10/23
Opp leads by 10+ pts	10-9	7-17	17-26	vs. CHA 4/9/23	Cavaliers w/12 or fewer TOs	17-5	10-14	27-19	@ ORL 4/4/23	Donovan Mitchell w/40+ pts	6-1	2-4	8-5	@ ORL 4/4/23
Games decided by 10+ points	22-4	11-7	33-11	vs. CHA 4/9/23	Opp w/12 or fewer TOs	5-1	2-10	7-11	vs. NYK 3/31/23	Donovan Mitchell w/35+ pts	10-1	2-5	12-6	@ ORL 4/4/23
Games decided by 4-9 points	6-5	7-7	13-12	@ ORL 4/4/23	Cavaliers w/20+ TOs	1-0	1-0	2-0	@ CHI 12/31/22	Donovan Mitchell w/30+ pts	13-1	9-8	22-9	@ ORL 4/4/23
Games decided by 3 or less points	3-1	2-7	5-8	@ ATL 3/28/23	Opp w/20+ TOs	2-0	3-1	5-1	@ ORL 4/6/23	Donovan Mitchell w/20+ pts	22-3	13-15	35-18	@ ORL 4/4/23
Both teams score 100+ pts	16-7	12-18	28-25	@ ORL 4/4/23	Cavaliers TO >= Opp TO	9-2	4-7	13-9	vs. NYK 3/31/23	Donovan Mitchell w/10+ REB	2-0	0-1	2-1	vs. BOS 3/6/23
Both teams under 100 pts	2-0	0-1	2-1	vs. CHI 2/11/23	Opp TO >= Cavaliers TO	20-7	15-14	35-21	vs. CHA 4/9/23	Donovan Mitchell w/10+ asts	2-0	0-0	2-0	vs. CHI 1/2/23
Cavaliers score under 100 pts	2-3	0-3	2-6	vs. CHA 4/9/23	Cavaliers w/50+ REB	5-0	1-0	6-0	vs. BOS 3/6/23	Donovan Mitchell w/3+ 3FGM	19-4	8-12	27-16	@ ORL 4/4/23
Opp scores under 100 pts	15-0	8-1	23-1	@ ORL 4/6/23	Opp w/50+ REB	3-0	0-4	3-4	@ ATL 3/28/23	Donovan Mitchell w/3+ stls	5-4	1-2	6-6	vs. IND 4/2/23
Cavaliers score 100+ pts	29-7	20-18	49-25	@ ORL 4/6/23	Cavaliers REB >= Opp REB	19-0	13-7	32-7	@ ORL 4/6/23	Donovan Mitchell w/double-double	4-0	0-1	4-1	vs. BOS 3/6/23
Opp scores 100+ pts	16-10	12-20	28-30	vs. CHA 4/9/23	Opp REB >= Cavaliers REB	11-10	7-14	18-24	vs. CHA 4/9/23	Isaac Okoro w/20+ pts	0-0	1-0	1-0	@ IND 2/5/23
Cavaliers score 110+ pts	25-4	16-11	41-15	@ ORL 4/6/23	Cavaliers w/10+ more REB than Opp	6-0	4-3	10-3	vs. DET 2/8/23	Isaac Okoro w/15+ pts	0-1	1-2	1-3	@ MIA 3/10/23
Opp scores 110+ pts	6-7	4-16	10-23	@ ORL 4/4/23	Opp w/10+ more REB than CLE	2-4	4-5	6-9	@ ORL 4/4/23	Isaac Okoro w/10+ pts	6-1	7-4	13-5	@ BKN 3/23/23
Cavaliers tied or lead after the 3rd qtr	23-4	16-6	39-10	vs. CHA 4/9/23	Cavaliers w/10+ stls	5-1	3-0	8-1	@ ORL 4/6/23	Isaac Okoro w/3+ 3FGM	0-0	4-1	4-1	@ BKN 3/23/23
Cavaliers tied or lead at halftime	22-4	13-9	35-13	vs. CHA 4/9/23	Opp w/10+ stls	3-2	3-4	6-6	vs. SAS 2/13/23	Isaac Okoro w/3+ stls	2-0	0-1	2-1	vs. MEM 2/2/23
Cavaliers tied or lead after 1st qtr	25-3	10-8	35-11	vs. CHA 4/9/23	2+ Cavaliers w/double-double	13-0	8-5	21-5	@ BKN 3/23/23	Jarrett Allen w/20+ pts	11-0	4-2	15-2	vs. HOU 3/26/23
Cavaliers trailing after the 3rd qtr	8-6	4-15	12-21	vs. IND 4/2/23	2+ Opp w/double-double	6-3	4-5	10-8	@ ORL 4/4/23	Jarrett Allen w/15+ pts	19-0	7-5	26-5	vs. IND 4/2/23
Cavaliers trailing at halftime	9-6	7-12	16-18	@ ORL 4/4/23	3+ Cavaliers w/double-double	3-0	0-0	3-0	vs. BOS 3/6/23	Jarrett Allen w/10+ pts	21-4	14-13	35-17	@ ORL 4/4/23
Cavaliers trailing after 1st qtr	6-7	10-13	16-20	@ ORL 4/6/23	3+ Opp w/double-double	0-1	0-2	0-3	@ ATL 3/28/23	Jarrett Allen w/10+ FTA	1-0	0-0	1-0	vs. OKC 12/10/22
1st game Back-to-Back	2-3	7-0	9-3	@ CHA 3/14/23	Cavaliers PITP >= Opp PITP	22-7	12-16	34-23	@ ORL 4/6/23	Jarrett Allen w/15+ REB	3-0	0-1	3-1	vs. DET 2/8/23
2nd game Back-to-Back	6-1	1-4	7-5	vs. PHI 3/15/23	Opp PITP >= Cavaliers PITP	7-3	7-4	14-7	vs. CHA 4/9/23	Jarrett Allen w/10+ REB	18-3	11-5	29-8	vs. HOU 3/26/23
1st game after a win	19-5	12-15	31-20	vs. CHA 4/9/23	Cavaliers 2CP >= Opp 2CP	17-4	10-7	27-11	vs. CHA 4/9/23	Jarrett Allen w/3+ stls	1-0	1-1	2-1	@ BOS 3/1/23
1st game after a loss	12-5	8-5	20-10	vs. IND 4/2/23	Opp 2CP >= Cavaliers 2CP	9-6	9-11	18-17	@ ORL 4/6/23	Jarrett Allen w/double-double	15-3	10-4	25-7	vs. HOU 3/26/23
On Monday	6-1	1-3	7-4	vs. BOS 3/6/23	Cavaliers FB Pts >= Opp FB Pts	14-4	8-12	22-16	vs. CHA 4/9/23					
On Tuesday	1-1	3-3	4-4	@ ORL 4/4/23	Opp FB Pts >= Cavaliers FB Pts	15-6	12-8	27-14	@ ORL 4/4/23					
On Wednesday	7-1	2-6	9-7	vs. PHI 3/15/23										
On Thursday	1-1	4-1	5-2	@ ORL 4/6/23										
On Friday	4-4	3-6	7-10	vs. NYK 3/31/23										
On Saturday	5-0	2-1	7-1	vs. DET 3/4/23										
On Sunday	7-2	5-1	12-3	vs. CHA 4/9/23										
January	5-2	3-6	8-8	vs. MIA 1/31/23										
February	5-1	3-2	8-3	vs. TOR 2/26/23										
March	4-2	5-3	9-5	vs. NYK 3/31/23										
April	1-1	2-0	3-1	vs. CHA 4/9/23										
October	3-0	2-1	5-1	vs. NYK 10/30/22										
November	6-1	3-6	9-7	vs. PHI 11/30/22										
December	7-3	2-3	9-6	@ CHI 12/31/22										





DATE	OPPONENT	H-R	W-L	SCORE CLE-OPP	HOME RECORD	ROAD RECORD	TOTAL RECORD	CAVALIERS HI SCORER	PT	CAVALIERS HI REBR	CAVALIERS RB HI ASSISTS	AST	OPPONENT HI SCORER	PT	ATTEND	
10/19/2022	at Raptors	R	L	105-108	0-0	0-1	0-1	D. Mitchell	31	J. Allen	10	D. Mitchell	9	P. Siakam	23	19,800
10/22/2022	at Bulls	R	W	128-96	0-0	1-1	1-1	D. Mitchell	32	K. Love	12	D. Mitchell/C. LeVert	8	Z. LaVine	23	21,089
10/23/2022	Wizards	H	W	117-107	1-0	1-1	2-1	D. Mitchell	37	J. Allen	14	D. Mitchell/C. LeVert	4	B. Beal	27	19,432
10/26/2022	Magic	H	W	103-92	2-0	1-1	3-1	E. Mobley	20	J. Allen	16	D. Mitchell	8	P. Banchero	29	0
10/28/2022	at Celtics	R	W	132-123	2-0	2-1	4-1	C. LeVert/D. Mitchell	41	J. Allen	11	C. LeVert	7	J. Brown/J. Tatum	32	19,156
10/30/2022	Knicks	H	W	121-108	3-0	2-1	5-1	D. Mitchell	38	J. Allen	13	D. Mitchell	12	E. Fournier/J. Brunson	16	19,432
11/02/2022	Celtics	H	W	114-113	4-0	2-1	6-1	D. Garland	29	J. Allen	14	D. Garland	12	J. Brown	30	19,432
11/04/2022	at Pistons	R	W	112-88	4-0	3-1	7-1	J. Allen	23	K. Love/E. Mobley	8	K. Love	10	C. Cunningham	19	18,744
11/06/2022	at Lakers	R	W	114-100	4-0	4-1	8-1	D. Mitchell	33	J. Allen	11	D. Garland	7	L. James	27	18,997
11/07/2022	at Clippers	R	L	117-119	4-0	4-2	8-2	D. Mitchell	30	J. Allen	20	D. Garland	12	P. George	26	16,516
11/09/2022	at Kings	R	L	120-127	4-0	4-3	8-3	D. Mitchell	38	C. LeVert	10	D. Garland	8	D. Sabonis	21	13,816
11/11/2022	at Warriors	R	L	101-106	4-0	4-4	8-4	D. Mitchell	29	E. Mobley	13	D. Mitchell	9	S. Curry	40	18,064
11/13/2022	Timberwolves	H	L	124-129	4-1	4-4	8-5	D. Garland	51	E. Mobley	13	D. Garland	6	D. Russell	30	19,432
11/16/2022	at Bucks	R	L	98-113	4-1	4-5	8-6	D. Mitchell/D. Garland	23	K. Love/E. Mobley	7	D. Garland	8	B. Lopez	29	17,341
11/18/2022	Hornets	H	W	132-122	5-1	4-5	9-6	D. Garland	41	E. Mobley	18	D. Garland/D. Mitchell	6	K. Oubre Jr.	34	19,432
11/20/2022	Heat	H	W	113-87	6-1	4-5	10-6	D. Garland	25	C. Osman	12	D. Garland	7	B. Adebayo	21	19,432
11/21/2022	Hawks	H	W	114-102	7-1	4-5	11-6	D. Mitchell	29	J. Allen	11	D. Mitchell/D. Garland	9	T. Young	25	19,432
11/23/2022	Trail Blazers	H	W	114-96	8-1	4-5	12-6	D. Mitchell	34	J. Allen	13	D. Garland	12	J. Nurkic	22	19,432
11/25/2022	at Bucks	R	L	102-117	8-1	4-6	12-7	D. Mitchell	29	D. Wade	12	D. Garland	3	G. Antetokounmpo	38	17,447
11/27/2022	at Pistons	R	W	102-94	8-1	5-6	13-7	D. Mitchell	32	E. Mobley	13	D. Garland	10	M. Bagley III	19	18,240
11/28/2022	at Raptors	R	L	88-100	8-1	5-7	13-8	D. Garland/E. Mobley	18	E. Mobley	15	D. Garland	10	O. Anunoby	20	19,800
11/30/2022	76ers	H	W	113-85	9-1	5-7	14-8	C. LeVert	22	E. Mobley	8	D. Garland	9	J. Embiid	19	19,432
12/02/2022	Magic	H	W	107-96	10-1	5-7	15-8	D. Mitchell	34	E. Mobley	13	D. Garland	6	P. Banchero	22	19,432
12/04/2022	at Knicks	R	L	81-92	10-1	5-8	15-9	D. Mitchell	23	E. Mobley	10	D. Mitchell	5	J. Brunson	23	19,007
12/06/2022	Lakers	H	W	116-102	11-1	5-8	16-9	D. Mitchell	43	E. Mobley	12	D. Garland	11	L. James	21	19,432
12/09/2022	Kings	H	L	95-106	11-2	5-8	16-10	C. LeVert	22	L. Stevens/J. Allen	8	C. LeVert/D. Garland	6	H. Barnes	20	19,432
12/10/2022	Thunder	H	W	110-102	12-2	5-8	17-10	C. LeVert	22	E. Mobley	12	D. Garland	8	S. Gilgeous-Alexander	23	19,432
12/12/2022	at Spurs	R	L	111-112	12-2	5-9	17-11	D. Mitchell	28	E. Mobley	13	D. Garland	9	J. Richardson	24	13,434
12/14/2022	at Mavericks	R	W	105-90	12-2	6-9	18-11	D. Mitchell	34	L. Stevens	11	E. Mobley/D. Garland	6	L. Dončić	30	20,093
12/16/2022	Pacers	H	W	118-112	13-2	6-9	19-11	D. Mitchell	41	E. Mobley	9	D. Garland	10	B. Mathurin	22	19,432
12/17/2022	Mavericks	H	W	100-99	14-2	6-9	20-11	D. Mitchell	25	J. Allen	15	D. Garland	12	K. Walker	32	19,432
12/19/2022	Jazz	H	W	122-99	15-2	6-9	21-11	D. Mitchell	23	J. Allen	11	D. Garland	8	L. Markkanen	24	19,432
12/21/2022	Bucks	H	W	114-106	16-2	6-9	22-11	D. Mitchell	36	K. Love	9	D. Mitchell	6	G. Antetokounmpo	45	19,432
12/23/2022	Raptors	H	L	107-118	16-3	6-9	22-12	D. Garland	17	E. Mobley	8	D. Garland	8	P. Siakam/O. Anunoby	26	19,432
12/26/2022	Nets	H	L	117-125	16-4	6-9	22-13	D. Garland	46	J. Allen	11	D. Garland	8	K. Irving/K. Durant	32	19,432
12/29/2022	at Pacers	R	L	126-135	16-4	6-10	22-14	D. Mitchell	28	J. Allen	14	D. Garland	8	T. Haliburton	29	17,274
12/31/2022	at Bulls	R	W	103-102	16-4	7-10	23-14	C. LeVert	23	J. Allen	10	D. Mitchell	6	D. DeRozan	21	21,524
01/02/2023	Bulls	H	W	145-134	17-4	7-10	24-14	D. Mitchell	71	K. Love	17	D. Mitchell	11	D. DeRozan	44	19,432
01/04/2023	Suns	H	W	90-88	18-4	7-10	25-14	C. LeVert	21	K. Love/E. Mobley/J. Allen	8	D. Mitchell	9	C. Paul	25	19,432
01/06/2023	at Nuggets	R	L	108-121	18-4	7-11	25-15	C. LeVert	22	E. Mobley/J. Allen	9	D. Garland	8	N. Jokic	28	19,638
01/08/2023	at Suns	R	W	112-98	18-4	8-11	26-15	D. Garland/D. Mitchell	22	J. Allen	12	D. Garland/C. LeVert	7	D. Washington Jr.	25	17,071
01/10/2023	at Jazz	R	L	114-116	18-4	8-12	26-16	D. Mitchell	46	K. Love	9	D. Garland/D. Mitchell	6	J. Clarkson	32	18,206
01/12/2023	at Trail Blazers	R	W	119-113	18-4	9-12	27-16	D. Mitchell	26	J. Allen	10	D. Garland	10	D. Lillard	50	18,105
01/14/2023	at Timberwolves	R	L	102-110	18-4	9-13	27-17	E. Mobley/J. Allen	19	K. Love/E. Mobley/J. Allen	8	D. Mitchell	6	A. Edwards	26	17,136
01/16/2023	Pelicans	H	W	113-103	19-4	9-13	28-17	D. Garland	30	J. Allen	11	D. Garland	11	C. McCollum	25	19,432
01/18/2023	at Grizzlies	R	L	114-115	19-4	9-14	28-18	D. Garland	24	E. Mobley	15	D. Garland	14	D. Bane	25	16,892
01/20/2023	Warriors	H	L	114-120	19-5	9-14	28-19	D. Garland	31	J. Allen	8	D. Garland	9	J. Poole	32	19,432
01/21/2023	Bucks	H	W	114-102	20-5	9-14	29-19	E. Mobley	38	E. Mobley	9	D. Garland	10	J. Holiday	28	19,432
01/24/2023	at Knicks	R	L	103-105	20-5	9-15	29-20	D. Mitchell/J. Allen	24	J. Allen	12	D. Mitchell	8	J. Randle	36	19,812
01/26/2023	at Rockets	R	W	113-95	20-5	10-15	30-20	D. Garland	26	J. Allen/E. Mobley	10	D. Garland	9	T. Eason	18	16,327
01/27/2023	at Thunder	R	L	100-112	20-5	10-16	30-21	D. Garland	31	E. Mobley	11	D. Garland	13	S. Gilgeous-Alexander	35	16,236
01/29/2023	Clippers	H	W	122-99	21-5	10-16	31-21	C. Osman	29	E. Mobley	9	D. Garland	10	B. Boston Jr.	24	19,432
01/31/2023	Heat	H	L	97-100	21-6	10-16	31-22	E. Mobley	19	J. Allen	11	D. Mitchell	9	J. Butler	23	19,432
02/02/2023	Grizzlies	H	W	128-113	22-6	10-16	32-22	D. Garland	32	E. Mobley	14	D. Garland	11	D. Bane	25	19,432
02/05/2023	at Pacers	R	W	122-103	22-6	11-16	33-22	D. Garland	24	J. Allen	13	R. Rubio	9	M. Turner	27	17,274
02/06/2023	at Wizards	R	W	114-91	22-6	12-16	34-22	D. Garland/J. Allen	23	C. LeVert/J. Allen	8	D. Garland/D. Mitchell	5	K. Porzingis	18	16,744
02/08/2023	Pistons	H	W	113-85	23-6	12-16	35-22	J. Allen	20	J. Allen	16	R. Neto	8	B. Bogdanovic	15	19,432
02/10/2023	at Pelicans	R	W	118-107	23-6	13-16	36-22	D. Mitchell	30	E. Mobley	13	C. LeVert	9	B. Ingram	25	16,398
02/11/2023	Bulls	H	W	97-89	24-6	13-16	37-22	D. Mitchell	29	J. Allen/D. Mitchell	10	D. Garland	7	Z. LaVine	23	19,432
02/13/2023	Spurs	H	W	117-109	25-6	13-16	38-22	D. Mitchell	41	J. Allen	11	D. Garland	7	K. Johnson	25	19,432
02/15/2023	at 76ers	R	L	112-118	25-6	13-17	38-23	D. Mitchell	33	E. Mobley	9	D. Garland	6	J. Embiid	29	21,134
02/23/2023	Nuggets	H	L	109-115	25-7	13-17	38-24	E. Mobley	31	J. Allen	13	C. LeVert	9	M. Porter Jr.	25	19,432
02/24/2023	at Hawks	R	L	119-136	25-7	13-18	38-25	D. Garland	33	J. Allen	9	R. Neto/L. Stevens	4	T. Young	34	18,065
02/26/2023	Raptors	H	W	118-93	26-7	13-18	39-25	D. Mitchell	35	J. Allen	11	D. Garland	11	P. Siakam	25	19,432
03/01/2023	at Celtics	R	L	113-117	26-7	13-19	39-26	D. Mitchell	44	E. Mobley	13	D. Garland	9	J. Tatum	41	19,156
03/04/2023	Pistons	H	W	114-90	27-7	13-19	40-26	D. Garland	21	E. Mobley						





2022-23 REGULAR SEASON GAME-BY-GAME STATS

DATE	GAME	W/L	FG	FGA	PCT	3FG	3FGA	PCT	FT	FTA	PCT	OR	DR	REB	AST	PF	ST	TO	BS	PTS
10/19	Cavaliers	L	38	77	0.494	10	28	0.357	19	23	0.826	6	32	38	25	21	5	17	5	105
19,800	at Raptors		36	86	0.419	13	30	0.433	23	32	0.719	12	29	41	19	23	15	13	4	108
10/22	Cavaliers	W	48	85	0.565	16	27	0.593	16	18	0.889	8	40	48	32	17	4	18	5	128
21,089	at Bulls		34	84	0.405	7	29	0.241	21	25	0.840	10	25	35	19	19	12	10	7	96
10/23	Cavaliers	W	41	96	0.427	13	33	0.394	22	25	0.880	16	32	48	19	20	10	13	5	117
19,432	vs. Wizards		43	87	0.494	12	28	0.429	9	15	0.600	4	31	35	25	24	9	20	4	107
10/26	Cavaliers	W	36	87	0.414	10	33	0.303	21	30	0.700	12	31	43	25	22	6	13	3	103
	vs. Magic		35	81	0.432	6	24	0.250	16	21	0.762	10	33	43	19	29	6	17	6	92
10/28	Cavaliers	W	45	87	0.517	16	35	0.457	26	34	0.765	9	33	42	18	28	5	16	2	132
19,156	at Celtics		42	82	0.512	13	33	0.394	26	32	0.813	5	29	34	28	27	9	19	2	123
10/30	Cavaliers	W	41	89	0.461	23	50	0.460	16	19	0.842	10	33	43	33	22	3	14	5	121
19,432	vs. Knicks		45	92	0.489	10	27	0.370	8	16	0.500	12	33	45	26	25	9	14	2	108
11/2	Cavaliers	W	42	100	0.420	11	39	0.282	19	24	0.792	9	42	51	24	23	6	11	4	114
19,432	vs. Celtics		38	93	0.409	11	41	0.268	26	27	0.963	8	44	52	26	24	5	14	9	113
11/4	Cavaliers	W	44	81	0.543	11	26	0.423	13	16	0.813	10	37	47	30	15	5	19	13	112
18,744	at Pistons		31	83	0.373	13	37	0.351	13	15	0.867	9	25	34	16	22	10	19	6	88
11/6	Cavaliers	W	37	84	0.440	8	32	0.250	32	36	0.889	9	39	48	19	20	7	14	6	114
18,997	at Lakers		40	87	0.460	8	27	0.296	12	21	0.571	10	33	43	24	26	4	17	4	100
11/7	Cavaliers	L	43	83	0.518	16	33	0.485	15	21	0.714	10	38	48	29	21	6	17	2	117
16,516	at Clippers		40	79	0.506	17	38	0.447	22	28	0.786	4	27	31	19	19	8	9	2	119
11/9	Cavaliers	L	46	86	0.535	11	26	0.423	17	20	0.850	12	30	42	24	23	4	18	1	120
13,816	at Kings		40	76	0.526	17	39	0.436	30	35	0.857	2	22	24	30	20	12	9	4	127
11/11	Cavaliers	L	37	92	0.402	8	30	0.267	19	26	0.731	14	32	46	25	17	6	13	3	101
18,064	at Warriors		40	82	0.488	15	36	0.417	11	14	0.786	8	36	44	29	27	5	15	3	106
11/13	Cavaliers	L	40	89	0.449	17	34	0.500	27	39	0.692	16	24	40	22	22	6	10	1	124
19,432	vs. Timberwolves		46	82	0.561	12	24	0.500	25	34	0.735	11	36	47	30	30	5	13	4	129
11/16	Cavaliers	L	36	84	0.429	12	28	0.429	14	17	0.824	6	28	34	22	18	7	8	7	98
17,341	at Bucks		41	86	0.477	16	39	0.410	15	27	0.556	13	39	52	26	16	5	14	6	113
11/18	Cavaliers	W	49	92	0.533	8	28	0.286	26	32	0.813	7	43	50	25	25	8	20	8	132
19,432	vs. Hornets		44	110	0.400	14	44	0.318	20	24	0.833	7	36	53	24	33	11	16	6	122
11/20	Cavaliers	W	44	83	0.530	13	37	0.351	12	16	0.750	13	36	49	31	23	7	20	1	113
19,432	vs. Heat		31	80	0.388	6	31	0.194	19	22	0.864	11	19	30	17	16	6	16	3	87
11/21	Cavaliers	W	42	70	0.600	10	19	0.526	20	23	0.870	3	34	37	24	17	8	20	3	114
19,432	vs. Hawks		38	87	0.437	11	34	0.324	15	17	0.882	10	25	35	24	21	11	17	3	102
11/23	Cavaliers	W	41	74	0.554	12	27	0.444	20	23	0.870	11	28	39	22	14	4	17	4	114
19,432	vs. Trail Blazers		35	78	0.449	13	31	0.419	13	13	1.000	11	21	32	28	24	9	17	4	96
11/25	Cavaliers	L	34	87	0.391	12	33	0.364	22	26	0.846	10	31	41	12	17	9	9	2	102
17,447	at Bucks		42	83	0.506	15	32	0.469	18	25	0.720	8	35	43	27	22	4	13	9	117
11/27	Cavaliers	W	33	77	0.429	8	28	0.286	28	33	0.848	10	31	41	14	20	3	14	4	102
18,240	at Pistons		36	79	0.456	8	28	0.286	14	26	0.538	7	29	36	14	26	9	16	6	94
11/28	Cavaliers	L	34	90	0.378	7	38	0.184	13	16	0.813	13	34	47	21	18	7	10	3	88
19,800	at Raptors		37	84	0.440	12	28	0.429	14	17	0.824	7	38	45	23	17	4	12	5	100
11/30	Cavaliers	W	45	74	0.608	15	29	0.517	8	10	0.800	6	34	40	28	13	10	19	3	113
19,432	vs. 76ers		32	77	0.416	6	26	0.231	15	18	0.833	7	23	30	19	11	7	16	1	85
12/2	Cavaliers	W	41	84	0.488	16	42	0.381	9	9	1.000	5	28	33	22	14	7	13	5	107
19,432	vs. Magic		40	81	0.494	8	23	0.348	8	12	0.667	11	29	40	19	13	6	18	4	96
12/4	Cavaliers	L	29	83	0.349	8	35	0.229	15	20	0.750	8	31	39	17	15	7	19	6	81
19,007	at Knicks		35	86	0.407	5	29	0.172	17	21	0.810	14	40	54	17	16	6	21	3	92
12/6	Cavaliers	W	48	93	0.516	7	27	0.259	13	17	0.765	9	35	44	25	20	11	8	3	116
19,432	vs. Lakers		38	89	0.427	6	36	0.167	20	24	0.833	14	29	43	16	13	4	16	6	102
12/9	Cavaliers	L	34	79	0.430	10	30	0.333	17	22	0.773	8	28	36	20	23	7	20	4	95
19,432	vs. Kings		35	66	0.530	16	33	0.485	20	32	0.625	5	33	38	21	22	11	19	5	106
12/10	Cavaliers	W	40	85	0.471	12	32	0.375	18	26	0.692	12	36	48	25	14	6	13	4	110
19,432	vs. Thunder		38	83	0.458	10	29	0.345	16	20	0.800	7	33	40	25	26	8	11	6	102
12/12	Cavaliers	L	45	92	0.489	5	23	0.217	16	17	0.941	15	29	44	21	13	7	15	7	111
13,434	at Spurs		46	97	0.474	9	27	0.333	11	16	0.688	19	27	46	25	19	6	13	2	112
12/14	Cavaliers	W	41	78	0.526	8	24	0.333	15	19	0.789	5	38	43	26	20	5	9	2	105
20,093	at Mavericks		29	74	0.392	13	38	0.342	19	26	0.731	6	27	33	17	15	2	13	3	90
12/16	Cavaliers	W	38	76	0.500	14	31	0.452	28	32	0.875	6	28	34	23	15	6	10	2	118
19,432	vs. Pacers		42	80	0.525	11	36	0.306	17	19	0.895	5	28	33	34	22	6	10	4	112
12/17	Cavaliers	W	40	94	0.426	7	36	0.194	13	22	0.591	9	42	51	23	24	6	13	5	100
19,432	vs. Mavericks		36	88	0.409	15	49	0.306	12	19	0.632	5	40	45	19	20	5	12	6	99
12/19	Cavaliers	W	43	70	0.614	15	26	0.577	21	26	0.808	4	41	45	24	20	5	23	4	122
19,432	vs. Jazz		36	93	0.387	10	34	0.294	17	23	0.739	15	20	35	19	22	9	14	2	99
12/21	Cavaliers	W	41	85	0.482	10	32	0.313	22	28	0.786	9	28	37	22	21	8	10	3	114
19,432	vs. Bucks		39	83	0.470	13	30	0.433	15	22	0.682	13	33	46	20	23	7	21	5	106
12/23	Cavaliers	L	39	76	0.513	11	33	0.333	18	30	0.600	6	29	35	27	17	9	15	4	107
19,432	vs. Raptors		42	84	0.500	19	37	0.514	15	18	0.833	11	34	45	25	20	10	19	2	118
12/26	Cavaliers	L	39	82	0.476	13	36	0.361	26	30	0.867	10	23	33	21	14	8	12	3	117
19,432	vs. Nets		47	82	0.573	18	30	0.600	13	17	0.765	7	31	38	27	25	7	17	4	125
12/29	Cavaliers	L	50	96	0.521	12	28	0.429	14	20	0.700	17	27	44	29	17	7	11	4	126
17,274	at Pacers		48	85	0.565	19	31	0.613	20	21	0.952	4	28	32	28	18	6	9	8	135
12/31	Cavaliers	W	39	85	0.459	13	38	0.342	12	19	0.632	15	35	50	20	18	9	21	5	103
21,524	at Bulls		39	81	0.481	7	21	0.333	17	24	0.708	9	31	40	14	15	15	15	6	102
1/2	Cavaliers	W	48	92	0.522	16	46	0.348	33	45	0.733									



DATE	GAME	W/L	FG	FGA	PCT	3FG	3FGA	PCT	FT	FTA	PCT	OR	DR	REB	AST	PF	ST	TO	BS	PTS
1/12	Cavaliers	W	44	89	0.494	7	22	0.318	24	31	0.774	12	32	44	28	19	6	11	1	119
18,105	at Trail Blazers		40	78	0.513	11	33	0.333	22	29	0.759	5	31	36	17	27	6	17	4	113
1/14	Cavaliers	L	37	76	0.487	8	28	0.286	20	23	0.870	8	32	40	24	17	5	18	2	102
17,136	at Timberwolves		45	80	0.563	9	28	0.321	11	15	0.733	4	27	31	22	21	10	15	5	110
1/16	Cavaliers	W	39	80	0.488	9	28	0.321	26	33	0.788	13	30	43	22	19	5	15	4	113
19,432	vs. Pelicans		38	75	0.507	10	27	0.370	17	22	0.773	3	25	28	26	23	9	17	1	103
1/18	Cavaliers	L	42	82	0.512	16	35	0.457	14	21	0.667	11	36	47	29	17	4	19	7	114
16,892	at Grizzlies		44	97	0.454	11	34	0.324	16	22	0.727	15	27	42	22	19	10	8	7	115
1/20	Cavaliers	L	42	84	0.500	14	33	0.424	16	19	0.842	10	25	35	24	15	7	15	8	114
19,432	vs. Warriors		42	86	0.488	23	43	0.535	13	19	0.684	14	31	45	25	19	9	18	4	120
1/21	Cavaliers	W	48	86	0.558	7	22	0.318	11	17	0.647	9	32	41	33	13	9	9	3	114
19,432	vs. Bucks		39	86	0.453	14	39	0.359	10	11	0.909	7	29	36	24	17	3	16	6	102
1/24	Cavaliers	L	40	87	0.460	12	33	0.364	11	16	0.688	10	31	41	29	19	8	12	4	103
19,812	at Knicks		37	75	0.493	17	33	0.515	14	21	0.667	9	33	42	25	18	4	17	3	105
1/26	Cavaliers	W	40	87	0.460	15	36	0.417	18	22	0.818	11	25	36	29	16	12	10	4	113
16,327	at Rockets		39	76	0.513	5	21	0.238	12	20	0.600	10	36	46	24	20	5	22	6	95
1/27	Cavaliers	L	39	88	0.443	8	29	0.276	14	18	0.778	11	26	37	27	21	9	10	5	100
16,236	at Thunder		40	76	0.526	10	18	0.556	22	25	0.880	10	36	46	19	17	5	15	2	112
1/29	Cavaliers	W	44	78	0.564	20	33	0.606	14	19	0.737	4	31	35	35	23	9	13	7	122
19,432	vs. Clippers		37	89	0.416	2	19	0.105	23	27	0.852	15	30	45	17	19	6	15	0	99
1/31	Cavaliers	L	40	83	0.482	11	40	0.275	6	12	0.500	5	34	39	32	20	9	13	6	97
19,432	vs. Heat		34	78	0.436	14	31	0.452	18	25	0.720	9	36	45	21	17	7	15	3	100
2/2	Cavaliers	W	49	91	0.538	14	29	0.483	16	22	0.727	9	32	41	33	17	12	16	7	128
19,432	vs. Grizzlies		41	87	0.471	10	23	0.435	21	22	0.955	11	33	44	22	23	8	18	5	113
2/5	Cavaliers	W	46	88	0.523	15	37	0.405	15	16	0.938	8	38	46	33	20	7	13	5	122
17,274	at Pacers		40	92	0.435	8	32	0.250	15	22	0.682	12	30	42	28	20	3	13	6	103
2/6	Cavaliers	W	44	78	0.564	12	29	0.414	14	20	0.700	7	36	43	26	15	9	17	6	114
16,744	at Wizards		35	82	0.427	6	28	0.214	15	19	0.789	7	30	37	20	18	8	14	5	91
2/8	Cavaliers	W	43	87	0.494	6	26	0.231	21	25	0.840	13	37	50	30	16	8	13	4	113
19,432	vs. Pistons		30	81	0.370	8	32	0.250	17	18	0.944	9	23	32	19	21	8	14	6	85
2/10	Cavaliers	W	48	85	0.565	10	28	0.357	12	15	0.800	12	29	41	28	22	9	14	5	118
16,398	at Pelicans		39	82	0.476	9	24	0.375	20	25	0.800	11	23	34	25	18	8	14	3	107
2/11	Cavaliers	W	36	86	0.419	9	35	0.257	16	19	0.842	10	29	39	26	15	9	13	4	97
19,432	vs. Bulls		36	74	0.486	5	21	0.238	12	15	0.800	6	38	44	27	22	7	23	3	89
2/13	Cavaliers	W	44	78	0.564	9	28	0.321	20	25	0.800	11	25	36	21	16	8	14	6	117
19,432	vs. Spurs		43	85	0.506	8	21	0.381	15	20	0.750	11	24	35	27	21	10	18	1	109
2/15	Cavaliers	L	41	82	0.500	10	30	0.333	20	25	0.800	10	25	35	23	17	7	8	5	112
21,134	at 76ers		39	78	0.500	13	27	0.481	27	29	0.931	8	30	38	24	22	7	12	4	118
2/23	Cavaliers	L	43	90	0.478	6	26	0.231	17	20	0.850	13	28	41	24	21	10	11	2	109
19,432	vs. Nuggets		39	84	0.464	17	36	0.472	20	23	0.870	18	29	47	30	20	7	16	4	115
2/24	Cavaliers	L	40	88	0.455	13	35	0.371	26	29	0.897	10	25	35	20	23	9	11	6	119
18,065	at Hawks		50	85	0.588	15	28	0.536	21	23	0.913	5	37	42	28	21	7	14	8	136
2/26	Cavaliers	W	44	84	0.524	18	36	0.500	12	14	0.857	8	37	45	31	17	7	14	5	118
19,432	vs. Raptors		36	93	0.387	9	25	0.360	12	15	0.800	13	30	43	19	16	4	14	4	93
3/1	Cavaliers	L	45	92	0.489	10	32	0.313	13	21	0.619	10	28	38	21	18	8	7	3	113
19,156	at Celtics		39	78	0.500	16	32	0.500	23	28	0.821	7	36	43	27	18	5	13	4	117
3/4	Cavaliers	W	45	91	0.495	14	34	0.412	10	18	0.556	8	31	39	29	18	14	12	8	114
19,432	vs. Pistons		33	81	0.407	6	24	0.250	18	25	0.720	12	37	49	19	15	5	24	7	90
3/6	Cavaliers	W	43	96	0.448	12	34	0.353	20	25	0.800	16	42	58	27	20	4	15	7	118
19,432	vs. Celtics		42	101	0.416	16	48	0.333	14	21	0.667	15	37	52	25	21	5	14	5	114
3/8	Cavaliers	W	39	80	0.488	9	28	0.321	17	19	0.895	7	25	32	26	23	13	17	3	104
19,600	at Heat		35	70	0.500	8	29	0.276	22	29	0.759	10	27	37	22	19	7	24	4	100
3/10	Cavaliers	L	40	86	0.465	18	43	0.419	17	21	0.810	8	26	34	25	20	5	11	6	115
19,757	at Heat		42	82	0.512	14	29	0.483	21	23	0.913	11	35	46	22	20	7	16	4	119
3/12	Cavaliers	W	41	87	0.471	7	27	0.259	25	34	0.735	11	29	40	18	22	8	10	3	114
17,342	at Hornets		41	80	0.513	10	21	0.476	16	22	0.727	7	36	43	25	26	8	19	5	108
3/14	Cavaliers	W	45	88	0.511	14	30	0.467	16	19	0.842	8	22	30	29	19	8	9	6	120
14,690	at Hornets		43	76	0.566	6	23	0.261	12	15	0.800	6	34	40	28	18	3	22	8	104
3/15	Cavaliers	L	40	85	0.471	14	41	0.341	15	22	0.682	12	21	33	20	18	6	12	2	109
19,432	vs. 76ers		39	75	0.520	17	36	0.472	23	27	0.852	13	33	46	24	21	8	20	6	118
3/17	Cavaliers	W	48	87	0.552	4	19	0.211	17	22	0.773	9	32	41	31	19	9	11	7	117
19,432	vs. Wizards		35	76	0.461	8	23	0.348	16	20	0.800	6	32	38	22	19	5	17	6	94
3/21	Cavaliers	W	42	83	0.506	14	29	0.483	17	21	0.810	8	26	34	23	20	6	14	3	115
17,732	at Nets		41	92	0.446	9	33	0.273	18	23	0.783	19	30	49	25	19	6	17	5	109
3/23	Cavaliers	W	42	89	0.472	12	32	0.375	20	26	0.769	13	27	40	24	21	7	10	7	116
17,732	at Nets		39	81	0.481	12	34	0.353	24	27	0.889	9	33	42	24	21	7	16	7	114
3/26	Cavaliers	W	39	83	0.470	9	30	0.300	21	24	0.875	13	28	41	20	16	5	11	7	108
19,432	vs. Rockets		35	80	0.438	6	25	0.240	15	18	0.833	12	24	36	20	22	6	19	1	91
3/28	Cavaliers	L	47	93	0.505	9	25	0.360	15	22	0.682	10	30	40	20	24	5	8	6	118
17,748	at Hawks		41	89	0.461	12	27	0.444	26	33	0.788	14	37	51	25	16	5	15	3	120
3/31	Cavaliers	L	44	86	0.512	17	37	0.459	11	13	0.846	3	30	33	33	21	2	10	9	116
19,432	vs. Knicks		49	93	0.527	17	36	0.472	15	24	0.625	16	32	48	24	12	6	10	5	130
4/2	Cavaliers	W	44	90	0.489	9	24	0.375	18	26	0.692	13	30	43	23	22	7	13	7	115
19,432	vs. Pacers		36	83	0.434	9	24	0.375	24	29	0.828	11	33	44	21	26	5	17	6	105
4/4	Cavaliers	W	42	84	0.500	15	31	0.484	18	20	0.900	5	25	30	23	16	3	9	7	117



DATE	OPPONENT	FORWARD	FORWARD	CENTER	GUARD	GUARD	SCORE	W/L
10/19/2022	@ Toronto	#45 Donovan Mitchell	#4 Evan Mobley	#31 Jarrett Allen	#10 Darius Garland	#3 Caris LeVert	108-105	L
10/22/2022	@ Chicago	#3 Caris LeVert	#4 Evan Mobley	#31 Jarrett Allen	#45 Donovan Mitchell	#3 Isaac Okoro	128-96	W
10/23/2022	vs. Washington	#3 Caris LeVert	#4 Evan Mobley	#31 Jarrett Allen	#45 Donovan Mitchell	#35 Isaac Okoro	117-107	W
10/26/2022	vs. Orlando	#32 Dean Wade	#4 Evan Mobley	#31 Jarrett Allen	#45 Donovan Mitchell	#3 Caris LeVert	103-92	W
10/28/2022	@ Boston	#32 Dean Wade	#4 Evan Mobley	#31 Jarrett Allen	#45 Donovan Mitchell	#3 Caris LeVert	132-123	W
10/30/2022	vs. New York	#32 Dean Wade	#4 Evan Mobley	#31 Jarrett Allen	#45 Donovan Mitchell	#3 Caris LeVert	121-108	W
11/02/2022	vs. Boston	#3 Caris LeVert	#4 Evan Mobley	#31 Jarrett Allen	#10 Darius Garland	#45 Donovan Mitchell	114-113	W
11/04/2022	@ Detroit	#32 Dean Wade	#4 Evan Mobley	#31 Jarrett Allen	#35 Isaac Okoro	#3 Caris LeVert	112-88	W
11/06/2022	@ LA Lakers	#3 Caris LeVert	#4 Evan Mobley	#31 Jarrett Allen	#10 Darius Garland	#45 Donovan Mitchell	114-100	W
11/07/2022	@ LA Clippers	#3 Caris LeVert	#4 Evan Mobley	#31 Jarrett Allen	#10 Darius Garland	#45 Donovan Mitchell	119-117	L
11/09/2022	@ Sacramento	#3 Caris LeVert	#4 Evan Mobley	#31 Jarrett Allen	#10 Darius Garland	#45 Donovan Mitchell	127-120	L
11/11/2022	@ Golden State	#3 Caris LeVert	#4 Evan Mobley	#31 Jarrett Allen	#10 Darius Garland	#45 Donovan Mitchell	106-101	L
11/13/2022	vs. Minnesota	#8 Lamar Stevens	#0 Kevin Love	#4 Evan Mobley	#10 Darius Garland	#3 Caris LeVert	129-124	L
11/16/2022	@ Milwaukee	#3 Caris LeVert	#8 Lamar Stevens	#4 Evan Mobley	#10 Darius Garland	#45 Donovan Mitchell	113-98	L
11/18/2022	vs. Charlotte	#8 Lamar Stevens	#4 Evan Mobley	#31 Jarrett Allen	#10 Darius Garland	#45 Donovan Mitchell	132-122	W
11/20/2022	vs. Miami	#8 Lamar Stevens	#4 Evan Mobley	#31 Jarrett Allen	#10 Darius Garland	#45 Donovan Mitchell	113-87	W
11/21/2022	vs. Atlanta	#8 Lamar Stevens	#4 Evan Mobley	#31 Jarrett Allen	#10 Darius Garland	#45 Donovan Mitchell	114-102	W
11/23/2022	vs. Portland	#8 Lamar Stevens	#4 Evan Mobley	#31 Jarrett Allen	#10 Darius Garland	#45 Donovan Mitchell	114-96	W
11/25/2022	@ Milwaukee	#32 Dean Wade	#4 Evan Mobley	#31 Jarrett Allen	#10 Darius Garland	#45 Donovan Mitchell	117-102	L
11/27/2022	@ Detroit	#32 Dean Wade	#4 Evan Mobley	#33 Robin Lopez	#45 Donovan Mitchell	#10 Darius Garland	102-94	W
11/28/2022	@ Toronto	#35 Isaac Okoro	#32 Dean Wade	#4 Evan Mobley	#10 Darius Garland	#45 Donovan Mitchell	100-88	L
11/30/2022	vs. Philadelphia	#32 Dean Wade	#21 Mamadi Diakite	#4 Evan Mobley	#10 Darius Garland	#45 Donovan Mitchell	113-85	W
12/02/2022	vs. Orlando	#8 Lamar Stevens	#32 Dean Wade	#4 Evan Mobley	#10 Darius Garland	#45 Donovan Mitchell	107-96	W
12/04/2022	@ New York	#21 Mamadi Diakite	#8 Lamar Stevens	#4 Evan Mobley	#45 Donovan Mitchell	#10 Darius Garland	92-81	L
12/06/2022	vs. LA Lakers	#8 Lamar Stevens	#4 Evan Mobley	#31 Jarrett Allen	#10 Darius Garland	#45 Donovan Mitchell	116-102	W
12/09/2022	vs. Sacramento	#8 Lamar Stevens	#4 Evan Mobley	#31 Jarrett Allen	#10 Darius Garland	#3 Caris LeVert	106-95	L
12/10/2022	vs. Oklahoma City	#8 Lamar Stevens	#4 Evan Mobley	#31 Jarrett Allen	#10 Darius Garland	#3 Caris LeVert	110-102	W
12/12/2022	@ San Antonio	#8 Lamar Stevens	#4 Evan Mobley	#31 Jarrett Allen	#10 Darius Garland	#45 Donovan Mitchell	112-111	L
12/14/2022	@ Dallas	#8 Lamar Stevens	#4 Evan Mobley	#31 Jarrett Allen	#10 Darius Garland	#45 Donovan Mitchell	105-90	W
12/16/2022	vs. Indiana	#8 Lamar Stevens	#4 Evan Mobley	#31 Jarrett Allen	#10 Darius Garland	#45 Donovan Mitchell	118-112	W
12/17/2022	vs. Dallas	#35 Isaac Okoro	#4 Evan Mobley	#31 Jarrett Allen	#10 Darius Garland	#45 Donovan Mitchell	100-99	W
12/19/2022	vs. Utah	#35 Isaac Okoro	#4 Evan Mobley	#31 Jarrett Allen	#10 Darius Garland	#45 Donovan Mitchell	122-99	W
12/21/2022	vs. Milwaukee	#35 Isaac Okoro	#4 Evan Mobley	#31 Jarrett Allen	#10 Darius Garland	#45 Donovan Mitchell	114-106	W
12/23/2022	vs. Toronto	#35 Isaac Okoro	#4 Evan Mobley	#31 Jarrett Allen	#10 Darius Garland	#45 Donovan Mitchell	118-107	L
12/26/2022	vs. Brooklyn	#8 Lamar Stevens	#4 Evan Mobley	#31 Jarrett Allen	#10 Darius Garland	#45 Donovan Mitchell	125-117	L
12/29/2022	@ Indiana	#8 Lamar Stevens	#4 Evan Mobley	#31 Jarrett Allen	#10 Darius Garland	#45 Donovan Mitchell	135-126	L
12/31/2022	@ Chicago	#8 Lamar Stevens	#0 Kevin Love	#31 Jarrett Allen	#3 Caris LeVert	#45 Donovan Mitchell	103-102	W
01/02/2023	vs. Chicago	#8 Lamar Stevens	#0 Kevin Love	#31 Jarrett Allen	#45 Donovan Mitchell	#3 Caris LeVert	145-134	W
01/04/2023	vs. Phoenix	#35 Isaac Okoro	#4 Evan Mobley	#31 Jarrett Allen	#45 Donovan Mitchell	#3 Caris LeVert	90-88	W
01/06/2023	@ Denver	#35 Isaac Okoro	#4 Evan Mobley	#31 Jarrett Allen	#10 Darius Garland	#3 Caris LeVert	121-108	L
01/08/2023	@ Phoenix	#35 Isaac Okoro	#4 Evan Mobley	#31 Jarrett Allen	#10 Darius Garland	#45 Donovan Mitchell	112-98	W
01/10/2023	@ Utah	#35 Isaac Okoro	#4 Evan Mobley	#31 Jarrett Allen	#10 Darius Garland	#45 Donovan Mitchell	116-114	L
01/12/2023	@ Portland	#35 Isaac Okoro	#4 Evan Mobley	#31 Jarrett Allen	#10 Darius Garland	#45 Donovan Mitchell	119-113	W
01/14/2023	@ Minnesota	#35 Isaac Okoro	#4 Evan Mobley	#31 Jarrett Allen	#10 Darius Garland	#45 Donovan Mitchell	110-102	L
01/16/2023	vs. New Orleans	#35 Isaac Okoro	#4 Evan Mobley	#31 Jarrett Allen	#10 Darius Garland	#45 Donovan Mitchell	113-103	W
01/18/2023	@ Memphis	#35 Isaac Okoro	#4 Evan Mobley	#31 Jarrett Allen	#10 Darius Garland	#3 Caris LeVert	115-114	L
01/20/2023	vs. Golden State	#35 Isaac Okoro	#4 Evan Mobley	#31 Jarrett Allen	#10 Darius Garland	#3 Caris LeVert	120-114	L
01/21/2023	vs. Milwaukee	#35 Isaac Okoro	#4 Evan Mobley	#31 Jarrett Allen	#10 Darius Garland	#3 Caris LeVert	114-102	W
01/24/2023	@ New York	#4 Evan Mobley	#35 Isaac Okoro	#31 Jarrett Allen	#45 Donovan Mitchell	#10 Darius Garland	105-103	L
01/26/2023	@ Houston	#4 Evan Mobley	#35 Isaac Okoro	#31 Jarrett Allen	#10 Darius Garland	#3 Caris LeVert	113-95	W
01/27/2023	@ Oklahoma City	#35 Isaac Okoro	#4 Evan Mobley	#31 Jarrett Allen	#10 Darius Garland	#3 Caris LeVert	112-100	L
01/29/2023	vs. LA Clippers	#35 Isaac Okoro	#4 Evan Mobley	#31 Jarrett Allen	#10 Darius Garland	#45 Donovan Mitchell	122-99	W
01/31/2023	vs. Miami	#35 Isaac Okoro	#4 Evan Mobley	#31 Jarrett Allen	#10 Darius Garland	#45 Donovan Mitchell	100-97	L
02/02/2023	vs. Memphis	#35 Isaac Okoro	#4 Evan Mobley	#31 Jarrett Allen	#10 Darius Garland	#45 Donovan Mitchell	128-113	W
02/05/2023	@ Indiana	#35 Isaac Okoro	#4 Evan Mobley	#31 Jarrett Allen	#10 Darius Garland	#45 Donovan Mitchell	122-103	W
02/06/2023	@ Washington	#35 Isaac Okoro	#4 Evan Mobley	#31 Jarrett Allen	#10 Darius Garland	#45 Donovan Mitchell	114-91	W
02/08/2023	vs. Detroit	#35 Isaac Okoro	#4 Evan Mobley	#31 Jarrett Allen	#19 Raul Neto	#3 Caris LeVert	113-85	W
02/10/2023	@ New Orleans	#35 Isaac Okoro	#4 Evan Mobley	#31 Jarrett Allen	#10 Darius Garland	#45 Donovan Mitchell	118-107	W
02/11/2023	vs. Chicago	#35 Isaac Okoro	#4 Evan Mobley	#31 Jarrett Allen	#10 Darius Garland	#45 Donovan Mitchell	97-89	W
02/13/2023	vs. San Antonio	#35 Isaac Okoro	#4 Evan Mobley	#31 Jarrett Allen	#10 Darius Garland	#45 Donovan Mitchell	117-109	W
02/15/2023	@ Philadelphia	#35 Isaac Okoro	#4 Evan Mobley	#31 Jarrett Allen	#10 Darius Garland	#45 Donovan Mitchell	118-112	L
02/23/2023	vs. Denver	#35 Isaac Okoro	#4 Evan Mobley	#31 Jarrett Allen	#10 Darius Garland	#45 Donovan Mitchell	115-109	L
02/24/2023	@ Atlanta	#35 Isaac Okoro	#4 Evan Mobley	#31 Jarrett Allen	#10 Darius Garland	#45 Donovan Mitchell	136-119	L
02/26/2023	vs. Toronto	#35 Isaac Okoro	#4 Evan Mobley	#31 Jarrett Allen	#10 Darius Garland	#45 Donovan Mitchell	118-93	W
03/01/2023	@ Boston	#35 Isaac Okoro	#4 Evan Mobley	#31 Jarrett Allen	#10 Darius Garland	#45 Donovan Mitchell	117-113	L
03/04/2023	vs. Detroit	#35 Isaac Okoro	#4 Evan Mobley	#31 Jarrett Allen	#10 Darius Garland	#45 Donovan Mitchell	114-90	W
03/06/2023	vs. Boston	#35 Isaac Okoro	#4 Evan Mobley	#31 Jarrett Allen	#10 Darius Garland	#45 Donovan Mitchell	118-114	W
03/08/2023	@ Miami	#35 Isaac Okoro	#4 Evan Mobley	#31 Jarrett Allen	#10 Darius Garland	#45 Donovan Mitchell	104-100	W
03/10/2023	@ Miami	#35 Isaac Okoro	#4 Evan Mobley	#31 Jarrett Allen	#45 Donovan Mitchell	#3 Caris LeVert	119-115	L
03/12/2023	@ Charlotte	#35 Isaac Okoro	#8 Lamar Stevens	#4 Evan Mobley	#10 Darius Garland	#45 Donovan Mitchell	114-108	W
03/14/2023	@ Charlotte	#35 Isaac Okoro	#8 Lamar Stevens	#4 Evan Mobley	#10 Darius Garland	#3 Caris LeVert	120-104	W
03/15/2023	vs. Philadelphia	#35 Isaac Okoro	#8 Lamar Stevens	#4 Evan Mobley	#10 Darius Garland	#45 Donovan Mitchell	118-109	L
03/17/2023	vs. Washington	#35 Isaac Okoro	#8 Lamar Stevens	#4 Evan Mobley	#10 Darius Garland	#45 Donovan Mitchell	117-94	W
03/21/2023	@ Brooklyn	#35 Isaac Okoro	#4 Evan Mobley	#31 Jarrett Allen	#10 Darius Garland	#45 Donovan Mitchell	115-109	W
03/23/2023	@ Brooklyn	#35 Isaac Okoro	#4 Evan Mobley	#31 Jarrett Allen	#10 Darius Garland	#45 Donovan Mitchell	116-114	W
03/26/2023	vs. Houston	#35 Isaac Okoro	#4 Evan Mobley	#31 Jarrett Allen	#10 Darius Garland	#45 Donovan Mitchell	108-91	W
03/28/2023	@ Atlanta	#3 Caris LeVert	#8 Lamar Stevens	#4 Evan Mobley	#10 Darius Garland	#45 Donovan Mitchell	120-118	L
03/31/2023	vs. New York	#3 Caris LeVert	#8 Lamar Stevens	#4 Evan Mobley	#10 Darius Garland	#45 Donovan Mitchell	130-116	L
04/02/2023	vs. Indiana	#32 Dean Wade	#4 Evan Mobley	#31 Jarrett Allen	#10 Darius Garland	#45 Donovan Mitchell	115-105	W
04/04/2023	@ Orlando	#32 Dean Wade	#4 Evan Mobley	#31 Jarrett Allen	#10 Darius Garland	#45 Donovan Mitchell	117-113	W
04/06/2023	@ Orlando	#8 Lamar Stevens	#32 Dean Wade	#13 Ricky Rubio	#16 Cedi Osman	#16 Cedi Osman	118-94	W
04/09/2023	vs. Charlotte	#32 Dean Wade	#4 Evan Mobley	#31 Jarrett Allen	#13 Ricky Rubio	#16 Cedi Osman	106-95	L





			CAVALIERS										OPPONENTS									
DATE	OPPONENT	W/L	BENCH PTS	AVG	INTHE PAINT	AVG	SECOND CHANCE	AVG	FAST BREAK	AVG	POINTS OFFTO	AVG	BENCH PTS	AVG	INTHE PAINT	AVG	SECOND CHANCE	AVG	FAST BREAK	AVG	POINTS OFFTO	AVG
10/19	at Toronto	L	33	33.0	52	52.0	4	4.0	7	7.0	20	20.0	18	18.0	36	36.0	18	18.0	20	20.0	25	25.0
10/22	at Chicago	W	56	44.5	58	55.0	12	8.0	22	14.5	14	17.0	33	25.5	42	39.0	8	13.0	6	13.0	22	23.5
10/23	Washington	W	43	44.0	48	52.7	24	13.3	15	14.7	28	20.7	36	29.0	54	44.0	14	13.3	15	13.7	19	22.0
10/26	Orlando	W	27	39.8	46	51.0	19	14.8	4	12.0	19	20.3	13	25.0	54	46.5	9	12.3	6	11.8	14	20.0
10/28	at Boston	W	15	34.8	48	50.4	14	14.6	12	12.0	24	21.0	27	25.4	54	48.0	9	11.6	15	12.4	13	18.6
10/30	New York	W	38	35.3	32	47.3	7	13.3	14	12.3	18	20.5	42	28.2	64	50.7	11	11.5	28	15.0	18	18.5
11/2	Boston	W	16	32.6	56	48.6	8	12.6	14	12.6	15	19.7	26	27.9	42	49.4	8	11.0	19	15.6	6	16.7
11/4	at Detroit	W	54	35.3	58	49.8	11	12.4	9	12.1	28	20.8	21	27.0	24	46.3	7	10.5	12	15.1	12	16.1
11/6	at LA Lakers	W	24	34.0	48	49.6	18	13.0	15	12.4	21	20.8	36	28.0	56	47.3	16	11.1	16	15.2	9	15.3
11/7	at LA Clippers	L	28	33.4	46	49.2	8	12.5	18	13.0	10	19.7	29	28.1	34	46.0	6	10.6	7	14.4	25	16.3
11/9	at Sacramento	L	19	32.1	64	50.5	15	12.7	0	11.8	8	18.6	43	29.5	40	45.5	9	10.5	8	13.8	18	16.5
11/11	at Golden State	L	13	30.5	52	50.7	17	13.1	9	11.6	18	18.6	28	29.3	42	45.2	4	9.9	16	14.0	11	16.0
11/13	Minnesota	L	27	30.2	42	50.0	22	13.8	4	11.0	13	18.2	36	29.8	54	45.8	6	9.6	16	14.2	19	16.2
11/16	at Milwaukee	L	20	29.5	36	49.0	6	13.2	6	10.6	16	18.0	45	30.9	36	45.1	21	10.4	15	14.2	6	15.5
11/18	Charlotte	W	13	28.4	64	50.0	14	13.3	2	10.1	16	17.9	17	30.0	54	45.7	22	11.2	19	14.5	35	16.8
11/20	Miami	W	41	29.2	50	50.0	13	13.3	12	10.2	28	18.5	25	29.7	40	45.4	11	11.2	6	14.0	23	17.2
11/21	Atlanta	W	33	29.4	52	50.1	10	13.1	15	10.5	23	18.8	29	29.6	42	45.2	6	10.9	20	14.4	26	17.7
11/23	Portland	W	10	28.3	48	50.0	12	13.0	7	10.3	24	19.1	20	29.1	44	45.1	12	10.9	21	14.7	20	17.8
11/25	at Milwaukee	L	37	28.8	42	49.6	14	13.1	21	10.8	19	19.1	36	29.5	40	44.8	14	11.1	22	15.1	12	17.5
11/27	at Detroit	W	26	28.7	50	49.6	7	12.8	6	10.6	22	19.2	35	29.8	54	45.3	14	11.3	10	14.9	13	17.3
11/28	at Toronto	L	34	28.9	52	49.7	17	13.0	19	11.0	14	19.0	34	30.0	40	45.0	7	11.0	18	15.0	5	16.7
11/30	Philadelphia	W	46	29.7	56	50.0	8	12.7	16	11.2	17	18.9	34	30.1	42	44.9	5	10.8	4	14.5	17	16.7
12/2	Orlando	W	28	29.6	44	49.7	12	12.7	12	11.3	21	19.0	29	30.1	54	45.3	12	10.8	13	14.4	12	16.5
12/4	at New York	L	22	29.3	40	49.3	5	12.4	19	11.6	15	18.8	27	30.0	56	45.8	17	11.1	10	14.3	18	16.6
12/6	LA Lakers	W	19	28.9	70	50.2	15	12.5	19	11.9	18	18.8	52	30.8	52	46.0	23	11.6	14	14.2	4	16.1
12/9	Sacramento	L	22	28.6	44	49.9	13	12.5	7	11.7	17	18.7	23	30.5	32	45.5	9	11.5	16	14.3	24	16.4
12/10	Oklahoma City	W	23	28.4	54	50.1	9	12.4	8	11.6	17	18.6	35	30.7	54	45.8	4	11.2	14	14.3	18	16.4
12/12	at San Antonio	L	32	28.5	56	50.3	14	12.4	10	11.5	21	18.7	55	31.6	52	46.0	21	11.5	6	14.0	18	16.5
12/14	at Dallas	W	13	28.0	52	50.3	8	12.3	7	11.3	19	18.7	36	31.7	26	45.3	6	11.3	0	13.5	10	16.3
12/16	Indiana	W	34	28.2	44	50.1	7	12.1	9	11.3	16	18.6	55	32.5	62	45.9	4	11.1	20	13.7	14	16.2
12/17	Dallas	W	22	28.0	58	50.4	17	12.3	13	11.3	8	18.3	9	31.7	34	45.5	5	10.9	4	13.4	12	16.1
12/19	Utah	W	38	28.3	50	50.4	4	12.0	29	11.9	20	18.3	27	31.6	46	45.5	24	11.3	2	13.1	15	16.0
12/21	Milwaukee	W	21	28.1	54	50.5	18	12.2	9	11.8	22	18.5	21	31.3	46	45.5	14	11.4	12	13.0	12	15.9
12/23	Toronto	L	42	28.5	46	50.4	9	12.1	12	11.8	19	18.5	20	30.9	44	45.5	18	11.6	27	13.4	18	16.0
12/26	Brooklyn	L	28	28.5	48	50.3	14	12.1	17	11.9	20	18.5	37	31.1	34	45.1	10	11.5	23	13.7	18	16.0
12/29	at Indiana	L	41	28.8	72	50.9	25	12.5	21	12.2	17	18.5	42	31.4	48	45.2	10	11.5	20	13.9	15	16.0
12/31	at Chicago	W	37	29.1	44	50.7	25	12.8	10	12.1	16	18.4	27	31.3	54	45.5	2	11.2	21	14.1	20	16.1
1/2	Chicago	W	27	29.0	56	50.8	24	13.1	6	12.0	9	18.2	23	31.1	54	45.7	16	11.4	12	14.0	13	16.0
1/4	Phoenix	W	34	29.1	36	50.5	8	13.0	6	11.8	12	18.0	14	30.6	36	45.4	9	11.3	3	13.7	8	15.8
1/6	at Denver	L	37	29.3	60	50.7	16	13.1	17	12.0	18	18.0	33	30.7	50	45.6	19	11.5	15	13.8	14	15.8
1/8	at Phoenix	W	27	29.3	52	50.7	4	12.9	13	12.0	25	18.2	50	31.2	38	45.4	4	11.3	4	13.5	16	15.8
1/10	at Utah	L	31	29.3	54	50.8	10	12.8	17	12.1	22	18.3	27	31.1	48	45.4	27	11.7	2	13.3	14	15.7
1/12	at Portland	W	21	29.1	68	51.2	10	12.7	19	12.3	17	18.2	9	30.6	52	45.6	6	11.6	9	13.2	12	15.7
1/14	at Minnesota	L	27	29.1	52	51.2	6	12.6	12	12.3	7	18.0	56	31.1	60	45.9	7	11.5	21	13.3	28	15.9
1/16	New Orleans	W	18	28.8	52	51.2	19	12.7	7	12.1	22	18.1	21	30.9	40	45.8	8	11.4	13	13.3	22	16.1
1/18	at Memphis	L	18	28.6	44	51.1	10	12.7	17	12.2	12	17.9	30	30.9	58	46.0	21	11.6	17	13.4	26	16.3
1/20	Golden State	L	32	28.7	44	50.9	8	12.6	16	12.3	22	18.0	35	31.0	28	45.7	10	11.6	13	13.4	19	16.3
1/21	Milwaukee	W	21	28.5	66	51.3	11	12.5	7	12.2	21	18.1	18	30.7	44	45.6	11	11.5	3	13.2	12	16.3
1/24	at New York	L	12	28.2	52	51.3	8	12.4	17	12.3	16	18.0	27	30.6	38	45.5	19	11.7	7	13.1	19	16.3
1/26	at Houston	W	35	28.3	44	51.1	21	12.6	17	12.4	40	18.5	40	30.8	60	45.8	22	11.9	15	13.1	6	16.1
1/27	at Oklahoma City	L	25	28.2	56	51.2	6	12.5	10	12.4	18	18.5	27	30.7	50	45.8	14	11.9	8	13.0	11	16.0
1/29	LA Clippers	W	63	28.9	40	51.0	4	12.3	19	12.5	24	18.6	64	31.4	58	46.1	17	12.0	17	13.1	14	16.0
1/31	Miami	L	27	28.9	50	5																



ALL		(AS OF APR 17, 2023, 12:54 PM EDT)																				2022 : REGULAR SEASON			
		OVERALL REC	CAVALIERS										OPPONENTS												
DATE	OPPONENT		W/L	1ST	2ND	1ST HALF	3RD	4TH	2ND HALF	1ST OT	2ND OT	BIGGEST LEAD	TOTAL	1ST	2ND	1ST HALF	3RD	4TH	2ND HALF	1ST OT	2ND OT	BIGGEST LEAD	TOTAL	POINT DIFF.	
10/19	at Toronto	0-1	L	22	35	57	27	21	48	--	--	8	105	28	23	51	25	32	57	--	--	11	108	-3	
10/22	at Chicago	1-1	W	34	36	70	23	35	58	--	--	32	128	25	29	54	25	17	42	--	--	8	96	32	
10/23	Washington	2-1	W	30	27	57	26	20	46	14	--	15	117	31	20	51	25	27	52	4	--	10	107	10	
10/26	Orlando	3-1	W	30	24	54	19	30	49	--	--	12	103	24	26	50	19	23	42	--	--	4	92	11	
10/28	at Boston	4-1	W	33	29	62	33	19	52	18	--	13	132	34	41	75	24	15	39	9	--	15	123	9	
10/30	New York	5-1	W	35	27	62	22	37	59	--	--	15	121	30	29	59	34	15	49	--	--	9	108	13	
11/2	Boston	6-1	W	35	15	50	33	24	57	7	--	11	114	27	29	56	20	31	51	6	--	12	113	1	
11/4	at Detroit	7-1	W	24	33	57	33	22	55	--	--	30	112	21	18	39	29	20	49	--	--	5	88	24	
11/6	at LA Lakers	8-1	W	30	28	58	29	27	56	--	--	17	114	36	28	64	16	20	36	--	--	12	100	14	
11/7	at LA Clippers	8-2	L	37	27	64	23	30	53	--	--	13	117	31	33	64	24	31	55	--	--	4	119	-2	
11/9	at Sacramento	8-3	L	29	29	58	35	27	62	--	--	6	120	34	35	69	28	30	58	--	--	15	127	-7	
11/11	at Golden State	8-4	L	25	27	52	25	24	49	--	--	11	101	25	23	48	26	32	58	--	--	5	106	-5	
11/13	Minnesota	8-5	L	20	30	50	34	40	74	--	--	3	124	40	27	67	37	25	62	--	--	24	129	-5	
11/16	at Milwaukee	8-6	L	37	23	60	18	20	38	--	--	10	98	34	27	61	34	18	52	--	--	20	113	-15	
11/18	Charlotte	9-6	W	28	30	58	24	23	47	15	12	16	132	14	32	46	24	35	59	15	2	3	122	10	
11/20	Miami	10-6	W	28	31	59	36	18	54	--	--	32	113	27	15	42	22	23	45	--	--	9	87	26	
11/21	Atlanta	11-6	W	38	26	64	21	29	50	--	--	15	114	26	33	59	23	20	43	--	--	5	102	12	
11/23	Portland	12-6	W	28	29	57	30	27	57	--	--	20	114	21	27	48	27	21	48	--	--	5	96	18	
11/25	at Milwaukee	12-7	L	30	33	63	10	29	39	--	--	16	102	25	27	52	35	30	65	--	--	22	117	-15	
11/27	at Detroit	13-7	W	20	31	51	22	29	51	--	--	9	102	26	30	56	22	16	38	--	--	12	94	8	
11/28	at Toronto	13-8	L	24	19	43	24	21	45	--	--	3	88	26	26	52	28	20	48	--	--	20	100	-12	
11/30	Philadelphia	14-8	W	25	44	69	21	23	44	--	--	33	113	21	27	48	18	19	37	--	--	7	85	28	
12/2	Orlando	15-8	W	27	27	54	28	25	53	--	--	20	107	25	22	47	17	32	49	--	--	5	96	11	
12/4	at New York	15-9	L	16	27	43	20	18	38	--	--	0	81	23	23	46	25	21	46	--	--	18	92	-11	
12/6	LA Lakers	16-9	W	27	30	57	28	31	59	--	--	15	116	26	23	49	34	19	53	--	--	3	102	14	
12/9	Sacramento	16-10	L	20	29	49	31	15	46	--	--	8	95	31	18	49	30	27	57	--	--	15	106	-11	
12/10	Oklahoma City	17-10	W	28	31	59	23	28	51	--	--	17	110	22	24	46	26	30	56	--	--	0	102	8	
12/12	at San Antonio	17-11	L	27	22	49	29	33	62	--	--	3	111	29	36	65	27	20	47	--	--	19	112	-1	
12/14	at Dallas	18-11	W	26	34	60	23	22	45	--	--	23	105	19	22	41	27	22	49	--	--	0	90	15	
12/16	Indiana	19-11	W	29	25	54	29	35	64	--	--	6	118	31	30	61	33	18	51	--	--	13	112	6	
12/17	Dallas	20-11	W	27	20	47	20	29	49	4	--	6	100	29	20	49	26	21	47	3	--	10	99	1	
12/19	Utah	21-11	W	29	33	62	28	32	60	--	--	25	122	21	23	44	27	28	55	--	--	1	99	23	
12/21	Milwaukee	22-11	W	35	25	60	33	21	54	--	--	24	114	20	22	42	35	29	64	--	--	4	106	8	
12/23	Toronto	22-12	L	31	22	53	25	29	54	--	--	2	107	39	30	69	29	20	49	--	--	26	118	-11	
12/26	Brooklyn	22-13	L	22	27	49	30	38	68	--	--	3	117	34	31	65	26	34	60	--	--	19	125	-8	
12/29	at Indiana	22-14	L	34	34	68	28	30	58	--	--	7	126	29	35	64	35	36	71	--	--	9	135	-9	
12/31	at Chicago	23-14	W	28	32	60	24	19	43	--	--	14	103	30	25	55	22	25	47	--	--	4	102	1	
1/2	Chicago	24-14	W	27	20	47	44	39	83	15	--	11	145	34	31	65	31	34	65	4	--	21	134	11	
1/4	Phoenix	25-14	W	15	18	33	26	31	57	--	--	3	90	14	29	43	21	24	45	--	--	11	88	2	
1/6	at Denver	25-15	L	28	30	58	24	26	50	--	--	5	108	26	36	62	32	27	59	--	--	17	121	-13	
1/8	at Phoenix	26-15	W	35	22	57	23	32	55	--	--	22	112	26	28	54	25	19	44	--	--	7	98	14	
1/10	at Utah	26-16	L	24	31	55	29	30	59	--	--	7	114	31	24	55	33	28	61	--	--	13	116	-2	
1/12	at Portland	27-16	W	27	24	51	36	32	68	--	--	8	119	32	26	58	33	22	55	--	--	14	113	6	
1/14	at Minnesota	27-17	L	25	29	54	26	22	48	--	--	14	102	27	22	49	28	33	61	--	--	13	110	-8	
1/16	New Orleans	28-17	W	24	23	47	31	35	66	--	--	12	113	25	25	50	31	22	53	--	--	13	103	10	
1/18	at Memphis	28-18	L	30	31	61	30	23	53	--	--	10	114	31	37	68	21	26	47	--	--	19	115	-1	
1/20	Golden State	28-19	L	28	31	59	27	28	55	--	--	5	114	33	31	64	34	22	56	--	--	20	120	-6	
1/21	Milwaukee	29-19	W	23	27	50	36	28	64	--	--	12	114	26	21	47	34	21	55	--	--	7	102	12	
1/24	at New York	29-20	L	27	24	51	24	28	52	--	--	8	103	34	19	53	27	25	52	--	--	13	105	-2	
1/26	at Houston	30-20	W	37	37	74	23	16	39	--	--	32	113	25	23	48	26	21	47	--	--	2	95	18	
1/27	at Oklahoma City	30-21	L	25	29	54	24	22	46	--	--	10	100	27	20	47	31	34	65	--	--	15	112	-12	
1/29	LA Clippers	31-21	W	31	33	64	25	33	58	--	--	40	122	15	19	34	23	42	65	--	--	0	99	23	
1/31	Miami	31-22	L	26	26	52	27	18	45	--	--	11	97	24	31	55	24	21	45	--	--	9	100	-3	
2/2	Memphis	32-22	W	30	37	67	32	29	61	--	--	22	128	26	28	54	33	26	59	--	--	2	113	15	
2/5	at Indiana	33-22	W	27	35	62	36	24	60	--	--	26	122	25	21	46	38	19	57	--	--	6	103	19	
2/6	at Washington	34-22	W	37	29	66	30																		