

VIRGINIA



BASKETBALL

RECORD BOOK





TABLE OF CONTENTS

- 1Table of Contents
- 22022-23 Schedule
- 3 2022-23 Numerical/Alphabetical Rosters
- 4-5 Head Coach Tony Bennett
- 6-7 John Paul Jones Arena
- 8-9 2019 NCAA Champions
- 10-11 2021-22 Season Highlights
- 122021-22 Results
- 132021-22 Statistics
- 14 2021-22 Points-Rebounds-Assists
- 15-232021-22 Box Scores
- 24 2021-22 Starters/Honors
- 25 2021-22 Virginia/Opponent Highs & Lows
- 26-27 Year-by-Year Coaching Records
- 28 Scoring Records
- 29-30 Top 20 Scorers
- 31-33 Career Double-Doubles
- 34 Rebounding Records
- 35 Field Goal/3-Point Records
- 36 Free Throws/Games/Minutes Records
- 37 Assists/Steals/Blocks/Turnovers Records
- 38 Team Single-Game Records
- 39 Team Season Records
- 40 Opponent Records
- 41 Year-by-Year Team Stats
- 42-43 Annual Statistical Leaders
- 44-48 Individual Career Statistics
- 49 Virginia in the National Polls
- 50 Postseason Results
- 51 ACC Honors
- 52-54 ACC History
- 55-59 All-Americans & Retired Numbers/Jerseys
- 60 National & Regional Honors
- 61-64 Cavaliers in the NBA
- 65-66 All-Time Letterwinners
- 67-68 All-Time Jersey Numbers
- 69-70 All-Time Series Records
- 71-81 All-Time Game-by-Game vs. Opponents
- 82-92 Year-by-Year Results

2022-23 UVA MEN'S BASKETBALL



SCHEDULE



2022-23 VIRGINIA MEN'S BASKETBALL

Date	Opponent	Location (Venue)	Time (ET)	TV
Nov. 7 (Mon)	NCCU	Charlottesville, Va. (John Paul Jones Arena)	9 p.m.	RSN
Nov. 11 (Fri)	Monmouth	Charlottesville, Va. (John Paul Jones Arena)	9 p.m.	RSN
Nov. 14 (Mon)	Northern Iowa	Charlottesville, Va. (John Paul Jones Arena)	8 p.m.	ACCN
Nov. 18 (Fri)	vs. Baylor #	Las Vegas, Nev. (T-Mobile Arena)	7 p.m.	ESPN2
Nov. 20 (Sun)	vs. Illinois/UCLA #	Las Vegas, Nev. (T-Mobile Arena)	3/5:30 p.m.	ESPN
Nov. 25 (Fri)	Maryland Eastern Shore	Charlottesville, Va. (John Paul Jones Arena)	6 p.m.	ACCN
Nov. 29 (Tue)	at Michigan %	Ann Arbor, Mich. (Crisler Arena)	9:30 p.m.	ESPN
Dec. 3 (Sat)	Florida State *	Charlottesville, Va. (John Paul Jones Arena)	2 p.m.	ESPN2
Dec. 6 (Tue)	JMU	Charlottesville, Va. (John Paul Jones Arena)	8 p.m.	ACCN
Dec. 17 (Sat)	Houston	Charlottesville, Va. (John Paul Jones Arena)	2 p.m.	ESPN2
Dec. 20 (Tue)	at Miami *	Coral Gables, Fla. (Watsco Center)	8:30 p.m.	ACCN
Dec. 28 (Wed)	UAlbany	Charlottesville, Va. (John Paul Jones Arena)	6 p.m.	ACCN
Dec. 31 (Sat)	at Georgia Tech *	Atlanta, Ga. (McCamish Pavilion)		ACCN
Jan. 3 (Tue)	at Pittsburgh *	Pittsburgh, Pa. (Petersen Events Center)	9 p.m.	ACCN
Jan. 7 (Sat)	Syracuse *	Charlottesville, Va. (John Paul Jones Arena)	5 p.m.	ACCN
Jan. 10 (Tue)	North Carolina *	Charlottesville, Va. (John Paul Jones Arena)	9 p.m.	ESPN/2
Jan. 14 (Sat)	at Florida State *	Tallahassee, Fla. (Donald L. Tucker Center)	4 p.m.	ESPN/2
Jan. 18 (Wed)	Virginia Tech *	Charlottesville, Va. (John Paul Jones Arena)	7 p.m.	ESPN/2/U
Jan. 21 (Sat)	at Wake Forest *	Winston-Salem, N.C. (Lawrence Joel Coliseum)	2 p.m.	ESPN2/U
Jan. 28 (Sat)	Boston College *	Charlottesville, Va. (John Paul Jones Arena)	Noon	RSN
Jan. 30 (Mon)	at Syracuse *	JMA Wireless Dome (Syracuse, N.Y.)	7 p.m.	ESPN
Feb. 4 (Sat)	at Virginia Tech *	Blacksburg, Va. (Cassell Coliseum)	Noon	ESPN/2/U
Feb. 7 (Tue)	NC State *	Charlottesville, Va. (John Paul Jones Arena)	9 p.m.	ACCN
Feb. 11 (Sat)	Duke *	Charlottesville, Va. (John Paul Jones Arena)	4 p.m.	ESPN/2
Feb. 15 (Wed)	at Louisville *	Louisville, Ky. (KFC Yum! Center)	7 p.m.	ESPN/2/U
Feb. 18 (Sat)	Notre Dame *	Charlottesville, Va. (John Paul Jones Arena)	Noon	ESPN/2/U
Feb. 22 (Wed)	at Boston College *	Chestnut Hill, Mass. (Conte Forum)	7 p.m.	RSN
Feb. 25 (Sat)	at North Carolina *	Chapel Hill, N.C. (Dean E. Smith Center)	6/8 p.m.	ESPN
Feb. 28 (Tue)	Clemson *	Charlottesville, Va. (John Paul Jones Arena)	7 p.m.	ACCN
Mar. 4 (Sat)	Louisville *	Charlottesville, Va. (John Paul Jones Arena)	Noon/2/4p	ESPN/2
Mar. 7-11	ACC Tournament	Greensboro, N.C. (Greensboro Coliseum)		

Home games in Bold

All times Eastern

- Continental Tire Main Event, Las Vegas, Nev.

% - ACC/B1G Challenge

* - ACC Game



NUMERICAL

No.	Name	Yr.	Pos.	Ht.	Wt.	Hometown/High School/Club/Previous College
0	Kihei Clark ****	Gr.	G	5-10	167	Woodland Hills, Calif./Taft Charter
1	Jayden Gardner *	Sr.&	F	6-6	233	Wake Forest, N.C./Heritage/East Carolina
2	Reece Beekman **	Jr.	G	6-3	190	Milwaukee, Wis./Scotlandville Magnet (La.)
4	Armaan Franklin *	Sr.	G	6-4	200	Indianapolis, Ind./Cathedral/Indiana
5	Ben Vander Plas	Gr.	F	6-8	236	Ripon, Wis./Ripon/Ohio University
10	Taine Murray *	So.	G	6-5	205	Auckland, N.Z./Rosmini College
11	Isaac McKneely	Fr.	G	6-4	179	Poca, W.Va./Poca
12	Chase Coleman ***	Sr.	G	5-10	165	Norfolk, Va./Maury
13	Ryan Dunn	Fr.	G	6-8	208	Freeport, N.Y./Perkiomen School
21	Kadin Shedrick **	R-Jr.	F	6-11	231	Holly Springs, N.C./Holly Springs
22	Francisco Caffaro ***	R-Sr.	C	7-1	254	Santa Fe, Argentina/NBA Global Academy
23	Isaac Traudt	Fr.	F	6-10	229	Grand Island, Neb./Grand Island
24	Tristian How	Jr.	F	6-7	202	Virginia Beach, Va./Norfolk Collegiate
35	Leon Bond III	Fr.	G/F	6-5	200	Wauwatosa, Wis./Wauwatosa East

ALPHABETICAL

No.	Name	Yr.	Pos.	Ht.	Wt.	Hometown/High School/Club/Previous College
2	Reece Beekman **	Jr.	G	6-3	190	Milwaukee, Wis./Scotlandville Magnet (La.)
35	Leon Bond III	Fr.	G/F	6-5	200	Wauwatosa, Wis./Wauwatosa East
22	Francisco Caffaro ***	R-Sr.	C	7-1	254	Santa Fe, Argentina/NBA Global Academy
0	Kihei Clark ****	Gr.	G	5-10	167	Woodland Hills, Calif./Taft Charter
12	Chase Coleman ***	Sr.	G	5-10	165	Norfolk, Va./Maury
13	Ryan Dunn	Fr.	G	6-8	208	Freeport, N.Y./Perkiomen School
4	Armaan Franklin *	Sr.	G	6-4	200	Indianapolis, Ind./Cathedral/Indiana
1	Jayden Gardner *	Sr.&	F	6-6	233	Wake Forest, N.C./Heritage/East Carolina
24	Tristian How	Jr.	F	6-7	202	Virginia Beach, Va./Norfolk Collegiate
11	Isaac McKneely	Fr.	G	6-4	179	Poca, W.Va./Poca
10	Taine Murray *	So.	G	6-5	205	Auckland, N.Z./Rosmini College
21	Kadin Shedrick **	R-Jr.	F	6-11	231	Holly Springs, N.C./Holly Springs
23	Isaac Traudt	Fr.	F	6-10	229	Grand Island, Neb./Grand Island
5	Ben Vander Plas	Gr.	F	6-8	236	Ripon, Wis./Ripon/Ohio University

& Fifth-year senior

* - Letters earned

Head Coach: Tony Bennett (Green Bay '92/14th season)

Associate Head Coach: Jason Williford (Virginia '95/14th season)

Assistant Coach: Orlando Vandross (American International College '92/8th season)

Assistant Coach: Kyle Getter (Hanover College '01/5th season)

Director of Scouting: Brad Soderberg (UW-Stevens Point '85/8th season)

Director of Player Development: Larry Mangino (Montclair State '83/7th season)

Director of Player Personnel: Johnny Carpenter (Virginia '13/8th season)

Associate AD for Basketball Administration/Operations: Ronnie Wideman (Washington State '06/14th season)

Strength and Conditioning Coach: Mike Curtis (Virginia '98/14th season)

Associate AD/Head Athletic Trainer: Ethan Saliba (Kansas '79/40th season)

Program and Operations Assistant: Stelios Tzoutzis (Liberty '13/3rd season)

Academic Coordinator: Jazlyn Eddings (Louisville '18/2nd season)

Assistant AD for Public Relations: Erich Bacher (UW-Stevens Point '92/11th season)

PRONUNCIATION GUIDE

Kihei Clark	Key-HEY
Francisco Caffaro	Cuh-FAR-oh
Armaan Franklin.....	Ar-MAHN
Isaac Traudt	Trout

HEAD COACH TONY BENNETT



2022-23 VIRGINIA MEN'S BASKETBALL



Three-time National Coach of the Year Tony Bennett enters his 14th year as the Dean and Markel Families Men's Head Basketball Coach at the University of Virginia in 2022-23. Bennett came to Charlottesville in 2009 after spending the previous three seasons as the head coach at Washington State, where he was the 2007 National Coach of the Year.

Virginia has amassed a 316-117 (.730) record in 13 seasons under Bennett's direction. In 2021-22, Bennett guided the Cavaliers to a 21-14 record and berth in the NIT quarterfinals. The Cavaliers finished 18-7 in 2020-21, earning its 10th Atlantic Coast Conference regular-season title with a 13-4 record. Bennett became just the third coach in ACC men's basketball history to lead his program to 10-straight winning conference seasons, joining Dean Smith and Mike Krzyzewski. UVA advanced to the ACC Tournament semifinals and earned its seventh consecutive NCAA Tournament appearance as the No. 4 seed in the West Region.

In 2019-20, Bennett guided the Cavaliers to a 23-7 overall record and 15-5 mark in the ACC. UVA earned the No. 2 seed for the ACC Tournament, but the league's premier event and the NCAA Tournament were canceled due to the coronavirus. Bennett was named U.S. Basketball Writers Association District 3 Coach of the Year as Virginia led the nation in scoring defense (52.4 points per game) for the sixth time.

The Cavaliers won their first NCAA national championship in 2019 after posting a school-record 35 wins and earning a share of their ninth ACC regular-season title. Bennett earned ACC Coach of the Year honors for the fourth time as UVA earned its fourth No. 1 seed for the NCAA Tournament in its school-record sixth straight NCAA Tournament appearance. Bennett recorded his 300th career win vs. Marshall as the Cavaliers amassed their most points (100) during his tenure.

In 2017-18, Bennett guided UVA to a 31-3 record and its first No. 1 ranking in the AP poll since 1982. The Cavaliers captured their eighth ACC regular-season title and third ACC Tournament championship, along with an ACC-record 17 league wins and ACC-record 9-0 mark on the road. Bennett became the sixth coach in ACC history to win at least three outright ACC regular-season titles (Frank McGuire, Vic Bubas, Dean Smith, Mike Krzyzewski and Roy Williams). He has led UVA to outright ACC regular-season and tournament championships in the same season two times (2014 and 2018). Bennett was named the U.S. Basketball Writers Association Henry Iba National Coach of the Year, earning the award for the third time to rank second all-time behind legendary John Wooden, who captured the award six times.

Bennett was honored as the ACC Coach of the Year by both the media and his peers in 2014 and 2015 as the Cavaliers became the first ACC school to win 16 conference games in consecutive years. In 2014-15, Bennett was honored as the USBWA National Coach of the Year. Bennett became the 15th coach in NCAA Division I history to reach the 200 career-win mark in fewer than nine seasons on Feb. 22, 2015, as the Cavaliers downed Florida State, 51-41.

In addition to their school-record 35-3 national championship season in 2018-19, the Cavaliers were 31-3 overall in 2017-18 to earn the No. 1 overall seed in the NCAA Tournament. In 2016-17, UVA went 23-11 and advanced to the second round of the

NCAA Tournament for the fourth consecutive season. In 2015-16, the Cavaliers posted a 29-8 record and advanced to their first NCAA Elite Eight since 1995. Virginia posted its third 30-win season, won the ACC regular-season title and advanced to the NCAA round of 32 in 2014-15. The Cavaliers recorded their first 30-win season under Bennett, claimed the ACC regular-season and tournament titles and advanced to the NCAA Sweet 16 in 2013-14.

In 2012-13, the Cavaliers advanced to the NIT quarterfinals. In 2011-12, Bennett led Virginia to a 22-10 record and its first NCAA Tournament berth in five seasons. The 2012 USBWA District 3 Coach of the Year, Bennett guided the Cavaliers to their first winning season in the ACC (9-7) since 2006-07 and their most regular-season wins (22) since 1982-83.

Bennett's second Virginia team in 2010-11 compiled a 16-15 record (7-9 in ACC regular-season games). It was UVA's first winning season since 2007-08 as Virginia finished tied for seventh in the ACC regular-season standings after being picked to finish 11th in the preseason by the media. Bennett won his 100th game as a head coach during the 2010-11 season when the Cavaliers defeated Maryland 74-60 in College Park, Md. Bennett's first Virginia team finished the 2009-10 season with an overall record of 15-16, an improvement of five wins over the previous season (10-18 in 2008-09). The 15 wins included three victories over nationally-ranked opponents.

A hallmark of Bennett's teams has been defense, as his squads have ranked in the top five nationally in scoring defense in 11 of his 16 seasons as a head coach. UVA has led the nation in scoring defense six times under Bennett (2014, 2015, 2017, 2018, 2019, 2020).

Nine Virginia players - Mike Scott (Atlanta, 2012), Joe Harris (Cleveland, 2014), Justin Anderson (Dallas, 2015), Malcolm Brogdon (Milwaukee, 2016), Devon Hall (Oklahoma City, 2018), De'Andre Hunter (Los Angeles Lakers, 2019), Ty Jerome (Philadelphia, 2019), Kyle Guy (New York, 2019) and Trey Murphy III (Memphis, 2021) - have been selected in the NBA Draft during Bennett's 12-year tenure. Anderson became the first Virginia player selected in the first round (21st overall) since Cory Alexander in 1995, while Hunter was UVA's highest draft pick (4th overall) since Ralph Sampson was selected first overall in 1983.

Bennett was introduced as the head coach of the Virginia men's basketball program on April 1, 2009. Bennett led Washington State to a 69-33 record, including a 32-22 mark in the Pac-10. Washington State's 69 wins over those three seasons is the most over any three-year period in school history. He led the Cougars to the 2007 and 2008 NCAA Tournaments, the only time WSU has made consecutive NCAA Tournament appearances.

In his first season as a head coach in 2006-07, Bennett took a Washington State squad projected to finish last in the Pac-10 prior to the season and led it to 26 wins (26-8 record), matching the school record, and a second-place finish in the conference with a 13-5 mark. That year, the Cougars made their first NCAA Tournament appearance in 13 years, defeating Oral Roberts in the first round before suffering a double-overtime loss to Vanderbilt in the second round.

For his work in 2006-07, Bennett became the most decorated Pac-10 coach in a single season. He was named National Coach of the Year by nine organizations, including the Associated Press, The Sporting News and the U.S. Basketball Writers Association. In addition, Bennett was the Pac-10 Coach of the Year, the United States Basketball Writers Association District 9 Coach of the Year and the National Association of Basketball Coaches District 14 Coach of the Year.

In 2007-08, Bennett's Cougars were ranked in the AP preseason poll (10th) for the first time in school history and were ranked a school-record No. 4 during the season. The Cougars finished with a 26-9 record, once again tying the school record for wins, and had an 11-7 mark in the Pac-10. Washington State advanced to the NCAA Tournament's Sweet 16 for the first time in school history, defeating Winthrop and Notre Dame in the first two rounds of the tournament. The Cougars fell to top-seeded North Carolina in the NCAA regional semifinal in Charlotte, N.C.

In 2008-09, Bennett led the Cougars to their third consecutive postseason appearance. Washington State posted a 17-16 record and participated in the National Invitation Tournament. The Cougars defeated NCAA Tournament teams Arizona, Arizona State (twice), Mississippi State, and UCLA during the season. The road victory at UCLA was just the second for the Cougars at Pauley Pavilion in 53 years.

Bennett's teams have not only been successful on the court, but also in the classroom and community. UVA's Anthony Gill (2016), Brogdon (2015) and Harris (2014) were named to the NABC Allstate Good Works Team. Jerome Meyinsse received the ACC's Skip Prosser Award in 2010 as the conference's top men's basketball student-athlete, and Meyinsse and Will Sherrill were named to the 2010 ACC All-Academic Men's Basketball Team. Sherrill was named to the ACC All-Academic Basketball Team for the second consecutive year in 2011 and Will Regan was also named to the team. Four Washington State players were named to the 2009 Pac-10 All-Academic First Team, while a school-record five players were honored as Pac-10 All-Academic selections the previous year. The conference's Scholar Athlete of the Year for men's basketball in 2008 and 2009 were members of the Washington State program.

Before taking over as the head coach at Washington State, Bennett was on the staff of his father, Dick, for three seasons in Pullman, the last two as associate head coach. The previous four years Bennett was at Wisconsin, serving on the staffs of his father, Brad Soderberg and Bo Ryan. While Bennett was at Wisconsin, the Badgers participated in the NCAA Tournament all four years, reaching the 2000 Final Four and the Sweet 16 in 2003. Wisconsin also earned a share of the Big Ten title in 2002 and 2003. Bennett helped recruit Devin Harris, the fifth overall pick in the 2004 NBA Draft, to Wisconsin.



HEAD COACH TONY BENNETT

2022-23 VIRGINIA MEN'S BASKETBALL



Bennett served as an assistant coach for the gold-medal winning USA, which included Virginia's Mike Tobey, at the 2013 FIBA U19 World Championships in Prague, Czech Republic. In the summer of 2011, Bennett was a court coach for the USA Basketball Men's World University Games National Team training camp at the U.S. Olympic Training Center in Colorado Springs, Colo.

Bennett played for his father at Green Bay from 1989-92. He graduated from Green Bay in 1992 and finished his career as the Mid-Continent Conference's all-time leader in career points (2,285) and assists (601). His 49.7 career 3-point field goal percentage is still an NCAA record. Bennett helped the Phoenix to an 87-34 record during his collegiate career, including one NCAA Tournament and two NIT appearances. He was twice named

MCC Player of the Year, was the 1992 Frances Pomeroy Naismith Award winner (best senior player under six-foot tall) and was the 1992 GTE Academic All-American of the Year. Bennett was the 35th overall selection in the 1992 NBA Draft by the Charlotte Hornets and played with the team for three seasons.

In August of 2011 Bennett was named one of the Summit League's (formerly the Mid-Continent Conference) Top 30 Distinguished Contributors for the league's first 30 years at the Division I level. In January of 2016, Bennett was part of the Summit League's inaugural Hall of Fame class.

Bennett and his wife, Laurel, have two children – a daughter, Anna, and a son, Eli.

THE BENNETT FILE:

FAMILY

Wife: Laurel; Children - Anna and Eli

EDUCATION

College: 1992 · Green Bay, bachelor's degree in humanities
High School: 1988 · Preble High School (Green Bay, Wis.)

COACHING BACKGROUND

1996-97: Player-Coach, North Harbour Kings (Auckland, N.Z)
1997-99: Head Coach, North Harbour Kings
1999-00: Staff Volunteer, Wisconsin
2000-03: Assistant Coach, Wisconsin
2003-04: Assistant Coach, Washington State
2004-06: Associate Head Coach, Washington State
2006-09: Head Coach, Washington State
2009-pres: Head Coach, Virginia

NATIONAL COACH OF THE YEAR

2006-07: Naismith, AP, The Sporting News, USBWA
Basketball Times, CBS/Chevrolet,
Collegehoops.net, Collegeinsider.com, Rivals.com
2014-15: USBWA
2017-18: Naismith, AP, USBWA, NABC, USA Today

REGIONAL COACH OF THE YEAR

2006-07: USBWA District 9, NABC District 14
2011-12: NABC District 3
2013-14: USBWA District 3, NABC District 2
2014-15: USBWA District 3, NABC District 2
2015-16: USBWA District 3
2017-18: USBWA District 3, NABC District 2
2018-19: NABC District 2

CONFERENCE COACH OF THE YEAR

2006-07: Pacific-10
2013-14: Atlantic Coast Conference
2014-15: Atlantic Coast Conference
2017-18: Atlantic Coast Conference
2018-19: Atlantic Coast Conference

BENNETT'S COACHING RECORD

Year	School	Position	Record (Conference)	Postseason
1999-00	Wisconsin	Staff Volunteer	22-14 (8-8)	NCAA Final Four
2000-01	Wisconsin	Assistant Coach	18-11 (9-7)	NCAA 1st Round
2001-02	Wisconsin	Assistant Coach	19-13 (11-5)	NCAA 2nd Round
2002-03	Wisconsin	Assistant Coach	24-8 (12-4)	NCAA Sweet 16
2003-04	Washington State	Assistant Coach	13-16 (7-11)	
2004-05	Washington State	Associate Head Coach	12-16 (7-11)	
2005-06	Washington State	Associate Head Coach	11-17 (4-14)	
2006-07	Washington State	Head Coach	26-8 (13-5)	NCAA 2nd Round
2007-08	Washington State	Head Coach	26-9 (11-7)	NCAA Sweet 16
2008-09	Washington State	Head Coach	17-16 (8-10)	NIT 1st Round
2009-10	Virginia	Head Coach	15-16 (5-11)	
2010-11	Virginia	Head Coach	16-15 (7-9)	
2011-12	Virginia	Head Coach	22-10 (9-7)	NCAA 2nd Round
2012-13	Virginia	Head Coach	23-12 (11-7)	NIT Quarterfinals
2013-14	Virginia	Head Coach	30-7 (16-2)	NCAA Sweet 16
2014-15	Virginia	Head Coach	30-4 (16-2)	NCAA 3rd Round
2015-16	Virginia	Head Coach	29-8 (13-5)	NCAA Elite Eight
2016-17	Virginia	Head Coach	23-11 (11-7)	NCAA 2nd Round
2017-18	Virginia	Head Coach	31-3 (17-1)	NCAA 1st Round
2018-19	Virginia	Head Coach	35-3 (16-2)	NCAA Champions
2019-20	Virginia	Head Coach	23-7 (15-5)	Canceled
2020-21	Virginia	Head Coach	18-7 (13-4)	NCAA 1st Round
2021-22	Virginia	Head Coach	21-14 (12-8)	NIT Quarterfinals

Head Coaching Totals (15 years)
at Washington State (3 years)
at Virginia (12 years)

385-150 (193-92)
69-33 (32-22)
316-117 (161-72)

10 NCAA, 3 NIT
2 NCAA, 1 NIT
8 NCAA, 2 NIT

2022-23 NCAA DIVISION I HEAD COACHES WHO PLAYED IN THE NBA

Steve Alford	Nevada
Tony Bennett	Virginia
Speedy Claxton	Hofstra
Hubert Davis	North Carolina
Johnny Dawkins	Central Florida
Juan Dixon	Coppin State
Bryce Drew	Grand Canyon
Kim English	George Mason
Patrick Ewing	Georgetown
Mo Williams	Jackson State
Penny Hardaway	Memphis
Steve Henson	UTSA
Fred Hoiberg	Nebraska
Juwan Howard	Michigan
Bobby Hurley	Arizona State
Jim Les	UC Davis
Mark Madsen	Utah Valley
Aaron McKie	Temple
Kenny Payne	Louisville
John Pelphrey	Tennessee Tech
Mark Pope	BYU
Lorenzo Romar	Pepperdine
Jerry Stackhouse	Vanderbilt
Damon Stoudemire	Pacific
Reggie Theus	Bethune-Cookman
Darrell Walker	Arkansas-Little Rock
Mike Woodson	Indiana



TOP 20 CROWDS AT JOHN PAUL JONES ARENA

15,219	Nov. 12, 2006 vs. #10 Arizona, W, 93-90
15,169	Feb. 1, 2007 vs. #8 Duke, W, 68-66 (OT)
14,931	March 1, 2007 vs. #21 Virginia Tech, W, 69-56
14,856	Feb. 3, 2007 vs. Miami, W, 81-70
14,765	Jan. 16, 2007 vs. Maryland, W, 103-91
14,629	March 9, 2019 vs. (RV) Louisville, W, 73-68
14,629	Feb. 9, 2019 vs. #2 Duke, L, 81-71
14,629	Feb. 23, 2022 vs. #7 Duke, L, 65-61
14,629	Feb. 26, 2002, vs. Florida State, L, 64-63
14,623	Jan. 15, 2019 vs. #9 Virginia Tech, W, 81-59
14,623	Jan. 5, 2019 vs. #9 Florida State, W, 65-52
14,623	Dec. 31, 2018 vs. Marshall, W, 100-64
14,623	Dec. 22, 2018 vs. William & Mary, W, 72-40
14,623	Feb. 10, 2018 vs. Virginia Tech, L, 61-60 (OT)
14,623	Feb. 20, 2017 vs. Miami, L, 54-48 (OT)
14,623	Feb. 15, 2017 vs. #12 Duke, L, 66-55
14,623	Feb. 6, 2017 vs. #4 Louisville, W, 71-55
14,623	Feb. 1, 2017 vs. Virginia Tech, W, 71-48
14,623	Dec. 31, 2016 vs. #20 Florida State, L, 60-58
14,623	Dec. 3, 2016 vs. #25 West Virginia, L, 66-57



Virginia Tops Texas Tech 85-77 in OT for First NCAA Title

By Jeff White (jwhite@virginia.edu)
VirginiaSports.com

MINNEAPOLIS – In the stands at U.S. Bank Stadium, as the final seconds ticked off the clock in overtime, Joe Harris reflected on another night, one that came much earlier in Tony Bennett's tenure as the University of Virginia's head men's basketball coach.

Long before the Cavaliers established themselves as national powers, they were in Durham, N.C., to play mighty Duke. During a shootaround at Cameron Indoor Stadium the night before a game in 2011, the players were on the court when they noticed Bennett was no longer with them.

Then they heard him calling to them. They looked up and saw Bennett high in the stands at Cameron, jumping up and down and pointing to Duke's NCAA championship banners.

"He said, 'This is what we're reaching for,'" said Harris, who's now with the Brooklyn Nets.

Harris smiled. "And we did it."

The moment toward which the Cavaliers had been building in their 10 seasons under Bennett arrived Monday night. Before a crowd of 72,062 and a national television audience, UVA defeated Texas Tech 85-77 in overtime to capture the first NCAA title in program history.

In his office at John Paul Jones Arena, Bennett has a poster from the film Rocky that shows the title character on the steps of the Philadelphia Museum of Art. Bennett would tell his players, he said late Monday night, that he just wanted a chance at a title fight one day.

"That's all we want," Bennett said, "and these guys came to fight in this title [bout], and now we are the champs."

The championship came about 13 months after the Wahos made a different kind of history in last year's NCAA tournament. Virginia became the first No. 1 seed ever to lose to a No. 16 seed, falling to UMBC in Charlotte, N.C.

"It's a great story," Bennett said at his postgame press conference late Monday night. "That's probably the best way I can end this. It's a great story."

Without the contributions of 6-9 redshirt junior Mamadi Diakite, who had nine points and seven rebounds, and 6-8 junior Braxton Key, who came off the bench to score six points and grab a game-high 10 rebounds, the Cavaliers (35-3) might not have won. But it's impossible to overstate the impact of UVA's Big Three: 6-5 junior Ty Jerome, 6-2 junior Kyle Guy and 6-7 redshirt sophomore De'Andre Hunter.

Jerome totaled 16 points, eight assists, six rebounds and only one turnover, and Guy scored 24 points and was named Most Outstanding Player of the Final Four.

That award could have gone to Hunter, who enrolled at UVA with Guy and Jerome in 2016. After a first half in which he missed 7 of 8 shots from the floor, Hunter turned in one of the most memorable performances in UVA history.



"He saved his best for last," Bennett said.

Hunter finished with a career-high 27 points and also had nine rebounds. Equally important, he helped limit Texas Tech's Jarrett Culver, who like Hunter is a projected first-round NBA draft pick, into a miserable outing. Culver scored 15 points but was only 5 of 22 from the floor.

"He's a great player," Culver said of Hunter. "Athletic. He played me well tonight."

Hunter said: "I dreamed of this as a kid, just having a great game on the biggest stage in college basketball."

He was 4 for 5 from beyond the 3-point arc, and two of those treys rank among the most pivotal in Final Four history.

On the first, Hunter took a pass from Jerome and buried a 3-pointer from the right corner to tie the game at 68-68 with 12.9 seconds left in the second regulation.

The second, again off a Jerome assist, put UVA ahead for good, 75-73, with 2:06 in overtime. That was part of the 11-0 run with which the Hoos seized command in the extra period.

"He's a quiet kid," associate head coach Jason Williford said of Hunter, a Philadelphia native. "He doesn't have that New York swag that Ty's got, but he's got a quiet confidence, and I think at times he's just got to assert himself, and he did it tonight. I couldn't be prouder of the kid. I told him that after the game. That's how you step up."

The final horn triggered a celebration for the ages Monday night, on the court, in the stands and back in Charlottesville. At U.S. Bank Stadium, confetti fell, as did tears, as UVA's players, coaches, administra-

tors and staffers embraced each other on the court.

Former players such as Harris, Malcolm Brogdon, Devon Hall and Justin Anderson beamed with pride and mingled with the current Cavaliers. In the stands stood many other UVA basketball alumni, including legends Barry Parkhill and Ralph Sampson, as well as several players Bennett coached at Washington State before coming to Charlottesville in 2009.

On the court, Bennett savored the title with his wife and their children, as well as his mother, Anne, and his father, Dick, the legendary former coach whom Tony succeeded at Washington State.

Dick Bennett, who guided Wisconsin to the Final Four in 2000 – his son was a volunteer manager on that team -- nervously followed the championship game as it unfolded Monday night.

"Words aren't very accurate when your emotions outrun them, and that's kind of where I am right now," the elder Bennett said.

Not far away were UVA's president, Jim Ryan, and athletic director, Carla Williams, as well as Williams' predecessor as AD, Craig Littlepage, who hired Tony Bennett back in 2009. Also in the joyous throng were such notable UVA alumni as Chris Long, Tiki Barber and Katie Couric.

"This is surreal," said Anderson, who now plays for the Atlanta Hawks.

After Bennett cut down the final strand of the net, the Cavaliers returned to the platform on which they'd received the NCAA championship trophy and turned their attention to the videoboard. They watched, transfixed, as the traditional finale to the NCAA tournament – CBS' One Shining Moment



2019 NCAA CHAMPIONS

video – played.

“I’ve watched every single One Shining Moment, every single one,” Jerome said. “And we watched it last year, and last year it [showed] Kyle and me walking off the court after the UMBC game, Kyle with his head down, and I put my hand on his head. So to this year, to watch it like that was unbelievable.”

Little came easily in this NCAA tournament for Virginia (35-3), the only No. 1 seed to reach the Final Four. In the Cavaliers’ first-round game, they trailed No. 16 seed Gardner-Webb by 14 points in the first half before rallying for a 71-56 win.

There was less suspense in the Hoos’ second-round win over Oklahoma, but they had to rally late to defeat Oregon in the Sweet Sixteen, and their next two games produced almost indescribable drama.

In the Elite Eight, Uva needed a miraculous sequence at the end of regulation to force overtime against Purdue. Then, in the first NCAA semifinal Saturday night, junior guard Kyle Guy scored six points in the final 7.4 seconds – the final three coming on free throws with six-tenths of a second left – to lift Virginia past Auburn and into its first NCAA championship game.

“I think we’ve taken every experience that we’ve been through together and tried to use it in a way that could propel us to a national championship,” Guy said.

Bennett said: “I never thought of myself being a national championship coach. I wasn’t even going to really get into coaching. I wasn’t crazy about it. I loved playing, and then I saw my dad’s team go to the Final Four. I was a volunteer manager, and I got into it. I love the young men. I love the game. But it’s not my end all, be all.

“I think there was a bigger plan going on here, and I didn’t need it, but I was used in it. I hope that it’s a message for some people out there that there can be hope and joy and resiliency. I’m thankful for what happened. That’s why I did what I did at the

end. When that horn went off, I just put my head down and said, ‘Thank you. I’m humbled, Lord, because I don’t deserve to be in this spot, but You chose me to be here, and I’ll give thanks.’”

The championship game matched two of the nation’s premier defensive teams. UVA held Texas Tech (31-7) without a field goal for nearly eight minutes to start the game. But the Red Raiders heated up from beyond the arc, and Virginia’s lead was only three at halftime.

Midway through the second half, the Cavaliers led 53-43, and a one-sided victory seemed possible. Texas Tech refused to cooperate. The Red Raiders rallied to tie the game at 59-59 with 3:28 to play and took their first lead of the second half on a Culver layup with 35.1 seconds left.

That put Texas Tech up 66-65, and after Jerome missed a runner, Norense Odiase hit two free throws to make it 68-65 with 22.5 seconds remaining. Once again, the Cavaliers were in peril. Once again, they fought back. Once again, they prevailed.

In overtime, the Hoos were 12 for 12 from the line.

“The game was everything we thought it would be,” Texas Tech head coach Chris Beard said. “I thought it would come down to one last possession, and it did in regulation, and then in overtime it just got away from us a little bit. Nothing but respect for [the Cavaliers’] program, their coaches, their players, their fans. I thought it was a great national championship game.”

It was a game the UVA basketball family will never forget.

The championship, said Williford, who played for the Cavaliers in the 1990s, is “for everybody, from Parkhill to Ralph to my crew [and the teams that came after]. And then you got all the guys we coached.

“It’s for all of those basketball alums. It’s for all the alumni. It’s for everybody. It’s a great day to be a Wahoo.”



Anderson said: “It’s a beautiful thing to watch and it’s a great thing to be a part of.”

Williford took over as associate head coach last spring after Ron Sanchez left UVA to become head coach at Charlotte. Sanchez flew to Minneapolis for the Final Four to support his former team and his mentor, Bennett. Sanchez also worked for Bennett at Washington State, as did Ronnie Wideman, Virginia’s associate AD for men’s basketball.

“Can you believe this?” Wideman asked Sanchez as they wrapped each other in a bear hug. Believe it.



2021-22 HIGHLIGHTS



2021-22 SEASON HIGHLIGHTS

- Virginia finished the 2021-22 season with a 21-14 record and finished sixth in the ACC at 12-8.
- The Cavaliers earned their 14th NIT berth and 10th consecutive postseason berth.
- UVA advanced to the NIT quarterfinals for the seventh time.
- UVA won 21 or more games for the 10th time under head coach Tony Bennett.
- UVA won 12 or more ACC games for the fourth straight year.
- UVA advanced to the ACC Tournament quarterfinals.
- UVA finished with .500 or better road record (7-6) for the sixth straight year.
- UVA captured the Roman Legends Classic in Newark, N.J., defeating Georgia (65-55) and Providence (58-40).
- UVA posted three quad one wins (Providence, @Duke & @Miami).
- UVA added four quad two wins (@Syracuse, @Clemson, Virginia Tech and Miami).

NIT IN REVIEW

- The Cavaliers posted a 2-1 mark in the NIT, defeating Mississippi State (60-57) and North Texas (71-69 OT) before falling in the quarterfinals to St. Bonaventure (52-51).
- UVA is 19-12 all-time in 14 NIT appearances, including a pair of championships in 1980 and 1992.
- UVA is 2-5 all-time in the NIT quarterfinals.
- The Cavaliers are 11-5 at home in the NIT.
- Virginia associate head coach Jason Williford was a member of the 1992 NIT champion Cavaliers.
- The Cavaliers are 17-9 in NCAA/NIT postseason play under Bennett, including a 4-2 mark in the NIT.
- Bennett is 4-3 all-time in the NIT, including a 68-57 loss at St. Mary's as head coach at Washington State in 2009.

THERE'S NO PLACE LIKE HOME

- Virginia is 216-53 (.803), including an 11-7 mark in 2021-22, in 16 seasons at John Paul Jones Arena.
- UVA was 10-1 at JPJ in 2020-21 and is 177-37 (.827), including a 143-22 (.867) mark the past 10 seasons, under Bennett.
- UVA is an ACC-leading 78-13 (.857) in league home games over the past 10 seasons. Duke is second at 77-14 (.846).
- UVA has won 10 or more home games for 13 straight years.

UVA IN THE NATIONAL STATISTICAL RANKINGS

- UVA ranked sixth nationally in scoring defense (60.1 ppg), eight in turnovers per game (9.7), 13th in personal fouls per game (13.7) and 20th in assist/turnover ratio (1.45).
- Reece Beekman ranked second nationally in assist/turnover ratio (3.62), 26th in steals (2.1 spg) and 30th in assists (5.2 apg).

GARDNER NAMED USBWA ALL-DISTRICT 3

- Jayden Gardner was named to the U.S. Basketball Writers Association All-District 3 team on March 16.
- UVA has had at least one player earned USBWA All-District 3 honors for 11 consecutive seasons.

GARDNER, BEEKMAN AND CLARK HONORED BY ACC

- Jayden Gardner was named to the All-ACC third team, while Reece Beekman was named to the ACC All-Defensive team.
- In addition, Beekman and Kihei Clark earned All-ACC honorable mention honors.

GARDNER & SHEDRICK EARN ACC ACADEMIC HONORS

- Jayden Gardner and Kadin Shedrick were named to the All-ACC Academic Team.
- Gardner is a youth and social innovation major, while Shedrick is majoring in commerce.
- Minimum academic requirements for selection to the All-ACC Academic Team are a 3.0 grade point average for the previous semester and a 3.0 cumulative average during one's academic career.
- Athletic achievements during the most recent season are also considered in selecting the All-ACC Academic Team.

HOOS AMONG ACC LEADERS

- Reece Beekman ranked first in the ACC in assists (5.2), steals (2.1 spg) and assist/turnover ratio (3.62), and fourth in minutes (35.1 mpg).
- Jayden Gardner ranked seventh in field goal percentage (50.1%) and free throw percentage (79.3%), 12th in scoring (15.3 ppg) and 17th in rebounding (6.4 rpg).
- Kihei Clark ranked second in minutes (36.1), fifth in assists (4.4 apg) and sixth in assist/turnover ratio (1.99).
- Kadin Shedrick ranked third in blocked shots (1.9 bpg).

HOOWERE THESE CAVALIERS?

- UVA was led by its backcourt of Kihei Clark (10 ppg & 4.4 apg) and Reece Beekman (8.2 ppg, 5.2 apg, 3.9 rpg & 2.1 spg), and the transfers Jayden Gardner (15.3 ppg & 6.4 rpg) and Armaan Franklin (11.1 ppg).
- Gardner (East Carolina) and Franklin (Indiana) filled the void left by standouts Sam Hauser (16 ppg), Jay Huff (13 ppg) and Trey Murphy III (11.3 ppg) in 2020-21.
- Francisco Caffaro (4.3 ppg & 4.6 rpg) and Kadin Shedrick (6.9 ppg, 5.1 rpg & 1.9 bpg) anchored the paint. Shedrick started 19 contests, while Caffaro started 16.
- Kody Statmann (35.7% 3FGs), Malachi Poindexter, Taine Murray, Igor Miličić Jr. and Carson McCorkle provided perimeter depth off the bench.

VIRGINIA HEAD COACH TONY BENNETT

- Dean and Markel Families Head Men's Basketball Coach Tony Bennett has a 316-117 (.730) mark in 13 seasons at UVA and 385-150 (.720) career mark in 16 seasons as a head coach.
- Bennett has guided the Cavaliers to five ACC regular-season titles (2014, 2015, 2018, 2019 and 2021), two ACC Tournament titles (2014 and 2018) and one NCAA national championship (2019) in 13 seasons on Grounds.
- The three-time National (2007, 2015 and 2018) and four-time ACC Coach of the Year (2014, 2015, 2018 and 2019) guided UVA to its 10th consecutive postseason berth in 2021-22.
- In 2018-19, Bennett led the Cavaliers to their first NCAA national championship, a share of their ninth ACC regular-season title and a school-record 35 wins.
- Bennett won his 300th game at Virginia with the 61-43 victory against Lehigh on Nov. 26, 2021.
- With the Feb. 13, 2021, win over North Carolina, Bennett became just the third coach in ACC men's basketball history to lead his program to 10-straight winning conference seasons, joining Dean Smith and Mike Krzyzewski.
- He has led UVA to outright ACC regular-season and tournament championships in the same season two times (2014 and 2018).
- Bennett is the fifth coach in ACC history to win at least three outright ACC regular-season titles (Frank McGuire, Dean Smith, Mike Krzyzewski and Roy Williams).
- Bennett led the Cavaliers to 30 wins in back-to-back seasons two times (2014-2015 and 2018-19).
- UVA is 161-70 (.700) in ACC play (90-25 at home & 71-45 away), 178-37 (.828) at home and 155-47 (.767) in non-conference action (87-10 at JPJ) under Bennett.
- Bennett ranks fifth all-time in winning percentage (.700) among ACC head coaches with 100 or more ACC wins.

TRANSFERS MADE IMMEDIATE IMPACT

- Transfers Jayden Gardner (East Carolina) and Armaan Franklin (Indiana) made an immediate impact at Virginia.
- Gardner led the team in scoring (15.3 ppg), rebounding (6.4 rpg), field goal percentage (50.1%), free throw percentage (79.3%), field goals (219) and free throws (96).
- Gardner has amassed 1,999 points and 928 rebounds in 116 career games (81 games at East Carolina).
- Gardner scored 10+ points in 29 games (103 of 116 career games in double figures).
- Gardner has racked up 36 career double-doubles (6 at UVA) and has 40 20-point games (7 at UVA).
- Gardner has recorded 22 games with 20 or more points and 10 or more rebounds (20 at East Carolina).
- Franklin tied a career high with 23 points vs. Georgia, scored 22 vs. Miami and 21 against Radford.
- Franklin reached double figures in 21 games (36 of 88 career games in double figures).
- He matched a career-high with five 3-pointers vs. Georgia, North Texas and St. Bonaventure.
- Franklin averaged 11.1 points after averaging 11.4 points as a sophomore at Indiana where he was the second most improved scorer in the Big Ten (+7.7) in 2020-21.
- Franklin shot a team-best 42.4% from 3-point range and was second on the team with 36 3-pointers.
- He ranked second at UVA with 53 3-pointers this season.

RECORDS WATCH

- Kihei Clark ranks fifth at Virginia with 536 career assists and 45th in scoring with 1,082 career points.
- Clark is the fifth UVA player with 1,000 career points and 500 career assists, joining John Crotty, Sean Singletary, London Perrantes and Donald Hand.

No. Name Career Assists

1.	John Crotty (1988-91)	683
2.	Jeff Jones (1979-82)	598
3.	Sean Singletary (2005-08)	587
4.	London Perrantes (2014-17)	569
5.	Kihei Clark (2019-present)	539

- Kadin Shedrick (67) ranked sixth on UVA's single-season blocked shots list.

No. Name Single-Season Blocks

1.	Ralph Sampson (1979-80)	157
2.	Ralph Sampson (1982-83)	103
3.	Ralph Sampson (1980-81)	103
4.	Ralph Sampson (1981-82)	99
5.	Kris Hunter (1998-99)	88
6.	Kadin Shedrick (2021-22)	67

- Reece Beekman (73) ranked first on UVA's single-season steals list.

No. Name Single-Season Steals

1.	Reece Beekman (2021-22)	73
2.	Othell Wilson (1983-84)	69
3.	Othell Wilson (1981-82)	61

- Beekman ranked seventh on UVA's single season assist list with 181.

No. Name Single-Season Assists

1.	John Crotty (1989-90)	214
2.	John Crotty (1988-89)	208
3.	Ty Jerome (2018-19)	202
4.	Sean Singletary (2007-08)	202
5.	Jeff Jones (1979-80)	200
6.	John Johnson (1986-87)	194
7.	Reece Beekman (2021-22)	181



OUR DEFENSE NEVER RESTED

- UVA ranked eighth nationally in scoring defense at 60.1 ppg.
- The Cavaliers limited their opponents to 42.5 percent shooting and 33.6 percent from 3-point range.
- UVA forced 35 shot clock violations and has averaged 28 shot clock violations since 2019.
- The Cavaliers limited 14 opponents to 56 or fewer points and 12 foes to 40 percent or less field goal shooting while outrebounding 16 opponents (12-3).
- Bennett-coached teams have led the nation in scoring defense seven times and finished in the top-five nationally 11 times.

ABOUT THE 2021-22 SCHEDULE

- Four of Virginia's opponents were ranked in the final (March 14) AP Top-25 poll (Duke, Providence, Houston and Iowa), while Virginia Tech and North Carolina received votes.

UVA VS. RANKED OPPONENTS

- UVA is 48-41 against ranked foes in the Tony Bennett era.
- UVA was 1-3 vs. ranked opponents in 2021-22.
- UVA's 11 ranked wins in 2018-19 marked a school record.
- UVA is 161-335 vs. ranked opponents since 1953-54.
- UVA is 1-31 all-time vs. No. 1-ranked opponents (86-73 win vs. No. 1 North Carolina on Jan. 30, 1986).

HOLDING FOES UNDER 50

- UVA is 106-2, including a 3-0 mark in 2021-22, when limiting foes to fewer than 50 points during the Tony Bennett era.
- Bennett-coached teams are 131-3 when holding opponents to fewer than 50 points (25-1 in three years at Washington State).
- UVA is 27-0 when limiting opponents to fewer than 40 points under Bennett.

SUPER 70s AND AWESOME 80s

- Virginia is 144-11 when scoring at least 70 or more points under Tony Bennett.
- UVA was 8-1 when scoring 70 or more points in 2021-22.
- Virginia is 40-1 all-time under when scoring 80 or more points under Bennett with their lone loss a 93-81 setback at North Carolina in 2012-13.
- Bennett was 4-0 when scoring 80+ points at Washington State.
- UVA scored 100 points against Marshall (2018-19) for the first time under Tony Bennett and added 97 points against Coppin State (2018-19).
- UVA is 4-0 all-time when scoring 90 or more under Bennett.

VIRGINIA PICKED FOURTH IN THE ACC

- Virginia was selected fourth in the 2021-22 ACC Tipoff Preseason Poll and finished sixth.
- The Cavaliers have finished at or higher than their predicted finish in 12 of the last 14 seasons.

WATCH ME NOW

- Kihei Clark (Bob Cousy Award) and Jayden Gardner (Karl Malone Award) were named to Naismith Memorial Basketball Hall of Fame preseason award top-20 watch lists.
- The Cousy Award honors the nation's top point guard, while the Malone Award honors the top power forward.
- Clark has been named to the Cousy Award preseason watch list in each of the last three seasons.

VIRGINIA RANKED NO. 25 IN AP PRESEASON RANKINGS

- Virginia was ranked No. 25 in the AP preseason poll.
- UVA was one of six teams (Gonzaga, Villanova, Baylor, Houston and Illinois) to be ranked every week since the start of the 2020-21 season.
- UVA was ranked in the preseason AP top 25 for the fourth straight year.
- UVA has been ranked in the AP top 25 in the preseason rankings in 10 of the past 11 seasons.

CLARK EARNS PRESEASON ALL-ACC HONORS

- Kihei Clark was named to the preseason All-ACC second team for the second consecutive season.
- Clark earned All-ACC honorable mention honors in 2021 and was named to the All-ACC third team in 2020.

CAVALIERS IN THE NBA

- Justin Anderson (Indiana), Malcolm Brogdon (Indiana), Joe Harris (Brooklyn), Anthony Gill (Washington), Sam Hauser (Boston), De'Andre Hunter (Atlanta), Ty Jerome (Oklahoma City), Braxton Key (Philadelphia), Trey Murphy III (New Orleans) and Kyle Guy (Miami) are former Cavaliers who played in the NBA in 2021-22.
- In addition, Indiana head coach and UVA alum Rick Carlisle led Dallas to an NBA title and helped the Cavaliers to an NCAA Final Four in 1984.

FOUR CAVALIERS FIND NEW HOMES

- Four Cavaliers - Carson McCorkle, Malachi Poindexter, Igor Miličić Jr. and Jayden Nixon - left the program after the 2021-22 season.
- McCorkle transferred to Wofford and Poindexter landed at Illinois State.
- Miličić Jr. transferred to Charlotte and will play for former UVA associate head coach Ron Sanchez.

2021-22 RESULTS



21-14 OVERALL • 12-8 ACC • 11-7 HOME • 7-6 AWAY • 3-1 NEUTRAL

2022-23 VIRGINIA MEN'S BASKETBALL

Date	Opponent	Score	Attendance	High Points	High Rebounds
11/09/2021	Navy	L 58-66	13,100	(18) GARDNER, Jayden	(10) GARDNER, Jayden
11/12/2021	Radford	W 73-52	13,568	(21) FRANKLIN, Armaan	(7) GARDNER, Jayden
11/16/2021	at Houston	L 47-67	7,051	(11) FRANKLIN, Armaan	(6) CLARK, Kihei
11/19/2021	Coppin St.	W 68-52	12,980	(14) GARDNER, Jayden	(12) GARDNER, Jayden
11/22/2021	vs Georgia ^	W 65-55	3,719	(23) FRANKLIN, Armaan	(7) SHEDRICK, Kadin
11/23/2021	vs Providence ^	W 58-40	2,787	(21) GARDNER, Jayden	(13) GARDNER, Jayden
11/26/2021	Lehigh	W 61-43	12,647	(11) CLARK, Kihei	(8) GARDNER, Jayden
11/29/2021	Iowa	L 74-75	13,542	(18) GARDNER, Jayden	(8) GARDNER, Jayden
12/03/2021	Pittsburgh *	W 57-56	14,257	(15) GARDNER, Jayden	(5) CLARK, Kihei
					(5) GARDNER, Jayden
12/07/2021	at James Madison	L 49-52	8,439	(12) GARDNER, Jayden	(14) GARDNER, Jayden
12/18/2021	Fairleigh Dickinson	W 82-49	13,197	(29) GARDNER, Jayden	(6) GARDNER, Jayden
12/22/2021	Clemson *	L 50-67	13,857	(20) BEEKMAN, Reece	(8) FRANKLIN, Armaan
01/01/2022	at Syracuse *	W 74-69	17,295	(17) CLARK, Kihei	(11) SHEDRICK, Kadin
				(17) FRANKLIN, Armaan	
01/04/2022	at Clemson *	W 75-65	5,202	(23) GARDNER, Jayden	(6) SHEDRICK, Kadin
01/08/2022	at North Carolina *	L 58-74	20,638	(13) BEEKMAN, Reece	(7) CLARK, Kihei
					(7) GARDNER, Jayden
01/12/2022	Virginia Tech *	W 54-52	13,573	(16) CAFFARO, Francisco	(9) CAFFARO, Francisco
01/15/2022	Wake Forest *	L 55-63	13,924	(18) FRANKLIN, Armaan	(6) CAFFARO, Francisco
01/19/2022	at Pittsburgh *	W 66-61	7,595	(19) BEEKMAN, Reece	(5) CAFFARO, Francisco
01/22/2022	at NC State *	L 63-77	12,811	(14) FRANKLIN, Armaan	(8) CAFFARO, Francisco
01/24/2022	Louisville *	W 64-52	13,076	(15) CLARK, Kihei	(7) CAFFARO, Francisco
					(7) BEEKMAN, Reece
01/29/2022	at Notre Dame *	L 65-69	8,495	(22) GARDNER, Jayden	(12) CAFFARO, Francisco
02/01/2022	Boston College *	W 67-55	12,847	(19) CLARK, Kihei	(8) SHEDRICK, Kadin
02/05/2022	Miami *	W 71-58	14,089	(22) FRANKLIN, Armaan	(7) GARDNER, Jayden
02/07/2022	at Duke *	W 69-68	9,314	(17) GARDNER, Jayden	(8) GARDNER, Jayden
02/12/2022	Georgia Tech *	W 63-53	14,253	(26) GARDNER, Jayden	(8) CAFFARO, Francisco
02/14/2022	at Virginia Tech *	L 53-62	9,825	(17) GARDNER, Jayden	(14) GARDNER, Jayden
02/19/2022	at Miami *	W 74-71	5,596	(23) GARDNER, Jayden	(13) SHEDRICK, Kadin
02/23/2022	Duke *	L 61-65	14,629	(25) CLARK, Kihei	(7) BEEKMAN, Reece
02/26/2022	Florida State *	L 63-64	14,629	(21) GARDNER, Jayden	(11) CAFFARO, Francisco
03/05/2022	at Louisville	W 71-61	13,085	(20) SHEDRICK, Kadin	(12) BEEKMAN, Reece
03/09/2022	vs Louisville **	W 51-50	8,174	(17) GARDNER, Jayden	(8) CAFFARO, Francisco
03/10/2022	vs North Carolina **	L 43-63	15,994	(17) GARDNER, Jayden	(6) CAFFARO, Francisco
03/16/2022	Mississippi State &	W 60-57	5,278	(16) GARDNER, Jayden	(5) CAFFARO, Francisco
03/20/2022	at North Texas &	W 71-69	4,866	(17) GARDNER, Jayden	(10) STATTMANN, Kody
				(17) FRANKLIN, Armaan	
03/22/2022	St. Bonaventure &	L 51-52	6,829	(17) FRANKLIN, Armaan	(9) SHEDRICK, Kadin

^ = Roman Legends Classic, Newark, N.J.

= BIG/ACC Challenge

* = ACC game

** = ACC Tournament game

& - NIT Tournament game

2021-22 ATTENDANCE SUMMARY

	Games	Attendance	Avg/ Game
Home	18	230,275	12,793
Away	13	130,212	10,016
Neutral	4	30,674	7,669
Total	35	391,161	11,176



2021-22 STATISTICS

ALL GAMES (21-14)

#	Player	GP-GS	Min--Avg	FG-FGA	Pct	3FG-FGA	Pct	FT-FTA	Pct	Off-Def	Tot-Avg	PF-FO	A	TO	Blk	Stl	Pts-Avg
1	GARDNER	35-35	1144:15-32.7	219-437	.501	3-14	.214	96-121	.793	80-143	223-6.4	74-0	50	52	13	18	537-15.3
4	FRANKLIN	35-34	1030:55-29.5	140-357	.392	53-179	.296	57-75	.760	11-86	97-2.8	71-0	49	43	9	35	390-11.1
0	CLARK	35-35	1263:05-36.1	117-302	.387	54-156	.346	61-78	.782	12-91	103-2.9	40-0	153	77	4	30	349-10.0
2	BEEKMAN	35-35	1228:30-35.1	115-256	.449	22-65	.338	35-46	.761	15-121	136-3.9	62-2	181	50	25	73	287-8.2
21	SHEDRICK	35-19	726:46-20.8	91-142	.641	0-1	.000	61-86	.709	55-123	178-5.1	97-2	8	31	67	20	243-6.9
22	CAFFARO	35-16	620:23-17.7	55-105	.524	0-0	.000	41-68	.603	55-107	162-4.6	79-3	8	32	11	7	151-4.3
23	STATTMANN	35-1	553:47-15.8	39-115	.339	20-59	.339	16-24	.667	13-46	59-1.7	25-0	27	19	12	9	114-3.3
24	MILICIC, JR.	16-0	100:15-6.3	11-29	.379	8-22	.364	3-6	.500	3-12	15-0.9	2-0	3	3	5	4	33-2.1
10	MURRAY	19-0	143:14-7.5	13-33	.394	8-23	.348	4-8	.500	6-11	17-0.9	14-0	2	4	1	2	38-2.0
33	MCCORKLE	16-0	78:34-4.9	8-24	.333	5-16	.313	0-0	.000	1-7	8-0.5	7-0	5	5	2	1	21-1.3
11	POINDEXTER	19-0	121:04-6.4	8-16	.500	3-8	.375	0-0	.000	1-9	10-0.5	9-0	7	3	0	0	19-1.0
12	COLEMAN	4-0	07:01-1.8	1-2	.500	0-1	.000	0-0	.000	0-0	0-0.0	0-0	0	2	0	1	2-0.5
13	MCGAHREN	2-0	03:10-1.6	0-1	.000	0-1	.000	0-0	.000	0-0	0-0.0	0-0	0	0	0	0	0-0.0
5	NIXON	2-0	04:01-2.0	0-1	.000	0-0	.000	0-0	.000	0-1	1-0.5	0-0	0	0	0	0	0-0.0
	TEAM									48-40	88			18			
TOTAL		35	7025	817-1820	.449	176-545	.323	374-512	.730	300-797	1097-31.3	480-7	493	339	149	200	2184-62.4
OPPONENTS		35	7025	783-1842	.425	232-691	.336	306-430	.712	322-779	1101-31.5	499-5	406	385	125	191	2104-60.1

ACC GAMES (12-8)

#	Player	GP-GS	Min--Avg	FG-FGA	Pct	3FG-FGA	Pct	FT-FTA	Pct	Off-Def	Tot-Avg	PF-FO	A	TO	Blk	Stl	Pts-Avg
1	GARDNER,	20-20	679:13-34.0	122-262	.466	1-8	.125	58-68	.853	46-74	120-6.0	49-0	38	27	10	13	303-15.2
4	FRANKLIN	20-19	624:20-31.2	85-214	.397	29-101	.287	31-42	.738	10-49	59-3.0	44-0	31	28	5	20	230-11.5
0	CLARK,	20-20	723:27-36.2	68-177	.384	34-97	.351	37-48	.771	7-59	66-3.3	26-0	89	46	3	18	207-10.4
2	BEEKMAN	20-20	706:25-35.3	70-142	.493	17-43	.395	19-21	.905	8-63	71-3.6	37-1	101	26	14	40	176-8.8
21	SHEDRICK	20-6	414:01-20.7	58-86	.674	0-0	.000	34-48	.708	35-65	100-5.0	54-1	6	15	34	12	150-7.5
22	CAFFARO	20-14	367:36-18.4	38-72	.528	0-0	.000	26-39	.667	31-65	96-4.8	42-2	5	17	4	6	102-5.1
23	STATTMANN	20-1	331:21-16.6	27-70	.386	14-37	.378	12-16	.750	9-20	29-1.5	15-0	18	11	10	8	80-4.0
10	MURRAY	8-0	57:13-7.2	5-13	.385	2-9	.222	2-3	.667	5-4	9-1.1	7-0	1	2	1	1	14-1.8
24	MILICIC, JR.	6-0	30:10-5.0	2-8	.250	1-6	.167	0-0	.000	2-2	4-0.7	0-0	0	1	2	0	5-0.8
33	MCCORKLE	6-0	14:00-2.3	2-4	.500	0-1	.000	0-0	.000	0	0-0-0.0	2-0	2	3	0	0	4-0.7
11	POINDEXTER	8-0	50:39-6.3	1-4	.250	0-3	.000	0-0	.000	1-4	5-0.6	4-0	1	2	0	0	2-0.3
12	COLEMAN	1-0	01:36-1.6	0-0	.000	0-0	.000	0-0	.000	0-0	0-0.0	0-0	0	1	0	0	0-0.0
	TEAM									29-24	53			9			
TOTAL		20	4000	478-1052	.454	98-305	.321	219-285	.768	183-429	612-30.6	280-4	292	188	83	118	1273-63.7
OPPONENTS		20	4000	467-1040	.449	140-385	.364	188-259	.726	174-421	595-29.8	278-2	242	211	83	104	1262-63.1

POINTS-REBOUNDS-ASSISTS



2022-23 VIRGINIA MEN'S BASKETBALL

OPPONENT	DATE	SCORE	CLARK	GARDNER	BEEKMAN	FRANKLIN	NIXON	MURRAY	POINDEXTER	COLEMAN
Navy	11/09/2021	58-66 L	12-0-2	18-10-1	8-5-6	7-0-1	DNP	0-0-0	DNP	DNP
Radford	11/12/2021	73-52 W	7-4-5	18-7-1	7-3-3	21-3-3	DNP	3-1-0	DNP	DNP
at Houston	11/16/2021	47-67 L	8-6-2	4-2-1	6-1-1	11-2-0	DNP	1-2-0	0-0-0	2-0-0
Coppin St.	11/19/2021	68-52 W	12-2-3	14-12-1	4-6-6	7-3-0	DNP	0-0-0	2-1-0	DNP
vs Georgia	11/22/2021	65-55 W	12-1-3	11-6-0	7-2-3	23-6-2	DNP	DNP	0-0-0	DNP
vs Providence	11/23/2021	58-40 W	10-3-5	21-13-0	5-4-7	14-0-1	DNP	DNP	0-1-1	DNP
Lehigh	11/26/2021	61-43 W	11-2-7	8-8-0	10-5-4	8-1-2	0-1-0	0-0-0	3-2-1	0-0-0
Iowa	11/29/2021	74-75 L	15-2-5	18-8-2	11-4-5	3-2-3	DNP	14-2-0	0-0-0	DNP
Pittsburgh	12/03/2021	57-56 W	9-5-6	15-5-4	0-3-6	10-3-1	DNP	5-2-0	DNP	DNP
at James Madison	12/07/2021	49-52 L	11-2-3	12-14-1	5-5-4	9-2-2	DNP	1-1-1	DNP	DNP
Fairleigh Dickinson	12/18/2021	82-49 W	1-3-5	29-6-1	4-5-6	12-1-1	0-0-0	3-0-0	7-1-3	0-0-0
Clemson	12/22/2021	50-67 L	6-2-3	9-6-1	20-3-1	13-8-1	DNP	0-2-0	0-1-0	DNP
at Syracuse	01/01/2022	74-69 W	17-4-8	15-4-4	2-4-5	17-3-2	DNP	7-1-1	DNP	DNP
at Clemson	01/04/2022	75-65 W	8-4-2	23-5-2	8-4-5	13-4-1	DNP	2-1-0	DNP	DNP
at North Carolina	01/08/2022	58-74 L	9-7-2	10-7-0	13-3-4	12-3-2	DNP	0-1-0	DNP	DNP
Virginia Tech	01/12/2022	54-52 W	6-2-1	4-5-2	11-5-5	15-5-3	DNP	DNP	DNP	DNP
Wake Forest	01/15/2022	55-63 L	2-5-4	9-4-0	6-0-7	18-3-3	DNP	DNP	DNP	DNP
at Pittsburgh	01/19/2022	66-61 W	7-3-6	14-4-3	19-3-8	6-2-1	DNP	DNP	DNP	DNP
at NC State	01/22/2022	63-77 L	6-1-6	13-3-3	12-3-2	14-0-2	DNP	0-2-0	DNP	DNP
Louisville	01/24/2022	64-52 W	15-5-5	14-5-1	2-7-11	10-4-2	DNP	DNP	DNP	DNP
at Notre Dame	01/29/2022	65-69 L	12-3-6	22-10-1	13-2-1	5-4-2	DNP	0-0-0	DNP	DNP
Boston College	02/01/2022	67-55 W	19-6-0	17-5-3	0-1-7	12-3-0	DNP	DNP	DNP	DNP
Miami	02/05/2022	71-58 W	11-2-3	12-7-4	9-2-10	22-3-4	DNP	0-0-0	0-0-0	0-0-0
at Duke	02/07/2022	69-68 W	8-2-9	17-8-0	7-1-3	11-3-3	DNP	DNP	0-2-0	DNP
Georgia Tech	02/12/2022	63-53 W	15-4-2	26-7-2	4-3-3	5-0-1	DNP	DNP	0-1-1	DNP
at Virginia Tech	02/14/2022	53-62 L	2-0-2	17-14-2	10-2-4	9-3-1	DNP	DNP	0-0-0	DNP
at Miami	02/19/2022	74-71 W	17-2-5	23-7-2	6-4-7	5-0-0	DNP	DNP	0-1-0	DNP
Duke	02/23/2022	61-65 L	25-6-7	16-4-3	11-7-5	7-2-1	DNP	DNP	0-0-0	DNP
Florida State	02/26/2022	63-64 L	7-2-6	21-6-0	8-2-2	13-2-0	DNP	DNP	2-0-0	DNP
at Louisville	03/05/2022	71-61 W	6-1-6	6-4-1	15-12-5	13-4-1	DNP	DNP	DNP	DNP
vs Louisville	03/09/2022	51-50 W	15-4-1	17-4-0	8-5-9	0-5-0	DNP	DNP	2-0-0	DNP
vs North Carolina	03/10/2022	43-63 L	7-4-4	17-2-1	3-4-5	5-4-3	DNP	0-0-0	3-0-1	DNP
Mississippi State	03/16/2022	60-57 W	8-0-9	16-3-1	14-3-6	6-2-0	DNP	2-2-0	DNP	DNP
at North Texas	03/20/2022	71-69 Wot	11-3-4	17-3-2	13-7-9	17-1-0	DNP	0-0-0	0-0-0	DNP
St. Bonaventure	03/22/2022	51-52 L	2-1-6	14-5-0	6-6-6	17-6-0	DNP	DNP	0-0-0	DNP

OPPONENT	DATE	SCORE	MCGAHREN	SHEDRICK	CAFFARO	STATTMANN	MILICIC, JR.	MCCORKLE
Navy	11/09/2021	58-66 L	DNP	7-7-0	3-4-0	3-1-1	DNP	0-0-0
Radford	11/12/2021	73-52 W	DNP	10-5-0	2-6-1	0-0-0	0-1-1	5-1-0
at Houston	11/16/2021	47-67 L	DNP	4-3-0	3-4-0	8-3-1	0-0-0	0-1-1
Coppin St.	11/19/2021	68-52 W	DNP	10-10-0	0-2-0	8-0-1	11-2-1	0-2-0
vs Georgia	11/22/2021	65-55 W	DNP	3-7-0	3-5-0	0-1-1	3-0-0	3-0-1
vs Providence	11/23/2021	58-40 W	DNP	4-7-0	4-7-0	0-1-0	0-0-0	0-0-0
Lehigh 1	1/26/2021	61-43 W	0-0-0	8-5-1	8-5-1	2-0-0	3-2-0	0-2-0
Iowa	11/29/2021	74-75 L	DNP	9-6-0	2-1-0	0-0-0	2-3-1	DNP
Pittsburgh	12/03/2021	57-56 W	DNP	6-0-0	6-2-0	0-0-0	0-0-0	0-0-0
at James Madison	12/07/2021	49-52 L	DNP	8-5-0	3-2-0	3-0-1	3-2-0	DNP
Fairleigh Dickinson	12/18/2021	82-49 W	0-0-0	4-4-1	4-4-0	0-3-3	9-2-0	9-2-1
Clemson	12/22/2021	50-67 L	DNP	2-2-1	0-0-0	0-0-0	0-0-0	0-0-0
at Syracuse	01/01/2022	74-69 W	DNP	12-11-0	0-0-1	4-2-1	DNP	DNP
at Clemson	01/04/2022	75-65 W	DNP	8-6-0	8-2-0	5-2-2	DNP	DNP
at North Carolina	01/08/2022	58-74 L	DNP	0-2-0	2-0-0	6-2-1	2-1-0	4-0-1
Virginia Tech	01/12/2022	54-52 W	DNP	0-4-0	16-9-0	2-0-1	DNP	0-0-0
Wake Forest	01/15/2022	55-63 L	DNP	4-5-1	5-6-1	11-2-1	0-1-0	DNP
at Pittsburgh	01/19/2022	66-61 W	DNP	12-3-0	4-5-1	4-1-0	DNP	DNP
at NC State	01/22/2022	63-77 L	DNP	8-4-0	2-8-0	8-3-2	0-0-0	0-0-1
Louisville	01/24/2022	64-52 W	DNP	11-6-1	9-7-0	3-0-0	DNP	DNP
at Notre Dame	01/29/2022	65-69 L	DNP	2-4-1	11-12-1	0-1-0	DNP	DNP
Boston College	02/01/2022	67-55 W	DNP	13-8-0	4-1-0	2-2-0	DNP	DNP
Miami	02/05/2022	71-58 W	DNP	6-4-0	8-5-1	3-0-1	0-0-0	0-0-0
at Duke	02/07/2022	69-68 W	DNP	16-6-0	8-6-0	2-2-1	DNP	DNP
Georgia Tech	02/12/2022	63-53 W	DNP	2-3-0	6-8-0	5-2-2	DNP	DNP
at Virginia Tech	02/14/2022	53-62 L	DNP	11-6-0	4-5-0	0-0-0	DNP	DNP
at Miami	02/19/2022	74-71 W	DNP	13-13-2	2-3-0	8-4-1	DNP	0-0-0
Duke	02/23/2022	61-65 L	DNP	2-4-0	0-6-0	0-1-0	DNP	DNP
Florida St.	02/26/2022	63-64 L	DNP	2-4-0	7-11-0	3-1-2	DNP	DNP
at Louisville	03/05/2022	71-61 W	DNP	20-5-0	0-0-0	11-4-2	DNP	DNP
vs Louisville	03/09/2022	51-50 W	DNP	5-2-0	4-8-0	0-1-1	DNP	DNP
vs North Carolina	03/10/2022	43-63 L	DNP	8-5-0	0-6-0	0-5-0	0-1-0	0-0-0
Mississippi St.	03/16/2022	60-57 W	DNP	2-3-0	8-5-1	4-3-0	DNP	DNP
at North Texas	03/20/2022	71-69 Wot	DNP	3-0-0	1-3-0	9-10-0	DNP	DNP
St. Bonaventure	03/22/2022	51-52 L	DNP	8-9-0	4-4-0	0-2-1	DNP	DNP



2021-22 BOX SCORES

2022-23 VIRGINIA MEN'S BASKETBALL



Official Basketball Box Score - Final
Navy at Virginia
11/09/21 John Paul Jones Arena, Charlottesville
#25 Virginia vs Navy Men's Basketball

Game Time: 9:00 PM
Game Duration: 1:54
Attendance: 13,100

Officials: Bill Covington, Jr., Justin Porterfield, Jeff Pon

NO.	Name	Min	FG		3P		FT		Rebounds		Fouls		TP	AS	TO	ST	Blocks		+/-
			M-A	M-A	M-A	M-A	OR	DR	PF	FD	BS	BA							
5	Tyler Nelson	F 24:28	0-7	0-5	2-4	0	4	4	0	3	2	0	1	0	2	0	2	0	6
31	Daniel Deaver	F 27:47	2-9	1-2	2-2	2	5	7	2	2	7	4	4	1	2	0	9	9	
1	John Carter Jr.	G 35:03	7-16	5-8	0-0	2	3	5	2	4	19	2	2	1	0	3	0	5	
3	Sean Yoder	G 30:59	6-7	3-3	0-1	1	5	6	2	5	15	0	2	2	0	0	0	6	
20	Grag Summers	G 21:56	3-5	0-0	2-2	1	4	5	2	1	8	2	4	2	0	1	2	2	
55	Richard Njoku	G 09:10	1-2	0-0	0	1	2	3	1	0	2	1	1	0	0	0	0	5	
11	Jaylen Walker	G 15:32	2-4	0-1	1-1	1	2	3	2	1	5	1	0	1	1	0	2	0	
15	P.J. Roach Jr.	22:08	1-1	1-1	0	0	0	0	0	3	3	2	1	0	0	0	0	11	
30	Christian Silva	09:54	2-2	1-1	0-0	0	0	0	1	1	5	1	0	1	0	0	0	4	
35	Nate Allison	03:03	0-0	0-0	0-0	1	0	1	2	0	0	0	1	0	0	0	0	4	
Team						1	0	1	0	0	0	0	0	0	0	0	0	0	
Totals			24-53	11-21	7-10	10	25	35	17	17	66	14	17	9	5	4	8		

Shooting By Period	
1st FG%	15-28 53.6%
3PT%	8-12 66.7%
FT%	4-5 80%
2nd FG%	9-25 36.0%
3PT%	3-9 33.3%
FT%	3-5 60%
GM FG%	24-53 45.3%
3PT%	11-21 52.4%
FT%	7-10 70.0%

Dead Ball Rebounds: 1-0

Technical Fouls: NONE

NO.	Name	Min	FG		3P		FT		Rebounds		Fouls		TP	AS	TO	ST	Blocks		+/-
			M-A	M-A	M-A	M-A	OR	DR	PF	FD	BS	BA							
1	Jayden Gardner	F 33:02	7-13	0-0	4-5	2	8	10	3	4	18	1	5	0	1	3	7	-7	
21	Kadin Shedrick	F 22:36	3-5	0-0	1-2	2	5	7	4	2	7	0	2	0	3	1	0	4	
0	Kheii Clark	G 38:24	3-9	2-7	4-4	0	0	0	1	3	12	2	2	0	0	0	0	4	
2	Reece Beekman	G 37:31	4-8	0-1	0-2	0	5	5	4	8	6	1	6	1	1	0	0	6	
4	Armaan Franklin	G 33:18	2-11	1-7	2-2	0	0	0	1	1	7	1	0	3	1	0	0	8	
23	Kody Statmann	G 17:04	1-3	1-1	0-0	1	0	1	0	0	3	1	1	0	0	0	0	6	
22	Francisco Caffaro	14:30	1-2	0-0	1-2	2	4	3	3	0	0	0	2	0	0	0	0	12	
10	Taine Murray	02:06	0-0	0-0	0-0	0	0	0	1	0	0	0	0	0	0	0	0	1	
33	Carson McCorkle	01:29	0-0	0-0	0-0	0	0	0	0	0	0	0	0	0	0	0	0	2	
Team						2	1	3	0	0	0	0	0	0	0	0	0	0	
Totals			21-51	4-16	12-17	9	21	30	17	17	58	11	14	12	4	5	8		

Shooting By Period	
1st FG%	14-26 53.8%
3PT%	2-8 25.0%
FT%	5-7 71.4%
2nd FG%	7-25 28.0%
3PT%	2-8 25.0%
FT%	7-10 70%
GM FG%	21-51 41.2%
3PT%	4-16 25.0%
FT%	12-17 70.6%

Dead Ball Rebounds: 1-0

Technical Fouls: NONE

USN		UVA	
Biggest lead	9 (2 nd 0:24)	2 (1 st 16:43)	
Best Scoring Run	9 (2 nd 0:24)	7 (1 st 16:43)	
Lead Changes	6	3	
Times Tied	3	0	
Time with Lead	31:53	02:18	

Points from Turnovers		USN		UVA	
1st	2nd	TOT	1st	2nd	TOT
USN	42	24	66		
UVA	35	23	58		



Official Basketball Box Score - Final
Radford at Virginia
11/10/21 John Paul Jones Arena, Charlottesville
#25 Virginia vs Radford MBB

Game Time: 7:00 PM
Game Duration: 1:49
Attendance: 13,568

Officials: Lee Cassel, Jeffrey Anderson, Kellen Milner

NO.	Name	Min	FG		3P		FT		Rebounds		Fouls		TP	AS	TO	ST	Blocks		+/-
			M-A	M-A	M-A	M-A	OR	DR	PF	FD	BS	BA							
5	Rashun Williams	F 24:17	2-8	1-5	0-0	2	1	3	4	1	5	1	1	0	1	1	1	8	
22	Lewis Djonkam	C 07:41	1-2	0-0	0	0	1	4	0	2	0	0	0	0	0	1	1	1	
2	Bryan Hart	G 15:54	4-8	1-2	0-1	2	1	3	4	2	9	3	2	3	0	1	1		
15	Bryan Hart	G 22:48	4-7	2-4	2-2	0	0	0	2	12	0	1	1	1	1	0	0	3	
45	Xavier Lipscomb	G 16:35	0-4	0-1	0-0	1	1	2	0	1	0	2	1	0	0	0	3	13	
13	Shaqun Jules	G 19:50	3-3	0-0	4-4	0	2	2	4	3	10	0	0	0	0	0	0	9	
11	Camron McNeil	22:42	2-6	0-2	0-0	5	5	0	2	4	0	1	2	0	0	0	0	20	
20	Dravon Mangum	17:25	0-1	0-0	0-0	1	1	2	0	0	0	0	0	0	0	0	0	24	
14	Chryee Walker	20:40	1-5	0-2	0-0	3	4	7	0	2	2	0	3	0	0	0	0	19	
3	Tal'Ron Joseph	16:34	0-5	0-0	0	0	2	2	2	0	0	1	2	1	0	0	0	11	
24	Artese Stapleton	15:34	3-3	2-2	0-0	0	0	0	1	0	8	1	1	0	0	0	0	0	
Team						2	2	4	0	0	0	2	0	0	0	0	0	0	
Totals			20-53	6-20	6-7	11	19	30	21	13	52	8	15	7	3	7	21		

Shooting By Period	
1st FG%	9-23 39.1%
3PT%	3-8 37.5%
FT%	0-1 0%
2nd FG%	11-30 36.7%
3PT%	3-12 25.0%
FT%	6-6 100%
GM FG%	20-53 37.7%
3PT%	6-20 30.0%
FT%	6-7 85.7%

Dead Ball Rebounds: 1-0

Technical Fouls: NONE

NO.	Name	Min	FG		3P		FT		Rebounds		Fouls		TP	AS	TO	ST	Blocks		+/-
			M-A	M-A	M-A	M-A	OR	DR	PF	FD	BS	BA							
1	Jayden Gardner	F 24:35	5-10	0-0	8-10	4	3	7	1	5	18	1	0	0	0	0	1	12	
21	Kadin Shedrick	F 22:58	0-3	0-0	10-10	2	3	5	3	7	10	0	1	1	4	0	0	13	
0	Kheii Clark	G 30:59	3-8	1-3	0-0	2	2	4	1	7	5	3	2	0	1	1	0	13	
2	Reece Beekman	G 31:47	2-6	1-2	2-2	0	3	0	3	7	3	1	4	1	0	0	0	19	
4	Armaan Franklin	G 29:35	7-12	5-8	2-3	0	3	3	1	21	3	2	0	1	1	1	1	19	
10	Taine Murray	14:33	1-1	1-1	0-0	1	1	2	1	3	0	0	0	0	0	0	0	7	
33	Carson McCorkle	17:46	2-6	1-4	0-0	0	1	1	1	0	5	0	1	0	1	0	0	13	
22	Francisco Caffaro	14:18	0-0	0-0	2-4	2	4	6	3	3	2	1	1	0	0	0	0	3	
23	Kody Statmann	10:42	0-0	0-0	0	0	0	0	1	0	0	0	0	0	0	0	0	0	
24	Igor Miličić Jr.	02:47	0-1	0-1	0-0	0	1	1	0	0	0	0	1	0	0	0	0	0	
Team						0	1	1	0	0	0	1	0	0	0	0	0	0	
Totals			20-47	9-19	24-29	10	22	32	13	21	73	14	10	9	7	3	21		

Shooting By Period	
1st FG%	13-27 48.1%
3PT%	6-11 54.5%
FT%	9-11 81.8%
2nd FG%	7-20 35.0%
3PT%	3-8 37.5%
FT%	15-18 83.3%
GM FG%	20-47 42.6%
3PT%	9-19 47.4%
FT%	24-29 82.8%

Dead Ball Rebounds: 3-0

Technical Fouls: NONE

RAD		UVA	
Biggest lead	5 (1 st 17:32)	24 (2 nd 15:39)	
Best Scoring Run	6 (1 st 17:32)	15 (1 st 9:21)	
Lead Changes	3	9	
Times Tied	1	4	
Time with Lead	03:22	34:20	

Points from Turnovers		RAD		UVA	
1st	2nd	TOT	1st	2nd	TOT
RAD	21	31	52		
UVA	41	32	73		



Official Basketball Box Score - Final
Virginia at Houston
11/16/21 Feritta Center, Houston
2021-22 Houston Cougars Basketball

Game Time: 7:01 PM
Game Duration: 2:01
Attendance: 7,551

Officials: Doug Shows, Chuck Jones, Ron Groover

NO.	Name	Min	FG		3P		FT		Rebounds		Fouls		TP	AS	TO	ST	Blocks		+/-
			M-A	M-A	M-A	M-A	OR	DR	PF	FD	BS	BA							
1	Jayden Gardner	F 23:46	1-4	0-0	2-2	1	1	2											

2021-22 BOX SCORES



2022-23 VIRGINIA MEN'S BASKETBALL



Official Basketball Box Score - Final
Virginia at Georgia
 11/29/21 Prudential Center, Newark
 2021-22 Men's Basketball - 2021 Roman Legends Classic
 Game Time: 7:00 PM
 Game Duration: 1:56
 Attendance: 1,56

Virginia - 65 Record: 3-2

NO. Name	Min	FG	3P	FT	Rebounds	Fouls	TP	AS	TO	ST	Blocks	+/-
		M/A	M/A	M/A	OR DR TOT	PF					BS BA	
1 Jayden Gardner	F 27:13	5-9	0-0	1-2	2 4 6	3 3	11	0	0	0	1 1	15
21 Kadin Shedrick	F 18:37	0-2	0-0	3-4	2 5 7	4 4	3	0	1	1	4 0	4
0 Kihel Clark	G 36:04	3-8	2-5	4-4	0 1 1	2 3	12	3	2	0	0 0	14
2 Reece Beekman	G 30:37	2-10	0-4	3-4	0 2 2	0 3	7	3	1	2	0 0	12
4 Armaan Franklin	G 37:49	8-16	1-7	6-6	0 6 6	1 4	23	2	0	3	1 1	0
22 Francisco Caffaro	19:37	1-2	0-0	1-3	1 4 5	4 2	3	0	0	0	1 0	5
23 Kody Stattmann	12:21	0-2	0-1	0-0	1 1 1	1 0	0	1	0	0	1 0	-8
24 Igor Milicic Jr.	09:44	1-2	1-2	0-0	0 0 0	1 1	3	0	0	0	0 0	-2
11 Malachi Poindexter	03:01	0-0	0-0	0-0	0 0 0	0 0	0	0	0	0	0 0	-4
33 Carson McCorkle	04:57	1-2	1-1	0-0	0 0 0	0 0	3	1	0	1	0 0	1
Team					1 0 1	0	0	0	0	0	0 0	0
Totals		21-53	5-20	18-25	6 23 29	16 20	65	10	4	7	7 1	10

Shooting By Period

1st FG% 12-29 41.4%
 3PT% 3-11 27.3%
 FT% 4-6 66.7%

2nd FG% 9-24 37.5%
 3PT% 2-9 22.2%
 FT% 14-19 73.7%

GM FG% 21-53 39.6%
 3PT% 5-20 25.0%
 FT% 18-25 72.0%

Dead Ball Rebounds: 4, 0

Georgia - 55 Record: 2-3

NO. Name	Min	FG	3P	FT	Rebounds	Fouls	TP	AS	TO	ST	Blocks	+/-
		M/A	M/A	M/A	OR DR TOT	PF					BS BA	
0 Jalen Ingram	F 31:05	3-8	2-6	2-2	1 11 12	3 2	10	2	6	1	0 1	-15
23 Brealen Bridges	F 26:12	6-11	0-0	2-2	1 4 5	5 2	14	0	3	0	0 3	-10
1 Jabri Abdul-Rahim	G 26:34	1-6	0-3	2-2	1 3 4	2 2	4	0	0	1	0 0	-7
10 Aaron Cook	G 31:55	2-12	0-5	0-0	2 3 5	4 4	8	1	1	0	0 0	-15
3 Karo Okendo	20:48	4-7	1-4	0-0	2 0 2	0 3	9	0	1	0	0 0	-13
4 Tyrone McMillan	12:08	3-6	0-1	2-2	0 2 2	0 2	8	0	0	0	1 8	8
5 Christian Wright	18:08	1-1	0-0	2-3	2 2 4	0 2	4	2	1	1	0 0	2
11 Jaxon Elter	21:19	0-1	0-0	2-4	2 2 4	2 2	0	1	0	0	0 0	5
20 Noah Baumann	07:35	0-1	0-1	0-0	0 1 1	0 1	0	0	1	0	0 0	-4
15 Dalen Ridginal	04:16	0-1	0-1	0-0	0 0 0	1 1	0	0	0	0	0 0	-1
Team					2 1 3	0	2	0	2	0	0 0	0
Totals		20-54	3-21	12-15	13 29 42	20 16	55	12	16	3	1 7	-10

Shooting By Period

1st FG% 12-23 52.2%
 3PT% 2-9 25.0%
 FT% 8-10 80%

2nd FG% 8-31 25.8%
 3PT% 1-13 7.7%
 FT% 4-5 80%

GM FG% 20-54 37.0%
 3PT% 3-21 14.3%
 FT% 12-15 80.0%

Dead Ball Rebounds: 1, 0

Technical Fouls: NONE

Points from	UVA	UGA
Biggest lead	10 (2nd 0:21)	4 (1st 16:53)
Best Scoring Run	11 (1st 13:34)	6 (1st 11:45)
Lead Changes	11	
Times Tied	6	
Time with Lead	26:49	07:00



Official Basketball Box Score - Final
Virginia at Providence
 11/23/21 Prudential Center, Newark
 2021-22 Men's Basketball - 2021 Roman Legends Classic Championship Game
 Game Time: 7:30 PM
 Game Duration: 1:59
 Attendance: 2,787

Virginia - 58 Record: 4-2

NO. Name	Min	FG	3P	FT	Rebounds	Fouls	TP	AS	TO	ST	Blocks	+/-
		M/A	M/A	M/A	OR DR TOT	PF					BS BA	
1 Jayden Gardner	F 35:52	8-9	0-0	5-5	4 9 13	2 5	21	0	4	0	0 0	25
21 Kadin Shedrick	F 23:43	2-6	0-0	1-6	7 4 11	4 4	0	1	0	0	5 1	10
0 Kihel Clark	G 39:03	4-12	2-5	0-0	3 3 6	3 3	10	3	1	0	0 2	15
2 Reece Beekman	G 37:34	2-8	0-0	1-1	0 4 4	3 1	5	7	0	1	2 2	15
4 Armaan Franklin	G 24:29	5-7	4-6	0-0	0 0 0	4 0	14	1	4	1	0 0	16
22 Francisco Caffaro	16:17	1-2	0-0	2-4	3 4 7	1 4	4	0	2	0	1 0	8
11 Malachi Poindexter	05:45	0-0	0-0	0-0	0 1 1	1 0	0	1	0	0	0 0	1
24 Igor Milicic Jr.	02:42	0-0	0-0	0-0	0 0 0	0 0	0	0	0	0	0 0	-2
33 Carson McCorkle	01:06	0-0	0-0	0-0	0 0 0	0 0	0	0	0	0	0 0	0
23 Kody Stattmann	13:29	0-1	0-1	0-0	0 1 1	2 0	0	0	1	0	0 0	2
Team					1 1 2	0	0	2	2	0	0 0	0
Totals		22-45	6-12	8-10	9 29 38	17 15	58	14	15	2	8 5	18

Shooting By Period

1st FG% 11-25 44.0%
 3PT% 4-7 57.1%
 FT% 4-6 66.7%

2nd FG% 11-20 55.0%
 3PT% 2-5 40.0%
 FT% 4-4 100%

GM FG% 22-45 48.9%
 3PT% 6-12 50.0%
 FT% 8-10 80.0%

Dead Ball Rebounds: 1, 0

Providence - 40 Record: 5-1

NO. Name	Min	FG	3P	FT	Rebounds	Fouls	TP	AS	TO	ST	Blocks	+/-
		M/A	M/A	M/A	OR DR TOT	PF					BS BA	
14 Noah Horchler	F 36:51	4-8	1-4	5-5	2 5 7	4 2	14	2	0	1	1 0	-11
15 Justin Minaya	F 29:48	0-4	0-3	1-2	0 2 2	3 1	1	0	0	3	1 1	-11
0 Nate Watson	C 27:22	4-11	0-0	2-2	3 4 7	2 4	8	0	2	1	1 1	-8
1 Aljami Durham	G 37:59	3-10	1-4	3-4	0 2 2	2 2	4	10	2	2	0 0	-16
4 Jared Bynum	G 18:58	0-4	0-2	2-2	0 0 0	1 1	2	3	2	2	2 1	-8
10 Alyn Breed	09:02	0-2	0-1	0-0	0 0 0	0 0	0	0	2	0	0 0	-8
5 Ed Crosswell	12:40	0-2	0-0	0-0	2 1 3	0 1	0	1	0	0	0 0	-12
11 A.J. Reeves	07:56	0-3	0-0	0-1	1 1 1	1 1	0	0	0	0	0 0	-13
12 Brycen Goodine	19:24	1-7	1-5	2-3	0 3 3	2 3	5	0	0	1	0 1	-3
Team					5 0 5	0	0	2	2	0	0 0	0
Totals		12-51	3-22	13-18	12 15 27	17 17	40	9	8	5	8 18	-8

Shooting By Period

1st FG% 6-23 26.1%
 3PT% 1-9 11.1%
 FT% 2-2 100%

2nd FG% 2-8 25.0%
 3PT% 6-23 26.1%
 FT% 11-16 68.8%

GM FG% 12-51 23.5%
 3PT% 3-22 13.6%
 FT% 13-18 72.2%

Dead Ball Rebounds: 3, 0

Technical Fouls: NONE

Points from	UVA	PRO
Biggest lead	18 (2nd 0:31)	3 (1st 18:15)
Best Scoring Run	13 (1st 10:36)	8 (2nd 10:49)
Lead Changes	1	
Times Tied	2	
Time with Lead	35:07	02:40



Official Basketball Box Score - Final
Lehigh at Virginia
 11/26/21 John Paul Jones Arena, Charlottesville
 UVA vs Lehigh Men's Basketball
 Game Time: 7:00 PM
 Game Duration: 1:43
 Attendance: 12,647

Lehigh - 43 Record: 1-5

NO. Name	Min	FG	3P	FT	Rebounds	Fouls	TP	AS	TO	ST	Blocks	+/-
		M/A	M/A	M/A	OR DR TOT	PF					BS BA	
1 Jessemil Wilson	F 24:03	4-8	0-0	0-0	0 4 4	0 2	8	1	2	0	0 3	-17
35 Dominic Parolin	C 18:00	2-4	0-0	0-0	2 3 5	0 0	4	0	1	1	0 0	-15
5 Evan Taylor	G 27:08	3-8	0-2	1-1	2 1 3	1 1	8	1	0	0	0 0	-16
11 Marques Wilson	G 29:30	2-8	1-3	0-0	0 2 2	1 1	5	1	1	1	0 1	-14
25 Ben Knostman	G 16:35	0-3	0-1	0-0	1 2 3	1 1	0	1	5	0	0 1	-7
44 Nic Lynch	22:13	2-3	0-0	0-0	1 1 2	2 2	4	0	1	0	2 0	-11
0 Jakob Alamudun	12:06	2-5	0-1	0-0	1 2 3	3 1	4	2	0	0	0 0	-4
15 Reed Fenton	16:17	1-4	1-3	0-0	0 4 4	0 0	3	0	1	0	0 0	-11
22 Tyler Whitney-Sidney	14:03	0-2	0-0	2-2	0 3 3	0 1	2	2	3	0	0 0	-15
13 Keith Higgins Jr.	05:16	0-1	0-0	0-0	1 1 0	1 0	0	0	0	0	0 0	1
2 Jake Bellow	09:22	1-3	1-3	0-0	1 1 1	0 3	1	1	1	0	0 0	4
20 Jayshen Saigal	01:49	1-1	0-0	0-0	1 0 1	0 0	2	1	0	0	0 0	5
21 Burke Chebuhar	01:49	0-1	0-1	0-0	0 0 0	0 0	0	0	0	0	0 0	5
42 JT Tan	01:49	0-0	0-0	0-0	0 0 0	0 0	0	0	0	0	0 0	5
Team					0 1 1	0	0	0	0	0	0 0	0
Totals		18-51	3-16	4-4	7 25 32	9 8	43	10	15	3	2 6	-18

Shooting By Period

1st FG% 8-24 33.3%
 3PT% 1-7 14.3%
 FT% 4-4 100%

2nd FG% 10-27 37.0%
 3PT% 2-9 22.2%
 FT% 0-0 0%

GM FG% 18-51 35.3%
 3PT% 3-16 18.8%
 FT% 4-4 100.0%

Dead Ball Rebounds: 0, 0

Virginia - 61 Record: 5-2

NO. Name	Min	FG	3P	FT	Rebounds	Fouls	TP	AS	TO	ST	Blocks	+/-
		M/A	M/A	M/A	OR DR TOT	PF					BS BA	
1 Jayden Gardner	F 24:39	3-8	0-0	2-3	1 7 8	0 2	8	0	2	0	0 0	10
21 Kadin Shedrick	F 20:29	4-4	0-0	0-0	2 3 5	3 0	8	1	1	1	3 0	12
0 Kihel Clark	G 25:39	5-7	1-1	0-0	0 2 2	0 0	11	7	2	1	0 0	20
2 Reece Beekman	G 30:08	4-9	1-1	1-2	2 3 5	0 2	10	4	1	4	1 1	20
4 Armaan Franklin	G 27:21	4-9	0-2	0-0	1 1 0	0 0	8	2	0	0	0 0	3
11 Malachi Poindexter	11:33	1-3	1-1	0-0	0 2 2	1 2	3	1	0	0	0 0	3
22 Francisco Caffaro	19:47	4-6	0-0	3-2	5 2 7	2 0	8	1	1	1	1 23	
24 Igor Milicic Jr.	12:43	1-5	1-3	0-0	0 2 2							



2021-22 BOX SCORES

2022-23 VIRGINIA MEN'S BASKETBALL



Official Basketball Box Score - Final
Pittsburgh at Virginia
12/09/21 John Paul Jones Arena, Charlottesville
UVA vs Pitt Men's Basketball

Game Time: 8:00 PM
Game Duration: 1:58
Attendance: 14,257

Officials: Lee Cassell, Jamie Luckie, Jeffrey Clark

Pittsburgh - 56

Record: 2-6 (0-1)

NO.	Name	Min	FG		3P		FT		Rebounds		Fouls		TP	AS	TO	ST	Blocks		+/-	
			M	A	M	A	O	D	O	R	O	P					P	F		B
15	Mouhammadou Gueye	F 25:41	2-6	1-2	3-4	2-4	6-3	2-2	8-1	1-1	0-2	2-3	8	1	1	0	2	2	3	3
23	John Hugley	F 35:24	2-11	1-5	7-8	1-2	3-4	4-6	12-1	2-0	0-0	0-0	0	0	0	0	0	0	0	2
24	William Juffress	F 34:45	2-3	2-2	0-0	2-4	6-1	0-0	6-2	1-1	1-1	0-0	0	0	0	0	0	0	0	0
11	Jamarius Burton	G 38:59	4-12	1-2	2-2	0-3	3-1	2-11	4-1	0-0	0-0	-1	0	0	0	0	0	0	0	-1
31	Oryebuchi Ezeakudo	G 28:54	3-6	2-4	0-0	1-2	3-2	1-8	1-2	0-0	0-0	0-0	0	0	0	0	0	0	0	0
3	Noah Collier	04:36	1-1	0-0	0-2	0-0	0-0	0-2	0-0	0-0	0-0	0-0	0	0	0	0	0	0	0	-3
5	Nate Santos	17:22	1-4	1-1	0-0	0-1	0-1	0-0	3-0	0-0	0-0	0-1	0	0	0	0	0	0	0	-1
4	Dan Oladapo	14:19	3-3	0-0	0-0	2-2	4-1	0-0	6-0	0-1	0-0	0-0	0	0	0	0	0	0	0	-4
Team			2	2	4	1	0	0	0	0	0	0	0	0	0	0	0	0	0	0
Totals			18-46	8-16	12-16	10	20	30	12	13	56	9	10	2	3	4	-1			

Technical Fouls: NONE

Virginia - 57

Record: 6-3 (1-0)

NO.	Name	Min	FG		3P		FT		Rebounds		Fouls		TP	AS	TO	ST	Blocks		+/-	
			M	A	M	A	O	D	O	R	O	P					P	F		B
1	Jayden Gardner	F 34:10	7-10	0-1	1-1	2-3	5-2	2-2	15-4	1-0	1-0	0-0	1	0	1	0	0	0	0	4
21	Kadin Shedrick	F 20:32	3-6	0-0	0-0	0-0	0-0	4-3	6-0	0-0	2-2	1-1	0	0	0	0	0	0	0	0
0	Kihel Clark	G 34:33	2-4	1-2	4-4	1-5	0-3	9-6	3-0	0-0	0-0	0-0	0	0	0	0	0	0	0	-7
2	Reece Beekman	G 33:52	0-5	0-4	0-0	1-2	3-0	1-0	6-0	0-1	0-0	0-0	0	0	0	0	0	0	0	-10
4	Armaan Franklin	G 31:18	5-14	0-6	0-0	2-1	3-2	1-10	1-0	0-0	0-0	0-0	0	0	0	0	0	0	0	0
22	Francisco Caffaro	17:16	3-4	0-0	0-0	2-2	5-1	6-0	1-1	0-0	0-0	0-0	0	0	0	0	0	0	0	0
10	Taine Murray	16:05	2-4	1-3	0-0	1-2	0-0	0-5	0-1	0-0	0-0	0-0	0	0	0	0	0	0	0	0
24	Igor Miličić Jr.	05:44	1-3	1-3	0-0	0-2	0-1	3-0	0-0	0-0	0-0	0-0	0	0	0	0	0	0	0	0
23	Kody Stattmann	06:30	1-2	1-2	0-0	0-0	0-0	0-3	1-0	0-0	0-0	0-0	0	0	0	0	0	0	0	0
Team			2	3	5	0	0	0	0	0	0	0	0	0	0	0	0	0	0	0
Totals			24-52	4-21	5-7	9	18	27	13	12	57	18	6	4	4	3	1			

Technical Fouls: NONE

Biggest lead	PIT		UVA		Points from Turnovers	PIT	UVA	Period by Period Scoring		
	1st	2nd	1st	2nd				TOT		
Best Scoring Run	4 (2 nd 14:40)	10 (1 st 4:26)	11 (2 nd 0:25)	9 (1 st 4:26)	Paint	18	30			
Lead Changes	14				Second Chance	13	13			
Times Tied	4				Fast Breaks	2	2			
Time with Lead	08:12	29:42			Bench	11	17			



Official Basketball Box Score - Final
Virginia at James Madison
12/07/21 Atlantic Union Bank Center, Harrisonburg
2021-22 Men's Basketball

Game Time: 6:30 PM
Game Duration: 1:58
Attendance: 8,439

Officials: Bill Covington, Jr., Tommy Morrissey, Tony Henderson

Virginia - 49

Record: 6-4

NO.	Name	Min	FG		3P		FT		Rebounds		Fouls		TP	AS	TO	ST	Blocks		+/-	
			M	A	M	A	O	D	O	R	O	P					P	F		B
1	Jayden Gardner	F 38:05	6-9	0-1	0-0	5-9	14-1	2-12	1-3	0-0	0-0	0-0	1	3	0	0	0	0	0	1
21	Kadin Shedrick	F 26:36	3-3	0-0	2-2	0-5	5-3	2-8	0-1	0-0	0-0	0-0	0	0	0	0	0	0	0	0
0	Kihel Clark	G 39:36	4-10	3-9	0-0	2-2	2-1	11-3	3-2	0-0	0-0	0-0	0	0	0	0	0	0	0	-3
2	Reece Beekman	G 34:37	1-5	1-2	2-2	1-4	5-2	1-5	4-2	0-0	0-0	0-0	0	0	0	0	0	0	0	0
4	Armaan Franklin	G 24:50	4-14	0-6	1-2	0-2	2-2	3-9	2-1	2-0	0-0	0-0	0	0	0	0	0	0	0	0
10	Taine Murray	12:08	0-4	0-4	1-2	0-1	1-0	2-1	1-0	0-0	0-0	0-0	0	0	0	0	0	0	0	-7
22	Francisco Caffaro	10:07	1-1	0-0	1-0	0-0	2-2	2-1	3-0	0-0	0-0	0-0	0	0	0	0	0	0	0	-3
33	Carson McCorkle	05:58	0-2	0-2	0-0	0-0	0-0	2-0	0-0	0-0	0-0	0-0	0	0	0	0	0	0	0	-9
23	Kody Stattmann	04:46	0-1	0-1	0-0	0-0	0-0	0-0	0-0	0-0	0-0	0-0	0	0	0	0	0	0	0	-5
24	Igor Miličić Jr.	03:17	0-1	0-1	0-0	0-0	0-0	0-0	0-0	0-0	0-0	0-0	0	0	0	0	0	0	0	-3
Team			0	0	0	0	0	0	0	0	0	0	0	0	0	0	0	0	0	0
Totals			19-50	4-26	7-10	6	25	31	14	13	49	11	11	2	4	0	-3			

Technical Fouls: NONE

James Madison - 52

Record: 8-2

NO.	Name	Min	FG		3P		FT		Rebounds		Fouls		TP	AS	TO	ST	Blocks		+/-	
			M	A	M	A	O	D	O	R	O	P					P	F		B
0	Justin Amadi	F 23:31	2-2	0-0	2-4	1-6	7-4	3-6	1-1	1-1	0-0	0-0	0	0	0	0	0	0	0	4
22	Julien Wooden	F 27:54	3-7	1-3	0-0	0-2	2-1	1-7	2-0	0-0	0-0	0-0	0	0	0	0	0	0	0	-5
4	Vado Morse	G 31:15	3-5	2-2	1-2	0-4	4-2	4-9	2-1	0-0	0-0	0-0	0	0	0	0	0	0	0	10
11	Charles Falden	G 26:16	3-8	1-4	0-2	0-5	5-2	2-7	0-0	0-0	0-0	0-0	0	0	0	0	0	0	0	6
15	Takal Molson	G 29:02	4-8	0-1	0-0	0-1	1-1	0-8	2-2	0-0	0-0	0-0	0	0	0	0	0	0	0	-2
10	Terrell Strickland	19:27	3-5	0-1	1-2	0-0	0-0	2-2	7-0	0-0	0-0	0-0	0	0	0	0	0	0	0	-4
14	Tyree Ihenacho	14:01	1-2	0-0	0-1	0-3	3-0	1-2	0-0	0-0	0-0	0-0	0	0	0	0	0	0	0	-4
25	Alonzo Sule	16:28	3-5	0-1	0-0	0-0	3-6	1-0	6-0	2-0	0-0	0-0	0	0	0	0	0	0	0	-1
5	Terrence Edwards	03:42	0-2	0-0	0-0	0-0	1-1	0-0	1-0	0-0	0-0	0-0	0	0	0	0	0	0	0	0
13	Jalen Hodge	08:23	0-3	0-1	0-0	0-0	0-0	0-0	0-0	0-0	0-0	0-0	0	0	0	0	0	0	0	0
Team			1	2	3	0	0	0	0	0	0	0	0	0	0	0	0	0	0	0
Totals			22-47	4-13	4-11	5	27	32	13	14	52	9	11	2	0	0	0	0	0	0

Technical Fouls: NONE

Biggest lead	UVA		JMU		Points from Turnovers	UVA	JMU	Period by Period Scoring		
	1st	2nd	TOT							
Best Scoring Run	8 (1 st 12:44)	13 (1 st 0:50)	10 (2 nd 3:50)	15 (1 st 0:50)	Paint	14	11			
Lead Changes	7				Second Chance	11	5			
Times Tied	3				Fast Breaks	0	0			
Time with Lead	10:14	26:37			Bench	4	15			



Official Basketball Box Score - Final
Fairleigh Dickinson at Virginia
12/18/21 John Paul Jones Arena, Charlottesville
UVA vs Fairleigh Dickinson Men's Basketball

Game Time: 2:00 PM
Game Duration: 1:44
Attendance: 13,197

Officials: Tim Cougherty, Justin Porterfield, Tim Cooper

Fairleigh Dickinson - 49

Record: 0-10

NO.	Name	Min	FG		3P		FT		Rebounds		Fouls		TP	AS	TO	ST	Blocks		+/-	
			M	A	M	A	O	D	O	R	O	P					P	F		B
14	Pier-Olivier Racine	F 20:58	2-5	0-0	0-0	3-1	4-1	0-0	4-0	0-0	0-0	0-0	0	0	0	0	0	0	0	0
32	John Square Jr.	F 22:21	1-6	0-1	0-0	3-1	4-2	0-0	2-1	0-0	0-0	0-0	0	0	0	0	0	0	0	0
0	Devon Dunn	G 26:58	1-3	4-10	2-2	0-2	0-2	16-1	2-0	0-										

2021-22 BOX SCORES



2022-23 VIRGINIA MEN'S BASKETBALL



Official Basketball Box Score - Final
Virginia at Syracuse
 01/02/22 Center Dome, Syracuse
 2021-22 Men's Basketball

Game Time: 8:00 PM
 Game Duration: 2:4
 Attendance: 17,29

Officials: Ron Groover, Jamie Luckie, Sean H.

NO.	Name	Min	FG			Rebounds			Fouls	TP	AS	TO	ST	Blocks		+/-									
			M	A	P	OR	DR	TOT						BS	BA										
1	Jayden Gardner	F 21:37	7	13	0	0	2	2	4	2	15	4	1	1	0	1	14								
21	Kadin Shedrick	F 31:00	5	8	0	0	3	4	7	11	3	5	12	0	0	2	1	1							
0	Kihel Clark	G 38:34	6	9	3	5	2	3	4	4	0	3	17	4	1	1	0	3							
2	Reece Beekman	G 32:25	1	2	0	0	1	3	4	4	1	2	5	1	2	0	0	15							
4	Armaan Franklin	G 34:46	7	15	3	9	0	0	3	3	4	0	17	2	2	2	1	2							
10	Taine Murray	G 13:54	3	5	1	3	0	0	1	1	0	7	1	0	0	0	0	-13							
22	Francisco Caffaro	G 09:00	0	1	0	0	0	0	0	0	1	0	0	1	0	0	0	4							
23	Kody Stattmann	G 18:44	1	4	0	2	2	2	1	1	4	1	0	0	2	1	-4								
Team			1			3			4			0			0										
Totals			30-57			7-20			7-10			9-24			33-17			74-22		9-8		5-6		5-5	

Shooting By Period	
1 st FG%	13-30 43.3%
2 nd FG%	17-27 63.0%
3 rd FG%	3-6 50.0%
FT%	4-6 66.7%
GM FG%	30-57 52.6%
3PT%	7-20 35.0%
FT%	7-10 70.0%

Technical Fouls: NONE

NO.	Name	Min	FG			Rebounds			Fouls	TP	AS	TO	ST	Blocks		+/-									
			M	A	P	OR	DR	TOT						BS	BA										
0	Jimmy Boehm	F 37:47	2	8	0	0	4	5	9	1	8	1	0	4	0	0	-8								
21	Cole Swider	F 30:19	3	12	2	8	0	4	2	6	1	1	8	3	2	1	0	-4							
14	Jesse Edwards	C 30:24	3	5	0	0	3	4	1	5	5	2	9	0	2	0	0	2							
11	Joseph Girard III	G 25:58	1	5	1	4	0	1	1	2	0	3	3	1	2	0	1	-8							
35	Buddy Boehm	G 40:00	7	17	5	11	8	9	0	4	3	5	27	5	3	0	2	-6							
5	Frank Anselm	G 09:25	0	0	0	0	0	1	1	0	0	0	0	0	0	0	0	-7							
10	Smyrn Torrence	G 10:04	1	1	0	0	0	0	1	0	0	0	2	2	0	0	0	4							
13	Benny Williams	G 12:05	0	2	0	0	0	1	4	0	1	2	0	0	0	0	1	2							
Team			5			16			0			2			0										
Totals			22-60			10-30			15-23			18-19			37-12			17-69		14-11		8-6		5-5	

Shooting By Period	
1 st FG%	9-25 36.0%
2 nd FG%	13-35 37.1%
3 rd FG%	5-15 33.3%
FT%	5-9 55.6%
GM FG%	22-60 36.7%
3PT%	10-30 33.3%
FT%	15-23 65.2%

Technical Fouls: NONE

Biggest lead	UVA	SYR	Points from		UVA	SYR	Period by Period Scoring		
			Turnovers	Paint			1st	2nd	TOT
12 (1 st 7:36)	2 (2 nd 19:29)		Paint	40	24	UVA	33	41	74
Best Scoring Run	9 (2 nd 6:29)	7 (2 nd 13:27)	Second Chance	7	16	SYR	33	36	69
Lead Changes	4		Fast Breaks	5	12	Bench	11	4	
Times Tied	4		Bench	11	4				
Time with Lead	37:08	00:39							

Official Basketball Box Score - Final
Virginia at Clemson
 01/04/22 Littlejohn Coliseum, Clemson
 2021-22 Men's Basketball

Game Time: 9:00 PM
 Game Duration: 2:01
 Attendance: 5,202

Officials: Brian Dorsey, Clarence Armstrong, Tom Morrissey

NO.	Name	Min	FG			Rebounds			Fouls	TP	AS	TO	ST	Blocks		+/-									
			M	A	P	OR	DR	TOT						BS	BA										
1	Jayden Gardner	F 34:09	7	11	0	0	5	5	3	8	2	2	0	0	0	2	12								
21	Kadin Shedrick	F 18:22	2	2	0	0	4	6	4	3	8	0	1	0	4	0	16								
0	Kihel Clark	G 38:21	3	9	2	5	0	0	1	3	4	1	0	0	0	0	10								
2	Reece Beekman	G 38:14	4	6	0	0	0	4	4	2	1	8	5	1	1	0	5								
4	Armaan Franklin	G 29:43	4	11	1	6	4	4	1	3	4	3	13	1	2	3	0	13							
22	Francisco Caffaro	G 18:41	3	3	0	0	2	2	2	2	2	8	0	0	0	0	-6								
10	Taine Murray	G 06:48	0	0	0	0	0	0	0	1	1	1	1	2	0	0	-2								
23	Kody Stattmann	G 13:42	2	4	1	3	0	0	1	1	2	1	0	0	0	0	2								
Team			0			0			0			0			1										
Totals			25-46			4-14			21-24			6-22			28-17			75-12		9-4		4-2		10-10	

Shooting By Period	
1 st FG%	13-21 61.9%
2 nd FG%	12-25 48.0%
3 rd FG%	3-8 37.5%
FT%	12-15 80%
GM FG%	25-46 54.3%
3PT%	4-14 28.6%
FT%	21-24 87.5%

Technical Fouls: NONE

NO.	Name	Min	FG			Rebounds			Fouls	TP	AS	TO	ST	Blocks		+/-							
			M	A	P	OR	DR	TOT						BS	BA								
5	Hunter Tyson	F 30:05	5	8	1	3	4	6	9	3	4	15	2	2	1	2	1	-5					
24	PJ Hall	F 29:45	5	16	3	7	0	0	3	3	2	1	13	3	1	0	0	-10					
2	Al-Amir Dawes	G 34:41	3	6	2	5	0	0	0	2	3	8	1	2	0	0	0	-13					
4	Nick Honor	G 28:50	4	5	2	2	1	2	0	0	1	2	11	4	2	1	0	0					
13	David Collins	G 25:38	5	9	0	1	4	7	0	3	3	6	14	3	0	1	0	-12					
3	Chass Hunter	G 14:22	0	2	0	0	0	0	0	0	0	2	0	0	0	0	0	-2					
12	Alex Homenway	G 16:29	1	1	1	1	0	0	0	2	2	2	0	3	1	0	0	-7					
23	Naz Bohannon	G 12:37	0	2	0	0	0	0	1	2	2	0	2	2	0	0	0	-5					
1	Ian Schiefelin	G 07:33	0	1	0	0	0	0	0	1	1	1	1	0	0	0	0	0					
Team			2			4			0			0			0								
Totals			23-50			9-20			10-16			6-17			23-18			17-9		4-2		4-10	

Shooting By Period	
1 st FG%	14-25 56.0%
2 nd FG%	9-25 36.0%
3 rd FG%	4-11 36.4%
FT%	6-9 66.7%
GM FG%	23-50 46.0%
3PT%	9-20 45.0%
FT%	10-16 62.5%

Technical Fouls: NONE

Biggest lead	UVA	CLE	Points from		UVA	CLE	Period by Period Scoring		
			Turnovers	Paint			1st	2nd	TOT
10 (2 nd 0:24)	3 (1 st 9:31)		Paint	8	11	UVA	36	39	75
Best Scoring Run	10 (1 st 6:15)	10 (1 st 1:39)	Second Chance	10	4	CLE	37	28	65
Lead Changes	15		Fast Breaks	2	3				
Times Tied	15		Bench	15	4				
Time with Lead	23:14	08:51							



Official Basketball Box Score - Final
Virginia at North Carolina
 01/08/22 Smith Center, Chapel Hill
 2021-22 Men's Basketball

Game Time: 1:00 PM
 Game Duration: 1:44
 Attendance: 20,638

Officials: Bert Smith, Roger Ayers, A.J. Desai

NO.	Name	Min	FG			Rebounds			Fouls	TP	AS	TO	ST	Blocks		+/-							
			M	A	P	OR	DR	TOT						BS	BA								
1	Jayden Gardner	F 33:59	5	10	0	0	3	4	7	1	3	10	0	1	0	1	-18						
21	Kadin Shedrick	F 17:23	0	1	0	0	0	2	2	0	1	0	0	1	2	0	-12						
0	Kihel Clark	G 35:01	3	11	2	4	1	2	7	1	1	9	2	2	1	1	-12						
2	Reece Beekman	G 37:22	6	12	1	3	0	1	0	1	0	13	4	2	3	1	-25						
4	Armaan Franklin	G 28:44	5	10	1	2	1	2	3	1	12	2	1	0	1	0	-4						
23	Kody Stattmann	G 18:39	2	6	2	2	0	1	1	2	1	0	6	1	1	0	-5						
10	Taine Murray	G 04:46	0	1	0	0	0	1	1	2	1	0	0	0	0	0	-5						
22	Francisco Caffaro	G 19:08	1	2	0	0	0	0	4	1	2	0	2	0	1	0	-11						
33	Carson McCorkle	G 03:43	2	2	0	0	0	0	1	0	4	1	1	0	0	0	2						
24	Igor Milicic Jr.	G 01:35	1	1	0	0	0	0	0	0	0	0	0	0	0	0	7						
Team			1			2			0			0			0								
Totals			25-56			11-24			7-21			28-14			8-58			10-10		5-7		4-16	

Shooting By Period	
1 st FG%	14-29 48.3%
2 nd FG%	3-9 33.3%
FT%	1-2 50%
GM FG%	14-30 46.7%
3PT%	4-5 80.0%
FT%	1-2 50%
GM FG%	25-56 44.6%
3PT%	6-12 50.0%
FT%	2-4 50.0%



2021-22 BOX SCORES

2022-23 VIRGINIA MEN'S BASKETBALL



Official Basketball Box Score - Final
Wake Forest at Virginia
01/15/22 John Paul Jones Arena, Charlottesville
Virginia vs Wake Forest Men's Basketball

Game Time: 4:30 PM
Game Duration: 1:50
Attendance: 13,804

Officials: Bill Covington, Jr., Tony Henderson, Lamar Simpson

Wake Forest - 63

Record: 14-4 (3-3)

NO.	Name	Min	FG		3P		FT		Rebounds		Fouls		TP	AS	TO	ST	Blocks		+/-
			M/A	A	M/A	A	M/A	A	OR	DR	OR	DR					PF	FD	
1	Isaiiah Mucius	F	34:18	4-9	2-5	2-2	2	6	8	3	2	12	0	0	2	1	1	18	
13	Dallas Walton	C	31:14	3-7	0-1	1-2	1	4	5	0	3	7	1	1	0	2	0	-4	
0	Jake LaRavia	G	32:08	6-11	0-3	3-5	1	3	4	2	3	15	1	2	2	1	1	8	
4	Davien Williamson	G	34:06	4-8	3-5	1-1	2	2	4	0	2	12	1	0	0	0	0	18	
31	Alondra Williams	G	35:02	5-12	0-3	4-4	5	3	8	3	3	14	4	8	1	0	2	21	
20	Khadim Sy	G	21:06	1-2	1-1	0-0	1	2	3	2	0	3	0	0	1	0	0	-4	
11	Carter Whitt	05:54	0-1	0-0	0-0	0	1	1	1	0	0	0	0	0	0	0	-10		
2	Cameron Hildreth	03:31	0-1	0-0	0-0	0	0	1	0	0	0	0	0	0	0	0	-10		
25	Rory McCray	02:41	0-0	0-0	0-0	0	0	0	0	0	0	0	0	0	0	0	-5		
Team																			
Totals			23:51	6:18	11:14	13	22	35	12	14	63	7	13	6	4	5	8		

Shooting By Period	
1st FG%	10-27 37.0%
3PT%	4-10 30.0%
FT%	3-5 60%
2nd FG%	13-24 54.2%
3PT%	3-8 37.5%
FT%	7-9 77.8%
GM FG%	23-51 45.1%
3PT%	6-18 33.3%
FT%	11-14 78.6%

Dead Ball Rebounds: 2, 0

Technical Fouls: NONE

Virginia - 55

Record: 10-7 (3-3)

NO.	Name	Min	FG		3P		FT		Rebounds		Fouls		TP	AS	TO	ST	Blocks		+/-
			M/A	A	M/A	A	M/A	A	OR	DR	OR	DR					PF	FD	
1	Jayden Gardner	F	26:45	3-14	0-0	3-4	1	1	4	2	9	0	2	0	0	0	0	-18	
22	Francisco Caffaro	C	24:19	2-9	0-0	1-3	3	3	6	2	3	5	1	0	1	0	0	8	
0	Kiheel Clark	G	21:55	1-4	0-2	0-1	1	4	5	3	0	2	4	2	1	0	0	-10	
2	Reece Beekman	G	38:53	3-8	0-0	0-0	0	0	0	1	2	6	7	2	5	2	1	0	-10
4	Armaan Franklin	G	35:36	7-11	3-5	1-2	2	1	3	1	2	18	3	3	1	0	0	-2	
21	Kadin Shedrick	18:51	1-3	0-0	2-2	1-4	5	2	1	4	1	0	2	2	0	0	-14		
23	Kody Stattmann	24:22	4-8	2-4	1-1	0	2	2	1	2	11	1	1	0	0	1	-5		
24	Igor Milicic Jr.	09:19	0-1	0-1	0-0	0	0	0	0	0	0	0	0	0	0	1	0	11	
Team																			
Totals			21:58	5:13	8:12	15	16	31	14	12	55	17	11	10	5	4	-8		

Shooting By Period	
1st FG%	10-30 33.3%
3PT%	4-7 57.1%
FT%	5-6 83.3%
2nd FG%	11-28 39.3%
3PT%	1-6 16.7%
FT%	3-6 50%
GM FG%	21-58 36.2%
3PT%	5-13 38.5%
FT%	8-12 66.7%

Dead Ball Rebounds: 4, 0

Technical Fouls: NONE

Biggest lead		WFO	UVA
		8 (2nd 0:33)	9 (1st 6:15)
Best Scoring Run		13 (2nd 4:18)	10 (1st 8:10)
Lead Changes		3	
Times Tied		5	9
Time with Lead		11:44	23:45

Points from Turnovers		WFO	UVA
		11	15
Paint		32	22
Second Chance		17	12
Fast Breaks		6	9
Bench		3	15

Period by Period Scoring			
	1st	2nd	TOT
WFO	27	36	63
UVA	29	26	55



Official Basketball Box Score - Final
Virginia at Pitt
01/15/22 Petersen Events Center, Pittsburgh, PA
2021-22 Men's Basketball

Game Time: 9:00 PM
Game Duration: 2:09
Attendance: 7,565

Officials: Brian Dorsey, Doug Show, Pat Adams

Virginia - 66

Record: 11-7 (5-3)

NO.	Name	Min	FG		3P		FT		Rebounds		Fouls		TP	AS	TO	ST	Blocks		+/-
			M/A	A	M/A	A	M/A	A	OR	DR	OR	DR					PF	FD	
1	Jayden Gardner	F	35:29	5-9	0-0	4-5	2	2	4	4	14	3	1	0	0	0	0	8	
22	Francisco Caffaro	C	23:30	2-3	0-0	0-1	2	3	5	5	4	4	1	1	1	0	1	12	
0	Kiheel Clark	G	34:13	2-8	1-6	2-2	0	3	3	1	3	7	6	0	0	0	0	11	
2	Reece Beekman	G	38:13	8-11	3-5	0-0	2	1	3	2	1	19	8	2	1	2	0	3	
4	Armaan Franklin	G	25:41	3-9	0-2	0-1	0	2	2	1	1	6	1	2	1	0	0	-3	
23	Kody Stattmann	27:01	1-8	0-4	2-2	0	1	1	1	2	4	0	1	0	0	0	2	2	
21	Kadin Shedrick	15:53	6-6	0-0	0-1	2	1	3	5	2	12	2	0	2	0	2	0	-8	
Team																			
Totals			27:54	4:17	8:12	11	14	25	19	17	66	19	9	3	4	3	5		

Shooting By Period	
1st FG%	12-29 41.4%
3PT%	2-3 66.7%
FT%	15-25 60.0%
2nd FG%	15-25 60.0%
3PT%	1-7 14.3%
FT%	6-9 66.7%
GM FG%	27-54 50.0%
3PT%	4-17 23.5%
FT%	8-12 66.7%

Dead Ball Rebounds: 0, 0

Technical Fouls: NONE

Pitt - 61

Record: 7-11 (2-5)

NO.	Name	Min	FG		3P		FT		Rebounds		Fouls		TP	AS	TO	ST	Blocks		+/-
			M/A	A	M/A	A	M/A	A	OR	DR	OR	DR					PF	FD	
15	Mouhammadou Gueye	F	24:46	3-6	0-2	2-2	1	5	6	4	1	8	1	0	1	1	0	9	
23	John Hugley	F	35:02	7-14	1-2	8-9	1	6	7	3	9	23	0	7	0	0	2	-15	
2	Femi Odukale	G	31:07	3-7	0-0	4-5	1	2	3	4	10	3	0	0	0	1	2		
11	Jamarion Burton	G	40:00	4-7	0-0	4-6	0	4	4	2	4	12	1	0	1	0	0	-5	
31	Onyebuchi Ezeakudo	G	31:30	0-0	0-0	0-0	0	0	0	1	0	0	3	1	1	0	0	-12	
24	William Jaffress	13:47	0-1	0-1	0-0	0	1	1	2	0	0	0	0	1	0	0	0	7	
3	Noah Collier	04:58	1-2	0-0	0-0	0	2	2	1	0	2	0	1	0	0	0	0	10	
4	Dan Osladapo	10:14	2-2	0-0	0-0	2	0	2	0	1	4	0	1	1	0	0	0	-16	
5	Nate Santos	08:36	1-3	0-1	0-0	0	0	0	1	0	1	2	0	0	0	0	0	1	-5
Team																			
Totals			21:42	1:46	18:22	9	20	29	17	19	61	8	15	3	3	4	-5		

Shooting By Period	
1st FG%	9-18 50.0%
3PT%	1-4 25.0%
FT%	6-7 85.7%
2nd FG%	12-24 50.0%
3PT%	0-2 0.0%
FT%	12-14 85.7%
GM FG%	21-42 50.0%
3PT%	1-6 16.7%
FT%	15-22 68.2%

Dead Ball Rebounds: 2, 0

Technical Fouls: NONE

Biggest lead		UVA	Pitt
		10 (2nd 7:29)	5 (1st 3:32)
Best Scoring Run		10 (1st 1:12)	6 (1st 3:32)
Lead Changes		10	
Times Tied		6	
Time with Lead		28:52	08:00

Points from Turnovers		UVA	Pitt
		21	11
Paint		36	30
Second Chance		13	13
Fast Breaks		0	6
Bench		16	8

Period by Period Scoring			
	1st	2nd	TOT
UVA	29	37	66
Pitt	25	36	61



Official Basketball Box Score - Final
Virginia at NC State
01/22/22 PNC Arena, Raleigh
2021-22 Men's Basketball

Game Time: 4:00 PM
Game Duration: 1:43
Attendance: 12,811

Officials: Jamie Luckie, Pat Driscoll, Brent Hampton

Virginia - 63

Record: 11-8 (5-4)

NO.	Name	Min	FG		3P		FT		Rebounds		Fouls		TP	AS	TO	ST	Blocks		+/-
			M/A	A	M/A	A	M/A	A	OR	DR	OR	DR					PF	FD	
1	Jayden Gardner	F	34:32	5-12	0-0	3-3	1	2	3	2	2	13	3	3	0	0	0	-17	
22	Francisco Caffaro	C	22:59	1-2	0-0	0-2	2	6	8	1	1	2	0	0	0	0	0	-15	
0	Kiheel Clark	G	36:25	2-7	2-3	0-0	1	1	0	2	6	6	2	1	0	1	10	-10	
2	Reece Beekman	G	30:05	4-9	2-3	2-2	1	3	3	1	12	2	1	3	0	1	-21		
4	Armaan Franklin	G	32:28	4-10	4-7	2-2	0	0	2	2	14	2	1	0	0	0	-23		
23	Kody Stattmann	14:54	3-4	2-2	0-0	3	0	3	0	0	8	2	2	0	0	0	1		
21	Kadin Shedrick	17:01	4-8	0-0	0-0	3	1	4	2	1	8	0	1	0	3	1	1		
10	Taine Murray	08:02	0-3	0-2	0-0	2	0	2	0	0	0	0	0	1	0	0	4		
24	Igor Milicic Jr.	01:47	0-0	0-0	0-0	0	0	0	0	0	0	0	0	0	0	0	5		
33	Carson McCorkle	01:47	0-0	0-0	0-0	0	0	0	0	0	0	0	0	0	0	0	5		
Team																			
Totals			23:55	10:17	7:9	14	14	28	10	9	63	16	10	5	3	4	-14		

Shooting By Period	
1st FG%	13-26 50.0%
3PT%	5-7 71.4%
FT%	1-3 33.3%
2nd FG%	10-29 34.5%
3PT%	5-10 50.0%
FT%	6-6 100%
GM FG%	23-55 41.8%
3PT%	10-13 76.9%
FT%	7-9 77.8%

Dead Ball Rebounds: 1, 1

Technical Fouls: NONE

NC State - 77

Record: 10-10 (3-6)

NO.	Name	Min	FG		3P		FT		Rebounds		Fouls	
-----	------	-----	----	--	----	--	----	--	----------	--	-------	--

2021-22 BOX SCORES



2022-23 VIRGINIA MEN'S BASKETBALL



Official Basketball Box Score - Final
Virginia at Notre Dame
 01/29/22 Purcell Pavilion at the Joyce Center, Notre Dame
 2021-22 Men's Basketball

Game Time: 6:00 PM
 Game Duration: 2:11
 Attendance: 8,495

Officials: Brian Dorsey, Raymie Styons, Jeff Pon

Virginia - 65		Record: 12-9 (6-5)															
NO.	Name	Min	FG	3P	FT	Rebounds	Fouls	TP	AS	TO	ST	Blocks	+/-				
			M/A	M/A	M/A	OR	DR	PF	FD			BS	BA				
1	Jayden Gardner	F	37:22	10-17	0-0	2-2	5	10	4	1	22	1	0	2	0	2	2
22	Francisco Caffaro	C	28:20	5-9	0-0	1-2	2	10	12	3	11	1	2	2	0	1	1
0	Kheil Clark	G	37:28	4-8	1-5	3-6	0	3	3	3	12	6	3	1	0	0	-9
2	Reece Beekman	G	38:38	5-10	1-3	2-2	0	2	2	2	1	13	1	0	3	1	-1
4	Armaan Franklin	G	31:45	2-11	1-5	0-0	0	4	4	1	0	5	2	3	1	1	-5
10	Taine Murray	G	01:22	0-0	0-0	0-0	0	0	0	0	1	0	0	0	0	0	-3
23	Kadin Shedrick	G	10:35	1-1	0-0	0-0	3	1	4	2	2	1	1	0	0	0	-5
23	Kody Stattmann	G	14:30	0-3	0-1	0-0	0	1	1	3	0	0	0	0	0	0	0
Team							2	1	3	0	0	1	0	0	0	0	0
Totals			27:59	3-14	8-12	12	27	39	19	8	65	12	10	7	2	5	-4

Shooting By Period	
1 st FG%	10-29 34.5%
3PT%	2-10 20.0%
FT%	5-6 83.3%
2 nd FG%	17-30 56.7%
3PT%	1-4 25.0%
FT%	3-6 50%
GM FG%	27-59 45.8%
3PT%	3-14 21.4%
FT%	8-12 66.7%

Dead Ball Rebounds: 2.0

Technical Fouls: NONE

Notre Dame - 69		Record: 14-6 (7-2)															
NO.	Name	Min	FG	3P	FT	Rebounds	Fouls	TP	AS	TO	ST	Blocks	+/-				
			M/A	M/A	M/A	OR	DR	PF	FD			BS	BA				
14	Nate Laszewski	F	26:04	5-8	3-5	3-5	1	5	6	2	5	16	0	0	2	1	1
20	Paul Atkinson Jr.	F	33:49	7-12	0-0	0-1	1	8	9	1	1	14	3	1	1	2	0
0	Blake Wesley	G	35:27	2-11	2-7	8-11	1	2	3	2	7	14	7	2	1	0	1
3	Prenitts Hubb	G	35:49	2-5	1-3	2-2	0	1	1	2	2	7	3	0	1	2	0
23	Dane Goodwin	G	37:27	5-9	4-6	2-3	0	2	2	1	2	16	2	2	1	0	2
2	Trey Wertz	G	14:12	0-0	0-0	0-0	1	1	1	0	1	1	1	0	0	0	2
5	Cormac Ryan	G	15:12	1-3	0-2	0-0	0	3	3	0	1	2	0	1	0	0	-5
Team							1	0	1	0	0	1	0	0	0	0	0
Totals			22:47	10-23	15-22	4	22	26	8	19	69	16	8	6	5	2	4

Shooting By Period	
1 st FG%	4-13 30.8%
3PT%	1-11 9.1%
FT%	6-10 60%
2 nd FG%	10-24 41.7%
3PT%	6-12 50.0%
FT%	9-12 75%
GM FG%	22-47 46.8%
3PT%	10-23 43.5%
FT%	15-22 68.2%

Dead Ball Rebounds: 1.0

Technical Fouls: NONE

Biggest lead		UVA	UND
4 (1 st 18:53)		15 (2 nd 11:50)	
Best Scoring Run		8 (2 nd 8:18)	7 (1 st 5:03)
Lead Changes		1	
Times Tied		3	
Time with Lead		03:21	34:42

Points from Turnovers		UVA	UND
13		15	
Paint		38	24
Second Chance		14	0
Fast Breaks		4	12
Bench		2	2

Period by Period Scoring		1st	2nd	TOT
UVA		27	38	65
UND		34	35	69



Official Basketball Box Score - Final
Boston College at Virginia
 02/01/22 John Paul Jones Arena, Charlottesville
 Virginia vs Boston College Men's Basketball

Game Time: 6:00 PM
 Game Duration: 2:34
 Attendance: 12,947

Officials: Ron Grover, Bert Smith, AJ Desai

Boston College - 55		Record: 9-12 (4-7)															
NO.	Name	Min	FG	3P	FT	Rebounds	Fouls	TP	AS	TO	ST	Blocks	+/-				
			M/A	M/A	M/A	OR	DR	TOT	PF	FD		BS	BA				
1	T.J. Bickerstaff	F	21:39	2-4	0-1	0-0	3	5	8	4	1	4	0	1	0	1	-10
33	James Karnik	C	32:52	7-10	0-1	2-2	0	5	5	5	3	16	2	1	1	0	0
3	Jaeden Zackery	G	32:44	1-6	1-5	4-4	1	2	3	2	2	7	0	1	0	0	-7
5	DeMar Langford	G	33:09	4-7	1-2	2-2	1	4	5	3	3	11	2	1	1	0	-12
11	Makai Ashton-Langford	G	33:26	2-9	1-4	2-2	0	1	1	3	5	7	2	4	0	0	-6
12	Quinten Post	G	14:24	1-3	0-0	0-0	0	1	2	3	4	0	2	1	2	1	-1
24	Gianni Thompson	05:11	0-0	0-0	0-0	0	0	0	0	0	0	0	0	0	0	0	-8
51	Brevin Galloway	23:14	2-8	2-7	2-2	0	0	0	0	2	8	0	1	1	0	2	-4
4	Kanye Jones	03:21	0-1	0-1	0-0	0	0	0	0	0	0	0	0	0	0	0	-5
Team							1	0	1	0	0	0	2				
Totals			19:47	5-21	12-12	7	19	26	21	16	55	7	14	3	3	4	-12

Shooting By Period	
1 st FG%	9-22 40.9%
3PT%	4-4 100%
FT%	10-25 40.0%
2 nd FG%	2-10 20.0%
3PT%	8-8 100%
FT%	19-47 40.4%
GM FG%	5-21 23.8%
FT%	12-12 100.0%

Dead Ball Rebounds: 1.0

Technical Fouls: NONE

Virginia - 67		Record: 13-9 (7-5)															
NO.	Name	Min	FG	3P	FT	Rebounds	Fouls	TP	AS	TO	ST	Blocks	+/-				
			M/A	M/A	M/A	OR	DR	TOT	PF	FD		BS	BA				
1	Jayden Gardner	F	34:50	5-13	0-0	7-7	2	3	5	3	5	17	3	0	1	0	1
22	Francisco Caffaro	C	14:21	1-2	0-0	2-2	0	1	1	2	4	4	0	2	1	0	0
0	Kheil Clark	G	34:36	4-7	1-2	10-10	0	6	6	4	5	19	0	3	0	0	0
2	Reece Beekman	G	37:03	0-3	0-0	0-0	0	1	1	1	0	0	7	2	2	1	1
4	Armaan Franklin	G	26:35	5-10	2-4	0-0	0	3	3	4	1	12	0	1	0	0	1
21	Kadin Shedrick	G	30:49	4-7	0-0	5-8	4	4	8	2	7	13	0	2	1	1	1
23	Kody Stattmann	G	21:46	0-1	0-1	2-2	1	1	2	1	1	2	0	1	3	2	0
Team							0	1	1	0	0	0	0	0	0	0	0
Totals			19:43	3-7	26-29	7	20	27	16	21	67	10	9	4	3	12	0

Shooting By Period	
1 st FG%	10-23 43.5%
3PT%	2-4 50.0%
FT%	8-8 100%
2 nd FG%	9-20 45.0%
3PT%	1-3 33.3%
FT%	18-21 85.7%
GM FG%	19-43 44.2%
3PT%	3-7 42.9%
FT%	26-29 89.7%

Dead Ball Rebounds: 0.0

Technical Fouls: NONE

Biggest lead		BCE	UVA
7 (1 st 15:10)		15 (2 nd 14:41)	
Best Scoring Run		7 (1 st 15:10)	8 (2 nd 17:33)
Lead Changes		9	9
Times Tied		4	
Time with Lead		09:18	28:07

Points from Turnovers		BCE	UVA
20		20	
Paint		24	24
Second Chance		9	9
Fast Breaks		7	5
Bench		10	15

Period by Period Scoring		1st	2nd	TOT
BCE		25	30	55
UVA		30	37	67



Official Basketball Box Score - Final
Miami (FL) at Virginia
 02/05/22 John Paul Jones Arena, Charlottesville
 Virginia vs Miami (FL) Men's Basketball

Game Time: 5:00 PM
 Game Duration: 1:39
 Attendance: 10,089

Officials: Jamie Luckie, Brent Hampton, Jerry Heater

Miami (FL) - 58		Record: 16-7 (8-4)															
NO.	Name	Min	FG	3P	FT	Rebounds	Fouls	TP	AS	TO	ST	Blocks	+/-				
			M/A	M/A	M/A	OR	DR	TOT	PF	FD		BS	BA				
21	Sam Wazardenburg	F	35:35	3-5	0-2	0-0	0	5	5	2	3	6	2	3	1	1	0
2	Isiah Wong	G	34:54	9-13	0-3	0-0	1	4	5	0	2	6	1	0	0	0	-15
3	Charlie Moore	G	35:51	8-13	1-4	0-0	1	0	1	2	0	17	2	4	1	0	-7
11	Jordan Miller	G	31:11	1-4	0-2	0-0	2	2	2	1	2	4	1	7	0	0	-21
23	Kameron McGusty	G	33:36	9-13	3-5	0-0	1	1	3	1	21	0	4	0	2	0	0
1	Anthony Walker	G	11:38	0-1	0-1	0-0	0	3	3	0	0	4	0	2	0	0	-2
4	Bensley Joseph	G	11:23	1-2	0-0	0-0	1	0	1	1	1	2	1	2	1	0	-2
55	Wooga Poplar	G	04:16	1-2	0-0	0-0	0	0	0	0	0	2	0	0	0	0	-4
22	Deng Gak	G	01:														



2021-22 BOX SCORES

2022-23 VIRGINIA MEN'S BASKETBALL



Official Basketball Box Score - Final
Georgia Tech at Virginia
02/12/22 John Paul Jones Arena, Charlottesville
Virginia vs Georgia Tech Women's Basketball

Game Time: 4:00 PM
Game Duration: 1:53
Attendance: 14,253

Officials: Bert Smith, Clarence Armstrong, Tim Corner

Georgia Tech - 53

Record: 10-14 (3-10)

NO.	Name	Min	FG			3P			FT			Rebounds		Fouls		TP	AS	TO	ST	Blocks		+/-	
			M	A	%	M	A	%	M	A	%	OR	DR	PF	FD					BS	BA		
4	Jordan Usher	F	36:27	3	8	37.5	1	3	33.3	4	5	80.0	5	5	4	3	11	5	3	3	1	1	-3
12	Khalid Moore	F	16:26	0	3	0.0	0	1	0.0	1	2	50.0	1	1	1	1	0	0	0	0	2	1	-6
23	Jordan Meke	C	09:37	1	2	50.0	0	0	0.0	0	0	0.0	1	0	2	0	0	0	0	0	0	1	-6
0	Michael Dwyer	G	37:12	6	15	40.0	3	8	37.5	3	3	100.0	2	4	17	4	3	2	0	1	1	1	34
1	Kyle Sturdivant	G	22:34	1	3	33.3	0	0	0.0	3	3	100.0	2	2	0	0	0	0	0	0	0	0	-5
5	Devon Smith	F	17:26	4	5	80.0	0	0	0.0	1	2	50.0	3	1	8	0	0	0	0	0	0	0	-6
23	Dallan "Deebo" Coleman	F	23:34	0	2	0.0	0	0	0.0	2	2	100.0	3	0	0	2	1	1	1	1	1	1	-9
24	Rodney Howard	F	29:30	5	7	71.4	0	0	0.0	2	3	66.7	4	0	10	3	3	0	0	0	0	0	-7
13	Miles Kelly	F	04:50	1	1	100.0	0	0	0.0	0	0	0.0	0	0	2	0	0	0	0	0	0	0	-4
14	Jalon Moore	F	02:24	0	0	0.0	0	0	0.0	0	0	0.0	1	0	0	0	0	0	0	0	0	0	-5
Team												1		0		3							
Totals			21-46			4-12			7-10			5-19		24-11		53-12		15-7		2-7		-10	

Shooting By Period	
1 st FG%	8-19 42.1%
3PT%	1-3 33.3%
FT%	2-3 66.7%
2 nd FG%	13-27 48.1%
3PT%	3-9 33.3%
FT%	5-7 71.4%
GM FG%	21-46 45.7%
3PT%	4-12 33.3%
FT%	7-10 70.0%

Dead Ball Rebounds: 2.0

Technical Fouls: NONE

Virginia - 63

Record: 16-9 (10-5)

NO.	Name	Min	FG			3P			FT			Rebounds		Fouls		TP	AS	TO	ST	Blocks		+/-		
			M	A	%	M	A	%	M	A	%	OR	DR	PF	FD					BS	BA			
1	Jayden Gardner	F	36:44	10	19	52.6	0	0	0.0	6	6	100.0	4	3	7	1	7	26	2	0	1	3	11	
22	Francisco Caffaro	C	21:54	1	2	50.0	0	0	0.0	4	4	100.0	0	3	6	0	0	0	0	0	0	0	0	2
0	Kihel Clark	G	35:55	4	9	44.4	0	4	0.0	4	4	100.0	3	3	4	3	1	1	0	0	0	0	0	13
2	Reece Beekman	G	22:38	0	2	0.0	0	0	0.0	3	3	100.0	3	4	3	1	1	0	0	0	0	0	0	0
4	Armaan Franklin	G	34:51	2	10	20.0	0	5	0.0	0	0	0.0	4	1	5	1	3	1	1	0	0	0	2	
21	Kadin Shedrick	F	18:06	0	1	0.0	0	0	0.0	2	3	66.7	2	1	2	0	0	0	0	0	0	0	0	8
23	Kody Stattmann	F	19:09	2	6	33.3	0	0	0.0	2	2	100.0	5	2	1	1	0	0	0	0	0	0	1	
11	Malachi Poindexter	F	10:43	0	1	0.0	0	0	0.0	1	0	0.0	1	0	1	0	0	0	0	0	0	0	0	
Team												2		2		4								
Totals			19-49			4-18			21-23			11-21		11-19		63-11		10-6		7-2		10		

Shooting By Period	
1 st FG%	10-22 45.5%
3PT%	2-10 20.0%
FT%	10-11 90.9%
2 nd FG%	9-27 33.3%
3PT%	2-8 25.0%
FT%	11-12 91.7%
GM FG%	19-49 38.8%
3PT%	4-18 22.2%
FT%	21-23 91.3%

Dead Ball Rebounds: 2.0

Technical Fouls: NONE

Biggest lead

GAT 0 (1st 20:00) UVA 17 (1st 1:48)

Best Scoring Run

11 (2nd 17:32) 12 (1st 11:19)

Lead Changes

0

Times Tied

1

Time with Lead

00:00 36:48

Points from Turnovers

GAT 13 UVA 19

Paint

30 20

Second Chance

6 12

Fast Breaks

7 2

Bench

20 7

Period by Period Scoring

1st 2nd TOT

GAT 19 34 53

UVA 32 31 63



Official Basketball Box Score - Final
Virginia at Miami (FL)
02/19/22 Watson Center, Coral Gables, Fla.
2021-22 Men's Basketball

Game Time: 5:00 PM
Game Duration: 1:57
Attendance: 5,596

Officials: Ted Valentine, Jeffrey Clark, Earl Walton

Virginia - 74

Record: 17-10 (11-6)

NO.	Name	Min	FG			3P			FT			Rebounds		Fouls		TP	AS	TO	ST	Blocks		+/-		
			M	A	%	M	A	%	M	A	%	OR	DR	PF	FD					BS	BA			
1	Jayden Gardner	F	36:33	9	14	64.3	0	0	0.0	5	7	71.4	2	4	23	2	2	0	3	0	2	0	21	
22	Francisco Caffaro	C	09:37	1	3	33.3	0	0	0.0	2	1	20.0	1	0	2	0	0	0	0	0	0	0	0	-11
0	Kihel Clark	G	38:39	5	13	38.5	0	2	0.0	2	2	100.0	3	7	15	3	0	0	0	0	0	0	1	
2	Reece Beekman	G	37:45	2	5	40.0	0	4	0.0	1	3	33.3	6	7	4	0	0	1	3	0	0	0	1	
4	Armaan Franklin	G	16:08	2	5	40.0	1	3	33.3	0	0	0.0	3	1	5	0	1	0	0	0	0	0	2	
21	Kadin Shedrick	F	30:23	3	5	60.0	0	0	0.0	7	9	77.8	2	11	13	4	0	1	1	1	1	1	14	
23	Kody Stattmann	F	26:44	3	5	60.0	1	2	50.0	0	0	0.0	1	1	8	1	0	0	0	0	0	0	9	
11	Malachi Poindexter	F	01:26	0	0	0.0	0	0	0.0	1	1	100.0	0	0	0	0	0	0	0	0	0	0	2	
33	Carson McCorkle	F	02:45	0	1	0.0	0	0	0.0	0	0	0.0	1	0	1	0	0	0	0	0	0	0	-7	
Team												2		2		0								
Totals			25-51			5-16			19-25			8-28		36-15		74-17		11-6		2-3		3		

Shooting By Period	
1 st FG%	10-27 37.0%
3PT%	1-8 12.5%
FT%	9-10 90%
2 nd FG%	15-24 62.5%
3PT%	4-8 50.0%
FT%	10-15 66.7%
GM FG%	25-51 49.0%
3PT%	5-16 31.3%
FT%	19-25 76.0%

Dead Ball Rebounds: 2.0

Technical Fouls: NONE

Miami (FL) - 71

Record: 19-8 (11-5)

NO.	Name	Min	FG			3P			FT			Rebounds		Fouls		TP	AS	TO	ST	Blocks		+/-	
			M	A	%	M	A	%	M	A	%	OR	DR	PF	FD					BS	BA		
21	Sam Waardenburg	F	34:04	3	5	60.0	0	0	0.0	1	6	16.7	4	2	6	1	1	0	0	0	0	0	-5
2	Isiah Wong	G	34:53	4	11	36.4	1	1	100.0	1	6	16.7	1	2	10	3	1	0	0	0	0	0	-11
3	Charlie Moore	G	24:40	5	11	45.5	2	2	100.0	1	4	25.0	4	1	14	4	2	0	0	0	0	0	0
11	Jordan Miller	G	33:32	7	11	63.6	0	1	0.0	3	3	100.0	3	4	15	0	0	0	0	0	0	0	1
23	Kameron McGusty	G	37:36	6	13	46.2	0	3	0.0	3	1	25.0	4	2	4	2	4	0	0	0	0	0	-2
4	Anthony Walker	F	12:34	2	5	40.0	0	0	0.0	1	4	25.0	1	1	1	0	0	0	0	0	0	0	0
4	Bensley Joseph	F	18:05	1	10	10.0	0	0	0.0	2	2	100.0	0	2	0	0	0	0	0	0	0	0	8
55	Wooga Poplar	F	04:36	0	1	0.0	0	0	0.0	0	0	0.0	2	1	0	0	0	0	0	0	0	0	-3
Team												2		3		0							
Totals			28-67			6-17			9-9			11-22		33-15		71-13		6-7		2-6		-3	

Shooting By Period	
1 st FG%	14-31 45.2%
3PT%	3-7 42.9%
FT%	7-7 100%
2 nd FG%	14-36 38.9%
3PT%	2-10 20.0%
FT%	2-2 100%
GM FG%	28-67 41.8%
3PT%	6-17 35.3%
FT%	9-9 100.0%

Dead Ball Rebounds: 0.0

Technical Fouls: NONE

2021-22 BOX SCORES



Official Basketball Box Score - Final
Florida St. at Virginia
 02/26/22 John Paul Jones Arena, Charlottesville
 Virginia vs Florida State Men's Basketball

Game Time: 4:00 PM
 Game Duration: 2:01
 Attendance: 14,669

Officials: Roger Ayers, Lee Cassell, A.J. DeSal

Florida St. - 64

Record: 15-13 (8-10)

NO. Name	Min	FG		3P		FT		Rebounds		Fouls		TP	AS	TO	ST	Blocks		+/-
		M/A	A/A	M/A	A/A	M/A	A/A	OR	DR	PF	FD					BS	BA	
22 John Butler	F 29:24	3-6	0-1	1-1	2-2	4-1	1-1	7-1	0-0	0-0	1-0	0-0	0-0	0-0	0-0	0-0	0-0	-1
31 Wyatt Wilkes	F 23:56	1-6	0-3	0-0	0-2	2-1	1-2	2-1	1-1	0-0	0-0	0-0	0-0	0-0	0-0	0-0	0-0	-6
11 Tanor Ngom	C 10:43	3-5	1-1	0-0	2-2	4-2	0-0	7-0	0-1	1-0	0-1	0-1	0-1	0-1	0-1	0-1	0-1	-4
0 RayQuan Evans	G 29:30	2-7	0-1	2-2	0-5	3-1	1-6	2-2	1-1	0-1	0-1	0-1	0-1	0-1	0-1	0-1	0-1	-6
35 Matthew Cleveland	G 37:14	8-14	1-2	3-7	1-2	3-1	1-5	20-1	2-1	1-1	2-1	0-0	0-0	0-0	0-0	0-0	0-0	-1
1 Jalen Warley	G 25:06	3-7	0-1	0-0	1-2	3-2	1-1	6-2	2-2	1-2	1-2	1-1	2-1	2-1	1-1	0-0	0-0	5
30 Harrison Prieto	26:59	6-8	2-2	0-2	3-6	1-3	1-4	14-2	0-0	0-0	2-0	0-0	0-0	0-0	0-0	0-0	0-0	1
21 Cam/Ron Fletcher	14:50	1-4	0-1	0-0	1-3	4-1	2-0	2-0	2-0	0-0	0-0	0-0	0-0	0-0	0-0	0-0	0-0	-1
15 Quincy Ballard	02:18	0-0	0-0	0-0	0-0	0-0	0-0	0-0	0-0	0-0	0-0	0-0	0-0	0-0	0-0	0-0	0-0	-3
Team					3	0	3	0	0	2	0	0	0	0	0	0	0	0
Totals		27:57	4-12	6-12	13	21	34	15	14	64	9	12	4	9	6	1	1	

Technical Fouls: NONE

Virginia - 63

Record: 17-12 (11-8)

NO. Name	Min	FG		3P		FT		Rebounds		Fouls		TP	AS	TO	ST	Blocks		+/-
		M/A	A/A	M/A	A/A	M/A	A/A	OR	DR	PF	FD					BS	BA	
1 Jayden Gardner	F 37:27	7-16	0-1	7-8	3-3	6-1	1-5	21-0	0-0	1-0	1-1	0-0	0-0	0-0	0-0	0-0	0-0	1
22 Francisco Caffaro	C 17:42	2-2	0-0	3-4	4-7	11-2	7-7	0-0	1-0	1-0	2-0	0-0	0-0	0-0	0-0	0-0	0-0	-2
0 Kihei Clark	G 40:00	3-16	0-4	1-1	0-2	2-0	2-7	6-1	1-1	0-1	5-1	0-1	0-1	0-1	0-1	0-1	0-1	-7
2 Reece Beekman	G 31:39	3-7	0-2	2-2	0-2	2-5	1-8	2-0	0-1	2-1	2-1	0-1	0-1	0-1	0-1	0-1	0-1	7
23 Kody Stattmann	G 30:50	1-5	1-4	0-0	0-1	1-2	0-3	2-2	2-2	1-1	2-2	0-0	0-0	0-0	0-0	0-0	0-0	-4
21 Kadin Shedrick	10:31	1-1	0-0	0-0	0-2	4-4	3-1	2-0	0-1	0-0	0-0	0-0	0-0	0-0	0-0	0-0	0-0	-4
4 Armaan Franklin	26:53	4-8	3-6	2-4	0-2	2-4	4-13	0-3	0-0	0-1	1-6	0-0	0-0	0-0	0-0	0-0	0-0	-6
11 Malachi Poindexter	04:58	1-1	0-0	0-0	0-0	0-0	0-0	2-0	0-0	0-0	0-0	0-0	0-0	0-0	0-0	0-0	0-0	-2
Team					4	0	4	0	0	2	0	0	0	0	0	0	0	0
Totals		22:56	4-17	15-19	13	19	32	14	15	63	10	10	5	6	9	1	1	

Technical Fouls: NONE

Biggest lead

Best Scoring Run

Lead Changes

Times Tied

Time with Lead

FSU	UVA
2 (1 st 19:47)	11 (2 nd 10:56)
10 (1 st 7:47)	6 (1 st 16:01)
4	4
03:02	35:06

Points from Turnovers	FSU	UVA
6	14	26
13	10	10
10	4	6
22	17	17

Period by Period Scoring		
1st	2nd	TOT
FSU 29	35	64
UVA 34	29	63



Official Basketball Box Score - Final
Virginia at Louisville
 03/05/22 KFC Yum! Center, Louisville
 2021-22 Men's Basketball

Game Time: 12:01 PM
 Game Duration: 1:57

Officials: Ted Valentine, Mark Schurz, Tim Corner

Virginia - 71

Record: 18-12 (8-8)

NO. Name	Min	FG		3P		FT		Rebounds		Fouls		TP	AS	TO	ST	Blocks		+/-
		M/A	A/A	M/A	A/A	M/A	A/A	OR	DR	PF	FD					BS	BA	
1 Jayden Gardner	F 27:56	3-12	0-0	0-0	1-3	4-3	3-3	6-1	1-0	0-0	0-0	0-0	0-0	0-0	0-0	0-0	0-0	-2
22 Francisco Caffaro	C 12:54	0-1	0-0	0-0	0-0	0-0	0-0	2-0	0-0	0-0	0-0	0-0	0-0	0-0	0-0	0-0	0-0	-9
0 Kihei Clark	G 37:58	2-6	1-3	1-2	0-1	1-1	0-1	6-6	3-0	0-0	0-0	0-0	0-0	0-0	0-0	0-0	0-0	-4
2 Reece Beekman	G 39:22	6-9	3-3	0-0	0-12	2-0	15-5	1-1	5-1	1-1	0-1	0-1	0-1	0-1	0-1	0-1	0-1	10
4 Armaan Franklin	G 29:27	3-7	2-4	5-6	1-3	4-3	4-13	1-2	0-0	0-1	1-7	0-0	0-0	0-0	0-0	0-0	0-0	7
21 Kadin Shedrick	23:06	8-9	0-0	4-4	5-0	5-4	4-9	20-0	1-1	0-0	0-18	0-0	0-0	0-0	0-0	0-0	0-0	18
23 Kody Stattmann	29:17	3-5	1-2	4-6	1-3	4-1	3-11	2-0	0-0	0-0	0-22	0-0	0-0	0-0	0-0	0-0	0-0	22
Team					0	2	2	0	0	0	0	0	0	0	0	0	0	0
Totals		25:49	7-12	14-18	8	24	32	16	16	71	15	10	6	1	1	1	1	10

Technical Fouls: NONE

Louisville - 61

Record: 12-18 (6-14)

NO. Name	Min	FG		3P		FT		Rebounds		Fouls		TP	AS	TO	ST	Blocks		+/-
		M/A	A/A	M/A	A/A	M/A	A/A	OR	DR	PF	FD					BS	BA	
5 Malik Williams	F 34:22	4-10	2-4	0-0	2-5	7-3	3-2	10-1	0-1	0-0	0-0	0-0	0-0	0-0	0-0	0-0	0-0	-9
21 Sydney Curry	F 33:35	9-13	0-0	6-6	6-8	14-3	8-8	24-3	3-0	0-0	0-0	0-0	0-0	0-0	0-0	0-0	0-0	-4
0 Noah Locke	G 30:31	2-8	2-5	2-2	0-0	0-3	1-8	2-3	0-0	0-1	0-1	0-1	0-1	0-1	0-1	0-1	0-1	-1
11 Mason Faulkner	G 31:13	2-9	1-5	0-1	0-1	1-2	2-5	7-1	2-0	1-1	4-1	0-0	0-0	0-0	0-0	0-0	0-0	-1
13 Jarrod West	G 31:05	2-8	2-6	0-0	1-2	3-1	0-6	0-2	1-0	0-0	0-0	0-0	0-0	0-0	0-0	0-0	0-0	-2
33 Matt Cross	04:31	0-0	0-0	0-0	0-0	0-0	0-0	0-0	0-0	0-0	0-0	0-0	0-0	0-0	0-0	0-0	0-0	-5
3 Eli Ellis	14:58	2-4	1-2	0-0	0-2	2-1	0-5	0-1	0-0	0-0	0-0	0-0	0-0	0-0	0-0	0-0	0-0	-15
14 Dre Davis	02:19	1-3	0-1	0-1	0-0	1-1	2-2	0-0	0-0	0-0	0-0	0-0	0-0	0-0	0-0	0-0	0-0	-16
10 Samuel Williamson	02:43	0-0	0-0	0-0	0-0	0-0	0-0	0-0	0-0	0-0	0-0	0-0	0-0	0-0	0-0	0-0	0-0	-6
12 JJ Traynor	02:46	0-0	0-0	0-0	0-0	0-0	0-0	0-0	0-0	0-0	0-0	0-0	0-0	0-0	0-0	0-0	0-0	0
4 Roosevelt Wheeler	02:03	0-0	0-0	0-0	0-0	0-0	0-0	0-0	0-0	0-0	0-0	0-0	0-0	0-0	0-0	0-0	0-0	-4
Team					2	0	2	0	0	0	0	0	0	0	0	0	0	0
Totals		22:55	8-23	9-12	12	18	30	16	16	61	13	12	4	1	1	1	1	10

Technical Fouls: NONE

Biggest lead

Best Scoring Run

Lead Changes

Times Tied

Time with Lead

UVA	LOU
20 (1 st 0:43)	8 (1 st 16:00)
18 (1 st 0:43)	9 (2 nd 6:07)
1	7
2	4
27:33	06:03

Points from Turnovers	UVA	LOU
17	18	28
8	7	7
4	2	2
31	8	61

Period by Period Scoring		
1st	2nd	TOT
UVA 36	35	71
LOU 17	44	61



Official Basketball Box Score - Final
Louisville at Virginia
 03/06/22 Barclays Center, Brooklyn, N.Y.
 2022 New York Life ACC Men's Basketball Tournament

Game Time: 5:30 PM
 Game Duration: 2:03
 Attendance: 8,174

Officials: Bert Smith, Lee Cassell, Clarence Armstrong

Louisville - 50

Record: 13-19

NO. Name	Min	FG		3P		FT		Rebounds		Fouls		TP	AS	TO	ST	Blocks		+/-
		M/A	A/A	M/A	A/A	M/A	A/A	OR	DR	PF	FD					BS	BA	
5 Malik Williams	F 37:15	5-12	1-2	0-2	3-10	13-3	2-11	0-0	0-3	3-0	0-1	0-0	0-0	0-0	0-0	0-0	0-0	-1
21 Sydney Curry	F 18:11	3-7	0-0	0-1	4-3	7-7	3-2	6-0	3-1	0-2	0-3	0-0	0-0	0-0				



2021-22 BOX SCORES

2022-23 VIRGINIA MEN'S BASKETBALL



Official Basketball Box Score - Final
Virginia at Mississippi St.
03/16/22 John Paul Jones Arena, Charlottesville
Virginia vs Mississippi State Men's Basketball (NIT First Round)

Game Time: 7:00 PM
Game Duration: 2:56
Attendance: 5,278

Officials: Wally Rulecki, Ed Corcos, Hayward Bosick

Virginia - 60

Record: 20-13

NO.	Name	Min	FG		3P		FT		Rebounds		Fouls		TP	AS	TO	ST	Blocks		+/-	
			M	A	M	A	O	D	O	R	O	P					F	B		S
1	Jayden Gardner	F	35:30	7-13	0-1	2-4	1	2	3	2	4	16	1	2	0	0	0	0	0	2
21	Kadin Shedrick	F	14:22	1-3	0-0	0-0	0	3	3	2	0	2	0	1	0	0	0	0	-10	
0	Kihel Clark	G	38:47	1-3	0-2	6-8	0	0	0	1	3	8	9	2	0	0	0	0	3	
2	Reece Beekman	G	37:11	5-7	0-1	4-5	0	3	3	1	3	14	6	1	4	0	0	0	8	
4	Armaan Franklin	G	18:59	2-5	0-0	2-2	1	2	1	2	6	0	0	0	0	0	0	0	-8	
22	Francisco Caffaro	G	30:08	4-5	0-0	0-0	2	3	5	4	3	8	1	2	0	1	0	14		
23	Kody Stattmann	G	14:59	2-5	0-2	0-0	0	3	3	0	0	4	0	1	0	0	0	3		
10	Taine Murray	G	10:04	1-2	0-1	0-0	0	2	2	0	0	2	0	0	0	0	0	0	5	
Team				1	2	3	0	0	0	0	0	0	0	0	0	0	0	0	0	
Totals				23-46	2-12	12-17	4	20	24	11	15	60	17	9	4	1	0	3		

Shooting By Period

1st FG%: 10-23 43.5%
3PT%: 0-5 0.0%
FT%: 7-8 87.5%

2nd FG%: 13-23 56.5%
3PT%: 2-7 28.6%
FT%: 5-9 55.6%

GM FG%: 23-46 50.0%
3PT%: 2-12 16.7%
FT%: 12-17 70.6%

Dead Ball Rebounds: 2.0

Technical Fouls: Caffaro 2nd 12:08

Mississippi St. - 57

Record: 18-16

NO.	Name	Min	FG		3P		FT		Rebounds		Fouls		TP	AS	TO	ST	Blocks		+/-
			M	A	M	A	O	D	O	R	O	P					F	B	
10	Garrison Brooks	F	34:49	5-11	3-7	0-0	1	4	5	4	1	13	1	0	1	0	0	0	-5
11	Andersson Garcia	F	19:11	1-1	1-1	2-2	0	1	1	4	1	5	2	2	0	0	0	0	-3
35	Tolu Smith	F	34:39	6-9	0-0	4-8	2	9	11	1	5	16	2	2	1	0	0	0	2
1	Iverson Molinar	G	34:38	6-12	0-1	1-1	0	3	3	1	2	13	4	5	1	0	0	0	-5
3	Shakeel Moore	G	33:10	3-9	0-4	0-0	1	3	4	3	0	6	3	1	0	0	0	0	-1
13	D.J. Jeffries	G	24:05	0-2	0-0	0-0	0	1	1	1	0	0	2	0	0	0	0	0	-3
20	Derek Fountain	G	03:23	1-1	0-0	0-0	0	0	0	0	0	2	0	0	0	0	0	0	0
2	Javian Davis	G	05:21	0-0	0-0	0-0	0	0	0	0	2	1	0	0	0	0	0	0	-5
5	Cam Carter	G	01:35	0-0	0-0	0-0	0	0	0	0	1	0	0	0	0	0	0	0	-1
4	Cameron Mathews	G	09:09	1-1	0-0	0-0	1	0	1	0	0	2	0	0	0	0	0	0	0
Team				0	1	0	0	0	0	0	0	0	0	0	0	0	0	0	0
Totals				23-46	4-13	7-11	5	22	27	17	10	57	12	14	3	0	1	-3	

Shooting By Period

1st FG%: 8-20 40.0%
3PT%: 0-3 0.0%
FT%: 3-5 60%

2nd FG%: 15-26 57.7%
3PT%: 4-10 40.0%
FT%: 4-6 66.7%

GM FG%: 23-46 50.0%
3PT%: 4-13 30.8%
FT%: 7-11 63.6%

Dead Ball Rebounds: 2.0

Technical Fouls: Davis 2nd 12:08 Brooks 2nd 0:39

Biggest lead	UVA	MSU	Points from Turnovers		Period by Period Scoring			
			1st	2nd	TOT			
9 (1st 5:10)	2 (2nd 15:15)		17	10				
Best Scoring Run	8 (2nd 10:46)	8 (2nd 17:56)	30	32	UVA	27	33	60
Lead Changes	2		7	6	MSU	19	38	57
Times Tied	4		6	4				
Time with Lead	36:18	01:03	14	4				



Official Basketball Box Score - Final
Virginia at North Texas
03/20/22 Super PL Denton
2021-22 Men's Basketball

Game Time: 5:00 PM
Game Duration: 2:20
Attendance: 4,866

Officials: Ken Burdette, Darron George, Randy Richardson

Virginia - 71

Record: 21-13

NO.	Name	Min	FG		3P		FT		Rebounds		Fouls		TP	AS	TO	ST	Blocks		+/-
			M	A	M	A	O	D	O	R	O	P					F	B	
1	Jayden Gardner	F	37:55	7-17	0-0	3-4	1	2	3	4	3	17	2	1	1	0	0	0	5
22	Francisco Caffaro	C	20:14	0-1	0-0	1-4	2	1	3	5	2	1	0	1	0	0	0	0	10
0	Kihel Clark	G	44:20	4-11	2-7	1-2	0	3	3	0	3	11	4	1	3	0	1	2	
2	Reece Beekman	G	45:00	6-9	1-1	0-1	2	5	7	1	2	13	9	1	3	0	1	2	
4	Armaan Franklin	G	26:17	5-8	5-7	2-2	0	1	1	1	2	17	0	1	0	0	0	-13	
23	Kody Stattmann	G	34:42	3-6	1-2	2-4	2	8	10	1	3	9	0	0	0	1	1	6	
21	Kadin Shedrick	G	10:55	1-2	0-0	1-2	0	0	0	5	1	3	0	0	0	0	0	-5	
10	Taine Murray	G	02:13	0-0	0-0	0-0	0	0	0	0	0	0	0	0	0	0	0	0	
11	Malachi Poindexter	G	03:24	0-0	0-0	0-0	0	0	0	0	0	0	0	0	0	0	0	0	
Team				2	2	4	0	0	0	0	0	0	0	0	0	0	0	0	
Totals				26-54	9-17	10-19	9	22	31	17	17	71	15	6	7	1	3	2	

Shooting By Period

1st FG%: 10-22 45.5%
3PT%: 1-5 20.0%
FT%: 5-9 55.6%

2nd FG%: 11-24 45.8%
3PT%: 5-8 62.5%
FT%: 2-4 50%

3rd FG%: 5-9 55.6%
3PT%: 3-4 75.0%
FT%: 3-6 50%

GM FG%: 26-54 48.1%
3PT%: 9-17 52.9%
FT%: 10-19 52.6%

Dead Ball Rebounds: 5.0

Technical Fouls: Caffaro 1st 02:31

North Texas - 69

Record: 25-7

NO.	Name	Min	FG		3P		FT		Rebounds		Fouls		TP	AS	TO	ST	Blocks		+/-
			M	A	M	A	O	D	O	R	O	P					F	B	
4	Thomas Bell	F	45:00	5-13	0-2	2-3	4	8	12	4	7	12	6	3	0	0	0	0	-2
33	Abou Ousmane	F	29:45	6-10	0-0	4-5	1	3	4	5	4	16	0	1	1	1	0	0	-4
1	Mardrez McBride	G	45:00	7-15	6-11	1-2	0	0	0	0	1	21	0	1	0	2	0	-2	
5	Tylor Perry	G	44:48	5-13	2-7	4-4	0	4	4	2	4	16	2	4	1	0	0	0	-2
11	JJ Murray	G	41:05	0-3	0-2	0-0	1	3	4	3	0	5	1	0	0	0	0	-2	
2	Aaron Scott	G	13:43	1-1	0-0	0-0	1	3	4	3	0	2	0	0	0	0	0	0	
23	Matthew Stone	G	05:39	1-1	0-0	0-0	2	0	2	0	0	2	0	0	0	0	0	0	
Team				3	2	5	0	0	0	0	0	0	0	0	0	0	0	0	
Totals				25-56	9-22	11-14	12	23	35	17	18	69	13	11	2	3	1	-2	

Shooting By Period

1st FG%: 10-26 38.5%
3PT%: 2-9 22.2%
FT%: 2-3 66.7%

2nd FG%: 11-20 55.0%
3PT%: 4-8 50.0%
FT%: 5-6 83.3%

3rd FG%: 4-10 40.0%
3PT%: 2-5 40.0%
FT%: 4-5 80%

GM FG%: 25-56 44.6%
3PT%: 8-22 36.4%
FT%: 11-14 78.6%

Dead Ball Rebounds: 0.0

Technical Fouls: NONE

Biggest lead	UVA	UNT	Points from Turnovers		Period by Period Scoring				
			1st	2nd	TOT				
10 (2nd 17:01)	7 (1st 12:53)		17	8	UVA	26	29	16	71
Best Scoring Run	10 (2nd 17:01)	7 (1st 14:27)	22	32	UNT	24	31	14	69
Lead Changes	2		10	14					
Times Tied	6		12	10					
Time with Lead	25:14	11:54	12	4					



Official Basketball Box Score - Final
St. Bonaventure at Virginia
03/22/22 John Paul Jones Arena, Charlottesville
Virginia vs St. Bonaventure Men's Basketball NIT Quarterfinals

Game Time: 7:00 PM
Game Duration: 1:50
Attendance: 6,829

Officials: Anshio, Ken Burdett, Owen Short

St. Bonaventure - 52

Record: 23-9

NO.	Name	Min	FG		3P		FT		Rebounds		Fouls		TP	AS	TO	ST	Blocks		+/-
			M	A	M	A	O	D	O	R	O	P					F	B	
33	Jalen Adaway	F	40:00	4-11	1-3	0-0	1	1	2	2	2	9	1	0	0	0	1	1	1
21	Osun Osunmuyi	C	27:38	3-5	0-0	4-4	2	4	6	4	3	10	1	4	0	4	0	0	-8
0	Kyle Lofton	G	40:00	3-10	0-3	3-3	0	5	5	3	2	9	5	2	3	0	1	1	
1	Dominick Welch	G	40:00	4-12	2-7	0-0	1	9	10	1	0	10	2	1	1	0	0	1	
5	Jaren Holmes	G	40:00	4-12	0-2	2-2	0	5	5	1	4	10	0	0	0	0	0	1	
12	Abdoul Karim Coulibaly	G	12:22	2-4	0-0	0-0	2	3	5	1	0	4	0	0	1	1			

2021-22 STARTERS/HONORS



2021-22 STARTERS

OPPONENT	1	2	3	4	5	RECORD
Navy	Clark	Beekman	Franklin	Gardner	Shedrick	0-1
Radford	Clark	Beekman	Franklin	Gardner	Shedrick	1-1
at Houston	Clark	Beekman	Franklin	Gardner	Shedrick	1-2
Coppin State	Clark	Beekman	Franklin	Gardner	Shedrick	2-2
vs. Georgia	Clark	Beekman	Franklin	Gardner	Shedrick	3-2
vs. Providence	Clark	Beekman	Franklin	Gardner	Shedrick	4-2
Lehigh	Clark	Beekman	Franklin	Gardner	Shedrick	5-2
Iowa	Clark	Beekman	Franklin	Gardner	Shedrick	5-3
Pittsburgh	Clark	Beekman	Franklin	Gardner	Shedrick	6-3
at James Madison	Clark	Beekman	Franklin	Gardner	Shedrick	6-4
Fairleigh Dickinson	Clark	Beekman	Franklin	Gardner	Shedrick	7-4
Clemson	Clark	Beekman	Franklin	Gardner	Shedrick	7-5
at Syracuse	Clark	Beekman	Franklin	Gardner	Shedrick	8-5
at Clemson	Clark	Beekman	Franklin	Gardner	Shedrick	9-5
at North Carolina	Clark	Beekman	Franklin	Gardner	Shedrick	9-6
Virginia Tech	Clark	Beekman	Franklin	Gardner	Shedrick	10-6
Wake Forest	Clark	Beekman	Franklin	Gardner	Caffaro	0-1
at Pittsburgh	Clark	Beekman	Franklin	Gardner	Caffaro	1-1
at NC State	Clark	Beekman	Franklin	Gardner	Caffaro	1-2
Louisville	Clark	Beekman	Franklin	Gardner	Caffaro	2-2
at Notre Dame	Clark	Beekman	Franklin	Gardner	Caffaro	2-3
Boston College	Clark	Beekman	Franklin	Gardner	Caffaro	3-3
Miami	Clark	Beekman	Franklin	Gardner	Caffaro	4-3
at Duke	Clark	Beekman	Franklin	Gardner	Caffaro	5-3
Georgia Tech	Clark	Beekman	Franklin	Gardner	Caffaro	6-3
at Virginia Tech	Clark	Beekman	Franklin	Gardner	Caffaro	6-4
at Miami	Clark	Beekman	Franklin	Gardner	Caffaro	7-4
Duke	Clark	Beekman	Franklin	Gardner	Caffaro	7-5
Florida State	Clark	Beekman	Stattmann	Gardner	Caffaro	0-1
at Louisville	Clark	Beekman	Franklin	Gardner	Caffaro	8-5
vs. Louisville	Clark	Beekman	Franklin	Gardner	Shedrick	11-6
vs. North Carolina	Clark	Beekman	Franklin	Gardner	Caffaro	8-6
Mississippi State	Clark	Beekman	Franklin	Gardner	Shedrick	12-6
at North Texas	Clark	Beekman	Franklin	Gardner	Caffaro	9-6
St. Bonaventure	Clark	Beekman	Franklin	Gardner	Shedrick	12-7

2021-22 HONORS

PLAYER	HONOR/AWARD
Reece Beekman	All-ACC Defensive Team
Reece Beekman	All-ACC Honorable Mention
Kihei Clark	All-ACC Honorable Mention
Chase Coleman	ACC Honor Roll
Chase Coleman	Sidney Young Memorial Award
Armaan Franklin	Legends Classic All-Tournament
Jayden Gardner	Legends Classic MVP
Jayden Gardner	Legends Classic All-Tournament
Jayden Gardner	ACC Player of the Week (Feb. 14)
Jayden Gardner	All-ACC Third Team
Jayden Gardner	USBWA All-District Team
Jayden Gardner	All-ACC Academic Team
Jayden Gardner	VaSID University All-State 2nd Team
Jayden Gardner	NABC Honors Court
Jayden Gardner	ACC Honor Roll
Kadin Shedrick	All-ACC Academic Team
Kadin Shedrick	NABC Honors Court
Kadin Shedrick	ACC Honor Roll
Chris McGahren	Bob Goodman Memorial Award
Taine Murray	ACC Honor Roll
Jayden Nixon	ACC Honor Roll
Malachi Poindexter	ACC Honor Roll

VIRGINIA'S RECORD UNDER TONY BENNETT WHEN..

	Career	2021-22
Leading at the half	249-31	16-4
Trailing at the half	57-80	4-10
Tied at the half	10-5	1-0
Playing Overtime	10-10	0-0
Shooting 50% or better	122-11	7-1
Shooting between 40-49.9%	152-43	12-6
Shooting less than 40%	42-63	2-7
Opponents shoot 50% or better	24-32	3-2
Opponents shoot less than 50%	292-85	18-12
UVA outrebounds its opponent	223-37	12-4
Opponent outrebounds UVA	84-77	8-10
Teams are tied in rebounds	9-3	1-0
UVA has 10 or more steals	25-5	2-2
UVA shoots 70% FT or better	198-63	15-7
UVA shoots less than 70% FT	118-55	6-7
Scoring less than 50 points	10-19	0-3
Scoring 50-59 points	46-47	4-6
Scoring 60-69 points	116-39	9-4
Scoring 70-79 points	104-10	7-1
Scoring 80-89 points	36-1	1-0
Scoring more than 90 points	4-0	0-0
Allowing fewer than 50 points	106-2	3-0
Allowing fewer than 40 points	27-0	0-0
Playing in John Paul Jones Arena	178-37	11-7
Playing on the road	85-57	7-6
Playing on a neutral court	53-23	3-1
Game decided by 1-4 points	48-47	7-6
Game decided by 5-10 points	74-30	6-3
Game decided by 11+ points	192-40	7-5
Playing at night	217-81	18-10
Playing in the afternoon	99-36	3-4
Playing on Monday	31-15	3-2
Playing on Tuesday	51-12	3-4
Playing on Wednesday	54-16	4-2
Playing on Thursday	21-10	0-1
Playing on Friday	33-11	4-0
Playing on Saturday	89-43	6-5
Playing on Sunday	37-10	1-0
Playing in November	72-15	5-3
Playing in December	54-15	2-2
Playing in January	76-28	5-4
Playing in February	64-34	5-3
Playing in March	48-25	4-2
Playing in April	2-0	0-0



2021-22 HIGHS/LOWS

VIRGINIA HIGHS FOR 2021-22

Team	
Points	82 Fairleigh Dickinson (12/18/21)
Field Goals Made	34 Fairleigh Dickinson (12/18/21)
Field Goal Attempts	65 at Duke (02/07/22)
Field Goal Percentage	.618 (34-55) Fairleigh Dickinson (12/18/21)
3-point Field Goals Made	10 at NC State (01/22/22)
3-point Field Goal Attempts	26 at James Madison (12/07/21)
3-point Field Goal Percentage	.588 (10-17) at NC State (01/22/22)
Free Throws Made	26 Boston College (02/01/22)
Free Throw Attempts	29 2x, last vs. Boston College (02/01/22)
Free Throw Percentage	1.000 (3-3) Miami (02/05/22)
Rebounds	42 Coppin St. (11/19/21)
Assists	23 Miami (02/05/22)
Steals	12 Navy (11/09/21)
Blocked Shots	11 Clemson (12/22/21)
Turnovers	17 at Houston (11/16/21)
Fouls	19 2x, last at Notre Dame (01/29/22)

Individual	
Points	29 Gardner vs Fairleigh Dickinson (12/18/21)
Field Goals Made	14 Gardner vs Fairleigh Dickinson (12/18/21)
Field Goal Attempts	19 2x, last by Gardner vs. Ga. Tech (02/12/22)
FG Percentage (min 5 made)	1.000 2x, last by Shedrick at Duke (02/07/22)
3-point Field Goals Made	6 Clark vs. Duke (02/23/22)
3-point Field Goal Attempts	11 2x, last Franklin vs. SBU (03/22/22)
3-point Field Goal Percentage	1.000 Beekman at Louisville (03/05/22)
Free Throws Made	10 2x, last by Clark vs. BC (02/01/22)
Free Throw Attempts	10 6x, last by Clark vs. BC (02/01/22)
Free Throw Percentage	1.000 18x, last by Clark vs. BC (02/01/22)
Rebounds	14 2x, last by Gardner at VT (02/14/22)
Assists	11 Beekman vs. Louisville (01/24/22)
Steals	6 Beekman vs. Navy (11/09/21)
Blocked Shots	6 Shedrick vs. Clemson (12/22/21)
Turnovers	5 Gardner vs. Navy (11/9/21)
Fouls	5 7x, last by Beekman vs. SBU (03/22/2022)

OPPONENT HIGHS FOR 2021-21

Team	
Points	77 at NC State (01/22/22)
Field Goals Made	30 2x, last at NC State (01/22/22)
Field Goal Attempts	67 at Miami (02/19/22)
Field Goal Percentage	.600 (30-50) at NC State (01/22/22)
3-point Field Goals Made	12 at NC State (01/22/22)
3-point Field Goal Attempts	34 Coppin State (11/19/21)
3-point Field Goal Percentage	.550 (11-20) at Houston (11/16/21)
Free Throws Made	18 2x, last at Duke (02/07/22)
Free Throw Attempts	23 at Syracuse (01/01/22)
Free Throw Percentage	1.000 (12-12) 5x, last Boston College (02/01/22)
Rebounds	46 vs. North Carolina (03/10/22)
Assists	19 at North Carolina (01/08/22)
Steals	13 Miami (02/05/22)
Blocked Shots	9 2x, last vs. Florida State (02/26/22)
Turnovers	17 Navy (11/09/21)
Fouls	21 4x, last at Miami (02/19/22)

Individual	
Points	29 Bacot at North Carolina (01/08/22)
Field Goals Made	12 Bacot at North Carolina (01/08/22)
Field Goal Attempts	20 Aluma vs. Virginia Tech (01/12/22)
FG Percentage	.857 2x, last by Roach vs. Duke (02/23/22)
3-point Field Goals Made	6 2x, last by McBride at North Texas (03/20/22)
3-point Field Goal Attempts	11 McBride at North Texas (03/20/22)
3-point Field Goal Percentage	1.000 8x, last by Roach vs. Duke (02/23/22)
Free Throws Made	8 3x, last by Wesley at Notre Dame (01/29/22)
Free Throw Attempts	11 Wesley at Notre Dame (01/29/22)
Free Throw Percentage	1.000 12x, last by Curry at Louisville (03/05/22)
Rebounds	22 Bacot at North Carolina (01/08/22)
Assists	8 Cook vs. Georgia (11/22/21)
Steals	7 Miller vs. Miami (02/05/22)
Blocked Shots	5 Edwards at Syracuse (01/01/22)
Turnovers	8 Williams vs. Wake Forest (01/15/22)
Fouls	5 5x, last by Ousmane at North Texas (03/20/22)

VIRGINIA LOWS FOR 2021-22

Team	
Points	43 vs. North Carolina (N) (03/10/2022)
Field Goals Made	15 2x, last vs. Clemson (12/22/2021)
Field Goal Attempts	41 Clemson (12/22/2021)
Field Goal Percentage	.346 (18-52) vs. North Carolina (03/10/2022)
3-point Field Goals Made	0 2x, last vs. Louisville (03/09/2022)
3-point Field Goal Attempts	6 vs. Louisville (03/09/2022)
3-point Field Goal Percentage	.000 (0-6) 2x, last vs. Louisville (03/09/2022)
Free Throws Made	2 at North Carolina (01/08/2022)
Free Throw Attempts	3 Miami (02/05/2022)
Free Throw Percentage	.444 (4-9) vs. North Carolina (03/10/2022)
Rebounds	24 2x, last vs. Mississippi State (03/16/2022)
Assists	6 at Houston (11/16/2021)
Steals	0 Iowa (11/29/2021)
Blocked Shots	1 4x, last at North Texas (03/20/2022)
Turnovers	4 vs. Georgia (11/22/2021)
Fouls	8 2x, last vs. Louisville (01/24/2022)

OPPONENT LOWS FOR 2021-22

Team	
Points	40 vs. Providence (11/23/21)
Field Goals Made	12 vs. Providence (11/23/21)
Field Goal Attempts	42 at Pittsburgh (01/19/22)
Field Goal Percentage	.235 (12-51) vs. Providence (11/23/21)
3-point Field Goals Made	1 at Pittsburgh (01/19/22)
3-point Field Goal Attempts	6 at Pittsburgh (01/19/22)
3-point Field Goal Percentage	.136 (3-22) vs. Providence (11/23/21)
Free Throws Made	0 Miami (02/05/22)
Free Throw Attempts	0 Miami (02/05/22)
Free Throw Percentage	.333 (1-3) Louisville (01/24/22)
Rebounds	19 Miami (02/05/22)
Assists	7 4x, last vs. Louisville (03/09/22)
Steals	2 4x, last at North Texas (03/20/22)
Blocked Shots	0 2x, last by Mississippi State (03/16/22)
Turnovers	4 Iowa (11/29/21)
Fouls	7 Fairleigh Dickinson (12/18/21)

COACHING RECORDS



2022-23 VIRGINIA MEN'S BASKETBALL

Year	Record	Home	Away	Neutral	Conference	Finish	Postseason	Head Coach	Captains
1905-06	8-2	6-0	2-1	0-1				Henry Lannigan	Jefferson C. Grinnalds
1906-07	5-3	3-0	2-3	0-0				Henry Lannigan	William L. Glen
1907-08	5-5	3-2	2-3	0-0				Henry Lannigan	William L. Glen
1908-09	6-3	3-2	1-1	2-0				Henry Lannigan	Percy R. Ashby
1909-10	12-4	8-0	3-3	1-1				Henry Lannigan	James H. May
1910-11	10-5	5-2	5-3	1-0				Henry Lannigan	Byron R. Cecil
1911-12	7-4	5-1	2-3	0-0				Henry Lannigan	Edwards W. Kerns
1912-13	11-4	9-0	1-3	1-1				Henry Lannigan	Charles J. Churchman
1913-14	12-1-1	7-0	2-1	3-0-1				Henry Lannigan	John L. Campbell
1914-15	17-0	11-0	2-0	4-0				Henry Lannigan	Wellington E. Stickley
1915-16	11-2	7-1	2-1	2-0				Henry Lannigan	C. William Strickling
1916-17	7-5	7-2	0-2	0-1				Henry Lannigan	Andrew C. Dittrich
1917-18	7-1	5-1	1-0	1-0				Henry Lannigan	William W. Rixey
1918-19	11-4	8-3	2-1	1-0				Henry Lannigan	Otto D. Jennings
1919-20	10-3	6-1	2-1	2-1				Henry Lannigan	William B. Pettway
1920-21	13-5	11-1	2-3	0-1				Henry Lannigan	Robert V. Hatcher
1921-22	17-1	12-0	4-1	1-0	5-0 SoCon	--	--	Henry Lannigan	Landon F. Hankins
1922-23	12-5	11-1	0-3	1-1	1-3 SoCon	--	--	Henry Lannigan	William A. Brown
1923-24	12-3	7-2	2-1	3-0	3-2 SoCon	--	--	Henry Lannigan	Paul K. Walp
1924-25	14-3	10-1	2-1	2-1	4-2 SoCon	--	--	Henry Lannigan	Clifton M. Miller, Jr.
1925-26	9-6	6-2	2-3	1-1	4-4 SoCon	--	--	Henry Lannigan	Howard A. Holland
1926-27	9-10	6-6	3-3	0-1	5-7 SoCon	--	--	Henry Lannigan	Robert G. Cabell III
1927-28	20-6	13-3	6-2	1-1	10-5 SoCon	--	--	Henry Lannigan	Frank D. Mead
1928-29	9-10	6-6	3-4	0-0	5-7 SoCon	--	--	Henry Lannigan	Robert S. Millen
24 Years	254-95-1 (.728)	175-37 (.825)	53-47 (.530)	27-11-1 (.705)	37-30 (.552)			Henry Lannigan	
1929-30	3-12	3-7	0-5	0-0	2-8 SoCon	--	--	Roy Randall	J. Hartwell Harrison
1 Year	3-12 (.200)	3-7 (.429)	0-5 (.000)	0-0 (.000)	2-8 (.200)			Roy Randall	
1930-31	11-9	9-4	2-4	0-1	5-6 SoCon	--	--	Gus Tebell	Robert Manley
1931-32	13-8	9-5	3-2	1-1	6-3 SoCon	--	--	Gus Tebell	Lemuel E. Mayo, Jr.
1932-33	12-6	10-1	0-4	2-1	5-3 SoCon	--	--	Gus Tebell	Sidney L. Young
1933-34	7-11	7-3	0-6	0-2	1-9 SoCon	--	--	Gus Tebell	Henry J. Sturm, Jr.
1934-35	13-9	10-2	3-5	0-2	7-5 SoCon	--	--	Gus Tebell	Joseph D. Marret
1935-36	11-13	8-5	2-7	1-1	4-8 SoCon	--	--	Gus Tebell	Raymond O. Smith
1936-37	9-10	5-3	3-6	1-1	6-7 SoCon	--	--	Gus Tebell	Evan J. Male
1937-38	6-10	5-5	1-5	0-0	--	--	--	Gus Tebell	James E. Edmunds
1938-39	15-5	10-0	3-5	2-0	--	--	--	Gus Tebell	E. Leory Strickler
1939-40	16-5	8-1	6-3	2-1	--	--	--	Gus Tebell	Walter C. Smith
1940-41	18-6	10-0	7-5	1-1	--	--	NIT 1st Round	Gus Tebell	William B. Harman, William McCann
1941-42	7-10	4-5	3-4	0-1	--	--	--	Gus Tebell	Albert H. Loman, William R. Preston
1942-43	8-13	5-5	2-7	1-1	--	--	--	Gus Tebell	Richard W. Wiltshire
1943-44	11-8	6-4	5-4	0-0	--	--	--	Gus Tebell	William V. Pickett, Jr.
1944-45	13-4	9-1	4-1	0-2	--	--	--	Gus Tebell	Donald M. Cleary
1945-46	12-5	9-3	3-1	0-1	--	--	--	Gus Tebell	Ward H. Speer
1946-47	10-11	7-2	3-8	0-1	--	--	--	Gus Tebell	C. Lester Blankin, Jr.
1947-48	16-10	10-2	6-8	0-0	--	--	--	Gus Tebell	Charles W. Noe
1948-49	13-10	9-2	4-7	0-1	--	--	--	Gus Tebell	William M. Pandak
1949-50	12-13	7-5	4-8	1-1	--	--	--	Gus Tebell	Joesph A. Noertker
1950-51	8-14	6-4	2-9	0-1	--	--	--	Gus Tebell	Frank H. Allen, Jr.
21 Years	241-190 (.559)	163-62 (.724)	66-109 (.377)	12-20 (.375)	34-41 (.453)		1 NIT	Gus Tebell	
1951-52	11-13	8-3	3-9	0-1	--	--	--	Evan "Bus" Male	Victor C. Mohl
1952-53	10-13	4-5	5-8	1-0	--	--	--	Evan "Bus" Male	John E. Dohner
1953-54	16-11	11-3	4-6	1-2	1-4	7th	--	Evan "Bus" Male	David Cooke
1954-55	14-15	5-5	6-7	3-3	5-9	6th	--	Evan "Bus" Male	Buzzy Wilkinson
1955-56	10-17	7-4	1-11	2-2	3-11	T-6th	--	Evan "Bus" Male	Bob McCarty
1956-57	6-19	4-5	1-11	1-3	3-11	T-7th	--	Evan "Bus" Male	Bill Miller
6 Years	67-88 (.432)	39-25 (.609)	20-52 (.278)	8-11 (.421)	12-35 (.255)			Evan "Bus" Male	
1957-58	10-13	6-3	3-7	1-3	6-8	5th	--	Billy McCann	John Siewers, Michael O'Bryan
1958-59	11-14	7-2	2-11	2-1	6-8	5th	--	Billy McCann	William Metzger, John Siewers
1959-60	6-18	5-6	1-9	0-3	1-13	8th	--	Billy McCann	Paul Adkins
1960-61	3-23	1-10	1-8	1-5	2-12	T-7th	--	Billy McCann	Walter Densmore, Tony Laquintano
1961-62	5-18	3-7	2-9	0-2	2-12	8th	--	Billy McCann	Tony Laquintano, Ronald Miller
1962-63	5-20	1-8	4-10	0-2	3-11	8th	--	Billy McCann	Gene Engel
6 Years	40-106 (.274)	23-36 (.390)	13-54 (.194)	4-16 (.200)	20-64 (.238)			Billy McCann	
1963-64	8-16	5-5	1-9	2-2	4-10	T-7th	--	Bill Gibson	Chip Conner
1964-65	7-18	5-4	1-12	1-2	3-11	7th	--	Bill Gibson	Mac Caldwell
1965-66	7-15	6-6	1-8	0-1	4-10	T-6th	--	Bill Gibson	James Connelly, Foster Sanders
1966-67	9-17	2-8	6-8	1-1	4-10	7th	--	Bill Gibson	James Connelly, Mike Katos
1967-68	9-16	7-5	2-8	0-3	5-9	5th	--	Bill Gibson	Mike Katos
1968-69	10-15	4-4	4-6	2-5	5-9	6th	--	Bill Gibson	Norm Carmichael, Chip Case
1969-70	10-15	6-3	1-9	3-3	3-11	7th	--	Bill Gibson	Chip Case
1970-71	15-11	9-1	2-8	4-2	6-8	5th	--	Bill Gibson	Bill Gerry
1971-72	21-7	9-2	7-3	5-2	8-4	T-2nd	NIT 1st Round	Bill Gibson	Frank DeWitt, Scott McCandlish



COACHING RECORDS

2022-23 VIRGINIA MEN'S BASKETBALL

1972-73	13-12	7-4	4-7	2-1	4-8	T-4th	--	Bill Gibson	Jim Hobgood, Barry Parkhill
1973-74	11-16	6-5	3-10	2-1	4-8	4th	--	Bill Gibson	Bob McKeag, Steve Morris
11 Years	120-158 (.432)	66-47 (.584)	32-88 (.267)	22-23 (.489)	50-98 (.338)	1 NIT		Bill Gibson	

Year	Record	Home	Away	Neutral	Conference	Finish	Postseason	Head Coach	Captains
1974-75	12-13	9-4	1-8	2-1	4-8	5th	--	Terry Holland	Anthony Boninti, Dan Bonner
1975-76	18-12	8-3	5-6	5-3	4-8	6th*	NCAA 1st Round (32)	Terry Holland	Wally Walker
1976-77	12-17	5-7	3-7	4-3	2-10	T-6th	--	Terry Holland	Billy Langloh
1977-78	20-8	10-3	5-4	5-1	6-6	T-4th	NIT 1st Round	Terry Holland	Marc Iavaroni
1978-79	19-10	12-3	4-4	3-3	7-5	3rd	NIT Semifinal	Terry Holland	Bobby Stokes
1979-80	24-10	14-1	4-7	6-2	7-7	T-5th	NIT Champion	Terry Holland	Garland Jefferson, Mike Owens
1980-81	29-4	13-0	10-1	6-3	13-1	1st	NCAA Final Four	Terry Holland	Jeff Lamp, Lee Raker
1981-82	30-4	12-0	10-2	8-2	12-2	T-1st	NCAA Sweet 16	Terry Holland	Jeff Jones
1982-83	29-5	11-1	8-2	10-2	12-2	T-1st	NCAA Elite Eight	Terry Holland	Ralph Sampson
1983-84	21-12	10-3	5-6	6-3	6-8	T-5th	NCAA Final Four	Terry Holland	Carlisle, Edelin, Stokes, Wilson
1984-85	17-16	11-4	3-9	3-3	3-11	8th	NIT Quarterfinal	Terry Holland	Johnson, Merrifield, Miller, Mullen
1985-86	19-11	11-2	3-5	5-4	7-7	T-4th	NCAA 1st Round (64)	Terry Holland	Olden Polynice, Tom Sheehey
1986-87	21-10	11-4	7-3	3-3	8-6	4th	NCAA 1st Round (64)	Terry Holland	Andrew Kennedy, Tom Sheehey
1987-88	13-18	9-4	3-9	1-5	5-9	6th	--	Terry Holland	John Johnson
1988-89	22-11	14-2	3-5	5-4	9-5	T-2nd	NCAA Elite Eight	Terry Holland	Brent Bair, Richard Morgan
1989-90	20-12	9-4	4-6	7-2	6-8	T-5th	NCAA 2nd Round (32)	Terry Holland	John Crotty, Jeff Daniel
16 Years	326-173 (.653)	169-45 (.790)	78-84 (.481)	79-44 (.642)	111-103 (.519)		9 NCAA, 4 NIT	Terry Holland	

1990-91	21-12	10-4	6-5	5-3	6-8	T-5th	NCAA 1st Round (64)	Jeff Jones	Blundin, Crotty, Katstra, Turner
1991-92	20-13	10-3	4-8	6-2	8-8	T-4th	NIT Champion	Jeff Jones	Anthony Oliver, Bryant Stith
1992-93	21-10	12-3	6-4	3-3	9-7	5th	NCAA Sweet 16	Jeff Jones	Ted Jeffries, Doug Smith
1993-94	18-13	11-3	3-8	4-2	8-8	T-4th	NCAA 2nd Round (32)	Jeff Jones	Chris Havlicek, Cornel Parker
1994-95	25-9	14-3	6-4	5-2	12-4	T-1st	NCAA Elite Eight	Jeff Jones	Cory & Chris Alexander, Burrough, Williford
1995-96	12-15	9-5	3-7	0-3	6-10	7th	--	Jeff Jones	Chris Alexander
1996-97	18-13	11-3	4-7	3-3	7-9	6th	NCAA 1st Round (64)	Jeff Jones	Jamal Robinson
1997-98	11-19	6-7	1-9	4-3	3-13	9th	--	Jeff Jones	Curtis, McLaughlin, Nolan, Staples
8 Years	146-104 (.584)	83-31 (.728)	33-52 (.388)	30-21 (.588)	59-67 (.468)		5 NCAA, 1 NIT	Jeff Jones	

1998-99	14-16	9-6	2-7	3-3	4-12	9th	--	Pete Gillen	Dersch, Ducharme, Hand
1999-00	19-12	11-3	5-7	3-2	9-7	T-3rd	NIT 1st Round	Pete Gillen	Willie Dersch, Donald Hand
2000-01	20-9	14-1	5-6	1-2	9-7	4th	NCAA 1st Round (64)	Pete Gillen	Friel, Hand, Williams
2001-02	17-12	13-4	3-7	1-1	7-9	T-5th	NIT 1st Round	Pete Gillen	Hall, Mason Jr, Williams
2002-03	16-16	12-3	2-11	2-2	6-10	T-6th	NIT 2nd Round	Pete Gillen	Mapp, Rogers, Watson
2003-04	18-13	14-4	3-8	1-1	6-10	T-7th	NIT 2nd Round	Pete Gillen	Billet, Mapp, Smith
2004-05	14-15	10-5	2-9	2-1	4-12	T-10th	--	Pete Gillen	Brown, Clark, Smith
7 Years	118-93 (.559)	83-26 (.761)	22-55 (.286)	13-12 (.520)	45-67 (.402)		1 NCAA, 4 NIT	Pete Gillen	

2005-06	15-15	11-3	2-11	2-1	7-9	T-7th	NIT 1st Round	Dave Leitao	J.R. Reynolds, Sean Singletary
2006-07	21-11	16-1	3-6	2-4	11-5	T-1st	NCAA 2nd Round (32)	Dave Leitao	J.R. Reynolds, Sean Singletary
2007-08	17-16	13-7	4-7	0-2	5-11	10th	CBI Semifinal	Dave Leitao	Sean Singletary, Adrian Joseph
2008-09	10-18	9-8	1-9	0-1	4-12	11th	--	Dave Leitao	Diane, Soroye, Baker
4 Years	63-60 (.512)	49-19 (.721)	10-33 (.233)	4-8 (.333)	27-37 (.422)		1 NCAA, 1 NIT, 1 CBI	Dave Leitao	

2009-10	15-16	11-6	2-8	2-2	5-11	T-9th	--	Tony Bennett	Baker, Meyinsse, Tat
2010-11	16-15	11-6	4-6	1-3	7-9	T-7th	--	Tony Bennett	Farrakhan, Scott, Sherrill
2011-12	22-10	13-3	7-4	2-3	9-7	T-4th	NCAA 2nd Round (64)	Tony Bennett	Scott, Sene, Zeglinski
2012-13	23-12	20-2	3-8	0-2	11-7	T-4th	NIT Quarterfinals	Tony Bennett	Jontel Evans, Joe Harris
2013-14	30-7	15-2	7-4	8-1	16-2	1st	NCAA Sweet 16	Tony Bennett	Joe Harris, Akil Mitchell
2014-15	30-4	15-1	11-1	4-2	16-2	1st	NCAA 3rd Round (32)	Tony Bennett	Brogdon, Gill, Atkins
2015-16	29-8	15-0	5-6	9-2	13-5	T-2nd	NCAA Elite Eight	Tony Bennett	Malcolm Brogdon, Anthony Gill
2016-17	23-11	12-4	7-5	4-2	11-7	T-5th	NCAA 2nd Round (32)	Tony Bennett	London Perrantes
2017-18	31-3	16-1	10-1	5-1	17-1	1st	NCAA 1st Round (64)	Tony Bennett	Wilkins, Hall, Salt
2018-19	35-3	15-1	10-1	10-1	16-2	T-1st	NCAA Champions	Tony Bennett	Ty Jerome, Jack Salt
2019-20	23-7	14-3	7-4	2-0	15-5	T-2nd	Canceled - COVID-19	Tony Bennett	Kihei Clark, Mamadi Diakite
2020-21	18-7	10-1	6-3	2-3	13-4	1st	NCAA 1st Round (64)	Tony Bennett	Sam Hauer, Jay Huff
2021-22	21-14	11-7	7-6	3-1	12-8	6th	NIT Quarterfinals	Tony Bennett	Clark, Coleman, Nixon
13 Years	316-117 (.730)	178-37 (.828)	86-57 (.601)	52-23 (.693)	161-70 (.697)		8 NCAA, 2 NIT	Tony Bennett	

FULL-TIME ASSISTANT COACHES (SINCE 1970)

Name	Years
Mack Calvin	1987
Bill Cofield	1975-76
Chip Conner	1969-74
Bill Courtney	2007-09
Gene Cross	2006
Dick Dibiaso	1969-70
Drew Diener	2008-09
Brian Ellerbe	1991-94
John Fitzpatrick	2005
Walt Fuller	1999-05
Kyle Getter	2022-
Bobby Gonzalez	1999

Name	Years
Pete Herrmann	1995-98
Tom Herrion	1999-02
Rod Jensen	2003-04
Jeff Jones	1986-90
Rob Lanier	2006-07
Jim Larranaga	1980-86
Craig Littlepage	1977-82, 1990
Ritchie McKay	2009-15
Dave Odom	1983-89
Tom Perrin	1987-97
Ron Sanchez	2009-2018
Mike Schuler	1973-77

Name	Years
Steve Seymour	2006-09
Richard Schmidt	1978-79
Scott Shepherd	2000-02, 2004
Alexis Sherard	2003, 2005
Brad Soderberg	2015-21
Anthony Solomon	1995-98
Ricky Stokes	1998
Terry Truax	1972
Orlando Vandross	2018-
Jason Williford	2009-
Dennis Wolff	1991-94

SCORING RECORDS



1,000 POINT SCORERS

No.	Name	Career Points
1.	Bryant Stith (1989-92)	2,516
2.	Jeff Lamp (1978-81)	2,317
3.	Buzzy Wilkinson (1953-55)	2,233
4.	Ralph Sampson (1980-83)	2,228
5.	Sean Singletary (2005-08)	2,079
6.	Junior Burrough (1992-95)	1,970
7.	Wally Walker (1973-76)	1,849
8.	Chris Williams (1999-02)	1,812
9.	Malcolm Brogdon (2012-16)	1,809
10.	Harold Deane (1994-97)	1,763
11.	Curtis Staples (1995-98)	1,757
12.	Joe Harris (2011-14)	1,698
13.	J.R. Reynolds (2004-07)	1,683
14.	John Crotty (1988-91)	1,646
15.	Bob McCarty (1954-56)	1,625
16.	Travis Watson (2000-03)	1,546
17.	Richard Morgan (1986-89)	1,540
18.	Mike Scott (2008-12)	1,538
19.	Donald Hand (1998-01)	1,486
20.	Othell Wilson (1981-84)	1,469
21.	Barry Parkhill (1971-73)	1,437
22.	Jim Connelly (1965-67)	1,426
23.	Lee Raker (1978-81)	1,423
24.	Mel Kennedy (1985-88)	1,415
25.	Elton Brown (2002-05)	1,356
26.	Kyle Guy (2017-19)	1,323
27.	Norman Nolan (1995-98)	1,321
28.	Cory Alexander (1992-95)	1,286
29.	Tony Laquintano (1960-62)	1,263
30.	Marc Iavaroni (1975-78)	1,244
31.	Tom Sheehy (1984-87)	1,241
32.	Billy Langloh (1974-77)	1,240
33.	Roger Mason, Jr. (2000-02)	1,231
34.	London Parrantes (2014-17)	1,225
35.	Anthony Gill (2014-16)	1,222
36.	Kenny Turner (1988-91)	1,220
37.	Jim Miller (1982-85)	1,218
38.	Mike Katos (1966-68)	1,178
39.	Joe Noertker (1947-50)	1,177
40.	Chip Conner (1962-64)	1,157
41.	Olden Polynice (1984-86)	1,151
42.	Paul Adkins (1958-60)	1,150
43.	Devin Smith (2003-05)	1,131
44.	Adam Hall (1999-02)	1,104
45.	Kihei Clark (2019-)	1,082
46.	Gene Engel (1961-63)	1,071
47.	Scott McCandlish (1970-72)	1,026
48.	Mamadi Diane (2006-09)	1,022
49.	Mac Caldwell (1963-65)	1,013
50.	Ty Jerome (2017-19)	1,011

CAREER SCORING AFTER...

JUNIOR SEASON

1.	Bryant Stith (1989-91)	1,832
2.	Jeff Lamp (1978-80)	1,717
3.	Ralph Sampson (1980-82)	1,599

SOPHOMORE SEASON

1.	Bryant Stith (1989-90)	1,179
2.	Jeff Lamp (1978-79)	1,126
3.	Ralph Sampson (1980-81)	1,093

FRESHMAN SEASON

1.	Bryant Stith (1989)	513
2.	Ralph Sampson (1980)	508
3.	Chris Williams (1999)	505

CAREER AVERAGE LEADERS

No.	Name	Points (Gms)	Avg.
1.	Buzzy Wilkinson (1953-55)	2,233 (78)	28.6
2.	Bob McCarty (1954-56)	1,625 (83)	19.6
3.	Jim Connelly (1965-67)	1,426 (73)	19.5
4.	Bryant Stith (1989-92)	2,516 (131)	19.2
5.	Jeff Lamp (1978-81)	2,317 (123)	18.8
6.	Barry Parkhill (1971-73)	1,437 (79)	18.2
7.	Gus Gerard (1973-74)	931 (52)	17.9
8.	Wally Walker (1973-76)	1,849 (104)	17.8
9.	Tony Laquintano (1960-62)	1,263 (73)	17.3
10.	Chip Conner (1962-64)	1,157 (68)	17.0

SEASON SCORING LEADERS

No.	Name	Points
1.	Buzzy Wilkinson (1954-55)	898
2.	Buzzy Wilkinson (1953-54)	814
3.	Bryant Stith (1991-92)	684
4.	Malcolm Brogdon (2015-16)	675
5.	Richard Morgan (1988-89)	673
6.	Bryant Stith (1989-90)	666
7.	Wally Walker (1975-76)	664
8.	Bryant Stith (1990-91)	653
	Sean Singletary (2007-08)	653
10.	Jeff Lamp (1978-79)	641

Class Records

Sr.	Buzzy Wilkinson (1954-55)	898
Jr.	Buzzy Wilkinson (1953-54)	814
So.	Bryant Stith (1989-90)	666
Fr.	Bryant Stith (1988-89)	513

SEASON AVERAGE LEADERS

No.	Name	Points (Gms)	Avg.
1.	Buzzy Wilkinson (1954-55)	898 (28)	32.1
2.	Buzzy Wilkinson (1953-54)	814 (27)	30.1
3.	Bob McCarty (1955-56)	625 (27)	23.1
4.	Jeff Lamp (1978-79)	641 (28)	22.9
5.	Buzzy Wilkinson (1952-53)	521 (23)	22.7
6.	Wally Walker (1975-76)	664 (30)	22.1
7.	Barry Parkhill (1971-72)	605 (28)	21.6
8.	Norman Nolan (1997-98)	630 (30)	21.0
9.	Gus Gerard (1973-74)	562 (27)	20.8
	Bryant Stith (1989-90)	666 (32)	20.8

Class Records

Sr.	Buzzy Wilkinson (1954-55)	898 (28)	32.1
Jr.	Buzzy Wilkinson (1953-54)	814 (27)	30.1
So.	Jeff Lamp (1978-79)	641 (28)	22.9
Fr.	Jeff Lamp (1977-78)	485 (28)	17.3

SINGLE GAME SCORING

No.	Name	Points
1.	B. Parkhill vs. Baldwin-Wallace (12-11-71)	51
2.	B. Wilkinson vs. Hampden-Sydney (12-1-54)	48
3.	B. Wilkinson vs. North Carolina (2-8-54)	45
	B. Wilkinson vs. Georgetown (2-13-54)	45
	B. Wilkinson vs. Roanoke (2-25-54)	45
	B. Wilkinson vs. Clemson (2-14-55)	45
7.	B. Wilkinson vs. Washington & Lee (12-31-54)	43
	B. Wilkinson vs. VMI (1-8-55)	43
9.	B. Wilkinson vs. Hampden-Sydney (12-2-53)	42
	B. Wilkinson vs. Duke (3-4-54)	42
	Bob McCarty vs. Clemson (2-12-56)	42
	Jim Connelly vs. William & Mary (12-1-65)	42
13.	Tony Laquintano vs. West Virginia (12-17-60)	41
	Donald Hand vs. N.C. State (2-14-99)	41
	Sean Singletary vs. Miami (3-1-08)	41
16.	B. Wilkinson vs. Washington & Lee (3-1-55)	40
	Ralph Sampson vs. Ohio State (1-25-81)	40
	Devin Smith vs. Iowa State (12-6-04)	40
	J.R. Reynolds vs. Wake Forest (1-21-07)	40

Class Records

Sr.	B. Wilkinson vs. Hampden-Sydney (12-154)	48
Jr.	B. Parkhill vs. Baldwin-Wallace (12-11-71)	51
So.	Donald Hand vs. NC State (2-14-99)	41
Fr.	Chris Williams vs. Liberty (12-8-98)	34

40-POINT GAMES

No.	Name	Career 40-pt Games
1.	Buzzy Wilkinson (1953-55)	10
2.	Nine Tied	1

Season Record: Buzzy Wilkinson 5 (twice)

30-POINT GAMES

No.	Name	Career 30-pt Games
1.	Buzzy Wilkinson (1953-55)	36
2.	Ralph Sampson (1980-83)	10
3.	Bryant Stith (1989-92)	9
4.	Wally Walker (1973-76)	7
5.	Jeff Lamp (1978-81)	6
	Tony Laquintano (1960-62)	6
7.	Jim Connelly (1965-67)	5
	Gus Gerard (1973-74)	5
	Richard Morgan (1986-89)	5
	Joe Noertker (1948-50)	5
	Barry Parkhill (1971-73)	5
	Sean Singletary (2005-08)	5

Other 30-Point Scorers:

(4): Norman Nolan
 (3): Bob McCarty, Bill Pettway, J.R. Reynolds
 (2): Junior Burrough, Mike Katos, Mel Kennedy, Roger Mason, Jr., Vic Mohl, Jerry Sanders, Mike Scott, Devin Smith, Curtis Staples
 (1): Paul Adkins, Cory Alexander, Courtney Alexander, Mac Caldwell, Chip Case, Chip Conner, John Crotty, Harold Deane, Gene Engel, Mustapha Farrakhan, Kyle Guy, Donald Hand, Joe Harris, John Hasbrouck, Ty Jerome, Andrew Kennedy, Sylvan Landesberg, Bill Nickels, Mike Wilkes, Chris Williams

Season Record: 19 by Buzzy Wilkinson (1955)



TOP 20 SCORERS

1. BRYANT STITH (1989-92) Freeman, Va.

Year	GP-GS	MPG	FG-FGA	FG%	3FG-3FGA	3FG%	FT-FTA	FT%	REB/Avg	AST	BLK	STL	PTS/Avg
1988-89	33-32	28.5	181-330	.548	1-1	1.000	150-195	.769	216-6.5	50	5	45	513-15.5
1989-90	32-31	35.2	217-451	.481	40-102	.392	192-247	.777	221-6.9	53	9	41	666-20.8
1990-91	33-32	33.9	228-484	.471	38-125	.304	159-201	.791	203-6.2	41	19	51	653-19.8
1991-92	33-33	36.4	230-509	.452	35-95	.368	189-232	.815	219-6.6	72	13	40	684-20.7
CAREER	131-128	33.5	856-1774	.483	114-323	.353	690-875	.789	859-6.6	216	46	177	2516-19.2

2. JEFF LAMP (1978-81) Louisville, Ky.

Year	GP-GS	MPG	FG-FGA	FG%	3FG-3FGA	3FG%	FT-FTA	FT%	REB/Avg	AST	BLK	STL	PTS/Avg
1977-78	28-27	33.2	156-382	.408	--	--	173-205	.844	124-4.4	56	2	18	485-17.3
1978-79	28-28	34.5	230-477	.482	--	--	181-214	.846	121-4.3	55	3	33	641-22.9
1979-80	34-34	35.3	232-445	.521	--	--	127-151	.841	133-3.9	72	3	34	591-17.4
1980-81	33-33	34.4	223-406	.549	--	--	154-178	.865	137-4.2	67	4	24	600-18.2
CAREER	123-122	34.4	841-1710	.492	--	--	635-748	.849	515-4.2	250	12	109	2317-18.8

3. BUZZY WILKINSON (1953-55) Pineville, W.Va.

Year	GP-GS	MPG	FG-FGA	FG%	3FG-3FGA	3FG%	FT-FTA	FT%	REB/Avg	AST	BLK	STL	PTS/Avg
1952-53	23	--	188-n/a	--	--	--	145-197	.736	--	-	-	-	521-22.7
1953-54	27	--	288-767	.375	--	--	238-306	.778	174-6.4	-	-	-	814-30.1
1954-55	28	--	308-740	.416	--	--	282-366	.770	178-6.4	-	-	-	898-32.1
CAREER	78	--	784-1508	--	--	--	665-869	.765	352-6.4	-	-	-	2233-28.6

4. RALPH SAMPSON (1980-83) Harrisonburg, Va.

Year	GP-GS	MPG	FG-FGA	FG%	3FG-3FGA	3FG%	FT-FTA	FT%	REB/Avg	AST	BLK	STL	PTS/Avg
1979-80	34-33	29.9	221-404	.547	--	--	66-94	.702	381-11.2	36	157	28	508-14.9
1980-81	33-31	32.0	230-413	.557	--	--	125-198	.631	378-11.5	49	103	28	585-17.7
1981-82	32-31	31.3	198-353	.561	--	--	110-179	.615	366-11.4	38	99	18	506-15.8
1982-83	33-33	30.2	250-414	.604	3-5	.600	126-179	.704	386-11.7	34	103	21	629-19.1
CAREER	132-128	30.8	899-1584	.568	3-5	.600	427-650	.657	1511-11.4	157	462	95	2228-16.9

5. SEAN SINGLETARY (2005-08) Philadelphia, Pa.

Year	GP-GS	MPG	FG-FGA	FG%	3FG-3FGA	3FG%	FT-FTA	FT%	REB/Avg	AST	BLK	STL	PTS/Avg
2004-05	29-29	29.9	101-262	.385	34-106	.321	69-89	.775	88-3.0	113	2	48	305-10.5
2005-06	29-29	33.9	168-420	.400	51-147	.347	125-148	.845	128-4.4	121	3	54	512-17.7
2006-07	32-32	33.2	170-425	.400	79-203	.389	190-218	.872	147-4.6	151	1	38	609-19.0
2007-08	33-33	34.0	203-476	.426	58-1158	.367	189-222	.851	127-3.8	202	1	60	653-19.8
CAREER	123-123	32.8	642-1583	.406	222-614	.362	573-677	.846	490-4.0	587	7	200	2079-16.9

6. JUNIOR BURROUGH (1992-95) Charlotte, N.C.

Year	GP-GS	MPG	FG-FGA	FG%	3FG-3FGA	3FG%	FT-FTA	FT%	REB/Avg	AST	BLK	STL	PTS/Avg
1991-92	33-32	30.2	166-372	.446	0-1	.000	105-151	.695	192-5.8	8	15	18	437-13.2
1992-93	31-31	28.6	178-406	.438	0-4	.000	97-152	.638	224-7.2	20	27	33	453-14.6
1993-94	31-29	31.5	179-442	.405	12-37	.324	95-149	.638	218-7.0	29	28	28	465-15.0
1994-95	34-33	31.7	236-471	.501	1-4	.250	142-200	.710	295-8.7	55	26	32	615-18.1
CAREER	129-125	30.5	759-1691	.449	13-46	.283	429-652	.673	929-7.2	112	96	111	1970-15.3

7. WALLY WALKER (1973-76) Millersville, Pa.

Year	GP-GS	MPG	FG-FGA	FG%	3FG-3FGA	3FG%	FT-FTA	FT%	REB/Avg	AST	BLK	STL	PTS/Avg
1972-73	23	28.8	139-247	.563	--	--	38-48	.792	156-6.8	15	-	-	316-13.7
1973-74	26	31.0	199-404	.493	--	--	58-70	.829	170-6.5	37	-	-	456-17.5
1974-75	25	30.2	179-374	.479	--	--	55-66	.833	136-5.4	30	-	-	413-16.5
1975-76	30	33.9	262-478	.548	--	--	140-186	.753	203-6.8	64	11	18	664-22.1
CAREER	104	31.2	779-1503	.518	--	--	291-370	.786	665-6.4	146	11	18	1849-17.8

8. CHRIS WILLIAMS (1999-02) Birmingham, Ala.

Year	GP-GS	MPG	FG-FGA	FG%	3FG-3FGA	3FG%	FT-FTA	FT%	REB/Avg	AST	BLK	STL	PTS/Avg
1998-99	30-28	33.5	188-367	.512	36-120	.300	93-127	.732	226-7.5	55	41	45	505-16.8
1999-00	31-30	32.2	173-341	.507	34-93	.366	99-142	.697	189-6.1	60	20	51	479-15.5
2000-01	29-25	29.1	147-292	.503	32-81	.395	95-125	.760	193-6.7	59	20	44	421-14.5
2001-02	29-29	32.5	142-274	.518	28-75	.373	95-134	.709	178-6.1	79	16	49	407-14.0
CAREER	119-112	31.9	650-1274	.510	130-369	.352	382-528	.723	786-6.6	253	97	189	1812-15.2

9. MALCOLM BROGDON (2012-16) Atlanta, Ga.

Year	GP-GS	MPG	FG-FGA	FG%	3FG-3FGA	3FG%	FT-FTA	FT%	REB/Avg	AST	BLK	STL	PTS/Avg
2011-12	28-1	22.4	63-159	.396	22-68	.324	40-50	.800	78-2.8	38	3	14	188-6.7
2013-14	37-37	31.4	150-363	.413	44-119	.370	126-144	.875	201-5.4	101	5	44	470-12.7
2014-15	34-34	32.5	158-374	.422	44-128	.344	116-132	.879	134-3.9	81	14	24	476-14.0
2015-16	37-37	34.1	230-503	.457	75-192	.391	140-156	.897	150-4.1	115	9	35	675-18.2
CAREER	136-109	30.6	601-1399	.430	185-507	.365	422-482	.876	563-4.1	335	31	117	1809-13.3

10. HAROLD DEANE (1994-97) Etrick, Va.

Year	GP-GS	MPG	FG-FGA	FG%	3FG-3FGA	3FG%	FT-FTA	FT%	REB/Avg	AST	BLK	STL	PTS/Avg
1993-94	31-27	33.7	111-302	.368	51-154	.331	108-153	.706	107-3.5	86	14	42	381-12.3
1994-95	34-34	34.4	148-378	.392	69-196	.352	178-224	.795	103-3.0	147	7	46	543-16.0
1995-96	27-25	35.6	122-355	.344	64-186	.344	143-177	.808	120-4.4	99	21	43	451-16.7
1996-97	30-30	36.4	109-287	.380	53-157	.338	117-145	.807	110-3.7	136	19	48	388-12.9
CAREER	122-116	35.0	490-1322	.371	237-693	.342	546-699	.781	440-3.6	468	61	179	1763-14.5

TOP 20 SCORERS



11. CURTIS STAPLES (1995-98) Roanoke, Va.

Year	GP-GS	MPG	FG-FGA	FG%	3FG-3FGA	3FG%	FT-FTA	FT%	REB/Avg	AST	BLK	STL	PTS/Avg
1994-95	34-10	26.4	132-317	.416	103-244	.422	37-49	.755	103-3.0	26	10	28	404-11.9
1995-96	27-27	35.4	126-337	.374	82-249	.329	44-55	.800	98-3.6	56	2	23	378-14.0
1996-97	31-30	33.7	146-337	.433	98-253	.387	42-61	.689	144-4.6	51	5	24	432-13.9
1997-98	30-30	39.1	169-415	.407	130-333	.390	75-98	.765	137-4.6	54	4	22	543-18.1
CAREER	122-97	33.4	573-1406	.408	413-1079	.383	198-263	.753	482-4.0	187	21	97	1757-14.4

12. JOE HARRIS (2011-14) Chelan, Wash.

Year	GP-GS	MPG	FG-FGA	FG%	3FG-3FGA	3FG%	FT-FTA	FT%	REB/Avg	AST	BLK	STL	PTS/Avg
2010-11	31-25	29.4	107-256	.418	65-156	.417	44-58	.759	135-4.4	39	11	27	323-10.4
2011-12	32-31	30.3	121-274	.442	49-129	.380	71-92	.772	124-3.9	55	12	23	362-11.3
2012-13	35-25	32.5	191-408	.468	77-181	.425	111-150	.740	141-4.0	76	17	31	570-16.3
2013-14	37-37	28.8	149-338	.441	72-180	.400	73-114	.640	109-2.9	84	8	35	443-12.0
CAREER	135-128	30.3	568-1276	.445	263-646	.407	299-414	.722	509-3.8	254	48	116	1698-12.6

13. J.R. REYNOLDS (2004-07) Roanoke, Va.

Year	GP-GS	MPG	FG-FGA	FG%	3FG-3FGA	3FG%	FT-FTA	FT%	REB/Avg	AST	BLK	STL	PTS/Avg
2003-04	29-18	24.7	90-204	.441	48-125	.384	46-61	.754	48-1.7	58	3	26	274-9.4
2004-05	29-27	32.3	98-270	.363	51-147	.347	64-78	.821	73-2.5	50	4	23	311-10.7
2005-06	30-30	33.2	161-396	.407	60-170	.353	128-165	.776	94-3.1	92	3	24	510-17.0
2006-07	32-31	32.2	181-422	.429	62-168	.369	164-197	.832	128-4.0	117	3	28	588-18.4
CAREER	120-106	30.7	530-1292	.410	221-610	.362	402-501	.802	343-2.9	317	13	101	1683-14.0

14. JOHN CROTTY (1988-91) Spring Lake, N.J.

Year	GP-GS	MPG	FG-FGA	FG%	3FG-3FGA	3FG%	FT-FTA	FT%	REB/Avg	AST	BLK	STL	PTS/Avg
1987-88	31-12	23.1	59-163	.362	26-75	.347	51-87	.586	70-2.3	92	1	18	195-6.3
1988-89	33-33	34.6	136-309	.440	41-112	.366	113-169	.669	85-2.6	208	6	42	426-12.9
1989-90	32-32	36.8	156-401	.389	66-194	.340	134-191	.702	94-2.9	214	4	34	512-16.0
1990-91	33-33	34.5	176-397	.443	46-136	.338	115-148	.777	78-2.4	169	6	35	513-15.5
CAREER	129-110	32.4	527-1270	.415	179-517	.346	413-595	.694	327-2.5	683	17	129	1646-12.8

15. BOB McCARTY (1954-56) Clarksburg, W.Va.

Year	GP-GS	MPG	FG-FGA	FG%	3FG-3FGA	3FG%	FT-FTA	FT%	REB/Avg	AST	BLK	STL	PTS/Avg
1953-54	27	--	176-399	.441	--	--	77-111	.694	135-5.0	-	-	-	429-15.9
1954-55	29	--	236-444	.532	--	--	99-139	.712	184-6.3	-	-	-	571-19.7
1955-56	27	--	231-510	.453	--	--	163-196	.832	192-7.1	-	-	-	625-23.1
CAREER	83		643-1353	.475			339-446	.760	511-6.2				1625-19.6

16. TRAVIS WATSON (2000-03) Brookneal, Va.

Year	GP-GS	MPG	FG-FGA	FG%	3FG-3FGA	3FG%	FT-FTA	FT%	REB/Avg	AST	BLK	STL	PTS/Avg
1999-00	31-30	28.6	137-256	.535	0-1	.000	78-139	.561	258-8.3	25	29	27	352-11.4
2000-01	29-28	28.4	149-300	.497	0-0	.000	58-94	.617	264-9.1	25	35	29	356-12.3
2001-02	28-25	29.6	149-284	.525	7-14	.500	89-128	.695	272-9.7	31	26	32	394-14.1
2002-03	31-27	30.7	167-321	.520	7-29	.241	103-150	.687	321-10.4	69	40	46	444-14.3
CAREER	119-110	29.3	602-1161	.519	14-44	.318	328-511	.642	1115-9.4	150	130	134	1546-13.0

17. RICHARD MORGAN (1986-89) Salem, Va.

Year	GP-GS	MPG	FG-FGA	FG%	3FG-3FGA	3FG%	FT-FTA	FT%	REB/Avg	AST	BLK	STL	PTS/Avg
1985-86	29-2	15.5	83-179	.464	--	--	6-11	.545	55-1.9	54	2	22	172-5.9
1986-87	31-26	28.4	158-360	.439	16-54	.296	50-64	.781	108-3.5	73	2	46	382-12.3
1987-88	31-30	26.1	129-308	.419	34-100	.340	21-32	.656	99-3.2	54	3	37	313-10.1
1988-89	33-33	34.8	235-563	.417	82-221	.371	121-140	.864	134-4.1	98	12	55	673-20.4
CAREER	124-91	26.5	605-1410	.429	132-375	.352	198-247	.802	396-3.2	279	19	160	1540-12.4

18. MIKE SCOTT (2008-12) Chesapeake, Va.

Year	GP-GS	MPG	FG-FGA	FG%	3FG-3FGA	3FG%	FT-FTA	FT%	REB/Avg	AST	BLK	STL	PTS/Avg
2007-08	32-21	18.1	63-143	.441	4-10	.400	52-74	.703	168-5.3	15	12	20	182-5.7
2008-09	28-19	27.6	111-204	.544	2-6	.333	63-85	.741	208-7.4	21	9	24	287-10.3
2009-10	28-25	27.4	143-283	.505	3-7	.429	46-64	.719	201-7.2	35	8	17	335-12.0
2010-11	10-9	33.7	53-110	.482	1-1	1.000	52-59	.881	102-10.2	16	7	3	159-15.9
2011-12	32-32	31.2	215-382	.563	6-20	.300	139-172	.808	265-8.3	37	15	21	575-18.0
CAREER	130-106	26.6	585-1122	.521	16-44	.364	352-454	.775	944-7.3	124	51	85	1538-11.8

19. DONALD HAND (1998-01) Paterson, N.J.

Year	GP-GS	MPG	FG-FGA	FG%	3FG-3FGA	3FG%	FT-FTA	FT%	REB/Avg	AST	BLK	STL	PTS/Avg
1997-98	30-21	24.0	46-140	.329	18-65	.277	32-58	.552	71-2.4	99	1	37	142-4.7
1998-99	30-30	34.9	151-403	.375	50-159	.314	162-188	.862	145-4.8	123	2	57	514-17.1
1999-00	31-30	30.7	139-368	.378	51-162	.315	137-183	.749	82-2.6	133	1	38	466-15.0
2000-01	29-29	31.7	107-292	.366	37-131	.282	113-139	.813	92-3.2	174	1	47	364-12.6
CAREER	120-110	30.3	443-1203	.368	156-517	.302	444-568	.782	390-3.3	529	5	179	1486-12.4

20. OTHELL WILSON (1981-84) Woodbridge, Va.

Year	GP-GS	MPG	FG-FGA	FG%	3FG-3FGA	3FG%	FT-FTA	FT%	REB/Avg	AST	BLK	STL	PTS/Avg
1980-81	32-6	22.0	78-164	.476	--	--	55-71	.775	71-2.2	89	3	48	211-6.6
1981-82	32-30	28.8	149-270	.552	--	--	67-91	.736	80-2.5	109	0	61	365-11.4
1982-83	34-34	30.9	178-347	.513	29-54	.537	107-148	.723	113-3.3	152	2	44	492-14.5
1983-84	29-24	33.6	166-337	.493	--	--	69-96	.719	111-3.8	143	9	69	401-13.8
CAREER	127-94	28.7	571-1118	.511	29-54	.537	298-406	.734	375-3.0	493	14	222	1469-11.6



CAREER DOUBLE DOUBLES

RALPH SAMPSON (84)

Date	Opponent	Pt	Reb
12-3-79	Randolph-Macon	23	13
12-5-79	Temple	12	13
12-22-79	Army (12 blks)	16	14
12-28-79	VCU	22	10
12-29-79	ODU (10 blks)	15	22
1-12-80	N.C. State	11	11
1-14-80	Virginia Tech	14	21
1-16-80	Pennsylvania	10	20
1-23-80	Duke	23	13
1-27-80	Ohio State	14	10
1-30-80	Maryland	12	14
2-6-80	Duke	20	10
2-13-80	Clemson	32	10
2-16-80	North Carolina	12	11
2-20-80	William & Mary	13	12
2-28-80	Clemson	17	18
3-5-80	Lafayette	19	13
3-10-80	Boston College	10	14
3-13-80	Michigan	26	12
3-17-80	UNLV	26	15
3-19-80	Minnesota	15	15
11-29-80	VCU	19	13
12-12-80	Duke	30	17
12-22-80	Baltimore	24	15
12-30-80	James Madison	11	14
1-3-81	Virginia Tech	19	19
1-7-81	N.C. State	24	13
1-10-81	North Carolina	14	11
1-19-81	Clemson	17	13
1-21-81	Geo. Washington	16	15
1-25-81	Ohio State	40	16
1-28-81	Wake Forest	19	16
1-31-81	Duke	10	13
2-3-81	North Carolina	32	13
2-5-81	Wagner	19	18
2-14-81	Clemson	12	12
2-16-81	Georgia Tech	15	12
2-25-81	Wake Forest	14	11
2-28-81	Maryland	17	11
3-15-81	Villanova	17	12
3-21-81	Brigham Young	22	12
3-30-81	Louisiana State	10	11
12-19-81	Chaminade	14	10
12-21-81	BYU-Hawaii	30	16
12-29-81	Richmond	12	13
12-30-81	James Madison	22	14
1-2-82	James Madison	15	14
1-6-82	Notre Dame	17	14
1-9-82	North Carolina	30	19
1-14-82	Wagner	12	11
1-16-82	Georgia Tech	24	14
1-17-82	Clemson	22	14
1-24-82	Louisville	26	10
1-30-82	Duke	23	11
2-3-82	North Carolina	18	12
2-6-82	Virginia Tech	25	21
2-10-82	N.C. State	11	11
2-24-82	Wake Forest	22	20
3-5-82	Clemson	13	11
3-18-82	UAB	19	21
12-4-82	VMI	10	10
12-8-82	Duke	36	14
12-11-82	Georgetown	23	16
12-18-82	Utah	14	17
12-24-82	Chaminade	12	17
12-30-82	Old Dominion	21	15
1-8-83	Maryland	14	15
1-12-83	N.C. State	33	21
1-15-83	North Carolina	17	12
1-26-83	Geo. Washington	16	16
1-29-83	Louisville	35	12

2-3-83	Wake Forest	30	12
2-5-83	Duke	10	14
2-10-83	North Carolina	15	12
2-14-83	Georgia Tech	14	13
2-20-83	Missouri	21	10
2-23-83	Clemson	29	13
2-27-83	N.C. State	15	16
3-6-83	Maryland	23	10
3-12-83	Georgia Tech	16	10
3-13-83	N.C. State	24	12
3-19-83	Washington State	15	12
3-24-83	Boston College	19	11
3-26-83	N.C. State	23	11

TRAVIS WATSON (54)

Date	Opponent	Pt	Reb
11-19-99	Elon	15	14
11-26-99	Providence	15	14
12-21-99	Richmond	10	12
1-5-00	Duke	17	16
1-12-00	N.C. State	10	15
2-12-00	N.C. State	20	12
2-20-00	North Carolina	18	11
3-15-00	Georgetown	20	12
11-24-00	Virginia Tech	12	11
12-4-00	VMI	10	11
12-23-00	UMBC	19	16
12-28-00	Bucknell	14	11
1-6-01	N.C. State	19	10
1-9-01	Georgia Tech	11	11
1-20-01	Missouri	16	10
1-24-01	North Carolina	16	10
1-31-01	Maryland	10	13
2-3-01	Wake Forest	10	12
2-11-01	Georgia Tech	12	10
2-25-01	North Carolina	14	10
3-9-01	Georgia Tech	12	11
11-16-01	Wagner	11	13
11-18-01	E. Tennessee St.	14	13
12-8-01	Auburn	11	10
12-20-01	Georgetown	12	13
12-23-01	Rutgers	18	15
12-30-01	Grambling State	17	10
1-5-02	N.C. State	20	13
1-15-02	Wake Forest	20	17
1-20-02	Florida State	14	15
1-22-02	Georgia Tech	10	10
1-31-02	Maryland	19	12
2-6-02	N.C. State	29	12
2-10-02	Clemson	20	10
2-12-02	North Carolina	17	10
2-17-02	Wake Forest	13	12
2-23-02	Georgia Tech	17	11
3-13-02	South Carolina	26	13
11-22-02	Long Island	26	13
11-25-02	Chaminade	16	14
11-27-02	Indiana	14	11
12-30-02	Liberty	20	15
1-2-03	Wofford	21	20
1-5-03	N.C. State	10	12
1-11-03	North Carolina	18	12
1-23-03	Wake Forest	11	13
1-29-03	Florida State	20	16
2-6-03	Maryland	15	10
2-9-03	N.C. State	15	14
2-12-03	North Carolina	13	15
2-18-03	Clemson	14	13
3-5-03	Georgia Tech	24	15
3-9-03	Maryland	26	15
3-14-03	Brown	29	12

MIKE SCOTT (34)

Date	Opponent	Pt	Reb
11-23-07	Penn	10	13
2-17-08	Boston College	11	12
11-16-08	VMI	26	18
11-28-08	Syracuse	10	10
12-23-08	Hampton	17	15
12-28-08	Georgia Tech	11	10
1-6-09	Brown	15	10
1-20-09	Maryland	16	10
2-15-09	Clemson	18	10
3-7-09	Maryland	11	11
11-13-09	Longwood	12	13
11-21-09	Oral Roberts	15	10
11-30-09	Penn State	17	11
2-3-10	NC State	15	10
2-6-10	Wake Forest	10	10
2-13-10	Virginia Tech	20	13
3-11-10	Boston College	11	13
3-12-10	Duke	14	11
11-15-10	USC Upstate	19	12
11-23-10	Oklahoma	27	15
11-24-10	Wichita State	16	10
11-29-10	Minnesota	17	12
12-5-10	Virginia Tech	21	13
12-7-10	Radford	10	13
11-19-11	Drexel	21	10
11-25-11	Green Bay	15	10
11-29-11	Michigan	18	11
12-18-11	Oregon	17	13
12-21-11	Seattle	33	14
1-31-12	Clemson	23	10
2-4-12	Florida State	16	11
3-1-12	Florida State	28	10
3-4-12	Maryland	35	11
3-9-12	NC State	23	10

SCOTT McCANDLISH (29)

Date	Opponent	Pt	Reb
12-20-69	William & Mary	17	15
1-3-70	N.C. State	14	14
1-7-70	Virginia Tech	13	15
1-10-70	Clemson	12	12
1-15-70	Wake Forest	19	10
1-29-70	William & Mary	29	14
2-7-70	N.C. State	12	15
2-17-70	Geo. Washington	23	15
12-1-70	VMI	18	13
12-9-70	Navy	24	15
12-11-70	Boston College	20	12
12-17-70	William & Mary	22	13
1-6-71	Virginia Tech	15	11
1-9-71	Clemson	21	11
1-13-71	Wake Forest	14	11
1-16-71	Georgia Tech	17	10
2-2-71	Washington & Lee	15	12
2-10-71	Maryland	17	10
2-13-71	Wake Forest	14	12
2-22-71	N.C. State	10	14
3-4-71	Seton Hall	27	10
3-6-71	Maryland	18	13
12-1-71	Washington & Lee	24	17
12-21-71	Richmond	19	12
2-9-72	West Virginia	12	11
2-16-72	Penn State	13	11
2-23-72	Pittsburgh	22	13
2-26-72	North Carolina	15	12
3-9-72	Wake Forest	20	16

NORMAN NOLAN (26)

Date	Opponent	Pt	Reb
11-24-95	Tenn.-Martin	10	11
11-27-95	William & Mary	13	10
11-29-95	Kansas	14	11
1-6-96	N.C. State	16	15
12-18-96	Liberty	10	12
12-23-96	Connecticut	17	14
1-11-97	North Carolina	20	11
2-1-97	Florida State	11	10
2-22-97	Wake Forest	10	10
3-7-97	North Carolina	15	10
11-16-97	Richmond	31	11
11-19-97	William & Mary	17	11
11-22-97	George Mason	13	16
12-2-97	Appalachian St.	17	10
12-10-97	Connecticut	16	11
12-27-97	Nebraska	23	11
12-29-97	Brigham Young	24	10
12-30-97	New Mexico St.	24	10
1-4-98	Wake Forest	31	12
1-12-98	Virginia Tech	20	11
1-15-98	Georgia Tech	19	10
2-14-98	Georgia Tech	24	12
2-21-98	Clemson	24	12
2-24-98	Maryland	26	15
2-28-98	Florida State	24	10
3-5-98	Duke	13	15

NORM CARMICHAEL (25)

Date	Opponent	Pt	Reb
1-5-67	NYU	15	19
1-14-67	Clemson	23	13
12-2-67	Saint John's	12	11
12-16-67	NYU	20	16
12-18-67	Yale	22	15
12-20-67	Marshall	10	10
1-3-68	Richmond	13	22
1-6-68	Virginia Tech	14	14
1-11-68	Clemson	20	10
1-13-68	South Carolina	14	13
1-20-68	Clemson	14	14
2-1-68	Duke	15	13
2-3-68	Navy	28	12
2-6-68	North Carolina	18	10
2-10-68	N.C. State	13	10
2-13-68	Maryland	18	14
2-17-68	Pittsburgh	13	15
2-24-68	North Carolina	14	12
2-28-68	Maryland	20	15
12-11-68	Duke	10	13
12-28-68	Baylor	11	11
2-11-69	Virginia Tech	13	11
2-17-69	Duke	16	11
2-22-69	South Carolina	17	10
3-1-69	Wake Forest	20	15

CAREER DOUBLE-DOUBLES



BILL GERRY (25)

Date	Opponent	Pt	Reb
12-6-69	Duke	14	13
12-9-69	Pennsylvania	20	18
12-16-69	North Carolina	17	13
12-19-69	Richmond	25	10
12-20-69	William & Mary	18	14
1-2-70	Wake Forest	18	11
1-10-70	Clemson	26	16
1-29-70	William & Mary	18	18
2-3-70	North Carolina	28	14
2-11-70	Maryland	16	20
2-17-70	Geo. Washington	28	11
2-21-70	Clemson	26	12
2-28-70	Maryland	23	14
3-5-70	North Carolina	21	13
12-5-70	Duke	22	11
12-9-70	Navy	18	12
12-11-70	Boston College	14	11
12-12-70	West Virginia	22	14
12-15-70	North Carolina	24	10
12-17-70	William & Mary	21	12
1-13-71	Wake Forest	24	11
1-28-71	Clemson	12	10
2-6-71	NC State	14	13
3-4-71	Seton Hall	13	11
3-11-71	Wake Forest	23	13

JUNIOR BURROUGH (25)

Date	Opponent	Pt	Reb
1-2-92	Duke	11	11
2-13-92	Florida State	19	10
3-7-92	Maryland	13	11
12-5-92	Stanford	15	11
12-9-92	Old Dominion	20	10
1-13-93	Clemson	15	11
1-30-93	Virginia Tech	15	10
3-6-93	Maryland	17	13
12-4-93	Rice	15	11
12-11-93	Old Dominion	29	14
12-22-93	Stanford	20	11
2-2-94	Maryland	26	13
2-26-94	Wake Forest	11	11
3-5-94	Maryland	14	11
1-7-95	NC State	17	10
1-18-95	North Carolina	22	14
1-22-95	Georgia Tech	19	13
1-28-95	George Mason	20	11
2-4-95	Florida State	26	19
2-15-95	Duke	17	11
3-5-95	Maryland	24	11
3-11-95	Wake Forest	31	11
13-5-95	Maryland	24	11
3-11-95	Wake Forest	31	11
3-18-95	Miami-Ohio	28	12
3-24-95	Kansas	18	12
3-26-95	Arkansas	22	16

GUS GERARD (24)

Date	Opponent	Pt	Reb
12-2-72	Washington & Lee	12	11
12-6-72	VMI	25	14
12-27-72	Georgetown	21	10
12-29-72	Saint Louis	11	10
2-10-73	Wake Forest	20	12
2-21-73	Pittsburgh	30	11
2-28-73	Virginia Tech	30	12
12-1-73	Washington & Lee	20	12
12-8-73	Duke	18	13
12-28-73	Denver	32	14
12-29-73	UNLV	27	11
1-2-74	Pittsburgh	25	10
1-8-74	Wake Forest	19	10
1-12-74	North Carolina	30	10
1-17-74	NC State	20	11
1-19-74	Geo. Washington	17	11
1-30-74	West Virginia	25	13
2-2-74	NC State	20	12
2-9-74	Wake Forest	20	11
2-13-74	Duke	29	12
2-20-74	Clemson	27	15
2-27-74	Virginia Tech	27	18
3-7-74	Clemson	30	19
3-8-74	NC State	12	11

OLDEN POLYNICE (19)

Date	Opponent	Pt	Reb
2-25-84	NC State	16	10
3-16-84	Iona	14	10
11-23-84	Providence	16	11
12-1-84	Richmond	20	10
12-28-84	Alabama	13	11
1-12-85	North Carolina	22	14
1-19-85	Clemson	10	12
2-16-85	Georgia Tech	14	11
2-20-85	Clemson	17	10
2-27-85	Wake Forest	17	12
11-23-85	Houston	25	15
12-10-85	Virginia Tech	13	10
1-2-86	Hartford	17	11
1-4-86	Georgia Tech	17	10
1-11-86	Clemson	18	13
1-14-86	Pennsylvania	20	11
1-22-86	Wake Forest	16	10
1-30-86	North Carolina	19	10
3-1-86	Maryland	14	11

BRYANT STITH (19)

Date	Opponent	Pt	Reb
12-19-88	Jacksonville	10	11
1-11-89	Clemson	15	11
2-1-89	NC State	15	12
2-12-89	North Carolina	20	12
3-1-89	Wake Forest	14	10
3-5-89	Maryland	15	12
1-28-90	Wake Forest	37	10
2-3-90	Marquette	35	12
2-8-90	Duke	23	15
2-25-90	NC State	27	12
3-9-90	North Carolina	32	11
12-3-90	Pittsburgh	28	12
1-21-91	Davidson	14	10
1-23-91	Virginia Tech	24	11
2-4-91	Radford	25	10
2-19-91	Georgia Tech	21	10
2-19-92	North Carolina	30	10
3-13-92	Georgia Tech	12	13
3-30-92	Florida	27	15

MIKE WILKES (19)

Date	Opponent	Pt	Reb
12-20-67	Marshall	19	10
1-3-68	Richmond	16	12
1-6-68	Virginia Tech	12	17
1-29-68	NC State	12	11
2-1-68	Duke	18	19
2-3-68	Navy	15	16
2-10-68	N.C. State	11	11
2-17-68	Pittsburgh	13	17
2-24-68	North Carolina	10	11
2-28-68	Maryland	22	17
3-7-68	South Carolina	17	15
12-14-68	South Carolina	21	16
12-20-68	Richmond	23	16
12-21-68	Virginia Tech	19	10
12-26-68	Air Force	15	10
1-3-69	NC State	19	11
1-11-69	Clemson	30	15
2-17-69	Duke	12	10
3-1-69	Wake Forest	15	12

JOHN GIDDING (16)

Date	Opponent	Pt	Reb
2-17-68	Pittsburgh	17	11
2-19-68	Wake Forest	12	13
12-7-68	Geo. Washington	24	22
12-11-68	Duke	15	13
12-26-68	Air Force	24	11
12-27-68	East Carolina	27	10
12-28-68	Baylor	20	11
1-11-69	Clemson	18	12
1-30-69	Maryland	10	16
2-8-69	NC State	13	11
2-15-69	Maryland	10	11
2-17-69	Duke	15	12
2-22-69	South Carolina	10	10
2-24-69	Clemson	15	11
3-1-69	Wake Forest	21	12
3-6-69	Duke	15	17

MARC IAVARONI (15)

Date	Opponent	Pt	Reb
12-7-74	NC State	12	13
1-4-75	Clemson	17	12
1-8-75	Wake Forest	18	11
1-18-75	Duke	12	15
1-25-75	Clemson	14	13
2-1-75	Duke	22	12
2-12-75	NC State	17	10
1-24-76	Clemson	18	16
1-8-77	North Carolina	19	14
1-20-77	Delaware	10	10
3-5-77	North Carolina	10	10
11-26-77	VMI	13	10
1-4-78	Wake Forest	12	11
2-11-78	Virginia Tech	20	10
2-25-78	Maryland	21	16

STEVE CASTELLAN (15)

Date	Opponent	Pt	Reb
1-5-76	Davidson	15	11
1-12-77	Virginia Tech	17	10
1-15-77	Wake Forest	22	16
1-29-77	NC State	12	12
3-4-77	Clemson	11	10
11-26-77	VMI	20	10
12-7-77	Pennsylvania	12	13
1-4-78	Wake Forest	15	10
2-8-78	Duke	14	10
3-8-78	Georgetown	20	12
11-25-78	VCU	12	11
12-28-78	Providence	17	14
1-24-79	Duke	21	10
1-27-79	NC State	12	14
3-7-79	NE Louisiana	11	10

ELTON BROWN (15)

Date	Opponent	Pt	Reb
1-22-02	Georgia Tech	20	10
12-5-03	VMI	14	13
12-19-03	Loyola Marymount	21	10
12-22-03	Coastal Carolina	22	11
11-19-04	Robert Morris	13	12
11-24-04	Appalachian St.	24	12
11-28-04	Richmond	12	10
12-1-04	Northwestern	15	12
12-6-04	Iowa State	13	11
12-8-04	Furman	16	12
1-5-05	Western Kentucky	10	12
1-12-05	Miami	20	10
1-19-05	Maryland	18	10
1-27-05	Virginia Tech	19	15
2-19-05	Maryland	13	12

MIKE KATOS (15)

Date	Opponent	Pt	Reb
12-6-65	Wake Forest	28	12
2-10-66	Miami (Fla.)	17	11
1-11-67	South Carolina	16	14
1-14-67	Clemson	21	17
1-28-67	North Carolina	17	16
12-7-67	VMI	16	10
12-21-67	Bowling Green	17	13
1-3-68	Richmond	21	10
1-6-68	Virginia Tech	29	11
1-11-68	Clemson	20	10
1-20-68	Clemson	32	11
1-29-68	NC State	23	15
2-3-68	Navy	21	14
2-19-68	Wake Forest	26	11
2-28-68	Maryland	17	10

AKIL MITCHELL (15)

Date	Opponent	Pt	Reb
3-9-12	NC State	10	12
11-13-12	Delaware	15	13
11-17-12	Seattle	14	16
11-28-12	Wisconsin	11	10
12-5-12	Tennessee	13	12
12-19-12	Morgan State	15	12
1-9-13	Wake Forest	10	10
1-29-13	N.C. State	14	12
2-13-13	Georgia Tech	13	12
2-28-13	Duke	19	12
3-7-13	Florida State	15	12
3-10-13	Maryland	17	10
3-19-13	Norfolk State	15	11
1-4-14	Florida State	11	13
2-2-14	Pittsburgh	10	12



CAREER DOUBLE-DOUBLES

WALLY WALKER (14)

Date	Opponent	Pt	Reb
1-25-73	North Carolina	25	10
1-27-73	Clemson	16	12
2-6-73	Navy	20	11
2-10-73	Wake Forest	22	17
12-29-73	UNLV	22	13
1-30-74	West Virginia	21	15
2-9-74	Wake Forest	26	10
2-23-74	North Carolina	18	11
2-22-75	North Carolina	15	13
1-5-76	Davidson	15	11
1-21-76	Pittsburgh	25	11
2-4-76	Maryland	24	10
2-11-76	Duke	30	10
2-25-76	Virginia Tech	17	14

KENNY TURNER (14)

Date	Opponent	Pt	Reb
1-17-90	Maryland	19	11
1-21-90	Georgia Tech	13	11
1-24-90	Virginia Tech	15	12
3-9-90	North Carolina	17	10
3-11-90	Georgia Tech	15	11
11-26-90	UCLA	25	10
12-20-90	Marshall	22	10
1-2-91	Marquette	26	12
1-5-91	Duke	15	10
1-16-91	Maryland	14	10
2-4-91	Radford	18	16
2-13-91	Fairfield	11	11
2-25-91	Towson	16	10
3-2-91	Maryland	15	12

CHRIS WILLIAMS (14)

Date	Opponent	Pt	Reb
11-13-98	VCU	20	10
12-5-98	New Hampshire	14	14
12-22-98	VMI	19	15
1-27-99	Virginia Tech	17	13
2-3-99	Wake Forest	14	10
3-4-99	Duke	16	10
2-20-00	North Carolina	16	12
1-20-01	Missouri	17	11
1-24-01	North Carolina	14	11
2-14-01	Duke	21	12
11-16-01	Wagner	26	10
12-20-01	Georgetown	17	11
2-3-02	Missouri	18	11
2-12-02	North Carolina	18	10

JOHN CROTTY (12)

Date	Opponent	Pt	Ast
2-25-88	Georgia Tech	11	11
3-16-89	Providence	24	10
3-18-89	Middle Tennessee	25	14
11-28-89	Samford	26	11
1-15-90	VMI	18	12
1-17-90	Maryland	14	10
2-3-90	Marquette	19	12
2-22-90	Georgia Tech	14	10
3-18-90	Syracuse	10	12
12-29-90	Minnesota	19	12
1-2-91	Marquette	16	11
1-29-91	N.C. State	21	14

TED JEFFRIES (10)

Date	Opponent	Pt	Reb
1-23-91	Virginia Tech	10	11
3-2-91	Maryland	11	10
3-3-92	NC State	10	17
3-27-92	New Mexico	14	12
12-5-92	Stanford	12	13
1-2-93	Winthrop	14	12
1-23-93	Georgia Tech	14	12
1-25-93	William & Mary	23	10
2-8-93	Florida State	23	19
3-6-93	Maryland	15	12

JAY HUFF (10)

Date	Opponent	Pt	Blk
11-6-19	Syracuse	11	12
1-11-20	Syracuse	16	10
2-5-20	Clemson	10	10
12-4-20	Kent State	18	11
1-24-21	Syracuse	21	12
2-13-21	North Carolina	18	12
2-20-21	Duke	20	12
2-24-21	NC State	19	11
3-11-21	Syracuse	13	12
2-29-20	Duke	15	10

SEASON DOUBLE-DOUBLES

Player	No.
1. Ralph Sampson (1983)	24
2. Ralph Sampson (1980)	21
Ralph Sampson (1981)	21
4. Ralph Sampson (1982)	18
5. Norm Carmichael (1968)	17
Gus Gerard (1974)	17
Travis Watson (2002)	17

DOUBLE-DOUBLES STREAKS

Player	No.
1. Ralph Sampson (1/26/83-2/27/83)	9
2. Ralph Sampson (1/7/81-2/5/81)	7
Ralph Sampson (12/19/81-1/9/82)	7
4. Norm Carmichael (2/1/68-2/17/68)	6
John Gidding (2/15/69-3/6/69)	6
Bill Gerry (12/5/70-12/17/70)	6
Ralph Sampson (2/28/80-3/19/80)	6

OTHER DOUBLE-DOUBLES

Player	No.
Yuri Barnes	9
Andrew Kennedy	9
Jason Cain	8
Mac Caldwell	8
Brent Dabbs	8
Jerry Sanders	8
Jason Williford	8
Jim Connelly	7
Jayden Gardner	6
Anthony Gill	6
Craig Robinson	6
Sean Singletary	6
Otis Fulton	5
Adrian Joseph	5
John Naponick	5
Buddy Reams	5
Tom Sheehy	5
Cory Alexander	4
Chip Case	4
Frank DeWitt	4
Donald Hand	4
Mamadi Diakite	3
Sam Hauser	3
De'Andre Hunter	3
Ty Jerome	3
Rich Katstra	3
Mel Kennedy	3
Braxton Key	3
Cornel Parker	3
Barry Parkhill	3
Devin Smith	3
Mike Tobey	3
London Perrantes	3
Kadin Shedrick	3
Othell Wilson	3
Courtney Alexander	2
Darion Atkins	2
Bill Batts	2
Malcolm Brogdon	2
Kihei Clark	2
Chip Conner	2
Adam Hall	2
Laurynas Mikalauskas	2
Mike Owens	2
Ryan Pettinella	2
John Schroeder	2
Isaiah Wilkins	2
Reece Beekman	1
Matt Blundin	1
Dan Bonner	1
Derrick Byars	1
Francisco Caffaro	1
Harold Deane	1
Mamadi Diane	1
Stephane Dondon	1
Colin Ducharme	1
Kenton Edelin	1
Gary Forbes	1
Kyle Guy	1
Jim Hobgood	1
John Johnson	1
Scott Johnson	1
Barry Koval	1
Sylen Landesberg	1
J.C. Mathis	1
Richard Morgan	1
Tim Mullen	1
Lee Raker	1
J.R. Reynolds	1
Jamal Robinson	1
Assane Sene	1

Fred Stant	1
Jamil Tucker	1

TRIPLE-DOUBLES

- Player**
- Ralph Sampson vs. Army, 12-22-79 (16 pts, 14 rebs, 12 blks)
 - Ralph Sampson vs. ODU, 12-29-79 (15 pts, 22 rebs, 10 blks)
 - Bill Miller vs. NC State, 2-1-55 (11 pts, 10 rebs, 10 assts)



CAREER REBOUNDS

No.	Name	Rebounds
1.	Ralph Sampson (1980-83)	1,511
2.	Travis Watson (2000-03)	1,115
3.	Mike Scott (2008-12)	944
4.	Junior Burrough (1992-95)	929
5.	Bryant Stith (1989-92)	859
6.	Steve Castellani (1976-79)	799
7.	Akil Mitchell (2011-14)	798
8.	Ted Jeffries (1990-93)	787
9.	Chris Williams (1999-02)	786
10.	Norman Nolan (1995-98)	765
11.	Scott McCandlish (1970-72)	761
12.	Marc Iavaroni (1975-78)	718
13.	Kenny Turner (1988-91)	706
14.	Olden Polynice (1984-86)	667
15.	Wally Walker (1973-76)	665
16.	Elton Brown (2002-05)	660
17.	Isaiah Wilkins (2014-18)	631
18.	Norm Carmichael (1967-69)	622
19.	Gene Engel (1961-63)	612
20.	Bob Mortell (1958-60)	600

CAREER AVERAGE LEADERS

No.	Name	Rebs (Gms)	Avg.
1.	Ralph Sampson (1980-83)	1,511 (132)	11.4
2.	Herb Busch (1957-59)	556 (58)	9.6
3.	Scott McCandlish (1970-72)	761 (79)	9.6
4.	Travis Watson (2000-03)	1,115 (119)	9.4
5.	Gus Gerard (1973-74)	481 (52)	9.3
6.	Norm Carmichael (1967-69)	622 (70)	8.9
7.	Mike Wilkes (1968-71)	507 (58)	8.7
8.	Gene Engel (1961-63)	612 (73)	8.4
9.	Bob Mortell (1958-60)	600 (72)	8.3
10.	Chip Conner (1962-64)	551 (68)	8.1

CAREER OFFENSIVE REBOUNDS (SINCE 1987)

No.	Name	Career Off. Rebounds
1.	Travis Watson (2000-03)	381
2.	Junior Burrough (1992-95)	362
3.	Bryant Stith (1989-92)	342
4.	Mike Scott (2008-12)	334
5.	Norman Nolan (1995-98)	305
6.	Chris Williams (1999-02)	276
7.	Kenny Turner (1988-91)	243
8.	Elton Brown (2002-05)	242
9.	Adam Hall (1999-02)	238
10.	Cornel Parker (1991-94)	236

SEASON REBOUND LEADERS

No.	Name	Rebounds
1.	Ralph Sampson (1982-83)	386
2.	Ralph Sampson (1979-80)	381
3.	Ralph Sampson (1980-81)	378
4.	Ralph Sampson (1981-82)	366
5.	Bob Mortell (1959-60)	350
6.	Travis Watson (2002-03)	321
7.	Akil Mitchell (2012-13)	312
8.	Norm Carmichael (1967-68)	300
9.	Junior Burrough (1994-95)	295
10.	Bill Gerry (1969-70)	277

Class Records

Sr.	Ralph Sampson (1982-83)	386
Jr.	Ralph Sampson (1981-82)	366
So.	Ralph Sampson (1980-81)	378
Fr.	Ralph Sampson (1979-80)	381

SEASON AVERAGE LEADERS

No.	Name	Rebs (Gms)	Avg.
1.	Bob Mortell (1959-60)	350 (24)	14.6
2.	Norm Carmichael (1967-68)	300 (25)	12.0
3.	Ralph Sampson (1982-83)	386 (33)	11.7
4.	Ralph Sampson (1980-81)	378 (33)	11.5
5.	Ralph Sampson (1981-82)	366 (32)	11.4
6.	Ralph Sampson (1979-80)	381 (34)	11.2
	John Gidding (1968-69)	268 (24)	11.2
8.	Bill Gerry (1969-70)	277 (25)	11.1
9.	Mike Wilkes (1967-68)	276 (25)	11.0
10.	Travis Watson (2002-03)	321 (31)	10.4

Class Records

Sr.	Bob Mortell (1959-60)	350 (24)	14.6
Jr.	Norm Carmichael (1967-68)	300 (25)	12.0
So.	Ralph Sampson (1980-81)	378 (33)	11.5
Fr.	Ralph Sampson (1979-80)	381 (34)	11.2

SEASON OFFENSIVE REBOUNDS (SINCE 1987)

No.	Name	Off. Rebounds
1.	Bryant Stith (1988-89)	121
2.	Norman Nolan (1996-97)	107
3.	Junior Burrough (1994-95)	105
4.	Junior Burrough (1992-93)	104
5.	Travis Watson (2000-01)	100
6.	Travis Watson (2001-02)	96
7.	Travis Watson (2002-03)	95
	Mike Scott (2008-09)	95
9.	Andrew Kennedy (1986-87)	94
10.	Akil Mitchell (2012-13)	94

SINGLE GAME REBOUNDS

No.	Name	Rebounds
1.	Bob Mortell vs. Washington & Lee (2-27-60)	25
2.	Bob Mortell vs. VMI (1-6-60)	24
3.	Gene Engel vs. VMI (12-30-60)	23
4.	Bob Mortell vs. South Carolina (2-5-60)	22
	Norm Carmichael vs. Richmond (1-3-68)	22
	John Gidding vs. George Washington (12-7-68)	22
	Ralph Sampson vs. Old Dominion (12-29-79)	22
8.	Ralph Sampson vs. Virginia Tech (1-14-80)	21
	Ralph Sampson vs. Virginia Tech (2-6-82)	21
	Ralph Sampson vs. UAB (3-18-82)	21
	Ralph Sampson vs. N.C. State (1-12-83)	21

Class Records

Sr.	Bob Mortell vs. Washington & Lee (2-27-60)	25
Jr.	Norm Carmichael vs. Richmond (1-3-68)	22
So.	Ralph Sampson vs. Virginia Tech (1-3-81)	19
Fr.	Ralph Sampson vs. Old Dominion (12-29-79)	22

GAME OFFENSIVE REBOUNDS (SINCE 1987)

No.	Name	Off. Rebounds
1.	Matt Blundin vs. Clemson (1-9-90)	10
	Bryant Stith vs. Georgia Tech (3-13-92)	10
	Travis Watson vs. Maryland (1-31-02)	10
	Mike Scott vs. VMI (11-16-08)	10

20-REBOUND GAMES

No.	Name	Games
1.	Ralph Sampson (1980-83)	7
2.	Bob Mortell (1958-60)	4
3.	Herb Busch (1957-59)	2
Season Record: Ralph Sampson (1980)		3
	Bob Mortell (1960)	3

15-REBOUND GAMES

No.	Name	Games
1.	Ralph Sampson (1980-83)	27
2.	Travis Watson (2000-03)	12
3.	Bob Mortell (1958-60)	10
4.	Mike Wilkes (1967-69)	9
5.	Scott McCandlish (1970-72)	8

Other 15-Rebound Games:

Herb Busch	6
Norm Carmichael	6
Mike Scott	5
Gene Engel	4
Bill Gerry	4
Jason Cain	3
Gus Gerard	3
John Gidding	3
Marc Iavaroni	3
Norman Nolan	3
John Siewers	3
Mike Tobey	2
Yuri Barnes	2
Junior Burrough	2
Mac Caldwell	2
Chip Conner	2
Otis Fulton	2
Ted Jeffries	2
Rich Katstra	2
Akil Mitchell	2
Bryant Stith	2
Wally Walker	2
Bill Batts	1
Matt Blundin	1
Elton Brown	1
Chip Case	1
Steve Castellani	1
Adam Hall	1
John Hill	1
Adrian Joseph	1
Mike Katos	1
Mel Kennedy	1
J.C. Mathis	1
John Naponick	1
Olden Polynice	1
Craig Robinson	1
Jerry Sanders	1
John Schroeder	1
Assane Sene	1
Kenny Turner	1
Chris Williams	1
Jason Williford	1

Season Record: Ralph Sampson 8 (1983)



CAREER FIELD GOALS

No.	Name	Career FGs
1.	Ralph Sampson (1980-83)	899
2.	Bryant Stith (1989-92)	856
3.	Jeff Lamp (1978-81)	841
4.	Buzzy Wilkinson (1953-55)	784
5.	Wally Walker (1973-76)	779
6.	Junior Burrough (1992-95)	759
7.	Chris Williams (1999-02)	650
8.	Bob McCarty (1954-56)	643
9.	Sean Singletary (2005-08)	642
10.	Richard Morgan (1986-89)	605

SEASON FIELD GOALS

No.	Name	FGs
1.	Buzzy Wilkinson (1954-55)	308
2.	Buzzy Wilkinson (1953-54)	288
3.	Wally Walker (1975-76)	262
4.	Norman Nolan (1997-98)	257
5.	Ralph Sampson (1982-83)	250
6.	Barry Parkhill (1971-72)	239
7.	Junior Burrough (1994-95)	236
	Bob McCarty (1954-55)	236
9.	Richard Morgan (1988-89)	235
10.	Jeff Lamp (1979-80)	232

Class Records

Sr.	Buzzy Wilkinson (1954-55)	308
Jr.	Buzzy Wilkinson (1953-54)	288
So.	Jeff Lamp (1978-79)	230
	Ralph Sampson (1980-81)	230
Fr.	Ralph Sampson (1979-80)	221

CAREER FG PERCENTAGE (MIN 300 FG MADE)

No.	Name	FG-FGA	FG%
1.	Jay Huff (2018-21)	307-522	.588
2.	Anthony Gill (2014-16)	442-759	.582
3.	Olden Polynice (1984-86)	442-765	.578
4.	Andrew Kennedy (1986-87)	301-525	.573
5.	Ralph Sampson (1980-83)	899-1584	.568
6.	Norm Carmichael (1967-69)	322-572	.563
7.	Mamadi Diakite (2017-20)	396-756	.524
8.	Jeff Jones (1979-82)	324-621	.522
9.	Mike Scott (2008-12)	585-1122	.521
10.	Bill Gerry (1969-71)	322-619	.520

SEASON FG PERCENTAGE (MIN 100 FG MADE)

No.	Name	FG-FGA	FG%
1.	Ralph Sampson (1982-83)	250-414	.604
2.	Olden Polynice (1984-85)	161-267	.603
3.	Mike Tobey (2015-16)	119-198	.601
4.	Mike Wilkes (1968-69)	153-256	.598
5.	Anthony Gill (2013-14)	111-189	.587
6.	Jay Huff (2020-21)	127-217	.585
7.	Andrew Kennedy (1985-86)	110-188	.585
8.	Anthony Gill (2014-15)	142-244	.582
9.	Anthony Gill (2015-16)	189-326	.580
10.	Norm Carmichael (1968-69)	127-222	.572
	Olden Polynice (1985-86)	183-320	.572

FIELD GOAL ATTEMPTS

Career:	Bryant Stith (1989-92)	1,774
Season:	Buzzy Wilkinson (1953-54)	767

GAME FG RECORDS

FGM:	Tony Laquintano vs. West Virginia (12-17-60)	19
	Jim Connelly vs. William & Mary (12-1-65)	19
	Barry Parkhill vs. Baldwin-Wallace (12-11-71)	19
FGA:	Buzzy Wilkinson vs. Duke (3-4-54)	44
FG%:	Numerous times	1.000
	Best perfect games...	
	Jeff Jones vs. UAB (3-18-82)	9-9
	Kenny Turner vs. Samford (11-28-89)	9-9
	Mike Scott vs. Wake Forest (2-7-12)	9-9

CONSECUTIVE MADE FGS

No.	Name	FGs
1.	Isaiah Wilkins (2016-17)	12
	Bobby Stokes (1977-78)	12

CAREER 3-POINTERS

No.	Name	Career 3FGs
1.	Curtis Staples (1995-98)	413
2.	Joe Harris (2011-14)	263
3.	Kyle Guy (2017-19)	254
4.	Harold Deane (1994-97)	237
5.	Sean Singletary (2005-08)	222
6.	J.R. Reynolds (2004-07)	221
7.	London Perrantes (2014-17)	211
8.	Sammy Zeglinski (2008-12)	200
9.	Malcolm Brogdon (2012-16)	185
10.	John Crotty (1988-91)	179

SEASON 3-POINTERS

No.	Name	3FGs
1.	Curtis Staples (1997-98)	130
2.	Kyle Guy (2018-19)	120
3.	Curtis Staples (1994-95)	103
4.	Curtis Staples (1996-97)	98
5.	Todd Billet (2002-03)	94
6.	Kyle Guy (2017-18)	83
7.	Richard Morgan (1988-89)	82
	Curtis Staples (1995-96)	82
9.	Roger Mason, Jr. (2001-02)	81
10.	Sean Singletary (2006-07)	79

Class Records

Sr.	Curtis Staples (1997-98)	130
Jr.	Kyle Guy (2018-19)	120
So.	Kyle Guy (2017-18)	83
Fr.	Curtis Staples (1994-95)	103

3-POINT ATTEMPTS

Career:	Curtis Staples (1995-98)	1,079
Season:	Curtis Staples (1997-98)	333

CONSECUTIVE MADE 3FGS

1.	Kyle Guy (2018-19)	11
2.	Darius Thompson (2015-16 & 2016-17)	8
	London Perrantes (2013-14) [over four games]	8
	Harold Deane (1994-95) [over two games]	8
	Mustapha Farrakhan (2010-11) [same game]	8

CAREER 3FG PERCENTAGE (MIN 100 3FG MADE)

No.	Name	FG-FGA	FG%
1.	Kyle Guy (2017-19)	254-597	.425
2.	Keith Friel (2000-01)	107-254	.421
3.	London Perrantes (2014-17)	211-516	.409
4.	Joe Harris (2011-14)	263-646	.407
5.	Todd Billet (2003-04)	156-398	.392
6.	Ty Jerome (2017-19)	166-424	.392
7.	Curtis Staples (1995-98)	413-1079	.383
8.	Roger Mason, Jr. (2000-02)	137-365	.375
9.	J.R. Reynolds (2004-07)	221-610	.362
	Sean Singletary (2005-08)	222-614	.362

SEASON 3FG PERCENTAGE

Min	Att	Name	FG-FGA	FG%
50		Othell Wilson (1982-83)	29-54	.537
100		Kyle Guy (2016-17)	51-103	.495
150		Kyle Guy (2018-19)	120-282	.426
200		Curtis Staples (1994-95)	103-244	.422

GAME 3FG RECORDS

FGM:	Curtis Staples vs. UNLV (2-12-95)	9
	Curtis Staples vs. Georgia Tech (2-15-98)	9
FGA:	Curtis Staples vs. North Carolina (2-11-98)	17
FG%:	Numerous times	1.000
	Best perfect games...	
	Tim Mullen vs. Duke (2-5-83)	5-5
	John Crotty vs. Villanova (12-7-90)	5-5
	Adam Hall vs. Hampton (11-25-98)	5-5

3-POINT YEARLY LEADERS

Year	Player	3-pointers
1982-83	Othell Wilson	29
1986-87	Richard Morgan	16
1987-88	Richard Morgan	34
1988-89	Richard Morgan	82
1989-90	John Crotty	66
1990-91	John Crotty	46
1991-92	Cory Alexander	44
1992-93	Cory Alexander	64
1993-94	Harold Deane	51
1994-95	Curtis Staples (led ACC)	103
1995-96	Curtis Staples	82
1996-97	Curtis Staples (led ACC)	98
1997-98	Curtis Staples (led ACC)	130
1998-99	Donald Hand	50
1999-00	Donald Hand	51
2000-01	Keith Friel	62
2001-02	Roger Mason, Jr.	81
2002-03	Todd Billet	94
2003-04	Todd Billet	62
2004-05	Devin Smith	63
2005-06	J.R. Reynolds	60
2006-07	Sean Singletary	79
2007-08	Mamadi Diane	60
2008-09	Sammy Zeglinski	33
2009-10	Sammy Zeglinski	61
2010-11	Joe Harris	65
2011-12	Sammy Zeglinski	59
2012-13	Joe Harris	77
2013-14	Joe Harris	72
2014-15	Justin Anderson	47
2015-16	London Perrantes	78
2016-17	London Perrantes	65
2017-18	Kyle Guy	83
2018-19	Kyle Guy	120
2019-20	Tomas Woldetensae	52
2020-21	Sam Hauser	63
2022-23	Kihei Clark	54



CAREER FREE THROWS

No.	Name	FTs
1.	Bryant Stith (1989-92)	690
2.	Buzzy Wilkinson (1953-55)	665
3.	Jeff Lamp (1978-81)	635
4.	Sean Singletary (2005-08)	573
5.	Harold Deane (1994-97)	546
6.	Donald Hand (1998-01)	444
7.	Junior Burrough (1992-95)	439
8.	Ralph Sampson (1980-83)	427
9.	Malcolm Brogdon (2012-16)	422
10.	John Crotty (1988-91)	413

SEASON FREE THROWS

No.	Name	FTs
1.	Buzzy Wilkinson (1954-55)	282
2.	Buzzy Wilkinson (1953-54)	238
3.	Bryant Stith (1989-90)	192
4.	Sean Singletary (2006-07)	190
5.	Bryant Stith (1991-92)	189
	Sean Singletary (2007-08)	189
7.	Jeff Lamp (1978-79)	181
8.	Harold Deane (1994-95)	178
9.	Jeff Lamp (1977-78)	173
10.	J.R. Reynolds (2006-07)	164

Class Records

Sr.	Buzzy Wilkinson (1954-55)	282
Jr.	Buzzy Wilkinson (1953-54)	238
So.	Bryant Stith (1989-90)	192
Fr.	Jeff Lamp (1978-79)	181

CAREER FT PERCENTAGE (MIN 200 FT MADE)

No.	Name	FT-FTA	FG%
1.	Malcolm Brogdon (2013-16)	422-482	.876
2.	Roger Mason, Jr. (2000-02)	318-366	.869
3.	Jeff Lamp (1978-81)	635-748	.849
4.	Sean Singletary (2005-08)	573-677	.846
5.	London Perrantes (2014-17)	220-271	.812
6.	Kihe Clark (2019-)	219-271	.808
7.	J.R. Reynolds (2004-07)	402-501	.802
	Sylyen Landesberg (2009-10)	259-323	.802
9.	Barry Parkhill (1971-73)	339-426	.796
10.	Bryant Stith (1989-92)	690-875	.789

SEASON FT PERCENTAGE (MIN 100 FT MADE)

No.	Name	FT-FTA	FG%
1.	Malcolm Brogdon (2015-16)	140-156	.897
2.	Roger Mason, Jr. (2000-01)	122-138	.884
3.	Roger Mason, Jr. (2001-02)	133-151	.881
4.	Malcolm Brogdon (2014-15)	116-132	.879
5.	Malcolm Brogdon (2013-14)	126-144	.875
6.	Sean Singletary (2006-07)	190-218	.872
7.	Jeff Lamp (1980-81)	154-178	.865
8.	Richard Morgan (1988-89)	121-140	.864
9.	Donald Hand (1998-99)	162-188	.862
10.	Sean Singletary (2007-08)	189-222	.851

FREE THROW ATTEMPTS

Career:	Bryant Stith (1989-92)	875
Season:	Buzzy Wilkinson (1954-55)	366

GAME FT RECORDS

FTM:	Buzzy Wilkinson vs. Duke (2-22-55)	18
FTA:	Buzzy Wilkinson vs. Duke (2-22-55)	25
FT%:	Numerous times	1.000
	Buzzy Wilkinson vs. Wash. & Lee (1-14-55)	17-17

CONSECUTIVE MADE FTS

Jeff Lamp (1979-80)	48
Malcolm Brogdon (2015-16)	42

CAREER GAMES

No.	Name	Career Games
1.	London Perrantes (2014-17)	138
	Mike Tobey (2013-16)	138
3.	Malcolm Brogdon (2012-16)	136
4.	Joe Harris (2011-14)	135
5.	Mamadi Diakite (2017-20)	134
	Evan Nolte (2013-16)	134
	Ricky Stokes (1981-84)	134
8.	Akil Mitchell (2011-14)	133
9.	Isaiah Wilkins (2015-18)	132
	Jim Miller (1982-85)	132
	Ralph Sampson (1980-83)	132

SEASON GAMES

No.	Name	Games
1.	Kihe Clark (2018-19)	38
	Mamadi Diakite (2018-19)	38
	Kyle Guy (2018-19)	38
	De'Andre Hunter (2018-19)	38

CAREER STARTS

No.	Name	Career Starts
1.	London Perrantes (2014-17)	132
2.	Joe Harris (2013-14)	128
	Ralph Sampson (1980-83)	128
	Bryant Stith (1989-92)	128
5.	Ted Jeffries (1990-93)	127
6.	Junior Burrough (1992-95)	125
7.	Sean Singletary (2005-08)	123
8.	Jeff Lamp (1978-81)	122
9.	Harold Deane (1994-97)	116
10.	Chris Williams (1999-02)	112

SEASON STARTS

No.	Name	Starts
1.	Kyle Guy (2018-19)	38
	De'Andre Hunter (2018-19)	38
3.	Ty Jerome (2018-19)	37
	Malcolm Brogdon (2015-16)	37
	Anthony Gill (2015-16)	37
	Malcolm Brogdon (2013-14)	37
	Joe Harris (2013-14)	37
8.	Akil Mitchell (2013-14)	36
9.	Six, last by Clark, Gardner, Beekman (21-22)	35

CAREER MINUTES *

No.	Name	Career Minutes
1.	London Perrantes (2014-17)	4,425
2.	Bryant Stith (1989-92)	4,391
3.	Harold Deane (1994-97)	4,269
4.	Kihe Clark (2019-)	4,245
5.	Jeff Lamp (1978-81)	4,231
6.	John Crotty (1988-91)	4,174
7.	Malcolm Brogdon (2012-16)	4,157
8.	Joe Harris (2011-14)	4,084
9.	Curtis Staples (1995-98)	4,072
10.	Ralph Sampson (1980-83)	4,070

SEASON MINUTES *

No.	Name	Minutes
1.	Kyle Guy (2018-19)	1,344
2.	Kihe Clark (2021-22)	1,263
	Malcolm Brogdon (2015-16)	1,263
4.	Ty Jerome (2018-19)	1,256
5.	De'Andre Hunter (2018-19)	1,234
6.	Reece Beekman (2021-22)	1,228
7.	Bryant Stith (1991-92)	1,202
8.	Jeff Lamp (1979-80)	1,200
9.	John Crotty (1989-90)	1,176
10.	Curtis Staples (1997-98)	1,174

CAREER MINUTE AVERAGE *

No.	Name	Career Average
1.	Harold Deane (1994-97)	35.0
2.	Jeff Lamp (1978-81)	34.4
3.	Cory Alexander (1992-95)	33.6
4.	Bryant Stith (1989-92)	33.5
5.	Curtis Staples (1995-98)	33.4
6.	Kihe Clark (2019-)	33.2
	Sylyen Landesberg (2009-10)	33.2
8.	Todd Billet (2003-04)	32.9
9.	Sean Singletary (2005-08)	32.8
10.	Reece Beekman (2021-)	32.7

SEASON MINUTE AVERAGE *

No.	Name	Career Average
1.	Curtis Staples (1997-98)	39.1
2.	Kihe Clark (2019-20)	37.1
	John Crotty (1989-90)	36.8
4.	Harold Deane (1996-97)	36.4
	John Johnson (1986-87)	36.4
	Bryant Stith (1991-92)	36.4
7.	Kihe Clark (2021-22)	36.1
	Roger Mason, Jr. (2001-02)	36.1
	Cory Alexander (1992-93)	36.1
10.	Norman Nolan (1997-98)	35.9

* minutes first kept during 1972-73 season



CAREER ASSISTS

No.	Name	Career Assists
1.	John Crotty (1988-91)	683
2.	Jeff Jones (1979-82)	598
3.	Sean Singletary (2005-08)	587
4.	London Perrantes (2014-17)	569
5.	Kihe Clark (2019-)	539
6.	Donald Hand (1998-01)	529
7.	Othell Wilson (1981-84)	493
8.	Harold Deane (1994-97)	468
9.	John Johnson (1985-88)	426
10.	Jontel Evans (2010-13)	419

SEASON ASSISTS

No.	Name	Assists
1.	John Crotty (1989-90)	214
2.	John Crotty (1988-89)	208
3.	Ty Jerome (2018-19)	202
	Sean Singletary (2007-08)	202
5.	Jeff Jones (1979-80)	200
6.	John Johnson (1986-87)	194
7.	Reece Beekman (2021-22)	181
8.	Kihe Clark (2019-20)	176
9.	Donald Hand (2000-01)	174
10.	John Crotty (1990-91)	169

Class Records

Sr.	Sean Singletary (2007-08)	202
Jr.	John Crotty (1989-90)	214
So.	John Crotty (1988-89)	208
Fr.	Cory Alexander (1991-92)	145

SINGLE GAME ASSISTS

No.	Name	Assists
1.	Ty Jerome at Syracuse (3-4-19)	14
	Harold Deane vs. Maryland (3-5-95)	14
	Cory Alexander vs. N.Carolina A&T (11-30-94)	14
	John Crotty vs. N.C. State (1-29-91)	14
	John Crotty vs. Middle Tennessee (3-18-89)	14
6.	Kihe Clark vs. Navy (12/29/19)	13
	Othell Wilson vs. Wake Forest (1-28-84)	13
	Barry Parkhill vs. Wake Forest (1-13-71)	13
9.	12 Tied	12

Last: Ty Jerome vs. Virginia Tech (1-15-19)

10-ASSIST GAMES

No.	Name	Career 10 Assist Games
1.	John Crotty (1988-91)	13
2.	Ty Jerome (2017-19)	5
3.	Sean Singletary (2005-08)	4
	Cory Alexander (1992-95)	4
	Barry Parkhill (1971-73)	4
6.	John Johnson (1985-88)	4
	Jeff Jones (1979-82)	4
	Othell Wilson (1981-84)	4
9.	London Perrantes (2014-17)	3
10.	Reece Beekman (2021-)	2
	Kihe Clark (2019-)	2
	Donal Hand (1998-2001)	2
	Cornel Parker (1991-94)	2
	Barry Koval (1968)	2

Other 10-Assist Games:

T.J. Bannister, Harold Deane, Jontel Evans, Billy Langloh, Bill Miller, Tim Mullen, J.R. Reynolds

CAREER STEALS

No.	Name	Career Steals
1.	Othell Wilson (1981-84)	222
2.	Sean Singletary (2005-08)	200
3.	Chris Williams (1999-02)	189
	Jeff Jones (1979-82)	189
5.	Donald Hand (1998-01)	179
	Harold Deane (1994-97)	179
7.	Bryant Stith (1989-92)	177
8.	Richard Morgan (1986-89)	160
9.	Adam Hall (1999-02)	157
10.	Sammy Zeglinski (2008-12)	156

SEASON STEALS

No.	Name	Steals
1.	Reece Beekman (2021-22)	73
2.	Othell Wilson (1983-84)	69
3.	Othell Wilson (1981-82)	61
4.	Sean Singletary (2007-08)	60
5.	Ty Jerome (2018-19)	57
	Donald Hand (1998-99)	57
7.	Jeff Jones (1980-81)	56
8.	Ty Jerome (2017-18)	55
	Richard Morgan (1988-89)	55
10.	Sean Singletary (2005-06)	54

Class Records

Sr.	Othell Wilson (1983-84)	69
Jr.	Ty Jerome (2018-19)	57
So.	Reece Beekman (2021-22)	73
Fr.	Adam Hall (1998-99)	49

SINGLE GAME STEALS

No.	Name	Steals
1.	Scott McCandlish vs. Xavier (12-29-72)	7
	Othell Wilson vs. Virginia Tech (2-15-84)	7
	Othell Wilson vs. Wake Forest (3-9-84)	7
	Richard Morgan vs. Mississippi St. (12-29-88)	7
	Curtis Staples vs. Tenn.-Martin (11-24-95)	7
	Sean Singletary vs. N.C. State (2-24-08)	7
7.	12 Tied	6
	Last: Reece Beekman vs. Navy (11-9-21)	6

CAREER BLOCKS

No.	Name	Career Blocks
1.	Ralph Sampson (1980-83)	462
2.	Jay Huff (2018-21)	166
3.	Mamadi Diakite (2017-20)	156
4.	Chris Alexander (1993-96)	148
5.	Isaiah Wilkins (2015-18)	141
6.	Travis Watson (2000-03)	130
7.	Kris Hunter (1997-99)	126
8.	Jason Clark (2002-05)	112
9.	Assane Sene (2009-12)	108
	Steve Castellan (1976-79)	108

SEASON BLOCKS

No.	Name	Blocks
1.	Ralph Sampson (1979-80)	157
2.	Ralph Sampson (1982-83)	103
	Ralph Sampson (1980-81)	103
4.	Ralph Sampson (1981-82)	99
5.	Kris Hunter (1998-99)	88
6.	Kadin Shedrick (2021-22)	67
7.	Jay Huff (2020-21)	66
8.	Mamadi Diakite (2018-19)	63
9.	Jay Huff (2019-20)	61
10.	Chris Alexander (1994-95)	54

Class Records

Sr.	Ralph Sampson (1982-83)	103
Jr.	Ralph Sampson (1981-82)	99
So.	Ralph Sampson (1980-81)	103
Fr.	Ralph Sampson (1979-80)	157

SINGLE GAME BLOCKS

No.	Name	Blocks
1.	Ralph Sampson vs. Army (12-22-79)	12
2.	Jay Huff vs. Duke (2/29/20)	10
	Ralph Sampson vs. Old Dominion (12-29-79)	10
4.	Ralph Sampson vs. Maryland (2-28-81)	9
	Ralph Sampson vs. Lafayette (3-5-80)	9
	Ralph Sampson vs. Temple (12-5-79)	9
7.	Jason Clark vs. VMI (1-24-02)	8
	Chris Alexander vs. Richmond (12-9-95)	8
	Ralph Sampson vs. Chaminade (12-19-81)	8
	Ralph Sampson vs. Fairfield (11-27-81)	8
	Ralph Sampson vs. Virginia Tech (1-14-80)	8

TURNOVERS

Career:	Sean Singletary (2005-08)	402
Season:	Sean Singletary (2007-08)	128
Game:	Billy Langloh vs. UNLV (12-29-73)	12

SINGLE-GAME RECORDS



MOST POINTS SCORED

No.	Opponent (Date)	Points
1.	George Mason (1-28-95)	128
2.	Johns Hopkins (11-26-82)	124
3.	BYU-Hawaii (12-21-81)	118
4.	Coastal Carolina (11-20-00)	117
	Baldwin Wallace (12-11-71)	117

MOST POINTS ALLOWED

No.	Opponent (Date)	Points
1.	Duke (2-11-65)	136
2.	Wake Forest (2-12-62)	116
3.	Duke (1-10-99)	115
4.	N.C. State (2-8-55)	114
5.	Maryland (3-3-02)	112

MOST COMBINED POINTS

No.	Opponent (Date)	Points
1.	Georgetown (3-15-00) [30T]	226 (111-115)
	George Mason (1-28-95)	226 (128-98)
3.	Virginia Tech (1-25-89)	219 (113-106)

FEWEST POINTS SCORED (MODERN ERA - SINCE 1938)

No.	Opponent (Date)	Points
1.	Navy (1-12-38)	14
2.	Richmond (1-10-42)	17
3.	Naval Training Station (1944)	20
	Washington & Lee (1-14-38)	20
5.	Richmond (2-16-40)	21
	Maryland (1-28-39)	21

FEWEST POINTS SCORED (SHOT CLOCK ERA - SINCE 1986)

No.	Opponent (Date)	Points
1.	Connecticut (11-29-93)	36
2.	Wisconsin (12-4-13)	38
3.	Florida (3-18-17)	39
4.	North Carolina (2-18-17)	41
	Duke (1-27-11)	41
	Duke (3-5-98)	41

FEWEST POINTS ALLOWED (MODERN ERA - SINCE 1938)

No.	Opponent (Date)	Points
1.	Bridgewater (12-7-39)	14
2.	Norfolk Apprentice (1943)	15
3.	VMI (1944)	16
	Virginia Tech (1-30-39)	16
	Bridgewater (12-6-37)	16

FEWEST POINTS ALLOWED (SHOT CLOCK ERA - SINCE 1986)

No.	Opponent (Date)	Points
1.	Maine (11-27-19)	26
	Rutgers (11-29-14)	26
3.	Harvard (12-21-14)	27
4.	Georgia Tech (1-22-15)	28
5.	St. Francis Brooklyn (11-15-16)	32
6.	Grambling State (11-22-16)	34
	Wake Forest (2-25-15)	34
	UMBC (12-21-96)	34

BIGGEST WIN (MODERN ERA - SINCE 1938)

No.	Opponent (Date)	Margin
1.	Johns Hopkins (11-26-82)	+64 (124-60)
2.	Bethune-Cookman (12-8-94)	+ 60 (109-49)
3.	Coppin State (11-16-18)	+57 (97-40)
4.	Grambling State (11-22-16)	+56 (90-34)
5.	Bucknell (12-28-00)	+50 (99-49)
	Hampton (11-25-98)	+50 (116-56)

BIGGEST LOSS (MODERN ERA - SINCE 1938)

No.	Opponent (Date)	Margin
1.	Duke (2-11-65)	-64 (72-136)
2.	Wake Forest (2-12-62)	-49 (67-116)
	Cincinnati (12-3-62)	-49 (42-91)
4.	Oklahoma (12-23-87)	-48 (61-109)
5.	Duke (2-11-99)	-46 (54-100)
	Duke (1-10-99)	-46 (69-115)

HIGHEST FG PERCENTAGE

No.	Opponent (Date)	FG%
1.	Baltimore (12-22-80)	.691 (47-68)
2.	VCU (12-6-14)	.683 (28-41)
3.	James Madison (11-26-82)	.680 (51-75)
4.	Virginia Tech (1-2-85)	.676 (25-37)
5.	VCU (11-27-82)	.674 (31-46)

LOWEST FG PERCENTAGE

No.	Opponent (Date)	FG%
1.	Duke (3-4-54)	.209 (19-91)
2.	Connecticut (11-29-93)	.226 (12-53)
3.	Wake Forest (1-31-57)	.232 (13-56)
4.	Wisconsin (12-4-13)	.234 (11-47)
5.	Wake Forest (1-7-61)	.237 (18-76)

OPPONENT HIGHEST FG%

No.	Opponent (Date)	FG%
1.	North Carolina (1-7-78)	.767 (33-43)
2.	North Carolina (1-8-77)	.720 (36-50)
3.	San Jose State (12-21-79)	.717 (33-46)
4.	Duke (2-20-71)	.712 (42-59)
5.	William & Mary (12-1-65)	.679 (36-53)

OPPONENT LOWEST FG%

No.	Opponent (Date)	FG%
1.	Harvard (12-21-14)	.160 (8-50)
2.	Maine (11-27-19)	.186 (8-43)
3.	Mississippi Valley State (12-8-12)	.190 (11-58)
4.	Wake Forest (2-25-15)	.218 (12-55)
5.	UNLV (1-3-94)	.224 (13-58)
6.	JMU (11-10-19)	.226 (12-53)
	Liberty (11-18-05)	.226 (12-53)

HIGHEST FT PERCENTAGE

No.	Opponent (Date)	FT%
1.	Winthrop (11-15-11)	1.000 (19-19)
2.	South Carolina (1-8-65)	1.000 (16-16)
3.	Iowa (3-27-13)	1.000 (15-15)
4.	N.C. State (12-28-03)	1.000 (12-12)
	Georgia Tech (1-23-88)	1.000 (12-12)
6.	Louisville (2-23-19)	1.000 (10-10)
	Wake Forest (1-21-18)	1.000 (10-10)

MOST 3-POINTERS

No.	Opponent (Date)	3FG
1.	Syracuse (3-4-19)	18-25
	Gonzaga (1-3-07)	18-34
3.	Howard (1-4-11)	16-25
	Northwestern (11-27-07)	16-32
5.	Coppin State (11-16-18)	15-25
	Clemson (1-16-21)	15-27
	Hampton (11-25-98)	15-29
	Towson (11-25-20)	15-29
	North Carolina (2-14-90)	15-32

OPPONENT 3-POINTERS

No.	Opponent (Date)	3FG
1.	Washington (11-22-10)	17-26
2.	Xavier (1-3-08)	16-26
	Clemson (2-7-08)	16-26
4.	Georgia Tech (2-23-02)	15-25
	Clemson (1-22-83)	15-23

MOST REBOUNDS

No.	Opponent (Date)	Rebs
1.	Washington & Lee (1-13-59)	70
2.	VMI (12-30-60)	68
	Pittsburgh (2-17-68)	68
	Johns Hopkins (1-26-72)	68
5.	Richmond (1-3-68)	67

MOST ASSISTS

No.	Opponent (Date)	Assists
1.	William & Mary (12-17-70)	33
2.	Old Dominion (12-9-92)	30
	George Mason (1-28-95)	30
4.	Elon (11-28-98)	29
	Wisconsin (12-27-74)	29
	Washington & Lee (12-1-71)	29

MOST STEALS

No.	Opponent (Date)	Steals
1.	Xavier (12-29-71)	22
2.	Johns Hopkins (11-30-79)	21
3.	VMI (12-5-81)	20
4.	Johns Hopkins (11-26-82)	18
	Dartmouth (12-30-00)	18

MOST BLOCKS

No.	Opponent (Date)	Blocks
1.	Grambling (12-30-01)	14
	Army (12-22-79)	14
3.	Duke (2-29-20)	13
	George Washington (3-17-04)	13
	VMI (1-24-02)	13
	Maryland (2-2-94)	13

MOST TURNOVERS

No.	Opponent (Date)	TOs
1.	Oklahoma (12-23-87)	33
2.	BYU-Hawaii (12-15-79)	31
	North Carolina (12-17-68)	31
	N.C. State (1-8-66)	31
5.	North Carolina (2-3-70)	30
	North Carolina (2-4-69)	30

FEWEST TURNOVERS

No.	Opponent (Date)	TOs
1.	Notre Dame (1-26-19)	2
	Maryland (11-26-18)	2
	Louisville (2-7-15)	2
4.	12 times, last vs. Georgia (11/22/21)	4



WINS

High: 2018-19 35
Low: 1929-30, 1960-61 3

LOSSES

High: 1960-61 23
Low: 1914-15 0

SCORING OFFENSE

High: 1954-55 89.8
Low: 1906-07 (overall) 21.9
2019-20 (shot clock era) 57.0

SCORING DEFENSE

High: 1967-68 86.6
Low: 1905-06 (overall) 18.9
2014-15 (shot clock era) 51.5

SCORING MARGIN

High: 1982-83 +16.9
Low: 1960-61 - 15.3

FIELD GOAL PERCENTAGE

High: 1982-83 .523
Low: 1953-54 .293

FIELD GOAL PERCENTAGE DEFENSE

High: 1976-77 .496
Low: 2014-15 .367

3-POINT FIELD GOAL PERCENTAGE

High: 2015-16 .403
Low: 1990-91 .297

FREE THROW PERCENTAGE

High: 2020-21 .816
Low: 1967-68 .633

REBOUND MARGIN

High: 1968-69 + 9.4
Low: 1998-99 - 6.9

CONSECUTIVE WINS

28—March 5, 1980 to Feb. 16, 1981

CONSECUTIVE LOSSES

13—Jan. 9, 1960 to Feb. 25, 1960

ACC WINS IN A SEASON

17—2017-18 (17-1)

ACC LOSSES IN A SEASON

13—1959-60 (1-13); 1997-98 (3-13)

CONSECUTIVE ACC WINS

15—Feb. 25, 2017 to Feb. 7, 2018

CONSECUTIVE ACC LOSSES

16—Jan. 9, 1960 to Jan. 7, 1961

CONSECUTIVE HOME WINS

34—Feb. 6, 1980 to Jan. 15, 1983

CONSECUTIVE HOME LOSSES

9—Jan. 20, 1962 to Jan. 7, 1963

CONSECUTIVE ACC HOME WINS

21—Jan. 6, 2012 to Jan. 22, 2015

CONSECUTIVE ACC HOME LOSSES

17—Feb. 20, 1960 to Dec. 18, 1962

CONSECUTIVE ROAD WINS

13—March 19, 1980 to Feb. 22, 1981

CONSECUTIVE ROAD LOSSES

16—Feb. 13, 1932 to Jan. 15, 1935

CONSECUTIVE ACC ROAD WINS

10—Feb. 25, 2017 to Mar. 1, 2018

CONSECUTIVE ACC ROAD LOSSES

20—Jan. 6, 1955 to Jan. 1, 1958

CONSECUTIVE YEARS

HOLDING OPPONENTS

UNDER 50% FIELD GOAL SHOOTING

74—since 1948

LONGEST GAME

Three Overtimes—

vs. Duke (won 70-68), Feb. 25, 1958;

vs. Georgia Tech (lost 72-71), Jan. 23, 1984;

vs. Georgetown (lost 115-111), March 15, 2000

OPPONENT RECORDS



SINGLE GAME SCORING

No.	Name	Points
1.	Len Chappell, Wake Forest (2-12-62)	50
2.	Grady Wallace, South Carolina (2-15-57)	44
3.	Reggie King, Alabama (3-12-79)	43
	Bimbo Coles, Virginia Tech (1-25-89)	43
	Will Solomon, Clemson (1-15-00)	43
6.	Carsen Edwards, Purdue (3-30-19)	42
7.	Dave Robinson, Marshall (12-28-54)	41
	Len Chappell, Wake Forest (2-17-60)	41
	Dickie Walker, Wake Forest (1-15-70)	41
	Charlie Scott, North Carolina (3-5-70)	41
11.	Bill Yarborough, Clemson (12-17-54)	40
	Jerry West, West Virginia (1-13-60)	40
	Wil Robinson, West Virginia (2-9-72)	40
	Kevin Braswell, Georgetown (3-15-00)	40
	J.J. Redick, Duke (1-28-06)	40

SINGLE GAME REBOUNDS

No.	Name	Rebounds
1.	Bill Chambers, William & Mary (2-14-53) <small>NCAA record</small>	51
2.	Ronnie Shavlik, NC State (2-1-55)	28
	Bob Allen, Marshall (12-20-67)	28
4.	Tony Jackson, St. John's (12-20-58)	25
5.	Bill Ralph, VMI (2-18-57)	24
	Rodger Fauber, Washington & Lee (2-13-61)	24
	Len Chappell, Wake Forest (2-12-62)	24
8.	Billy Cunningham, North Carolina (2-20-63)	23
	Bill Jews, Johns Hopkins (1-26-72)	23
	Tim Duncan, Wake Forest (2-22-97)	23

SINGLE GAME OFFENSIVE REBOUNDS

No.	Name	Off. Rebounds
1.	Drew Henderson, Fairfield (2-13-91)	10
	Todd Fuller, NC State (1-6-96)	10
	Ryan Bowen, Iowa (3-13-97)	10
	Kenny Adeleke, Hartford (12-31-05)	10
5.	Armando Bacot, North Carolina (1-8-22)	9
	Richard Howell, NC State (1-28-12)	9

SINGLE GAME ASSISTS

No.	Name	Assists
1.	Craig Neal, Georgia Tech (2-25-88)	17
2.	Jack Thompson, South Carolina (1-11-67)	13
	Keith Gatlin, Maryland (1-30-85)	13
	Tommy Amaker, Duke (12-7-85)	13
	Drew Barry, Georgia Tech (1-22-95)	13
	Curtis McCants, George Mason (1-28-95)	13
	Steve Francis, Maryland (2-6-99)	13
8.	Gary Melchionni, Duke (2-13-73)	12
	Fred Ross, Stetson (3-1-75)	12
	Sidney Lowe, NC State (1-12-83)	12

SINGLE GAME BLOCKS

No.	Name	Blocks
1.	Shawn Bradley, BYU (3-14-91)	10
2.	Shelden Williams, Duke (1-16-05)	9
3.	Wayne "Tree" Rollins, Clemson (1-25-75)	8
	Shelden Williams, Duke (1-28-06)	8
5.	Numerous times	7
Last:	Alvin Jones, Georgia Tech (2-9-00)	7

SINGLE GAME STEALS

No.	Name	Steals
1.	Justin Gainey, NC State (3-10-00)	9
2.	Alvin Robertson, Arkansas (3-18-84)	8
3.	Jerry Schellenberg, Wake Forest (1-8-75)	7
	Mookie Blaylock, Oklahoma (12-23-87)	7
	Marcus Woods, Coll. of Charleston (3-3-93)	7
	Johnny Rhodes, Maryland (2-1-96)	7
	Marcus Hatten, St. John's (3-24-03)	7
8.	Numerous times	6
Last:	Justin Holliday, Washington (11-22-10)	6

SINGLE GAME TURNOVERS

No.	Name	Turnovers
1.	Ronnie Nunn, George Washington (1-12-72)	14
2.	Robert Freedman, Johns Hopkins (1-26-72)	12
3.	Mickey Wiles, Maryland (1-30-69)	10
	George Spack, William & Mary (12-15-71)	10
	Tim Deardorff, Xavier (12-19-71)	10
	Gene Banks, Duke (1-31-81)	10
	Jason Rowe, Loyola (Md.) (12-8-99)	10
8.	Numerous times	9
Last:	John Gilchrist, Maryland (2-4-04)	9

SINGLE GAME FIELD GOALS

No.	Name	FGs
1.	Grady Wallace, South Carolina (2-15-57)	18
	Len Chappell, Wake Forest (2-12-62)	18
	Reggie King, Alabama (3-12-79)	18
4.	Dave Robinson, Marshall (12-28-54)	17
	Bimbo Coles, Virginia Tech (1-25-89)	17
6.	Numerous Times	16
Last:	David Thompson, NC State (3-8-74)	16

BEST 100% FG GAMES

No.	Name	FG-FGA
1.	Scott Williams, North Carolina (1-13-90)	12-12
2.	Donnie McGrath, Providence (2-2-05)	9-9
3.	George Ratkovich, USC (12-30-77)	7-7
4.	Numerous times	6-6
Last:	Patric Young, Florida (3-16-12)	6-6

SINGLE GAME FREE THROWS

No.	Name	FTs
1.	Dickie Hemrick, Wake Forest (12-11-54)	19
2.	Jay Handlan, Washington & Lee (2-24-50)	18
3.	Joe Holup, George Washington (1-21-54)	17
	Charlie Scott, North Carolina (3-5-70)	17
5.	Wil Robinson, West Virginia (2-9-72)	16
	Jared Dudley, Boston College (1-13-07)	16
7.	Art Heyman, Duke (2-13-63)	15
	Tyler Hansbrough, North Carolina (1-15-09)	15

BEST 100% FT GAMES

No.	Name	FT-FTA
1.	Jay Handlan, Washington & Lee (2-24-50)	18-18
2.	Darius Songaila, Wake Forest (3-2-00)	14-14
3.	Nik Caner-Medley, Maryland (3-5-06)	12-12
4.	Numerous times	11-11
Last:	J.J. Redick, Duke (1-15-03)	11-11

SINGLE GAME 3-POINTERS

No.	Name	3FGs
1.	Carsen Edwards, Purdue	10
2.	Donnie McGrath, Providence (2-2-05)	9
3.	Mark Price, Georgia Tech (3-12-83)	8
	Will Solomon, Clemson (1-15-00)	8
	J.J. Redick, Duke (1-28-06)	8
	K.C. Rivers, Clemson (2-7-08)	8
7.	Numerous times	7
Last:	John Grant, Savannah State (12-19-17)	

BEST 100% 3FG GAMES

No.	Name	3FG-3FGA
1.	Donnie McGrath, Providence (2-2-05)	9-9
2.	Marc Campbell, Clemson (2-23-83)	7-7
3.	Everick Sullivan, Louisville (2-17-90)	6-6
4.	Michael Tait, Clemson (1-31-87)	5-5
	Steve Hood, Maryland (1-20-88)	5-5
	Tony Dukes, USC Upstate (11-15-10)	5-5



YEAR-BY-YEAR STATISTICS

Year	Scoring Offense	Scoring Defense	Scoring Margin	FG% (UVA/Opp)	3FG% (UVA/Opp)	FT% (UVA/Opp)	Rebound Margin
2021-22	62.4	60.1	+2.3	.449/.425	.323/.336	.730/.712	-0.11
2020-21	68.2	60.5	+7.7	.474/.416	.375/.339	.816 /.749	+2.1
2019-20	57.0	52.4	+4.7	.413/. 369	.303/.293	.717/.688	+3.6
2018-19	71.4	56.1	+15.3	.474/. 385	.395 /. 289	.744/.666	+5.1
2017-18	67.1	54.0	+13.1	.460/. 380	.383/. 310	.754/.732	+1.7
2016-17	66.1	56.5	+9.7	.460 / .398	.385 / .317	.709 / .699	+2.9
2015-16	71.0	60.1	+10.9	.491 / .420	.403 / .347	.752 / .702	+3.8
2014-15	65.4	51.5	+13.9	.457 / .367	.352 / .308	.726 / .646	+7.7
2013-14	66.2	55.7	+10.5	.454 / .388	.369 / .323	.673 / .662	+6.1
2012-13	64.2	55.6	+8.7	.457 / .388	.385 / .312	.706 / .700	+1.5
2011-12	62.5	54.2	+8.3	.457 / .400	.330 / .289	.722 / .634	+2.6
2010-11	61.9	62.4	-0.5	.415 / .437	.388 / .363	.690 / .682	-2.3
2009-10	65.5	63.6	+1.9	.426 / .436	.349 / .352	.748 / .639	+0.5
2008-09	70.0	72.5	-2.5	.417 / .438	.316 / .334	.740 / .704	+1.4
2007-08	76.8	74.8	+2.0	.435 / .449	.366 / .367	.705 / .665	+5.1
2006-07	77.0	70.8	+6.2	.437 / .408	.364 / .348	.742 / .701	+4.5
2005-06	67.9	67.7	+0.2	.415 / .435	.333 / .327	.748 / .649	+4.6
2004-05	72.8	76.0	-3.2	.429 / .448	.330 / .377	.689 / .669	-2.0
2003-04	74.4	74.9	-0.5	.446 / .427	.332 / .348	.682 / .680	-5.3
2002-03	73.9	74.6	-0.7	.451 / .435	.372 / .326	.658 / .712	+2.6
2001-02	79.6	74.3	+5.3	.463 / .442	.333 / .340	.719 / .715	+3.9
2000-01	85.0	74.8	+10.2	.455 / .465	.369 / .348	.736 / .682	+5.6
1999-00	81.5	75.4	+6.1	.451 / .464	.327 / .362	.678 / .660	-2.3
1998-99	72.8	73.7	-0.9	.423 / .446	.319 / .330	.734 / .694	-6.9
1997-98	65.7	70.0	-4.3	.439 / .428	.340 / .356	.653 / .700	+4.0
1996-97	67.7	65.0	+2.7	.427 / .409	.362 / .317	.674 / .662	+1.5
1995-96	69.4	68.8	+0.6	.416 / .394	.342 / .305	.695 / .689	+1.4
1994-95	77.4	66.8	+10.6	.444 / .390	.362 / .317	.719 / .711	+5.0
1993-94	64.1	65.7	-1.6	.387 / .394	.312 / .318	.661 / .708	+0.2
1992-93	74.2	69.3	+4.9	.441 / .405	.334 / .300	.653 / .674	+4.0
1991-92	70.0	65.2	+4.8	.433 / .424	.309 / .309	.721 / .690	+2.8
1990-91	74.3	68.5	+5.8	.455 / .442	.297 / .363	.721 / .725	+2.4
1989-90	72.5	69.9	+2.6	.434 / .455	.343 / .364	.714 / .707	+1.3
1988-89	81.9	78.0	+3.9	.460 / .481	.350 / .391	.722 / .701	+4.9
1987-88	66.8	67.5	-0.7	.439 / .448	.345 / .397	.651 / .729	+1.3
1986-87	74.2	68.4	+5.8	.496 / .455	.331 / .411	.738 / .728	+4.9
1985-86	70.4	64.9	+5.5	.501 / .459		.692 / .680	+3.5
1984-85	61.2	59.6	+1.6	.499 / .448		.715 / .708	+3.2
1983-84	66.6	61.5	+5.1	.503 / .470		.670 / .704	+2.0
1982-83	81.9	65.0	+16.9	.523 / .417		.711 / .683	+8.3
1981-82	70.2	57.2	+13.0	.527 / .437		.680 / .695	+6.1
1980-81	73.3	60.6	+12.7	.511 / .433		.723 / .687	+3.3
1979-80	71.1	63.7	+7.4	.500 / .429		.739 / .683	+3.8
1978-79	76.3	69.7	+6.6	.499 / .475		.762 / .707	-0.5
1977-78	71.9	66.9	+5.0	.473 / .461		.748 / .681	+2.0
1976-77	65.6	67.3	-1.7	.452 / .496		.697 / .694	+4.3
1975-76	76.5	70.7	+5.8	.501 / .457		.729 / .698	+3.3
1974-75	68.4	70.0	-1.6	.456 / .472		.725 / .718	0.0
1973-74	77.3	80.0	-2.7	.459 / .480		.701 / .672	-2.9
1972-73	74.8	71.2	+3.6	.477 / .455		.706 / .702	-1.1
1971-72	81.8	70.7	+11.1	.452 / .454		.702 / .702	-0.8
1970-71	76.4	74.9	+1.5	.461 / .447		.760 / .703	-0.6
1969-70	69.8	73.0	-3.2	.434 / .455		.711 / .695	+2.4
1968-69	79.2	83.6	-4.4	.483 / .473		.654 / .705	+9.4
1967-68	79.9	86.6	-6.7	.463 / .454		.633 / .676	+5.1
1966-67	77.6	82.3	-4.7	.419 / .474		.724 / .734	-3.2
1965-66	73.5	77.7	-4.2	.432 / .490		.665 / .750	+1.6
1964-65	71.1	80.3	-9.2	.418 / .445		.665 / .728	-5.8
1963-64	64.8	69.7	-4.9	.440 / .442		.663 / .685	-1.5
1962-63	66.4	74.5	-8.1	.407 / .491		.666 / .660	-3.3
1961-62	70.2	83.1	-12.9	.362		.642	
1960-61	70.2	85.5	-15.3	.362		.654	
1959-60	67.3	75.6	-8.3	.393		.704	
1958-59	70.6	71.3	-0.7	.386		.710	
1957-58	70.5	72.2	-1.7	.395		.732	
1956-57	68.6	74.4	-5.8	.416		.679	
1955-56	73.8	78.9	-5.1	.407		.722	
1954-55	89.8	84.4	+5.4	.442		.728	
1953-54	79.6	74.6	+5.0	.293		.695	

•ACC leader in bold

STATISTICAL LEADERS



2022-23 VIRGINIA MEN'S BASKETBALL

Year	Scoring Average	Total Points	Rebound Average	Total Rebounds	FG% (ACC min)	FG% (UVA min)
2021-22	Jayden Gardner (15.3)	Jayden Gardner (537)	Jayden Gardner (6.4)	Jayden Gardner (223)	Jayden Gardner (.501)	Kadin Shedrick (.641)
2020-21	Sam Hauser (16.0)	Sam Hauser (400)	Jay Huff (7.1)	Jay Huff (177)	Jay Huff (.585)	Jay Huff (.585)
2019-20	Mamadi Diakite (13.7)	Mamadi Diakite (412)	Braxton Key (7.4)	Mamadi Diakite (203)	Mamadi Diakite (.478)	Jay Huff (.571)
2018-19	Kyle Guy (15.4)	Kyle Guy (586)	Braxton Key (5.3)	Braxton Key (200)	De'Andre Hunter (.520)	Mamadi Diakite (.550)
2017-18	Kyle Guy (14.1)	Kyle Guy (481)	Isaiah Wilkins (6.2)	Isaiah Wilkins (212)	Kyle Guy (.415)	Mamadi Diakite (.577)
2016-17	London Perrantes (12.7)	London Perrantes (431)	Isaiah Wilkins (6.0)	Isaiah Wilkins (198)	---	Isaiah Wilkins (.556)
2015-16	Malcolm Brogdon (18.2)	Malcolm Brogdon (675)	Anthony Gill (6.1)	Anthony Gill (227)	Anthony Gill (.580)	Mike Tobey (.601)
2014-15	Malcolm Brogdon (14.0)	Malcolm Brogdon (476)	Anthony Gill (6.5)	Anthony Gill (220)	---	Anthony Gill (.582)
2013-14	Malcolm Brogdon (12.7)	Malcolm Brogdon (470)	Akil Mitchell (7.0)	Akil Mitchell (259)	---	Anthony Gill (.587)
2012-13	Joe Harris (16.3)	Joe Harris (570)	Akil Mitchell (8.9)	Akil Mitchell (312)	Akil Mitchell (.545)	Akil Mitchell (.545)
2011-12	Mike Scott (18.0)	Mike Scott (575)	Mike Scott (8.3)	Mike Scott (265)	Mike Scott (.563)	Mike Scott (.563)
2010-11	Mustapha Farrakhan (13.5)	Mustapha Farrakhan (418)	Assane Sene (5.5)	Assane Sene (171)	---	KT Harrell (.423)
2009-10	Sylvan Landesberg (17.3)	Sylvan Landesberg (466)	Mike Scott (7.2)	Mike Scott (201)	Mike Scott (.505)	Jerome Meyinsse (.580)
2008-09	Sylvan Landesberg (16.6)	Sylvan Landesberg (464)	Mike Scott (7.4)	Mike Scott (208)	Sylvan Landesberg (.436)	Mike Scott (.544)
2007-08	Sean Singletary (19.8)	Sean Singletary (653)	Adrian Joseph (5.7)	Adrian Joseph (189)	Sean Singletary (.426)	Mamadi Diane (.432)
2006-07	Sean Singletary (19.0)	Sean Singletary (609)	Sean Cain (6.3)	Jason Cain (202)	J.R. Reynolds (.429)	Jason Cain (.479)
2005-06	Sean Singletary (17.7)	Sean Singletary (512)	Jason Cain (7.6)	Jason Cain (229)	J.R. Reynolds (.407)	L. Mikalauskas (.568)
2004-05	Devin Smith (16.5)	Devin Smith (429)	Elton Brown (8.1)	Elton Brown (236)	Devin Smith (.448)	Elton Brown (.478)
2003-04	Elton Brown (14.8)	Elton Brown (460)	Elton Brown (6.3)	Elton Brown (195)	Elton Brown (.503)	Donte Minter (.560)
2002-03	Travis Watson (14.3)	Travis Watson (444)	Travis Watson (10.4)	Travis Watson (321)	Travis Watson (.520)	Travis Watson (.520)
2001-02	Roger Mason Jr. (18.6)	Roger Mason, Jr. (538)	Travis Watson (9.7)	Travis Watson (272)	Travis Watson (.525)	Travis Watson (.525)
2000-01	Roger Mason Jr. (15.7)	Roger Mason, Jr. (456)	Travis Watson (9.1)	Travis Watson (264)	Chris Williams (.503)	Adam Hall (.506)
1999-00	Chris Williams (15.5)	Chris Williams (479)	Travis Watson (8.3)	Travis Watson (258)	Chris Williams (.507)	Travis Watson (.535)
1998-99	Donald Hand (17.1)	Donald Hand (514)	Chris Williams (7.5)	Chris Williams (226)	Chris Williams (.512)	Chris Williams (.512)
1997-98	Norman Nolan (21.0)	Norman Nolan (630)	Norman Nolan (9.2)	Norman Nolan (276)	Norman Nolan (.524)	Norman Nolan (.524)
1996-97	Courtney Alexander (14.8)	Curtis Staples (432)	Norman Nolan (7.4)	Norman Nolan (228)	Courtney Alexander (.420)	Colin Ducharme (.557)
1995-96	Harold Deane (16.7)	Harold Deane (451)	Norman Nolan (7.0)	Norman Nolan (189)	Courtney Alexander (.487)	Courtney Alexander (.487)
1994-95	Junior Burrough (18.1)	Junior Burrough (615)	Junior Burrough (8.7)	Junior Burrough (295)	Junior Burrough (.501)	Junior Burrough (.501)
1993-94	Junior Burrough (15.0)	Junior Burrough (462)	Junior Burrough (7.0)	Junior Burrough (218)	Junior Burrough (.405)	Yuri Barnes (.427)
1992-93	Cory Alexander (18.8)	Cory Alexander (583)	Ted Jeffries (8.0)	Ted Jeffries (248)	Cory Alexander (.453)	Ted Jeffries (.516)
1991-92	Bryant Stith (20.7)	Bryant Stith (684)	Ted Jeffries (7.1)	Ted Jeffries (234)	Bryant Stith (.452)	Ted Jeffries (.500)
1990-91	Bryant Stith (19.8)	Bryant Stith (653)	Kenny Turner (7.4)	Kenny Turner (245)	Bryant Stith (.471)	Ted Jeffries (.474)
1989-90	Bryant Stith (20.8)	Bryant Stith (666)	Kenny Turner (7.0)	Kenny Turner (224)	Bryant Stith (.481)	Bryant Stith (.481)
1988-89	Richard Morgan (20.4)	Richard Morgan (673)	Brent Dabbs (7.3)	Brent Dabbs (240)	Bryant Stith (.548)	Curtis Williams (.568)
1987-88	John Johnson (15.6)	Mel Kennedy (442)	Bill Batts (6.4)	Bill Batts (198)	John Johnson (.440)	Bill Batts (.566)
1986-87	Andrew Kennedy (16.5)	Andrew Kennedy (512)	Andrew Kennedy (7.5)	Andrew Kennedy (232)	Andrew Kennedy (.567)	Andrew Kennedy (.567)
1985-86	Olden Polynice (16.1)	Olden Polynice (482)	Olden Polynice (8.0)	Olden Polynice (240)	Olden Polynice (.572)	Andrew Kennedy (.585)
1984-85	Olden Polynice (13.0)	Olden Polynice (416)	Olden Polynice (7.6)	Olden Polynice (243)	Olden Polynice (.603)	Olden Polynice (.603)
1983-84	Othell Wilson (13.8)	Othell Wilson (401)	Kenton Edelin (6.4)	Kenton Edelin (185)	Othell Wilson (.493)	Olden Polynice (.551)
1982-83	Ralph Sampson (19.0)	Ralph Sampson (626)	Ralph Sampson (11.7)	Ralph Sampson (386)	Ralph Sampson (.604)	Ralph Sampson (.604)
1981-82	Ralph Sampson (15.8)	Ralph Sampson (506)	Ralph Sampson (11.4)	Ralph Sampson (366)	Ralph Sampson (.561)	Jim Miller (.577)
1980-81	Jeff Lamp (18.2)	Jeff Lamp (600)	Ralph Sampson (11.5)	Ralph Sampson (378)	Ralph Sampson (.557)	Ralph Sampson (.557)
1979-80	Jeff Lamp (17.4)	Jeff Lamp (591)	Ralph Sampson (11.2)	Ralph Sampson (381)	Ralph Sampson (.547)	Ralph Sampson (.547)
1978-79	Jeff Lamp (22.9)	Jeff Lamp (641)	Steve Castellani (7.1)	Steve Castellani (207)	Lee Raker (.495)	Bobby Stokes (.586)
1977-78	Jeff Lamp (17.3)	Jeff Lamp (485)	Steve Castellani (7.9)	Steve Castellani (221)	Jeff Lamp (.408)	Mike Owens (.542)
1976-77	Billy Langloh (13.0)	Billy Langloh (352)	Steve Castellani (7.6)	Steve Castellani (219)	Billy Langloh (.473)	Bobby Stokes (.500)
1975-76	Wally Walker (22.1)	Wally Walker (664)	Wally Walker (6.8)	Wally Walker (203)	Wally Walker (.548)	Wally Walker (.548)
1974-75	Wally Walker (16.5)	Wally Walker (413)	Marc Iavaroni (7.9)	Marc Iavaroni (198)	Wally Walker (.474)	Marc Iavaroni (.493)
1973-74	Gus Gerald (20.8)	Gus Gerard (562)	Gus Gerard (10.2)	Gus Gerard (275)	Wally Walker (.493)	Wally Walker (.493)
1972-73	Barry Parkhill (16.8)	Barry Parkhill (419)	Gus Gerard (8.2)	Gus Gerard (206)	Wally Walker (.562)	Wally Walker (.562)
1971-72	Barry Parkhill (21.6)	Barry Parkhill (605)	Scott McCandlish (9.4)	Scott McCandlish (264)	Jim Hobgood (.479)	Jim Hobgood (.479)
1970-71	Barry Parkhill (15.9)	Barry Parkhill (413)	Scott McCandlish (9.9)	Scott McCandlish (258)	Bill Gerry (.510)	Bill Gerry (.510)
1969-70	Bill Gerry (17.7)	Bill Gerry (443)	Bill Gerry (11.1)	Bill Gerry (277)	Bill Gerry (.526)	Bill Gerry (.526)
1968-69	Mike Wilkes (15.7)	Mike Wilkes (377)	John Gidding (11.2)	John Gidding (268)	Mike Wilkes (.598)	Mike Wilkes (.598)
1967-68	Mike Katos (18.5)	Mike Katos (463)	Norm Carmichael (12.0)	Norm Carmichael (300)	Norm Carmichael (.570)	N. Carmichael (.570)
1966-67	Jim Connelly (20.0)	Jim Connelly (521)	Buddy Reams (8.5)	Buddy Reams (223)	Mike Katos (.440)	N. Carmichael (.510)
1965-66	Jim Connelly (20.5)	Jim Connelly (450)	John Naponick (6.5)	John Naponick (140)	Mike Katos (.436)	Jerry Sanders (.601)
1964-65	Jim Connelly (18.3)	Jim Connelly (455)	Mac Caldwell (7.8)	Mac Caldwell (155)	Mac Caldwell (.458)	Jerry Sanders (.485)
1963-64	Chip Conner (18.8)	Chip Conner (375)	Mac Caldwell (8.0)	Mac Caldwell (193)	Chip Conner (.463)	Kenny Goble (.566)
1962-63	Gene Engel (18.4)	Gene Engel (460)	Mac Caldwell (8.2)	Mac Caldwell (206)	Gene Engel (.484)	Gene Engel (.484)
1961-62	Tony Laquintano (20.4)	Tony Laquintano (470)	Chip Conner (9.2)	Chip Conner (212)	Chip Conner (.424)	Chip Conner (.424)
1960-61	Tony Laquintano (19.8)	Tony Laquintano (516)	Gene Engel (9.7)	Gene Engel (242)	Tony Laquintano (.343)	Gene Engel (.431)
1959-60	Paul Adkins (17.1)	Paul Adkins (411)	Bob Mortell (14.6)	Bob Mortell (350)	Paul Adkins (.377)	Bob Mortell (.469)
1958-59	Paul Adkins (16.0)	Paul Adkins (399)	Herb Busch (9.1)	Herb Busch (227)	Paul Adkins (.358)	Herb Busch (.441)
1957-58	Herb Busch (15.9)	Herb Busch (365)	Herb Busch (10.1)	Herb Busch (232)	Herb Busch (.483)	Herb Busch (.483)
1956-57	Bob Hardy (15.2)	Bob Hardy (380)	Jerry Cooper (7.0)	Jerry Cooper (168)	Jerry Cooper (.475)	Jerry Cooper (.475)
1955-56	Bob McCarty (23.1)	Bob McCarty (625)	Austin Pearre (7.3)	Austin Pearre (197)	Bob McCarty (.453)	Bob McCarty (.453)
1954-55	Buzzy Wilkinson (32.1)*	Buzzy Wilkinson (898)	Jerry Cooper (7.4)	Jerry Cooper (215)	Bob McCarty (.531)	Bob McCarty (.531)
1953-54	Buzzy Wilkinson (30.1)	Buzzy Wilkinson (814)	Charles Gamble (7.4)	Charles Gamble (192)	Bob McCarty (.441)	Austin Pearre (.468)
1952-53	Buzzy Wilkinson (22.7)	Buzzy Wilkinson (521)				
1951-52	Vic Mohl (17.5)	Vic Mohl (420)				
1950-51	Vic Mohl (16.8)	Vic Mohl (354)				
1949-50	Joe Noertker (20.1)	Joe Noertker (503)				
1948-49	Joe Noertker (19.2)	Joe Noertker (442)				
1947-48	Chuck Noe (14.0)	Chuck Noe (332)				
1946-47		Bill Pandak (213)				



STATISTICAL LEADERS

Year	FT % (ACC min)	FT% (UVA min)	3FG% (ACC min)	3FG% (UVA min)	Assists	Steals	Blocks
2021-22	Jayden Gardner (.793)	Jayden Gardner (.793)	--	Kihei Clark (.346)	Reece Beekman (181)	Reece Beekman (73)	Kadin Shedrick (67)
2020-21	---	Trey Murphy III (.927)	Sam Hauser (.417)	Trey Murphy III (.433)	Kihei Clark (113)	Reece Beekman (30)	Jay Huff (66)
2019-20	Kihei Clark (.876)	Kihei Clark (.876)	---	Kihei Clark (.375)	Kihei Clark (176)	Kihei Clark (37)	Jay Huff (61)
2018-19	De'Andre Hunter (.783)	De'Andre Hunter (.783)	Kyle Guy (.426)	De'Andre Hunter (438)	Ty Jerome (202)	Ty Jerome (57)	Mamadi Diakite (63)
2017-18	---	Devon Hall (.894)	Kyle Guy (.392)	Devon Hall (.432)	Ty Jerome (132)	Ty Jerome (55)	Isaiah Wilkins (49)
2016-17	---	London Perrantes (.813)	---	Kyle Guy (.495)	London Perrantes (128)	Isaiah Wilkins (33)	Isaiah Wilkins (43)
2015-16	Malcolm Brogdon (.897)	Malcolm Brogdon (.897)	London Perrantes (.488)	London Perrantes (.488)	London Perrantes (153)	London Perrantes (37)	Isaiah Wilkins (31)
2014-15	Malcolm Brogdon (.879)	Malcolm Brogdon (.879)	---	Justin Anderson (.452)	London Perrantes (148)	Anthony Gill (29)	Darion Atkins (36)
2013-14	Malcolm Brogdon (.875)	Malcolm Brogdon (.875)	---	London Perrantes (.437)	London Perrantes (140)	Malcolm Brogdon (44)	Mike Tobey (39)
2012-13	Joe Harris (.740)	Joe Harris (.740)	Joe Harris (.425)	Joe Harris (.425)	Jontel Evans (126)	Akil Mitchell (45)	Justin Anderson (42)
2011-12	Mike Scott (.808)	Mike Scott (.808)	--	Joe Harris (.380)	Jontel Evans (124)	Jontel Evans (50)	Darion Atkins (19)
2010-11	M. Farrakhan (.776)	M. Farrakhan (.776)	Joe Harris (.417)	Joe Harris (.417)	Jontel Evans (109)	Jontel Evans (40)	Assane Sene (39)
2009-10	Sylvan Landesberg (.810)	Sylvan Landesberg (.810)	---	Jeff Jones (.435)	Sammy Zeglinski (80)	Sammy Zeglinski (38)	Jerome Meyinsse (23)
2008-09	Sylvan Landesberg (.796)	Sylvan Landesberg (.796)	---	Jamil Tucker (.403)	Sammy Zeglinski (84)	Sammy Zeglinski (36)	Assane Sene (35)
2007-08	Sean Singletary (.851)	Sean Singletary (.851)	---	Mamadi Diane (.414)	Sean Singletary (202)	Sean Singletary (60)	Mamadi Diane (22)
2006-07	Sean Singletary (.872)	Sean Singletary (.872)	Sean Singletary (.389)	Sean Singletary (.389)	Sean Singletary (151)	Sean Singletary (38)	Tunji Soroye (26)
2005-06	Sean Singletary (.845)	Sean Singletary (.845)	J.R. Reynolds (.353)	J.R. Reynolds (.353)	Sean Singletary (121)	Sean Singletary (54)	Tunji Soroye (37)
2004-05	Elton Brown (.543)	J.R. Reynolds (.821)	Devin Smith (.354)	Devin Smith (.354)	Sean Singletary (113)	Sean Singletary (48)	Devin Smith (21)
2003-04	Elton Brown (.627)	Devin Smith (.800)	Todd Billet (.358)	J.R. Reynolds (.384)	Todd Billet (99)	Devin Smith (37)	Jason Clark (31)
2002-03	Travis Watson (.687)	Todd Billet (.860)	Todd Billet (.418)	Todd Billet (.418)	Todd Billet (108)	Travis Watson (46)	Travis Watson (40)
2001-02	Roger Mason Jr. (.881)	Roger Mason Jr. (.881)	Roger Mason Jr. (.367)	Roger Mason Jr. (.367)	Roger Mason, Jr. (119)	Chris Williams (49)	Jason Clark (39)
2000-01	Roger Mason Jr. (.884)	Roger Mason Jr. (.884)	Keith Friel (.428)	Roger Mason Jr. (.442)	Donald Hand (174)	Donald Hand (47)	Travis Watson (35)
1999-00	Donald Hand (.749)	Roger Mason Jr. (.818)	---	Keith Friel (.413)	Donald Hand (133)	Chris Williams (51)	Travis Watson (29)
1998-99	Donald Hand (.862)	Donald Hand (.862)	---	Adam Hall (.321)	Donald Hand (123)	Donald Hand (57)	Kris Hunter (88)
1997-98	Curtis Staples (.765)	Curtis Staples (.765)	Curtis Staples (.390)	Curtis Staples (.390)	Dersch/Hand (99)	Donald Hand (37)	Colin Ducharme (34)
1996-97	Harold Deane (.807)	Harold Deane (.807)	Co. Alexander (.444)	Co. Alexander (.444)	Harold Deane (136)	Harold Deane (48)	Colin Ducharme (41)
1995-96	Harold Deane (.808)	Harold Deane (.808)	Harold Deane (.344)	Harold Deane (.344)	Harold Deane (99)	Harold Deane (43)	Ch. Alexander (49)
1994-95	Harold Deane (.795)	Harold Deane (.795)	Curtis Staples (.422)	Curtis Staples (.422)	Harold Deane (147)	Harold Deane (46)	Ch. Alexander (54)
1993-94	Harold Deane (.706)	Harold Deane (.706)	Harold Deane (.331)	Jason Williford (.387)	Cornel Parker (120)	Harold Deane (42)	Ch. Alexander (39)
1992-93	Cory Alexander (.705)	Cory Alexander (.705)	Cory Alexander (.368)	Doug Smith (.374)	Co. Alexander (144)	Jason Williford (35)	Ted Jeffries (42)
1991-92	Bryant Stith (.815)	Bryant Stith (.815)	---	Bryant Stith (.368)	Co. Alexander (145)	Co. Alexander (41)	Ted Jeffries (24)
1990-91	Bryant Stith (.791)	Bryant Stith (.791)	---	John Crotty (.338)	John Crotty (169)	Bryant Stith (51)	Kenny Turner (23)
1989-90	Bryant Stith (.777)	Bryant Stith (.777)	John Crotty (.340)	Bryant Stith (.392)	John Crotty (214)	Bryant Stith (41)	Kenny Turner (16)
1988-89	Richard Morgan (.864)	Richard Morgan (.864)	Richard Morgan (.371)	Richard Morgan (.371)	John Crotty (208)	Richard Morgan (55)	R. Morgan/B.Batts (12)
1987-88	John Johnson (.725)	John Johnson (.725)	---	Richard Morgan (.340)	John Johnson (107)	Richard Morgan (37)	Bill Batts (28)
1986-87	John Johnson (.811)	John Johnson (.811)	---	---	John Johnson (194)	Richard Morgan (46)	John Dyslin (12)
1985-86	Olden Polynice (.637)	Olden Polynice (.637)	---	---	John Johnson (92)	Tom Calloway (28)	Olden Polynice (34)
1984-85	Olden Polynice (.599)	Tom Sheehy (.807)	---	---	Tim Mullen (82)	Tim Mullen (27)	Olden Polynice (35)
1983-84	---	Ricky Stokes (.793)	---	---	Othell Wilson (143)	Othell Wilson (69)	Kenton Edelin (21)
1982-83	Rick Carlisle (.837)	Rick Carlisle (.837)	Othell Wilson (.537)	Othell Wilson (.537)	Othell Wilson (152)	Othell Wilson (44)	Ralph Sampson (103)
1981-82	Ralph Sampson (.615)	Jim Miller (.747)	---	---	Jeff Jones (117)	Othell Wilson (61)	Ralph Sampson (99)
1980-81	Jeff Lamp (.865)	Jeff Lamp (.865)	---	---	Jeff Jones (145)	Jeff Jones (56)	Ralph Sampson (103)
1979-80	Jeff Lamp (.841)	Jeff Lamp (.841)	---	---	Jeff Jones (200)	Jeff Jones (50)	Ralph Sampson (157)
1978-79	Jeff Lamp (.846)	Jeff Lamp (.846)	---	---	Jeff Jones (136)	Bobby Stokes (42)	Steve Castellani (36)
1977-78	Jeff Lamp (.844)	Jeff Lamp (.844)	---	---	Tommy Hicks (67)	Bobby Stokes (35)	Steve Castellani (33)
1976-77	Bill Langloh (.660)	Mike Owens (.810)	---	---	Bobby Stokes (68)	Billy Langloh (42)	Steve Castellani (18)
1975-76	Bill Langloh (.778)	Dave Koesters (.800)	---	---	Billy Langloh (83)	Langloh/Stokes (38)	Otis Fulton (33)
1974-75	---	Wally Walker (.833)	---	---	Andy Boninti (72)	---	---
1973-74	Gus Gerard (.766)	Wally Walker (.829)	---	---	Billy Langloh (76)	---	---
1972-73	Barry Parkhill (.827)	Barry Parkhill (.827)	---	---	Barry Parkhill (124)	---	---
1971-72	Barry Parkhill (.765)	Barry Parkhill (.765)	---	---	Barry Parkhill (121)	---	---
1970-71	Barry Parkhill (.807)	Tim Rash (.852)	---	---	Barry Parkhill (124)	---	---
1969-70	Chip Case (.767)	Kevin Kennelly (.783)	---	---	Kevin Kennelly (69)	---	---
1968-69	Norm Carmichael (.717)	Norm Carmichael (.717)	---	---	Kevin Kennelly (90)	---	---
1967-68	Mike Katos (.740)	Mike Katos (.740)	---	---	Barry Koval (106)	---	---
1966-67	Case/Katos (.760)	Chip Case/Mike Katos (.760)	---	---	---	---	---
1965-66	Mike Katos (.805)	Mike Katos (.805)	---	---	---	---	---
1964-65	Mac Caldwell (.844)	Mac Caldwell (.844)	---	---	---	---	---
1963-64	Mac Caldwell (.784)	Mac Caldwell (.784)	---	---	---	---	---
1962-63	Gene Engel (.689)	Mac Caldwell (.730)	---	---	---	---	---
1961-62	Tony Laquintano (.746)	Tony Laquintano (.746)	---	---	---	---	---
1960-61	Tony Laquintano (.675)	John Hasbrouck (.744)	---	---	---	---	---
1959-60	Bob Mortell (.686)	Walter Densmore (.782)	---	---	---	---	---
1958-59	Paul Adkins (.792)	Paul Adkins (.792)	---	---	---	---	---
1957-58	Bill Metzger (.846)	Bill Metzger (.846)	---	---	---	---	---
1956-57	Bob Hardy (.722)	Bob Hardy (.722)	---	---	---	---	---
1955-56	Bob McCarty (.832)	Bob McCarty (.832)	---	---	---	---	---
1954-55	Cecil Underwood (.831)	Cecil Underwood (.831)	---	---	---	---	---
1953-54	Buzzy Wilkinson (.777)	Buzzy Wilkinson (.777)	---	---	---	---	---

-To qualify as a leader, a player must have played in at least 75% of the team's games that season
 -ACC leader in bold (* denotes ACC single season record)
 -FG% minimums: ACC-5 FGM/game, UVA-2.0 FGM/game

-FT% minimums: ACC-2.5 FTM/game, UVA-2.0 FTM/game
 -3FG% minimums: ACC-2.0 3FGM/game (1.5 3FGM/game prior to 1997-98), UVA-1.0 3FGM/game
 ---- denotes no player met category minimum

CAREER STATISTICS



2022-23 VIRGINIA MEN'S BASKETBALL

Player (Years)	GP-GS	Min-Avg	FG-FGA	Pct	3FG-FGA	Pct	FT-FTA	Pct	Off-Def	Tot-Avg	PF-FO	A	TO	Blk	Stl	Pts-Avg
Jabri Abdur-Rahim (2021)	8-0	37-4.6	2-10	.200	1-7	.143	202	1.000	0-2	2-0.3	7-0	2	1	1	1	7-0.9
aul Adkins (1958-60)	23	--	440-1179	.373	--	--	270-354	.763	--	205-2.8	121	-	-	-	-	1150-16.0
Chris Alexander (1992-96)	105-59	1969-18.8	90-183	.492	0-0	.000	47-102	.461	163-222	385-3.7	221-6	39	69	148	34	227-2.2
Cory Alexander (1992-95)	85-85	2858-33.6	459-1075	.427	142-422	.336	226-324	.698	52-246	298-3.5	189-2	401	279	14	99	1286-15.1
Courtney Alexander (1996-97)	53-42	1459-27.5	289-640	.452	58-125	.464	123-161	.764	32-160	192-3.6	107-1	73	77	10	40	759-14.3
Damin Altizer (2007)	2-0	4-2.0	0-1	.000	0-0	.000	0-0	.000	0-1	1-0.5	0-0	1	1	0	0	0-0.0
Justin Anderson (2013-15)	98-45	2361-24.1	288-669	.430	97-272	.357	200-266	.752	75-266	341-3.5	137-1	180	125	84	60	873-8.9
Marco Anthony (2018-19)	35-0	222-6.3	18-55	.327	7-20	.350	9-15	.600	1-24	25-0.7	15-0	20	14	3	2	52-1.5
Fletcher Arritt (1963-64)	38	--	36-92	.391	--	--	37-48	.771	--	32-0.8	14-0	-	-	-	-	109-2.9
Darion Atkins (2012-15)	123-42	1857-15.1	236-465	.508	0-1	.000	73-130	.562	158-264	422-3.4	205-2	46	89	102	56	545-4.4
Francesco Badochi (2019)	11-0	28-2.5	2-4	.500	0-1	.000	1-2	.500	3-3	6-0.5	2-0	0	0	0	0	5-0.5
Tom Bagby (1970)	7	--	0-1	.000	--	--	2-3	.667	--	3-0.4	0-0	0	1	-	-	2-0.3
Brent Bair (1988-89)	40-15	350-8.8	17-50	.340	0-0	.000	16-21	.762	22-36	58-1.5	46-0	6	15	3	13	50-1.3
Calvin Baker (2008-10)	86-40	1939-22.5	215-551	.390	70-215	.326	95-126	.754	34-145	179-2.1	143-3	204	147	10	71	595-6.9
T.J. Bannister (2004-06)	76-21	1423-18.7	68-213	.319	8-42	.190	128-166	.771	24-88	112-1.5	177-5	238	144	1	56	272-3.6
Renny Barnes (1965)	13	--	3-8	.375	--	--	1-2	.500	--	12-0.9	8-0	-	-	-	-	7-0.5
Yuri Barnes (1992-95)	127-29	2170-17.1	243-539	.451	1-1	1.000	156-256	.609	204-332	536-4.2	242-2	26	133	61	38	643-5.1
Taylor Barnette (2013)	26-2	248-9.5	24-51	.471	19-44	.432	0-2	.000	1-16	17-0.7	15-0	19	12	1	1	67-2.6
Billy Baron (2011)	17-0	189-11.1	15-48	.313	12-38	.316	9-13	.692	0-12	12-0.7	11-0	13	8	0	6	51-3.0
Justice Bartley (2016-18)	28-0	61-2.2	6-16	.375	2-7	.286	1-4	.250	3-11	14-0.5	7-0	2	11	1	0	15-0.5
George Baskerville (1958)	8	--	1-5	.200	--	--	1-2	.500	--	1-0.1	2-0	-	-	-	-	3-0.4
Bill Batts (1987-89)	66-40	1295-19.6	151-264	.572	0-0	.000	77-130	.592	132-168	300-4.5	151-2	26	63	51	27	379-5.7
Reece Beekman (2021-)	60-55	1962-32.7	157-366	.429	31-102	.304	60-79	.759	20-187	207-3.5	99-2	256	79	35	103	405-6.8
Todd Billet (2003-04)	63-60	2072-32.9	224-584	.384	156-398	.392	136-164	.829	36-116	152-2.4	115-2	207	139	5	42	740-11.7
Lance Blanks (1986-87)	38-1	248-6.5	27-57	.474	1-4	.250	8-19	.421	7-26	33-0.9	33-0	20	26	0	14	63-1.7
Matt Blundin (1988-91)	107-26	2129-19.9	137-300	.457	0-8	.000	114-198	.576	205-274	479-4.5	208-4	85	109	18	42	388-3.6
Mark Bogush (1994)	2-0	3-1.5	0-0	.000	0-0	.000	0-0	.000	0-0	0-0.0	1-0	0	0	1	0	0-0.0
Andy Boninti (1973-75)	71	1248-17.6	138-331	.417	--	--	115-170	.676	--	134-1.9	98-3	134	145	-	-	391-5.5
Dan Bonner (1973-75)	68	1104-16.2	107-222	.482	--	--	70-97	.722	--	203-3.0	129-5	99	82	-	-	284-4.2
John Brandenburg (2009)	8-0	26-3.3	3-5	.600	0-0	.000	2-2	1.000	1-5	6-0.8	5-0	0	1	3	2	8-1.0
Tommy Briscoe (1975-78)	72-0	420-5.8	19-62	.306	--	--	15-28	.536	--	29-0.4	60-2	37	38	0	16	53-0.7
Malcolm Brogdon (2012-16)	136-109	4157-30.6	601-1399	.430	185-507	.365	422-482	.876	82-481	563-4.1	250-2	335	207	31	117	1809-13.3
Doug Browman (2010-13)	35-0	159-4.5	4-10	.400	3-9	.333	2-6	.333	2-20	22-0.6	21-0	18	13	0	4	13-0.4
Elton Brown (2002-05)	121-73	2697-22.3	520-1057	.492	23-83	.277	293-498	.588	242-418	660-5.5	283-3	95	217	40	39	1356-11.2
Andy Burns (2007-08)	21-0	40-1.9	3-9	.333	1-3	.333	3-10	.300	3-7	10-0.5	5-0	2	3	1	0	10-0.5
Junior Burrough (1992-95)	129-125	3939-30.5	759 - 1691	.449	13-46	.283	439-652	.673	362-567	929-7.2	339-8	112	279	96	111	1970-15.3
Herb Busch (1957-59)	58	--	290-639	.454	--	--	304-408	.745	--	556-9.6	161	-	-	-	-	884-15.2
John Butler (1957)	20	--	2-4	.500	--	--	2-3	.667	--	1-0.1	4-0	-	-	-	-	6-0.3
Derrick Byars (2003-04)	62-34	1297-20.9	159-349	.456	56-144	.389	60-90	.667	69-125	194-3.1	134-6	63	84	11	42	434-7.0
Francisco Caffaro (2020-)	72-18	887-12.3	70-134	.522	0-0	.000	59-93	.634	74-133	207-2.9	119-3	10	48	17	9	199-2.8
Jason Cain (2004-07)	111-60	1950-17.6	195-411	.474	2-15	.133	157-231	.680	191-337	528-4.8	251-8	52	141	61	49	549-4.9
Mac Caldwell (1963-65)	69	--	407-918	.443	--	--	199-252	.790	--	554-8.0	131-5	-	-	-	-	1013-14.7
Tom Calloway (1985-87)	52-42	1137-21.9	117-253	.462	0-0	.000	64-89	.719	--	118-2.3	117-3	74	90	3	44	298-5.7
Billy Campbell (2003-06)	49-2	265-5.4	22-55	.400	10-28	.357	8-15	.533	3-29	32-0.7	44-0	18	20	0	12	62-1.3
Rick Carlisle (1983-84)	67-66	1924-28.7	291-566	.514	8-12	.667	154-200	.770	--	193-2.9	120-1	193	97	8	35	744-11.1
Norm Carmichael (1967-69)	70	--	322-572	.563	--	--	171-245	.698	--	622-8.9	155-15	28	58	-	-	815-11.6
Dean Carpenter (1979-82)	46-3	251-5.5	25-62	.403	--	--	21-40	.525	--	58-1.3	41-1	7	19	2	10	71-1.5
Lamont Carr (1975-76)	35	391-11.2	39-97	.402	--	--	29-54	.537	--	89-2.5	53-0	21	35	0	3	107-3.1
Bob Cascella (1968)	4	--	0-3	.000	--	--	4-6	.667	--	2-0.5	-	-	-	-	-	4-1.0
Chip Case (1967-70)	68	--	375-885	.424	--	--	240-324	.741	--	276-4.1	191-12	92	144	-	-	990-14.6
Steve Castellani (1976-79)	116-53	3011-26.0	337-692	.487	--	--	207-293	.706	--	799-6.9	369-19	104	207	108	49	881-7.6
Jason Clark (2002-05)	91-47	1851-7.0	166-271	.613	0-0	.000	89-134	.664	152-165	317-3.5	213-6	41	78	112	67	421-4.6
Kihei Clark (2019-)	128-108	4245-33.2	362-946	.383	139-399	.348	219-271	.808	45-323	368-2.9	176-0	539	274	7	113	1082-8.5
Louis Collins (1981)	18-0	59-3.3	14-42	.333	--	--	2-7	.286	--	11-0.6	10-0	2	3	0	3	30-1.7
Chase Coleman (2019-)	26-0	101-3.9	7-21	.333	2-9	.222	0-0	.000	0-9	9-0.3	10-0	4	9	0	6	16-0.6
Jim Connelly (1965-67)	73	--	540-1282	.421	--	--	346-479	.722	--	428-5.9	238-13	-	-	-	-	1426-19.5
Chip Conner (1962-64)	68	--	456-1073	.425	--	--	245-380	.645	--	551-8.1	127-0	-	-	-	-	1157-17.0
Mark Cooke (1987-90)	51-3	210-4.1	26-67	.388	6-17	.353	16-29	.552	13-27	40-0.8	19-0	6	11	3	3	74-1.5
Jerry Cooper (1955-57)	80	--	343-738	.465	--	--	130-207	.628	--	558-7.0	229	-	-	-	-	816-10.2
Jeff Crackel (1966)	14	--	5-29	.172	--	--	12-15	.800	--	20-1.4	12-0	-	-	-	-	22-1.6
Bill Creason (1969)	13	--	1-5	.200	--	--	6-8	.750	--	2-0.2	5-0	5	3	-	-	8-0.6
Darren Cross (1980)	12-0	56-4.7	8-18	.444	--	--	8-11	.727	--	8-0.7	11-0	5	9	0	2	24-2.0
John Crotty (1988-91)	129-110	4174-32.4	527-1270	.415	179-517	.346	413-595	.694	82-245	327-2.5	287-7	683	347	17	129	1646-12.8
Mike Curtis (1995-98)	28-0	52-1.9	3-12	.250	2-6	.333	1-6	.167	2-6	8-0.3	13-0	2	7	0	1	9-0.3
Brent Dabbs (1989)	33-24	814-24.7	107-246	.435	2-12	.167	69-108	.639	79-161	240-7.3	70-1	30	65	6	6	285-8.6
Jeff Daniel (1986-90)	109-2	1256-11.5	47-128	.367	0-1	.000	57-94	.606	74-152	243-2.2	182-4	33	67	10	30	151-1.4
Bob Davis (1965)	11	--	38-118	.322	--	--	24-50	.480	--	45-4.1	35-2	-	-	-	-	100-9.1
Rex Davis (1959-60)	10	--	3-15	.200	--	--	3-6	.500	--	16-1.6	4-0	-	-	-	-	9-0.9
Harold Deane (1994-97)	122-116	4269-35.0	490-1322	.371	237-693	.342	546-699	.781	78-362	440-3.6	304-7	468	362	61	179	1763-14.5
Matt Deasey (2006)	6-0	6-1.0	0-1	.000	0-0	.000	0-0	.000	0-0	0-0.0	1-0	0	0	0	0	0-0.0
Walter Densmore (1959-61)	68	--	158-418	.378	--	--	118-167	.707	--	315-4.6	97	-	-	-	-	434-6.4
Willie Dersch (1997-00)	118-69	2653-22.5	248-614	.404	72-259	.278	129-179	.721	78-199	277-2.3	212-3	204	160	26	83	697-5.9
Frank DeWitt (1970-72)	79	--	234-550	.425	--	--	177-257	.689	--	354-4.5	184-4	73	135	-	-	645-8.2
Mamadi Diakite (2017-20)	134-53	2796-20.9	396-756	.524	28-84	.333	177-246	.720	163-391	554-4.1	289-5	41	137	156	63	997-7.4
Mamadi Diane (2006-09)	119-77	2921-24.5	363-892	.407	130-380	.342	166-228	.728	142-276							



CAREER STATISTICS

2022-23 VIRGINIA MEN'S BASKETBALL

Player (Years)	GP-GS	Min-Avg	FG-FGA	Pct	3FG-FGA	Pct	FT-FTA	Pct	Off-Def	Tot-Avg	PF-FO	A	TO	Blk	Stl	Pts-Avg
Al Drummond (1972-74)	79	1314-16.6	180-366	.492	--	--	51-70	.729	--	138-1.7	140-0	93	84	-	-	411-5.2
Colin Ducharme (1997-2000)	91-48	1525-16.8	176-333	.529	0-1	.000	120-169	.710	149-194	343-3.8	218-8	54	118	88	24	472-5.2
John Dyslin (1985-87)	55-9	430-7.8	28-60	.467	0-0	.000	8-26	.308	--	89-1.6	75-2	5	30	22	6	64-1.2
Kenton Edelin (1982-84)	97-14	1710-17.6	126-201	.627	1-1	1.000	66-140	.471	--	444-4.6	277-13	74	98	62	51	319-3.3
Mike Eikenberry (1967-68)	21	--	21-48	.438	--	--	21-29	.724	--	44-2.1	1-0	-	-	-	-	63-3.0
John Eller (1962)	23	--	16-44	.364	--	--	13-27	.481	--	55-2.4	52	-	-	-	-	45-2.0
Percy Ellsworth (1995)	15-0	43-2.9	4-6	.667	0-0	.000	4-4	1.000	1-6	7-0.5	6-0	3	2	1	1	12-0.8
Gene Engel (1961-63)	73	--	389-877	.444	--	--	293-445	.658	--	612-8.4	122	-	-	-	-	1071-14.7
Bob Engle (1965)	4	--	1-4	.250	--	--	2-3	.667	--	6-1.5	2-0	-	-	-	-	4-1.0
John English (1968-69)	42	--	56-164	.341	--	--	38-59	.644	--	61-1.5	53-1	45	70	-	-	150-3.6
Jontel Evans (2010-13)	120-92	3096-25.8	247-594	.416	13-42	.310	88-158	.557	37-210	247-2.1	243-2	419	224	8	149	595-5.0
Louis Farina (1960)	18	--	14-56	.250	--	--	21-31	.677	--	35-1.9	-	-	-	-	-	49-2.7
Jim Farmer (1971)	5	--	3-6	.500	--	--	0-1	.000	--	1-0.2	5-0	1	3	-	-	6-1.2
Mustapha Farrakhan (2008-11)	103-39	1941-18.8	234-620	.377	89-267	.333	170-219	.776	30-141	171-1.7	119-2	135	144	19	43	727-7.1
Gene Flamm (1961-63)	70	--	68-217	.313	--	--	77-120	.642	--	220-3.1	141	-	-	-	-	213-3.0
Bernie Florian (1989-91)	11-1	22-2.0	4-4	1.000	0-0	.000	4-4	1.000	0-2	2-0.2	2-0	3	2	1	0	12-1.1
Gary Forbes (2004-05)	60-21	1375-22.9	210-448	.449	36-125	.288	73-134	.545	82-159	241-4.0	145-6	71	110	47	48	511-8.5
Blair Ford (1990-91)	13-0	43-3.3	2-11	.182	1-9	.111	5-12	.417	2-3	5-0.4	3-0	6	2	0	3	10-0.8
Mike Forkin (2005-06)	15-0	29-1.9	2-5	.400	1-1	1.000	5-6	.833	2-3	5-0.3	3-0	1	1	0	0	10-0.7
Armaan Franklin (2022-)	35-34	1031-29.5	140-357	.392	53-179	.296	57-75	.760	11-86	97-2.8	71-0	49	43	9	35	390-11.1
Maleek Frazier (2014-15)	22-0	40-1.8	1-6	.167	0-1	.000	0-1	.000	0-6	6-0.3	4-0	2	6	1	1	2-0.1
Keith Friel (2000-01)	59-3	879-14.9	127-315	.403	107-254	.421	55-61	.902	7-49	56-0.9	82-0	32	25	4	21	416-7.1
Bill Fulton (1969)	22	--	29-68	.426	--	--	18-28	.643	--	45-2.0	19-0	6	15	-	-	76-3.5
Otis Fulton (1976-79)	77-0	1510-19.6	159-321	.495	--	--	67-97	.691	--	345-4.5	142-2	38	98	54	18	385-5.0
Jayden Gardner (2022-)	35-35	1144-32.7	219-437	.501	3-14	.214	96-121	.793	80-143	223-6.4	74-0	50	52	13	18	537-15.3
Terry Gates (1979-81)	96-15	1829-19.1	90-173	.520	--	--	107-172	.622	--	257-2.7	235-13	69	83	2	31	287-3.0
Todd Gates (1989)	2-0	1-0.5	0-2	.000	0-1	.000	0-1	.000	0-0	0-0.0	0-0	0	0	0	0	0-0.0
Gus Gerard (1973-74)	52	1557-29.9	388-819	.474	--	--	155-219	.708	--	481-9.3	183-11	69	139	-	-	931-17.9
Bill Gerry (1969-71)	75	--	322-619	.520	--	--	291-405	.719	--	598-8.0	190-5	72	171	-	-	935-12.5
Larry Gerry (1971-73)	31	--	11-34	.324	--	--	17-25	.680	--	14-0.5	16-0	4	10	-	-	39-1.3
John Gidding (1967-69)	45	--	157-293	.536	--	--	104-162	.642	--	331-7.4	92-9	42	74	-	-	418-9.3
Anthony Gill (2013-16)	108-73	2629-24.3	442-759	.582	2-3	.667	336-490	.686	231-364	595-5.5	236-3	73	122	57	64	1222-11.3
Bret Gladstone (2002)	6-0	16-2.7	2-4	.500	1-3	.333	5-5	1.000	0-0	0-0.0	5-0	3	2	0	0	10-1.7
Ken Goble (1963-65)	56	--	114-234	.487	--	--	58-84	.690	--	124-2.2	50-1	-	-	-	-	286-5.1
Spencer Graham (1973)	10	25-2.5	4-6	.667	--	--	1-4	.250	--	6-0.6	4-0	1	3	-	-	9-0.9
Bobby Graves (1992-94)	17-0	19-1.1	2-9	.222	0-2	.000	0-4	.000	5-0	5-0.3	3-0	0	1	0	0	4-0.2
Michael Greenberg (1963)	25	--	43-119	.361	--	--	28-35	.800	--	68-2.7	-	-	-	-	-	114-4.6
Trevon Gross Jr. (2017-18)	21-0	53-2.5	3-15	.200	1-9	.111	0-3	.000	4-5	9-0.4	6-0	5	5	0	3	7-0.3
Kyle Guy (2017-19)	106-77	3080-29.1	466-1075	.433	254-597	.425	137-170	.806	45-272	317-3.0	117-0	173	116	4	74	1323-12.5
Bob Gunderman (1955)	24	--	10-22	.455	--	--	13-34	.382	--	56-2.3	29	-	-	-	-	33-1.4
Adam Hall (1999-02)	108-88	2892-26.8	417-905	.461	89-298	.299	181-311	.582	238-286	524-4.9	314-14	148	235	19	157	1104-10.2
Devon Hall (2014-18)	128-89	3075-24.0	305-728	.419	115-296	.389	159-197	.807	44-363	407-3.2	183-3	264	115	20	73	884-6.9
Donald Hand (1998-01)	120-110	3637-30.3	443-1203	.368	156-517	.302	444-568	.782	74-316	390-3.3	379-18	529	385	5	179	1486-12.4
John Haner (1958-60)	63	--	272-674	.404	--	--	73-117	.624	--	209-3.3	84	-	-	-	-	617-9.8
Raleigh Harbour (1999)	13-1	52-4.0	3-7	.429	0-0	.000	3-6	.500	5-5	10-0.8	12-0	2	2	0	1	9-0.7
Bob Hardy (1956-57)	52	--	256-666	.394	--	--	209-294	.711	--	182-3.5	150	-	-	-	-	721-13.9
Josh Hare (1999-01)	55-2	454-8.3	32-68	.471	11-28	.393	15-27	.556	16-55	71-1.3	50-1	44	22	1	24	90-1.6
Jermaine Harper (2002-03)	56-5	862-15.4	91-219	.416	32-105	.305	61-81	.753	20-63	83-1.5	82-2	43	48	7	23	275-4.9
KT Harrell (2011-12)	42-20	897-21.4	108-269	.401	28-78	.359	57-87	.655	20-55	75-1.8	58-0	36	40	7	14	301-7.2
Greg Harrell-Edge (2003)	3-0	3-1.0	0-0	.000	0-0	.000	0-0	.000	0-0	0-0.0	0-0	0	0	0	1	0-0.0
Joe Harris (2011-14)	135-128	4084-30.3	568-1276	.445	263-646	.407	299-414	.722	116-393	509-3.8	307-6	254	213	48	116	1698-12.6
Will Harris (2007-08)	47-3	579-12.3	59-156	.378	13-45	.289	25-39	.641	53-88	141-3.0	60-0	16	43	9	9	156-3.3
Sam Harvey (1967)	13	--	11-36	.306	--	--	2-6	.333	--	6-0.5	6-0	-	-	-	-	24-1.8
John Hasbrouck (1961-62)	39	--	137-382	.359	--	--	67-92	.728	--	51-1.3	70	-	-	-	-	341-8.7
Sam Hauser (2021)	25-25	859-34.4	147-292	.503	63-151	.417	43-48	.896	21-149	170-6.8	39-0	45	26	10	14	400-16.0
Chris Havlicek (1991-94)	71-3	346-4.9	20-74	.270	2-29	.069	15-22	.682	12-21	33-0.5	30-0	22	26	1	5	57-0.8
Tommy Hicks (1978-79)	44-19	616-14.0	30-80	.375	--	--	40-59	.678	--	39-0.9	64-1	112	108	0	34	100-2.3
Bob Hickson (1957)	15	--	1-1	1.000	--	--	0-0	.000	0-0	0-0.0	1	-	-	-	-	2-0.1
John Hill (1969-71)	42	--	28-96	.292	--	--	24-39	.615	--	26-0.6	48-0	21	30	-	-	80-1.9
Dale Hilsmier (1965-66)	14	--	20-59	.339	--	--	24-31	.774	--	41-2.9	12-0	-	-	-	-	64-4.6
Jim Hobgood (1971-73)	78	--	311-649	.479	--	--	117-159	.736	--	340-4.4	128-0	81	99	-	-	739-9.5
Jay Huff (2018-21)	101-43	1846-18.3	307-522	.588	64-166	.386	93-137	.679	125-334	459-4.5	201-4	60	86	166	33	771-7.6
De'Andre Hunter (2018-19)	71-38	1891-26.6	309-607	.509	67-160	.419	197-255	.773	90-220	310-4.4	136-4	111	83	25	41	882-12.4
Kris Hunter (1997-99)	69-21	1145-16.6	85-208	.409	0-0	.000	58-98	.592	101-143	244-3.5	85-2	29	44	126	14	228-3.3
Marc Iavaroni (1975-78)	110	3267-29.7	458-934	.490	--	--	328-481	.682	--	718-6.5	361-30	107	296	37	50	1244-11.3
Bill Jackey (1960)	9	--	3-8	.375	--	--	2-4	.500	--	4-0.4	-	-	-	-	-	8-0.9
Steve Jarvis (1961-63)	43	--	38-125	.304	--	--	21-35	.600	--	60-1.4	18	-	-	-	-	97-2.3
Garland Jefferson (1977-80)	96-10	948-9.9	159-344	.462	--	--	77-93	.828	--	155-1.6	97-1	36	51	7	22	395-4.1
Ted Jeffries (1990-93)	129-127	3547-27.5	331-677	.489	1-3	.333	158-256	.617	221-566	787-6.1	330-10	150	184	82	64	821-6.4
Keith Jenifer (2002-03)	48-29	1220-25.4	77-216	.356	12-44	.273	56-96	.583	21-104	125-2.6	144-5	184	112	4	44	222-4.6
Ty Jerome (2017-19)	105-75	2775-26.4	363-835	.435	166-424	.392	119-151	.788	29-288	317-3.0	202-1	384	145	4	127	1011-9.6
Paul Jespersen (2012-13)	56-33	1120-20.0	69-201	.343	47-139	.338	11-14	.786	7-88	95-1.7	74-0	35	42	17	21	196-3.5
Charlie Johnson (1967)	2	--	0-1	.000	--	--	0-0	.000	--	0-0.0	1-0	-	-	-	-	0-0.0
Derrick Johnson (1991-92)	30-1	216-7.2	14-36	.389	1-11	.091	4-7	.571	8-7	15-0.5	21-0	24	21	1	14	33-1.1
James Johnson (2012)	6-0	37-6.2	0-3	.000	0-0	.000	9-16	.563	2-6	8-1.3	8-0	2	3	0	0	9-1.5
John Johnson (1985-88)	108-66	2915-27.0	360-799	.451	28-73	.384	247-328	.753	--	209-1.9	139-2	426	218	6	75	995-9.2
Kenny Johnson (1982-85)	56-2	379-6.8	35-102	.343	0-0	.000	24-46	.522	--	23-0.4	39-0	33	34	0	14	94-1.7
Nigel Johnson (2018)	31-1	512-16.5	56-145	.												

CAREER STATISTICS



2022-23 VIRGINIA MEN'S BASKETBALL

Player (Years)	GP-GS	Min-Avg	FG-FGA	Pct	3FG-FGA	Pct	FT-FTA	Pct	Off-Def	Tot-Avg	PF-FO	A	TO	Blk	Stl	Pts-Avg
Scott Johnson (1996)	19-1	272-14.3	25-59	.424	5-17	.294	14-19	.737	30-25	55-2.9	38-1	7	15	5	1	69-3.6
Tom Johnson (1964)	4	--	0-5	.000	--	--	0-0	.000	--	0-0.0	1-0	-	-	-	-	0-0.0
Jeff Jones (1979-82)	129-110	3939-30.5	324-621	.522	--	--	202-272	.743	--	301-2.3	266-6	598	280	12	189	850-6.6
Jeff Jones (2008-10)	90-41	1554-17.3	186-491	.379	83-236	.352	100-130	.769	28-120	148-1.6	94-0	54	68	9	38	555-6.2
Jeff Jones (2014-17)	35-0	70-2.0	4-14	.286	1-7	.143	1-3	.333	4-8	12-0.3	10-0	1	5	1	2	10-0.3
Teven Jones (2012-14)	59-9	530-9.0	31-96	.323	11-37	.297	28-43	.651	3-23	26-0.4	61-0	42	28	2	18	101-1.7
Tom Jonke (2010)	6-0	12-2.0	0-1	.000	0-1	.000	0-0	.000	0-2	2-0.3	0-0	0	2	0	1	0-0.0
Adrian Joseph (2005-08)	117-60	2673-22.8	346-826	.419	158-452	.350	81-109	.743	127-332	459-3.9	149-1	83	124	41	53	931-8.0
Charles Joseph (1959)	4	--	0-0	.000	--	--	0-0	.000	--	0-0.0	2	-	-	-	-	0-0.0
Tom Joyce (1968)	12	--	10-36	.278	--	--	1-11	.091	--	10-0.8	-	-	-	-	-	21-1.8
Miike Katos (1966-68)	72	--	458-1048	.437	--	--	262-345	.759	--	511-7.1	140-6	-	-	-	-	1178-16.4
Dirk Katstra (1988-91)	67-2	368-5.5	33-101	.327	14-56	.250	11-25	.440	14-33	47-0.7	47-0	23	27	3	6	91-1.4
Austin Katstra (2018-21)	27-0	57-2.1	9-23	.391	4-15	.267	1-2	.500	2-15	17-0.6	5-0	3	2	1	1	23-0.9
Richard Katstra (1962-64)	56	--	122-311	.392	--	--	81-143	.566	--	276-4.9	129-6	-	-	-	-	325-5.8
Andrew Kennedy (1986-87)	61-54	1893-31.0	301-525	.573	0-1	.000	187-251	.745	--	389-6.4	157-3	50	87	20	57	789-12.9
Mel Kennedy (1985-88)	115-77	3386-29.4	571-1159	.493	40-107	.374	233-311	.749	--	535-4.7	280-7	149	193	35	55	1415-12.3
Kevin Kennelly (1969-71)	55	--	88-244	.361	--	--	98-123	.797	--	105-1.9	88-2	166	165	-	-	274-5.0
Grant Kersey (2019-20)	11-0	19-1.7	4-4	1.000	2-2	1.000	5-5	1.000	2-1	3-0.3	0-0	1	2	0	2	15-1.4
Braxton Key (2019-20)	65-31	1660-25.5	175-403	.434	30-124	.242	101-156	.647	95-304	399-6.1	108-0	87	76	37	67	481-7.4
Tony Kinn (1968-69)	50	--	326-768	.424	--	--	94-136	.691	--	120-2.4	25-0	40	46	-	-	746-14.9
Terry Kirby (1990-91)	29-0	227-7.8	34-82	.415	9-32	.281	5-14	.357	13-17	30-1.0	30-1	12	19	2	17	82-2.8
Caid Kirven (2013-16)	43-0	77-1.8	5-13	.385	1-3	.333	0-0	.000	4-8	12-0.3	5-0	0	6	0	0	11-0.3
Jeff Klein (1978-81)	59-3	445-7.5	36-83	.434	--	--	34-48	.708	--	59-1.0	49-0	41	34	3	24	106-1.8
Thomas Kody (2010)	4-0	8-2.0	0-2	.000	0-0	.000	0-0	.000	1-0	1-0.3	1-0	1	1	0	1	0-0.0
Dave Koesters (1975-78)	107-2	2208-20.6	254-605	.420	--	--	166-214	.776	--	160-1.5	245-11	137	173	2	60	674-6.3
Barry Koval (1967-68)	34	--	28-78	.359	--	--	44-64	.688	--	55-1.6	-	-	-	-	-	100-2.9
Ward Lambert (1958-59)	4	--	0-1	.000	--	--	2-4	.500	--	2-0.5	3-0	-	-	-	-	2-0.5
Jay Lambotte (1962-64)	57	--	100-237	.422	--	--	63-93	.677	--	143-2.5	91-1	-	-	-	-	263-4.6
Ken Lambotte (1983-84)	25-0	183-7.3	30-55	.545	0-6	.000	17-25	.680	--	29-1.2	15-0	12	17	2	3	77-3.1
Jeff Lamp (1978-81)	123-122	4231-34.4	841-1710	.492	--	--	635-748	.849	--	515-4.2	256-6	250	350	12	109	2317-18.8
Sylvan Landesberg (2009-10)	55-54	1825-33.2	316-719	.439	39-111	.351	259-323	.802	84-217	301-5.5	106-3	155	138	11	49	930-16.9
Billy Langloh (194-77)	108	3078-28.5	470-1009	.466	--	--	300-417	.719	--	315-2.9	269-16	286	298	8	80	1240-11.5
Tony Laquintano (1960-62)	73	--	493-1413	.349	--	--	277-393	.705	--	249-3.4	128	-	-	-	-	1263-17.3
Lewis Lattimore (1980-81)	54-2	342-6.3	43-94	.457	--	--	35-63	.556	--	93-1.7	74-1	4	26	5	4	121-2.2
Gary Laws (1967-68)	43	--	47-93	.505	--	--	25-46	.543	--	61-1.4	20-0	-	-	-	-	119-2.8
Cade Lemcke (1999-00)	36-0	144-4.0	13-28	.464	8-19	.421	3-5	.600	5-9	14-0.4	16-0	6	8	1	2	37-1.0
Jack Lettice (1966)	15	--	14-47	.298	--	--	5-8	.625	--	28-1.9	31-1	-	-	-	-	33-2.2
Brandon Lloyd (1999)	8-0	12-1.5	1-1	1.000	0-0	.000	3-4	.750	0-2	2-0.2	1-0	1	0	1	0	5-0.6
Robert Lodge (2003-04)	8-0	9-1.1	0-1	.000	0-1	.000	2-2	1.000	0-3	3-0.4	1-0	1	0	0	0	2-0.3
Greg Lyons (1998-01)	27-0	45-1.7	11-24	.458	10-22	.455	4-4	1.000	1-2	3-0.1	1-0	5	4	0	3	36-1.3
Pete MacBeth (1979)	7	21-3.0	2-5	.400	--	--	1-5	.200	--	4-0.6	6-0	0	5	0	0	5-0.7
Majestic Mapp (2000-04)	73-4	1065-14.6	79-264	.299	32-120	.267	57-95	.600	16-54	70-1.0	39-0	120	96	1	31	247-3.4
Monte Marcaccini (1997-98)	52-8	637-12.43	32-101	.317	15-57	.263	17-37	.459	44-91	135-2.6	74-1	37	39	6	14	96-1.8
Marcus Martin (1999)	9-0	14-1.6	1-8	.125	0-1	.000	1-2	.500	0-2	2-0.2	1-0	1	1	3	1	3-0.3
Tim Martin (1985-88)	40-2	286-7.2	32-71	.451	0-0	.000	14-23	.609	31-30	71-1.8	28-0	10	18	5	8	78-2.0
Roger Mason, Jr. (2000-02)	89-68	2634-29.6	388-889	.436	137-365	.375	318-366	.869	66-203	269-3.0	209-4	230	195	33	90	1231-13.8
J.C. Mathis (2001-02)	57-20	814-14.3	92-212	.434	3-8	.375	49-100	.490	81-94	175-3.1	104-1	31	68	26	11	236-4.1
Craig McAndrew (1997-98)	26-0	218-8.4	2-15	.133	0-0	.000	5-14	.357	10-22	32-1.2	48-1	13	16	1	2	9-0.3
Scott McCandlish (1970-72)	79	--	400-892	.448	--	--	226-330	.685	--	761-9.6	247-15	99	114	-	-	1026-13.0
Bob McCarty (1954-56)	83	--	643-1353	.475	--	--	339-446	.760	--	511-6.2	186	-	-	-	-	1625-19.6
Carson McCorkle (2021-22)	24-0	100-4.2	10-29	.345	6-20	.300	0-0	.000	2-10	12-0.5	8-0	9	5	2	2	26-1.1
Bob McCormick (2007)	3-0	6-2.0	0-0	.000	0-0	.000	2-4	.500	1-0	1-0.3	0-0	0	0	0	0	2-0.7
Bob McCurdy (1972)	20	--	31-52	.596	--	--	22-30	.733	--	44-2.2	39-0	3	23	-	-	84-4.2
Chris McGahren (2022)	2-0	3-1.6	0-1	.000	0-1	.000	0-0	.000	0-0	0-0.0	0-0	0	0	0	0	0-0.0
Taylor McGowan (1991)	1-0	2-2.0	0-1	.000	0-0	.000	0-0	.000	0-0	0-0.0	0-0	0	0	0	0	0-0.0
Bob McKeag (1972-74)	74	1113-15.0	185-395	.468	--	--	78-122	.639	--	271-3.7	157-3	98	120	-	-	448-6.1
Jay McKenzie (1959)	10	--	55-153	.359	--	--	43-57	.754	--	26-2.6	25	-	-	-	-	153-15.3
Justin McKoy (2020-21)	33-4	316-9.6	33-71	.465	3-9	.333	12-16	.750	22-55	77-2.3	29-0	11	13	1	5	81-2.5
Pete McLaughlin (1995-98)	23-4	109-4.7	2-9	.222	2-8	.250	3-5	.600	1-8	9-0.4	7-0	10	13	0	0	9-0.4
Dan Merrifield (1982-85)	114-21	1313-11.5	125-276	.453	0-2	.000	61-102	.598	--	213-1.9	186-5	72	96	3	27	311-2.7
Rob Metcalf (1991)	13-0	29-2.2	1-3	.333	1-3	.333	2-6	.333	0-5	5-0.4	3-0	0	0	0	0	5-0.4
Chase Metheney (1996-98)	67-15	624-9.3	55-98	.561	0-0	.000	36-50	.720	62-109	171-2.6	126-2	19	61	67	13	146-2.2
Bill Metzger (1957-59)	73	--	221-568	.389	--	--	199-270	.737	--	430-5.9	201	-	-	-	-	641-8.8
Wayne Metzger (1965)	7	--	5-13	.385	--	--	1-2	.500	--	3-0.4	4-0	-	-	-	-	11-1.6
Bernie Meyer (1963-65)	60	--	119-322	.370	--	--	69-109	.633	--	125-2.1	139-10	-	-	-	-	307-5.1
Jerome Meynse (2007-10)	89-24	1127-12.7	104-183	.568	0-0	.000	91-134	.679	79-144	223-2.5	149-1	15	36	35	16	299-3.4
Bruce Michelson (1958-60)	23	--	14-38	.368	--	--	13-19	.684	--	25-1.1	12	-	-	-	-	41-1.8
Laurynas Mikalauskas (2006-08)	80-25	1431-17.9	173-294	.588	0-1	.000	92-157	.586	132-134	266-3.3	183-5	25	68	18	17	438-5.5
Igor Milicic Jr. (2022)	16-0	100-6.3	11-29	.379	8-22	.364	3-6	.500	3-12	15-0.9	2-0	3	3	5	4	33-2.1
Bill Miller (1955-57)	70	--	343-1029	.333	--	--	263-363	.725	--	300-4.3	195	-	-	-	-	949-13.6
Chip Miller (1970-72)	74	--	121-279	.434	--	--	49-65	.754	--	118-1.6	99-3	80	82	-	-	291-3.9
Jim Miller (1982-85)	132-58	3142-23.8	474-950	.499	1-2	.500	269-365	.737	--	474-3.6	309-8	92	201	25	47	1218-9.2
Ron Miller (1960-62)	66	--	153-410	.373	--	--	103-172	.599	--	246-3.7	125	-	-	-	-	409-6.2
Donte Minter (2004-05)	49-3	439-9.0	78-143	.545	0-0	.000	40-55	.727	30-59	89-1.8	53-1	7	26	23	20	196-4.0
Akil Mitchell (2011-14)	133-87	3164-23.8	361-695	.519	1-11	.091	189-331	.571	227-571	798-6.0	266-2	147	155	51	113	912-6.9
Angus Mitchell (2012)	4-0	6-1.5	0-0	.000	0-0	.000	0-0	.000	0-0	0-0.0	0-0	0	0	1	0	0-0.0
Rock Mitchell (1993)	10-0	10-1.0	0-5	.000	0-1	.000	1-2	.500	1-2	3-0.3	0-0	1	1	0	0	1-0.1



CAREER STATISTICS

2022-23 VIRGINIA MEN'S BASKETBALL

Player (Years)	GP-GS	Min-Avg	FG-FGA	Pct	3FG-FGA	Pct	FT-FTA	Pct	Off-Def	Tot-Avg	PF-FO	A	TO	Blk	Stl	Pts-Avg
Kevin Moore (1976)	2-0	31-15.5	4-11	.364	--	--	2-3	.667	--	4-2.0	3-0	0	0	0	3	10-5.0
Joe Morahan (1969-70)	7	--	0-1	.000	--	--	0-0	.000	--	3-0.4	3-0	1	2	0	0	0-0.0
Richard Morgan (1986-89)	124-91	3286-26.5	605-1410	.429	132-375	.352	198-247	.802	82-259	396-3.2	209-0	279	195	19	160	1540-12.4
Ray Morningstar (1974-75)	8	22-2.8	2-6	.333	--	--	2-5	.400	--	10-1.7	2-0	0	5	--	--	6-0.8
Steve Morris (1972-74)	79	--	94-215	.437	--	--	69-97	.711	--	52-0.7	137-2	95	99	--	--	257-3.3
Casey Morsell (2020-21)	53-16	995-18.8	88-272	.324	25-123	.203	19-25	.760	14-68	82-1.5	73-0	36	39	11	26	220-4.2
Bob Mortell (1958-60)	72	--	177-439	.403	--	--	167-258	.647	--	600-8.3	103	--	--	--	--	521-7.2
Tim Mullen (1982-85)	127-100	2553-20.1	324-677	.479	13-35	.371	166-210	.790	--	227-1.8	237-4	173	167	13	75	827-6.5
Trey Murphy III (2021)	25-20	738-29.5	96-191	.503	52-120	.433	38-41	.927	15-70	85-3.4	49-1	30	19	11	20	282-11.3
Taine Murray (2022-)	19-0	143-7.5	13-33	.394	8-23	.348	4-8	.500	6-11	17-0.9	14-0	2	4	1	2	38-2.0
Hank Nacey (2004-05)	7-0	7-1.0	1-3	.333	0-0	.000	0-2	.000	2-2	4-0.6	2-0	0	0	0	1	2-0.3
John Naponick (1966-67)	44	--	116-273	.425	--	--	50-83	.602	--	268-6.1	111-1	--	--	--	--	282-6.4
William Napper (1977)	21	396-18.9	61-147	.415	--	--	6-12	.500	--	22-1.0	48-2	19	53	3	12	128-6.1
Wistar Nelligan (1956-58)	67	--	60-165	.364	--	--	109-169	.645	--	155-2.3	101	--	--	--	--	229-3.4
Doug Newburg (1980-83)	67-1	301-4.5	21-66	.318	3-4	.750	30-56	.536	--	39-0.6	42-1	35	41	2	16	75-1.1
Mark Newlen (1974-77)	68	604-8.9	69-133	.519	--	--	74-95	.779	--	96-1.4	61-0	39	50	2	21	212-3.1
Austin Nichols (2017)	1-0	16-16.0	4-7	.571	0-1	.000	3-3	1.000	0-3	3-3.0	3-0	0	0	0	0	11-11.0
Matt Nichols (1989)	2-0	1-0.5	0-0	.000	0-0	.000	0-0	.000	0-0	0-0.0	0-0	0	0	0	0	0-0.0
Jayden Nixon (2019-22)	24-0	68-2.8	4-13	.308	0-4	.000	2-4	.500	4-8	12-0.5	12-0	1	6	2	2	10-0.4
David Noel (2007)	2-0	1-0.5	0-1	.000	0-1	.000	0-0	.000	0-1	1-0.5	0-0	0	0	0	0	0-0.0
Norman Nolan (1995-98)	121-82	3007-24.9	544-1116	.487	0-3	.000	233-390	.597	305-460	765-6.3	284-4	79	215	46	43	1321-10.9
Evan Nolte (2013-16)	134-20	1880-14.0	149-382	.390	92-274	.336	61-85	.718	43-145	188-1.4	177-2	79	56	30	61	451-3.4
Mike O'Brien (1957-58)	13	--	4-6	.667	--	--	0-1	.000	--	5-0.4	0-0	--	--	--	--	8-0.6
Anthony Oliver (1989-92)	121-80	2421-20.0	367-845	.434	24-70	.343	100-144	.694	82-202	284-2.3	258-8	140	143	15	113	858-7.1
Mike Owens (1977-80)	108-61	2720-25.2	369-740	.499	--	--	180-244	.738	--	480-4.4	258-10	92	129	15	59	918-8.5
Matt Palumbo (2020)	1-0	2-2.0	0-1	.000	0-1	.000	0-0	.000	0-0	0-0.0	0-0	0	0	0	0	0-0.0
Cornel Parker (1991-94)	126-78	3343-26.5	298-747	.399	56-208	.269	221-342	.646	236-330	566-4.5	316-11	313	245	54	92	638-5.1
Barry Parkhill (1971-73)	79	--	549-1284	.428	--	--	339-426	.796	--	323-4.1	266-13	369	272	--	--	1437-18.2
Austin Pearre (1954-56)	73	--	144-319	.451	--	--	158-228	.693	--	451-6.2	202	--	--	--	--	446-6.1
London Perrantes (2014-17)	138-134	4425-32.1	397-981	.405	211-516	.409	220-271	.812	40-332	372-2.7	182-0	569	211	16	120	1225-8.9
Joe Perry (1977)	1-0	6-6.0	3-3	1.000	--	--	0-2	.000	--	2-2.0	0-0	0	1	1	0	6-6.0
Ryan Pettinella (2007-08)	53-27	641-12.1	62-97	.639	0-0	.000	18-72	.250	69-70	139-2.6	127-2	6	28	6	6	142-2.7
Malachi Poindexter (2021-22)	22-0	124-5.7	8-18	.444	3-10	.300	0-0	.000	1-9	10-0.5	9-0	7	3	0	0	19-1.0
Olden Polynice (1984-86)	95-84	3035-31.9	442-765	.578	--	--	267-436	.612	--	667-7.0	223-4	52	220	86	25	1151-12.1
Mike Powell (1994)	19-0	102-5.4	8-34	.235	0-7	.000	14-18	.778	2-11	13-0.7	24-1	10	21	1	6	30-1.6
Darryl Presley (1996)	10-0	47- 4.7	2-13	.154	0-1	.000	2-4	.500	8-9	17-1.7	11-0	2	5	1	0	6-0.6
Ron Price (1988)	9-0	19-2.1	1-6	.167	0-3	.000	4-5	.800	1-0	1-0.1	4-0	0	2	0	2	6-0.7
John Quinn (1967)	9	--	20-65	.308	--	--	11-17	.647	--	17-1.9	6-0	--	--	--	--	51-5.7
Lee Raker (1978-81)	111-74	3072-27.7	560-1114	.503	--	--	303-388	.781	--	342-3.1	327-21	160	197	9	98	1423-12.8
Tim Rash (1970-72)	78	--	275-597	.461	--	--	119-153	.778	--	157-2.0	174-7	158	185	--	--	669-8.6
Tryshan Ravenell (2005)	2-0	4-2.0	0-0	.000	0-0	.000	0-0	.000	0-0	0-0.0	0-0	0	0	0	1	0-0.0
Buddy Reams (1966-69)	55	--	212-477	.444	--	--	78-125	.624	--	399-7.3	147-5	15	10	--	--	502-9.1
Vince Redd (2004)	1-0	1-1.0	0-0	.000	0-0	.000	0-0	.000	0-0	0-0.0	0-0	0	0	1	0	0-0.0
Will Regan (2011)	20-0	132-6.6	11-26	.423	1-4	.250	2-5	.400	8-10	18-0.9	9-0	0	6	6	2	25-1.3
Jarred Reuter (2016-17)	58-0	465-8.0	67-123	.545	0-0	.000	27-35	.771	36-58	94-1.6	68-1	25	33	2	8	161-2.8
J.R. Reynolds (2004-07)	120-106	3681-30.7	530-1292	.410	221-610	.362	402-501	.802	79-264	343-2.9	300-4	317	263	13	101	1683-14.0
Craig Robinson (1980-83)	129-100	2587-20.1	335-712	.471	0-1	.000	218-319	.683	--	591-4.6	236-2	88	204	47	49	88-6.9
Jamal Robinson (1994-97)	122-40	2571-22.1	301-734	.410	43-159	.270	129-205	.629	155-326	481-3.9	250-5	200	153	28	68	774-6.3
Whitey Rockelein (1964)	16	--	4-14	.286	--	--	6-10	.600	--	10-0.6	13-1	--	--	--	--	14-0.9
Jason Rogers (2000-03)	51-2	188-3.7	39-73	.534	1-1	1.000	34-45	.533	25-33	58-1.1	20-0	2	7	28	7	103-2.0
Thomas Rogers (2011-14)	40-0	82-2.1	3-21	.143	3-16	.188	1-4	.250	0-14	14-0.4	7-0	4	8	0	0	10-0.3
Jim Runcie (1982)	6-0	15-2.5	3-7	.429	--	--	0-0	.000	--	3-0.5	3-0	0	4	0	2	6-1.0
Jack Salt (2016-19)	126-106	2049-16.3	176-299	.589	0-0	.000	60-130	.462	172-267	439-3.5	255-3	38	76	60	35	412-3.3
Ralph Sampson (1980-83)	132-128	4070-30.8	899-1584	.568	3-5	.600	427-650	.657	--	1511-11.4	369-10	157	342	462	95	2228-16.9
Jerry Sanders (1964-66)	67	--	218-436	.500	--	--	173-264	.655	--	347-5.2	161-7	--	--	--	--	609-9.1
Kenneth Sanders (1960)	3	--	0-4	.000	--	--	0-4	.667	--	1-0.3	--	--	--	--	--	2-0.7
Ed Schetlick (1974-78)	69-1	492-7.1	41-125	.328	--	--	30-42	.714	--	96-1.4	80-3	21	39	1	2	112-1.6
John Schroeder (1966)	22	--	58-139	.417	--	--	23-39	.590	--	126-5.7	58-4	--	--	--	--	139-6.3
Mike Scott (2008-12)	130-106	3457-26.6	585-1122	.521	16-44	.364	352-454	.775	334-610	944-7.3	263-4	124	211	51	85	1538-11.8
Bob Sefcik (1973-76)	21-0	41-2.0	5-21	.238	--	--	0-0	.000	--	7-0.3	5-0	2	2	0	1	10-0.5
Assane Sene (2009-12)	95-65	1749-18.4	128-278	.460	0-0	.000	80-144	.556	146-279	425-4.5	253-4	19	84	108	20	336-3.5
Marial Shayok (2015-17)	103-23	1724-16.7	226-506	.447	55-147	.374	77-112	.688	28-181	209-2.0	142-1	107	85	25	60	584-5.7
Kadin Sherrick (2021-)	46-19	814-17.7	102-163	.626	0-2	.000	67-95	.705	67-135	202-4.4	111-2	11	37	71	22	271-5.9
Tom Sheehy (2004-87)	127-110	3307-26.0	501-1041	.481	6-23	.261	233-308	.756	--	584-4.6	319-14	209	226	20	87	1241-9.8
Will Sherrill (2008-11)	70-20	927-13.2	77-188	.410	37-103	.359	6-11	.545	59-102	161-2.3	102-1	30	34	8	28	197-2.8
Drew Shiembob (2006)	12-0	43-3.6	6-8	.750	0-0	.000	2-2	1.000	4-1	5-0.4	3-0	3	0	0	1	14-1.2
John Siewers (1957-59)	73	--	204-523	.390	--	--	188-267	.704	--	529-7.2	224	--	--	--	--	596-8.2
Derrick Simms (1985-88)	114-18	1772-15.5	195-444	.439	8-22	.364	128-169	.757	--	218-1.9	173-1	164	149	17	50	526-4.6
Sean Singletary (2005-08)	123-123	4034-32.8	642-1583	.406	222-614	.362	573-677	.846	120-370	490-4.0	326-6	587	402	7	200	2079-16.9
Mike Slaysman (1970)	7	--	1-7	.143	--	--	1-5	.200	--	2-0.3	0-0	0	0	--	--	3-0.4
Devin Smith (2003-05)	85-59	2328-27.4	399-912	.438	161-456	.353	172-226	.761	109-322	431-5.1	201-2	103	164	68	79	1131-13.3
Doug Smith (1990-93)	117-0	1527-13.1	112-270	.415	59-165	.358	80-102	.784	28-125	153-1.3	113-1	205	103	0	39	363-3.1
Mike Smith (1966-67)	31	--	17-46	.370	--	--	16-30	.533	--	45-1.5	28-0	--	--	--	--	50-1.6
Wingo Smith (1983)	17-0	55-3.2	9-19	.474	0-0	.000	3-7	.429	--	14-0.8	7-0	0	2	0	1	21-1.2
Anthony Solomon (1984-87)	56-2	192-3.4	12-27	.444	1-2	.500	33-50	.660	--	23-0.4	26-0	24	28	0	6	58-1.0
Tunji Soroye (2005-09)	99-41	1261-12.7	56-119	.471	0-0	.000	49-79	.620	98-167	265-2.7	184-8	14	74	96	23	161-1.6
Gary Spohn (1962-64)	45	--	35-99	.354	--	--										

CAREER STATISTICS



2022-23 VIRGINIA MEN'S BASKETBALL

Player (Years)	GP-GS	Min-Avg	FG-FGA	Pct	3FG-FGA	Pct	FT-FTA	Pct	Off-Def	Tot-Avg	PF-FO	A	TO	Blk	Stl	Pts-Avg
Tristan Spurlock (2010)	13-0	60-4.6	12-28	.429	2-12	.167	5-7	.714	3-7	10-0.8	4-0	1	6	1	6	31-2.4
Lanny Stahurski (1972-74)	73	487-6.7	65-131	.496	--	--	43-76	.566	--	192-2.6	102-2	61	79	-	-	173-2.4
Fred Stant (1965-67)	34	--	43-85	.506	--	--	38-64	.594	--	85-2.5	54-0	-	-	-	-	124-3.6
Curtis Staples (1995-98)	122-97	4072-33.4	573-1406	.408	413-1079	.383	198-263	.753	113-369	482-4.0	243-3	187	183	21	97	1757-14.4
Kody Statmann (2019-22)	81-11	1177-14.5	88-246	.358	38-128	.297	30-42	.714	25-110	135-1.7	58-0	47	45	23	20	244-3.0
Corey Stewart (1991-92)	14-0	57-4.1	9-26	.346	0-0	.000	8-10	.800	6-14	20-1.4	4-0	1	4	1	2	26-1.9
B.J. Stith (2015)	13-0	63-4.8	5-13	.385	1-6	.167	2-3	.667	0-8	8-0.6	2-0	4	3	0	2	13-1.0
Bryant Stith (1989-92)	131-128	4391-33.5	856-1774	.483	114-323	.353	690-875	.789	342-517	859-6.6	308-5	216	280	46	177	2516-19.2
Dick Stobbs (1957-59)	57	--	90-252	.357	--	--	85-130	.654	--	120-2.1	92	-	-	-	-	265-4.6
Bobby Stokes (1976-79)	116-37	2662-22.9	232-426	.545	--	--	214-300	.713	--	228-2.0	223-5	218	173	3	154	678-5.8
Ricky Stokes (1981-84)	134-14	2286-17.1	204-382	.534	0-2	.000	232-304	.763	--	164-1.2	257-5	215	162	4	140	640-4.8
Solomon Tat (2007-10)	66-9	427-6.5	36-89	.404	0-5	.000	34-52	.654	21-56	77-1.2	56-1	23	29	1	16	106-1.6
Darius Thompson (2016-17)	70-25	1334-19.1	135-280	.482	42-115	.365	52-79	.658	14-84	98-1.4	86-1	126	65	19	55	364-5.2
Mike Tobey (2013-16)	138-48	2247-16.3	398-749	.531	6-19	.316	143-203	.704	226-332	558-4.0	257-2	51	106	101	31	945-6.8
Jamil Tucker (2007-09)	88-7	1292-14.7	162-371	.437	83-204	.407	62-95	.653	68-201	269-3.1	163-1	40	71	33	26	469-5.3
Brian Tully (1973-75)	38	333-8.8	26-63	.413	--	--	23-33	.697	--	35-0.9	31-0	28	40	-	-	75-2.0
Kenny Turner (1988-91)	129-88	3382-26.2	460-987	.466	62-210	.295	238-311	.765	243-463	706-5.5	240-2	159	169	54	115	1220-9.5
Cecil Underwood (1955-57)	73	--	108-250	.432	--	--	139-179	.777	--	288-3.9	131	-	-	-	-	355-4.9
Nick Vander Laan (2003)	31-14	473-15.3	64-126	.508	0-0	.000	36-66	.545	56-82	138-4.5	72-1	21	41	19	11	164-5.3
Rob Vozenilek (2012-15)	30-0	68-2.3	5-15	.333	2-5	.400	1-3	.333	1-5	6-0.2	3-0	5	4	1	1	13-0.4
Teed Waffle (1965)	25	--	71-180	.394	--	--	44-78	.564	--	145-5.8	61-2	-	-	-	-	186-7.4
Wally Walker (1973-76)	104	3241-31.2	779-1503	.518	--	--	291-370	.786	--	665-6.4	308-17	146	265	11	18	1849-17.4
Martin Walton (1994-97)	29-1	73-2.5	2-8	.250	0-0	.000	2-7	.286	12-17	29-1.0	21-0	2	2	4	2	6-0.2
Chezley Watson (1998-99)	35-5	449-12.8	30-78	.385	4-13	.308	7-12	.583	12-34	46-1.3	49-1	55	42	7	12	71-2.0
Travis Watson (2000-03)	119-110	3491-29.3	602-1161	.519	14-44	.318	328-511	.642	381-734	1115-9.4	403-16	150	280	130	134	1546-13.0
Maurice Watkins (1993-96)	29-1	55-1.9	10-19	.526	0-0	.000	2-9	.222	8-4	12-0.4	5-0	3	2	0	3	22-0.8
Wesley Westman (1960)	10	--	9-15	.600	--	--	9-12	.750	--	20-2.0	--	-	-	-	-	27-2.7
Kendall White (1956)	13	--	36-94	.383	--	--	38-46	.826	--	28-2.2	26	-	-	-	-	110-8.5
Mack Wilcox (1965)	21	--	13-44	.295	--	--	14-21	.667	--	26-1.2	29-2	-	-	-	-	40-1.9
Isaiah Wilkins (2015-18)	132-83	2866-21.7	264-520	.508	9-30	.300	108-161	.671	222-409	631-4.8	236-4	156	105	141	106	645-4.9
Mike Wilkes (1968-71)	58	--	277-486	.570	--	--	137-274	.500	--	507-8.7	82-4	40	53	-	-	691-11.9
Buzzy Wilkinson (1953-55)	78	--	784-1507	.520	--	--	665-869	.765	--	352-4.5	234-3	-	-	-	-	2233-28.6
Chris Williams (1999-02)	119-112	3791-31.9	650-1274	.510	130-369	.352	382-528	.723	276-510	786-6.6	358-18	253	291	97	189	1812-15.2
Curtis Williams (1989-90)	40-0	547-13.7	93-170	.547	0-0	.000	56-73	.767	43-70	113-2.8	60-0	9	35	13	15	242-6.1
Rob Williams (2003)	2-0	2-1.0	0-0	.000	0-0	.000	0-0	.000	0-0	0-0.0	0-0	0	0	1	0	0-0.0
Jason Williford (1992-95)	108-83	2456-22.7	263-655	.402	55-174	.316	129-186	.694	218-353	571-5.3	278-10	198	170	25	98	710-6.6
Othell Wilson (1981-84)	127-94	3647-28.7	571-1118	.511	29-54	.537	298-406	.734	--	375-3.0	295-7	493	299	14	222	1469-11.6
Shawn Wilson (1991-94)	72-1	327-4.5	22-62	.355	0-0	.000	9-22	.409	23-64	87-1.2	76-0	9	19	14	9	53-0.7
Tomas Woldetensae (2020-21)	51-27	1083-21.2	97-265	.366	75-199	.377	18-20	.900	7-85	92-1.8	72-0	54	42	9	34	287-5.6
Maurice Young (2001)	25-0	168-6.7	24-54	.444	2-13	.154	16-26	.615	20-12	32-1.3	14-0	6	7	1	4	66-2.6
Sammy Zeglinski (2008-12)	121-82	3214-26.6	327-887	.369	200-568	.352	93-138	.674	40-330	370-3.1	242-4	314	217	18	156	947-7.8



IN THE NATIONAL POLLS

1970-71

Date	AP	UPI
1/19/71	19	NR
1/26/71	15	NR

1971-72

Date	AP	UPI
12/14/71	19	NR
12/21/71	18	NR
12/28/71	11	NR
1/4/72	9	18
1/11/72	8	9
1/18/72	9	11
1/25/72	8	11
2/1/72	7	9
2/8/72	6	9
2/15/72	6	7
2/22/72	13	10
2/29/72	12	9
3/7/72	15	18
3/14/72	20 (F)	NR(F)

1975-76

Date	AP	UPI
3/9/76	13	15 (F)
3/16/76	18 (F)	--

1977-78

Date	AP	UPI
12/13/77	NR	20
12/20/77	19	19
12/27/77	16	17
1/3/78	13	14
1/10/78	15	NR
1/17/78	13	14
1/24/78	18	NR
1/31/78	11	15
2/7/78	13	19
2/14/78	17	16

1979-80

Date	AP	UPI
Preseason	13	9
12/4/79	13	13
12/11/79	13	17
12/18/79	12	14
12/26/79	14	18
1/2/80	13	17
1/8/80	8	10
1/15/80	12	15
1/22/80	17	19
1/29/80	13	14
2/5/80	18	NR

1980-81

Date	AP	UPI
Preseason	8	7
12/2/80	7	--
12/9/80	6	7
12/16/80	5	5
12/23/80	5	5
12/30/80	3	4
1/6/81	3	4
1/13/81	2	2
1/20/81	2	2
1/27/81	1	2
2/3/81	1	2
2/10/81	1	2
2/17/81	1	2
2/24/81	3	3
3/3/81	4	4
3/10/81	5 (F)	3 (F)

1981-82

Date	AP	UPI
Preseason	7	6
12/1/81	5	NP
12/8/81	5	4
12/15/81	5	6
12/22/81	4	3
12/29/81	3	2
1/5/82	2	2
1/12/82	3	2
1/19/82	3	3
1/26/82	3	3
2/2/82	3	4
2/9/82	1	1
2/16/82	1	1
2/23/82	1	1
3/2/82	3	3
3/9/82	3 (F)	3 (F)

1982-83

Date	AP	UPI
Preseason	1	--
11/30/82	1	--
12/7/82	1	1
12/14/82	1	1
12/21/82	1	1
12/28/82	4	3
1/4/83	4	4
1/11/83	2	2
1/18/83	7	6
1/25/83	6	4
2/1/83	3	2
2/8/83	3	2
2/15/83	5	5
2/22/83	3	3
3/1/83	2	2
3/8/83	2	2
3/15/83	4 (F)	4 (F)

1983-84

Date	AP	UPI
1/3/84	20	NR
1/24/84	19	NR

1984-85

Date	AP	UPI
2/4/86	NR	20

1989-90

Date	AP	UPI
12/26/89	NR	18

1990-91

Date	AP	UPI
Preseason	18	19
11/27/90	16	18
12/4/90	21	NR
12/11/90	19	NR
12/18/90	19	NR
12/25/90	19	24
1/1/91	18	22
1/8/91	13	15
1/15/91	14	15
1/22/91	18	21
1/29/91	15	19
2/5/91	11	13
2/12/91	19	18
2/19/91	20	19
2/26/91	25	NR

1991-92

Date	AP	ESPN/USAT
12/9/91	NR	25

1992-93

Date	AP	ESPN/USAT
1/4/93	25	NR
1/11/93	14	18
1/18/93	7	10
1/25/93	15	14
2/1/93	24	23
2/8/93	24	19
2/15/93	23	21
2/22/93	22	22
3/1/93	NR	21
3/8/93	NR	25
3/15/93	NR (F)	21
4/7/93	--	18 (F)

1993-94

Date	AP	ESPN/USAT
Preseason	16	18
11/22/93	16	--
11/29/93	12	18
12/6/93	22	22

1994-95

Date	AP	ESPN/USAT
Preseason	14	10
11/21/94	20	--
11/28/94	23	NR
12/5/94	20	23
12/12/94	23	20
12/19/94	22	21
1/17/95	18	19
1/24/95	15	17
1/31/95	15	17
2/6/95	17	17
2/13/95	16	16
2/20/95	11	13
2/27/95	13	13
3/6/95	11	12
3/13/95	13 (F)	15
4/4/95	--	8 (F)

1995-96

Date	AP	ESPN/USAT
Preseason	19	14
11/20/95	17	19
11/27/95	15	19
12/4/95	15	16
12/11/95	23	21
12/18/95	23	21
12/25/95	22	21
1/2/96	NR	22

1996-97

Date	AP	ESPN/USAT
12/3/96	25	NR

2000-01

Date	AP	ESPN/USAT
Preseason	24	25
11/13/00	25	NR
11/20/00	25	NR
11/27/00	21	22
12/4/00	16	19
12/11/00	14	14
12/18/00	14	14
12/25/00	8	9
1/1/01	8	9
1/8/01	10	9
1/15/01	13	13
1/22/01	13	12
1/29/01	11	11
2/5/01	6	9
2/12/01	12	12
2/19/01	9	11
2/26/01	7	9
3/5/01	12	12
3/12/01	16 (F)	15
4/3/01	--	21 (F)

2001-02

Date	AP	ESPN/USAT
Preseason	11	11
11/12/01	--	11
11/19/01	11	10
11/26/01	9	8
12/3/01	8	7
12/10/01	7	6
12/17/01	5	5
12/24/01	4	4
12/31/01	4	4
1/7/02	7	5
1/14/02	10	9
1/21/02	7	7
1/28/02	8	5
2/4/02	10	8
2/11/02	15	13
2/18/02	22	15

2002-03

Date	AP	ESPN/USAT
12/2/02	22	23

2004-05

Date	AP	ESPN/USAT
11/29/04	24	25
12/6/04	19	19
12/13/04	24	23
12/20/04	25	25
12/27/04	25	25

2006-07

Date	AP	ESPN/USAT
11/27/06	25	NR
12/19/07	24	19
2/26/07	NR	25
3/5/07	NR	24
4/3/07	NR	24 (F)

2007-08

Date	AP	ESPN/USAT
11/19/07	23	NR

2011-12

Date	AP	ESPN/USAT
12/19/11	24	NR
12/26/11	23	24
1/2/12	21	23
1/9/12	16	17
1/16/12	15	17
1/23/12	19	21
1/30/12	16	18
2/6/12	19	20
2/13/12	22	22
2/20/12	25	NR
2/27/12	24	NR

2013-14

Date	AP	USAT
Preseason	24	25
11/11/13	25	25
11/18/13	RV	RV
11/25/13	RV	RV
12/2/13	RV	RV
12/9/13	NR	RV
12/16/13	NR	RV
1/13/13	RV	RV
1/20/14	RV	RV
1/27/14	RV	RV
2/3/14	20	21
2/10/14	17	16
2/17/14	14	13
2/24/14	12	11
3/3/14	5	5
3/10/14	6	8
3/17/14	3 (F)	4
4/7/14	--	10 (F)

2014-15

Date	AP	USAT
Preseason	9	8
11/17/14	9	9
11/24/14	8	7
12/1/14	7	6
12/8/14	6	5
12/15/14	6	5
12/22/14	5	5
12/29/14	3	3
1/5/15	3	3
1/12/15	2	2
1/19/15	2	2
1/26/15	2	2
2/2/15	3	3
2/9/15	2	3
2/16/15	2	3
2/23/15	2	3
3/2/15	2	2
3/9/15	3	4
3/16/15	6 (F)	6
4/6/15	--	8 (F)

2015-16

Date	AP	USAT
Preseason	6	6
11/16/15	6	6
11/23/15	12	12
11/30/15	10	10
12/7/15	10	10
12/14/15	8	9
12/21/15	5	5
12/28/15	5	5
1/4/16	4	4
1/11/16	13	11
1/18/16	13	13
1/25/16	11	12
2/1/16	9	9
2/8/16	7	7
2/15/16	7	8
2/22/16	3	3
2/29/16	4	4
3/7/16	4	4
3/14/16	4 (F)	5
4/4/16	--	5 (F)

2016-17

Date	AP	USAT
Preseason	8	7
11/14/16	8	7
11/21/16	7	6
11/28/16	6	6
12/5/16	14	12
12/12/16	13	12
12/19/16	12	12
12/26/16	12	11
1/2/17	11	12
1/9/17	19	18
1/16/17	16	16
1/23/17	12	13
1/30/17	9	11
2/6/17	12	13
2/13/17	14	15
2/20/17	18	19
2/27/17	23	23
3/6/17	21	21
3/13/17	24 (F)	23
4/3/17	--	NR (F)

2017-18

Date	AP	USAT
Preseason	RV	RV
11/13/17	RV	RV

POSTSEASON RESULTS



2022-23 VIRGINIA MEN'S BASKETBALL

NCAA TOURNAMENT

Date	Seed	Region (Site) - Round	Opponent (Seed)	Score
3/13/76	--	East (Charlotte, N.C.) - 1st Round	DePaul (-)	L 69-60
3/13/81	1	East (Charlotte, N.C.) - 2nd Round	Villanova (9)	W 54-50
3/19/81		East (Atlanta, Ga.) - Regional Semifinal	Tennessee (4)	W 62-48
3/21/81		East (Atlanta, Ga.) - Regional Final	Brigham Young (6)	W 74-60
3/28/81		Final Four (Philadelphia, Pa.) - National Semifinal	UNC (2)	L 78-65
3/30/81		Final Four (Philadelphia, Pa.) - Third Place Game	LSU (1)	W 78-74
3/14/82	1	Midwest (Indianapolis, Ind.) - 2nd Round	Tennessee (9)	W 54-51
3/18/82		Midwest (Birmingham, Ala.) - Regional Semifinal	UAB (4)	L 68-66
3/19/83	1	West (Boise, Idaho) - 2nd Round	Washington State (8)	W 54-49
3/24/83		West (Ogden, Utah) - Regional Semifinal	Boston College (4)	W 95-92
3/26/83		West (Ogden, Utah) - Regional Final	NC State (6)	L 63-62
3/16/84	7	East (East Rutherford, N.J.) - 1st Round	Iona (10)	W 58-57
3/18/84		East (East Rutherford, N.J.) - 2nd Round	Arkansas (2)	W 53-51 ot
3/22/84		East (Atlanta, Ga.) - Regional Semifinal	Syracuse (3)	W 63-55
3/24/84		East (Atlanta, Ga.) - Regional Final	Indiana (4)	W 50-48
3/31/84		Final Four (Seattle, Wash.) - National Semifinal	Houston (2)	L 49-47 ot
3/13/86	5	East (Greensboro, N.C.) - 1st Round	DePaul (12)	L 72-68
3/12/87	5	West (Salt Lake City, Utah) - 1st Round	Wyoming (12)	L 64-60
3/16/89	5	Southeast (Nashville, Tenn.) - 1st Round	Providence (12)	W 100-97
3/18/89		Southeast (Nashville, Tenn.) - 2nd Round	Middle Tenn. (13)	W 104-88
3/23/89		Southeast (Lexington, Ky.) - Regional Semifinal	Oklahoma (1)	W 86-80
3/25/89		Southeast (Lexington, Ky.) - Regional Final	Michigan (3)	L 102-65
3/18/90	7	Southeast (Richmond, Va.) - 1st Round	Notre Dame (10)	W 75-67
3/18/90		Southeast (Richmond, Va.) - 2nd Round	Syracuse (2)	L 63-61
3/14/91	7	West (Salt Lake City, Utah) - 1st Round	Brigham Young (10)	L 61-48
3/19/93	6	East (Syracuse, N.Y.) - 1st Round	Manhattan (11)	W 78-66
3/21/93		East (Syracuse, N.Y.) - 2nd Round	Massachusetts (3)	W 71-56
3/26/93		East (East Rutherford, N.J.) - Regional Semifinal	Cincinnati (2)	L 71-54
3/18/94	7	West (Sacramento, Calif.) - 1st Round	New Mexico (10)	W 57-54
3/20/94		West (Sacramento, Calif.) - 2nd Round	Arizona (2)	L 71-58
3/16/95	4	Midwest (Dayton, Ohio) - 1st Round	Nicholls State (13)	W 96-72
3/18/95		Midwest (Dayton, Ohio) - 2nd Round	Miami (Ohio) (12)	W 60-54 ot
3/24/95		Midwest (Kansas City, Mo.) - Regional Semifinal	Kansas (1)	W 67-58
3/26/95		Midwest (Kansas City, Mo.) - Regional Final	Arkansas (2)	L 68-61
3/13/97	9	West (Salt Lake City, Utah) - 1st Round	Iowa (8)	L 73-60
3/16/01	5	South (Memphis, Tenn.) - 1st Round	Gonzaga (12)	L 86-85
3/16/07	4	South (Columbus, Ohio) - 1st Round	Albany (13)	W 84-57
3/18/07		South (Columbus, Ohio) - 2nd Round	Tennessee (5)	L 77-74
3/16/12	10	West (Omaha, Neb.) - 2nd Round	Florida (7)	L 71-45
3/21/14	1	East (Raleigh, N.C.) - 2nd Round	Coastal Carolina (16)	W 70-59
3/23/14		East (Raleigh, N.C.) - 3rd Round	Memphis (8)	W 78-60
3/28/14		East (New York, N.Y.) - Regional Semifinal	Michigan State (4)	L 61-59
3/20/15	2	East (Charlotte, N.C.) - 2nd Round	Belmont (15)	W 79-67
3/21/15		East (Charlotte, N.C.) - 3rd Round	Michigan State (7)	L 60-54
3/17/16	1	Midwest (Raleigh, N.C.) - 1st Round	Hampton (16)	W 81-45
3/19/16		Midwest (Raleigh, N.C.) - 2nd Round	Butler (9)	W 77-69
3/25/16		Midwest (Chicago, Ill.) - Regional Semifinal	Iowa State (4)	W 84-71
3/27/16		Midwest (Chicago, Ill.) - Regional Final	Syracuse (10)	L 68-62
3/16/17	5	East (Orlando, Fla.) - 1st Round	UNCW (12)	W 76-71
3/18/17		East (Orlando, Fla.) - 2nd Round	Florida (4)	L 65-39
3/16/18	1	South (Charlotte, N.C.) - 1st Round	UMBC (16)	L 74-54
3/22/19	1	South (Columbia, S.C.) - 1st Round	Gardner-Webb (16)	W 71-56
3/24/19		South (Columbia, S.C.) - 2nd Round	Oklahoma (9)	W 63-51
3/28/19		South (Louisville, Ky.) - Regional Semifinal	Oregon (12)	W 53-49
3/30/19		South (Louisville, Ky.) - Regional Final	Purdue (3)	W 80-75 (ot)
4/6/19		Final Four (Minneapolis, Minn.) - Semifinal	Auburn (5)	W 63-62
4/8/19		Final Four (Minneapolis, Minn.) - Final	Texas Tech (3)	W 85-77 ot
3/20/21	4	West (Bloomington, Ind.) - 1st Round	Ohio (13)	L 62-58

Total: 35-23

* 2020 NCAA Tournament canceled due to coronavirus

NATIONAL INVITATION TOURNAMENT

Date	Site - Round	Opponent	Score
1941	New York, N.Y. - Quarterfinal	CCNY	L 64-35
1972	New York, N.Y. - Quarterfinal	Lafayette	L 72-71
1978	Charlottesville, Va. - 1st Round	Georgetown	L 70-68 ot
1979	Charlottesville, Va. - 1st Round	Northeast Louisiana	W 79-78
	Birmingham, Ala. - 2nd Round	Alabama	L 90-88
1980	Charlottesville, Va. - 1st Round	Lafayette	W 67-56
	Charlottesville, Va. - 2nd Round	Boston College	W 57-55
	Charlottesville, Va. - Quarterfinal	Michigan	W 79-68
	New York, N.Y. - Semifinal	UNLV	W 90-71
	New York, N.Y. - Final	Minnesota	W 58-55
1985	Morgantown, W.Va. - 1st Round	West Virginia	W 56-55
	Charlottesville, Va. - 2nd Round	St. Joseph's	W 68-61
	Knoxville, Tenn. - Quarterfinal	Tennessee	L 61-54
1992	Villanova, Pa. - 1st Round	Villanova	W 83-80
	Charlottesville, Va. - 2nd Round	Tennessee	W 77-52
	Richmond, Va. - Quarterfinal	New Mexico	W 76-71
	New York, N.Y. - Semifinal	Florida	W 62-56
	New York, N.Y. - Final	Notre Dame	W 81-76 ot
2000	Charlottesville, Va. - 1st Round	Georgetown	L 115-111 3ot
2002	Charlottesville, Va. - 1st Round	South Carolina	L 74-67
2003	Charlottesville, Va. - 1st Round	Brown	W 89-73
	Jamaica, N.Y. - 2nd Round	St. John's	L 73-63
2004	Charlottesville, Va. - 1st Round	George Washington	W 79-66
	Villanova, Pa. - 2nd Round	Villanova	L 73-63
2006	Stanford, Calif. - 1st Round	Stanford	L 65-49
2013	Charlottesville, Va. - 1st Round	Norfolk State	W 67-56
	Charlottesville, Va. - 2nd Round	St. John's	W 68-50
	Charlottesville, Va. - Quarterfinal	Iowa	L 75-64
2022	Charlottesville, Va. - 1st Round	Mississippi State (3)	W 60-57
	Denton, Texas - 2nd Round	North Texas (2)	W 71-69 ot
	Charlottesville, Va. - Quarterfinal	St. Bonaventure	L 52-51

Total: 19-12

COLLEGE BASKETBALL INVITATIONAL

Date	Site - Round	Opponent	Score
2008	Charlottesville, Va. - 1st Round	Richmond	W 66-64
	Charlottesville, Va. - Quarterfinal	Old Dominion	W 80-76
	Charlottesville, Va. - Semifinal	Bradley	L 96-85

Total: 2-1



PLAYER OF THE YEAR

Year	Player
1972	Barry Parkhill
1981	Ralph Sampson
1982	Ralph Sampson
1983	Ralph Sampson
2016	Malcolm Brogdon

ROOKIE OF THE YEAR

Year	Player
1980	Ralph Sampson
1989	Bryant Stith
1999	Chris Williams
2009	Sylvan Landesberg

COACH OF THE YEAR

Year	Coach
1972	Bill Gibson
1981	Terry Holland
1982	Terry Holland
2007	Dave Leitao
2014	Tony Bennett & 2015 Tony Bennett & 2018 Tony Bennett
2019	Tony Bennett

& ACSMA & ACC Coaches

SKIP PROSSER AWARD

Top Student-Athlete

Year	Player
2010	Jerome Meyinsse

ALL-ACC FIRST TEAM

Year	Player
1954	Buzzy Wilkinson
1955	Buzzy Wilkinson
1958	Herb Busch
1964	Chip Conner
1972	Barry Parkhill ^
1979	Jeff Lamp
1981	Ralph Sampson
	Jeff Lamp
1982	Ralph Sampson ^
	Othell Wilson
1983	Ralph Sampson ^
1989	Richard Morgan
1990	Bryant Stith
1991	Bryant Stith
1992	Bryant Stith
2006	Sean Singletary
2007	Sean Singletary
2008	Sean Singletary
2012	Mike Scott
2013	Joe Harris
2014	Malcolm Brogdon *
2015	Malcolm Brogdon &
2016	Malcolm Brogdon ^&
2018	Kyle Guy
2019	Kyle Guy
	De'Andre Hunter
2021	Sam Hauser

^ unanimous selection
* ACC Coaches
& ACSMA & ACC Coaches

ALL-ACC SECOND TEAM

Year	Player
1959	Paul Adkins
1960	Paul Adkins
1961	Tony Laquintano
1962	Tony Laquintano
1963	Gene Engel
1967	Jim Connelly
1968	Mike Katos
1971	Barry Parkhill
	Bill Gerry
1973	Barry Parkhill
1974	Gus Gerard
1976	Wally Walker
1978	Jeff Lamp
1980	Jeff Lamp
1983	Othell Wilson
1984	Othell Wilson
1986	Olden Polynice
1987	Andrew Kennedy
1988	Mel Kennedy
1993	Cory Alexander
1995	Harold Deane
1996	Harold Deane
1998	Norman Nolan
2000	Donald Hand
	Chris Williams
2001	Travis Watson
2002	Roger Mason, Jr.
	Travis Watson
2003	Travis Watson
2007	J.R. Reynolds
2010	Sylvan Landesberg
2014	Malcolm Brogdon
	Joe Harris *
2015	Justin Anderson &
2017	London Perrantes
2018	Devon Hall
2019	Ty Jerome
2020	Mamadi Diakite
2021	Jay Huff

* ACC Coaches
& ACSMA & ACC Coaches

ALL-ACC THIRD TEAM

Year	Player
1990	John Crotty
1991	John Crotty
1994	Junior Burrough
1995	Junior Burrough
1997	Harold Deane
1998	Curtis Staples
1999	Chris Williams
2001	Chris Williams
	Roger Mason, Jr.
2006	J.R. Reynolds
2013	Akil Mitchell
2014	Joe Harris
2015	Anthony Gill
2016	Anthony Gill &
2018	Ty Jerome
2020	Kihei Clark
2022	Jayden Gardner

& ACSMA & ACC Coaches

ALL-ACC ACADEMIC

Year	Player
1964	Chip Conner
1965	Jerry Sanders
1973	Jim Hobgood
1974	Bob McKeag
	Steve Morris
1975	Dan Bonner
1976	Wally Walker
1977	Mark Newlan
1979	Bobby Stokes
1980	Mike Owens
	Lee Raker
1981	Jeff Lamp
	Lee Raker
1984	Kenton Edelin
1988	Dirk Katstra
1990	John Crotty
	Jeff Daniel
	Blair Ford
	Bernie Floriani
	Dirk Katstra
1991	Bryant Stith
	John Crotty
	Terry Kirby
	Blair Ford
	Bernie Floriani
	Dirk Katstra
1992	Doug Smith
1995	Maurice Watkins
1996	Maurice Watkins
1997	Colin Ducharme
1998	Colin Ducharme
	Chase Metheny
1999	Colin Ducharme
2000	Willie Dersch
	Adam Hall
	Majestic Mapp
2001	J.C. Mathis
2002	J.C. Mathis
2003	Jason Rogers
2004	Todd Billet
	Majestic Mapp
2006	Billy Campbell
2008	Jerome Meyinsse
2009	Jerome Meyinsse
	Tunji Soroye
2010	Jerome Meyinsse
	Will Sherrill
2011	Will Regan
	Will Sherrill
2017	Devon Hall
2018	Devon Hall
	Nigel Johnson
2019	Jack Salt
2020	Tomas Woldetensae
2021	Sam Hauser
	Jay Huff
	Justin McKoy
	Trey Murphy III
	Tomas Woldetensae
2022	Jayden Gardner
	Kadin Shedrick

ALL-ACC FRESHMAN

Year	Player
1994	Harold Deane
1995	Curtis Staples
1996	Courtney Alexander
1999	Chris Williams
2000	Travis Watson
2004	J.R. Reynolds
2005	Sean Singletary
2009	Sylvan Landesberg ^
2014	London Perrantes &
2018	De'Andre Hunter

^ unanimous selection
& ACSMA & ACC Coaches

ALL-ACC DEFENSIVE

Year	Player
2001	Harold Deane
2012	Jontel Evans
2013	Jontel Evans
2014	Akil Mitchell &
2015	Malcolm Brogdon & Darion Atkins
	Anthony Gill *
2016	Malcolm Brogdon &
2017	Isaiah Wilkins
2018	Devon Hall
	Isaiah Wilkins
2019	De'Andre Hunter
2020	Mamadi Diakite
2021	Jay Huff
2022	Reece Beekman

& ACSMA & ACC Coaches
* ACC Coaches

DEFENSIVE PLAYER OF THE YEAR

Year	Player
2015	Darion Atkins
	Malcolm Brogdon 2016
	Malcolm Brogdon &
2018	Isaiah Wilkins
2019	De'Andre Hunter

* ACC Coaches
& ACSMA & ACC Coaches

6TH MAN OF THE YEAR

Year	Player
2014	Justin Anderson
2018	De'Andre Hunter

PLAYER OF THE WEEK HONORS

- 6 - Ralph Sampson (1981-83)
- 5 - Bryant Stith (1990-92)
- 5 - Sean Singletary (2006-08)
- 5 - Mike Scott (2011-12)
- 4 - Jeff Lamp (1979-81)
- 4 - Norman Nolan (1997-98)
- 3 - Barry Parkhill (1972)
- 3 - Wally Walker (1974-76),
- 3 - Othell Wilson (1983-84)
- 3 - Travis Watson (2002-03)
- 2 - Bill Gerry (1970-71)
- 2 - Billy Langloh (1976-77)
- 2 - Lee Raker (1979-81)
- 2 - Andrew Kennedy (1987)
- 2 - John Crotty (1989-90)
- 2 - Cornel Parker (1993)
- 2 - Sylvan Landesberg (2010)
- 2 - Malcolm Brogdon (2014-16)

- 2 - Kyle Guy (2018-19)
- 2 - Ty Jerome (2018-19)
- 1 - Steve Castellan (1979)
- 1 - Jimmy Miller (1983)
- 1 - Olden Polynice (1986)
- 1 - Richard Morgan (1989)
- 1 - Kenny Turner (1991)
- 1 - Cory Alexander (1993)
- 1 - Chris Williams (2000)
- 1 - Donald Hand (2000)
- 1 - Roger Mason, Jr. (2001)
- 1 - Todd Billet (2003)
- 1 - Elton Brown (2005)
- 1 - Mamadi Diane (2007)
- 1 - J.R. Reynolds (2007)
- 1 - Malcolm Brogdon (2014)
- 1 - Joe Harris (2014)
- 1 - Justin Anderson (2015)
- 1 - Anthony Gill (2016)
- 1 - De'Andre Hunter (2019)
- 1 - Jayden Gardner (2022)

ROOKIE OF THE WEEK HONORS

- 6 - Bryant Stith (1989)
- 6 - Sylvan Landesberg (2009)
- 5 - Ralph Sampson (1980)
- 5 - Sean Singletary (2005)
- 4 - Chris Williams (1999)
- 3 - Barry Parkhill (1971)
- 3 - Jeff Lamp (1978)
- 3 - Othell Wilson (1981)
- 3 - Richard Morgan (1986)
- 3 - Curtis Staples (1995)
- 2 - Wally Walker (1973)
- 2 - Lee Raker (1978)
- 2 - Jeff Jones (1979)
- 2 - Jimmy Miller (1982)
- 2 - Tim Mullen (1982)
- 2 - Mel Kennedy (1985)
- 2 - Junior Burrough (1992)
- 2 - Courtney Alexander (1996)
- 2 - Travis Watson (2000)
- 2 - Roger Mason, Jr. (2000)
- 2 - Maurice Young (2001)
- 2 - Elton Brown (2002)
- 2 - Mamadi Diakite (2020)
- 1 - Billy Langloh (1974)
- 1 - Marc Iavaroni (1975)
- 1 - Otis Fulton (1976)
- 1 - Ricky Stokes (1981)
- 1 - Rick Carlisle (1983)
- 1 - Tom Sheehy (1984)
- 1 - Olden Polynice (1984)
- 1 - John Johnson (1986)
- 1 - Kenny Turner (1988)
- 1 - Cory Alexander (1992)
- 1 - Colin Ducharme (1997)
- 1 - Adam Hall (1999)
- 1 - J.C. Mathis (2001)
- 1 - Gary Forbes (2004)
- 1 - J.R. Reynolds (2004)
- 1 - Adrian Joseph (2005)
- 1 - KT Harrell (2011)
- 1 - Justin Anderson (2013)
- 1 - De'Andre Hunter (2018)
- 1 - Sam Hauser (2021)

ACC HISTORY



2022-23 VIRGINIA MEN'S BASKETBALL

Year	Record (Finish)	ACC Tournament - Round	ACCT Seed	Opponent (Seed)	Score
1954	1-4 (7th)	Raleigh, N.C. - Quarterfinal	8	Duke (1)	L 96-68
1955	5-9 (6th)	Raleigh, N.C. - Quarterfinal	6	Maryland (3)	W 68-67 (ot)
		Raleigh, N.C. - Semifinal		Duke (2)	L 90-77 (ot)
1956	3-11 (T-6th)	Raleigh, N.C. - Quarterfinal	7	North Carolina (2)	L 81-77
1957	3-11 (T-7th)	Raleigh, N.C. - Quarterfinal	7	Maryland (2)	L 72-69
1958	6-8 (5th)	Raleigh, N.C. - Quarterfinal	5	Maryland (4)	L 70-66
1959	6-8 (5th)	Raleigh, N.C. - Quarterfinal	5	Maryland (4)	W 66-65
		Raleigh, N.C. - Semifinal		N.C. State (1)	L 66-63
1960	1-13 (8th)	Raleigh, N.C. - Quarterfinal	8	North Carolina (1)	L 84-63
1961	2-12 (T-7th)	Raleigh, N.C. - Quarterfinal	7	Duke (2)	L 89-54
1962	2-12 (8th)	Raleigh, N.C. - Quarterfinal	8	Wake Forest (1)	L 81-58
1963	3-11 (8th)	Raleigh, N.C. - Quarterfinal	8	Duke (1)	L 89-70
1964	4-10 (T-7th)	Raleigh, N.C. - Quarterfinal	7	Wake Forest (2)	L 79-60
1965	3-11 (7th)	Raleigh, N.C. - Quarterfinal	7	NC State (2)	L 106-69
1966	4-10 (T-6th)	Raleigh, N.C. - Quarterfinal	7	NC State (2)	L 86-77
1967	4-10 (7th)	Charlotte, N.C. - Quarterfinal	7	Duke (2)	L 99-78
1968	5-9 (5th)	Charlotte, N.C. - Quarterfinal	5	South Carolina (4)	L 101-78
1969	5-9 (6th)	Charlotte, N.C. - Quarterfinal	6	Duke (3)	L 99-86
1970	3-11 (7th)	Charlotte, N.C. - Quarterfinal	7	North Carolina (2)	W 95-93
		Charlotte, N.C. - Semifinal		NC State (3)	L 67-66
1971	6-8 (5th)	Greensboro, N.C. - Quarterfinal	5	Wake Forest (4)	W 85-84
		Greensboro, N.C. - Semifinal		North Carolina (1)	L 78-68
1972	8-4 (T-2nd)	Greensboro, N.C. - Quarterfinal	3	Wake Forest (6)	W 74-65
		Greensboro, N.C. - Semifinal		Maryland (2)	L 62-57
1973	4-8 (T-4th)	Greensboro, N.C. - Quarterfinal	5	Duke (4)	W 59-55
		Greensboro, N.C. - Semifinal		NC State (1)	L 63-51
1974	4-8 (4th)	Greensboro, N.C. - Quarterfinal	4	Clemson (5)	W 68-63
		Greensboro, N.C. - Semifinal		NC State (1)	L 87-66
1975	4-8 (5th)	Greensboro, N.C. - Quarterfinal	5	NC State (4)	L 91-85
1976	4-8 (6th)	Landover, Md. - Quarterfinal	6	NC State (3)	W 75-63
		Landover, Md. - Semifinal		Maryland (2)	W 73-65
		Landover, Md. - Final		North Carolina (1)	W 67-62
1977	2-10 (T-6th)	Greensboro, N.C. - Quarterfinal	7	Wake Forest (2)	W 59-57
		Greensboro, N.C. - Semifinal		Clemson (3)	W 72-60
		Greensboro, N.C. - Final		North Carolina (1)	L 75-69
1978	6-6 (T-4th)	Greensboro, N.C. - Quarterfinal	4	Wake Forest (5)	L 72-61
1979	7-5 (3rd)	Greensboro, N.C. - Quarterfinal	3	NC State (6)	L 78-82
1980	7-7 (T-5th)	Greensboro, N.C. - Quarterfinal	5	Clemson (4)	L 57-49
1981	13-1 (1st)	Landover, Md. - Quarterfinal	1	Georgia Tech (8)	W 76-47
		Landover, Md. - Semifinal		Maryland (4)	L 85-62
1982	12-2 (T-1st)	Greensboro, N.C. - Quarterfinal	2	Clemson (7)	W 56-54
		Greensboro, N.C. - Semifinal		Wake Forest (3)	W 51-49 (ot)
		Greensboro, N.C. - Final		North Carolina (1)	L 47-45
1983	12-2 (T-1st)	Atlanta, Ga. - Quarterfinal	2	Duke (7)	W 109-66
		Atlanta, Ga. - Semifinal		Georgia Tech (3)	W 96-67
		Atlanta, Ga. - Final		N.C. State (5)	L 81-78
1984	6-8 (T-5th)	Greensboro, N.C. - Quarterfinal	6	Wake Forest (3)	L 63-51
1985	3-11 (8th)	Atlanta, Ga. - Quarterfinal	8	Georgia Tech (1)	L 55-48
1986	7-7 (T-4th)	Greensboro, N.C. - Quarterfinal	5	NC State (4)	W 64-62
		Greensboro, N.C. - Semifinal		Duke (1)	L 75-70
1987	8-6 (4th)	Landover, Md. - Quarterfinal	4	Georgia Tech (5)	W 55-54
		Landover, Md. - Semifinal		North Carolina (1)	L 84-82 (2ot)
1988	5-9 (6th)	Greensboro, N.C. - Quarterfinal	6	Duke (3)	L 60-48
1989	9-5 (T-2nd)	Atlanta, Ga. - Quarterfinal	3	Clemson (6)	W 90-73
		Atlanta, Ga. - Semifinal		Duke (2)	L 69-58
1990	6-8 (T-5th)	Charlotte, N.C. - Quarterfinal	5	North Carolina (4)	W 92-85 (ot)
		Charlotte, N.C. - Semifinal		Clemson (1)	W 69-66
		Charlotte, N.C. - Final		Georgia Tech (2)	L 70-61
1991	6-8 (T-5th)	Charlotte, N.C. - Quarterfinal	6	Wake Forest (3)	W 70-66
		Charlotte, N.C. - Semifinal		North Carolina (2)	L 76-71
1992	8-8 (T-4th)	Charlotte, N.C. - Quarterfinal	5	Georgia Tech (4)	L 68-56



ACC HISTORY

Year	Record (Finish)	ACC Tournament - Round	ACCT Seed	Opponent (Seed)	Score
1993	9-7 (5th)	Charlotte, N.C. - Quarterfinal Charlotte, N.C. - Semifinal	5	Wake Forest (4) North Carolina (1)	W 61-57 L 74-56
1994	8-8 (T-4th)	Charlotte, N.C. - Quarterfinal Charlotte, N.C. - Semifinal Charlotte, N.C. - Final	4	Maryland (5) Duke (1) North Carolina (2)	W 69-63 W 66-61 L 73-66
1995	12-4 (T-1st)	Greensboro, N.C. - Quarterfinal Greensboro, N.C. - Semifinal	4	Georgia Tech (5) Wake Forest (1)	W 77-67 L 77-68
1996	6-10 (7th)	Greensboro, N.C. - Quarterfinal	7	Wake Forest (2)	L 70-60
1997	7-9 (6th)	Greensboro, N.C. - Quarterfinal	6	North Carolina (3)	L 78-68
1998	3-13 (9th)	Greensboro, N.C. - 1st Round	9	Duke (1)	L 63-41
1999	4-12 (9th)	Charlotte, N.C. - 1st Round	9	Duke (1)	L 104-67
2000	9-7 (T-3rd)	Charlotte, N.C. - Quarterfinal	3	NC State (6)	L 76-65
2001	9-7 (4th)	Atlanta, Ga. - Quarterfinal	4	Georgia Tech (5)	L 74-69
2002	7-9 (T-5th)	Charlotte, N.C. - Quarterfinal	5	NC State (4)	L 92-72
2003	6-10 (T-6th)	Greensboro, N.C. - Quarterfinal	6	Duke (3)	L 83-76
2004	6-10 (T-7th)	Greensboro, N.C. - First Round Greensboro, N.C. - Quarterfinal	8	Clemson (9) Duke (1)	W 83-79 (ot) L 84-74
2005	4-12 (T-10th)	Washington, D.C. - First Round Washington, D.C. - Quarterfinal	11	Miami (6) Duke (3)	W 66-65 L 76-64
2006	7-9 (T-7th)	Greensboro, N.C. - First Round Greensboro, N.C. - Quarterfinal	7	Virginia Tech (10) North Carolina (2)	W 60-56 L 79-67
2007	11-5 (T-1st)	Tampa, Fla. - Quarterfinal	2	NC State (10)	L 79-71
2008	5-11 (10th)	Charlotte, N.C. - First Round	10	Georgia Tech (7)	L 94-76
2009	4-12 (11th)	Atlanta, Ga. - First Round	11	Boston College (6)	L 76-63
2010	5-11 (T-9th)	Greensboro, N.C. - First Round Greensboro, N.C. - Quarterfinal	9	Boston College (8) Duke (1)	W 68-62 L 57-46
2011	7-9 (T-7th)	Greensboro, N.C. - First Round	8	Miami (9)	L 69-62 (ot)
2012	9-7 (T-4th)	Atlanta, Ga. - Quarterfinal	4	NC State (5)	L 67-64
2013	11-7 (T-4th)	Greensboro, N.C. - Quarterfinal	4	NC State (5)	L 75-56
2014	16-2 (1st)	Greensboro, N.C. - Quarterfinal Greensboro, N.C. - Semifinal Greensboro, N.C. - Final	1	Florida State (9) Pittsburgh (5) Duke (3)	W 64-51 W 51-48 W 72-63
2015	16-2 (1st)	Greensboro, N.C. - Quarterfinal Greensboro, N.C. - Semifinal	1	Florida State (9) North Carolina (5)	W 58-44 L 71-67
2016	13-5 (T-2nd)	Washington, D.C. - Quarterfinal Washington, D.C. - Semifinal Washington, D.C. - Final	2	Georgia Tech (10) Miami (3) North Carolina (1)	W 72-52 W 73-68 L 61-57
2017	11-7 (T-6th)	Brooklyn, N.Y. - Second Round Brooklyn, N.Y. - Quarterfinal	6	Pittsburgh (14) Notre Dame (3)	W 75-63 L 71-58
2018	17-1 (1st)	Brooklyn, N.Y. - Quarterfinal Brooklyn, N.Y. - Semifinal Brooklyn, N.Y. - Final	1	Louisville (9) Clemson (4) North Carolina (6)	W 75-58 W 64-58 W 71-63
2019	16-2 (T-1st)	Charlotte, N.C. - Quarterfinal Charlotte, N.C. - Semifinal	1	NC State (8) Florida State (4)	W 76-56 L 69-59
2021	13-5 (1st)	Greensboro, N.C. - Quarterfinal Greensboro, N.C. - Semifinal	1	Syracuse (8) Georgia Tech (4)	W 72-69 Canceled
2022	12-8 (6th)	Brooklyn, N.Y. - Second Round Brooklyn, N.Y. - Quarterfinal	6	Louisville (11) North Carolina (2)	W 51-50 L 63-43

Total - 44-64

* 2020 ACC Tournament canceled due to coronavirus



ACC TOURNAMENT SERIES RECORDS

Opponent	Overall	1st	2nd	Quarter	Semi	Final	Atlanta	Brooklyn	Charlotte	Greensboro	Landover	Raleigh	Tampa	Wash. DC
Boston College	1-1	1-1	-	-	-	-	0-1	-	-	1-0	-	-	-	-
Clemson	7-1	1-0	-	3-1	3-0	-	1-0	1-0	1-0	4-1	-	-	-	-
Duke	4-15	0-2	-	2-10	1-3	1-0	1-1	-	1-3	2-6	-	0-4	-	0-1
Florida State	2-1	-	-	2-0	0-1	-	-	-	0-1	2-0	-	-	-	-
Georgia Tech	5-5	0-1	-	4-3	1-0	0-1	1-2	-	0-3	1-0	2-0	-	-	1-0
Louisville	2-0	-	1-0	1-0	-	-	-	2-0	-	-	-	-	-	-
Miami	2-1	1-1	-	-	1-0	-	-	-	-	0-1	-	-	-	2-0
North Carolina	4-14	-	-	2-5	0-5	2-4	-	1-1	2-3	0-6	1-1	0-2	-	0-1
Notre Dame	0-1	-	-	0-1	-	-	-	0-1	-	-	-	-	-	-
N.C. State	3-14	-	-	3-9	0-4	0-1	0-2	-	1-3	1-5	1-0	0-3	0-1	-
Pittsburgh	2-0	-	1-0	-	1-0	-	-	1-0	-	1-0	--	--	--	-
Virginia Tech	1-0	1-0	-	-	-	-	-	-	-	1-0	-	-	-	-
Wake Forest	6-6	-	-	5-5	1-1	-	-	-	2-0	4-4	-	0-2	-	-
Maryland	4-4	-	-	3-2	1-2	-	-	-	1-0	0-1	1-1	2-2	-	-
South Carolina	0-1	-	-	0-1	-	-	-	-	0-1	-	-	-	-	-
Syracuse	1-0	-	-	1-0	-	-	-	-	-	1-0	-	-	-	-
TOTALS	44-64	4-5	2-0	26-37	9-16	3-6	3-6	5-2	8-14	18-24	5-2	2-13	0-1	3-2

EVERETT CASE AWARD

ACC Tournament Most Outstanding Player

Year	Player
1976	Wally Walker
2014	Joe Harris
2018	Kyle Guy

ALL-ACC TOURNAMENT FIRST TEAM

Year	Player
1955	Buzzy Wilkinson
1959	Paul Adkins
1970	Chip Case
1971	Barry Parkhill
1972	Barry Parkhill
1976	Marc Iavaroni, Billy Langloh, Wally Walker
1977	Marc Iavaroni, Bobby Stokes
1982	Ralph Sampson
1983	Ralph Sampson, Othell Wilson
1987	Andrew Kennedy
1990	Bryant Stith
1991	John Crotty
1993	Cory Alexander
1994	Harold Deane, Jamal Robinson
1995	Junior Burrough
2014	Malcolm Brogdon, Joe Harris
2016	Malcolm Brogdon, Anthony Gill
2018	Kyle Guy, Devon Hall
2019	Kyle Guy

ALL-ACC TOURNAMENT SECOND TEAM

Year	Player
1954	Buzzy Wilkinson
1955	Bill Miller
1956	Bob McCarty, Bill Miller
1960	Paul Adkins
1970	Bill Gerry
1972	Scott McCandlish
1973	Gus Gerard, Barry Parkhill
1974	Gus Gerard, Billy Langloh
1975	Wally Walker
1976	Bobby Stokes
1977	Steve Castellan, Billy Langloh
1979	Jeff Lamp
1981	Jeff Lamp
1982	Ricky Stokes
1989	Bryant Stith
1990	John Crotty, Anthony Oliver, Kenny Turner
2005	J.R. Reynolds
2014	Anthony Gill, Akil Mitchell
2015	Malcolm Brogdon
2016	London Parrantes
2018	Ty Jerome



WILLIAM STRICKLING

1915 All-American


William Strickling starred at center on three of the greatest Virginia teams of the head coach "Pop" Lannigan era (1905-29). Lettering from 1914-16, Strickling helped lead UVA to the best three-year winning percentage in school history (.920, 40-3-1).

In 1915, Strickling became the first Virginia basketball player to earn first-team All-America distinction after leading the team to a perfect 17-0 record. He averaged 17.8 points per game that season as a member of Virginia's "Famous Five" starting lineup and scored the winning foul shot in a 30-29 overtime victory over North Carolina in Raleigh, N.C.

Strickling captained the 1916 squad, which posted an 11-2 record. Virginia's 21-11 loss to Catholic in the fourth game of the season snapped a 22-game winning streak.

During Strickling's first season at Virginia in 1914, UVA compiled a 12-1-1 record and captured the South Atlantic Championship. Executing Lannigan's sophisticated pattern offense to precision, Virginia averaged 50.9 points a game that season and tallied 60 or more points on five occasions. No Virginia team would surpass the 1914 squad's offensive production until the 1946 Cavaliers averaged 54 points per game.

14



BUZZY WILKINSON

1955 All-American • Retired Number

One of the most prolific scorers in UVA history, Buzzy Wilkinson lettered for the Cavaliers from 1953-55.

Among his many outstanding accomplishments, the 1955 team captain became one of the first three collegians to average 30 points or better per game over the course of a season.

He finished with a career scoring average of 28.6 points—still a UVA and ACC record. Wilkinson also holds the conference and school record for season scor-


ing average (32.1 ppg) in 1954-55.

Wilkinson's UVA career scoring record of 2,233 points stood for nearly 26 years before it was broken in 1981 by Jeff Lamp.

Nonetheless, he still holds the season scoring record with 898 points, as well as season records for most free throws made (282) and most field goals made (308) in 1954-55.

An outstanding pure shooter, the 6-2 guard was drafted by the Boston Celtics, but his career was shortened by an automobile accident.

40



BARRY PARKHILL

1972 & 1973 All-American • Retired Number

One of the greatest all-purpose guards in Atlantic Coast Conference history, Barry Parkhill was chosen Virginia's first ACC Basketball Player of the Year after the 1971-72 season. He was also named ACC Athlete of the Year that year.

The 6-4 Parkhill led the conference in scoring in 1971-72 (21.6 ppg) as he guided the Cavaliers to a 21-7 record and a first-ever Top-10 ranking in both wire service polls following an 11-0 start. He still holds the UVA (tied for sixth in ACC) single-game scoring record (51 points vs. Baldwin-Wallace) and ranks ninth in career assists (369 in three seasons).

The two-time All-American (1972 and '73) was drafted by both the Virginia Squires (ABA) and Portland Trail Blazers (NBA) and went on to play three seasons in the ABA. Parkhill then moved to William & Mary, where he served as

an assistant and head coach. He was an assistant basketball coach at the U.S. Naval Academy for two seasons after spending a year as head basketball coach at St. Michael's College in Winooski, Vt.

Parkhill is in his 23rd year as associate athletics director for development at the University of Virginia. He previously served three years as director of alumni development for the UVA Alumni Association and director of capital projects for athletics. Before that, he spent three years as associate director of regional development at UVA. Parkhill was inducted into the Virginia Sports Hall of Fame (Portsmouth, Va.) in April of 2001.


Parkhill joined Jeff Lamp and Ralph Sampson as one of three former Cavaliers chosen to the ACC's 50th Anniversary Men's Basketball Team before the start of the 2002-03 season.



41

WALLY WALKER

Retired Number



A prolific frontcourt scorer, “Wonderful” Wally Walker led Virginia to its first Atlantic Coast Conference Tournament championship and its first NCAA Tournament berth in 1976. He is one of two Cavaliers to receive the Everett Case Award as the ACC Tournament’s Most Valuable Player, following Virginia’s upset of three nationally-ranked teams

en route to the ACC title. Enjoying one of the finest individual seasons ever by a Cavalier during the 1975-76 season, Walker scored 21 points and grabbed seven rebounds in the 1976 ACC Tournament championship game against North Carolina.

Walker’s scoring average of 22.1 points during the 1975-76 season ranks as the sixth best in UVA history and his 1,849 career points rank seventh on the all-time Cavalier list.

Walker was the fifth player chosen in the 1976 NBA draft, taken by the Portland Trail Blazers. He was a reserve forward for the 1977 Portland World


Championship team and, the following year, was traded to the Seattle SuperSonics, who won the 1979 NBA title. Walker was then traded to Houston where he teamed with another former Cavalier, Ralph Sampson.

Following his pro basketball career, Walker attended graduate business school at Stanford and started his own financial investment company. He returned to the NBA in 1994, becoming president and general manager of the SuperSonics. He is currently the founder and principal of Hana Road Capital in Seattle, Wash.

In March of 2001, Walker was one of five former collegiate players named to the 2001 Hillyard Silver Anniversary All-America basketball team, as selected by the National Association of Basketball Coaches. Walker was joined on the team by Quinn Buckner (Indiana), John Lucas (Maryland), Ron Lee (Oregon) and Phil Sellers (Rutgers).

JEFF LAMP

1980 & 1981 All-American • Retired Number



Jeff Lamp set a standard of class in the Atlantic Coast Conference that few have matched. Best when the pressure was on, he was an outstanding clutch performer who tied or won no fewer than 14 games for UVA in the final minute of play.

Lamp was an All-ACC selection in each of his four seasons at UVA (1978-81). He finished with 2,317 career points, which was a school record until broken by Bryant Stith (2,516) in 1992.

A two-time All-American, the 6-6 guard helped lead the Cavaliers to the NIT championship in 1980 and a berth in the 1981 NCAA Final Four. Virginia opened the 1980-81 campaign with 23 consecutive wins before finishing

with a 29-4 mark. Lamp earned Most Valuable Player honors in the NCAA East Regional that year and was an All-Tournament selection at the NCAA Final Four in Philadelphia, Pa.


Lamp was chosen in the first round of the 1981 NBA draft (15th pick overall) by the Portland Trail Blazers. He also played with a number of other NBA teams, including the San Antonio Spurs, Milwaukee Bucks and Los Angeles Lakers.

Lamp joined Barry Parkhill and Ralph Sampson as one of three former Cavaliers chosen to the ACC’s 50th Anniversary Men’s Basketball Team before the start of the 2002-03 season.

3

RALPH SAMPSON

1980, 1981, 1982 & 1983 All-American • Retired Number



One of the most heralded cagers of all time, Ralph Sampson dominated the collegiate game during his four-year career from 1980-83.

Leading Virginia to a new level of national prominence and success, the 7-4 center helped guide the Cavaliers to an NIT championship as a freshman in 1980 and to three NCAA tournaments,

including the Final Four in 1981. In addition, the Sampson-led Cavaliers won 112 of 135 games and were ranked in the Top 10 by The Associated Press for 49 consecutive weeks.

The three-time National and ACC Player of the Year also left his mark in the UVA record books. Known almost as much for his unselfish team play as for his outstanding athletic ability, Sampson nonetheless finished as Virginia’s third all-time leading scorer (currently fourth with 2,228 points) and holds UVA career records for rebounding (1,511), field goals made (899), blocked shots (462) and dunks (253).

Among his numerous accolades, Sampson was a four-time All-American, earned three consecutive Rupp Trophies and Naismith Awards, and two consecutive John R. Wooden Awards and Eastman Awards.

Sampson was picked by the Houston Rockets as the NBA’s No. 1 draft choice and went on to earn NBA Rookie of the Year honors. During his nine-year NBA career, he helped lead Houston to the 1986 NBA finals and later played for the Golden State Warriors, Sacramento Kings and Washington Bullets.


Sampson joined Jeff Lamp and Barry Parkhill as one of three former Cavaliers chosen to the ACC’s 50th Anniversary Men’s Basketball Team before the start of the 2002-03 season.

Sampson was inducted into the National Collegiate Basketball Hall of Fame in 2011 and Naismith Memorial Basketball Hall of Fame in 2012.

50



20



BRYANT STITH

Retired Number

Bryant Stith starred on Virginia teams from 1989-92. During that time, the versatile 6-5 swingman helped propel the Cavaliers to four 20-win seasons, three NCAA appearances and the 1992 National Invitation Tournament championship.

Stith finished his career as UVA's all-time rebounder (currently fifth with 859 rebounds). He posted the fourth-highest career point total in Atlantic Coast Conference history and established himself as the all-time Division I scoring leader in the state of Virginia.

A three-time honorable mention All-American and first-team All-ACC performer, Stith averaged 20.7 points per game as a senior. The four-year letterwinner scored in double figures in all 33 games of his senior season and in the final 51 games of his career.

He was named the Most Valuable Player of the 1992 NIT after leading UVA to an 81-76 overtime win vs. Notre Dame in the championship game at Madison Square Garden. Sinking five of six free throws in the overtime period, Stith finished with a team-high 24 points and eight rebounds.


Arguably the greatest clutch performer to wear a Cavalier uniform since Jeff Lamp, whose UVA scoring record of 2,317 points he eventually broke, Stith

provided many late-game heroics and often seemed unstoppable. Playing at Notre Dame as a junior during the 1990-91 regular season, he scored Virginia's final 19 points, including 17 in the last 3:14, to lead UVA to a dramatic 68-67 come-from-behind victory.

He capped his freshman season in 1988-89 by being named ACC Rookie of the Year. The Cavaliers—paced by Stith's 28 points and seven rebounds—advanced to the final of the NCAA Southeast Regional with an 86-80 victory over heavily favored Oklahoma.

Stith is listed in the top six of several UVA career statistical categories. The 1992 Wooden Award finalist ranks: first in scoring (2,516), minutes played (4,391) and free throws made (690); second in field goals made (856); fifth in rebounds (859); and seventh in steals (177).

The sixth Virginia men's basketball player to have his jersey number retired, Stith was selected in the first round of the 1992 NBA draft (13th pick overall) by the Denver Nuggets. He played a total of 10 pro seasons—eight with the Nuggets, and one each with the Boston Celtics and Cleveland Cavaliers—before retiring prior to the start of the 2002-03 NBA season.



CURTIS STAPLES

Retired Jersey

One of the top 3-point shooters in NCAA history, Curtis Staples had his jersey retired at halftime during UVA's victory over Arizona in the first men's regular-season basketball game at John Paul Jones Arena on Nov. 12, 2006. Staples, a 6-3 guard from Roanoke, Va., finished his Virginia career in 1998 as the NCAA's leader in 3-point field goals made


with 413. His mark stood until Duke's J.J. Redick established a new NCAA record for three-point field goals made (457) during the 2005-06 season.

In addition to being Virginia's career leader in 3-point field goals made, Staples holds UVA records for 3-point field goals made in a season (130) and

in a game (9). He also holds Virginia records for most 3-point field goals made by a senior (130), junior (98), sophomore (82) and freshman (103). He led the Atlantic Coast Conference in 3-pointers made per game during each of his four seasons at UVA.

Staples ranks 10th on the Cavaliers' career scoring list with 1,757 points. He lettered four times for Virginia and was a team captain as a senior in 1997-98. Staples averaged a career-high 18.1 points per game during the 1997-98 season and earned All-ACC third-team honors.

5



SEAN SINGLETARY

2007 All-American • Retired Number • Retired Jersey

Sean Singletary finished his Virginia career as one of three Cavaliers to earn first-team All-Atlantic Coast Conference honors three times, one of five UVA players to score more than 2,000 points and ranked among the program's leaders in a number of statistical categories. Singletary scored in double figures in a program-record 55 consecutive

games and became the first player in ACC history to amass 2,000 points, 500 assists, 400 rebounds and 200 steals in a career.

In his final season with the Cavaliers in 2007-08, the 6-0 point guard from Philadelphia, Pa., averaged 19.8 points, 6.1 assists and 3.8 rebounds per game. He earned All-ACC first-team honors for the third consecutive season and was an honorable mention All-America selection by The Associated Press and CollegeHoops.net. He scored a career-high 41 points at Miami on March 1, 2008.

Singletary earned All-America third-team honors from the National Association of Basketball Coaches and CollegeHoops.net in 2007. Singletary averaged 19.0 points, 4.7 assists, 4.6 rebounds and 33.2 minutes played per game for the 2006-07 season.

A three-time team captain, Singletary finished his Virginia career ranked second on the Cavaliers' career steals list (200), third in assists (587) and 3-point field goals made (222), fourth in free throws made (573), fifth in scoring (2,079 points) and ninth in field goals made (642). He led the Cavaliers in assists and steals each of his four seasons in the program, and in scoring his last three seasons.

Singletary's jersey was retired prior to his final regular-season game at John Paul Jones Arena in 2008 and his No. 44 was retired on Feb. 15, 2009. He was drafted in the second round of the 2008 NBA Draft by the Sacramento Kings and played one NBA season with the Phoenix Suns and Charlotte Bobcats.

44



MIKE SCOTT

2012 All-American

Mike Scott concluded his Virginia career in 2012 with a strong senior season that saw him become the seventh All-American in school history.

Scott was named a third-team All-American in 2012 by The Sporting News and Basketball Times. He became the first Cavalier to be named a Sporting News All-American in 29 years.

A first-team All-ACC selection during his final season, Scott led Virginia in scoring at 18.0 points per game and in rebounding at 8.3 per game, while leading the conference with a .563 field goal percentage. Scott was honored as the ACC

Player of the Week a league-high four times during the 2011-12 season, becoming the first Virginia player to earn the honor four times in one season.

Scott finished his Virginia career ranked third in rebounds (944), third in double-doubles (34) and 16th in points scored (1,538) on UVA's all-time lists.

Scott was selected in the second round of the 2012 NBA Draft by the Atlanta Hawks with the 43rd overall pick. He has played for the Hawks since 2012-13.



JUSTIN ANDERSON

2015 All-American

Justin Anderson helped lead the Cavaliers to 83 wins, two NCAA Tournament appearances, two ACC regular-season titles and one ACC Tournament championship during his three seasons at UVA from 2013-15.

Anderson averaged 12.2 points and shot 45.2 percent from 3-point range as Virginia won 30 games and claimed its second straight ACC regular-season title during his All-America season in 2015. Anderson was averaging a team-high and career best 13.9 points before fracturing

his finger and suffering an appendectomy during the season. He returned to action against Florida State in the ACC quarterfinals after missing eight games and had 15 points in Virginia's NCAA Tournament win against Belmont. In addition to his third-team All-America honor, Anderson was named to the All-ACC Second Team by the media and coaches despite missing eight league games.

Anderson declared for the NBA Draft on April 15, 2015, and finished his Virginia career with 873 points, 341 rebounds and 180 assists in 98 career games.



MALCOLM BROGDON

2015 & 2016 All-American - Retired Number

Two-time All-American Malcolm Brogdon finished his stellar career ranked ninth on UVA's all-time scoring list with 1,809 points.

Brogdon also ranked first in free throw percentage (87.6%), second in games played (136), fifth in minutes played (4,157), sixth in 3-point field goal percentage (36.5%), seventh in 3-pointers (185) and ninth in free throws (422).

Brogdon earned unanimous consensus first-team All-America and NABC Defensive Player of the Year honors in 2016 after becoming the first player to be named ACC Player of the Year and Defensive Player of the Year in the same

season. The three-time All-ACC first-team performer earned consensus second-team All-America honors in 2015.

Brogdon helped Virginia to 111 wins, four NCAA tournaments, two ACC regular-season titles and one ACC Tournament championship during his career.

He was drafted by the Milwaukee Bucks in the second round (36th overall) of the 2016 NBA Draft and was named NBA Rookie of the Year in 2017, averaging 10.2 points and 4.2 assists in 75 games. Brogdon and the Bucks advanced to the NBA playoffs.

Brogdon's No. 15 was retired at Virginia on Feb. 20, 2017, prior to Cavaliers' ACC contest against Miami.

15



KYLE GUY

2018 & 2019 All-American

Kyle Guy was a Final Four Most Outstanding Player, two-time All-American, two-time All-ACC first-team honoree and ACC Tournament MVP during his decorated three-year Virginia career. He averaged 19.5 points in wins over Auburn and Texas Tech at the 2019 NCAA Final Four. Guy sank three free throws with 0.6 seconds remaining to lift Virginia to a 63-62 win over the Tigers in the national semifinals. Guy added 24 points in the Cavaliers' 85-77 overtime win against the Red Raiders in the title game. Guy led Virginia in scoring at 15.4 points per game to earn consensus All-America third-team honors in 2018-19. Guy was a third-team All-American in 2017-18.

Guy finished his UVA career ranked first in 3-point percentage (42.5%), second in made 3-pointers (254) and 26th in scoring (1,323 points). Guy's 120 3-pointers in 2018-19 rank second on the UVA single-season list. He made a school-record 11 consecutive 3-pointers over a two-game span, netted 16 20-point games, and averaged 12.5 points and 3.0 rebounds in 106 career games.



DE'ANDRE HUNTER

2019 All-American

De'Andre Hunter earned second-team All-America honors and was a consensus third-team All-American in 2019. Hunter was named the NABC National Defensive Player of the Year, All-ACC first team and ACC Defensive Player of the Year after his breakout season.

He averaged 15.2 points and 5.1 rebounds, while shooting 52 percent from the field, 43.8 percent from 3-point range and 78.3 percent from the free throw

line. Hunter racked up 12 career 20-point games, including a career-high 27 points against Texas Tech in the NCAA championship game. He was the ACC Sixth Man of the Year and averaged 12.4 points and 4.4 rebounds in 71 career games at UVA.



NAISMITH MEMORIAL BASKETBALL HALL OF FAME

Year	Player
Class of 2012	Ralph Sampson

COLLEGE BASKETBALL HALL OF FAME

Year	Player
Class of 2011	Ralph Sampson

NATIONAL PLAYER OF THE YEAR

Year	Player	Organization
1981	Ralph Sampson	(AP,UPI,BW,BT,RUPP)
1982	Ralph Sampson	(AP,UPI,BW,BT,NABC,Wooden,Naismith,NABC, RUPP, TSN,Co-Helms)
1983	Ralph Sampson	(AP,UPI,BW,BT,NABC,Wooden,Naismith, NABC, RUPP)

ALL-AMERICANS

Year	Player	Team
1915	William Strickling	(1st Team)
1955	Buzzy Wilkinson	(1-CV; 3-AP)
1972	Barry Parkhill	(1-CV,USBWA; 2-AP,UPI; 3-NABC)
1973	Barry Parkhill	(2-CV; 3-NABC)
1980	Jeff Lamp	(3-UPI)
	Ralph Sampson	(2-CV)
1981	Jeff Lamp	(1-USBWA; 2-UPI; 3-AP, NABC)
	Ralph Sampson	(1-AP,UPI,CV,NABC,USBWA,SN)
1982	Ralph Sampson	(1-AP,UPI,CV,NABC,USBWA,SN)
1983	Ralph Sampson	(1-AP,UPI,CV,NABC,USBWA,SN)
2007	Sean Singletary	(3-NABC,CH)
2012	Mike Scott	(3-SN, BT)
2015	Malcolm Brogdon	(2-AP,NABC,USBWA,USAT)
	Justin Anderson	(3-NABC)
2016	Malcolm Brogdon	(1-AP,NABC,USBWA,SN; 2-USAT,SI)
2018	Kyle Guy	(3-AP, NABC)
2019	De'Andre Hunter	(2-NABC, 3-AP, SN, SI, USBWA, USAT)
	Kyle Guy	(2-USAT, 3-AP, SN, SI, NABC)

Awards Legend: AP-Associated Press; BT-Basketball Times; CH-CollegeHoops.net; CV-Converse; NABC-National Association of Basketball Coaches; SI-Sports Illustrated; SN-Sporting News; UPI-United Press International; USBWA-U.S. Basketball Writers Association; USAT-USA Today

FRANCES POMEROY NAISMITH HALL OF FAME AWARD

Most Outstanding Senior College Player under six-feet tall

Year	Player
1984	Ricky Stokes

ALLSTATE NABC GOOD WORKS TEAM®

Players who have made a commitment to improving their communities and the lives of others

Year	Player
2014	Joe Harris
2015	Malcolm Brogdon
2016	Anthony Gill

ACADEMIC ALL-AMERICANS

Year	Player
1973	Jim Hobgood
1976	Wally Walker
1981	Jeff Lamp, Lee Raker

NABC DEFENSIVE PLAYER OF THE YEAR

Year	Player
2016	Malcolm Brogdon

FINAL FOUR MOST OUTSTANDING PLAYER

Year	Player
2019	Kyle Guy

LEFTY DRIESELL DEFENSIVE PLAYER OF THE YEAR

Year	Player
2015	Darion Atkins

USBWA ALL-DISTRICT

Year	Player
1990	Bryant Stith (District POTY)
1991	Bryant Stith
1992	Bryant Stith
1993	Cory Alexander
1994	Junior Burrough
1995	Junior Burrough, Harold Deane
2000	Chris Williams
2002	Roger Mason, Jr., T. Watson
2003	Travis Watson
2006	Sean Singletary
2007	J.R. Reynolds, Sean Singletary
2008	Sean Singletary
2010	Syven Landesberg
2012	Mike Scott
2013	Joe Harris
2014	Joe Harris, Malcolm Brogdon
2015	Malcolm Brogdon, Justin Anderson
2016	Malcolm Brogdon (District POTY), Anthony Gill
2017	London Perrantes
2018	Kyle Guy, Devon Hal
2019	Kyle Guy, De'Andre Hunter, Ty Jerome
2020	Mamadi Diakite
2021	Sam Hauser, Jay Huff
2022	Jayden Gardner

USBWA DISTRICT COACH OF THE YEAR

Year	Coach
2012	Tony Bennett
2014	Tony Bennett
2015	Tony Bennett
2016	Tony Bennett
2018	Tony Bennett
2020	Tony Bennett

NABC ALL-DISTRICT

Year	Player
1993	Cory Alexander (2nd Team)
2002	Roger Mason, Jr. (1st Team), Travis Watson (2nd Team)
2003	Travis Watson (1st Team)
2007	J.R. Reynolds (1st Team), Sean Singletary (1st Team)
2008	Sean Singletary (1st Team)
2010	Syven Landesberg (1st Team)
2012	Mike Scott (1st Team)
2013	Joe Harris (1st Team)
2014	Joe Harris (2nd Team), Malcolm Brogdon (2nd Team)
2015	Malcolm Brogdon (1st Team), Justin Anderson (1st Team)
2016	Malcolm Brogdon (1st Team)
2017	London Perrantes (2nd Team)
2018	Kyle Guy (2nd Team), Devon Hall (2nd Team)
2019	Kyle Guy (1st Team), De'Andre Hunter (1st Team), Ty Jerome (2nd Team)
2020	Mamadi Diakite (2nd Team)
2021	Sam Hauser (2nd Team), Jay Huff (2nd Team)

NABC DISTRICT COACH OF THE YEAR

Year	Coach
2007	Dave Leitao
2014	Tony Bennett
2015	Tony Bennett
2018	Tony Bennett
2019	Tony Bennett



NBA PLAYERS

Player	Last UVA Year	NBA Teams
Cory Alexander	1995	San Antonio, Denver, Orlando, Charlotte
Justin Anderson	2015	Dallas, Philadelphia, Atlanta, Brooklyn, Indiana
Malcolm Brogdon	2016	Milwaukee, Indiana
Junior Burrough	1995	Boston
Rick Carlisle	1984	Boston, New York Knicks, New Jersey
John Crotty	1991	Utah, Cleveland, Miami, Portland, Seattle, Detroit
Mamadi Diakite	2020	Milwaukee, Oklahoma City
Kenton Edelin	1984	Indiana
Gus Gerard	1974	Denver, Buffalo, Detroit, Kansas City, San Antonio
Anthony Gill	2016	Washington
Kyle Guy	2019	Sacramento, Miami
Devon Hall	2019	Oklahoma City
Joe Harris	2014	Cleveland, Brooklyn
Sam Hauser	2021	Boston
Jay Huff	2021	Los Angeles Lakers
De'Andre Hunter	2019	Atlanta
Marc Iavaroni	1978	Philadelphia, San Antonio, Utah
Ty Jerome	2019	Phoenix, Oklahoma City, Golden State
Braxton Key	2020	Philadelphia, Detroit
Jeff Lamp	1981	Portland, Milwaukee, San Antonio, Los Angeles Lakers
Roger Mason, Jr.	2002	Chicago, Toronto, Washington, San Antonio, New York Knicks, New Orleans, Miami
Trey Murphy III	2021	New Orleans
London Perrantes	2017	Cleveland
Olden Polynice	1987	Seattle, Los Angeles Clippers, Detroit, Sacramento, Utah
Jamal Robinson	1997	Miami
Ralph Sampson	1983	Houston, Golden State, Sacramento, Washington
Mike Scott	2012	Atlanta, Washington, Los Angeles Clippers, Philadelphia
Sean Singletary	2008	Phoenix, Charlotte
Bryant Stith	1992	Denver, Boston, Cleveland
Mike Tobey	2016	Charlotte
Wally Walker	1976	Portland, Seattle, Houston
Othell Wilson	1984	Golden State, Sacramento

NBA HEAD COACHES

Player	NBA Teams
Rick Carlisle	Detroit (2001-03), Indiana (2003-07), Dallas (2008-present)
Marc Iavaroni	Memphis (2007-09)

NBA GENERAL MANAGERS

Player	NBA Teams
Wally Walker	Seattle (1994-2001)

NBA PRESEASON/SUMMER LEAGUE PLAYERS

Player	Last UVA Year	Player	Last UVA Year
Justin Anderson	2015	Sylvan Landesberg	2010
Darion Atkins	2015	Billy Langloh	1977
Elton Brown	2005	Lewis Lattimore	1981
Herb Busch	1959	Scott McCandlish	1972
Steve Castellani	1979	Jim Miller	1985
Frank DeWitt	1972	Akil Mitchell	2014
Mamadi Diakite	2020	Trey Murphy III	2021
Mustapha Farrakhan	2011	Cornel Parker	1994
Anthony Gill	2016	London Perrantes	2017
Kyle Guy	2019	Lee Raker	1981
Sam Hauser	2021	Craig Robinson	1983
Jay Huff	2021	Jack Salt	2019
Jeff Jones	1982	Tom Sheehy	1987
Andrew Kennedy	1987	Isaiah Wilkins	2018
Braxton Key	2020	Buzzy Wilkinson	1955

CAVALIERS IN THE NBA DRAFT

Player	Year	Round	Pick #	Team
Joe Noertker	1950	10	117	Washington Capitols
Buzzy Wilkinson	1955	3	18	Boston Celtics
Herb Busch	1959	5	36	New York Knicks
Jim Connelly	1967	8	89	Philadelphia 76ers
Norm Carmichael	1969	15	193	Atlanta Hawks
Chip Case	1969	18	211	Baltimore Bullets
Chip Case	1970	3	43	Buffalo Braves
Scott McCandlish	1972	9	130	Portland Trail Blazers
Frank DeWitt	1972	12	167	Buffalo Braves
Barry Parkhill	1973	1	15	Portland Trail Blazers
Gus Gerard	1975	3	50	Portland Trail Blazers
Wally Walker	1976	1	5	Portland Trail Blazers
Billy Langloh	1977	5	100	Boston Celtics
Marc Iavaroni	1978	3	55	New York Knicks
Steve Castellani	1979	7	130	Boston Celtics
Jeff Lamp	1981	1	15	Portland Trail Blazers
Lee Raker	1981	4	77	San Diego Clippers
Lewis Lattimore	1981	7	159	Milwaukee Bucks
Jeff Jones	1982	4	77	Indiana Pacers
Ralph Sampson	1983	1	1	Houston Rockets
Craig Robinson	1983	3	68	Boston Celtics
Othell Wilson	1984	2	35	Golden State Warriors
Rick Carlisle	1984	3	70	Boston Celtics
Kenton Edelin	1984	7	140	Indiana Pacers
Jim Miller	1985	6	129	Utah Jazz
Olden Polynice	1987	1	8	Chicago Bulls
Andrew Kennedy	1987	2	43	Philadelphia 76ers
Tom Sheehy	1987	4	70	Boston Celtics
Bryant Stith	1992	1	13	Denver Nuggets
Cory Alexander	1995	1	29	San Antonio Spurs
Junior Burrough	1995	2	33	Boston Celtics
Roger Mason, Jr.	2002	2	31	Chicago Bulls
Sean Singletary	2008	2	42	Sacramento Kings
Mike Scott	2012	2	43	Atlanta Hawks
Joe Harris	2014	2	33	Cleveland Cavaliers
Justin Anderson	2015	1	21	Dallas Mavericks
Malcolm Brogdon	2016	2	36	Milwaukee Bucks
Devon Hall	2018	2	53	Oklahoma City
De'Andre Hunter	2019	1	4	Los Angeles Lakers
Ty Jerome	2019	1	24	Philadelphia 76ers
Kyle Guy	2019	2	55	New York Knicks
Trey Murphy III	2021	1	17	Memphis Grizzlies

NBA CHAMPIONS

Player	Year	Team
Wally Walker	1977	Portland Trail Blazers
Wally Walker	1979	Seattle SuperSonics
Marc Iavaroni	1983	Philadelphia 76ers
Rick Carlisle	1986	Boston Celtics
Jeff Lamp	1988	Los Angeles Lakers
Rick Carlisle	2011	Dallas Mavericks (Head Coach)
Mamadi Diakite	2021	Milwaukee Bucks

NBA ROOKIE OF THE YEAR

Player	Year
Ralph Sampson	1984
Malcolm Brogdon	2017

NBA ALL-STAR GAME

Player	Year(s)
Ralph Sampson	1984, 1985, 1986, 1987

NBA ALL-STAR GAME MVP

Player	Year
Ralph Sampson	1985

ABA PLAYERS

Player	Last UVA Year	ABA Teams
Gus Gerard	1974	St. Louis Spirits, Denver Nuggets
Barry Parkhill	1973	Virginia Squires, St. Louis Spirits



CORY ALEXANDER

Year	Team	GP-GS	MPG	FG-FGA	FG%	3FG-3FGA	3FG%	FT-FTA	FT%	REB-Avg	AST	BLK	STL	PTS-Avg
1995-96	SAS	60-0	9.3	63-155	.406	26-66	.394	16-25	.640	42-0.7	121	2	27	168-2.8
1996-97	SAS	80-6	18.2	194-490	.396	94-252	.373	95-129	.736	123-1.5	254	16	82	577-7.2
1997-98	SAS-DEN	60-22	21.6	171-400	.428	66-176	.375	80-102	.784	146-2.4	209	11	70	488-8.1
1998-99	DEN	36-4	21.6	97-260	.373	30-105	.286	37-44	.841	74-2.1	119	5	35	261-7.3
1999-00	DEN	29-2	11.3	28-98	.286	9-35	.257	17-22	.773	42-1.4	58	2	24	82-2.8
2000-01	ORL	26-0	8.7	18-56	.321	4-16	.250	12-18	.667	25-1.0	36	0	16	52-2.0
2004-05	CHA	16-1	12.6	16-49	.327	8-19	.421	9-12	.750	29-1.8	37	1	9	49-3.1
CAREER		307-35	15.8	587-1508	.389	237-669	.354	266-352	.756	481-1.6	834	37	263	1677-5.5

JUSTIN ANDERSON

Year	Team	GP-GS	MPG	FG-FGA	FG%	3FG-3FGA	3FG%	FT-FTA	FT%	REB-Avg	AST	BLK	STL	PTS-Avg
2015-16	DAL	55-9	11.8	71-175	.406	22-83	.265	44-55	.800	132-2.4	29	25	19	208-3.8
2016-17	DAL-PHI	75-10	16.4	186-439	.424	58-194	.299	102-129	.791	245-3.3	66	23	41	532-7.1
2017-18	PHI	38-0	13.7	87-202	.431	34-103	.330	28-38	.737	93-2.4	25	7	15	236-6.2
2018-19	ATL	48-4	9.6	64-157	.408	24-77	.312	26-35	.743	84-1.8	23	13	22	178-3.7
2019-20	BKY	10-1	10.7	10-38	.263	6-29	.207	2-4	.500	21-2.1	8	6	0	28-2.8
2021-22	CLE-IND	16-6	19.8	36-95	.379	15-59	.254	15-19	.789	46-2.9	33	6	8	102-6.4
CAREER		242-30	13.6	454-1106	.410	159-545	.292	217-280	.775	621-2.6	184	80	105	1284-5.3

MALCOLM BROGDON

Year	Team	GP-GS	MPG	FG-FGA	FG%	3FG-3FGA	3FG%	FT-FTA	FT%	REB-Avg	AST	BLK	STL	PTS-Avg
2016-17	MIL	75-28	26.4	290-635	.457	78-193	.404	109-126	.865	213-2.8	317	12	84	767-10.2
2017-18	MIL	48-20	29.9	244-503	.485	62-161	.385	75-85	.882	156-3.3	152	13	41	625-13.0
2018-19	MIL	64-64	28.6	378-748	.505	104-244	.426	141-152	.928	288-4.5	205	13	46	1001-15.6
2019-20	IND	54-54	30.9	326-744	.438	75-230	.326	166-186	.892	262-4.9	381	10	35	893-16.5
2020-21	IND	56-56	34.5	444-980	.453	145-374	.388	153-177	.864	294-5.3	329	15	49	1186-21.2
2021-22	IND	36-36	33.5	243-543	.448	58-186	.312	143-167	.856	185-5.1	212	14	30	687-19.1
CAREER		333-258	30.2	1925-4153	.464	522-1388	.376	787-893	.881	1398-4.8	1596	77	285	5159-15.5

JUNIOR BURROUGH

Year	Team	GP-GS	MPG	FG-FGA	FG%	3FG-3FGA	3FG%	FT-FTA	FT%	REB-Avg	AST	BLK	STL	PTS/Avg
1995-96	BOS	61-3	8.1	64-170	.376	0-0	.000	61-93	.656	109-1.8	15	10	15	189-3.1
CAREER		61-3	8.1	64-170	.376	0-0	.000	61-93	.656	109-1.8	15	10	15	189-3.1

RICK CARLISLE

Year	Team	GP-GS	MPG	FG-FGA	FG%	3FG-3FGA	3FG%	FT-FTA	FT%	REB-Avg	AST	BLK	STL	PTS/Avg
1984-85	BOS	38-0	4.7	26-67	.388	0-2	.000	15-17	.882	21-0.6	25	0	3	67-1.8
1985-86	BOS	77-1	9.9	92-189	.487	0-10	.000	15-23	.652	77-1.0	104	4	19	199-2.6
1986-87	BOS	42-0	7.1	30-92	.326	5-16	.313	15-20	.750	30-0.7	35	0	8	80-1.9
1987-88	NYK	26-0	7.8	29-67	.433	6-17	.353	10-11	.909	13-0.5	32	4	11	74-2.8
1989-90	NJN	5-0	4.2	1-7	.143	0-3	.000	0-0	.000	0-0.0	5	1	1	2-0.4
CAREER		188-1	7.8	178-422	.422	11-48	.229	55-71	.775	141-0.8	201	9	42	422-2.2

JOHN CROTTY

Year	Team	GP-GS	MPG	FG-FGA	FG%	3FG-3FGA	3FG%	FT-FTA	FT%	REB-Avg	AST	BLK	STL	PTS/Avg
1992-93	UTA	40-0	6.1	37-72	.514	2-14	.143	26-38	.684	17-0.4	55	0	11	102-2.6
1993-94	UTA	45-0	7.0	45-99	.455	11-24	.458	31-36	.861	31-0.7	77	1	15	132-2.9
1994-95	UTA	80-0	12.7	93-231	.403	11-36	.306	98-121	.810	97-1.2	205	6	39	295-3.7
1995-96	CLE	58-4	10.6	51-114	.447	8-27	.333	62-72	.861	54-0.9	102	6	22	172-3.0
1996-97	MIA	48-0	13.7	79-154	.513	20-49	.408	54-64	.844	47-1.0	102	0	18	232-4.8
1997-98	POR	26-2	14.6	29-90	.322	6-20	.300	32-34	.941	32-1.2	63	1	10	96-3.7
1998-99	POR-SEA	27-0	14.1	51-124	.411	14-36	.389	43-50	.860	31-1.1	63	0	11	159-5.9
1999-00	DET	69-0	13.6	106-251	.422	33-80	.413	80-93	.860	75-1.1	128	5	27	325-4.7
2000-01	UTA	31-0	8.5	22-65	.338	4-7	.571	17-19	.895	28-0.9	34	0	6	65-2.1
2001-02	UTA	41-0	19.6	98-208	.471	31-69	.449	57-66	.864	75-1.8	141	1	19	284-6.9
2002-03	DEN	12-0	15.0	14-41	.341	4-13	.308	9-15	.600	15-1.3	29	0	3	41-3.4
CAREER		477-6	12.1	625-1449	.431	144-375	.384	509-608	.837	502-1.1	999	20	181	1903-4.0

MAMADI DIAKITE

Year	Team	GP-GS	MPG	FG-FGA	FG%	3FG-3FGA	3FG%	FT-FTA	FT%	REB-Avg	AST	BLK	STL	PTS-Avg
2020-21	MIL	14-1	10.1	16-40	.400	1-8	.125	11-14	.786	34-2.4	8	6	7	44-3.1
2021-22	OKC	13-3	14.5	25-47	.532	0-5	.000	6-11	.545	59-4.5	2	9	5	56-4.3
CAREER		27-4	12.2	41-87	.471	1-13	.077	17-25	.680	93-3.4	10	15	12	100-3.7

KENTON EDELIN

Year	Team	GP-GS	MPG	FG-FGA	FG%	3FG-3FGA	3FG%	FT-FTA	FT%	REB-Avg	AST	BLK	STL	PTS-Avg
1984-85	IND	10-1	14.3	4-13	.308	0-0	.000	3-8	.375	26-2.6	10	4	5	11-1.1
CAREER		10-1	14.3	4-13	.308	0-0	.000	3-8	.375	26-2.6	10	4	5	11-1.1

GUS GERARD

Year	Team	GP-GS	MPG	FG-FGA	FG%	3FG-3FGA	3FG%	FT-FTA	FT%	REB-Avg	AST	BLK	STL	PTS-Avg
1976-77	DEN-BUF	65	16.1	201-454	.443			78-117	.667	217-3.3	92	62	44	480-7.4
1977-78	BUF-BUF	57	15.6	170-395	.430			75-108	.694	160-2.8	53	25	36	415-7.3
1978-79	DET-KCK	58	8.0	84-194	.433			50-91	.549	98-1.7	21	13	20	218-3.8
1979-80	KCK	73	11.9	159-348	.457	1-3	.333	66-100	.660	177-2.4	43	26	41	385-5.3
1980-81	KCK-SAS	27	9.3	41-111	.369	0-4	.000	27-40	.675	67-2.5	15	9	10	109-4.0
CAREER		280	12.6	655-1502	.436	1-7	.143	296-456	.649	719-2.6	224	135	151	1607-5.7

ANTHONY GILL

Year	Team	GP-GS	MPG	FG-FGA	FG%	3FG-3FGA	3FG%	FT-FTA	FT%	REB-Avg	AST	BLK	STL	PTS-Avg
2020-21	WSH	26-4	8.4	30-60	.500	7-24	.294	13-16	.813	51-2.0	11	4	10	80-3.1
2021-22	WSH	44-0	10.4	62-109	.569	14-26	.538	42-52	.808	85-1.9	27	11	5	180-4.1
CAREER		70-4	9.7	92-169	.544	21-50	.420	55-68	.809	136-1.9	38	15	15	260-3.7

KYLE GUY

Year	Team	GP-GS	MPG	FG-FGA	FG%	3FG-3FGA	3FG%	FT-FTA	FT%	REB-Avg	AST	BLK	STL	PTS-Avg
2019-20	SAC	3-0	3.3	2-5	.400	0-3	.000	0-0	.000	1-0.3	1	0	0	4-1.3
2020-21	SAC	31-0	7.6	29-88	.330	16-42	.381	16-20	.800	35-1.1	32	0	6	87-2.8
2021-22	MIA	19-0	9.8	25-65	.400	14-40	.350	8-12	.667	17-0.9	17	1		



DEVON HALL

Year	Team	GP-GS	MPG	FG-FGA	FG%	3FG-3FGA	3FG%	FT-FTA	FT%	REB-Avg	AST	BLK	STL	PTS-Avg
2019-20	OKC	11-0	7.4	6-30	.200	4-17	.235	4-8	.500	7-0.6	13	1	4	20-1.8
CAREER		11-0	7.4	6-30	.200	4-17	.235	4-8	.500	7-0.6	13	1	4	20-1.8

JOE HARRIS

Year	Team	GP-GS	MPG	FG-FGA	FG%	3FG-3FGA	3FG%	FT-FTA	FT%	REB-Avg	AST	BLK	STL	PTS-Avg
2014-15	CLE	51-1	9.7	48-120	.400	31-84	.369	9-15	.600	41-0.8	26	2	7	136-2.7
2015-16	CLE	5-0	9.1	1-4	.250	1-4	.250	0-0	.000	3-0.6	2	0	0	3-0.6
2016-17	BKY	52-11	21.9	154-362	.425	85-221	.385	35-49	.714	147-2.8	54	8	30	428-8.2
2017-18	BKY	78-14	25.3	305-621	.491	150-358	.419	86-104	.827	260-2.4	128	20	35	846-10.8
2018-19	BKY	76-76	30.2	374-748	.500	183-386	.474	110-133	.827	291-3.8	181	17	38	1041-13.7
2019-20	BKY	69-69	30.8	381-784	.486	172-406	.424	64-89	.714	298-4.3	144	17	41	998-14.5
2020-21	BKY	69-65	31.0	357-707	.505	211-444	.475	49-63	.778	248-3.6	130	14	46	974-14.1
2021-22	BKY	14-14	30.2	56-124	.452	41-88	.466	5-6	.833	56-4.0	14	2	7	158-11.3
CAREER		414-250	25.6	1676-3470	.483	874-1991	.439	358-459	.780	1344-3.2	679	80	204	4584-11.1

SAM HAUSER

Year	Team	GP-GS	MPG	FG-FGA	FG%	3FG-3FGA	3FG%	FT-FTA	FT%	REB-Avg	AST	BLK	STL	PTS-Avg
2021-22	BOS	26-0	6.1	23-50	.460	19-44	.432	0-0	.000	29-1.1	10	2	1	65-2.5
CAREER		26-0	6.1	23-50	.460	19-44	.432	0-0	.000	29-1.1	10	2	1	65-2.5

JAY HUFF

Year	Team	GP-GS	MPG	FG-FGA	FG%	3FG-3FGA	3FG%	FT-FTA	FT%	REB-Avg	AST	BLK	STL	PTS-Avg
2021-22	LAL	4-0	5.0	0-3	.000	0-1	.000	0-0	.000	4-1.0	1	1	1	0-0.0
CAREER		4-0	5.0	0-3	.000	0-1	.000	0-0	.000	4-1.0	1	1	1	0-0.0

DE'ANDRE HUNTER

Year	Team	GP-GS	MPG	FG-FGA	FG%	3FG-3FGA	3FG%	FT-FTA	FT%	REB-Avg	AST	BLK	STL	PTS-Avg
2019-20	ATL	63-62	32.0	280-683	.410	108-304	.355	110-144	.764	286-4.5	113	18	44	778-12.3
2020-21	ATL	23-19	29.5	120-248	.484	31-95	.326	73-85	.859	110-4.8	44	12	19	344-15.0
2021-22	ATL	53-52	29.8	254-575	.442	74-195	.379	127-166	.765	176-3.3	68	21	36	709-13.4
CAREER		139-133	30.7	654-1506	.434	213-594	.359	310-395	.785	572-4.1	224	51	99	1831-13.2

MARC IAVARONI

Year	Team	GP-GS	MPG	FG-FGA	FG%	3FG-3FGA	3FG%	FT-FTA	FT%	REB-Avg	AST	BLK	STL	PTS-Avg
1982-83	PHI	80-77	20.2	163-353	.462	0-2	.000	78-113	.690	329-4.1	83	44	32	404-5.1
1983-84	PHI	78-71	19.6	149-322	.463	0-2	.000	97-131	.740	310-4.0	95	55	36	395-5.1
1984-85	PHI-SAS	69-43	19.3	162-354	.458	0-4	.000	87-128	.680	304-4.4	119	35	35	411-6.0
1985-86	SAS-UTA	68-9	14.9	110-244	.451	0-2	.000	76-115	.661	209-3.1	82	17	32	296-4.4
1986-87	UTA	78-0	10.8	100-215	.465	0-4	.000	78-116	.672	173-2.2	36	11	16	278-3.6
1987-88	UTA	81-71	15.3	143-308	.464	0-2	.000	78-99	.788	268-3.3	67	25	23	364-4.5
1988-89	UTA	77-50	10.3	72-163	.442	0-1	.000	36-44	.818	132-1.7	32	13	11	180-2.3
CAREER		531-321	15.8	899-1959	.459	0-17	.000	530-746	.710	1160-3.2	514	200	185	2328-4.4

TY JEROME

Year	Team	GP-GS	MPG	FG-FGA	FG%	3FG-3FGA	3FG%	FT-FTA	FT%	REB-Avg	AST	BLK	STL	PTS-Avg
2019-20	PHX	31-0	10.6	38-113	.336	14-50	.280	12-16	.750	46-1.5	44	3	15	102-3.3
2020-21	OKC	33-1	23.9	128-287	.446	71-168	.423	26-34	.765	91-2.8	120	6	20	353-10.7
2021-22	OKC	48-4	16.7	124-328	.378	54-186	.290	38-47	.809	78-1.6	109	5	30	340-7.1
CAREER		112-5	17.1	290-728	.398	139-404	.344	76-97	.784	215-1.9	273	14	65	795-7.1

BRAXTON KEY

Year	Team	GP-GS	MPG	FG-FGA	FG%	3FG-3FGA	3FG%	FT-FTA	FT%	REB-Avg	AST	BLK	STL	PTS-Avg
2021-22	PHI-DET	11-0	17.9	33-72	.458	6-21	.286	7-13	.538	50-4.5	11	11	10	79-7.2
CAREER		11-0	17.9	33-72	.458	6-21	.286	7-13	.538	50-4.5	11	11	10	79-7.2

JEFF LAMP

Year	Team	GP-GS	MPG	FG-FGA	FG%	3FG-3FGA	3FG%	FT-FTA	FT%	REB-Avg	AST	BLK	STL	PTS-Avg
1981-82	POR	54-0	11.4	100-196	.510	0-1	.000	50-61	.820	64-1.2	28	1	16	250-4.6
1982-83	POR	59-1	11.7	107-252	.425	1-6	.167	42-52	.808	76-1.3	58	3	20	257-4.4
1983-84	POR	64-0	10.3	128-261	.490	2-13	.154	60-67	.896	63-1.0	51	4	22	318-5.0
1985-86	MIL-SAS	74-2	17.9	245-514	.477	7-30	.233	111-133	.835	200-2.7	117	4	39	608-8.2
1987-88	LAL	3-0	2.3	0-0	.000	0-0	.000	2-2	1.000	0-0.0	0	0	0	2-0.7
1988-89	LAL	37-0	4.8	27-69	.391	2-4	.500	4-5	.800	34-0.9	15	2	8	60-1.6
CAREER		291-3	11.9	607-1292	.470	12-54	.222	269-320	.841	437-1.5	269	14	105	1495-5.1

ROGER MASON, JR.

Year	Team	GP-GS	MPG	FG-FGA	FG%	3FG-3FGA	3FG%	FT-FTA	FT%	REB-Avg	AST	BLK	STL	PTS-Avg
2002-03	CHI	17-0	6.6	11-31	.355	6-18	.333	2-2	1.000	12-0.7	12	0	4	30-1.8
2003-04	CHI-TOR	26-3	12.6	32-98	.327	13-39	.333	19-22	.864	31-1.2	31	6	11	96-3.7
2006-07	WAS	62-0	7.9	59-179	.330	33-102	.324	14-16	.875	45-0.7	35	6	13	165-2.7
2007-08	WAS	80-9	21.4	266-600	.443	130-327	.398	62-71	.873	130-1.6	134	18	40	724-9.1
2008-09	SAS	82-71	30.4	349-822	.425	166-394	.421	105-118	.890	251-3.1	173	12	40	969-11.8
2009-10	SAS	79-5	19.2	193-496	.389	88-264	.333	27-34	.794	162-2.1	137	14	30	501-6.3
2010-11	NYK	26-0	12.3	26-77	.338	16-44	.364	7-10	.700	43-1.7	20	2	6	75-2.9
2011-12	WAS	52-0	13.4	103-258	.399	59-154	.383	21-27	.778	69-1.3	47	5	13	286-5.5
2012-13	NO	69-13	17.7	132-305	.433	66-159	.415	39-43	.907	132-1.9	74	11	26	369-5.3
2013-14	MIA	25-2	10.4	25-67	.373	17-48	.354	7-7	1.000	22-0.9	19	1	6	74-3.0
CAREER		518-103	17.7	1,196-2933	.408	594-1549	.383	303-350	.866	897-1.7	677	75	189	3289-6.3

TREY MURPHY III

Year	Team	GP-GS	MPG	FG-FGA	FG%	3FG-3FGA	3FG%	FT-FTA	FT%	REB-Avg	AST	BLK	STL	PTS-Avg
2021-22	NOP	62-1	13.9	109-277	.394	71-186	.382	45-51	.882	147-2.4	38	7	23	334-5.4
CAREER		62-1	13.9	109-277	.394	71-186	.382	45-51	.882	147-2.4	38	7	23	334-5.5

JAMAL ROBINSON

Year	Team	GP-GS	MPG	FG-FGA	FG%	3FG-3FGA	3FG%	FT-FTA	FT%	REB-Avg	AST	BLK	STL	PTS-Avg
2000-01	MIA	6-0	12.0	3-22	.136	0-2	.000	0-0	.000	11-1.8	2	0	6	6-1.0
CAREER		6-0	12.0	3-22	.136	0-2	.000	0-0	.000	11-1.8	2	0	6	6-1.0

CAVALIERS IN THE NBA



2022-23 VIRGINIA MEN'S BASKETBALL

LONDON PERRANTES

Year	Team	GP-GS	MPG	FG-FGA	FG%	3FG-3FGA	3FG%	FT-FTA	FT%	REB-Avg	AST	BLK	STL	PTS-Avg
2017-18	CLE	14-0	4.7	2-13	.154	2-10	.200	3-5	.600	4-0-3	5	1	2	7-0.5
CAREER		14-0	4.7	2-13	.154	2-10	.200	3-5	.600	4-0-3	5	1	2	7-0.5

OLDEN POLYNICE

Year	Team	GP-GS	MPG	FG-FGA	FG%	3FG-3FGA	3FG%	FT-FTA	FT%	REB-Avg	AST	BLK	STL	PTS-Avg
1987-88	SEA	82-0	13.2	118-254	.465	0-2	.000	101-158	.639	330-4.0	33	26	32	337-4.1
1988-89	SEA	80-0	10.4	91-180	.506	0-2	.000	51-86	.593	206-2.6	21	30	37	233-2.9
1989-90	SEA	79-7	13.7	156-289	.540	1-2	.500	47-99	.475	300-3.8	15	21	25	360-4.6
1990-91	SEA-LAC	79-30	26.5	316-564	.560	0-1	.000	146-252	.579	553-7.0	42	32	43	778-9.8
1991-92	LAC	76-65	24.1	244-470	.519	0-1	.000	125-201	.622	536-7.1	46	20	45	613-8.1
1992-93	DET	67-18	19.4	210-428	.491	0-1	.000	66-142	.465	418-6.2	29	21	31	486-7.3
1993-94	DET-SAC	68-65	35.3	346-662	.523	0-2	.000	97-191	.508	809-11.9	41	67	42	789-11.6
1994-95	SAC	81-81	31.3	376-691	.544	1-1	1.000	124-194	.639	725-9.0	62	52	48	877-10.8
1995-96	SAC	81-80	30.1	431-818	.527	1-3	.333	122-203	.601	764-9.4	58	66	52	985-12.2
1996-97	SAC	82-82	35.3	442-967	.457	0-6	.000	141-251	.562	772-9.4	178	80	46	1025-12.5
1997-98	SAC	70-25	20.8	249-542	.459	0-1	.000	52-115	.452	439-6.3	107	45	37	550-7.9
1998-99	SEA	48-47	30.9	169-358	.472	1-1	1.000	29-94	.309	425-8.9	43	30	20	368-7.7
1999-00	UTA	82-79	22.2	203-398	.510	1-2	.500	28-90	.311	453-5.5	37	84	30	435-5.3
2000-01	UTA	81-79	20.0	206-415	.496	0-1	.000	17-65	.262	378-4.7	31	77	27	429-5.3
2003-04	LAC	2-0	6.0	0-0	.000	0-0	.000	0-0	.000	2-1.0	1	0	1	0-0.0
CAREER		1058-658	23.5	3557-7036	.506	5-26	.192	1146-2141	.535	7110-6.7	744	651	516	8265-7.8

RALPH SAMPSON

Year	Team	GP-GS	MPG	FG-FGA	FG%	3FG-3FGA	3FG%	FT-FTA	FT%	REB-Avg	AST	BLK	STL	PTS-Avg
1983-84	HOU	82-82	32.8	716-1369	.523	1-4	.250	287-434	.661	913-11.1	163	197	70	1700-21.0
1984-85	HOU	82-82	37.6	753-1499	.502	0-6	.000	303-448	.676	853-10.4	224	168	81	1829-22.1
1985-86	HOU	79-76	36.3	624-1280	.488	2-15	.133	241-376	.641	879-11.1	283	129	99	1491-18.9
1986-87	HOU	43-32	30.8	277-566	.489	0-3	.000	118-189	.624	372-8.7	120	58	40	672-15.6
1987-88	HOU-GSW	48-44	34.6	299-682	.438	2-11	.182	149-196	.760	462-9.6	122	88	41	749-15.6
1988-89	GSW	61-36	17.8	164-365	.449	3-8	.375	62-95	.653	307-5.0	77	65	31	393-6.4
1989-90	SAC	26-7	16.0	48-129	.372	1-4	.250	12-23	.522	84-3.2	28	22	14	109-4.2
1990-91	SAC	25-4	13.9	34-93	.366	1-5	.200	5-19	.263	111-4.4	17	17	11	74-3.0
1991-92	WAS	10-0	10.8	9-29	.310	0-2	.000	4-6	.667	30-3.0	4	8	3	22-2.2
CAREER		456-363	29.8	2924-6012	.486	10-58	.172	1181-1786	.661	4011-8.8	1038	752	390	7039-15.4

MIKE SCOTT

Year	Team	GP-GS	MPG	FG-FGA	FG%	3FG-3FGA	3FG%	FT-FTA	FT%	REB-Avg	AST	BLK	STL	PTS-Avg
2012-13	ATL	40-1	9.4	70-147	.476	0-1	.000	43-56	.768	110-2.8	12	2	4	183-4.6
2013-14	ATL	80-6	18.5	301-628	.479	62-200	.310	103-132	.780	284-3.6	75	7	30	767-9.6
2014-15	ATL	68-0	16.5	201-453	.444	66-192	.344	61-77	.792	199-2.9	75	3	25	529-7.8
2015-16	ATL	75-0	15.3	176-376	.468	62-158	.392	50-63	.794	206-2.7	78	17	25	464-6.2
2016-17	ATL	18-0	10.8	17-58	.293	4-27	.148	7-8	.875	37-2.1	17	3	4	45-2.5
2017-18	WAS	76-1	18.5	276-524	.527	66-163	.405	50-76	.658	247-3.3	80	10	23	668-8.8
2018-19	LAC-PHI	79-3	17.7	168-420	.400	101-252	.401	22-33	.667	276-3.5	66	13	26	459-5.8
2019-20	PHI	68-11	17.8	149-350	.426	80-217	.369	30-37	.811	248-3.6	56	5	21	408-6.0
2020-21	PHI	51-12	16.7	76-211	.360	53-155	.342	8-12	.667	120-2.4	40	14	24	213-4.2
CAREER		555-34	16.5	1434-3168	.453	494-1365	.362	374-494	.757	1727-3.1	499	74	182	3736-6.7

SEAN SINGLETARY

Year	Team	GP-GS	MPG	FG-FGA	FG%	3FG-3FGA	3FG%	FT-FTA	FT%	REB-Avg	AST	BLK	STL	PTS-Avg
2008-09	PHO-CHA	37-2	8.2	31-85	.365	10-25	.400	18-21	.857	35-0.9	29	0	11	90-2.4
CAREER		37-2	8.2	31-85	.365	10-25	.400	18-21	.857	35-0.9	29	0	11	90-2.4

BRYANT STITH

Year	Team	GP-GS	MPG	FG-FGA	FG%	3FG-3FGA	3FG%	FT-FTA	FT%	REB-Avg	AST	BLK	STL	PTS-Avg
1992-93	DEN	39-12	22.2	124-278	.446	0-4	.000	99-119	.832	124-3.2	49	5	24	347-8.9
1993-94	DEN	82-82	34.8	365-811	.450	2-9	.222	291-351	.829	349-4.3	199	16	116	1023-12.5
1994-95	DEN	81-51	28.8	312-661	.472	20-68	.294	267-324	.824	268-3.3	153	18	91	911-11.2
1995-96	DEN	82-77	34.3	379-912	.416	41-148	.277	320-379	.844	400-4.9	241	16	114	1119-13.6
1996-97	DEN	52-52	34.4	251-603	.416	70-182	.385	202-234	.863	217-4.2	133	20	60	774-14.9
1997-98	DEN	31-15	23.2	75-225	.333	10-48	.208	75-86	.872	65-2.1	50	8	21	235-7.6
1998-99	DEN	46-32	26.0	114-290	.393	31-106	.292	61-71	.859	107-2.3	82	15	28	320-7.0
1999-00	DEN	45-6	15.4	86-189	.455	17-56	.304	64-77	.831	84-1.9	61	12	18	253-5.6
2000-01	BOS	78-73	32.1	245-611	.401	91-242	.376	175-207	.845	284-3.6	168	14	93	756-9.7
2001-02	CLE	50-5	13.3	70-188	.372	24-68	.353	44-52	.846	85-1.7	42	6	29	208-4.2
CAREER		586-405	28.0	2021-4768	.424	306-931	.329	1598-1900	.841	1983-3.4	1178	130	594	5946-10.1

MIKE TOBEY

Year	Team	GP-GS	MPG	FG-FGA	FG%	3FG-3FGA	3FG%	FT-FTA	FT%	REB-Avg	AST	BLK	STL	PTS-Avg
2016-17	CHA	2-0	12.5	1-4	.250	0-0	.000	0-0	.000	3-1.5	1	0	0	2-1.0
CAREER		2-0	12.5	1-4	.250	0-0	.000	0-0	.000	3-1.5	1	0	0	2-1.0

WALLY WALKER

Year	Team	GP-GS	MPG	FG-FGA	FG%	3FG-3FGA	3FG%	FT-FTA	FT%	REB-Avg	AST	BLK	STL	PTS-Avg
1976-77	POR	66	9.5	137-305	.449			67-100	.670	108-1.6	51	2	14	341-5.2
1977-78	POR-SEA	77	14.3	204-461	.443			75-120	.625	219-2.8	77	10	26	483-6.3
1978-79	SEA	60	16.2	168-343	.490			58-96	.604	177-3.0	69	26	12	394-6.6
1979-80	SEA	70	12.1	139-274	.507	0-0	.000	48-64	.750	170-2.4	53	4	21	326-4.7
1980-81	SEA	82	21.9	290-626	.463	0-3	.000	109-169	.645	315-3.8	122	15	53	689-8.4
1981-82	SEA	70-70	28.1	302-629	.480	0-2	.000	90-134	.672	305-4.4	218	28	36	694-9.9
1982-83	HOU	82-59	27.5	362-806	.449	1-4	.250	72-116	.621	373-4.5	199	22	37	797-9.7
1983-84	HOU	58-18	10.6	118-241	.490	2-6	.333	6-18	.333	92-1.6	55	4	17	244-4.2
CAREER		565-147	18.0	1720-3685	.467	3-15	.200	525-817	.643	1759-3.1	844	111	216	3968-7.0

OTHELL WILSON

Year	Team	GP-GS	MPG	FG-FGA	FG%	3FG-3FGA	3FG%	FT-FTA	FT%	REB-Avg	AST	BLK	STL	PTS-Avg
1984-85	GSW	74-23	17.0	134-291	.460	3-16	.188	54-76	.711	131-1.8	217	12	77	325-4.4
1986-87	SAC	53-2	14.9	82-185	.443	3-18	.167	43-54	.796	81-1.5	207	4	42	210-4.0
CAREER		127-25	16.1	216-476	.454	6-34	.176	97-130	.746	212-1.7	424	16	119	535-4.2



ALL-TIME LETTERWINNERS

Abbott, Robert H. 1935-36-37
 Abdur-Rahim, Jabri 2021
 Abel, Bradley P. 2004
 Adkins, Paul © 1958-59-60
 Addington, Gus N. 1949
 Alexander, Christopher T. (Chris) © 1993-94-95-96
 Alexander, Cory L. © 1992-93-95
 Alexander, Courtney J. 1996-97
 Allen, Frank © 1948-49-50-51
 Altomos, Bob 1946-48
 Anderson, Justin L. 2013-14-15
 Anthony, Marco J. 2018-19
 Aritt, Fletcher, Jr. 1963-64
 Atkins, Darion R. © 2012-13-14-15

Bailey, Joseph W., Jr. 1916-17-20
 Bair, Brent © 1988-89
 Badochhi, Francesco H. 2019
 Baker, Calvin © 2008-09-10
 Bannister, T.J. 2004-05-06
 Baptist, Dwight 1946
 Barnes, Yuri A. 1992-93-94-95
 Barnette, Taylor 2013
 Bartley, Justice B. 2016-18
 Batts, Bill 1987-88
 Beekman, Reece 2021-22
 Berman, Joe 1970
 Bernard, Richard R. 1938
 Berner, William 1950
 Billet, Todd A. © 2003-04
 Blackwell, John D. 1939-40
 Blankin, Grant L., Jr. 1943
 Blankin, Lester © 1947-48
 Blanks, Lance 1986-87
 Blundin, Matt © 1988-89-90-91
 Board, William H.J. 1939-40
 Boninti, Andrew (Andy) © 1973-74-75
 Bonner, Daniel (Dan) © 1973-74-75
 Bokker, Ned 1934-35-36
 Brandenburg, John 2009
 Briscoe, Tom 1975-76-77-78
 Brogdon, Malcolm M. © 2012-14-15-16
 Browman, Douglas R., Jr. (Doug) 2010-11-12-13
 Brown, Elton E., Jr. © 2002-03-04-05
 Brown, Percy Houston 1926-28-29-30
 Brown, William A. © 1924-25-26-27
 Buchanan, Landon G. 1940-41
 Burlage, Gerry 1952-53
 Burnett, Lucien 1944-45
 Burns, Fletcher Andrew (Andy) 2007-08
 Burrough, Thomas (Junior) © 1992-93-94-95
 Busch, Herbert (Herb) 1957-58-59
 Byars, Derrick J. 2003-04

Cabell, Robert © 1926-27-28-29-30
 Caffaro, Francisco 2020-21-22
 Cain, Jason E. 2004-05-06-07
 Caldwell, Jack 1952
 Caldwell, Mac © 1963-64-65
 Caldwell, Rufus 1951
 Calloway, Tom 1985-86-87
 Cameron, Ewan Donald 1909-10
 Campbell, John Lile © 1913-14
 Campbell, William R. 2003-04-05-06
 Campbell, Willis C., Jr. 1938
 Carlisle, Rick © 1983-84
 Carmichael, Norm © 1967-68-69
 Carpenter, Dean 1979-80-82
 Carr, Lamont 1975-76
 Carrington, Richard A., Jr. 1922
 Case, Donald (Chip) © 1967-69-70
 Case, George 1947
 Casey, William 1953-54
 Castellani, Steve 1976-77-78-79
 Churchman, Charles J. © 1912-13-17-20
 Clark, Jason D. © 2002-03-04
 Clark, Kihel I. 2019-20-21-22
 Clay, Allan 1944-45
 Cleary, Donald M. © 1945-47
 Clements, Edwin M. 1943
 Cohen, Irwin R. 1937-38
 Coleman, Chase 2020-21-22
 Collins, Louis 1981
 Conn, Julius 1926
 Connelly, James (Jim) © 1965-66-67
 Conner, Andrew 1936-37
 Conner, Hunter (Chip) © 1962-63-64

Cooke, David © 1952-53-54
 Cooke, Mark 1987-88-89-90
 Cooper, Jerry 1955-56-57
 Copp, John 1951
 Cox, Lucien J. 1934
 Crane, Robert B. 1941
 Cross, Darren 1980
 Crotty, John © 1988-89-90-91
 Curtis, Michael A. (Mike) © 1995-96-97-98

Dabbs, Brent 1989
 Daniel, Jeff © 1986-88-89-90
 Davis, Robert 1965
 Deane, Harold A. 1994-95-96-97
 Deasey, Matt 2006
 Delafield, James P. 1930-31-32
 Densmore, Walter © 1959-60-61
 Dersch, William L. (Willie) © 1997-98-99-00
 DeWitt, Frank © 1970-71-72
 Diakite, Mamadi 2017-18-19-20
 Diane, Mamadi © 2006-07-08-09
 Dittrich, Andrew Charles © 1915-16-17
 Dohner, John © 1951-52-53
 Dondon, Stephane 2000-01
 Dowling, Jason D. 1999-00-01-02
 Drummond, Alton 1972-73-74
 Ducharme, Colin R. © 1997-98-00
 Dulaney, Henry Rozier, Jr. 1911-12
 Dunn, J.W. 1919-20-21-22
 Dyslin, John 1985-86-87

Edelin, Kenton © 1982-83-84
 Edmunds, James E., III © 1936-37-38
 Eikenberry, Mike 1968
 Eller, John 1962
 Elliott, Carlton B. 1949
 Ellsworth, Percy D. 1994-95
 Engel, Eugene (Gene) © 1961-62-63
 English, John 1968-69
 Eschilson, Lee 1953
 Evans, Jontel © 2010-11-12-13

Farina, Louis D. 1960
 Farrakhan, Mustapha © 2008-09-10-11
 Fayonsky, Sam William 1927
 Feynert, William C. 1942-43
 Feldman, Armand S. 1938-39-40
 Fishburne, Junius R. 1937
 Flamm, Eugene 1961-62-63
 Floriani, Bernie 1991
 Forbes, Gary O. 2004-05
 Ford, Blair 1991
 Forkin, Michael (Mike) 2005-06
 Fox, Clifford 1944
 Fraley, Roger D. 1942-43
 Franklin, Armaan 2022
 Frazier, Maleek E. 2014-15
 Friedberg, Samuel 1927
 Friel, Keith M. © 2000-01
 Fulton, Otis 1976-77-79
 Fulton, William B. 1969

Gamble, Charles 1952-53-54
 Gammon, Frank Audley 1915
 Gannaway, A.C. 1916
 Gardner, Jayden 2022
 Gates, Terry 1979-80-81
 Gerard, Daniel J. (Gus) 1973-74
 Gerry, Lawrence 1972-73
 Gerry, William D. © 1969-70-71
 Gidding, John 1968-69
 Gill, Anthony R. © 2014-15-16
 Gill, Barney 1950
 Gill, Robert J. 1912-13
 Gist, Harold Howard 1934-35-37
 Glading, William D. 2004
 Gladstone, Bret L. 2002
 Goble, Kenneth 1963-64-65
 Gordon, Julian 1935
 Graham, Samuel D. 1943
 Grattan, George 1953-54
 Graves, Robert J. 1992-93-94
 Greenberg, Michael 1963
 Grimes, George I. 1943
 Gross Jr., Trevon D. 2017-18
 Guy, Kyle J. 2017-18-19

Hall, Adam T. © 1999-00-01-02
 Hall, Thomas S. 1924
 Hall, Devon H. © 2015-16-17-18
 Hand, Donald B. © 1998-99-00-01
 Haner, John 1958-59-60
 Hankins, Langdon Fleming © 1919-20-21-22
 Hanson, Robert A. 1938
 Harbour, Raleigh 1999
 Harder, Keith 1944
 Hare, Josh M. 1999-00-01
 Hardy, Robert 1956-57
 Harman, William B. © 1939-40-41
 Harper, Jermaine 2002-03
 Harrell, Keyion Tobias (KT) 2011
 Harrell-Edge, Greg 2003
 Harris, Joseph M. (Joe) © 2011-12-13-14
 Harris, William M. (Will) 2007-08
 Harrison, Carrington 1931-32-33
 Harrison, John © 1928-29-30
 Hasbrouck, John 1961
 Hatcher, Robert Vance © 1919-20-21-22
 Hauser, Sam 2021
 Havlicek, Chris E. © 1991-92-93-94
 Heurich, Robert G. 1945-46
 Hicks, Tom 1978-79
 Hill, John 1970
 Hoard, Gilbert 1947
 Hobgood, James (Jim) © 1971-72-73
 Hodgson, H. 1932
 Holland, Howard A. © 1924-25-26-27
 Hooper, Gilbert 1949-50-51
 Horsley, Shelton 1949
 Hudson, Reginald 1931-32-33
 Huff, Jay M. 2018-19-20-21
 Hunter, De'Andre, J. 2018-19
 Hunter, Kristopher J. 1997-98-99
 Hutcheson, Jesse 1946
 Hyde, Jack E. 1929-30

Iavaroni, Marc © 1975-76-77-78
 Ingle, James A. 1917

Jackey, William 1961
 Jarvis, Steve 1961-62-63
 Jefferson, Garland © 1977-78-79-80
 Jeffries, Ted © 1990-91-92-93
 Jenifer, Keith 2002
 Jennings, Otto Dunkel © 1918-19-20
 Jerome, Ty J. 2017-18-19
 Jesperson, Paul D. 2012-13
 Johnson, Derrick 1991-92
 Johnson, James P. 2011
 Johnson, John © 1985-86-87-88
 Johnson, Kenny © 1982-83-84-85
 Johnson, Nigel 2018
 Johnson, Thomas Griffith 1933
 Jones, Archer Gracchus 1928-29-30
 Jones, Jeff © 1979-80-81-82
 Jones, Jeffrey R., Jr. (Jeff) 2014-15-16
 Jones, Jeffrey, Jr. (Jeff) 2008-09-10
 Jones, Teven 2013-14
 Jonke, Thomas (Tom) 2010
 Joseph, Adrian © 2005-06-07-08

Katos, Michael (Mike) © 1966-67-68
 Katstra, Austin 2018-19-20-21
 Katstra, Dirk © 1988-89-90-91
 Katstra, Richard 1963-64
 Kearns, Edward White © 1912
 Kemper, Robert 1948
 Kendall, Charles R. 1941
 Kennedy, Andrew © 1986-87
 Kennedy, Mel 1985-86-87-88
 Kennelly, Kevin 1969-70
 Key, Braxton 2019-20
 Keywan, George 1938-39-40
 Kinn, Anthony 1968-69
 Kirby, Terry 1990-91
 Kirven, James C. (Caid) 2013-14-15-16
 Klein, Jeff 1978-79-80-81
 Kody, Thomas 2010
 Koesters, Dave 1975-76-77-78
 Kollmansperger, Charles 1951-52
 Koval, Barry 1968

ALL-TIME LETTERWINNERS



2022-23 VIRGINIA MEN'S BASKETBALL

Laird, Edmund George	1926-27	Nelson, Robert Burnwell	1934	Soroye, Olatunji (<i>Tunji</i>) ©	2005-06-07-08-09
Laird, William	1959-60	Newburg, Doug	1980-82-83	Speer, Ward ©	1944-45-46-47
Lambiotte, Jay	1962-63	Newlen, Mark	1975-76-77	Spohn, Gary	1962-63-64
Lambiotte, Ken	1983-84	Nickels, William A., Jr.	1914-15-16	Spratt, Harry Lee	1912
Lamp, Jeff ©	1978-79-80-81	Nistad, Peter	1938-39	Spurlock, Tristan	2010
Landesberg, Sylvan	2009-10	Nixon, Jayden I.	2019-20-21-22	Stahurski, Lanny	1972-73-74
Lemcke, Cade	1999-00	Noe, Charles W. ©	1945-46-47-48	Stanley, Bolling C.	1924
Langloh, William (<i>Billy</i>) ©	1974-75-76-77	Noertker, Joe ©	1947-48-49-50	Stant, Fred	1966-67
Laquintano, Anthony (<i>Tony</i>) ©	1960-61-62	Nolan, Norman ©	1995-96-97-98	Staples, Curtis J. ©	1995-96-97-98
Larsen, Ben	1946	Nolte, Evan O.	2013-14-15-16	Stattmann, Kody W.	2019-20-21-22
Lattimore, Lewis	1980-81	O'Bryan, Michael ©	1958	Steinberg, Harry Charles	1930-31
Laurens, Rutledge	1915	Oliver, Anthony ©	1989-90-91-92	Stewart, Corey	1991-92
Laws, Garrett	1967-68	Olsen, Lloyd T.	1937-38	Stewart, George A.	1943
Leighton, Beach	1946	Osisek, Stephen	1950	Stickley, Wellington Ewart ©	1913-14-15-16
Lemcke, Cade A.	1999-00	Oppleman, Isodore P.	1922	Stith, Broderick Jamal (B.J.)	2015
Lettice, John	1966	Owens, Michael (<i>Mike</i>) ©	1977-78-79-80	Stith, Bryant ©	1989-90-91-92
Livick, Harrison	1951	Pandak, William ©	1946-47-48-49	Stobbs, Richard	1957-58-59
Lloyd, Brandon	1999	Pappa, Don	1945	Stokes, Robert (<i>Bobby</i>) ©	1976-77-78-79
Lodge, Robert I.	2003-04	Parker, Cornel E. ©	1991-92-93-94	Stokes, Ricky ©	1981-82-83-84
Lotts, Richard	1954-55	Parkhill, Barry ©	1971-72-73	Stouder, David C.	1929-30
Lowman, Albert H. ©	1940-41	Patton, James D.	1943	Strickler, LeRoy ©	1938-39
Luck, James Malcolm (<i>Mack</i>)	1914-15	Peabody, James R., Jr.	1936	Strickling, Charles William ©	1914-15-16
Lyman, Charles Vernon	1913	Pearre, Austin	1954-55-56	Sturm, Henry J. ©	1933-34-35
Lyons, Gregory R.	1998-99-01	Perrantes, London T. ©	2014-15-16-17	Tat, Solomon ©	2007-08-09-10
MacBeth, Peter	1979	Perry, Marvin B., Jr.	1940	Thomas, William Talley	1930-31
Mackall, Charles	1927	Pettinella, Ryan	2007-08	Thomas, W.C.	1932
Mahood, Alexander Maitland	1922	Pettway, William B. ©	1918-19-20-21	Thompson, Darius J.	2016-17
Male, Evan J. ©	1935-36-37	Pickett, Robert	1948	Tobey, Michael E. (<i>Mike</i>)	2013-14-15-16
Manley, Robert E.J. ©	1930-31-32	Pickett, William V., Jr. ©	1942-43-44-45	Tucker, Jamil	2007-08-09
Mapp, Majestic A. ©	2000-03-04	Poindexter, Malachi	2021-22	Tully, Brian	1974-75
Marcaccini, Monte	1997-98	Polynice, Olden ©	1984-85-86	Turner, Kenny ©	1988-89-90-91
Marrett, Joseph D. ©	1933-34-35	Powell, Michael L.	1994	Tyler, W. Henry	1926-28-29
Martin, Marcus	1999	Presley, Darryl L.	1996	Underwood, Cecil	1955-56-57
Martin, Tim	1985-87-88	Preston, William R.	1940-41-42	Vander Laan, Nick	2003
Mason, Roger P., Jr. ©	2000-01-02	Price, Ron	1988	Via, Earl	1915-16-21
Mathis, J.C.	2001-02	Raker, Lee ©	1978-79-80-81	Via, Warren	1927-28-29
Mayo, Lemuel E. ©	1930-31-32	Rash, Timothy	1970-71-72	Vogel, Emmanuel	1929
McAndrew, Craig G.	1997-98	Reams, Hugh	1966-67	Vozenilek, William Robert (Rob)	2012-14-15
McBratney, William E.	1943-44-45	ReDavid, Louis F.	1939	Waddell, William Wert	1915-16
McCandlish, Scott ©	1970-71-72	Redd, Vincent A.	2004	Wafe, Teed	1965
McCann, William ©	1939-40-41	Regan, William L.	2011	Walker, Wally ©	1973-74-75-76
McCarty, Robert ©	1954-55-56	Reuter, Jarred R.	2016-17	Walp, Paul ©	1924-25-26
McCorkle, Carson	2021-22	Reynolds, J.R. ©	2004-05-06-07	Walton, Martin L.	1994-95-96-97
McCoy, Thomas Augustus	1924-25-26	Richard, Ron	1947-48-49	Watkins, Maurice D.	1993-95-96
McCurdy, Robert	1972	Riggs, Harry	1944	Watson, C. Chezley	1998-99
McGahren, Chris	2022	Rixey, Eppa, Jr.	1912-14	Watson, Travis J. ©	2000-01-02-03
McKeag, Robert ©	1972-73-74	Rixey, William ©	1913-14-16-17-18	Welfley, William	1941
McKoy, Justin	2020-21	Roach, Melvin	1953	White, James L.	1915-16-17
McLaughlin, Peter W. (<i>Pete</i>) ©	1995-96-97-98	Robbins, Ralph	1942-43	Wilcox, Mac	1965
Mead, Frank D. ©	1926-27-28	Roberts, J. Ed.	1929-30	Wilkes, Michael	1968-69
Meade, Edwin B.	1918-20	Robinson, Craig	1980-81-82-83	Wilkins, Isaiah L. ©	2015-16-17-18
Merle, A.W.	1929	Robinson, Jamal T. ©	1994-95-96-97	Wilkinson, Richard (<i>Buzzy</i>) ©	1953-54-55
Merrifield, Dan ©	1982-83-84-85	Rockelein, Whitey	1964	Williams, Charles Laval	1910
Metcalfe, Rob	1987	Rogers, Jason R. ©	2000-01-02-03	Williams, Christopher (<i>Chris</i>) ©	1999-00-01-02
Metheny, Chase M.	1996-97-98	Rogers, Orlin W.	1933-34-35	Williams, Curtis	1989
Metzger, William ©	1957-58-59	Rogers, Thomas C.	2011-12-13-14	Williams, Robert	2003
Meyer, Bernard	1964-65	Ryder, Jack	1951	Williford, Jason D. ©	1992-93-94-95
Meynsse, Jerome ©	2007-08-09-10	Salt, Jack M.	2016-17-18-19	Wilson, David C.	1943
Middleton, John	1954	Sampson, Ralph ©	1980-81-82-83	Wilson, Othell ©	1981-82-83-84
Mikalauskas, Laurynas	2006-07-08	Sanders, Foster (<i>Jerry</i>) ©	1964-65-66	Wilson, Shawn T.	1991-92-93-94
Igor Milicic Jr.	2022	Schetlick, Edward	1974-76-78	Wiltshire, Richard W. ©	1941-42-43
Millen, Robert S. ©	1927-28-29	Schneider, Thomas Erwin	1918-20	Woldentensae, Tomas	2020-21
Miller, Clifton M. ©	1924-25	Schroeder, Clifford	1945-46	Wrenn, McDonald Ed	1924-25-26-27-28
Miller, Jim ©	1982-83-84-85	Schroeder, John	1966	Yoos, Walker	1948-49-50
Miller, Louis F. (<i>Chip</i>)	1970-71-72	Scott, James (<i>Mike</i>) ©	2008-09-10-11-12	Young, Sidney ©	1931-32-33
Miller, Ronald ©	1960-61-62	Scott, Tom	1951	Young, Maurice A.	2001
Miller, William ©	1955-56-57	Sefcik, Robert	1974-76	Zavash, F.X.	1952
Minter, Donte K.	2004-05	Sene, Assane ©	2009-10-11-12	Zeglinski, Samuel (<i>Sammy</i>) ©	2008-09-10-11
Mitchell, Akil A. ©	2011-12-13-14	Sexton, Thomas Kennerly	1922	Zeisberg, Fred C., Jr.	1935-36-37
Mitchell, Angus P.	2012	Shayok, Marial	2015-16-17	© - indicates a team captain	
Mitchell, Rahsaan (<i>Rock</i>)	1993	Shedrick, Kadin	2021-22	This list of players who have been awarded the Virginia monogram for at least one season. Each year listed is the season the person earned a varsity letter.	
Mohl, Victor ©	1950-51-52	Sheehey, Tom L. ©	1984-85-86-87		
Morgan, Richard ©	1986-87-88-89	Sherrill, William (<i>Will</i>) ©	2008-09-10-11		
Morris, Alfred	1951	Shiembob, Drew	2006		
Morris, Louis	1947-48-49-50	Siewers, John ©	1957-58-59		
Morris, Stephen ©	1972-73-74	Simms, Darrick	1985-86-87-88		
Morsell, Casey	2020-21	Singletary, Sean ©	2005-06-07-08		
Mortell, Robert	1958-59-60	Smith, Devin M. ©	2003-04-05		
Mullen, Tim ©	1982-83-84-85	Smith, Doug ©	1990-91-92-93		
Murphy, Trey	2021	Smith, Downing L.	1939		
Murray, Taine	2022	Smith, Joseph	1967		
Nacey, Hank	2004-05	Smith, Raymond ©	1934-35-36		
Naponick, John	1966-67	Smith, Walters C. ©	1938-39-40		
Napper, William	1977	Solomon, Anthony	1984-85-86-87		
Nelligan, Wistar	1956-58				



ALL-TIME JERSEY NUMBERS SINCE 1960

0

Doug Browman (2012-2013)
Devon Hall (2014-18)
Kihei Clark (2019-)

1

Will Harris (2007)
Jeff Jones (2008-2009)
Jontel Evans (2010-2013)
Justin Anderson (2014-2015)
Austin Nichols (2017)
Francesco Baddochi (2018)
Jabri Abdur-Rahim (2021)
Jayden Gardner (2022-)

2

J.R. Reynolds (2004-2007)
Mustapha Farrakhan (2008-11)
Paul Jespersion (2012-2013)
B.J. Stith (2015)
Justice Bartley (2016-18)
Braxton Key (2019-20)
Reece Beekman (2021-)

3

Ron Miller (1960-61)
Gary Spohn (1962-63)
Jeff Crackel (1966)
Charlie Johnson (1967)
Tony Kinn (1968-69)
Tom Bagby (1969-1971)
Jeff Lamp (1978-1981)

4

Ken Sanders (1960)
Jim Miller (1982-1985)
Rob Metcalf (1987-1988)
Matt Nichols (1989)
Terry Kirby (1990)
Junior Burrough (1993-1995)
Cade Lemcke (1999)
Stephane Dondon (2000-2001)
Nick Vander Laan (2003)
Calvin Baker (2008-2010)
Will Regan (2011)
Taylor Barnette (2013)
Marial Shayok (2015-17)
Justin McKoy (2020-21)
Armaan Franklin (2022-)

5

William Napper (1977-1978)
Louis Collins (1981)
Tom Calloway (1985-1987)
Ron Price (1988)
Todd Gates (1989)
Bernie Floriani (1990-1991)
Junior Burrough (1992)
Cornel Parker (1993-1994)
Curtis Staples (1995-1998)
Jason Dowling (1999-2002)
Assane Sene (2009-2012)
Teven Jones (2013-2014)
Darion Atkins (2015)
Kyle Guy (2017-19)
Jayden Nixon (2020-22)
Ben Vander Plas (2023)

10

Bob Mortell (1960)
Jack Hasbrouck (1962)
Francis Rockelein (1964)
Chip Case (1967-1970)
Al Drummond (1972-1974)
Lamont Carr (1975)
Tommy Hicks (1978-1979)
Craig Robinson (1980-1983)
John Johnson (1985-1988)
Anthony Oliver (1989-1992)
Chezley Watson (1998-1999)
Keith Jenifer (2002-2003)
Billy Glading (2004)
Mike Tobey (2013-2016)
Trevon Gross Jr. (2017-18)
Jayden Nixon (2019)
Sam Hauser (2020-21)
Taine Murray (2022-)

11

Wesley Westman (1960)
Garland Jefferson (1977-1980)
Othell Wilson (1981-1984)
Richard Morgan (1986-1989)
Doug Smith (1990-1993)
Greg Lyons (1998-1999)
Majestic Mapp (2000-2004)
Laurynas Mikalauskas (2006-08)
Thomas Kody (2010)
Evan Nolte (2013-2016)
Ty Jerome (2017-19)
Malachi Poindexter (2021)
Isaac McKneely (2023)

12

Dean Carpenter (1979-1982)
Anthony Solomon (1984-1987)
Kenny Turner (1988-1991)
Cory Alexander (1992-1995)
Keith Friel (2000-2001)
Brett Gladstone (2002)
Billy Campbell (2003-2006)
Jamil Tucker (2007-2009)
Joe Harris (2011-2014)
De'Andre Hunter (2017-19)
Chase Coleman (2020-)

13

John Haner (1960)
Eugene Flamm (1962-63)
Renny Barnes (1964-65)
John Naponick (1966-67)
Kevin Kennelly (1969)
Jamal Robinson (1994-1997)
Donald Hand (1998-2001)
Sammy Zeglinski (2008-2012)
Anthony Gill (2014-2016)
Grant Kersey (2019)
Casey Morsell (2020-21)
Chris McGahren (2022)
Ryan Dunn (2023)

14

Ricky Stokes (1981)
Bill Batts (1987-1989)

15

Ricky Stokes (1982-1984)
Chris Havlicek (1990-1994)
Peter McLaughlin (1996-1998)
Robert Lodge (2003-2004)
T.J. Bannister (2004-2006)
Sylvan Landesburg (2009-2010)
Billy Baron (2011)
Malcolm Brogdon (2014-16)

20

Paul Adkins (1960)
Jay Lambiotte (1962-64)
John Lettice (1966)
John Quinn (1967)
John English (1968-69)
Tim Rash (1970-1972)
Andy Boninti (1973-1975)
Bob Stokes (1976-1979)
Darrick Simms (1985-1988)
Bryant Stith (1989-1992)

21

Bill Jackey (1960)
Larry Gerry (1971-1973)
Bill Langloh (1974-1977)
Darren Cross (1980-1981)
Jim Runcie (1982)
Mel Kennedy (1985-1988)
Curtis Williams (1989-1990)
Derrick Johnson (1991)
Harold Deane (1994-1997)
Roger Mason (2000-2002)
Tunji Soroye (2005-2009)
Justin Miller (2013)
Rob Vozenilek (2014)
Isaiah Wilkins (2015-18)
Kadin Shedrick (2020-)

22

Eugene Engel (1962-63)
Bob Engel (1964-65)
Mike Smith (1966-67)
John Gidding (1968-69)
Jim Farmer (1971)
Gus Gerard (1973-1974)
Tom Sheehey (1984-1987)
John Crotty (1988-1991)
Jason Williford (1992-1995)
Darryl Presley (1996-1996)
Josh Hare (1999-2001)
Todd Billet (2003-2004)
Will Sherrill (2008-2011)
Malcolm Brogdon (2012-13)
Maleek Frazier (2015)
Fancisco Caffaro (2019-)

23

Tony Lacquintano (1960, 1962)
Gary Spohn (1964)
Jim Connelly (1965-67)
Bill Fulton (1969)
Frank DeWitt (1970-1972)
Mark Newlen (1974-1977)
Jeff Klein (1978-1981)
Blair Ford (1990)
Rahsaan Mitchell (1993)
Maurice Young (2001)
Gary Forbes (2004-2005)
Jeff Jones (2010)
Mike Scott (2011-2012)
Justin Anderson (2013)
London Perrantes (2014)
Rob Vozenilek (2015)
Nigel Johnson (2018)
Kody Statmann (2019-22)
Isaac Traudt (2023)

24

Albert Hansen (1961)
Richard Katstra (1962-64)
Teed Wafle (1965)
Gary Laws (1967-68)
Bill Gerry (1969-1971)
Bob McKeag (1972-1974)
Dave Koesters (1975-1978)
Jeff Jones (1979-1982)
Olden Polynice (1984-1986)
Dirk Katstra (1988-1991)
Yuri Barnes (1992-1995)
Scott Johnson (1996)
Willie Dersch (1997-2000)
Jermaine Harper (2002-2003)
Tryshan Ravenell (2005)
Mamadi Diane (2006-2009)
Tristan Spurlock (2010)
KT Harrell (2011-2012)
Caid Kirven (2013-2016)
Jeff Jones (2017)
Marco Anthony (2018-19)
Austin Katstra (2020-21)
Igor Milicić Jr. (2022)
Tristan How (2023)

25

Ron Miller (1960, 1962)
Bernie Meyer (1963-65)
Dale Hilsmer (1966)
Tom Joyce (1968-1970)
Mike Wilkes (1971)
Mike McCurdy (1972-1973)
Ray Morningstar (1974-1975)
Lee Raker (1978-1981)
Norman Nolan (1995-1998)
Matt Deasey (2006)
John Brandenburg (2009)
Akil Mitchell (2011-2014)
Mamadi Diakite (2016-20)
Trey Murphy III (2021)

30

Tony Lacquintano (1960-61)
Michael Greenberg (1962-63)
Jim Galloway (1965)
Sam Harvey (1967)
John Hill (1969-1971)
Steve Morris (1972-1974)
Tom Briscoe (1975-1978)
Kenton Edelin (1983-1984)
Matt Blundin (1988-1991)
Chris Alexander (1992-1996)
Jason Rogers (2000-2003)
Hank Nacey (2004)
Adrian Joseph (2005-2008)
Thomas Rogers (2012-2014)
Jay Huff (2017-21)

31

Bruce Michelson (1960)
Bill Jackey (1961)
Otis Fulton (1976-1979)
Mark Cooke (1987-1990)
Bobby Graves (1991-1994)
Mike Curtis (1995-1998)
Adam Hall (1999-2002)
Rob Williams (2003)
Andy Burns (2007-2008)
Jarred Reuter (2016-17)

32

Bruce Michelson (1960)
A. Timothy Jones (1961)
Bob Sefcik (1973-1976)
Joe Perry (1977)
Doug Newburg (1980-1983)
Lance Blanks (1986-1987)
Brent Dabbs (1989)
Jon Havey (1990)
Mike Powell (1994)
Courtney Alexander (1996-1997)
Cade Lemcke (2000)
J.C. Mathis (2001-2002)
Jason Cain (2004-2007)
Mike Scott (2008-2010)
Thomas Rogers (2011)
Darion Atkins (2012-2014)
London Perrantes (2015-17)



ALL-TIME JERSEY NUMBERS SINCE 1960

33

Lou Farina (1960-61)
 Steven Jarvis (1962-63)
 Jerry Sanders (1964-66)
 Mike Eikenberry (1967-68)
 Bill Creason (1969)
 Jim Hobgood (1971-1973)
 Kenny Johnson (1982-1985)
 Cornel Parker (1991-1992)
 Monte Marcaccini (1997-1998)
 Chris Williams (1999-2002)
 Devin Smith (2003-2005)
 Jack Salt (2015-19)
 Carson McCorkle (2021-22)

34

Lou Farina (1960)
 Rick Carlisle (1983-1984)
 Bill Batts (1987-1988)
 Jason Clark (2002-2005)
 Ryan Pettinella (2007-2008)
 James Johnson (2012)
 Jeff Jones (2014-2015)

35

Walter Densmore (1960)
 John Eller (1962-63)
 Ken Goble (1964-65)
 Buddy Reams (1966-69)
 Scott McCandlish (1970-1972)
 Brian Tully (1973-1975)
 Kenton Edelin (1982)
 Travis Watson (2000-2003)
 Drew Shiembob (2006)
 Leon Bond III (2023)

40

Steve Jarvis (1961)
 Hunter Conner (1962-64)
 Barry Parkhill (1971-1973)

41

Wesley Westman (1960)
 Fletcher Arritt (1962-64)
 Fred Stant (1965)
 Mike Katos (1966-68)
 Kevin Kennelly (1970-1971)
 Wally Walker (1973-1976)

42

Wallace Smith (1961)
 Mack Wilcox (1964-65)
 Fred Stant (1966-67)
 Mike Wilkes (1968-69)
 Mike Slaysman (1970-1971)
 Peter MacBeth (1979-1982)
 Wingo Smith (1983)
 Andrew Kennedy (1986-1987)
 Brent Bair (1988-1989)
 Ted Jeffries (1990-1993)
 Chase Metheney (1995-1998)
 Elton Brown (2002-2005)
 Mike Forkin (2005-2006)

43

Dan Bonner (1973-1975)
 Mark Bogosh (1994)
 Will Harris (2008)

44

Walter Densmore (1960)
 Gene Engel (1961)
 Tom Johnson (1962)
 Mac Caldwell (1963-65)
 Douglas Rogers (1966)
 Norm Carmichael (1967-69)
 Chip Miller (1970-1972)
 Spencer Graham (1973-1974)
 Marc Iavaroni (1975-1978)
 Terry Gates (1979-1981)
 Kenny Lambiotte (1983-1984)
 Jeff Daniel (1987-1990)
 Corey Stewart (1991)
 Maurice Watkins (1994-1996)
 Kris Hunter (1997-1999)
 Greg Harrell-Edge (2003)
 Sean Singletary (2005-2008)

45

Bob Mortell (1960)
 Mike Owens (1977-1980)
 Tim Mullen (1982-1985)
 Percy Ellsworth (1995)
 Solomon Tat (2007-2010)
 Austin Katstra (2018-19)

50

Eugene Flamm (1961)
 Ed Schetlick (1974-1978)
 Ralph Sampson (1980-1983)

51

Rex Davis (1960)
 Barry Koval (1966-68)
 Bob Galione (1969)
 Dan Merrifield (1982-1985)
 Darius Thompson (2015-17)

52

Walter Densmore (1961)
 Larry Gerry (1971)
 John Dyslin (1985-1988)
 Shawn Wilson (1991-1994)
 Colin Ducharme (1997-2000)
 Brad Abel (2004)
 Hank Nacey (2005)

53

Bill Jackey (1960)
 Tomas Woldetensae (2020-21)

54

Jack Hasbrouck (1961)
 Tim Martin (1985-1988)
 Craig McAndrew (1997-1998)

55

Francis Harwood (1960)
 Robert Roberson (1962)
 Ken Goble (1963)
 Thomas Johnson (1964)
 Dale Hilsmier (1965)
 John Schroeder (1966)
 John Gidding (1967)
 Joe Morahan (1969-1971)
 Lanny Stahurski (1972-1974)
 Steve Castellan (1976-1979)
 Lewis Lattimore (1980-1981)
 Martin Walton (1995-1997)
 Raleigh Harbour (1999)
 Donte Minter (2004-2005)
 Jerome Meyinsse (2007-2010)



ALL-TIME SERIES RECORDS

NCAA DIVISION I OPPONENTS

Opponent	Record	Breakdown	Series Years	Streak
Air Force	1-0	1-0 N	1969	W1
Alabama	3-4	1-0 H · 0-1 A · 2-3 N	1928-1993	W1
Albany	1-0	1-0 N	2007	W1
American	5-1	5-0 H · 0-1 A	1938-2007	W1
Appalachian State	2-1	2-0 H · 0-1 N	1998-2007	L1
Arizona	3-2	2-0 H · 1-1 A · 0-1 N	1994-2008	W2
Arizona State	2-0	2-0 N	2000-2020	W2
Arkansas	4-3	2-0 H · 1-1 A · 1-2 N	1984-1999	L2
Arkansas State	1-0	1-0 A	1963	W1
Army	3-0	1-0 A · 2-0 N	1941-1980	W3
Auburn	4-4	0-2 H · 0-1 A · 4-1 N	1920-2019	W1
Austin Peay	1-0	34-44 H	2018	W1
Baylor	0-1	0-1 N	1969	L1
Belmont	2-0	1-0 H · 1-0 N	2000-2015	W2
Bethune-Cookman	1-0	1-0 H	1995	W1
Boston College	18-8	10-2 H · 5-5 A · 3-1 N	1971-2022	W3
Bowling Green	0-1	0-1 N	1968	L1
Bradley	1-2	0-1 H · 0-1 A · 1-0 N	1947-2016	W1
Brigham Young	3-1	3-1 N	1981-1998	W1
Brown	3-0	3-0 H	1987-2009	W3
Bucknell	2-1	2-1 H	1961-2001	W2
Butler	1-0	1-0 N	2016	W1
California	2-0	1-0 H · 1-0 A	2016-2017	W2
Canisius	1-0	1-0 A	1965	W1
College of Charleston	1-0	1-0 H	1993	W1
Charleston Southern	1-0	1-0 H	2002	W1
Cincinnati	1-3	1-1 A · 0-2 N	1924-1993	L3
Citadel	2-0	1-0 H · 1-0 A	1921-1972	W2
Clemson	80-53	46-17 H · 27-35 A · 7-1 N	1936-2022	W1
Cleveland State	2-0	1-0 H · 1-0 N	2010-2014	W2
Coastal Carolina	3-0	2-0 H · 1-0 N	2001-2014	W3
Columbia	3-0	2-0 H · 1-0 N	1967-2020	W3
Connecticut	2-6	0-3 H · 1-3 A · 1-0 N	1965-1998	L5
Coppin State	3-0	3-0 H	1994-2022	W3
Dartmouth	3-0	2-0 H · 1-0 A	1989-2001	W3
Davidson	13-4	8-2 H · 2-0 A · 3-2 N	1921-2018	W9
Dayton	3-0	1-0 H · 1-0 A · 1-0 N	1987-2019	W3
Delaware	10-2	7-2 H · 3-0 A	1921-2013	L1
Denver	1-0	1-0 N	1974	W1
DePaul	0-2	0-2 N	1976-1986	L2
Drake	1-0	1-0 N	2012	W1
Drexel	2-0	1-0 H · 1-0 N	2008-2012	W2
Duke	53-123	35-41 H · 12-59 A · 6-23 N	1911-2022	L1
East Carolina	2-0	1-0 H · 1-0 A	1969-2017	W2
East Tennessee State	3-0	3-0 H	1987-2003	W3
Eastern Kentucky	0-1	0-1 N	1955	L1
Elon	6-0	6-0 H	1918-2008	W6
Fairfield	3-0	3-0 H	1982-2013	W3
Fairleigh Dickinson	2-0	2-0 H	1989-2022	W2
Florida	1-2	1-2 N	1992-2017	L2
Florida State	26-28	16-10 H · 8-17 A · 2-1 N	1992-2022	L2
Fordham	0-3	0-2 H · 0-1 A	1924-2006	L3
Furman	1-0	1-0 H	2005	W1
Gardner-Webb	2-0	1-0 H · 1-0 N	2003-2019	W2
George Mason	8-1	6-0 H · 1-1 A · 1-0 N	1981-2016	W1
Georgetown	11-12	6-5 H · 3-7 A · 2-0 N	1907-2003	W2
George Washington	27-24	17-10 H · 10-13 A · 0-1 N	1907-2019	W1
Georgia	4-4	2-2 H · 0-1 A · 2-1 N	1926-2022	W2
Georgia Tech	46-40	26-11 H · 15-24 A · 5-5 N	1948-2022	W9
Gonzaga	1-3	1-0 H · 0-1 A · 0-2 N	2001-2021	L1
Grambling State	2-0	2-0 H	2002-2017	W2
Green Bay	2-1	2-0 H · 0-1 A	2012-2014	L1
Hampton	9-0	7-0 H · 1-0 A · 1-0 N	1999-2018	W9
Hartford	3-0	3-0 H	1986-2008	W3
Harvard	1-0	1-0 H	2015	W1
High Point	1-0	1-0 H	2003	W1
Hofstra	1-2	1-1 H · 0-1 A	1952-1977	L1
Houston	3-4	1-0 H · 0-3 A · 2-1 N	1982-2022	L1
Howard	4-0	4-0 H	1993-2011	W4
Indiana	1-2	0-1 A · 1-1 N	1963-2003	L1
Iona	1-0	1-0 N	1984	W1
Iowa	1-3	0-2 H · 0-1 N · 1-0 N	1997-2022	L1
Iowa State	2-2	1-1 H · 0-1 A · 1-0 N	2004-2016	W1
Jacksonville	3-0	2-0 H · 1-0 A	1987-1989	W3
James Madison	11-1	7-0 H · 3-1 A · 1-0 N	1977-2022	L1
Kansas	1-2	1-2 N	1995-1997	L2
Kent State	2-0	2-0 H	1975-2021	W2
Kentucky	3-6	2-2 H · 0-4 A · 1-0 N	1914-2003	W1

Opponent	Record	Breakdown	Series Years	Streak
Lafayette	2-1	2-0 H · 0-1 N	1972-1984	W2
Lamar	1-0	1-0 H	2013	W1
La Salle	1-2	0-1 A · 1-1 N	1948-2014	W1
Lehigh	4-0	4-0 H	1974-2022	W4
Liberty	7-2	7-2 H	1994-2014	W1
Long Beach State	1-0	1-0 N	2016	W1
Long Island	3-0	2-0 H · 1-0 N	1986-2003	W3
Longwood	6-0	6-0 H	2006-2012	W6
Louisiana-Mon. (NE La.)	1-0	1-0 H	1979	W1
LSU	3-0	1-0 H · 1-0 A · 1-0 N	1981-2012	W3
Louisville	20-5	9-1 H · 9-4 A · 2-0 N	1924-2022	W5
Loyola (Md.)	7-0	5-0 H · 2-0 A	1914-2006	W7
Loyola (Ill.)	1-0	1-0 N	1986	W1
Loyola Marymount	2-0	1-0 H · 1-0 A	2004-2005	W2
Maine	1-0	1-0 H	2020	W1
Manhattan	1-0	1-0 N	1993	W1
Marquette	3-1	1-0 H · 2-1 A	1975-1991	W3
Marshall	7-2	5-0 H · 2-1 A · 0-1 N	1929-2019	W4
Maryland	76-107	46-41 H · 26-61 A · 4-5 N	1913-2019	W2
UMBC	3-0	2-0 H · 1-0 N	1997-2006	W3
Mary.-Eastern Shore	2-0	2-0 H	2007-2012	W2
Massachusetts	3-0	3-0 N	1993-2020	W3
Memphis	1-0	1-0 N	2014	W1
Miami (Fla.)	15-12	8-4 H · 5-7 A · 2-1 N	1966-2022	W6
Miami (Ohio)	1-0	1-0 N	1995	W1
Michigan	2-2	2-0 H · 0-1 A · 0-1 N	1952-2012	W1
Michigan State	0-5	0-3 A · 0-2 N	1947-2015	L5
Middle Tennessee	2-0	2-0 N	1989-2019	W2
Minnesota	5-2	2-0 H · 2-2 A · 1-0 N	1980-2011	W1
Mississippi	1-1	1-1 N	1925-1957	W1
Mississippi State	2-2	1-0 H · 1-2 N	1928-2022	W1
Mississippi Valley State	1-0	1-0 H	2013	W1
Missouri	4-1	2-0 H · 1-1 A · 1-0 N	1983-2002	L1
Missouri State	1-0	1-0 N	2014	W1
Monmouth	1-0	1-0 H	2018	W1
Morgan State	4-0	4-0 H	2007-2019	W4
Mount St. Mary's	1-0	1-0 H	2003	W1
Navy	15-32	7-2 H · 8-30 A	1910-2022	L1
Nebraska	0-1	0-1 N	1998	L1
New Hampshire	1-0	1-0 H	1999	W1
New Mexico	2-0	2-0 N	1992-1994	W2
New Mexico State	0-1	0-1 N	1998	L1
New Orleans	0-2	0-1 H · 0-1 A	1991-1992	L2
Nicholls State	1-0	1-0 N	1995	W1
NJIT	1-0	1-0 H	2010	W1
Norfolk State	4-0	4-0 H	2011-2014	W4
North Carolina	60-133	37-44 H · 9-67 A · 14-22 N	1911-2022	L2
UNC Asheville	1-0	1-0 H	2007	W1
UNC Greensboro	2-0	1-0 H · 1-0 A	2018	W2
UNC Wilmington	4-0	3-0 H · 1-0 N	1983-2017	W4
North Carolina A&T	1-0	1-0 H	1995	W1
NC State	68-85	39-25 H · 25-42 A · 4-18 N	1913-2022	L2
North Texas	2-0	1-0 H · 1-0 A	2013-2022	W2
Northeastern	1-0	1-0 H	1990	W1
Northern Iowa	1-0	1-0 H	2014	W1
Northwestern	3-0	2-0 H · 1-0 A	2005-2008	W3
Notre Dame	16-3	7-0 H · 6-1 A · 3-2 N	1981-2022	L1
Oakland	1-0	1-0 H	2016	W1
Ohio	1-3	1-1 H · 0-1 A · 0-1 N	1995-2021	L2
Ohio State	3-3	2-1 H · 1-2 A	1932-2017	W3
Oklahoma	3-1	3-1 N	1988-2019	W3
Oklahoma State	0-1	0-1 N	1976	L1
Old Dominion	9-5	4-2 H · 1-1 A · 4-2 N	1977-2013	L1
Oral Roberts	1-0	1-0 H	2010	W1
Oregon	3-0	1-0 H · 1-0 A · 1-0 N	2011-2019	W3
Penn State	5-3	3-1 H · 1-2 A · 1-0 N	1972-2010	L1
Pennsylvania	8-5	4-1 H · 3-4 A · 1-0 N	1911-2008	W6
Pittsburgh	19-4	8-1 H · 8-3 A · 3-0 N	1952-2023	W8
Princeton	0-2	0-1 H · 0-1 A	1973-1975	L2
Providence	5-3	0-1 H · 0-1 A · 5-1 N	1979-2022	W2
Purdue	2-2	1-0 H · 0-2 A · 1-0	2001-2020	L1
Radford	7-0	7-0 H	1988-2022	W7
Rhode Island	2-1	1-1 H · 1-0 N	1960-2018	W1
Rice	2-0	1-0 H · 1-0 A	1994-1995	W2
Richmond	52-36	31-15 · 14-19 · 7-2 N	1915-2008	W4
Rider	1-0	1-0 H	2010	W1
Robert Morris	2-0	2-0 H	2005-2017	W2
Rutgers	4-0	1-0 H · 1-0 A · 2-0 N	1987-2014	W4
St. Bonaventure	1-0	0-1 H	2022	L1

ALL-TIME SERIES RECORDS



2022-23 VIRGINIA MEN'S BASKETBALL

Opponent	Record	Breakdown	Series Years	Streak
St. Francis Brooklyn	1-0	1-0 H	2017	W1
St. Francis (Pa.)	1-0	1-0 H	2021	W1
St. John's (N.Y.)	1-7	1-2 H · 0-4 A · 0-1 N	1959-2013	L7
Saint Joseph's (Pa.)	2-6	1-0 H · 1-6 A	1940-1985	W1
Saint Louis	0-1	0-1 A	1973	L1
Samford	1-0	1-0 H	1990	W1
San Diego State	1-0	1-0 A	1983	W1
San Francisco	0-1	0-1 N	2021	L1
San Jose State	0-1	0-1 N	1980	L1
Savannah State	1-0	1-0 H	2018	W1
Seattle	2-1	1-1 H · 1-0 A	2011-2013	W2
Seton Hall	0-3	0-3 N	1971-2008	L3
Siena	1-0	1-0 N	1991	W1
South Carolina	26-25	16-9 H · 7-13 A · 3-3 N	1921-2020	L1
South Carolina State	2-0	2-0 H	2012-2014	W2
USC Upstate	1-0	1-0 H	2011	W1
South Florida	1-1	1-0 H · 0-1 A	2009-2010	L1
Southern California	1-0	1-0 N	1978	W1
Southern Illinois	1-0	1-0 H	1987	W1
SMU	1-0	1-0 N	2014	W1
Stanford	1-7	1-2 H · 0-4 A · 0-1 N	1992-2011	L6
Stetson	1-1	1-0 · 0-1 A	1974-75	W1
Stony Brook	1-0	1-0 H	2020	W1
Syracuse	11-6	4-2 H · 5-2 A · 2-2 N	1984-2022	W3
TCU	0-1	0-1 N	2012	L1
Temple	2-3	0-2 H · 2-0 A · 0-1 N	1965-1987	L1
Tennessee	8-5	5-1 H · 0-3 A · 3-1 N	1917-2014	L1
Tennessee-Martin	1-0	1-0 H	1996	W1
Tennessee State	1-0	1-0 H	2014	W1
Texas A&M	0-1	0-1 N	1963	L1
Texas Tech	1-0	1-0 N	2019	W1
Texas-Pan American	1-0	1-0 H	2010	W1
Towson	7-0	6-0 H · 1-0 N	1986-2021	W7
Tulane	3-0	1-0 H · 1-0 A · 1-0 N	1926-1978	W3
UAB	1-1	1-0 H · 0-1 N	1982-2010	W1
UC Irvine	1-0	1-0 H	1989	W1
UCLA	0-1	0-1 N	1991	L1
UNLV	3-1	1-0 H · 1-1 A · 1-0 N	1974-1995	W3
Utah	1-1	1-1 N	1983-2007	L1
Vanderbilt	2-5	1-1 H · 0-4 A · 1-0 M	1953-2018	W1
VCU	13-2	6-1 H · 5-1 A · 2-0 N	1977-2019	W3
Vermont	2-0	2-0 H	2008-2020	W2
Villanova	5-3	2-0 H · 1-3 A · 2-0 N	1981-2017	L1
VMI	101-15	51-7 H · 42-6 A · 8-2 N	1909-2009	W24
Virginia Tech	96-58	41-13 H · 23-32 A · 32-13 N	1915-2022	L1
Wagner	3-0	2-0 H · 1-0 A	1981-2002	W3
Wake Forest	69-71	42-22 H · 17-41 A · 10-8 N	1911-2022	L1
Washington	1-1	1-1 N	1984-2011	L1
Washington State	2-0	2-0 N	1983-1999	W2
Western Kentucky	1-1	1-0 H · 0-1 A	2005-2006	L1
West Virginia	9-10	4-4 H · 2-4 A · 3-2 N	1916-2018	L2
Wichita State	0-1	0-1 N	2011	L1
William & Mary	56-26	40-9 H · 14-15 A · 2-2 N	1906-2021	W12
Winthrop	3-0	3-0 H	1991-2012	W2
Wisconsin	4-2	1-1 H · 1-0 A · 2-1 N	1975-2019	W2
Wofford	2-0	2-0 H	2003-2013	W2
Wyoming	0-1	0-1 N	1987	L1
Xavier	1-2	0-1 H · 0-1 A · 1-0 N	1972-2009	L2
Yale	3-1	2-0 H · 1-1 N	1960-2017	W2

NON-NCAA DIVISION I OPPONENTS

Opponent	Record	Breakdown	Series Years	Streak
Baldwin-Wallace	1-0	1-0 H	1972	W1
Baltimore	1-0	1-0 H	1981	W1
Bridgewater	8-0	8-0 H	1906-1941	W8
BYU-Hawaii	2-0	2-0 A	1980-1982	W2
Brooklyn Poly	1-0	1-0 H	1928	W1
Carroll Institute	0-1	0-1 N	1906	L1
Catholic	12-4	5-1 H · 7-3 A	1912-1952	W7
CCNY	0-1	0-1 N	1941	L1
Chaminade	4-1	3-1 A · 1-0 N	1980-2003	W2
Dickinson	2-0	1-0 H · 1-0 A	1949-1950	W2
Emory & Henry	3-0	3-0 H	1911-1942	W3
Franklin & Marshall	3-1	3-0 H · 0-1 A	1912-1954	W1
Gallaudet	8-1	7-1 H · 1-0 A	1912-1933	W4
Gettysburg	3-1	2-0 H · 1-1 A	1949-1954	W1
Guilford	1-2	1-1 H · 0-1 A	1911-1922	W1

Opponent	Record	Breakdown	Series Years	Streak
Hampden-Sydney	29-1	25-0 H · 3-0 A · 1-1 N	1910-1976	W6
Johns Hopkins	11-0	8-0 H · 2-0 A · 1-0 N	1920-1983	W11
Kentucky Wesleyan	0-2	0-2 A	1957-1964	L2
Lawrence Tech	0-2	0-2 A	1949-1952	L2
Lynchburg	7-0	7-0 H	1922-1931	W7
University of Mexico	1-0	1-0 H	1941	W1
Milligan	1-0	1-0 H	1945	W1
NYU	2-0	1-0 H · 1-0 A	1967-1968	W2
Puerto Rico-Mayaguez	1-0	1-0 N	2007	W1
Randolph-Macon	34-1	30-1 H · 3-0 A · 1-0 N	1909-1985	W18
Roanoke	16-1	13-0 H · 3-1 A	1915-1977	W10
Rollins	1-0	1-0 H	1985	W1
St. John's (Md.)	4-4	2-3 H · 2-1 A	1910-1932	L3
Sewanee	2-0	2-0 H	1928-1931	W2
Stevens Tech	2-0	2-0 H	1925-1928	W2
Transylvania	1-0	1-0 N	1924	W1
Washington & Lee	49-41-1	31-13 H · 13-25 A · 5-3-1 N	1906-1976	W7
West Virginia Wesleyan	4-0	4-0 H	1915-1923	W4

NON-COLLEGIATE OPPONENTS

Opponent	Record	Breakdown	Series Years	Streak
Aberdeen Proving Ground	0-1	0-1 H	1944	L1
Apprentice School	2-0	2-0 H	1935-1936	W2
Baltimore Medical	1-0	1-0 A	1910	W1
Baltimore YMCA	0-1	0-1 A	1906	L1
Bolling Field	1-0	1-0 H	1943	W1
Camp Humphreys	1-1	1-1 H	1919-1920	W1
Camp Lee	0-3	0-2 H · 0-1 A	1943-1945	L3
Charlottesville High School	1-0	1-0 H	1908	W1
Charlottesville YMCA	4-0	4-0 H	1906-1907	W4
Dan Masters	1-0	1-0 A	1948	W1
Flying Fisher Five	1-0	1-0 H	1927	W1
Fort Belvoir	1-0	1-0 H	1944	W1
Fort Myer	1-0	1-0 H	1919	W1
Hampton YMCA	1-0	1-0 N	1910	W1
House of David	1-0	1-0 H	1941	W1
Italian-American Prog. Club	1-0	1-0 H	1939	W1
Jefferson School	2-0	2-0 H	1910-1915	W2
Langley Field	4-1	2-0 H · 2-1 A	1936-1951	L1
Lynchburg Athletic Club	2-0	2-0 H	1919-1920	W2
Lynchburg Elks	1-0	1-0 A	1922	W1
Lynchburg Independents	1-0	1-0 H	1949	W1
Marine Institute	0-1	0-1 H	1946	L1
Naval Apprentice	0-1	0-1 H	1937	L1
Naval Base	1-0	1-0 H	1939	W1
Naval Training	1-2	1-1 H · 0-1 A	1937-1944	L1
Newport News Apprentice	1-0	1-0 A	1943	W1
Newport News YMCA	0-1	0-1 N	1910	L1
New York Athletic Club	0-1	0-1 A	1950	L1
Norfolk Air Base	1-2	1-1 H · 0-1 A	1944-1951	W1
Norfolk Apprentice	1-0	1-0 H	1943	W1
Norfolk NTS	3-1	2-1 H · 1-0 A	1940-1946	W1
Norfolk Stars	1-0	1-0 A	1940	W1
Norfolk Training Station	0-1	0-1 A	1944	L1
Norport	1-0	1-0 H	1936	W1
N.C. Pre-Flight School	0-1	0-1 A	1943	L1
Old Dominion Club	2-0	2-0 H	1948	W2
People's Bank Club	2-0	2-0 H	1933-1934	W2
Quantico Marines	2-1	1-1 H · 1-0 A	1947-1948	W2
Richmond Air Base	1-1	1-0 H · 0-1 A	1945	W1
Richmond All-Stars	1-0	1-0 H	1947	W1
Richmond Athletic Club	1-0	1-0 H	1932	W1
Richmond Blues	1-0	1-0 H	1926	W1
Richmond Coast Art.	1-0	1-0 H	1927	W1
Richmond Naval Base	1-0	1-0 H	1945	W1
Richmond Rotary	1-0	1-0 H	1933	W1
Richmond Royals	2-0	2-0 H	1949-1950	W2
Richmond YMCA	1-0	1-0 A	1906	W1
Roanoke American Legion	0-2	0-2 A	1941	L2
Shawnee Club	1-0	1-0 H	1932	W1
Staunton Collegians	2-0	2-0 H	1931-1932	W2
Staunton Military Academy	1-1	1-1 A	1907-1908	L1
Staunton YMCA	1-1	1-0 H · 0-1 A	1906-1907	L1
Virginia Medical	5-0	5-0 H	1919-1940	W5
Viscose Club	1-0	1-0 H	1933	W1
War Dept. Headquarters	1-0	1-0 H	1948	W1
Woodrow Wilson Hospital	2-0	1-0 H · 1-0 A	1944	W2



ALL-TIME VS. OPPONENTS

AIR FORCE

Overall: 1-0
12-26-69 W 90-85 N1
N1-Greensboro, N.C.

ALABAMA

Overall: 3-4
Home: 1-0
Road: 0-1
2-24-28 W 42-28 N1
2-26-32 W 20-16 N1
12-29-78 L 69-71 N2
3-12-79 L 88-90 N3
12-28-84 L 48-54 N2
12-1-91 L 69-80 A
12-22-92 W 86-83 H
N1-Atlanta, Ga.; N2-New Orleans, La.; N3 - New York, N.Y.

ALBANY

Overall: 1-0
3-16-07 NCAA W 84-57 N1
N1-Columbus, Ohio

AMERICAN

Overall: 5-1
Home: 5-0 (1-0 JPJ)
Road: 0-1 (0-0 Bender Arena)
2-10-38 W 41-33 H
12-14-46 W 50-35 H
12-8-48 W 57-51 H
1-7-50 W 67-58 H
2-3-51 L 54-69 A
12-28-06 W 91-70 H

APPALACHIAN STATE

Overall: 2-1
Home: 2-0
12-2-97 W 62-54 H
11-24-04 W 77-60 H
12-19-06 L 69-80 N1
N1-Guaynabo, Puerto Rico

ARIZONA

Overall: 3-2
Home: 2-0 (1-0 JPJ)
Road: 1-1
3-20-94 NCAA L 58-71 N1
11-21-04 W 78-60 H
11-27-05 L 51-81 A
11-12-06 W 93-90 H
11-17-07 W 75-72 A
N1-Sacramento, Calif.

ARIZONA STATE

Overall: 2-0
11-27-99 W 70-64 N1
11-24-19 W 48-45 N2
N1-Bayamon, Puerto Rico; N2-Uncasville, Conn.

ARKANSAS

Overall: 4-3
Home: 2-0
Road: 1-1
3-18-84 W-ot 53-51 N1
1-27-85 W 54-52 H
12-20-86 W 78-66 A
12-12-87 L 52-66 A
11-30-88 W 75-65 H
3-26-95 NCAA L 61-68 N2
11-20-98 L 83-85 N3
N1-East Rutherford, N.J.; N2-Greensboro, N.C.; N3 -Fairbanks, Alaska

ARKANSAS STATE

Overall: 1-0
Road: 1-0
12-28-62 W 94-74 A

ARMY

Overall: 3-0
Road: 1-0
1-29-41 W 40-36 A
12-30-55 W 86-71 N1
12-22-79 W 84-60 N2
N1-Richmond, Va.; N2-Santa Clara, Calif.

AUBURN

Overall: 4-4
Home: 0-2 (0-1 JPJ)
Road: 0-1
1-30-20 L 21-27 H
2-27-25 SoCon W 29-27 N1
2-27-31 SoCon L 26-33 N1
12-8-01 W 77-72 N2
12-3-04 W 89-87 N3
12-20-08 L 56-58 H
12-7-09 L 67-68 A
4-6-19 NCAA W 63-62 N4
N1-Atlanta, Ga.; N2-Birmingham, Ala.; N3 -Richmond, Va.; N4-Minneapolis, Minn.

AUSTIN PEAY

Overall: 1-0
Home: 1-0 (1-0 JPJ)
11-13-17 W 93-49 H

BAYLOR

Overall: 0-1
12-28-68 L 61-79 N1
N1-Greenville, N.C.

BELMONT

Overall: 2-0
Home: 1-0
Road: 1-0
2-28-99 W 94-74 H
3-20-15 W 79-67 N1
N1-Greensboro, N.C.

BETHUNE-COOKMAN

Overall: 1-0
Home: 1-0
12-8-94 W 109-49 H

BOSTON COLLEGE

Overall: 18-8
Home: 10-2 (8-2 JPJ)
Road: 5-5 (5-5 Conte Forum)
12-11-71 W 79-69 N1
3-10-80 NIT W 57-55 H
3-24-83 NCAA W 95-92 N2
2-21-06 W 72-58 H
1-13-07 L 73-78 A
1-19-08 W 84-66 H
2-17-08 W 79-74 A
2-4-09 L 70-80 H
3-12-09 ACC L 63-76 N3
3-3-10 L 55-68 A
3-11-10 ACC W 68-62 N4
1-19-11 L 67-70 A
2-26-11 L 44-63 H
1-26-12 W 66-49 H
1-26-13 W 65-51 H
3-3-13 L 52-53 A

2-5-14 W 77-67 H
1-17-15 W 66-51 A
2-3-16 W 61-47 H
1-18-17 W 71-54 A
12-30-17 W 59-58 H
1-9-19 W 83-56 A
1-7-20 L 53-60 A
2-19-20 W 78-65 H
1-9-21 W 61-49 A
2-1-22 W 67-55 H
N1-Morgantown, W.Va.; N2-Ogden, Utah;
N3-Atlanta, Ga.; N4-Greensboro, N.C.

BOWLING GREEN

Overall: 0-1
12-28-67 L 72-76 N1
N1-Huntington, W.Va

BRADLEY

Overall: 1-2
Home: 0-1
Road: 0-1
1947 L 58-77 A
3-26-08 CBI L 85-96 H
11-19-15 W 82-57 N1
N1-Charleston, S.C.

BYU

Overall: 3-1
3-21-81 NCAA W 74-60 N1
11-21-81 W 63-61 N2
3-14-91 NCAA L 48-61 N3
12-29-97 W 72-54 N4
N1-Atlanta, Ga.; N2-Springfield, Mass.;
N3 - Salt Lake City, Utah; N4-Honolulu, Hawaii

BROWN

Overall: 3-0
Home: 3-0 (1-0 JPJ)
1-5-87 W 92-70 H
3-19-03 NIT W 89-73 H
1-6-09 W 74-50 H

BUCKNELL

Overall: 2-1
Home: 2-1
1-27-61 L 81-99 H

BUTLER

Overall: 1-0
3-19-16 NCAA W 77-69 N1
N1-Raleigh, N.C.

CALIFORNIA

Overall: 2-0
Home: 1-0 (1-0 JPJ)
Away: 1-0 (1-0 Haas)
12-22-15 W-ot 63-61 H
12-21-16 W 56-52 A

CANISIUS

Overall: 1-0
Road: 1-0
12-31-64 W 64-61 A

CHARLESTON

Overall: 1-0
Home: 1-0
3-3-93 W 72-58 H

CHARLESTON SOUTHERN

Overall: 1-0
Home: 1-0
12-17-01 W 74-54 H

CINCINNATI

Overall: 1-3
Away: 1-1
2-16-24 W 31-27 A
12-28-55 L 69-93 N1
12-3-62 L 42-91 A
3-26-93 NCAA L 54-71 N2
N1-Richmond, Va.; N2-East Rutherford, N.J.

CITADEL

Overall: 2-0
Home: 1-0
Road: 1-0
1-27-21 W 51-15 H
12-30-71 W 77-72 A

CLEMSON

Overall: 80-53
Home: 46-17 (7-2 JPJ)
Road: 27-35 (22-24 Littlejohn)
1-4-36 L 34-45 H
12-17-54 W 100-93 A
2-14-55 W 106-68 H
12-16-55 L 73-75 A
2-13-56 W 96-85 H
2-16-57 L-ot 81-84 A
2-23-57 W 85-71 H
1-3-58 W-2ot 88-85 A
2-14-58 W 74-59 H
1-9-59 L 63-70 A
2-14-59 W 69-61 H
2-6-60 L 56-74 A
2-13-60 L 58-59 H
2-3-61 L 81-89 A
2-24-61 L 63-85 H
12-9-61 L-ot 68-70 A
2-23-62 L 71-72 H
2-8-63 L 64-86 A
2-22-63 L 50-52 H
12-17-63 L 52-53 H
2-29-64 L 73-90 A
1-9-65 L 72-99 A
2-27-65 W 69-67 H
1-28-66 L 69-70 A
2-25-66 W 63-61 H
1-14-67 L-ot 88-102 H
2-27-67 W 73-71 A
1-11-68 W 95-92 A
1-20-68 W 81-73 H
1-11-69 W 82-75 H
2-24-69 L 90-92 A
1-10-70 L 87-104 A
2-21-70 W 94-79 H
1-9-71 W 66-56 H
1-28-71 L 44-45 A
1-31-72 W 62-58 A
2-21-72 W 62-60 H
1-27-73 L 63-64 A
2-19-73 L-ot 54-56 H
1-26-74 L 51-61 A
2-20-74 W 81-68 H
3-7-74 ACC W 68-63 N1
1-4-75 L 68-86 A
1-25-75 L 64-74 H
1-24-76 W 69-62 A
2-18-76 W 90-77 H
1-22-77 L 54-63 H

2-16-77 W 71-65 A
3-4-77 ACC W 72-60 N1
1-21-78 L-ot 70-79 A
2-15-78 L 55-63 H
1-20-79 W 61-54 H
2-14-79 W 72-68 A
1-19-80 L 68-88 A
2-13-80 W 89-87 H
2-28-80 ACC L 49-57 N1
1-19-81 W 74-59 A
2-14-81 W 73-58 H
1-17-82 W 89-60 H
2-13-82 W 56-54 A
3-5-82 ACC W 56-54 N1
1-22-83 W 105-87 H
2-23-83 W-ot 85-83 A
1-21-84 W 74-73 A
2-21-84 W 77-70 H
1-19-85 L 62-82 A
2-20-85 W 69-66 H
1-11-86 W 83-81 A
2-22-86 W 82-69 H
1-31-87 L 83-89 A
2-14-87 L-ot 90-94 H
1-10-88 W 77-75 H
2-21-88 L 62-65 A
1-11-89 L 70-88 A
2-18-89 W 85-83 H
3-10-89 ACC W 90-73 N2
1-9-90 L 70-76 H
2-10-90 L 63-74 A
3-10-90 ACC W 69-66 N3
1-8-91 W 82-78 A
2-16-91 W 57-47 H
1-22-92 L 48-51 A
2-29-92 W 69-49 H
1-13-93 W 100-82 H
2-13-93 W 83-78 A
1-12-94 W 64-57 A
2-12-94 W 52-44 H
1-11-95 W 61-37 H
2-11-95 W 62-44 A
1-10-96 L 79-89 A
2-10-96 W 62-51 H
12-7-96 L 52-62 H
2-15-97 L 65-71 A
1-20-98 L 52-69 A
2-21-98 W-ot 78-74 H
1-17-99 W 65-58 H
2-17-99 L 65-88 A
1-15-00 W 98-91 A
2-15-00 W 76-62 H
1-27-01 W 104-76 A
2-28-01 W 84-65 H
1-8-02 L 52-68 A
2-10-02 W 85-71 H
1-18-03 L 77-78 A
2-18-03 L 64-73 H
1-20-04 W 61-50 H
2-21-04 W 58-55 A
3-11-04 ACC W-ot 83-79 N1
1-22-05 W 81-79 H
1-7-06 W 64-58 H
2-25-06 L 64-90 A
1-28-07 W 64-63 A
2-7-08 L 51-82 H
2-15-09 W-ot 85-81 H
3-3-09 L 57-75 A
2-20-10 L 49-72 A
2-2-11 W 49-47 H
1-31-12 W 65-61 H
2-14-12 L 48-60 A
1-12-13 L 44-59 A

ALL-TIME VS. OPPONENTS



2022-23 VIRGINIA MEN'S BASKETBALL

2-7-13	W	78-41	H
2-15-14	W	63-58	A
1-13-15	W	65-42	H
1-19-16	W	69-62	H
3-1-16	W	64-57	A1
1-14-17	W	77-73	A
1-23-18	W	61-36	H
3-9-18 ^{ACC}	W	64-58	N4
1-12-19	W	63-43	A
2-5-20	W	51-44	H
1-16-21	W	85-50	A
12-22-21	L	50-67	H
1-4-22	W	75-65	A

N1-Greensboro, N.C.; N2-Atlanta, Ga.;
N3-Charlotte, N.C.; N4-Brooklyn, N.Y.;
A1-Greenville, S.C.

CLEVELAND STATE

Overall:	2-0		
Home:	1-0 (1-0 JPJ)		
11-25-09	W	76-65	N1
12-18-14	W	70-54	H

N1-Cancun, Mexico

COASTAL CAROLINA

Overall:	3-0		
Home:	2-0		
11-20-00	W	117-78	H
12-22-03	W	89-74	H
3-21-14 ^{NCAA}	W	70-59	N1

N1-Raleigh, N.C.

COLUMBIA

Overall:	3-0		
Home:	2-0 (1-0 JPJ)		
12-28-66	W	112-88	N1
11-27-87	W	83-58	H
11-16-19	W	60-42	H

N1-Storrs, Conn.

CONNECTICUT

Overall:	2-6		
Home:	0-3		
Road:	1-3		
1-2-65	W	68-63	N1
12-30-66	L	79-100	A
12-6-87	W	72-59	A1
12-10-88	L	61-68	H
11-29-93	L	36-77	H
1-28-96	L	46-76	A1
12-23-96	Lot	61-64	A
12-10-97	L	63-74	H

N1-Buffalo, N.Y.; A1-Hartford, Conn.

COPPIN STATE

Overall:	3-0		
Home:	3-0 (2-0 JPJ)		
12-9-93	W	63-61	H
11-16-18	W	97-40	H
11-19-21	W	68-52	H

DARTMOUTH

Overall:	3-0		
Home:	2-0		
Road:	1-0		
11-25-88	W	99-73	H
1-2-00	W	89-50	H
12-30-00	W	102-56	A

DAVIDSON

Overall:	13-4		
Home:	8-2 (2-0 JPJ)		
Road:	2-0 (1-0 Belk)		
2-2-21	W	47-23	H
2-15-29	W	38-27	H
2-1-34	W	43-25	H
2-18-36	W	33-28	H
1-11-64	L	62-64	N1
12-22-64	L	74-86	N1
1-2-67	L	71-75	H
1-23-74	L	63-64	H
1-13-75	W	58-56	N1
1-5-76	W	72-51	A
1-3-77	W	67-48	H
11-24-84	W	69-65	N2
12-1-89	W	71-57	A
1-21-91	W	71-47	H
11-16-13	W	70-57	N1
12-30-14	W	83-72	H
12-16-17	W	80-60	H

N1-Charlotte, N.C.; N2-Kona, Hawaii

DAYTON

Overall:	3-0		
Home:	1-0		
Road:	1-0		
2-16-87	W	74-67	A
12-9-87	W	69-50	H
11-22-18	W	66-59	N1

N1-Nassau, Bahamas

DELAWARE

Overall:	10-2		
Home:	7-2 (0-1 JPJ)		
Road:	3-0 (1-0 Carpenter)		
2-21-21	W	26-22	H
1-29-62	L	88-89	H
1-22-76	W	78-65	H
1-20-77	W	74-71	H
1-11-78	W	71-59	A
1-15-79	W	99-81	H
1-7-80	W	82-55	H
1-5-81	W	88-69	A
12-30-96	W	76-66	H
11-25-97	W	64-57	A
12-27-98	W	72-64	H
11-13-12	L	53-59	H

DENVER

Overall:	1-0		
12-28-73	W	81-80	N1

N1-Las Vegas, Nev.

DEPAUL

Overall:	0-2		
3-13-76 ^{NCAA}	L	60-69	N1
3-13-86 ^{NCAA}	L	68-72	N2

N1-Charlotte, N.C.; N2-Greensboro, N.C.

DRAKE

Overall:	1-0		
11-21-11	W	60-52	N1

N1-St. Thomas, USVI

DREXEL

Overall:	2-0		
Home:	1-0		
11-20-07	W	72-58	H
11-19-11	W	49-35	N1

N1-St. Thomas, USVI

DUKE

Overall:	53-123		
Home:	35-41 (3-7 JPJ)		
Road:	12-59 (10-54 Cameron)		
2-23-11	W	24-18	H
2-6-13	W	33-11	H
2-10-14	W	51-21	N1
2-1-15	W	52-14	H
2-23-15	W	51-24	N1
2-11-16	W	34-31	H
2-15-17	L	34-37	H
2-14-18	L	25-32	H
2-24-19	W	44-14	H
2-23-20	W	28-20	H
2-17-21	W	34-15	H
2-25-21	L	22-24	A
2-10-23	W	28-25	H
2-23-23	L	24-37	A
2-5-27	W	34-24	A
2-8-27	L	26-36	H
2-17-28	W	44-34	H
1-10-29	W	35-23	H
1-8-30	L	32-65	H
2-5-31	L	31-43	H
2-24-33 ^{SoCon}	L	24-38	N1
1-20-34	L	17-26	A
1-14-35	L	20-30	A
2-26-35	L	32-39	N1
1-11-36	L	29-45	A
2-10-36	L	28-44	H
12-16-44	L	44-56	N2
12-15-45	L	38-48	N2
12-14-46	L	34-47	N2
12-13-47	W	49-39	H
2-19-47	L	48-57	A
12-11-48	L	37-47	N2
12-10-49	L	61-82	N3
12-9-50	L	57-77	N3
1-2-54	L	64-86	A
3-4-54 ^{ACC}	L	68-96	N1
1-15-55	L	89-109	A
2-22-55	L	92-106	H
3-4-55 ^{ACC}	L-ot	77-90	N1
2-9-56	L	59-74	A
2-21-56	L	58-92	H
2-19-57	W	90-81	H
2-27-57	L	66-81	A
1-30-58	L	71-88	A
2-25-58	W-3ot	70-68	H
1-15-59	W	86-67	H
2-20-59	L	63-71	A
2-16-60	L	66-78	A
2-22-60	L	63-79	H
1-11-61	L-ot	90-92	H
2-20-61	L	66-77	A
3-2-61 ^{ACC}	L	54-89	N1
2-10-62	L	75-101	A
2-19-62	L	71-97	H
1-2-63	L	65-82	A
2-13-63	L	74-79	H
2-28-63 ^{ACC}	L	70-89	N1
12-19-63	L	73-84	A
2-10-64	L	59-80	H
12-19-64	L	91-104	H
2-11-65	L	72-136	A
12-18-65	L	72-75	H
2-12-66	L	55-81	A
12-16-66	L	82-98	A
2-1-67	L	77-100	H
3-9-67 ^{ACC}	L	78-99	N4
12-13-67	L	61-103	A
2-1-68	L	78-90	H
12-11-68	W	81-75	H

2-17-69	L	81-100	A
3-6-69 ^{ACC}	L	86-99	N4
12-6-69	L	45-57	A
2-23-70	W	61-57	H
12-5-70	W	75-70	H
2-20-71	L	69-101	A
12-4-71	W	86-77	A
2-19-72	L	76-86	H
1-3-73	W-ot	80-74	H
2-13-73	L	66-90	A
3-8-73 ^{ACC}	W	59-55	N5
12-8-73	W	104-82	H
2-13-74	L	78-88	A
1-18-75	W	60-56	H
2-1-75	W-ot	92-85	A
12-6-75	L	79-81	A
2-11-76	W	94-90	H
1-17-77	L-ot	74-82	H
2-9-77	L	49-65	A
1-25-78	W	74-73	H
2-8-78	L	75-100	A
1-24-79	L	66-84	H
2-6-79	L	63-64	A
1-23-80	W	90-84	A
2-6-80	W	73-69	H
12-12-80	W	91-79	A
1-31-81	W	68-47	H
12-9-81	W	92-83	H
1-30-82	W	77-65	A
12-8-82	W	104-91	A
2-5-83	W	105-84	H
3-11-83 ^{ACC}	W	109-66	N6
1-8-84	L	72-78	H
2-4-84	L	64-67	A
12-8-84	L	65-78	A
1-5-85	L	58-63	H
12-7-85	L	64-72	A
2-6-86	L	65-77	H
3-8-86 ^{ACC}	L	70-75	N5
1-3-87	L	63-70	H
2-4-87	L	61-75	A
1-9-88	L	59-77	H
2-17-88	L	54-73	A
3-11-88 ^{ACC}	L	48-60	N5
1-7-89	L	76-84	H
2-8-89	L	66-85	A
3-11-89 ^{ACC}	L	58-69	N6
1-6-90	L	68-76	A
2-8-90	W	72-69	H
1-5-91	W	81-64	H
2-7-91	L	74-86	A
1-2-92	L	62-68	H
2-26-92	L	67-76	A
1-17-93	W	77-69	A
2-18-93	W	58-55	H
1-15-94	L	58-66	H
2-16-94	L	54-84	A
3-12-94 ^{ACC}	W	66-61	N4
1-14-95	W-2ot	91-88	A
2-15-95	W	64-58	H
1-13-96	W	77-66	H
2-14-96	L	69-79	A
1-18-97	L	59-78	A
2-11-97	L	61-62	H
12-6-97	L	59-103	A
1-24-98	L	65-72	H
3-5-98 ^{ACC}	L	41-63	N5
1-10-99	L	69-115	A
2-11-99	L	54-100	H
3-4-99 ^{ACC}	L	67-104	N4
1-5-00	L-ot	100-109	H
2-5-00	L	86-106	A
1-13-01	L	61-103	A

2-14-01	W	91-89	H
1-27-02	L	81-94	A
2-28-02	W	87-84	H
1-15-03	L	93-104	A
2-15-03	L	59-78	H
3-14-03 ^{ACC}	L	76-83	N5
1-11-04	L	71-93	H
2-11-04	L	75-93	A
3-12-04 ^{ACC}	L	74-84	N5
1-16-05	L	66-80	A
3-11-05 ^{ACC}	L	64-76	N7
1-28-06	L	63-82	A
2-1-07	W-ot	68-66	H
1-13-08	L	65-87	A
3-5-08	L	70-86	H
2-1-09	L	54-79	A
2-28-10	L	49-67	H
3-12-10 ^{ACC}	L	46-57	N5
1-15-11	L	60-76	A
2-16-11	L	41-56	H
1-12-12	L	58-61	A
2-28-13	W	73-68	H
1-13-14	L	65-69	A
3-16-14 ^{ACC}	W	72-63	N5
1-31-15	L	63-69	H
2-13-16	L	62-63	A
2-15-17	L	55-65	H
1-27-18	W	65-63	A
1-19-19	L	70-72	A
2-9-19	L	71-81	H
2-29-20	W	52-50	H
2-20-21	L	66-65	A
2-7-22	W	69-68	A
2-23-22	L	61-65	H

N1-Raleigh, N.C.; N2-Lynchburg, Va.;
N3-Norfolk, Va.; N4-Charlotte, N.C.;
N5-Greensboro, N.C.; N6-Atlanta, Ga.;
N7-Washington, D.C.



ALL-TIME VS. OPPONENTS

FAIRFIELD

Overall: 3-0
Home: 3-0 (1-0 JPJ)
 11-27-81 W 107-66 H
 2-13-91 W 84-52 H
 11-12-12 W 54-45 H

FAIRLEIGH DICKINSON

Overall: 2-0
Home: 2-0 (1-0 JPJ)
 12-6-88 W 88-61 H
 12-18-21 W 82-49 H

FLORIDA

Overall: 1-2
 3-30-92^{NIT} W 62-56 N1
 3-16-12^{NCAA} L 45-71 N2
 3-18-17^{NCAA} L 39-65 N3
N1- New York, N.Y.; N2-Omaha, Neb.; N3-Orlando, Fla.

FLORIDA STATE

Overall: 26-28
Home: 15-11 (6-5 JPJ)
Road: 8-17 (8-17 Tucker)
 1-4-92 W-ot 77-68 A
 2-13-92 L 63-64 H
 1-6-93 W 80-76 H
 2-8-93 L 84-99 A
 1-6-94 W 84-64 H
 2-6-94 L 64-100 A
 1-4-95 W 81-75 A
 2-4-95 W-ot 76-63 H
 1-3-96 L 64-69 H
 2-3-96 W 64-59 A
 1-8-97 W 64-61 A
 2-1-97 W 73-60 H
 2-4-98 L 63-71 H
 2-28-98 L 63-88 A
 12-1-98 L 69-72 H
 1-30-99 W 67-60 A
 1-26-00 W 86-81 H
 2-26-00 L 64-71 A
 1-16-01 W 89-71 H
 2-17-01 W 69-66 A
 1-20-02 W 91-74 H
 2-20-02 L 59-66 A
 1-29-03 W 85-72 H
 3-1-03 L 59-73 A
 1-18-04 W-ot 76-67 H
 2-17-04 L 57-76 A
 2-9-05 W 56-55 H
 3-6-05 L 63-68 A
 1-11-06 L-ot 82-87 H
 2-18-06 L 62-76 A
 2-17-07 W 73-70 H
 1-23-08 L 67-69 A
 1-24-09 L 62-73 H
 2-10-09 L 57-68 A
 2-17-10 L 50-69 H
 2-12-11 L 56-63 A
 2-4-12 L 55-58 A
 3-1-12 L 60-63 H
 1-19-13 W 56-36 H
 3-7-13 L 51-53 A
 1-4-14 W 62-50 A
 1-18-14 W 78-66 H
 3-14-14^{ACC} W 64-51 N1
 2-22-15 W 51-41 H
 3-12-15 W 58-44 N1
 1-17-16 L 62-69 A
 12-31-16 L 58-60 H
 2-7-18 W 59-55 A

1-5-19 W 65-52 H
 3-15-19^{ACC} L 59-69 N2
 1-15-20 L 50-54 A
 1-28-20 W 61-56 H
 2-15-21 L 60-81 A
 2-26-22 L 63-64 H
N1-Greensboro, N.C.; N2-Charlotte, N.C.

FORDHAM

Overall: 0-3
Home: 0-2
Road: 0-1
 2-21-24 L 24-37 H
 2-4-50 L 44-73 A
 12-7-05 L 60-62 H

FURMAN

Overall: 1-0
Home: 1-0
 12-8-04 W 79-67 H

GARDNER-WEBB

Overall: 2-0
Home: 1-0
 12-19-02 W 72-65 H
 3-22-19^{NCAA} W 71-56 N1
N1-Columbia, S.C.

GEORGE MASON

Overall: 8-1
Home: 6-0 (1-0 JPJ)
Road: 1-1 (1-1 Patriot Center)
 11-29-81 W 76-57 H
 11-26-83 W 87-63 H
 12-7-86 W 73-58 H
 1-28-95 W 128-98 H
 11-30-96 W 106-93 A
 11-22-97 W 60-45 H
 12-6-11 W 68-48 H
 11-9-12 L 59-63 A
 11-22-15 W 83-66 N1
N1-Charleston, S.C.

GEORGETOWN

Overall: 11-12
Home: 6-5
Road: 3-7
 2-9-07 L 11-22 A
 2-1-08 L 19-42 H
 2-8-08 L 12-64 A
 1-30-09 L 24-35 H
 2-27-09 L 25-45 H
 2-2-10 L 20-32 A
 2-26-10 W 27-26 H
 2-3-11 W 38-19 H
 2-17-11 L 23-35 A
 1-27-12 L 16-34 A
 2-12-12 W 35-12 H
 3-1-12 L 16-21 A
 1-31-13 W 22-16 H
 2-15-13 L 19-26 A
 2-10-53 W 76-75 H
 2-13-54 W 85-78 A
 12-27-72 W 72-58 N1
 3-8-78^{NIT} L 68-70 H
 12-11-82 W 68-63 A
 12-5-91 W-3ot 76-66 N2
 3-15-00^{NIT} L-3ot 111-115 H
 12-20-01 W 61-55 A
 12-28-02 W 79-75 H
N1-St. Louis, Mo.; N2-Greensboro, N.C.

GEORGE WASHINGTON

Overall: 27-24
Home: 17-10 (2-0 JPJ)
Road: 10-13 (2-1 Smith)
 1-26-07 W 18-17 H
 2-7-07 L 23-26 A
 2-7-08 W 22-10 A
 2-29-08 W 36-10 H
 2-12-10 W 48-16 H
 2-18-13 W 43-18 A
 1-12-14 W 43-7 H
 2-26-14 W 41-16 A
 1-11-15 W 41-12 H
 2-26-15 W 27-19 A
 1-15-16 W 51-25 H
 2-24-16 W 26-20 A
 2-5-21 W 30-23 A
 2-11-22 W 19-16 A
 2-12-23 W 26-13 H
 2-3-40 L-ot 32-35 H
 2-19-41 L 33-44 A
 2-3-42 L 36-54 H
 1943 L 43-49 A
 1946 W 67-35 H
 1947 L 39-41 H
 1947 L 56-57 A
 12-11-47 L 49-55 H
 1-7-48 L 55-61 A
 12-20-48 W 67-53 H
 2-2-49 L 50-62 A
 12-17-49 W 68-64 A
 2-21-50 L 57-64 H
 12-15-50 L 56-58 A
 2-22-51 L 69-72 H
 12-7-51 L 60-62 A
 1-30-52 W 78-66 H
 2-19-53 L 76-98 H
 2-27-53 L 95-110 A
 12-29-53 L 72-97 N1
 1-21-54 L 72-73 H
 1-21-61 L 77-86 H
 2-5-62 L 75-82 A
 12-7-68 L 84-98 H
 2-17-70 L-ot 84-87 A
 1-12-72 W 97-76 H
 1-19-74 L 67-73 A
 1-21-81 W 86-56 H
 1-20-82 W 80-54 A
 1-26-83 W 59-44 H
 12-6-83 W 65-55 A
 2-4-85 W 51-42 H
 3-17-04^{NIT} W 79-66 H
 11-21-14 W 59-42 H
 11-16-15 L 73-68 A
 11-11-18 W 76-57 H
N1-Alexandria, Va.

GEORGIA

Overall: 4-4
Home: 2-2
Road: 0-1
 1-18-26 W 41-31 H
 1-20-27 L 22-29 H
 1-16-29 L 32-40 H
 2-27-32^{SoCon} L 19-40 N1
 2-6-33 W 31-17 H
 1947 L 55-62 A
 12-24-87 W 87-54 N2
 11-22-21 W 65-55 N3
N1-Atlanta, Ga.; N2-Honolulu, Hawaii; N3-Newark, N.J. (Prudential Center)

GEORGIA TECH

Overall: 46-40
Home: 26-11 (10-1 JPJ)
Road: 15-24 (4-2 McCamish)
 12-20-47 L 48-50 A
 12-1-69 L 49-72 A
 1-16-71 W 89-84 H
 12-1-79 W 55-37 H
 2-9-80 L 61-62 A
 1-17-81 W 85-48 H
 2-16-81 W 83-42 H
 3-5-81^{ACC} W 76-47 N1
 1-16-82 W 79-60 H
 2-15-82 W 56-52 A
 1-17-83 W 66-52 A
 2-14-83 W 92-69 H
 3-12-83^{ACC} W 96-67 N2
 1-23-84 L-3ot 71-72 A
 2-7-84 W 91-58 H
 1-21-85 L 46-49 A
 2-16-85 W 62-55 H
 3-8-85^{ACC} L 48-55 N2
 1-4-86 L 61-64 H
 2-15-86 L 55-62 A
 1-22-87 W 61-58 A
 2-18-87 W 60-58 H
 3-6-87^{ACC} W 55-54 N1
 1-23-88 W 58-55 H
 2-25-88 L 71-76 A
 2-6-89 W 78-71 H
 2-22-89 L 65-73 A
 1-21-90 W-ot 81-79 H
 2-22-90 W 73-71 A
 3-11-90^{ACC} L 61-70 N3
 1-19-91 L 51-78 A
 2-19-91 L 60-73 H
 1-14-92 L 71-75 A
 2-22-92 L 49-52 H
 3-13-92^{ACC} L 56-58 N3
 1-23-93 L 71-75 H
 2-23-93 L 61-73 A
 1-23-94 L 70-74 A
 2-22-94 W-ot 73-72 H
 1-22-95 W-2ot 88-85 H
 2-22-95 W 83-60 A
 3-10-95^{ACC} W 77-67 N4
 1-20-96 L 70-90 A
 2-21-96 L 75-84 H
 1-22-97 W 68-64 H
 2-6-97 L 53-66 A
 1-15-98 L 65-83 H
 2-14-98 L 86-105 A
 1-23-99 L 65-77 H
 2-25-99 L-ot 68-74 A
 1-8-00 W 83-65 H
 2-9-00 L 47-68 A
 1-9-01 L 68-73 H
 2-11-01 L 56-62 A
 3-9-01^{ACC} L 69-74 N5
 1-22-02 W 69-65 A
 2-23-02 L 80-82 H
 2-1-03 L 60-80 A
 3-5-03 L 73-90 H
 1-15-04 L 57-75 A
 2-14-04 W 82-80 H
 1-8-05 L 69-92 A
 12-4-05 L 54-63 A
 1-24-07 W 75-69 H
 1-27-08 L-ot 82-92 H
 3-3-08 W 76-74 A
 3-13-08^{ACC} L 76-94 N3
 12-28-08 W-ot 88-84 A
 1-13-10 W 82-75 H

1-22-11 W 72-64 H
 2-23-11 W 62-56 A
 1-19-12 W 70-38 A1
 2-3-13 L 60-66 A
 2-24-13 W 82-54 H
 2-8-14 W 64-45 A
 1-22-15 W 57-28 H
 1-9-16 L 64-68 A
 3-10-16^{ACC} W 72-52 N6
 1-21-17 W 62-49 H
 1-18-18 W 64-48 A
 2-21-18 W 65-54 H
 2-27-19 W 81-51 H
 1-18-20 W 63-58 A
 1-23-21 W 64-62 H
 2-10-21 W 57-49 A
 2-12-22 W 63-53 H
N1-Landover, Md.; N2-Atlanta, Ga. (Omni); N3-Charlotte, N.C.; N4-Greensboro, N.C.; N5-Atlanta, Ga. (Georgia Dome); A1-Philips Arena; N6-Washington, D.C.

GONZAGA

Overall: 1-3
Home: 1-0 (1-0 JPJ)
Road: 0-1
 3-16-01^{NCAA} L 85-86 N1
 12-17-05 L 69-80 A
 1-3-07 W 108-87 H
 12-26-21 L 98-75 N2
N1-Memphis, Tenn.; N2-Fort Worth, Texas

GRAMBLING STATE

Overall: 2-0
Home: 2-0 (1-0 JPJ)
 12-30-01 W 112-67 H
 11-22-16 W 90-34 H

GREEN BAY

Overall: 2-1
Home: 2-0 (2-0 JPJ)
Road: 0-1 (0-1 Resch)
 11-25-11 W 68-42 H
 12-1-12 W 67-51 H
 12-7-13 L 72-75 A

HAMPTON

Overall: 9-0
Home: 7-0 (5-0 JPJ)
Road: 1-0
 11-25-98 W 116-66 H
 12-10-99 W 102-56 A
 12-16-06 W 91-69 H
 12-19-07 W 79-65 H
 12-23-08 W 74-48 H
 12-23-09 W 80-54 H
 11-26-13 W 69-40 H
 3-17-16^{NCAA} W 81-45 N1
 12-22-17 W 82-48 H
N1-Raleigh, N.C.

HARTFORD

Overall: 3-0
Home: 3-0 (1-0 JPJ)
 1-2-86 W 73-54 H
 12-31-05 W 71-62 H
 12-30-07 W 78-70 H

HARVARD

Overall: 1-0
Home: 1-0 (1-0 JPJ)
 12-21-14 W 76-27 H

ALL-TIME VS. OPPONENTS



HIGH POINT

Overall: 1-0
Home: 1-0
 11-30-03 W 79-64 H

HOFSTRA

Overall: 1-2
Home: 1-1
Road: 0-1
 12-15-51 L 49-66 H
 2-9-76 W 91-83 H
 2-7-77 L-ot 69-74 A

HOUSTON

Overall: 3-4
Home: 1-0
Road: 0-3 (0-3 Fertitta Center)
 12-16-82 W 72-63 N1
 2-18-84 L 65-74 A
 3-31-84 L-ot 47-49 N2
 11-23-85 W 92-77 N3
 2-7-88 L 58-81 A
 12-9-89 W 72-54 H
 11-16-21 L 47-67 A
N1- Tokyo, Japan; N2- Seattle, Wash.; N3- Landover, Md.

HOWARD

Overall: 4-0
Home: 4-0 (1-0 JPJ)
 12-12-92 W 100-64 H
 11-21-01 W 115-66 H
 11-14-07 W 92-53 H
 1-4-11 W 84-63 H

INDIANA

Overall: 1-2
Road: 0-1
 12-1-62 L 59-90 A
 3-24-84 NCAA W 74-60 N1
 11-27-02 L 63-70 N2
N1- Atlanta, Ga.; N2- Lahaina, Maui, Hawaii

IONA

Overall: 1-0
 3-16-84 NCAA W 58-57 N1
N1- East Rutherford, N.J.

IOWA

Overall: 1-3
Home: 0-2 (0-2 JPJ)
 3-13-97 NCAA L 60-73 N1
 3-27-13 NIT L 64-75 H
 11-25-16 W 74-41 N2
 11-29-21 L 74-75 H
N1- Salt Lake City, Utah; N2- Niceville, Fla.

IOWA STATE

Overall: 2-2
Home: 1-1 (0-1 JPJ)
Road: 0-1 (0-1 Hilton)
 12-31-03 W 85-74 H
 12-6-04 L 79-81 A
 12-30-10 L 47-60 H
 3-25-16 NCAA W 84-71 N1
N1- Chicago, Ill.

JACKSONVILLE

Overall: 3-0
Home: 2-0
Road: 1-0
 1-19-87 W 82-81 A
 2-1-88 W 77-52 H
 12-19-88 W 86-81 H

JAMES MADISON

Overall: 11-1
Home: 7-0 (1-0 JPJ)
Road: 3-1 (1-0 AUBC)
 11-25-77 W 83-63 H
 11-24-78 W 71-58 H
 12-30-80 W 53-52 A
 12-30-81 W 57-44 N1
 1-2-82 W 73-65 H
 12-1-82 W 51-34 A
 12-3-83 W 53-50 H
 12-16-03 W 90-80 H
 11-8-13 W 61-41 H
 11-14-14 W 79-51 A
 11-10-19 W 65-34 H
 12-7-21 L 49-52 A
N1- Richmond, Va.

KANSAS

Overall: 1-2
 3-24-95 NCAA W 67-58 N1
 11-29-95 L 66-72 N2
 11-27-96 L 63-80 N3
N1- Kansas City, Mo.; N2- Auburn Hills, Mich.; N3- Lahaina, Maui, Hawaii

KENT STATE

Overall: 2-0
Home: 2-0 (1-0 JPJ)
 12-4-74 W 58-40 H
 12-4-20 W-ot 71-64 H

KENTUCKY

Overall: 3-6
Home: 2-2
Road: 0-4
 1-22-14 W 39-23 H
 2-13-22 W 32-30 H
 2-14-24 L 16-29 A
 1-16-28 L 28-31 H
 1-2-62 L 73-93 A
 11-30-63 L 64-75 A
 12-4-65 L 73-99 H
 12-3-66 L 84-104 A
 11-26-02 W 75-61 N1
N1- Lahaina, Maui, Hawaii

LAFAYETTE

Overall: 2-1
Home: 2-0
 3-17-72 NIT L 71-72 N1
 3-5-80 W 67-56 H
 11-25-83 W 71-59 H
N1- New York, N.Y.

LAMAR

Overall: 1-0
Home: 1-0 (1-0 JPJ)
 11-19-12 W 63-44 H

LA SALLE

Overall: 1-2
Home: 0-0 (0-0 JPJ)
Road: 1-1 (1-0 Gola)
 1-10-48 L 59-67 A
 12-27-57 L 64-72 N1
 11-28-14 W 64-56 N2
N1- Richmond, Va; N2- Brooklyn, N.Y.

LEHIGH

Overall: 4-0
Home: 4-0 (3-0 JPJ)
 12-11-73 W 87-60 H
 11-25-15 W 80-54 H
 12-2-17 W 75-54 H
 11-26-21 W 61-43 H

LIBERTY

Overall: 7-2
Home: 7-2 (1-1 JPJ)
 12-30-93 W 62-49 H
 12-30-95 W 76-48 H
 12-18-96 W 67-54 H
 1-7-98 L 64-69 H
 12-8-98 W 95-70 H
 12-30-02 W 77-58 H
 11-18-05 W 79-44 H
 11-25-08 L 82-86 H
 11-23-13 W 75-53 H

LONG BEACH STATE

Overall: 1-0
 11-20-15 W 87-52 N1
N1- Charleston, S.C.

LONG ISLAND

Overall: 3-0
Home: 2-0
 12-27-85 W 71-52 N1
 11-17-00 W 96-50 H
 11-22-02 W 90-86 H
N1- Rochester, N.Y.

LONGWOOD

Overall: 6-0
Home: 6-0 (5-0 JPJ)
 2-15-06 W 91-56 H
 2-13-07 W 90-49 H
 12-7-07 W 76-57 H
 12-17-08 W 90-61 H
 11-13-09 W 85-72 H
 12-3-11 W 86-53 H

LOUISIANA-MONROE

Overall: 1-0
Home: 1-0
 3-7-79 NIT W 79-78 H

LSU

Overall: 3-0
Home: 1-0 (1-0 JPJ)
Road: 1-0 (1-0 Assembly)
 3-30-81 NCAA W 78-74 N1
 1-2-11 W 64-50 H
 1-2-12 W 57-52 A
N1- Philadelphia, Pa.

LOUISVILLE

Overall: 20-5
Home: 9-1 (7-0 JPJ)
Road: 9-4 (6-2 KFC Yum!)
 2-13-24 W 41-26 A
 1947 L 43-69 A
 1-24-82 W 74-56 A
 1-29-83 W 98-81 H
 2-11-84 W 50-45 A
 2-9-85 W 74-65 H
 1-4-89 L 71-74 A
 2-17-90 L 56-72 H
 2-7-15 W 52-47 H
 3-7-15 L 57-59 A
 1-30-16 W 63-47 A
 3-5-16 W 68-46 H
 12-28-16 W 61-53 A
 2-6-17 W 71-55 H
 1-31-18 W 74-64 H
 3-1-18 W 67-66 A
 3-8-18 ACC W 75-58 N1
 2-23-19 W 64-52 A
 3-9-19 W 73-68 H
 2-8-20 L 73-80 A
 3-7-20 W 57-54 H
 3-6-21 W 68-58 A
 1-24-22 W 64-52 H
 3-5-22 W 71-61 A
 3-9-22 ACC W 51-50 N1
N1- Brooklyn, N.Y.

LOYOLA (Md.)

Overall: 7-0
Home: 5-0
Road: 2-0
 2-28-14 W 34-33 A
 2-13-15 W 48-26 H
 11-30-84 W 72-60 H
 1-2-97 W 67-61 H
 12-30-98 W 89-70 A
 12-8-99 W 98-67 H
 12-23-05 W 98-59 H

LOYOLA (Ill.)

Overall: 1-0
 12-28-85 W 71-70 N1
N1- Rochester, N.Y.

LOYOLA MARYMOUNT

Overall: 2-0
Home: 1-0
Road: 1-0
 12-19-03 W 76-68 A
 12-23-04 W-ot 79-77 H

MAINE

Overall: 1-0
 11-27-19 W 46-26 H

MANHATTAN

Overall: 1-0
 3-19-93 NCAA W 78-66 N1
N1- Syracuse, N.Y.

MARQUETTE

Overall: 3-1
Home: 1-0
Road: 2-1
 12-28-74 L 55-73 A
 11-26-88 W 80-63 H
 2-3-90 W-ot 96-91 A
 1-2-91 W 94-88 A

MARSHALL

Overall: 7-2
Home: 5-0 (1-0 JPJ)
Road: 2-1
 3-19-29 W 46-32 H
 1946 W 56-39 H
 12-29-54 L 98-103 N1
 1-3-62 W 65-63 A
 12-20-67 L 89-97 A
 11-25-89 W 83-63 H
 12-20-90 W 74-60 A
 1-19-92 W 73-53 H
 12-31-18 W 100-64 H
N1- Fayetteville, W. Va.

MARYLAND

Overall: 76-107
Home: 46-41 (6-2 JPJ)
Road: 26-61 (7-7 Xfinity)
 1-24-13 W 65-1 H
 12-8-24 W 26-13 H
 2-19-25 L 25-36 H
 2-6-26 W 34-28 H
 2-16-26 L 21-30 A
 1-10-27 W 22-17 H
 2-15-27 L-ot 28-29 A
 1-27-28 L 20-26 A
 2-13-28 W 34-12 H
 1-15-29 L 22-30 H
 2-1-29 W 25-22 A
 1-14-30 L 20-54 H
 2-15-30 L 29-51 A
 2-2-31 W 34-31 H
 2-13-31 L 21-34 A
 1-21-32 L 31-36 H
 2-13-32 L 18-46 A
 1-31-33 W 26-19 H
 2-9-33 L 28-37 A
 1-26-34 L 20-43 H
 2-6-34 L 25-28 A
 2-2-35 L 24-44 A
 2-20-35 L 32-33 H
 2-6-36 L 34-40 A
 1-23-37 L 23-37 A
 1-27-38 L 23-39 H
 1-28-39 L 21-31 A
 2-6-41 W 47-18 H
 1-8-42 L 34-35 H
 1-31-42 L 26-36 A
 1-9-43 L-ot 45-53 A
 2-15-43 L 42-56 H
 1-8-44 W 52-20 H
 2-5-44 W 49-36 A
 2-3-45 W 57-26 H
 2-10-45 W 61-33 A
 1-23-46 W 48-45 A
 2-9-46 L 36-37 H
 1-12-48 W 64-44 H
 2-16-48 W 68-56 A
 12-16-48 W 53-47 A
 1-7-49 W 79-43 H
 12-6-49 W 66-56 H
 2-14-50 L 52-70 A



ALL-TIME VS. OPPONENTS

12-1-50	L	57-59	A
12-13-50	L	43-46	H
12-3-51	L	42-59	H
1-7-52	L	53-63	A
1-5-52	L	61-71	A
1-5-53	L	56-59	H
1-5-54	L	64-70	A
1-18-54	L	56-70	H
12-14-54	L	69-72	H
1-6-55	L	63-78	A
3-13-55	ACC W-ot	68-67	N1
12-2-55	L	55-67	A
12-23-56	W	73-60	H
12-1-56	L	63-67	H
1-1-57	L	39-43	N2
2-12-57	L	64-85	A
3-7-57	ACC L	69-72	N1
2-7-58	L	66-87	H
2-18-58	L	56-69	A
3-6-58	ACC L	66-70	N1
12-10-58	L	56-63	A
2-18-59	W	62-50	H
3-5-59	ACC W	66-65	N1
12-9-59	L	62-70	A
2-10-60	L	43-44	H
12-3-60	L	52-57	H
2-22-61	L	62-77	A
12-18-61	L	70-91	H
2-21-62	W	72-68	A
12-15-62	L	61-67	H
2-16-63	W	71-69	A
12-2-63	L	58-68	A
2-20-64	W	79-73	H
12-5-64	W	61-59	H
2-17-65	L	47-52	A
1-5-66	W	65-62	A
2-16-66	L	64-71	H
12-13-66	L	65-85	H
2-13-67	L	76-87	A
2-13-68	L	76-85	A
2-28-68	W	70-68	H
1-30-69	W	78-77	A
2-15-69	W	84-78	H
2-11-70	W	71-69	H
2-28-70	L	71-79	A
2-10-71	W	78-63	H
3-6-71	L-ot	84-89	A
12-8-71	W	78-57	H
3-4-72	L	42-45	A
3-10-72	ACC L	57-62	N3
1-9-73	L	74-93	A
3-3-73	L	81-92	H
2-6-74	L	81-88	H
3-2-74	L	75-110	A
2-4-75	L	79-86	A
2-19-75	L	51-70	H
2-4-76	L	66-69	H
2-28-76	L	73-81	A
3-5-76	ACC W	73-65	N4
2-2-77	L	67-82	A
2-26-77	W	77-68	H
2-1-78	W	66-64	H
2-25-78	W	79-70	A
1-31-79	W	69-63	A
2-24-79	W	75-72	H
1-30-80	L	61-63	H
2-23-80	L	71-82	A
1-14-81	W	66-64	A
2-28-81	W	74-63	H
3-6-81	ACC L	62-85	N4
1-12-82	W-ot	45-40	H
2-27-82	L-ot	46-47	A
1-8-83	W	83-64	A

3-6-83	W	83-81	H
1-31-84	L	66-67	H
3-4-84	L	65-74	A
1-30-85	L	58-71	A
3-3-85	L	55-60	H
1-19-86	W	70-49	H
3-1-86	L	72-87	A
1-10-87	W	71-64	A
3-1-87	W	82-77	H
1-20-88	W	84-72	H
3-5-88	L	63-69	A
1-17-89	W-ot	64-58	A
3-5-89	W	86-59	H
1-17-90	L	72-74	H
3-3-90	L	74-89	A
1-16-91	W	76-62	A
3-2-91	L-ot	74-78	H
1-29-92	W	82-75	H
3-7-92	W	76-74	A
2-4-93	W	70-68	A
3-6-93	W	88-74	H
2-2-94	W	73-66	H
3-5-94	L	68-70	A
3-11-94	ACC W	69-63	N5
2-1-95	L	62-71	A
3-5-95	W	92-67	H
2-1-96	L	72-80	H
3-2-96	L	71-83	A
1-4-97	L	62-78	A
3-2-97	W	81-74	H
2-1-98	L	70-77	A
2-24-98	L	66-74	H
1-7-99	L	66-71	H
2-6-99	L	72-88	A
2-2-00	L	79-91	A
3-4-00	W-ot	89-87	H
1-31-01	W	99-78	H
3-3-01	L	67-102	A
1-31-02	L	87-91	H
3-3-02	L	92-112	A
2-6-03	W	86-78	A
3-9-03	W-ot	80-78	H
2-4-04	L	67-71	H
3-7-04	L	61-70	A
1-19-05	L	68-82	A
2-19-05	L-2ot	89-92	H
2-7-06	L	65-76	A
3-5-06	L	70-71	H
1-16-07	W	103-91	H
2-6-07	W	69-65	A
1-30-08	L	75-85	A
3-9-08	W	91-76	H
1-20-09	L	78-84	A
3-7-09	W	68-63	H
2-15-10	L	66-85	A
3-6-10	L	68-74	H
1-27-11	L	42-66	H
3-5-11	W	74-60	A
2-18-12	W	71-44	H
3-4-12	W-ot	75-72	A
2-10-13	W	80-69	A
3-10-13	W-ot	61-58	H
2-10-14	W	61-53	H
3-9-14	L-ot	69-75	A
12-3-14	W	76-65	A
11-28-18	W	76-71	A

N1-Raleigh, N.C.; N2-Owensboro, Ky.; N3-Greensboro, N.C.; N4-Landover, Md.; N5-Charlotte, N.C.

UMBC

Overall:	3-1
Home:	2-0
Road:	1-0
12-21-96	W 57-34 H
12-23-00	W 85-69 H
12-28-05	W 77-66 N1
3-25-18	NCAA L 54-74 N2

N1-Richmond, Va.; N2-Charlotte, N.C.

MD-EASTERN SHORE

Overall:	2-0
Home:	2-0 (2-0 JPJ)
11-26-06	W 104-63 H
12-27-11	W 69-42 H

MASSACHUSETTS

Overall:	3-0
3-21-93	NCAA W 71-56 N1
11-26-96	W 75-68 N2
11-23-19	W 58-46 N3

N1-Syracuse, N.Y.; N2-Lahaina, Maui, Hawaii; N3-Uncasville, Conn.

MEMPHIS

Overall:	1-0
3-23-14	NCAA W 78-60 N1

N1-Raleigh, N.C. (PNC Arena)

MIAMI (Fla.)

Overall:	15-12
Home:	9-4 (6-2 JPJ)
Road:	4-7 (4-6 Watson)
2-10-66	L 75-80 A
12-10-66	L 78-80 H
1-12-05	L 80-91 H
3-10-05	ACC W 66-65 N1
1-24-06	W 71-51 H
2-3-07	W 81-70 H
2-21-07	L 60-68 A
3-1-08	L 93-95 A
2-26-09	L 55-62 H
1-16-10	W 75-57 H
2-23-10	L 62-74 A
2-5-11	L-ot 68-70 A
3-10-11	ACC L-ot 62-69 N2
1-7-12	W 52-51 H
2-19-13	L 50-54 A
2-26-14	W 65-40 H
1-3-15	W-2ot 89-80 A
1-12-16	W 66-58 H
2-22-16	L 61-64 A
3-11-16	ACC W 73-68 N1
2-20-17	L-ot 48-54 H
2-13-18	W 59-50 A
2-2-19	W 56-46 H
3-4-20	W 46-44 A
3-1-21	W 62-51 H
2-5-22	W 71-58 H
2-19-22	W 74-71 A

N1-Washington, D.C.; N2-Greensboro, N.C.

MIAMI (OHIO)

Overall:	1-0
3-18-95	NCAA W 60-54 N1

N1-Dayton, Ohio

MICHIGAN

Overall:	2-2
Home:	2-0 (1-0 JPJA)
Road:	0-0 (0-0 Crisler)
12-28-51	L 52-66 N1
3-13-80	NIT W 79-68 H
3-25-89	NCAA L 65-102 N2
11-29-11	W 70-58 H

N1-Pittsburgh, Pa.; N2-Lexington, Ky.

MICHIGAN STATE

Overall:	0-5
Away:	0-3
2-11-47	L 46-51 A
2-19-49	L 43-62 A
12-4-02	L 75-82 A
3-28-14	L 61-59 N1
3-22-15	L 54-60 N2

N1-New York, N.Y.; N2-Charlotte, N.C.

MIDDLE TENNESSEE

Overall:	2-0
3-18-89	NCAA W 104-88 N1
11-21-18	W 74-52 N2

N1-Nashville, Tenn.; N2-Nassau, Bahamas

MINNESOTA

Overall:	5-2
Home:	2-0
Road:	2-2
3-19-80	NIT W 58-55 N1
12-29-90	W 79-72 A
12-28-93	W 62-57 H
11-30-99	L 62-74 A
12-3-03	W 86-78 H
12-2-08	L 56-66 A
11-29-10	W 87-79 A

N1-New York, N.Y.

MISSISSIPPI

Overall:	1-1
2-28-25	L 24-32 N1
12-30-56	W 83-81 N2

N1-Atlanta, Ga.; N2-Owensboro, Ky.

MISSISSIPPI STATE

Overall:	2-2
Home:	1-0 (1-0 JPJ)
2-25-28	SoCon L 28-44 N1
12-27-63	W 81-68 N2
12-29-88	L 84-86 N3
3-16-22	NIT W 60-57 H

N1-Atlanta, Ga.; N2-Owensboro, Ky.; N3-New Orleans, La.

MISSISSIPPI VALLEY ST.

Overall:	1-0
Home:	1-0 (1-0 JPJ)
12-8-12	W 67-39 H

MISSOURI

Overall:	4-1
Home:	2-0
Road:	1-1
2-20-83	W 68-53 N1
2-9-86	W 64-62 A
1-7-87	W 66-50 H
1-20-01	W 85-72 H
2-3-02	L 77-81 A

N1-East Rutherford, N.J.

MISSOURI STATE

Overall:	1-0
11-30-13	W 83-63 N

N1-Corpus Christi, Texas

MONMOUTH

Overall:	1-0
Home:	1-0 (1-0 JPJ)
11-19-17	W 73-53 H

MORGAN STATE

Overall:	4-0
Home:	4-0 (3-0 JPJ)
11-19-06	W 85-66 H
12-19-12	W 83-63 H
11-13-15	W 86-48 H
12-3-18	W 83-45 H

MOUNT SAINT MARY'S

Overall:	1-0
Home:	1-0
11-23-03	W 80-71 H

NAVY

Overall:	15-32
Home:	7-2 (2-1 JPJ)
Road:	8-30
2-5-10	L 6-55 A
2-18-11	L 10-50 A
2-23-16	L 26-35 A
1-31-17	L 17-39 A
1-25-19	L 16-57 A
1-21-20	L 15-34 A
2-5-21	L 17-30 A
2-17-26	L 26-45 A
2-16-27	L 19-33 A
2-8-30	L 38-55 A
1-14-31	L 21-36 A
1-9-32	L 24-25 A
2-8-33	L 38-47 A
2-7-34	L 20-34 A
2-6-35	W 25-24 A
2-5-36	W 26-25 A
1-21-37	L 25-35 A
1-12-38	L 14-36 A
2-4-39	W 39-36 A
1-24-40	W 29-26 A
2-1-41	L 34-42 A
2-7-42	L 37-51 A
1943	L 41-50 A
2-25-48	L 41-48 A
12-15-48	L 56-58 A
12-14-49	L 38-61 A
12-6-50	L 37-59 A
12-8-51	L 32-60 A
1-15-53	L 71-93 A
12-5-53	L 75-86 A
12-8-54	W 79-69 A
2-20-60	L 61-74 A
2-11-61	L 71-85 H
1-30-63	L 66-78 A
2-14-64	W 66-55 H
2-13-65	L 63-85 A
2-5-66	W 85-57 H
2-4-67	L 75-77 A
2-3-68	W 96-80 H
1-8-69	W 84-68 A
1-31-70	W 52-44 H
12-9-70	W 81-63 A
2-6-73	W 67-51 A
2-16-74	W 91-72 H

ALL-TIME VS. OPPONENTS



2022-23 VIRGINIA MEN'S BASKETBALL

11-19-13	W	67-42	H
12-29-19	W	65-56	H
11-25-21	L	58-66	H

NEBRASKA

Overall:	0-1		
12-27-97	L	65-80	N1

N1- Honolulu, Hawaii

NEW HAMPSHIRE

Overall:	1-0		
Home:	1-0		
12-5-99	W	93-52	H

NEW MEXICO

Overall:	2-0		
3-27-92	NIT W	76-71	N1
3-18-94	NCAA W	57-54	N2

N1- Richmond, Va.; N2- Sacramento, Calif.

NEW MEXICO STATE

Overall:	0-1		
12-30-97	L-ot	82-87	N1

N1- Honolulu, Hawaii

NEW ORELANS

Overall:	0-2		
Home:	0-1		
Road:	0-1		
11-30-90	L	55-60	H
12-18-91	L	52-54	A

NICHOLLS STATE

Overall:	1-0		
3-16-95	NCAA W	96-72	N1

N1- Dayton, Ohio

NJIT

Overall:	1-0		
Home:	1-0 (1-0 JPJ)		
12-21-09	W	68-37	H

NORFOLK STATE

Overall:	4-0		
Home:	4-0 (4-0 JPJ)		
12-20-10	W	50-49	H
3-19-13	NIT W	67-56	H
12-23-13	W	66-56	H
11-16-14	W	67-39	H

NORTH CAROLINA

Overall:	60-133		
Home:	37-44 (7-4 JPJ)		
Road:	9-67 (6-25 Smith)		
2-24-11	W	18-15	A
3-1-11	W	26-17	H
2-10-13	W	30-19	N1
2-9-14	W	67-27	N1
3-4-14	W	66-23	H
2-8-15	W-ot	30-29	N1
2-18-15	W	43-26	H
2-7-16	W	30-24	N1
2-24-17	L	24-35	N2
2-19-18	W	45-35	N2
2-15-19	W	40-29	H
2-27-19	W	31-21	N1
2-7-20	W	40-25	H
2-27-20	W	37-31	N1
2-1-21	L	26-28	H
2-26-21	L	12-43	N1
2-20-22	W	31-29	H

2-24-23	L	16-39	A
2-9-24	L	20-33	H
2-21-25	L	15-26	A
2-4-26	L	16-47	H
2-27-26	SoCon	23-25	N3
2-4-27	L	13-42	A
1-23-28	L	21-37	A
2-6-28	L	22-26	H
1-29-29	L	20-28	A
2-7-29	L	25-40	H
2-7-30	L-ot	37-40	H
2-7-31	L	24-28	H
2-8-32	L-ot	24-26	H
1-19-34	L	35-44	A
1-29-34	L	23-24	H
3-1-34	SoCon	18-28	N1
1-15-35	L	20-36	A
1-13-36	L	25-38	A
1-24-36	W-ot	33-30	H
3-5-36	SoCon	21-39	N1
1-26-37	L	15-33	A
2-5-37	L	22-45	H
1-12-39	W	37-29	H
2-13-39	L	37-48	A
2-5-40	W	44-25	N4
1-2-43	W	50-45	N2
1-5-44	W	39-36	H
1-13-45	L	35-42	N2
1-11-46	L	32-44	H
1-21-47	L	38-63	A
1-16-54	L	66-78	A
2-8-54	W	83-69	H
1-11-55	L	87-96	H
2-11-55	W	98-73	N5
1-10-56	L	65-101	A
2-11-56	L	72-83	H
3-1-56	ACC	77-81	N1
1-12-57	L	90-102	A
2-11-57	L	59-68	H
1-9-58	L	66-82	A
2-11-58	L	66-73	H
12-8-58	L	61-83	A
2-25-59	W	69-68	H
1-16-60	L	57-76	N5
2-25-60	L	58-97	A
3-3-60	ACC	63-84	N1
12-6-60	L	47-81	A
1-14-61	L	70-92	H
12-2-61	L	46-80	A
1-13-62	L	71-100	N5
1-19-63	L	81-86	H
2-20-63	L	73-85	A
2-3-64	L	76-89	A
2-24-64	W	79-64	H
1-16-65	L	80-87	H
2-23-65	L-2ot	101-105	A
1-15-66	W	70-69	H
2-22-66	L	79-81	A
1-28-67	L	76-103	A
2-7-67	L	75-79	H
2-6-68	L	64-108	A
2-24-68	L	74-92	H
12-17-68	L	67-94	A
2-4-69	L	76-99	H
12-16-69	L	76-80	H
2-3-70	L	72-87	A
3-5-70	ACC	95-93	N6
12-15-70	L	75-80	A
2-27-71	L	74-75	H
3-12-71	ACC	68-76	N5
1-15-72	L	79-85	H
2-26-72	L	78-91	A
1-25-73	W	84-78	A

2-24-73	L	68-76	H
1-12-74	L	75-87	H
2-23-74	L	61-94	A
1-22-75	L	70-85	A
2-22-75	W	65-62	H
1-10-76	L	82-85	H
2-21-76	L	71-73	A
3-6-76	ACC	67-62	N7
1-8-77	L	67-91	A
2-20-77	L	64-66	H
3-5-77	ACC	69-75	N5
1-7-78	L	61-76	H
2-18-78	L	54-71	A
1-6-79	L-2ot	74-86	A
2-17-79	L	57-66	H
1-5-80	W	88-82	H
2-16-80	L	51-68	A
1-10-81	W	63-57	H
2-3-81	W-ot	80-79	A
3-28-81	NCAA	65-78	N8
1-9-82	L	60-65	A
2-3-82	W	74-58	H
3-7-82	ACC	45-47	N5
1-15-83	L	95-101	H
2-10-83	L	63-64	A
1-18-84	L	66-69	A
2-9-84	L	72-85	H
1-12-85	L	61-65	H
2-7-85	L	73-82	A
1-30-86	W	86-73	H
2-26-86	L	79-85	A
1-14-87	L	80-95	H
2-8-87	L-ot	73-74	A
3-7-87	ACC	82-84	N7
1-16-88	L	62-87	A
2-14-88	L	58-64	H
1-15-89	W	106-83	H
2-12-89	L	67-85	A
1-13-90	L	70-92	A
2-14-90	W	81-80	H
3-9-90	ACC	92-85	N6
1-12-91	L-2ot	86-89	H
2-9-91	L	58-77	A
3-9-91	ACC	71-76	N6
1-25-92	L	56-77	A
2-19-92	W	86-73	H
1-20-93	L	58-80	A
2-21-93	L	58-78	H
3-13-93	ACC	56-74	N6
1-19-94	W	81-77	H
2-19-94	L	56-69	A
3-13-94	ACC	66-73	N6
1-18-95	L	76-79	A
2-19-95	W	73-71	H
1-17-96	L	53-67	H
2-17-96	L	66-71	A
1-11-97	W	75-63	H
2-8-97	L	57-81	A
3-7-97	ACC	68-78	N5
1-10-98	L	73-81	A
2-11-98	L	45-60	H
1-21-99	L	47-71	A
2-20-99	L	66-67	H
1-18-00	W	87-85	H
2-20-00	W	90-76	A
1-24-01	L	81-88	A
2-25-01	W	86-66	H
1-12-02	W	71-67	A
2-12-02	W	73-63	H
1-11-03	W	79-72	H
2-12-03	L	67-81	A
1-24-04	L	77-96	A
2-24-04	W	74-72	H

1-29-05	L	76-110	H
2-16-05	L	61-85	A
1-19-06	W	72-68	H
3-1-06	L	54-99	A
3-10-06	ACC	67-79	N5
1-10-07	L	69-79	A
2-12-08	L	74-75	H
1-15-09	L	61-83	H
2-7-09	L	61-76	A
1-31-10	W	75-60	A
1-8-11	L	56-62	H
2-11-12	L	52-70	A
2-25-12	L	51-54	H
1-6-13	W	61-52	H
2-16-13	L	81-93	A
1-20-14	W	76-61	H
2-2-15	W	75-64	A
3-13-15	L	67-71	N5
2-27-16	W	79-74	H
3-12-16	ACC	57-61	N9
2-18-17	L	41-65	A
2-27-17	W	53-43	H
1-6-18	W	61-49	H
3-10-18	ACC	71-63	N10
2-11-19	W	69-61	A
12-8-19	W	56-47	H
2-15-20	W	64-62	A
2-13-21	W	60-48	H
1-8-22	L	58-74	A
3-10-22	L	43-63	N10

N1-Raleigh, N.C.; N2-Lynchburg, Va.; N3-Atlanta, Ga.; N4-Danville, Va.; N5-Greensboro, N.C.; N6-Charlotte, N.C.; N7-Landover, Md.; N8-Philadelphia, Pa.; N9-Washington, D.C.; N10-Brooklyn, N.Y.

UNC ASHEVILLE

Overall:	1-0		
Home:	1-0 (1-0 JPJ)		
11-22-06	W	81-64	H

UNC GREENSBORO

Overall:	2-0		
Home:	1-0 (1-0 JPJ)		
Away:	1-0 (1-0 Coliseum)		
11-11-16	W	76-51	A
11-10-17	W	60-48	H

UNC WILMINGTON

Overall:	4-0		
Home:	3-0 (1-0 JPJ)		
12-17-84	W	87-42	H
12-3-87	W	87-51	H
1-18-10	W	69-67	H
3-16-17	NCAA	76-71	N1

N1- Orlando, Fla.

NORTH CAROLINA A&T

Overall:	1-0		
Home:	1-0		
11-30-94	W	94-50	H

NC STATE

Overall:	68-85		
Home:	39-25 (8-2 JPJ)		
Road:	25-42 (9-8 PNC)		
1-27-13	W	53-10	H
2-20-25	W	21-20	A
1-24-27	L	9-13	H
2-11-28	L	23-33	H
1-28-29	L	27-41	A
1-31-30	L-ot	31-36	H
2-3-32	W	20-17	H

2-2-33	L	27-31	H
1-22-34	L-ot	31-35	A
1-14-36	L	28-40	A
1-27-37	L	17-40	A
1946	W	53-29	H
2-1-55	L	91-98	A
2-8-55	L	97-114	H
1-31-56	L	54-99	A
2-7-56	L	76-77	H
1-29-57	L	63-80	N1
2-5-57	L	60-87	A
1-1-58	L	70-84	A
2-4-58	L	58-61	N1
1-6-59	L	68-73	A
2-3-59	L	70-87	H
3-6-59	ACC	63-66	N2
1-5-60	W	53-48	H
2-2-60	L	53-87	A
1-3-61	L	71-94	N1
1-31-61	L	58-91	N3
1-30-62	L	72-99	A
2-7-62	L	68-88	H
1-9-63	W	78-69	H
2-2-63	W	84-75	A
1-8-64	W	66-53	H
2-1-64	W	50-48	N3
1-6-65	L	67-73	H
1-30-65	L	69-92	A
3-4-65	ACC	69-106	N2
12-14-65	L	87-98	H
1-8-66	L	69-86	A
3-3-66	ACC	77-86	N2
1-30-67	W	83-70	A
2-11-67	L	59-70	H
1-29-68	L	77-79	H
2-10-			



ALL-TIME VS. OPPONENTS

3-26-83	NCAA	L	62-63	N7
1-11-84		W	57-54	H
2-25-84		W	74-63	A
1-8-85		L	45-51	A
2-24-85		L	55-57	H
1-25-86		L	53-55	A
2-19-86		W	69-60	H
3-7-86	ACC	W	64-62	N3
1-28-87		W	61-60	H
2-22-87		W	72-65	A
2-3-88		L	69-75	A
2-27-88		L	63-64	H
2-1-89		W	91-71	H
2-26-89		W	76-75	A
1-31-90		L	58-84	A
2-25-90		W	77-71	H
1-29-91		W	104-72	H
2-23-91		L	76-83	A
2-1-92		W	80-69	A
3-3-92		W	74-68	H
1-9-93		W	73-56	A
2-11-93		W	75-66	H
1-9-94		W	79-58	H
2-9-94		L	54-67	A
1-7-95		W	76-65	A
2-8-95		W	65-55	H
1-6-96		W	73-69	H
2-8-96		W-2ot	84-82	A
1-28-97		W	56-50	H
2-19-97		W	55-46	A
1-18-98		W	59-56	H
2-18-98		L	55-74	A
1-14-99		L	72-82	A
2-14-99		W-ot	82-79	H
1-12-00		L	62-65	A
2-12-00		W	88-82	H
3-10-00	ACC	L	65-76	N4
1-6-01		W	88-81	H
2-7-01		L	80-90	A
1-5-02		L	74-81	H
2-6-02		L	68-85	A
3-8-02	ACC	L	72-92	N4
1-5-03		L	63-75	A
2-9-03		W	61-58	H
12-28-03		L	69-86	A
2-7-04		L	63-79	H
2-5-05		W	64-62	A
3-2-05		L	72-82	H
2-1-06		L	64-66	A
12-3-06		W	67-62	H
1-24-07		W	71-58	A
3-9-07	ACC	L	71-79	N8
2-24-08		W	78-60	H
2-21-09		L	67-72	A
1-9-10		W	70-62	A
2-3-10		W	59-47	H
3-1-11		W	69-58	H
1-28-12		W	61-60	A
3-9-12	ACC	L	64-67	N6
1-29-13		W	58-55	H
3-15-13	ACC	L	56-75	N3
1-11-14		W	76-45	A
1-7-15		W	61-51	H
2-11-15		W	51-47	A
2-15-16		W	73-53	H
2-25-17		W	70-55	A
1-14-18		W	68-51	H
1-29-19		W-ot	66-65	A
3-14-19	ACC	W	76-56	N4
1-20-20		L	51-53	H
2-3-21		W	64-57	A
2-15-21		L	61-68	H
1-22-22		L	63-77	A

N1-Portsmouth, Va.; N2-Raleigh, N.C.;
N3-Greensboro, N.C.; N4-Charlotte,
N.C.; N5-Landover, Md.; N6-Atlanta, Ga.;
N7-Ogden, Utah; N8-Tampa, Fla.

NORTH TEXAS

Overall: 2-0
Home: 1-0 (1-0 JPJ)
Away: 1-0 (1-0 Super Pit)
11-20-12 W 80-64 H
3-20-22^{NIT} Wot 71-69 A

NORTHEASTERN

Overall: 1-0
Home: 1-0
11-24-89 W 82-60 H

NORTHERN IOWA

Overall: 1-0
Home: 1-0 (1-0 JPJ)
12-21-13 W 57-43 H

NORTHWESTERN

Overall: 3-0
Home: 2-0 (1-0 JPJ)
Road: 1-0 (1-0 Welsh-Ryan)
12-1-04 W 48-44 A
11-30-05 W 72-57 H
11-27-07 W 94-52 H

NOTRE DAME

Overall: 16-3
Home: 7-0 (6-0 JPJ)
Road: 6-1 (6-1 Purcell)
2-22-81 L 56-57 N1
1-6-82 W 87-54 N2
3-16-90^{NCAA} W 75-67 N3
1-26-91 W 68-67 A
1-18-92 W 84-56 H
4-1-92^{NIT} W-ot 81-76 N4
1-28-14 W 68-53 A
2-22-14 W 70-49 H
1-10-15 W 62-56 A
1-2-16 W 77-66 H
1-24-17 W 71-54 A
3-9-17^{ACC} L 58-71 N5
3-3-18 W 62-57 H
1-26-19 W 82-55 A
2-16-19 W 60-54 H
2-11-20 W-ot 50-49 H
12-30-20 W 66-57 A
1-13-21 W 80-68 H
1-29-22 L 65-69 A

N1-Chicago, Ill.; N2-Landover, Md.;
N3-Richmond, Va.; N4-New York, N.Y.;
N5-Brooklyn, N.Y.

OHIO

Overall: 1-3
Home: 1-1
Road: 0-1
11-18-94 L 83-94 H
12-6-00 W 90-71 H
2-26-03 L 72-78 A
3-20-21^{NCAA} L 58-62 N1
N1-Bloomington, Ind.

OAKLAND

Overall: 1-0
Home: 1-0 (1-0 JPJ)
12-30-15 W 71-58 H

OHIO STATE

Overall: 3-3
Home: 2-1 (1-0 JPJ)
Road: 1-2 (1-0 Value City)
2-6-32 L 26-30 H
12-5-62 L 46-70 A
1-27-80 L 65-70 A
1-25-81 W 89-73 H
12-1-15 W 64-58 A
11-30-16 W 63-61 H

OKLAHOMA

Overall: 3-1
12-23-87 L 61-109 N1
3-23-89^{NCAA} W 86-80 N2
11-23-10 W 75-56 N3
3-24-19^{NCAA} W 63-51 N4
N1-Honolulu, Hawaii; N2-Lexington, Ky.;
N3-Lahaina, Maui, Hawaii; N4-Columbia,
S.C.

OLD DOMINION

Overall: 9-5
Home: 4-2 (1-0 JPJ)
Road: 1-1 (0-0 Constant)
2-12-77 L 63-71 H
12-3-77 W 86-67 A
12-2-78 L 61-65 H
12-29-79 W 79-58 N1
12-30-82 W 75-59 N1
12-20-85 W 68-61 N1
12-18-87 L 72-74 N1
12-28-91 W 83-67 N1
12-9-92 W 90-68 H
12-11-93 L 69-76 A
11-16-94 W 83-80 H
2-5-96 W 87-49 H
3-24-08^{CBII} W 80-76 H
12-22-12 L 61-63 N1
N1-Richmond, Va.

ORAL ROBERTS

Overall: 1-0
Home: 1-0 (1-0 JPJA)
11-21-09 W 76-55 H

OREGON

Overall: 3-0
Home: 1-0 (1-0 JPJ)
Road: 1-0
12-17-10 W 63-48 H
12-18-11 W 67-54 A
3-28-19^{NCAA} W 53-49 N1
N1-Louisville, Ky.

PENN STATE

Overall: 5-3
Home: 3-1 (0-1 JPJ)
Road: 1-2
2-16-72 L 74-86 A
2-17-73 W 85-74 H
12-5-73 L 68-93 A
1-15-75 W 73-50 H
12-9-75 W 79-66 A
1-16-78 W 83-56 H
12-27-84 W 66-54 N1
11-30-09 L 66-69 H
N1-New Orleans, La.

PENNSYLVANIA

Overall: 8-5
Home: 4-1 (0-0 JPJ)
Road: 3-4 (3-4 Paestra)
1-6-11 L 11-32 H
2-27-54 L 62-71 A
12-28-57 W 88-64 N1
12-9-69 L 53-84 A
12-7-76 L 64-68 A
12-7-77 W 70-63 H
11-29-78 L 78-80 A
1-16-80 W 69-39 H
1-15-85 W 60-50 A
1-14-86 W 81-52 H
11-29-91 W 87-58 H
12-1-92 W 74-68 A
11-23-07 W 100-85 A
N1-Richmond, Va.

PITTSBURGH

Overall: 19-4
Home: 8-1 (5-0 JPJ)
Road: 8-3 (5-1 Petersen)
12-27-51 L 49-72 A
2-18-67 W 82-70 A
2-17-68 W 92-60 H
2-23-72 W 84-74 H
2-21-73 W 79-66 A
1-2-74 L 70-81 H
2-15-75 L-ot 70-71 A
1-21-76 W 75-68 H
12-4-76 W 62-61 A
12-3-91 W 84-80 N1
2-2-14 W 48-45 A
3-15-14^{ACC} W 51-48 N2
2-16-15 W 61-49 H
2-6-16 W 64-50 A
1-4-17 L-ot 76-88 A
3-4-17 W 67-42 H
3-8-17^{ACC} W 75-63 N3
2-24-18 W 66-37 A
3-2-19 W 73-49 H
2-22-20 W 59-56 A
2-6-21 W 73-66 H
12-3-21 W 57-56 H
1-19-22 W 66-61 A
N1-Richmond, Va.; N2-Greensboro, N.C.;
N3-Brooklyn, N.Y.

PRINCETON

Overall: 0-2
Home: 0-1
Road: 0-1
12-12-72 L 65-69 A
2-25-75 L 50-55 H

PROVIDENCE

Overall: 5-3
Home: 0-1
Road: 0-1
12-28-78 W 106-68 N1
11-23-84 L-ot 71-75 N2
3-16-89^{NCAA} W 100-97 N3
11-26-99 W 80-64 N4
1-3-04 L 69-84 H
2-2-05 L 79-98 A
11-26-16 W 63-52 N5
11-22-21 W 58-40 N6
N1-New Orleans, La.; N2-Kona, Hawaii;
N3-Nashville, Tenn.; N4-Bayamon, Puerto
Rico; N5-Niceville, Fla.; N6-Newark, N.J.
(Prudential Center)

PURDUE

Overall: 2-2
Home: 1-0
Road: 0-2
11-29-00 W 98-79 H
11-29-06 L 59-61 A
3-30-19^{NCAA} W-ot 80-75 N1
12-4-19 L 40-69 A
N1-Louisville, Ky.

RADFORD

Overall: 7-0
Home: 7-0 (3-0 JPJ)
1-6-88 W 65-56 H
2-4-91 W 87-54 H
12-29-92 W 82-63 H
12-28-96 W 95-47 H
11-21-08 W 68-66 H
12-7-10 W 54-44 H
11-12-21 W 73-52 H

RHODE ISLAND

Overall: 2-1
Home: 1-1
12-19-59 W 86-83 H
11-28-87 L 73-76 H
11-24-17 W 70-55 N1
N1-Brooklyn, N.Y.

RICE

Overall: 2-0
Home: 1-0
Road: 1-0
12-4-93 W 59-51 H
12-10-94 W 67-50 A

RICHMOND

Overall: 52-36
Home: 31-15 (1-0 JPJ)
Road: 14-19
1-20-15 W 39-13 H
1-19-16 W 58-23 H
1-24-17 W 31-20 H
1-25-18 W 64-34 H
1-20-20 W 55-13 H
2-26-20 W 46-17 A
1-29-21 W 33-15 H
2-24-21 W 35-30 A
1-23-22 W 28-21 H
1-29-23 W 32-21 H
1-31-24 W 23-13 H
1-20-25 W 34-24 H
1-21-26 W 55-29 H
1-14-27 L 17-22 H
2-1-28 W 38-30 H
1-22-30 W 36-35 H
2-23-31 W 28-18 H
12-22-35 L 16-25 H
1-7-35 L 28-50 H
2-8-36 W 25-53 H
2-17-36 L 32-37 A
2-8-37 W 38-25 A
2-12-38 W 27-35 H
2-28-38 L 27-41 A
1-16-39 W 45-28 H
2-6-39 L 30-32 A
2-16-40 L 21-27 A
2-26-40 W 36-20 H
1-13-41 W 37-18 A
1-28-41 W 37-22 H
1-10-42 L 17-25 H
2-5-42 W 36-24 A

ALL-TIME VS. OPPONENTS



2022-23 VIRGINIA MEN'S BASKETBALL

1-14-43	L	48-50	A
2-9-43	L	33-41	H
1-13-44	L	31-43	H
2-8-44	L	38-46	A
1-6-45	W	30-24	H
1-16-46	W	49-47	H
2-4-46	L	39-50	A
1-17-47	L	40-44	A
2-25-47	W-2ot	55-54	H
1-31-48	W	62-54	H
2-7-48	W	70-57	A
1-13-49	W	68-61	H
2-12-49	L	58-59	A
1-14-50	L	62-76	A
2-8-50	W	70-46	H
2-8-51	L	67-68	H
2-17-51	W	68-49	A
1-11-52	W	75-64	H
2-9-52	W	79-47	A
2-7-53	L	85-93	A
2-24-53	L	81-88	H
1-7-54	L	69-78	H
2-5-54	L	84-107	A
2-19-55	L	88-92	A
12-10-55	L	72-74	A
12-8-56	L	59-65	A
1-8-57	L	50-56	H
12-7-57	L	51-64	H
12-6-58	L	66-72	A
12-5-59	W	85-67	H
12-10-60	L	68-80	A
12-4-61	W	74-55	H
12-8-62	W	59-50	A
12-7-63	W	91-71	H
12-12-64	L	66-72	A
12-11-65	L	69-89	H
12-8-66	W	89-84	A
1-3-68	L	97-102	H
12-5-68	W	113-92	A
12-20-68	W	90-77	N1
12-19-69	W	87-76	N2
12-21-71	W	93-58	N3
2-10-78	W	68-42	N4
12-29-81	W	74-43	N4
12-29-82	W	102-85	N4
12-1-84	W	57-52	H
12-21-85	L	46-58	N4
12-21-89	W	69-57	N4
12-29-91	L	74-80	N4
12-9-95	W	67-52	A
1-30-97	W	83-66	H
11-16-97	L-2ot	79-83	A
12-21-99	W	69-65	A
11-28-04	W	85-58	H
11-22-05	W	59-43	A
3-18-08	CB1	66-64	H

N1- Salem, Va.; N2- Hampton, Va.; N3- Roanoke, Va.; N4- Richmond, Va.

RIDER

Overall:	1-0
Home:	1-0
11-19-09	W 79-46 H

ROBERT MORRIS

Overall:	2-0
Home:	1-0 (1-0 JPJ)
Away:	1-0
11-19-04	W 88-55 A
12-17-16	W 79-39 H

RUTGERS

Overall:	4-0
Home:	1-0 (0-0 JPJ)
Road:	1-0 (1-0 RAC)
12-29-86	W 74-56 N1
12-23-01	W 76-68 H
12-21-02	W 61-57 A
11-29-14	W 45-26 N2

N1-New York, N.Y.; N2- Brooklyn, N.Y.

ST. BONAVENTURE

Overall:	0-1
Home:	0-1 (0-1 JPJ)
3-22-22	NIT L 51-52 H

ST. FRANCIS BROOKLYN

Overall:	1-0
Home:	1-0
11-15-17	W 72-32 H

ST. FRANCIS (Pa.)

Overall:	1-0
Home:	1-0
12-1-20	W 76-61 H

ST. JOHN'S

Overall:	1-7
Home:	1-2 (1-0 JPJ)
Road:	0-4
12-20-58	L 71-90 A
12-2-67	L 63-82 A
1-13-69	L 61-77 H
12-27-86	L 58-64 N1
12-12-98	L 68-95 H
12-4-99	L 63-85 A
3-24-03	NIT L 63-73 A
3-24-13	NIT W 68-50 H

N1- New York, N.Y.

SAINT JOSEPH'S

Overall:	2-6
Home:	1-0
Road:	1-6
1-17-40	L 39-43 A
1941	W 52-39 A
2-20-42	L 37-50 A
1944	L 34-50 A
2-28-51	L 54-67 A
2-25-56	L 69-72 A
2-21-58	L 63-83 A
3-18-85	NIT W 68-61 H

SAINT LOUIS

Overall:	0-1
Road:	0-1
12-29-72	L 74-75 A

SAMFORD

Overall:	1-0
Home:	1-0
11-28-89	W 87-61 H

SAN DIEGO STATE

Overall:	1-0
Road:	1-0
12-30-83	W 81-65 A

SAN FRANCISCO

Overall:	0-1
11-27-20	L 60-61 N1

N1- Uncasville, Conn.

SAN JOSE STATE

Overall:	0-1
12-21-79	L 79-83 N1

N1- Santa Clara, Calif.

SAVANNAH STATE

Overall:	1-0
Home:	1-0 (1-0 JPJ)
12-19-17	W 78-47 H

SEATTLE

Overall:	2-1
Home:	1-1 (0-1 JPJ)
Road:	1-0 (1-0 Key Arena)
12-22-10	L 53-59 H
12-21-11	W 83-77 A
11-17-12	W 83-43 H

SETON HALL

Overall:	0-3
3-4-71	L 71-73 N1
12-28-88	L 67-84 N2
11-24-07	L 60-74 N3

N1- New York, N.Y.; N2- New Orleans, La.; N3- Philadelphia, Pa.

SIENA

Overall:	1-0
11-23-90	W 80-77 N1

N1- Anchorage, Alaska

SOUTH CAROLINA

Overall:	26-25
Home:	16-9 (0-1 JPJ)
Road:	7-13 (1-0 Colonial Life)
1-17-21	W 44-9 H
2-18-25	W 36-14 H
2-26-25	SoCon W 31-25 N1
2-11-27	L 23-25 H
2-12-27	L 32-34 N2
1-20-28	W 33-28 A
1-21-28	W 38-29 A
2-18-28	W 36-27 H
1-5-35	W 33-26 H
1-16-37	W 38-19 H
12-18-54	W 92-82 A
1-3-55	W 89-69 H
12-17-55	L 69-70 A
1-2-56	W 84-83 H
1-15-57	W 76-73 H
2-15-57	L 79-97 A
1-4-58	W 74-68 A
2-28-58	W 77-70 H
1-10-59	L 64-69 A
2-28-59	W 81-70 H
1-9-60	L 70-74 H
2-5-60	L 77-78 A
1-9-61	W 94-91 H
2-4-61	W 90-82 A
12-8-61	L 63-71 A
1-8-62	W 98-95 H
1-7-63	L 64-68 H
2-9-63	L 59-66 A
1-4-64	L 62-70 H
2-28-64	L 82-96 A
1-8-65	L 60-64 A
2-26-65	W 70-59 H
1-29-66	L 64-82 A
2-26-66	L 57-59 H
1-11-67	L 67-81 H
2-25-67	W 71-68 A
12-11-67	W 84-82 H
1-13-68	L 68-94 A

3-7-68	ACC L 78-101 N3
12-14-68	W 86-70 H
2-22-69	L 70-86 A
12-13-69	L 51-62 H
1-12-70	L 42-63 A
1-11-71	W 50-49 H
1-30-71	L 70-92 A
11-24-90	W 65-59 N4
11-25-96	W 93-70 N5
11-25-99	L 71-73 N6
3-13-02	NIT L 67-74 H
12-19-18	W 69-52 A
12-22-19	L 59-70 H

N1-Atlanta, Ga.; N2- Lynchburg, Va.; N3- Charlotte, N.C.; N4- Anchorage, Alaska; N5- Lahaina, Maui, Hawaii; N6- Bayaman, Puerto Rico

USC UPSTATE

Overall:	1-0
Home:	1-0 (1-0 JPJ)
11-15-10	W 74-54 H

SOUTH FLORIDA

Overall:	1-1
Home:	1-0 (1-0 JPJ)
Road:	0-1
11-19-08	W 77-75 H
11-16-09	L 49-66 A

SOUTH CAROLINA STATE

Overall:	2-0
Home:	2-0 (2-0 JPJ)
11-13-11	W 75-38 H
11-18-14	W 75-55 H

SOUTHERN ILLINOIS

Overall:	1-0
Home:	1-0
12-6-86	W 94-82 H

SMU

Overall:	1-0
11-29-13	W 76-73 N1

N1- Corpus Christi, Tex.

STANFORD

Overall:	1-7
Home:	1-2 (0-1 JPJ)
Road:	0-4
12-21-91	L 60-74 A
12-5-92	W 72-48 H
12-22-93	L 72-84 A
12-22-94	L 60-64 H
3-14-06	NIT L 49-65 A
1-7-07	L 75-76 H
11-24-09	L 52-57 N1
11-18-10	L 60-81 A

N1- Cancun, Mexico

STETSON

Overall:	1-1
Home:	1-0
Road:	0-1
1-5-74	L 76-78 A
3-1-75	W 60-58 H

STONY BROOK

Overall:	1-0
Home:	1-0 (1-0 JPJ)
12-18-20	W 56-44 H

SYRACUSE

Overall:	11-6
Home:	4-2 (4-2 JPJ)
Road:	5-2 (5-2 Carrier Dome)
3-22-84	NCAA W 63-55 N1
3-18-90	NCAA L 61-63 N2
12-5-07	L 68-70 H
11-28-08	L 70-73 A
3-1-14	W 75-56 H
3-2-15	W 59-47 A
1-24-16	W 73-65 H
3-27-16	NCAA L 62-68 N3
2-4-17	L 62-66 A
1-9-18	W 68-61 H
2-3-18	W 59-44 A
3-4-19	W 79-53 A
11-6-19	W 48-34 A
1-11-20	L-ot 55-63 H
1-25-21	W 81-58 H
3-11-21	ACC W 72-69 N4
1-1-22	W 74-69 A

N1-Atlanta, Ga.; N2-Richmond, Va.; N3-Chicago, Ill.; N4-Greensboro, N.C.

TCU

Overall:	0-1
11-18-11	L 55-57 N1

N1- St. Thomas, USVI

TEMPLE

Overall:	2-3
Home:	0-2
Road:	2-0
2-3-65	W 59-84 A
12-29-77	L 66-55 N1
1-29-79	L 73-71 H
12-5-79	W 58-52 A
11-21-86	L 75-79 H

N1- New Orleans, La.

TENNESSEE

Overall:	8-5
Home:	5-1 (1-0 JPJ)
Road:	0-3 (0-1 Thomp-Boling)
2-22-17	L 21-24 H
2-22-18	W 58-21 H
2-2-22	W 31-20 H
1-4-41	W 41-30 H
12-27-58	L 59-79 A
3-19-81	NCAA W 62-48 N1
3-14-82	NCAA W 54-51 N2
3-23-85	NIT L 54-61 A
3-23-92	NIT W 77-52 H
12-19-00	W 107-89 N3
3-18-07	NCAA L 74-77 N4
12-5-12	W 46-38 H
12-30-13	L 52-87 A

N1-Atlanta, Ga.; N2-Indianapolis, Ind.; N3- East Rutherford, N.J.; N4-Columbus, Ohio

TENNESSEE-MARTIN

Overall:	1-0
Home:	1-0
11-24-95	W 84-65 H

TENNESSEE STATE

Overall:	1-0
Home:	1-0 (1-0 JPJ)
11-25-14	W 79-36 H



ALL-TIME VS. OPPONENTS

TEXAS A&M

Overall: 0-1
12-29-62 L 59-60 N1
N1- Jonesboro, Ark.

TEXAS-PAN AMERICAN

Overall: 1-0
Home: 1-0 (1-0 JPJ)
1-5-10 W 72-53 H

TEXAS TECH

Overall: 1-0
4-8-19 ^{NCAA} W-ot 85-77 N1
N1- Minneapolis, Minn.

TOWSON

Overall: 7-0
Home: 6-0 (2-0 JPJ)
11-30-85 W-ot 68-55 H
12-3-88 W 87-79 H
2-25-91 W 72-49 H
12-3-94 W 94-66 H
12-30-11 W 57-50 H
11-6-18 W 73-42 H
11-25-20 W 89-54 N1
N1- Uncasville, Conn.

TULANE

Overall: 3-0
Home: 1-0
Road: 1-0
2-26-26 ^{SecCon} W 29-25 N1
1-27-77 W 74-70 A
2-22-78 W 91-70 H
N1- Atlanta, Ga.

UAB

Overall: 1-1
Home: 1-0
3-18-82 ^{NCAA} L 66-68 N1
12-30-09 W 72-63 H
N1- Birmingham, Ala.

UC IRVINE

Overall: 1-0
Home: 1-0
12-21-88 W 99-89 H

UCLA

Overall: 0-1
11-26-90 L 74-89 N1
N1- Anchorage, Alaska

UNLV

Overall: 3-1
Home: 1-0
Road: 1-1
12-29-73 L 72-77 A
3-17-80 ^{NIT} W 90-71 N1
1-3-94 W 59-39 A
2-12-95 W 75-65 H
N1- New York, N.Y.

USC

Overall: 1-0
12-30-77 W 85-82 N1
N1- New Orleans, La.

UTAH

Overall: 1-1
12-18-82 W 80-57 N1
12-20-06 L 70-94 N2
N1- Tokyo, Japan; N2- Guaynabo, Puerto Rico

VANDERBILT

Overall: 2-5
Home: 1-1
Road: 0-4 (0-4 Memorial)
12-6-52 L 83-90 A
12-29-59 L 64-75 A
12-3-89 L 64-68 A
12-8-91 W 70-56 H
12-6-94 L 65-70 A
12-5-95 L 48-61 H
11-23-17 W 68-42 N1
N1- Brooklyn, N.Y.

VCU

Overall: 13-2
Home: 6-1 (1-1 JPJ)
Road: 3-0 (2-0 Siegel)
12-29-76 W 65-58 N1
11-25-78 W 81-60 H
12-28-79 W 89-72 N1
11-29-80 W 77-62 H
11-27-82 W 69-63 H
12-1-85 W-ot 79-75 H
12-19-87 L 66-75 N1
12-20-90 W 63-46 N1
12-21-95 W 80-65 H
12-13-97 W 73-67 N1
11-13-98 W 86-70 A
11-12-13 L 56-59 H
12-6-14 W 74-57 A
11-17-17 W 76-67 A
12-9-18 W 57-49 H
N1-Richmond, Coliseum (Times-Dispatch Tournament)

VERMONT

Overall: 2-0
Home: 2-0 (2-0 JPJ)
11-11-07 W 90-72 H
11-19-19 W 61-55 H

VILLANOVA

Overall: 5-3
Home: 2-0
Road: 1-3 (1-0 The Pavilion)
3-15-81 ^{NCAA} W 54-50 N1
1-17-87 W 88-59 H
1-2-88 L 54-63 A
12-7-89 W 73-65 N2
3-18-92 ^{NIT} W 83-80 A
3-20-04 ^{NIT} L 63-73 A
12-19-15 W 86-75 H
1-29-17 L 59-61 A
N1-Charlotte, N.C.; N2- East Rutherford, N.J.

VIRGINIA TECH

Overall: 96-58
Home: 41-13 (11-4 JPJ)
Road: 23-32 (10-18 Cassell)
2-20-15 W 39-21 H
2-9-16 W 30-14 H
1922 W-ot 26-22 N1
2-22-23 L 18-22 N2
2-2-24 W 32-16 N1
1-31-25 W 43-32 H

1-26-26 W 34-19 A
1-22-27 W 34-25 H
2-21-27 W 27-14 A
2-2-28 W 35-26 H
2-9-28 W 38-12 A
1-23-29 L 25-26 A
2-5-29 W 34-25 H
1-24-30 W 28-21 H
1-27-30 L 31-36 A
1-17-31 L 21-28 A
1-30-31 W 35-25 H
1-25-32 W 35-24 A
1-29-32 W 26-22 H
1-27-33 W 36-30 N2
1-23-35 W 29-24 A
2-18-35 W 54-31 H
2-14-36 W 30-26 N2
2-11-37 L 28-29 N2
2-19-37 W 40-22 N1
2-1-38 W 43-38 H
2-7-38 L 32-35 A
1-30-39 W 45-16 H
2-20-39 W 39-25 A
1-29-40 W 34-25 N1
2-21-40 W 42-27 H
1-21-41 W 49-35 N2
2-15-41 W 40-39 A
1-23-42 L 25-42 N1
2-14-42 W 58-36 H
1943 L 46-62 N2
1944 W 63-55 A
1-20-45 W 44-34 A
1946 W 57-29 H
1947 W 58-52 A
1-16-48 L 49-54 H
2-21-48 L 43-57 A
1-31-49 L 50-52 A
2-10-49 L 64-66 H
1-16-50 L 50-64 H
2-18-50 L 64-78 A
1-6-51 L 59-60 H
2-10-51 L 62-93 A
1-26-52 L 62-90 A
2-21-52 W 74-59 H
1-21-53 W 108-95 H
2-17-53 W-ot 87-85 A
12-30-53 W 97-81 N3
1-12-54 W 95-73 A
2-22-54 W 78-69 H
2-18-55 W 107-59 H
2-25-55 L 72-78 A
12-29-55 W 103-84 N4
1-7-56 W 71-66 H
2-4-56 L 64-74 A
2-2-57 L 56-70 A
1-7-58 W 80-66 H
12-4-58 L 73-85 A
12-12-59 L 72-80 H
2-18-61 L 70-105 A
1-20-62 L 59-92 H
1-4-63 L 63-71 A
1-26-63 L 73-75 H
1-2-64 L 60-62 A
1-25-64 L 62-78 H
1-4-65 L 56-73 A
2-2-66 W 79-65 H
3-2-67 L 60-76 A
1-6-68 L 82-84 H
12-21-68 L 74-85 N5
2-11-69 L 64-68 A
1-7-70 W 81-71 H
12-3-70 W 68-59 N6
1-6-71 L 74-93 A

2-7-72 W 107-85 H
2-28-73 L 83-87 A
2-27-74 W 84-70 H
1-11-75 L 73-74 A
1-14-76 L 69-91 N4
2-25-76 W-2ot 79-75 H
12-30-76 L 60-65 N4
1-12-77 W 55-50 N6
2-23-77 L 61-71 N1
1-18-78 W 66-62 N1
2-11-78 W 76-68 N4
1-17-79 W 93-78 N4
2-10-79 W 78-72 N1
1-14-80 W 65-58 N4
1-3-81 W 64-51 N1
2-6-82 W 80-66 N1
1-19-83 W 74-64 N4
1-4-84 W 74-64 N1
2-15-84 L 54-56 N4
1-2-85 W 67-59 N7
12-10-85 L 66-84 N1
2-11-87 W 91-73 N4
1-27-88 L 64-66 N1
1-25-89 W-ot 113-106N4
1-24-90 W 77-59 N1
1-23-91 W 86-61 N4
2-5-92 W-ot 61-57 N1
1-30-93 L 53-59 N4
3-3-94 W 70-61 N1
2-28-95 W 63-62 N4
12-28-95 L 64-72 N1
2-25-97 W 58-57 N4
1-12-98 W 69-55 N1
1-27-99 W 64-55 N4
1-24-00 W-ot 71-66 N4
11-24-00 W 64-48 A
12-1-01 W 69-61 H
1-21-03 L 55-73 A
11-28-03 W 80-65 H
1-27-05 L 73-79 A
2-12-05 W 65-60 H
1-15-06 W 54-49 A
2-11-06 W-ot 81-77 H
3-9-06 ^{ACC} W 60-56 N8
2-10-07 L 57-84 A
3-1-07 W 69-56 H
1-16-08 L-ot 69-70 H
2-2-08 L-ot 65-72 A
1-10-09 L 75-78 A
2-18-09 W 75-61 H
1-28-10 L-ot 71-76 H
2-13-10 L 55-61 A
12-5-10 W 57-54 A
2-19-11 W 61-54 H
1-22-12 L 45-47 H
2-21-12 W 61-59 A
1-24-13 W 74-58 A
2-12-13 W 73-55 H
1-25-14 W 65-45 H
2-18-14 W 57-53 A
1-25-15 W 50-47 A
2-28-15 W 69-57 H
1-4-16 L 68-70 A
2-9-16 W 67-49 H
2-1-17 W 71-48 H
2-12-17 L-2ot 78-80 A
1-3-18 W 78-52 A
2-10-18 L-ot 60-61 H
1-15-19 W 81-59 H
2-18-19 W 64-58 A
1-4-20 W 65-39 H
2-26-20 W 56-53 A
1-30-21 L 51-65 A

1-12-22 W 54-52 H
2-14-22 L 53-62 A
N1-Roanoke, Va.; N2-Lynchburg, Va.; N3-Alexandria, Va.; N4-Richmond, Va.; N5-Salem, Va.; N6-Hampton, Va.; N7-Norfolk, Va.; N8-Greensboro, N.C.

VMI

Overall: 101-15
Home: 51-7 (1-0 JPJ)
Road: 42-6 (5-0 Cameron)
1-16-09 W 22-12 A
2-24-09 W 24-18 H
1-28-10 W 21-17 A
3-1-10 W 56-21 H
2-11-11 W 35-8 A
2-3-12 W 17-16 A
1-30-13 W 39-15 H
2-20-14 W 51-14 N1
1-23-15 W 40-16 N1
1-29-16 W 39-26 H
2-10-17 L 19-30 A
2-2-18 W 84-43 H
2-13-18 W 25-24 A
2-21-19 L 25-33 H
3-1-19 W 33-25 A
1-31-20 L 13-44 N2
2-20-21 L 15-31 N3
2-4-22 W 25-23 A
2-18-22 W 34-17 H
2-3-23 W 20-8 N3
1-26-24 W 34-23 H
1-24-25 W 27-21 A
2-2-26 W-ot 29-25 A
2-13-26 L 17-25 H
1-26-27 W 17-9 H
2-7-27 W 27-20 A
2-7-28 W 35-19 H
2-10-28 W 28-18 A
1-26-29 W 21-9 H
2-16-29 W 37-23 A
1-25-30 L 28-34 A
2-19-30 W 34-24 H
1-23-31 W 28-21 A
2-11-31 W 25-22 H
1-13-32 W 27-23 A
2-13-32 W 29-13 H
1-18-33 L-ot 25-26 A
2-18-33 W 32-16 H
1-16-34 L 33-35 A
2-22-34 L-ot 25-28 H
1-18-35 W 33-27 A
2-13-35 W 29-20 H
2-1-36 W-ot 51-45 H
2-12-36 W 37-36 A
2-2-37 W 30-27 A
3-2-37 W 38-30 H
1-29-38 W 31-20 A
2-22-38 L 33-35 H
1-20-39 L 38-48 N2
2-21-39 W 50-27 N2
1-27-40 W 29-26 A
2-14-40 W 27-24 H
1-25-41 L 39-41 A
2-8-41 W 49-26 H
1-24-42 W 27-21 A
2-23-42 L 34-49 H
1-14-43 L 25-39 H
2-15-43 W 36-35 H
1-8-44 W 39-25 A
1-13-44 W 58-16 H
1-10-45 W 43-24 A
2-1-45 W 57-35 H
1-23-46 W 51-20 H

ALL-TIME VS. OPPONENTS



2022-23 VIRGINIA MEN'S BASKETBALL

2-4-46	W	56-18	A
12-14-46	W	62-47	H
2-25-47	W	59-37	A
1-14-48	W	56-35	A
2-12-48	W	61-47	H
1-11-49	W	63-46	A
2-16-49	W	65-52	H
1-11-50	W	78-55	A
2-16-50	W	71-64	H
1-16-51	W	50-47	H
1-29-51	W	62-51	A
1-10-52	W	89-60	H
2-15-52	W	86-80	A
12-15-52	W	69-62	H
1-9-53	W	89-78	A
2-3-54	W	78-76	A
2-18-54	W	99-80	H
1-8-55	W	106-84	H
1-29-55	W	87-72	A
1-28-56	W	78-77	A
2-18-56	W	107-91	H
12-4-56	W	90-79	A
1-26-57	W	78-54	H
2-1-58	W	79-69	A
2-12-59	W	85-66	H
1-6-60	W	83-71	A
12-13-60	L	63-75	H
12-30-60	W	76-68	N4
12-9-64	L	75-95	A
2-19-66	W	79-65	H
12-7-67	W	84-79	A
12-10-69	W	65-44	H
12-1-70	W	81-52	N5
12-20-71	W	93-51	N3
12-6-72	W	85-67	H
1-3-76	W	74-63	N3
11-27-76	W	55-50	H
11-26-77	W	90-70	H
12-5-81	W	76-49	A
12-4-82	W	86-41	H
12-3-84	W	68-57	A
12-4-85	W	101-58	H
12-3-86	W	81-69	H
2-16-89	W	92-79	H
1-15-90	W	89-78	H
12-19-94	W	100-73	H
12-22-97	W	92-55	H
12-22-98	W	82-64	H
11-21-99	W	98-57	H
12-4-00	W	89-70	A
1-24-02	W	93-59	H
12-5-03	W	78-56	A
11-16-08	W	107-97	H

N1- Staunton, Va.; N2- Lynchburg, Va.;
N3- Roanoke, Va.; N4- Charleston, W. Va.;
N5- Hampton, Va.

WAGNER

Overall: 3-0

Home: 2-0

Road: 1-0

2-5-81	W	76-69	A
1-14-82	W	99-67	H
11-16-01	W	105-74	H

WAKE FOREST

Overall: 69-71

Home: 42-22 (7-3 JPJ)

Road: 17-41 (7-18 Joel)

2-22-11	W	22-12	A
2-17-14	W	80-16	H
2-20-17	W	38-13	H
2-22-19	W-ot	33-29	H
2-26-19	W	40-32	A

2-16-21	W	35-13	H
12-11-54	L	90-100	H
2-2-55	L	90-96	A
12-12-55	L	69-82	H
2-2-56	L	67-84	A
12-11-56	L-ot	55-60	H
1-31-57	L	58-73	A
12-14-57	W	66-61	H
1-11-58	L	72-81	A
12-18-58	L	76-83	H
2-21-59	W-2ot	81-78	A
12-17-59	L	64-67	H
2-17-60	L	66-106	A
12-16-60	L	82-88	H
1-7-61	L	61-88	A
12-15-61	L	65-84	H
2-12-62	L	67-116	A
3-1-62 ^{ACC}	L	58-81	N1
12-18-62	L	73-78	H
1-14-63	L	62-82	A
1-13-64	L	52-70	A
2-15-64	L-ot	58-66	H
3-5-64 ^{ACC}	L	60-79	N1
12-17-64	L	75-88	A
2-22-65	L-ot	72-74	H
12-6-65	W	97-94	H
1-10-66	L	87-99	A
1-7-67	L	77-84	A
2-16-67	W	81-67	H
1-8-68	L	90-97	A
2-19-68	W	100-87	H
1-4-69	L	66-90	N2
3-1-69	L	84-87	H
1-2-70	L	58-65	N2
1-15-70	L	79-90	A
1-13-71	W	86-81	H
2-13-71	L	71-95	A
3-11-71 ^{ACC}	W	85-84	N2
1-3-72	W	74-64	A
2-12-72	W	74-67	H
3-9-72 ^{ACC}	W	74-65	N2
12-8-72	W	75-62	A
2-10-73	W	104-73	H
1-8-74	W	91-84	H
2-9-74	W-ot	86-83	A
1-8-75	L	66-83	A
2-8-75	W	71-58	H
1-7-76	W	63-58	H
2-7-76	L	78-82	A
1-5-77	L	63-67	A
2-5-77	L	72-80	H
3-3-77 ^{ACC}	W	59-57	N2
1-4-78	W	67-60	H
2-4-78	L	62-74	A
3-1-78 ^{ACC}	L	61-72	N2
1-3-79	W	88-75	A
2-3-79	W	83-76	H
1-2-80	W	64-59	H
2-2-80	L	77-79	A
1-28-81	W	83-73	H
2-25-81	L-ot	66-73	A
1-27-82	W	69-66	A
2-24-82	W	84-66	H
3-6-82 ^{ACC}	W-ot	51-49	N2
2-3-83	W	89-75	H
3-2-83	W	107-74	A2
1-28-84	L	76-84	A2
2-29-84	W	65-61	H
3-9-84 ^{ACC}	L	51-63	N2
1-26-85	W	58-56	H
2-27-85	L	65-68	A
1-22-86	W	54-47	H
2-12-86	W	69-53	A2

1-24-87	W	78-63	H
2-25-87	W	59-45	A2
1-30-88	W	69-64	H
3-2-88	W-2ot	69-67	A
1-28-89	W	88-69	H
3-1-89	W	81-72	A2
1-28-90	W-ot	71-70	A
3-1-90	L	50-51	H
2-2-91	W	83-80	H
2-10-91	L	66-74	A
3-8-91 ^{ACC}	W	70-66	N3
1-8-92	W	58-53	H
2-15-92	L	60-69	A
1-27-93	L	73-75	H
2-27-93	L	56-58	A
3-12-93 ^{ACC}	W	61-57	N3
1-26-94	W	61-59	A
2-26-94	L	45-63	H
1-25-95	L	70-71	H
2-26-95	L	63-66	A
3-11-95 ^{ACC}	L	68-77	N2
1-24-96	L	64-81	A
2-24-96	W	67-49	H
3-8-96 ^{ACC}	L	60-70	N2
1-15-97	L	54-58	A
2-22-97	L	60-66	H
1-4-98	W-ot	73-64	N4
1-27-98	L	55-62	A
1-2-99	L	53-69	A
2-3-99	W	64-54	H
1-30-00	W	76-67	A
3-2-00	L	75-80	H
1-2-01	L	73-96	A
2-3-01	W	82-71	H
1-15-02	W	86-74	H
2-17-02	L	70-92	A
1-23-03	W	85-75	H
2-23-03	L	71-75	A
1-31-04	L	78-91	A
3-2-04	W	84-82	H
1-2-05	L	70-89	H
2-27-05	L	68-90	A
2-4-06	W	75-73	H
1-21-07	W	88-76	H
3-3-07	L	72-78	A
2-9-08	L	64-80	A
2-28-09	L	60-70	H
1-23-10	L	57-69	A
2-6-10	L-ot	61-64	H
1-29-11	L	71-76	A
2-8-12	W	68-44	H
1-9-13	L	52-55	A
1-8-14	W	74-51	H
2-14-15	W	61-60	H
2-25-15	W	70-34	A
1-26-16	W	72-71	A
1-8-17	W	79-62	H
1-21-18	W	59-49	A
1-22-19	W	68-43	H
1-26-20	W-ot	65-63	A
1-6-21	W	70-61	H
1-15-22	L	55-63	H

N1- Raleigh, N.C.; N2- Greensboro, N.C.;
N3- Charlotte, N.C.; N4- Richmond, Va.;
A2- Greensboro, N.C.

WASHINGTON

Overall: 1-1

12-29-83 W 65-61 N1

11-22-10 L 63-106 N2

N1- San Diego, Calif.; N2- Lahaina, Maui,
Hawaii

WASHINGTON STATE

Overall: 2-0

3-19-83^{NCAA} W 54-49 N1

11-22-98 W 62-53 N2

N1- Boise, Idaho; N2- Fairbanks, Alaska

WEST VIRGINIA

Overall: 9-10

Home: 4-4 (0-1 JPJ)

Road: 2-4 (1-3 Coliseum)

1-17-16 W 38-21 H

2-5-17 W 26-25 H

2-5-23 L 14-17 H

2-12-28 L 36-45 H

2-1-50 L 46-65 A

2-21-53 L 84-110 H

12-13-58 W 75-72 N1

1-13-60 L 81-102 N1

12-17-60 L 85-104 N1

12-12-70 W-ot 94-91 A

2-9-72 W 89-88 N1

1-31-73 W 89-75 H

1-30-74 L 85-90 A

1-29-75 W 87-79 H

1-28-76 L 58-71 A

3-14-85 W 56-55 A

12-8-15 W 70-54 N2

12-3-17 L 57-66 H

12-5-17 L 61-68 A

N1- Charleston, W. Va.; N2- New York, N.Y.

WESTERN KENTUCKY

Overall: 1-1

Home: 1-0

Road: 0-1

1-5-05 W-2ot 80-79 H

1-2-06 L 68-78 A

WICHITA STATE

Overall: 0-1

11-24-10 L 58-70 N1

N1- Lahaina, Maui, Hawaii

WILLIAM & MARY

Overall: 56-26

Home: 40-9 (4-0 JPJ)

Road: 14-15 (7-1 Kaplan)

3-9-06 W 22-19 A

1-10-08 W 36-22 A

2-25-08 W 30-8 H

1-16-09 W 25-19 H

2-15-09 W 32-28 N1

1-8-10 W 36-16 H

1-22-21 W 46-15 H

1-19-22 W 35-20 H

1-20-23 W 35-19 H

2-4-24 W 32-20 H

1-16-30 L 17-32 H

1-28-31 W 36-34 H

1-6-32 W 33-32 H

1-10-33 W 45-35 H

1-9-34 W 42-27 H

1-10-35 W 25-21 H

2-11-35 L 31-45 N2

1-8-36 L 24-32 H

2-27-36 L 35-47 A

1-8-37 W 33-30 H

2-25-37 W 52-21 A

1-19-38 L 27-31 H

2-16-38 L 40-41 A

1-10-39 L 38-48 A

2-8-39 W 39-37 H

1-12-40 W 49-31 H

2-7-40	L	28-29	A
1-16-41	W	48-32	H
2-11-41	W	41-40	A
1-15-42	L	24-39	A
2-10-42	W	38-30	H
12-21-44	W		



WISCONSIN

Overall: 4-2

Home: 1-1 (1-1 JPJ)

Road: 1-0 (1-0 Kohl Center)

12-27-74 W 86-78 N1

11-21-98 L 56-66 N2

11-28-12 W 60-54 A

12-4-13 L 38-48 H

11-27-17 W 49-37 H

11-23-18 W 53-46 N3

N1- Milwaukee, Wis.; N2- Fairbanks, Alaska;

N3- Nassau, Bahamas

WOFFORD

Overall: 2-0

Home: 2-0 (1-0 JPJ)

1-2-03 W 87-65 H

12-30-12 W 74-39 H

WYOMING

Overall: 0-1

3-12-87 ^{NCAA} L 60-64 N1

N1- Salt Lake City, Utah

XAVIER

Overall: 1-2

Home: 0-1 (0-1 JPJ)

Road: 0-1

12-29-71 W 85-65 N1

1-3-08 L 70-108 A

1-3-09 L 70-84 H

N1- Charleston, S.C.

YALE

Overall: 3-1

Home: 2-0 (1-0 JPJ)

1-2-60 W 81-76 H

12-18-67 L 72-79 N1

12-23-75 W 72-62 N2

11-20-16 W 62-38 H

N1- Blacksburg, Va.; N2- Columbia, S.C.

YEAR-BY-YEAR RESULTS



Henry Lannigan
24 Seasons (1905-29)
254-95 (.727)

1905-06 (8-2)

COACH: Henry H. Lannigan

J18	Charlottesville YMCA	H	W	30	9
J26	Washington & Lee	H	W	22	6
J30	Staunton YMCA	H	W	35	13
J31	Charlottesville YMCA	H	W	26	12
F2	Baltimore YMCA	A	L	7	35
F3	Carroll Institute	N1	L	12	62
F23	Bridgewater	H	W	24	19
M6	Charlottesville YMCA	H	W	20	5
M9	William & Mary	A	W	22	19
M10	Richmond YMCA	A	W	18	9

1-Washington, D.C.

1906-07 (5-3)

COACH: Henry H. Lannigan

D4	Charlottesville YMCA	H	W	36	16
J19	Washington & Lee	A	W	19	15
J26	George Washington	H	W	18	17
F2	Staunton Military Acad.	A	W	16	13
F2	Staunton YMCA	A	L	25	45
F7	George Washington	A	L	23	26
F9	Georgetown	A	L	11	22
F15	Washington & Lee	H	W	27	18

1907-08 (5-5)

COACH: Henry H. Lannigan

J10	William & Mary	A	W	36	22
J17	Washington & Lee	H	L	21	23
J25	Staunton Military Acad.	A	L	16	22
J28	Charlottesville H.S.	H	W	45	22
F1	Georgetown	H	L	19	42
F7	George Washington	A	W	22	10
F8	Georgetown	A	L	12	64
F20	Washington & Lee	A	L	22	35
F25	William & Mary	H	W	30	8
F29	George Washington	H	W	36	10

1908-09 (6-3)

COACH: Henry H. Lannigan

J16	William & Mary	H	W	25	19
	Washington & Lee	A	L	14	28
	VMI	A	W	22	12
J30	Georgetown	H	L	24	35
F2	Washington & Lee	H	W	23	8
F15	William & Mary	N1	W	32	28
F16	Randolph-Macon	N1	W	35	14
F24	VMI	H	W	24	18
F27	Georgetown	H	L	25	45

1-Richmond, Va.

1909-10 (12-4)

COACH: Henry H. Lannigan

D5	Jefferson School	H	W	17	5
D27	Newport News YMCA	N1	L	12	24
D28	Hampton YMCA	N1	W	39	14
J8	William & Mary	H	W	36	16
J15	Randolph-Macon	H	W	45	15
J22	Hampden-Sydney	H	W	39	11
J28	VMI	A	W	21	17
J29	Washington & Lee	A	L	21	35
F2	Georgetown	A	L	20	32
F3	Baltimore Medical	A	W	21	3
F4	St. John's (Md.)	A	W	29	16
F5	Navy	A	L	6	55
F12	George Washington	H	W	48	16
F21	Washington & Lee	H	W	51	7
F26	Georgetown	H	W	27	26
M1	VMI	H	W	56	21

1-Norfolk, Va.

1910-11 (10-5)

COACH: Henry H. Lannigan

J6	Pennsylvania	H	L	11	32
J14	Hampden-Sydney	H	W	53	5
J21	Randolph-Macon	H	W	34	8
J25	Emory & Henry	H	W	20	8
J30	Washington & Lee	H	L	22	26
F3	Georgetown	H	W	38	19
F10	Washington & Lee	A	W	24	19
F11	VMI	A	W	35	8
F17	Georgetown	A	L	23	35
F18	Navy	A	L	10	50
F22	Wake Forest	A	W	22	12
F23	Duke	A	W	24	18
F24	North Carolina	A	W	18	15
F25	Guilford	A	L	19	20
M1	North Carolina	H	W	26	17

1911-12 (7-4)

COACH: Henry H. Lannigan

J8	Emory & Henry	H	W	20	18
J13	Gallaudet	H	W	20	10
J22	Guilford	H	L	15	16
J26	Catholic	A	W	34	18
J27	Georgetown	A	L	16	34
F2	Washington & Lee	A	L	9	24
F3	VMI	A	W	17	16
F12	Georgetown	H	W	35	12
F16	Washington & Lee	H	W	23	13
F23	Franklin & Marshall	H	W	39	27
M1	Georgetown	A	L	16	21

1912-13 (11-4)

COACH: Henry H. Lannigan

J11	Gallaudet	H	W	40	12
J17	Hampden-Sydney	H	W	35	4
J18	Randolph-Macon	H	W	55	12
J24	Maryland	H	W	65	1
J27	N.C. State	H	W	53	10
J30	VMI	H	W	39	15
J31	Georgetown	H	W	22	16
F6	Duke	H	W	33	11
F8	Washington & Lee	N1	L	28	43
F10	North Carolina	N2	W	30	19
F14	Catholic	A	L	31	41
F15	Georgetown	A	L	19	26
F17	St. John's (Md.)	A	L	21	37
F18	George Washington	A	W	43	18
F22	Franklin & Marshall	H	W	44	28

1-Lynchburg, Va.; 2-Raleigh, N.C.

1913-14 (12-1-1)

COACH: Henry H. Lannigan

J10	Randolph-Macon	H	W	61	9
J12	George Washington	H	W	43	7
J17	Gallaudet	H	W	55	9
J22	Kentucky	H	W	39	23
J24	Catholic	H	W	62	22
F7	Washington & Lee	N1	T	35	35
F9	North Carolina	N2	W	67	27
F10	Duke	N2	W	51	21
F17	Wake Forest	H	W	80	16
F20	VMI	N3	W	51	14
F26	George Washington	A	W	41	16
F27	Catholic	A	Lot	28	30
F28	Loyola (Md.)	A	W	34	33
M4	North Carolina	H	W	66	23

1-Lynchburg, Va.; 2-Raleigh, N.C.; 3-Staunton, Va.

1914-15 (17-0)

COACH: Henry H. Lannigan

J11	George Washington	H	W	41	12
J13	Jefferson School	H	W	44	11
J16	W. Va. Wesleyan	H	W	56	25
J18	Randolph-Macon	H	W	72	19
J20	Richmond	H	W	39	13
J23	VMI	N1	W	40	16
J26	Roanoke	H	W	55	14
J30	Catholic	H	W	34	21
F1	Duke	H	W	52	14
F6	Washington & Lee	N2	W	28	13
F8	North Carolina	N3	Wot	30	29
F9	Duke	N3	W	51	24
F13	Loyola (Md.)	H	W	48	26
F18	North Carolina	H	W	43	26
F20	Virginia Tech	H	W	39	21
F25	Catholic	A	W	29	28
F26	George Washington	A	W	27	19

1-Staunton, Va.; 2-Lynchburg, Va.; 3-Raleigh, N.C.

1915-16 (11-2)

COACH: Henry H. Lannigan

J15	George Washington	H	W	51	25
J17	West Virginia	H	W	38	21
J19	Richmond	H	W	58	23
J22	Catholic	H	L	11	21
J29	VMI	H	W	39	26
F5	Washington & Lee	N1	W	29	24
F7	North Carolina	N2	W	30	24
F9	Virginia Tech	H	W	30	14
F11	Duke	H	W	34	31
F14	W. Va. Wesleyan	H	W	47	20
F23	Navy	A	L	26	35
F24	George Washington	A	W	26	20
F25	Catholic	A	W	33	18

1-Lynchburg, Va.; 2-Richmond, Va.

1916-17 (7-5)

COACH: Henry H. Lannigan

J13	Gallaudet	H	W	41	15
J18	St. John's (Md.)	H	W	29	15
J20	Randolph-Macon	H	W	49	5
J24	Richmond	H	W	31	20
J31	Navy	A	L	17	39
F5	West Virginia	H	W	26	25
F8	W.Va. Wesleyan	H	W	37	32
F10	VMI	A	L	19	30
F15	Duke	H	L	34	37
F20	Wake Forest	H	W	38	13
F22	Tennessee	H	L	21	24
F24	North Carolina	N1	L	24	35

1-Lynchburg, Va.

1917-18 (7-1)

COACH: Henry H. Lannigan

J17	Randolph-Macon	H	W	46	10
J25	Richmond	H	W	64	34
J28	Elon	H	W	47	15
F2	VMI	H	W	84	43
F13	VMI	A	W	25	24
F14	Duke	H	L	25	32
F19	North Carolina	N1	W	45	35
F22	Tennessee	H	W	58	21

1-Lynchburg, Va.

1918-19 (11-4)

COACH: Henry H. Lannigan

J16	Randolph-Macon	H	W	60	15
J18	Fort Myer	H	W	53	15
J24	Gallaudet	H	L	32	38
J25	Navy	A	L	16	57
F1	Camp Humphreys	H	L	28	30
F8	Lynchburg Ath. Club	H	W	48	29
F15	North Carolina	H	W	40	29
F19	Gallaudet	H	W	49	29
F21	VMI	H	L	25	33
F22	Wake Forest	H	Wot	33	29
F24	Duke	H	W	44	14
F25	Va. Medical College	H	W	53	30
F26	Wake Forest	A	W	40	32
F27	North Carolina	N1	W	31	21
M1	VMI	A	W	33	25

1-Raleigh, N.C.

1919-20 (10-3)

COACH: Henry H. Lannigan

J14	Lynchburg A.C.	H	W	36	16
J17	Randolph-Macon	H	W	29	12
J20	Richmond	H	W	55	13
J21	Navy	A	L	15	34
J30	Auburn	H	L	21	27
J31	VMI	N1	L	13	44
F7	North Carolina	H	W	40	25
F14	Camp Humphreys	H	W	30	26
F19	St. John's (Md.)	A	W	39	18
F20	Johns Hopkins	N2	W	33	28
F23	Duke	H	W	28	20
F26	Richmond	A	W	46	17
F27	North Carolina	N3	W	37	31

1-Lynchburg, Va.; 2-Richmond, Va.; 3-Raleigh, N.C.

1920-21 (13-5)

COACH: Henry H. Lannigan

J15	Hampden-Sydney	H	W	46	10
J17	South Carolina	H	W	44	9
J19	Richmond	H	W	33	15
J22	William & Mary	H	W	46	15
J27	Citadel	H	W	51	15
J29	Elon	H	W	60	10
F1	North Carolina	H	L	26	28
F2	Davidson	H	W	47	23
F5	Navy	A	L	17	30
F5	George Washington	A	W	30	23
F10	St. John's (Md.)	H	W	50	20
F16	Wake Forest	H	W	35	13
F17	Duke	H	W	34	15
F20	VMI	N1	L	15	31
F21	Delaware	H	W	26	22
F24	Richmond	A	W	35	30
F25	Duke	A	L	22	24
F26	North Carolina	A	L	12	43

1-Roanoke, Va.

1921-22 (17-1)

COACH: Henry H. Lannigan

J11	Lynchburg	H	W	47	22
J14	Randolph-Macon	H			



YEAR-BY-YEAR RESULTS

1924-25 (14-3)

COACH: Henry H. Lannigan

J10 Lynchburg	H	W	20	19
J15 Hampden-Sydney	H	W	29	25
J16 Randolph-Macon	H	W	51	16
J20 Richmond	H	W	34	24
J24 VMI	A	W	27	21
J28 Stevens Tech	H	W	35	29
J31 Virginia Tech	H	W	43	32
F3 Roanoke	H	W	60	24
F7 Washington & Lee	H	W	41	27
F12 Gallaudet	H	W	39	15
F18 South Carolina	H	W	36	14
F19 Maryland	H	L	25	36
F20 N.C. State	A	W	21	20
F21 North Carolina	A	L	15	26
F26 South Carolina SocCon	N1	W	31	25
F27 Auburn SocCon	N1	W	29	27
F28 Mississippi SocCon	N1	L	24	32

1-Atlanta, Ga.

1925-26 (9-6)

COACH: Henry H. Lannigan

J9 Randolph-Macon	H	W	52	19
J13 Richmond Blues	H	W	61	22
J16 Lynchburg	H	W	57	33
J18 Georgia	H	W	41	31
J21 Richmond	H	W	55	29
J26 Virginia Tech	A	W	34	19
F2 VMI	A	Wot	29	25
F4 North Carolina	H	L	16	47
F6 Maryland	H	W	34	28
F13 VMI	H	L	17	25
F16 Maryland	A	L	21	30
F17 Navy	A	L	26	45
F20 Washington & Lee	A	L	27	46
F26 Tulane SocCon	N1	W	29	25
F27 North Carolina SocCon	N1	L	23	25

1-Atlanta, Ga.

1926-27 (9-10)

COACH: Henry H. Lannigan

J8 Richmond Coast Artillery	H	W	28	21
J10 Maryland	H	W	22	17
J14 Richmond	H	L	17	22
J17 Hampden-Sydney	H	W	41	18
J20 Georgia	H	L	22	29
J22 Virginia Tech	H	W	34	25
J24 N.C. State	H	L	9	13
J26 VMI	H	W	17	9
J31 Flying Fisher Five	H	W	51	16
F4 North Carolina	A	L	13	42
F5 Duke	A	W	34	24
F7 VMI	A	W	27	20
F8 Duke	H	L	26	36
F11 South Carolina	H	L	23	25
F12 South Carolina	N1	L	32	34
F15 Maryland	A	Lot	28	29
F16 Navy	A	L	19	33
F19 Washington & Lee	H	L	20	25
F21 Virginia Tech	A	W	27	14

1-Lynchburg, Va.

1927-28 (20-6)

COACH: Henry H. Lannigan

J6 Lynchburg	H	W	39	27
J7 Randolph-Macon	H	W	34	23
J10 Hampden-Sydney	H	W	55	27
J14 Johns Hopkins	H	W	40	25
J16 Kentucky	H	L	28	31
J20 South Carolina	A	W	33	28
J21 South Carolina	A	W	38	29
J23 North Carolina	A	L	21	37
J27 Maryland	A	L	20	26
J28 Catholic	A	W	29	28
J31 Stevens Tech	H	W	28	20
F1 Richmond	H	W	38	30
F2 Virginia Tech	H	W	35	26
F6 North Carolina	H	L	22	26
F7 VMI	H	W	35	19
F9 Virginia Tech	A	W	38	12
F10 VMI	A	W	28	18
F11 N.C. State	H	L	23	33
F13 Maryland	H	W	34	12
F16 Sewanee	H	W	46	24
F17 Duke	H	W	44	34
F18 South Carolina	H	W	36	27
F21 Washington & Lee	A	W	36	28

F22 Brooklyn Poly.	H	W	39	27
F24 Alabama SocCon	N1	W	42	28
F25 Mississippi St. SocCon	N1	L	28	44

1-Atlanta, Ga.

1928-29 (9-10)

COACH: Henry H. Lannigan

J6 Randolph-Macon	H	L	21	31
J10 Duke	H	W	35	23
J12 Johns Hopkins	H	W	22	21
J15 Maryland	H	L	22	30
J16 Georgia	H	L	32	40
J19 Washington & Lee	A	L	19	47
J23 Virginia Tech	A	L	25	26
J26 VMI	H	W	21	9
J28 N.C. State	A	L	27	41
J29 North Carolina	A	L	20	28
F1 Maryland	A	W	25	22
F2 Catholic	A	W	40	21
F5 Virginia Tech	H	W	34	25
F7 North Carolina	H	L	25	40
F12 West Virginia	H	L	36	45
F15 Davidson	H	W	38	27
F16 VMI	A	W	37	23
F19 Marshall	H	W	46	32
F26 Washington & Lee	H	L	30	50



Roy Randall
1 Season (1929-30)
3-12 (.200)

1929-30 (3-12)

COACH: Roy E. Randall

J8 Duke	H	L	32	65
J9 St. John's (Md.)	H	L	19	35
J14 Maryland	H	L	20	54
J16 William & Mary	H	L	17	32
J22 Richmond	H	W	36	35
J24 Virginia Tech	H	W	28	21
J25 Washington & Lee	A	L	22	50
Virginia Tech	A	L	31	36
VMI	A	L	28	34
J31 N.C. State	H	Lot	31	36
F7 North Carolina	H	Lot	37	40
F8 Navy	A	L	38	55
F11 Washington & Lee	H	L	34	36
F15 Maryland	A	L	29	51
F19 VMI	H	W	34	24



Gus Tebell
21 Seasons (1930-51)
241-190 (.559)
1 NIT Appearance

1930-31 (11-9)

COACH: Gus K. Tebell

J7 Staunton Collegians	H	W	32	15
J10 Hampden-Sydney	H	W	39	14
J12 St. John's (Md.)	H	L	20	22
J14 Navy	A	L	21	36
J17 Virginia Tech	A	L	21	28
J20 Lynchburg	H	W	42	30
J23 VMI	A	W	28	21
J24 Washington & Lee	A	L	17	26
J28 William & Mary	H	W	36	34
J30 Virginia Tech	H	W	35	25
F2 Maryland	H	W	34	31
F5 Duke	H	L	31	43
F7 North Carolina	H	L	24	28
F11 VMI	H	W	25	22
F13 Maryland	A	L	21	34
F14 Catholic	A	W	45	25
F18 Washington & Lee	H	L	18	20
F21 Sewanee	H	W	48	15
F23 Richmond	H	W	28	18
F27 Auburn SocCon	N1	L	26	33

1-Atlanta, Ga.

1931-32 (13-8)

COACH: Gus K. Tebell

D4 Shawnee Club	H	W	32	20
D8 Staunton Collegians	H	W	35	7
D19 Richmond A.C.	H	W	36	25
J6 William & Mary	H	W	33	32
J9 Navy	H	L	24	25
J13 VMI	A	W	27	23
J16 Washington & Lee	A	W	25	11
J21 Maryland	H	L	31	36
J25 Virginia Tech	A	W	35	24
J27 Hampden-Sydney	H	W	23	19
J29 Virginia Tech	H	W	26	22
F1 St. John's (Md.)	H	L	18	20
F3 N.C. State	H	W	20	17
F5 Ohio State	H	L	26	30
F8 North Carolina	H	Lot	24	26
F10 Catholic	H	W	37	32
F13 Maryland	A	L	18	46
VMI	H	W	29	13
F23 Washington & Lee	A	Lot	17	21
F26 Alabama SocCon	N1	W	20	16
F27 Georgia SocCon	N1	L	19	40

1-Atlanta, Ga.

1932-33 (12-6)

COACH: Gus K. Tebell

People's Bank Club	H	W	51	25
J3 Viscose Club	H	W	56	21
J5 Richmond Rotary	H	W	35	21
J7 Randolph-Macon	H	W	41	17
J10 William & Mary	H	W	45	35
Gallaudet	H	W	42	11
J18 VMI	A	Lot	25	26
J21 Washington & Lee	N1	W	32	27
J27 Virginia Tech	N1	W	36	30
J31 Maryland	H	W	26	19
F2 N.C. State	H	L	27	31
F6 Georgia	H	W	31	17
F8 Navy	A	L	38	47
F9 Maryland	A	L	28	37
F15 Washington & Lee	H	W	21	19
F18 VMI	H	W	32	16
F21 Washington & Lee	A	L	30	44
F24 Duke SocCon	N2	L	24	38

1-Lynchburg, Va.; 2-Raleigh, N.C.

1933-34 (7-11)

COACH: Gus K. Tebell

Va. Medical College	H	W	52	17
J4 People's Bank Club	H	W	46	20
J6 Randolph-Macon	H	W	43	6
J9 William & Mary	H	W	42	27
J11 Washington & Lee	N1	L	25	26
J16 VMI	A	L	33	35
J19 North Carolina	A	L	35	44
J20 Duke	A	L	17	26
J22 N.C. State	A	Lot	31	35
J26 Maryland	H	L	20	43
J29 North Carolina	H	L	23	24
F1 Davidson	H	W	43	25
F6 Maryland	A	L	25	28
F7 Navy	A	L	20	34
F13 Hampden-Sydney	H	W	36	20
F20 Washington & Lee	H	W	31	30
F22 VMI	H	Lot	25	28
M1 North Carolina SocCon	N2	L	18	28

1-Lynchburg, Va.; 2-Raleigh, N.C.

1934-35 (13-9)

COACH: Gus K. Tebell

D7 Bridgewater	H	W	63	13
Apprentice School	H	W	32	11
D22 Richmond	A	L	16	25
J5 South Carolina	H	W	33	26
J7 Richmond	H	L	28	50
J10 William & Mary	H	W	25	21
J12 Washington & Lee	A	L	24	30
J14 Duke	A	L	20	30
J15 North Carolina	A	L	20	36
J18 VMI	A	W	33	27
J23 Virginia Tech	A	W	29	24
J26 Hampden-Sydney	H	W	39	13
J29 Randolph-Macon	H	W	34	17
F2 Maryland	A	L	24	44
F6 Navy	A	W	25	24
F8 Roanoke	H	W	50	26
F11 William & Mary	N1	L	31	45

F13 VMI	H	W	29	20
F15 Washington & Lee	H	W	31	29
F18 Virginia Tech	H	W	54	31
F20 Maryland	H	L	32	33
F26 Duke	N2	L	32	39

1-Newport News, Va.; 2-Raleigh, N.C.

1935-36 (11-13)

COACH: Gus K. Tebell

D7 Bridgewater	H	W	52	27
Langley Field	H	W	39	22
Apprentice School	H	W	22	17
Norport	H	W	39	36
J4 Clemson	H	L	34	45
J8 William & Mary	H	L	24	32
J11 Duke	A	L	29	45
J13 North Carolina	A	L	25	38
J14 N.C. State	A	L	28	40
J18 Washington & Lee	A	L	28	35
J24 North Carolina	H	Wot	33	30
J29 Randolph-Macon	H	W	32	30
F1 VMI	H	Wot	51	45
F5 Navy	A	Wot	26	25
F6 Maryland	A	L	34	40
F8 Richmond	H	L	25	53
F10 Duke	H	L	28	44
F12 VMI	A	W	37	36
F14 Virginia Tech	N1	W	30	26
F17 Richmond	A	L	32	37
F18 Davidson	H	W	33	28
F24 Washington & Lee	H	L	27	36
F27 William & Mary	A	L	35	47
M5 North Carolina SocCon	N2	L	21	39

1-Lynchburg, Va.; 2-Raleigh, N.C.

1936-37 (9-10)

COACH: Gus K. Tebell

D7 Bridgewater	H	W	36	11
J2 Naval Apprentice	H	L	20	24
J4 Naval Training St.	A	L	26	28
J8 William & Mary	H	W	33	30
J11 Washington & Lee	H	L	29	31
J14 Hampden-Sydney	H	W	37	29
J16 South Carolina	H	W	38	19
J21 Navy	A	L	25	35
J23 Maryland	A	L	23	37
J26 North Carolina	A	L	15	33
J27 N.C. State	A	L	17	40
F2 VMI	A	W	30	27
F5 North Carolina	H	L	22	45
F8 Richmond	A	W	38	25
F11 Virginia Tech	N1	L	28	29
F13 Washington & Lee	A	L	22	50
F19 Virginia Tech	N2	W	40	22
F25 William & Mary	A	W	52	21
M2 VMI	H	W	38	30

YEAR-BY-YEAR RESULTS



1938-39 (15-5)

COACH: Gus K. Tebell

J2	Ital. Amer. Prog. Club	H	W	53	24
	Bridgewater	H	W	44	23
J7	Hampden-Sydney	H	W	42	26
J10	William & Mary	A	L	38	48
J12	North Carolina	H	W	37	29
J16	Richmond	H	W	45	28
J20	VMI	N1	W	33	23
J24	Naval Base	H	W	45	24
J28	Maryland	A	L	21	31
J30	Virginia Tech	H	W	45	16
F4	Navy	A	W	39	36
F6	Richmond	A	Lot	30	32
F8	William & Mary	H	W	39	37
F10	Roanoke	A	L	41	46
F13	North Carolina	A	L	37	48
F18	Washington & Lee	H	W	30	25
F20	Virginia Tech	A	W	39	25
F21	VMI	N1	W	50	27
F24	Va. Medical College	H	W	45	25
F27	Washington & Lee	A	W	33	29

1-Lynchburg, Va.

1939-40 (16-5)

COACH: Gus K. Tebell

D7	Bridgewater	H	W	35	14
	Norfolk Stars	A	W	41	25
	Norfolk NTS	A	W	45	32
	Langley Field	A	W	36	22
J6	Va. Medical College	H	W	46	24
J10	Hampden-Sydney	H	W	38	24
J12	William & Mary	H	W	49	31
J13	Roanoke	A	W	37	24
J17	St. Joseph's (Pa.)	A	L	39	43
J20	Norfolk NTS	H	W	48	32
J24	Navy	A	W	29	26
J27	VMI	A	W	29	26
J29	Virginia Tech	N1	W	34	25
F3	George Washington	H	Lot	32	35
F5	North Carolina	N2	W	44	25
F7	William & Mary	A	L	28	29
F10	Washington & Lee	N3	L	30	33
F14	VMI	H	W	27	24
F16	Richmond	A	L	21	27
F21	Virginia Tech	H	W	42	27
F26	Richmond	H	W	36	20

1-Roanoke, Va.; 2-Danville, Va.; 3-Lynchburg, Va.

1940-41 (18-6)

COACH: Gus K. Tebell

	Bridgewater	H	W	61	29
D30	House of David	H	W	63	33
J2	Roanoke A.L.	A	L	43	44
J4	Tennessee	H	W	41	30
J11	Hampden-Sydney	A	W	55	37
J13	Richmond	A	W	37	18
J16	William & Mary	H	W	48	32
J18	Washington & Lee	A	W	37	28
J21	Virginia Tech	N1	W	49	35
J25	VMI	A	L	39	42
J28	Richmond	H	W	37	22
J29	Army	A	W	40	36
F1	Navy	A	L	34	42
F4	Naval Training Stat.	H	W	70	24
F6	Maryland	H	W	47	18
F8	VMI	H	W	49	26
F11	William & Mary	A	W	41	40
F15	Virginia Tech	A	W	40	39
F19	George Washington	A	L	33	44
	St. Joseph's (Pa.)	A	W	52	39
F22	University of Mexico	H	W	57	31
F24	Washington & Lee	H	W	45	39
M6	Roanoke A.L.	A	L	41	51
M18	CCNY	N2	L	35	64

1-Lynchburg, Va.; 2-New York, N.Y.

1941-42 (7-10)

COACH: Gus K. Tebell

J8	Maryland	H	L	34	35
J10	Richmond	H	L	17	25
J12	Washington & Lee	H	L	31	32
J15	William & Mary	A	L	24	39
J23	Virginia Tech	N1	L	25	42
J24	VMI	A	W	27	21
J28	Emory & Henry	H	W	54	23
J31	Maryland	A	L	26	36
F3	George Washington	H	L	36	54
F5	Richmond	A	W	36	24
F7	Navy	A	L	37	51

F10	William & Mary	H	W	38	30
F12	Hampden-Sydney	H	W	47	33
F14	Virginia Tech	H	W	58	36
F16	Washington & Lee	A	W	41	31
F20	St. Joseph's (Pa.)	A	L	37	50
F23	VMI	H	L	34	49

1-Roanoke, Va.

1942-43 (8-13)

COACH: Gus K. Tebell

	Langley Field	A	W	36	29
	Newport News Appr.	A	W	51	48
	Norfolk Apprentice	H	W	52	15
	Camp Lee	A	L	33	51
J2	North Carolina	N1	W	50	45
	Camp Lee	H	L	32	39
	Hampden-Sydney	H	W	49	40
J9	Maryland	A	Lot	45	53
	Washington & Lee	H	W	35	34
J14	Richmond	A	L	48	50
	George Washington	A	L	43	49
	Norfolk NTS	H	L	34	65
	VMI	H	L	25	39
	Bolling Field	H	W	27	25
	Virginia Tech	N1	L	46	62
F9	Richmond	H	L	33	41
	Navy	A	L	41	50
F15	Maryland	H	L	42	56
	N.C. Pre-Flight School	A	L	47	56
	VMI	H	W	36	35
	Washington & Lee	A	L	35	46

1-Lynchburg, Va.

1943-44 (11-8)

COACH: Gus K. Tebell

	Woodrow Wilson Hosp.	H	W	30	21
	Fort Belvoir	H	W	47	34
	St. Joseph's (Pa.)	A	L	34	50
	7 pt	A	W	34	22
	Naval Training Stat.	H	L	20	50
J5	North Carolina	H	W	39	36
J8	Maryland	H	W	52	20
	VMI	A	W	39	25
J13	Richmond	H	L	31	43
	Virginia Tech	A	W	63	55
	Aberdeen Prov. Grnd	H	L	34	43
	Hampden-Sydney	A	W	30	25
	VMI	H	W	58	16
	Norfolk Air Base	A	L	35	60
	Norfolk Training Sta.	A	L	35	70
	Norfolk Air Base	H	L	34	49
F5	Maryland	A	W	49	36
F8	Richmond	A	L	38	46
	Hampden-Sydney	H	W	47	24

1944-45 (13-4)

COACH: Gus K. Tebell

D9	Hampden-Sydney	H	W	45	28
D12	Richmond Air Base	A	L	43	47
D16	Duke	N1	L	44	56
D19	Richmond Air Base	H	W	55	45
D21	William & Mary	H	W	37	24
J3	Camp Lee	H	L	33	26
J6	Richmond	H	W	30	24
J10	VMI	A	W	43	24
J13	North Carolina	N1	L	35	42
J17	Hampden-Sydney	H	W	38	35
J20	Virginia Tech	A	W	44	34
	Richmond Naval Base	H	W	70	29
F1	VMI	H	W	57	35
F3	Maryland	H	W	57	26
F6	William & Mary	A	W	41	37
F7	Milligan	H	W	62	31
F10	Maryland	A	W	61	33

1-Lynchburg, Va.

1945-46 (12-5)

COACH: Gus K. Tebell

D22	Randolph Macon	H	W	82	37
	Marshall	H	W	56	39
	Marine Institute	H	L	38	45
	Washington & Lee	H	W	63	24
J11	North Carolina	H	L	32	44
J16	Richmond	H	W	49	47
	N.C. State	H	W	53	29
	Virginia Tech	H	W	57	29
	Washington & Lee	A	W	64	36

J23	Maryland	A	W	48	45
	VMI	H	W	51	20
	Norfolk N.T.S.	H	W	89	41
	George Washington	H	W	67	35
F4	Richmond	A	L	39	50
	VMI	A	W	56	18
F9	Maryland	H	L	36	37

1-Lynchburg, Va.

1946-47 (10-11)

COACH: Gus K. Tebell

	Roanoke	H	W	60	42
	Randolph-Macon	A	W	55	43
	Quantico Marines	H	L	46	49
D14	Duke	N1	L	34	47
	American	H	W	50	35
	Richmond All-Stars	H	W	65	63
	William & Mary	A	L	40	59
	VMI	H	W	62	47
	Washington & Lee	A	L	52	54
	William & Mary	H	W	52	46
J17	Richmond	A	L	40	44
J21	North Carolina	A	L	38	63
	Virginia Tech	A	W	58	52
	George Washington	H	L	39	41
F11	Michigan St.	A	L	46	51
	Bradley	A	L	58	77
	Louisville	A	L	43	69
	Washington & Lee	H	W	53	51
F25	Richmond	H	W2ot	55	54
	George Washington	A	L	56	57
	VMI	A	W	59	37

1-Lynchburg, Va.

1947-48 (16-10)

COACH: Gus K. Tebell

D4	War Dept. Headquarters	H	W	63	38
	Old Dom. Club	H	W	70	54
	George Washington	H	L	49	55
D13	Duke	H	W	49	39
	Randolph-Macon	H	W	75	41
	William & Mary	A	L	33	51
	Georgia	A	L	55	62
D20	Georgia Tech	A	L	48	50
J6	Washington & Lee	A	W	73	54
J7	George Washington	A	L	55	61
J10	LaSalle	A	L	59	67
J12	Maryland	H	W	64	44
J14	VMI	A	W	56	35
J16	Virginia Tech	H	L	49	54
J31	Richmond	H	W	62	54
	Old Dom. Club	H	W	61	58
	Dan Masters	A	W	73	63
F5	Quantico Marines	A	W	76	71
F7	Richmond	A	W	70	57
F12	VMI	H	W	61	47
F16	Maryland	A	W	68	56
F19	Duke	A	L	48	57
F21	Virginia Tech	A	L	43	57
F23	Quantico Marines	H	W	62	56
F25	Navy	A	L	41	48
F28	Washington & Lee	H	W	64	49

1948-49 (13-10)

COACH: Gus K. Tebell

D2	Lynchburg Independents	H	W	72	40
D3	Langley Field	H	W	78	38
D6	Richmond Royals	H	W	75	39
D8	American	H	W	57	51
D11	Duke	N1	L	37	47
D15	Navy	A	L	56	58
D16	Maryland	A	W	53	47
D20	George Washington	H	W	67	53
J7	Maryland	H	W	79	43
J10	Washington & Lee	H	L	66	75
J11	VMI	A	W	63	46
J13	Richmond	H	W	68	61
J31	Virginia Tech	A	L	50	52
F2	George Washington	A	L	50	62
F4	Gettysburg	A	W	72	68
F5	Dickinson	A	W	80	63
F8	Washington & Lee	A	L	81	84
F10	Virginia Tech	H	L	64	66
F12	Richmond	A	L	58	59
F16	VMI	H	W	65	52
F19	Michigan State	A	L	43	62
F21	Lawrence Tech	A	L	56	71
F23	William & Mary	H	W	58	44

1-Lynchburg, Va.

1949-50 (12-13)

COACH: Gus K. Tebell

N30	Richmond Royals	H	W	63	37
D3	Randolph-Macon	A	W	61	53
D6	Maryland	H	W	66	56
D8	Roanoke	H	W	60	45
D10	Duke	N1	L	61	82
D14	Navy	A	L	38	61
D17	George Washington	A	W	68	64
D19	Gettysburg	H	L	59	57
J4	Dickinson	H	W	79	62
J7	American	H	W	67	58
J11	VMI	A	W	78	55
J14	Richmond	A	L	62	76
J16	Virginia Tech	H	L	50	64
J30	Roanoke	A	W	77	60
F1	West Virginia	A	L	46	65
F3	N.Y. Athletic Club	A	L	66	75
F4	Fordham	A	L	44	73
F8	Richmond	H	W	70	46
F11	Washington & Lee	H	L	62	68
F14	Maryland	A	L	52	70
F16	VMI	H	W	71	64
F18					



YEAR-BY-YEAR RESULTS

1952-53 (10-13)

COACH: Evan J. Male

D2	Maryland	A	L	61	71
D6	Vanderbilt	A	L	83	90
D10	Hampden-Sydney	N1	W	101	61
D13	William & Mary	H	L	71	87
D15	VMI	A	W	69	62
D17	Johns Hopkins	A	W	80	56
D19	Gettysburg	A	L	79	100
D20	Franklin & Marshall	A	L	69	86
J5	Maryland	H	L	56	59
J9	VMI	H	W	89	78
J12	Washington & Lee	A	W	86	69
J15	Navy	A	L	71	93
J21	Virginia Tech	H	W	108	95
F4	Roanoke	A	W	75	67
F7	Richmond	A	L	85	93
F10	Georgetown	H	W	76	75
F14	William & Mary	A	L	84	105
F17	Virginia Tech	A	Wot	87	85
F19	George Washington	H	L	76	98
F21	West Virginia	H	L	84	110
F24	Richmond	H	Lot	81	88
F27	George Washington	A	L	95	110
M3	Washington & Lee	H	W	91	76

1-Richmond, Va.

1953-54 (16-11, 1-4 ACC)

COACH: Evan J. Male

D2	Hampden-Sydney	H	W	98	62
D5	Navy	A	L	75	86
D9	Randolph-Macon	H	W	86	41
D12	Franklin & Marshall	H	W	94	70
D15	Gettysburg	H	W	75	73
D17	Washington & Lee	H	W	81	62
D29	George Washington	N1	L	72	97
D30	Virginia Tech	N1	W	97	81
J2	Duke	A	L	64	86
J5	Maryland	A	L	64	70
J7	Richmond	H	L	69	78
J9	Johns Hopkins	H	W	84	62
J12	Virginia Tech	A	W	95	73
J16	North Carolina	A	L	66	78
J18	Maryland	H	L	56	70
J21	Geo. Wash. (10)	H	L	72	73
F3	VMI	A	W	78	76
F5	Richmond	A	L	84	107
F6	Johns Hopkins	A	W	75	55
F8	North Carolina	H	W	83	69
F13	Georgetown	A	W	85	78
F16	Washington & Lee	H	W	97	79
F18	VMI	H	W	99	80
F22	Virginia Tech	H	W	78	69
F25	Roanoke	H	W	93	71
F27	Pennsylvania	A	L	62	71
M4	Duke (11) ACC	N2	L	68	96

1-Alexandria, Va.; 2-Raleigh, N.C.

1954-55 (14-15, 5-9 ACC)

COACH: Evan J. Male

D1	Hampden-Sydney	A	W	110	63
D6	Randolph-Macon	A	W	95	54
D8	Navy	A	W	79	69
D11	Wake Forest (17)	H	L	90	100
D14	Maryland	H	L	69	72
D17	Clemson	A	W	100	93
D18	South Carolina	A	W	92	82
D20	Eastern Kentucky	N1	L	74	84
D29	Marshall	N2	L	98	103
D30	Washington & Lee	N7	W	96	90
J3	South Carolina	H	W	89	69
J6	Maryland (11)	A	L	63	78
J8	VMI	H	W	106	84
J11	North Carolina	H	L	87	96
J14	Washington & Lee	H	W	104	91
J15	Duke	A	L	89	109
J29	VMI	A	W	87	72
F1	N.C. State (6)	A	L	91	98
F2	Wake Forest	A	L	90	96
F8	N.C. State (7)	H	L	97	114
F11	North Carolina	N3	W	98	73
F14	Clemson	H	W	106	68
F18	Virginia Tech	H	W	107	59
F19	Richmond	A	L	88	92
F22	Duke	H	L	92	106
F25	Virginia Tech	A	L	72	78
M1	Washington & Lee	A	L	89	98
M3	Maryland (18) ACC	N4	Wot	68	67

M4	Duke ACC	N4	Lot	77	90
----	----------	----	-----	----	----

1-Bristol, Va.; 2-Fayetteville, W.Va.; 3-Greensboro, N.C.; 4-Raleigh, N.C.

1955-56 (10-17, 3-11 ACC)

COACH: Evan J. Male

D2	Maryland	A	L	55	67
D6	Hampden-Sydney	H	W	82	63
D10	Richmond	A	L	72	74
D12	Wake Forest	H	L	69	82
D16	Clemson	A	L	73	75
D17	South Carolina	A	L	69	70
D28	Cincinnati	N1	L	69	93
D29	Virginia Tech	N1	W	103	84
D30	Army	N1	W	86	71
J2	South Carolina	H	W	84	83
J7	Virginia Tech	H	W	71	66
J10	North Carolina (9)	A	L	65	101
J16	Washington & Lee	H	W	73	71
J28	VMI	A	W	78	77
J31	N.C. State (4)	A	L	54	99
F2	Wake Forest	A	L	67	84
F4	Virginia Tech	A	L	64	74
F7	N.C. State (4)	H	L	76	77
F9	Duke (8)	A	L	59	74
F11	North Carolina (12)	H	L	72	83
F13	Clemson	H	W	96	85
F16	Washington & Lee	A	L	71	79
F18	VMI	H	W	107	91
F21	Duke (11)	H	L	58	92
F23	Maryland	H	W	73	60
F25	St. Joseph's (Pa.)	A	L	69	72
M1	No. Carolina (8) ACC	N2	L	77	81

1-Richmond, Va.; 2-Raleigh, N.C.

1956-57 (6-19, 3-11 ACC)

COACH: Evan J. Male

D1	Maryland	H	L	63	67
D4	VMI	A	W	90	79
D8	Richmond	A	L	59	65
D11	Wake Forest	H	Lot	55	60
D15	Washington & Lee	H	L	62	76
D30	Mississippi	N1	W	83	81
D31	Kentucky Wesleyan	A	L	72	82
J1	Maryland	N1	L	39	43
J8	Richmond	H	L	50	56
J12	North Carolina (2)	A	L	90	102
J15	South Carolina	H	W	76	73
J26	VMI	H	W	78	54
J29	N.C. State	N2	L	63	80
J31	Wake Forest (13)	A	L	58	73
F2	Virginia Tech	A	L	56	70
F5	N.C. State	A	L	60	87
F11	North Carolina (1)	H	L	59	68
F12	Maryland	A	L	64	85
F15	South Carolina	A	L	79	97
F16	Clemson	A	Lot	81	84
F19	Duke (16)	H	W	90	81
F23	Clemson	H	W	85	71
F27	Duke	A	L	66	81
M2	Washington & Lee	A	L	69	73
M7	Maryland ACC	N3	L	69	72

1-Owensboro, Ky.; 2-Portsmouth, Va.; 3-Raleigh, N.C.



Billy McCann
6 Seasons (1957-63)
40-106 (.274)/20-64 ACC

1957-58 (10-13, 6-8 ACC)

COACH: William T. McCann

D2	William & Mary	A	L	69	73
D7	Richmond	H	L	51	64
D14	Wake Forest	H	W	66	61
D18	Washington & Lee	H	W	87	63
D27	LaSalle	N1	L	64	72
D28	Pennsylvania	N1	W	88	64
J1	N.C. State (11)	A	L	70	84
J3	Clemson	A	Wot	88	85
J4	South Carolina	A	W	74	68
J7	Virginia Tech	H	W	80	66
J9	North Carolina (3)	A	L	66	82
J11	Wake Forest	A	L	72	81
J30	Duke	A	L	71	88

F1	VMI	A	W	79	69
F4	N.C. State (9)	N2	L	58	61
F7	Maryland (8)	H	L	66	87
F11	North Carolina (11)	H	L	66	73
F14	Clemson	H	W	74	59
F18	Maryland (14)	A	L	56	69
F21	St. Joseph's (Pa.)	A	L	63	83
F25	Duke (6)	H	Wot	70	68
F28	South Carolina	H	W	77	70
M6	Maryland (17) ACC	N3	L	66	70

1-Richmond, Va.; 2-Portsmouth, Va.; 3-Raleigh, N.C.

1958-59 (11-14, 6-8 ACC)

COACH: William T. McCann

D2	William & Mary	H	W	85	74
D4	Virginia Tech	A	L	73	85
D6	Richmond	A	L	66	72
D8	North Carolina	A	L	61	83
D10	Maryland	A	L	56	63
D13	West Virginia (4)	N13	W	75	72
D18	Wake Forest	H	L	76	83
D20	St. John's (N.Y.)	A	L	71	90
D27	Tennessee (11)	A	L	59	79
D29	Vanderbilt	A	L	64	75
J6	N.C. State (2)	A	L	68	73
J9	Clemson	A	L	63	70
J10	South Carolina	A	L	64	69
J13	Washington & Lee	A	W	89	46
J15	Duke	H	W	86	67
F3	N.C. State (6)	H	L	70	87
F12	VMI	H	W	85	66
F14	Clemson	H	W	69	61
F18	Maryland	H	W	62	50
F20	Duke	A	L	63	71
F21	Wake Forest	A	Wot	81	78
F25	North Carolina (3)	H	W	69	68
F28	South Carolina	H	W	81	70
M5	Maryland ACC	N2	W	66	65
M6	N.C. State (10) ACC	N2	L	63	66

1-Charleston, W. Va.; 2-Raleigh, N.C.

1959-60 (6-18, 1-13 ACC)

COACH: William T. McCann

D1	William & Mary	A	L	70	82
D5	Richmond	H	W	85	67
D9	Maryland	A	L	62	70
D12	Virginia Tech	H	L	72	80
D17	Wake Forest	H	L	64	67
D19	Rhode Island	H	W	86	83
J2	Yale	H	W	81	76
J5	N.C. State	H	W	53	48
J6	VMI	A	W	83	71
J9	South Carolina	H	L	70	74
J13	West Virginia (3)	N1	L	81	102
J16	North Carolina (16)	N2	L	57	76
F2	N.C. State	A	L	53	87
F5	South Carolina	A	L	77	78
F6	Clemson	A	L	56	74
F10	Maryland	H	L	43	44
F13	Clemson	H	L	58	59
F16	Duke	A	L	66	78
F17	Wake Forest	A	L	66	106
F20	Navy	A	L	61	74
F22	Duke	H	L	63	79
F25	North Carolina	A	L	58	97
F27	Washington & Lee	H	W	86	59
M3	North Carolina (16) ACC	N3	L	63	84

1-Charleston, W. Va.; 2-Greensboro, N.C.; 3-Raleigh, N.C.

1960-61 (3-23, 2-12 ACC)

COACH: William T. McCann

D3	Maryland	H	L	52	57
D6	North Carolina	A	L	47	81
D10	Richmond	A	L	68	80
D13	VMI	H	L	63	75
D16	Wake Forest	H	L	82	88
D17	West Virginia	N1	L	85	104
D20	William & Mary	H	L	50	80
D29	William & Mary	N1	L	75	91
D30	VMI	N1	W	76	68
J3	N.C. State	N2	L	71	94
J7	Wake Forest	A	L	61	88
J9	South Carolina	H	W	94	91
J11	Duke (8)	H	Lot	90	92
J14	North Carolina (7)	H	L	70	92
J21	George Washington	H	L	77	86

J27	Bucknell	H	L	81	99
J31	N.C. State	N3	L	58	91
F3	Clemson	A	L	81	89
F4	South Carolina	A	W	90	82
F11	Navy	H	L	71	85
F13	Washington & Lee	A	L	68	78
F18	Virginia Tech	A	L	70	105
F20	Duke (3)	A	L	66	77
F22	Maryland	A	L	62	77
F24	Clemson	H	L	63	85
M2	Duke (9) ACC	N4	L	54	89

1-Charleston, W. Va.; 2-Portsmouth, Va.; 3-Greensboro, N.C.; 4-Raleigh, N.C.

1961-62 (5-18, 2-12 ACC)

COACH: William T. McCann

D1	Washington & Lee	H	W	82	53

YEAR-BY-YEAR RESULTS



2022-23 VIRGINIA MEN'S BASKETBALL



Bill Gibson
11 Seasons (1963-74)
 120-158 (.432)/50-98 ACC
 1 NIT Appearance (0-1)

1963-64 (8-16, 4-10 ACC)

COACH: William J. Gibson

N30 Kentucky (9)	A	L	64	75
D2 Maryland	A	L	58	68
D7 Richmond	H	W	91	71
D17 Clemson	H	L	52	53
D19 Duke (5)	A	L	73	84
D27 Mississippi State	N1	W	81	68
D28 Kentucky Wesleyan	A	L	42	62
J2 Virginia Tech	A	L	60	62
J4 South Carolina	H	L	62	70
J8 N.C. State	H	W	66	53
J11 Davidson (5)	N2	L	62	64
J13 Wake Forest	A	L	52	70
J25 Virginia Tech	H	L	62	78
F1 N.C. State	N3	W	50	48
F3 North Carolina	A	L	76	89
F8 William & Mary	A	W	56	54
F10 Duke (7)	H	L	59	80
F14 Navy	H	W	66	55
F15 Wake Forest	H	Lot	58	66
F20 Maryland	H	W	79	73
F24 North Carolina	H	W	79	64
F28 South Carolina	A	L	82	96
F29 Clemson	A	L	73	90
M5 Wake Forest ^{ACC}	N4	L	60	79

1-Owensboro, Ky.; 2-Charlotte, N.C.;
 3-Greensboro, N.C.; 4-Raleigh, N.C.

1964-65 (7-18, 3-11 ACC)

COACH: William J. Gibson

D1 William & Mary	H	W	72	58
D5 Maryland	H	W	61	59
D9 VMI	A	L	75	95
D12 Richmond	A	L	66	72
D17 Wake Forest	A	L	75	88
D19 Duke (6)	H	L	91	104
D22 Davidson (10)	N1	L	74	86
D31 Canisius	A	W	64	61
J2 Connecticut	N2	W	68	63
J4 Virginia Tech	A	L	56	73
J6 N.C. State	H	L	67	73
J8 South Carolina	A	L	60	64
J9 Clemson	A	L	72	99
J13 Hampden-Sydney	H	W	106	73
J16 North Carolina	H	L	80	87
J30 N.C. State	A	L	69	92
F3 Temple	A	L	59	84
F11 Duke (6)	A	L	72	136
F13 Navy	A	L	63	85
F17 Maryland	A	L	47	52
F22 Wake Forest	H	Lot	72	74
F23 North Carolina	A	L	101	52
F26 South Carolina	H	W	70	59
F27 Clemson	H	W	69	67
M4 N.C. State ^{ACC}	N3	L	69	106

1-Charlotte, N.C.; 2-Buffalo, N.Y.; 3-Raleigh, N.C.

1965-66 (7-15, 4-10 ACC)

COACH: William J. Gibson

D1 William & Mary	A	L	82	93
D4 Kentucky	H	L	73	99
D6 Wake Forest	H	W	97	94
D11 Richmond	H	L	69	89
D14 N.C. State	H	L	87	98
D18 Duke (1)	H	L	72	75
J5 Maryland	A	W	65	62
J8 N.C. State	A	L	69	86
J10 Wake Forest	A	L	87	99
J15 North Carolina	H	W	70	69
J28 Clemson	A	L	69	70
J29 South Carolina	A	L	64	82
F2 Virginia Tech	H	W	79	65
F5 Navy	H	W	85	57
F10 Miami	A	L	75	80
F12 Duke (2)	A	L	55	81
F16 Maryland	H	L	64	71
F19 VMI	H	W	79	65
F22 North Carolina	A	L	79	81
F25 Clemson	H	W	63	61

F26 South Carolina	H	Lot	57	59
M3 N.C. State ^{ACC}	N1	L	77	86

1-Raleigh, N.C.

1966-67 (9-17, 4-10 ACC)

COACH: William J. Gibson

D1 William & Mary	H	W	80	65
D3 Kentucky (3)	A	L	84	104
D8 Richmond	A	W	89	84
D10 Miami	H	L	78	80
D13 Maryland	H	L	65	85
D16 Duke	A	L	82	98
D28 Columbia	N1	W	112	88
D30 Connecticut	A	L	79	100
J2 Davidson	H	L	71	75
J5 NYU	A	W	91	84
J7 Wake Forest	A	L	77	84
J11 South Carolina	H	L	67	81
J14 Clemson	H	Lot	88	102
J28 North Carolina (2)	A	L	76	103
J30 N.C. State	A	W	83	70
F1 Duke	H	L	77	100
F4 Navy	A	L	75	77
F7 North Carolina (2)	H	L	75	79
F11 N.C. State	H	L	59	70
F13 Maryland	A	L	76	87
F16 Wake Forest	H	W	81	67
F18 Pittsburgh	A	W	82	70
F25 South Carolina	A	Wot	71	68
F27 Clemson	A	W	73	71
M2 Virginia Tech	A	L	60	76
M9 Duke ^{ACC}	N2	L	78	99

1-Storrs, Conn.; 2-Charlotte, N.C.

1967-68 (9-16, 5-9 ACC)

COACH: William J. Gibson

D2 St. John's (N.Y.)	A	L	63	82
D7 VMI	A	W	84	79
D11 South Carolina	H	W	84	82
D13 Duke	A	L	61	103
D16 NYU	H	W	90	83
D18 Yale	N1	L	72	79
D20 Marshall	A	L	89	97
D21 Bowling Green	N2	L	72	76
J3 Richmond	H	L	97	102
J6 Virginia Tech	H	L	82	84
J8 Wake Forest	A	L	90	97
J11 Clemson	A	W	95	92
J13 South Carolina	A	L	68	94
J20 Clemson	H	W	81	73
J29 N.C. State	H	L	77	79
F1 Duke (9)	H	L	78	90
F3 Navy	H	W	96	80
F6 North Carolina (3)	A	L	64	108
F10 N.C. State	A	L	63	91
F13 Maryland	A	L	76	85
F17 Pittsburgh	H	W	92	60
F19 Wake Forest	H	W	100	87
F24 North Carolina (3)	H	L	74	92
F28 Maryland	H	W	70	68
M7 South Carolina ^{ACC}	N3	L	78	101

1-Blacksburg, Va.; 2-Huntington, W.Va.;

3-Charlotte, N.C.

1968-69 (10-15, 5-9 ACC)

COACH: William J. Gibson

D5 Richmond	A	W	113	92
D7 George Washington	H	L	84	98
D11 Duke (9)	H	W	81	75
D14 South Carolina	H	W	86	70
D17 North Carolina (2)	A	L	67	94
D20 Richmond	N1	W	90	77
D21 Virginia Tech	N1	L	74	85
D26 Air Force	N2	W	90	85
D27 East Carolina	A	W	88	79
D28 Baylor	N2	L	61	79
J3 N.C. State	N3	L	80	95
J4 Wake Forest	N3	L	66	90
J8 Navy	A	W	84	68
J11 Clemson	H	W	82	75
J13 St. John's (N.Y.) (8)	H	L	61	77
J30 Maryland	A	W	78	77
F4 North Carolina (2)	H	L	76	99
F8 N.C. State	A	L	62	66
F11 Virginia Tech	A	L	64	68
F15 Maryland	H	W	84	78
F17 Duke	A	L	81	100
F22 South Carolina (12)	A	L	70	86

F24 Clemson	A	L	90	92
M1 Wake Forest	H	L	84	87
M6 Duke ^{ACC}	N4	L	86	99

1-Salem, Va.; 2-Greenville, N.C.; 3-Greensboro, N.C.; 4-Charlotte, N.C.

1969-70 (10-15, 3-11 ACC)

COACH: William J. Gibson

D1 Georgia Tech	A	L	49	72
D6 Duke	A	L	45	57
D9 Pennsylvania	A	L	53	84
D10 VMI	H	W	65	44
D13 South Carolina (8)	H	L	51	62
D16 North Carolina (7)	H	L	76	80
D19 Richmond	N1	W	87	76
D20 William & Mary	N1	W	92	72
J2 Wake Forest	N2	L	58	65
J3 N.C. State (15)	N2	L	60	71
J7 Virginia Tech	H	W	81	71
J10 Clemson	A	L	87	104
J12 South Carolina (3)	A	L	42	63
J15 Wake Forest	A	L	79	90
J29 William & Mary	A	Wot	87	81
J31 Navy	H	W	52	44
F3 North Carolina (7)	A	L	72	87
F7 N.C. State (5)	H	L	66	71
F11 Maryland	H	W	71	69
F17 George Washington	A	Lot	84	87
F21 Clemson	H	W	94	79
F23 Duke	H	W	61	57
F28 Maryland	A	L	71	79
M5 North Carolina ^{ACC}	N3	W	95	93
M6 N.C. State (19) ^{ACC}	N3	L	66	67

1-Hampton, Va.; 2-Greensboro, N.C.; 3-Charlotte, N.C.

1970-71 (15-11, 6-8 ACC)

COACH: William J. Gibson

D1 VMI	N1	W	81	52
D3 Virginia Tech	N1	W	68	59
D5 Duke	H	W	75	70
D9 Navy	A	W	81	63
D11 Boston College	N2	W	79	69
D12 West Virginia	A	Wot	94	91
D15 North Carolina (20)	A	L	75	80
D17 William & Mary	H	W	107	86
J6 Virginia Tech	A	L	74	93
J9 Clemson	H	W	66	56
J11 South Carolina (2)	H	W	50	49
J13 Wake Forest	H	W	86	81
J16 Georgia Tech	H	W	89	84
J28 [15] Clemson	A	L	44	45
J30 [15] S. Carolina (10)	A	L	70	92
F2 Washington & Lee	H	W	92	70
F6 N.C. State	H	W	79	53
F10 Maryland	H	W	78	63
F13 Wake Forest	A	L	71	95
F20 Duke	A	L	69	101
F22 N.C. State	A	L	77	97
F27 North Carolina (13)	H	L	74	75
M4 Seton Hall	N3	L	71	73
M6 Maryland	A	Lot	84	89
M11 Wake Forest ^{ACC}	N4	W	85	84
M12 No. Carolina (13) ^{ACC}	N4	L	68	78

1-Hampton, Va.; 2-Morgantown, W.Va.; 3-New York, N.Y.; 4-Greensboro, N.C.

1971-72 (21-7, 8-4 ACC)

COACH: William J. Gibson

D1 Washington & Lee	A	W	113	80
D4 Duke	A	W	86	77
D8 Maryland (5)	H	W	78	57
D11 Baldwin-Wallace	H	W	117	83
D15 [19] William & Mary	A	W	82	62
D20 [19] VMI	N1	W	93	51
D21 [18] Richmond	N1	W	93	58
D29 [11] Xavier	N2	W	85	65
D30 [11] Citadel	A	W	77	72
J3 [11] Wake Forest	A	W	74	64
J8 [9] N.C. State	A	W	84	73
J12 [8] Geo. Washington	H	W	97	76
J15 [8] No. Carolina (3)	H	L	79	85
J26 [8] Johns Hopkins	H	W	112	70
J31 [8] Clemson	A	W	62	58
F5 [7] N.C. State	H	W	69	68
F7 [7] Virginia Tech	H	W	107	85
F9 [6] West Virginia	N3	W	89	88
F12 [6] Wake Forest	H	W	74	67
F16 [6] Penn State	A	L	74	86

F19 [6] Duke	H	L	76	86
F21 [6] Clemson	H	W	62	60
F23 [13] Pittsburgh	H	W	84	74
F26 [13] No. Carolina (5)	A	L	78	91
M4 [12] Maryland (18)	A	L	42	45
M9 [15] Wake Forest ^{ACC}	N4	W	74	65
M10 [15] Maryland (13) ^{ACC}	N4	L	57	62
M17 [20] Lafayette ^{NIT}	N5	L	71	72

1-Roanoke, Va.; 2-Charleston, S.C.;
 3-Charleston, W.Va.; 4-Greensboro, N.C.;
 5-New York, N.Y.

1972-73 (13-12, 4-8 ACC)

COACH: William J. Gibson

D2 Washington & Lee	H	W	102	69
D6 VMI	H	W	85	67
D8 Wake Forest	A	W	75	62
D12 Princeton	A	L	65	69
D16 William & Mary	H	W	90	80
D27 Georgetown	N1	W	72	58
D29 St. Louis	A	L	74	75
J3 Duke	H	Wot	80	74
J6 N.C. State (4)	H	L	61	68
J9 Maryland (2)	A	L	74	93
J25 North Carolina (3)	A	W	84	78
J27 Clemson	A	L	63	64
J31 West Virginia	H	W	89	75
F3 N.C. State (2)	A	L	59	64
F6 Navy	A	W	67	51
F10 Wake Forest	H	W	104	73
F13 Duke	A	L	66	90
F17 Penn State	H	W	85	74
F19 Clemson	H	Lot	54	56
F21 Pittsburgh	A	W	79	66
F24 North Carolina (6)	H	L	68	76
F28 Virginia Tech	A	L	83	87
M3 Maryland (9)	H	L	81	92
M8 Duke ^{ACC}	N2	W	59	55
M9 N.C. State (2) ^{ACC}	N2	L	51	63



YEAR-BY-YEAR RESULTS

2022-23 VIRGINIA MEN'S BASKETBALL



Terry Holland
16 Seasons (1974-90)
 326-173 (.653)/111-103 ACC
 9 NCAA Appearances (15-9)
 2 Final Fours (1981, 1984)
 4 NIT Appearances (8-3)
 1 NIT Title (1980)

1974-75 (12-13, 4-8 ACC)

COACH: Terry Holland

D2	Washington & Lee	H	W	77	69
D4	Kent State	H	W	58	40
D7	N.C. State (1)	A	L	72	101
D11	William & Mary	H	W	73	51
D27	Wisconsin	N1	W	86	78
D28	Marquette (14)	A	L	55	73
J 4	Clemson	A	L	68	86
J8	Wake Forest (19)	A	L	66	83
J11	Virginia Tech	A	L	73	74
J13	Davidson	N2	W	58	56
J15	Penn State	H	W	73	50
J18	Duke	H	W	60	56
J22	North Carolina (14)	A	L	70	85
J25	Clemson	H	L	64	74
J29	West Virginia	H	W	87	79
F1	Duke	A	Wot	92	85
F4	Maryland (4)	A	L	79	86
F8	Wake Forest	H	W	71	58
F12	N.C. State (5)	H	L	46	59
F15	Pittsburgh	A	Lot	70	71
F19	Maryland (3)	H	L	51	70
F22	North Carolina (13)	H	W	65	62
F25	Princeton	H	L	50	55
M1	Stetson	H	W	60	58
M6	N.C. State (8) ^{ACC}	N3	L	85	91

1-Milwaukee, Wis.; 2-Charlotte, N.C.; 3-Greensboro, N.C.

1975-76 (18-12, 4-8 ACC)

COACH: Terry Holland

D1	Hampden-Sydney	H	W	113	65
D3	Washington & Lee	A	W	101	57
D6	Duke	A	L	79	81
D9	Penn State	A	W	79	66
D22	Oklahoma State	N1	L	69	72
D23	Yale	N1	W	72	62
J3	VMI	N2	W	74	63
J5	Davidson	A	W	72	51
J7	Wake Forest (7)	H	W	63	58
J10	North Carolina (6)	H	L	82	85
J14	Virginia Tech	N3	L	69	91
J16	N.C. State (13)	A	L	71	78
J19	William & Mary	A	W	80	60
J21	Pittsburgh	H	W	75	68
J22	Delaware	H	W	78	65
J24	Clemson	A	W	69	62
J28	West Virginia	A	L	58	71
J31	N.C. State (8)	H	L	73	75
F4	Maryland (5)	H	L	66	69
F7	Wake Forest	A	L	78	82
F9	Hofstra	H	W	91	83
F11	Duke	H	W	94	90
F18	Clemson	H	W	90	77
F21	North Carolina (3)	A	L	71	73
F25	Virginia Tech	H	W2ot	79	75
F28	Maryland (10)	A	L	73	81
M4	N.C. State (17) ^{ACC}	N4	W	75	63
M5	Maryland (9) ^{ACC}	N4	W	73	65
M6	North Carolina (4) ^{ACC}	N4	W	67	62
M13	[13] DePaul ^{NCAA}	N5	L	60	69

1-Columbia, S.C.; 2-Roanoke, Va.; 3-Richmond, Va.; 4-Landover, Md.; 5-Charlotte, N.C.

1976-77 (12-17, 2-10 ACC)

COACH: Terry Holland

N26	Roanoke	H	W	88	48
N27	VMI	H	W	55	50
D4	Pittsburgh	A	W	62	61
D7	Pennsylvania	A	L	64	68
D29	VCU	N1	W	65	58
D30	Virginia Tech	N1	L	60	65
J3	Davidson	H	W	67	48
J5	Wake Forest (10)	A	L	63	67
J8	North Carolina (6)	A	L	67	91
J10	William & Mary	H	L	65	71
J12	Virginia Tech	N2	W	55	50
J15	N.C. State	H	L	66	80
J17	Duke	H	Lot	74	82

J20	Delaware	H	W	74	71
J22	Clemson	H	L	54	63
J27	Tulane	A	W	74	70
J29	N.C. State	A	L	57	73
F2	Maryland	A	L	67	82
F5	Wake Forest (5)	H	L	72	80
F7	Hofstra	A	Lot	69	76
F9	Duke	A	L	49	65
F12	Old Dominion	H	L	63	71
F16	Clemson (18)	A	W	71	65
F20	North Carolina (13)	H	L	64	66
F23	Virginia Tech	N2	L	61	71
F26	Maryland	H	W	77	68
M3	Wake Forest (16) ^{ACC}	N3	W	59	57
M4	Clemson (18) ^{ACC}	N3	W	72	60
M5	North Carolina (6) ^{ACC}	N3	L	69	75

1-Richmond, Va.; 2-Hampton, Va.; 3-Greensboro, N.C.

1977-78 (20-8, 6-6 ACC)

COACH: Terry Holland

N25	James Madison	H	W	83	63
N26	VMI	H	W	90	70
N30	Randolph-Macon	H	W	68	55
D3	Old Dominion	A	W	86	67
D7	Pennsylvania	H	W	70	63
D29	[16] Temple	N1	W	66	55
D30	[16] USC	N1	W	85	82
J4	[13] Wake Forest	H	W	67	60
J7	[13] North Carolina (2)	H	L	61	76
J11	[15] Delaware	A	W	71	59
J14	[15] N.C. State (16)	A	W	74	68
J16	[15] Penn State	H	W	83	56
J18	[13] Virginia Tech	N2	W	66	62
J21	[13] Clemson	A	Lot	70	79
J25	[18] Duke (11)	H	W	74	73
J28	[18] N.C. State	H	Wot	81	73
F1	[11] Maryland	H	W	66	64
F4	[11] Wake Forest	A	L	62	74
F8	[13] Duke	A	L	75	100
F10	[13] Richmond	N3	W	68	42
F11	[13] Virginia Tech	N3	W	76	68
F15	[17] Clemson	H	L	55	63
F18	[17] No. Carolina (11)	A	L	54	71
F20	[17] William & Mary	A	W	62	49
F22	Tulane	H	W	91	70
F25	Maryland	A	W	79	70
M1	Wake Forest ^{ACC}	N4	L	61	72
M8	Georgetown ^{NIT}	H	Lot	68	70

1-New Orleans, La.; 2-Roanoke, Va.; 3-Richmond, Va.; 4-Greensboro, N.C.

1978-79 (19-10, 7-5 ACC)

COACH: Terry Holland

N24	James Madison	H	W	71	58
N25	VCU	H	W	81	60
N27	Johns Hopkins	H	W	79	54
N29	Pennsylvania	A	L	78	80
D2	Old Dominion	H	L	61	65
D5	Randolph-Macon	H	W	99	60
D28	Providence	N1	W	106	68
D29	Alabama	N1	L	69	71
J3	Wake Forest	A	W	88	75
J6	North Carolina (3)	A	L2ot	74	86
J10	William & Mary	H	W	95	56
J13	N.C. State (8)	H	W	67	62
J15	Delaware	H	W	99	81
J17	Virginia Tech	N2	W	93	78
J20	Clemson	H	W	61	54
J24	Duke (7)	H	L	66	84
J27	N.C. State (20)	A	L	67	87
J29	Temple (16)	H	W	73	71
J31	Maryland (17)	A	W	69	63
F3	Wake Forest	H	W	83	76
F6	Duke (3)	A	L	63	64
F10	Virginia Tech	N3	W	78	72
F14	Clemson	A	W	72	68
F17	North Carolina (4)	H	L	57	66
F21	William & Mary	A	W	44	40
F24	Maryland	H	W	75	72
M1	N.C. State ^{ACC}	N4	L	78	82
M7	Northeastern La. ^{NIT}	H	W	79	78
M12	Alabama ^{NIT}	N5	L	88	90

1-New Orleans, La.; 2-Richmond, Va.; 3-Roanoke, Va.; 4-Greensboro, N.C.; 5-New York, N.Y.

1979-80 (24-10, 7-7 ACC)

COACH: Terry Holland

N30	[13] Johns Hopkins	H	W	93	58
D1	[13] Georgia Tech	H	W	55	37
D3	[13] Randolph-Macon	H	W	76	55
D5	[13] Temple	A	W	58	52
D15	[13] BYU-Hawaii	A	W	82	64
D18	[12] Chaminade	A	W	79	54
D21	[12] San Jose State	N1	L	79	83
D22	[12] Army	N1	W	84	60
D28	[14] VCU	N2	W	89	72
D29	[14] Old Dominion	N2	W	79	58
J2	[13] Wake Forest	H	W	64	59
J5	[13] North Carolina (6)	H	W	88	82
J7	[13] Delaware	H	W	82	55
J12	[8] N.C. State	A	L	56	54
J14	[8] Virginia Tech	N2	W	65	58
J16	[12] Pennsylvania	H	W	69	39
J19	[12] Clemson (17)	A	L	68	88
J23	[17] Duke (3)	A	W	90	84
J26	[17] N.C. State	H	W	49	47
J27	[17] Ohio State (4)	A	L	65	70
J30	[13] Maryland (12)	H	L	61	63
F2	[13] Wake Forest	A	L	77	79
F6	[18] Duke (10)	H	W	73	69
F9	[18] Georgia Tech	A	L	61	62
F13	Clemson (10)	H	W	89	87
F16	North Carolina (11)	A	L	51	68
F20	William & Mary	H	W	63	55
F23	Maryland (9)	A	L	71	82
F28	Clemson (17) ^{ACC}	N3	L	49	57
M5	Lafayette ^{NIT}	H	W	67	56
M10	Boston College ^{NIT}	H	W	57	55
M13	Michigan ^{NIT}	H	W	79	68
M17	UNLV ^{NIT}	N4	W	90	71
M19	Minnesota ^{NIT}	N4	W	58	55

1-Santa Clara, Calif.; 2-Richmond, Va.; 3-Greensboro, N.C.; 4-New York, N.Y.

1980-81 (29-4, 13-1 ACC)

COACH: Terry Holland

N28	[8] Bucknell	H	W	64	45
N29	[8] VCU	H	W	77	62
D3	[7] Randolph-Macon	H	W	83	52
D6	[7] William & Mary	A	W	88	68
D12	[6] Duke	A	W	91	79
D22	[5] Baltimore	H	W	103	62
D30	[3] James Madison	A	W	53	52
J3	[3] Virginia Tech	N1	W	64	51
J5	[3] Delaware	A	W	88	69
J7	[3] N.C. State	H	W	63	55
J10	[3] North Carolina (16)	H	W	63	57
J14	[2] Maryland (10)	A	W	66	64
J17	[2] Georgia Tech	A	W	85	48
J19	[2] Clemson (19)	A	W	74	59
J21	[2] George Washington	H	W	86	56
J25	[2] Ohio State	H	W	89	73
J28	[1] Wake Forest (6)	H	W	83	73
J31	[1] Duke	H	W	68	47
F3	[1] North Carolina (11)	A	Wot	80	79
F5	[1] Wagner	A	W	76	69
F11	[1] N.C. State	A	W	51	46
F14	[1] Clemson	H	W	73	58
F16	[1] Georgia Tech	H	W	83	42
F22	[1] Notre Dame (11)	N2	L	56	57
F25	[3] Wake Forest (12)	A	Lot	66	73
F28	[3] Maryland (17)	H	W	74	63
M5	[4] Georgia Tech ^{ACC}	N3	W	76	47
M6	[4] Maryland (20) ^{ACC}	N3	L	62	85
M15	[5] Villanova ^{NCAA}	N4	W	54	50
M19	[5] Tenn. (15) ^{NCAA}	N5	W	62	48
M21	[5] BYU (16) ^{NCAA}	N5	W	74	60
M28	[5] UNC (6) ^{NCAA}	N6	L	65	78
M30	[5] LSU (4) ^{NCAA}	N6	W	78	74

1-Roanoke, Va.; 2-Chicago, Ill.; 3-Landover, Md.; 4-Charlotte, N.C.; 5-Atlanta, Ga.; 6-Philadelphia, Pa.

1981-82 (30-4, 12-2 ACC)

COACH: Terry Holland

N21	[7] Brigham Young	N1	W	63	61
N27	[7] Fairfield	H	W	107	66
N29	[7] George Mason	H	W	76	57
D2	[5] Randolph-Macon	H	W	82	50
D5	[5] VMI	A	W	76	49
D9	[5] Duke	H	W	92	83
D19	[5] Chaminade	A	W	75	59
D21	[5] BYU-Hawaii	A	W	118	84

D29	[3] Richmond	N2	W	74	43
D30	[3] James Madison	N2	W	57	44
J2	[3] James Madison	H	W	73	65
J6	[2] Notre Dame	N3	W	87	54
J9	[2] North Carolina (1)	A	L	60	65
J12	[3] Maryland	H	Wot	45	40
J14	[3] Wagner	H	W	99	67
J16	[3] Georgia Tech	H	W	79	60
J17	[3] Clemson	H	W	89	60
J10	[3] George Washington	A			

YEAR-BY-YEAR RESULTS



2022-23 VIRGINIA MEN'S BASKETBALL

J31	Maryland (10)	H	L	66	67
F4	Duke	A	L	64	67
F7	Georgia Tech (18)	H	W	91	59
F9	North Carolina (1)	H	L	72	85
F11	Louisville (15)	A	W	50	45
F15	Virginia Tech	N4	L	54	56
F18	Houston (4)	A	L	65	74
F21	Clemson	H	W	77	70
F25	N.C. State	A	W	74	63
F29	Wake Forest (17)	H	W	65	61
M4	Maryland (19)	A	L	65	74
M9	Wake Forest (19) ^{ACC}	N3	L	51	63
M16	Iona ^{NCAA}	N5	W	58	57
M18	Arkansas (8) ^{NCAA}	N5	Wot	53	51
M22	Syracuse (18) ^{NCAA}	N6	W	63	55
M24	Indiana ^{NCAA}	N6	W	50	48
M31	Houston (5) ^{NCAA}	N7	Lot	47	49

1-San Diego, Calif.; 2-Roanoke, Va.;
3-Greensboro, N.C.; 4-Richmond, Va.; 5-East
Rutherford, N.J.; 6-Atlanta, Ga.; 7-Seattle, Wash.

1984-85 (17-16, 3-11 ACC)

COACH: Terry Holland

N23	Providence	N1	Lot	71	75
N24	Davidson	N1	W	69	65
N30	Loyola (Md.)	H	W	72	60
N1	Richmond	H	W	57	52
D3	VMI	A	W	68	57
D5	William & Mary	A	L	53	54
D8	Duke (4)	A	L	65	78
D20	Randolph-Macon	H	W	69	53
D27	Penn State	N2	W	66	54
D28	Alabama	N2	L	48	54
J2	Virginia Tech	N3	W	67	59
J5	Duke (2)	H	L	58	63
J8	N.C. State	A	L	45	51
J12	North Carolina (5)	H	L	61	65
J15	Pennsylvania	A	W	60	50
J19	Clemson	A	L	62	82
J21	Georgia Tech (17)	A	L	46	49
J26	Wake Forest	H	W	58	56
J27	Arkansas	H	W	54	52
J30	Maryland (17)	A	L	58	71
F4	George Washington	H	W	51	42
F7	North Carolina (15)	A	L	73	82
F9	Louisville	H	W	74	65
F14	Rollins	H	W	84	39
F16	Georgia Tech (6)	H	W	62	55
F20	Clemson	H	W	69	66
F24	N.C. State	H	L	55	57
F27	Wake Forest	A	L	65	68
M3	Maryland	H	L	55	60
M8	Georgia Tech (9) ^{ACC}	N4	L	48	55
M14	West Virginia ^{NIT}	A	W	56	55
M18	St. Joseph's (Pa.) ^{NIT}	H	W	68	61
M23	Tennessee ^{NIT}	A	L	54	61

1-Kona, Hawaii; 2-New Orleans, La.; 3-Norfolk,
Va.; 4-Atlanta, Ga.

1985-86 (19-11, 7-7 ACC)

COACH: Terry Holland

N23	Houston	N1	W	92	77
N30	Towson	H	W	68	55
D1	VCU	H	Wot	79	75
D4	VMI	H	W	101	58
D7	Duke (3)	A	L	64	72
D10	Virginia Tech	N2	L	66	84
D20	Old Dominion	N3	W	68	61
D21	Richmond	N3	L	46	58
D27	Long Island	N4	W	71	52
D28	Loyola (Ill.)	N4	W	71	70
J2	Hartford	H	W	73	54
J4	Georgia Tech (6)	H	L	61	64
J8	William & Mary	H	W	67	47
J11	Clemson	A	W	83	81
J14	Pennsylvania	H	W	81	52
J19	Maryland	H	W	70	49
J22	Wake Forest	H	W	54	47
J25	N.C. State	A	L	53	55
J30	North Carolina (1)	H	W	86	73
F6	Duke (4)	H	L	65	77
F9	Missouri	A	W	64	62
F12	Wake Forest	A5	W	69	53
F15	Georgia Tech (5)	A	L	55	62
F19	N.C. State (20)	H	W	69	60
F22	Clemson	H	W	82	69
F26	North Carolina (3)	A	L	79	85
M1	Maryland	A	L	72	87

M7	N.C. State (20) ^{ACC}	N5	W	64	62
M8	Duke (1) ^{ACC}	N5	L	70	75
M13	DePaul ^{NCAA}	N5	L	68	72

1-Landover, Md.; 2-Roanoke, Va.; 3-Richmond,
Va.; 4-Rochester, N.Y.; 5-Greensboro, N.C.

1986-87 (21-10, 8-6 ACC)

COACH: Terry Holland

N21	Temple	H	L	75	79
D3	VMI	H	W	81	69
D6	Southern Illinois	H	W	94	82
D7	George Mason	H	W	73	58
D10	East Tennessee St.	H	W	83	56
D20	Arkansas	A	W	78	66
D27	St. John's (N.Y.) (15)	N1	L	58	64
D29	Rutgers	N1	W	74	56
J3	Duke (20)	H	L	63	70
J5	Brown	H	W	92	70
J7	Missouri	H	W	66	50
J10	Maryland	A	W	71	64
J14	North Carolina (3)	H	L	80	95
J17	Villanova	H	W	88	59
J19	Jacksonville	A	W	82	81
J22	Georgia Tech	A	W	61	58
J24	Wake Forest	H	W	78	63
J28	N.C. State	H	W	61	60
J31	Clemson (14)	A	L	83	89
F4	Duke (16)	A	L	61	75
F8	North Carolina (3)	A	Lot	73	74
F11	Virginia Tech	N2	W	91	73
F14	Clemson (12)	H	Lot	90	94
F16	Dayton	A	W	74	67
F18	Georgia Tech	H	W	60	58
F22	N.C. State	A	W	72	65
F25	Wake Forest	A3	W	59	45
M1	Maryland	H	W	82	77
M6	Georgia Tech ^{ACC}	N4	W	55	54
M7	North Carolina (2) ^{ACC}	N4	L2ot	82	84
M12	Wyoming ^{NCAA}	N5	L	60	64

1-New York, N.Y.; 2-Richmond, Va.; 3-Greensboro,
N.C.; 4-Landover, Md.; 5-Salt Lake City, Utah

1987-88 (13-18, 5-9 ACC)

COACH: Terry Holland

N27	Columbia	H	W	83	58
N28	Rhode Island	H	L	73	76
D3	UNC-Wilmington	H	W	87	51
D6	Connecticut	A1	W	72	59
D9	Dayton	H	W	69	50
D12	Arkansas	A	L	52	66
D18	Old Dominion	N2	L	72	74
D19	VCU	N2	L	66	75
D23	Oklahoma (12)	N3	L	61	109
D24	Georgia	N3	W	87	54
D26	Chaminade	A	W	66	58
J2	Villanova	A	L	54	63
J6	Radford	H	W	65	56
J9	Duke (9)	H	L	59	77
J10	Clemson	H	W	77	75
J16	North Carolina (2)	A	L	62	87
J20	Maryland	H	W	84	72
J23	Georgia Tech	H	W	58	55
J27	Virginia Tech	N4	L	64	66
J30	Wake Forest	H	W	69	64
F1	Jacksonville	H	W	77	52
F3	N.C. State	A	L	69	75
F7	Houston	A	L	58	81
F14	North Carolina (6)	H	L	58	64
F17	Duke (6)	A	L	54	73
F21	Clemson	A	L	62	65
F25	Georgia Tech (20)	A	L	71	76
F27	N.C. State (18)	H	L	63	64
M2	Wake Forest	A	W2ot	69	67
M5	Maryland	A	L	63	69
M11	Duke (8) ^{ACC}	N5	L	48	60

1-Hartford, Conn.; 2-Richmond, Va.; 3-Honolulu,
Hawaii; 4-Roanoke, Va.; 5-Greensboro, N.C.

1988-89 (22-11, 9-5 ACC)

COACH: Terry Holland

N25	Dartmouth	H	W	99	73
N26	Marquette	H	W	80	63
N30	Arkansas	H	W	75	65
D3	Towson	H	W	87	79
D6	Fairleigh Dickinson	H	W	88	61
D10	Connecticut (18)	H	L	61	68
D19	Jacksonville	H	W	86	81
D21	UC-Irvine	H	Wot	99	89

D28	Seton Hall (13)	N1	L	67	84
D29	Mississippi State	N1	L	84	86
J4	Louisville (13)	A	L	71	74
J7	Duke (1)	H	L	76	84
J11	Clemson	A	L	70	88
J15	North Carolina (8)	H	W	106	83
J17	Maryland	A	Wot	64	58
J25	Virginia Tech	N2	Wot	113	106
J28	Wake Forest	H	W	88	69
F1	N.C. State (13)	H	W	91	71
F6	Georgia Tech	H	W	78	71
F8	Duke (14)	A	L	66	85
F12	North Carolina (6)	A	L	67	85
F16	VMI	H	W	92	79
F18	Clemson	H	W	85	83
F22	Georgia Tech	A	L	65	73
F26	N.C. State (17)	A	W	76	75
M1	Wake Forest	A3	W	81	72
M5	Maryland	H	W	86	59
M10	Clemson ^{ACC}	N4	W	90	73
M11	Duke (7) ^{ACC}	N4	L	58	69
M16	Providence ^{NCAA}	N5	W	100	97
M18	Middle Tennessee ^{NCAA}	N5	W	104	88
M23	Oklahoma (4) ^{NCAA}	N6	W	86	80
M25	Michigan (10) ^{NCAA}	N6	L	65	102

1-New Orleans, La.; 2-Richmond, Va.;
3-Greensboro, N.C.; 4-Atlanta, Ga.; 5-Nashville,
Tenn.; 6-Lexington, Ky.

1989-90 (20-12, 6-8 ACC)

COACH: Terry Holland

N24	Northeastern	H	W	82	60
N25	Marshall	H	W	83	63
N28	Samford	H	W	87	61
D1	Davidson	A	W	71	57
D3	Vanderbilt	A	L	64	68
D7	Villanova	N1	W	73	65
D9	Houston	H	W	72	54
D20	VCU	N2	W	63	46
D21	Richmond	N2	W	69	57
J6	Duke (13)	A	L	68	76
J9	Clemson	H	L	70	76
J13	North Carolina	A	L	70	92
J15	VMI	H	W	89	78
J17	Maryland	H	L	72	74
J21	Georgia Tech (11)	H	Wot	81	79
J24	Virginia Tech	N3	W	77	59
J28	Wake Forest	A	Wot	71	70
J31	N.C. State	A	L	58	84
F3	Marquette	A	Wot	96	91
F8	Duke (4)	H	W	72	69
F10	Clemson	A	L	63	74
F14	North Carolina	H	W	81	80
F17	Louisville (18)	H	L	56	72
F22	Georgia Tech (8)	A	W	73	71
F25	N.C. State	H	W	77	71
M1	Wake Forest	H	L	50	51
M3	Maryland	A	L	74	89
M9	North Carolina ^{ACC}	N4	Wot	92	85
M10	Clemson (17) ^{ACC}	N4	W	69	66
M11	Georgia Tech (14) ^{ACC}	N4	L	61	70
M16	Notre Dame ^{NCAA}	N2	W	75	67
M18	Syracuse (6) ^{NCAA}	N2	L	61	63

1-East Rutherford, N.J.; 2-Richmond, Va.;
3-Roanoke, Va.; 4-Charlotte, N.C.



Jeff Jones
8 Seasons (1990-98)
146-104 (.584)/59-67 ACC
5 NCAA Appearances (6-5)
1 NIT Appearance (5-0)
1 NIT Title (1992)

1990-91 (21-12, 6-8 ACC)

COACH: Jeff Jones

N23	[18] Siena	N1	W	80	77
N24	[18] South Carolina	N1	W	65	59
N26	[18] UCLA (12)	N1	L	74	89
N30	[16] New Orleans	H	L	55	60
D1	[16] Winthrop	H	W	93	47
D3	[16] Pittsburgh (11)	N2	W	84	80
D8	[21] Vanderbilt	H	W	70	56
D20	[19] Marshall	A	W	74	60
D29	[19] Minnesota	A	W	79	72
J2	[18] Marquette	A	W	94	88
J5	[18] Duke (8)	H	W	81	64
J8	[13] Clemson	A	W	82	78
J12	[13] North Carolina (5)	H	L2ot	86	89
J16	[14] Maryland	A	W	76	62
J19	[14] Georgia Tech	A	L	51	78
J21	[14] Davidson	H	W	71	47
J23	[18] Virginia Tech	N2	W	86	61
J26	[18] Notre Dame	A	W	68	67
J29	[15] N.C. State	H	W	104	72
F2	[15] Wake Forest	H	W	83	80
F4	[15] Radford	H	W	87	54
F7	[11] Duke (6)	A	L	74	86
F9	[11] North Carolina (9)	A	L	58	77
F10	[11] Wake Forest	A	L	66	74
F13	[19] Fairfield	H	W	84	52
F16	[19] Clemson	H	W	57	47
F19	[20] Georgia Tech	H	L	60	73
F23	[20] N.C. State	A	L	76	



YEAR-BY-YEAR RESULTS

1992-93 (21-10, 9-7 ACC)

COACH: Jeff Jones

D1	Pennsylvania	A	W	74	68
D5	Stanford	H	W	72	48
D9	Old Dominion	H	W	90	68
D12	Howard	H	W	100	64
D22	Alabama	H	W	86	83
D29	Radford	H	W	82	63
J2	Winthrop	H	W	92	68
J6	[25] Florida State (23)	H	W	80	76
J9	[25] N.C. State	A	W	73	56
J13	[14] Clemson	H	W	100	82
J17	[14] Duke (3)	A	W	77	69
J20	[7] North Carolina (3)	A	L	58	80
J23	[7] Georgia Tech (16)	H	L	71	75
J25	[15] William & Mary	A	Wot	93	84
J27	[15] Wake Forest	H	L	73	75
J30	[15] Virginia Tech	N1	L	53	59
F4	[24] Maryland	A	W	70	68
F8	[24] Florida State (12)	A	L	84	99
F11	[24] N.C. State	H	W	75	66
F13	[24] Clemson	A	W	83	78
F18	[23] Duke (7)	H	W	58	55
F21	[23] North Carolina (3)	H	L	58	78
F23	[22] Georgia Tech	A	L	61	73
F27	[22] Wake Forest (12)	A	L	56	58
M3	Charleston	H	W	72	58
M6	Maryland	H	W	88	74
M12	Wake Forest (12) ACC	N2	W	61	57
M13	North Carolina (1) ACC	N2	L	56	74
M19	Manhattan NCAA	N3	W	78	66
M21	UMass (14) NCAA	N3	W	71	56
M26	Cincinnati (7) NCAA	N4	L	54	71

1-Richmond, Va.; 2-Charlotte, N.C.; 3-Syracuse, N.Y.; 4-East Rutherford, N.J.

1993-94 (18-13, 8-8 ACC)

COACH: Jeff Jones

N29	[12] Connecticut	H	L	36	77
D1	[12] William & Mary	H	W	84	71
D4	[12] Rice	H	W	59	51
D9	[22] Coppin State	H	W	63	61
D11	[22] Old Dominion	A	L	69	76
D22	Stanford	A	L	72	84
D28	Minnesota (16)	H	W	62	57
D30	Liberty	H	W	62	49
J3	UNLV	A	W	59	39
J6	Florida State	H	W	84	64
J9	N.C. State	H	W	79	58
J12	Clemson	A	W	64	57
J15	Duke (2)	H	L	58	66
J19	North Carolina (4)	H	W	81	77
J23	Georgia Tech (17)	A	L	70	74
J26	Wake Forest	A	W	61	59
F2	Maryland (21)	H	W	73	66
F6	Florida State	A	L	64	100
F9	N.C. State	A	L	54	67
F12	Clemson	H	W	52	44
F16	Duke (6)	A	L	54	84
F19	North Carolina (2)	A	L	56	69
F22	Georgia Tech (23)	H	Wot	73	72
F26	Wake Forest	H	L	45	63
M3	Virginia Tech	N1	W	70	61
M5	Maryland	A	L	68	70
M11	Maryland ACC	N2	W	69	63
M12	Duke (5) ACC	N2	W	66	61
M13	North Carolina (4) ACC	N2	L	66	73
M18	New Mexico NCAA	N3	W	57	54
M20	Arizona (9) NCAA	N3	L	58	71

1-Roanoke, Va.; 2-Charlotte, N.C.; 3-Sacramento, Calif.

1994-95 (25-9, 12-4 ACC)

COACH: Jeff Jones

N16	[14] Old Dominion	H	W	83	80
N18	[14] Ohio	H	L	83	94
N30	[23] North Carolina A&T	H	W	94	50
D3	[23] Towson	H	W	94	66
D6	[20] Vanderbilt	A	L	65	70
D8	[20] Bethune-Cookman	H	W	109	49
D10	[20] Rice	A	W	67	50
D19	[22] VMI	H	W	100	73
D22	[22] Stanford	H	L	60	64
J4	Florida State	A	W	81	75
J7	N.C. State	A	W	76	65
J11	Clemson (18)	H	W	61	37
J14	Duke (16)	A	W2ot	91	88
J18	[18] North Carolina (3)	A	L	76	79
J22	[18] Georgia Tech (22)	H	Wot	88	85
J25	[15] Wake Forest (16)	H	L	70	71

J28	[15] George Mason	H	W	128	98
F1	[15] Maryland (5)	A	L	62	71
F4	[15] Florida State	H	Wot	76	63
F8	[17] N.C. State	H	W	65	55
F11	[17] Clemson	A	W	62	44
F12	[17] UNLV	H	W	75	65
F15	[16] Duke	H	W	64	58
F19	[16] North Carolina (2)	H	W	73	71
F22	[11] Georgia Tech (24)	A	W	83	60
F26	[11] Wake Forest (10)	A	L	63	66
F28	[13] Virginia Tech	N1	W	63	62
M5	[13] Maryland (6)	H	W	92	67
M10	[11] Georgia Tech ACC	N2	W	77	67
M11	[11] Wake Forest (7) ACC	N2	L	68	77
M16	[13] Nicholls State NCAA	N3	W	96	72
M18	[13] Miami (Ohio) NCAA	N3	Wot	60	54
M24	[13] Kansas (5) NCAA	N4	W	67	58
M26	[13] Arkansas (6) NCAA	N4	L	61	68

1-Richmond, Va.; 2-Greensboro, N.C.; 3-Dayton, Ohio; 4-Kansas City, Mo.

1995-96 (12-15, 6-10 ACC)

COACH: Jeff Jones

N24	[17] Tennessee-Martin	H	W	84	65
N27	[15] William & Mary	H	W	87	58
N29	[15] Kansas (2)	N1	L	66	72
D5	[15] Vanderbilt	H	L	48	61
D9	[15] Richmond	A	W	67	52
D21	[23] VCU	H	W	80	65
D28	[22] Virginia Tech (21)	N2	L	64	72
D30	[22] Liberty	H	W	76	48
J3	Florida State	H	L	64	69
J6	N.C. State	H	W	73	69
J10	Clemson (16)	A	L	79	89
J13	Duke	H	W	77	66
J17	North Carolina (10)	H	L	53	67
J20	Georgia Tech	A	L	70	90
J24	Wake Forest (9)	A	L	64	81
J28	Connecticut (4)	A3	L	46	76
F1	Maryland	H	L	72	80
F3	Florida State	A	W	64	59
F5	Old Dominion	H	W	87	49
F8	N.C. State	A	W2ot	84	82
F10	Clemson	H	W	62	51
F14	Duke	A	L	69	79
F17	North Carolina (17)	A	L	66	71
F21	Georgia Tech (23)	H	L	75	84
F24	Wake Forest (10)	H	W	67	49
M2	Maryland	A	L	71	83
M8	Wake Forest (11) ACC	N4	L	60	70

1-Auburn Hills, Mich.; 2-Roanoke, Va.; 3-Hartford, Conn.; 4-Greensboro, N.C.

1996-97 (18-13, 7-9 ACC)

COACH: Jeff Jones

N25	South Carolina	N1	W	93	70
N26	Massachusetts (17)	N1	W	75	68
N27	Kansas (2)	N1	L	63	80
N30	George Mason	A	W	106	93
D4	[25] William & Mary	A	W	75	64
D7	[25] Clemson (12)	H	L	52	62
D18	Liberty	H	W	67	54
D21	UMBC	H	W	57	34
D23	Connecticut	A	Lot	61	64
D28	Radford	H	W	95	47
D30	Delaware	H	W	76	66
J2	Loyola (Md.)	H	W	67	61
J4	Maryland (19)	A	L	62	78
J8	Florida State	A	W	64	61
J11	North Carolina (13)	H	W	75	63
J15	Wake Forest (2)	A	L	54	58
J18	Duke (13)	A	L	59	78
J22	Georgia Tech	H	W	68	64
J28	N.C. State	H	W	56	50
J30	Richmond	H	W	83	66
F1	Florida State	H	W	73	60
F6	Georgia Tech	A	L	53	66
F8	North Carolina (20)	A	L	57	81
F11	Duke (6)	H	L	61	62
F15	Clemson (7)	A	L	65	71
F19	N.C. State	A	W	55	46
F22	Wake Forest (4)	H	L	60	66
F25	Virginia Tech	N2	W	58	57
M2	Maryland (16)	H	W	81	74
M7	North Carolina (5) ACC	N3	L	68	78
M13	Iowa NCAA	N4	L	60	73

1-Lahaina, Maui, Hawaii; 2-Richmond, Va.; 3-Greensboro, N.C.; 4-Salt Lake City, Utah

1997-98 (11-19, 3-13 ACC)

COACH: Jeff Jones

N16	Richmond	A	L2ot	79	83
N19	William & Mary	H	W	59	45
N22	George Mason	H	W	60	45
N25	Delaware	A	W	64	57
D2	Appalachian State	H	W	62	54
D6	Duke (1)	A	L	59	103
D10	Connecticut (13)	H	L	63	74
D13	VCU	N1	W	73	67
D22	VMI	H	W	92	55
D27	Nebraska	N2	L	65	80
D29	Brigham Young	N2	W	72	54
D30	New Mexico State	N2	Lot	82	87
J4	Wake Forest	N1	Wot	73	64
J7	Liberty	H	L	64	69
J10	North Carolina (1)	A	L	73	81
J12	Virginia Tech	N3	W	69	55
J15	Georgia Tech	H	L	65	83
J18	N.C. State	H	W	59	56
J20	Clemson (25)	A	L	52	69
J24	Duke (1)	H	L	65	72
J27	Wake Forest	A	L	55	62
F1	Maryland (23)	A	L	70	77
F4	Florida State	H	L	63	71
F11	North Carolina (1)	H	L	45	60
F14	Georgia Tech	A	L	86	105
F18	N.C. State	A	L	55	74
F21	Clemson	H	Wot	78	74
F24	Maryland	H	L	66	74
F28	Florida State	A	L	63	88
M5	Duke (1) ACC	N4	L	41	63

*1-Richmond, Va.
2-Honolulu, Hawaii
3-Roanoke, Va.
4-Greensboro, N.C.*



Pete Gillen
7 Seasons (1998-2005)
118-93 (.559)/45-67 ACC
1 NCAA Appearance (0-1)
4 NIT Appearances (2-4)

1998-99 (14-16, 4-12 ACC)

COACH: Pete Gillen

N13	VCU	N1	W	86	70
N20	Arkansas (19)	N2	L	83	85
N21	Wisconsin	N2	L	56	66
N22	Washington State	N2	W	62	53
N25	Hampton	H	W	116	66
N28	Elon	H	W	106	71
D1	Florida State	H	L	69	72
D5	New Hampshire	H	W	93	52
D8	Liberty	H	W	95	70
D12	St. John's (N.Y.) (18)	H	L	68	95
D22	VMI	H	W	82	64
D27	Delaware	H	W	72	64
D30	Loyola (Md.)	A	W	89	70
J2	Wake Forest	A	L	53	69
J7	Maryland (5)	H	L	66	71
J10	Duke (2)	A	L	69	115
J14	N.C. State	A	L	72	82
J17	Clemson (25)	H	W	65	58
J21	North Carolina (10)	A	L	47	71
J23	Georgia Tech	H	L	65	77
J27	Virginia Tech	N1	W	64	55
J30	Florida State	A	W	67	60
F3	Wake Forest	H	W	64	54
F6	Maryland (7)	A	L	72	88
F11	Duke (1)	H	L	54	100
F14	N.C. State	H	Wot	82	79
F17	Clemson	A	L	65	88
F20	North Carolina (14)	H	L	66	67
F25	Georgia Tech	A	Lot	68	74
M4	Duke (1) ACC	N3	L	67	104

*1-Richmond, Va.
2-Fairbanks, Alaska
3-Charlotte, N.C.*

1999-00 (19-12, 9-7 ACC)

COACH: Pete Gillen

N19	Elon	H	W	97	66
N21	VMI	H	W	98	57
N25	South Carolina	N1	L	71	73
N26	Providence	N1	W	80	64
N27	Arizona State	N1	W	70	64
N30	Minnesota	A	L	62	74
D4	St. John's	A	L	63	85
D8	Loyola (Md.)	H	W	98	67
D10	Hampton	A	W	102	56
D21	Richmond	A	W	69	65
D28	Belmont	H	W	94	74
J2	Dartmouth	H	W	89	50
J4	Duke (7)	H	Lot	100	109
J8	Georgia Tech	H	W	83	65
J12	N.C. State	A	L	62	65
J15	Clemson	A	W	98	91
J18	North Carolina (21)	H	W	87	85
J24	Virginia Tech	N2	Wot	71	66
J26	Florida State	H	W	86	81
J30	Wake Forest	A	W	76	67
F2	Maryland (25)	A	L	79	91
F9	Duke (3)	A	L	86	106
F9	Georgia Tech	A	L	47	68
F12	N.C. State	H	W	88	82
F15	Clemson	H	W	76	62
F20	North Carolina	A	W	90	76
F26					

YEAR-BY-YEAR RESULTS



2022-23 VIRGINIA MEN'S BASKETBALL

J24	[7] VMI	H	W	93	59
J27	[7] Duke (1)	A	L	81	94
J31	[8] Maryland (3)	H	L	87	91
F3	[8] Missouri (22)	A	L	77	81
F6	[10] N.C. State	A	L	68	85
F10	[10] Clemson	H	W	85	71
F12	[15] North Carolina	H	W	73	63
F17	[15] Wake Forest (19)	A	L	70	92
F20	[22] Florida State	A	L	59	66
F23	[22] Georgia Tech	H	L	80	82
F28	Duke (3)	H	W	87	84
M3	Maryland (2)	A	L	92	112
M8	N.C. State ^{ACC}	N2	L	72	92
M13	South Carolina ^{NIT}	H	L	67	74

1-Birmingham, Ala.
2-Charlotte, N.C.

2002-03 (16-16, 6-10 ACC)

COACH: Pete Gillen

N22	Long Island	H	W	90	86
N25	Chaminade	N1	W	86	72
N26	Kentucky (15)	N1	W	75	61
N27	Indiana (19)	N1	L	63	70
D4	[22] Michigan St. (21)	A	L	75	82
D17	East Tennessee State	H	W	84	76
D19	Gardner-Webb	H	W	72	65
D21	Rutgers	A	W	61	57
D28	Georgetown	H	W	79	75
D30	Liberty	H	W	77	58
J2	Wofford	H	W	87	65
J5	N.C. State	A	L	63	75
J11	North Carolina	H	W	79	72
J15	Duke (1)	A	L	93	104
J18	Clemson	A	L	77	78
J21	Virginia Tech	A	L	55	73
J23	Wake Forest (17)	H	W	85	75
J29	Florida State	H	W	85	72
F1	Georgia Tech	A	L	60	80
F6	Maryland (8)	A	W	86	78
F9	N.C. State	H	W	61	58
F12	North Carolina	A	L	67	81
F15	Duke (8)	H	L	59	78
F18	Clemson	H	L	64	73
F23	Wake Forest (10)	A	L	71	75
F26	Ohio	A	L	72	78
M1	Florida State	A	L	59	73
M5	Georgia Tech	H	L	73	90
M9	Maryland (13)	H	Wot	80	78
M14	Duke (12) ^{ACC}	N2	L	76	83
M19	Brown ^{NIT}	H	W	89	73
M24	St. John's ^{NIT}	A	L	63	73

1-Lahaina, Maui, Hawaii
2-Greensboro, N.C.

2003-04 (18-13, 6-10 ACC)

COACH: Pete Gillen

N23	Mount St. Mary's	H	W	80	71
N28	Virginia Tech	H	W	80	65
N30	High Point	H	W	79	64
D3	Minnesota	H	W	86	78
D5	VMI	A	W	78	56
D16	James Madison	H	W	90	80
D19	Loyola Marymount	A	W	76	68
D22	Coastal Carolina	H	W	89	74
D28	N.C. State	A	L	69	86
D31	Iowa State	H	W	85	74
J3	Providence	H	L	69	84
J5	William & Mary	H	W	84	71
J11	Duke (2)	H	L	71	93
J15	Georgia Tech (12)	A	L	57	75
J18	Florida State	H	Wot	76	67
J20	Clemson	H	W	61	50
J24	North Carolina (7)	A	L	77	96
J31	Wake Forest (19)	A	L	78	91
F4	Maryland	H	L	67	71
F7	N.C. State	H	L	63	79
F11	Duke (1)	A	L	75	93
F14	Georgia Tech (15)	H	W	82	80
F17	Florida State	A	L	57	76
F21	Clemson	A	W	58	55
F24	North Carolina (12)	H	W	74	72
M2	Wake Forest (11)	H	W	84	82
M7	Maryland	A	L	61	70
M11	Clemson ^{ACC}	N1	Wot	83	79
M12	Duke (5) ^{ACC}	N1	L	74	84
M17	George Washington ^{NIT}	H	W	79	66
M20	Villanova ^{NIT}	A	L	63	73

1-Greensboro, N.C.

2004-05 (14-15, 4-12 ACC)

COACH: Pete Gillen

N19	Robert Morris	H	W	88	55
N21	Arizona (10)	H	W	78	60
N24	Appalachian State	H	W	77	60
N28	Richmond	H	W	85	58
D1	[24] Northwestern	A	W	48	44
D3	[24] Auburn	N1	W	89	87
D6	[19] Iowa State	A	L	79	81
D8	[19] Furman	H	W	79	67
D23	[25] Loyola Marymount	H	Wot	79	77
J2	[25] Wake Forest (5)	H	L	70	89
J5	Western Kentucky	H	Wot	80	79
J8	Georgia Tech (9)	A	L	69	92
J12	Miami	H	L	80	91
J16	Duke (5)	A	L	66	80
J19	Maryland	A	L	68	82
J22	Clemson	H	W	81	79
J27	Virginia Tech	A	L	73	79
J29	North Carolina (3)	H	L	76	110
F2	Providence	A	L	79	98
F5	N.C. State	A	W	64	62
F9	Florida State	H	W	56	55
F12	Virginia Tech	H	W	65	60
F16	North Carolina (4)	A	L	61	85
F19	Maryland (22)	H	Ltot	89	92
F27	Wake Forest (6)	A	L	68	90
M2	N.C. State	H	L	72	82
M6	Florida State	A	L	63	68
M10	Miami ^{ACC}	N2	W	66	65
M11	Duke (5) ^{ACC}	N2	L	64	76

1-Richmond, Va.
2-Washington, D.C.



Dave Leitao
4 Seasons (2005-09)
63-60 (.512)/27-37 ACC
1 NCAA Appearance (1-1)
1 NIT Appearance (0-1)
1 CBI Appearance (2-1)

2005-06 (15-15, 7-9 ACC)

COACH: Dave Leitao

N18	Liberty	H	W	79	44
N22	Richmond	A	W	59	43
N27	Arizona (9)	A	L	51	81
N30	Northwestern	H	W	72	57
D4	Georgia Tech	A	L	54	63
D7	Fordham	H	L	60	62
D17	Gonzaga (10)	A	L	69	80
D23	Loyola	H	W	98	59
D28	UMBC	N1	W	77	66
D31	Hartford	H	W	71	62
J2	Western Kentucky	A	L	68	78
J7	Clemson	H	W	64	58
J11	Florida State	H	Lot	82	87
J15	Virginia Tech	A	W	54	49
J19	North Carolina (24)	H	W	72	68
J24	Miami	H	W	71	51
J28	Duke (2)	A	L	63	82
F1	N.C. State	A	L	64	66
F4	Wake Forest	H	W	75	73
F7	Maryland	A	L	65	76
F11	Virginia Tech	H	Wot	81	77
F15	Longwood	H	W	91	56
F18	Florida State	A	L	62	76
F21	Boston College (11)	H	W	72	58
F25	Clemson	A	L	64	90
M1	North Carolina (13)	A	L	54	99
M5	Maryland	H	L	70	71
M9	Virginia Tech ^{ACC}	N2	W	60	56
M10	North Carolina ^{ACC}	N2	L	67	79
M14	Stanford ^{NIT}	A	L	49	65

1-Richmond, Va.
2-Greensboro, N.C.

2006-07 (21-11, 11-5 ACC)

COACH: Dave Leitao

N12	Arizona (10)	H	W	93	90
N19	Morgan State	H	W	85	66
N22	UNC Asheville	H	W	81	64
N26	Md.-Eastern Shore	H	W	104	63
N29	[25] Purdue	A	L	59	61
D3	[25] N.C. State	H	W	67	62
D16	Hampton	H	W	91	69
D19	Appalachian State	N1	L	69	80
D20	Utah	N1	L	70	94
D21	Puerto Rico-Mayaaguez	N1	W	59	52
D28	American	H	W	91	70
J3	Gonzaga	H	W	108	87
J7	Stanford	H	L	75	76
J10	North Carolina (1)	A	L	69	79
J13	Boston College	A	L	73	78
J16	Maryland	H	W	103	91
J21	Wake Forest	H	W	88	76
J24	N.C. State	A	W	71	58
J28	Clemson (19)	A	W	64	63
F1	Duke (8)	H	Wot	68	66
F3	Miami	H	W	81	70
F6	Maryland	A	W	69	65
F10	Virginia Tech	A	L	57	84
F13	Longwood	H	W	90	49
F17	Florida State	H	W	73	70
F21	[24] Miami	A	L	60	68
F24	[24] Georgia Tech	H	W	75	69
M1	Virginia Tech (21)	H	W	69	56
M3	Wake Forest	A	L	72	78
M9	N.C. State ^{ACC}	N2	L	71	79
M16	Albany ^{NCAA}	N3	W	84	57
M18	Tennessee ^{NCAA}	N3	L	74	77

1-Guaynabo, Puerto Rico
2-Tampa, Fla.
3-Columbus, Ohio

2007-08 (17-16, 5-11 ACC)

COACH: Dave Leitao

N11	Vermont	H	W	90	72
N14	Howard	H	W	92	53
N17	Arizona (17)	A	W	75	72
N20	[23] Drexel	H	W	72	58
N23	[23] Pennsylvania	A	W	100	85
N24	[23] Seton Hall	N1	L	60	74
N27	Northwestern	H	W	94	52
D5	Syracuse	H	L	68	70
D7	Longwood	H	W	76	57
D19	Hampton	H	W	79	65
D22	Elon	H	W	91	61
D30	Hartford	H	W	78	70
J3	Xavier	A	L	70	108
J13	Duke (9)	A	L	65	87
J16	Virginia Tech	H	Lot	69	70
J19	Boston College	H	W	84	66
J23	Florida State	A	L	67	69
J27	Georgia Tech	H	Lot	82	92
J30	Maryland	A	L	75	85
F2	Virginia Tech	A	Lot	65	72
F7	Clemson	H	L	51	82
F9	Wake Forest	A	L	64	80
F12	North Carolina (5)	H	L	74	75
F17	Boston College	A	W	79	74
F24	N.C. State	H	W	78	60
M1	Miami	A	L	93	95
M3	Georgia Tech	A	W	76	74
M5	Duke (6)	H	L	70	86
M9	Maryland	H	W	91	76
M13	Georgia Tech ^{ACC}	N2	L	76	94
M18	Richmond ^{CB}	H	W	66	64
M24	Old Dominion ^{CB}	H	W	80	76
M26	Bradley ^{CB}	H	L	85	96

1-Philadelphia, Pa.
2-Charlotte, N.C.

2008-09 (10-18, 4-12 ACC)

COACH: Dave Leitao

N16	VMI	H	W	107	97
N19	South Florida	H	W	77	75
N21	Radford	H	W	68	66
N25	Liberty	H	L	82	86
N28	Syracuse	A	L	70	73
D2	Minnesota	A	L	56	66
D17	Longwood	H	W	90	61
D20	Auburn	H	L	56	58
D23	Hampton	H	W	74	48
D28	Georgia Tech	A	Wot	88	84
J3	Xavier (22)	H	L	70	84
J6	Brown	H	W	74	50
J10	Virginia Tech	A	L	75	78
J15	North Carolina (5)	H	L	61	83
J20	Maryland	A	L	78	84
J24	Florida State	H	L	62	73
F1	Duke (1)	A	L	54	79
F4	Boston College	H	L	70	80
F7	North Carolina (3)	A	L	61	76
F10	Florida State (25)	A	L	57	68
F15	Clemson (12)	H	Wot	85	81
F18	Virginia Tech	H	W	75	61
F21	N.C. State	A	L	67	72
F26	Miami	H	L	55	62
F28	Wake Forest (13)	H	L	60	70
M3	Clemson (18)	A	L	57	75
M7	Maryland	H	W	68	63
M12	Boston College ^{ACC}	N1	L	63	76

1-Atlanta, Ga.



Tony Bennett
11 Seasons (2009-present)
277-96 (.743)/136-58 ACC
7 NCAA Appearances (13-7)
1 NIT Appearance (2-1)

2009-10 (15-16, 5-11 ACC)

COACH: Tony Bennett

N13	Longwood	H	W	85	72
N16	South Florida	A	L	49	66
N19	Rider	H	W	79	46
N21	Oral Roberts	H	W	76	55
N24	Stanford	N1	L	52	57
N25	Cleveland State	N1	W	76	65
N30	Penn State	H	L	66	69



YEAR-BY-YEAR RESULTS

2010-11 (16-15, 7-9 ACC)

COACH: Tony Bennett

N12	William & Mary	H	W	76	52
N15	USC Upstate	H	W	74	54
N18	Stanford	A	L	60	81
N22	Washington (13)	N1	L	63	106
N23	Oklahoma	N1	W	74	56
N24	Wichita State	N1	L	58	70
N29	Minnesota (15)	A	W	87	79
D5	Virginia Tech	A	W	57	54
D7	Radford	H	W	54	44
D17	Oregon	H	W	63	48
D20	Norfolk State	H	W	50	49
D22	Seattle	H	L	53	59
D30	Iowa State	H	L	47	60
J2	LSU	H	W	64	50
J4	Howard	H	W	84	63
J8	North Carolina	H	L	56	62
J15	Duke (1)	A	L	60	76
J19	Boston College	A	L	67	70
J22	Georgia Tech	H	W	72	64
J27	Maryland	H	L	42	66
J29	Wake Forest	A	L	71	76
F2	Clemson	H	W	49	47
F5	Miami	A	Lot	68	70
F12	Florida State	A	L	56	63
F16	Duke (5)	H	L	41	56
F19	Virginia Tech	H	W	61	54
F23	Georgia Tech	A	W	62	56
F26	Boston College	H	L	44	63
M1	N.C. State	H	W	69	58
M5	Maryland	A	W	74	60
M10	Miami ACC	N2	Lot	62	69

1-Lahaina, Maui, Hawaii
2-Greensboro, N.C.

2011-12 (22-10, 9-7 ACC)

COACH: Tony Bennett

N13	South Carolina State	H	W	75	38
N15	Winthrop	H	W	69	48
N18	TCU	N1	L	55	57
N19	Drexel	N1	W	49	35
N21	Drake	N1	W	60	52
N25	Green Bay	H	W	68	42
N29	Michigan (14)	H	W	70	58
D3	Longwood	H	W	86	53
D6	George Mason	H	W	68	48
D18	Oregon	A	W	67	54
D21	[24] Seattle	A	W	83	77
D27	[23] Md-Eastern Shore	H	W	69	42
D30	[23] Towson	H	W	57	50
J2	[21] LSU	A	W	57	52
J7	[21] Miami	H	W	52	51
J12	[16] Duke (8)	A	L	58	61
J19	[15] Georgia Tech	A2	W	70	38
J22	[15] Virginia Tech	H	L	45	47
J26	[19] Boston College	H	W	66	49
J28	[19] N.C. State	A	W	61	60
J31	[16] Clemson	H	W	65	61
F4	[16] Florida State (21)	A	L	55	58
F8	[19] Wake Forest	H	W	68	44
F11	[19] North Carolina (5)	A	L	52	70
F14	[22] Clemson	A	L	48	60
F18	[22] Maryland	H	W	71	44
F21	[25] Virginia Tech	A	W	61	59
F25	[25] North Carolina (7)	H	L	51	54
M1	[24] Florida State (22)	H	L	60	63
M4	[24] Maryland	A	Wot	75	72
M9	N.C. State ACC	N2	L	64	67
M16	Florida (25) NCAA	N3	L	45	71

1-St. Thomas, USVI
2-Atlanta, Ga. (Philips Arena)
3-Omaha, Neb. (CenturyLink Center)

2012-13 (23-12, 11-7 ACC)

COACH: Tony Bennett

N9	George Mason	A	L	59	63
N12	Fairfield	H	W	54	45
N13	Delaware	H	L	53	59
N17	Seattle	H	W	83	43
N19	Lamar	H	W	63	44
N20	North Texas	H	W	80	64
N28	Wisconsin	A	W	60	54
D1	Green Bay	H	W	67	51
D5	Tennessee	H	W	46	38
D8	Mississippi Valley State	H	W	67	39
D19	Morgan State	H	W	75	57
D22	Old Dominion	N1	L	61	63
D30	Wofford	H	W	74	39
J6	North Carolina	H	W	61	52
J9	Wake Forest	A	L	52	55
J12	Clemson	A	L	44	59
J19	Florida State	H	W	56	36
J24	Virginia Tech	A	W	74	58
J26	Boston College	H	W	65	51
J29	NC State (19)	H	W	58	55
F3	Georgia Tech	A	L	60	66
F7	Clemson	H	W	78	41
F10	Maryland	A	W	80	69
F12	Virginia Tech	H	W	73	55
F16	North Carolina	A	L	81	93
F19	Miami (2)	A	L	50	54
F24	Georgia Tech	H	W	82	54
F28	Duke (3)	H	W	73	68
M3	Boston College	A	L	52	53
M7	Florida State	A	L	51	53
M10	Maryland	H	Wot	61	58
M15	NC State ACC	N2	L	56	75
M19	Norfolk State NIT	H	W	67	56
M24	St. John's NIT	H	W	68	50
M27	Iowa NIT	H	L	64	75

1-Richmond, Va. (Richmond Coliseum)
2-Greensboro, N.C. (Greensboro Coliseum)

2013-14 (30-7, 16-2 ACC)

COACH: Tony Bennett

N8	[24] James Madison	H	W	61	41
N12	[25] VCU (14)	H	L	56	59
N16	[25] Davidson	N1	W	70	57
N19	[RV] Navy	H	W	67	42
N23	[RV] Liberty	H	W	75	53
N26	[RV] Hampton	H	W	69	40
N29	[RV] SMU	N2	W	76	73
N30	[RV] Missouri State	N2	W	83	63
D4	[RV] Wisconsin (8)	H	L	38	48
D7	[RV] Green Bay	A	L	72	75
D21	[RV] Northern Iowa	H	W	57	43
D23	[RV] Norfolk State	H	W	66	56
D30	Tennessee	A	L	52	87
J4	Florida State	A	W	62	50
J8	Wake Forest	H	W	74	51
J11	NC State	A	W	76	45
J13	[RV] Duke (23)	A	L	65	69
J18	[RV] Florida State	H	W	78	66
J20	[RV] North Carolina	H	W	76	61
J25	[RV] Virginia Tech	H	W	65	45
J28	[RV] Notre Dame	A	W	68	53
F2	[RV] Pittsburgh (18)	A	W	48	45
F5	[20] Boston College	H	W	77	67
F8	[20] Georgia Tech	A	W	64	45
F10	[17] Maryland	H	W	61	53
F15	[17] Clemson	A	W	63	58
F18	[14] Virginia Tech	A	W	57	53
F22	[14] Notre Dame	H	W	70	49
F26	[12] Miami	H	W	65	40
M1	[12] Syracuse (4)	H	W	75	56
M9	[5] Maryland	A	Lot	69	75
M14	[6] Florida State ACC	N3	W	64	51
M15	[6] Pittsburgh (RV) ACC	N3	W	51	48
M16	[6] Duke (7) ACC	N3	W	72	63
M21	[3] Coastal Carolina NCAA	N4	W	70	59
M23	[3] Memphis (RV) NCAA	N4	W	78	60
M28	[3] Mich. St. (11) NCAA	N5	L	59	61

1-Charlotte, N.C. (Time Warner Cable Arena)
2-Corpus Christi, Texas (American Bank Center)
3-Greensboro, N.C. (Greensboro Coliseum)
4-Raleigh, N.C. (PNC Arena)
5-New York, N.Y. (Madison Square Garden)

2014-15 (30-4, 16-2 ACC)

COACH: Tony Bennett

N14	[9] James Madison	A	W	79	51
N16	[9] Norfolk State	H	W	67	39
N18	[9] South Carolina St.	H	W	75	55
N21	[9] George Wash. (RV)	H	W	59	42
N25	[8] Tennessee State	H	W	79	36
N28	[8] La Salle	N1	W	64	56
N29	[8] Rutgers	N1	W	45	26
D3	[7] Maryland (21)	A	W	76	65
D6	[7] VCU (RV)	A	W	74	57
D18	[6] Cleveland State	H	W	70	54
D21	[6] Harvard	H	W	76	27
D30	[3] Davidson (RV)	H	W	83	72
J3	[3] Miami	A	W2ot	89	80
J7	[3] NC State	H	W	61	51
J10	[3] Notre Dame (13)	A	W	62	56
J13	[2] Clemson	H	W	65	42
J17	[2] Boston College	A	W	66	51
J22	[2] Georgia Tech	H	W	57	28
J25	[2] Virginia Tech	A	W	50	47
J31	[2] Duke (4)	H	L	63	69
F2	[3] North Carolina (13)	A	W	75	64
F7	[3] Louisville (9)	H	W	52	47
F11	[2] NC State	A	W	51	47
F14	[2] Wake Forest	H	W	61	60
F16	[2] Pittsburgh	H	W	61	49
F22	[2] Florida State	H	W	51	41
F25	[2] Wake Forest	A	W	70	34
F28	[2] Virginia Tech	H	W	69	57
M2	[2] Syracuse	A	W	59	47
M7	[2] Louisville (16)	A	L	57	59
M12	[3] Florida State ACC	N2	W	58	44
M13	[3] No. Carolina (19) ACC	N2	L	67	71
M21	[6] Belmont NCAA	N3	W	79	67
M28	[6] Mich. St. (23) NCAA	N3	L	54	60

1-Brooklyn, N.Y. (Barclays Center)
2-Greensboro, N.C. (Greensboro Coliseum)
3-Charlotte, N.C. (Time Warner Cable Arena)

2015-16 (29-8, 13-5 ACC)

COACH: Tony Bennett

N13	[6] Morgan State	H	W	86	48
N16	[6] George Wash.	A	L	68	73
N19	[6] Bradley	N1	W	82	57
N20	[6] Long Beach St.	N1	W	87	52
N22	[6] George Mason	N1	W	83	66
N25	[12] Lehigh	H	W	80	54
D1	[10] Ohio State	A	W	64	58
D5	[10] William & Mary	H	W	67	52
D8	[10] West Va. (14)	N2	W	70	54
D19	[8] Villanova (12)	H	W	86	75
D22	[5] California (RV)	H	Wot	63	62
D30	[5] Oakland	H	W	71	58
J2	[5] Notre Dame (RV)	H	W	77	66
J4	[4] Virginia Tech	A	L	68	70
J9	[4] Georgia Tech	A	L	64	68
J12	[13] Miami (8)	H	W	66	58
J17	[13] Florida State	A	L	62	69
J19	[13] Clemson (RV)	H	W	69	62
J24	[13] Syracuse	H	W	73	65
J26	[11] Wake Forest	A	W	72	71
J30	[11] Louisville (16)	A	W	63	47
F3	[9] Boston College	H	W	61	47
F6	[9] Pittsburgh	A	W	64	50
F9	[7] Virginia Tech	H	W	67	49
F13	[7] Duke (RV)	A	L	62	63
F15	[7] NC State	H	W	73	53
F22	[3] Miami (12)	A	L	61	64
F27	[3] No. Carolina (7)	H	W	79	74
M1	[4] Clemson	A	W	64	57
M5	[4] Louisville (11)	H	W	68	46
M10	[4] Georgia Tech ACC	N3	W	72	52
M11	[4] Miami (11) ACC	N3	W	73	68
M12	[4] No. Carolina (7) ACC	N3	L	57	61
M17	[4] Hampton NCAA	N4	W	81	45
M19	[4] Butler (RV) NCAA	N4	W	77	69
M25	[4] Iowa St. (22) NCAA	N5	W	84	71
M27	[4] Syracuse NCAA	N5	L	62	68

1-Charleston, S.C. (TD Arena)
2-New York, N.Y. (Madison Square Garden)
3-Washington, D.C. (Verizon Center)
4-Raleigh, N.C. (PNC Arena)
5-Chicago, Ill. (United Center)

2016-17 (23-11, 11-7 ACC)

COACH: Tony Bennett

N11	[8] at UNC Greensboro	A	W	76	51
N15	[8] St. Francis Brooklyn	H	W	72	32
N20	[8] Yale	H	W	62	38
N22	[7] Grambling State	H	W	90	34
N25	[7] Iowa	N1	W	74	41
N26	[7] Providence	N1	W	63	52
N30	[6] Ohio State	H	W	63	61
D3	[6] West Virginia (25)	H	L	57	66
D6	[14] East Carolina	H	W	76	53
D17	[13] Robert Morris	H	W	79	39
D21	[12] California	A	W	56	52
D28	[12] Louisville (6)	A	W	61	53
D31	[12] Florida State (20)	H	L	58	60
J4	[11] Pittsburgh	A	Lot	76	88
J8	[11] Wake Forest	H	W	79	62
J14	[19] Clemson	A	W	77	73
J18	[16] Boston College	A	W	71	54
J21	[16] Georgia Tech	H	W	62	49
J24	[12] Notre Dame (14)	A	W	71	54
J29	[12] at Villanova (1)	A	L	59	61
F1	[9] Virginia Tech (RV)	H	W	71	48
F4	[9] Syracuse	A	L	62	66
F6	[12] Louisville (4)	H	W	71	55
F12	[12] Virginia Tech	A	L2ot	78	80
F15	[14] Duke (12)	H	L	55	65
F18	[14] North Carolina (10)	A	L	41	65
F20	[18] Miami (RV)	H	Lot	48	54
F25	[18] NC State	A	W	70	55
F27	[23] North Carolina (5)	H	W	53	43
M4	[23] Pittsburgh	H	W	67	42
M8	[21] Pittsburgh ACC	N2	W	75	63
M9	[21] No. Dame (22) ACC	N2	L	58	71
M16	[24] UNC Wim. NCAA	N3	W	76	71
M18	[24] Florida (20) NCAA	N3	L		

YEAR-BY-YEAR RESULTS



2022-23 VIRGINIA MEN'S BASKETBALL

2018-19 (35-3, 16-2 ACC)

COACH: Tony Bennett

N6	[5]	Towson	H	W	73	42
N11	[5]	George Washington	H	W	76	57
N16	[4]	Coppin State	H	W	97	40
N21	[4]	Middle Tenn.	N1	W	74	52
N22	[4]	Dayton	N1	W	66	59
N23	[4]	Wisconsin (25)	N1	W	53	46
N28	[4]	Maryland (24)	A	W	76	71
D3	[4]	Morgan State	H	W	83	45
D9	[4]	VCU	H	W	57	49
D19	[5]	South Carolina	A	W	69	52
D22	[5]	William & Mary	H	W	72	40
D31	[4]	Marshall	H	W	100	64
J5	[4]	Florida State (9)	H	W	65	52
J9	[4]	Boston College	A	W	83	56
J12	[4]	Clemson	A	W	63	43
J15	[4]	Virginia Tech (9)	H	W	81	59
J19	[4]	Duke (1)	A	L	70	72
J22	[3]	Wake Forest	H	W	68	43
J26	[3]	Notre Dame	A	W	82	55
J29	[3]	NC State (23)	A	Wot	66	65
F2	[3]	Miami	H	W	56	46
F9	[3]	Duke (2)	H	L	71	81
F11	[4]	North Carolina (8)	A	W	69	61
F16	[4]	Notre Dame	H	W	60	54
F18	[3]	Virginia Tech (20)	A	W	64	58
F23	[3]	Louisville (22)	A	W	64	52
F27	[2]	Georgia Tech	H	W	81	51
M2	[2]	Pittsburgh	H	W	73	49
M4	[2]	Syracuse	A	W	79	53
M9	[2]	Louisville (RV)	H	W	73	68
M14	[2]	NC State ACC	N2	W	76	56
M15	[2]	Florida St. (12) ACC	N2	L	59	69
M22	[2]	Gardner-Webb NCAA	N3	W	71	56
M24	[2]	Oklahoma NCAA	N3	W	63	51
M28	[2]	Oregon NCAA	N4	W	53	49
M30	[2]	Purdue (13) NCAA	N4	Wot	80	75
A6	[2]	Auburn (14) NCAA	N5	W	63	62
A8	[2]	Texas Tech (9) NCAA	N5	Wot	85	77

1-Nassau, Bahamas (Imperial Arena)

2-Charlotte, N.C. (Spectrum Center)

3-Columbia, S.C. (Colonial Life Arena)

4-Louisville, Ky. (KFC Yum! Center)

5-Minneapolis, Minn. (U.S. Bank Stadium)

2019-20 (23-7, 15-5 ACC)

COACH: Tony Bennett

N6	[11]	Syracuse (RV)	A	W	48	34
N10	[9]	JMU	H	W	65	34
N16	[9]	Columbia	H	W	60	42
N19	[7]	Vermont	H	W	61	55
N23	[7]	UMass	N1	W	58	46
N24	[7]	Arizona State	N1	W	48	45
N27	[7]	Maine	H	W	46	26
D4	[5]	Purdue (RV)	A	L	40	69
D8	[5]	North Carolina (7)	H	W	56	47
D18	[5]	Stony Brook	H	W	56	44
D22	[9]	South Carolina	H	L	59	70
D29	[16]	Navy	H	W	65	56
J4	[19]	Virginia Tech (RV)	H	W	65	39
J7	[18]	Boston College	A	L	53	60
J11	[18]	Syracuse	H	Lot	55	63
J15	[RV]	Florida State (9)	A	L	50	54
J18	[18]	Georgia Tech	A	W	63	58
J20	[RV]	NC State	H	L	51	53
J26	[RV]	Wake Forest	A	Wot	65	63
J28	[RV]	Florida State (5)	H	W	61	56
F5	[RV]	Clemson	H	W	51	44
F8	[RV]	Louisville (5)	A	L	73	80
F11	[RV]	Notre Dame	H	Wot	50	49
F15	[RV]	North Carolina	A	W	64	62
F19	[RV]	Boston College	H	W	78	65
F22	[RV]	Pittsburgh	A	W	59	56
F26	[RV]	Virginia Tech	A	W	56	53
F29	[RV]	Duke (7)	H	W	52	50
M4	[22]	Miami	A	W	46	44
M7	[22]	Louisville (10)	H	W	57	54

1-Uncasville, Conn. (Mohegan Sun Arena)

2020-21 (18-7, 13-4 ACC)

COACH: Tony Bennett

N25	[4]	Towson	N1	W	89	54
N27	[4]	San Francisco	N1	L	60	61
D1	[15]	St. Francis (Pa.)	H	W	76	51
D4	[15]	Kent State	H	Wot	71	64
D9	[18]	Michigan St. (4)	H	PPD		
D16	[17]	Wake Forest	A	PPD		
D19	[17]	Villanova (7)	N2	CLD		
D22	[16]	William & Mary	H	W	76	40
D26	[16]	Gonzaga (1)	N3	L	75	98
D30	[23]	Notre Dame	A	W	66	57
J2	[23]	Virginia Tech	H	PPD		
J6	[22]	Wake Forest	H	W	70	61
J9	[22]	Boston College	A	W	61	49
J13	[18]	Notre Dame	H	W	80	68
J16	[18]	Clemson (12)	A	W	85	50
J23	[13]	Georgia Tech	H	W	64	62
J25	[8]	Syracuse	H	W	81	58
J30	[8]	Virginia Tech	A	L	51	65
F3	[14]	NC State	A	W	64	57
F6	[14]	Pitt	H	W	73	66
F10	[9]	Georgia Tech	A	W	57	49
F13	[9]	North Carolina	H	W	60	48
F15	[9]	Florida State (17)	A	L	60	81
F20	[7]	Duke	A	L	65	66
F24	[15]	NC State	H	L	61	68
M1	[21]	Miami	H	W	62	51
M6	[21]	at Louisville	A	W	68	58
M11	[16]	Syracuse ACC	N4	W	72	69
M11	[16]	Georgia Tech ACC	N4	CLD		
M20	[15]	Ohio NCAA	N5	L	58	62

1-Uncasville, Conn. (Mohegan Sun Arena)

2-New York, N.Y. (Madison Square Garden)

3-Fort Worth, Texas (Dickies Arena)

4-Greensboro, N.C. (Greensboro Coliseum)

5-Bloomington, Ind. (Assembly Hall)

2021-22 (21-14, 12-8 ACC)

COACH: Tony Bennett

N9	[25]	Navy	H	L	58	66
N12	[25]	Radford	H	W	73	52
N16	[RV]	Houston (15)	A	L	47	67
N19	[RV]	Coppin State	H	W	68	52
N22	[RV]	Georgia	N1	W	65	55
N23	[RV]	Providence	N1	W	58	40
N26	[RV]	Lehigh	H	W	61	43
N29	[RV]	Iowa (RV)	H	L	74	75
D3	[RV]	Pitt	H	W	57	56
D7	[RV]	James Madison	A	L	49	52
D18	[RV]	Fairleigh Dickinson	H	W	82	49
D22	[RV]	Clemson	H	L	50	67
J1	[RV]	Syracuse	A	W	74	69
J4	[RV]	Clemson	A	W	75	65
J8	[RV]	North Carolina	A	L	58	74
J12	[RV]	Virginia Tech	H	W	54	52
J15	[RV]	Wake Forest	H	L	55	63
J19	[RV]	Pitt	A	W	66	61
J22	[RV]	NC State	A	L	63	77
J24	[RV]	Louisville	H	W	64	52
J29	[RV]	Notre Dame	A	L	65	69
F1	[RV]	Boston College	H	W	67	55
F5	[RV]	Miami (RV)	H	W	71	58
F7	[RV]	Duke (7)	A	W	69	68
F12	[RV]	Georgia Tech	H	W	63	53
F14	[RV]	Virginia Tech	A	L	53	62
F19	[RV]	at Miami (RV)	A	W	74	71
F23	[RV]	Duke (7)	H	L	61	65
F26	[RV]	Florida State	H	L	63	64
M5	[RV]	Louisville	A	W	71	61
M9	[RV]	Louisville ACC	N2	W	51	50
M10	[RV]	North Carolina (25) ACC	N2	L	43	63
M16	[RV]	Mississippi State NIT	H	W	60	57
M20	[RV]	North Texas NIT	A	Wot	71	69
M22	[RV]	St. Bonaventure NIT	H	L	51	52

1-Newark, N.J. (Prudential Center)

2-Brooklyn, N.Y. (Barclays Center)

