



VIRGINIA

BASKETBALL

2021 - 22 RECORD BOOK



TABLE OF CONTENTS

- 1Table of Contents
- 22020-21 Schedule
- 3 2020-21 Numerical/Alphabetical Rosters
- 4-5 Head Coach Tony Bennett
- 6-7 John Paul Jones Arena
- 8-9 2019 NCAA Champions
- 10-11 2020-21 Season Highlights
- 122020-21 Results
- 132020-21 Statistics
- 14 2020-21 Points-Rebounds-Assists
- 15-212020-21 Box Scores
- 22 2020-21 Starters/Honors
- 23 2020-21 Virginia/Opponent Highs & Lows
- 24-25 Year-by-Year Coaching Records
- 26 Scoring Records
- 27-28 Top 20 Scorers
- 29-31 Career Double-Doubles
- 32 Rebounding Records
- 33 Field Goal/3-Point Records
- 34 Free Throws/Games/Minutes Records
- 35 Assists/Steals/Blocks/Turnovers Records
- 36 Team Single-Game Records
- 37 Team Season Records
- 38 Opponent Records
- 39 Year-by-Year Team Stats
- 40-41 Annual Statistical Leaders
- 42-46 Individual Career Statistics
- 47 Virginia in the National Polls
- 48 Postseason Results
- 49 ACC Honors
- 50-52 ACC History
- 53-57 All-Americans & Retired Numbers/Jerseys
- 58 National & Regional Honors
- 59-62 Cavaliers in the NBA
- 63-65 All-Time Letterwinners
- 65-66 All-Time Jersey Numbers
- 67-68 All-Time Series Records
- 69-78 All-Time Game-by-Game vs. Opponents
- 79-89 Year-by-Year Results

2021-22 UVA MEN'S BASKETBALL



SCHEDULE



2021-22 VIRGINIA MEN'S BASKETBALL

Date	Opponent	Location (Venue)	Time (ET)	TV
Nov. 9 (Tue)	Navy	Charlottesville, Va. (John Paul Jones Arena)	9 p.m.	ACCN
Nov. 12 (Fri)	Radford	Charlottesville, Va. (John Paul Jones Arena)	7 p.m.	ACCNX
Nov. 16 (Tue)	at Houston	Houston, Texas (Fertitta Center)	8 p.m.	ESPN
Nov. 19 (Fri)	Coppin State	Charlottesville, Va. (John Paul Jones Arena)	7 p.m.	RSN
Nov. 22 (Mon)	Georgia #	Newark, N.J. (Prudential Center)	7 p.m.	ESPNU
Nov. 23 (Tue)	Northwestern/Providence #	Newark, N.J. (Prudential Center)	5/7:30 p.m.	ESPN2
Nov. 26 (Fri)	Lehigh	Charlottesville, Va. (John Paul Jones Arena)	7 p.m.	ACCN
Nov. 29 (Mon)	Iowa %	Charlottesville, Va. (John Paul Jones Arena)	7 p.m.	ESPN2
Dec. 3 (Fri)	Pitt *	Charlottesville, Va. (John Paul Jones Arena)	8 p.m.	ACCN
Dec. 7 (Mon)	at James Madison	Harrisonburg, Va. (Atlantic Union Bank Center)	6:30 p.m.	CBSSN
Dec. 18 (Sat)	Fairleigh Dickinson	Charlottesville, Va. (John Paul Jones Arena)	2 p.m.	ACCN
Dec. 22 (Wed)	Clemson *	Charlottesville, Va. (John Paul Jones Arena)	8 p.m.	ACCN
Jan. 1 (Sat)	at Syracuse *	Syracuse, N.Y. (Carrier Dome)	8 p.m.	ACCN
Jan. 4 (Tue)	at Clemson *	Clemson, S.C. (Littlejohn Coliseum)	9 p.m.	RSN
Jan. 8 (Sat)	at North Carolina *	Chapel Hill, N.C. (Smith Center)	1 p.m.	ESPN
Jan. 12 (Wed)	Virginia Tech *	Charlottesville, Va. (John Paul Jones Arena)	9 p.m.	ESPN2
Jan. 15 (Sat)	Wake Forest *	Charlottesville, Va. (John Paul Jones Arena)	4:30 p.m.	RSN
Jan. 19 (Wed)	at Pitt *	Pittsburgh, Pa. (Petersen Events Center)	9 p.m.	ACCN
Jan. 22 (Sat)	at NC State *	Raleigh, N.C. (PNC Arena)	4 p.m.	ACCN
Jan. 24 (Mon)	Louisville *	Charlottesville, Va. (John Paul Jones Arena)	7 p.m.	ESPN
Jan. 29 (Sat)	at Notre Dame *	Notre Dame, Ind. (Purcell Pavilion)	6 p.m.	ACCN
Feb. 1 (Tue)	Boston College *	Charlottesville, Va. (John Paul Jones Arena)	8 p.m.	ACCN
Feb. 5 (Sat)	Miami *	Charlottesville, Va. (John Paul Jones Arena)	5 p.m.	ACCN
Feb. 7 (Mon)	at Duke *	Durham, N.C. (Cameron Indoor Stadium)	7 p.m.	ESPN
Feb. 12 (Sat)	Georgia Tech *	Charlottesville, Va. (John Paul Jones Arena)	4 p.m.	ESPN/2
Feb. 14 (Mon)	at Virginia Tech *	Blacksburg, Va. (Cassell Coliseum)	7 p.m.	ESPN
Feb. 19 (Sat)	at Miami *	Coral Gables, Fla. (Watsco Center)	5 p.m.	ACCN
Feb. 23 (Wed)	Duke *	Charlottesville, Va. (John Paul Jones Arena)	7 p.m.	ESPN
Feb. 26 (Sat)	Florida State *	Charlottesville, Va. (John Paul Jones Arena)	12/2/4 p.m.	ESPN/2
Mar. 5 (Sat)	at Louisville *	Louisville, Ky. (KFC Yum! Center)	12/2 p.m.	ESPN/2
Mar. 8-12	ACC Tournament	Brooklyn, N.Y. (Barclays Center)	TBA	TBA

Home games in Bold

All times Eastern

- Legends Classic, Newark, N.J.

* - ACC Game

% - B1G/ACC Challenge



NUMERICAL

No.	Name	Pos.	Ht.	Wt.	Yr.	Hometown/High School/Club/Previous College
0	Kihei Clark ***	G	5-10	172	Sr.	Woodland Hills, Calif./Taft Charter
1	Jayden Gardner	F	6-6	246	Sr.	Wake Forest, N.C./Heritage/East Carolina
2	Reece Beekman *	G	6-3	181	So.	Baton Rouge, La./Scotlandville Magnet
4	Armaan Franklin	G	6-4	204	Jr.	Indianapolis, Ind./Cathedral/Indiana
5	Jayden Nixon ***	G	6-3	200	Sr.	Charlottesville, Va./Choate Rosemary Hall (Conn.)
10	Taine Murray	G	6-5	207	Fr.	Auckland, N.Z./Rosmini College
11	Malachi Poindexter *	G	6-2	190	So.	Mineral, Va./St. Anne's-Belfield School
12	Chase Coleman **	G	5-9	161	Jr.	Norfolk, Va./Maury
21	Kadin Shedrick *	F	6-11	231	R-So.	Holly Springs, N.C./Holly Springs
22	Francisco Caffaro **	C	7-1	242	R-Jr.	Santa Fe, Argentina/NBA Global Academy
23	Kody Stattmann ***	G	6-8	200	Sr.	Cairns, Australia/St. Augustine's College
24	Igor Miličić Jr.	G/F	6-10	224	Fr.	Rovinj, Croatia/ProGenius Ulm/Orange Academy Ratiopharm
33	Carson McCorkle *	G	6-3	185	So.	Raleigh, N.C./Greensboro Day School

ALPHABETICAL

No.	Name	Pos.	Ht.	Wt.	Yr.	Hometown/High School/Club/Previous College
2	Reece Beekman *	G	6-3	181	So.	Baton Rouge, La./Scotlandville Magnet
22	Francisco Caffaro **	C	7-1	242	R-Jr.	Santa Fe, Argentina/NBA Global Academy
0	Kihei Clark ***	G	5-10	172	Sr.	Woodland Hills, Calif./Taft Charter
12	Chase Coleman **	G	5-9	161	Jr.	Norfolk, Va./Maury
4	Armaan Franklin	G	6-4	204	Jr.	Indianapolis, Ind./Cathedral/Indiana
1	Jayden Gardner	F	6-6	246	Sr.	Wake Forest, N.C./Heritage/East Carolina
33	Carson McCorkle *	G	6-3	185	So.	Raleigh, N.C./Greensboro Day School
24	Igor Miličić Jr.	G/F	6-10	224	Fr.	Rovinj, Croatia/ProGenius Ulm/Orange Academy Ratiopharm
10	Taine Murray	G	6-5	207	Fr.	Auckland, N.Z./Rosmini College
5	Jayden Nixon ***	G	6-3	200	Sr.	Charlottesville, Va./Choate Rosemary Hall (Conn.)
11	Malachi Poindexter *	G	6-2	190	So.	Mineral, Va./St. Anne's-Belfield School
21	Kadin Shedrick *	F	6-11	231	R-So.	Holly Springs, N.C./Holly Springs
23	Kody Stattmann ***	G	6-8	200	Sr.	Cairns, Australia/St. Augustine's College

* - Letters earned

Head Coach: Tony Bennett (Green Bay '92/13th season)

Associate Head Coach: Jason Williford (Virginia '95/13th season)

Assistant Coach: Orlando Vandross (American International College '92/seventh season)

Assistant Coach: Kyle Getter (Hanover College '01/fourth season)

Director of Scouting: Brad Soderberg (UW-Stevens Point '85/seventh season)

Director of Player Development: Larry Mangino (Montclair State '83/sixth season)

Director of Player Personnel: Johnny Carpenter (Virginia '13/seventh season)

Associate AD for Basketball Administration/Operations: Ronnie Wideman (Washington State '06/13th season)

Strength and Conditioning Coach: Mike Curtis (Virginia '98/13th season)

Associate AD/Head Athletic Trainer: Ethan Saliba (Kansas '79/39th season)

Academic Coordinator: Jazlyn Eddings (Louisville '18/first season)

Assistant AD for Public Relations: Erich Bacher (UW-Stevens Point '92/10th season)

PRONUNCIATION GUIDE

Kihei Clark	Key-hey
Francisco Caffaro	Cuh-far-oh
Armaan Franklin.....	Ar-mon
Igor Miličić Jr.	E-gore Mil-ih-chihch

HEAD COACH TONY BENNETT



2021-22 VIRGINIA MEN'S BASKETBALL



Three-time National Coach of the Year Tony Bennett enters his 13th year as the Dean and Markel Families Men's Head Basketball Coach at the University of Virginia in 2021-22. Bennett came to Charlottesville in 2009 after spending the previous three seasons as the head coach at Washington State, where he was the 2007 National Coach of the Year.

Virginia has amassed a 295-103 (.741) record in 12 seasons under Bennett's direction. Bennett guided the Cavaliers to an 18-7 overall record and its 10th Atlantic Coast Conference regular-season title with a 13-4 record. Bennett became just the third coach in ACC men's basketball history to lead his program to 10-straight winning conference seasons, joining Dean Smith and Mike Krzyzewski. UVA advanced to the ACC Tournament semifinals and earned its seventh consecutive NCAA Tournament appearance as the No. 4 seed in the West Region.

In 2019-20, Bennett guided the Cavaliers to a 23-7 overall record and 15-5 mark in the ACC. UVA earned the No. 2 seed for the ACC Tournament, but the league's premier event and the NCAA Tournament were canceled due to the coronavirus. Bennett was named U.S. Basketball Writers Association District 3 Coach of the Year as Virginia led the nation in scoring defense (52.4 points per game) for the sixth time.

The Cavaliers won their first NCAA national championship in 2019 after posting a school-record 35 wins and earning a share of their ninth ACC regular-season title. Bennett earned ACC Coach of the Year honors for the fourth time as UVA earned its fourth No. 1 seed for the NCAA Tournament in its school-record sixth straight NCAA Tournament appearance. Bennett recorded his 300th career win vs. Marshall as the Cavaliers amassed their most points (100) during his tenure. UVA has won 29 or more games in five of the last six seasons and 23 or more games in a school-best seven straight seasons under Bennett's direction.

In 2017-18, Bennett guided UVA to a 31-3 record and its first No. 1 ranking in the AP poll since 1982. The Cavaliers captured their eighth ACC regular-season title and third ACC Tournament championship, along with an ACC-record 17 league wins and ACC-record 9-0 mark on the road. Bennett became the sixth coach in ACC history to win at least three outright ACC regular-season titles (Frank McGuire, Vic Bubas, Dean Smith, Mike Krzyzewski and Roy Williams). He has led UVA to outright ACC regular-season and tournament championships in the same season two times (2014 and 2018). Bennett was named the U.S. Basketball Writers Association Henry Iba National Coach of the Year, earning the award for the third time to rank second all-time behind legendary John Wooden, who captured the award six times.

Bennett was honored as the ACC Coach of the Year by both the media and his peers in 2014 and 2015 as the Cavaliers became the first ACC school to win 16 conference games in consecutive years. In 2014-15, Bennett was honored as the USBWA National Coach of the Year. Bennett became the 15th coach in NCAA Division I history to reach the 200 career-win mark in fewer than nine seasons on Feb. 22, 2015, as the Cavaliers downed Florida State, 51-41.

Virginia has reached the postseason in each of the past nine seasons. In addition to their school-record 35-3 national championship season in 2018-19, the Cavaliers were

31-3 overall in 2017-18 to earn the No. 1 overall seed in the NCAA Tournament. In 2016-17, UVA went 23-11 and advanced to the second round of the NCAA Tournament for the fourth consecutive season. In 2015-16, the Cavaliers posted a 29-8 record and advanced to their first NCAA Elite Eight since 1995. Virginia posted its third 30-win season, won the ACC regular-season title and advanced to the NCAA round of 32 in 2014-15. The Cavaliers recorded their first 30-win season under Bennett, claimed the ACC regular-season and tournament titles and advanced to the NCAA Sweet 16 in 2013-14.

In 2012-13, the Cavaliers advanced to the NIT quarterfinals. In 2011-12, Bennett led Virginia to a 22-10 record and its first NCAA Tournament berth in five seasons. The 2012 USBWA District 3 Coach of the Year, Bennett guided the Cavaliers to their first winning season in the ACC (9-7) since 2006-07 and their most regular-season wins (22) since 1982-83.

Bennett's second Virginia team in 2010-11 compiled a 16-15 record (7-9 in ACC regular-season games). It was UVA's first winning season since 2007-08 as Virginia finished tied for seventh in the ACC regular-season standings after being picked to finish 11th in the preseason by the media. Bennett won his 100th game as a head coach during the 2010-11 season when the Cavaliers defeated Maryland 74-60 in College Park, Md. Bennett's first Virginia team finished the 2009-10 season with an overall record of 15-16, an improvement of five wins over the previous season (10-18 in 2008-09). The 15 wins included three victories over nationally-ranked opponents.

A hallmark of Bennett's teams has been defense, as his squads have ranked in the top five nationally in scoring defense in 11 of his 15 seasons as a head coach. UVA has led the nation in scoring defense six times under Bennett (2014, 2015, 2017, 2018, 2019, 2020).

Ten Virginia players – Mike Scott (Atlanta, 2012), Joe Harris (Cleveland, 2014), Justin Anderson (Dallas, 2015), Malcolm Brogdon (Milwaukee, 2016), Devon Hall (Oklahoma City, 2018), De'Andre Hunter (Los Angeles Lakers, 2019), Ty Jerome (Philadelphia, 2019), Kyle Guy (New York, 2019) and Trey Murphy III (Memphis, 2021) – have been selected in the NBA Draft during Bennett's 12-year tenure. Anderson became the first Virginia player selected in the first round (21st overall) since Cory Alexander in 1995, while Hunter was UVA's highest draft pick (4th overall) since Ralph Sampson was selected first overall in 1983.

Bennett was introduced as the head coach of the Virginia men's basketball program on April 1, 2009. Bennett led Washington State to a 69-33 record, including a 32-22 mark in the Pac-10. Washington State's 69 wins over those three seasons is the most over any three-year period in school history. He led the Cougars to the 2007 and 2008 NCAA Tournaments, the only time WSU has made consecutive NCAA Tournament appearances.

In his first season as a head coach in 2006-07, Bennett took a Washington State squad projected to finish last in the Pac-10 prior to the season and led it to 26 wins (26-8 record), matching the school record, and a second-place finish in the conference with a 13-5 mark. That year, the Cougars made their first NCAA Tournament appearance in 13 years, defeating Oral Roberts in the first round before suffering a double-overtime loss to Vanderbilt in the second round.

For his work in 2006-07, Bennett became the most decorated Pac-10 coach in a single season. He was named National Coach of the Year by nine organizations, including the Associated Press, The Sporting News and the U.S. Basketball Writers Association. In addition, Bennett was the Pac-10 Coach of the Year, the United States Basketball Writers Association District 9 Coach of the Year and the National Association of Basketball Coaches District 14 Coach of the Year.

In 2007-08, Bennett's Cougars were ranked in the AP preseason poll (10th) for the first time in school history and were ranked a school-record No. 4 during the season. The Cougars finished with a 26-9 record, once again tying the school record for wins, and had an 11-7 mark in the Pac-10. Washington State advanced to the NCAA Tournament's Sweet 16 for the first time in school history, defeating Winthrop and Notre Dame in the first two rounds of the tournament. The Cougars fell to top-seeded North Carolina in the NCAA regional semifinal in Charlotte, N.C.

In 2008-09, Bennett led the Cougars to their third consecutive postseason appearance. Washington State posted a 17-16 record and participated in the National Invitation Tournament. The Cougars defeated NCAA Tournament teams Arizona, Arizona State (twice), Mississippi State, and UCLA during the season. The road victory at UCLA was just the second for the Cougars at Pauley Pavilion in 53 years.

Bennett's teams have not only been successful on the court, but also in the classroom and community. UVA's Anthony Gill (2016), Brogdon (2015) and Harris (2014) were named to the NABC Allstate Good Works Team. Jerome Meyinsse received the ACC's Skip Prosser Award in 2010 as the conference's top men's basketball student-athlete, and Meyinsse and Will Sherrill were named to the 2010 ACC All-Academic Men's Basketball Team. Sherrill was named to the ACC All-Academic Basketball Team for the second consecutive year in 2011 and Will Regan was also named to the team. Four Washington State players were named to the 2009 Pac-10 All-Academic First Team, while a school-record five players were honored as Pac-10 All-Academic selections the previous year. The conference's Scholar Athlete of the Year for men's basketball in 2008 and 2009 were members of the Washington State program.

Before taking over as the head coach at Washington State, Bennett was on the staff of his father, Dick, for three seasons in Pullman, the last two as associate head coach. The previous four years Bennett was at Wisconsin, serving on the staffs of his father, Brad Soderberg and Bo Ryan. While Bennett was at Wisconsin, the Badgers participated in the NCAA Tournament all four years, reaching the 2000 Final Four and the Sweet 16 in 2003. Wisconsin also earned a share of the Big Ten title in 2002 and 2003. Bennett was



HEAD COACH TONY BENNETT

2021-22 VIRGINIA MEN'S BASKETBALL



instrumental in the recruitment of Devin Harris, the fifth overall pick in the 2004 NBA Draft, to Wisconsin.

Bennett served as an assistant coach for the gold-medal winning USA, which included Virginia's Mike Tobey, at the 2013 FIBA U19 World Championships in Prague, Czech Republic. In the summer of 2011, Bennett was a court coach for the USA Basketball Men's World University Games National Team training camp at the U.S. Olympic Training Center in Colorado Springs, Colo.

Bennett played for his father at Green Bay from 1989-92. He graduated from Green Bay in 1992 and finished his career as the Mid-Continent Conference's all-time leader in career points (2,285) and assists (601). His 49.7 career 3-point field goal percentage is still an NCAA record. Bennett helped the Phoenix to an 87-34 record during his collegiate career, including one NCAA Tourna-

ment and two NIT appearances. He was twice named MCC Player of the Year, was the 1992 Frances Pomeroy Naismith Award winner (best senior player under six-feet tall) and was the 1992 GTE Academic All-American of the Year. Bennett was the 35th overall selection in the 1992 NBA Draft by the Charlotte Hornets and played with the team for three seasons.

In August of 2011 Bennett was named one of the Summit League's (formerly the Mid-Continent Conference) Top 30 Distinguished Contributors for the league's first 30 years at the Division I level. In January of 2016, Bennett was part of the Summit League's inaugural Hall of Fame class.

Bennett and his wife, Laurel, have two children – a daughter, Anna, and a son, Eli.

BENNETT'S COACHING RECORD

Year	School	Position	Record (Conference)	Postseason
1999-00	Wisconsin	Staff Volunteer	22-14 (8-8)	NCAA Final Four
2000-01	Wisconsin	Assistant Coach	18-11 (9-7)	NCAA 1st Round
2001-02	Wisconsin	Assistant Coach	19-13 (11-5)	NCAA 2nd Round
2002-03	Wisconsin	Assistant Coach	24-8 (12-4)	NCAA Sweet 16
2003-04	Washington State	Assistant Coach	13-16 (7-11)	
2004-05	Washington State	Associate Head Coach	12-16 (7-11)	
2005-06	Washington State	Associate Head Coach	11-17 (4-14)	
2006-07	Washington State	Head Coach	26-8 (13-5)	NCAA 2nd Round
2007-08	Washington State	Head Coach	26-9 (11-7)	NCAA Sweet 16
2008-09	Washington State	Head Coach	17-16 (8-10)	NIT 1st Round
2009-10	Virginia	Head Coach	15-16 (5-11)	
2010-11	Virginia	Head Coach	16-15 (7-9)	
2011-12	Virginia	Head Coach	22-10 (9-7)	NCAA 2nd Round
2012-13	Virginia	Head Coach	23-12 (11-7)	NIT Quarterfinals
2013-14	Virginia	Head Coach	30-7 (16-2)	NCAA Sweet 16
2014-15	Virginia	Head Coach	30-4 (16-2)	NCAA 3rd Round
2015-16	Virginia	Head Coach	29-8 (13-5)	NCAA Elite Eight
2016-17	Virginia	Head Coach	23-11 (11-7)	NCAA 2nd Round
2017-18	Virginia	Head Coach	31-3 (17-1)	NCAA 1st Round
2018-19	Virginia	Head Coach	35-3 (16-2)	NCAA Champions
2019-20	Virginia	Head Coach	23-7 (15-5)	Canceled
2020-21	Virginia	Head Coach	18-7 (13-4)	NCAA 1st Round

Head Coaching Totals (15 years)
at Washington State (3 years)
at Virginia (12 years)

364-136 (181-84)
69-33 (32-22)
295-103 (149-64)

10 NCAA, 2 NIT
2 NCAA, 1 NIT
8 NCAA, 1 NIT

THE BENNETT FILE:

FAMILY

Wife: Laurel; Children - Anna and Eli

EDUCATION

College: 1992 Green Bay, bachelor's degree in humanities
 High School: 1988 - Preble High School (Green Bay, Wis.)

COACHING BACKGROUND

1996-97: Player-Coach, North Harbour Kings (Auckland, N.Z)
 1997-99: Head Coach, North Harbour Kings
 1999-00: Staff Volunteer, Wisconsin
 2000-03: Assistant Coach, Wisconsin
 2003-04: Assistant Coach, Washington State
 2004-06: Associate Head Coach, Washington State
 2006-09: Head Coach, Washington State
 2009-pres: Head Coach, Virginia

NATIONAL COACH OF THE YEAR

2006-07: Naismith, AP, The Sporting News, USBWA
 Basketball Times, CBS/Chevrolet,
 Collegehoops.net, Collegeinsider.com, Rivals.com
 2014-15: USBWA
 2017-18: Naismith, AP, USBWA, NABC, USA Today

REGIONAL COACH OF THE YEAR

2006-07: USBWA District 9, NABC District 14
 2011-12: NABC District 3
 2013-14: USBWA District 3, NABC District 2
 2014-15: USBWA District 3, NABC District 2
 2015-16: USBWA District 3
 2017-18: USBWA District 3, NABC District 2
 2018-19: NABC District 2

CONFERENCE COACH OF THE YEAR

2006-07: Pacific-10
 2013-14: Atlantic Coast Conference
 2014-15: Atlantic Coast Conference
 2017-18: Atlantic Coast Conference
 2018-19: Atlantic Coast Conference

2021-22 NCAA DIVISION I HEAD COACHES WHO PLAYED IN THE NBA

Steve Alford	Nevada
Tony Bennett	Virginia
Speedy Claxton	Hofstra
Hubert Davis	North Carolina
Johnny Dawkins	Central Florida
Juan Dixon	Coppin State
Bryce Drew	Grand Canyon
Kim English	George Mason
Patrick Ewing	Georgetown
Penny Hardaway	Memphis
Steve Henson	UTSA
Fred Hoiberg	Nebraska
Juwan Howard	Michigan
Lindsey Hunter	Mississippi Valley State
Bobby Hurley	Arizona State
Jim Les	UC Davis
Mark Madsen	Utah Valley
Cuonzo Martin	Missouri
Aaron McKie	Temple
John Pelphrey	Tennessee Tech
Mark Pope	BYU
Lorenzo Romar	Pepperdine
Jerry Stackhouse	Vanderbilt
Damon Stoudemire	Pacific
Reggie Theus	Bethune-Cookman
Darrell Walker	Arkansas-Little Rock
Mike Woodson	Indiana
Mo Williams	Alabama State



TOP 20 CROWDS AT JOHN PAUL JONES ARENA

15,219	Nov. 12, 2006	vs. #10 Arizona, W, 93-90
15,169	Feb. 1, 2007	vs. #8 Duke, W, 68-66 (OT)
14,931	March 1, 2007	vs. #21 Virginia Tech, W, 69-56
14,856	Feb. 3, 2007	vs. Miami, W, 81-70
14,765	Jan. 16, 2007	vs. Maryland, W, 103-91
14,629	March 9, 2019	vs. (RV) Louisville, W, 73-68
14,629	Feb. 9, 2019	vs. #2 Duke, L, 81-71
14,623	Jan. 15, 2019	vs. #9 Virginia Tech, W, 81-59
14,623	Jan. 5, 2019	vs. #9 Florida State, W, 65-52
14,623	Dec. 31, 2018	vs. Marshall, W, 100-64
14,623	Dec. 22, 2018	vs. William & Mary, W, 72-40
14,623	Feb. 10, 2018	vs. Virginia Tech, L, 61-60 (OT)
14,623	Feb. 20, 2017	vs. Miami, L, 54-48 (OT)
14,623	Feb. 15, 2017	vs. #12 Duke, L, 66-55
14,623	Feb. 6, 2017	vs. #4 Louisville, W, 71-55
14,623	Feb. 1, 2017	vs. Virginia Tech, W, 71-48
14,623	Dec. 31, 2016	vs. #20 Florida State, L, 60-58
14,623	Dec. 3, 2016	vs. #25 West Virginia, L, 66-57
14,619	Feb. 17, 2007	vs. Florida State, W, 73-70
14,593	7x, last Feb. 27, 2016	vs. #7 UNC, W, 79-74



VIRGINIA PLAYERS

Points: 40, J.R. Reynolds vs. Wake Forest, 1/21/07
 Most 1st Half Points: 23, Sean Singletary vs. Virginia Tech, 1/16/08
 Most 2nd Half Points: 26, Sylven Landesberg vs. Boston College, 2/4/09
 Rebounds: 20, Mike Tobey vs. Louisville, 3/5/16
 Field Goals: 13, Sylven Landesberg vs. Boston College, 2/4/09
 Field Goal Attempts: 23, Sylven Landesberg vs. Boston College, 2/4/09
 Field Goal Pct.: 1.000 (9-9), Mike Scott vs. Wake Forest, 2/8/12
 3-Point Field Goals: 8, Mustapha Farrakhan vs. Howard, 1/4/11
 3-Point FG Attempts: 12, Sean Singletary vs. Gonzaga, 1/3/07
 3-Point FG Pct.: 1.000 (5-5), Malcolm Brogdon vs. Boston College, 2/3/16
 1.000 (5-5), Justin Anderson vs. Tennessee State, 11/25/14
 1.000 (4-4), De'Andre Hunter vs. Coppin State, 11/16/18
 1.000 (4-4), London Perrantes vs. Miami, 2/26/14
 1.000 (4-4), Joe Harris vs. Hampton, 11/26/13
 Free Throws Made: 14, Sean Singletary vs. Hampton, 12/16/06
 14, Sylven Landesberg vs. Florida State, 1/24/09
 Free Throw Attempts: 16, Sean Singletary vs. Hampton, 12/16/06
 FT Pct.: 1.000 (14-14), Sylven Landesberg vs. Florida State, 1/24/09
 1.000 (12-12), Malcolm Brogdon vs. Villanova, 12/19/15
 Assists: 12 by Ty Jerome vs. Virginia Tech, 1/15/19
 Steals: 7, Sean Singletary vs. NC State, 2/24/08
 Blocks: 10, by Jay Huff vs. Duke, 2/29/20

VIRGINIA TEAM

Most Points: 108 vs. Gonzaga, 1/3/07
 Fewest Points: 38 vs. Wisconsin, 12/4/13
 Most 1st Half: 60 vs. Gonzaga, 1/3/07
 Fewest 1st Half: 15 vs. Iowa State, 12/30/10
 Most 2nd Half: 57 vs. Arizona, 11/12/06
 Fewest 2nd Half: 15 vs. Duke, 2/16/11
 Rebounds: 54 vs. UMEs, 11/26/06
 Field Goals: 43 vs. VMI, 11/16/08
 Field Goal Attempts: 82 vs. UNC, 1/15/09
 Field Goal Pct.:667 (32-48) vs. Howard, 1/4/11
 3-Pt. FG: 18 vs. Gonzaga, 1/3/07
 3-Pt. FG Attempts: 38 vs. Virginia Tech, 2/10/18
 3-Point FG Pct.:727 (8-11) vs. North Texas, 11/20/12
 Free Throws: 39 vs. Maryland, 1/16/07
 FT Attempted: 49 vs. Maryland, 1/16/07
 Fewest FT Attempted: 0 vs. Wisconsin, 11/27/17
 Free Throw Pct.: 1.000 (19-19) vs. Winthrop, 11/15/11
 Assists: 24 vs. Howard, 11/14/07
 24 vs. VMI, 11/16/08
 Steals: 16 vs. NC State, 2/24/08
 Blocks: 13 vs. Duke, 2/29/20
 Most Turnovers: 21 vs. Longwood, 12/7/07
 21 vs. Hampton, 12/19/07
 Fewest Turnovers: 2 vs. Louisville, 2/7/15

MISCELLANEOUS

Biggest Comeback: 19 points vs. Arizona, 11/12/06
 Biggest Lead Given up in a Loss: 14 points vs. Bradley, 3/26/08
 Largest Lead: 59 vs. Coppin State, 11/16/18
 57 points vs. Grambling State, 11/22/16
 Biggest Deficit: 38 points vs. Clemson, 2/7/08
 Largest Margin of Victory: 57 vs. Coppin State, 11/16/18
 56 points vs. Grambling State, 11/22/16
 Largest Margin of Defeat: 31 points vs. Clemson, 2/7/08
 Overtime Games (Record): 12 (6-6); Last: 71-64 win vs. Kent State, 12/4/20

OPPONENT PLAYERS

Points: 32, 3x last by DeWayne Jackson, Morgan State, 12/19/12
 Most 1st Half Points: 19, DeWayne Jackson, Morgan State, 12/19/12
 Most 2nd Half Points: 28, Talor Battle, Penn State, 11/30/09
 Rebounds: 16, 2x last by Jamelle Hagins, Delaware, 11/13/12
 Field Goals: 13, Elijah Millsap, UAB, 12/30/09
 Field Goal Attempts: 24, Malcolm Delaney, Virginia Tech, 1/28/10
 Field Goal Pct.:875 (7-8), Ahmed Grant, UNC Wilmington, (1/18/10)
 3-Point Field Goals: 8, K.C. Rivers, Clemson, 2/7/08
 3-Pt. FG Attempts: 15, Malcolm Delaney, Virginia Tech, 2/19/11
 3-Pt. FG Pct.: 1.000 (5-5), Tony Dukes, USC Upstate, 11/15/10
 Free Throws Made: 15, Tyler Hansbrough, North Carolina, 1/15/09
 FT Attempted: 17, Tyler Hansbrough, North Carolina, 1/15/09
 FT Pct.: 1.000 (8-8), Tyrese Rice, Boston College, 2/4/09
 1.000 (8-8), Sean Mosley, Maryland, 3/6/10
 1.000 (7-7), Roy Devyn Marble, Iowa, 3/27/13
 Assists: 11, Cliff Hammonds, Clemson, 2/7/08
 Steals: 6, Jose Alvarado, Georgia Tech, 1/23/21
 Blocks: 6, 2x, last by Gueye Mouhamadou, Stony Brook, 12/18/19

OPPONENT TEAM

Most Points: 97, VMI, 11/16/08
 Fewest Points: 26, Maine, 11/27/19
 Most 1st Half: 50, North Carolina, 1/15/09
 Fewest 1st Half: 8, Harvard, 12/21/14
 Most 2nd Half: 61, Gonzaga, 1/3/07
 Fewest 2nd Half: 11, JMU, 11/10/19
 Rebounds: 48, North Carolina, 2/25/12
 Field Goals: 37, VMI, 11/16/08
 Field Goal Attempts: 79, VMI, 11/16/08
 Field Goal Pct.:566 (30-53) Liberty, 11/25/08
 3-Pt. FG: 16, Clemson, 2/7/08
 3-Pt. FG Attempts: 39, Hartford, 12/30/07
 3-Point FG Pct.:619 (13-21) Duke, 2/9/19
 Free Throws: 26, Boston College, 2/4/09
 FT Attempted: 31, Boston College, 2/4/09
 Free Throw Pct.: 1.000 (15-15) Iowa, 3/27/13
 Assists: 22, Clemson, 2/7/08
 Steals: 15, VMI, 11/16/08
 Blocks: 10, Radford, 11/21/08
 10, North Carolina, 1/15/09
 Most Turnovers: 25, NC State, 2/24/08
 Fewest Turnovers: 4, Clemson, 1/31/12

RECORD AT JOHN PAUL JONES ARENA

2006-07 to present 251 games - 205-46 (.817)

LONGEST WINNING STREAKS

24 games from 2/7/15 vs. Louisville through 11/30/16 vs. Ohio State
 21 games from 12/21/13 vs. Northern Iowa through 1/22/15 vs. Georgia Tech

LONGEST ACC WINNING STREAK

21 games from 1/6/13 vs. North Carolina through 1/22/15 vs. Georgia Tech

LONGEST LOSING STREAK

4 games from 2/6/10 vs. Wake Forest through 3/6/10 vs. Maryland



Virginia Tops Texas Tech 85-77 in OT for First NCAA Title

By Jeff White (jwhite@virginia.edu)
VirginiaSports.com

MINNEAPOLIS – In the stands at U.S. Bank Stadium, as the final seconds ticked off the clock in overtime, Joe Harris reflected on another night, one that came much earlier in Tony Bennett's tenure as the University of Virginia's head men's basketball coach.

Long before the Cavaliers established themselves as national powers, they were in Durham, N.C., to play mighty Duke. During a shootaround at Cameron Indoor Stadium the night before a game in 2011, the players were on the court when they noticed Bennett was no longer with them.

Then they heard him calling to them. They looked up and saw Bennett high in the stands at Cameron, jumping up and down and pointing to Duke's NCAA championship banners.

"He said, 'This is what we're reaching for,'" said Harris, who's now with the Brooklyn Nets.

Harris smiled. "And we did it."

The moment toward which the Cavaliers had been building in their 10 seasons under Bennett arrived Monday night. Before a crowd of 72,062 and a national television audience, UVA defeated Texas Tech 85-77 in overtime to capture the first NCAA title in program history.

In his office at John Paul Jones Arena, Bennett has a poster from the film *Rocky* that shows the title character on the steps of the Philadelphia Museum of Art. Bennett would tell his players, he said late Monday night, that he just wanted a chance at a title fight one day.

"That's all we want," Bennett said, "and these guys came to fight in this title [bout], and now we are the champs."

The championship came about 13 months after the Wahos made a different kind of history in last year's NCAA tournament. Virginia became the first No. 1 seed ever to lose to a No. 16 seed, falling to UMBC in Charlotte, N.C.

"It's a great story," Bennett said at his postgame press conference late Monday night. "That's probably the best way I can end this. It's a great story."

Without the contributions of 6-9 redshirt junior Mamadi Diakite, who had nine points and seven rebounds, and 6-8 junior Braxton Key, who came off the bench to score six points and grab a game-high 10 rebounds, the Cavaliers (35-3) might not have won. But it's impossible to overstate the impact of UVA's Big Three: 6-5 junior Ty Jerome, 6-2 junior Kyle Guy and 6-7 redshirt sophomore De'Andre Hunter.

Jerome totaled 16 points, eight assists, six rebounds and only one turnover, and Guy scored 24 points and was named Most Outstanding Player of the Final Four.

That award could have gone to Hunter, who enrolled at UVA with Guy and Jerome in 2016. After a first half in which he missed 7 of 8 shots from the floor, Hunter turned in one of the most memorable performances in UVA history.



"He saved his best for last," Bennett said.

Hunter finished with a career-high 27 points and also had nine rebounds. Equally important, he helped limit Texas Tech's Jarrett Culver, who like Hunter is a projected first-round NBA draft pick, into a miserable outing. Culver scored 15 points but was only 5 of 22 from the floor.

"He's a great player," Culver said of Hunter. "Athletic. He played me well tonight."

Hunter said: "I dreamed of this as a kid, just having a great game on the biggest stage in college basketball."

He was 4 for 5 from beyond the 3-point arc, and two of those treys rank among the most pivotal in Final Four history.

On the first, Hunter took a pass from Jerome and buried a 3-pointer from the right corner to tie the game at 68-68 with 12.9 seconds left in the second regulation.

The second, again off a Jerome assist, put UVA ahead for good, 75-73, with 2:06 in overtime. That was part of the 11-0 run with which the Hoos seized command in the extra period.

"He's a quiet kid," associate head coach Jason Williford said of Hunter, a Philadelphia native. "He doesn't have that New York swag that Ty's got, but he's got a quiet confidence, and I think at times he's just got to assert himself, and he did it tonight. I couldn't be prouder of the kid. I told him that after the game. That's how you step up."

The final horn triggered a celebration for the ages Monday night, on the court, in the stands and back in Charlottesville. At U.S. Bank Stadium, confetti fell, as did tears, as UVA's players, coaches, administra-

tors and staffers embraced each other on the court.

Former players such as Harris, Malcolm Brogdon, Devon Hall and Justin Anderson beamed with pride and mingled with the current Cavaliers. In the stands stood many other UVA basketball alumni, including legends Barry Parkhill and Ralph Sampson, as well as several players Bennett coached at Washington State before coming to Charlottesville in 2009.

On the court, Bennett savored the title with his wife and their children, as well as his mother, Anne, and his father, Dick, the legendary former coach whom Tony succeeded at Washington State.

Dick Bennett, who guided Wisconsin to the Final Four in 2000 – his son was a volunteer manager on that team -- nervously followed the championship game as it unfolded Monday night.

"Words aren't very accurate when your emotions outrun them, and that's kind of where I am right now," the elder Bennett said.

Not far away were UVA's president, Jim Ryan, and athletic director, Carla Williams, as well as Williams' predecessor as AD, Craig Littlepage, who hired Tony Bennett back in 2009. Also in the joyous throng were such notable UVA alumni as Chris Long, Tiki Barber and Katie Couric.

"This is surreal," said Anderson, who now plays for the Atlanta Hawks.

After Bennett cut down the final strand of the net, the Cavaliers returned to the platform on which they'd received the NCAA championship trophy and turned their attention to the videoboard. They watched, transfixed, as the traditional finale to the NCAA tournament – CBS' One Shining Moment



2019 NCAA CHAMPIONS

video – played.

“I’ve watched every single One Shining Moment, every single one,” Jerome said. “And we watched it last year, and last year it [showed] Kyle and me walking off the court after the UMBC game, Kyle with his head down, and I put my hand on his head. So to this year, to watch it like that was unbelievable.”

Little came easily in this NCAA tournament for Virginia (35-3), the only No. 1 seed to reach the Final Four. In the Cavaliers’ first-round game, they trailed No. 16 seed Gardner-Webb by 14 points in the first half before rallying for a 71-56 win.

There was less suspense in the Hoos’ second-round win over Oklahoma, but they had to rally late to defeat Oregon in the Sweet Sixteen, and their next two games produced almost indescribable drama.

In the Elite Eight, Uva needed a miraculous sequence at the end of regulation to force overtime against Purdue. Then, in the first NCAA semifinal Saturday night, junior guard Kyle Guy scored six points in the final 7.4 seconds – the final three coming on free throws with six-tenths of a second left – to lift Virginia past Auburn and into its first NCAA championship game.

“I think we’ve taken every experience that we’ve been through together and tried to use it in a way that could propel us to a national championship,” Guy said.

Bennett said: “I never thought of myself being a national championship coach. I wasn’t even going to really get into coaching. I wasn’t crazy about it. I loved playing, and then I saw my dad’s team go to the Final Four. I was a volunteer manager, and I got into it. I love the young men. I love the game. But it’s not my end all, be all.

“I think there was a bigger plan going on here, and I didn’t need it, but I was used in it. I hope that it’s a message for some people out there that there can be hope and joy and resiliency. I’m thankful for what happened. That’s why I did what I did at the

end. When that horn went off, I just put my head down and said, ‘Thank you. I’m humbled, Lord, because I don’t deserve to be in this spot, but You chose me to be here, and I’ll give thanks.’”

The championship game matched two of the nation’s premier defensive teams. UVA held Texas Tech (31-7) without a field goal for nearly eight minutes to start the game. But the Red Raiders heated up from beyond the arc, and Virginia’s lead was only three at halftime.

Midway through the second half, the Cavaliers led 53-43, and a one-sided victory seemed possible. Texas Tech refused to cooperate. The Red Raiders rallied to tie the game at 59-59 with 3:28 to play and took their first lead of the second half on a Culver layup with 35.1 seconds left.

That put Texas Tech up 66-65, and after Jerome missed a runner, Norense Odiase hit two free throws to make it 68-65 with 22.5 seconds remaining. Once again, the Cavaliers were in peril. Once again, they fought back. Once again, they prevailed.

In overtime, the Hoos were 12 for 12 from the line.

“The game was everything we thought it would be,” Texas Tech head coach Chris Beard said. “I thought it would come down to one last possession, and it did in regulation, and then in overtime it just got away from us a little bit. Nothing but respect for [the Cavaliers’] program, their coaches, their players, their fans. I thought it was a great national championship game.”

It was a game the UVA basketball family will never forget.

The championship, said Williford, who played for the Cavaliers in the 1990s, is “for everybody, from Parkhill to Ralph to my crew [and the teams that came after]. And then you got all the guys we coached.

“It’s for all of those basketball alums. It’s for all the alumni. It’s for everybody. It’s a great day to be a Wahoo.”



Anderson said: “It’s a beautiful thing to watch and it’s a great thing to be a part of.”

Williford took over as associate head coach last spring after Ron Sanchez left UVA to become head coach at Charlotte. Sanchez flew to Minneapolis for the Final Four to support his former team and his mentor, Bennett. Sanchez also worked for Bennett at Washington State, as did Ronnie Wideman, Virginia’s associate AD for men’s basketball.

“Can you believe this?” Wideman asked Sanchez as they wrapped each other in a bear hug. Believe it.





2020-21 SEASON HIGHLIGHTS

- Virginia finished the season with an 18-7 overall record and captured its 10th ACC regular season championship with a 13-4 record.
- Virginia made its seventh straight NCAA Tournament appearance and won 18 or more games for the 10th consecutive season.
- The Cavaliers advanced to the ACC Tournament semifinals, but their game vs. Georgia Tech was canceled due to a positive COVID-19 test within the UVA program.
- UVA won 13 or more ACC contests for the fourth straight season.
- The Cavaliers won 10 or more home games for the 11th straight season.

UVA RANKED NO. 15 IN FINAL AP POLL

- Virginia was ranked No. 15 in the latest Associated Press poll.
- UVA has been ranked in the top 25 of the AP poll for 19 straight weeks over the past two seasons.
- UVA was ranked No. 4 in both preseason polls, marking its third AP preseason top-5 ranking in school history (No. 1 in 1982-83 and No. 5 in 2018-19).
- UVA has been ranked in the top 25 in the preseason rankings in nine of the past 10 seasons.

NCAA TOURNAMENT IN REVIEW

- No. 4 seed Virginia dropped a 62-58 decision to No. 13 seed Ohio in the first round of the 2021 NCAA Tournament on March 20.
- UVA earned an at-large bid into the NCAA Tournament, while Ohio earned the Mid-American Conference's automatic bid.
- Ben Vander Plas had a game-high 17 points to lead the Bobcats to upset win.
- Jason Preston tallied 11 points, 13 rebounds and eight assists for the Bobcats.
- Sam Hauser led the Cavaliers with 15 points and Trey Murphy III chipped in 12.
- Virginia shot a season-low 35 percent, including 8 of 31 from 3-point range.
- UVA committed a season-low three turnovers and was outrebounded 38-29 in the loss.

IN THE NCAA RANKINGS

- Virginia ranked third nationally in free throw percentage (81.6%), turnovers per game (9.2) and personal fouls per game (12.9), sixth in scoring defense (60.5), eighth in assist/turnover ratio (1.51), 28th in 3-point field goal percentage (37.5%) and 32nd in field goal percentage (47.4%), 35th in fewest turnovers (229), 39th in blocked shots per game (4.4) and 40th in fewest fouls (323).

HAUSER AND HUFF GAIN ALL-DISTRICT HONORS

- Sam Hauser and Jay Huff were named to the USBWA All-District 3 team.
- Hauser and Huff were also named to the NABC All-District 2 second team.

HAUSER, HUFF AND CLARK EARN ALL-ACC HONORS

- Sam Hauser earned All-ACC first-team honors, while Jay Huff was named to the All-ACC second team.
- Huff was also named to the All-ACC Defensive team and Kihei Clark earned All-ACC honorable mention honors.

FIVE CAVALIERS AMONG ACC LEADERS

- Jay Huff led the ACC in field goal percentage (.585), finished second in blocked shots (2.6), 11th in rebounding (7.1) and 19th in scoring (13.0).
- Sam Hauser ranked first in 3-point percentage (.417), second in made 3-pointers (2.5), sixth in field goal percentage (.503), seventh in scoring (16.0), 12th in minutes (34.2) and 13th in rebounding (6.8).
- Kihei Clark ranked third in assists (4.5), fifth in assist/turnover ratio (2.1) and 13th in minutes (34.0).
- Reece Beekman ranked second in assist/turnover ratio (2.6).
- Trey Murphy III ranked seventh in made 3-pointers (2.1).

FIVE CAVALIERS NAMED TO ALL-ACC ACADEMIC TEAM

- Sam Hauser, Jay Huff, Justin McKoy, Trey Murphy III and Tomas Woldetensae were among 41 student-athletes named to the All-ACC Academic Team.
- Minimum academic requirements for selection to the All-ACC Academic Team are a 3.0 grade point average for the previous semester and a 3.0 cumulative average during one's academic career. Athletic achievements during the most recent season are also considered in selecting the All-ACC Academic Team.
- Woldetensae was named the All-ACC Academic Team last season.

THERE'S NO PLACE LIKE HOME

- Virginia is 205-46 (.817), including a 10-1 mark in 2020-21, in 15 seasons at John Paul Jones Arena.
- NC State ended UVA's 15-game winning streak with a 68-61 decision at JPJ on Feb. 24, 2021.
- UVA was 14-3 at JPJ in 2019-20 and is 163-30 (.845), including a 129-15 (.896) mark the past nine seasons, under Bennett.
- Virginia is an ACC-leading 72-9 (.888) in league home games over the past nine seasons. Duke is second at 70-11 (.864).
- UVA has won 10 or more home games for 11 straight seasons.

VIRGINIA HEAD COACH TONY BENNETT

- Dean and Markel Families Head Men's Basketball Coach Tony Bennett has a 295-103 (.741) mark in 12 seasons at Virginia and 364-136 (.728) career mark in 15 seasons.
- With the Feb. 13, 2021, win over North Carolina, Bennett became just the third coach in ACC men's basketball history to lead his program to 10-straight winning conference seasons, joining Dean Smith and Mike Krzyzewski.
- Bennett guided the Cavaliers to their 10th ACC regular-season championship in 2020-21, including the fifth in the last eight seasons, and seventh straight NCAA Tournament appearance.
- UVA is 149-62 (.706) in ACC play (84-21 at home & 65-41 away), 167-30 (.848) at home and 146-41 (.781) in non-conference action (82-7 at JPJ) under Bennett.
- Bennett ranks third all-time in winning percentage (.706) among ACC head coaches with 100 or more ACC regular-season wins.

UVA ALL-TIME IN THE NCAA TOURNAMENT

- The Cavaliers are 35-23 all-time in the NCAA Tournament.
- UVA made its school-record seventh consecutive and 24th overall NCAA Tournament appearance in 2021 (2020 NCAA Tournament was canceled due to the pandemic).
- UVA is 4-3 as a No. 4 seed in the NCAA Tournament (3-1 in 1995, 1-1 in 2007 and 0-1 in 2021).
- UVA won the NCAA championship in 2019 and also made Final Four appearances in 1981 and 1984, respectively.
- Virginia head coach Tony Bennett is 16-9 in nine NCAA tournaments, including a 13-7 record at UVA.

50-40-80

- Sam Hauser (50.3 FG%, 41.7 3FG%, 89.6 FT%) and Trey Murphy (50.3 FG%, 43.3 3FG%, 92.7 FT%) become the only players in UVA basketball history to shoot 50 percent from the field, 40 percent from 3-point range and 80 percent from the free throw line in the same season.

HOW WERE THESE CAVALIERS?

- We played defense, took good shots, shared and took care of the basketball, rebounded and played more defense.
- Sam Hauser led the team in scoring (16.0 ppg), 3-pointers (63) and minutes (34.2 mpg), and was second in rebounding (6.8 rpg) and 3-point percentage (41.7%).
- Hauser shot 50.3 percent from the field and 89.6 percent from the foul line.
- Jay Huff led the team in field goal percentage (58.5%), blocked shots (2.6 bpg) and rebounding (7.1 rpg), and was second in scoring (13 ppg).
- Kihei Clark, who has handed out six or more assists in eight contests, averaged 9.5 points and team-high 4.5 assists.
- Trey Murphy III (11.3 ppg) led UVA in free throw shooting (92.7%) and 3-point shooting (43.3%) and was second in 3-pointers (52).
- Reece Beekman had a team-high 30 steals and was second with 75 assists.
- Tomas Woldetensae (41.8 3FG%), Casey Morsell (4.4 ppg), Justin McKoy (3.5 ppg and 3.3 rpg) and Francisco Caffaro added depth off the bench.

GETTING OFFENSIVE IN 2020-21

- Virginia scored 70 or more points in 11 games (10-1) and averaged 68.2 points per game.
- UVA shot 47.4 percent from the field, ranked third nationally in free throw percentage (81.6%), 28th nationally in 3-point field goal percentage (37.5%) and 32nd in field goal percentage.
- UVA's 89 points against Towson were its most since scoring 100 against Marshall during the 2018-19 season.
- UVA's 81.6 percent free throw shooting set a school record.

UVA VS. RANKED OPPONENTS

- UVA was 1-3 vs. ranked opponents in 2020-21, The Cavaliers defeating then-No. 12 Clemson 85-50 on Jan. 16, 2021.
- The Cavaliers were 4-2 against ranked opponents in 2019-20.
- UVA is 47-38 against ranked opponents in the Tony Bennett era.
- UVA's 11 ranked wins in 2018-19 marked a school record.
- UVA is 160-333 vs. ranked opponents since 1953-54.
- UVA is 1-31 all-time vs. No. 1-ranked opponents (86-73 win vs. No. 1 North Carolina on Jan. 30, 1986).



ABOUT THE 2020-21 SCHEDULE

• Three of Virginia's opponents were ranked in the final AP Top-25 poll (Gonzaga, Florida State and Virginia Tech), while Georgia Tech and Clemson received votes.

RECORDS WATCH

• Jay Huff finished his career as UVA's all-time field goal percentage leader at 58.5 percent (307 of 522).
• Huff finished his career ranked second all-time at UVA with 166 blocked shots.
• Huff passed Mamadi Diakite (156 blocked shots from 2017-20) for second on the list.
• Huff's career-high 66 blocked shots rank sixth on UVA's all-time single-season list, while his 61 blocked shots in 2019-20 rank eighth.
• Huff totaled 46 career multi-block games, including 16 last season and 19 in 2020-21.

TRANSFERS MADE IMMEDIATE IMPACT

• Transfers Sam Hauser and Trey Murphy III made immediate impacts for the Cavaliers in 2020-21.
• Hauser, who played three seasons at Marquette, led UVA in scoring (16.0 ppg), 3-pointers (63) and minutes (34.2), and was second in rebounding (6.8 rpg) and 3-point percentage (.417).
• Hauser reached double figures in 23 games, including a season-high 24 at Louisville, 23 points vs. Pitt, 22 points vs. Georgia Tech, 21 vs. NC State and Syracuse (twice), and 19 points against Towson and Duke.
• Hauser registered three straight double-doubles (13 points & 10 rebounds at Notre Dame, 16 points & 11 rebounds vs. Wake Forest and 17 points and 10 rebounds at Boston College).
• Hauser led the ACC in 3-point percentage (41.7%), including a career-high tying seven against the Orange.
• Murphy III transferred to Virginia from Rice after the 2019-20 season and received his NCAA waiver on Nov. 24.
• Murphy III had a game-high 21 points in his UVA debut, recording his eighth career 20-point effort and tying a career-high with six 3-pointers off the bench.
• Murphy III, who reached double figures in 17 games, led the Cavaliers with 18 points at Georgia Tech, tied for team high with 18 at NC State and added 17 at Louisville.
• Murphy led UVA in free throw shooting (92.7%) and 3-point shooting (43.3%), and was second in 3-pointers (52).

OUR DEFENSE NEVER RESTED

• UVA limited 17 opponents to 64 or fewer points and four foes to fewer than 50.
• UVA limited its foes to 60.5 ppg (6th nationally).
• UVA forced 19 shot clock violations.
• UVA limited 14 opponents to 40 percent or less field goal shooting and outrebounded 14 opponents.
• Bennett-coached teams have led the nation in scoring defense seven times and finished in the top-five nationally 11 times.

VIRGINIA EXCEEDED EXPECTATIONS AGAIN

• Virginia was selected first in the ACC Operation Basketball 2020-21 Preseason Poll and finished first in the standings.
• The Cavaliers have finished at or higher than their predicted finish in 12 of the last 13 seasons.
• The Cavaliers were named the Preseason ACC favorite for the first time since 1982-83 and second time in the 52-year history of the league poll.
• Virginia was followed Duke, Florida State, North Carolina and Louisville in the top five.
• ACC preseason voters selected Syracuse sixth, followed by Miami, NC State, Georgia Tech and Clemson. Virginia Tech was picked 11th, while Notre Dame, Pitt, Boston College and Wake Forest rounded out the voting.

HOLDING FOES UNDER 50

• UVA was 4-0 when limiting opponents to fewer than 50 points (William & Mary, Boston College, Georgia Tech and UNC).
• UVA is 103-2 when achieving the mark in the Tony Bennett era.
• Bennett-coached teams are 127-3 when holding opponents to fewer than 50 points (25-1 in three years at Washington State).
• UVA is 27-0 when limiting opponents to fewer than 40 points under Bennett.
• In 2019-20, UVA had four wins when scoring fewer than 50 points for the first time since accomplishing the feat seven times in 1944-45.

WATCH ME NOW

• Sam Hauser was one of 25 players named to the Wooden Award midseason watch list on Jan. 5.
• Hauser was named a top-5 finalist for the Julius Erving Award, honoring college basketball's top small forward.
• Kiheil Clark was named a semifinalist for the 2021 Naismith Men's Defensive Player of the Year on Feb. 25.
• Kihei Clark (Bob Cousy Award) and Jay Huff (Kareem Abdul-Jabbar Award) were named to Naismith Memorial Basketball Hall of Fame preseason award top-20 watch lists.
• The Cousy Award honors the nation's top point guard, while the Abdul-Jabbar honors the top center.
• Clark was named to the Cousy top-20 watch list last year.
• Hauser named to the preseason watch list for the 2021 Jersey Mike's Naismith Trophy Watch List for Men's Player of the Year and one of 20 players for the 2021 NABC Division I Player of the Year watch list.

THE ELECTRIC 70s AND AWESOME 80s

• Virginia was 10-1 when scoring 70 or more points in 2020-21.
• UVA is 136-10 when scoring at least 70 under Tony Bennett.
• The Cavaliers are 4-0 when scoring 80 or more points under Bennett and 39-1 all-time with their lone loss a 93-81 decision at North Carolina in 2012-13.
• UVA was 1-1 when scoring 70 or more points in 2019-20 after scoring 80 or more in nine games in 2018-19.
• Bennett was 4-0 when scoring 80+ points at Washington State.
• UVA scored 100 points against Marshall (2018-19) for the first time under Tony Bennett and added 97 points against Coppin State.
• UVA is 4-0 all-time when scoring 90 or more under Bennett.

HAUSER AND CLARK EARNED PRESEASON ALL-ACC HONORS

• Sam Hauser was named to the preseason All-ACC first team, while Kihei Clark was named to the second team.
• Hauser was joined on the first team by preseason ACC Player of the Year Garrison Brooks (North Carolina), Scotie Barnes (Florida State), Jalen Johnson (Duke), Aamir Simms (Clemson) and Chris Lykes (Miami).
• Clark was joined on the preseason All-ACC second team by David Johnson (Louisville), Jose Alvarado (Georgia Tech), M.J. Walker (Florida State) and Wendell Moore Jr. (Duke).

CAVALIERS IN THE NBA

• Malcolm Brogdon (Indiana), Joe Harris (Brooklyn), De'Andre Hunter (Atlanta), Ty Jerome (Oklahoma City), Mike Scott (Philadelphia), Kyle Guy (Sacramento), Anthony Gill (Washington) and Mamadi Diakite (Milwaukee) were former Virginia standouts who played in the NBA in 2020-21.
• In addition, Indiana head coach Rick Carlisle is a Virginia alum who helped the Cavaliers to an NCAA Final Four in 1984.

2020-21 RESULTS



2021-22 VIRGINIA MEN'S BASKETBALL

18-7 overall • 13-4 ACC • 10-1 Home • 6-3 Away • 2-3 Neutral

Opponent	Date	Score	Attend.	Points	Rebounds	Assists	Steals	Blocks
vs. Towson ^	11/25/20	89-54	0	(21) Murphy III	(8) Hauser	(3) McKoy, Clark, Hauser	(2) Beekman, Morsell	(3) Huff
vs. San Francisco ^	11/27/20	60-61	0	(11) McKoy, Beekman	(7) Huff	(2) Clark	(1) Three players	(2) Huff
Saint Francis (Pa.)	12/1/20	76-51	250	(13) Huff	(8) Shedrick	(4) Woldetensae, Beekman	(3) Beekman	(3) Huff
Kent State	12/4/20	71-64	250	(18) Hauser, Huff	(11) Huff	(4) Hauser	(2) Three players	(2) Huff
William & Mary	12/22/20	76-40	250	(15) Murphy III	(7) Shedrick	(4) Beekman, Clark	(2) Clark	(3) Huff
vs. Gonzaga	12/26/20	75-98	2,795	(19) Clark	(6) Huff	(4) Clark, Beekman	(1) Four players	(3) Huff
at Notre Dame *	12/30/20	66-57	86	(19) Clark	(10) Hauser	(5) Clark	(2) Morsell	(1) Three players
Wake Forest *	1/6/21	70-61	250	(16) Hauser	(11) Hauser	(3) Hauser, Clark, Beekman	(5) Beekman	(1) Huff
at Boston College *	1/9/21	61-49	0	(18) Huff	(10) Hauser	(3) Clark, Beekman	(2) Hauser	(5) Huff
Notre Dame *	1/13/21	80-68	250	(18) Huff	(9) Hauser	(6) Clark	(3) Beekman	(2) Huff
at Clemson *	1/16/21	85-50	1,876	(14) Hauser, Woldetensae	(8) Hauser	(6) Beekman	(2) Beekman, Woldetensae	(1) Hauser
Georgia Tech *	1/23/21	64-62	250	(22) Hauser	(6) Hauser	(8) Clark	(1) Beekman, Hauser	(5) Huff
Syracuse *	1/25/21	81-58	250	(21) Huff, Hauser	(12) Huff	(9) Clark	(2) Beekman, Clark	(2) Huff, Murphy III
at Virginia Tech *	1/30/21	51-65	250	(13) Huff	(6) Murphy III	(3) Beekman	(1) Six players	(1) Huff
at NC State *	2/3/21	64-57	25	(18) Hauser, Murphy III	(6) Huff	(6) Clark	(2) Clark, Huff	(2) Beekman
Pitt *	2/6/21	73-66	0	(23) Hauser	(8) Huff	(8) Clark	(2) Beekman, Murphy III	(2) Huff
at Georgia Tech *	2/10/21	57-49	1,200	(18) Murphy III	(10) Hauser	(6) Clark	(1) Hauser, Huff	(4) Huff
North Carolina *	2/13/21	60-48	250	(18) Huff	(12) Huff	(7) Beekman	(2) Murphy III	(4) Huff
at Florida State *	2/15/21	60-81	2,950	(13) Murphy III	(5) Two players	(4) Clark	(1) Three players	(2) Huff
at Duke *	2/20/21	65-66	0	(20) Huff	(12) Huff	(3) Hauser	(3) Clark	(2) Huff
NC State *	2/24/21	61-68	0	(21) Hauser	(11) Huff	(7) Clark	(3) Huff	(5) Huff
Miami *	3/1/21	62-51	0	(18) Hauser	(7) Huff	(5) Clark	(3) Murphy III	(2) Hauser
at Louisville *	3/6/21	68-58	4,812	(24) Hauser	(8) Hauser	(4) Beekman	(1) Clark	(4) Huff
vs. Syracuse *	3/11/21	72-69	0	(21) Hauser	(12) Huff	(6) Clark	(2) Beekman	(4) Huff
vs. Ohio &	3/20/21	58-62	0	(15) Hauser	(9) Hauser	(3) Three players	(2) Murphy III	(4) Huff

^ = Bubbleville at Mohegan Sun Arena, Uncasville, Conn.

= ACC/B1G Challenge

* = ACC game

** = ACC Tournament game

& - NCAA Tournament, Bloomington, Ind.



2020-21 STATISTICS

ALL GAMES (18-7)

#	Player	GP-GS	Min--Avg	FG-FGA	Pct	3FG-FGA	Pct	FT-FTA	Pct	Off-Def	Tot-Avg	PF-FO	A	TO	Blk	Stl	Pts-Avg	
10	Hauser	25-25	859--34.4	147-292	.503	63-151	.417	43-48	.896	21-149	170-6.8	39-0	45	26	10	14	400-16.0	
30	Huff	25-25	674--27.0	127-217	.585	29-75	.387	41-49	.837	43-134	177-7.1	65-1	24	33	66	13	324-13.0	
25	Murphy III	25-20	738--29.5	96-191	.503	52-120	.433	38-41	.927	15-70	85-3.4	49-1	30	19	11	20	282-11.3	
0	Clark	25-23	853--34.1	85-207	.411	20-62	.323	47-64	.734	6-45	51-2.0	30-0	113	53	0	18	237-9.5	
2	Reece Beekman	25-20	732--29.3	42-110	.382	9-37	.243	25-33	.758	5-66	71-2.8	37-0	75	29	10	30	118-4.7	
53	Woldetensae	22-5	298--13.5	32-78	.410	23-55	.418	10-11	.909	2-27	29-1.3	20-0	21	12	1	11	97-4.4	
13	Morsell	23-3	341--14.8	42-106	.396	10-38	.263	7-11	.636	6-25	31-1.3	24-0	14	13	6	8	101-4.4	
4	McKoy	19-4	213--11.2	28-58	.483	3-9	.333	8-10	.800	17-45	62-3.3	18-0	10	10	0	4	67-3.5	
23	Stattmann	4-0	34--8.5	7-12	.583	0-2	.000	0-0	.000	0-7	7-1.8	1-0	2	0	1	1	14-3.5	
21	Shedrick	11-0	88--8.0	11-21	.524	0-1	.000	6-9	.667	12-12	24-2.2	14-0	3	6	4	2	28-2.5	
22	Caffaro	17-0	117--6.9	6-12	.500	0-0	.000	8-10	.800	9-12	21-1.2	16-0	2	7	1	0	20-1.2	
1	Abdur-Rahim	8-0	37--4.6	2-10	.200	1-7	.143	2-2	1.000	0-2	2-0.3	7-0	2	1	1	1	7-0.9	
33	McCorkle	8-0	22--2.8	2-5	.400	1-4	.250	0-0	.000	1-3	4-0.5	1-0	4	0	0	1	5-0.6	
24	Katstra	5-0	6--1.2	1-4	.250	1-3	.333	0-0	.000	1-0	1-0.2	0-0	0	0	0	0	3-0.6	
12	Coleman	5-0	6--1.2	1-1	1.000	0-0	.000	0-0	.000	0-1	1-0.2	1-0	0	0	0	0	2-0.4	
5	Nixon	3-0	4--1.3	0-0	.000	0-0	.000	0-0	.000	0-1	1-0.3	1-0	0	0	0	0	0-0.0	
11	Poindexter	3-0	3--1.0	0-2	.000	0-2	.000	0-0	.000	0-0	0-0.0	0-0	0	0	0	0	0-0.0	
Team											25-29	54					20	
Total		25	5025	629-1326	.474	212-566	.375	235-288	.816	163-628	791-31.6	323-2	345	229	111	123	1705-68.2	
Opponents		25	5025	550-1322	.416	168-496	.339	245-327	.749	183-555	738-29.5	306-0	291	233	58	124	1513-60.5	

ACC GAMES (13-4)

#	Player	GP-GS	Min--Avg	FG-FGA	Pct	3FG-FGA	Pct	FT-FTA	Pct	Off-Def	Tot-Avg	PF-FO	A	TO	Blk	Stl	Pts-Avg	
10	Hauser	17-17	598--35.2	105-202	.520	49-106	.462	28-32	.875	13-108	121-7.1	30-0	29	16	7	12	287-16.9	
30	Huff	17-17	490--28.8	93-163	.571	23-59	.390	26-31	.839	26-96	122-7.2	49-1	18	27	42	11	235-13.8	
25	Murphy III	17-17	535--31.5	65-128	.508	30-74	.405	22-22	1.000	10-50	60-3.5	33-1	22	15	8	11	182-10.7	
0	Clark	17-17	604--35.5	62-151	.411	15-45	.333	24-33	.727	5-34	39-2.3	22-0	85	36	0	14	163-9.6	
2	Beekman	17-15	523--30.8	25-73	.342	5-24	.208	25-31	.806	3-48	51-3.0	25-0	54	22	7	19	80-4.7	
13	Morsell	15-1	232--15.5	25-70	.357	7-25	.280	3-7	.429	2-18	20-1.3	16-0	9	7	3	5	60-4.0	
53	Woldetensae	14-1	171--12.2	18-43	.419	13-29	.448	6-7	.857	1-19	20-1.4	8-0	12	7	1	6	55-3.9	
4	McKoy	12-0	116--9.7	18-36	.500	1-3	.333	0-1	.000	15-23	38-3.2	12-0	2	3	0	2	37-3.1	
22	Caffaro	12-0	90--7.5	6-11	.545	0-0	.000	6-8	.750	8-9	17-1.4	12-0	1	6	1	0	18-1.5	
12	Coleman	2-0	1--0.5	1-1	1.000	0-0	.000	0-0	.000	0-0	0-0.0	1-0	0	0	0	0	2-1.0	
21	Shedrick	5-0	20--4.0	2-3	.667	0-0	.000	0-0	.000	0-2	2-0.4	5-0	0	1	0	0	4-0.8	
33	McCorkle	5-0	9--1.8	1-1	1.000	1-1	1.000	0-0	.000	0-1	1-0.2	0-0	1	0	0	0	3-0.6	
1	Abdur-Rahim	4-0	9--2.3	1-4	.250	0-2	.000	0-0	.000	0-0	0-0.0	0-0	1	1	0	0	2-0.5	
5	Nixon	1-0	0--0.0	0-0	.000	0-0	.000	0-0	.000	0-0	0-0.0	0-0	0	0	0	0	0-0.0	
23	Stattmann	1-0	1--1.0	0-0	.000	0-0	.000	0-0	.000	0-0	0-0.0	0-0	0	0	1	0	0-0.0	
24	Katstra	2-0	1--0.5	0-0	.000	0-0	.000	0-0	.000	0-0	0-0.0	0-0	0	0	0	0	0-0.0	
11	Poindexter	1-0	0--0.0	0-0	.000	0-0	.000	0-0	.000	0-0	0-0.0	0-0	0	0	0	0	0-0.0	
Team											17-21	38					16	
Total		17	3400	422-886	.476	144-368	.391	140-172	.814	100-429	529-31.1	213-2	234	157	70	80	1128-66.4	
Opponents		17	3400	372-887	.419	104-314	.331	166-226	.735	116-381	497-29.2	190-0	186	152	48	86	1014-59.6	

POINTS-REBOUNDS-ASSISTS



2021-22 VIRGINIA MEN'S BASKETBALL

Opponent	Date	Score	CLARK	ABDUR-RAHIM	BEEKMAN	MCKOY	NIXON	HAUSER	POINDEXTER
vs Towson	11/25/20	89-54 W	7-0-3	3-0-0	3-2-2	2-5-3	0-1-0	19-8-3	0-0-0
vs San Francisco	11/27/20	60-61 L	9-2-2	DNP	11-4-0	11-6-1	DNP	10-6-0	DNP
SAINT FRANCIS (PA)	12/01/20	76-51 W	0-0-3	0-1-1	2-2-4	7-2-1	DNP	11-6-0	0-0-0
KENT ST.	12/04/20	71-64 W	14-1-3	DNP	4-3-0	0-2-1	DNP	18-7-4	DNP
WILLIAM & MARY	12/22/20	76-40 W	6-2-4	2-1-0	6-2-4	3-1-1	0-0-0	9-3-2	DNP
vs Gonzaga	12/26/20	75-98 L	19-2-4	0-0-0	3-2-4	5-2-0	DNP	10-5-1	DNP
at Notre Dame	12/30/20	66-57 W	19-3-5	DNP	0-1-0	6-6-1	DNP	13-10-4	DNP
WAKE FOREST	01/06/21	70-61 W	10-1-3	DNP	12-1-3	6-5-0	DNP	16-11-3	DNP
at Boston College	01/09/21	61-49 W	12-3-3	DNP	4-3-3	2-4-0	DNP	17-10-1	DNP
NOTRE DAME	01/13/21	80-68 W	12-1-6	DNP	7-4-3	DNP	DNP	15-9-1	DNP
at Clemson	01/16/21	85-50 W	12-0-5	2-0-1	8-5-6	0-1-0	DNP	14-8-2	DNP
GEORGIA TECH	01/23/21	64-62 W	2-3-8	DNP	6-5-3	DNP	DNP	22-6-0	DNP
SYRACUSE	01/25/21	81-58 W	4-4-9	0-0-0	10-5-5	0-0-0	DNP	21-7-3	DNP
at Virginia Tech	01/30/21	51-65 L	11-2-0	DNP	1-1-3	2-2-0	DNP	10-5-1	DNP
at NC State	02/03/21	64-57 W	8-2-6	DNP	8-5-1	0-1-0	DNP	18-5-1	DNP
PITTSBURGH	02/06/21	73-66 W	11-1-8	DNP	4-0-2	DNP	DNP	23-6-1	DNP
at Georgia Tech	02/10/21	57-49 W	14-3-6	DNP	7-5-2	DNP	DNP	8-10-5	DNP
NORTH CAROLINA	02/13/21	60-48 W	6-2-5	0-0-0	1-8-7	DNP	DNP	17-5-2	DNP
at Florida St.	02/15/21	60-81 L	12-3-4	0-0-0	0-2-3	5-2-0	DNP	11-5-0	DNP
at Duke	02/20/21	65-66 L	15-4-2	DNP	0-1-2	0-2-0	DNP	19-8-3	DNP
NC STATE	02/24/21	61-68 L	11-3-7	DNP	2-2-3	4-3-1	DNP	21-2-0	DNP
MIAMI (FL)	03/01/21	62-51 W	2-3-5	DNP	4-0-4	8-6-0	0-0-0	18-6-1	0-0-0
at Louisville	03/06/21	68-58 W	2-1-3	DNP	6-3-4	4-6-0	DNP	24-8-1	DNP
vs Syracuse	03/11/21	72-69 W	10-2-6	DNP	3-3-4	2-6-1	DNP	21-5-3	DNP
vs Ohio	03/20/21	58-62 L	9-3-3	DNP	6-2-3	DNP	DNP	15-9-3	DNP

Opponent	Date	Score	COLEMAN	MORSELL	SHEDRICK	CAFFARO	STATTMANN	KATSTRA	MURPHY III
vs Towson	11/25/20	89-54 W	0-1-0	5-4-2	2-0-1	0-1-0	8-2-0	0-0-0	21-3-0
vs San Francisco	11/27/20	60-61 L	DNP	4-1-0	0-3-0	DNP	2-1-0	DNP	4-1-0
SAINT FRANCIS (PA)	12/01/20	76-51 W	0-0-0	7-0-2	12-8-0	0-0-0	4-4-2	0-1-0	10-4-1
KENT ST.	12/04/20	71-64 W	DNP	4-0-1	0-0-0	DNP	DNP	DNP	8-4-2
WILLIAM & MARY	12/22/20	76-40 W	0-0-0	6-2-0	10-7-0	2-2-0	DNP	3-0-0	15-4-3
vs Gonzaga	12/26/20	75-98 L	DNP	8-1-0	0-4-2	0-0-1	DNP	DNP	15-3-2
at Notre Dame	12/30/20	66-57 W	DNP	6-2-1	2-1-0	DNP	DNP	DNP	5-4-1
WAKE FOREST	01/06/21	70-61 W	DNP	DNP	2-0-0	DNP	DNP	DNP	13-1-2
at Boston College	01/09/21	61-49 W	DNP	DNP	DNP	0-0-0	DNP	DNP	8-4-0
NOTRE DAME	01/13/21	80-68 W	DNP	15-4-0	DNP	3-1-1	DNP	DNP	10-0-4
at Clemson	01/16/21	85-50 W	0-0-0	5-1-0	DNP	2-2-0	DNP	0-0-0	13-3-1
GEORGIA TECH	01/23/21	64-62 W	DNP	9-4-1	DNP	4-3-0	DNP	DNP	3-1-0
SYRACUSE	01/25/21	81-58 W	DNP	7-2-0	DNP	2-2-0	DNP	DNP	16-7-2
at Virginia Tech	01/30/21	51-65 L	DNP	4-1-2	DNP	0-2-0	DNP	DNP	10-6-1
at NC State	02/03/21	64-57 W	DNP	0-0-1	DNP	0-0-0	DNP	DNP	18-5-0
PITTSBURGH	02/06/21	73-66 W	DNP	0-0-0	DNP	0-1-0	DNP	DNP	8-4-0
at Georgia Tech	02/10/21	57-49 W	DNP	0-0-0	0-0-0	DNP	DNP	DNP	18-5-1
NORTH CAROLINA	02/13/21	60-48 W	DNP	2-1-0	0-0-0	1-2-0	DNP	DNP	12-0-1
at Florida St.	02/15/21	60-81 L	DNP	3-2-2	0-1-0	DNP	0-0-0	DNP	13-5-3
at Duke	02/20/21	65-66 L	DNP	7-2-2	DNP	0-0-0	DNP	DNP	4-2-1
NC STATE	02/24/21	61-68 L	DNP	0-1-0	DNP	2-1-0	DNP	DNP	2-1-2
MIAMI (FL)	03/01/21	62-51 W	2-0-0	2-0-0	DNP	4-3-0	DNP	0-0-0	12-6-2
at Louisville	03/06/21	68-58 W	DNP	0-0-0	DNP	DNP	DNP	DNP	17-6-1
vs Syracuse	03/11/21	72-69 W	DNP	0-0-0	DNP	DNP	DNP	DNP	15-2-0
vs Ohio	03/20/21	58-62 L	DNP	7-3-0	DNP	0-1-0	DNP	DNP	12-4-0

Opponent	Date	Score	HUFF	MCCORKLE	WOLDETENSAE
vs Towson	11/25/20	89-54 W	14-4-0	0-1-2	5-2-1
vs San Francisco	11/27/20	60-61 L	4-7-1	DNP	5-0-1
SAINT FRANCIS (PA)	12/01/20	76-51 W	13-5-0	2-2-0	8-3-4
KENT ST.	12/04/20	71-64 W	18-11-1	DNP	5-1-2
WILLIAM & MARY	12/22/20	76-40 W	9-4-1	0-0-1	5-2-0
vs Gonzaga	12/26/20	75-98 L	9-6-0	DNP	6-0-0
at Notre Dame	12/30/20	66-57 W	15-5-1	DNP	0-1-1
WAKE FOREST	01/06/21	70-61 W	11-3-0	DNP	0-2-0
at Boston College	01/09/21	61-49 W	18-8-0	0-0-0	0-0-0
NOTRE DAME	01/13/21	80-68 W	18-5-1	DNP	DNP
at Clemson	01/16/21	85-50 W	12-7-5	3-1-1	14-5-1
GEORGIA TECH	01/23/21	64-62 W	18-5-2	DNP	0-0-0
SYRACUSE	01/25/21	81-58 W	21-12-2	0-0-0	0-1-2
at Virginia Tech	01/30/21	51-65 L	13-4-1	DNP	0-0-1
at NC State	02/03/21	64-57 W	12-6-3	DNP	0-0-0
PITTSBURGH	02/06/21	73-66 W	13-8-0	DNP	14-2-2
at Georgia Tech	02/10/21	57-49 W	6-9-1	DNP	4-1-1
NORTH CAROLINA	02/13/21	60-48 W	18-12-0	0-0-0	3-2-1
at Florida St.	02/15/21	60-81 L	4-2-1	0-0-0	12-1-1
at Duke	02/20/21	65-66 L	20-12-1	DNP	DNP
NC STATE	02/24/21	61-68 L	19-11-0	DNP	DNP
MIAMI (FL)	03/01/21	62-51 W	7-7-0	DNP	3-2-1
at Louisville	03/06/21	68-58 W	10-6-0	DNP	5-3-1
vs Syracuse	03/11/21	72-69 W	13-12-2	DNP	8-1-1
vs Ohio	03/20/21	58-62 L	9-6-1	DNP	0-0-0



2020-21 BOX SCORES



Official Basketball Box Score -- Game Totals -- Final Statistics Towson vs Virginia 11/25/20 1:30 pm at Montville, CT



Towson 54 • 0-1,0-0 CAA

#	Player	Total			3-Ptr			Rebounds			PF	TP	A	TO	Blk	Stl	Min
		FG	FGA	FT	FTA	FG	FGA	FT	F	D							
22	Solomon Uyaelunmo	0	3	0	0	0	0	1	0	1	0	0	1	0	0	16	
32	Charles Thompson	1	2	0	0	0	0	0	2	2	0	0	0	0	0	20	
02	Zane Martin	3	9	0	0	0	2	2	0	6	3	3	0	0	0	24	
11	Jason Gibson	3	4	1	2	2	2	2	2	9	3	1	0	0	0	18	
25	Nicolas Timberlake	6	12	5	7	2	2	1	2	0	19	1	0	0	0	26	
01	Demetrius Mims	0	1	0	0	3	4	0	1	1	0	3	1	0	0	14	
03	Cam Allen	1	4	1	2	0	0	1	3	4	2	3	1	2	0	21	
05	Jakigh Dottin	1	1	0	2	0	3	3	0	4	0	2	0	0	0	14	
12	Juwan Gray	1	4	0	1	2	0	2	1	3	0	1	0	1	1	22	
15	Chris Caliguiran	0	1	0	0	0	0	0	0	0	0	0	0	0	0	2	
23	Derrick Jones Jr.	0	0	0	1	2	0	0	0	0	1	0	0	0	0	2	
24	Greg Cross	0	0	0	0	0	0	0	0	0	0	0	0	0	0	1	
34	Victor Uyaelunmo	1	7	0	0	3	3	6	2	2	1	0	0	0	0	17	
35	Chris Blekeu	1	1	0	0	0	1	1	0	2	0	0	0	0	0	3	
	Team																
	Totals	18	49	7	16	11	14	7	19	26	9	54	9	10	0	1	200

FG % 1st Half: 7-24 29.2% 2nd half: 11-25 44.0% Game: 18-49 36.7% Deadball Rebound: 1
 3FG % 1st Half: 3-8 37.5% 2nd half: 4-8 50.0% Game: 7-16 43.8%
 FT % 1st Half: 2-2 100.0 2nd half: 9-12 75.0% Game: 11-14 78.6%

Virginia 89 • 1-0,0-0 ACC

#	Player	Total			3-Ptr			Rebounds			PF	TP	A	TO	Blk	Stl	Min
		FG	FGA	FT	FTA	FG	FGA	FT	F	D							
04	Justin McKoy	1	4	0	0	0	5	5	0	2	3	0	0	0	0	22	
10	Sam Hauser	7	9	3	2	2	4	4	8	0	19	3	2	0	0	26	
30	Jay Huff	6	8	2	3	0	1	3	4	3	14	0	0	3	0	17	
00	Kiheï Clark	3	6	0	0	1	1	0	0	1	7	3	1	0	0	26	
13	Casey Morsell	4	6	1	3	0	2	4	1	5	2	0	0	0	2	18	
01	Jabri Abdur-Rahim	1	2	1	2	0	0	0	0	1	3	0	0	0	0	4	
02	Reece Beekman	1	3	1	1	0	0	2	2	1	3	2	0	0	2	20	
05	Jayden Nixon	0	0	0	0	0	1	1	1	0	0	0	0	0	0	2	
11	Malachi Poindexter	0	1	0	0	0	0	1	0	0	0	0	0	0	0	2	
12	Chase Coleman	0	0	0	0	0	1	1	0	0	0	0	0	0	0	2	
21	Kadin Shedrick	1	2	0	0	0	0	1	1	0	2	1	0	2	1	10	
22	Francisco Caffaro	0	0	0	0	0	1	1	0	0	0	0	0	0	0	3	
23	Kody Statmann	4	5	0	1	0	0	2	2	1	8	0	0	0	0	12	
24	Austin Katstra	0	2	0	2	0	0	0	3	1	0	0	0	0	0	2	
25	Trey Murphy III	7	9	6	8	1	1	0	3	1	21	0	2	0	1	17	
33	Carson McCorkle	0	2	0	2	0	1	0	1	1	0	2	0	0	0	5	
53	Tomas Woldensae	2	4	1	3	0	0	2	2	2	5	1	1	0	1	12	
	Team																
	Totals	35	63	15	29	4	4	8	26	34	14	89	17	6	5	7	200

FG % 1st Half: 16-30 53.3% 2nd half: 19-33 57.6% Game: 35-63 55.6% Deadball Rebound: 1
 3FG % 1st Half: 8-13 61.5% 2nd half: 7-16 43.8% Game: 15-29 51.7%
 FT % 1st Half: 2-2 100.0 2nd half: 2-2 100.0 Game: 4-4 100.0

Officials: Chase Shaw, Anthony Eades, Ron Tyburski
 Technical fouls: Towson-None. Virginia-None.
 Attendance: 2020-21 Men's Basketball. Round: 0. Towson vs Virginia. Played at Mohegan Sun.

Score by periods	1st	2nd	Total
Towson	19	35	54
Virginia	42	47	89



Official Basketball Box Score -- Game Totals -- Final Statistics Virginia 60 • 1-1,0-0 ACC



Virginia 60 • 1-1,0-0 ACC

#	Player	Total			3-Ptr			Rebounds			PF	TP	A	TO	Blk	Stl	Min
		FG	FGA	FT	FTA	FG	FGA	FT	F	D							
04	Justin McKoy	4	8	1	2	2	2	0	6	6	1	11	1	1	0	0	18
10	Sam Hauser	5	11	0	3	0	0	0	6	6	1	10	1	3	1	0	34
30	Jay Huff	1	2	0	1	2	0	7	7	1	4	1	0	2	0	26	
00	Kiheï Clark	1	5	0	2	7	10	0	2	2	2	9	2	3	0	1	32
13	Casey Morsell	2	5	0	0	0	1	0	1	0	4	0	1	1	0	13	
02	Reece Beekman	5	6	1	1	0	0	4	4	4	11	0	0	1	0	27	
21	Kadin Shedrick	0	3	0	1	0	0	2	3	1	0	0	0	1	0	8	
23	Kody Statmann	1	3	0	0	0	0	1	1	0	2	0	0	0	1	7	
25	Trey Murphy III	0	6	0	1	4	0	1	1	1	4	0	0	0	1	25	
53	Tomas Woldensae	2	2	1	1	0	0	0	0	0	1	5	1	0	0	10	
	Team																
	Totals	21	51	3	12	15	18	5	31	36	12	60	5	8	6	3	200

FG % 1st Half: 7-25 28.0% 2nd half: 14-26 53.8% Game: 21-51 41.2% Deadball Rebound: 2
 3FG % 1st Half: 2-8 25.0% 2nd half: 1-4 25.0% Game: 3-12 25.0%
 FT % 1st Half: 8-10 80.0% 2nd half: 7-8 87.5% Game: 15-18 83.3%

San Francisco 61 • 2-1,0-0 WCC

#	Player	Total			3-Ptr			Rebounds			PF	TP	A	TO	Blk	Stl	Min
		FG	FGA	FT	FTA	FG	FGA	FT	F	D							
34	Taavi Jurkatamm	3	9	2	4	0	2	3	5	4	8	1	3	0	1	31	
43	Samba Kane	0	1	0	0	0	1	1	2	1	0	0	0	1	0	9	
00	Khalil Shabazz	5	11	3	4	1	1	4	5	1	14	1	1	0	0	27	
01	Jamaree Bouyea	8	15	3	6	0	0	3	3	2	19	6	0	0	2	35	
11	Damari Milstead	0	5	0	1	0	2	3	1	0	4	1	0	1	1	23	
03	Isaijah Hawthorne	0	1	0	1	0	1	0	1	0	1	0	1	0	0	2	
10	Josh Kunen	3	5	2	2	0	1	0	7	7	3	8	0	1	1	29	
22	Dzmitry Ryuny	3	10	1	2	0	4	4	3	10	2	0	0	1	1	34	
31	Jonas Visser	1	1	0	0	0	0	1	1	0	2	0	0	0	0	10	
	Team																
	Totals	23	58	13	28	2	4	6	26	32	16	61	14	8	3	6	200

FG % 1st Half: 8-29 27.6% 2nd half: 15-29 51.7% Game: 23-58 39.7% Deadball Rebound: 0
 3FG % 1st Half: 4-13 30.8% 2nd half: 9-15 60.0% Game: 13-28 46.4%
 FT % 1st Half: 1-2 50.0% 2nd half: 1-2 50.0% Game: 2-4 50.0%

Officials: Todd Austin, Lee Cassell, DJ Carstensen
 Technical fouls: Virginia-None. San Francisco-None.
 Attendance: 2020-21 Men's Basketball. Round: 0. San Francisco vs Virginia. Played at Moheg

Score by periods	1st	2nd	Total
Virginia	24	36	60
San Francisco	21	40	61



Official Basketball Box Score -- Game Totals -- Final Statistics Saint Francis (PA) vs Virginia 12/01/20 4:00 pm at Charlottesville, VA



Saint Francis (PA) 51 • 1-2,0-0 NEC

#	Player	Total			3-Ptr			Rebounds			PF	TP	A	TO	Blk	Stl	Min
		FG	FGA	FT	FTA	FG	FGA	FT	F	D							
05	Myles Thompson	3	8	2	6	1	2	0	3	3	2	9	0	3	0	0	24
42	Mark Flagg	5	8	0	0	1	2	0	4	4	0	11	0	0	0	1	23
01	Zahree Harrison	0	2	0	1	3	4	0	3	3	1	3	5	2	0	0	31
11	Maxwell Land	1	4	1	2	0	0	2	3	5	2	3	0	1	0	1	26
24	Bryce Laskey	5	12	2	6	0	0	0	0	0	12	0	1	0	1	24	
03	Luke Ruggery	0	1	0	1	0	0	0	3	1	0	0	0	0	0	12	
04	Ronell Giles, Jr.	0	4	0	1	0	0	0	1	1	0	3	0	0	0	21	
22	Tyler Stewart	2	7	1	6	2	2	1	0	1	2	7	2	2	0	1	19
23	A.J. Labriola	0	0	0	0	0	0	1	1	0	0	0	0	0	0	2	
31	Brad McCabe	1	1	1	1	0	0	0	0	0	3	0	0	0	0	2	
32	Jeriah Coleman	0	2	0	0	1	2	2	2	3	1	0	0	0	1	9	
33	Josh Cohen	1	1	0	0	1	1	1	1	1	2	0	0	0	0	7	
	Team																
	Totals	18	50	7	24	8	13	5	20	25	12	51	10	10	0	5	200

FG % 1st Half: 4-23 17.4% 2nd half: 14-27 51.9% Game: 18-50 36.0% Deadball Rebound: 3
 3FG % 1st Half: 2-14 14.3% 2nd half: 5-10 50.0% Game: 7-24 29.2%
 FT % 1st Half: 3-6 50.0% 2nd half: 5-7 71.4% Game: 8-13 61.5%

Virginia 76 • 2-1,0-0 ACC

#	Player	Total			3-Ptr			Rebounds			PF	TP	A	TO	Blk	Stl	Min
		FG	FGA	FT	FTA	FG	FGA	FT	F	D							
04	Justin McKoy	2	3	0	0	3	3	1	2	1	7	1	2	0	2	19	
10	Sam Hauser	5	7	1	3	0	0	6	6	1	11	0	0	0	0	18	
30	Jay Huff	6	7	0	1	2	2	3	5	1	13	0	0	3	0	14	
02	Reece Beekman	1	3	0	1	0	0	2	2	0	2	4	0	0	3	22	
53	Tomas Woldensae	2	5	2	4	0	3	3	0								

2020-21 BOX SCORES



Official Basketball Box Score -- Game Totals -- Final Statistics
William & Mary vs Virginia
 12/22/20 2:00 pm at Charlottesville, VA



William & Mary 40 • 2-3,0-0 CAA

#	Player	Total			3-Ptr			Rebounds			PF	TP	A	TO	Blk	Stl	Min
		FG-FGA	FG-FGA	FT-FTA	FG-FGA	FG-FGA	FT-FTA	Off	Def	Tot							
21	Quinn Blair	f	1-5	0-2	4-4	3	1	4	3	6	0	1	0	0	0	23	
30	Mehkel Harvey	c	2-4	0-0	0-0	0	0	0	0	4	0	0	0	0	0	11	
05	Yuri Covington	g	3-7	2-3	4-4	1	3	4	4	12	2	7	0	0	0	24	
12	Luke Loewe	g	2-10	0-4	1-1	0	1	1	3	5	4	3	0	0	1	35	
23	Connor Kochera	g	4-13	0-5	0-1	3	3	6	0	8	0	0	0	1	0	32	
01	Jake Milkerrek	g	1-7	1-3	0-0	0	1	1	0	3	0	0	0	0	0	21	
10	Rainers Hermanovskis	g	0-0	0-0	0-0	0	0	0	0	0	0	0	0	0	0	9	
11	Thornton Scott	g	0-0	0-0	0-0	0	0	0	0	1	0	0	1	0	1	13	
15	Miquel Ayesa	g	0-0	0-0	0-0	0	0	0	0	0	0	0	0	0	0	3	
24	Austin Washburn	g	0-0	0-0	0-0	0	0	0	0	0	0	0	1	0	0	3	
35	Ben Wight	g	1-4	0-0	0-0	4	3	7	5	2	0	1	0	0	0	26	
Team						3 3 6											
Totals			14-50	3-17	9-10	14	15	29	16	40	6	17	0	3	0	200	
FG % 1st Half:		5-27	18.5%	2nd half:	9-23	39.1%	Game:		14-50	28.0%	Deadball Rebounds:						
3FG % 1st Half:		1-11	9.1%	2nd half:	2-6	33.3%	Game:		3-17	17.6%	1						
FT % 1st Half:		3-4	75.0%	2nd half:	6-6	100.0%	Game:		9-10	90.0%							

Virginia 76 • 4-1,0-0 ACC

#	Player	Total			3-Ptr			Rebounds			PF	TP	A	TO	Blk	Stl	Min
		FG-FGA	FG-FGA	FT-FTA	FG-FGA	FG-FGA	FT-FTA	Off	Def	Tot							
10	Sam Hauser	f	3-7	3-7	0-0	1	2	3	0	9	2	1	0	0	0	35	
30	Jay Huff	f	4-7	1-2	0-0	2	2	4	1	9	1	1	3	1	1	17	
00	Kihe Clark	g	3-6	0-1	0-0	0	2	2	1	6	4	1	0	2	3	34	
25	Trey Murphy III	g	6-9	3-6	0-1	1	3	4	1	15	3	0	0	0	0	32	
53	Tomas Woldetensae	g	1-4	1-4	2-2	0	2	2	2	5	0	0	0	1	1	16	
01	Jabri Abdur-Rahim	g	0-0	0-0	2-2	0	1	1	1	2	0	0	0	1	5		
02	Reece Beekman	g	3-6	0-1	0-0	0	2	2	0	6	4	0	0	1	11		
04	Justin Mckoy	g	1-3	0-2	1-2	0	1	1	1	3	1	0	0	0	7		
05	Jayden Nixon	g	0-0	0-0	0-0	0	0	0	0	0	0	0	0	0	2		
12	Chase Coleman	g	0-0	0-0	0-0	0	0	0	0	0	0	0	0	0	2		
13	Casey Morsell	g	3-6	0-2	0-0	0	2	2	0	6	0	1	1	1	14		
21	Kadin Shedrick	g	3-6	0-0	4-5	5	2	7	1	10	0	2	1	0	16		
22	Francisco Caffaro	g	0-0	0-0	2-2	1	1	2	1	2	0	0	0	0	4		
24	Austin Katstra	g	1-1	1-1	0-0	0	0	0	0	3	0	0	0	0	2		
33	Carson McCorkle	g	0-0	0-0	0-0	0	0	0	0	1	0	0	1	1	3		
Team						3 2 5											
Totals			28-55	9-26	11-14	13	22	35	9	76	16	7	5	8	200		
FG % 1st Half:		15-27	55.6%	2nd half:	13-28	46.4%	Game:		28-55	50.9%	Deadball Rebounds:						
3FG % 1st Half:		4-13	30.8%	2nd half:	5-13	38.5%	Game:		9-26	34.6%	2						
FT % 1st Half:		2-3	66.7%	2nd half:	9-11	81.8%	Game:		11-14	78.6%							

Officials: Brent Hampton, Tim Clougherty, Tony Henderson
 Technical fouls: William & Mary-None. Virginia-None.
 Attendance: 250
 2020-21 Men's Basketball. Round: 0. Virginia vs William & Mary. Played at John

Score by periods	1st	2nd	Total
William & Mary	14	26	40
Virginia	36	40	76



Official Basketball Box Score -- Game Totals -- Final Statistics
Virginia vs Gonzaga
 12/26/20 3:00 pm at Fort Worth, TX



Virginia 75 • 4-2,0-0 ACC

#	Player	Total			3-Ptr			Rebounds			PF	TP	A	TO	Blk	Stl	Min
		FG-FGA	FG-FGA	FT-FTA	FG-FGA	FG-FGA	FT-FTA	Off	Def	Tot							
10	Sam Hauser	f	3-11	0-4	4-4	1	4	5	1	10	1	1	0	1	33		
30	Jay Huff	f	4-5	1-1	0-0	4	2	6	4	9	0	2	3	0	13		
00	Kihe Clark	g	7-14	1-3	4-4	0	2	2	1	19	4	6	0	0	33		
02	Reece Beekman	g	1-2	1-1	0-2	0	2	2	2	3	4	3	0	0	29		
53	Tomas Woldetensae	g	2-5	2-4	0-0	0	0	0	3	6	0	0	0	1	16		
01	Jabri Abdur-Rahim	g	0-1	0-1	0-0	0	0	0	0	4	0	0	1	0	8		
04	Justin Mckoy	g	1-2	1-2	2-2	0	2	2	0	5	0	0	0	0	8		
13	Casey Morsell	g	3-6	0-3	2-2	0	1	1	2	8	0	2	0	0	18		
21	Kadin Shedrick	g	0-1	0-0	0-0	2	2	4	2	0	2	0	1	0	10		
22	Francisco Caffaro	g	0-0	0-0	0-0	0	0	0	0	0	0	0	0	0	5		
25	Trey Murphy III	g	5-7	4-6	1-2	0	3	3	1	15	2	1	0	1	27		
Team						0 0 0											
Totals			26-54	10-25	13-16	7	18	25	20	75	14	15	4	4	200		
FG % 1st Half:		12-26	46.2%	2nd half:	14-28	50.0%	Game:		26-54	48.1%	Deadball Rebounds:						
3FG % 1st Half:		4-12	33.3%	2nd half:	6-13	46.2%	Game:		10-25	40.0%	1,1						
FT % 1st Half:		3-4	75.0%	2nd half:	10-12	83.3%	Game:		13-16	81.3%							

Gonzaga 98 • 7-0,0-0 WCC

#	Player	Total			3-Ptr			Rebounds			PF	TP	A	TO	Blk	Stl	Min
		FG-FGA	FG-FGA	FT-FTA	FG-FGA	FG-FGA	FT-FTA	Off	Def	Tot							
02	Drew Timme	f	9-15	0-1	11-13	3	5	8	2	29	3	1	1	1	28		
22	Anton Watson	f	3-4	0-0	0-1	1	1	2	2	6	3	0	1	0	16		
24	Corey Kispert	f	11-15	9-13	1-2	0	1	1	3	32	3	1	0	0	30		
01	Jalen Suggs	g	3-7	0-1	2-2	2	5	7	2	8	6	1	0	4	29		
11	Joel Ayayi	g	3-6	1-4	1-2	0	4	4	2	8	2	0	0	0	35		
00	Julian Strawther	g	0-1	0-1	0-0	0	0	0	0	0	0	0	0	0	5		
03	Andrew Nembhard	g	3-3	0-0	1-1	0	4	4	1	7	8	2	0	1	30		
04	Aaron Cook	g	2-3	0-0	2-2	1	1	2	4	6	1	1	0	1	13		
10	Pavel Zakharov	g	0-1	0-0	0-0	0	0	0	0	1	0	0	0	0	2		
21	Umar Ballo	g	1-3	0-0	0-0	0	0	0	0	2	0	1	0	0	6		
55	Domnick Harris	g	0-0	0-0	0-0	1	1	2	0	0	0	0	0	1	6		
Team						0 1 1											
Totals			35-58	10-20	18-23	8	23	31	17	98	26	7	2	8	200		
FG % 1st Half:		16-30	53.3%	2nd half:	19-28	67.9%	Game:		35-58	60.3%	Deadball Rebounds:						
3FG % 1st Half:		5-11	45.5%	2nd half:	5-9	55.6%	Game:		10-20	50.0%	1						
FT % 1st Half:		7-10	70.0%	2nd half:	11-13	84.6%	Game:		18-23	78.3%							

Officials: Terry Oglesby, Kipp Kissinger, Bert Smith
 Technical fouls: Virginia-None. Gonzaga-None.
 Attendance: 2795
 2020-21 Men's Basketball. Round: 0. Gonzaga vs Virginia. Played at Dickies Arena

Score by periods	1st	2nd	Total
Virginia	31	44	75
Gonzaga	44	54	98



Official Basketball Box Score -- Game Totals -- Final Statistics
Virginia vs Notre Dame
 12/30/20 6:00 pm at Notre Dame, IN



Virginia 66 • 5-2,1-0 ACC

#	Player	Total			3-Ptr			Rebounds			PF	TP	A	TO	Blk	Stl	Min
		FG-FGA	FG-FGA	FT-FTA	FG-FGA	FG-FGA	FT-FTA	Off	Def	Tot							
10	Sam Hauser	f	5-13	3-8	0-0	2	8	10	1	13	4	1	0	0	38		
30	Jay Huff	f	7-9	1-3	0-0	0	5	5	4	15	1	2	1	0	24		
00	Kihe Clark	g	7-12	2-4	3-6	0	3	3	0	19	5	0	0	0	38		
13	Casey Morsell	g	2-9	1-3	1-2	0	2	2	3	6	1	0	1	2	27		
25	Trey Murphy III	g	2-5	1-4	0-0	1	3	4	1	5	1	0	1	0	31		
02	Reece Beekman	g	0-2	0-1	0-0	0	1	1	1	0	0	0	1	0	13		
04	Justin Mckoy	g	3-5	0-1	0-0	3	3	6	4	6	1	0	0	0	10		
21	Kadin Shedrick	g	1-1	0-0	0-0	0	1	1	0	2	0	1	0				



2020-21 BOX SCORES



Official Basketball Box Score -- Game Totals -- Final Statistics Virginia vs Boston College 01/09/21 2:00 pm at Boston, MA



Virginia 61 • 7-2,3-0 ACC

#	Player	Total		3-Ptr		Rebounds			PF	TP	A	TO	Blk	Stl	Min
		FG-FGA	FG-FGA	FT-FTA	Off	Def	Tot								
10	Sam Hauser	f	7-16	2-6	1-2	2	8	10	2	17	1	2	0	2	36
30	Jay Huff	f	7-11	0-1	4-4	2	6	8	4	18	0	2	5	1	29
00	Kihe Clark	g	6-8	0-0	0-0	0	3	3	0	12	3	1	0	0	40
02	Reece Beekman	g	0-4	0-2	4-4	0	3	3	1	4	3	0	0	0	37
25	Trey Murphy III	g	3-9	2-6	0-0	0	4	4	3	8	0	1	1	0	38
04	Justin McKoy	g	1-5	0-0	0-0	1	3	4	2	2	0	0	0	0	9
22	Francisco Caffaro	g	0-0	0-0	0-0	0	0	0	1	0	0	0	0	0	3
33	Carson McCorkle	g	0-0	0-0	0-0	0	0	0	0	0	0	0	0	0	2
53	Tomas Woldetensae	g	0-0	0-0	0-0	0	0	0	2	0	0	0	0	0	6
	Team					1	0	1			1				
	Totals		24-53	4-15	9-10	6	27	33	15	61	7	7	6	3	200

FG % 1st Half: 10-24 41.7% 2nd half: 14-29 48.3% Game: 24-53 45.3%
 3FG % 1st Half: 3-8 37.5% 2nd half: 1-7 14.3% Game: 4-15 26.7%
 FT % 1st Half: 6-6 100.0 2nd half: 3-4 75.0% Game: 9-10 90.0%

Boston College 49 • 2-9,0-5 ACC

#	Player	Total		3-Ptr		Rebounds			PF	TP	A	TO	Blk	Stl	Min
		FG-FGA	FG-FGA	FT-FTA	Off	Def	Tot								
01	CJ Felder	f	3-7	1-4	2-4	1	8	9	2	9	0	0	3	0	32
33	James Karnik	c	2-12	1-4	2-3	4	5	9	3	7	0	1	1	1	32
05	Jay Heath	g	2-10	1-3	1-2	2	4	6	1	6	3	1	0	0	33
25	DeMarr Langford	g	5-7	1-2	3-5	2	2	4	0	14	2	2	0	1	34
12	Rick Kelly	g	4-8	1-2	1-1	1	4	5	1	10	1	6	0	1	32
10	Wynston Tabbs	g	0-9	0-4	0-0	1	0	1	2	0	2	0	0	0	21
14	Kamari Williams	g	1-1	1-1	0-0	0	0	0	0	3	1	0	0	0	8
32	Justin Vander Baan	g	0-1	0-1	0-0	0	0	0	1	0	0	1	2	0	8
	Team					2	1	3							
	Totals		17-55	6-21	9-15	13	24	37	10	49	9	11	6	3	200

FG % 1st Half: 10-32 31.3% 2nd half: 7-23 30.4% Game: 17-55 30.9%
 3FG % 1st Half: 4-13 30.8% 2nd half: 2-8 25.0% Game: 6-21 28.6%
 FT % 1st Half: 2-5 40.0% 2nd half: 7-10 70.0% Game: 9-15 60.0%

Officials: Raymie Styons, Tony Henderson, John Gaffney
 Technical fouls: Virginia-None. Boston College-None.

Attendance: 27

2020-21 Men's Basketball. Round: 0. Boston College vs Virginia. Played at Silv

Score by periods	1st	2nd	Total
Virginia	29	32	61
Boston College	26	23	49



Official Basketball Box Score -- Game Totals -- Final Statistics Notre Dame vs Virginia 01/13/21 4:30 pm at Charlottesville, VA



Notre Dame 68 • 3-8,0-5 ACC

#	Player	Total		3-Ptr		Rebounds			PF	TP	A	TO	Blk	Stl	Min
		FG-FGA	FG-FGA	FT-FTA	Off	Def	Tot								
11	Juwan Durham	f	4-6	0-0	2-2	2	2	4	2	10	0	2	0	2	28
14	Nate Laszewski	f	4-8	1-4	3-4	2	6	8	0	12	2	1	0	0	33
03	Prentiss Hubb	g	4-9	0-2	1-1	0	1	2	9	3	2	0	0	0	33
05	Cormac Ryan	g	4-8	1-3	7-7	0	4	4	0	16	0	0	0	1	28
23	Dane Goodwin	g	1-8	0-6	0-0	0	3	3	0	2	1	0	0	1	32
02	Trey Wertz	g	4-9	3-5	2-2	0	3	3	1	13	4	2	0	0	24
12	Tony Sanders Jr.	g	0-0	0-0	0-0	0	0	0	0	0	0	0	0	0	1
13	Nikola Djogo	g	1-3	0-2	4-4	0	1	1	3	6	0	0	2	0	19
25	Matt Zona	g	0-0	0-0	0-0	0	0	0	0	0	0	0	0	0	1
31	Elijah Morgan	g	0-0	0-0	0-0	0	0	0	0	0	0	0	0	0	1
	Team					1	2	3							
	Totals		22-51	5-22	19-20	5	22	27	8	68	10	7	2	4	200

FG % 1st Half: 10-30 33.3% 2nd half: 12-21 57.1% Game: 22-51 43.1%
 3FG % 1st Half: 1-13 7.7% 2nd half: 4-9 44.4% Game: 5-22 22.7%
 FT % 1st Half: 4-4 100.0 2nd half: 15-16 93.8% Game: 19-20 95.0%

Virginia 80 • 8-2,4-0 ACC

#	Player	Total		3-Ptr		Rebounds			PF	TP	A	TO	Blk	Stl	Min
		FG-FGA	FG-FGA	FT-FTA	Off	Def	Tot								
10	Sam Hauser	f	6-13	1-4	2-2	0	9	9	2	15	1	0	0	0	36
30	Jay Huff	f	7-13	4-8	0-1	0	5	5	4	18	1	1	2	0	24
00	Kihe Clark	g	5-11	1-3	1-1	0	1	1	2	12	6	1	0	0	37
02	Reece Beekman	g	2-5	1-2	2-2	1	3	4	4	7	3	2	0	3	36
25	Trey Murphy III	g	4-6	2-4	0-0	0	0	0	3	10	4	1	1	0	31
13	Casey Morsell	g	6-7	3-3	0-0	0	4	4	2	15	0	0	0	0	24
22	Francisco Caffaro	g	1-2	0-0	1-1	1	0	1	0	3	1	0	0	0	12
	Team					2	3	5			3				
	Totals		31-57	12-24	6-7	4	25	29	17	80	16	8	3	3	200

FG % 1st Half: 14-27 51.9% 2nd half: 17-30 56.7% Game: 31-57 54.4%
 3FG % 1st Half: 7-14 50.0% 2nd half: 5-10 50.0% Game: 12-24 50.0%
 FT % 1st Half: 2-2 100.0 2nd half: 4-5 80.0% Game: 6-7 85.7%

Officials: Earl Walton, Clarence Armstrong, Jeffrey Anderson
 Technical fouls: Notre Dame-None. Virginia-None.

Attendance: 250

2020-21 Men's Basketball. Round: 0. Notre Dame vs Virginia. Played at John P

Score by periods	1st	2nd	Total
Notre Dame	25	43	68
Virginia	37	43	80



Official Basketball Box Score -- Game Totals -- Final Statistics Virginia vs Clemson 01/16/21 6:00 pm at Clemson, SC



Virginia 85 • 9-2,5-0 ACC

#	Player	Total		3-Ptr		Rebounds			PF	TP	A	TO	Blk	Stl	Min
		FG-FGA	FG-FGA	FT-FTA	Off	Def	Tot								
10	Sam Hauser	f	5-7	4-5	0-0	0	8	8	0	14	2	2	1	1	29
30	Jay Huff	f	5-12	2-6	0-0	1	6	7	3	12	5	0	0	0	25
00	Kihe Clark	g	5-7	0-2	2-2	0	0	0	0	12	5	0	0	1	27
02	Reece Beekman	g	4-7	0-1	0-0	1	4	5	0	8	6	1	0	2	29
25	Trey Murphy III	g	5-5	3-3	0-0	0	3	3	1	13	1	0	0	0	20
01	Jabri Abdur-Rahim	g	1-2	0-0	0-0	0	0	0	0	2	1	0	0	0	4
04	Justin McKoy	g	0-2	0-0	0-0	1	1	1	0	0	0	0	0	0	5
12	Chase Coleman	g	0-0	0-0	0-0	0	0	0	0	0	0	0	0	0	1
13	Casey Morsell	g	2-5	1-3	0-0	1	0	1	0	5	0	0	0	0	22
22	Francisco Caffaro	g	1-1	0-0	0-0	2	0	2	4	2	0	3	0	0	13
24	Austin Katstra	g	0-0	0-0	0-0	0	0	0	0	0	0	0	0	0	1
33	Carson McCorkle	g	1-1	1-1	0-0	0	1	1	0	3	1	0	0	0	4
53	Tomas Woldetensae	g	5-7	4-6	0-0	0	5	5	0	14	1	1	0	2	20
	Team					0	0	0							
	Totals		34-56	15-27	2-2	6	27	33	8	85	22	7	1	6	200

FG % 1st Half: 13-25 52.0% 2nd half: 21-31 67.7% Game: 34-56 60.7%
 3FG % 1st Half: 5-13 38.5% 2nd half: 10-14 71.4% Game: 15-27 55.6%
 FT % 1st Half: 2-2 100.0 2nd half: 0-0 0.0% Game: 2-2 100.0

Clemson 50 • 9-2,3-2 ACC

#	Player	Total		3-Ptr		Rebounds			PF	TP	A	TO	Blk	Stl	Min
		FG-FGA	FG-FGA	FT-FTA	Off	Def	Tot								
01	Jonathan Baehre	f	0-1	0-1	0-0	0	0	0	1	0	0	0	0	0	11
25	Aamir Simms	f	1-9	0-4	0-0	2	3	5	1	2	2	0	2	0	25
00	Clyde Trapp	g	2-4	1-2	1-2	0	5	5	1	6	1	0	0	0	27
02	Al-Amir Dawes	g	0-4	0-1	0-0	0	0	0	1	0	1	1	0	0	20
12	Alex Hemenway	g	2-5	2-5	0-0	0	1	1	1	6	0	1	0	1	16
03	Chase Hunter	g	2-3	0-0	0-0	0	1	1	0	4	0	1	0	0	16
04	Nick Honor	g	3-7	0-3	0-0	1	0	1	0	6	2	1	0	0	24
05	Hunter Tyson	g	3-5	1-3	0-0	0	2	2	2	7	1	2	0	0	18
10	Olivier-Maxence Pros	g	1-2	0-0	2-2	0	1	1	0	4	0	1	0	0	12
11	Parker Fox	g	0-0	0-0	0-0	0	0	0	0	0	0	0	0	0	1
15	John Newman III	g	3-5	1-2	0-0	0	1	1	0	7	0	1	0	0	10
20	O'Neill McBride	g	0-0	0-0	0-0	0	0	0	0	0	0	0	0	0	1
21	Wells Hoag	g	0-0	0-0	0-0	0	0	0	0	0	0	0	0	0	1
22	Lynn Kidd	g	0-0	0-0	0-0	0	0	0	0	0	0	0	0	0	4
24	PJ Hall	g	4-7	0-2	0-0	1	2	3	1	8	0	0	0	1	14
	Team					1	0	1			1				
	Totals		21-52	5-23	3-4	5	16	21	8	50	7	9	2	2	200

FG % 1st Half: 7-24 29.2% 2nd half: 14-28 50.0% Game: 21-52 40.4%
 3FG % 1st Half: 2-12 16.7% 2nd half: 3-11 27.3% Game: 5-23 21.7%
 FT % 1st Half: 1-2 50.0% 2nd half: 2-2 100.0% Game: 3-4 75.0%

Officials: Mark Schnur, Kipp Kissinger, Ted Valentine
 Technical fouls: Virginia-None. Clemson-None.

Attendance: 1876

2020-21 Men's Basketball. Round: 0. Clemson vs Virginia. Played at Littlejohn

Score by periods	1st
------------------	-----

2020-21 BOX SCORES



Official Basketball Box Score -- Game Totals -- Final Statistics
Syracuse vs Virginia
 01/25/21 7:00 pm at Charlottesville, VA



Syracuse 58 • 9-5,3-4 ACC

#	Player	Total			3-Ptr			Rebounds			PF	TP	A	TO	Blk	Stl	Min
		FG	FGA	FT	FTA	Off	Def	Tot									
01	Quincy Guerrier	f	6-16	0-2	3-3	2	5	7	1	15	0	1	0	3	37		
21	Marek Dolezal	f	3-6	0-0	2-2	0	6	6	1	8	3	1	0	3	40		
00	Alan Griffin	g	4-11	1-5	4-5	1	7	8	2	13	2	0	0	1	36		
11	Joseph Girard III	g	3-7	2-6	0-0	0	1	1	0	8	2	2	0	0	26		
03	Buddy Boehem	g	4-13	1-8	0-0	0	1	1	1	9	2	5	0	2	34		
35	Kadary Richmond	g	1-3	0-0	0-0	0	2	2	3	2	1	3	2	0	20		
20	Robert Braswell	g	1-3	1-3	0-0	0	1	1	2	3	0	0	0	0	7		
Team						1	1	2									
Totals			22-59	5-24	9-10	4	24	28	10	58	10	12	2	9	200		

FG % 1st Half: 12-30 40.0% 2nd half: 10-29 34.5% Game: 22-59 37.3% Deadball Rebounds 0
 3FG % 1st Half: 2-11 18.2% 2nd half: 3-13 23.1% Game: 5-24 20.8%
 FT % 1st Half: 0-1 0.0% 2nd half: 9-9 100.0% Game: 9-10 90.0%

Virginia 81 • 11-2,7-0 ACC

#	Player	Total			3-Ptr			Rebounds			PF	TP	A	TO	Blk	Stl	Min
		FG	FGA	FT	FTA	Off	Def	Tot									
10	Sam Hauser	f	7-16	7-13	0-0	1	6	7	3	21	3	1	1	1	38		
30	Jay Huff	f	8-11	1-1	4-4	2	10	12	2	21	2	3	2	1	32		
00	Kihe Clark	g	2-6	0-1	0-0	1	3	4	0	4	9	2	0	2	36		
02	Reece Beekman	g	2-3	1-1	5-6	1	4	5	1	10	5	2	0	2	34		
25	Trey Murphy III	g	6-14	4-10	0-0	0	7	7	2	16	2	2	2	1	31		
01	Jabri Abdur-Rahim	g	0-1	0-1	0-0	0	0	0	0	0	0	0	0	0	2		
04	Justin McKoy	g	0-0	0-0	0-0	0	0	0	0	0	0	0	0	0	2		
13	Casey Morsell	g	3-5	1-3	0-0	0	2	2	0	7	0	1	0	0	7		
22	Francisco Caffaro	g	1-2	0-0	0-1	1	1	2	0	2	0	0	0	0	8		
33	Carson McCorkle	g	0-0	0-0	0-0	0	0	0	0	0	0	0	0	0	1		
53	Tomas Woldetensae	g	0-1	0-1	0-0	0	1	1	0	0	2	2	0	0	9		
Team						1	0	1									
Totals			29-59	14-31	9-11	7	34	41	8	81	23	13	5	7	200		

FG % 1st Half: 14-31 45.2% 2nd half: 15-28 53.6% Game: 29-59 49.2% Deadball Rebounds 1
 3FG % 1st Half: 7-17 41.2% 2nd half: 7-14 50.0% Game: 14-31 45.2%
 FT % 1st Half: 0-1 0.0% 2nd half: 9-10 90.0% Game: 9-11 81.8%

Officials: Kipp Kissinger, Keith Kimble, Doug Shows
 Technical fouls: Syracuse-None. Virginia-None.
 Attendance: 250
 2020-21 Men's Basketball. Round: 0. Syracuse vs Virginia. Played at John Paul

Score by periods	1st	2nd	Total
Syracuse	26	32	58
Virginia	35	46	81



Official Basketball Box Score -- Game Totals -- Final Statistics
Virginia vs Virginia Tech
 01/30/21 6:00 pm at Blacksburg, VA



Virginia 51 • 11-3,7-1 ACC

#	Player	Total			3-Ptr			Rebounds			PF	TP	A	TO	Blk	Stl	Min
		FG	FGA	FT	FTA	Off	Def	Tot									
10	Sam Hauser	f	4-10	2-7	0-0	2	3	5	3	10	1	0	0	1	34		
30	Jay Huff	f	5-7	3-3	0-0	1	3	4	4	13	1	2	1	1	23		
00	Kihe Clark	g	4-13	3-6	0-0	1	1	2	0	11	0	2	0	1	34		
02	Reece Beekman	g	0-5	0-3	1-2	0	1	1	1	3	1	3	1	0	33		
25	Trey Murphy III	g	3-7	2-5	2-2	1	5	6	3	10	1	1	0	1	34		
04	Justin McKoy	g	1-1	0-0	0-0	0	2	2	1	2	0	0	0	0	4		
13	Casey Morsell	g	2-7	0-4	0-0	0	1	1	1	4	2	0	0	1	25		
22	Francisco Caffaro	g	0-0	0-0	0-0	0	2	2	3	0	0	2	0	0	5		
53	Tomas Woldetensae	g	0-2	0-0	0-0	0	0	0	0	0	1	0	0	1	8		
Team						0	1	1									
Totals			19-52	10-28	3-4	5	19	24	16	51	9	9	1	6	200		

FG % 1st Half: 11-25 44.0% 2nd half: 8-27 29.6% Game: 19-52 36.5% Deadball Rebound 1
 3FG % 1st Half: 7-15 46.7% 2nd half: 3-13 23.1% Game: 10-28 35.7%
 FT % 1st Half: 0-0 0.0% 2nd half: 3-4 75.0% Game: 3-4 75.0%

Virginia Tech 65 • 13-3,7-2 ACC

#	Player	Total			3-Ptr			Rebounds			PF	TP	A	TO	Blk	Stl	Min
		FG	FGA	FT	FTA	Off	Def	Tot									
22	Keve Aluma	f	10-15	2-3	7-8	2	8	10	0	29	4	0	1	0	36		
25	Justyn Mutts	f	2-7	0-2	0-0	1	7	8	2	4	2	2	0	0	34		
03	Wabissa Bede	g	2-3	1-1	2-2	0	4	4	4	7	5	3	1	1	35		
04	Nahiem Alleyne	g	1-4	1-1	0-0	0	4	4	1	3	1	3	0	0	29		
15	Jalen Cone	g	2-6	2-6	0-0	0	2	2	1	6	0	2	0	0	26		
00	Hunter Cattoor	g	5-7	3-5	2-2	0	1	1	0	15	1	0	2	1	31		
05	David N'Guessan	g	0-1	0-0	1-2	1	0	1	0	1	0	1	0	0	7		
21	John Ojiako	g	0-1	0-0	0-0	0	0	0	0	0	0	0	0	0	2		
Team						0	0	0									
Totals			22-44	9-18	12-14	4	26	30	8	65	13	12	4	2	200		

FG % 1st Half: 8-21 38.1% 2nd half: 14-23 60.9% Game: 22-44 50.0% Deadball Rebound 1,2
 3FG % 1st Half: 2-8 25.0% 2nd half: 7-10 70.0% Game: 9-18 50.0%
 FT % 1st Half: 3-4 75.0% 2nd half: 9-10 90.0% Game: 12-14 85.7%

Officials: Jerry Heater, Clarence Armstrong, Jamie Luckie
 Technical fouls: Virginia-None. Virginia Tech-None.
 Attendance: 250
 2020-21 Men's Basketball. Round: 0. Virginia vs Virginia Tech. Played at Casse

Score by periods	1st	2nd	Total
Virginia	29	22	51
Virginia Tech	21	44	65



Official Basketball Box Score -- Game Totals -- Final Statistics
Virginia vs NC State
 02/03/21 9:00 pm at Raleigh, NC



Virginia 64 • 12-3,8-1 ACC

#	Player	Total			3-Ptr			Rebounds			PF	TP	A	TO	Blk	Stl	Min
		FG	FGA	FT	FTA	Off	Def	Tot									
10	Sam Hauser	f	5-11	2-6	6-6	2	3	5	2	18	1	1	0	0	38		
30	Jay Huff	f	5-12	1-6	1-1	0	6	6	3	12	3	1	1	2	33		
00	Kihe Clark	g	2-3	1-2	3-4	0	2	2	3	8	6	3	0	2	36		
02	Reece Beekman	g	2-3	0-0	4-5	0	5	5	0	8	1	3	2	0	37		
25	Trey Murphy III	g	5-8	2-3	6-6	1	4	5	3	18	0	1	0	0	34		
04	Justin McKoy	g	0-0	0-0	0-0	0	1	1	0	0	0	0	0	0	2		
13	Casey Morsell	g	0-3	0-0	0-0	0	0	0	0	1	0	2	0	1	12		
22	Francisco Caffaro	g	0-0	0-0	0-0	0	0	0	0	0	0	0	0	0	5		
53	Tomas Woldetensae	g	0-1	0-0	0-0	0	0	0	0	1	0	0	0	0	3		
Team						0	0	0									
Totals			19-41	6-17	20-22	3	21	24	13	64	12	11	3	5	200		

FG % 1st Half: 10-19 52.6% 2nd half: 9-22 40.9% Game: 19-41 46.3% Deadball Rebounds 1
 3FG % 1st Half: 4-8 50.0% 2nd half: 2-9 22.2% Game: 6-17 35.3%
 FT % 1st Half: 4-4 100.0% 2nd half: 16-18 88.9% Game: 20-22 90.9%

NC State 57 • 7-7,3-6 ACC

#	Player	Total			3-Ptr			Rebounds			PF	TP	A	TO	Blk	Stl	Min
		FG	FGA	FT	FTA	Off	Def	Tot									
04	Jericole Hellems	f	9-15	3-6	2-2	1	4	5	5	23	0	1	0	1	37		
15	Manny Bates	f	4-8	0-0	1-2	4	0	4	3	9	1	1	0	0	25		
01	Dereon Seabron	g	1-6	0-1	0-0	2	1	3	0	2	0	1	0	1	17		
05	Thomas Allen	g	1-6	1-3	0-0	0	3	3	1	3	1	0	1	1	25		
10	Braxton Beverly	g	2-5	0-3	1-3	0	4	4	3	5	2	1	0	1	36		
00	DJ Funderburk	g	3-8	0-0	3-5	2	3	5	3	9	0	2	0	1	17		
02	Shakeel Moore	g	1-2	0-1	0-0	0	2	2	1	2	0	2	0	1	19		
03	Cam Hayes	g	2-3	0-0	0-0	0	2	2	0	4	3	2	0	0	24		
Team						2	1	3									
Totals			23-53	4-14	7-12	11	20	31	16	57	9	12	0	6	200		

FG % 1st Half: 10-28 35.7% 2nd half: 13-25 52.0% Game: 23-53 43.4% Deadball Rebounds 3
 3FG % 1st Half: 2-6 33.3% 2nd half: 2-8 25.0% Game: 4-14 28.6%
 FT % 1st Half: 2-3 66.7% 2nd half: 5-9 55.6% Game: 7-12 58.3%

Officials: Jeffery Clark, Bert Smith, Ted Valentine
 Technical fouls: Virginia-None. NC State-None.
 Attendance: 25
 2020-21 Men's Basketball. Round: 0. NC State vs Virginia. Played at PNC Arena.

||
||
||



2020-21 BOX SCORES

2021-22 VIRGINIA MEN'S BASKETBALL



Official Basketball Box Score -- Game Totals -- Final Statistics Virginia vs Georgia Tech 02/10/21 7:00 pm at Atlanta, GA



Virginia 57 • 14-3,10-1 ACC

#	Player	F	Total			3-Ptr			Rebounds			PF	TP	A	TO	Blk	Stl	Min
			FG-FGA	FG-FGA	FT-FTA	Off	Def	Off	Def	Off	Def							
10	Sam Hauser	f	4-7	0-1	0-0	0	10	10	1	8	5	1	0	1	40			
30	Jay Huff	f	3-5	0-2	0-0	1	8	9	3	6	1	2	4	1	38			
00	Kihe Clark	g	5-13	4-8	0-0	1	2	3	1	14	6	1	0	0	38			
02	Reece Beekman	g	3-7	1-3	0-0	0	5	5	1	7	2	4	2	0	24			
25	Trey Murphy III	g	7-11	2-4	2-2	1	4	5	3	18	1	3	1	0	38			
13	Casey Morsell	g	0-1	0-1	0-0	0	0	0	0	0	0	1	0	0	2			
21	Kadin Shedrick	g	0-0	0-0	0-0	0	0	0	0	0	0	0	0	0	2			
53	Tomas Woldetensae	g	2-5	0-1	0-0	0	1	1	0	4	1	0	0	0	18			
Team						2	0	2										
Totals			24-49	7-20	2-2	5	30	35	9	57	16	17	7	2	200			

FG % 1st Half: 8-24 33.3% 2nd half: 16-25 64.0% Game: 24-49 49.0%
 3FG % 1st Half: 2-10 20.0% 2nd half: 5-10 50.0% Game: 7-20 35.0%
 FT % 1st Half: 2-2 100.0% 2nd half: 0-0 0.0% Game: 2-2 100.0%

Georgia Tech 49 • 9-7,5-5 ACC

#	Player	F	Total			3-Ptr			Rebounds			PF	TP	A	TO	Blk	Stl	Min
			FG-FGA	FG-FGA	FT-FTA	Off	Def	Off	Def	Off	Def							
04	Jordan Usher	f	4-9	0-3	4-5	0	3	3	1	12	4	0	1	0	35			
05	Moses Wright	f	4-11	0-2	0-0	2	4	6	2	8	1	2	0	1	31			
00	Michael Devoe	g	1-10	0-5	0-0	0	3	3	0	2	3	2	1	0	34			
03	Bubba Parham	g	1-4	1-3	2-2	0	3	3	2	5	0	0	0	3	35			
10	Jose Alvarado	g	7-12	2-5	2-2	0	3	3	1	18	2	4	0	1	40			
01	Kyle Sturdivant	g	0-0	0-0	1-2	0	0	0	1	1	1	0	0	0	11			
12	Khalid Moore	g	1-4	1-3	0-0	0	0	0	2	3	0	0	0	1	14			
Team						1	2	3										
Totals			18-50	4-21	9-11	3	18	21	9	49	11	8	2	6	200			

FG % 1st Half: 9-28 32.1% 2nd half: 9-22 40.9% Game: 18-50 36.0%
 3FG % 1st Half: 3-10 30.0% 2nd half: 1-11 9.1% Game: 4-21 19.0%
 FT % 1st Half: 5-5 100.0% 2nd half: 4-6 66.7% Game: 9-11 81.8%

Officials: Doug Shows, Kipp Kissinger, Mike Stephens
 Technical fouls: Virginia-None. Georgia Tech-None.

Attendance: 1200
 2020-21 Men's Basketball. Round: 0. Georgia Tech vs Virginia. Played at McCami

Score by periods	1st	2nd	Total
Virginia	20	37	57
Georgia Tech	26	23	49

Points	In	Off	2nd	Fast	Bench
VA	Paint	T/O	Chance	Break	
VA	26	17	4	3	4
GT	26	17	4	3	4

Last FG - VA 2nd-00:49, GT 2nd-01:07.
 Largest lead - VA by 8 2nd-03:15, GT by 6 1st-09:16.
 VA led for 13:32. GT led for 23:51. Game was tied for 02:37.

Score tied - 2 times.
 Lead changed - 4 times.



Official Basketball Box Score -- Game Totals -- Final Statistics North Carolina vs Virginia 02/13/21 6:00 pm at Charlottesville, VA



North Carolina 48 • 12-7,7-5 ACC

#	Player	F	Total			3-Ptr			Rebounds			PF	TP	A	TO	Blk	Stl	Min
			FG-FGA	FG-FGA	FT-FTA	Off	Def	Off	Def	Off	Def							
05	Armando Bacot	f	3-7	0-0	1-3	2	8	10	3	7	2	0	1	0	24			
15	Garrison Brooks	f	2-7	0-0	1-2	1	5	6	2	5	1	1	0	0	24			
01	Leaky Black	g	0-4	0-3	0-0	1	2	3	2	0	1	0	0	0	19			
02	Caleb Love	g	2-9	0-3	0-0	1	4	5	2	4	3	1	0	1	25			
24	Kerwin Walton	g	3-7	2-6	0-0	0	1	1	0	8	0	1	0	1	26			
00	Anthony Harris	g	0-1	0-1	1-2	0	0	0	2	1	0	1	0	1	11			
23	Andrew Platek	g	0-1	0-1	0-0	0	0	0	1	0	1	0	0	0	13			
04	RJ Davis	g	3-8	0-2	0-0	1	0	1	2	6	0	2	0	2	24			
11	Day/Ron Sharpe	g	3-8	0-0	1-1	2	5	7	1	6	3	1	1	1	19			
13	Walker Kessler	g	3-5	0-0	3-4	2	3	5	3	9	0	0	0	0	11			
22	Walker Miller	g	0-0	0-0	0-0	0	1	1	0	0	0	0	0	0	1			
25	Creighton Lebo	g	1-1	0-0	0-0	0	0	0	0	0	0	0	0	0	1			
34	Duwe Farris	g	0-0	0-0	0-0	0	0	0	0	0	0	0	0	0	1			
35	Ryan McAdoo	g	0-0	0-0	0-0	0	0	0	0	0	0	0	0	0	1			
Team						2	2	2										
Totals			20-58	2-16	6-12	12	29	41	18	48	11	8	2	6	200			

FG % 1st Half: 8-32 25.0% 2nd half: 12-26 46.2% Game: 20-58 34.5%
 3FG % 1st Half: 0-9 0.0% 2nd half: 2-7 28.6% Game: 2-16 12.5%
 FT % 1st Half: 2-5 40.0% 2nd half: 4-7 57.1% Game: 6-12 50.0%

Virginia 60 • 15-3,11-1 ACC

#	Player	F	Total			3-Ptr			Rebounds			PF	TP	A	TO	Blk	Stl	Min
			FG-FGA	FG-FGA	FT-FTA	Off	Def	Off	Def	Off	Def							
10	Sam Hauser	f	5-14	4-6	3-4	2	3	5	1	17	2	1	0	1	36			
30	Jay Huff	f	6-10	3-5	3-5	2	10	12	1	18	0	0	4	0	34			
00	Kihe Clark	g	2-8	0-3	2-4	0	2	2	1	6	5	4	0	0	34			
02	Reece Beekman	g	0-3	0-1	1-2	0	0	8	2	1	7	1	1	1	32			
25	Trey Murphy III	g	4-5	2-3	2-2	0	0	0	2	12	1	0	0	2	25			
01	Jabri Abdur-Rahim	g	0-0	0-0	0-0	0	0	0	0	0	0	0	0	0	1			
13	Casey Morsell	g	1-3	0-0	0-0	0	1	1	2	2	0	0	0	0	8			
21	Kadin Shedrick	g	0-0	0-0	0-0	0	0	0	0	3	0	0	0	0	6			
22	Francisco Caffaro	g	0-0	0-0	1-2	1	1	2	1	1	0	0	0	0	3			
33	Carson McCorkle	g	0-0	0-0	0-0	0	0	0	0	0	0	0	0	0	1			
53	Tomas Woldetensae	g	1-5	1-4	0-0	0	2	2	1	3	1	0	0	0	20			
Team						1	1	2										
Totals			19-48	10-22	12-19	6	28	34	14	60	16	6	5	4	200			

FG % 1st Half: 9-24 37.5% 2nd half: 10-24 41.7% Game: 19-48 39.6%
 3FG % 1st Half: 6-12 50.0% 2nd half: 4-10 40.0% Game: 10-22 45.5%
 FT % 1st Half: 3-6 50.0% 2nd half: 9-13 69.2% Game: 12-19 63.2%

Officials: Earl Walton, Pat Driscoll, Bert Smith
 Technical fouls: North Carolina-None. Virginia-None.

Attendance: 250
 2020-21 Men's Basketball. Round: 0. North Carolina vs Virginia. Played at John

Score by periods	1st	2nd	Total
North Carolina	18	30	48
Virginia	27	33	60

Points	In	Off	2nd	Fast	Bench
NC	Paint	T/O	Chance	Break	
NC	28	8	13	6	24
VA	12	9	6	5	6

Last FG - NC 2nd-00:28, VA 2nd-01:16.
 Largest lead - NC by 2 1st-17:08, VA by 17 1st-10:12.
 NC led for 00:34. VA led for 36:34. Game was tied for 02:52.

Score tied - 0 times.
 Lead changed - 1 time.



Official Basketball Box Score -- Game Totals -- Final Statistics Virginia vs Florida St. 02/15/21 7:00 pm at Tallahassee, FL



Virginia 60 • 15-4,11-2 ACC

#	Player	F	Total			3-Ptr			Rebounds			PF	TP	A	TO	Blk	Stl	Min
			FG-FGA	FG-FGA	FT-FTA	Off	Def	Off	Def	Off	Def							
10	Sam Hauser	f	3-7	2-5	3-3	0	5	5	3	11	0	2	0	1	30			
30	Jay Huff	f	2-6	0-3	0-0	0	2	2	3	4	1	3	2	0	31			
00	Kihe Clark	g	5-7	0-0	2-5	0	3	3	0	12	4	3	0	1	37			
02	Reece Beekman	g	0-4	0-1	0-0	0	2	2	1	0	3	0	1	0	30			
25	Trey Murphy III	g	5-10	3-7	0-0	1	4	5	1	13	3	1	0	0	32			
01	Jabri Abdur-Rahim	g	0-1	0-1	0-0	0	0	0	0	0	0	1	0	0	2			
04	Justin McKoy	g	2-4	1-1	0-0	2	0	2	0	5	0	0	0	0	6			
13	Casey Morsell	g	1-3	0-1	1-2	1	1	2	3	3	2	1	0	0	12			
21	Kadin Shedrick	g	0-0	0-0	0-0	0	1	1	2	0	0	0	0	0	5			
23	Kody Statmann	g	0-0	0-0	0-0	0	0	0	0	0	0	1	0	0	1			
33	Carson McCorkle	g	0-0	0-0	0-0	0	0	0	0	0	0	0	0	0	1			
53	Tomas Woldetensae	g	4-5	3-4	1-2	0	1	1	2	12	1	2	0	1	13			
Team						0	2	2										
Totals			22-47	9-23	7-12	4	21	25	15	60	14	13	4	3	200			

FG % 1st Half: 10-23 43.5% 2nd half: 12-24 50.0% Game: 22-47

2020-21 BOX SCORES



Official Basketball Box Score -- Game Totals -- Final Statistics
NC State vs Virginia
02/24/21 6:30 pm at Charlottesville, VA



NC State 68 • 11-9,7-8 ACC

#	Player	Total			3-Ptr			Rebounds			PF	TP	A	TO	Blk	Stl	Min
		FG	FGA	FT	FTA	Off	Def	Tot									
00	DJ Funderburk	f	5-10	0-1	4-5	0	6	6	1	14	1	2	1	1	1	31	
04	Jericole Helms	f	2-7	1-3	3-4	2	6	8	3	8	3	0	0	0	0	38	
15	Manny Bates	f	3-6	0-0	2-2	0	3	3	2	8	3	2	1	0	28		
01	Dereon Seabron	g	2-5	0-1	1-2	0	3	3	0	5	3	3	1	1	29		
03	Cam Hayes	g	3-5	3-4	7-8	0	3	3	1	16	0	0	0	0	20		
02	Shakeel Moore	g	4-9	0-1	4-5	1	3	4	3	12	1	2	1	0	24		
10	Braxton Beverly	g	1-2	1-2	2-2	0	1	1	2	5	1	0	0	2	20		
	Team					3	0	3									
Totals			20-44	5-12	23-28	6	25	31	12	68	12	9	4	6	200		

FG % 1st Half: 12-25 48.0% 2nd half: 8-19 42.1% Game: 20-44 45.5%
 3FG % 1st Half: 3-7 42.9% 2nd half: 2-5 40.0% Game: 5-12 41.7%
 FT % 1st Half: 2-4 50.0% 2nd half: 21-24 87.5% Game: 23-28 82.1%

Virginia 61 • 15-6,11-4 ACC

#	Player	Total			3-Ptr			Rebounds			PF	TP	A	TO	Blk	Stl	Min
		FG	FGA	FT	FTA	Off	Def	Tot									
10	Sam Hauser	f	7-16	5-11	2-2	0	2	2	3	21	0	0	0	0	37		
30	Jay Huff	f	6-12	1-6	6-6	4	7	11	3	19	0	1	5	3	33		
00	Kihe Clark	g	2-7	1-1	6-6	0	3	3	4	11	7	3	0	0	39		
02	Reece Beekman	g	1-5	0-2	0-0	0	2	2	2	2	3	2	0	1	30		
25	Trey Murphy III	g	1-5	0-4	0-0	0	1	1	5	2	2	2	0	0	19		
04	Justin McKoy	g	2-3	0-0	0-0	3	0	3	1	4	1	0	0	0	16		
13	Casey Morsell	g	0-3	0-1	0-0	0	1	1	0	0	0	0	0	1	11		
22	Francisco Caffaro	g	1-3	0-0	0-0	0	1	1	2	0	0	0	1	0	15		
	Team					2	4	6									
Totals			20-54	7-25	14-14	9	21	30	19	61	13	8	6	5	200		

FG % 1st Half: 10-27 37.0% 2nd half: 10-27 37.0% Game: 20-54 37.0%
 3FG % 1st Half: 1-9 11.1% 2nd half: 6-16 37.5% Game: 7-25 28.0%
 FT % 1st Half: 2-2 100.0 2nd half: 12-12 100.0 Game: 14-14 100.0

Officials: Keith Kimble, Bert Smith, Ron Groover
 Technical fouls: NC State-None. Virginia-None.
 Attendance: 2020-21 Men's Basketball. Round: 0. NC State vs Virginia. Played at John Paul

Score by periods	1st	2nd	Total
NC State	29	39	68
Virginia	23	38	61

Last FG - ST 2nd-03:06, VA 2nd-00:18.
 Largest lead - ST by 14 1st-06:05, VA by 2 2nd-14:31.
 ST led for 35:08, VA led for 00:48. Game was tied for 04:04.

In Paint 30 9 2 0 17
 Off T/O 9 2 0 0 17
 2nd Chance 5 8 0 0 6
 Fast Break 0 0 0 0 0
 Bench 17 0 0 0 6
 Score tied - 3 times.
 Lead changed - 2 times.



Official Basketball Box Score -- Game Totals -- Final Statistics
Miami (FL) vs Virginia
03/01/21 6:00 pm at Charlottesville, VA



Miami (FL) 51 • 7-16,3-15 ACC

#	Player	Total			3-Ptr			Rebounds			PF	TP	A	TO	Blk	Stl	Min
		FG	FGA	FT	FTA	Off	Def	Tot									
01	Anthony Walker	f	3-10	0-2	2-2	1	9	10	3	8	1	1	1	1	2	36	
03	Nysier Brooks	c	2-4	0-1	1-2	0	0	0	1	5	1	3	0	1	38		
02	Isaiah Wong	g	3-13	2-3	2-2	1	6	7	3	10	2	4	1	0	37		
04	Elijah Olaniyi	g	5-12	2-5	0-0	1	5	6	2	12	0	1	2	1	40		
23	Kameron McGusty	g	6-11	0-3	2-2	0	5	5	1	14	1	2	0	1	37		
10	Filippos Gkogkos	g	0-0	0-0	0-0	0	0	0	0	0	0	0	0	0	0+		
15	Willie Herenton	g	0-1	0-1	0-0	0	0	0	0	0	0	0	0	0	6		
22	Deng Gak	g	1-1	0-0	0-0	0	0	0	1	2	0	0	0	0	6		
	Team					3	1	4									
Totals			20-52	4-15	7-8	6	26	32	11	51	5	11	4	5	200		

FG % 1st Half: 12-25 48.0% 2nd half: 8-27 29.6% Game: 20-52 38.5%
 3FG % 1st Half: 2-7 28.6% 2nd half: 2-8 25.0% Game: 4-15 26.7%
 FT % 1st Half: 4-4 100.0 2nd half: 3-4 75.0% Game: 7-8 87.5%

Virginia 62 • 16-6,12-4 ACC

#	Player	Total			3-Ptr			Rebounds			PF	TP	A	TO	Blk	Stl	Min
		FG	FGA	FT	FTA	Off	Def	Tot									
10	Sam Hauser	f	7-13	4-9	0-0	0	6	6	1	18	1	0	2	1	32		
30	Jay Huff	f	2-10	1-3	2-2	3	4	7	2	7	0	1	1	0	24		
00	Kihe Clark	g	1-4	0-0	0-0	0	3	3	1	2	5	1	0	1	28		
25	Trey Murphy III	g	3-9	2-5	4-4	1	5	6	1	12	2	2	0	3	29		
53	Tomas Woldetensae	g	1-3	1-3	0-0	0	2	2	1	3	1	1	0	2	15		
02	Reece Beekman	g	2-3	0-0	0-0	0	0	0	1	4	0	0	0	0	28		
04	Justin McKoy	g	4-8	0-1	0-1	1	5	6	0	8	0	1	0	2	21		
05	Jayden Nixon	g	0-0	0-0	0-0	0	0	0	0	0	0	0	0	0	0+		
11	Malachi Poindexter	g	0-0	0-0	0-0	0	0	0	0	0	0	0	0	0	0+		
12	Chase Coleman	g	1-1	0-0	0-0	0	0	0	1	2	0	0	0	0	0+		
13	Casey Morsell	g	1-4	0-1	0-0	0	0	0	0	2	0	0	1	0	15		
22	Francisco Caffaro	g	1-2	0-0	2-2	1	2	3	0	4	0	0	0	0	8		
24	Austin Katstra	g	0-0	0-0	0-0	0	0	0	0	0	0	0	0	0	0+		
	Team					2	0	2									
Totals			23-57	8-22	8-9	8	27	35	8	62	13	8	4	9	200		

FG % 1st Half: 14-29 48.3% 2nd half: 9-28 32.1% Game: 23-57 40.4%
 3FG % 1st Half: 5-9 55.6% 2nd half: 3-13 23.1% Game: 8-22 36.4%
 FT % 1st Half: 8-9 88.9% 2nd half: 0-0 0.0% Game: 8-9 88.9%

Officials: Pat Driscoll, Mike Roberts, James Breeding
 Technical fouls: Miami (FL)-None. Virginia-None.
 Attendance: 2020-21 Men's Basketball. Round: 0. Miami (FL) vs Virginia. Played at John Pau

Score by periods	1st	2nd	Total
Miami (FL)	30	21	51
Virginia	41	21	62

Last FG - UM 2nd-00:07, VA 2nd-00:15.
 Largest lead - UM by 3 1st-12:43, VA by 13 2nd-17:29.

In Paint 26 4 6 8 2
 Off T/O 26 13 4 3 20
 2nd Chance 4 6 3 2 0
 Fast Break 8 3 0 0 0
 Bench 2 0 0 0 0
 Score tied - 4 times.
 Lead changed - 11 times.



Official Basketball Box Score -- Game Totals -- Final Statistics
Virginia vs Louisville
03/06/21 4:00 pm at Louisville, KY



Virginia 68 • 17-6,13-4 ACC

#	Player	Total			3-Ptr			Rebounds			PF	TP	A	TO	Blk	Stl	Min
		FG	FGA	FT	FTA	Off	Def	Tot									
10	Sam Hauser	f	9-14	2-5	4-4	0	8	8	4	24	1	1	2	0	30		
30	Jay Huff	f	5-6	0-1	0-0	1	5	6	2	10	0	2	4	0	26		
00	Kihe Clark	g	1-7	0-1	0-0	0	1	1	3	2	3	2	1	1	32		
02	Reece Beekman	g	2-4	0-1	2-2	0	3	3	2	6	4	0	0	0	37		
25	Trey Murphy III	g	7-12	1-5	2-2	2	4	6	2	17	1	0	1	0	38		
04	Justin McKoy	g	2-4	0-0	0-0	2	4	6	0	4	0	0	0	0	19		
13	Casey Morsell	g	0-2	0-1	0-0	0	0	0	0	0	0	0	0	0	3		
53	Tomas Woldetensae	g	1-3	0-1	3-3	1	2	3	0	5	1	0	1	0	15		
	Team					1	0	1									
Totals			27-52	3-15	11-11	7	27	34	13	68	10	5	8	1	200		

FG % 1st Half: 14-26 53.8% 2nd half: 13-26 50.0% Game: 27-52 51.9%
 3FG % 1st Half: 0-6 0.0% 2nd half: 3-9 33.3% Game: 3-15 20.0%
 FT % 1st Half: 0-0 0.0% 2nd half: 11-11 100.0 Game: 11-11 100.0

Louisville 58 • 13-6,8-5 ACC

#	Player	Total			3-Ptr			Rebounds			PF	TP	A	TO	Blk	Stl	Min
		FG	FGA	FT	FTA	Off	Def	Tot									
10	Samuell Williamson	f	4-7	0-0	1-2	1	9	10	1	9	1	0	0	0	38		
11	Quinn Slazinski	f	2-3	0-1	3-4	3	2	5	0	7	0	0	0	0	18		
24	Jae'Lyn Withers	f	4-10	2-4	2-5	3	3	6	1	12	0	2	0	2	31		
01	Carl Jones	g	2-15	0-0	2-2	0	0	0	2	6	0	0	0	0	40		
13	David Johnson	g	6-17	1-5	1-2	0	2	2	2	14	1	1	0	0	40		
12	JJ Traynor	g	1-1	0-0	0-0	0	0	0	0	2	0	0	0	0	4		
14	Dre Davis	g	2-4	2-3	2-2	2	1	3	3	8	0	0	0	0	29		
	Team					3	1	4									
Totals			21-57	5-13	11-17	12	18	30	9	5							



2020-21 BOX SCORES

2021-22 VIRGINIA MEN'S BASKETBALL



Official Basketball Box Score - Game Totals - Final Statistics
Ohio vs Virginia
 03/20/21 7:15 pm at Bloomington, IN

Ohio 62 • 17-7,9-5 MAC

#	Player	Total FG-FGA	3-Ptr FG-FGA	FT-FTA	Rebounds			PF	TP	A	TO	Blk	Stl	Min
					Off	Def	Tot							
03	Ben Roderick	f 5-12	3-8	2-2	0	2	2	1	15	0	2	0	0	31
04	Dwight Wilson	f 2-6	0-0	3-4	1	5	6	0	7	0	1	1	0	30
05	Ben Vander Plas	f 7-15	3-9	0-0	1	4	5	3	17	4	3	1	0	40
00	Jason Preston	g 4-7	1-3	2-2	0	13	13	0	11	8	3	0	0	40
15	Lunden McDay	g 2-9	0-3	4-4	2	1	3	1	8	0	0	0	1	36
02	Miles Brown	g 0-0	0-0	0-0	0	0	0	1	0	0	0	0	0	3
10	Mark Sears	g 1-1	0-0	2-2	1	5	6	1	4	0	0	0	0	17
32	Colin Granger	g 0-0	0-0	0-0	0	0	0	2	0	0	0	0	0	3
Team					1	2	3			1				
Totals		21-50	7-23	13-14	6	32	38	9	62	12	10	2	1	200

FG % 1st Half: 10-28 35.7% 2nd half: 11-22 50.0% Game: 21-50 42.0% Deadball Rebounds 1
 3FG % 1st Half: 4-15 26.7% 2nd half: 3-8 37.5% Game: 7-23 30.4%
 FT % 1st Half: 3-4 75.0% 2nd half: 10-10 100.0% Game: 13-14 92.9%

Virginia 58 • 18-7,13-4 ACC

#	Player	Total FG-FGA	3-Ptr FG-FGA	FT-FTA	Rebounds			PF	TP	A	TO	Blk	Stl	Min
					Off	Def	Tot							
10	Sam Hauser	f 4-16	1-8	6-6	0	9	9	2	15	3	0	0	1	38
30	Jay Huff	f 4-11	1-6	0-0	2	4	6	3	9	1	0	4	1	24
00	Kihei Clark	g 3-10	1-4	2-4	0	3	3	0	9	3	0	0	0	37
02	Reece Beekman	g 3-7	0-2	0-0	1	1	2	0	6	3	0	2	1	38
25	Trey Murphy III	g 4-9	4-8	0-0	1	3	4	4	12	0	1	0	2	34
13	Casey Morsell	g 3-5	1-2	0-0	1	2	3	3	7	0	1	1	0	16
22	Francisco Caffaro	g 0-0	0-0	0-0	0	1	1	1	0	0	1	0	0	9
53	Tomas Woldetensae	g 0-2	0-1	0-0	0	0	0	0	0	0	0	0	0	4
Team					1	0	1							
Totals		21-60	8-31	8-10	6	23	29	13	58	10	3	7	5	200

FG % 1st Half: 10-28 35.7% 2nd half: 11-32 34.4% Game: 21-60 35.0% Deadball Rebounds 3
 3FG % 1st Half: 5-17 29.4% 2nd half: 3-14 21.4% Game: 8-31 25.8%
 FT % 1st Half: 3-4 75.0% 2nd half: 5-6 83.3% Game: 8-10 80.0%

Officials: Steve McJunkins, Lee Cassell, Don Daily
 Technical fouls: Ohio-None, Virginia-None.

Attendance:

First Round

2020-21 Men's Basketball, Round: 2, Ohio vs Virginia, Played at Simon Skjodt A

Score by periods	1st	2nd	Total
Ohio	27	35	62
Virginia	28	30	58

	In Paint	Off T/O	2nd Chance	Fast Break	Bench
OU	26	8	2	0	4
VA	18	8	9	10	7

Last FG - OU 2nd-01:06, VA 2nd-00:08.
 Largest lead - OU by 7 2nd-04:43, VA by 7 1st-03:57.
 OU led for 08:03, VA led for 24:54, Game was tied for 07:03.

Score tied - 4 times.
 Lead changed - 2 times.



2020-21 STARTERS/HONORS



2020-21 STARTERS

OPPONENT	1	2	3	4	5	RECORD
vs. Towson	Clark	Morsell	Hauser	McKoy	Huff	1-0
vs. San Francisco	Clark	Morsell	Hauser	McKoy	Huff	1-1
Saint Francis (Pa.)	Beekman	Woldetensae	Hauser	McKoy	Huff	1-0
Kent State	Beekman	Woldetensae	Hauser	McKoy	Huff	2-0
William & Mary	Clark	Woldetensae	Murphy III	Hauser	Huff	1-0
vs. Gonzaga	Clark	Beekman	Woldetensae	Hauser	Huff	0-1
at Notre Dame	Clark	Morsell	Murphy III	Hauser	Huff	1-0
Wake Forest	Clark	Beekman	Murphy III	Hauser	Huff	1-0
at Boston College	Clark	Beekman	Murphy III	Hauser	Huff	2-0
Notre Dame	Clark	Beekman	Murphy III	Hauser	Huff	3-0
at Clemson	Clark	Beekman	Murphy III	Hauser	Huff	4-0
Georgia Tech	Clark	Beekman	Murphy III	Hauser	Huff	5-0
Syracuse	Clark	Beekman	Murphy III	Hauser	Huff	6-0
at Virginia Tech	Clark	Beekman	Murphy III	Hauser	Huff	6-1
at NC State	Clark	Beekman	Murphy III	Hauser	Huff	7-1
Pitt	Clark	Beekman	Murphy III	Hauser	Huff	8-1
at Georgia Tech	Clark	Beekman	Murphy III	Hauser	Huff	9-1
North Carolina	Clark	Beekman	Murphy III	Hauser	Huff	10-1
at Florida State	Clark	Beekman	Murphy III	Hauser	Huff	10-2
at Duke	Clark	Beekman	Murphy III	Hauser	Huff	10-3
NC State	Clark	Beekman	Murphy III	Hauser	Huff	10-4
Miami	Clark	Woldetensae	Murphy III	Hauser	Huff	2-0
at Louisville	Clark	Beekman	Murphy III	Hauser	Huff	11-4
vs. Syracuse	Clark	Beekman	Murphy III	Hauser	Huff	12-4
vs. Ohio	Clark	Beekman	Murphy III	Hauser	Huff	12-5

2020-21 HONORS

PLAYER	HONOR/AWARD
Sam Hauser	ACC Player of the Week (Feb. 8)
Sam Hauser	All-ACC First Team
Sam Hauser	All-ACC Academic Team
Sam Hauser	NABC All-District 2 Second Team
Sam Hauser	USBWA All-District Team
Jay Huff	All-ACC Second Team
Jay Huff	All-ACC Defensive Team
Jay Huff	All-ACC Academic Team
Jay Huff	NABC All-District 2 Second Team
Jay Huff	USBWA All-District Team
Kihei Clark	All-ACC Honorable Mention
Justin McKoy	All-ACC Academic Team
Trey Murphy III	All-ACC Academic Team
Tomas Woldetensae	All-ACC Academic Team

VIRGINIA'S RECORD UNDER TONY BENNETT WHEN..

	Career	2020-21
Leading at the half	233-28	14-3
Trailing at the half	53-70	4-4
Tied at the half	9-5	0-0
Playing Overtime	10-10	1-0
Shooting 50% or better	115-10	8-1
Shooting between 40-49.9%	140-37	9-3
Shooting less than 40%	40-56	1-3
Opponents shoot 50% or better	21-30	1-4
Opponents shoot less than 50%	274-73	17-3
UVA outrebounds its opponent	211-33	13-2
Opponent outrebounds UVA	76-67	4-5
Teams are tied in rebounds	8-3	1-0
UVA has 10 or more steals	23-3	1-0
UVA shoots 70% FT or better	183-56	16-6
UVA shoots less than 70% FT	112-48	2-1
Scoring less than 50 points	10-16	0-0
Scoring 50-59 points	42-41	1-2
Scoring 60-69 points	107-35	7-4
Scoring 70-79 points	97-9	6-1
Scoring 80-89 points	35-1	4-0
Scoring more than 90 points	4-0	0-0
Allowing fewer than 50 points	103-2	4-0
Allowing fewer than 40 points	27-0	0-0
Playing in John Paul Jones Arena	167-30	10-1
Playing on the road	78-51	6-3
Playing on a neutral court	50-22	2-3
Game decided by 1-4 points	41-41	2-3
Game decided by 5-10 points	68-27	7-1
Game decided by 11+ points	184-35	9-3
Playing at night	199-71	10-5
Playing in the afternoon	96-32	8-2
Playing on Monday	28-13	2-1
Playing on Tuesday	48-8	2-0
Playing on Wednesday	50-14	6-1
Playing on Thursday	21-9	1-0
Playing on Friday	29-11	1-1
Playing on Saturday	83-38	6-4
Playing on Sunday	36-10	0-0
Playing in November	67-12	1-1
Playing in December	52-13	4-1
Playing in January	71-24	6-1
Playing in February	59-31	4-3
Playing in March	44-23	3-1
Playing in April	2-0	0-0



2020-21 HIGHS/LOWS

VIRGINIA HIGHS FOR 2020-21

Team	
Points	89 vs. Towson (11/25/20)
FG Made	35 vs. Towson (11/25/20)
FG Attempts	63 vs. Towson (11/25/20)
FG %	.607 at Clemson (1/16/21)
3-PT FG Made	15 2x, last at Clemson (1/16/21)
3-PT FG Attempts	35 vs. Syracuse (3/11/21)
3-PT FG %	.556 at Clemson (1/16/21)
FT Made	22 vs. Kent State (12/4/20)
FT Attempts	30 vs. Kent State (12/4/20)
FT %	1.000 (14-14) vs. NC State (2/24/21)
Rebounds	41 vs. Syracuse (1/25/21)
Assists	23 vs. Syracuse (1/25/21)
Steals	10 vs. Wake Forest (1/6/21)
Blocked Shots	8 at Louisville (3/6/21)
Turnovers	17 at Georgia Tech (2/10/21)
Fouls	20 vs. Gonzaga (12/26/20)
Points in Paint	40 vs. Saint Francis, 12/1/20
Points off Turnovers	18 vs. Towson, 11/25/20
Second Chance Points	19 vs. William & Mary, 12/22/20
Fast Break Points	10 3x, last vs. Ohio, 3/20/21
Bench Points	42 vs. Towson, 11/25/20

Individual	
Points	24 Hauser at Louisville (3/6/21)
FG Made	9 3x, last by Hauser at Louisville (3/6/21)
FG Attempts	16 3x, last by Hauser vs. NC State (2/24/21)
FG %	1.000 Murphy III (5-5) at Clemson (1/16/21)
3-PT FG Made	7 Hauser vs. Syracuse (1/25/21)
3-PT FG Attempts	13 Hauser vs. Syracuse (1/25/21)
3-PT FG %	1.000 4x, last by Huff (3-3) at Va. Tech (1/30/21)
FT Made	9 Clark vs. Kent State (12/4/20)
FT Attempts	12 Clark vs. Kent State (12/4/20)
FT %	1.000 (6-6) 5x, last by Hauser vs. Ohio (3/20/21)
Rebounds	12 4x by Huff, last vs. Syracuse (3/11/21)
Assists	9 Clark vs. Syracuse (1/25/21)
Steals	5 Beekman vs. Wake Forest (1/6/21)
Blocked Shots	5 3x by Huff, last vs. NC State (2/24/21)
Turnovers	6 Clark vs. Gonzaga (12/26/20)
Fouls	5 2x, last by Murphy III vs. NC State (2/24/21)
Minutes	41 Hauser vs. Kent State (12/4/20)

OPPONENT HIGHS FOR 2020-21

Team	
Points	98 Gonzaga (12/26/20)
FG Made	35 Gonzaga (12/26/20)
FG Attempts	63 Kent State (12/4/20)
FG %	.603 Gonzaga (12/26/20)
3-PT FG Made	13 2x, last at Florida State (2/15/21)
3-PT FG Attempts	32 Kent State (12/4/20)
3-PT FG %	.600 (9-15) Georgia Tech (1/23/21)
FT Made	23 NC State (2/24/21)
FT Attempts	28 NC State (2/24/21)
FT %	.950 (19-20) Notre Dame (1/13/21)
Rebounds	41 North Carolina (2/13/21)
Assists	26 Gonzaga (12/26/20)
Steals	9 2x, last at Florida State (2/15/21)
Blocked Shots	8 Georgia Tech (1/23/21)
Turnovers	17 William & Mary (12/22/20)
Fouls	25 Kent State (12/4/20)
Points in Paint	46 Gonzaga (12/26/20)
Points off Turnovers	32 Gonzaga (12/26/20)
Second Chance Points	17 Syracuse (3/11/21)
Fast Break Points	16 Pitt, (2/6/21)
Bench Points	37 at Florida State (2/15/21)

Individual	
Points	32 Kispert, Gonzaga (12/26/20)
FG Made	11 Kispert, Gonzaga (12/26/20)
FG Attempts	18 Champagnie, Pitt (2/6/21)
FG %	.733 (11-15) Kispert, Gonzaga (12/26/20)
3-PT FG Made	9 Kispert, Gonzaga (12/26/20)
3-PT FG Attempts	13 Kispert, Gonzaga (12/26/20)
3-PT FG %	1.000 Kunen, San Francisco (11/27/20)
FT Made	11 Timme, Gonzaga (12/26/20)
FT Attempts	13 Timme, Gonzaga (12/26/20)
FT %	1.000 (7-7) Ryan, Notre Dame (1/13/21)
Rebounds	13 Preston, Ohio (3/20/21)
Assists	8 2x, last by Preston, Ohio (1/23/21)
Steals	6 Alvarado, Georgia Tech (1/23/21)
Blocked Shots	5 Wright, Georgia Tech (1/23/21)
Turnovers	7 Covington, W&M (12/22/20)
Fouls	5 6x, last by Hellem, NC State (2/3/21)

VIRGINIA LOWS FOR 2020-21

Team	
Points	51 at Virginia Tech (1/30/21)
FG Made	19 3x, last at Virginia Tech (1/30/21)
FG Attempts	41 at NC State (2/3/21)
FG %	.350 (21-60) vs. Ohio (3/20/21)
3-PT FG Made	3 vs. San Francisco (11/27/20)
3-PT FG Attempts	11 at Duke (2/20/21)
3-PT FG %	.200 (3-15) at Louisville (3/6/21)
FT Made	2 2x, last at Clemson (1/16/21)
FT Attempts	2 2x, last at Clemson (1/16/21)
FT %	.500 (4-8) at Notre Dame (12/30/20)
Rebounds	24 2x, last at Virginia Tech (1/30/21)
Assists	5 vs. San Francisco (11/27/20)
Steals	1 at Louisville (3/6/21)
Blocked Shots	1 3x, last vs. Wake Forest (1/6/21)
Turnovers	3 vs. Ohio (3/20/21)
Fouls	8 5x, last vs. Wake Forest (1/6/21)
Points in Paint	12 2x - last vs. North Carolina, 2/13/21
Points off Turnovers	4 3x, last at Louisville, 3/6/21
Second Chance Points	2 3x, last at NC State, 2/3/21
Fast Break Points	0 2x, last at Louisville, 3/6/21
Bench Points	0 at NC State, 2/3/21

OPPONENT LOWS FOR 2020-21

Team	
Points	40 William & Mary (12/22/20)
FG Made	14 William & Mary (12/22/20)
FG Attempts	44 at Virginia Tech (1/30/21)
FG %	.280 (14-50) William & Mary (12/22/20)
3-PT FG Made	2 North Carolina (2/13/21)
3-PT FG Attempts	12 NC State (2/24/21)
3-PT FG %	.125 (2-16) North Carolina (2/13/21)
FT Made	2 San Francisco (11/27/20)
FT Attempts	4 San Francisco (11/27/20)
FT %	.455 (5-11) Wake Forest (1/6/21)
Rebounds	21 2x, last at Clemson (1/16/21)
Assists	5 Miami (3/1/21)
Steals	1 2x, last by Ohio (3/20/21)
Blocked Shots	0 6x, last by Towson (11/25/20)
Turnovers	3 at Louisville (3/6/21)
Fouls	8 3x, last by Notre Dame (1/13/21)
Points in Paint	16 at Boston College (1/9/21)
Points off Turnovers	2 at Boston College (1/9/21)
Second Chance Points	2 3x, last vs. NC State (2/24/21)
Fast Break Points	0 5x, last vs. Ohio (3/20/21)
Bench Points	2 vs. Miami (3/1/21)

COACHING RECORDS



2021-22 VIRGINIA MEN'S BASKETBALL

Year	Record	Home	Away	Neutral	Conference	Finish	Postseason	Head Coach	Captains
1905-06	8-2	6-0	2-1	0-1				Henry Lannigan	Jefferson C. Grinnalds
1906-07	5-3	3-0	2-3	0-0				Henry Lannigan	William L. Glen
1907-08	5-5	3-2	2-3	0-0				Henry Lannigan	William L. Glen
1908-09	6-3	3-2	1-1	2-0				Henry Lannigan	Percy R. Ashby
1909-10	12-4	8-0	3-3	1-1				Henry Lannigan	James H. May
1910-11	10-5	5-2	5-3	1-0				Henry Lannigan	Byron R. Cecil
1911-12	7-4	5-1	2-3	0-0				Henry Lannigan	Edwards W. Kerns
1912-13	11-4	9-0	1-3	1-1				Henry Lannigan	Charles J. Churchman
1913-14	12-1-1	7-0	2-1	3-0-1				Henry Lannigan	John L. Campbell
1914-15	17-0	11-0	2-0	4-0				Henry Lannigan	Wellington E. Stickley
1915-16	11-2	7-1	2-1	2-0				Henry Lannigan	C. William Strickling
1916-17	7-5	7-2	0-2	0-1				Henry Lannigan	Andrew C. Dittrich
1917-18	7-1	5-1	1-0	1-0				Henry Lannigan	William W. Rixey
1918-19	11-4	8-3	2-1	1-0				Henry Lannigan	Otto D. Jennings
1919-20	10-3	6-1	2-1	2-1				Henry Lannigan	William B. Pettway
1920-21	13-5	11-1	2-3	0-1				Henry Lannigan	Robert V. Hatcher
1921-22	17-1	12-0	4-1	1-0	5-0 SoCon	--	--	Henry Lannigan	Landon F. Hankins
1922-23	12-5	11-1	0-3	1-1	1-3 SoCon	--	--	Henry Lannigan	William A. Brown
1923-24	12-3	7-2	2-1	3-0	3-2 SoCon	--	--	Henry Lannigan	Paul K. Walp
1924-25	14-3	10-1	2-1	2-1	4-2 SoCon	--	--	Henry Lannigan	Clifton M. Miller, Jr.
1925-26	9-6	6-2	2-3	1-1	4-4 SoCon	--	--	Henry Lannigan	Howard A. Holland
1926-27	9-10	6-6	3-3	0-1	5-7 SoCon	--	--	Henry Lannigan	Robert G. Cabell III
1927-28	20-6	13-3	6-2	1-1	10-5 SoCon	--	--	Henry Lannigan	Frank D. Mead
1928-29	9-10	6-6	3-4	0-0	5-7 SoCon	--	--	Henry Lannigan	Robert S. Millen
24 Years	254-95-1 (.728)	175-37 (.825)	53-47 (.530)	27-11-1 (.705)	37-30 (.552)			Henry Lannigan	
1929-30	3-12	3-7	0-5	0-0	2-8 SoCon	--	--	Roy Randall	J. Hartwell Harrison
1 Year	3-12 (.200)	3-7 (.429)	0-5 (.000)	0-0 (.000)	2-8 (.200)			Roy Randall	
1930-31	11-9	9-4	2-4	0-1	5-6 SoCon	--	--	Gus Tebell	Robert Manley
1931-32	13-8	9-5	3-2	1-1	6-3 SoCon	--	--	Gus Tebell	Lemuel E. Mayo, Jr.
1932-33	12-6	10-1	0-4	2-1	5-3 SoCon	--	--	Gus Tebell	Sidney L. Young
1933-34	7-11	7-3	0-6	0-2	1-9 SoCon	--	--	Gus Tebell	Henry J. Sturm, Jr.
1934-35	13-9	10-2	3-5	0-2	7-5 SoCon	--	--	Gus Tebell	Joseph D. Marret
1935-36	11-13	8-5	2-7	1-1	4-8 SoCon	--	--	Gus Tebell	Raymond O. Smith
1936-37	9-10	5-3	3-6	1-1	6-7 SoCon	--	--	Gus Tebell	Evan J. Male
1937-38	6-10	5-5	1-5	0-0	--	--	--	Gus Tebell	James E. Edmunds
1938-39	15-5	10-0	3-5	2-0	--	--	--	Gus Tebell	E. Leory Strickler
1939-40	16-5	8-1	6-3	2-1	--	--	--	Gus Tebell	Walter C. Smith
1940-41	18-6	10-0	7-5	1-1	--	--	NIT 1st Round	Gus Tebell	William B. Harman, William McCann
1941-42	7-10	4-5	3-4	0-1	--	--	--	Gus Tebell	Albert H. Loman, William R. Preston
1942-43	8-13	5-5	2-7	1-1	--	--	--	Gus Tebell	Richard W. Wiltshire
1943-44	11-8	6-4	5-4	0-0	--	--	--	Gus Tebell	William V. Pickett, Jr.
1944-45	13-4	9-1	4-1	0-2	--	--	--	Gus Tebell	Donald M. Cleary
1945-46	12-5	9-3	3-1	0-1	--	--	--	Gus Tebell	Ward H. Speer
1946-47	10-11	7-2	3-8	0-1	--	--	--	Gus Tebell	C. Lester Blankin, Jr.
1947-48	16-10	10-2	6-8	0-0	--	--	--	Gus Tebell	Charles W. Noe
1948-49	13-10	9-2	4-7	0-1	--	--	--	Gus Tebell	William M. Pandak
1949-50	12-13	7-5	4-8	1-1	--	--	--	Gus Tebell	Joesph A. Noertker
1950-51	8-14	6-4	2-9	0-1	--	--	--	Gus Tebell	Frank H. Allen, Jr.
21 Years	241-190 (.559)	163-62 (.724)	66-109 (.377)	12-20 (.375)	34-41 (.453)		1 NIT	Gus Tebell	
1951-52	11-13	8-3	3-9	0-1	--	--	--	Evan "Bus" Male	Victor C. Mohl
1952-53	10-13	4-5	5-8	1-0	--	--	--	Evan "Bus" Male	John E. Dohner
1953-54	16-11	11-3	4-6	1-2	1-4	7th	--	Evan "Bus" Male	David Cooke
1954-55	14-15	5-5	6-7	3-3	5-9	6th	--	Evan "Bus" Male	Buzzy Wilkinson
1955-56	10-17	7-4	1-11	2-2	3-11	T-6th	--	Evan "Bus" Male	Bob McCarty
1956-57	6-19	4-5	1-11	1-3	3-11	T-7th	--	Evan "Bus" Male	Bill Miller
6 Years	67-88 (.432)	39-25 (.609)	20-52 (.278)	8-11 (.421)	12-35 (.255)			Evan "Bus" Male	
1957-58	10-13	6-3	3-7	1-3	6-8	5th	--	Billy McCann	John Siewers, Michael O'Bryan
1958-59	11-14	7-2	2-11	2-1	6-8	5th	--	Billy McCann	William Metzger, John Siewers
1959-60	6-18	5-6	1-9	0-3	1-13	8th	--	Billy McCann	Paul Adkins
1960-61	3-23	1-10	1-8	1-5	2-12	T-7th	--	Billy McCann	Walter Densmore, Tony Laquintano
1961-62	5-18	3-7	2-9	0-2	2-12	8th	--	Billy McCann	Tony Laquintano, Ronald Miller
1962-63	5-20	1-8	4-10	0-2	3-11	8th	--	Billy McCann	Gene Engel
6 Years	40-106 (.274)	23-36 (.390)	13-54 (.194)	4-16 (.200)	20-64 (.238)			Billy McCann	
1963-64	8-16	5-5	1-9	2-2	4-10	T-7th	--	Bill Gibson	Chip Conner
1964-65	7-18	5-4	1-12	1-2	3-11	7th	--	Bill Gibson	Mac Caldwell
1965-66	7-15	6-6	1-8	0-1	4-10	T-6th	--	Bill Gibson	James Connelly, Foster Sanders
1966-67	9-17	2-8	6-8	1-1	4-10	7th	--	Bill Gibson	James Connelly, Mike Katos
1967-68	9-16	7-5	2-8	0-3	5-9	5th	--	Bill Gibson	Mike Katos
1968-69	10-15	4-4	4-6	2-5	5-9	6th	--	Bill Gibson	Norm Carmichael, Chip Case
1969-70	10-15	6-3	1-9	3-3	3-11	7th	--	Bill Gibson	Chip Case
1970-71	15-11	9-1	2-8	4-2	6-8	5th	--	Bill Gibson	Bill Gerry



COACHING RECORDS

2021-22 VIRGINIA MEN'S BASKETBALL

1971-72	21-7	9-2	7-3	5-2	8-4	T-2nd	NIT 1st Round	Bill Gibson	Frank DeWitt, Scott McCandlish
1972-73	13-12	7-4	4-7	2-1	4-8	T-4th	--	Bill Gibson	Jim Hobgood, Barry Parkhill
1973-74	11-16	6-5	3-10	2-1	4-8	4th	--	Bill Gibson	Bob McKeag, Steve Morris
11 Years	120-158 (.432)	66-47 (.584)	32-88 (.267)	22-23 (.489)	50-98 (.338)		1 NIT	Bill Gibson	

Year	Record	Home	Away	Neutral	Conference	Finish	Postseason	Head Coach	Captains
1974-75	12-13	9-4	1-8	2-1	4-8	5th	--	Terry Holland	Anthony Boninti, Dan Bonner
1975-76	18-12	8-3	5-6	5-3	4-8	6th*	NCAA 1st Round (32)	Terry Holland	Wally Walker
1976-77	12-17	5-7	3-7	4-3	2-10	T-6th	--	Terry Holland	Billy Langloh
1977-78	20-8	10-3	5-4	5-1	6-6	T-4th	NIT 1st Round	Terry Holland	Marc Iavaroni
1978-79	19-10	12-3	4-4	3-3	7-5	3rd	NIT Semifinal	Terry Holland	Bobby Stokes
1979-80	24-10	14-1	4-7	6-2	7-7	T-5th	NIT Champion	Terry Holland	Garland Jefferson, Mike Owens
1980-81	29-4	13-0	10-1	6-3	13-1	1st	NCAA Final Four	Terry Holland	Jeff Lamp, Lee Raker
1981-82	30-4	12-0	10-2	8-2	12-2	T-1st	NCAA Sweet 16	Terry Holland	Jeff Jones
1982-83	29-5	11-1	8-2	10-2	12-2	T-1st	NCAA Elite Eight	Terry Holland	Ralph Sampson
1983-84	21-12	10-3	5-6	6-3	6-8	T-5th	NCAA Final Four	Terry Holland	Carlisle, Edelin, Stokes, Wilson
1984-85	17-16	11-4	3-9	3-3	3-11	8th	NIT Quarterfinal	Terry Holland	Johnson, Merrifield, Miller, Mullen
1985-86	19-11	11-2	3-5	5-4	7-7	T-4th	NCAA 1st Round (64)	Terry Holland	Olden Polynice, Tom Sheehey
1986-87	21-10	11-4	7-3	3-3	8-6	4th	NCAA 1st Round (64)	Terry Holland	Andrew Kennedy, Tom Sheehey
1987-88	13-18	9-4	3-9	1-5	5-9	6th	--	Terry Holland	John Johnson
1988-89	22-11	14-2	3-5	5-4	9-5	T-2nd	NCAA Elite Eight	Terry Holland	Brent Bair, Richard Morgan
1989-90	20-12	9-4	4-6	7-2	6-8	T-5th	NCAA 2nd Round (32)	Terry Holland	John Crotty, Jeff Daniel
16 Years	326-173 (.653)	169-45 (.790)	78-84 (.481)	79-44 (.642)	111-103 (.519)		9 NCAA, 4 NIT	Terry Holland	

1990-91	21-12	10-4	6-5	5-3	6-8	T-5th	NCAA 1st Round (64)	Jeff Jones	Blundin, Crotty, Katstra, Turner
1991-92	20-13	10-3	4-8	6-2	8-8	T-4th	NIT Champion	Jeff Jones	Anthony Oliver, Bryant Stith
1992-93	21-10	12-3	6-4	3-3	9-7	5th	NCAA Sweet 16	Jeff Jones	Ted Jeffries, Doug Smith
1993-94	18-13	11-3	3-8	4-2	8-8	T-4th	NCAA 2nd Round (32)	Jeff Jones	Chris Havlicke, Cornel Parker
1994-95	25-9	14-3	6-4	5-2	12-4	T-1st	NCAA Elite Eight	Jeff Jones	Cory & Chris Alexander, Burrough, Williford
1995-96	12-15	9-5	3-7	0-3	6-10	7th	--	Jeff Jones	Chris Alexander
1996-97	18-13	11-3	4-7	3-3	7-9	6th	NCAA 1st Round (64)	Jeff Jones	Jamal Robinson
1997-98	11-19	6-7	1-9	4-3	3-13	9th	--	Jeff Jones	Curtis, McLaughlin, Nolan, Staples
8 Years	146-104 (.584)	83-31 (.728)	33-52 (.388)	30-21 (.588)	59-67 (.468)		5 NCAA, 1 NIT	Jeff Jones	

1998-99	14-16	9-6	2-7	3-3	4-12	9th	--	Pete Gillen	Dersch, Ducharme, Hand
1999-00	19-12	11-3	5-7	3-2	9-7	T-3rd	NIT 1st Round	Pete Gillen	Willie Dersch, Donald Hand
2000-01	20-9	14-1	5-6	1-2	9-7	4th	NCAA 1st Round (64)	Pete Gillen	Friel, Hand, Williams
2001-02	17-12	13-4	3-7	1-1	7-9	T-5th	NIT 1st Round	Pete Gillen	Hall, Mason Jr, Williams
2002-03	16-16	12-3	2-11	2-2	6-10	T-6th	NIT 2nd Round	Pete Gillen	Mapp, Rogers, Watson
2003-04	18-13	14-4	3-8	1-1	6-10	T-7th	NIT 2nd Round	Pete Gillen	Billet, Mapp, Smith
2004-05	14-15	10-5	2-9	2-1	4-12	T-10th	--	Pete Gillen	Brown, Clark, Smith
7 Years	118-93 (.559)	83-26 (.761)	22-55 (.286)	13-12 (.520)	45-67 (.402)		1 NCAA, 4 NIT	Pete Gillen	

2005-06	15-15	11-3	2-11	2-1	7-9	T-7th	NIT 1st Round	Dave Leitao	J.R. Reynolds, Sean Singletary
2006-07	21-11	16-1	3-6	2-4	11-5	T-1st	NCAA 2nd Round (32)	Dave Leitao	J.R. Reynolds, Sean Singletary
2007-08	17-16	13-7	4-7	0-2	5-11	10th	CBI Semifinal	Dave Leitao	Sean Singletary, Adrian Joseph
2008-09	10-18	9-8	1-9	0-1	4-12	11th	--	Dave Leitao	Diane, Soroye, Baker
4 Years	63-60 (.512)	49-19 (.721)	10-33 (.233)	4-8 (.333)	27-37 (.422)		1 NCAA, 1 NIT, 1 CBI	Dave Leitao	

2009-10	15-16	11-6	2-8	2-2	5-11	T-9th	--	Tony Bennett	Baker, Meyinsse, Tat
2010-11	16-15	11-6	4-6	1-3	7-9	T-7th	--	Tony Bennett	Farrakhan, Scott, Sherrill
2011-12	22-10	13-3	7-4	2-3	9-7	T-4th	NCAA 2nd Round (64)	Tony Bennett	Scott, Sené, Zeglinski
2012-13	23-12	20-2	3-8	0-2	11-7	T-4th	NIT Quarterfinals	Tony Bennett	Jontel Evans, Joe Harris
2013-14	30-7	15-2	7-4	8-1	16-2	1st	NCAA Sweet 16	Tony Bennett	Joe Harris, Akil Mitchell
2014-15	30-4	15-1	11-1	4-2	16-2	1st	NCAA 3rd Round (32)	Tony Bennett	Brogdon, Gill, Atkins
2015-16	29-8	15-0	5-6	9-2	13-5	T-2nd	NCAA Elite Eight	Tony Bennett	Malcolm Brogdon, Anthony Gill
2016-17	23-11	12-4	7-5	4-2	11-7	T-5th	NCAA 2nd Round (32)	Tony Bennett	London Perrantes
2017-18	31-3	16-1	10-1	5-1	17-1	1st	NCAA 1st Round (64)	Tony Bennett	Wilkins, Hall, Salt
2018-19	35-3	15-1	10-1	10-1	16-2	T-1st	NCAA Champions	Tony Bennett	Ty Jerome, Jack Salt
2019-20	23-7	14-3	7-4	2-0	15-5	T-2nd	Canceled - COVID-19	Tony Bennett	Kihei Clark, Mamadi Diakite
2020-21	18-7	10-1	6-3	2-3	13-4	1st	NCAA 1st Round (64)	Tony Bennett	Sam Hauer, Jay Huff
11 Years	295-103 (.741)	167-30 (.848)	79-51 (.608)	49-22 (.690)	149-62 (.706)		8 NCAA, 1 NIT	Tony Bennett	

FULL-TIME ASSISTANT COACHES (SINCE 1970)

Name	Years
Mack Calvin	1987
Bill Cofield	1975-76
Chip Conner	1969-74
Bill Courtney	2007-09
Gene Cross	2000-06
Dick Dibiaso	1969-70
Drew Diener	2008-09
Brian Ellerbe	1991-94
John Fitzpatrick	2005
Walt Fuller	1999-05
Kyle Getter	2022
Bobby Gonzalez	1999

Name	Years
Pete Herrmann	1995-98
Tom Herrion	1999-02
Rod Jensen	2003-04
Jeff Jones	1986-90
Rob Lanier	2006-07
Jim Larranaga	1980-86
Craig Littlepage	1977-82, 1990
Ritchie McKay	2009-15
Dave Odom	1983-89
Tom Perrin	1987-97
Ron Sanchez	2009-2018
Mike Schuler	1973-77

Name	Years
Steve Seymour	2006-09
Richard Schmidt	1978-79
Scott Shepherd	2000-02, 2004
Alexis Sherard	2003, 2005
Brad Soderberg	2015-21
Anthony Solomon	1995-98
Ricky Stokes	1998
Terry Truax	1972
Orlando Vandross	2018-pres.
Jason Williford	2009-pres.
Dennis Wolff	1991-94

SCORING RECORDS



1,000 POINT SCORERS

No.	Name	Career Points
1.	Bryant Stith (1989-92)	2,516
2.	Jeff Lamp (1978-81)	2,317
3.	Buzzy Wilkinson (1953-55)	2,233
4.	Ralph Sampson (1980-83)	2,228
5.	Sean Singletary (2005-08)	2,079
6.	Junior Burrough (1992-95)	1,970
7.	Wally Walker (1973-76)	1,849
8.	Chris Williams (1999-02)	1,812
9.	Malcolm Brogdon (2012-16)	1,809
10.	Harold Deane (1994-97)	1,763
11.	Curtis Staples (1995-98)	1,757
12.	Joe Harris (2011-14)	1,698
13.	J.R. Reynolds (2004-07)	1,683
14.	John Crotty (1988-91)	1,646
15.	Bob McCarty (1954-56)	1,625
16.	Travis Watson (2000-03)	1,546
17.	Richard Morgan (1986-89)	1,540
18.	Mike Scott (2008-12)	1,538
19.	Donald Hand (1998-01)	1,486
20.	Othell Wilson (1981-84)	1,469
21.	Barry Parkhill (1971-73)	1,437
22.	Jim Connelly (1965-67)	1,426
23.	Lee Raker (1978-81)	1,423
24.	Mel Kennedy (1985-88)	1,415
25.	Elton Brown (2002-05)	1,356
26.	Kyle Guy (2017-19)	1,323
27.	Norman Nolan (1995-98)	1,321
28.	Cory Alexander (1992-95)	1,286
29.	Tony Laquintano (1960-62)	1,263
30.	Marc Iavaroni (1975-78)	1,244
31.	Tom Sheehy (1984-87)	1,241
32.	Billy Langloh (1974-77)	1,240
33.	Roger Mason, Jr. (2000-02)	1,231
34.	London Parrantes (2014-17)	1,225
35.	Anthony Gill (2014-16)	1,222
36.	Kenny Turner (1988-91)	1,220
37.	Jim Miller (1982-85)	1,218
38.	Mike Katos (1966-68)	1,178
39.	Joe Noertker (1947-50)	1,177
40.	Chip Conner (1962-64)	1,157
41.	Olden Polynice (1984-86)	1,151
42.	Paul Adkins (1958-60)	1,150
43.	Devin Smith (2003-05)	1,131
44.	Adam Hall (1999-02)	1,104
45.	Gene Engel (1961-63)	1,071
46.	Scott McCandlish (1970-72)	1,026
47.	Mamadi Diane (2006-09)	1,022
48.	Mac Caldwell (1963-65)	1,013
49.	Ty Jerome (2017-19)	1,011

CAREER SCORING AFTER...

JUNIOR SEASON

1.	Bryant Stith (1989-91)	1,832
2.	Jeff Lamp (1978-80)	1,717
3.	Ralph Sampson (1980-82)	1,599

SOPHOMORE SEASON

1.	Bryant Stith (1989-90)	1,179
2.	Jeff Lamp (1978-79)	1,126
3.	Ralph Sampson (1980-81)	1,093

FRESHMAN SEASON

1.	Bryant Stith (1989)	513
2.	Ralph Sampson (1980)	508
3.	Chris Williams (1999)	505

CAREER AVERAGE LEADERS

No.	Name	Points (Gms)	Avg.
1.	Buzzy Wilkinson (1953-55)	2,233 (78)	28.6
2.	Bob McCarty (1954-56)	1,625 (83)	19.6
3.	Jim Connelly (1965-67)	1,426 (73)	19.5
4.	Bryant Stith (1989-92)	2,516 (131)	19.2
5.	Jeff Lamp (1978-81)	2,317 (123)	18.8
6.	Barry Parkhill (1971-73)	1,437 (79)	18.2
7.	Gus Gerard (1973-74)	931 (52)	17.9
8.	Wally Walker (1973-76)	1,849 (104)	17.8
9.	Tony Laquintano (1960-62)	1,263 (73)	17.3
10.	Chip Conner (1962-64)	1,157 (68)	17.0

SEASON SCORING LEADERS

No.	Name	Points
1.	Buzzy Wilkinson (1954-55)	898
2.	Buzzy Wilkinson (1953-54)	814
3.	Bryant Stith (1991-92)	684
4.	Malcolm Brogdon (2015-16)	675
5.	Richard Morgan (1988-89)	673
6.	Bryant Stith (1989-90)	666
7.	Wally Walker (1975-76)	664
8.	Bryant Stith (1990-91)	653
	Sean Singletary (2007-08)	653
10.	Jeff Lamp (1978-79)	641

Class Records

Sr.	Buzzy Wilkinson (1954-55)	898
Jr.	Buzzy Wilkinson (1953-54)	814
So.	Bryant Stith (1989-90)	666
Fr.	Bryant Stith (1988-89)	513

SEASON AVERAGE LEADERS

No.	Name	Points (Gms)	Avg.
1.	Buzzy Wilkinson (1954-55)	898 (28)	32.1
2.	Buzzy Wilkinson (1953-54)	814 (27)	30.1
3.	Bob McCarty (1955-56)	625 (27)	23.1
4.	Jeff Lamp (1978-79)	641 (28)	22.9
5.	Buzzy Wilkinson (1952-53)	521 (23)	22.7
6.	Wally Walker (1975-76)	664 (30)	22.1
7.	Barry Parkhill (1971-72)	605 (28)	21.6
8.	Norman Nolan (1997-98)	630 (30)	21.0
9.	Gus Gerard (1973-74)	562 (27)	20.8
	Bryant Stith (1989-90)	666 (32)	20.8

Class Records

Sr.	Buzzy Wilkinson (1954-55)	898 (28)	32.1
Jr.	Buzzy Wilkinson (1953-54)	814 (27)	30.1
So.	Jeff Lamp (1978-79)	641 (28)	22.9
Fr.	Jeff Lamp (1977-78)	485 (28)	17.3

SINGLE GAME SCORING

No.	Name	Points
1.	B. Parkhill vs. Baldwin-Wallace (12-11-71)	51
2.	B. Wilkinson vs. Hampden-Sydney (12-1-54)	48
3.	B. Wilkinson vs. North Carolina (2-8-54)	45
	B. Wilkinson vs. Georgetown (2-13-54)	45
	B. Wilkinson vs. Roanoke (2-25-54)	45
	B. Wilkinson vs. Clemson (2-14-55)	45
7.	B. Wilkinson vs. Washington & Lee (12-31-54)	43
	B. Wilkinson vs. VMI (1-8-55)	43
9.	B. Wilkinson vs. Hampden-Sydney (12-2-53)	42
	B. Wilkinson vs. Duke (3-4-54)	42
	Bob McCarty vs. Clemson (2-12-56)	42
	Jim Connelly vs. William & Mary (12-1-65)	42
13.	Tony Laquintano vs. West Virginia (12-17-60)	41
	Donald Hand vs. N.C. State (2-14-99)	41
	Sean Singletary vs. Miami (3-1-08)	41
16.	B. Wilkinson vs. Washington & Lee (3-1-55)	40
	Ralph Sampson vs. Ohio State (1-25-81)	40
	Devin Smith vs. Iowa State (12-6-04)	40
	J.R. Reynolds vs. Wake Forest (1-21-07)	40

Class Records

Sr.	B. Wilkinson vs. Hampden-Sydney (12-154)	48
Jr.	B. Parkhill vs. Baldwin-Wallace (12-11-71)	51
So.	Donald Hand vs. NC State (2-14-99)	41
Fr.	Chris Williams vs. Liberty (12-8-98)	34

40-POINT GAMES

No.	Name	Career 40-pt Games
1.	Buzzy Wilkinson (1953-55)	10
2.	Nine Tied	1

Season Record: Buzzy Wilkinson 5 (twice)

30-POINT GAMES

No.	Name	Career 30-pt Games
1.	Buzzy Wilkinson (1953-55)	36
2.	Ralph Sampson (1980-83)	10
3.	Bryant Stith (1989-92)	9
4.	Wally Walker (1973-76)	7
5.	Jeff Lamp (1978-81)	6
	Tony Laquintano (1960-62)	6
7.	Jim Connelly (1965-67)	5
	Gus Gerard (1973-74)	5
	Richard Morgan (1986-89)	5
	Joe Noertker (1948-50)	5
	Barry Parkhill (1971-73)	5
	Sean Singletary (2005-08)	5

Other 30-Point Scorers:

(4): Norman Nolan
 (3): Bob McCarty, Bill Pettway, J.R. Reynolds
 (2): Junior Burrough, Mike Katos, Mel Kennedy, Roger Mason, Jr., Vic Mohl, Jerry Sanders, Mike Scott, Devin Smith, Curtis Staples
 (1): Paul Adkins, Cory Alexander, Courtney Alexander, Mac Caldwell, Chip Case, Chip Conner, John Crotty, Harold Deane, Gene Engel, Mustapha Farrakhan, Kyle Guy, Donald Hand, Joe Harris, John Hasbrouck, Ty Jerome, Andrew Kennedy, Sylvan Landesberg, Bill Nickels, Mike Wilkes, Chris Williams

Season Record: 19 by Buzzy Wilkinson (1955)



TOP 20 SCORERS

1. BRYANT STITH (1989-92) Freeman, Va.

Year	GP-GS	MPG	FG-FGA	FG%	3FG-3FGA	3FG%	FT-FTA	FT%	REB/Avg	AST	BLK	STL	PTS/Avg
1988-89	33-32	28.5	181-330	.548	1-1	1.000	150-195	.769	216-6.5	50	5	45	513-15.5
1989-90	32-31	35.2	217-451	.481	40-102	.392	192-247	.777	221-6.9	53	9	41	666-20.8
1990-91	33-32	33.9	228-484	.471	38-125	.304	159-201	.791	203-6.2	41	19	51	653-19.8
1991-92	33-33	36.4	230-509	.452	35-95	.368	189-232	.815	219-6.6	72	13	40	684-20.7
CAREER	131-128	33.5	856-1774	.483	114-323	.353	690-875	.789	859-6.6	216	46	177	2516-19.2

2. JEFF LAMP (1978-81) Louisville, Ky.

Year	GP-GS	MPG	FG-FGA	FG%	3FG-3FGA	3FG%	FT-FTA	FT%	REB/Avg	AST	BLK	STL	PTS/Avg
1977-78	28-27	33.2	156-382	.408	--	--	173-205	.844	124-4.4	56	2	18	485-17.3
1978-79	28-28	34.5	230-477	.482	--	--	181-214	.846	121-4.3	55	3	33	641-22.9
1979-80	34-34	35.3	232-445	.521	--	--	127-151	.841	133-3.9	72	3	34	591-17.4
1980-81	33-33	34.4	223-406	.549	--	--	154-178	.865	137-4.2	67	4	24	600-18.2
CAREER	123-122	34.4	841-1710	.492	--	--	635-748	.849	515-4.2	250	12	109	2317-18.8

3. BUZZY WILKINSON (1953-55) Pineville, W.Va.

Year	GP-GS	MPG	FG-FGA	FG%	3FG-3FGA	3FG%	FT-FTA	FT%	REB/Avg	AST	BLK	STL	PTS/Avg
1952-53	23	--	188-n/a	--	--	--	145-197	.736	--	-	-	-	521-22.7
1953-54	27	--	288-767	.375	--	--	238-306	.778	174-6.4	-	-	-	814-30.1
1954-55	28	--	308-740	.416	--	--	282-366	.770	178-6.4	-	-	-	898-32.1
CAREER	78	--	784-1508	--	--	--	665-869	.765	352-6.4	-	-	-	2233-28.6

4. RALPH SAMPSON (1980-83) Harrisonburg, Va.

Year	GP-GS	MPG	FG-FGA	FG%	3FG-3FGA	3FG%	FT-FTA	FT%	REB/Avg	AST	BLK	STL	PTS/Avg
1979-80	34-33	29.9	221-404	.547	--	--	66-94	.702	381-11.2	36	157	28	508-14.9
1980-81	33-31	32.0	230-413	.557	--	--	125-198	.631	378-11.5	49	103	28	585-17.7
1981-82	32-31	31.3	198-353	.561	--	--	110-179	.615	366-11.4	38	99	18	506-15.8
1982-83	33-33	30.2	250-414	.604	3-5	.600	126-179	.704	386-11.7	34	103	21	629-19.1
CAREER	132-128	30.8	899-1584	.568	3-5	.600	427-650	.657	1511-11.4	157	462	95	2228-16.9

5. SEAN SINGLETARY (2005-08) Philadelphia, Pa.

Year	GP-GS	MPG	FG-FGA	FG%	3FG-3FGA	3FG%	FT-FTA	FT%	REB/Avg	AST	BLK	STL	PTS/Avg
2004-05	29-29	29.9	101-262	.385	34-106	.321	69-89	.775	88-3.0	113	2	48	305-10.5
2005-06	29-29	33.9	168-420	.400	51-147	.347	125-148	.845	128-4.4	121	3	54	512-17.7
2006-07	32-32	33.2	170-425	.400	79-203	.389	190-218	.872	147-4.6	151	1	38	609-19.0
2007-08	33-33	34.0	203-476	.426	58-1158	.367	189-222	.851	127-3.8	202	1	60	653-19.8
CAREER	123-123	32.8	642-1583	.406	222-614	.362	573-677	.846	490-4.0	587	7	200	2079-16.9

6. JUNIOR BURROUGH (1992-95) Charlotte, N.C.

Year	GP-GS	MPG	FG-FGA	FG%	3FG-3FGA	3FG%	FT-FTA	FT%	REB/Avg	AST	BLK	STL	PTS/Avg
1991-92	33-32	30.2	166-372	.446	0-1	.000	105-151	.695	192-5.8	8	15	18	437-13.2
1992-93	31-31	28.6	178-406	.438	0-4	.000	97-152	.638	224-7.2	20	27	33	453-14.6
1993-94	31-29	31.5	179-442	.405	12-37	.324	95-149	.638	218-7.0	29	28	28	465-15.0
1994-95	34-33	31.7	236-471	.501	1-4	.250	142-200	.710	295-8.7	55	26	32	615-18.1
CAREER	129-125	30.5	759-1691	.449	13-46	.283	429-652	.673	929-7.2	112	96	111	1970-15.3

7. WALLY WALKER (1973-76) Millersville, Pa.

Year	GP-GS	MPG	FG-FGA	FG%	3FG-3FGA	3FG%	FT-FTA	FT%	REB/Avg	AST	BLK	STL	PTS/Avg
1972-73	23	28.8	139-247	.563	--	--	38-48	.792	156-6.8	15	-	-	316-13.7
1973-74	26	31.0	199-404	.493	--	--	58-70	.829	170-6.5	37	-	-	456-17.5
1974-75	25	30.2	179-374	.479	--	--	55-66	.833	136-5.4	30	-	-	413-16.5
1975-76	30	33.9	262-478	.548	--	--	140-186	.753	203-6.8	64	11	18	664-22.1
CAREER	104	31.2	779-1503	.518	--	--	291-370	.786	665-6.4	146	11	18	1849-17.8

8. CHRIS WILLIAMS (1999-02) Birmingham, Ala.

Year	GP-GS	MPG	FG-FGA	FG%	3FG-3FGA	3FG%	FT-FTA	FT%	REB/Avg	AST	BLK	STL	PTS/Avg
1998-99	30-28	33.5	188-367	.512	36-120	.300	93-127	.732	226-7.5	55	41	45	505-16.8
1999-00	31-30	32.2	173-341	.507	34-93	.366	99-142	.697	189-6.1	60	20	51	479-15.5
2000-01	29-25	29.1	147-292	.503	32-81	.395	95-125	.760	193-6.7	59	20	44	421-14.5
2001-02	29-29	32.5	142-274	.518	28-75	.373	95-134	.709	178-6.1	79	16	49	407-14.0
CAREER	119-112	31.9	650-1274	.510	130-369	.352	382-528	.723	786-6.6	253	97	189	1812-15.2

9. MALCOLM BROGDON (2012-16) Atlanta, Ga.

Year	GP-GS	MPG	FG-FGA	FG%	3FG-3FGA	3FG%	FT-FTA	FT%	REB/Avg	AST	BLK	STL	PTS/Avg
2011-12	28-1	22.4	63-159	.396	22-68	.324	40-50	.800	78-2.8	38	3	14	188-6.7
2013-14	37-37	31.4	150-363	.413	44-119	.370	126-144	.875	201-5.4	101	5	44	470-12.7
2014-15	34-34	32.5	158-374	.422	44-128	.344	116-132	.879	134-3.9	81	14	24	476-14.0
2015-16	37-37	34.1	230-503	.457	75-192	.391	140-156	.897	150-4.1	115	9	35	675-18.2
CAREER	136-109	30.6	601-1399	.430	185-507	.365	422-482	.876	563-4.1	335	31	117	1809-13.3

10. HAROLD DEANE (1994-97) Etrick, Va.

Year	GP-GS	MPG	FG-FGA	FG%	3FG-3FGA	3FG%	FT-FTA	FT%	REB/Avg	AST	BLK	STL	PTS/Avg
1993-94	31-27	33.7	111-302	.368	51-154	.331	108-153	.706	107-3.5	86	14	42	381-12.3
1994-95	34-34	34.4	148-378	.392	69-196	.352	178-224	.795	103-3.0	147	7	46	543-16.0
1995-96	27-25	35.6	122-355	.344	64-186	.344	143-177	.808	120-4.4	99	21	43	451-16.7
1996-97	30-30	36.4	109-287	.380	53-157	.338	117-145	.807	110-3.7	136	19	48	388-12.9
CAREER	122-116	35.0	490-1322	.371	237-693	.342	546-699	.781	440-3.6	468	61	179	1763-14.5

TOP 20 SCORERS



11. CURTIS STAPLES (1995-98) Roanoke, Va.

Year	GP-GS	MPG	FG-FGA	FG%	3FG-3FGA	3FG%	FT-FTA	FT%	REB/Avg	AST	BLK	STL	PTS/Avg
1994-95	34-10	26.4	132-317	.416	103-244	.422	37-49	.755	103-3.0	26	10	28	404-11.9
1995-96	27-27	35.4	126-337	.374	82-249	.329	44-55	.800	98-3.6	56	2	23	378-14.0
1996-97	31-30	33.7	146-337	.433	98-253	.387	42-61	.689	144-4.6	51	5	24	432-13.9
1997-98	30-30	39.1	169-415	.407	130-333	.390	75-98	.765	137-4.6	54	4	22	543-18.1
CAREER	122-97	33.4	573-1406	.408	413-1079	.383	198-263	.753	482-4.0	187	21	97	1757-14.4

12. JOE HARRIS (2011-14) Chelan, Wash.

Year	GP-GS	MPG	FG-FGA	FG%	3FG-3FGA	3FG%	FT-FTA	FT%	REB/Avg	AST	BLK	STL	PTS/Avg
2010-11	31-25	29.4	107-256	.418	65-156	.417	44-58	.759	135-4.4	39	11	27	323-10.4
2011-12	32-31	30.3	121-274	.442	49-129	.380	71-92	.772	124-3.9	55	12	23	362-11.3
2012-13	35-25	32.5	191-408	.468	77-181	.425	111-150	.740	141-4.0	76	17	31	570-16.3
2013-14	37-37	28.8	149-338	.441	72-180	.400	73-114	.640	109-2.9	84	8	35	443-12.0
CAREER	135-128	30.3	568-1276	.445	263-646	.407	299-414	.722	509-3.8	254	48	116	1698-12.6

13. J.R. REYNOLDS (2004-07) Roanoke, Va.

Year	GP-GS	MPG	FG-FGA	FG%	3FG-3FGA	3FG%	FT-FTA	FT%	REB/Avg	AST	BLK	STL	PTS/Avg
2003-04	29-18	24.7	90-204	.441	48-125	.384	46-61	.754	48-1.7	58	3	26	274-9.4
2004-05	29-27	32.3	98-270	.363	51-147	.347	64-78	.821	73-2.5	50	4	23	311-10.7
2005-06	30-30	33.2	161-396	.407	60-170	.353	128-165	.776	94-3.1	92	3	24	510-17.0
2006-07	32-31	32.2	181-422	.429	62-168	.369	164-197	.832	128-4.0	117	3	28	588-18.4
CAREER	120-106	30.7	530-1292	.410	221-610	.362	402-501	.802	343-2.9	317	13	101	1683-14.0

14. JOHN CROTTY (1988-91) Spring Lake, N.J.

Year	GP-GS	MPG	FG-FGA	FG%	3FG-3FGA	3FG%	FT-FTA	FT%	REB/Avg	AST	BLK	STL	PTS/Avg
1987-88	31-12	23.1	59-163	.362	26-75	.347	51-87	.586	70-2.3	92	1	18	195-6.3
1988-89	33-33	34.6	136-309	.440	41-112	.366	113-169	.669	85-2.6	208	6	42	426-12.9
1989-90	32-32	36.8	156-401	.389	66-194	.340	134-191	.702	94-2.9	214	4	34	512-16.0
1990-91	33-33	34.5	176-397	.443	46-136	.338	115-148	.777	78-2.4	169	6	35	513-15.5
CAREER	129-110	32.4	527-1270	.415	179-517	.346	413-595	.694	327-2.5	683	17	129	1646-12.8

15. BOB McCARTY (1954-56) Clarksburg, W.Va.

Year	GP-GS	MPG	FG-FGA	FG%	3FG-3FGA	3FG%	FT-FTA	FT%	REB/Avg	AST	BLK	STL	PTS/Avg
1953-54	27	--	176-399	.441	--	--	77-111	.694	135-5.0	-	-	-	429-15.9
1954-55	29	--	236-444	.532	--	--	99-139	.712	184-6.3	-	-	-	571-19.7
1955-56	27	--	231-510	.453	--	--	163-196	.832	192-7.1	-	-	-	625-23.1
CAREER	83		643-1353	.475			339-446	.760	511-6.2				1625-19.6

16. TRAVIS WATSON (2000-03) Brookneal, Va.

Year	GP-GS	MPG	FG-FGA	FG%	3FG-3FGA	3FG%	FT-FTA	FT%	REB/Avg	AST	BLK	STL	PTS/Avg
1999-00	31-30	28.6	137-256	.535	0-1	.000	78-139	.561	258-8.3	25	29	27	352-11.4
2000-01	29-28	28.4	149-300	.497	0-0	.000	58-94	.617	264-9.1	25	35	29	356-12.3
2001-02	28-25	29.6	149-284	.525	7-14	.500	89-128	.695	272-9.7	31	26	32	394-14.1
2002-03	31-27	30.7	167-321	.520	7-29	.241	103-150	.687	321-10.4	69	40	46	444-14.3
CAREER	119-110	29.3	602-1161	.519	14-44	.318	328-511	.642	1115-9.4	150	130	134	1546-13.0

17. RICHARD MORGAN (1986-89) Salem, Va.

Year	GP-GS	MPG	FG-FGA	FG%	3FG-3FGA	3FG%	FT-FTA	FT%	REB/Avg	AST	BLK	STL	PTS/Avg
1985-86	29-2	15.5	83-179	.464	--	--	6-11	.545	55-1.9	54	2	22	172-5.9
1986-87	31-26	28.4	158-360	.439	16-54	.296	50-64	.781	108-3.5	73	2	46	382-12.3
1987-88	31-30	26.1	129-308	.419	34-100	.340	21-32	.656	99-3.2	54	3	37	313-10.1
1988-89	33-33	34.8	235-563	.417	82-221	.371	121-140	.864	134-4.1	98	12	55	673-20.4
CAREER	124-91	26.5	605-1410	.429	132-375	.352	198-247	.802	396-3.2	279	19	160	1540-12.4

18. MIKE SCOTT (2008-12) Chesapeake, Va.

Year	GP-GS	MPG	FG-FGA	FG%	3FG-3FGA	3FG%	FT-FTA	FT%	REB/Avg	AST	BLK	STL	PTS/Avg
2007-08	32-21	18.1	63-143	.441	4-10	.400	52-74	.703	168-5.3	15	12	20	182-5.7
2008-09	28-19	27.6	111-204	.544	2-6	.333	63-85	.741	208-7.4	21	9	24	287-10.3
2009-10	28-25	27.4	143-283	.505	3-7	.429	46-64	.719	201-7.2	35	8	17	335-12.0
2010-11	10-9	33.7	53-110	.482	1-1	1.000	52-59	.881	102-10.2	16	7	3	159-15.9
2011-12	32-32	31.2	215-382	.563	6-20	.300	139-172	.808	265-8.3	37	15	21	575-18.0
CAREER	130-106	26.6	585-1122	.521	16-44	.364	352-454	.775	944-7.3	124	51	85	1538-11.8

19. DONALD HAND (1998-01) Paterson, N.J.

Year	GP-GS	MPG	FG-FGA	FG%	3FG-3FGA	3FG%	FT-FTA	FT%	REB/Avg	AST	BLK	STL	PTS/Avg
1997-98	30-21	24.0	46-140	.329	18-65	.277	32-58	.552	71-2.4	99	1	37	142-4.7
1998-99	30-30	34.9	151-403	.375	50-159	.314	162-188	.862	145-4.8	123	2	57	514-17.1
1999-00	31-30	30.7	139-368	.378	51-162	.315	137-183	.749	82-2.6	133	1	38	466-15.0
2000-01	29-29	31.7	107-292	.366	37-131	.282	113-139	.813	92-3.2	174	1	47	364-12.6
CAREER	120-110	30.3	443-1203	.368	156-517	.302	444-568	.782	390-3.3	529	5	179	1486-12.4

20. OTHELL WILSON (1981-84) Woodbridge, Va.

Year	GP-GS	MPG	FG-FGA	FG%	3FG-3FGA	3FG%	FT-FTA	FT%	REB/Avg	AST	BLK	STL	PTS/Avg
1980-81	32-6	22.0	78-164	.476	--	--	55-71	.775	71-2.2	89	3	48	211-6.6
1981-82	32-30	28.8	149-270	.552	--	--	67-91	.736	80-2.5	109	0	61	365-11.4
1982-83	34-34	30.9	178-347	.513	29-54	.537	107-148	.723	113-3.3	152	2	44	492-14.5
1983-84	29-24	33.6	166-337	.493	--	--	69-96	.719	111-3.8	143	9	69	401-13.8
CAREER	127-94	28.7	571-1118	.511	29-54	.537	298-406	.734	375-3.0	493	14	222	1469-11.6



CAREER DOUBLE DOUBLES

RALPH SAMPSON (84)

Date	Opponent	Pt	Reb
12-3-79	Randolph-Macon	23	13
12-5-79	Temple	12	13
12-22-79	Army (12 blks)	16	14
12-28-79	VCU	22	10
12-29-79	ODU (10 blks)	15	22
1-12-80	N.C. State	11	11
1-14-80	Virginia Tech	14	21
1-16-80	Pennsylvania	10	20
1-23-80	Duke	23	13
1-27-80	Ohio State	14	10
1-30-80	Maryland	12	14
2-6-80	Duke	20	10
2-13-80	Clemson	32	10
2-16-80	North Carolina	12	11
2-20-80	William & Mary	13	12
2-28-80	Clemson	17	18
3-5-80	Lafayette	19	13
3-10-80	Boston College	10	14
3-13-80	Michigan	26	12
3-17-80	UNLV	26	15
3-19-80	Minnesota	15	15
11-29-80	VCU	19	13
12-12-80	Duke	30	17
12-22-80	Baltimore	24	15
12-30-80	James Madison	11	14
1-3-81	Virginia Tech	19	19
1-7-81	N.C. State	24	13
1-10-81	North Carolina	14	11
1-19-81	Clemson	17	13
1-21-81	Geo. Washington	16	15
1-25-81	Ohio State	40	16
1-28-81	Wake Forest	19	16
1-31-81	Duke	10	13
2-3-81	North Carolina	32	13
2-5-81	Wagner	19	18
2-14-81	Clemson	12	12
2-16-81	Georgia Tech	15	12
2-25-81	Wake Forest	14	11
2-28-81	Maryland	17	11
3-15-81	Villanova	17	12
3-21-81	Brigham Young	22	12
3-30-81	Louisiana State	10	11
12-19-81	Chaminade	14	10
12-21-81	BYU-Hawaii	30	16
12-29-81	Richmond	12	13
12-30-81	James Madison	22	14
1-2-82	James Madison	15	14
1-6-82	Notre Dame	17	14
1-9-82	North Carolina	30	19
1-14-82	Wagner	12	11
1-16-82	Georgia Tech	24	14
1-17-82	Clemson	22	14
1-24-82	Louisville	26	10
1-30-82	Duke	23	11
2-3-82	North Carolina	18	12
2-6-82	Virginia Tech	25	21
2-10-82	N.C. State	11	11
2-24-82	Wake Forest	22	20
3-5-82	Clemson	13	11
3-18-82	UAB	19	21
12-4-82	VMI	10	10
12-8-82	Duke	36	14
12-11-82	Georgetown	23	16
12-18-82	Utah	14	17
12-24-82	Chaminade	12	17
12-30-82	Old Dominion	21	15
1-8-83	Maryland	14	15
1-12-83	N.C. State	33	21
1-15-83	North Carolina	17	12
1-26-83	Geo. Washington	16	16
1-29-83	Louisville	35	12

2-3-83	Wake Forest	30	12
2-5-83	Duke	10	14
2-10-83	North Carolina	15	12
2-14-83	Georgia Tech	14	13
2-20-83	Missouri	21	10
2-23-83	Clemson	29	13
2-27-83	N.C. State	15	16
3-6-83	Maryland	23	10
3-12-83	Georgia Tech	16	10
3-13-83	N.C. State	24	12
3-19-83	Washington State	15	12
3-24-83	Boston College	19	11
3-26-83	N.C. State	23	11

TRAVIS WATSON (54)

Date	Opponent	Pt	Reb
11-19-99	Elon	15	14
11-26-99	Providence	15	14
12-21-99	Richmond	10	12
1-5-00	Duke	17	16
1-12-00	N.C. State	10	15
2-12-00	N.C. State	20	12
2-20-00	North Carolina	18	11
3-15-00	Georgetown	20	12
11-24-00	Virginia Tech	12	11
12-4-00	VMI	10	11
12-23-00	UMBC	19	16
12-28-00	Bucknell	14	11
1-6-01	N.C. State	19	10
1-9-01	Georgia Tech	11	11
1-20-01	Missouri	16	10
1-24-01	North Carolina	16	10
1-31-01	Maryland	10	13
2-3-01	Wake Forest	10	12
2-11-01	Georgia Tech	12	10
2-25-01	North Carolina	14	10
3-9-01	Georgia Tech	12	11
11-16-01	Wagner	11	13
11-18-01	E. Tennessee St.	14	13
12-8-01	Auburn	11	10
12-20-01	Georgetown	12	13
12-23-01	Rutgers	18	15
12-30-01	Grambling State	17	10
1-5-02	N.C. State	20	13
1-15-02	Wake Forest	20	17
1-20-02	Florida State	14	15
1-22-02	Georgia Tech	10	10
1-31-02	Maryland	19	12
2-6-02	N.C. State	29	12
2-10-02	Clemson	20	10
2-12-02	North Carolina	17	10
2-17-02	Wake Forest	13	12
2-23-02	Georgia Tech	17	11
3-13-02	South Carolina	26	13
11-22-02	Long Island	26	13
11-25-02	Chaminade	16	14
11-27-02	Indiana	14	11
12-30-02	Liberty	20	15
1-2-03	Wofford	21	20
1-5-03	N.C. State	10	12
1-11-03	North Carolina	18	12
1-23-03	Wake Forest	11	13
1-29-03	Florida State	20	16
2-6-03	Maryland	15	10
2-9-03	N.C. State	15	14
2-12-03	North Carolina	13	15
2-18-03	Clemson	14	13
3-5-03	Georgia Tech	24	15
3-9-03	Maryland	26	15
3-14-03	Brown	29	12

MIKE SCOTT (34)

Date	Opponent	Pt	Reb
11-23-07	Penn	10	13
2-17-08	Boston College	11	12
11-16-08	VMI	26	18
11-28-08	Syracuse	10	10
12-23-08	Hampton	17	15
12-28-08	Georgia Tech	11	10
1-6-09	Brown	15	10
1-20-09	Maryland	16	10
2-15-09	Clemson	18	10
3-7-09	Maryland	11	11
11-13-09	Longwood	12	13
11-21-09	Oral Roberts	15	10
11-30-09	Penn State	17	11
2-3-10	NC State	15	10
2-6-10	Wake Forest	10	10
2-13-10	Virginia Tech	20	13
3-11-10	Boston College	11	13
3-12-10	Duke	14	11
11-15-10	USC Upstate	19	12
11-23-10	Oklahoma	27	15
11-24-10	Wichita State	16	10
11-29-10	Minnesota	17	12
12-5-10	Virginia Tech	21	13
12-7-10	Radford	10	13
11-19-11	Drexel	21	10
11-25-11	Green Bay	15	10
11-29-11	Michigan	18	11
12-18-11	Oregon	17	13
12-21-11	Seattle	33	14
1-31-12	Clemson	23	10
2-4-12	Florida State	16	11
3-1-12	Florida State	28	10
3-4-12	Maryland	35	11
3-9-12	NC State	23	10

SCOTT McCANDLISH (29)

Date	Opponent	Pt	Reb
12-20-69	William & Mary	17	15
1-3-70	N.C. State	14	14
1-7-70	Virginia Tech	13	15
1-10-70	Clemson	12	12
1-15-70	Wake Forest	19	10
1-29-70	William & Mary	29	14
2-7-70	N.C. State	12	15
2-17-70	George Washington	23	15
12-1-70	VMI	18	13
12-9-70	Navy	24	15
12-11-70	Boston College	20	12
12-17-70	William & Mary	22	13
1-6-71	Virginia Tech	15	11
1-9-71	Clemson	21	11
1-13-71	Wake Forest	14	11
1-16-71	Georgia Tech	17	10
2-2-71	Washington & Lee	15	12
2-10-71	Maryland	17	10
2-13-71	Wake Forest	14	12
2-22-71	N.C. State	10	14
3-4-71	Seton Hall	27	10
3-6-71	Maryland	18	13
12-1-71	Washington & Lee	24	17
12-21-71	Richmond	19	12
2-9-72	West Virginia	12	11
2-16-72	Penn State	13	11
2-23-72	Pittsburgh	22	13
2-26-72	North Carolina	15	12
3-9-72	Wake Forest	20	16

NORMAN NOLAN (26)

Date	Opponent	Pt	Reb
11-24-95	Tenn.-Martin	10	11
11-27-95	William & Mary	13	10
11-29-95	Kansas	14	11
1-6-96	N.C. State	16	15
12-18-96	Liberty	10	12
12-23-96	Connecticut	17	14
1-11-97	North Carolina	20	11
2-1-97	Florida State	11	10
2-22-97	Wake Forest	10	10
3-7-97	North Carolina	15	10
11-16-97	Richmond	31	11
11-19-97	William & Mary	17	11
11-22-97	George Mason	13	16
12-2-97	Appalachian St.	17	10
12-10-97	Connecticut	16	11
12-27-97	Nebraska	23	11
12-29-97	Brigham Young	24	10
12-30-97	New Mexico St.	24	10
1-4-98	Wake Forest	31	12
1-12-98	Virginia Tech	20	11
1-15-98	Georgia Tech	19	10
2-14-98	Georgia Tech	24	12
2-21-98	Clemson	24	12
2-24-98	Maryland	26	15
2-28-98	Florida State	24	10
3-5-98	Duke	13	15

NORM CARMICHAEL (25)

Date	Opponent	Pt	Reb
1-5-67	NYU	15	19
1-14-67	Clemson	23	13
12-2-67	Saint John's	12	11
12-16-67	NYU	20	16
12-18-67	Yale	22	15
12-20-67	Marshall	10	10
1-3-68	Richmond	13	22
1-6-68	Virginia Tech	14	14
1-11-68	Clemson	20	10
1-13-68	South Carolina	14	13
1-20-68	Clemson	14	14
2-1-68	Duke	15	13
2-3-68	Navy	28	12
2-6-68	North Carolina	18	10
2-10-68	N.C. State	13	10
2-13-68	Maryland	18	14
2-17-68	Pittsburgh	13	15
2-24-68	North Carolina	14	12
2-28-68	Maryland	20	15
12-11-68	Duke	10	13
12-28-68	Baylor	11	11
2-11-69	Virginia Tech	13	11
2-17-69	Duke	16	11
2-22-69	South Carolina	17	10
3-1-69	Wake Forest	20	15

CAREER DOUBLE-DOUBLES



BILL GERRY (25)

Date	Opponent	Pt	Reb
12-6-69	Duke	14	13
12-9-69	Pennsylvania	20	18
12-16-69	North Carolina	17	13
12-19-69	Richmond	25	10
12-20-69	William & Mary	18	14
1-2-70	Wake Forest	18	11
1-10-70	Clemson	26	16
1-29-70	William & Mary	18	18
2-3-70	North Carolina	28	14
2-11-70	Maryland	16	20
2-17-70	Geo. Washington	28	11
2-21-70	Clemson	26	12
2-28-70	Maryland	23	14
3-5-70	North Carolina	21	13
12-5-70	Duke	22	11
12-9-70	Navy	18	12
12-11-70	Boston College	14	11
12-12-70	West Virginia	22	14
12-15-70	North Carolina	24	10
12-17-70	William & Mary	21	12
1-13-71	Wake Forest	24	11
1-28-71	Clemson	12	10
2-6-71	N.C. State	14	13
3-4-71	Seton Hall	13	11
3-11-71	Wake Forest	23	13

JUNIOR BURROUGH (25)

Date	Opponent	Pt	Reb
1-2-92	Duke	11	11
2-13-92	Florida State	19	10
3-7-92	Maryland	13	11
12-5-92	Stanford	15	11
12-9-92	Old Dominion	20	10
1-13-93	Clemson	15	11
1-30-93	Virginia Tech	15	10
3-6-93	Maryland	17	13
12-4-93	Rice	15	11
12-11-93	Old Dominion	29	14
12-22-93	Stanford	20	11
2-2-94	Maryland	26	13
2-26-94	Wake Forest	11	11
3-5-94	Maryland	14	11
1-7-95	N.C. State	17	10
1-18-95	North Carolina	22	14
1-22-95	Georgia Tech	19	13
1-28-95	George Mason	20	11
2-4-95	Florida State	26	19
2-15-95	Duke	17	11
3-5-95	Maryland	24	11
3-11-95	Wake Forest	31	11
13-5-95	Maryland	24	11
3-11-95	Wake Forest	31	11
3-18-95	Miami-Ohio	28	12
3-24-95	Kansas	18	12
3-26-95	Arkansas	22	16

GUS GERARD (24)

Date	Opponent	Pt	Reb
12-2-72	Washington & Lee	12	11
12-6-72	VMI	25	14
12-27-72	Georgetown	21	10
12-29-72	Saint Louis	11	10
2-10-73	Wake Forest	20	12
2-21-73	Pittsburgh	30	11
2-28-73	Virginia Tech	30	12
12-1-73	Washington & Lee	20	12
12-8-73	Duke	18	13
12-28-73	Denver	32	14
12-29-73	UNLV	27	11
1-2-74	Pittsburgh	25	10
1-8-74	Wake Forest	19	10
1-12-74	North Carolina	30	10
1-17-74	N.C. State	20	11
1-19-74	Geo. Washington	17	11
1-30-74	West Virginia	25	13
2-2-74	N.C. State	20	12
2-9-74	Wake Forest	20	11
2-13-74	Duke	29	12
2-20-74	Clemson	27	15
2-27-74	Virginia Tech	27	18
3-7-74	Clemson	30	19
3-8-74	N.C. State	12	11

OLDEN POLYNICE (19)

Date	Opponent	Pt	Reb
2-25-84	N.C. State	16	10
3-16-84	Iona	14	10
11-23-84	Providence	16	11
12-1-84	Richmond	20	10
12-28-84	Alabama	13	11
1-12-85	North Carolina	22	14
1-19-85	Clemson	10	12
2-16-85	Georgia Tech	14	11
2-20-85	Clemson	17	10
2-27-85	Wake Forest	17	12
11-23-85	Houston	25	15
12-10-85	Virginia Tech	13	10
1-2-86	Hartford	17	11
1-4-86	Georgia Tech	17	10
1-11-86	Clemson	18	13
1-14-86	Pennsylvania	20	11
1-22-86	Wake Forest	16	10
1-30-86	North Carolina	19	10
3-1-86	Maryland	14	11

BRYANT STITH (19)

Date	Opponent	Pt	Reb
12-19-88	Jacksonville	10	11
1-11-89	Clemson	15	11
2-1-89	N.C. State	15	12
2-12-89	North Carolina	20	12
3-1-89	Wake Forest	14	10
3-5-89	Maryland	15	12
1-28-90	Wake Forest	37	10
2-3-90	Marquette	35	12
2-8-90	Duke	23	15
2-25-90	N.C. State	27	12
3-9-90	North Carolina	32	11
12-3-90	Pittsburgh	28	12
1-21-91	Davidson	14	10
1-23-91	Virginia Tech	24	11
2-4-91	Radford	25	10
2-19-91	Georgia Tech	21	10
2-19-92	North Carolina	30	10
3-13-92	Georgia Tech	12	13
3-30-92	Florida	27	15

MIKE WILKES (19)

Date	Opponent	Pt	Reb
12-20-67	Marshall	19	10
1-3-68	Richmond	16	12
1-6-68	Virginia Tech	12	17
1-29-68	N.C. State	12	11
2-1-68	Duke	18	19
2-3-68	Navy	15	16
2-10-68	N.C. State	11	11
2-17-68	Pittsburgh	13	17
2-24-68	North Carolina	10	11
2-28-68	Maryland	22	17
3-7-68	South Carolina	17	15
12-14-68	South Carolina	21	16
12-20-68	Richmond	23	16
12-21-68	Virginia Tech	19	10
12-26-68	Air Force	15	10
1-3-69	N.C. State	19	11
1-11-69	Clemson	30	15
2-17-69	Duke	12	10
3-1-69	Wake Forest	15	12

JOHN GIDDING (16)

Date	Opponent	Pt	Reb
2-17-68	Pittsburgh	17	11
2-19-68	Wake Forest	12	13
12-7-68	Geo. Washington	24	22
12-11-68	Duke	15	13
12-26-68	Air Force	24	11
12-27-68	East Carolina	27	10
12-28-68	Baylor	20	11
1-11-69	Clemson	18	12
1-30-69	Maryland	10	16
2-8-69	N.C. State	13	11
2-15-69	Maryland	10	11
2-17-69	Duke	15	12
2-22-69	South Carolina	10	10
2-24-69	Clemson	15	11
3-1-69	Wake Forest	21	12
3-6-69	Duke	15	17

MARC IAVARONI (15)

Date	Opponent	Pt	Reb
12-7-74	N.C. State	12	13
1-4-75	Clemson	17	12
1-8-75	Wake Forest	18	11
1-18-75	Duke	12	15
1-25-75	Clemson	14	13
2-1-75	Duke	22	12
2-12-75	N.C. State	17	10
1-24-76	Clemson	18	16
1-8-77	North Carolina	19	14
1-20-77	Delaware	10	10
3-5-77	North Carolina	10	10
11-26-77	VMI	13	10
1-4-78	Wake Forest	12	11
2-11-78	Virginia Tech	20	10
2-25-78	Maryland	21	16

STEVE CASTELLAN (15)

Date	Opponent	Pt	Reb
1-5-76	Davidson	15	11
1-12-77	Virginia Tech	17	10
1-15-77	Wake Forest	22	16
1-29-77	N.C. State	12	12
3-4-77	Clemson	11	10
11-26-77	VMI	20	10
12-7-77	Pennsylvania	12	13
1-4-78	Wake Forest	15	10
2-8-78	Duke	14	10
3-8-78	Georgetown	20	12
11-25-78	VCU	12	11
12-28-78	Providence	17	14
1-24-79	Duke	21	10
1-27-79	N.C. State	12	14
3-7-79	NE Louisiana	11	10

ELTON BROWN (15)

Date	Opponent	Pt	Reb
1-22-02	Georgia Tech	20	10
12-5-03	VMI	14	13
12-19-03	Loyola Marymount	21	10
12-22-03	Coastal Carolina	22	11
11-19-04	Robert Morris	13	12
11-24-04	Appalachian St.	24	12
11-28-04	Richmond	12	10
12-1-04	Northwestern	15	12
12-6-04	Iowa State	13	11
12-8-04	Furman	16	12
1-5-05	Western Kentucky	10	12
1-12-05	Miami	20	10
1-19-05	Maryland	18	10
1-27-05	Virginia Tech	19	15
2-19-05	Maryland	13	12

MIKE KATOS (15)

Date	Opponent	Pt	Reb
12-6-65	Wake Forest	28	12
2-10-66	Miami (Fla.)	17	11
1-11-67	South Carolina	16	14
1-14-67	Clemson	21	17
1-28-67	North Carolina	17	16
12-7-67	VMI	16	10
12-21-67	Bowling Green	17	13
1-3-68	Richmond	21	10
1-6-68	Virginia Tech	29	11
1-11-68	Clemson	20	10
1-20-68	Clemson	32	11
1-29-68	N.C. State	23	15
2-3-68	Navy	21	14
2-19-68	Wake Forest	26	11
2-28-68	Maryland	17	10

AKIL MITCHELL (15)

Date	Opponent	Pt	Reb
3-9-12	N.C. State	10	12
11-13-12	Delaware	15	13
11-17-12	Seattle	14	16
11-28-12	Wisconsin	11	10
12-5-12	Tennessee	13	12
12-19-12	Morgan State	15	12
1-9-13	Wake Forest	10	10
1-29-13	N.C. State	14	12
2-13-13	Georgia Tech	13	12
2-28-13	Duke	19	12
3-7-13	Florida State	15	12
3-10-13	Maryland	17	10
3-19-13	Norfolk State	15	11
1-4-14	Florida State	11	13
2-2-14	Pittsburgh	10	12



CAREER DOUBLE-DOUBLES

WALLY WALKER (14)

Date	Opponent	Pt	Reb
1-25-73	North Carolina	25	10
1-27-73	Clemson	16	12
2-6-73	Navy	20	11
2-10-73	Wake Forest	22	17
12-29-73	UNLV	22	13
1-30-74	West Virginia	21	15
2-9-74	Wake Forest	26	10
2-23-74	North Carolina	18	11
2-22-75	North Carolina	15	13
1-5-76	Davidson	15	11
1-21-76	Pittsburgh	25	11
2-4-76	Maryland	24	10
2-11-76	Duke	30	10
2-25-76	Virginia Tech	17	14

KENNY TURNER (14)

Date	Opponent	Pt	Reb
1-17-90	Maryland	19	11
1-21-90	Georgia Tech	13	11
1-24-90	Virginia Tech	15	12
3-9-90	North Carolina	17	10
3-11-90	Georgia Tech	15	11
11-26-90	UCLA	25	10
12-20-90	Marshall	22	10
1-2-91	Marquette	26	12
1-5-91	Duke	15	10
1-16-91	Maryland	14	10
2-4-91	Radford	18	16
2-13-91	Fairfield	11	11
2-25-91	Towson	16	10
3-2-91	Maryland	15	12

CHRIS WILLIAMS (14)

Date	Opponent	Pt	Reb
11-13-98	VCU	20	10
12-5-98	New Hampshire	14	14
12-22-98	VMI	19	15
1-27-99	Virginia Tech	17	13
2-3-99	Wake Forest	14	10
3-4-99	Duke	16	10
2-20-00	North Carolina	16	12
1-20-01	Missouri	17	11
1-24-01	North Carolina	14	11
2-14-01	Duke	21	12
11-16-01	Wagner	26	10
12-20-01	Georgetown	17	11
2-3-02	Missouri	18	11
2-12-02	North Carolina	18	10

JOHN CROTTY (12)

Date	Opponent	Pt	Ast
2-25-88	Georgia Tech	11	11
3-16-89	Providence	24	10
3-18-89	Middle Tenn. S.	25	14
11-28-89	Samford	26	11
1-15-90	VMI	18	12
1-17-90	Maryland	14	10
2-3-90	Marquette	19	12
2-22-90	Georgia Tech	14	10
3-18-90	Syracuse	10	12
12-29-90	Minnesota	19	12
1-2-91	Marquette	16	11
1-29-91	N.C. State	21	14

TED JEFFRIES (10)

Date	Opponent	Pt	Reb
1-23-91	Virginia Tech	10	11
3-2-91	Maryland	11	10
3-3-92	N.C. State	10	17
3-27-92	New Mexico	14	12
12-5-92	Stanford	12	13
1-2-93	Winthrop	14	12
1-23-93	Georgia Tech	14	12
1-25-93	William & Mary	23	10
2-8-93	Florida State	23	19
3-6-93	Maryland	15	12

JAY HUFF (10)

Date	Opponent	Pt	Blk
11-6-19	Syracuse	11	12
1-11-20	Syracuse	16	10
2-5-20	Clemson	10	10
12-4-20	Kent State	18	11
1-24-21	Syracuse	21	12
2-13-21	North Carolina	18	12
2-20-21	Duke	20	12
2-24-21	NC State	19	11
3-11-21	Syracuse	13	12
2-29-20	Duke	15	10

SEASON DOUBLE-DOUBLES

Player	No.
1. Ralph Sampson (1983)	24
2. Ralph Sampson (1980)	21
Ralph Sampson (1981)	21
4. Ralph Sampson (1982)	18
5. Norm Carmichael (1968)	17
Gus Gerard (1974)	17
Travis Watson (2002)	17

DOUBLE-DOUBLES STREAKS

Player	No.
1. Ralph Sampson (1/26/83-2/27/83)	9
2. Ralph Sampson (1/7/81-2/5/81)	7
Ralph Sampson (12/19/81-1/9/82)	7
4. Norm Carmichael (2/1/68-2/17/68)	6
John Gidding (2/15/69-3/6/69)	6
Bill Gerry (12/5/70-12/17/70)	6
Ralph Sampson (2/28/80-3/19/80)	6

OTHER DOUBLE-DOUBLES

Player	No.
Yuri Barnes	9
Andrew Kennedy	9
Jason Cain	8
Mac Caldwell	8
Brent Dabbs	8
Jerry Sanders	8
Jason Williford	8
Jim Connelly	7
Anthony Gill	6
Craig Robinson	6
Sean Singletary	6
Otis Fulton	5
Adrian Joseph	5
John Naponick	5
Buddy Reams	5
Tom Sheehy	5
Cory Alexander	4
Chip Case	4
Frank DeWitt	4
Donald Hand	4
Mamadi Diakite	3
Sam Hauser	3
De'Andre Hunter	3
Ty Jerome	3
Rich Katstra	3
Mel Kennedy	3
Braxton Key	3
Cornel Parker	3
Barry Parkhill	3
Devin Smith	3
Mike Tobey	3
London Perrantes	3
Othell Wilson	3
Courtney Alexander	2
Darion Atkins	2
Bill Batts	2
Malcolm Brogdon	2
Kihei Clark	2
Chip Conner	2
Adam Hall	2
Laurynas Mikalauskas	2
Mike Owens	2
Ryan Pettinella	2
John Schroeder	2
Isaiah Wilkins	2
Matt Blundin	1
Dan Bonner	1
Derrick Byars	1
Harold Deane	1
Mamadi Diane	1
Stephane Dondon	1
Colin Ducharme	1
Kenton Edelin	1
Gary Forbes	1
Kyle Guy	1
Jim Hobgood	1
John Johnson	1
Scott Johnson	1
Barry Koval	1
Sylvan Landesberg	1
J.C. Mathis	1
Richard Morgan	1
Tim Mullen	1
Lee Raker	1
J.R. Reynolds	1
Jamal Robinson	1
Assane Sene	1
Fred Stant	1
Jamil Tucker	1

TRIPLE-DOUBLES

- Player**
1. Ralph Sampson vs. Army, 12-22-79 (16 pts, 14 rebs, 12 blks)
 2. Ralph Sampson vs. ODU, 12-29-79 (15 pts, 22 rebs, 10 blks)
 3. Bill Miller vs. NC State, 2-1-55 (11 pts, 10 rebs, 10 assts)



CAREER REBOUNDS

No.	Name	Rebounds
1.	Ralph Sampson (1980-83)	1,511
2.	Travis Watson (2000-03)	1,115
3.	Mike Scott (2008-12)	944
4.	Junior Burrough (1992-95)	929
5.	Bryant Stith (1989-92)	859
6.	Steve Castellani (1976-79)	799
7.	Akil Mitchell (2011-14)	798
8.	Ted Jeffries (1990-93)	787
9.	Chris Williams (1999-02)	786
10.	Norman Nolan (1995-98)	765
11.	Scott McCandlish (1970-72)	761
12.	Marc Iavaroni (1975-78)	718
13.	Kenny Turner (1988-91)	706
14.	Olden Polynice (1984-86)	667
15.	Wally Walker (1973-76)	665
16.	Elton Brown (2002-05)	660
17.	Isaiah Wilkins (2014-18)	631
18.	Norm Carmichael (1967-69)	622
19.	Gene Engel (1961-63)	612
20.	Bob Mortell (1958-60)	600

CAREER AVERAGE LEADERS

No.	Name	Rebs (Gms)	Avg.
1.	Ralph Sampson (1980-83)	1,511 (132)	11.4
2.	Herb Busch (1957-59)	556 (58)	9.6
3.	Scott McCandlish (1970-72)	761 (79)	9.6
4.	Travis Watson (2000-03)	1,115 (119)	9.4
5.	Gus Gerard (1973-74)	481 (52)	9.3
6.	Norm Carmichael (1967-69)	622 (70)	8.9
7.	Mike Wilkes (1968-71)	507 (58)	8.7
8.	Gene Engel (1961-63)	612 (73)	8.4
9.	Bob Mortell (1958-60)	600 (72)	8.3
10.	Chip Conner (1962-64)	551 (68)	8.1

CAREER OFFENSIVE REBOUNDS (SINCE 1987)

No.	Name	Career Off. Rebounds
1.	Travis Watson (2000-03)	381
2.	Junior Burrough (1992-95)	362
3.	Bryant Stith (1989-92)	342
4.	Mike Scott (2008-12)	334
5.	Norman Nolan (1995-98)	305
6.	Chris Williams (1999-02)	276
7.	Kenny Turner (1988-91)	243
8.	Elton Brown (2002-05)	242
9.	Adam Hall (1999-02)	238
10.	Cornel Parker (1991-94)	236

SEASON REBOUND LEADERS

No.	Name	Rebounds
1.	Ralph Sampson (1982-83)	386
2.	Ralph Sampson (1979-80)	381
3.	Ralph Sampson (1980-81)	378
4.	Ralph Sampson (1981-82)	366
5.	Bob Mortell (1959-60)	350
6.	Travis Watson (2002-03)	321
7.	Akil Mitchell (2012-13)	312
8.	Norm Carmichael (1967-68)	300
9.	Junior Burrough (1994-95)	295
10.	Bill Gerry (1969-70)	277

Class Records

Sr.	Ralph Sampson (1982-83)	386
Jr.	Ralph Sampson (1981-82)	366
So.	Ralph Sampson (1980-81)	378
Fr.	Ralph Sampson (1979-80)	381

SEASON AVERAGE LEADERS

No.	Name	Rebs (Gms)	Avg.
1.	Bob Mortell (1959-60)	350 (24)	14.6
2.	Norm Carmichael (1967-68)	300 (25)	12.0
3.	Ralph Sampson (1982-83)	386 (33)	11.7
4.	Ralph Sampson (1980-81)	378 (33)	11.5
5.	Ralph Sampson (1981-82)	366 (32)	11.4
6.	Ralph Sampson (1979-80)	381 (34)	11.2
	John Gidding (1968-69)	268 (24)	11.2
8.	Bill Gerry (1969-70)	277 (25)	11.1
9.	Mike Wilkes (1967-68)	276 (25)	11.0
10.	Travis Watson (2002-03)	321 (31)	10.4

Class Records

Sr.	Bob Mortell (1959-60)	350 (24)	14.6
Jr.	Norm Carmichael (1967-68)	300 (25)	12.0
So.	Ralph Sampson (1980-81)	378 (33)	11.5
Fr.	Ralph Sampson (1979-80)	381 (34)	11.2

SEASON OFFENSIVE REBOUNDS (SINCE 1987)

No.	Name	Off. Rebounds
1.	Bryant Stith (1988-89)	121
2.	Norman Nolan (1996-97)	107
3.	Junior Burrough (1994-95)	105
4.	Junior Burrough (1992-93)	104
5.	Travis Watson (2000-01)	100
6.	Travis Watson (2001-02)	96
7.	Travis Watson (2002-03)	95
	Mike Scott (2008-09)	95
9.	Andrew Kennedy (1986-87)	94
10.	Akil Mitchell (2012-13)	94

SINGLE GAME REBOUNDS

No.	Name	Rebounds
1.	Bob Mortell vs. Washington & Lee (2-27-60)	25
2.	Bob Mortell vs. VMI (1-6-60)	24
3.	Gene Engel vs. VMI (12-30-60)	23
4.	Bob Mortell vs. South Carolina (2-5-60)	22
	Norm Carmichael vs. Richmond (1-3-68)	22
	John Gidding vs. George Washington (12-7-68)	22
	Ralph Sampson vs. Old Dominion (12-29-79)	22
8.	Ralph Sampson vs. Virginia Tech (1-14-80)	21
	Ralph Sampson vs. Virginia Tech (2-6-82)	21
	Ralph Sampson vs. UAB (3-18-82)	21
	Ralph Sampson vs. N.C. State (1-12-83)	21

Class Records

Sr.	Bob Mortell vs. Washington & Lee (2-27-60)	25
Jr.	Norm Carmichael vs. Richmond (1-3-68)	22
So.	Ralph Sampson vs. Virginia Tech (1-3-81)	19
Fr.	Ralph Sampson vs. Old Dominion (12-29-79)	22

GAME OFFENSIVE REBOUNDS (SINCE 1987)

No.	Name	Off. Rebounds
1.	Matt Blundin vs. Clemson (1-9-90)	10
	Bryant Stith vs. Georgia Tech (3-13-92)	10
	Travis Watson vs. Maryland (1-31-02)	10
	Mike Scott vs. VMI (11-16-08)	10

20-REBOUND GAMES

No.	Name	Games
1.	Ralph Sampson (1980-83)	7
2.	Bob Mortell (1958-60)	4
3.	Herb Busch (1957-59)	2
Season Record: Ralph Sampson (1980)		3
	Bob Mortell (1960)	3

15-REBOUND GAMES

No.	Name	Games
1.	Ralph Sampson (1980-83)	27
2.	Travis Watson (2000-03)	12
3.	Bob Mortell (1958-60)	10
4.	Mike Wilkes (1967-69)	9
5.	Scott McCandlish (1970-72)	8

Other 15-Rebound Games:

Herb Busch	6
Norm Carmichael	6
Mike Scott	5
Gene Engel	4
Bill Gerry	4
Jason Cain	3
Gus Gerard	3
John Gidding	3
Marc Iavaroni	3
Norman Nolan	3
John Siewers	3
Mike Tobey	2
Yuri Barnes	2
Junior Burrough	2
Mac Caldwell	2
Chip Conner	2
Otis Fulton	2
Ted Jeffries	2
Rich Katstra	2
Akil Mitchell	2
Bryant Stith	2
Wally Walker	2
Bill Batts	1
Matt Blundin	1
Elton Brown	1
Chip Case	1
Steve Castellani	1
Adam Hall	1
John Hill	1
Adrian Joseph	1
Mike Katos	1
Mel Kennedy	1
J.C. Mathis	1
John Naponick	1
Olden Polynice	1
Craig Robinson	1
Jerry Sanders	1
John Schroeder	1
Assane Sene	1
Kenny Turner	1
Chris Williams	1
Jason Williford	1

Season Record: Ralph Sampson 8 (1983)



CAREER FIELD GOALS

No.	Name	Career FGs
1.	Ralph Sampson (1980-83)	899
2.	Bryant Stith (1989-92)	856
3.	Jeff Lamp (1978-81)	841
4.	Buzzy Wilkinson (1953-55)	784
5.	Wally Walker (1973-76)	779
6.	Junior Burrough (1992-95)	759
7.	Chris Williams (1999-02)	650
8.	Bob McCarty (1954-56)	643
9.	Sean Singletary (2005-08)	642
10.	Richard Morgan (1986-89)	605

SEASON FIELD GOALS

No.	Name	FGs
1.	Buzzy Wilkinson (1954-55)	308
2.	Buzzy Wilkinson (1953-54)	288
3.	Wally Walker (1975-76)	262
4.	Norman Nolan (1997-98)	257
5.	Ralph Sampson (1982-83)	250
6.	Barry Parkhill (1971-72)	239
7.	Junior Burrough (1994-95)	236
	Bob McCarty (1954-55)	236
9.	Richard Morgan (1988-89)	235
10.	Jeff Lamp (1979-80)	232

Class Records

Sr.	Buzzy Wilkinson (1954-55)	308
Jr.	Buzzy Wilkinson (1953-54)	288
So.	Jeff Lamp (1978-79)	230
	Ralph Sampson (1980-81)	230
Fr.	Ralph Sampson (1979-80)	221

CAREER FG PERCENTAGE (MIN 300 FG MADE)

No.	Name	FG-FGA	FG%
1.	Jay Huff (2018-21)	307-522	.588
2.	Anthony Gill (2014-16)	442-759	.582
3.	Olden Polynice (1984-86)	442-765	.578
4.	Andrew Kennedy (1986-87)	301-525	.573
5.	Ralph Sampson (1980-83)	899-1584	.568
6.	Norm Carmichael (1967-69)	322-572	.563
7.	Mamadi Diakite (2017-20)	396-756	.524
8.	Jeff Jones (1979-82)	324-621	.522
9.	Mike Scott (2008-12)	585-1122	.521
10.	Bill Gerry (1969-71)	322-619	.520

SEASON FG PERCENTAGE (MIN 100 FG MADE)

No.	Name	FG-FGA	FG%
1.	Ralph Sampson (1982-83)	250-414	.604
2.	Olden Polynice (1984-85)	161-267	.603
3.	Mike Tobey (2015-16)	119-198	.601
4.	Mike Wilkes (1968-69)	153-256	.598
5.	Anthony Gill (2013-14)	111-189	.587
6.	Jay Huff (2020-21)	127-217	.585
7.	Andrew Kennedy (1985-86)	110-188	.585
8.	Anthony Gill (2014-15)	142-244	.582
9.	Anthony Gill (2015-16)	189-326	.580
10.	Norm Carmichael (1968-69)	127-222	.572
	Olden Polynice (1985-86)	183-320	.572

FIELD GOAL ATTEMPTS

Career:	Bryant Stith (1989-92)	1,774
Season:	Buzzy Wilkinson (1953-54)	767

GAME FG RECORDS

FGM:	Tony Laquintano vs. West Virginia (12-17-60)	19
	Jim Connelly vs. William & Mary (12-1-65)	19
	Barry Parkhill vs. Baldwin-Wallace (12-11-71)	19
FGA:	Buzzy Wilkinson vs. Duke (3-4-54)	44
FG%:	Numerous times	1.000
	Best perfect games...	
	Jeff Jones vs. UAB (3-18-82)	9-9
	Kenny Turner vs. Samford (11-28-89)	9-9
	Mike Scott vs. Wake Forest (2-7-12)	9-9

CONSECUTIVE MADE FGS

No.	Name	FGs
1.	Isaiah Wilkins (2016-17)	12
	Bobby Stokes (1977-78)	12

CAREER 3-POINTERS

No.	Name	Career 3FGs
1.	Curtis Staples (1995-98)	413
2.	Joe Harris (2011-14)	263
3.	Kyle Guy (2017-19)	254
4.	Harold Deane (1994-97)	237
5.	Sean Singletary (2005-08)	222
6.	J.R. Reynolds (2004-07)	221
7.	London Perrantes (2014-17)	211
8.	Sammy Zeglinski (2008-12)	200
9.	Malcolm Brogdon (2012-16)	185
10.	John Crotty (1988-91)	179

SEASON 3-POINTERS

No.	Name	3FGs
1.	Curtis Staples (1997-98)	130
2.	Kyle Guy (2018-19)	120
3.	Curtis Staples (1994-95)	103
4.	Curtis Staples (1996-97)	98
5.	Todd Billet (2002-03)	94
6.	Kyle Guy (2017-18)	83
7.	Richard Morgan (1988-89)	82
	Curtis Staples (1995-96)	82
9.	Roger Mason, Jr. (2001-02)	81
10.	Sean Singletary (2006-07)	79

Class Records

Sr.	Curtis Staples (1997-98)	130
Jr.	Kyle Guy (2018-19)	120
So.	Kyle Guy (2017-18)	83
Fr.	Curtis Staples (1994-95)	103

3-POINT ATTEMPTS

Career:	Curtis Staples (1995-98)	1,079
Season:	Curtis Staples (1997-98)	333

CONSECUTIVE MADE 3FGS

1.	Kyle Guy (2018-19)	11
2.	Darius Thompson (2015-16 & 2016-17)	8
	London Perrantes (2013-14) [over four games]	8
	Harold Deane (1994-95) [over two games]	8
	Mustapha Farrakhan (2010-11) [same game]	8

CAREER 3FG PERCENTAGE (MIN 100 3FG MADE)

No.	Name	FG-FGA	FG%
1.	Kyle Guy (2017-19)	254-597	.425
2.	Keith Friel (2000-01)	107-254	.421
3.	London Perrantes (2014-17)	211-516	.409
4.	Joe Harris (2011-14)	263-646	.407
5.	Todd Billet (2003-04)	156-398	.392
6.	Ty Jerome (2017-19)	166-424	.392
7.	Curtis Staples (1995-98)	413-1079	.383
8.	Roger Mason, Jr. (2000-02)	137-365	.375
9.	J.R. Reynolds (2004-07)	221-610	.362
	Sean Singletary (2005-08)	222-614	.362

SEASON 3FG PERCENTAGE

Min	Att	Name	FG-FGA	FG%
50		Othell Wilson (1982-83)	29-54	.537
100		Kyle Guy (2016-17)	51-103	.495
150		Kyle Guy (2018-19)	120-282	.426
200		Curtis Staples (1994-95)	103-244	.422

GAME 3FG RECORDS

FGM:	Curtis Staples vs. UNLV (2-12-95)	9
	Curtis Staples vs. Georgia Tech (2-15-98)	9
FGA:	Curtis Staples vs. North Carolina (2-11-98)	17
FG%:	Numerous times	1.000
	Best perfect games...	
	Tim Mullen vs. Duke (2-5-83)	5-5
	John Crotty vs. Villanova (12-7-90)	5-5
	Adam Hall vs. Hampton (11-25-98)	5-5

3-POINT YEARLY LEADERS

Year	Player	3-pointers
1982-83	Othell Wilson	29
1986-87	Richard Morgan	16
1987-88	Richard Morgan	34
1988-89	Richard Morgan	82
1989-90	John Crotty	66
1990-91	John Crotty	46
1991-92	Cory Alexander	44
1992-93	Cory Alexander	64
1993-94	Harold Deane	51
1994-95	Curtis Staples (led ACC)	103
1995-96	Curtis Staples	82
1996-97	Curtis Staples (led ACC)	98
1997-98	Curtis Staples (led ACC)	130
1998-99	Donald Hand	50
1999-00	Donald Hand	51
2000-01	Keith Friel	62
2001-02	Roger Mason, Jr.	81
2002-03	Todd Billet	94
2003-04	Todd Billet	62
2004-05	Devin Smith	63
2005-06	J.R. Reynolds	60
2006-07	Sean Singletary	79
2007-08	Mamadi Diane	60
2008-09	Sammy Zeglinski	33
2009-10	Sammy Zeglinski	61
2010-11	Joe Harris	65
2011-12	Sammy Zeglinski	59
2012-13	Joe Harris	77
2013-14	Joe Harris	72
2014-15	Justin Anderson	47
2015-16	London Perrantes	78
2016-17	London Perrantes	65
2017-18	Kyle Guy	83
2018-19	Kyle Guy	120
2019-20	Tomas Woldetensae	52
2020-21	Sam Hauser	63



CAREER FREE THROWS

No.	Name	FTs
1.	Bryant Stith (1989-92)	690
2.	Buzzy Wilkinson (1953-55)	665
3.	Jeff Lamp (1978-81)	635
4.	Sean Singletary (2005-08)	573
5.	Harold Deane (1994-97)	546
6.	Donald Hand (1998-01)	444
7.	Junior Burrough (1992-95)	439
8.	Ralph Sampson (1980-83)	427
9.	Malcolm Brogdon (2012-16)	422
10.	John Crotty (1988-91)	413

SEASON FREE THROWS

No.	Name	FTs
1.	Buzzy Wilkinson (1954-55)	282
2.	Buzzy Wilkinson (1953-54)	238
3.	Bryant Stith (1989-90)	192
4.	Sean Singletary (2006-07)	190
5.	Bryant Stith (1991-92)	189
	Sean Singletary (2007-08)	189
7.	Jeff Lamp (1978-79)	181
8.	Harold Deane (1994-95)	178
9.	Jeff Lamp (1977-78)	173
10.	J.R. Reynolds (2006-07)	164

Class Records

Sr.	Buzzy Wilkinson (1954-55)	282
Jr.	Buzzy Wilkinson (1953-54)	238
So.	Bryant Stith (1989-90)	192
Fr.	Jeff Lamp (1978-79)	181

CAREER FT PERCENTAGE (MIN 200 FT MADE)

No.	Name	FT-FTA	FG%
1.	Malcolm Brogdon (2013-16)	422-482	.876
2.	Roger Mason, Jr. (2000-02)	318-366	.869
3.	Jeff Lamp (1978-81)	635-748	.849
4.	Sean Singletary (2005-08)	573-677	.846
5.	London Perrantes (2014-17)	220-271	.812
6.	J.R. Reynolds (2004-07)	402-501	.802
	Sylyen Landesberg (2009-10)	259-323	.802
8.	Barry Parkhill (1971-73)	339-426	.796
9.	Bryant Stith (1989-92)	690-875	.789
10.	Wally Walker (1973-76)	291-370	.786

SEASON FT PERCENTAGE (MIN 100 FT MADE)

No.	Name	FT-FTA	FG%
1.	Malcolm Brogdon (2015-16)	140-156	.897
2.	Roger Mason, Jr. (2000-01)	122-138	.884
3.	Roger Mason, Jr. (2001-02)	133-151	.881
4.	Malcolm Brogdon (2014-15)	116-132	.879
5.	Malcolm Brogdon (2013-14)	126-144	.875
6.	Sean Singletary (2006-07)	190-218	.872
7.	Jeff Lamp (1980-81)	154-178	.865
8.	Richard Morgan (1988-89)	121-140	.864
9.	Donald Hand (1998-99)	162-188	.862
10.	Sean Singletary (2007-08)	189-222	.851

FREE THROW ATTEMPTS

Career:	Bryant Stith (1989-92)	875
Season:	Buzzy Wilkinson (1954-55)	366

GAME FT RECORDS

FTM:	Buzzy Wilkinson vs. Duke (2-22-55)	18
FTA:	Buzzy Wilkinson vs. Duke (2-22-55)	25
FT%:	Numerous times	1.000
	Buzzy Wilkinson vs. Wash. & Lee (1-14-55)	17-17

CONSECUTIVE MADE FTS

Jeff Lamp (1979-80)	48
Malcolm Brogdon (2015-16)	42

CAREER GAMES

No.	Name	Career Games
1.	London Perrantes (2014-17)	138
	Mike Tobey (2013-16)	138
3.	Malcolm Brogdon (2012-16)	136
4.	Joe Harris (2011-14)	135
5.	Mamadi Diakite (2017-20)	134
	Evan Nolte (2013-16)	134
	Ricky Stokes (1981-84)	134
8.	Akil Mitchell (2011-14)	133
9.	Isaiah Wilkins (2015-18)	132
	Jim Miller (1982-85)	132
	Ralph Sampson (1980-83)	132

SEASON GAMES

No.	Name	Games
1.	Kihei Clark (2018-19)	38
	Mamadi Diakite (2018-19)	38
	Kyle Guy (2018-19)	38
	De'Andre Hunter (2018-19)	38

CAREER STARTS

No.	Name	Career Starts
1.	London Perrantes (2014-17)	132
2.	Joe Harris (2013-14)	128
	Ralph Sampson (1980-83)	128
	Bryant Stith (1989-92)	128
5.	Ted Jeffries (1990-93)	127
6.	Junior Burrough (1992-95)	125
7.	Sean Singletary (2005-08)	123
8.	Jeff Lamp (1978-81)	122
9.	Harold Deane (1994-97)	116
10.	Chris Williams (1999-02)	112

SEASON STARTS

No.	Name	Starts
1.	Kyle Guy (2018-19)	38
	De'Andre Hunter (2018-19)	38
3.	Ty Jerome (2018-19)	37
	Malcolm Brogdon (2015-16)	37
	Anthony Gill (2015-16)	37
	Malcolm Brogdon (2013-14)	37
	Joe Harris (2013-14)	37
8.	Akil Mitchell (2013-14)	36
9.	London Perrantes (2015-16)	35
	Joe Harris (2012-13)	35
	Akil Mitchell (2012-13)	35

CAREER MINUTES *

No.	Name	Career Minutes
1.	London Perrantes (2014-17)	4,425
2.	Bryant Stith (1989-92)	4,391
3.	Harold Deane (1994-97)	4,269
4.	Jeff Lamp (1978-81)	4,231
5.	John Crotty (1988-91)	4,174
6.	Malcolm Brogdon (2012-16)	4,157
7.	Joe Harris (2011-14)	4,084
8.	Curtis Staples (1995-98)	4,072
9.	Ralph Sampson (1980-83)	4,070
10.	Sean Singletary (2005-08)	4,034

SEASON MINUTES *

No.	Name	Minutes
1.	Kyle Guy (2018-19)	1,344
2.	Malcolm Brogdon (2015-16)	1,263
3.	Ty Jerome (2018-19)	1,256
4.	De'Andre Hunter (2018-19)	1,234
5.	Bryant Stith (1991-92)	1,202
6.	Jeff Lamp (1979-80)	1,200
7.	John Crotty (1989-90)	1,176
8.	Curtis Staples (1997-98)	1,174
9.	Harold Deane (1994-95)	1,170
10.	Malcolm Brogdon (2013-14)	1,163

CAREER MINUTE AVERAGE *

No.	Name	Career Average
1.	Harold Deane (1994-97)	35.0
2.	Jeff Lamp (1978-81)	34.4
3.	Cory Alexander (1992-95)	33.6
4.	Bryant Stith (1989-92)	33.5
5.	Curtis Staples (1995-98)	33.4
6.	Sylyen Landesberg (2009-10)	33.2
7.	Todd Billet (2003-04)	32.9
8.	Sean Singletary (2005-08)	32.8
9.	John Crotty (1988-91)	32.4
10.	London Perrantes (2014-17)	32.1
	Kihei Clark (2019-present)	

SEASON MINUTE AVERAGE *

No.	Name	Career Average
1.	Curtis Staples (1997-98)	39.1
2.	Kihei Clark (2019-20)	37.1
	John Crotty (1989-90)	36.8
4.	Harold Deane (1996-97)	36.4
	John Johnson (1986-87)	36.4
	Bryant Stith (1991-92)	36.4
7.	Cory Alexander (1992-93)	36.1
	Roger Mason, Jr. (2001-02)	36.1
8.	Norman Nolan (1997-98)	35.9
10.	Olden Polynice (1985-86)	35.8

* minutes first kept during 1972-73 season



CAREER ASSISTS

No.	Name	Career Assists
1.	John Crotty (1988-91)	683
2.	Jeff Jones (1979-82)	598
3.	Sean Singletary (2005-08)	587
4.	London Parrantes (2014-17)	569
5.	Donald Hand (1998-01)	529
6.	Othell Wilson (1981-84)	493
7.	Harold Deane (1994-97)	468
8.	John Johnson (1985-88)	426
9.	Jontel Evans (2010-13)	419
10.	Cory Alexander (1992-95)	401

SEASON ASSISTS

No.	Name	Assists
1.	John Crotty (1989-90)	214
2.	John Crotty (1988-89)	208
3.	Ty Jerome (2018-19)	202
	Sean Singletary (2007-08)	202
5.	Jeff Jones (1979-80)	200
6.	John Johnson (1986-87)	194
7.	Kihe Clark (2019-20)	176
8.	Donald Hand (2000-01)	174
9.	John Crotty (1990-91)	169
10.	London Parrantes (2015-16)	153

Class Records

Sr.	Sean Singletary (2007-08)	202
Jr.	John Crotty (1989-90)	214
So.	John Crotty (1988-89)	208
Fr.	Cory Alexander (1991-92)	145

SINGLE GAME ASSISTS

No.	Name	Assists
1.	Ty Jerome at Syracuse (3-4-19)	14
	Harold Deane vs. Maryland (3-5-95)	14
	Cory Alexander vs. N.Carolina A&T (11-30-94)	14
	John Crotty vs. N.C. State (1-29-91)	14
	John Crotty vs. Middle Tennessee (3-18-89)	14
6.	Kihe Clark vs. Navy (12/29/19)	13
	Othell Wilson vs. Wake Forest (1-28-84)	13
	Barry Parkhill vs. Wake Forest (1-13-71)	13
9.	12 Tied	12

Last: Ty Jerome vs. Virginia Tech (1-15-19)

10-ASSIST GAMES

No.	Name	Career 10 Assist Games
1.	John Crotty (1988-91)	13
2.	Ty Jerome (2017-19)	5
3.	Sean Singletary (2005-08)	4
	Cory Alexander (1992-95)	4
	Barry Parkhill (1971-73)	4
6.	John Johnson (1985-88)	4
	Jeff Jones (1979-82)	4
	Othell Wilson (1981-84)	4
9.	London Parrantes (2014-17)	3
10.	Kihe Clark (2019-present)	2
	Donal Hand (1998-2001)	2
	Cornel Parker (1991-94)	2
	Barry Koval (1968)	2

Other 10-Assist Games:

T.J. Bannister, Harold Deane, Jontel Evans, Billy Langloh, Bill Miller, Tim Mullen, J.R. Reynolds

CAREER STEALS

No.	Name	Career Steals
1.	Othell Wilson (1981-84)	222
2.	Sean Singletary (2005-08)	200
3.	Chris Williams (1999-02)	189
	Jeff Jones (1979-82)	189
5.	Donald Hand (1998-01)	179
	Harold Deane (1994-97)	179
7.	Bryant Stith (1989-92)	177
8.	Richard Morgan (1986-89)	160
9.	Adam Hall (1999-02)	157
10.	Sammy Zeglinski (2008-12)	156

SEASON STEALS

No.	Name	Steals
1.	Othell Wilson (1983-84)	69
2.	Othell Wilson (1981-82)	61
3.	Sean Singletary (2007-08)	60
4.	Ty Jerome (2018-19)	57
	Donald Hand (1998-99)	57
6.	Jeff Jones (1980-81)	56
7.	Ty Jerome (2017-18)	55
	Richard Morgan (1988-89)	55
9.	Sean Singletary (2005-06)	54
10.	Jeff Jones (1981-82)	53
	Ricky Stokes (1983-84)	53

Class Records

Sr.	Othell Wilson (1983-84)	69
Jr.	Ty Jerome (2018-19)	57
So.	Othell Wilson (1981-82)	61
Fr.	Adam Hall (1998-99)	49

SINGLE GAME STEALS

No.	Name	Steals
1.	Scott McCandlish vs. Xavier (12-29-72)	7
	Othell Wilson vs. Virginia Tech (2-15-84)	7
	Othell Wilson vs. Wake Forest (3-9-84)	7
	Richard Morgan vs. Mississippi State (12-29-88)	7
	Curtis Staples vs. Tennessee-Martin (11-24-95)	7
	Sean Singletary vs. N.C. State (2-24-08)	7
7.	11 Tied	6
	Last: Sean Singletary vs. Boston College (2-29-08)	6

CAREER BLOCKS

No.	Name	Career Blocks
1.	Ralph Sampson (1980-83)	462
2.	Jay Huff (2018-21)	166
3.	Mamadi Diakite (2017-20)	156
4.	Chris Alexander (1993-96)	148
5.	Isaiah Wilkins (2015-18)	141
6.	Travis Watson (2000-03)	130
7.	Kris Hunter (1997-99)	126
8.	Jason Clark (2002-05)	112
9.	Assane Sene (2009-12)	108
	Steve Castellan (1976-79)	108

SEASON BLOCKS

No.	Name	Blocks
1.	Ralph Sampson (1979-80)	157
2.	Ralph Sampson (1982-83)	103
	Ralph Sampson (1980-81)	103
4.	Ralph Sampson (1981-82)	99
5.	Kris Hunter (1998-99)	88
6.	Jay Huff (2020-21)	66
7.	Mamadi Diakite (2018-19)	63
8.	Jay Huff (2019-20)	61
9.	Chris Alexander (1994-95)	54
10.	Chris Alexander (1995-96)	49
	Isaiah Wilkins (2017-18)	49

Class Records

Sr.	Ralph Sampson (1982-83)	103
Jr.	Ralph Sampson (1981-82)	99
So.	Ralph Sampson (1980-81)	103
Fr.	Ralph Sampson (1979-80)	157

SINGLE GAME BLOCKS

No.	Name	Blocks
1.	Ralph Sampson vs. Army (12-22-79)	12
2.	Jay Huff vs. Duke (2/29/20)	10
	Ralph Sampson vs. Old Dominion (12-29-79)	10
4.	Ralph Sampson vs. Maryland (2-28-81)	9
	Ralph Sampson vs. Lafayette (3-5-80)	9
	Ralph Sampson vs. Temple (12-5-79)	9
7.	Jason Clark vs. VMI (1-24-02)	8
	Chris Alexander vs. Richmond (12-9-95)	8
	Ralph Sampson vs. Chaminade (12-19-81)	8
	Ralph Sampson vs. Fairfield (11-27-81)	8
	Ralph Sampson vs. Virginia Tech (1-14-80)	8

TURNOVERS

Career:	Sean Singletary (2005-08)	402
Season:	Sean Singletary (2007-08)	128
Game:	Billy Langloh vs. UNLV (12-29-73)	12

SINGLE-GAME RECORDS



MOST POINTS SCORED

No.	Opponent (Date)	Points
1.	George Mason (1-28-95)	128
2.	Johns Hopkins (11-26-82)	124
3.	BYU-Hawaii (12-21-81)	118
4.	Coastal Carolina (11-20-00)	117
	Baldwin Wallace (12-11-71)	117

MOST POINTS ALLOWED

No.	Opponent (Date)	Points
1.	Duke (2-11-65)	136
2.	Wake Forest (2-12-62)	116
3.	Duke (1-10-99)	115
4.	N.C. State (2-8-55)	114
5.	Maryland (3-3-02)	112

MOST COMBINED POINTS

No.	Opponent (Date)	Points
1.	Georgetown (3-15-00) [30T]	226 (111-115)
	George Mason (1-28-95)	226 (128-98)
3.	Virginia Tech (1-25-89)	219 (113-106)

FEWEST POINTS SCORED (MODERN ERA - SINCE 1938)

No.	Opponent (Date)	Points
1.	Navy (1-12-38)	14
2.	Richmond (1-10-42)	17
3.	Naval Training Station (1944)	20
	Washington & Lee (1-14-38)	20
5.	Richmond (2-16-40)	21
	Maryland (1-28-39)	21

FEWEST POINTS SCORED (SHOT CLOCK ERA - SINCE 1986)

No.	Opponent (Date)	Points
1.	Connecticut (11-29-93)	36
2.	Wisconsin (12-4-13)	38
3.	Florida (3-18-17)	39
4.	North Carolina (2-18-17)	41
	Duke (1-27-11)	41
	Duke (3-5-98)	41

FEWEST POINTS ALLOWED (MODERN ERA - SINCE 1938)

No.	Opponent (Date)	Points
1.	Bridgewater (12-7-39)	14
2.	Norfolk Apprentice (1943)	15
3.	VMI (1944)	16
	Virginia Tech (1-30-39)	16
	Bridgewater (12-6-37)	16

FEWEST POINTS ALLOWED (SHOT CLOCK ERA - SINCE 1986)

No.	Opponent (Date)	Points
1.	Maine (11-27-19)	26
	Rutgers (11-29-14)	26
3.	Harvard (12-21-14)	27
4.	Georgia Tech (1-22-15)	28
5.	St. Francis Brooklyn (11-15-16)	32
6.	Grambling State (11-22-16)	34
	Wake Forest (2-25-15)	34
	UMBC (12-21-96)	34

BIGGEST WIN (MODERN ERA - SINCE 1938)

No.	Opponent (Date)	Margin
1.	Johns Hopkins (11-26-82)	+64 (124-60)
2.	Bethune-Cookman (12-8-94)	+60 (109-49)
3.	Coppin State (11-16-18)	+57 (97-40)
4.	Grambling State (11-22-16)	+56 (90-34)
5.	Bucknell (12-28-00)	+50 (99-49)
	Hampton (11-25-98)	+50 (116-56)

BIGGEST LOSS (MODERN ERA - SINCE 1938)

No.	Opponent (Date)	Margin
1.	Duke (2-11-65)	-64 (72-136)
2.	Wake Forest (2-12-62)	-49 (67-116)
	Cincinnati (12-3-62)	-49 (42-91)
4.	Oklahoma (12-23-87)	-48 (61-109)
5.	Duke (2-11-99)	-46 (54-100)
	Duke (1-10-99)	-46 (69-115)

HIGHEST FG PERCENTAGE

No.	Opponent (Date)	FG%
1.	Baltimore (12-22-80)	.691 (47-68)
2.	VCU (12-6-14)	.683 (28-41)
3.	James Madison (11-26-82)	.680 (51-75)
4.	Virginia Tech (1-2-85)	.676 (25-37)
5.	VCU (11-27-82)	.674 (31-46)

LOWEST FG PERCENTAGE

No.	Opponent (Date)	FG%
1.	Duke (3-4-54)	.209 (19-91)
2.	Connecticut (11-29-93)	.226 (12-53)
3.	Wake Forest (1-31-57)	.232 (13-56)
4.	Wisconsin (12-4-13)	.234 (11-47)
5.	Wake Forest (1-7-61)	.237 (18-76)

OPPONENT HIGHEST FG%

No.	Opponent (Date)	FG%
1.	North Carolina (1-7-78)	.767 (33-43)
2.	North Carolina (1-8-77)	.720 (36-50)
3.	San Jose State (12-21-79)	.717 (33-46)
4.	Duke (2-20-71)	.712 (42-59)
5.	William & Mary (12-1-65)	.679 (36-53)

OPPONENT LOWEST FG%

No.	Opponent (Date)	FG%
1.	Harvard (12-21-14)	.160 (8-50)
2.	Maine (11-27-19)	.186 (8-43)
3.	Mississippi Valley State (12-8-12)	.190 (11-58)
4.	Wake Forest (2-25-15)	.218 (12-55)
5.	UNLV (1-3-94)	.224 (13-58)
6.	JMU (11-10-19)	.226 (12-53)
	Liberty (11-18-05)	.226 (12-53)

HIGHEST FT PERCENTAGE

No.	Opponent (Date)	FT%
1.	Winthrop (11-15-11)	1.000 (19-19)
2.	South Carolina (1-8-65)	1.000 (16-16)
3.	Iowa (3-27-13)	1.000 (15-15)
4.	N.C. State (12-28-03)	1.000 (12-12)
	Georgia Tech (1-23-88)	1.000 (12-12)
6.	Louisville (2-23-19)	1.000 (10-10)
	Wake Forest (1-21-18)	1.000 (10-10)

MOST 3-POINTERS

No.	Opponent (Date)	3FG
1.	Syracuse (3-4-19)	18-25
	Gonzaga (1-3-07)	18-34
3.	Howard (1-4-11)	16-25
	Northwestern (11-27-07)	16-32
5.	Coppin State (11-16-18)	15-25
	Clemson (1-16-21)	15-27
	Hampton (11-25-98)	15-29
	Towson (11-25-20)	15-29
	North Carolina (2-14-90)	15-32

OPPONENT 3-POINTERS

No.	Opponent (Date)	3FG
1.	Washington (11-22-10)	17-26
2.	Xavier (1-3-08)	16-26
	Clemson (2-7-08)	16-26
4.	Georgia Tech (2-23-02)	15-25
	Clemson (1-22-83)	15-23

MOST REBOUNDS

No.	Opponent (Date)	Rebs
1.	Washington & Lee (1-13-59)	70
2.	VMI (12-30-60)	68
	Pittsburgh (2-17-68)	68
	Johns Hopkins (1-26-72)	68
5.	Richmond (1-3-68)	67

MOST ASSISTS

No.	Opponent (Date)	Assists
1.	William & Mary (12-17-70)	33
2.	Old Dominion (12-9-92)	30
	George Mason (1-28-95)	30
4.	Elon (11-28-98)	29
	Wisconsin (12-27-74)	29
	Washington & Lee (12-1-71)	29

MOST STEALS

No.	Opponent (Date)	Steals
1.	Xavier (12-29-71)	22
2.	Johns Hopkins (11-30-79)	21
3.	VMI (12-5-81)	20
4.	Johns Hopkins (11-26-82)	18
	Dartmouth (12-30-00)	18

MOST BLOCKS

No.	Opponent (Date)	Blocks
1.	Grambling (12-30-01)	14
	Army (12-22-79)	14
3.	Duke (2-29-20)	13
	George Washington (3-17-04)	13
	VMI (1-24-02)	13
	Maryland (2-2-94)	13

MOST TURNOVERS

No.	Opponent (Date)	TOs
1.	Oklahoma (12-23-87)	33
2.	BYU-Hawaii (12-15-79)	31
	North Carolina (12-17-68)	31
	N.C. State (1-8-66)	31
5.	North Carolina (2-3-70)	30
	North Carolina (2-4-69)	30

FEWEST TURNOVERS

No.	Opponent (Date)	TOs
1.	Notre Dame (1-26-19)	2
	Maryland (11-26-18)	2
	Louisville (2-7-15)	2
4.	11 times, last vs. Louisville (3-9-19)	4



WINS

High: 2018-19 35
Low: 1929-30, 1960-61 3

LOSSES

High: 1960-61 23
Low: 1914-15 0

SCORING OFFENSE

High: 1954-55 89.8
Low: 1906-07 (overall) 21.9
2019-20 (shot clock era) 57.0

SCORING DEFENSE

High: 1967-68 86.6
Low: 1905-06 (overall) 18.9
2014-15 (shot clock era) 51.5

SCORING MARGIN

High: 1982-83 +16.9
Low: 1960-61 - 15.3

FIELD GOAL %

High: 1982-83 .523
Low: 1953-54 .293

FIELD GOAL % DEFENSE

High: 1976-77 .496
Low: 2014-15 .367

3-POINT FG%

High: 2015-16 .403
Low: 1990-91 .297

FREE THROW %

High: 2020-21 .816
Low: 1967-68 .633

REBOUND MARGIN

High: 1968-69 + 9.4
Low: 1998-99 - 6.9

CONSECUTIVE WINS

28—March 5, 1980 to Feb. 16, 1981

CONSECUTIVE LOSSES

13—Jan. 9, 1960 to Feb. 25, 1960

ACC WINS IN A SEASON

17—2017-18 (17-1)

ACC LOSSES IN A SEASON

13—1959-60 (1-13); 1997-98 (3-13)

CONSECUTIVE ACC WINS

15—Feb. 25, 2017 to Feb. 7, 2018

CONSECUTIVE ACC LOSSES

16—Jan. 9, 1960 to Jan. 7, 1961

CONSECUTIVE HOME WINS

34—Feb. 6, 1980 to Jan. 15, 1983

CONSECUTIVE HOME LOSSES

9—Jan. 20, 1962 to Jan. 7, 1963

CONSECUTIVE ACC HOME WINS

21—Jan. 6, 2012 to Jan. 22, 2015

CONSECUTIVE ACC HOME LOSSES

17—Feb. 20, 1960 to Dec. 18, 1962

CONSECUTIVE ROAD WINS

13—March 19, 1980 to Feb. 22, 1981

CONSECUTIVE ROAD LOSSES

16—Feb. 13, 1932 to Jan. 15, 1935

CONSECUTIVE ACC ROAD WINS

10—Feb. 25, 2017 to Mar. 1, 2018

CONSECUTIVE ACC ROAD LOSSES

20—Jan. 6, 1955 to Jan. 1, 1958

CONSECUTIVE YEARS

HOLDING OPPONENTS

UNDER 50% FIELD GOAL SHOOTING

73—since 1948

LONGEST GAME

Three Overtimes—

vs. Duke (won 70-68), Feb. 25, 1958;

vs. Georgia Tech (lost 72-71), Jan. 23, 1984;

vs. Georgetown (lost 115-111), March 15, 2000

OPPONENT RECORDS



SINGLE GAME SCORING

No.	Name	Points
1.	Len Chappell, Wake Forest (2-12-62)	50
2.	Grady Wallace, South Carolina (2-15-57)	44
3.	Reggie King, Alabama (3-12-79)	43
	Bimbo Coles, Virginia Tech (1-25-89)	43
	Will Solomon, Clemson (1-15-00)	43
6.	Carsen Edwards, Purdue (3-30-19)	42
7.	Dave Robinson, Marshall (12-28-54)	41
	Len Chappell, Wake Forest (2-17-60)	41
	Dickie Walker, Wake Forest (1-15-70)	41
	Charlie Scott, North Carolina (3-5-70)	41
11.	Bill Yarborough, Clemson (12-17-54)	40
	Jerry West, West Virginia (1-13-60)	40
	Wil Robinson, West Virginia (2-9-72)	40
	Kevin Braswell, Georgetown (3-15-00)	40
	J.J. Redick, Duke (1-28-06)	40

SINGLE GAME REBOUNDS

No.	Name	Rebounds
1.	Bill Chambers, William & Mary (2-14-53) <small>NCAA record</small>	51
2.	Ronnie Shavlik, NC State (2-1-55)	28
	Bob Allen, Marshall (12-20-67)	28
4.	Tony Jackson, St. John's (12-20-58)	25
5.	Bill Ralph, VMI (2-18-57)	24
	Rodger Fauber, Washington & Lee (2-13-61)	24
	Len Chappell, Wake Forest (2-12-62)	24
8.	Billy Cunningham, North Carolina (2-20-63)	23
	Bill Jews, Johns Hopkins (1-26-72)	23
	Tim Duncan, Wake Forest (2-22-97)	23

SINGLE GAME OFFENSIVE REBOUNDS

No.	Name	Off. Rebounds
1.	Drew Henderson, Fairfield (2-13-91)	10
	Todd Fuller, NC State (1-6-96)	10
	Ryan Bowen, Iowa (3-13-97)	10
	Kenny Adeleke, Hartford (12-31-05)	10
5.	Richard Howell, NC State (1-28-12)	9
6.	Numerous times	8
Last:	Dwayne Collins, Miami (2-21-07)	8

SINGLE GAME ASSISTS

No.	Name	Assists
1.	Craig Neal, Georgia Tech (2-25-88)	17
2.	Jack Thompson, South Carolina (1-11-67)	13
	Keith Gatlin, Maryland (1-30-85)	13
	Tommy Amaker, Duke (12-7-85)	13
	Drew Barry, Georgia Tech (1-22-95)	13
	Curtis McCants, George Mason (1-28-95)	13
	Steve Francis, Maryland (2-6-99)	13
8.	Gary Melchionni, Duke (2-13-73)	12
	Fred Ross, Stetson (3-1-75)	12
	Sidney Lowe, NC State (1-12-83)	12

SINGLE GAME BLOCKS

No.	Name	Blocks
1.	Shawn Bradley, BYU (3-14-91)	10
2.	Shelden Williams, Duke (1-16-05)	9
3.	Wayne "Tree" Rollins, Clemson (1-25-75)	8
	Shelden Williams, Duke (1-28-06)	8
5.	Numerous times	7
Last:	Alvin Jones, Georgia Tech (2-9-00)	7

SINGLE GAME STEALS

No.	Name	Steals
1.	Justin Gainey, NC State (3-10-00)	9
2.	Alvin Robertson, Arkansas (3-18-84)	8
3.	Jerry Schellenberg, Wake Forest (1-8-75)	7
	Mookie Blaylock, Oklahoma (12-23-87)	7
	Marcus Woods, Coll. of Charleston (3-3-93)	7
	Johnny Rhodes, Maryland (2-1-96)	7
	Marcus Hatten, St. John's (3-24-03)	7
8.	Numerous times	6
Last:	Justin Holliday, Washington (11-22-10)	6

SINGLE GAME TURNOVERS

No.	Name	Turnovers
1.	Ronnie Nunn, George Washington (1-12-72)	14
2.	Robert Freedman, Johns Hopkins (1-26-72)	12
3.	Mickey Wiles, Maryland (1-30-69)	10
	George Spack, William & Mary (12-15-71)	10
	Tim Deardorff, Xavier (12-19-71)	10
	Gene Banks, Duke (1-31-81)	10
	Jason Rowe, Loyola (Md.) (12-8-99)	10
8.	Numerous times	9
Last:	John Gilchrist, Maryland (2-4-04)	9

SINGLE GAME FIELD GOALS

No.	Name	FGs
1.	Grady Wallace, South Carolina (2-15-57)	18
	Len Chappel, Wake Forest (2-12-62)	18
	Reggie King, Alabama (3-12-79)	18
4.	Dave Robinson, Marshall (12-28-54)	17
	Bimbo Coles, Virginia Tech (1-25-89)	17
6.	Numerous Times	16
Last:	David Thompson, NC State (3-8-74)	16

BEST 100% FG GAMES

No.	Name	FG-FGA
1.	Scott Williams, North Carolina (1-13-90)	12-12
2.	Donnie McGrath, Providence (2-2-05)	9-9
3.	George Ratkovich, USC (12-30-77)	7-7
4.	Numerous times	6-6
Last:	Patric Young, Florida (3-16-12)	6-6

SINGLE GAME FREE THROWS

No.	Name	FTs
1.	Dickie Hemrick, Wake Forest (12-11-54)	19
2.	Jay Handlan, Washington & Lee (2-24-50)	18
3.	Joe Holup, George Washington (1-21-54)	17
	Charlie Scott, North Carolina (3-5-70)	17
5.	Wil Robinson, West Virginia (2-9-72)	16
	Jared Dudley, Boston College (1-13-07)	16
7.	Art Heyman, Duke (2-13-63)	15
	Tyler Hansbrough, North Carolina (1-15-09)	15

BEST 100% FT GAMES

No.	Name	FT-FTA
1.	Jay Handlan, Washington & Lee (2-24-50)	18-18
2.	Darius Songaila, Wake Forest (3-2-00)	14-14
3.	Nik Caner-Medley, Maryland (3-5-06)	12-12
4.	Numerous times	11-11
Last:	J.J. Redick, Duke (1-15-03)	11-11

SINGLE GAME 3-POINTERS

No.	Name	3FGs
1.	Carsen Edwards, Purdue	10
2.	Donnie McGrath, Providence (2-2-05)	9
3.	Mark Price, Georgia Tech (3-12-83)	8
	Will Solomon, Clemson (1-15-00)	8
	J.J. Redick, Duke (1-28-06)	8
	K.C. Rivers, Clemson (2-7-08)	8
7.	Numerous times	7
Last:	John Grant, Savannah State (12-19-17)	

BEST 100% 3FG GAMES

No.	Name	3FG-3FGA
1.	Donnie McGrath, Providence (2-2-05)	9-9
2.	Marc Campbell, Clemson (2-23-83)	7-7
3.	Everick Sullivan, Louisville (2-17-90)	6-6
4.	Michael Tait, Clemson (1-31-87)	5-5
	Steve Hood, Maryland (1-20-88)	5-5
	Tony Dukes, USC Upstate (11-15-10)	5-5



YEAR-BY-YEAR STATISTICS

2021-22 VIRGINIA MEN'S BASKETBALL

Year	Scoring Offense	Scoring Defense	Scoring Margin	FG% (UVA/Opp)	3FG% (UVA/Opp)	FT% (UVA/Opp)	Rebound Margin
2020-21	68.2	60.5	+7.7	.474/.416	.375/.339	.816 /.749	+2.1
2019-20	57.0	52.4	+4.7	.413/ .369	.303/.293	.717/.688	+3.6
2018-19	71.4	56.1	+15.3	.474/ .385	.395 /.289	.744/.666	+5.1
2017-18	67.1	54.0	+13.1	.460/ .380	.383/ .310	.754/.732	+1.7
2016-17	66.1	56.5	+9.7	.460 / .398	.385 / .317	.709 / .699	+2.9
2015-16	71.0	60.1	+10.9	.491 / .420	.403 / .347	.752 / .702	+3.8
2014-15	65.4	51.5	+13.9	.457 / .367	.352 / .308	.726 / .646	+7.7
2013-14	66.2	55.7	+10.5	.454 / .388	.369 / .323	.673 / .662	+6.1
2012-13	64.2	55.6	+8.7	.457 / .388	.385 / .312	.706 / .700	+1.5
2011-12	62.5	54.2	+8.3	.457 / .400	.330 / .289	.722 / .634	+2.6
2010-11	61.9	62.4	-0.5	.415 / .437	.388 / .363	.690 / .682	-2.3
2009-10	65.5	63.6	+1.9	.426 / .436	.349 / .352	.748 / .639	+0.5
2008-09	70.0	72.5	-2.5	.417 / .438	.316 / .334	.740 / .704	+1.4
2007-08	76.8	74.8	+2.0	.435 / .449	.366 / .367	.705 / .665	+5.1
2006-07	77.0	70.8	+6.2	.437 / .408	.364 / .348	.742 / .701	+4.5
2005-06	67.9	67.7	+0.2	.415 / .435	.333 / .327	.748 / .649	+4.6
2004-05	72.8	76.0	-3.2	.429 / .448	.330 / .377	.689 / .669	-2.0
2003-04	74.4	74.9	-0.5	.446 / .427	.332 / .348	.682 / .680	-5.3
2002-03	73.9	74.6	-0.7	.451 / .435	.372 / .326	.658 / .712	+2.6
2001-02	79.6	74.3	+5.3	.463 / .442	.333 / .340	.719 / .715	+3.9
2000-01	85.0	74.8	+10.2	.455 / .465	.369 / .348	.736 / .682	+5.6
1999-00	81.5	75.4	+6.1	.451 / .464	.327 / .362	.678 / .660	-2.3
1998-99	72.8	73.7	-0.9	.423 / .446	.319 / .330	.734 / .694	-6.9
1997-98	65.7	70.0	-4.3	.439 / .428	.340 / .356	.653 / .700	+4.0
1996-97	67.7	65.0	+2.7	.427 / .409	.362 / .317	.674 / .662	+1.5
1995-96	69.4	68.8	+0.6	.416 / .394	.342 / .305	.695 / .689	+1.4
1994-95	77.4	66.8	+10.6	.444 / .390	.362 / .317	.719 / .711	+5.0
1993-94	64.1	65.7	-1.6	.387 / .394	.312 / .318	.661 / .708	+0.2
1992-93	74.2	69.3	+4.9	.441 / .405	.334 / .300	.653 / .674	+4.0
1991-92	70.0	65.2	+4.8	.433 / .424	.309 / .309	.721 / .690	+2.8
1990-91	74.3	68.5	+5.8	.455 / .442	.297 / .363	.721 / .725	+2.4
1989-90	72.5	69.9	+2.6	.434 / .455	.343 / .364	.714 / .707	+1.3
1988-89	81.9	78.0	+3.9	.460 / .481	.350 / .391	.722 / .701	+4.9
1987-88	66.8	67.5	-0.7	.439 / .448	.345 / .397	.651 / .729	+1.3
1986-87	74.2	68.4	+5.8	.496 / .455	.331 / .411	.738 / .728	+4.9
1985-86	70.4	64.9	+5.5	.501 / .459		.692 / .680	+3.5
1984-85	61.2	59.6	+1.6	.499 / .448		.715 / .708	+3.2
1983-84	66.6	61.5	+5.1	.503 / .470		.670 / .704	+2.0
1982-83	81.9	65.0	+16.9	.523 / .417		.711 / .683	+8.3
1981-82	70.2	57.2	+13.0	.527 / .437		.680 / .695	+6.1
1980-81	73.3	60.6	+12.7	.511 / .433		.723 / .687	+3.3
1979-80	71.1	63.7	+7.4	.500 / .429		.739 / .683	+3.8
1978-79	76.3	69.7	+6.6	.499 / .475		.762 / .707	-0.5
1977-78	71.9	66.9	+5.0	.473 / .461		.748 / .681	+2.0
1976-77	65.6	67.3	-1.7	.452 / .496		.697 / .694	+4.3
1975-76	76.5	70.7	+5.8	.501 / .457		.729 / .698	+3.3
1974-75	68.4	70.0	-1.6	.456 / .472		.725 / .718	0.0
1973-74	77.3	80.0	-2.7	.459 / .480		.701 / .672	-2.9
1972-73	74.8	71.2	+3.6	.477 / .455		.706 / .702	-1.1
1971-72	81.8	70.7	+11.1	.452 / .454		.702 / .702	-0.8
1970-71	76.4	74.9	+1.5	.461 / .447		.760 / .703	-0.6
1969-70	69.8	73.0	-3.2	.434 / .455		.711 / .695	+2.4
1968-69	79.2	83.6	-4.4	.483 / .473		.654 / .705	+9.4
1967-68	79.9	86.6	-6.7	.463 / .454		.633 / .676	+5.1
1966-67	77.6	82.3	-4.7	.419 / .474		.724 / .734	-3.2
1965-66	73.5	77.7	-4.2	.432 / .490		.665 / .750	+1.6
1964-65	71.1	80.3	-9.2	.418 / .445		.665 / .728	-5.8
1963-64	64.8	69.7	-4.9	.440 / .442		.663 / .685	-1.5
1962-63	66.4	74.5	-8.1	.407 / .491		.666 / .660	-3.3
1961-62	70.2	83.1	-12.9	.362		.642	
1960-61	70.2	85.5	-15.3	.362		.654	
1959-60	67.3	75.6	-8.3	.393		.704	
1958-59	70.6	71.3	-0.7	.386		.710	
1957-58	70.5	72.2	-1.7	.395		.732	
1956-57	68.6	74.4	-5.8	.416		.679	
1955-56	73.8	78.9	-5.1	.407		.722	
1954-55	89.8	84.4	+5.4	.442		.728	
1953-54	79.6	74.6	+5.0	.293		.695	

•ACC leader in bold

STATISTICAL LEADERS



Year	Scoring Average	Total Points	Rebound Average	Total Rebounds	FG% (ACC min)	FG% (UVA min)
2020-21	Sam Hauser (16.0)	Sam Hauser (400)	Jay Huff (7.1)	Jay Huff (177)	Jay Huff (.585)	Jay Huff (.585)
2019-20	Mamadi Diakite (13.7)	Mamadi Diakite (412)	Braxton Key (7.4)	Mamadi Diakite (203)	Mamadi Diakite (.478)	Jay Huff (.571)
2018-19	Kyle Guy (15.4)	Kyle Guy (586)	Braxton Key (5.3)	Braxton Key (200)	De'Andre Hunter (.520)	Mamadi Diakite (.550)
2017-18	Kyle Guy (14.1)	Kyle Guy (481)	Isaiah Wilkins (6.2)	Isaiah Wilkins (212)	Kyle Guy (.415)	Mamadi Diakite (.577)
2016-17	London Perrantes (12.7)	London Perrantes (431)	Isaiah Wilkins (6.0)	Isaiah Wilkins (198)	---	Isaiah Wilkins (.556)
2015-16	Malcolm Brogdon (18.2)	Malcolm Brogdon (675)	Anthony Gill (6.1)	Anthony Gill (227)	Anthony Gill (.580)	Mike Tobey (.601)
2014-15	Malcolm Brogdon (14.0)	Malcolm Brogdon (476)	Anthony Gill (6.5)	Anthony Gill (220)	---	Anthony Gill (.582)
2013-14	Malcolm Brogdon (12.7)	Malcolm Brogdon (470)	Akil Mitchell (7.0)	Akil Mitchell (259)	---	Anthony Gill (.587)
2012-13	Joe Harris (16.3)	Joe Harris (570)	Akil Mitchell (8.9)	Akil Mitchell (312)	Akil Mitchell (.545)	Akil Mitchell (.545)
2011-12	Mike Scott (18.0)	Mike Scott (575)	Mike Scott (8.3)	Mike Scott (265)	Mike Scott (.563)	Mike Scott (.563)
2010-11	Mustapha Farrakhan (13.5)	Mustapha Farrakhan (418)	Assane Sene (5.5)	Assane Sene (171)	---	KT Harrell (.423)
2009-10	Syven Landesberg (17.3)	Syven Landesberg (466)	Mike Scott (7.2)	Mike Scott (201)	Mike Scott (.505)	Jerome Meyinsse (.580)
2008-09	Syven Landesberg (16.6)	Syven Landesberg (464)	Mike Scott (7.4)	Mike Scott (208)	Syven Landesberg (.436)	Mike Scott (.544)
2007-08	Sean Singletary (19.8)	Sean Singletary (653)	Adrian Joseph (5.7)	Adrian Joseph (189)	Sean Singletary (.426)	Mamadi Diane (.432)
2006-07	Sean Singletary (19.0)	Sean Singletary (609)	Jason Cain (6.3)	Jason Cain (202)	J.R. Reynolds (.429)	Jason Cain (.479)
2005-06	Sean Singletary (17.7)	Sean Singletary (512)	Jason Cain (7.6)	Jason Cain (229)	J.R. Reynolds (.407)	L. Mikalauskas (.568)
2004-05	Devin Smith (16.5)	Devin Smith (429)	Elton Brown (8.1)	Elton Brown (236)	Devin Smith (.448)	Elton Brown (.478)
2003-04	Elton Brown (14.8)	Elton Brown (460)	Elton Brown (6.3)	Elton Brown (195)	Elton Brown (.503)	Donte Minter (.560)
2002-03	Travis Watson (14.3)	Travis Watson (444)	Travis Watson (10.4)	Travis Watson (321)	Travis Watson (.520)	Travis Watson (.520)
2001-02	Roger Mason Jr. (18.6)	Roger Mason, Jr. (538)	Travis Watson (9.7)	Travis Watson (272)	Travis Watson (.525)	Travis Watson (.525)
2000-01	Roger Mason Jr. (15.7)	Roger Mason, Jr. (456)	Travis Watson (9.1)	Travis Watson (264)	Chris Williams (.503)	Adam Hall (.506)
1999-00	Chris Williams (15.5)	Chris Williams (479)	Travis Watson (8.3)	Travis Watson (258)	Chris Williams (.507)	Travis Watson (.535)
1998-99	Donald Hand (17.1)	Donald Hand (514)	Chris Williams (7.5)	Chris Williams (226)	Chris Williams (.512)	Chris Williams (.512)
1997-98	Norman Nolan (21.0)	Norman Nolan (630)	Norman Nolan (9.2)	Norman Nolan (276)	Norman Nolan (.524)	Norman Nolan (.524)
1996-97	Courtney Alexander (14.8)	Curtis Staples (432)	Norman Nolan (7.4)	Norman Nolan (228)	Courtney Alexander (.420)	Colin Ducharme (.557)
1995-96	Harold Deane (16.7)	Harold Deane (451)	Norman Nolan (7.0)	Norman Nolan (189)	Courtney Alexander (.487)	Courtney Alexander (.487)
1994-95	Junior Burrough (18.1)	Junior Burrough (615)	Junior Burrough (8.7)	Junior Burrough (295)	Junior Burrough (.501)	Junior Burrough (.501)
1993-94	Junior Burrough (15.0)	Junior Burrough (462)	Junior Burrough (7.0)	Junior Burrough (218)	Junior Burrough (.405)	Yuri Barnes (.427)
1992-93	Cory Alexander (18.8)	Cory Alexander (583)	Ted Jeffries (8.0)	Ted Jeffries (248)	Cory Alexander (.453)	Ted Jeffries (.516)
1991-92	Bryant Stith (20.7)	Bryant Stith (684)	Ted Jeffries (7.1)	Ted Jeffries (234)	Bryant Stith (.452)	Ted Jeffries (.500)
1990-91	Bryant Stith (19.8)	Bryant Stith (653)	Kenny Turner (7.4)	Kenny Turner (245)	Bryant Stith (.471)	Ted Jeffries (.474)
1989-90	Bryant Stith (20.8)	Bryant Stith (666)	Kenny Turner (7.0)	Kenny Turner (224)	Bryant Stith (.481)	Bryant Stith (.481)
1988-89	Richard Morgan (20.4)	Richard Morgan (673)	Brent Dabbs (7.3)	Brent Dabbs (240)	Bryant Stith (.548)	Curtis Williams (.568)
1987-88	John Johnson (15.6)	Mel Kennedy (442)	Bill Batts (6.4)	Bill Batts (198)	John Johnson (.440)	Bill Batts (.566)
1986-87	Andrew Kennedy (16.5)	Andrew Kennedy (512)	Andrew Kennedy (7.5)	Andrew Kennedy (232)	Andrew Kennedy (.567)	Andrew Kennedy (.567)
1985-86	Olden Polynice (16.1)	Olden Polynice (482)	Olden Polynice (8.0)	Olden Polynice (240)	Olden Polynice (.572)	Andrew Kennedy (.585)
1984-85	Olden Polynice (13.0)	Olden Polynice (416)	Olden Polynice (7.6)	Olden Polynice (243)	Olden Polynice (.603)	Olden Polynice (.603)
1983-84	Othell Wilson (13.8)	Othell Wilson (401)	Kenton Edelin (6.4)	Kenton Edelin (185)	Othell Wilson (.493)	Olden Polynice (.551)
1982-83	Ralph Sampson (19.0)	Ralph Sampson (626)	Ralph Sampson (11.7)	Ralph Sampson (386)	Ralph Sampson (.604)	Ralph Sampson (.604)
1981-82	Ralph Sampson (15.8)	Ralph Sampson (506)	Ralph Sampson (11.4)	Ralph Sampson (366)	Ralph Sampson (.561)	Jim Miller (.577)
1980-81	Jeff Lamp (18.2)	Jeff Lamp (600)	Ralph Sampson (11.5)	Ralph Sampson (378)	Ralph Sampson (.557)	Ralph Sampson (.557)
1979-80	Jeff Lamp (17.4)	Jeff Lamp (591)	Ralph Sampson (11.2)	Ralph Sampson (381)	Ralph Sampson (.547)	Ralph Sampson (.547)
1978-79	Jeff Lamp (22.9)	Jeff Lamp (641)	Steve Castellani (7.1)	Steve Castellani (207)	Lee Raker (.495)	Bobby Stokes (.586)
1977-78	Jeff Lamp (17.3)	Jeff Lamp (485)	Steve Castellani (7.9)	Steve Castellani (221)	Jeff Lamp (.408)	Mike Owens (.542)
1976-77	Billy Langloh (13.0)	Billy Langloh (352)	Steve Castellani (7.6)	Steve Castellani (219)	Billy Langloh (.473)	Bobby Stokes (.500)
1975-76	Wally Walker (22.1)	Wally Walker (664)	Wally Walker (6.8)	Wally Walker (203)	Wally Walker (.548)	Wally Walker (.548)
1974-75	Wally Walker (16.5)	Wally Walker (413)	Marc Iavaroni (7.9)	Marc Iavaroni (198)	Wally Walker (.479)	Marc Iavaroni (.493)
1973-74	Gus Gerald (20.8)	Gus Gerard (562)	Gus Gerard (10.2)	Gus Gerard (275)	Wally Walker (.493)	Wally Walker (.493)
1972-73	Barry Parkhill (16.8)	Barry Parkhill (419)	Gus Gerard (8.2)	Gus Gerard (206)	Wally Walker (.562)	Wally Walker (.562)
1971-72	Barry Parkhill (21.6)	Barry Parkhill (605)	Scott McCandlish (9.4)	Scott McCandlish (264)	Jim Hobgood (.479)	Jim Hobgood (.479)
1970-71	Barry Parkhill (15.9)	Barry Parkhill (413)	Scott McCandlish (9.9)	Scott McCandlish (258)	Bill Gerry (.510)	Bill Gerry (.510)
1969-70	Bill Gerry (17.7)	Bill Gerry (443)	Bill Gerry (11.1)	Bill Gerry (277)	Bill Gerry (.526)	Bill Gerry (.526)
1968-69	Mike Wilkes (15.7)	Mike Wilkes (377)	John Gidding (11.2)	John Gidding (268)	Mike Wilkes (.598)	Mike Wilkes (.598)
1967-68	Mike Katos (18.5)	Mike Katos (463)	Norm Carmichael (12.0)	Norm Carmichael (300)	Norm Carmichael (.570)	N. Carmichael (.570)
1966-67	Jim Connelly (20.0)	Jim Connelly (521)	Buddy Reams (8.5)	Buddy Reams (223)	Mike Katos (.440)	N. Carmichael (.510)
1965-66	Jim Connelly (20.5)	Jim Connelly (450)	John Naponick (6.5)	John Naponick (140)	Mike Katos (.436)	Jerry Sanders (.601)
1964-65	Jim Connelly (18.3)	Jim Connelly (455)	Mac Caldwell (7.8)	Mac Caldwell (155)	Mac Caldwell (.458)	Jerry Sanders (.485)
1963-64	Chip Conner (18.8)	Chip Conner (375)	Mac Caldwell (8.0)	Mac Caldwell (193)	Chip Conner (.463)	Kenny Goble (.566)
1962-63	Gene Engel (18.4)	Gene Engel (460)	Mac Caldwell (8.2)	Mac Caldwell (206)	Gene Engel (.484)	Gene Engel (.484)
1961-62	Tony Laquintano (20.4)	Tony Laquintano (470)	Chip Conner (9.2)	Chip Conner (212)	Chip Conner (.424)	Chip Conner (.424)
1960-61	Tony Laquintano (19.8)	Tony Laquintano (516)	Gene Engel (9.7)	Gene Engel (242)	Tony Laquintano (.343)	Gene Engel (.431)
1959-60	Paul Adkins (17.1)	Paul Adkins (411)	Bob Mortell (14.6)	Bob Mortell (350)	Paul Adkins (.377)	Bob Mortell (.469)
1958-59	Paul Adkins (16.0)	Paul Adkins (399)	Herb Busch (9.1)	Herb Busch (227)	Paul Adkins (.358)	Herb Busch (.441)
1957-58	Herb Busch (15.9)	Herb Busch (365)	Herb Busch (10.1)	Herb Busch (232)	Herb Busch (.483)	Herb Busch (.483)
1956-57	Bob Hardy (15.2)	Bob Hardy (380)	Jerry Cooper (7.0)	Jerry Cooper (168)	Jerry Cooper (.475)	Jerry Cooper (.475)
1955-56	Bob McCarty (23.1)	Bob McCarty (625)	Austin Pearre (7.3)	Austin Pearre (197)	Bob McCarty (.453)	Bob McCarty (.453)
1954-55	Buzzy Wilkinson (32.1)*	Buzzy Wilkinson (898)	Jerry Cooper (7.4)	Jerry Cooper (215)	Bob McCarty (.531)	Bob McCarty (.531)
1953-54	Buzzy Wilkinson (30.1)	Buzzy Wilkinson (814)	Charles Gamble (7.4)	Charles Gamble (192)	Bob McCarty (.441)	Austin Pearre (.468)
1952-53	Buzzy Wilkinson (22.7)	Buzzy Wilkinson (521)				
1951-52	Vic Mohl (17.5)	Vic Mohl (420)				
1950-51	Vic Mohl (16.8)	Vic Mohl (354)				
1949-50	Joe Noertker (20.1)	Joe Noertker (503)				
1948-49	Joe Noertker (19.2)	Joe Noertker (442)				
1947-48	Chuck Noe (14.0)	Chuck Noe (332)				
1946-47		Bill Pandak (213)				



STATISTICAL LEADERS

2021-22 VIRGINIA MEN'S BASKETBALL

Year	FT % (ACC min)	FT% (UVA Min)	3FG% (ACC min)	3FG% (UVA min)	Assists	Steals	Blocks
2020-21	---	Trey Murphy III (.927)	Sam Hauser (.417)	Trey Murphy III (.433)	Kihei Clark (113)	Reece Beekman (30)	Jay Huff (66)
2019-20	Kihei Clark (.876)	Kihei Clark (.876)	---	Kihei Clark (.375)	Kihei Clark (176)	Kihei Clark (37)	Jay Huff (61)
2018-19	De'Andre Hunter (.783)	De'Andre Hunter (.783)	Kyle Guy (.426)	De'Andre Hunter (.438)	Ty Jerome (202)	Ty Jerome (57)	Mamadi Diakite (63)
2017-18	---	Devon Hall (.894)	Kyle Guy (.392)	Devon Hall (.432)	Ty Jerome (132)	Devon Hall (55)	Isaiah Wilkins (49)
2016-17	---	London Perrantes (.813)	---	Kyle Guy (.495)	London Perrantes (128)	Isaiah Wilkins (33)	Isaiah Wilkins (43)
2015-16	Malcolm Brogdon (.897)	Malcolm Brogdon (.897)	London Perrantes (.488)	London Perrantes (.488)	London Perrantes (153)	London Perrantes (37)	Isaiah Wilkins (31)
2014-15	Malcolm Brogdon (.879)	Malcolm Brogdon (.879)	---	Justin Anderson (.452)	London Perrantes (148)	Anthony Gill (29)	Darion Atkins (36)
2013-14	Malcolm Brogdon (.875)	Malcolm Brogdon (.875)	---	London Perrantes (.437)	London Perrantes (140)	Malcolm Brogdon (44)	Mike Tobey (39)
2012-13	Joe Harris (.740)	Joe Harris (.740)	Joe Harris (.425)	Joe Harris (.425)	Jontel Evans (126)	Akil Mitchell (45)	Justin Anderson (42)
2011-12	Mike Scott (.808)	Mike Scott (.808)	---	Joe Harris (.380)	Jontel Evans (124)	Jontel Evans (50)	Darion Atkins (19)
2010-11	M. Farrakhan (.776)	M. Farrakhan (.776)	Joe Harris (.417)	Joe Harris (.417)	Jontel Evans (109)	Jontel Evans (40)	Assane Sene (39)
2009-10	Sylvan Landesberg (.810)	Sylvan Landesberg (.810)	---	Jeff Jones (.435)	Sammy Zeglinski (80)	Sammy Zeglinski (38)	Jerome Meyinsse (23)
2008-09	Sylvan Landesberg (.796)	Sylvan Landesberg (.796)	---	Jamii Tucker (.403)	Sammy Zeglinski (84)	Sammy Zeglinski (36)	Assane Sene (35)
2007-08	Sean Singletary (.851)	Sean Singletary (.851)	---	Mamadi Diane (.414)	Sean Singletary (202)	Sean Singletary (60)	Mamadi Diane (22)
2006-07	Sean Singletary (.872)	Sean Singletary (.872)	Sean Singletary (.389)	Sean Singletary (.389)	Sean Singletary (151)	Sean Singletary (38)	Tunji Soroye (26)
2005-06	Sean Singletary (.845)	Sean Singletary (.845)	J.R. Reynolds (.353)	J.R. Reynolds (.353)	Sean Singletary (121)	Sean Singletary (54)	Tunji Soroye (37)
2004-05	Elton Brown (.543)	J.R. Reynolds (.821)	Devin Smith (.354)	Devin Smith (.354)	Sean Singletary (113)	Sean Singletary (48)	Devin Smith (21)
2003-04	Elton Brown (.627)	Devin Smith (.800)	Todd Billet (.358)	J.R. Reynolds (.384)	Todd Billet (99)	Devin Smith (37)	Jason Clark (31)
2002-03	Travis Watson (.687)	Todd Billet (.860)	Todd Billet (.418)	Todd Billet (.418)	Todd Billet (108)	Travis Watson (46)	Travis Watson (40)
2001-02	Roger Mason Jr. (.881)	Roger Mason Jr. (.881)	Roger Mason Jr. (.367)	Roger Mason Jr. (.367)	Roger Mason, Jr. (119)	Chris Williams (49)	Jason Clark (39)
2000-01	Roger Mason Jr. (.884)	Roger Mason Jr. (.884)	Keith Friel (.428)	Roger Mason Jr. (.442)	Donald Hand (174)	Donald Hand (47)	Travis Watson (35)
1999-00	Donald Hand (.749)	Roger Mason Jr. (.818)	---	Keith Friel (.413)	Donald Hand (133)	Chris Williams (51)	Travis Watson (29)
1998-99	Donald Hand (.862)	Donald Hand (.862)	---	Adam Hall (.321)	Donald Hand (123)	Donald Hand (57)	Kris Hunter (88)
1997-98	Curtis Staples (.765)	Curtis Staples (.765)	Curtis Staples (.390)	Curtis Staples (.390)	Dersch/Hand (99)	Donald Hand (37)	Colin Ducharme (34)
1996-97	Harold Deane (.807)	Harold Deane (.807)	Co. Alexander (.444)	Co. Alexander (.444)	Harold Deane (136)	Harold Deane (48)	Colin Ducharme (41)
1995-96	Harold Deane (.808)	Harold Deane (.808)	Harold Deane (.344)	Harold Deane (.344)	Harold Deane (99)	Harold Deane (43)	Ch. Alexander (49)
1994-95	Harold Deane (.795)	Harold Deane (.795)	Curtis Staples (.422)	Curtis Staples (.422)	Harold Deane (147)	Harold Deane (46)	Ch. Alexander (54)
1993-94	Harold Deane (.706)	Harold Deane (.706)	Harold Deane (.331)	Jason Williford (.387)	Cornel Parker (120)	Harold Deane (42)	Ch. Alexander (39)
1992-93	Cory Alexander (.705)	Cory Alexander (.705)	Cory Alexander (.368)	Doug Smith (.374)	Co. Alexander (144)	Jason Williford (35)	Ted Jeffries (42)
1991-92	Bryant Stith (.815)	Bryant Stith (.815)	---	Bryant Stith (.368)	Co. Alexander (145)	Co. Alexander (41)	Ted Jeffries (24)
1990-91	Bryant Stith (.791)	Bryant Stith (.791)	---	John Crotty (.338)	John Crotty (169)	Bryant Stith (51)	Kenny Turner (23)
1989-90	Bryant Stith (.777)	Bryant Stith (.777)	John Crotty (.340)	Bryant Stith (.392)	John Crotty (214)	Bryant Stith (41)	Kenny Turner (16)
1988-89	Richard Morgan (.864)	Richard Morgan (.864)	Richard Morgan (.371)	Richard Morgan (.371)	John Crotty (208)	Richard Morgan (55)	R.Morgan/B.Batts (12)
1987-88	John Johnson (.725)	John Johnson (.725)	---	Richard Morgan (.340)	John Johnson (107)	Richard Morgan (37)	Bill Batts (28)
1986-87	John Johnson (.811)	John Johnson (.811)	---	---	John Johnson (194)	Richard Morgan (46)	John Dyslin (12)
1985-86	Olden Polynice (.637)	Olden Polynice (.637)	---	---	John Johnson (92)	Tom Calloway (28)	Olden Polynice (34)
1984-85	Olden Polynice (.599)	Tom Sheehey (.807)	---	---	Tim Mullen (82)	Tim Mullen (27)	Olden Polynice (35)
1983-84	---	Ricky Stokes (.793)	---	---	Othell Wilson (143)	Othell Wilson (69)	Kenton Edelin (21)
1982-83	Rick Carlisle (.837)	Rick Carlisle (.837)	Othell Wilson (.537)	Othell Wilson (.537)	Othell Wilson (152)	Othell Wilson (44)	Ralph Sampson (103)
1981-82	Ralph Sampson (.615)	Jim Miller (.747)	---	---	Jeff Jones (117)	Othell Wilson (61)	Ralph Sampson (99)
1980-81	Jeff Lamp (.865)	Jeff Lamp (.865)	---	---	Jeff Jones (145)	Jeff Jones (56)	Ralph Sampson (103)
1979-80	Jeff Lamp (.841)	Jeff Lamp (.841)	---	---	Jeff Jones (200)	Jeff Jones (50)	Ralph Sampson (157)
1978-79	Jeff Lamp (.846)	Jeff Lamp (.846)	---	---	Jeff Jones (136)	Bobby Stokes (42)	Steve Castellani (36)
1977-78	Jeff Lamp (.844)	Jeff Lamp (.844)	---	---	Tommy Hicks (67)	Bobby Stokes (35)	Steve Castellani (33)
1976-77	Bill Langloh (.660)	Mike Owens (.810)	---	---	Bobby Stokes (68)	Billy Langloh (42)	Steve Castellani (18)
1975-76	Bill Langloh (.778)	Dave Koesters (.800)	---	---	Billy Langloh (83)	Langloh/Stokes (38)	Otis Fulton (33)
1974-75	---	Wally Walker (.833)	---	---	Andy Boninti (72)	---	---
1973-74	Gus Gerard (.766)	Wally Walker (.829)	---	---	Billy Langloh (76)	---	---
1972-73	Barry Parkhill (.827)	Barry Parkhill (.827)	---	---	Barry Parkhill (124)	---	---
1971-72	Barry Parkhill (.765)	Barry Parkhill (.765)	---	---	Barry Parkhill (121)	---	---
1970-71	Barry Parkhill (.807)	Tim Rash (.852)	---	---	Barry Parkhill (124)	---	---
1969-70	Chip Case (.767)	Kevin Kennelly (.783)	---	---	Kevin Kennelly (69)	---	---
1968-69	Norm Carmichael (.717)	Norm Carmichael (.717)	---	---	Kevin Kennelly (90)	---	---
1967-68	Mike Katos (.740)	Mike Katos (.740)	---	---	Barry Koval (106)	---	---
1966-67	Case/Katos (.760)	Chip Case/Mike Katos (.760)	---	---	---	---	---
1965-66	Mike Katos (.805)	Mike Katos (.805)	---	---	---	---	---
1964-65	Mac Caldwell (.844)	Mac Caldwell (.844)	---	---	---	---	---
1963-64	Mac Caldwell (.784)	Mac Caldwell (.784)	---	---	---	---	---
1962-63	Gene Engel (.689)	Mac Caldwell (.730)	---	---	---	---	---
1961-62	Tony Laquintano (.746)	Tony Laquintano (.746)	---	---	---	---	---
1960-61	Tony Laquintano (.675)	John Hasbrouck (.744)	---	---	---	---	---
1959-60	Bob Mortell (.686)	Walter Densmore (.782)	---	---	---	---	---
1958-59	Paul Adkins (.792)	Paul Adkins (.792)	---	---	---	---	---
1957-58	Bill Metzger (.846)	Bill Metzger (.846)	---	---	---	---	---
1956-57	Bob Hardy (.722)	Bob Hardy (.722)	---	---	---	---	---
1955-56	Bob McCarty (.832)	Bob McCarty (.832)	---	---	---	---	---
1954-55	Cecil Underwood (.831)	Cecil Underwood (.831)	---	---	---	---	---
1953-54	Buzzy Wilkinson (.777)	Buzzy Wilkinson (.777)	---	---	---	---	---

•To qualify as a leader, a player must have played in at least 75% of the team's games that season

•ACC leader in bold (* denotes ACC single season record)

• FG% minimums: ACC-5 FGM/game, UVA-2.0 FGM/game

• FT% minimums: ACC-2.5 FTM/game, UVA-2.0 FTM/game

• 3FG% minimums: ACC-2.0 3FGM/game (1.5 3FGM/game prior to 1997-98), UVA-1.0

CAREER STATISTICS



2021-22 VIRGINIA MEN'S BASKETBALL

Player (Years)	GP-GS	Min-Avg	FG-FGA	Pct	3FG-FGA	Pct	FT-FTA	Pct	Off-Def	Tot-Avg	PF-FO	A	TO	Blk	Stl	Pts-Avg
Jabri Abdur-Rahim (2021)	8-0	37-4.6	2-10	.200	1-7	.143	202	1.000	0-2	2-0.3	7-0	2	1	1	1	7-0.9
aul Adkins (1958-60)	23	--	440-1179	.373	--	--	270-354	.763	--	205-2.8	121	-	-	-	-	1150-16.0
Chris Alexander (1992-96)	105-59	1969-18.8	90-183	.492	0-0	.000	47-102	.461	163-222	385-3.7	221-6	39	69	148	34	227-2.2
Cory Alexander (1992-95)	85-85	2858-33.6	459-1075	.427	142-422	.336	226-324	.698	52-246	298-3.5	189-2	401	279	14	99	1286-15.1
Courtney Alexander (1996-97)	53-42	1459-27.5	289-640	.452	58-125	.464	123-161	.764	32-160	192-3.6	107-1	73	77	10	40	759-14.3
Damin Altizer (2007)	2-0	4-2.0	0-1	.000	0-0	.000	0-0	.000	0-1	1-0.5	0-0	1	1	0	0	0-0.0
Justin Anderson (2013-15)	98-45	2361-24.1	288-669	.430	97-272	.357	200-266	.752	75-266	341-3.5	137-1	180	125	84	60	873-8.9
Marco Anthony (2018-19)	35-0	222-6.3	18-55	.327	7-20	.350	9-15	.600	1-24	25-0.7	15-0	20	14	3	2	52-1.5
Fletcher Arritt (1963-64)	38	--	36-92	.391	--	--	37-48	.771	--	32-0.8	14-0	-	-	-	-	109-2.9
Darion Atkins (2012-15)	123-42	1857-15.1	236-465	.508	0-1	.000	73-130	.562	158-264	422-3.4	205-2	46	89	102	56	545-4.4
Francesco Badochi (2019)	11-0	28-2.5	2-4	.500	0-1	.000	1-2	.500	3-3	6-0.5	2-0	0	0	0	0	5-0.5
Tom Bagby (1970)	7	--	0-1	.000	--	--	2-3	.667	--	3-0.4	0-0	0	1	-	-	2-0.3
Brent Bair (1988-89)	40-15	350-8.8	17-50	.340	0-0	.000	16-21	.762	22-36	58-1.5	46-0	6	15	3	13	50-1.3
Calvin Baker (2008-10)	86-40	1939-22.5	215-551	.390	70-215	.326	95-126	.754	34-145	179-2.1	143-3	204	147	10	71	595-6.9
T.J. Bannister (2004-06)	76-21	1423-18.7	68-213	.319	8-42	.190	128-166	.771	24-88	112-1.5	177-5	238	144	1	56	272-3.6
Renny Barnes (1965)	13	--	3-8	.375	--	--	1-2	.500	--	12-0.9	8-0	-	-	-	-	7-0.5
Yuri Barnes (1992-95)	127-29	2170-17.1	243-539	.451	1-1	1.000	156-256	.609	204-332	536-4.2	242-2	26	133	61	38	643-5.1
Taylor Barnett (2013)	26-2	248-9.5	24-51	.471	19-44	.432	0-2	.000	1-16	17-0.7	15-0	19	12	1	1	67-2.6
Billy Baron (2011)	17-0	189-11.1	15-48	.313	12-38	.316	9-13	.692	0-12	12-0.7	11-0	13	8	0	6	51-3.0
Justice Bartley (2016-18)	28-0	61-2.2	6-16	.375	2-7	.286	1-4	.250	3-11	14-0.5	7-0	2	11	1	0	15-0.5
George Baskerville (1958)	8	--	1-5	.200	--	--	1-2	.500	--	1-0.1	2-0	-	-	-	-	3-0.4
Bill Batts (1987-89)	66-40	1295-19.6	151-264	.572	0-0	.000	77-130	.592	132-168	300-4.5	151-2	26	63	51	27	379-5.7
Reece Beekman (2021)	25-20	732-29.3	42-110	.382	9-37	.243	25-33	.758	5-66	71-2.8	37-0	75	29	10	30	118-4.7
Todd Billet (2003-04)	63-60	2072-32.9	224-584	.384	156-398	.392	136-164	.829	36-116	152-2.4	115-2	207	139	5	42	740-11.7
Lance Blanks (1986-87)	38-1	248-6.5	27-57	.474	1-4	.250	8-19	.421	7-26	33-0.9	33-0	20	26	0	14	63-1.7
Matt Blundin (1988-91)	107-26	2129-19.9	137-300	.457	0-8	.000	114-198	.576	205-274	479-4.5	208-4	85	109	18	42	388-3.6
Mark Bogosh (1994)	2-0	3-1.5	0-0	.000	0-0	.000	0-0	.000	0-0	0-0.0	1-0	0	0	1	0	0-0.0
Andy Boninti (1973-75)	71	1248-17.6	138-331	.417	--	--	115-170	.676	--	134-1.9	98-3	134	145	-	-	391-5.5
Dan Bonner (1973-75)	68	1104-16.2	107-222	.482	--	--	70-97	.722	--	203-3.0	129-5	99	82	-	-	284-4.2
John Brandenburg (2009)	8-0	26-3.3	3-5	.600	0-0	.000	2-2	1.000	1-5	6-0.8	5-0	0	1	3	2	8-1.0
Tommy Briscoe (1975-78)	72-0	420-5.8	19-62	.306	--	--	15-28	.536	--	29-0.4	60-2	37	38	0	16	53-0.7
Malcolm Brogdon (2012-16)	136-109	4157-30.6	601-1399	.430	185-507	.365	422-482	.876	82-481	563-4.1	250-2	335	207	31	117	1809-13.3
Doug Browman (2010-13)	35-0	159-4.5	4-10	.400	3-9	.333	2-6	.333	2-20	22-0.6	21-0	18	13	0	4	13-0.4
Elton Brown (2002-05)	121-73	2697-22.3	520-1057	.492	23-83	.277	293-498	.588	242-418	660-5.5	283-3	95	217	40	39	1356-11.2
Andy Burns (2007-08)	21-0	40-1.9	3-9	.333	1-3	.333	3-10	.300	3-7	10-0.5	5-0	2	3	1	0	10-0.5
Junior Burroughs (1992-95)	129-125	3939-30.5	759 - 1691	.449	13-46	.283	439-652	.673	362-567	929-7.2	339-8	112	279	96	111	1970-15.3
Herb Busch (1957-59)	58	--	290-639	.454	--	--	304-408	.745	--	556-9.6	161	-	-	-	-	884-15.2
John Butler (1957)	20	--	2-4	.500	--	--	2-3	.667	--	1-0.1	4-0	-	-	-	-	6-0.3
Derrick Byars (2003-04)	62-34	1297-20.9	159-349	.456	56-144	.389	60-90	.667	69-125	194-3.1	134-6	63	84	11	42	434-7.0
Francisco Caffaro (2020-21)	37-2	269-7.3	15-29	.517	0-0	.000	18-25	.720	19-26	45-1.2	40-0	2	16	6	2	48-1.3
Jason Cain (2004-07)	111-60	1950-17.6	195-411	.474	2-15	.133	157-231	.680	191-337	528-4.8	251-8	52	141	61	49	549-4.9
Mac Caldwell (1963-65)	69	--	407-918	.443	--	--	199-252	.790	--	554-8.0	131-5	-	-	-	-	1013-14.7
Tom Calloway (1985-87)	52-42	1137-21.9	117-253	.462	0-0	.000	64-89	.719	--	118-2.3	117-3	74	90	3	44	298-5.7
Billy Campbell (2003-06)	49-2	265-5.4	22-55	.400	10-28	.357	8-15	.533	3-29	32-0.7	44-0	18	20	0	12	62-1.3
Rick Carlisle (1983-84)	67-66	1924-28.7	291-566	.514	8-12	.667	154-200	.770	--	193-2.9	120-1	193	97	8	35	744-11.1
Norm Carmichael (1967-69)	70	--	322-572	.563	--	--	171-245	.698	--	622-8.9	155-15	28	58	-	-	815-11.6
Dean Carpenter (1979-82)	46-3	251-5.5	25-62	.403	--	--	21-40	.525	--	58-1.3	41-1	7	19	2	10	71-1.5
Lamont Carr (1975-76)	35	391-11.2	39-97	.402	--	--	29-54	.537	--	89-2.5	53-0	21	35	0	3	107-3.1
Bob Cascella (1968)	4	--	0-3	.000	--	--	4-6	.667	--	2-0.5	-	-	-	-	-	4-1.0
Chip Case (1967-70)	68	--	375-885	.424	--	--	240-324	.741	--	276-4.1	191-12	92	144	-	-	990-14.6
Steve Castellani (1976-79)	116-53	3011-26.0	337-692	.487	--	--	207-293	.706	--	799-6.9	369-19	104	207	108	49	881-7.6
Jason Clark (2002-05)	91-47	1551-7.0	166-271	.613	0-0	.000	89-134	.664	152-165	317-3.5	213-6	41	78	112	67	421-4.6
Kihei Clark (2019-21)	93-73	2985-32.1	245-644	.380	85-243	.350	158-193	.819	33-232	265-2.8	136-0	386	197	3	83	733-7.9
Louis Collins (1981)	18-0	59-3.3	14-42	.333	--	--	2-7	.286	--	11-0.6	10-0	2	3	0	3	30-1.7
Chase Coleman (2019-21)	22-0	93-4.2	6-19	.316	2-8	.250	0-0	.000	0-9	9-0.4	10-0	4	7	0	5	14-0.6
Jim Connelly (1965-67)	73	--	540-1282	.421	--	--	346-479	.722	--	428-5.9	238-13	-	-	-	-	1426-19.5
Chip Conner (1962-64)	68	--	456-1073	.425	--	--	245-380	.645	--	551-8.1	127-0	-	-	-	-	1157-17.0
Mark Cooke (1987-90)	51-3	210-4.1	26-67	.388	6-17	.353	16-29	.552	13-27	40-0.8	19-0	6	11	3	3	74-1.5
Jerry Cooper (1955-57)	80	--	343-738	.465	--	--	130-207	.628	--	558-7.0	229	-	-	-	-	816-10.2
Jeff Crackel (1966)	14	--	5-29	.172	--	--	12-15	.800	--	20-1.4	12-0	-	-	-	-	22-1.6
Bill Creason (1969)	13	--	1-5	.200	--	--	6-8	.750	--	2-0.2	5-0	5	3	-	-	8-0.6
Darren Cross (1980)	12-0	56-4.7	8-18	.444	--	--	8-11	.727	--	8-0.7	11-0	5	9	0	2	24-2.0
John Crotty (1988-91)	129-110	4174-32.4	527-1270	.415	179-517	.346	413-595	.694	82-245	327-2.5	287-7	683	347	17	129	1646-12.8
Mike Curtis (1995-98)	28-0	52-1.9	3-12	.250	2-6	.333	1-6	.167	2-6	8-0.3	13-0	2	7	0	1	9-0.3
Brent Dabbs (1989)	33-24	814-24.7	107-246	.435	2-12	.167	69-108	.639	79-161	240-7.3	70-1	30	65	6	6	285-8.6
Jeff Daniel (1986-90)	109-2	1256-11.5	47-128	.367	0-1	.000	57-94	.606	74-152	243-2.2	182-4	33	67	10	30	151-1.4
Bob Davis (1965)	11	--	38-118	.322	--	--	24-50	.480	--	45-4.1	35-2	-	-	-	-	100-9.1
Rex Davis (1959-60)	10	--	3-15	.200	--	--	3-6	.500	--	16-1.6	4-0	-	-	-	-	9-0.9
Harold Deane (1994-97)	122-116	4269-35.0	490-1322	.371	237-693	.342	546-699	.781	78-362	440-3.6	304-7	468	362	61	179	1763-14.5



CAREER STATISTICS

2021-22 VIRGINIA MEN'S BASKETBALL

Player (Years)	GP-GS	Min-Avg	FG-FGA	Pct	3FG-FGA	Pct	FT-FTA	Pct	Off-Def	Tot-Avg	PF-FO	A	TO	Blk	Stl	Pts-Avg
Matt Deasey (2006)	6-0	6-1.0	0-1	.000	0-0	.000	0-0	.000	0-0	0-0.0	1-0	0	0	0	0	0-0.0
Walter Densmore (1959-61)	68	--	158-418	.378	--	--	118-167	.707	--	315-4.6	97	-	-	-	-	434-6.4
Willie Dersch (1997-00)	118-69	2653-22.5	248-614	.404	72-259	.278	129-179	.721	78-199	277-2.3	212-3	204	160	26	83	697-5.9
Frank DeWitt (1970-72)	79	--	234-550	.425	--	--	177-257	.689	--	354-4.5	184-4	73	135	-	-	645-8.2
Mamadi Diakite (2017-20)	134-53	2796-20.9	396-756	.524	28-84	.333	177-246	.720	163-391	554-4.1	289-5	41	137	156	63	997-7.4
Mamadi Diane (2006-09)	119-77	2921-24.5	363-892	.407	130-380	.342	166-228	.728	142-276	418-3.5	211-3	122	164	56	83	1022-8.6
Stephane Dondon (2000-01)	56-10	781-13.9	68-176	.386	10-40	.250	75-102	.735	66-103	169-3.0	107-2	25	45	10	28	221-3.9
Jason Dowling (1999-02)	50-0	117-2.3	6-27	.222	2-12	.167	6-10	.600	3-12	15-0.3	12-0	5	12	3	3	20-0.4
Al Drummond (1972-74)	79	1314-16.6	180-366	.492	--	--	51-70	.729	--	138-1.7	140-0	93	84	-	-	411-5.2
Colin Ducharme (1997-2000)	91-48	1525-16.8	176-333	.529	0-1	.000	120-169	.710	149-194	343-3.8	218-8	54	118	88	24	472-5.2
John Dyslin (1985-87)	55-9	430-7.8	28-60	.467	0-0	.000	8-26	.308	--	89-1.6	75-2	5	30	22	6	64-1.2
Kenton Edelin (1982-84)	97-14	1710-17.6	126-201	.627	1-1	1.000	66-140	.471	--	444-4.6	277-13	74	98	62	51	319-3.3
Mike Eikenberry (1967-68)	21	--	21-48	.438	--	--	21-29	.724	--	44-2.1	1-0	-	-	-	-	63-3.0
John Eller (1962)	23	--	16-44	.364	--	--	13-27	.481	--	55-2.4	52	-	-	-	-	45-2.0
Percy Ellsworth (1995)	15-0	43-2.9	4-6	.667	0-0	.000	4-4	1.000	1-6	7-0.5	6-0	3	2	1	1	12-0.8
Gene Engel (1961-63)	73	--	389-877	.444	--	--	293-445	.658	--	612-8.4	122	-	-	-	-	1071-14.7
Bob Engle (1965)	4	--	1-4	.250	--	--	2-3	.667	--	6-1.5	2-0	-	-	-	-	4-1.0
John English (1968-69)	42	--	56-164	.341	--	--	38-59	.644	--	61-1.5	53-1	45	70	-	-	150-3.6
Jontel Evans (2010-13)	120-92	3096-25.8	247-594	.416	13-42	.310	88-158	.557	37-210	247-2.1	243-2	419	224	8	149	595-5.0
Louis Farina (1960)	18	--	14-56	.250	--	--	21-31	.677	--	35-1.9	-	-	-	-	-	49-2.7
Jim Farmer (1971)	5	--	3-6	.500	--	--	0-1	.000	--	1-0.2	5-0	1	3	-	-	6-1.2
Mustapha Farrakhan (2008-11)	103-39	1941-18.8	234-620	.377	89-267	.333	170-219	.776	30-141	171-1.7	119-2	135	144	19	43	727-7.1
Gene Flamm (1961-63)	70	--	68-217	.313	--	--	77-120	.642	--	220-3.1	141	-	-	-	-	213-3.0
Bernie Fiorani (1989-91)	11-1	22-2.0	4-4	1.000	0-0	.000	4-4	1.000	0-2	2-0.2	2-0	3	2	1	0	12-1.1
Gary Forbes (2004-05)	60-21	1375-22.9	210-448	.449	36-125	.288	73-134	.545	82-159	241-4.0	145-6	71	110	47	48	511-8.5
Blair Ford (1990-91)	13-0	43-3.3	2-11	.182	1-9	.111	5-12	.417	2-3	5-0.4	3-0	6	2	0	3	10-0.8
Mike Forkin (2005-06)	15-0	29-1.9	2-5	.400	1-1	1.000	5-6	.833	2-3	5-0.3	3-0	1	1	0	0	10-0.7
Maleek Frazier (2014-15)	22-0	40-1.8	1-6	.167	0-1	.000	0-1	.000	0-6	6-0.3	4-0	2	6	1	1	2-0.1
Keith Friel (2000-01)	59-3	879-14.9	127-315	.403	107-254	.421	55-61	.902	7-49	56-0.9	82-0	32	25	4	21	416-7.1
Bill Fulton (1969)	22	--	29-68	.426	--	--	18-28	.643	--	45-2.0	19-0	6	15	-	-	76-3.5
Otis Fulton (1976-79)	77-0	1510-19.6	159-321	.495	--	--	67-97	.691	--	345-4.5	142-2	38	98	54	18	385-5.0
Terry Gates (1979-81)	96-15	1829-19.1	90-173	.520	--	--	107-172	.622	--	257-2.7	235-13	69	83	2	31	287-3.0
Todd Gates (1989)	2-0	1-0.5	0-2	.000	0-1	.000	0-1	.000	0-0	0-0.0	0-0	0	0	0	0	0-0.0
Gus Gerard (1973-74)	52	1557-29.9	388-819	.474	--	--	155-219	.708	--	481-9.3	183-11	69	139	-	-	931-17.9
Bill Gerry (1969-71)	75	--	322-619	.520	--	--	291-405	.719	--	598-8.0	190-5	72	171	-	-	935-12.5
Larry Gerry (1971-73)	31	--	11-34	.324	--	--	17-25	.680	--	14-0.5	16-0	4	10	-	-	39-1.3
John Gidding (1967-69)	45	--	157-293	.536	--	--	104-162	.642	--	331-7.4	92-9	42	74	-	-	418-9.3
Anthony Gill (2013-16)	108-73	2629-24.3	442-759	.582	2-3	.667	336-490	.686	231-364	595-5.5	236-3	73	122	57	64	1222-11.3
Bret Gladstone (2002)	6-0	16-2.7	2-4	.500	1-3	.333	5-5	1.000	0-0	0-0.0	5-0	3	2	0	0	10-1.7
Ken Goble (1963-65)	56	--	114-234	.487	--	--	58-84	.690	--	124-2.2	50-1	-	-	-	-	286-5.1
Spencer Graham (1973)	10	25-2.5	4-6	.667	--	--	1-4	.250	--	6-0.6	4-0	1	3	-	-	9-0.9
Bobby Graves (1992-94)	17-0	19-1.1	2-9	.222	0-2	.000	0-4	.000	5-0	5-0.3	3-0	0	1	0	0	4-0.2
Michael Greenberg (1963)	25	--	43-119	.361	--	--	28-35	.800	--	68-2.7	-	-	-	-	-	114-4.6
Trevon Gross Jr. (2017-18)	21-0	53-2.5	3-15	.200	1-9	.111	0-3	.000	4-5	9-0.4	6-0	5	5	0	3	7-0.3
Kyle Guy (2017-19)	106-77	3080-29.1	466-1075	.433	254-597	.425	137-170	.806	45-272	317-3.0	117-0	173	116	4	74	1323-12.5
Bob Gunderman (1955)	24	--	10-22	.455	--	--	13-34	.382	--	56-2.3	29	-	-	-	-	33-1.4
Adam Hall (1999-02)	108-88	2892-26.8	417-905	.461	89-298	.299	181-311	.582	238-286	524-4.9	314-14	148	235	19	157	1104-10.2
Devon Hall (2014-18)	128-89	3075-24.0	305-728	.419	115-296	.389	159-197	.807	44-363	407-3.2	183-3	264	115	20	73	884-6.9
Donald Hand (1998-01)	120-110	3637-30.3	443-1203	.368	156-517	.302	444-568	.782	74-316	390-3.3	379-18	529	385	5	179	1486-12.4
John Haner (1958-60)	63	--	272-674	.404	--	--	73-117	.624	--	209-3.3	84	-	-	-	-	617-9.8
Raleigh Harbour (1999)	13-1	52-4.0	3-7	.429	0-0	.000	3-6	.500	5-5	10-0.8	12-0	2	2	0	1	9-0.7
Bob Hardy (1956-57)	52	--	256-666	.394	--	--	209-294	.711	--	182-3.5	150	-	-	-	-	721-13.9
Josh Hare (1999-01)	55-2	454-8.3	32-68	.471	11-28	.393	15-27	.556	16-55	71-1.3	50-1	44	22	1	24	90-1.6
Jermaine Harper (2002-03)	56-5	862-15.4	91-219	.416	32-105	.305	61-81	.753	20-63	83-1.5	82-2	43	48	7	23	275-4.9
KT Harrell (2011-12)	42-20	897-21.4	108-269	.401	28-78	.359	57-87	.655	20-55	75-1.8	58-0	36	40	7	14	301-7.2
Greg Harrell-Edge (2003)	3-0	3-1.0	0-0	.000	0-0	.000	0-0	.000	0-0	0-0.0	0-0	0	0	0	1	0-0.0
Joe Harris (2011-14)	135-128	4084-30.3	568-1276	.445	263-646	.407	299-414	.722	116-393	509-3.8	307-6	254	213	48	116	1698-12.6
Will Harris (2007-08)	47-3	579-12.3	59-156	.378	13-45	.289	25-39	.641	53-88	141-3.0	60-0	16	43	9	9	156-3.3
Sam Harvey (1967)	13	--	11-36	.306	--	--	2-6	.333	--	6-0.5	6-0	-	-	-	-	24-1.8
John Hasbrouck (1961-62)	39	--	137-382	.359	--	--	67-92	.728	--	51-1.3	70	-	-	-	-	341-8.7
Sam Hauser (2021)	25-25	859-34.4	147-292	.503	63-151	.417	43-48	.896	21-149	170-6.8	39-0	45	26	10	14	400-16.0
Chris Havlicek (1991-94)	71-3	346-4.9	20-74	.270	2-29	.069	15-22	.682	12-21	33-0.5	30-0	22	26	1	5	57-0.8
Tommy Hicks (1978-79)	44-19	616-14.0	30-80	.375	--	--	40-59	.678	--	39-0.9	64-1	112	108	0	34	100-2.3
Bob Hickson (1957)	15	--	1-1	1.000	--	--	0-0	.000	0-0	0-0.0	1	-	-	-	-	2-0.1
John Hill (1969-71)	42	--	28-96	.292	--	--	24-39	.615	--	26-0.6	48-0	21	30	-	-	80-1.9
Dale Hilsmier (1965-66)	14	--	20-59	.339	--	--	24-31	.774	--	41-2.9	12-0	-	-	-	-	64-4.6
Jim Hobgood (1971-73)	78	--	311-649	.479	--	--	117-159	.736	--	340-4.4	128-0	81	99	-	-	739-9.5
Jay Huff (2018-21)	101-43	1846-18.3	307-522	.588	64-166	.386	93-137	.679	125-334	459-4.5	201-4	60	86	166	33	771-7.6
De'Andre Hunter (2018-19)	71-38	1891-26.6	309-607	.509	67-160	.419	197-255	.773	90-220	310-4.4	136-4	111	83	25	41	882-12.4
Kris Hunter (1997-99)	69-21	1145-16.6	85-208	.409	0-0	.000	58-98	.592	101-143	244-3.5	85-2	29	44	126	14	228-3.3

CAREER STATISTICS



2021-22 VIRGINIA MEN'S BASKETBALL

Player (Years)	GP-GS	Min-Avg	FG-FGA	Pct	3FG-FGA	Pct	FT-FTA	Pct	Off-Def	Tot-Avg	PF-FO	A	TO	Blk	Stl	Pts-Avg
Marc Iavaroni (1975-78)	110	3267-29.7	458-934	.490	--	--	328-481	.682	--	718-6.5	361-30	107	296	37	50	1244-11.3
Bill Jackey (1960)	9	--	3-8	.375	--	--	2-4	.500	--	4-0.4	-	-	-	-	-	8-0.9
Steve Jarvis (1961-63)	43	--	38-125	.304	--	--	21-35	.600	--	60-1.4	18	-	-	-	-	97-2.3
Garland Jefferson (1977-80)	96-10	948-9.9	159-344	.462	--	--	77-93	.828	--	155-1.6	97-1	36	51	7	22	395-4.1
Ted Jeffries (1990-93)	129-127	3547-27.5	331-677	.489	1-3	.333	158-256	.617	221-566	787-6.1	330-10	150	184	82	64	821-6.4
Keith Jenifer (2002-03)	48-29	1220-25.4	77-216	.356	12-44	.273	56-96	.583	21-104	125-2.6	144-5	184	112	4	44	222-4.6
Ty Jerome (2017-19)	105-75	2775-26.4	363-835	.435	166-424	.392	119-151	.788	29-288	317-3.0	202-1	384	145	4	127	1011-9.6
Paul Jespersion (2012-13)	56-33	1120-20.0	69-201	.343	47-139	.338	11-14	.786	7-88	95-1.7	74-0	35	42	17	21	196-3.5
Charlie Johnson (1967)	2	--	0-1	.000	--	--	0-0	.000	--	0-0.0	1-0	-	-	-	-	0-0.0
Derrick Johnson (1991-92)	30-1	216-7.2	14-36	.389	1-11	.091	4-7	.571	8-7	15-0.5	21-0	24	21	1	14	33-1.1
James Johnson (2012)	6-0	37-6.2	0-3	.000	0-0	.000	9-16	.563	2-6	8-1.3	8-0	2	3	0	0	9-1.5
John Johnson (1985-88)	108-66	2915-27.0	360-799	.451	28-73	.384	247-328	.753	--	209-1.9	139-2	426	218	6	75	995-9.2
Kenny Johnson (1982-85)	56-2	379-6.8	35-102	.343	0-0	.000	24-46	.522	--	23-0.4	39-0	33	34	0	14	94-1.7
Nigel Johnson (2018)	31-1	512-16.5	56-145	.386	16-49	.327	23-38	.605	2-47	49-1.6	17-0	50	24	1	23	151-4.9
Scott Johnson (1996)	19-1	272-14.3	25-59	.424	5-17	.294	14-19	.737	30-25	55-2.9	38-1	7	15	5	1	69-3.6
Tom Johnson (1964)	4	--	0-5	.000	--	--	0-0	.000	--	0-0.0	1-0	-	-	-	-	0-0.0
Jeff Jones (1979-82)	129-110	3939-30.5	324-621	.522	--	--	202-272	.743	--	301-2.3	266-6	598	280	12	189	850-6.6
Jeff Jones (2008-10)	90-41	1554-17.3	186-491	.379	83-236	.352	100-130	.769	28-120	148-1.6	94-0	54	68	9	38	555-6.2
Jeff Jones (2014-17)	35-0	70-2.0	4-14	.286	1-7	.143	1-3	.333	4-8	12-0.3	10-0	1	5	1	2	10-0.3
Teven Jones (2012-14)	59-9	530-9.0	31-96	.323	11-37	.297	28-43	.651	3-23	26-0.4	61-0	42	28	2	18	101-1.7
Tom Jonke (2010)	6-0	12-2.0	0-1	.000	0-1	.000	0-0	.000	0-2	2-0.3	0-0	0	2	0	1	0-0.0
Adrian Joseph (2005-08)	117-60	2673-22.8	346-826	.419	158-452	.350	81-109	.743	127-332	459-3.9	149-1	83	124	41	53	931-8.0
Charles Joseph (1959)	4	--	0-0	.000	--	--	0-0	.000	--	0-0.0	2	-	-	-	-	0-0.0
Tom Joyce (1968)	12	--	10-36	.278	--	--	1-11	.091	--	10-0.8	-	-	-	-	-	21-1.8
Mike Katos (1966-68)	72	--	458-1048	.437	--	--	262-345	.759	--	511-7.1	140-6	-	-	-	-	1178-16.4
Dirk Katstra (1988-91)	67-2	368-5.5	33-101	.327	14-56	.250	11-25	.440	14-33	47-0.7	47-0	23	27	3	6	91-1.4
Austin Katstra (2018-21)	27-0	57-2.1	9-23	.391	4-15	.267	1-2	.500	2-15	17-0.6	5-0	3	2	1	1	23-0.9
Richard Katstra (1962-64)	56	--	122-311	.392	--	--	81-143	.566	--	276-4.9	129-6	-	-	-	-	325-5.8
Andrew Kennedy (1986-87)	61-54	1893-31.0	301-525	.573	0-1	.000	187-251	.745	--	389-6.4	157-3	50	87	20	57	789-12.9
Mel Kennedy (1985-88)	115-77	3386-29.4	571-1159	.493	40-107	.374	233-311	.749	--	535-4.7	280-7	149	193	35	55	1415-12.3
Kevin Kennelly (1969-71)	55	--	88-244	.361	--	--	98-123	.797	--	105-1.9	88-2	166	165	-	-	274-5.0
Grant Kersey (2019-20)	11-0	19-1.7	4-4	1.000	2-2	1.000	5-5	1.000	2-1	3-0.3	0-0	1	2	0	2	15-1.4
Braxton Key (2019-20)	65-31	1660-25.5	175-403	.434	30-124	.242	101-156	.647	95-304	399-6.1	108-0	87	76	37	67	481-7.4
Tony Kinn (1968-69)	50	--	326-768	.424	--	--	94-136	.691	--	120-2.4	25-0	40	46	-	-	746-14.9
Terry Kirby (1990-91)	29-0	227-7.8	34-82	.415	9-32	.281	5-14	.357	13-17	30-1.0	30-1	12	19	2	17	82-2.8
Caid Kirven (2013-16)	43-0	77-1.8	5-13	.385	1-3	.333	0-0	.000	4-8	12-0.3	5-0	0	6	0	0	11-0.3
Jeff Klein (1978-81)	59-3	445-7.5	36-83	.434	--	--	34-48	.708	--	59-1.0	49-0	41	34	3	24	106-1.8
Thomas Kody (2010)	4-0	8-2.0	0-2	.000	0-0	.000	0-0	.000	1-0	1-0.3	1-0	1	1	0	1	0-0.0
Dave Koesters (1975-78)	107-2	2208-20.6	254-605	.420	--	--	166-214	.776	--	160-1.5	245-11	137	173	2	60	674-6.3
Barry Koval (1967-68)	34	--	28-78	.359	--	--	44-64	.688	--	55-1.6	-	-	-	-	-	100-2.9
Ward Lambert (1958-59)	4	--	0-1	.000	--	--	2-4	.500	--	2-0.5	3-0	-	-	-	-	2-0.5
Jay Lambiotte (1962-64)	57	--	100-237	.422	--	--	63-93	.677	--	143-2.5	91-1	-	-	-	-	263-4.6
Ken Lambiotte (1983-84)	25-0	183-7.3	30-55	.545	0-6	.000	17-25	.680	--	29-1.2	15-0	12	17	2	3	77-3.1
Jeff Lamp (1978-81)	123-122	4231-34.4	841-1710	.492	--	--	635-748	.849	--	515-4.2	256-6	250	350	12	109	2317-18.8
Sylvan Landesberg (2009-10)	55-54	1825-33.2	316-719	.439	39-111	.351	259-323	.802	84-217	301-5.5	106-3	155	138	11	49	930-16.9
Billy Langloh (194-77)	108	3078-28.5	470-1009	.466	--	--	300-417	.719	--	315-2.9	269-16	286	298	8	80	1240-11.5
Tony Laquintano (1960-62)	73	--	493-1413	.349	--	--	277-393	.705	--	249-3.4	128	-	-	-	-	1263-17.3
Lewis Lattimore (1980-81)	54-2	342-6.3	43-94	.457	--	--	35-63	.556	--	93-1.7	74-1	4	26	5	4	121-2.2
Gary Laws (1967-68)	43	--	47-93	.505	--	--	25-46	.543	--	61-1.4	20-0	-	-	-	-	119-2.8
Cade Lemcke (1999-00)	36-0	144-4.0	13-28	.464	8-19	.421	3-5	.600	5-9	14-0.4	16-0	6	8	1	2	37-1.0
Jack Lettice (1966)	15	--	14-47	.298	--	--	5-8	.625	--	28-1.9	31-1	-	-	-	-	33-2.2
Brandon Lloyd (1999)	8-0	12-1.5	1-1	1.000	0-0	.000	3-4	.750	0-2	2-0.2	1-0	1	0	1	0	5-0.6
Robert Lodge (2003-04)	8-0	9-1.1	0-1	.000	0-1	.000	2-2	1.000	0-3	3-0.4	1-0	1	0	0	0	2-0.3
Greg Lyons (1998-01)	27-0	45-1.7	11-24	.458	10-22	.455	4-4	1.000	1-2	3-0.1	1-0	5	4	0	3	36-1.3
Pete MacBeth (1979)	7	21-3.0	2-5	.400	--	--	1-5	.200	--	4-0.6	6-0	0	5	0	0	5-0.7
Majestic Mapp (2000-04)	73-4	1065-14.6	79-264	.299	32-120	.267	57-95	.600	16-54	70-1.0	39-0	120	96	1	31	247-3.4
Monte Marcaccini (1997-98)	52-8	637-12.43	32-101	.317	15-57	.263	17-37	.459	44-91	135-2.6	74-1	37	39	6	14	96-1.8
Marcus Martin (1999)	9-0	14-1.6	1-8	.125	0-1	.000	1-2	.500	0-2	2-0.2	1-0	1	1	3	1	3-0.3
Tim Martin (1985-88)	40-2	286-7.2	32-71	.451	0-0	.000	14-23	.609	31-30	71-1.8	28-0	10	18	5	8	78-2.0
Roger Mason, Jr. (2000-02)	89-68	2634-29.6	388-889	.436	137-365	.375	318-366	.869	66-203	269-3.0	209-4	230	195	33	90	1231-13.8
J.C. Mathis (2001-02)	57-20	814-14.3	92-212	.434	3-8	.375	49-100	.490	81-94	175-3.1	104-1	31	68	26	11	236-4.1
Craig McAndrew (1997-98)	26-0	218-8.4	2-15	.133	0-0	.000	5-14	.357	10-22	32-1.2	48-1	13	16	1	2	9-0.3
Scott McCandlish (1970-72)	79	--	400-892	.448	--	--	226-330	.685	--	761-9.6	247-15	99	114	-	-	1026-13.0
Bob McCarty (1954-56)	83	--	643-1353	.475	--	--	339-446	.760	--	511-6.2	186	-	-	-	-	1625-19.6
Carson McCorkle (2021)	8-0	22-2.8	2-5	.400	1-4	.250	0-0	.000	1-3	4-0.5	1-0	4	0	0	1	5-0.6
Bob McCormick (2007)	3-0	6-2.0	0-0	.000	0-0	.000	2-4	.500	1-0	1-0.3	0-0	0	0	0	0	2-0.7
Bob McCurdy (1972)	20	--	31-52	.596	--	--	22-30	.733	--	44-2.2	39-0	3	23	-	-	84-4.2
Taylor McGowan (1991)	1-0	2-2.0	0-1	.000	0-0	.000	0-0	.000	0-0	0-0.0	0-0	0	0	0	0	0-0.0
Bob McKeag (1972-74)	74	1113-15.0	185-395	.468	--	--	78-122	.639	--	271-3.7	157-3	98	120	-	-	448-6.1



CAREER STATISTICS

2021-22 VIRGINIA MEN'S BASKETBALL

Player (Years)	GP-GS	Min-Avg	FG-FGA	Pct	3FG-FGA	Pct	FT-FTA	Pct	Off-Def	Tot-Avg	PF-FO	A	TO	Blk	Stl	Pts-Avg
Jay McKenzie (1959)	10	--	55-153	.359	--	--	43-57	.754	--	26-2.6	25	-	-	-	-	153-15.3
Justin McKoy (2020-21)	33-4	316-9.6	33-71	.465	3-9	.333	12-16	.750	22-55	77-2.3	29-0	11	13	1	5	81-2.5
Pete McLaughlin (1995-98)	23-4	109-4.7	2-9	.222	2-8	.250	3-5	.600	1-8	9-0.4	7-0	10	13	0	0	9-0.4
Dan Merrifield (1982-85)	114-21	1313-11.5	125-276	.453	0-2	.000	61-102	.598	--	213-1.9	186-5	72	96	3	27	311-2.7
Rob Metcalf (1991)	13-0	29-2.2	1-3	.333	1-3	.333	2-6	.333	0-5	5-0.4	3-0	0	0	0	0	5-0.4
Chase Metheny (1996-98)	67-15	624-9.3	55-98	.561	0-0	.000	36-50	.720	62-109	171-2.6	126-2	19	61	67	13	146-2.2
Bill Metzger (1957-59)	73	--	221-568	.389	--	--	199-270	.737	--	430-5.9	201	-	-	-	-	641-8.8
Wayne Metzger (1965)	7	--	5-13	.385	--	--	1-2	.500	--	3-0.4	4-0	-	-	-	-	11-1.6
Bernie Meyer (1963-65)	60	--	119-322	.370	--	--	69-109	.633	--	125-2.1	139-10	-	-	-	-	307-5.1
Jerome Meynsse (2007-10)	89-24	1127-12.7	104-183	.568	0-0	.000	91-134	.679	79-144	223-2.5	149-1	15	36	35	16	299-3.4
Bruce Michelson (1958-60)	23	--	14-38	.368	--	--	13-19	.684	--	25-1.1	12	-	-	-	-	41-1.8
Laurynas Mikalauskas (2006-08)	80-25	1431-17.9	173-294	.588	0-1	.000	92-157	.586	132-134	266-3.3	183-5	25	68	18	17	438-5.5
Bill Miller (1955-57)	70	--	343-1029	.333	--	--	263-363	.725	--	300-4.3	195	-	-	-	-	949-13.6
Chip Miller (1970-72)	74	--	121-279	.434	--	--	49-65	.754	--	118-1.6	99-3	80	82	-	-	291-3.9
Jim Miller (1982-85)	132-58	3142-23.8	474-950	.499	1-2	.500	269-365	.737	--	474-3.6	309-8	92	201	25	47	1218-9.2
Ron Miller (1960-62)	66	--	153-410	.373	--	--	103-172	.599	--	246-3.7	125	-	-	-	-	409-6.2
Donte Minter (2004-05)	49-3	439-9.0	78-143	.545	0-0	.000	40-55	.727	30-59	89-1.8	53-1	7	26	23	20	196-4.0
Akil Mitchell (2011-14)	133-87	3164-23.8	361-695	.519	1-11	.091	189-331	.571	227-571	798-6.0	266-2	147	155	51	113	912-6.9
Angus Mitchell (2012)	4-0	6-1.5	0-0	.000	0-0	.000	0-0	.000	0-0	0-0.0	0-0	0	0	1	0	0-0.0
Rock Mitchell (1993)	10-0	10-1.0	0-5	.000	0-1	.000	1-2	.500	1-2	3-0.3	0-0	1	1	0	0	1-0.1
Kevin Moore (1976)	2-0	31-15.5	4-11	.364	--	--	2-3	.667	--	4-2.0	3-0	0	0	0	3	10-5.0
Joe Morahan (1969-70)	7	--	0-1	.000	--	--	0-0	.000	--	3-0.4	3-0	1	2	0	0	0-0.0
Richard Morgan (1986-89)	124-91	3286-26.5	605-1410	.429	132-375	.352	198-247	.802	82-259	396-3.2	209-0	279	195	19	160	1540-12.4
Ray Morningstar (1974-75)	8	22-2.8	2-6	.333	--	--	2-5	.400	--	10-1.7	2-0	0	5	-	-	6-0.8
Steve Morris (1972-74)	79	--	94-215	.437	--	--	69-97	.711	--	52-0.7	137-2	95	99	-	-	257-3.3
Casey Morsell (2020-21)	53-16	995-18.8	88-272	.324	25-123	.203	19-25	.760	14-68	82-1.5	73-0	36	39	11	26	220-4.2
Bob Mortell (1958-60)	72	--	177-439	.403	--	--	167-258	.647	--	600-8.3	103	-	-	-	-	521-7.2
Tim Mullen (1982-85)	127-100	2553-20.1	324-677	.479	13-35	.371	166-210	.790	--	227-1.8	237-4	173	167	13	75	827-6.5
Trey Murphy III (2021)	25-20	738-29.5	96-191	.503	52-120	.433	38-41	.927	15-70	85-3.4	49-1	30	19	11	20	282-11.3
Hank Nacey (2004-05)	7-0	7-1.0	1-3	.333	0-0	.000	0-2	.000	2-2	4-0.6	2-0	0	0	0	1	2-0.3
Joihn Naponick (1966-67)	44	--	116-273	.425	--	--	50-83	.602	--	268-6.1	111-1	-	-	-	-	282-6.4
William Napper (1977)	21	396-18.9	61-147	.415	--	--	6-12	.500	--	22-1.0	48-2	19	53	3	12	128-6.1
Wistar Nelligan (1956-58)	67	--	60-165	.364	--	--	109-169	.645	--	155-2.3	101	-	-	-	-	229-3.4
Doug Newburg (1980-83)	67-1	301-4.5	21-66	.318	3-4	.750	30-56	.536	--	39-0.6	42-1	35	41	2	16	75-1.1
Mark Newlen (1974-77)	68	604-8.9	69-133	.519	--	--	74-95	.779	--	96-1.4	61-0	39	50	2	21	212-3.1
Austin Nichols (2017)	1-0	16-16.0	4-7	.571	0-1	.000	3-3	1.000	0-3	3-3.0	3-0	0	0	0	0	11-11.0
Matt Nichols (1989)	2-0	1-0.5	0-0	.000	0-0	.000	0-0	.000	0-0	0-0.0	0-0	0	0	0	0	0-0.0
Jayden Nixon (2019-21)	22-0	65-3.0	4-12	.333	0-4	.000	2-4	.500	4-7	11-0.5	12-0	1	6	2	2	10-0.5
David Noel (2007)	2-0	1-0.5	0-1	.000	0-1	.000	0-0	.000	0-1	1-0.5	0-0	0	0	0	0	0-0.0
Norman Nolan (1995-98)	121-82	3007-24.9	544-1116	.487	0-3	.000	233-390	.597	305-460	765-6.3	284-4	79	215	46	43	1321-10.9
Evan Nolte (2013-16)	134-20	1880-14.0	149-382	.390	92-274	.336	61-85	.718	43-145	188-1.4	177-2	79	56	30	61	451-3.4
Mike O'Brien (1957-58)	13	--	4-6	.667	--	--	0-1	.000	--	5-0.4	2-0	-	-	-	-	8-0.6
Anthony Oliver (1989-92)	121-80	2421-20.0	367-845	.434	24-70	.343	100-144	.694	82-202	284-2.3	258-8	140	143	15	113	858-7.1
Mike Owens (1977-80)	108-61	2720-25.2	369-740	.499	--	--	180-244	.738	--	480-4.4	258-10	92	129	15	59	918-8.5
Matt Palumbo (2020)	1-0	2-2.0	0-1	.000	0-1	.000	0-0	.000	0-0	0-0.0	0-0	0	0	0	0	0-0.0
Cornel Parker (1991-94)	126-78	3343-26.5	298-747	.399	56-208	.269	221-342	.646	236-330	566-4.5	316-11	313	245	54	92	638-5.1
Barry Parkhill (1971-73)	79	--	549-1284	.428	--	--	339-426	.796	--	323-4.1	266-13	369	272	-	-	1437-18.2
Austin Pearre (1954-56)	73	--	144-319	.451	--	--	158-228	.693	--	451-6.2	202	-	-	-	-	446-6.1
London Parrantes (2014-17)	138-134	4425-32.1	397-981	.405	211-516	.409	220-271	.812	40-332	372-2.7	182-0	569	211	16	120	1225-8.9
Joe Perry (1977)	1-0	6-6.0	3-3	1.000	--	--	0-2	.000	--	2-2.0	0-0	0	1	1	0	6-6.0
Ryan Pettinella (2007-08)	53-27	641-12.1	62-97	.639	0-0	.000	18-72	.250	69-70	139-2.6	127-2	6	28	6	6	142-2.7
Malachi Poindexter (2021)	3-0	3-1.0	0-2	.000	0-2	.000	0-0	.000	0-0	0-0.0	0-0	0	0	0	0	0-0.0
Olden Polynice (1984-86)	95-84	3035-31.9	442-765	.578	--	--	267-436	.612	--	667-7.0	223-4	52	220	86	25	1151-12.1
Mike Powell (1994)	19-0	102-5.4	8-34	.235	0-7	.000	14-18	.778	2-11	13-0.7	24-1	10	21	1	6	30-1.6
Darryl Presley (1996)	10-0	47- 4.7	2-13	.154	0-1	.000	2-4	.500	8-9	17-1.7	11-0	2	5	1	0	6-0.6
Ron Price (1988)	9-0	19-2.1	1-6	.167	0-3	.000	4-5	.800	1-0	1-0.1	4-0	0	2	0	2	6-0.7
John Quinn (1967)	9	--	20-65	.308	--	--	11-17	.647	--	17-1.9	6-0	-	-	-	-	51-5.7
Lee Raker (1978-81)	111-74	3072-27.7	560-1114	.503	--	--	303-388	.781	--	342-3.1	327-21	160	197	9	98	1423-12.8
Tim Rash (1970-72)	78	--	275-597	.461	--	--	119-153	.778	--	157-2.0	174-7	158	185	-	-	669-8.6
Tryshan Ravenell (2005)	2-0	4-2.0	0-0	.000	0-0	.000	0-0	.000	0-0	0-0.0	0-0	0	0	0	1	0-0.0
Buddy Reams (1966-69)	55	--	212-477	.444	--	--	78-125	.624	--	399-7.3	147-5	15	10	-	-	502-9.1
Vince Redd (2004)	1-0	1-1.0	0-0	.000	0-0	.000	0-0	.000	0-0	0-0.0	0-0	0	0	1	0	0-0.0
Will Regan (2011)	20-0	132-6.6	11-26	.423	1-4	.250	2-5	.400	8-10	18-0.9	9-0	0	6	6	2	25-1.3
Jarred Reuter (2016-17)	58-0	465-8.0	67-123	.545	0-0	.000	27-35	.771	36-58	94-1.6	68-1	25	33	2	8	161-2.8
J.R. Reynolds (2004-07)	120-106	3681-30.7	530-1292	.410	221-610	.362	402-501	.802	79-264	343-2.9	300-4	317	263	13	101	1683-14.0
Craig Robinson (1980-83)	129-100	2587-20.1	335-712	.471	0-1	.000	218-319	.683	--	591-4.6	236-2	88	204	47	49	88-6.9
Jamal Robinson (1994-97)	122-40	2571-22.1	301-734	.410	43-159	.270	129-205	.629	155-326	481-3.9	250-5	200	153	28	68	774-6.3
Whitey Rockelein (1964)	16	--	4-14	.286	--	--	6-10	.600	--	10-0.6	13-1	-	-	-	-	14-0.9
Jason Rogers (2000-03)	51-2	188-3.7	39-73	.534	1-1	1.000	34-45	.533	25-33	58-1.1	20-0	2	7	28	7	103-2.0

CAREER STATISTICS



2021-22 VIRGINIA MEN'S BASKETBALL

Player (Years)	GP-GS	Min-Avg	FG-FGA	Pct	3FG-FGA	Pct	FT-FTA	Pct	Off-Def	Tot-Avg	PF-FO	A	TO	Blk	Stl	Pts-Avg
Thomas Rogers (2011-14)	40-0	82-2.1	3-21	.143	3-16	.188	1-4	.250	0-14	14-0.4	7-0	4	8	0	0	10-0.3
Jim Runcie (1982)	6-0	15-2.5	3-7	.429	--	--	0-0	.000	--	3-0.5	3-0	0	4	0	2	6-1.0
Jack Salt (2016-19)	126-106	2049-16.3	176-299	.589	0-0	.000	60-130	.462	172-267	439-3.5	255-3	38	76	60	35	412-3.3
Ralph Sampson (1980-83)	132-128	4070-30.8	899-1584	.568	3-5	.600	427-650	.657	--	1511-11.4	369-10	157	342	462	95	2228-16.9
Jerry Sanders (1964-66)	67	--	218-436	.500	--	--	173-264	.655	--	347-5.2	161-7	-	-	-	-	609-9.1
Kenneth Sanders (1960)	3	--	0-4	.000	--	--	2-3	.667	--	1-0.3	-	-	-	-	-	2-0.7
Ed Schetlick (1974-78)	69-1	492-7.1	41-125	.328	--	--	30-42	.714	--	96-1.4	80-3	21	39	1	2	112-1.6
John Schroeder (1966)	22	--	58-139	.417	--	--	23-39	.590	--	126-5.7	58-4	-	-	-	-	139-6.3
Mike Scott (2008-12)	130-106	3457-26.6	585-1122	.521	16-44	.364	352-454	.775	334-610	944-7.3	263-4	124	211	51	85	1538-11.8
Bob Sefcik (1973-76)	21-0	41-2.0	5-21	.238	--	--	0-0	.000	--	7-0.3	5-0	2	2	0	1	10-0.5
Assane Sene (2009-12)	95-65	1749-18.4	128-278	.460	0-0	.000	80-144	.556	146-279	425-4.5	253-4	19	84	108	20	336-3.5
Marial Shayok (2015-17)	103-23	1724-16.7	226-506	.447	55-147	.374	77-112	.688	28-181	209-2.0	142-1	107	85	25	60	584-5.7
Kadin Shedrick (2021)	11-0	88-8.0	11-21	.524	0-1	.000	6-9	.667	12-12	24-2.2	14-0	3	6	4	2	28-2.5
Tom Sheehy (1984-87)	127-110	3307-26.0	501-1041	.481	6-23	.261	233-308	.756	--	584-4.6	319-14	209	226	20	87	1241-9.8
Will Sherrill (2008-11)	70-20	927-13.2	77-188	.410	37-103	.359	6-11	.545	59-102	161-2.3	102-1	30	34	8	28	197-2.8
Drew Shiembob (2006)	12-0	43-3.6	6-8	.750	0-0	.000	2-2	1.000	4-1	5-0.4	3-0	3	0	0	1	14-1.2
John Siewers (1957-59)	73	--	204-523	.390	--	--	188-267	.704	--	529-7.2	224	-	-	-	-	596-8.2
Derrick Simms (1985-88)	114-18	1772-15.5	195-444	.439	8-22	.364	128-169	.757	--	218-1.9	173-1	164	149	17	50	526-4.6
Sean Singletary (2005-08)	123-123	4034-32.8	642-1583	.406	222-614	.362	573-677	.846	120-370	490-4.0	326-6	587	402	7	200	2079-16.9
Mike Slaysman (1970)	7	--	1-7	.143	--	--	1-5	.200	--	2-0.3	0-0	0	0	-	-	3-0.4
Devin Smith (2003-05)	85-59	2328-27.4	399-912	.438	161-456	.353	172-226	.761	109-322	431-5.1	201-2	103	164	68	79	1131-13.3
Doug Smith (1990-93)	117-0	1527-13.1	112-270	.415	59-165	.358	80-102	.784	28-125	153-1.3	113-1	205	103	0	39	363-3.1
Mike Smith (1966-67)	31	--	17-46	.370	--	--	16-30	.533	--	45-1.5	28-0	-	-	-	-	50-1.6
Wingo Smith (1983)	17-0	55-3.2	9-19	.474	0-0	.000	3-7	.429	--	14-0.8	7-0	0	2	0	1	21-1.2
Anthony Solomon (1984-87)	56-2	192-3.4	12-27	.444	1-2	.500	33-50	.660	--	23-0.4	26-0	24	28	0	6	58-1.0
Tunji Soroye (2005-09)	99-41	1261-12.7	56-119	.471	0-0	.000	49-79	.620	98-167	265-2.7	184-8	14	74	96	23	161-1.6
Gary Spohn (1962-64)	45	--	35-99	.354	--	--	17-33	.515	--	65-1.4	57-0	-	-	-	-	87-1.9
Tristan Spurlock (2010)	13-0	60-4.6	12-28	.429	2-12	.167	5-7	.714	3-7	10-0.8	4-0	1	6	1	6	31-2.4
Lanny Stahurski (1972-74)	73	487-6.7	65-131	.496	--	--	43-76	.566	--	192-2.6	102-2	61	79	-	-	173-2.4
Fred Stant (1965-67)	34	--	43-85	.506	--	--	38-64	.594	--	85-2.5	54-0	-	-	-	-	124-3.6
Curtis Staples (1995-98)	122-97	4072-33.4	573-1406	.408	413-1079	.383	198-263	.753	113-369	482-4.0	243-3	187	183	21	97	1757-14.4
Kody Statmann (2019-21)	46-10	621-13.5	49-131	.374	18-69	.261	14-18	.778	12-64	76-1.7	33-0	20	26	11	11	130-2.8
Corey Stewart (1991-92)	14-0	57-4.1	9-26	.346	0-0	.000	8-10	.800	6-14	20-1.4	4-0	1	4	1	2	26-1.9
B.J. Stith (2015)	13-0	63-4.8	5-13	.385	1-6	.167	2-3	.667	0-8	8-0.6	2-0	4	3	0	2	13-1.0
Bryant Stith (1989-92)	131-128	4391-33.5	856-1774	.483	114-323	.353	690-875	.789	342-517	859-6.6	308-5	216	280	46	177	2516-19.2
Dick Stobbs (1957-59)	57	--	90-252	.357	--	--	85-130	.654	--	120-2.1	92	-	-	-	-	265-4.6
Bobby Stokes (1976-79)	116-37	2662-22.9	232-426	.545	--	--	214-300	.713	--	228-2.0	223-5	218	173	3	154	678-5.8
Ricky Stokes (1981-84)	134-14	2286-17.1	204-382	.534	0-2	.000	232-304	.763	--	164-1.2	257-5	215	162	4	140	640-4.8
Solomon Tat (2007-10)	66-9	427-6.5	36-89	.404	0-5	.000	34-52	.654	21-56	77-1.2	56-1	23	29	1	16	106-1.6
Darius Thompson (2016-17)	70-25	1334-19.1	135-280	.482	42-115	.365	52-79	.658	14-84	98-1.4	86-1	126	65	19	55	364-5.2
Mike Tobey (2013-16)	138-48	2247-16.3	398-749	.531	6-19	.316	143-203	.704	226-332	558-4.0	257-2	51	106	101	31	945-6.8
Jamil Tucker (2007-09)	88-7	1292-14.7	162-371	.437	83-204	.407	62-95	.653	68-201	269-3.1	163-1	40	71	33	26	469-5.3
Brian Tully (1973-75)	38	333-8.8	26-63	.413	--	--	23-33	.697	--	35-0.9	31-0	28	40	-	-	75-2.0
Kenny Turner (1988-91)	129-88	3382-26.2	460-987	.466	62-210	.295	238-311	.765	243-463	706-5.5	240-2	159	169	54	115	1220-9.5
Cecil Underwood (1955-57)	73	--	108-250	.432	--	--	139-179	.777	--	288-3.9	131	-	-	-	-	355-4.9
Nick Vander Laan (2003)	31-14	473-15.3	64-126	.508	0-0	.000	36-66	.545	56-82	138-4.5	72-1	21	41	19	11	164-5.3
Rob Vozenilek (2012-15)	30-0	68-2.3	5-15	.333	2-5	.400	1-3	.333	1-5	6-0.2	3-0	5	4	1	1	13-0.4
Teed Wafle (1965)	25	--	71-180	.394	--	--	44-78	.564	--	145-5.8	61-2	-	-	-	-	186-7.4
Wally Walker (1973-76)	104	3241-31.2	779-1503	.518	--	--	291-370	.786	--	665-6.4	308-17	146	265	11	18	1849-17.4
Martin Walton (1994-97)	29-1	73-2.5	2-8	.250	0-0	.000	2-7	.286	12-17	29-1.0	21-0	2	2	4	2	6-0.2
Chezley Watson (1998-99)	35-5	449-12.8	30-78	.385	4-13	.308	7-12	.583	12-34	46-1.3	49-1	55	42	7	12	71-2.0
Travis Watson (2000-03)	119-110	3491-29.3	602-1161	.519	14-44	.318	328-511	.642	381-734	1115-9.4	403-16	150	280	130	134	1546-13.0
Maurice Watkins (1993-96)	29-1	55-1.9	10-19	.526	0-0	.000	2-9	.222	8-4	12-0.4	5-0	3	2	0	3	22-0.8
Wesley Westman (1960)	10	--	9-15	.600	--	--	9-12	.750	--	20-2.0	--	-	-	-	-	27-2.7
Kendall White (1956)	13	--	36-94	.383	--	--	38-46	.826	--	28-2.2	26	-	-	-	-	110-8.5
Mack Wilcox (1965)	21	--	13-44	.295	--	--	14-21	.667	--	26-1.2	29-2	-	-	-	-	40-1.9
Isaiah Wilkins (2015-18)	132-83	2866-21.7	264-520	.508	9-30	.300	108-161	.671	222-409	631-4.8	236-4	156	105	141	106	645-4.9
Mike Wilkes (1968-71)	58	--	277-486	.570	--	--	137-274	.500	--	507-8.7	82-4	40	53	-	-	691-11.9
Buzzy Wilkinson (1953-55)	78	--	784-1507	.520	--	--	665-869	.765	--	352-4.5	234-3	-	-	-	-	2233-28.6
Chris Williams (1999-02)	119-112	3791-31.9	650-1274	.510	130-369	.352	382-528	.723	276-510	786-6.6	358-18	253	291	97	189	1812-15.2
Curtis Williams (1989-90)	40-0	547-13.7	93-170	.547	0-0	.000	56-73	.767	43-70	113-2.8	60-0	9	35	13	15	242-6.1
Rob Williams (2003)	2-0	2-1.0	0-0	.000	0-0	.000	0-0	.000	0-0	0-0.0	0-0	0	0	1	0	0-0.0
Jason Williford (1992-95)	108-83	2456-22.7	263-655	.402	55-174	.316	129-186	.694	218-353	571-5.3	278-10	198	170	25	98	710-6.6
Othell Wilson (1981-84)	127-94	3647-28.7	571-1118	.511	29-54	.537	298-406	.734	--	375-3.0	295-7	493	299	14	222	1469-11.6
Shawn Wilson (1991-94)	72-1	327-4.5	22-62	.355	0-0	.000	9-22	.409	23-64	87-1.2	76-0	9	19	14	9	53-0.7
Tomas Woldetensae (2020-21)	51-27	1083-21.2	97-265	.366	75-199	.377	18-20	.900	7-85	92-1.8	72-0	54	42	9	34	287-5.6
Maurice Young (2001)	25-0	168-6.7	24-54	.444	2-13	.154	16-26									

POSTSEASON RESULTS



NCAA TOURNAMENT

Date	Seed	Region (Site) - Round	Opponent (Seed)	Score
3/13/76	--	East (Charlotte, N.C.) - 1st Round	DePaul (-)	L 69-60
3/13/81	1	East (Charlotte, N.C.) - 2nd Round	Villanova (9)	W 54-50
3/19/81		East (Atlanta, Ga.) - Regional Semifinal	Tennessee (4)	W 62-48
3/21/81		East (Atlanta, Ga.) - Regional Final	Brigham Young (6)	W 74-60
3/28/81		Final Four (Philadelphia, Pa.) - National Semifinal	UNC (2)	L 78-65
3/30/81		Final Four (Philadelphia, Pa.) - Third Place Game	LSU (1)	W 78-74
3/14/82	1	Midwest (Indianapolis, Ind.) - 2nd Round	Tennessee (9)	W 54-51
3/18/82		Midwest (Birmingham, Ala.) - Regional Semifinal	UAB (4)	L 68-66
3/19/83	1	West (Boise, Idaho) - 2nd Round	Washington State (8)	W 54-49
3/24/83		West (Ogden, Utah) - Regional Semifinal	Boston College (4)	W 95-92
3/26/83		West (Ogden, Utah) - Regional Final	NC State (6)	L 63-62
3/16/84	7	East (East Rutherford, N.J.) - 1st Round	Iona (10)	W 58-57
3/18/84		East (East Rutherford, N.J.) - 2nd Round	Arkansas (2)	W 53-51 ot
3/22/84		East (Atlanta, Ga.) - Regional Semifinal	Syracuse (3)	W 63-55
3/24/84		East (Atlanta, Ga.) - Regional Final	Indiana (4)	W 50-48
3/31/84		Final Four (Seattle, Wash.) - National Semifinal	Houston (2)	L 49-47 ot
3/13/86	5	East (Greensboro, N.C.) - 1st Round	DePaul (12)	L 72-68
3/12/87	5	West (Salt Lake City, Utah) - 1st Round	Wyoming (12)	L 64-60
3/16/89	5	Southeast (Nashville, Tenn.) - 1st Round	Providence (12)	W 100-97
3/18/89		Southeast (Nashville, Tenn.) - 2nd Round	Middle Tenn. (13)	W 104-88
3/23/89		Southeast (Lexington, Ky.) - Regional Semifinal	Oklahoma (1)	W 86-80
3/25/89		Southeast (Lexington, Ky.) - Regional Final	Michigan (3)	L 102-65
3/18/90	7	Southeast (Richmond, Va.) - 1st Round	Notre Dame (10)	W 75-67
3/18/90		Southeast (Richmond, Va.) - 2nd Round	Syracuse (2)	L 63-61
3/14/91	7	West (Salt Lake City, Utah) - 1st Round	Brigham Young (10)	L 61-48
3/19/93	6	East (Syracuse, N.Y.) - 1st Round	Manhattan (11)	W 78-66
3/21/93		East (Syracuse, N.Y.) - 2nd Round	Massachusetts (3)	W 71-56
3/26/93		East (East Rutherford, N.J.) - Regional Semifinal	Cincinnati (2)	L 71-54
3/18/94	7	West (Sacramento, Calif.) - 1st Round	New Mexico (10)	W 57-54
3/20/94		West (Sacramento, Calif.) - 2nd Round	Arizona (2)	L 71-58
3/16/95	4	Midwest (Dayton, Ohio) - 1st Round	Nicholls State (13)	W 96-72
3/18/95		Midwest (Dayton, Ohio) - 2nd Round	Miami (Ohio) (12)	W 60-54 ot
3/24/95		Midwest (Kansas City, Mo.) - Regional Semifinal	Kansas (1)	W 67-58
3/26/95		Midwest (Kansas City, Mo.) - Regional Final	Arkansas (2)	L 68-61
3/13/97	9	West (Salt Lake City, Utah) - 1st Round	Iowa (8)	L 73-60
3/16/01	5	South (Memphis, Tenn.) - 1st Round	Gonzaga (12)	L 86-85
3/16/07	4	South (Columbus, Ohio) - 1st Round	Albany (13)	W 84-57
3/18/07		South (Columbus, Ohio) - 2nd Round	Tennessee (5)	L 77-74
3/16/12	10	West (Omaha, Neb.) - 2nd Round	Florida (7)	L 71-45
3/21/14	1	East (Raleigh, N.C.) - 2nd Round	Coastal Carolina (16)	W 70-59
3/23/14		East (Raleigh, N.C.) - 3rd Round	Memphis (8)	W 78-60
3/28/14		East (New York, N.Y.) - Regional Semifinal	Michigan State (4)	L 61-59
3/20/15	2	East (Charlotte, N.C.) - 2nd Round	Belmont (15)	W 79-67
3/21/15		East (Charlotte, N.C.) - 3rd Round	Michigan State (7)	L 60-54
3/17/16	1	Midwest (Raleigh, N.C.) - 1st Round	Hampton (16)	W 81-45
3/19/16		Midwest (Raleigh, N.C.) - 2nd Round	Butler (9)	W 77-69
3/25/16		Midwest (Chicago, Ill.) - Regional Semifinal	Iowa State (4)	W 84-71
3/27/16		Midwest (Chicago, Ill.) - Regional Final	Syracuse (10)	L 68-62
3/16/17	5	East (Orlando, Fla.) - 1st Round	UNCW (12)	W 76-71
3/18/17		East (Orlando, Fla.) - 2nd Round	Florida (4)	L 65-39
3/16/18	1	South (Charlotte, N.C.) - 1st Round	UMBC (16)	L 74-54
3/22/19	1	South (Columbia, S.C.) - 1st Round	Gardner-Webb (16)	W 71-56
3/24/19		South (Columbia, S.C.) - 2nd Round	Oklahoma (9)	W 63-51
3/28/19		South (Louisville, Ky.) - Regional Semifinal	Oregon (12)	W 53-49
3/30/19		South (Louisville, Ky.) - Regional Final	Purdue (3)	W 80-75 (ot)
4/6/19		Final Four (Minneapolis, Minn.) - Semifinal	Auburn (5)	W 63-62
4/8/19		Final Four (Minneapolis, Minn.) - Final	Texas Tech (3)	W 85-77 ot
3/20/21	4	West (Bloomington, Ind.) - 1st Round	Ohio (13)	L 62-58

Total: 35-23

* 2020 NCAA Tournament canceled due to coronavirus

NATIONAL INVITATION TOURNAMENT

Date	Site - Round	Opponent	Score
1941	New York, N.Y. - Quarterfinal	CCNY	L 64-35
1972	New York, N.Y. - Quarterfinal	Lafayette	L 72-71
1978	Charlottesville, Va. - 1st Round	Georgetown	L 70-68 ot
1979	Charlottesville, Va. - 1st Round	Northeast Louisiana	W 79-78
	Birmingham, Ala. - 2nd Round	Alabama	L 90-88
1980	Charlottesville, Va. - 1st Round	Lafayette	W 67-56
	Charlottesville, Va. - 2nd Round	Boston College	W 57-55
	Charlottesville, Va. - Quarterfinal	Michigan	W 79-68
	New York, N.Y. - Semifinal	UNLV	W 90-71
	New York, N.Y. - Final	Minnesota	W 58-55
1985	Morgantown, W.Va. - 1st Round	West Virginia	W 56-55
	Charlottesville, Va. - 2nd Round	St. Joseph's	W 68-61
	Knoxville, Tenn. - Quarterfinal	Tennessee	L 61-54
1992	Villanova, Pa. - 1st Round	Villanova	W 83-80
	Charlottesville, Va. - 2nd Round	Tennessee	W 77-52
	Richmond, Va. - Quarterfinal	New Mexico	W 76-71
	New York, N.Y. - Semifinal	Florida	W 62-56
	New York, N.Y. - Final	Notre Dame	W 81-76 ot
2000	Charlottesville, Va. - 1st Round	Georgetown	L 115-111 3ot
2002	Charlottesville, Va. - 1st Round	South Carolina	L 74-67
2003	Charlottesville, Va. - 1st Round	Brown	W 89-73
	Jamaica, N.Y. - 2nd Round	St. John's	L 73-63
2004	Charlottesville, Va. - 1st Round	George Washington	W 79-66
	Villanova, Pa. - 2nd Round	Villanova	L 73-63
2006	Stanford, Calif. - 1st Round	Stanford	L 65-49
2013	Charlottesville, Va. - 1st Round	Norfolk State	W 67-56
	Charlottesville, Va. - 2nd Round	St. John's	W 68-50
	Charlottesville, Va. - Quarterfinal	Iowa	L 75-64

Total: 17-11

COLLEGE BASKETBALL INVITATIONAL

Date	Site - Round	Opponent	Score
2008	Charlottesville, Va. - 1st Round	Richmond	W 66-64
	Charlottesville, Va. - Quarterfinal	Old Dominion	W 80-76
	Charlottesville, Va. - Semifinal	Bradley	L 96-85

Total: 2-1



PLAYER OF THE YEAR

Year	Player
1972	Barry Parkhill
1981	Ralph Sampson
1982	Ralph Sampson
1983	Ralph Sampson
2016	Malcolm Brogdon

ROOKIE OF THE YEAR

Year	Player
1980	Ralph Sampson
1989	Bryant Stith
1999	Chris Williams
2009	Sylvan Landesberg

COACH OF THE YEAR

Year	Coach
1972	Bill Gibson
1981	Terry Holland
1982	Terry Holland
2007	Dave Leitao
2014	Tony Bennett & 2015 Tony Bennett & 2018 Tony Bennett
2019	Tony Bennett

& ACSMA & ACC Coaches

SKIP PROSSER AWARD

Top Student-Athlete

Year	Player
2010	Jerome Meynsse

ALL-ACC FIRST TEAM

Year	Player
1954	Buzzy Wilkinson
1955	Buzzy Wilkinson
1958	Herb Busch
1964	Chip Conner
1972	Barry Parkhill ^
1979	Jeff Lamp
1981	Ralph Sampson
	Jeff Lamp
1982	Ralph Sampson ^
	Othell Wilson
1983	Ralph Sampson ^
1989	Richard Morgan
1990	Bryant Stith
1991	Bryant Stith
1992	Bryant Stith
2006	Sean Singletary
2007	Sean Singletary
2008	Sean Singletary
2012	Mike Scott
2013	Joe Harris
2014	Malcolm Brogdon *
2015	Malcolm Brogdon &
2016	Malcolm Brogdon ^&
2018	Kyle Guy
2019	Kyle Guy
	De'Andre Hunter
2021	Sam Hauser

^ unanimous selection

* ACC Coaches

& ACSMA & ACC Coaches

ALL-ACC SECOND TEAM

Year	Player
1959	Paul Adkins
1960	Paul Adkins
1961	Tony Laquintano
1962	Tony Laquintano
1963	Gene Engel
1967	Jim Connelly
1968	Mike Katos
1971	Barry Parkhill
	Bill Gerry
1973	Barry Parkhill
1974	Gus Gerard
1976	Wally Walker
1978	Jeff Lamp
1980	Jeff Lamp
1983	Othell Wilson
1984	Othell Wilson
1986	Olden Polynice
1987	Andrew Kennedy
1988	Mel Kennedy
1993	Cory Alexander
1995	Harold Deane
1996	Harold Deane
1998	Norman Nolan
2000	Donald Hand
	Chris Williams
2001	Travis Watson
2002	Roger Mason, Jr.
	Travis Watson
2003	Travis Watson
2007	J.R. Reynolds
2010	Sylvan Landesberg
2014	Malcolm Brogdon
	Joe Harris *
2015	Justin Anderson &
2017	London Perrantes
2018	Devon Hall
2019	Ty Jerome
2020	Mamadi Diakite
2021	Jay Huff

* ACC Coaches

& ACSMA & ACC Coaches

ALL-ACC THIRD TEAM

Year	Player
1990	John Crotty
1991	John Crotty
1994	Junior Burrough
1995	Junior Burrough
1997	Harold Deane
1998	Curtis Staples
1999	Chris Williams
2001	Chris Williams
	Roger Mason, Jr.
2006	J.R. Reynolds
2013	Akil Mitchell
2014	Joe Harris
2015	Anthony Gill
2016	Anthony Gill &
2018	Ty Jerome
2020	Kihei Clark

& ACSMA & ACC Coaches

ALL-ACC ACADEMIC

Year	Player
1964	Chip Conner
1965	Jerry Sanders
1973	Jim Hobgood
1974	Bob McKeag
	Steve Morris
1975	Dan Bonner
1976	Wally Walker
1977	Mark Newlan
1979	Bobby Stokes
1980	Mike Owens
	Lee Raker
1981	Jeff Lamp
	Lee Raker
1984	Kenton Edelin
1988	Dirk Katstra
1990	John Crotty
	Jeff Daniel
	Blair Ford
	Bernie Floriani
	Dirk Katstra
1991	Bryant Stith
	John Crotty
	Terry Kirby
	Blair Ford
	Bernie Floriani
	Dirk Katstra
1992	Doug Smith
1995	Maurice Watkins
1996	Maurice Watkins
1997	Colin Ducharme
1998	Colin Ducharme
	Chase Metheny
1999	Colin Ducharme
2000	Willie Dersch
	Adam Hall
	Majestic Mapp
2001	J.C. Mathis
2002	J.C. Mathis
2003	Jason Rogers
2004	Todd Billet
	Majestic Mapp
2006	Billy Campbell
2008	Jerome Meynsse
2009	Jerome Meynsse
	Tunji Soroye
2010	Jerome Meynsse
	Will Sherrill
2011	Will Regan
	Will Sherrill
2017	Devon Hall
2018	Devon Hall
	Nigel Johnson
2019	Jack Salt
2020	Tomas Woldetensae
2021	Sam Hauser
	Jay Huff
	Justin McKoy
	Trey Murphy III
	Tomas Woldetensae

ALL-ACC FRESHMAN

Year	Player
1994	Harold Deane
1995	Curtis Staples
1996	Courtney Alexander
1999	Chris Williams
2000	Travis Watson
2004	J.R. Reynolds
2005	Sean Singletary
2009	Sylvan Landesberg ^
2014	London Perrantes &
2018	De'Andre Hunter

^ unanimous selection

& ACSMA & ACC Coaches

ALL-ACC DEFENSIVE

Year	Player
2001	Harold Deane
2012	Jontel Evans
2013	Jontel Evans
2014	Akil Mitchell &
2015	Malcolm Brogdon & Darion Atkins
	Anthony Gill *
2016	Malcolm Brogdon &
2017	Isaiah Wilkins
2018	Devon Hall
	Isaiah Wilkins
2019	De'Andre Hunter
2020	Mamadi Diakite
2021	Jay Huff

& ACSMA & ACC Coaches

* ACC Coaches

DEFENSIVE PLAYER OF THE YEAR

Year	Player
2015	Darion Atkins
	Malcolm Brogdon 2016 Malcolm Brogdon &
2018	Isaiah Wilkins
2019	De'Andre Hunter

* ACC Coaches

& ACSMA & ACC Coaches

6TH MAN OF THE YEAR

Year	Player
2014	Justin Anderson
2018	De'Andre Hunter

PLAYER OF THE WEEK HONORS

- 6 - Ralph Sampson (1981-83)
- 5 - Bryant Stith (1990-92)
- 5 - Sean Singletary (2006-08)
- 5 - Mike Scott (2011-12)
- 4 - Jeff Lamp (1979-81)
- 4 - Norman Nolan (1997-98)
- 3 - Barry Parkhill (1972)
- 3 - Wally Walker (1974-76),
- 3 - Othell Wilson (1983-84)
- 3 - Travis Watson (2002-03)
- 2 - Bill Gerry (1970-71)
- 2 - Billy Langloh (1976-77)
- 2 - Lee Raker (1979-81)
- 2 - Andrew Kennedy (1987)
- 2 - John Crotty (1989-90)
- 2 - Cornel Parker (1993)
- 2 - Sylvan Landesberg (2010)
- 2 - Malcolm Brogdon (2014-16)
- 2 - Kyle Guy (2018-19)

- 2 - Ty Jerome (2018-19)
- 1 - Steve Castellan (1979)
- 1 - Jimmy Miller (1983)
- 1 - Olden Polynice (1986)
- 1 - Richard Morgan (1989)
- 1 - Kenny Turner (1991)
- 1 - Cory Alexander (1993)
- 1 - Chris Williams (2000)
- 1 - Donald Hand (2000)
- 1 - Roger Mason, Jr. (2001)
- 1 - Todd Billet (2003)
- 1 - Elton Brown (2005)
- 1 - Mamadi Diane (2007)
- 1 - J.R. Reynolds (2007)
- 1 - Malcolm Brogdon (2014)
- 1 - Joe Harris (2014)
- 1 - Justin Anderson (2015)
- 1 - Anthony Gill (2016)
- 1 - De'Andre Hunter (2019)

ROOKIE OF THE WEEK HONORS

- 6 - Bryant Stith (1989)
- 6 - Sylvan Landesberg (2009)
- 5 - Ralph Sampson (1980)
- 5 - Sean Singletary (2005)
- 4 - Chris Williams (1999)
- 3 - Barry Parkhill (1971)
- 3 - Jeff Lamp (1978)
- 3 - Othell Wilson (1981)
- 3 - Richard Morgan (1986)
- 3 - Curtis Staples (1995)
- 2 - Wally Walker (1973)
- 2 - Lee Raker (1978)
- 2 - Jeff Jones (1979)
- 2 - Jimmy Miller (1982)
- 2 - Tim Mullen (1982)
- 2 - Mel Kennedy (1985)
- 2 - Junior Burrough (1992)
- 2 - Courtney Alexander (1996)
- 2 - Travis Watson (2000)
- 2 - Roger Mason, Jr. (2000)
- 2 - Maurice Young (2001)
- 2 - Elton Brown (2002)
- 2 - Mamadi Diakite (2020)
- 1 - Billy Langloh (1974)
- 1 - Marc Iavaroni (1975)
- 1 - Otis Fulton (1976)
- 1 - Ricky Stokes (1981)
- 1 - Rick Carlisle (1983)
- 1 - Tom Sheehy (1984)
- 1 - Olden Polynice (1984)
- 1 - John Johnson (1986)
- 1 - Kenny Turner (1988)
- 1 - Cory Alexander (1992)
- 1 - Colin Ducharme (1997)
- 1 - Adam Hall (1999)
- 1 - J.C. Mathis (2001)
- 1 - Gary Forbes (2004)
- 1 - J.R. Reynolds (2004)
- 1 - Adrian Joseph (2005)
- 1 - KT Harrell (2011)
- 1 - Justin Anderson (2013)
- 1 - De'Andre Hunter (2018)
- 1 - Sam Hauser (2021)

ACC HISTORY



2021-22 VIRGINIA MEN'S BASKETBALL

Year	Record (Finish)	ACC Tournament - Round	ACCT Seed	Opponent (Seed)	Score
1954	1-4 (7th)	Raleigh, N.C. - Quarterfinal	8	Duke (1)	L 96-68
1955	5-9 (6th)	Raleigh, N.C. - Quarterfinal	6	Maryland (3)	W 68-67 (ot)
		Raleigh, N.C. - Semifinal		Duke (2)	L 90-77 (ot)
1956	3-11 (T-6th)	Raleigh, N.C. - Quarterfinal	7	North Carolina (2)	L 81-77
1957	3-11 (T-7th)	Raleigh, N.C. - Quarterfinal	7	Maryland (2)	L 72-69
1958	6-8 (5th)	Raleigh, N.C. - Quarterfinal	5	Maryland (4)	L 70-66
1959	6-8 (5th)	Raleigh, N.C. - Quarterfinal	5	Maryland (4)	W 66-65
		Raleigh, N.C. - Semifinal		N.C. State (1)	L 66-63
1960	1-13 (8th)	Raleigh, N.C. - Quarterfinal	8	North Carolina (1)	L 84-63
1961	2-12 (T-7th)	Raleigh, N.C. - Quarterfinal	7	Duke (2)	L 89-54
1962	2-12 (8th)	Raleigh, N.C. - Quarterfinal	8	Wake Forest (1)	L 81-58
1963	3-11 (8th)	Raleigh, N.C. - Quarterfinal	8	Duke (1)	L 89-70
1964	4-10 (T-7th)	Raleigh, N.C. - Quarterfinal	7	Wake Forest (2)	L 79-60
1965	3-11 (7th)	Raleigh, N.C. - Quarterfinal	7	N.C. State (2)	L 106-69
1966	4-10 (T-6th)	Raleigh, N.C. - Quarterfinal	7	N.C. State (2)	L 86-77
1967	4-10 (7th)	Charlotte, N.C. - Quarterfinal	7	Duke (2)	L 99-78
1968	5-9 (5th)	Charlotte, N.C. - Quarterfinal	5	South Carolina (4)	L 101-78
1969	5-9 (6th)	Charlotte, N.C. - Quarterfinal	6	Duke (3)	L 99-86
		Charlotte, N.C. - Quarterfinal		North Carolina (2)	W 95-93
1970	3-11 (7th)	Charlotte, N.C. - Quarterfinal	7	N.C. State (3)	L 67-66
		Charlotte, N.C. - Semifinal			
1971	6-8 (5th)	Greensboro, N.C. - Quarterfinal	5	Wake Forest (4)	W 85-84
		Greensboro, N.C. - Semifinal		North Carolina (1)	L 78-68
1972	8-4 (T-2nd)	Greensboro, N.C. - Quarterfinal	3	Wake Forest (6)	W 74-65
		Greensboro, N.C. - Semifinal		Maryland (2)	L 62-57
1973	4-8 (T-4th)	Greensboro, N.C. - Quarterfinal	5	Duke (4)	W 59-55
		Greensboro, N.C. - Semifinal		N.C. State (1)	L 63-51
1974	4-8 (4th)	Greensboro, N.C. - Quarterfinal	4	Clemson (5)	W 68-63
		Greensboro, N.C. - Semifinal		N.C. State (1)	L 87-66
1975	4-8 (5th)	Greensboro, N.C. - Quarterfinal	5	N.C. State (4)	L 91-85
1976	4-8 (6th)	Landover, Md. - Quarterfinal	6	N.C. State (3)	W 75-63
		Landover, Md. - Semifinal		Maryland (2)	W 73-65
		Landover, Md. - Final		North Carolina (1)	W 67-62
1977	2-10 (T-6th)	Greensboro, N.C. - Quarterfinal	7	Wake Forest (2)	W 59-57
		Greensboro, N.C. - Semifinal		Clemson (3)	W 72-60
		Greensboro, N.C. - Final		North Carolina (1)	L 75-69
1978	6-6 (T-4th)	Greensboro, N.C. - Quarterfinal	4	Wake Forest (5)	L 72-61
1979	7-5 (3rd)	Greensboro, N.C. - Quarterfinal	3	N.C. State (6)	L 78-82
1980	7-7 (T-5th)	Greensboro, N.C. - Quarterfinal	5	Clemson (4)	L 57-49
1981	13-1 (1st)	Landover, Md. - Quarterfinal	1	Georgia Tech (8)	W 76-47
		Landover, Md. - Semifinal		Maryland (4)	L 85-62
1982	12-2 (T-1st)	Greensboro, N.C. - Quarterfinal	2	Clemson (7)	W 56-54
		Greensboro, N.C. - Semifinal		Wake Forest (3)	W 51-49 (ot)
		Greensboro, N.C. - Final		North Carolina (1)	L 47-45
1983	12-2 (T-1st)	Atlanta, Ga. - Quarterfinal	2	Duke (7)	W 109-66
		Atlanta, Ga. - Semifinal		Georgia Tech (3)	W 96-67
		Atlanta, Ga. - Final		N.C. State (5)	L 81-78
1984	6-8 (T-5th)	Greensboro, N.C. - Quarterfinal	6	Wake Forest (3)	L 63-51
1985	3-11 (8th)	Atlanta, Ga. - Quarterfinal	8	Georgia Tech (1)	L 55-48
1986	7-7 (T-4th)	Greensboro, N.C. - Quarterfinal	5	N.C. State (4)	W 64-62
		Greensboro, N.C. - Semifinal		Duke (1)	L 75-70
1987	8-6 (4th)	Landover, Md. - Quarterfinal	4	Georgia Tech (5)	W 55-54
		Landover, Md. - Semifinal		North Carolina (1)	L 84-82 (2ot)
1988	5-9 (6th)	Greensboro, N.C. - Quarterfinal	6	Duke (3)	L 60-48
1989	9-5 (T-2nd)	Atlanta, Ga. - Quarterfinal	3	Clemson (6)	W 90-73
		Atlanta, Ga. - Semifinal		Duke (2)	L 69-58
1990	6-8 (T-5th)	Charlotte, N.C. - Quarterfinal	5	North Carolina (4)	W 92-85 (ot)
		Charlotte, N.C. - Semifinal		Clemson (1)	W 69-66
		Charlotte, N.C. - Final		Georgia Tech (2)	L 70-61
1991	6-8 (T-5th)	Charlotte, N.C. - Quarterfinal	6	Wake Forest (3)	W 70-66
		Charlotte, N.C. - Semifinal		North Carolina (2)	L 76-71
1992	8-8 (T-4th)	Charlotte, N.C. - Quarterfinal	5	Georgia Tech (4)	L 68-56



ACC HISTORY

Year	Record (Finish)	ACC Tournament - Round	ACCT Seed	Opponent (Seed)	Score
1993	9-7 (5th)	Charlotte, N.C. - Quarterfinal Charlotte, N.C. - Semifinal	5	Wake Forest (4) North Carolina (1)	W 61-57 L 74-56
1994	8-8 (T-4th)	Charlotte, N.C. - Quarterfinal Charlotte, N.C. - Semifinal Charlotte, N.C. - Final	4	Maryland (5) Duke (1) North Carolina (2)	W 69-63 W 66-61 L 73-66
1995	12-4 (T-1st)	Greensboro, N.C. - Quarterfinal Greensboro, N.C. - Semifinal	4	Georgia Tech (5) Wake Forest (1)	W 77-67 L 77-68
1996	6-10 (7th)	Greensboro, N.C. - Quarterfinal	7	Wake Forest (2)	L 70-60
1997	7-9 (6th)	Greensboro, N.C. - Quarterfinal	6	North Carolina (3)	L 78-68
1998	3-13 (9th)	Greensboro, N.C. - 1st Round	9	Duke (1)	L 63-41
1999	4-12 (9th)	Charlotte, N.C. - 1st Round	9	Duke (1)	L 104-67
2000	9-7 (T-3rd)	Charlotte, N.C. - Quarterfinal	3	N.C. State (6)	L 76-65
2001	9-7 (4th)	Atlanta, Ga. - Quarterfinal	4	Georgia Tech (5)	L 74-69
2002	7-9 (T-5th)	Charlotte, N.C. - Quarterfinal	5	N.C. State (4)	L 92-72
2003	6-10 (T-6th)	Greensboro, N.C. - Quarterfinal	6	Duke (3)	L 83-76
2004	6-10 (T-7th)	Greensboro, N.C. - First Round Greensboro, N.C. - Quarterfinal	8	Clemson (9) Duke (1)	W 83-79 (ot) L 84-74
2005	4-12 (T-10th)	Washington, D.C. - First Round Washington, D.C. - Quarterfinal	11	Miami (6) Duke (3)	W 66-65 L 76-64
2006	7-9 (T-7th)	Greensboro, N.C. - First Round Greensboro, N.C. - Quarterfinal	7	Virginia Tech (10) North Carolina (2)	W 60-56 L 79-67
2007	11-5 (T-1st)	Tampa, Fla. - Quarterfinal	2	N.C. State (10)	L 79-71
2008	5-11 (10th)	Charlotte, N.C. - First Round	10	Georgia Tech (7)	L 94-76
2009	4-12 (11th)	Atlanta, Ga. - First Round	11	Boston College (6)	L 76-63
2010	5-11 (T-9th)	Greensboro, N.C. - First Round Greensboro, N.C. - Quarterfinal	9	Boston College (8) Duke (1)	W 68-62 L 57-46
2011	7-9 (T-7th)	Greensboro, N.C. - First Round	8	Miami (9)	L 69-62 (ot)
2012	9-7 (T-4th)	Atlanta, Ga. - Quarterfinal	4	N.C. State (5)	L 67-64
2013	11-7 (T-4th)	Greensboro, N.C. - Quarterfinal	4	N. C. State (5)	L 75-56
2014	16-2 (1st)	Greensboro, N.C. - Quarterfinal Greensboro, N.C. - Semifinal Greensboro, N.C. - Final	1	Florida State (9) Pittsburgh (5) Duke (3)	W 64-51 W 51-48 W 72-63
2015	16-2 (1st)	Greensboro, N.C. - Quarterfinal Greensboro, N.C. - Semifinal	1	Florida State (9) North Carolina (5)	W 58-44 L 71-67
2016	13-5 (T-2nd)	Washington, D.C. - Quarterfinal Washington, D.C. - Semifinal Washington, D.C. - Final	2	Georgia Tech (10) Miami (3) North Carolina (1)	W 72-52 W 73-68 L 61-57
2017	11-7 (T-6th)	Brooklyn, N.Y. - Second Round Brooklyn, N.Y. - Quarterfinal	6	Pittsburgh (14) Notre Dame (3)	W 75-63 L 71-58
2018	17-1 (1st)	Brooklyn, N.Y. - Quarterfinal Brooklyn, N.Y. - Semifinal Brooklyn, N.Y. - Final	1	Louisville (9) Clemson (4) North Carolina (6)	W 75-58 W 64-58 W 71-63
2019	16-2 (T-1st)	Charlotte, N.C. - Quarterfinal Charlotte, N.C. - Semifinal	1	NC State (8) Florida State (4)	W 76-56 L 69-59
2021	13-5 (1st)	Greensboro, N.C. - Quarterfinal Charlotte, N.C. - Semifinal	1	Syracuse (8) Georgia Tech (4)	W 72-69 Canceled

Total - 43-63

* 2020 ACC Tournament canceled due to coronavirus



ACC TOURNAMENT SERIES RECORDS

Opponent	Overall	1st	2nd	Quarter	Semi	Final	Atlanta	Brooklyn	Charlotte	Greensboro	Landover	Raleigh	Tampa	Wash. DC
Boston College	1-1	1-1	-	-	-	-	0-1	-	-	1-0	-	-	-	-
Clemson	7-1	1-0	-	3-1	3-0	-	1-0	1-0	1-0	4-1	-	-	-	-
Duke	4-15	0-2	-	2-10	1-3	1-0	1-1	-	1-3	2-6	-	0-4	-	0-1
Florida State	2-1	-	-	2-0	0-1	-	-	-	0-1	2-0	-	-	-	-
Georgia Tech	5-5	0-1	-	4-3	1-0	0-1	1-2	-	0-3	1-0	2-0	-	-	1-0
Louisville	1-0	-	-	1-0	-	-	-	1-0	-	-	-	-	-	-
Miami	2-1	1-1	-	-	1-0	-	-	-	-	0-1	-	-	-	2-0
North Carolina	4-13	-	-	2-4	0-5	2-4	-	1-0	2-3	0-6	1-1	0-2	-	0-1
Notre Dame	0-1	-	-	0-1	-	-	-	0-1	-	-	-	-	-	-
N.C. State	3-14	-	-	3-9	0-4	0-1	0-2	-	1-3	1-5	1-0	0-3	0-1	-
Pittsburgh	2-0	-	1-0	-	1-0	-	-	1-0	-	1-0	--	--	--	-
Virginia Tech	1-0	1-0	-	-	-	-	-	-	-	1-0	-	-	-	-
Wake Forest	6-6	-	-	5-5	1-1	-	-	-	2-0	4-4	-	0-2	-	-
Maryland	4-4	-	-	3-2	1-2	-	-	-	1-0	0-1	1-1	2-2	-	-
South Carolina	0-1	-	-	0-1	-	-	-	-	0-1	-	-	-	-	-
Syracuse	1-0	-	-	1-0	-	-	-	-	-	1-0	-	-	-	-
TOTALS	43-63	4-5	1-0	26-36	9-16	3-6	3-6	4-1	8-14	18-24	5-2	2-13	0-1	3-2

EVERETT CASE AWARD

ACC Tournament Most Outstanding Player

Year	Player
1976	Wally Walker
2014	Joe Harris
2018	Kyle Guy

ALL-ACC TOURNAMENT FIRST TEAM

Year	Player
1955	Buzzy Wilkinson
1959	Paul Adkins
1970	Chip Case
1971	Barry Parkhill
1972	Barry Parkhill
1976	Marc Iavaroni, Billy Langloh, Wally Walker
1977	Marc Iavaroni, Bobby Stokes
1982	Ralph Sampson
1983	Ralph Sampson, Othell Wilson
1987	Andrew Kennedy
1990	Bryant Stith
1991	John Crotty
1993	Cory Alexander
1994	Harold Deane, Jamal Robinson
1995	Junior Burrough
2014	Malcolm Brogdon, Joe Harris
2016	Malcolm Brogdon, Anthony Gill
2018	Kyle Guy, Devon Hall
2019	Kyle Guy

ALL-ACC TOURNAMENT SECOND TEAM

Year	Player
1954	Buzzy Wilkinson
1955	Bill Miller
1956	Bob McCarty, Bill Miller
1960	Paul Adkins
1970	Bill Gerry
1972	Scott McCandlish
1973	Gus Gerard, Barry Parkhill
1974	Gus Gerard, Billy Langloh
1975	Wally Walker
1976	Bobby Stokes
1977	Steve Castellan, Billy Langloh
1979	Jeff Lamp
1981	Jeff Lamp
1982	Ricky Stokes
1989	Bryant Stith
1990	John Crotty, Anthony Oliver, Kenny Turner
2005	J.R. Reynolds
2014	Anthony Gill, Akil Mitchell
2015	Malcolm Brogdon
2016	London Parrantes
2018	Ty Jerome



WILLIAM STRICKLING

1915 All-American


William Strickling starred at center on three of the greatest Virginia teams of the head coach "Pop" Lannigan era (1905-29). Lettering from 1914-16, Strickling helped lead UVA to the best three-year winning percentage in school history (.920, 40-3-1).

In 1915, Strickling became the first Virginia basketball player to earn first-team All-America distinction after leading the team to a perfect 17-0 record. He averaged 17.8 points per game that season as a member of Virginia's "Famous Five" starting lineup and scored the winning foul shot in a 30-29 overtime victory over North Carolina in Raleigh, N.C.

Strickling captained the 1916 squad, which posted an 11-2 record. Virginia's 21-11 loss to Catholic in the fourth game of the season snapped a 22-game winning streak.

During Strickling's first season at Virginia in 1914, UVA compiled a 12-1-1 record and captured the South Atlantic Championship. Executing Lannigan's sophisticated pattern offense to precision, Virginia averaged 50.9 points a game that season and tallied 60 or more points on five occasions. No Virginia team would surpass the 1914 squad's offensive production until the 1946 Cavaliers averaged 54 points per game.

14



BUZZY WILKINSON

1955 All-American • Retired Number

One of the most prolific scorers in UVA history, Buzzy Wilkinson lettered for the Cavaliers from 1953-55.

Among his many outstanding accomplishments, the 1955 team captain became one of the first three collegians to average 30 points or better per game over the course of a season.

He finished with a career scoring average of 28.6 points—still a UVA and ACC record. Wilkinson also holds the conference and school record for season scor-


ing average (32.1 ppg) in 1954-55.

Wilkinson's UVA career scoring record of 2,233 points stood for nearly 26 years before it was broken in 1981 by Jeff Lamp.

Nonetheless, he still holds the season scoring record with 898 points, as well as season records for most free throws made (282) and most field goals made (308) in 1954-55.

An outstanding pure shooter, the 6-2 guard was drafted by the Boston Celtics, but his career was shortened by an automobile accident.

40



BARRY PARKHILL

1972 & 1973 All-American • Retired Number

One of the greatest all-purpose guards in Atlantic Coast Conference history, Barry Parkhill was chosen Virginia's first ACC Basketball Player of the Year after the 1971-72 season. He was also named ACC Athlete of the Year that year.

The 6-4 Parkhill led the conference in scoring in 1971-72 (21.6 ppg) as he guided the Cavaliers to a 21-7 record and a first-ever Top-10 ranking in both wire service polls following an 11-0 start. He still holds the UVA (tied for sixth in ACC) single-game scoring record (51 points vs. Baldwin-Wallace) and ranks ninth in career assists (369 in three seasons).

The two-time All-American (1972 and '73) was drafted by both the Virginia Squires (ABA) and Portland Trail Blazers (NBA) and went on to play three seasons in the ABA. Parkhill then moved to William & Mary, where he served as

an assistant and head coach. He was an assistant basketball coach at the U.S. Naval Academy for two seasons after spending a year as head basketball coach at St. Michael's College in Winooski, Vt.


Parkhill is in his 23rd year as associate athletics director for development at the University of Virginia. He previously served three years as director of alumni development for the UVA Alumni Association and director of capital projects for athletics. Before that, he spent three years as associate director of regional development at UVA. Parkhill was inducted into the Virginia Sports Hall of Fame (Portsmouth, Va.) in April of 2001.

Parkhill joined Jeff Lamp and Ralph Sampson as one of three former Cavaliers chosen to the ACC's 50th Anniversary Men's Basketball Team before the start of the 2002-03 season.



WALLY WALKER

Retired Number



A prolific frontcourt scorer, “Wonderful” Wally Walker led Virginia to its first Atlantic Coast Conference Tournament championship and its first NCAA Tournament berth in 1976. He is one of two Cavaliers to receive the Everett Case Award as the ACC Tournament’s Most Valuable Player, following Virginia’s upset of three nationally-ranked teams

en route to the ACC title. Enjoying one of the finest individual seasons ever by a Cavalier during the 1975-76 season, Walker scored 21 points and grabbed seven rebounds in the 1976 ACC Tournament championship game against North Carolina.

Walker’s scoring average of 22.1 points during the 1975-76 season ranks as the sixth best in UVA history and his 1,849 career points rank seventh on the all-time Cavalier list.

Walker was the fifth player chosen in the 1976 NBA draft, taken by the Portland Trail Blazers. He was a reserve forward for the 1977 Portland World


Championship team and, the following year, was traded to the Seattle SuperSonics, who won the 1979 NBA title. Walker was then traded to Houston where he teamed with another former Cavalier, Ralph Sampson.

Following his pro basketball career, Walker attended graduate business school at Stanford and started his own financial investment company. He returned to the NBA in 1994, becoming president and general manager of the SuperSonics. He is currently the founder and principal of Hana Road Capital in Seattle, Wash.

In March of 2001, Walker was one of five former collegiate players named to the 2001 Hillyard Silver Anniversary All-America basketball team, as selected by the National Association of Basketball Coaches. Walker was joined on the team by Quinn Buckner (Indiana), John Lucas (Maryland), Ron Lee (Oregon) and Phil Sellers (Rutgers).

JEFF LAMP

1980 & 1981 All-American · Retired Number



Jeff Lamp set a standard of class in the Atlantic Coast Conference that few have matched. Best when the pressure was on, he was an outstanding clutch performer who tied or won no fewer than 14 games for UVA in the final minute of play.

Lamp was an All-ACC selection in each of his four seasons at UVA (1978-81). He finished with 2,317 career points, which was a school record until broken by Bryant Stith (2,516) in 1992.

A two-time All-American, the 6-6 guard helped lead the Cavaliers to the NIT championship in 1980 and a berth in the 1981 NCAA Final Four. Virginia opened the 1980-81 campaign with 23 consecutive wins before finishing


with a 29-4 mark. Lamp earned Most Valuable Player honors in the NCAA East Regional that year and was an All-Tournament selection at the NCAA Final Four in Philadelphia, Pa.

Lamp was chosen in the first round of the 1981 NBA draft (15th pick overall) by the Portland Trail Blazers. He also played with a number of other NBA teams, including the San Antonio Spurs, Milwaukee Bucks and Los Angeles Lakers.

Lamp joined Barry Parkhill and Ralph Sampson as one of three former Cavaliers chosen to the ACC’s 50th Anniversary Men’s Basketball Team before the start of the 2002-03 season.

RALPH SAMPSON

1980, 1981, 1982 & 1983 All-American · Retired Number



One of the most heralded cagers of all time, Ralph Sampson dominated the collegiate game during his four-year career from 1980-83.

Leading Virginia to a new level of national prominence and success, the 7-4 center helped guide the Cavaliers to an NIT championship as a freshman in 1980 and to three NCAA tournaments,

including the Final Four in 1981. In addition, the Sampson-led Cavaliers won 112 of 135 games and were ranked in the Top 10 by The Associated Press for 49 consecutive weeks.

The three-time National and ACC Player of the Year also left his mark in the UVA record books. Known almost as much for his unselfish team play as for his outstanding athletic ability, Sampson nonetheless finished as Virginia’s third all-time leading scorer (currently fourth with 2,228 points) and holds UVA career records for rebounding (1,511), field goals made (899), blocked shots (462) and dunks (253).

Among his numerous accolades, Sampson was a four-time All-American, earned three consecutive Rupp Trophies and Naismith Awards, and two consecutive John R. Wooden Awards and Eastman Awards.


Sampson was picked by the Houston Rockets as the NBA’s No. 1 draft choice and went on to earn NBA Rookie of the Year honors. During his nine-year NBA career, he helped lead Houston to the 1986 NBA finals and later played for the Golden State Warriors, Sacramento Kings and Washington Bullets.

Sampson joined Jeff Lamp and Barry Parkhill as one of three former Cavaliers chosen to the ACC’s 50th Anniversary Men’s Basketball Team before the start of the 2002-03 season.

Sampson was inducted into the National Collegiate Basketball Hall of Fame in 2011 and Naismith Memorial Basketball Hall of Fame in 2012.



20



BRYANT STITH

Retired Number

Bryant Stith starred on Virginia teams from 1989-92. During that time, the versatile 6-5 swingman helped propel the Cavaliers to four 20-win seasons, three NCAA appearances and the 1992 National Invitation Tournament championship.

Stith finished his career as UVA's all-time rebounder (currently fifth with 859 rebounds). He posted the fourth-highest career point total in Atlantic Coast Conference history and established himself as the all-time Division I scoring leader in the state of Virginia.

A three-time honorable mention All-American and first-team All-ACC performer, Stith averaged 20.7 points per game as a senior. The four-year letterwinner scored in double figures in all 33 games of his senior season and in the final 51 games of his career.

He was named the Most Valuable Player of the 1992 NIT after leading UVA to an 81-76 overtime win vs. Notre Dame in the championship game at Madison Square Garden. Sinking five of six free throws in the overtime period, Stith finished with a team-high 24 points and eight rebounds.


Arguably the greatest clutch performer to wear a Cavalier uniform since Jeff Lamp, whose UVA scoring record of 2,317 points he eventually broke, Stith

provided many late-game heroics and often seemed unstoppable. Playing at Notre Dame as a junior during the 1990-91 regular season, he scored Virginia's final 19 points, including 17 in the last 3:14, to lead UVA to a dramatic 68-67 come-from-behind victory.

He capped his freshman season in 1988-89 by being named ACC Rookie of the Year. The Cavaliers—paced by Stith's 28 points and seven rebounds—advanced to the final of the NCAA Southeast Regional with an 86-80 victory over heavily favored Oklahoma.

Stith is listed in the top six of several UVA career statistical categories. The 1992 Wooden Award finalist ranks: first in scoring (2,516), minutes played (4,391) and free throws made (690); second in field goals made (856); fifth in rebounds (859); and seventh in steals (177).

The sixth Virginia men's basketball player to have his jersey number retired, Stith was selected in the first round of the 1992 NBA draft (13th pick overall) by the Denver Nuggets. He played a total of 10 pro seasons—eight with the Nuggets, and one each with the Boston Celtics and Cleveland Cavaliers—before retiring prior to the start of the 2002-03 NBA season.



CURTIS STAPLES

Retired Jersey

One of the top 3-point shooters in NCAA history, Curtis Staples had his jersey retired at halftime during UVA's victory over Arizona in the first men's regular-season basketball game at John Paul Jones Arena on Nov. 12, 2006. Staples, a 6-3 guard from Roanoke, Va., finished his Virginia career in 1998 as the NCAA's leader in 3-point field goals made


with 413. His mark stood until Duke's J.J. Redick established a new NCAA record for three-point field goals made (457) during the 2005-06 season.

In addition to being Virginia's career leader in 3-point field goals made, Staples holds UVA records for 3-point field goals made in a season (130) and

in a game (9). He also holds Virginia records for most 3-point field goals made by a senior (130), junior (98), sophomore (82) and freshman (103). He led the Atlantic Coast Conference in 3-pointers made per game during each of his four seasons at UVA.

Staples ranks 10th on the Cavaliers' career scoring list with 1,757 points. He lettered four times for Virginia and was a team captain as a senior in 1997-98. Staples averaged a career-high 18.1 points a game during the 1997-98 season and earned All-ACC third-team honors.

5



SEAN SINGLETARY

2007 All-American • Retired Number • Retired Jersey

Sean Singletary finished his Virginia career as one of three Cavaliers to earn first-team All-Atlantic Coast Conference honors three times, one of five UVA players to score more than 2,000 points and ranked among the program's leaders in a number of statistical categories. Singletary scored in double figures in a program-record 55 consecutive

games and became the first player in ACC history to amass 2,000 points, 500 assists, 400 rebounds and 200 steals in a career.

In his final season with the Cavaliers in 2007-08, the 6-0 point guard from Philadelphia, Pa., averaged 19.8 points, 6.1 assists and 3.8 rebounds per game. He earned All-ACC first-team honors for the third consecutive season and was an honorable mention All-America selection by The Associated Press and CollegeHoops.net. He scored a career-high 41 points at Miami on March 1, 2008.

Singletary earned All-America third-team honors from the National Association of Basketball Coaches and CollegeHoops.net in 2007. Singletary averaged 19.0 points, 4.7 assists, 4.6 rebounds and 33.2 minutes played per game for the 2006-07 season.

A three-time team captain, Singletary finished his Virginia career ranked second on the Cavaliers' career steals list (200), third in assists (587) and 3-point field goals made (222), fourth in free throws made (573), fifth in scoring (2,079 points) and ninth in field goals made (642). He led the Cavaliers in assists and steals each of his four seasons in the program, and in scoring his last three seasons.

Singletary's jersey was retired prior to his final regular-season game at John Paul Jones Arena in 2008 and his No. 44 was retired on Feb. 15, 2009. He was drafted in the second round of the 2008 NBA Draft by the Sacramento Kings and played one NBA season with the Phoenix Suns and Charlotte Bobcats.

44



MIKE SCOTT

2012 All-American

Mike Scott concluded his Virginia career in 2012 with a strong senior season that saw him become the seventh All-American in school history.

Scott was named a third-team All-American in 2012 by The Sporting News and Basketball Times. He became the first Cavalier to be named a Sporting News All-American in 29 years.

A first-team All-ACC selection during his final season, Scott led Virginia in scoring at 18.0 points per game and in rebounding at 8.3 per game, while leading the conference with a .563 field goal percentage. Scott was honored as the ACC

Player of the Week a league-high four times during the 2011-12 season, becoming the first Virginia player to earn the honor four times in one season.

Scott finished his Virginia career ranked third in rebounds (944), third in double-doubles (34) and 16th in points scored (1,538) on UVA's all-time lists.

Scott was selected in the second round of the 2012 NBA Draft by the Atlanta Hawks with the 43rd overall pick. He has played for the Hawks since 2012-13.



JUSTIN ANDERSON

2015 All-American

Justin Anderson helped lead the Cavaliers to 83 wins, two NCAA Tournament appearances, two ACC regular-season titles and one ACC Tournament championship during his three seasons at UVA from 2013-15.

Anderson averaged 12.2 points and shot 45.2 percent from 3-point range as Virginia won 30 games and claimed its second straight ACC regular-season title during his All-America season in 2015. Anderson was averaging a team-high and career best 13.9 points before fracturing

his finger and suffering an appendectomy during the season. He returned to action against Florida State in the ACC quarterfinals after missing eight games and had 15 points in Virginia's NCAA Tournament win against Belmont. In addition to his third-team All-America honor, Anderson was named to the All-ACC Second Team by the media and coaches despite missing eight league games.

Anderson declared for the NBA Draft on April 15, 2015, and finished his Virginia career with 873 points, 341 rebounds and 180 assists in 98 career games.



MALCOLM BROGDON

2015 & 2016 All-American - Retired Number

Two-time All-American Malcolm Brogdon finished his stellar career ranked ninth on UVA's all-time scoring list with 1,809 points.

Brogdon also ranked first in free throw percentage (87.6%), second in games played (136), fifth in minutes played (4,157), sixth in 3-point field goal percentage (36.5%), seventh in 3-pointers (185) and ninth in free throws (422).

Brogdon earned unanimous consensus first-team All-America and NABC Defensive Player of the Year honors in 2016 after becoming the first player to be named ACC Player of the Year and Defensive Player of the Year in the same

season. The three-time All-ACC first-team performer earned consensus second-team All-America honors in 2015.

Brogdon helped Virginia to 111 wins, four NCAA tournaments, two ACC regular-season titles and one ACC Tournament championship during his career.

He was drafted by the Milwaukee Bucks in the second round (36th overall) of the 2016 NBA Draft and was named NBA Rookie of the Year in 2017, averaging 10.2 points and 4.2 assists in 75 games. Brogdon and the Bucks advanced to the NBA playoffs.

Brogdon's No. 15 was retired at Virginia on Feb. 20, 2017, prior to Cavaliers' ACC contest against Miami.

15



KYLE GUY

2018 & 2019 All-American

Kyle Guy was a Final Four Most Outstanding Player, two-time All-American, two-time All-ACC first-team honoree and ACC Tournament MVP during his decorated three-year Virginia career. He averaged 19.5 points in wins over Auburn and Texas Tech at the 2019 NCAA Final Four. Guy sank three free throws with 0.6 seconds remaining to lift Virginia to a 63-62 win over the Tigers in the national semifinals. Guy added 24 points in the Cavaliers' 85-77 overtime win against the Red Raiders in the title game. Guy led Virginia in scoring at 15.4 points per game to earn consensus All-America third-team honors in 2018-19. Guy was a third-team All-American in 2017-18.

Guy finished his UVA career ranked first in 3-point percentage (42.5%), second in made 3-pointers (254) and 26th in scoring (1,323 points). Guy's 120 3-pointers in 2018-19 rank second on the UVA single-season list. He made a school-record 11 consecutive 3-pointers over a two-game span, netted 16 20-point games, and averaged 12.5 points and 3.0 rebounds in 106 career games.



DE'ANDRE HUNTER

2019 All-American

De'Andre Hunter earned second-team All-America honors and was a consensus third-team All-American in 2019. Hunter was named the NABC National Defensive Player of the Year, All-ACC first team and ACC Defensive Player of the Year after his breakout season.

He averaged 15.2 points and 5.1 rebounds, while shooting 52 percent from the field, 43.8 percent from 3-point range and 78.3 percent from the free throw

line. Hunter racked up 12 career 20-point games, including a career-high 27 points against Texas Tech in the NCAA championship game. He was the ACC Sixth Man of the Year and averaged 12.4 points and 4.4 rebounds in 71 career games at UVA.



NAISMITH MEMORIAL BASKETBALL HALL OF FAME

Year	Player
Class of 2012	Ralph Sampson

COLLEGE BASKETBALL HALL OF FAME

Year	Player
Class of 2011	Ralph Sampson

NATIONAL PLAYER OF THE YEAR

Year	Player	Organization
1981	Ralph Sampson	(AP,UPI,BW,BT,RUPP)
1982	Ralph Sampson	(AP,UPI,BW,BT,NABC,Wooden,Naismith,NABC, RUPP, TSN,Co-Helms)
1983	Ralph Sampson	(AP,UPI,BW,BT,NABC,Wooden,Naismith, NABC, RUPP)

ALL-AMERICANS

Year	Player	Team
1915	William Strickling	(1st Team)
1955	Buzzy Wilkinson	(1-CV; 3-AP)
1972	Barry Parkhill	(1-CV,USBWA; 2-AP,UPI; 3-NABC)
1973	Bary Parkhill	(2-CV; 3-NABC)
1980	Jeff Lamp	(3-UPI)
	Ralph Sampson	(2-CV)
1981	Jeff Lamp	(1-USBWA; 2-UPI; 3-AP, NABC)
	Ralph Sampson	(1-AP,UPI,CV,NABC,USBWA,SN)
1982	Ralph Sampson	(1-AP,UPI,CV,NABC,USBWA,SN)
1983	Ralph Sampson	(1-AP,UPI,CV,NABC,USBWA,SN)
2007	Sean Singletary	(3-NABC,CH)
2012	Mike Scott	(3-SN, BT)
2015	Malcolm Brogdon	(2-AP,NABC,USBWA,USAT)
	Justin Anderson	(3-NABC)
2016	Malcolm Brogdon	(1-AP,NABC,USBWA,SN; 2-USAT,SI)
2018	Kyle Guy	(3-AP, NABC)
2019	De'Andre Hunter	(2-NABC, 3-AP, SN, SI, USBWA, USAT)
	Kyle Guy	(2-USAT, 3-AP, SN, SI, NABC)

Awards Legend: AP-Associated Press; BT-Basketball Times; CH-CollegeHoops.net; CV-Converse; NABC-National Association of Basketball Coaches; SI-Sports Illustrated; SN-Sporting News; UPI-United Press International; USBWA-U.S. Basketball Writers Association; USAT-USA Today

FRANCES POMEROY NAISMITH HALL OF FAME AWARD

Most Outstanding Senior College Player under six-feet tall

Year	Player
1984	Ricky Stokes

ALLSTATE NABC GOOD WORKS TEAM®

Players who have made a commitment to improving their communities and the lives of others

Year	Player
2014	Joe Harris
2015	Malcolm Brogdon
2016	Anthony Gill

ACADEMIC ALL-AMERICANS

Year	Player
1973	Jim Hobgood
1976	Wally Walker
1981	Jeff Lamp, Lee Raker

NABC DEFENSIVE PLAYER OF THE YEAR

Year	Player
2016	Malcolm Brogdon

FINAL FOUR MOST OUTSTANDING PLAYER

Year	Player
2019	Kyle Guy

LEFTY DRIESELL DEFENSIVE PLAYER OF THE YEAR

Year	Player
2015	Darion Atkins

USBWA ALL-DISTRICT

Year	Player
1990	Bryant Stith (District POTY)
1991	Bryant Stith
1992	Bryant Stith
1993	Cory Alexander
1994	Junior Burrough
1995	Junior Burrough, Harold Deane
2000	Chris Williams
2002	Roger Mason, Jr., T. Watson
2003	Travis Watson
2006	Sean Singletary
2007	J.R. Reynolds, Sean Singletary
2008	Sean Singletary
2010	Sylvan Landesberg
2012	Mike Scott
2013	Joe Harris
2014	Joe Harris, Malcolm Brogdon
2015	Malcolm Brogdon, Justin Anderson
2016	Malcolm Brogdon (District POTY), Anthony Gill
2017	London Perrantes
2018	Kyle Guy, Devon Hal
2019	Kyle Guy, De'Andre Hunter, Ty Jerome
2020	Mamadi Diakite
2021	Sam Hauser, Jay Huff

USBWA DISTRICT COACH OF THE YEAR

Year	Coach
2012	Tony Bennett
2014	Tony Bennett
2015	Tony Bennett
2016	Tony Bennett
2018	Tony Bennett
2020	Tony Bennett

NABC ALL-DISTRICT

Year	Player
1993	Cory Alexander (2nd Team)
2002	Roger Mason, Jr. (1st Team), Travis Watson (2nd Team)
2003	Travis Watson (1st Team)
2007	J.R. Reynolds (1st Team), Sean Singletary (1st Team)
2008	Sean Singletary (1st Team)
2010	Sylvan Landesberg (1st Team)
2012	Mike Scott (1st Team)
2013	Joe Harris (1st Team)
2014	Joe Harris (2nd Team), Malcolm Brogdon (2nd Team)
2015	Malcolm Brogdon (1st Team), Justin Anderson (1st Team)
2016	Malcolm Brogdon (1st Team)
2017	London Perrantes (2nd Team)
2018	Kyle Guy (2nd Team), Devon Hall (2nd Team)
2019	Kyle Guy (1st Team), De'Andre Hunter (1st Team), Ty Jerome (2nd Team)
2020	Mamadi Diakite (2nd Team)
2021	Sam Hauser (2nd Team), Jay Huff (2nd Team)

NABC DISTRICT COACH OF THE YEAR

Year	Coach
2007	Dave Leitao
2014	Tony Bennett
2015	Tony Bennett
2018	Tony Bennett
2019	Tony Bennett



NBA PLAYERS

Player	Last UVA Year	NBA Teams
Cory Alexander	1995	San Antonio, Denver, Orlando, Charlotte
Justin Anderson	2015	Dallas, Philadelphia, Atlanta, Brooklyn
Malcolm Brogdon	2016	Milwaukee, Indiana
Junior Burrough	1995	Boston
Rick Carlisle	1984	Boston, New York Knicks, New Jersey
John Crotty	1991	Utah, Cleveland, Miami, Portland, Seattle, Detroit
Mamadi Diakite	2020	Denver
Kenton Edelin	1984	Milwaukee
Gus Gerard	1974	Indiana
Anthony Gill	2016	Denver, Buffalo, Detroit, Kansas City, San Antonio
Kyle Guy	2019	Washington
Devon Hall	2019	Sacramento
Joe Harris	2014	Oklahoma City
Sam Hauser	2021	Cleveland, Brooklyn
Jay Huff	2021	Boston
De'Andre Hunter	2019	Los Angeles Lakers
Marc Iavaroni	1978	Atlanta
Ty Jerome	2019	Philadelphia, San Antonio, Utah
Jeff Lamp	1981	Phoenix, Oklahoma City
Roger Mason, Jr.	2002	Portland, Milwaukee, San Antonio, Los Angeles Lakers
Trey Murphy III	2021	Chicago, Toronto, Washington, San Antonio
London Perrantes	2017	New York Knicks, New Orleans, Miami
Olden Polynice	1987	New Orleans
Jamal Robinson	1997	Cleveland
Ralph Sampson	1983	Seattle, Los Angeles Clippers, Detroit, Sacramento, Utah
Mike Scott	2012	Miami
Sean Singletary	2008	Houston, Golden State, Sacramento, Washington
Bryant Stith	1992	Atlanta, Washington, Los Angeles Clippers, Philadelphia
Mike Tobey	2016	Charlotte
Wally Walker	1976	Portland, Seattle, Houston
Othell Wilson	1984	Golden State, Sacramento

NBA HEAD COACHES

Player	NBA Teams
Rick Carlisle	Detroit (2001-03), Indiana (2003-07), Dallas (2008-present)
Marc Iavaroni	Memphis (2007-09)

NBA GENERAL MANAGERS

Player	NBA Teams
Wally Walker	Seattle (1994-2001)

NBA PRESEASON/SUMMER LEAGUE PLAYERS

Player	Last UVA Year	Player	Last UVA Year
Justin Anderson	2015	Syven Landesberg	2010
Darion Atkins	2015	Billy Langloh	1977
Elton Brown	2005	Lewis Lattimore	1981
Herb Busch	1959	Scott McCandlish	1972
Steve Castellano	1979	Jim Miller	1985
Frank DeWitt	1972	Akil Mitchell	2014
Mamadi Diakite	2020	Trey Murphy III	2021
Mustapha Farrakhan	2011	Cornel Parker	1994
Anthony Gill	2016	London Perrantes	2017
Kyle Guy	2019	Lee Raker	1981
Sam Hauser	2021	Craig Robinson	1983
Jay Huff	2021	Jack Salt	2019
Jeff Jones	1982	Tom Sheehy	1987
Andrew Kennedy	1987	Isaiah Wilkins	2018
Braxton Key	2020	Buzzy Wilkinson	1955

CAVALIERS IN THE NBA DRAFT

Player	Year	Round	Pick #	Team
Joe Noertker	1950	10	117	Washington Capitols
Buzzy Wilkinson	1955	3	18	Boston Celtics
Herb Busch	1959	5	36	New York Knicks
Jim Connelly	1967	8	89	Philadelphia 76ers
Norm Carmichael	1969	15	193	Atlanta Hawks
Chip Case	1969	18	211	Baltimore Bullets
Chip Case	1970	3	43	Buffalo Braves
Scott McCandlish	1972	9	130	Portland Trail Blazers
Frank DeWitt	1972	12	167	Buffalo Braves
Barry Parkhill	1973	1	15	Portland Trail Blazers
Gus Gerard	1975	3	50	Portland Trail Blazers
Wally Walker	1976	1	5	Portland Trail Blazers
Billy Langloh	1977	5	100	Boston Celtics
Marc Iavaroni	1978	3	55	New York Knicks
Steve Castellano	1979	7	130	Boston Celtics
Jeff Lamp	1981	1	15	Portland Trail Blazers
Lee Raker	1981	4	77	San Diego Clippers
Lewis Lattimore	1981	7	159	Milwaukee Bucks
Jeff Jones	1982	4	77	Indiana Pacers
Ralph Sampson	1983	1	1	Houston Rockets
Craig Robinson	1983	3	68	Boston Celtics
Othell Wilson	1984	2	35	Golden State Warriors
Rick Carlisle	1984	3	70	Boston Celtics
Kenton Edelin	1984	7	140	Indiana Pacers
Jim Miller	1985	6	129	Utah Jazz
Olden Polynice	1987	1	8	Chicago Bulls
Andrew Kennedy	1987	2	43	Philadelphia 76ers
Tom Sheehy	1987	4	70	Boston Celtics
Bryant Stith	1992	1	13	Denver Nuggets
Cory Alexander	1995	1	29	San Antonio Spurs
Junior Burrough	1995	2	33	Boston Celtics
Roger Mason, Jr.	2002	2	31	Chicago Bulls
Sean Singletary	2008	2	42	Sacramento Kings
Mike Scott	2012	2	43	Atlanta Hawks
Joe Harris	2014	2	33	Cleveland Cavaliers
Justin Anderson	2015	1	21	Dallas Mavericks
Malcolm Brogdon	2016	2	36	Milwaukee Bucks
Devon Hall	2018	2	53	Oklahoma City
De'Andre Hunter	2019	1	4	Los Angeles Lakers
Ty Jerome	2019	1	24	Philadelphia 76ers
Kyle Guy	2019	2	55	New York Knicks
Trey Murphy III	2021	1	17	Memphis Grizzlies

NBA CHAMPIONS

Player	Year	Team
Wally Walker	1977	Portland Trail Blazers
Wally Walker	1979	Seattle SuperSonics
Marc Iavaroni	1983	Philadelphia 76ers
Rick Carlisle	1986	Boston Celtics
Jeff Lamp	1988	Los Angeles Lakers
Rick Carlisle	2011	Dallas Mavericks (Head Coach)
Mamadi Diakite	2021	Milwaukee Bucks

NBA ROOKIE OF THE YEAR

Player	Year
Ralph Sampson	1984
Malcolm Brogdon	2017

NBA ALL-STAR GAME

Player	Year(s)
Ralph Sampson	1984, 1985, 1986, 1987

NBA ALL-STAR GAME MVP

Player	Year
Ralph Sampson	1985

ABA PLAYERS

Player	Last UVA Year	ABA Teams
Gus Gerard	1974	St. Louis Spirits, Denver Nuggets
Barry Parkhill	1973	Virginia Squires, St. Louis Spirits



CORY ALEXANDER

Year	Team	GP-GS	MPG	FG-FGA	FG%	3FG-3FGA	3FG%	FT-FTA	FT%	REB-Avg	AST	BLK	STL	PTS-Avg
1995-96	SAS	60-0	9.3	63-155	.406	26-66	.394	16-25	.640	42-0.7	121	2	27	168-2.8
1996-97	SAS	80-6	18.2	194-490	.396	94-252	.376	95-129	.736	123-1.5	254	16	82	577-7.2
1997-98	SAS-DEN	60-22	21.6	171-400	.428	66-176	.375	80-102	.784	146-2.4	209	11	70	488-8.1
1998-99	DEN	36-4	21.6	97-260	.373	30-105	.286	37-44	.841	74-2.1	119	5	35	261-7.3
1999-00	DEN	29-2	11.3	28-98	.286	9-35	.257	17-22	.773	42-1.4	58	2	24	82-2.8
2000-01	ORL	26-0	8.7	18-56	.321	4-16	.250	12-18	.667	25-1.0	36	0	16	52-2.0
2004-05	CHA	16-1	12.6	16-49	.327	8-19	.421	9-12	.750	29-1.8	37	1	9	49-3.1
CAREER		307-35	15.8	587-1508	.389	237-669	.354	266-352	.756	481-1.6	834	37	263	1677-5.5

JUSTIN ANDERSON

Year	Team	GP-GS	MPG	FG-FGA	FG%	3FG-3FGA	3FG%	FT-FTA	FT%	REB-Avg	AST	BLK	STL	PTS-Avg
2015-16	DAL	55-9	11.8	71-175	.406	22-83	.265	44-55	.800	132-2.4	29	25	19	208-3.8
2016-17	DAL-PHI	75-10	16.4	186-439	.424	58-194	.299	102-129	.791	245-3.3	66	23	41	532-7.1
2017-18	PHI	38-0	13.7	87-202	.431	34-103	.330	28-38	.737	93-2.4	25	7	15	236-6.2
2018-19	ATL	48-4	9.6	64-157	.408	24-77	.312	26-35	.743	84-1.8	23	13	22	178-3.7
2019-20	BKY	10-1	10.7	10-38	.263	6-29	.207	2-4	.500	21-2.1	8	6	0	28-2.8
CAREER		226-24	13.1	418-1011	.413	144-486	.296	202-261	.774	575-2.5	151	74	97	1182-5.2

MALCOLM BROGDON

Year	Team	GP-GS	MPG	FG-FGA	FG%	3FG-3FGA	3FG%	FT-FTA	FT%	REB-Avg	AST	BLK	STL	PTS-Avg
2016-17	MIL	75-28	26.4	290-635	.457	78-193	.404	109-126	.865	213-2.8	317	12	84	767-10.2
2017-18	MIL	48-20	29.9	244-503	.485	62-161	.385	75-85	.882	156-3.3	152	13	41	625-13.0
2018-19	MIL	64-64	28.6	378-748	.505	104-244	.426	141-152	.928	288-4.5	205	13	46	1001-15.6
2019-20	IND	54-54	30.9	326-744	.438	75-230	.326	166-186	.892	262-4.9	381	10	35	893-16.5
2020-21	IND	56-56	34.5	444-980	.453	145-374	.388	153-177	.864	294-5.3	329	15	49	1186-21.2
CAREER		297-222	29.8	1682-3610	.466	464-1202	.386	644-726	.887	1213-4.1	1384	63	255	4472-15.1

JUNIOR BURROUGH

Year	Team	GP-GS	MPG	FG-FGA	FG%	3FG-3FGA	3FG%	FT-FTA	FT%	REB-Avg	AST	BLK	STL	PTS/Avg
1995-96	BOS	61-3	8.1	64-170	.376	0-0	.000	61-93	.656	109-1.8	15	10	15	189-3.1
CAREER		61-3	8.1	64-170	.376	0-0	.000	61-93	.656	109-1.8	15	10	15	189-3.1

RICK CARLISLE

Year	Team	GP-GS	MPG	FG-FGA	FG%	3FG-3FGA	3FG%	FT-FTA	FT%	REB-Avg	AST	BLK	STL	PTS/Avg
1984-85	BOS	38-0	4.7	26-67	.388	0-2	.000	15-17	.882	21-0.6	25	0	3	67-1.8
1985-86	BOS	77-1	9.9	92-189	.487	0-10	.000	15-23	.652	77-1.0	104	4	19	199-2.6
1986-87	BOS	42-0	7.1	30-92	.326	5-16	.313	15-20	.750	30-0.7	35	0	8	80-1.9
1987-88	NYK	26-0	7.8	29-67	.433	6-17	.353	10-11	.909	13-0.5	32	4	11	74-2.8
1989-90	NUN	5-0	4.2	1-7	.143	0-3	.000	0-0	.000	0-0.0	5	1	1	2-0.4
CAREER		188-1	7.8	178-422	.422	11-48	.229	55-71	.775	141-0.8	201	9	42	422-2.2

JOHN CROTTY

Year	Team	GP-GS	MPG	FG-FGA	FG%	3FG-3FGA	3FG%	FT-FTA	FT%	REB-Avg	AST	BLK	STL	PTS/Avg
1992-93	UTA	40-0	6.1	37-72	.514	2-14	.143	26-38	.684	17-0.4	55	0	11	102-2.6
1993-94	UTA	45-0	7.0	45-99	.455	11-24	.458	31-36	.861	31-0.7	77	1	15	132-2.9
1994-95	UTA	80-0	12.7	93-231	.403	11-36	.306	98-121	.810	97-1.2	205	6	39	295-3.7
1995-96	CLE	58-4	10.6	51-114	.447	8-27	.333	62-72	.861	54-0.9	102	6	22	172-3.0
1996-97	MIA	48-0	13.7	79-154	.513	20-49	.408	54-64	.844	47-1.0	102	0	18	232-4.8
1997-98	POR	26-2	14.6	29-90	.322	6-20	.300	32-34	.941	32-1.2	63	1	10	96-3.7
1998-99	POR-SEA	27-0	14.1	51-124	.411	14-36	.389	43-50	.860	31-1.1	63	0	11	159-5.9
1999-00	DET	69-0	13.6	106-251	.422	33-80	.413	80-93	.860	75-1.1	128	5	27	325-4.7
2000-01	UTA	31-0	8.5	22-65	.338	4-7	.571	17-19	.895	28-0.9	34	0	6	65-2.1
2001-02	UTA	41-0	19.6	98-208	.471	31-69	.449	57-66	.864	75-1.8	141	1	19	284-6.9
2002-03	DEN	12-0	15.0	14-41	.341	4-13	.308	9-15	.600	15-1.3	29	0	3	41-3.4
CAREER		477-6	12.1	625-1449	.431	144-375	.384	509-608	.837	502-1.1	999	20	181	1903-4.0

MAMADI DIAKITE

Year	Team	GP-GS	MPG	FG-FGA	FG%	3FG-3FGA	3FG%	FT-FTA	FT%	REB-Avg	AST	BLK	STL	PTS-Avg
2020-21	MIL	14-1	10.1	16-40	.400	1-8	.125	11-14	.786	34-2.4	8	6	7	44-3.1
CAREER		14-1	10.1	16-40	.400	1-8	.125	11-14	.786	34-2.4	8	6	7	44-3.1

KENTON EDELIN

Year	Team	GP-GS	MPG	FG-FGA	FG%	3FG-3FGA	3FG%	FT-FTA	FT%	REB-Avg	AST	BLK	STL	PTS-Avg
1984-85	IND	10-1	14.3	4-13	.308	0-0	.000	3-8	.375	26-2.6	10	4	5	11-1.1
CAREER		10-1	14.3	4-13	.308	0-0	.000	3-8	.375	26-2.6	10	4	5	11-1.1

GUS GERARD

Year	Team	GP-GS	MPG	FG-FGA	FG%	3FG-3FGA	3FG%	FT-FTA	FT%	REB-Avg	AST	BLK	STL	PTS-Avg
1976-77	DEN-BUF	65	16.1	201-454	.443			78-117	.667	217-3.3	92	62	44	480-7.4
1977-78	BUF-DET	57	15.6	170-395	.430			75-108	.694	160-2.8	53	25	36	415-7.3
1978-79	DET-KCK	58	8.0	84-194	.433			50-91	.549	98-1.7	21	13	20	218-3.8
1979-80	KCK	73	11.9	159-348	.457	1-3	.333	66-100	.660	177-2.4	43	26	41	385-5.3
1980-81	KCK-SAS	27	9.3	41-111	.369	0-4	.000	27-40	.675	67-2.5	15	9	10	109-4.0
CAREER		280	12.6	655-1502	.436	1-7	.143	296-456	.649	719-2.6	224	135	151	1607-5.7

ANTHONY GILL

Year	Team	GP-GS	MPG	FG-FGA	FG%	3FG-3FGA	3FG%	FT-FTA	FT%	REB-Avg	AST	BLK	STL	PTS-Avg
2020-21	WSH	26-4	8.4	30-60	.500	7-24	.294	13-16	.813	51-2.0	11	4	10	80-3.1
CAREER		26-4	8.4	30-60	.500	7-24	.294	13-16	.813	51-2.0	11	4	10	80-3.1

KYLE GUY

Year	Team	GP-GS	MPG	FG-FGA	FG%	3FG-3FGA	3FG%	FT-FTA	FT%	REB-Avg	AST	BLK	STL	PTS-Avg
2019-20	SAC	3-0	3.3	2-5	.400	0-3	.000	0-0	.000	1-0.3	1	0	0	4-1.3
2020-21	SAC	31-0	7.6	29-88	.330	16-42	.381	16-20	.800	35-1.1	32	0	6	87-2.8
CAREER		34-0	7.2	31-93	.333	16-45	.265	16-20	1.000	36-1.1	33	0	6	91-2.7



CAVALIERS IN THE NBA

2021-22 VIRGINIA MEN'S BASKETBALL

DEVON HALL

Year	Team	GP-GS	MPG	FG-FGA	FG%	3FG-3FGA	3FG%	FT-FTA	FT%	REB-Avg	AST	BLK	STL	PTS-Avg
2019-20	OKC	11-0	7.4	6-30	.200	4-17	.235	4-8	.500	7-0.6	13	1	4	20-1.8
CAREER		11-0	7.4	6-30	.200	4-17	.235	4-8	.500	7-0.6	13	1	4	20-1.8

JOE HARRIS

Year	Team	GP-GS	MPG	FG-FGA	FG%	3FG-3FGA	3FG%	FT-FTA	FT%	REB-Avg	AST	BLK	STL	PTS-Avg
2014-15	CLE	51-1	9.7	48-120	.400	31-84	.369	9-15	.600	41-0.8	26	2	7	136-2.7
2015-16	CLE	5-0	9.1	1-4	.250	1-4	.250	0-0	.000	3-0.6	2	0	0	3-0.6
2016-17	BKY	52-11	21.9	154-362	.425	85-221	.385	35-49	.714	147-2.8	54	8	30	428-8.2
2017-18	BKY	78-14	25.3	305-621	.491	150-358	.419	86-104	.827	260-2.4	128	20	35	846-10.8
2018-19	BKY	76-76	30.2	374-748	.500	183-386	.474	110-133	.827	291-3.8	181	17	38	1041-13.7
2019-20	BKY	69-69	30.8	381-784	.486	172-406	.424	64-89	.714	298-4.3	144	17	41	998-14.5
2020-21	BKY	69-65	31.0	357-707	.505	211-444	.475	49-63	.778	248-3.6	130	14	46	974-14.1
CAREER		400-236	25.4	1620-3346	.484	833-1903	.438	353-453	.779	1288-3.2	665	78	197	4426-11.1

DE'ANDRE HUNTER

Year	Team	GP-GS	MPG	FG-FGA	FG%	3FG-3FGA	3FG%	FT-FTA	FT%	REB-Avg	AST	BLK	STL	PTS-Avg
2019-20	ATL	63-62	32.0	280-683	.410	108-304	.355	110-144	.764	286-4.5	113	18	44	778-12.3
2020-21	ATL	23-19	29.5	120-248	.484	31-95	.326	73-85	.859	110-4.8	44	12	19	344-15.0
CAREER		86-81	31.3	400-931	.430	139-399	.348	183-229	.799	396-4.6	157	30	63	1122-13.0

MARC IAVARONI

Year	Team	GP-GS	MPG	FG-FGA	FG%	3FG-3FGA	3FG%	FT-FTA	FT%	REB-Avg	AST	BLK	STL	PTS-Avg
1982-83	PHI	80-77	20.2	163-353	.462	0-2	.000	78-113	.690	329-4.1	83	44	32	404-5.1
1983-84	PHI	78-71	19.6	149-322	.463	0-2	.000	97-131	.740	310-4.0	95	55	36	395-5.1
1984-85	PHI-SAS	69-43	19.3	162-354	.458	0-4	.000	87-128	.680	304-4.4	119	35	35	411-6.0
1985-86	SAS-UTA	68-9	14.9	110-244	.451	0-2	.000	76-115	.661	209-3.1	82	17	32	296-4.4
1986-87	UTA	78-0	10.8	100-215	.465	0-4	.000	78-116	.672	173-2.2	36	11	16	278-3.6
1987-88	UTA	81-71	15.3	143-308	.464	0-2	.000	78-99	.788	268-3.3	67	25	23	364-4.5
1988-89	UTA	77-50	10.3	72-163	.442	0-1	.000	36-44	.818	132-1.7	32	13	11	180-2.3
CAREER		531-321	15.8	899-1959	.459	0-17	.000	530-746	.710	1160-3.2	514	200	185	2328-4.4

TY JEROME

Year	Team	GP-GS	MPG	FG-FGA	FG%	3FG-3FGA	3FG%	FT-FTA	FT%	REB-Avg	AST	BLK	STL	PTS-Avg
2019-20	PHX	31-0	10.6	38-113	.336	14-50	.280	12-16	.750	46-1.5	44	3	15	102-3.3
2020-21	OKC	33-1	23.9	128-287	.446	71-168	.423	26-34	.765	91-2.8	120	6	20	353-10.7
CAREER		64-1	17.4	166-400	.415	85-218	.390	38-50	.760	137-7.1	44	3	15	102-3.3

JEFF LAMP

Year	Team	GP-GS	MPG	FG-FGA	FG%	3FG-3FGA	3FG%	FT-FTA	FT%	REB-Avg	AST	BLK	STL	PTS-Avg
1981-82	POR	54-0	11.4	100-196	.510	0-1	.000	50-61	.820	64-1.2	28	1	16	250-4.6
1982-83	POR	59-1	11.7	107-252	.425	1-6	.167	42-52	.808	76-1.3	58	3	20	257-4.4
1983-84	POR	64-0	10.3	128-261	.490	2-13	.154	60-67	.896	63-1.0	51	4	22	318-5.0
1985-86	MIL-SAS	74-2	17.9	245-514	.477	7-30	.233	111-133	.835	200-2.7	117	4	39	608-8.2
1987-88	LAL	3-0	2.3	0-0	.000	0-0	.000	2-2	1.000	0-0.0	0	0	0	2-0.7
1988-89	LAL	37-0	4.8	27-69	.391	2-4	.500	4-5	.800	34-0.9	15	2	8	60-1.6
CAREER		291-3	11.9	607-1292	.470	12-54	.222	269-320	.841	437-1.5	269	14	105	1495-5.1

ROGER MASON, JR.

Year	Team	GP-GS	MPG	FG-FGA	FG%	3FG-3FGA	3FG%	FT-FTA	FT%	REB-Avg	AST	BLK	STL	PTS-Avg
2002-03	CHI	17-0	6.6	11-31	.355	6-18	.333	2-2	1.000	12-0.7	12	0	4	30-1.8
2003-04	CHI-TOR	26-3	12.6	32-98	.327	13-39	.333	19-22	.864	31-1.2	31	6	11	96-3.7
2006-07	WAS	62-0	7.9	59-179	.330	33-102	.324	14-16	.875	45-0.7	35	6	13	165-2.7
2007-08	WAS	80-9	21.4	266-600	.443	130-327	.398	62-71	.873	130-1.6	134	18	40	724-9.1
2008-09	SAS	82-71	30.4	349-822	.425	166-394	.421	105-118	.890	251-3.1	173	12	40	969-11.8
2009-10	SAS	79-5	29.2	193-496	.389	88-264	.333	27-34	.794	162-2.1	137	14	30	501-6.3
2010-11	NYK	26-0	12.3	26-77	.338	16-44	.364	7-10	.700	43-1.7	20	2	6	75-2.9
2011-12	WAS	52-0	13.4	103-258	.399	59-154	.383	21-27	.778	69-1.3	47	5	13	286-5.5
2012-13	NO	69-13	17.7	132-305	.433	66-159	.415	39-43	.907	132-1.9	74	11	26	369-5.3
2013-14	MIA	25-2	10.4	25-67	.373	17-48	.354	7-7	1.000	22-0.9	19	1	6	74-3.0
CAREER		518-103	17.7	1,196-2933	.408	594-1549	.383	303-350	.866	897-1.7	677	75	189	3289-6.3

OLDEN POLYNICE

Year	Team	GP-GS	MPG	FG-FGA	FG%	3FG-3FGA	3FG%	FT-FTA	FT%	REB-Avg	AST	BLK	STL	PTS-Avg
1987-88	SEA	82-0	13.2	118-254	.465	0-2	.000	101-158	.639	330-4.0	33	26	32	337-4.1
1988-89	SEA	80-0	10.4	91-180	.506	0-2	.000	51-86	.593	206-2.6	21	30	37	233-2.9
1989-90	SEA	79-7	13.7	156-289	.540	1-2	.500	47-99	.475	300-3.8	15	21	25	360-4.6
1990-91	SEA-LAC	79-30	26.5	316-564	.560	0-1	.000	146-252	.579	553-7.0	42	32	43	778-9.8
1991-92	LAC	76-65	24.1	244-470	.519	0-1	.000	125-201	.622	536-7.1	46	20	45	613-8.1
1992-93	DET	67-18	19.4	210-428	.491	0-1	.000	66-142	.465	418-6.2	29	21	31	486-7.3
1993-94	DET-SAC	68-65	35.3	346-662	.523	0-2	.000	97-191	.508	809-11.9	41	67	42	789-11.6
1994-95	SAC	81-81	31.3	376-691	.544	1-1	1.000	124-194	.639	725-9.0	62	52	48	877-10.8
1995-96	SAC	81-80	30.1	431-818	.527	1-3	.333	122-203	.601	764-9.4	58	66	52	985-12.2
1996-97	SAC	82-82	35.3	442-967	.457	0-6	.000	141-251	.562	772-9.4	178	80	46	1025-12.5
1997-98	SAC	70-25	20.8	249-542	.459	0-1	.000	52-115	.452	439-6.3	107	45	37	550-7.9
1998-99	SEA	48-47	30.9	169-358	.472	1-1	1.000	29-94	.309	425-8.9	43	30	20	368-7.7
1999-00	UTA	82-79	22.2	203-398	.510	1-2	.500	28-90	.311	453-5.5	37	84	30	435-5.3
2000-01	UTA	81-79	20.0	206-415	.496	0-1	.000	17-65	.262	378-4.7	31	77	27	429-5.3
2003-04	LAC	2-0	6.0	0-0	.000	0-0	.000	0-0	.000	2-1.0	1	0	1	0-0.0
CAREER		1058-658	23.5	3557-7036	.506	5-26	.192	1146-2141	.535	7110-6.7	744	651	516	8265-7.8

JAMAL ROBINSON

Year	Team	GP-GS	MPG	FG-FGA	FG%	3FG-3FGA	3FG%	FT-FTA	FT%	REB-Avg	AST	BLK	STL	PTS-Avg
2000-01	MIA	6-0	12.0	3-22	.136	0-2	.000	0-0	.000	11-1.8	2	0	6	6-1.0
CAREER		6-0	12.0	3-22	.136	0-2	.000	0-0	.000	11-1.8	2	0	6	6-1.0



LONDON PERRANTES

Year	Team	GP-GS	MPG	FG-FGA	FG%	3FG-3FGA	3FG%	FT-FTA	FT%	REB-Avg	AST	BLK	STL	PTS-Avg
2017-18	CLE	14-0	4.7	2-13	.154	2-10	.200	3-5	.600	4-0-3	5	1	2	7-0.5
CAREER		14-0	4.7	2-13	.154	2-10	.200	3-5	.600	4-0-3	5	1	2	7-0.5

RALPH SAMPSON

Year	Team	GP-GS	MPG	FG-FGA	FG%	3FG-3FGA	3FG%	FT-FTA	FT%	REB-Avg	AST	BLK	STL	PTS-Avg
1983-84	HOU	82-82	32.8	716-1369	.523	1-4	.250	287-434	.661	913-11.1	163	197	70	1720-21.0
1984-85	HOU	82-82	37.6	753-1499	.502	0-6	.000	303-448	.676	853-10.4	224	168	81	1809-22.1
1985-86	HOU	79-76	36.3	624-1280	.488	2-15	.133	241-376	.641	879-11.1	283	129	99	1491-18.9
1986-87	HOU	43-32	30.8	277-566	.489	0-3	.000	118-189	.624	372-8.7	120	58	40	672-15.6
1987-88	HOU-GSW	48-44	34.6	299-682	.438	2-11	.182	149-196	.760	462-9.6	122	88	41	749-15.6
1988-89	GSW	61-36	17.8	164-365	.449	3-8	.375	62-95	.653	307-5.0	77	65	31	393-6.4
1989-90	SAC	26-7	16.0	48-129	.372	1-4	.250	12-23	.522	84-3.2	28	22	14	109-4.2
1990-91	SAC	25-4	13.9	34-93	.366	1-5	.200	5-19	.263	111-4.4	17	17	11	74-3.0
1991-92	WAS	10-0	10.8	9-29	.310	0-2	.000	4-6	.667	30-3.0	4	8	3	22-2.2
CAREER		456-363	29.8	2924-6012	.486	10-58	.172	1181-1786	.661	4011-8.8	1038	752	390	7039-15.4

MIKE SCOTT

Year	Team	GP-GS	MPG	FG-FGA	FG%	3FG-3FGA	3FG%	FT-FTA	FT%	REB-Avg	AST	BLK	STL	PTS-Avg
2012-13	ATL	40-1	9.4	70-147	.476	0-1	.000	43-56	.768	110-2.8	12	2	4	183-4.6
2013-14	ATL	80-6	18.5	301-628	.479	62-200	.310	103-132	.780	284-3.6	75	7	30	767-9.6
2014-15	ATL	68-0	16.5	201-453	.444	66-192	.344	61-77	.792	199-2.9	75	3	25	529-7.8
2015-16	ATL	75-0	15.3	176-376	.468	62-158	.392	50-63	.794	206-2.7	78	17	25	464-6.2
2016-17	ATL	18-0	10.8	17-58	.293	4-27	.148	7-8	.875	37-2.1	17	3	4	45-2.5
2017-18	WAS	76-1	18.5	276-524	.527	66-163	.405	50-76	.658	247-3.3	80	10	23	668-8.8
2018-19	LAC-PHI	79-3	17.7	168-420	.400	101-252	.401	22-33	.667	276-3.5	66	13	26	459-5.8
2019-20	PHI	68-11	17.8	149-350	.426	80-217	.369	30-37	.811	248-3.6	56	5	21	408-6.0
2020-21	PHI	51-12	16.7	76-211	.360	53-155	.342	8-12	.667	120-2.4	40	14	24	213-4.2
CAREER		555-34	16.5	1434-3168	.453	494-1365	.362	374-494	.757	1727-3.1	499	74	182	3736-6.7

SEAN SINGLETARY

Year	Team	GP-GS	MPG	FG-FGA	FG%	3FG-3FGA	3FG%	FT-FTA	FT%	REB-Avg	AST	BLK	STL	PTS-Avg
2008-09	PHO-CHA	37-2	8.2	31-85	.365	10-25	.400	18-21	.857	35-0.9	29	0	11	90-2.4
CAREER		37-2	8.2	31-85	.365	10-25	.400	18-21	.857	35-0.9	29	0	11	90-2.4

BRYANT STITH

Year	Team	GP-GS	MPG	FG-FGA	FG%	3FG-3FGA	3FG%	FT-FTA	FT%	REB-Avg	AST	BLK	STL	PTS-Avg
1992-93	DEN	39-12	22.2	124-278	.446	0-4	.000	99-119	.832	124-3.2	49	5	24	347-8.9
1993-94	DEN	82-82	34.8	365-811	.450	2-9	.222	291-351	.829	349-4.3	199	16	116	1023-12.5
1994-95	DEN	81-51	28.8	312-661	.472	20-68	.294	267-324	.824	268-3.3	153	18	91	911-11.2
1995-96	DEN	82-77	34.3	379-912	.416	41-148	.277	320-379	.844	400-4.9	241	16	114	1119-13.6
1996-97	DEN	52-52	34.4	251-603	.416	70-182	.385	202-234	.863	217-4.2	133	20	60	774-14.9
1997-98	DEN	31-15	23.2	75-225	.333	10-48	.208	75-86	.872	65-2.1	50	8	21	235-7.6
1998-99	DEN	46-32	26.0	114-290	.393	31-106	.292	61-71	.859	107-2.3	82	15	28	320-7.0
1999-00	DEN	45-6	15.4	86-189	.455	17-56	.304	64-77	.831	84-1.9	61	12	18	253-5.6
2000-01	BOS	78-73	32.1	245-611	.401	91-242	.376	175-207	.845	284-3.6	168	14	93	756-9.7
2001-02	CLE	50-5	13.3	70-188	.372	24-68	.353	44-52	.846	85-1.7	42	6	29	208-4.2
CAREER		586-405	28.0	2021-4768	.424	306-931	.329	1598-1900	.841	1983-3.4	1178	130	594	5946-10.1

MIKE TOBEY

Year	Team	GP-GS	MPG	FG-FGA	FG%	3FG-3FGA	3FG%	FT-FTA	FT%	REB-Avg	AST	BLK	STL	PTS-Avg
2016-17	CHA	2-0	12.5	1-4	.250	0-0	.000	0-0	.000	3-1.5	1	0	0	2-1.0
CAREER		2-0	12.5	1-4	.250	0-0	.000	0-0	.000	3-1.5	1	0	0	2-1.0

WALLY WALKER

Year	Team	GP-GS	MPG	FG-FGA	FG%	3FG-3FGA	3FG%	FT-FTA	FT%	REB-Avg	AST	BLK	STL	PTS-Avg
1976-77	POR	66	9.5	137-305	.449			67-100	.670	108-1.6	51	2	14	341-5.2
1977-78	POR-SEA	77	14.3	204-461	.443			75-120	.625	219-2.8	77	10	26	483-6.3
1978-79	SEA	60	16.2	168-343	.490			58-96	.604	177-3.0	69	26	12	394-6.6
1979-80	SEA	70	12.1	139-274	.507	0-0	.000	48-64	.750	170-2.4	53	4	21	326-4.7
1980-81	SEA	82	21.9	290-626	.463	0-3	.000	109-169	.645	315-3.8	122	15	53	689-8.4
1981-82	SEA	70-70	28.1	302-629	.480	0-2	.000	90-134	.672	305-4.4	218	28	36	694-9.9
1982-83	HOU	82-59	27.5	362-806	.449	1-4	.250	72-116	.621	373-4.5	199	22	37	797-9.7
1983-84	HOU	58-18	10.6	118-241	.490	2-6	.333	6-18	.333	92-1.6	55	4	17	244-4.2
CAREER		565-147	18.0	1720-3685	.467	3-15	.200	525-817	.643	1759-3.1	844	111	216	3968-7.0

OTHELL WILSON

Year	Team	GP-GS	MPG	FG-FGA	FG%	3FG-3FGA	3FG%	FT-FTA	FT%	REB-Avg	AST	BLK	STL	PTS-Avg
1984-85	GSW	74-23	17.0	134-291	.460	3-16	.188	54-76	.711	131-1.8	217	12	77	325-4.4
1986-87	SAC	53-2	14.9	82-185	.443	3-18	.167	43-54	.796	81-1.5	207	4	42	210-4.0
CAREER		127-25	16.1	216-476	.454	6-34	.176	97-130	.746	212-1.7	424	16	119	535-4.2



ALL-TIME LETTERWINNERS

Abbott, Robert H. 1935-36-37
 Abdur-Rahim, Jabri 2021
 Abel, Bradley P. 2004
 Adkins, Paul © 1958-59-60
 Addington, Gus N. 1949
 Alexander, Christopher T. (Chris) © 1993-94-95-96
 Alexander, Cory L. © 1992-93-95
 Alexander, Courtney J. 1996-97
 Allen, Frank © 1948-49-50-51
 Altomos, Bob 1946-48
 Anderson, Justin L. 2013-14-15
 Anthony, Marco J. 2018-19
 Arritt, Fletcher, Jr. 1963-64
 Atkins, Darion R. © 2012-13-14-15

Bailey, Joseph W., Jr. 1916-17-20
 Bair, Brent © 1988-89
 Badochhi, Francesco H. 2019
 Baker, Calvin © 2008-09-10
 Bannister, T.J. 2004-05-06
 Baptist, Dwight 1946
 Barnes, Yuri A. 1992-93-94-95
 Barnette, Taylor 2013
 Bartley, Justice B. 2016-18
 Batts, Bill 1987-88
 Beekman, Reece 2021
 Berman, Joe 1970
 Bernard, Richard R. 1938
 Berner, William 1950
 Billet, Todd A. © 2003-04
 Blackwell, John D. 1939-40
 Blankin, Grant L., Jr. 1943
 Blankin, Lester © 1947-48
 Blanks, Lance 1986-87
 Blundin, Matt © 1988-89-90-91
 Board, William H.J. 1939-40
 Boninti, Andrew (Andy) © 1973-74-75
 Bonner, Daniel (Dan) © 1973-74-75
 Bokker, Ned 1934-35-36
 Brandenburg, John 2009
 Briscoe, Tom 1975-76-77-78
 Brogdon, Malcolm M. © 2012-14-15-16
 Browman, Douglas R., Jr. (Doug) 2010-11-12-13
 Brown, Elton E., Jr. © 2002-03-04-05
 Brown, Percy Houston 1926-28-29-30
 Brown, William A. © 1924-25-26-27
 Buchanan, Landon G. 1940-41
 Burlage, Gerry 1952-53
 Burnett, Lucien 1944-45
 Burns, Fletcher Andrew (Andy) 2007-08
 Burrough, Thomas (Junior) © 1992-93-94-95
 Busch, Herbert (Herb) 1957-58-59
 Byars, Derrick J. 2003-04

Cabell, Robert © 1926-27-28-29-30
 Caffaro, Francisco 2020-21
 Cain, Jason E. 2004-05-06-07
 Caldwell, Jack 1952
 Caldwell, Mac © 1963-64-65
 Caldwell, Rufus 1951
 Calloway, Tom 1985-86-87
 Cameron, Ewan Donald 1909-10
 Campbell, John Lile © 1913-14
 Campbell, William R. 2003-04-05-06
 Campbell, Willis C., Jr. 1938
 Carlisle, Rick © 1983-84
 Carmichael, Norm © 1967-68-69
 Carpenter, Dean 1979-80-82
 Carr, Lamont 1975-76
 Carrington, Richard A., Jr. 1922
 Case, Donald (Chip) © 1967-69-70
 Case, George 1947
 Casey, William 1953-54
 Castellani, Steve 1976-77-78-79
 Churchman, Charles J. © 1912-13-17-20
 Clark, Jason D. © 2002-03-04
 Clark, Kihei I. 2019-20-21
 Clay, Allan 1944-45
 Cleary, Donald M. © 1945-47
 Clements, Edwin M. 1943
 Cohen, Irwin R. 1937-38
 Coleman, Chase 2020-21
 Collins, Louis 1981
 Conn, Julius 1926
 Connelly, James (Jim) © 1965-66-67
 Conner, Andrew 1936-37
 Conner, Hunter (Chip) © 1962-63-64

Cooke, David © 1952-53-54
 Cooke, Mark 1987-88-89-90
 Cooper, Jerry 1955-56-57
 Copp, John 1951
 Cox, Lucien J. 1934
 Crane, Robert B. 1941
 Cross, Darren 1980
 Crotty, John © 1988-89-90-91
 Curtis, Michael A. (Mike) © 1995-96-97-98

Dabbs, Brent 1989
 Daniel, Jeff © 1986-88-89-90
 Davis, Robert 1965
 Deane, Harold A. 1994-95-96-97
 Deasey, Matt 2006
 Delafield, James P. 1930-31-32
 Densmore, Walter © 1959-60-61
 Dersch, William L. (Willie) © 1997-98-99-00
 DeWitt, Frank © 1970-71-72
 Diakite, Mamadi 2017-18-19-20
 Diane, Mamadi © 2006-07-08-09
 Dittrich, Andrew Charles © 1915-16-17
 Dohner, John © 1951-52-53
 Dowdon, Stephane 2000-01
 Dowling, Jason D. 1999-00-01-02
 Drummond, Alton 1972-73-74
 Ducharme, Colin R. © 1997-98-00
 Dulaney, Henry Rozier, Jr. 1911-12
 Dunn, J.W. 1919-20-21-22
 Dyslin, John 1985-86-87

Edelin, Kenton © 1982-83-84
 Edmunds, James E., III © 1936-37-38
 Eikenberry, Mike 1968
 Eller, John 1962
 Elliott, Carlton B. 1949
 Ellsworth, Percy D. 1994-95
 Engel, Eugene (Gene) © 1961-62-63
 English, John 1968-69
 Eschilson, Lee 1953
 Evans, Jontel © 2010-11-12-13

Farina, Louis D. 1960
 Farrakhan, Mustapha © 2008-09-10-11
 Fayonsky, Sam William 1927
 Feynert, William C. 1942-43
 Feldman, Armand S. 1938-39-40
 Fishburne, Junius R. 1937
 Flamm, Eugene 1961-62-63
 Floriani, Bernie 1991
 Forbes, Gary O. 2004-05
 Ford, Blair 1991
 Forkin, Michael (Mike) 2005-06
 Fox, Clifford 1944
 Fraley, Roger D. 1942-43
 Frazier, Maleek E. 2014-15
 Frieberg, Samuel 1927
 Friel, Keith M. © 2000-01
 Fulton, Otis 1976-77-79
 Fulton, William B. 1969

Gamble, Charles 1952-53-54
 Gammon, Frank Audley 1915
 Gannaway, A.C. 1916
 Gates, Terry 1979-80-81
 Gerard, Daniel J. (Gus) 1973-74
 Gerry, Lawrence 1972-73
 Gerry, William D. © 1969-70-71
 Gidding, John 1968-69
 Gill, Anthony R. © 2014-15-16
 Gill, Barney 1950
 Gill, Robert J. 1912-13
 Gist, Harold Howard 1934-35-37
 Glading, William D. 2004
 Gladstone, Bret L. 2002
 Globe, Kenneth 1963-64-65
 Gordon, Julian 1935
 Graham, Samuel D. 1943
 Grattan, George 1953-54
 Graves, Robert J. 1992-93-94
 Greenberg, Michael 1963
 Grimes, George I. 1943
 Gross Jr., Trevon D. 2017-18
 Guy, Kyle J. 2017-18-19

Hall, Adam T. © 1999-00-01-02
 Hall, Thomas S. 1924
 Hall, Devon H. © 2015-16-17-18
 Hand, Donald B. © 1998-99-00-01
 Haner, John 1958-59-60
 Hankins, Langdon Fleming © 1919-20-21-22
 Hanson, Robert A. 1938
 Harbour, Raleigh 1999
 Harder, Keith 1944
 Hare, Josh M. 1999-00-01
 Hardy, Robert 1956-57
 Harman, William B. © 1939-40-41
 Harper, Jermaine 2002-03
 Harrell, Keyion Tobias (KT) 2011
 Harrell-Edge, Greg 2003
 Harris, Joseph M. (Joe) © 2011-12-13-14
 Harris, William M. (Will) 2007-08
 Harrison, Carrington 1931-32-33
 Harrison, John © 1928-29-30
 Hasbrouck, John 1961
 Hatcher, Robert Vance © 1919-20-21-22
 Hauser, Sam 2021
 Havlicek, Chris E. © 1991-92-93-94
 Heurich, Robert G. 1945-46
 Hicks, Tom 1978-79
 Hill, John 1970
 Hoard, Gilbert 1947
 Hobgood, James (Jim) © 1971-72-73
 Hodgson, H. 1932
 Holland, Howard A. © 1924-25-26-27
 Hooper, Gilbert 1949-50-51
 Horsley, Shelton 1949
 Hudson, Reginald 1931-32-33
 Huff, Jay M. 2018-19-20-21
 Hunter, De'Andre, J. 2018-19
 Hunter, Kristopher J. 1997-98-99
 Hutcheson, Jesse 1946
 Hyde, Jack E. 1929-30

Iavaroni, Marc © 1975-76-77-78
 Ingle, James A. 1917

Jackey, William 1961
 Jarvis, Steve 1961-62-63
 Jefferson, Garland © 1977-78-79-80
 Jeffries, Ted © 1990-91-92-93
 Jenifer, Keith 2002
 Jennings, Otto Dunkel © 1918-19-20
 Jerome, Ty J. 2017-18-19
 Jesperson, Paul D. 2012-13
 Johnson, Derrick 1991-92
 Johnson, James P. 2011
 Johnson, John © 1985-86-87-88
 Johnson, Kenny © 1982-83-84-85
 Johnson, Nigel 2018
 Johnson, Thomas Griffith 1933
 Jones, Archer Gracchus 1928-29-30
 Jones, Jeff © 1979-80-81-82
 Jones, Jeffrey R., Jr. (Jeff) 2014-15-16
 Jones, Jeffrey, Jr. (Jeff) 2008-09-10
 Jones, Teven 2013-14
 Jonke, Thomas (Tom) 2010
 Joseph, Adrian © 2005-06-07-08

Katos, Michael (Mike) © 1966-67-68
 Katstra, Austin 2018-19-20-21
 Katstra, Dirk © 1988-89-90-91
 Katstra, Richard 1963-64
 Kearns, Edward White © 1912
 Kemper, Robert 1948
 Kendall, Charles R. 1941
 Kennedy, Andrew © 1986-87
 Kennedy, Mel 1985-86-87-88
 Kennelly, Kevin 1969-70
 Key, Braxton 2019-20
 Keywan, George 1938-39-40
 Kinn, Anthony 1968-69
 Kirby, Terry 1990-91
 Kirven, James C. (Caid) 2013-14-15-16
 Klein, Jeff 1978-79-80-81
 Kody, Thomas 2010
 Koesters, Dave 1975-76-77-78
 Kollmansperger, Charles 1951-52
 Koval, Barry 1968

ALL-TIME LETTERWINNERS



2021-22 VIRGINIA MEN'S BASKETBALL

Laird, Edmund George	1926-27	Nistad, Peter	1938-39	Stahurski, Lanny	1972-73-74
Laird, William	1959-60	Nixon, Jayden I.	2019-20-21	Stanley, Bolling C.	1924
Lambiotte, Jay	1962-63	Noe, Charles W. ©	1945-46-47-48	Stant, Fred	1966-67
Lambiotte, Ken	1983-84	Noertker, Joe ©	1947-48-49-50	Staples, Curtis J. ©	1995-96-97-98
Lamp, Jeff ©	1978-79-80-81	Nolan, Norman ©	1995-96-97-98	Stattmann, Kody W.	2019-20-21
Landesberg, Sylvan	2009-10	Nolte, Evan O.	2013-14-15-16	Steinberg, Harry Charles	1930-31
Lemcke, Cade	1999-00	O'Bryan, Michael ©	1958	Stewart, Corey	1991-92
Langloh, William (Billy) ©	1974-75-76-77	Oliver, Anthony ©	1989-90-91-92	Stewart, George A.	1943
Laquintano, Anthony (Tony) ©	1960-61-62	Olsen, Lloyd T.	1937-38	Stickley, Wellington Ewart ©	1913-14-15-16
Larsen, Ben	1946	Osisek, Stephen	1950	Stith, Broderick Jamal (B.J.)	2015
Lattimore, Lewis	1980-81	Oppleman, Isodore P.	1922	Stith, Bryant ©	1989-90-91-92
Laurens, Rutledge	1915	Owens, Michael (Mike) ©	1977-78-79-80	Stobbs, Richard	1957-58-59
Laws, Garrett	1967-68	Pandak, William ©	1946-47-48-49	Stokes, Robert (Bobby) ©	1976-77-78-79
Leighton, Beach	1946	Pappa, Don	1945	Stokes, Ricky ©	1981-82-83-84
Lemcke, Cade A.	1999-00	Parker, Cornel E. ©	1991-92-93-94	Stouder, David C.	1929-30
Lettice, John	1966	Parkhill, Barry ©	1971-72-73	Strickler, LeRoy ©	1938-39
Livick, Harrison	1951	Patton, James D.	1943	Strickling, Charles William ©	1914-15-16
Lloyd, Brandon	1999	Peabody, James R., Jr.	1936	Sturm, Henry J. ©	1933-34-35
Lodge, Robert I.	2003-04	Pearre, Austin	1954-55-56	Tat, Solomon ©	2007-08-09-10
Lotts, Richard	1954-55	Perrantes, London T. ©	2014-15-16-17	Thomas, William Talley	1930-31
Lowman, Albert H. ©	1940-41	Perry, Marvin B., Jr.	1940	Thomas, W.C.	1932
Luck, James Malcolm (Mack)	1914-15	Pettinella, Ryan	2007-08	Thompson, Darius J.	2016-17
Lyman, Charles Vernon	1913	Pettway, William B. ©	1918-19-20-21	Tobey, Michael E. (Mike)	2013-14-15-16
Lyons, Gregory R.	1998-99-01	Pickett, Robert	1948	Tucker, Jamil	2007-08-09
MacBeth, Peter	1979	Pickett, William V., Jr. ©	1942-43-44-45	Tully, Brian	1974-75
Mackall, Charles	1927	Poindexter, Malachi	2021	Turner, Kenny ©	1988-89-90-91
Mahood, Alexander Maitland	1922	Polynice, Olden ©	1984-85-86	Tyler, W. Henry	1926-28-29
Male, Evan J. ©	1935-36-37	Powell, Michael L.	1994	Underwood, Cecil	1955-56-57
Manley, Robert E.J. ©	1930-31-32	Presley, Darryl L.	1996	Vander Laan, Nick	2003
Mapp, Majestic A. ©	2000-03-04	Preston, William R.	1940-41-42	Via, Earl	1915-16-21
Marcaccini, Monte	1997-98	Price, Ron	1988	Via, Warren	1927-28-29
Marrett, Joseph D. ©	1933-34-35	Raker, Lee ©	1978-79-80-81	Vogel, Emmanuel	1929
Martin, Marcus	1999	Rash, Timothy	1970-71-72	Vozenilek, William Robert (Rob)	2012-14-15
Martin, Tim	1985-87-88	Reams, Hugh	1966-67	Waddell, William Wert	1915-16
Mason, Roger P., Jr. ©	2000-01-02	ReDavid, Louis F.	1939	Wafe, Teed	1965
Mathis, J.C.	2001-02	Redd, Vincent A.	2004	Walker, Wally ©	1973-74-75-76
Mayo, Lemuel E. ©	1930-31-32	Regan, William L.	2011	Walp, Paul ©	1924-25-26
McAndrew, Craig G.	1997-98	Reuter, Jarred R.	2016-17	Walton, Martin L.	1994-95-96-97
McBratney, William E.	1943-44-45	Reynolds, J.R. ©	2004-05-06-07	Watkins, Maurice D.	1993-95-96
McCandlish, Scott ©	1970-71-72	Richard, Ron	1947-48-49	Watson, C. Chezley	1998-99
McCann, William ©	1939-40-41	Riggs, Harry	1944	Watson, Travis J. ©	2000-01-02-03
McCarty, Robert ©	1954-55-56	Rixey, Eppa, Jr.	1912-14	Welfley, William	1941
McCorkle, Carson	2021	Rixey, William ©	1913-14-16-17-18	White, James L.	1915-16-17
McCoy, Thomas Augustus	1924-25-26	Roach, Melvin	1953	Wilcox, Mac	1965
McCurdy, Robert	1972	Robbins, Ralph	1942-43	Wilkes, Michael	1968-69
McKeag, Robert ©	1972-73-74	Roberts, J. Ed.	1929-30	Wilkins, Isaiah L. ©	2015-16-17-18
McKoy, Justin	2020-21	Robinson, Craig	1980-81-82-83	Wilkinson, Richard (Buzzy) ©	1953-54-55
McLaughlin, Peter W. (Pete) ©	1995-96-97-98	Robinson, Jamal T. ©	1994-95-96-97	Williams, Charles Laval	1910
Mead, Frank D. ©	1926-27-28	Rockelein, Whitney	1964	Williams, Christopher (Chris) ©	1999-00-01-02
Meade, Edwin B.	1918-20	Rogers, Jason R. ©	2000-01-02-03	Williams, Curtis	1989
Merle, A.W.	1929	Rogers, Orlin W.	1933-34-35	Williams, Robert	2003
Merrifield, Dan ©	1982-83-84-85	Rogers, Thomas C.	2011-12-13-14	Williford, Jason D. ©	1992-93-94-95
Metcalf, Rob	1987	Ryder, Jack	1951	Wilson, David C.	1943
Metheny, Chase M.	1996-97-98	Salt, Jack M.	2016-17-18-19	Wilson, Othell ©	1981-82-83-84
Metzger, William ©	1957-58-59	Sampson, Ralph ©	1980-81-82-83	Wilson, Shawn T.	1991-92-93-94
Meyer, Bernard	1964-65	Sanders, Foster (Jerry) ©	1964-65-66	Wiltshire, Richard W. ©	1941-42-43
Meynsse, Jerome ©	2007-08-09-10	Schettlick, Edward	1974-76-78	Woldentensae, Tomas	2020-21
Middleton, John	1954	Schneider, Thomas Erwin	1918-20	Wrenn, McDonald Ed	1924-25-26-27-28
Mikalaukas, Laurynas	2006-07-08	Schroeder, Clifford	1945-46	Yoos, Walker	1948-49-50
Millen, Robert S. ©	1927-28-29	Schroeder, John	1966	Young, Sidney ©	1931-32-33
Miller, Clifton M. ©	1924-25	Scott, James (Mike) ©	2008-09-10-11-12	Young, Maurice A.	2001
Miller, Jim ©	1982-83-84-85	Scott, Tom	1951	Zavash, F.X.	1952
Miller, Louis F. (Chip)	1970-71-72	Sefcik, Robert	1974-76	Zeglinski, Samuel (Sammy) ©	2008-09-10-11
Miller, Ronald ©	1960-61-62	Sene, Assane ©	2009-10-11-12	Zeisberg, Fred C., Jr.	1935-36-37
Miller, William ©	1955-56-57	Sexton, Thomas Kennerly	1922	© - indicates a team captain	
Minter, Dante K.	2004-05	Shayok, Marial	2015-16-17	This list of players who have been awarded the Virginia monogram for at least one season. Each year listed is the season the person earned a varsity letter.	
Mitchell, Akil A. ©	2011-12-13-14	Sheehey, Tom L. ©	1984-85-86-87		
Mitchell, Angus P.	2012	Sherrill, William (Will) ©	2008-09-10-11		
Mitchell, Rahsaan (Rock)	1993	Shiembob, Drew	2006		
Mohl, Victor ©	1950-51-52	Siewers, John ©	1957-58-59		
Morgan, Richard ©	1986-87-88-89	Simms, Darrick	1985-86-87-88		
Morris, Alfred	1951	Singletary, Sean ©	2005-06-07-08		
Morris, Louis	1947-48-49-50	Smith, Devin M. ©	2003-04-05		
Morris, Stephen ©	1972-73-74	Smith, Doug ©	1990-91-92-93		
Morsell, Casey	2020-21	Smith, Downing L.	1939		
Mortell, Robert	1958-59-60	Smith, Joseph	1967		
Mullen, Tim ©	1982-83-84-85	Smith, Raymond ©	1934-35-36		
Murphy, Trey	2021	Smith, Walters C. ©	1938-39-40		
Nacey, Hank	2004-05	Solomon, Anthony	1984-85-86-87		
Naponick, John	1966-67	Soroye, Olatunji (Tunji) ©	2005-06-07-08-09		
Napper, William	1977	Speer, Ward ©	1944-45-46-47		
Nelligan, Wistar	1956-58	Spohn, Gary	1962-63-64		
Nelson, Robert Burnwell	1934	Spratt, Harry Lee	1912		
Newburg, Doug	1980-82-83	Spurlock, Tristan	2010		
Newlen, Mark	1975-76-77				
Nickels, William A., Jr.	1914-15-16				



ALL-TIME JERSEY NUMBERS SINCE 1960

0

Doug Browman (2012-2013)
Devon Hall (2014-18)
Kihei Clark (2019-)

1

Will Harris (2007)
Jeff Jones (2008-2009)
Jontel Evans (2010-2013)
Justin Anderson (2014-2015)
Austin Nichols (2017)
Francesco Baddochi (2018)
Jabri Abdur-Rahim (2021)
Jayden Gardner (2022)

2

J.R. Reynolds (2004-2007)
Mustapha Farrakhan (2008-2011)
Paul Jespersion (2012-2013)
B.J. Stith (2015)
Justice Bartley (2016-18)
Braxton Key (2019-20)
Reece Beekman (2021-)

3

Ron Miller (1960-61)
Gary Spohn (1962-63)
Jeff Crackel (1966)
Charlie Johnson (1967)
Tony Kinn (1968-69)
Tom Bagby (1969-1971)
Jeff Lamp (1978-1981)

4

Ken Sanders (1960)
Jim Miller (1982-1985)
Rob Metcalf (1987-1988)
Matt Nichols (1989)
Terry Kirby (1990)
Junior Burrough (1993-1995)
Cade Lemcke (1999)
Stephane Dondon (2000-2001)
Nick Vander Laan (2003)
Calvin Baker (2008-2010)
Will Regan (2011)
Taylor Barnette (2013)
Marial Shayok (2015-17)
Justin McKoy (2020-21)
Armaan Franklin (2020)

5

William Napper (1977-1978)
Louis Collins (1981)
Tom Calloway (1985-1987)
Ron Price (1988)
Todd Gates (1989)
Bernie Floriani (1990-1991)
Junior Burrough (1992)
Cornel Parker (1993-1994)
Curtis Staples (1995-1998)
Jason Dowling (1999-2002)
Assane Sene (2009-2012)
Teven Jones (2013-2014)
Darion Atkins (2015)
Kyle Guy (2017-19)
Jayden Nixon (2020-)

10

Bob Mortell (1960)
Jack Hasbrouck (1962)
Francis Rockelein (1964)
Chip Case (1967-1970)
Al Drummond (1972-1974)
Lamont Carr (1975)
Tommy Hicks (1978-1979)
Craig Robinson (1980-1983)
John Johnson (1985-1988)
Anthony Oliver (1989-1992)
Chezley Watson (1998-1999)
Keith Jenifer (2002-2003)
Billy Glading (2004)
Mike Tobey (2013-2016)
Trevon Gross Jr. (2017-18)
Jayden Nixon (2019)
Sam Hauser (2020-21)
Taine Murray (2022-)

11

Wesley Westman (1960)
Garland Jefferson (1977-1980)
Othell Wilson (1981-1984)
Richard Morgan (1986-1989)
Doug Smith (1990-1993)
Greg Lyons (1998-1999)
Majestic Mapp (2000-2004)
Laurynas Mikalauskas (2006-2008)
Thomas Kody (2010)
Evan Nolte (2013-2016)
Ty Jerome (2017-19)
Malachi Poindexter (2021)

12

Dean Carpenter (1979-1982)
Anthony Solomon (1984-1987)
Kenny Turner (1988-1991)
Cory Alexander (1992-1995)
Keith Friel (2000-2001)
Brett Gladstone (2002)
Billy Campbell (2003-2006)
Jamil Tucker (2007-2009)
Joe Harris (2011-2014)
De'Andre Hunter (2017-19)
Chase Coleman (2020-)

13

John Haner (1960)
Eugene Flamm (1962-63)
Renny Barnes (1964-65)
John Naponick (1966-67)
Kevin Kennelly (1969)
Jamal Robinson (1994-1997)
Donald Hand (1998-2001)
Sammy Zeglinski (2008-2012)
Anthony Gill (2014-2016)
Grant Kersey (2019)
Casey Morsell (2020-21)

14

Ricky Stokes (1981)
Bill Batts (1987-1989)

15

Ricky Stokes (1982-1984)
Chris Havlicek (1990-1994)
Peter McLaughlin (1996-1998)
Robert Lodge (2003-2004)
T.J. Bannister (2004-2006)
Sylvan Landesburg (2009-2010)
Billy Baron (2011)
Malcolm Brogdon (2014-16)

20

Paul Adkins (1960)
Jay Lambiotte (1962-64)
John Lettice (1966)
John Quinn (1967)
John English (1968-69)
Tim Rash (1970-1972)
Tim Rash (1970-1972)
Andy Boninti (1973-1975)
Bob Stokes (1976-1979)
Darrick Simms (1985-1988)
Bryant Stith (1989-1992)

21

Bill Jackey (1960)
Larry Gerry (1971-1973)
Bill Langloh (1974-1977)
Darren Cross (1980-1981)
Jim Runcie (1982)
Mel Kennedy (1985-1988)
Curtis Williams (1989-1990)
Derrick Johnson (1991)
Harold Deane (1994-1997)
Roger Mason (2000-2002)
Tunji Soroye (2005-2009)
Justin Miller (2013)
Rob Vozenilek (2014)
Isaiah Wilkins (2015-18)
Kadin Shedrick (2020-)

22

Eugene Engel (1962-63)
Bob Engel (1964-65)
Mike Smith (1966-67)
John Gidding (1968-69)
Jim Farmer (1971)
Gus Gerard (1973-1974)
Tom Sheehey (1984-1987)
John Crotty (1988-1991)
Jason Williford (1992-1995)
Darryl Presley (1996-1996)
Josh Hare (1999-2001)
Todd Billet (2003-2004)
Will Sherrill (2008-2011)
Malcolm Brogdon (2012-13)
Maleek Frazier (2015)
Fancisco Caffaro (2019-)

23

Tony Lacquintano (1960, 1962)
Gary Spohn (1964)
Jim Connelly (1965-67)
Bill Fulton (1969)
Frank DeWitt (1970-1972)
Mark Newlen (1974-1977)
Jeff Klein (1978-1981)
Blair Ford (1990)
Rahsaan Mitchell (1993)
Maurice Young (2001)
Gary Forbes (2004-2005)
Jeff Jones (2010)
Mike Scott (2011-2012)
Justin Anderson (2013)
London Perrantes (2014)
Rob Vozenilek (2015)
Nigel Johnson (2018)
Kody Statmann (2019-)

24

Albert Hansen (1961)
Richard Katstra (1962-64)
Teed Waffle (1965)
Gary Laws (1967-68)
Bill Gerry (1969-1971)
Bob McKeag (1972-1974)
Dave Koesters (1975-1978)
Jeff Jones (1979-1982)
Olden Polynice (1984-1986)
Dirk Katstra (1988-1991)
Yuri Barnes (1992-1995)
Scott Johnson (1996)
Willie Dersch (1997-2000)
Jermaine Harper (2002-2003)
Tryshan Ravenell (2005)
Mamadi Diane (2006-2009)
Tristan Spurlock (2010)
KT Harrell (2011-2012)
Caid Kirven (2013-2016)
Jeff Jones (2017)
Marco Anthony (2018-19)
Austin Katstra (2020-21)
Igor Miličić Jr. (2022-)

25

Ron Miller (1960, 1962)
Bernie Meyer (1963-65)
Dale Hilsmier (1966)
Tom Joyce (1968-1970)
Mike Wilkes (1971)
Mike McCurdy (1972-1973)
Ray Morningstar (1974-1975)
Lee Raker (1978-1981)
Norman Nolan (1995-1998)
Matt Deasey (2006)
John Brandenburg (2009)
Akil Mitchell (2011-2014)
Mamadi Diakite (2016-20)
Trey Murphy III (2021)

30

Tony Lacquintano (1960-61)
Michael Greenberg (1962-63)
Jim Galloway (1965)
Sam Harvey (1967)
John Hill (1969-1971)
Steve Morris (1972-1974)
Tom Briscoe (1975-1978)
Kenton Edelin (1983-1984)
Matt Blundin (1988-1991)
Chris Alexander (1992-1996)
Jason Rogers (2000-2003)
Hank Nacey (2004)
Adrian Joseph (2005-2008)
Thomas Rogers (2012-2014)
Jay Huff (2017-21)

31

Bruce Michelson (1960)
Bill Jackey (1961)
Otis Fulton (1976-1979)
Mark Cooke (1987-1990)
Bobby Graves (1991-1994)
Mike Curtis (1995-1998)
Adam Hall (1999-2002)
Rob Williams (2003)
Andy Burns (2007-2008)
Jarred Reuter (2016-17)

32

Bruce Michelson (1960)
A. Timothy Jones (1961)
Bob Sefcik (1973-1976)
Joe Perry (1977)
Doug Newburg (1980-1983)
Lance Blanks (1986-1987)
Brent Dabbs (1989)
Jon Havey (1990)
Mike Powell (1994)
Courtney Alexander (1996-1997)
Cade Lemcke (2000)
J.C. Mathis (2001-2002)
Jason Cain (2004-2007)
Mike Scott (2008-2010)
Thomas Rogers (2011)
Darion Atkins (2012-2014)
London Perrantes (2015-17)



ALL-TIME JERSEY NUMBERS SINCE 1960

33

Lou Farina (1960-61)
 Steven Jarvis (1962-63)
 Jerry Sanders (1964-66)
 Mike Eikenberry (1967-68)
 Bill Creason (1969)
 Jim Hobgood (1971-1973)
 Kenny Johnson (1982-1985)
 Cornel Parker (1991-1992)
 Monte Marcaccini (1997-1998)
 Chris Williams (1999-2002)
 Devin Smith (2003-2005)
 Jack Salt (2015-19)
 Carson McCorkle (2021-)

34

Lou Farina (1960)
 Rick Carlisle (1983-1984)
 Bill Batts (1987-1988)
 Jason Clark (2002-2005)
 Ryan Pettinella (2007-2008)
 James Johnson (2012)
 Jeff Jones (2014-2015)

35

Walter Densmore (1960)
 John Eller (1962-63)
 Ken Goble (1964-65)
 Buddy Reams (1966-69)
 Scott McCandlish (1970-1972)
 Brian Tully (1973-1975)
 Kenton Edelin (1982)
 Travis Watson (2000-2003)
 Drew Shiembob (2006)

40

Steve Jarvis (1961)
 Hunter Conner (1962-64)
 Barry Parkhill (1971-1973)

41

Wesley Westman (1960)
 Fletcher Arritt (1962-64)
 Fred Stant (1965)
 Mike Katos (1966-68)
 Kevin Kennelly (1970-1971)
 Wally Walker (1973-1976)

42

Wallace Smith (1961)
 Mack Wilcox (1964-65)
 Fred Stant (1966-67)
 Mike Wilkes (1968-69)
 Mike Slaysman (1970-1971)
 Peter MacBeth (1979-1982)
 Wingo Smith (1983)
 Andrew Kennedy (1986-1987)
 Brent Bair (1988-1989)
 Ted Jeffries (1990-1993)
 Chase Metheney (1995-1998)
 Elton Brown (2002-2005)
 Mike Forkin (2005-2006)

43

Dan Bonner (1973-1975)
 Mark Bogosh (1994)
 Will Harris (2008)

44

Walter Densmore (1960)
 Gene Engel (1961)
 Tom Johnson (1962)
 Mac Caldwell (1963-65)
 Douglas Rogers (1966)
 Norm Carmichael (1967-69)
 Chip Miller (1970-1972)
 Spencer Graham (1973-1974)
 Marc Iavaroni (1975-1978)
 Terry Gates (1979-1981)
 Kenny Lambiotte (1983-1984)
 Jeff Daniel (1987-1990)
 Corey Stewart (1991)
 Maurice Watkins (1994-1996)
 Kris Hunter (1997-1999)
 Greg Harrell-Edge (2003)
 Sean Singletary (2005-2008)

45

Bob Mortell (1960)
 Mike Owens (1977-1980)
 Tim Mullen (1982-1985)
 Percy Ellsworth (1995)
 Solomon Tat (2007-2010)
 Austin Katstra (2018-19)

50

Eugene Flamm (1961)
 Ed Schetlick (1974-1978)
 Ralph Sampson (1980-1983)

51

Rex Davis (1960)
 Barry Koval (1966-68)
 Bob Galione (1969)
 Dan Merrifield (1982-1985)
 Darius Thompson (2015-17)

52

Walter Densmore (1961)
 Larry Gerry (1971)
 John Dyslin (1985-1988)
 Shawn Wilson (1991-1994)
 Colin Ducharme (1997-2000)
 Brad Abel (2004)
 Hank Nacey (2005)

53

Bill Jackey (1960)
 Tomas Woldetensae (2020-21)

54

Jack Hasbrouck (1961)
 Tim Martin (1985-1988)
 Craig McAndrew (1997-1998)

55

Francis Harwood (1960)
 Robert Roberson (1962)
 Ken Goble (1963)
 Thomas Johnson (1964)
 Dale Hilsmier (1965)
 John Schroeder (1966)
 John Gidding (1967)
 Joe Morahan (1969-1971)
 Lanny Stahurski (1972-1974)
 Steve Castellan (1976-1979)
 Lewis Lattimore (1980-1981)
 Martin Walton (1995-1997)
 Raleigh Harbour (1999)
 Donte Minter (2004-2005)
 Jerome Meyinsse (2007-2010)



ALL-TIME SERIES RECORDS

NCAA DIVISION I OPPONENTS

Opponent	Record	Breakdown	Series Years	Streak
Air Force	1-0	1-0 N	1969	W1
Alabama	3-4	1-0 H · 0-1 A · 2-3 N	1928-1993	W1
Albany	1-0	1-0 N	2007	W1
American	5-1	5-0 H · 0-1 A	1938-2007	W1
Appalachian State	2-1	2-0 H · 0-1 N	1998-2007	L1
Arizona	3-2	2-0 H · 1-1 A · 0-1 N	1994-2008	W2
Arizona State	2-0	2-0 N	2000-2020	W2
Arkansas	4-3	2-0 H · 1-1 A · 1-2 N	1984-1999	L2
Arkansas State	1-0	1-0 A	1963	W1
Army	3-0	1-0 A · 2-0 N	1941-1980	W3
Auburn	4-4	0-2 H · 0-1 A · 4-1 N	1920-2019	W1
Austin Peay	1-0	34-44 H	2018	W1
Baylor	0-1	0-1 N	1969	L1
Belmont	2-0	1-0 H · 1-0 N	2000-2015	W2
Bethune-Cookman	1-0	1-0 H	1995	W1
Boston College	17-8	9-2 H · 5-5 A · 3-1 N	1971-2021	W2
Bowling Green	0-1	0-1 N	1968	L1
Bradley	1-2	0-1 H · 0-1 A · 1-0 N	1947-2016	W1
Brigham Young	3-1	3-1 N	1981-1998	W1
Brown	3-0	3-0 H	1987-2009	W3
Bucknell	2-1	2-1 H	1961-2001	W2
Butler	1-0	1-0 N	2016	W1
California	2-0	1-0 H · 1-0 A	2016-2017	W2
Canisius	1-0	1-0 A	1965	W1
College of Charleston	1-0	1-0 H	1993	W1
Charleston Southern	1-0	1-0 H	2002	W1
Cincinnati	1-3	1-1 A · 0-2 N	1924-1993	L3
Citadel	2-0	1-0 H · 1-0 A	1921-1972	W2
Clemson	79-52	46-16 H · 26-35 A · 7-1 N	1936-2021	W10
Cleveland State	2-0	1-0 H · 1-0 N	2010-2014	W2
Coastal Carolina	3-0	2-0 H · 1-0 N	2001-2014	W3
Columbia	3-0	2-0 H · 1-0 N	1967-2020	W3
Connecticut	2-6	0-3 H · 1-3 A · 1-0 N	1965-1998	L5
Coppin State	2-0	2-0 H	1994-2019	W2
Dartmouth	3-0	2-0 H · 1-0 A	1989-2001	W3
Davidson	13-4	8-2 H · 2-0 A · 3-2 N	1921-2018	W9
Dayton	3-0	1-0 H · 1-0 A · 1-0 N	1987-2019	W3
Delaware	10-2	7-2 H · 3-0 A	1921-2013	L1
Denver	1-0	1-0 N	1974	W1
DePaul	0-2	0-2 N	1976-1986	L2
Drake	1-0	1-0 N	2012	W1
Drexel	2-0	1-0 H · 1-0 N	2008-2012	W2
Duke	52-122	35-40 H · 11-59 A · 6-23 N	1911-2021	L1
East Carolina	2-0	1-0 H · 1-0 A	1969-2017	W2
East Tennessee State	3-0	3-0 H	1987-2003	W3
Eastern Kentucky	0-1	0-1 N	1955	L1
Elon	6-0	6-0 H	1918-2008	W6
Fairfield	3-0	3-0 H	1982-2013	W3
Fairleigh Dickinson	1-0	1-0 H	1989	W1
Florida	1-2	1-2 N	1992-2017	L2
Florida State	26-27	16-9 H · 8-17 A · 2-1 N	1992-2021	L1
Fordham	0-3	0-2 H · 0-1 A	1924-2006	L3
Furman	1-0	1-0 H	2005	W1
Gardner-Webb	2-0	1-0 H · 1-0 N	2003-2019	W2
George Mason	8-1	6-0 H · 1-1 A · 1-0 N	1981-2016	W1
Georgetown	11-12	6-5 H · 3-7 A · 2-0 N	1907-2003	W2
George Washington	27-24	17-10 H · 10-13 A · 0-1 N	1907-2019	W1
Georgia	3-4	2-2 H · 0-1 N · 1-1 N	1926-1988	W1
Georgia Tech	45-40	25-11 H · 15-24 A · 5-5 N	1948-2021	W8
Gonzaga	1-3	1-0 H · 0-1 A · 0-2 N	2001-2021	L1
Grambling State	2-0	2-0 H	2002-2017	W2
Green Bay	2-1	2-0 H · 0-1 A	2012-2014	L1
Hampton	9-0	7-0 H · 1-0 A · 1-0 N	1999-2018	W9
Hartford	3-0	3-0 H	1986-2008	W3
Harvard	1-0	1-0 H	2015	W1
High Point	1-0	1-0 H	2003	W1
Hofstra	1-2	1-1 H · 0-1 A	1952-1977	L1
Houston	3-3	1-0 H · 0-2 A · 2-1 N	1982-1990	W1
Howard	4-0	4-0 H	1993-2011	W4
Indiana	1-2	0-1 A · 1-1 N	1963-2003	L1
Iona	1-0	1-0 N	1984	W1
Iowa	1-2	0-1 H · 0-1 N · 1-0 N	1997-2017	W1
Iowa State	2-2	1-1 H · 0-1 A · 1-0 N	2004-2016	W1
Jacksonville	3-0	2-0 H · 1-0 A	1987-1989	W3
James Madison	11-0	7-0 H · 3-0 A · 1-0 N	1977-2020	W11
Kansas	1-2	1-2 N	1995-1997	L2
Kent State	2-0	2-0 H	1975-2021	W2
Kentucky	3-6	2-2 H · 0-4 A · 1-0 N	1914-2003	W1

Opponent	Record	Breakdown	Series Years	Streak
Lafayette	2-1	2-0 H · 0-1 N	1972-1984	W2
Lamar	1-0	1-0 H	2013	W1
La Salle	1-2	0-1 A · 1-1 N	1948-2014	W1
Lehigh	3-0	3-0 H	1974-2018	W3
Liberty	7-2	7-2 H	1994-2014	W1
Long Beach State	1-0	1-0 N	2016	W1
Long Island	3-0	2-0 H · 1-0 N	1986-2003	W3
Longwood	6-0	6-0 H	2006-2012	W6
Louisiana-Mon. (NE La.)	1-0	1-0 H	1979	W1
LSU	3-0	1-0 H · 1-0 A · 1-0 N	1981-2012	W3
Louisville	17-5	8-1 H · 8-4 A · 1-0 N	1924-2021	W2
Loyola (Md.)	7-0	5-0 H · 2-0 A	1914-2006	W7
Loyola (Ill.)	1-0	1-0 N	1986	W1
Loyola Marymount	2-0	1-0 H · 1-0 A	2004-2005	W2
Maine	1-0	1-0 H	2020	W1
Manhattan	1-0	1-0 N	1993	W1
Marquette	3-1	1-0 H · 2-1 A	1975-1991	W3
Marshall	7-2	5-0 H · 2-1 A · 0-1 N	1929-2019	W4
Maryland	76-107	46-41 H · 26-61 A · 4-5 N	1913-2019	W2
UMBC	3-0	2-0 H · 1-0 N	1997-2006	W3
Mary.-Eastern Shore	2-0	2-0 H	2007-2012	W2
Massachusetts	3-0	3-0 N	1993-2020	W3
Memphis	1-0	1-0 N	2014	W1
Miami (Fla.)	13-12	7-4 H · 4-7 A · 2-1 N	1966-2021	W4
Miami (Ohio)	1-0	1-0 N	1995	W1
Michigan	2-2	2-0 H · 0-1 A · 0-1 N	1952-2012	W1
Michigan State	0-5	0-3 A · 0-2 N	1947-2015	L5
Middle Tennessee	2-0	2-0 N	1989-2019	W2
Minnesota	5-2	2-0 H · 2-2 A · 1-0 N	1980-2011	W1
Mississippi	1-1	1-1 N	1925-1957	W1
Mississippi State	1-2	1-2 N	1928-1989	L1
Mississippi Valley State	1-0	1-0 H	2013	W1
Missouri	4-1	2-0 H · 1-1 A · 1-0 N	1983-2002	L1
Missouri State	1-0	1-0 N	2014	W1
Monmouth	1-0	1-0 H	2018	W1
Morgan State	4-0	4-0 H	2007-2019	W4
Mount St. Mary's	1-0	1-0 H	2003	W1
Navy	15-31	7-1 H · 8-30 A	1910-2020	W8
Nebraska	0-1	0-1 N	1998	L1
New Hampshire	1-0	1-0 H	1999	W1
New Mexico	2-0	2-0 N	1992-1994	W2
New Mexico State	0-1	0-1 N	1998	L1
New Orleans	0-2	0-1 H · 0-1 A	1991-1992	L2
Nicholls State	1-0	1-0 N	1995	W1
NJIT	1-0	1-0 H	2010	W1
Norfolk State	4-0	4-0 H	2011-2014	W4
North Carolina	60-131	37-44 H · 9-66 A · 14-21 N	1911-2021	W7
UNC Asheville	1-0	1-0 H	2007	W1
UNC Greensboro	2-0	1-0 H · 1-0 A	2018	W2
UNC Wilmington	4-0	3-0 H · 1-0 N	1983-2017	W4
North Carolina A&T	1-0	1-0 H	1995	W1
NC State	68-84	39-25 H · 25-41 A · 4-18 N	1913-2021	L1
North Texas	1-0	1-0 H	2013	W1
Northeastern	1-0	1-0 H	1990	W1
Northern Iowa	1-0	1-0 H	2014	W1
Northwestern	3-0	2-0 H · 1-0 A	2005-2008	W3
Notre Dame	16-2	7-0 H · 6-0 A · 3-2 N	1981-2021	W6
Oakland	1-0	1-0 H	2016	W1
Ohio	1-3	1-1 H · 0-1 A · 0-1 N	1995-2021	L2
Ohio State	3-3	2-1 H · 1-2 A	1932-2017	W3
Oklahoma	3-1	3-1 N	1988-2019	W3
Oklahoma State	0-1	0-1 N	1976	L1
Old Dominion	9-5	4-2 H · 1-1 A · 4-2 N	1977-2013	L1
Oral Roberts	1-0	1-0 H	2010	W1
Oregon	3-0	1-0 H · 1-0 A · 1-0 N	2011-2019	W3
Penn State	5-3	3-1 H · 1-2 A · 1-0 N	1972-2010	L1
Pennsylvania	8-5	4-1 H · 3-4 A · 1-0 N	1911-2008	W6
Pittsburgh	17-4	7-1 H · 7-3 A · 3-0 N	1952-2021	W6
Princeton	0-2	0-1 H · 0-1 A	1973-1975	L2
Providence	4-3	0-1 H · 0-1 A · 4-1 N	1979-2017	W1
Purdue	2-2	1-0 H · 0-2 A · 1-0	2001-2020	L1
Radford	6-0	6-0 H	1988-2011	W6
Rhode Island	2-1	1-1 H · 1-0 N	1960-2018	W1
Rice	2-0	1-0 H · 1-0 A	1994-1995	W2
Richmond	52-36	31-15 · 14-19 · 7-2 N	1915-2008	W4
Rider	1-0	1-0 H	2010	W1
Robert Morris	2-0	2-0 H	2005-2017	W2
Rutgers	4-0	1-0 H · 1-0 A · 2-0 N	1987-2014	W4
St. Francis Brooklyn	1-0	1-0 H	2017	W1

ALL-TIME SERIES RECORDS



Opponent	Record	Breakdown	Series Years	Streak
St. Francis (Pa.)	1-0	1-0 H	2021	W1
St. John's (N.Y.)	1-7	1-2 H · 0-4 A · 0-1 N	1959-2013	L7
Saint Joseph's (Pa.)	2-6	1-0 H · 1-6 A	1940-1985	W1
Saint Louis	0-1	0-1 A	1973	L1
Samford	1-0	1-0 H	1990	W1
San Diego State	1-0	1-0 A	1983	W1
San Francisco	0-1	0-1 N	2021	L1
San Jose State	0-1	0-1 N	1980	L1
Savannah State	1-0	1-0 H	2018	W1
Seattle	2-1	1-1 H · 1-0 A	2011-2013	W2
Seton Hall	0-3	0-3 N	1971-2008	L3
Siena	1-0	1-0 N	1991	W1
South Carolina	26-25	16-9 H · 7-13 A · 3-3 N	1921-2020	L1
South Carolina State	2-0	2-0 H	2012-2014	W2
USC Upstate	1-0	1-0 H	2011	W1
South Florida	1-1	1-0 H · 0-1 A	2009-2010	L1
Southern California	1-0	1-0 N	1978	W1
Southern Illinois	1-0	1-0 H	1987	W1
SMU	1-0	1-0 N	2014	W1
Stanford	1-7	1-2 H · 0-4 A · 0-1 N	1992-2011	L6
Stetson	1-1	1-0 · 0-1 A	1974-75	W1
Stony Brook	1-0	1-0 H	2020	W1
Syracuse	10-6	4-2 H · 4-2 A · 2-2 N	1984-2021	W2
TCU	0-1	0-1 N	2012	L1
Temple	2-3	0-2 H · 2-0 A · 0-1 N	1965-1987	L1
Tennessee	8-5	5-1 H · 0-3 A · 3-1 N	1917-2014	L1
Tennessee-Martin	1-0	1-0 H	1996	W1
Tennessee State	1-0	1-0 H	2014	W1
Texas A&M	0-1	0-1 N	1963	L1
Texas Tech	1-0	1-0 N	2019	W1
Texas-Pan American	1-0	1-0 H	2010	W1
Towson	7-0	6-0 H · 1-0 N	1986-2021	W7
Tulane	3-0	1-0 H · 1-0 A · 1-0 N	1926-1978	W3
UAB	1-1	1-0 H · 0-1 N	1982-2010	W1
UC Irvine	1-0	1-0 H	1989	W1
UCLA	0-1	0-1 N	1991	L1
UNLV	3-1	1-0 H · 1-1 A · 1-0 N	1974-1995	W3
Utah	1-1	1-1 N	1983-2007	L1
Vanderbilt	2-5	1-1 H · 0-4 A · 1-0 M	1953-2018	W1
VCU	13-2	6-1 H · 5-1 A · 2-0 N	1977-2019	W3
Vermont	2-0	2-0 H	2008-2020	W2
Villanova	5-3	2-0 H · 1-3 A · 2-0 N	1981-2017	L1
VMI	101-15	51-7 H · 42-6 A · 8-2 N	1909-2009	W24
Virginia Tech	95-57	40-13 H · 23-31 A · 32-13 N	1915-2021	L1
Wagner	3-0	2-0 H · 1-0 A	1981-2002	W3
Wake Forest	69-70	42-21 H · 17-41 A · 10-8 N	1911-2021	W9
Washington	1-1	1-1 N	1984-2011	L1
Washington State	2-0	2-0 N	1983-1999	W2
Western Kentucky	1-1	1-0 H · 1-0 A	2005-2006	L1
West Virginia	9-10	4-4 H · 2-4 A · 3-2 N	1916-2018	L2
Wichita State	0-1	0-1 N	2011	L1
William & Mary	56-26	40-9 H · 14-15 A · 2-2 N	1906-2021	W12
Winthrop	3-0	3-0 H	1991-2012	W2
Wisconsin	4-2	1-1 H · 1-0 A · 2-1 N	1975-2019	W2
Wofford	2-0	2-0 H	2003-2013	W2
Wyoming	0-1	0-1 N	1987	L1
Xavier	1-2	0-1 H · 0-1 A · 1-0 N	1972-2009	L2
Yale	3-1	2-0 H · 1-1 N	1960-2017	W2

NON-NCAA DIVISION I OPPONENTS

Opponent	Record	Breakdown	Series Years	Streak
Baldwin-Wallace	1-0	1-0 H	1972	W1
Baltimore	1-0	1-0 H	1981	W1
Bridgewater	8-0	8-0 H	1906-1941	W8
BYU-Hawaii	2-0	2-0 A	1980-1982	W2
Brooklyn Poly	1-0	1-0 H	1928	W1
Carroll Institute	0-1	0-1 N	1906	L1
Catholic	12-4	5-1 H · 7-3 A	1912-1952	W7
CCNY	0-1	0-1 N	1941	L1
Chaminade	4-1	3-1 A · 1-0 N	1980-2003	W2
Dickinson	2-0	1-0 H · 1-0 A	1949-1950	W2
Emory & Henry	3-0	3-0 H	1911-1942	W3
Franklin & Marshall	3-1	3-0 H · 0-1 A	1912-1954	W1
Gallaudet	8-1	7-1 H · 1-0 A	1912-1933	W4
Gettysburg	3-1	2-0 H · 1-1 A	1949-1954	W1
Guilford	1-2	1-1 H · 0-1 A	1911-1922	W1
Hampden-Sydney	29-1	25-0 H · 3-0 A · 1-1 N	1910-1976	W6

Opponent	Record	Breakdown	Series Years	Streak
Johns Hopkins	11-0	8-0 H · 2-0 A · 1-0 N	1920-1983	W11
Kentucky Wesleyan	0-2	0-2 A	1957-1964	L2
Lawrence Tech	0-2	0-2 A	1949-1952	L2
Lynchburg	7-0	7-0 H	1922-1931	W7
University of Mexico	1-0	1-0 H	1941	W1
Milligan	1-0	1-0 H	1945	W1
NYU	2-0	1-0 H · 1-0 A	1967-1968	W2
Puerto Rico-Mayaguez	1-0	1-0 N	2007	W1
Randolph-Macon	34-1	30-1 H · 3-0 A · 1-0 N	1909-1985	W18
Roanoke	16-1	13-0 H · 3-1 A	1915-1977	W10
Rollins	1-0	1-0 H	1985	W1
St. John's (Md.)	4-4	2-3 H · 2-1 A	1910-1932	L3
Sewanee	2-0	2-0 H	1928-1931	W2
Stevens Tech	2-0	2-0 H	1925-1928	W2
Transylvania	1-0	1-0 N	1924	W1
Washington & Lee	49-41-1	31-13 H · 13-25 A · 5-3-1 N	1906-1976	W7
West Virginia Wesleyan	4-0	4-0 H	1915-1923	W4

NON-COLLEGIATE OPPONENTS

Opponent	Record	Breakdown	Series Years	Streak
Aberdeen Proving Ground	0-1	0-1 H	1944	L1
Apprentice School	2-0	2-0 H	1935-1936	W2
Baltimore Medical	1-0	1-0 A	1910	W1
Baltimore YMCA	0-1	0-1 A	1906	L1
Bolling Field	1-0	1-0 H	1943	W1
Camp Humphreys	1-1	1-1 H	1919-1920	W1
Camp Lee	0-3	0-2 H · 0-1 A	1943-1945	L3
Charlottesville High School	1-0	1-0 H	1908	W1
Charlottesville YMCA	4-0	4-0 H	1906-1907	W4
Dan Masters	1-0	1-0 A	1948	W1
Flying Fisher Five	1-0	1-0 H	1927	W1
Fort Belvoir	1-0	1-0 H	1944	W1
Fort Myer	1-0	1-0 H	1919	W1
Hampton YMCA	1-0	1-0 N	1910	W1
House of David	1-0	1-0 H	1941	W1
Italian-American Prog. Club	1-0	1-0 H	1939	W1
Jefferson School	2-0	2-0 H	1910-1915	W2
Langley Field	4-1	2-0 H · 2-1 A	1936-1951	L1
Lynchburg Athletic Club	2-0	2-0 H	1919-1920	W2
Lynchburg Elks	1-0	1-0 A	1922	W1
Lynchburg Independents	1-0	1-0 H	1949	W1
Marine Institute	0-1	0-1 H	1946	L1
Naval Apprentice	0-1	0-1 H	1937	L1
Naval Base	1-0	1-0 H	1939	W1
Naval Training	1-2	1-1 H · 0-1 A	1937-1944	L1
Newport News Apprentice	1-0	1-0 A	1943	W1
Newport News YMCA	0-1	0-1 N	1910	L1
New York Athletic Club	0-1	0-1 A	1950	L1
Norfolk Air Base	1-2	1-1 H · 0-1 A	1944-1951	W1
Norfolk Apprentice	1-0	1-0 H	1943	W1
Norfolk NTS	3-1	2-1 H · 1-0 A	1940-1946	W1
Norfolk Stars	1-0	1-0 A	1940	W1
Norfolk Training Station	0-1	0-1 A	1944	L1
Norport	1-0	1-0 H	1936	W1
N.C. Pre-Flight School	0-1	0-1 A	1943	L1
Old Dominion Club	2-0	2-0 H	1948	W2
People's Bank Club	2-0	2-0 H	1933-1934	W2
Quantico Marines	2-1	1-1 H · 1-0 A	1947-1948	W2
Richmond Air Base	1-1	1-0 H · 0-1 A	1945	W1
Richmond All-Stars	1-0	1-0 H	1947	W1
Richmond Athletic Club	1-0	1-0 H	1932	W1
Richmond Blues	1-0	1-0 H	1926	W1
Richmond Coast Art.	1-0	1-0 H	1927	W1
Richmond Naval Base	1-0	1-0 H	1945	W1
Richmond Rotary	1-0	1-0 H	1933	W1
Richmond Royals	2-0	2-0 H	1949-1950	W2
Richmond YMCA	1-0	1-0 A	1906	W1
Roanoke American Legion	0-2	0-2 A	1941	L2
Shawnee Club	1-0	1-0 H	1932	W1
Staunton Collegians	2-0	2-0 H	1931-1932	W2
Staunton Military Academy	1-1	1-1 A	1907-1908	L1
Staunton YMCA	1-1	1-0 H · 0-1 A	1906-1907	L1
Virginia Medical	5-0	5-0 H	1919-1940	W5
Viscose Club	1-0	1-0 H	1933	W1
War Dept. Headquarters	1-0	1-0 H	1948	W1
Woodrow Wilson Hospital	2-0	1-0 H · 1-0 A	1944	W2



ALL-TIME VS. OPPONENTS

2021-22 VIRGINIA MEN'S BASKETBALL

AIR FORCE

Overall: 1-0
12-26-69 W 90-85 N1
N1-Greensboro, N.C.

ALABAMA

Overall: 3-4
Home: 1-0
Road: 0-1
2-24-28 W 42-28 N1
2-26-32 W 20-16 N1
12-29-78 L 69-71 N2
3-12-79 L 88-90 N3
12-28-84 L 48-54 N2
12-1-91 L 69-80 A
12-22-92 W 86-83 H
N1-Atlanta, Ga.; N2-New Orleans, La.; N3 - New York, N.Y.

ALBANY

Overall: 1-0
3-16-07 NCAA W 84-57 N1
N1-Columbus, Ohio

AMERICAN

Overall: 5-1
Home: 5-0 (1-0 JPJ)
Road: 0-1 (0-0 Bender Arena)
2-10-38 W 41-33 H
12-14-46 W 50-35 H
12-8-48 W 57-51 H
1-7-50 W 67-58 H
2-3-51 L 54-69 A
12-28-06 W 91-70 H

APPALACHIAN STATE

Overall: 2-1
Home: 2-0
12-2-97 W 62-54 H
11-24-04 W 77-60 H
12-19-06 L 69-80 N1
N1-Guaynabo, Puerto Rico

ARIZONA

Overall: 3-2
Home: 2-0 (1-0 JPJ)
Road: 1-1
3-20-94 NCAA L 58-71 N1
11-21-04 W 78-60 H
11-27-05 L 51-81 A
11-12-06 W 93-90 H
11-17-07 W 75-72 A
N1-Sacramento, Calif.

ARIZONA STATE

Overall: 2-0
11-27-99 W 70-64 N1
11-24-19 W 48-45 N2
N1-Bayamon, Puerto Rico; N2-Uncasville, Conn.

ARKANSAS

Overall: 4-3
Home: 2-0
Road: 1-1
3-18-84 W-ot 53-51 N1
1-27-85 W 54-52 H
12-20-86 W 78-66 A
12-12-87 L 52-66 A
11-30-88 W 75-65 H
3-26-95 NCAA L 61-68 N2
11-20-98 L 83-85 N3
N1-East Rutherford, N.J.; N2-Greensboro, N.C.; N3 -Fairbanks, Alaska

ARKANSAS STATE

Overall: 1-0
Road: 1-0
12-28-62 W 94-74 A

ARMY

Overall: 3-0
Road: 1-0
1-29-41 W 40-36 A
12-30-55 W 86-71 N1
12-22-79 W 84-60 N2
N1-Richmond, Va.; N2-Santa Clara, Calif.

AUBURN

Overall: 4-4
Home: 0-2 (0-1 JPJ)
Road: 0-1
1-30-20 L 21-27 H
2-27-25 SoCon W 29-27 N1
2-27-31 SoCon L 26-33 N1
12-8-01 W 77-72 N2
12-3-04 W 89-87 N3
12-20-08 L 56-58 H
12-7-09 L 67-68 A
4-6-19 NCAA W 63-62 N4
N1-Atlanta, Ga.; N2-Birmingham, Ala.; N3 -Richmond, Va.; N4-Minneapolis, Minn.

AUSTIN PEAY

Overall: 1-0
Home: 1-0 (1-0 JPJ)
11-13-17 W 93-49 H

BAYLOR

Overall: 0-1
12-28-68 L 61-79 N1
N1-Greenville, N.C.

BELMONT

Overall: 2-0
Home: 1-0
Road: 1-0
2-28-99 W 94-74 H
3-20-15 W 79-67 N1
N1-Greensboro, N.C.

BETHUNE-COOKMAN

Overall: 1-0
Home: 1-0
12-8-94 W 109-49 H

BOSTON COLLEGE

Overall: 17-8
Home: 9-2 (7-2 JPJ)
Road: 5-5 (5-5 Conte Forum)
12-11-71 W 79-69 N1
3-10-80 NIT W 57-55 H
3-24-83 NCAA W 95-92 N2
2-21-06 W 72-58 H
1-13-07 L 73-78 A
1-19-08 W 84-66 H
2-17-08 W 79-74 A
2-4-09 L 70-80 H
3-12-09 ACC L 63-76 N3
3-3-10 L 55-68 A
3-11-10 ACC W 68-62 N4
1-19-11 L 67-70 A
2-26-11 L 44-63 H
1-26-12 W 66-49 H
1-26-13 W 65-51 H
3-3-13 L 52-53 A

2-5-14 W 77-67 H
1-17-15 W 66-51 A
2-3-16 W 61-47 H
1-18-17 W 71-54 A
12-30-17 W 59-58 H
1-9-19 W 83-56 A
1-7-20 L 53-60 A
2-19-20 W 78-65 H
1-9-21 W 61-49 A
N1-Morgantown, W.Va.; N2-Ogden, Utah; N3-Atlanta, Ga.; N4-Greensboro, N.C.

BOWLING GREEN

Overall: 0-1
12-28-67 L 72-76 N1
N1-Huntington, W.Va

BRADLEY

Overall: 1-2
Home: 0-1
Road: 0-1
1947 L 58-77 A
3-26-08 CBI L 85-96 H
11-19-15 W 82-57 N1
N1-Charleston, S.C.

BYU

Overall: 3-1
3-21-81 NCAA W 74-60 N1
11-21-81 W 63-61 N2
3-14-91 NCAA L 48-61 N3
12-29-97 W 72-54 N4
N1-Atlanta, Ga.; N2-Springfield, Mass.; N3 - Salt Lake City, Utah; N4-Honolulu, Hawaii

BROWN

Overall: 3-0
Home: 3-0 (1-0 JPJ)
1-5-87 W 92-70 H
3-19-03 NIT W 89-73 H
1-6-09 W 74-50 H

BUCKNELL

Overall: 2-1
Home: 2-1
1-27-61 L 81-99 H

BUTLER

Overall: 1-0
3-19-16 NCAA W 77-69 N1
N1-Raleigh, N.C.

CALIFORNIA

Overall: 2-0
Home: 1-0 (1-0 JPJ)
Away: 1-0 (1-0 Haas)
12-22-15 W-ot 63-61 H
12-21-16 W 56-52 A

CANISIUS

Overall: 1-0
Road: 1-0
12-31-64 W 64-61 A

CHARLESTON

Overall: 1-0
Home: 1-0
3-3-93 W 72-58 H

CHARLESTON SO.

Overall: 1-0
Home: 1-0
12-17-01 W 74-54 H

CINCINNATI

Overall: 1-3
Away: 1-1
2-16-24 W 31-27 A
12-28-55 L 69-93 N1
12-3-62 L 42-91 A
3-26-93 NCAA L 54-71 N2
N1-Richmond, Va.; N2-East Rutherford, N.J.

CITADEL

Overall: 2-0
Home: 1-0
Road: 1-0
1-27-21 W 51-15 H
12-30-71 W 77-72 A

CLEMSON

Overall: 79-52
Home: 46-16 (7-1 JPJ)
Road: 26-35 (21-24 Littlejohn)
1-4-36 L 34-45 H
12-17-54 W 100-93 A
2-14-55 W 106-68 H
12-16-55 L 73-75 A
2-13-56 W 96-85 H
2-16-57 L-ot 81-84 A
2-23-57 W 85-71 H
1-3-58 W-2ot 88-85 A
2-14-58 W 74-59 H
1-9-59 L 63-70 A
2-14-59 W 69-61 H
2-6-60 L 56-74 A
2-13-60 L 58-59 H
2-3-61 L 81-89 A
2-24-61 L 63-85 H
12-9-61 L-ot 68-70 H
2-23-62 L 71-72 H
2-8-63 L 64-86 A
2-22-63 L 50-52 H
12-17-63 L 52-53 H
2-29-64 L 73-90 A
1-9-65 L 72-99 A
2-27-65 W 69-67 H
1-28-66 L 69-70 A
2-25-66 W 63-61 H
1-14-67 L-ot 88-102 H
2-27-67 W 73-71 A
1-11-68 W 95-92 A
1-20-68 W 81-73 H
1-11-69 W 82-75 H
2-24-69 L 90-92 A
1-10-70 L 87-104 A
2-21-70 W 94-79 H
1-9-71 W 66-56 H
1-28-71 L 44-45 A
1-31-72 W 62-58 A
2-21-72 W 62-60 H
1-27-73 L 63-64 A
2-19-73 L-ot 54-56 H
1-26-74 L 51-61 A
2-20-74 W 81-68 H
3-7-74 ACC W 68-63 N1
1-4-75 L 68-86 A
1-25-75 L 64-74 H
1-24-76 W 69-62 A
2-18-76 W 90-77 H
1-22-77 L 54-63 H
2-16-77 W 71-65 A
3-4-77 ACC W 72-60 N1
1-21-78 L-ot 70-79 A
2-15-78 L 55-63 H
1-20-79 W 61-54 H
2-14-79 W 72-68 A

1-19-80 L 68-88 A
2-13-80 W 89-87 H
2-28-80 ACC L 49-57 N1
1-19-81 W 74-59 A
2-14-81 W 73-58 H
1-17-82 W 89-60 H
2-13-82 W 56-54 A
3-5-82 ACC W 56-54 N1
1-22-83 W 105-87 H
2-23-83 W-ot 85-83 A
1-21-84 W 74-73 A
2-21-84 W 77-70 H
1-19-85 L 62-82 A
2-20-85 W 69-66 H
1-11-86 W 83-81 A
2-22-86 W 82-69 H
1-31-87 L 83-89 A
2-14-87 L-ot 90-94 H
1-10-88 W 77-75 H
2-21-88 L 62-65 A
1-11-89 L 70-88 A
2-18-89 W 85-83 H
3-10-89 ACC W 90-73 N2
1-9-90 L 70-76 H
2-10-90 L 63-74 A
3-10-90 ACC W 69-66 N3
1-8-91 W 82-78 A
2-16-91 W 57-47 H
1-22-92 L 48-51 A
2-29-92 W 69-49 H
1-13-93 W 100-82 H
2-13-93 W 83-78 A
1-12-94 W 64-57 A
2-12-94 W 52-44 H
1-11-95 W 61-37 H
2-11-95 W 62-44 A
1-10-96 L 79-89 A
2-10-96 W 62-51 H
12-7-96 L 52-62 H
2-15-97 L 65-71 A
1-20-98 L 52-69 A
2-21-98 W-ot 78-74 H
1-17-99 W 65-58 H
2-17-99 L 65-88 A
1-15-00 W 98-91 A
2-15-00 W 76-62 H
1-27-01 W 104-76 A
2-28-01 W 84-65 H
1-8-02 L 52-68 A
2-10-02 W 85-71 H
1-18-03 L 77-78 A
2-18-03 L 64-73 H
1-20-04 W 61-50 H
2-21-04 W 58-55 A
3-11-04 ACC W-ot 83-79 N1
1-22-05 W 81-79 H
1-7-06 W 64-58 H
2-25-06 L 64-90 A
1-28-07 W 64-63 A
2-7-08 L 51-82 H
2-15-09 W-ot 85-81 H
3-3-09 L 57-75 A
2-20-10 L 49-72 A
2-2-11 W 49-47 H
1-31-12 W 65-61 H
2-14-12 L 48-60 A
1-12-13 L 44-59 A
2-7-13 W 78-41 H
2-15-14 W 63-58 A
1-13-15 W 65-42 H
1-19-16 W 69-62 H
3-1-16 W 64-57 A1
1-14-17 W 77-73 A

ALL-TIME VS. OPPONENTS



1-23-18	W	61-36	H
3-9-18 ^{ACC}	W	64-58	N4
1-12-19	W	63-43	A
2-5-20	W	51-44	H
1-16-21	W	85-50	A

N1-Greensboro, N.C.; N2-Atlanta, Ga.;
N3-Charlotte, N.C.; N4-Brooklyn, N.Y.;
A1-Greenville, S.C.

CLEVELAND STATE

Overall: 2-0

Home: 1-0 (1-0 JPJ)

11-25-09	W	76-65	N1
----------	---	-------	----

12-18-14	W	70-54	H
----------	---	-------	---

N1-Cancun, Mexico

COASTAL CAROLINA

Overall: 3-0

Home: 2-0

11-20-00	W	117-78	H
----------	---	--------	---

12-22-03	W	89-74	H
----------	---	-------	---

3-21-14 ^{NCAA}	W	70-59	N1
-------------------------	---	-------	----

N1-Raleigh, N.C.

COLUMBIA

Overall: 3-0

Home: 2-0 (1-0 JPJ)

12-28-66	W	112-88	N1
----------	---	--------	----

11-27-87	W	83-58	H
----------	---	-------	---

11-16-19	W	60-42	H
----------	---	-------	---

N1-Starrs, Conn.

CONNECTICUT

Overall: 2-6

Home: 0-3

Road: 1-3

1-2-65	W	68-63	N1
--------	---	-------	----

12-30-66	L	79-100	A
----------	---	--------	---

12-6-87	W	72-59	A1
---------	---	-------	----

12-10-88	L	61-68	H
----------	---	-------	---

11-29-93	L	36-77	H
----------	---	-------	---

1-28-96	L	46-76	A1
---------	---	-------	----

12-23-96	Lot	61-64	A
----------	-----	-------	---

12-10-97	L	63-74	H
----------	---	-------	---

N1-Buffalo, N.Y.; A1 - Hartford, Conn.

COPPIN STATE

Overall: 2-0

Home: 2-0 (1-0 JPJ)

12-9-93	W	63-61	H
---------	---	-------	---

11-16-18	W	97-40	H
----------	---	-------	---

DARTMOUTH

Overall: 3-0

Home: 2-0

Road: 1-0

11-25-88	W	99-73	H
----------	---	-------	---

1-2-00	W	89-50	H
--------	---	-------	---

12-30-00	W	102-56	A
----------	---	--------	---

DAVIDSON

Overall: 13-4

Home: 8-2 (2-0 JPJ)

Road: 2-0 (1-0 Belk)

2-2-21	W	47-23	H
--------	---	-------	---

2-15-29	W	38-27	H
---------	---	-------	---

2-1-34	W	43-25	H
--------	---	-------	---

2-18-36	W	33-28	H
---------	---	-------	---

1-11-64	L	62-64	N1
---------	---	-------	----

12-22-64	L	74-86	N1
----------	---	-------	----

1-2-67	L	71-75	H
--------	---	-------	---

1-23-74	L	63-64	H
---------	---	-------	---

1-13-75	W	58-56	N1
---------	---	-------	----

1-5-76	W	72-51	A
1-3-77	W	67-48	H
11-24-84	W	69-65	N2
12-1-89	W	71-57	A
1-21-91	W	71-47	H
11-16-13	W	70-57	N1
12-30-14	W	83-72	H
12-16-17	W	80-60	H

N1-Charlotte, N.C.; N2-Kona, Hawaii

DAYTON

Overall: 3-0

Home: 1-0

Road: 1-0

2-16-87	W	74-67	A
---------	---	-------	---

12-9-87	W	69-50	H
---------	---	-------	---

11-22-18	W	66-59	N1
----------	---	-------	----

N1-Nassau, Bahamas

DELAWARE

Overall: 10-2

Home: 7-2 (0-1 JPJ)

Road: 3-0 (1-0 Carpenter)

2-21-21	W	26-22	H
---------	---	-------	---

1-29-62	L	88-89	H
---------	---	-------	---

1-22-76	W	78-65	H
---------	---	-------	---

1-20-77	W	74-71	H
---------	---	-------	---

1-11-78	W	71-59	A
---------	---	-------	---

1-15-79	W	99-81	H
---------	---	-------	---

1-7-80	W	82-55	H
--------	---	-------	---

1-5-81	W	88-69	A
--------	---	-------	---

12-30-96	W	76-66	H
----------	---	-------	---

11-25-97	W	64-57	A
----------	---	-------	---

12-27-98	W	72-64	H
----------	---	-------	---

11-13-12	L	53-59	H
----------	---	-------	---

DENVER

Overall: 1-0

12-28-73	W	81-80	N1
----------	---	-------	----

N1 - Las Vegas, Nev.

DEPAUL

Overall: 0-2

3-13-76 ^{NCAA}	L	60-69	N1
-------------------------	---	-------	----

3-13-86 ^{NCAA}	L	68-72	N2
-------------------------	---	-------	----

N1-Charlotte, N.C.; N2-Greensboro, N.C.

DRAKE

Overall: 1-0

11-21-11	W	60-52	N1
----------	---	-------	----

N1 - St. Thomas, USVI

DREXEL

Overall: 2-0

Home: 1-0

11-20-07	W	72-58	H
----------	---	-------	---

11-19-11	W	49-35	N1
----------	---	-------	----

N1 - St. Thomas, USVI

DUKE

Overall: 52-122

Home: 35-40 (3-6 JPJ)

Road: 11-59 (9-54 Cameron)

2-23-11	W	24-18	A
---------	---	-------	---

2-6-13	W	33-11	H
--------	---	-------	---

2-10-14	W	51-21	N1
---------	---	-------	----

2-1-15	W	52-14	H
--------	---	-------	---

2-23-15	W	51-24	N1
---------	---	-------	----

2-11-16	W	34-31	H
---------	---	-------	---

2-15-17	L	34-37	H
---------	---	-------	---

2-14-18	L	25-32	H
---------	---	-------	---

2-24-19	W	44-14	H
---------	---	-------	---

2-23-20	W	28-20	H
2-17-21	W	34-15	H
2-25-21	L	22-24	A
2-10-23	W	28-25	H
2-23-23	L	24-37	A
2-5-27	W	34-24	A
2-8-27	L	26-36	H
2-17-28	W	44-34	H

1-10-29	W	35-23	H
1-8-30	L	32-65	H
2-5-31	L	31-43	H
2-24-33 ^{SoCon}	L	24-38	N1

1-20-34	L	17-26	A
---------	---	-------	---

1-14-35	L	20-30	A
---------	---	-------	---

2-26-35	L	32-39	N1
---------	---	-------	----

1-11-36	L	29-45	A
---------	---	-------	---

2-10-36	L	28-44	H
---------	---	-------	---

12-16-44	L	44-56	N2
----------	---	-------	----

12-15-45	L	38-48	N2
----------	---	-------	----

12-14-46	L	34-47	N2
----------	---	-------	----

12-13-47	W	49-39	H
----------	---	-------	---

2-19-47	L	48-57	A
---------	---	-------	---

12-11-48	L	37-47	N2
----------	---	-------	----

12-10-49	L	61-82	N3
----------	---	-------	----

12-9-50	L	57-77	N3
---------	---	-------	----

1-2-54	L	64-86	A
--------	---	-------	---

3-4-54 ^{ACC}	L	68-96	N1
-----------------------	---	-------	----

1-15-55	L	89-109	A
---------	---	--------	---

2-22-55	L	92-106	H
---------	---	--------	---

3-4-55 ^{ACC}	L-ot	77-90	N1
-----------------------	------	-------	----

2-9-56	L	59-74	A
--------	---	-------	---

2-21-56	L	58-92	H
---------	---	-------	---

2-19-57	W	90-81	H
---------	---	-------	---

2-27-57	L	66-81	A
---------	---	-------	---

1-30-58	L	71-88	A
---------	---	-------	---

2-25-58	W-3ot	70-68	H
---------	-------	-------	---

1-15-59	W	86-67	H
---------	---	-------	---

2-20-59	L	63-71	A
---------	---	-------	---

2-16-60	L	66-78	A
---------	---	-------	---

2-22-60	L	63-79	H
---------	---	-------	---

1-11-61	L-ot	90-92	H
---------	------	-------	---

2-20-61	L	66-77	A
---------	---	-------	---

3-2-61 ^{ACC}	L	54-89	N1
-----------------------	---	-------	----

2-10-62	L	75-101	A
---------	---	--------	---

2-19-62	L	71-97	H
---------	---	-------	---

1-2-63	L	65-82	A
--------	---	-------	---

2-13-63	L	74-79	H
---------	---	-------	---

2-28-63 ^{ACC}	L	70-89	N1
------------------------	---	-------	----

12-19-63	L	73-84	A
----------	---	-------	---

2-10-64	L	59-80	H
---------	---	-------	---

12-19-64	L	91-104	H
----------	---	--------	---

2-11-65	L	72-136	A
---------	---	--------	---

12-18-65	L	72-75	H
----------	---	-------	---

2-12-66	L	55-81	A
---------	---	-------	---

12-16-66	L	82-98	A
----------	---	-------	---

2-1-67	L	77-100	H
--------	---	--------	---

3-9-67 ^{ACC}	L	78-99	N4
-----------------------	---	-------	----

12-13-67	L	61-103	A
----------	---	--------	---

2-1-68	L	78-90	H
--------	---	-------	---



ALL-TIME VS. OPPONENTS

FLORIDA STATE

Overall: 26-27
Home: 15-10 (6-4 JPJ)
Road: 8-17 (8-17 Tucker)

1-4-92	W-ot	77-68	A
2-13-92	L	63-64	H
1-6-93	W	80-76	H
2-8-93	L	84-99	A
1-6-94	W	84-64	H
2-6-94	L	64-100	A
1-4-95	W	81-75	A
2-4-95	W-ot	76-63	H
1-3-96	L	64-69	H
2-3-96	W	64-59	A
1-8-97	W	64-61	A
2-1-97	W	73-60	H
2-4-98	L	63-71	H
2-28-98	L	63-88	A
12-1-98	L	69-72	H
1-30-99	W	67-60	A
1-26-00	W	86-81	H
2-26-00	L	64-71	A
1-16-01	W	89-71	H
2-17-01	W	69-66	A
1-20-02	W	91-74	H
2-20-02	L	59-66	A
1-29-03	W	85-72	H
3-1-03	L	59-73	A
1-18-04	W-ot	76-67	H
2-17-04	L	57-76	A
2-9-05	W	56-55	H
3-6-05	L	63-68	A
1-11-06	L-ot	82-87	H
2-18-06	L	62-76	A
2-17-07	W	73-70	H
1-23-08	L	67-69	A
1-24-09	L	62-73	H
2-10-09	L	57-68	A
2-17-10	L	50-69	H
2-12-11	L	56-63	A
2-4-12	L	55-58	A
3-1-12	L	60-63	H
1-19-13	W	56-36	H
3-7-13	L	51-53	A
1-4-14	W	62-50	A
1-18-14	W	78-66	H
3-14-14	ACC W	64-51	N1
2-22-15	W	51-41	H
3-12-15	W	58-44	N1
1-17-16	L	62-69	A
12-31-16	L	58-60	H
2-7-18	W	59-55	A
1-5-19	W	65-52	H
3-15-19	ACC L	59-69	N2
1-15-20	L	50-54	A
1-28-20	W	61-56	H
2-15-21	L	60-81	A

N1-Greensboro, N.C.; N2-Charlotte, N.C.

FORDHAM

Overall: 0-3
Home: 0-2
Road: 0-1

2-21-24	L	24-37	H
2-4-50	L	44-73	A
12-7-05	L	60-62	H

FURMAN

Overall: 1-0
Home: 1-0

12-8-04	W	79-67	H
---------	---	-------	---

GARDNER-WEBB

Overall: 2-0
Home: 1-0

12-19-02	W	72-65	H
3-22-19	NCAA W	71-56	N1

N1-Columbia, S.C.

GEORGE MASON

Overall: 8-1
Home: 6-0 (1-0 JPJ)
Road: 1-1 (1-1 Patriot Center)

11-29-81	W	76-57	H
11-26-83	W	87-63	H
12-7-86	W	73-58	H
1-28-95	W	128-98	H
11-30-96	W	106-93	A
11-22-97	W	60-45	H
12-6-11	W	68-48	H
11-9-12	L	59-63	A
11-22-15	W	83-66	N1

N1-Charleston, S.C.

GEORGETOWN

Overall: 11-12
Home: 6-5
Road: 3-7

2-9-07	L	11-22	A
2-1-08	L	19-42	H
2-8-08	L	12-64	A
1-30-09	L	24-35	H
2-27-09	L	25-45	H
2-2-10	L	20-32	A
2-26-10	W	27-26	H
2-3-11	W	38-19	H
2-17-11	L	23-35	A
1-27-12	L	16-34	A
2-12-12	W	35-12	H
3-1-12	L	16-21	A
1-31-13	W	22-16	H
2-15-13	L	19-26	A
2-10-53	W	76-75	H
2-13-54	W	85-78	A
12-27-72	W	72-58	N1
3-8-78	NIT L	68-70	H
12-11-82	W	68-63	A
12-5-91	W-3ot	76-66	N2
3-15-00	NIT L-3ot	111-115	H
12-20-01	W	61-55	A
12-28-02	W	79-75	H

N1-St. Louis, Mo.; N2-Greensboro, N.C.

GEORGE WASHINGTON

Overall: 27-24
Home: 17-10 (2-0 JPJ)
Road: 10-13 (2-1 Smith)

1-26-07	W	18-17	H
2-7-07	L	23-26	A
2-7-08	W	22-10	A
2-29-08	W	36-10	H
2-12-10	W	48-16	H
2-18-13	W	43-18	A
1-12-14	W	43-7	H
2-26-14	W	41-16	A
1-11-15	W	41-12	H
2-26-15	W	27-19	A
1-15-16	W	51-25	H
2-24-16	W	26-20	A
2-5-21	W	30-23	A
2-11-22	W	19-16	A
2-12-23	W	26-13	H
2-3-40	L-ot	32-35	H

2-19-41	L	33-44	A
2-3-42	L	36-54	H
1943	L	43-49	A
1946	W	67-35	H
1947	L	39-41	H
1947	L	56-57	A
12-11-47	L	49-55	H
1-7-48	L	55-61	A
12-20-48	W	67-53	H
2-2-49	L	50-62	A
12-17-49	W	68-64	A
2-21-50	L	57-64	H
12-15-50	L	56-58	A
2-22-51	L	69-72	H
12-7-51	L	60-62	A
1-30-52	W	78-66	H
2-19-53	L	76-98	H
2-27-53	L	95-110	A
12-29-53	L	72-97	N1
1-21-54	L	72-73	H
1-21-61	L	77-86	H
2-5-62	L	75-82	A
12-7-68	L	84-98	H
2-17-70	L-ot	84-87	A
1-12-72	W	97-76	H
1-19-74	L	67-73	A
1-21-81	W	86-56	H
1-20-82	W	80-54	A
1-26-83	W	59-44	H
12-6-83	W	65-55	A
2-4-85	W	51-42	H
3-17-04	NIT W	79-66	H
11-21-14	W	59-42	H
11-16-15	L	73-68	A
11-11-18	W	76-57	H

N1-Alexandria, Va.

GEORGIA

Overall: 3-4
Home: 2-2
Road: 0-1

1-18-26	W	41-31	H
1-20-27	L	22-29	H
1-16-29	L	32-40	H
2-27-32	SoCon L	19-40	N1
2-6-33	W	31-17	H
1947	L	55-62	A
12-24-87	W	87-54	N2

N1-Atlanta, Ga.; N2-Honolulu, Hawaii

GEORGIA TECH

Overall: 45-40
Home: 25-11 (9-1 JPJ)
Road: 15-24 (4-2 McCamish)

12-20-47	L	48-50	A
12-1-69	L	49-72	A
1-16-71	W	89-84	H
12-1-79	W	55-37	H
2-9-80	L	61-62	A
1-17-81	W	85-48	A
2-16-81	W	83-42	H
3-5-81	ACC W	76-47	N1
1-16-82	W	79-60	H
2-15-82	W	56-52	A
1-17-83	W	66-52	A
2-14-83	W	92-69	H
3-12-83	ACC W	96-67	N2
1-23-84	L-3ot	71-72	A
2-7-84	W	91-58	H
1-21-85	L	46-49	A
2-16-85	W	62-55	H
3-8-85	ACC L	48-55	N2
1-4-86	L	61-64	H

2-15-86	L	55-62	A
1-22-87	W	61-58	A
2-18-87	W	60-58	H
3-6-87	ACC W	55-54	N1
1-23-88	W	58-55	H
2-25-88	L	71-76	A
2-6-89	W	78-71	H
2-22-89	L	65-73	A
1-21-90	W-ot	81-79	H
2-22-90	W	73-71	A
3-11-90	ACC L	61-70	N3
1-19-91	L	51-78	A
2-19-91	L	60-73	H
1-14-92	L	71-75	A
2-22-92	L	49-52	H
3-13-92	ACC L	56-58	N3
1-23-93	L	71-75	H
2-23-93	L	61-73	A
1-23-94	L	70-74	A
2-22-94	W-ot	73-72	H
1-22-95	W-2ot	88-85	H
2-22-95	W	83-60	A
3-10-95	ACC W	77-67	N4
1-20-96	L	70-90	A
2-21-96	L	75-84	H
1-22-97	W	68-64	H
2-6-97	L	53-66	A
1-15-98	L	65-83	H
2-14-98	L	86-105	A
1-23-99	L	65-77	H
2-25-99	L-ot	68-74	A
1-8-00	W	83-65	H
2-9-00	L	47-68	A
1-9-01	L	68-73	H
1-21-01	L	56-62	A
3-9-01	ACC L	69-74	N5
1-22-02	W	69-65	A
2-23-02	L	80-82	H
2-1-03	L	60-80	A
3-5-03	L	73-90	H
1-15-04	L	57-75	A
2-14-04	W	82-80	H
1-8-05	L	69-92	A
12-4-05	L	54-63	A
1-24-07	W	75-69	H
1-27-08	L-ot	82-92	H
3-3-08	W	76-74	A
3-13-08	ACC L	76-94	N3
12-28-08	W-ot	88-84	A
1-13-10	W	82-75	H
1-22-11	W	72-64	H
2-23-11	W	62-56	A
1-19-12	W	70-38	A1
2-3-13	L	60-66	A
2-24-13	W	82-54	H
2-8-14	W	64-45	A
1-22-15	W	57-28	H
1-9-16	L	64-68	A
3-10-16	ACC W	72-52	N6
1-21-17	W	62-49	H
1-18-18	W	64-48	A
2-21-18	W	65-54	H
2-27-19	W	81-51	H
1-18-20	W	63-58	A
1-23-21	W	64-62	H
2-10-21	W	57-49	A

N1-Landover, Md.; N2-Atlanta, Ga. (Omni); N3-Charlotte, N.C.; N4-Greensboro, N.C.; N5-Atlanta, Ga. (Georgia Dome); A1-Phillips Arena; N6-Washington, D.C.

GONZAGA

Overall: 1-3
Home: 1-0 (1-0 JPJ)
Road: 0-1

3-16-01	NCAA L	85-86	N1
12-17-05	L	69-80	A
1-3-07	W	108-87	H
12-26-21	L	98-75	N2

N1-Memphis, Tenn.; N2-Fort Worth, Texas

GRAMBLING STATE

Overall: 2-0
Home: 2-0 (1-0 JPJ)

12-30-01	W	112-67	H
11-22-16	W	90-34	H

GREEN BAY

Overall: 2-1
Home: 2-0 (2-0 JPJ)
Road: 0-1 (0-1 Resch)

11-25-11	W	68-42	H
12-1-12	W	67-51	H
12-7-13	L	72-75	A

HAMPTON

Overall: 9-0
Home: 7-0 (5-0 JPJ)
Road: 1-0

11-25-98	W	116-66	H
12-10-99	W	102-56	A
12-16-06	W	91-69	H
12-19-07	W	79-65	H
12-23-08	W	74-48	H
12-23-09	W	80-54	H
11-26-13	W	69-40	H
3-17-16	NCAA W	81-45	N1
12-22-17	W	82-48	H

N1-Raleigh, N.C.

HARTFORD

Overall: 3-0
Home: 3-0 (1-0 JPJ)

1-2-86	W	73-54	H
12-31-05	W	71-62	H
12-30-07	W	78-70	H

HARVARD

Overall: 1-0
Home: 1-0 (1-0 JPJ)

12-21-14	W	76-27	H
----------	---	-------	---

HIGH POINT

Overall: 1-0
Home: 1-0

11-30-03	W	79-64	H
----------	---	-------	---

HOFSTRA

Overall: 1-2
Home: 1-1
Road: 0-1

12-15-51	L	49-66	H
2-9-76	W	91-83	

ALL-TIME VS. OPPONENTS



HOUSTON

Overall: 3-3

Home: 1-0

Road: 0-2

12-16-82 W 72-63 N1

2-18-84 L 65-74 A

3-31-84 L-ot 47-49 N2

11-23-85 W 92-77 N3

2-7-88 L 58-81 A

12-9-89 W 72-54 H

N1- Tokyo, Japan; N2- Seattle, Wash.; N3- Landover, Md.

HOWARD

Overall: 4-0

Home: 4-0 (1-0 JPJ)

12-12-92 W 100-64 H

11-21-01 W 115-66 H

11-14-07 W 92-53 H

1-4-11 W 84-63 H

INDIANA

Overall: 1-2

Road: 0-1

12-1-62 L 59-90 A

3-24-84 NCAA W 74-60 N1

11-27-02 L 63-70 N2

N1- Atlanta, Ga.; N2- Lahaina, Maui, Hawaii

IONA

Overall: 1-0

3-16-84 NCAA W 58-57 N1

N1- East Rutherford, N.J.

IOWA

Overall: 1-2

Home: 0-1 (0-1 JPJ)

3-13-97 NCAA L 60-73 N1

3-27-13 NIT L 64-75 H

11-25-16 W 74-41 N2

N1- Salt Lake City, Utah; N2- Niceville, Fla.

IOWA STATE

Overall: 2-2

Home: 1-1 (0-1 JPJ)

Road: 0-1 (0-1 Hilton)

12-31-03 W 85-74 H

12-6-04 L 79-81 A

12-30-10 L 47-60 H

3-25-16 NCAA W 84-71 N1

N1- Chicago, Ill.

JACKSONVILLE

Overall: 3-0

Home: 2-0

Road: 1-0

1-19-87 W 82-81 A

2-1-88 W 77-52 H

12-19-88 W 86-81 H

JAMES MADISON

Overall: 11-0

Home: 7-0 (1-0 JPJ)

Road: 3-0 (2-0 Convocation)

11-25-77 W 83-63 H

11-24-78 W 71-58 H

12-30-80 W 53-52 A

12-30-81 W 57-44 N1

1-2-82 W 73-65 H

12-1-82 W 51-34 A

12-3-83 W 53-50 H

12-16-03 W 90-80 H

11-8-13 W 61-41 H

11-14-14 W 79-51 A

11-10-19 W 65-34 H

N1- Richmond, Va.

KANSAS

Overall: 1-2

3-24-95 NCAA W 67-58 N1

11-29-95 L 66-72 N2

11-27-96 L 63-80 N3

N1- Kansas City, Mo.; N2- Auburn Hills, Mich.; N3- Lahaina, Maui, Hawaii

KENT STATE

Overall: 2-0

Home: 2-0 (1-0 JPJ)

12-4-74 W 58-40 H

12-4-20 W-ot 71-64 H

KENTUCKY

Overall: 3-6

Home: 2-2

Road: 0-4

1-22-14 W 39-23 H

2-13-22 W 32-30 H

2-14-24 L 16-29 A

1-16-28 L 28-31 H

1-2-62 L 73-93 A

11-30-63 L 64-75 A

12-4-65 L 73-99 H

12-3-66 L 84-104 A

11-26-02 W 75-61 N1

N1- Lahaina, Maui, Hawaii

LAFAYETTE

Overall: 2-1

Home: 2-0

3-17-72 NIT L 71-72 N1

3-5-80 W 67-56 H

11-25-83 W 71-59 H

N1- New York, N.Y.

LAMAR

Overall: 1-0

Home: 1-0 (1-0 JPJ)

11-19-12 W 63-44 H

LA SALLE

Overall: 1-2

Home: 0-0 (0-0 JPJ)

Road: 1-1 (1-0 Gola)

1-10-48 L 59-67 A

12-27-57 L 64-72 N1

11-28-14 W 64-56 N2

N1- Richmond, Va; N2- Brooklyn, N.Y.

LEHIGH

Overall: 3-0

Home: 3-0 (2-0 JPJ)

12-11-73 W 87-60 H

11-25-15 W 80-54 H

12-2-17 W 75-54 H

LIBERTY

Overall: 7-2

Home: 7-2 (1-1 JPJ)

12-30-93 W 62-49 H

12-30-95 W 76-48 H

12-18-96 W 67-54 H

1-7-98 L 64-69 H

12-8-98 W 95-70 H

12-30-02 W 77-58 H

11-18-05 W 79-44 H

11-25-08 L 82-86 H

11-23-13 W 75-53 H

LONG BEACH STATE

Overall: 1-0

11-20-15 W 87-52 N1

N1- Charleston, S.C.

LONG ISLAND

Overall: 3-0

Home: 2-0

12-27-85 W 71-52 N1

11-17-00 W 96-50 H

11-22-02 W 90-86 H

N1- Rochester, N.Y.

LONGWOOD

Overall: 6-0

Home: 6-0 (5-0 JPJ)

2-15-06 W 91-56 H

2-13-07 W 90-49 H

12-7-07 W 76-57 H

12-17-08 W 90-61 H

11-13-09 W 85-72 H

12-3-11 W 86-53 H

LOUISIANA-MONROE

Overall: 1-0

Home: 1-0

3-7-79 NIT W 79-78 H

LSU

Overall: 3-0

Home: 1-0 (1-0 JPJ)

Road: 1-0 (1-0 Assembly)

3-30-81 NCAA W 78-74 N1

1-2-11 W 64-50 H

1-2-12 W 57-52 A

N1- Philadelphia, Pa.

LOUISVILLE

Overall: 17-5

Home: 8-1 (6-0 JPJ)

Road: 8-4 (5-2 KFC Yum!)

2-13-24 W 41-26 A

1947 L 43-69 A

1-24-82 W 74-56 A

1-29-83 W 98-81 H

2-11-84 W 50-45 A

2-9-85 W 74-65 H

1-4-89 L 71-74 A

2-17-90 L 56-72 H

2-7-15 W 52-47 H

3-7-15 L 57-59 A

1-30-16 W 63-47 A

3-5-16 W 68-46 H

12-28-16 W 61-53 A

2-6-17 W 71-55 H

1-31-18 W 74-64 H

3-1-18 W 67-66 A

3-8-18 ACC W 75-58 N1

2-23-19 W 64-52 A

3-9-19 W 73-68 H

2-8-20 L 73-80 A

3-7-20 W 57-54 H

3-6-21 W 68-58 A

N1- Brooklyn, N.Y.

LOYOLA (Md.)

Overall: 7-0

Home: 5-0

Road: 2-0

2-28-14 W 34-33 A

2-13-15 W 48-26 H

11-30-84 W 72-60 H

1-2-97 W 67-61 H

12-30-98 W 89-70 A

12-8-99 W 98-67 H

12-23-05 W 98-59 H

LOYOLA (Ill.)

Overall: 1-0

12-28-85 W 71-70 N1

N1- Rochester, N.Y.

LOYOLA MARYMOUNT

Overall: 2-0

Home: 1-0

Road: 1-0

12-19-03 W 76-68 A

12-23-04 W-ot 79-77 H

MAINE

Overall: 1-0

11-27-19 W 46-26 H

MANHATTAN

Overall: 1-0

3-19-93 NCAA W 78-66 N1

N1- Syracuse, N.Y.

MARQUETTE

Overall: 3-1

Home: 1-0

Road: 2-1

12-28-74 L 55-73 A

11-26-88 W 80-63 H

2-3-90 W-ot 96-91 A

1-2-91 W 94-88 A

MARSHALL

Overall: 7-2

Home: 5-0 (1-0 JPJ)

Road: 2-1

3-19-29 W 46-32 H

1946 W 56-39 H

12-29-54 L 98-103 N1

1-3-62 W 65-63 A

12-20-67 L 89-97 A

11-25-89 W 83-63 H

12-20-90 W 74-60 A

1-19-92 W 73-53 H

12-31-18 W 100-64 H

N1- Fayetteville, W.Va.

MARYLAND

Overall: 76-107

Home: 46-41 (6-2 JPJ)

Road: 26-61 (7-7 Xfinity)

1-24-13 W 65-1 H



ALL-TIME VS. OPPONENTS

2-20-64	W	79-73	H
12-5-64	W	61-59	H
2-17-65	L	47-52	A
1-5-66	W	65-62	A
2-16-66	L	64-71	H
12-13-66	L	65-85	H
2-13-67	L	76-87	A
2-13-68	L	76-85	A
2-28-68	W	70-68	H
1-30-69	W	78-77	A
2-15-69	W	84-78	H
2-11-70	W	71-69	H
2-28-70	L	71-79	A
2-10-71	W	78-63	H
3-6-71	L-ot	84-89	A
12-8-71	W	78-57	H
3-4-72	L	42-45	A
3-10-72	ACC	57-62	N3
1-9-73	L	74-93	A
3-3-73	L	81-92	H
2-6-74	L	81-88	H
3-2-74	L	75-110	A
2-4-75	L	79-86	A
2-19-75	L	51-70	H
2-4-76	L	66-69	H
2-28-76	L	73-81	A
3-5-76	ACC	73-65	N4
2-2-77	L	67-82	A
2-26-77	W	77-68	H
2-1-78	W	66-64	H
2-25-78	W	79-70	A
1-31-79	W	69-63	A
2-24-79	W	75-72	H
1-30-80	L	61-63	H
2-23-80	L	71-82	A
1-14-81	W	66-64	A
2-28-81	W	74-63	H
3-6-81	ACC	62-85	N4
1-12-82	W-ot	45-40	H
2-27-82	L-ot	46-47	A
1-8-83	W	83-64	A
3-6-83	W	83-81	H
1-31-84	L	66-67	H
3-4-84	L	65-74	A
1-30-85	L	58-71	A
3-3-85	L	55-60	H
1-19-86	W	70-49	H
3-1-86	L	72-87	A
1-10-87	W	71-64	A
3-1-87	W	82-77	H
1-20-88	W	84-72	H
3-5-88	L	63-69	A
1-17-89	W-ot	64-58	A
3-5-89	W	86-59	H
1-17-90	L	72-74	H
3-3-90	L	74-89	A
1-16-91	W	76-62	A
3-2-91	L-ot	74-78	H
1-29-92	W	82-75	H
3-7-92	W	76-74	A
2-4-93	W	70-68	A
3-6-93	W	88-74	H
2-2-94	W	73-66	H
3-5-94	L	68-70	A
3-11-94	ACC	69-63	N5
2-1-95	L	62-71	A
3-5-95	W	92-67	H
2-1-96	L	72-80	H
3-2-96	L	71-83	A
1-4-97	L	62-78	A
3-2-97	W	81-74	H
2-1-98	L	70-77	A
2-24-98	L	66-74	H

1-7-99	L	66-71	H
2-6-99	L	72-88	A
2-2-00	L	79-91	A
3-4-00	W-ot	89-87	H
1-31-01	W	99-78	H
3-3-01	L	67-102	A
1-31-02	L	87-91	H
3-3-02	L	92-112	A
2-6-03	W	86-78	A
3-9-03	W-ot	80-78	H
2-4-04	L	67-71	H
3-7-04	L	61-70	A
1-19-05	L	68-82	A
2-19-05	L-2ot	89-92	H
2-7-06	L	65-76	A
3-5-06	L	70-71	H
1-16-07	W	103-91	H
2-6-07	W	69-65	A
1-30-08	L	75-85	A
3-9-08	W	91-76	H
1-20-09	L	78-84	A
3-7-09	W	68-63	H
2-15-10	L	66-85	A
3-6-10	L	68-74	H
1-27-11	L	42-66	H
3-5-11	W	74-60	A
2-18-12	W	71-44	H
3-4-12	W-ot	75-72	A
2-10-13	W	80-69	A
3-10-13	W-ot	61-58	H
2-10-14	W	61-53	H
3-9-14	L-ot	69-75	A
12-3-14	W	76-65	A
11-28-18	W	76-71	A

N1-Raleigh, N.C.; N2-Owensboro, Ky.; N3-Greensboro, N.C.; N4-Landover, Md.; N5-Charlotte, N.C.

UMBC
Overall: 3-1
Home: 2-0
Road: 1-0
12-21-96 W 57-34 H
12-23-00 W 85-69 H
12-28-05 W 77-66 N1
3-25-18 NCAA L 54-74 N2

N1-Richmond, Va.; N2-Charlotte, N.C.

MD-EASTERN SHORE
Overall: 2-0
Home: 2-0 (2-0 JPJ)
11-26-06 W 104-63 H
12-27-11 W 69-42 H

MASSACHUSETTS
Overall: 3-0
3-21-93 NCAA W 71-56 N1
11-26-96 W 75-68 N2
11-23-19 W 58-46 N3

N1-Syracuse, N.Y.; N2-Lahaina, Maui, Hawaii; N3-Uncasville, Conn.

MEMPHIS
Overall: 1-0
3-23-14 NCAA W 78-60 N1

N1-Raleigh, N.C. (PNC Arena)

MIAMI (Fla.)
Overall: 13-12
Home: 8-4 (5-2 JPJ)
Road: 3-7 (3-6 Watsco)
2-10-66 L 75-80 A
12-10-66 L 78-80 H
1-12-05 L 80-91 H
3-10-05 ACC W 66-65 N1

1-24-06	W	71-51	H
2-3-07	W	81-70	H
2-21-07	L	60-68	A
3-1-08	L	93-95	A
2-26-09	L	55-62	H
1-16-10	W	75-57	H
2-23-10	L	62-74	A
2-5-11	L-ot	68-70	A
3-10-11	ACC	L-ot 62-69	N2
1-7-12	W	52-51	H
2-19-13	L	50-54	A
2-26-14	W	65-40	H
1-3-15	W-2ot	89-80	A
1-12-16	W	66-58	H
2-22-16	L	61-64	A
3-11-16	ACC	W 73-68	N1
2-20-17	L-ot	48-54	H
2-13-18	W	59-50	A
2-2-19	W	56-46	H
3-4-20	W	46-44	A
3-1-21	W	62-51	H

N1-Washington, D.C.; N2-Greensboro, N.C.

MIAMI (OHIO)
Overall: 1-0
3-18-95 NCAA W 60-54 N1

N1-Dayton, Ohio

MICHIGAN
Overall: 2-2
Home: 2-0 (1-0 JPJA)
Road: 0-1 (0-0 Crisler)
12-28-51 L 52-66 A
3-13-80 NIT W 79-68 H
3-25-89 NCAA L 65-102 N1
11-29-11 W 70-58 H

N1-Lexington, Ky.

MICHIGAN STATE
Overall: 0-5
Away: 0-3
2-11-47 L 46-51 A
2-19-49 L 43-62 A
12-4-02 L 75-82 A
3-28-14 L 61-59 N1
3-22-15 L 54-60 N2

N1-New York, N.Y.; N2-Charlotte, N.C.

MIDDLE TENNESSEE
Overall: 2-0
3-18-89 NCAA W 104-88 N1
11-21-18 W 74-52 N2

N1-Nashville, Tenn.; N2-Nassau, Bahamas

MINNESOTA
Overall: 5-2
Home: 2-0
Road: 2-2
3-19-80 NIT W 58-55 N1
12-29-90 W 79-72 A
12-28-93 W 62-57 H
11-30-99 L 62-74 A
12-3-03 W 86-78 H
12-2-08 L 56-66 A
11-29-10 W 87-79 A

N1-New York, N.Y.

MISSISSIPPI
Overall: 1-1
2-28-25 L 24-32 N1
12-30-56 W 83-81 N2

N1-Atlanta, Ga.; N2-Owensboro, Ky.

MISSISSIPPI STATE
Overall: 1-2
2-25-28 SoCon L 28-44 N1
12-27-63 W 81-68 N2
12-29-88 L 84-86 N3

N1-Atlanta, Ga.; N2-Owensboro, Ky.; N3-New Orleans, La.

MISSISSIPPI VALLEY ST.
Overall: 1-0
Home: 1-0 (1-0 JPJ)
12-8-12 W 67-39 H

MISSOURI
Overall: 4-1
Home: 2-0
Road: 1-1
2-20-83 W 68-53 N1
2-9-86 W 64-62 A
1-7-87 W 66-50 H
1-20-01 W 85-72 H
2-3-02 L 77-81 A

N1-East Rutherford, N.J.

MISSOURI STATE
Overall: 1-0
11-30-13 W 83-63 N

N1-Corpus Christi, Tex.

MONMOUTH
Overall: 1-0
Home: 1-0 (1-0 JPJ)
11-19-17 W 73-53 H

MORGAN STATE
Overall: 4-0
Home: 4-0 (3-0 JPJ)
11-19-06 W 85-66 H
12-19-12 W 83-63 H
11-13-15 W 86-48 H
12-3-18 W 83-45 H

MOUNT SAINT MARY'S
Overall: 1-0
Home: 1-0
11-23-03 W 80-71 H

NAVY
Overall: 15-31
Home: 7-1 (2-0 JPJ)
Road: 8-30
2-5-10 L 6-55 A
2-18-11 L 10-50 A
2-23-16 L 26-35 A
1-31-17 L 17-39 A
1-25-19 L 16-57 A
1-21-20 L 15-34 A
2-5-21 L 17-30 A
2-17-26 L 26-45 A
2-16-27 L 19-33 A
2-8-30 L 38-55 A
1-14-31 L 21-36 A
1-9-32 L 24-25 A
2-8-33 L 38-47 A
2-7-34 L 20-34 A
2-6-35 W 25-24 A
2-5-36 W 26-25 A
1-21-37 L 25-35 A
1-12-38 L 14-36 A
2-4-39 W 39-36 A
1-24-40 W 29-26 A

2-1-41	L	34-42	A
2-7-42	L	37-51	A
1943	L	41-50	A
2-25-48	L	41-48	A
12-15-48	L	56-58	A
12-14-49	L	38-61	A
12-6-50	L	37-59	A
12-8-51	L	32-60	A
1-15-53	L	71-93	A
12-5-53	L	75-86	A
12-8-54	W	79-69	A
2-20-60	L	61-74	A
2-11-61	L	71-85	H
1-30-63	L	66-78	A
2-14-64	W	66-55	H
2-13-65	L	63-85	A
2-5-66	W	85-57	H
2-4-67	L	75-77	A
2-3-68	W	96-80	H
1-8-69	W	84-68	A
1-31-70	W	52-44	H
12-9-70	W	81-63	A
2-6-73	W	67-51	A
2-16-74	W	91-72	H
11-19-13	W	67-42	H
12-29-19	W	65-56	H

NEBRASKA
Overall: 0-1
12-27-97 L 65-80 N1

N1-Honolulu, Hawaii

NEW HAMPSHIRE
Overall: 1-0
Home: 1-0
12-5-99 W 93-52 H

NEW MEXICO
Overall: 2-0
3-27-92 NIT W 76-71 N1
3-18-94 NCAA W 57-54 N2

N1-Richmond, Va.; N2-Sacramento, Calif.

NEW MEXICO STATE
Overall: 0-1
12-30-97 L-ot 82-87 N1

N1-Honolulu, Hawaii

NEW ORELANS
Overall: 0-2
Home: 0-1
Road: 0-1
11-30-90 L 55-60 H
12-18-91 L 52-54 A

NICHOLLS STATE
Overall: 1-0
3-16-95 NCAA W 96-72 N1

N1-Dayton, Ohio

NJIT
Overall: 1-0
Home: 1-0 (1-0 JPJ)
12-21-09 W 68-37 H

NORFOLK STATE
Overall: 4-0
Home: 4-0 (4-0 JPJ)
12-20-10 W 50-49 H
3-19-13 NIT W 67-56 H
12-23-13 W 66-56 H
11-16-14 W 67-39 H

ALL-TIME VS. OPPONENTS



NORTH CAROLINA

Overall: 60-131

Home: 37-44 (6-4 JPJ)

Road: 9-66 (6-24 Smith)

2-24-11	W	18-15	A
3-1-11	W	26-17	H
2-10-13	W	30-19	N1
2-9-14	W	67-27	N1
3-4-14	W	66-23	H
2-8-15	W-ot	30-29	N1
2-18-15	W	43-26	H
2-7-16	W	30-24	N1
2-24-17	L	24-35	N2
2-19-18	W	45-35	N2
2-15-19	W	40-29	H
2-27-19	W	31-21	N1
2-7-20	W	40-25	H
2-27-20	W	37-31	N1
2-1-21	L	26-28	H
2-26-21	L	12-43	N1
2-20-22	W	31-29	H
2-24-23	L	16-39	A
2-9-24	L	20-33	H
2-21-25	L	15-26	A
2-4-26	L	16-47	H
2-27-26	SoCon	23-25	N3
2-4-27	L	13-42	A
1-23-28	L	21-37	A
2-6-28	L	22-26	H
1-29-29	L	20-28	A
2-7-29	L	25-40	H
2-7-30	L-ot	37-40	H
2-7-31	L	24-28	H
2-8-32	L-ot	24-26	H
1-19-34	L	35-44	A
1-29-34	L	23-24	H
3-1-34	SoCon	18-28	N1
1-15-35	L	20-36	A
1-13-36	L	25-38	A
1-24-36	W-ot	33-30	H
3-5-36	SoCon	21-39	N1
1-26-37	L	15-33	A
2-5-37	L	22-45	H
1-12-39	W	37-29	H
2-13-39	L	37-48	A
2-5-40	W	44-25	N4
1-2-43	W	50-45	N2
1-5-44	W	39-36	H
1-13-45	L	35-42	N2
1-11-46	L	32-44	H
1-21-47	L	38-63	A
1-16-54	L	66-78	A
2-8-54	W	83-69	H
1-11-55	L	87-96	H
2-11-55	W	98-73	N5
1-10-56	L	65-101	A
2-11-56	L	72-83	H
3-1-56	ACC	77-81	N1
1-12-57	L	90-102	A
2-11-57	L	59-68	H
1-9-58	L	66-82	A
2-11-58	L	66-73	H
12-8-58	L	61-83	A
2-25-59	W	69-68	H
1-16-60	L	57-76	N5
2-25-60	L	58-97	A
3-3-60	ACC	63-84	N1
12-6-60	L	47-81	A
1-14-61	L	70-92	H
12-2-61	L	46-80	A
1-13-62	L	71-100	N5
1-19-63	L	81-86	H
2-20-63	L	73-85	A

2-3-64	L	76-89	A
2-24-64	W	79-64	H
1-16-65	L	80-87	H
2-23-65	L-2ot	101-105	A
1-15-66	W	70-69	H
2-22-66	L	79-81	A
1-28-67	L	76-103	A
2-7-67	L	75-79	H
2-6-68	L	64-108	A
2-24-68	L	74-92	H
12-17-68	L	67-94	A
2-4-69	L	76-99	H
12-16-69	L	76-80	H
2-3-70	L	72-87	A
3-5-70	ACC	95-93	N6
12-15-70	L	75-80	A
2-27-71	L	74-75	H
3-12-71	ACC	68-76	N5
1-15-72	L	79-85	H
2-26-72	L	78-91	A
1-25-73	W	84-78	A
2-24-73	L	68-76	H
1-12-74	L	75-87	H
2-23-74	L	61-94	A
1-22-75	L	70-85	A
2-22-75	W	65-62	H
1-10-76	L	82-85	H
2-21-76	L	71-73	A
3-6-76	ACC	67-62	N7
1-8-77	L	67-91	A
2-20-77	L	64-66	H
3-5-77	ACC	69-75	N5
1-7-78	L	61-76	H
2-18-78	L	54-71	A
1-6-79	L-2ot	74-86	A
2-17-79	L	57-66	H
1-5-80	W	88-82	H
2-16-80	L	51-68	A
1-10-81	W	63-57	H
2-3-81	W-ot	80-79	A
3-28-81	NCAA	65-78	N8
1-9-82	L	60-65	A
2-3-82	W	74-58	H
3-7-82	ACC	45-47	N5
1-15-83	L	95-101	H
2-10-83	L	63-64	A
1-18-84	L	66-69	A
2-9-84	L	72-85	H
1-12-85	L	61-65	H
2-7-85	L	73-82	A
1-30-86	W	86-73	H
2-26-86	L	79-85	A
1-14-87	L	80-95	H
2-8-87	L-ot	73-74	A
3-7-87	ACC	82-84	N7
1-16-88	L	62-87	A
2-14-88	L	58-64	H
1-15-89	W	106-83	H
2-12-89	L	67-85	A
1-13-90	L	70-92	A
2-14-90	W	81-80	H
3-9-90	ACC	92-85	N6
1-12-91	L-2ot	86-89	H
2-9-91	L	58-77	A
3-9-91	ACC	71-76	N6
1-25-92	L	56-77	A
2-19-92	W	86-73	H
1-20-93	L	58-80	A
2-21-93	L	58-78	H
3-13-93	ACC	56-74	N6
1-19-94	W	81-77	H
2-19-94	L	56-69	A
3-13-94	ACC	66-73	N6

1-18-95	L	76-79	A
2-19-95	W	73-71	H
1-17-96	L	53-67	H
2-17-96	L	66-71	A
1-11-97	W	75-63	H
2-8-97	L	57-81	A
3-7-97	ACC	68-78	N5
1-10-98	L	73-81	A
2-11-98	L	45-60	H
1-21-99	L	47-71	A
2-20-99	L	66-67	H
1-18-00	W	87-85	H
2-20-00	W	90-76	A
1-24-01	L	81-88	A
2-25-01	W	86-66	H
1-12-02	W	71-67	A
2-12-02	W	73-63	H
1-11-03	W	79-72	H
2-12-03	L	67-81	A
1-24-04	L	77-96	A
2-24-04	W	74-72	H
1-29-05	L	76-110	H
2-16-05	L	61-85	A
1-19-06	W	72-68	H
3-1-06	L	54-99	A
3-10-06	ACC	67-79	N5
1-10-07	L	69-79	A
2-12-08	L	74-75	H
1-15-09	L	61-83	H
2-7-09	L	61-76	A
1-31-10	W	75-60	A
1-8-11	L	56-62	H
2-11-12	L	52-70	A
2-25-12	L	51-54	H
1-6-13	W	61-52	H
2-16-13	L	81-93	A
1-20-14	W	76-61	H
2-2-15	W	75-64	A
3-13-15	L	67-71	N5
2-27-16	W	79-74	H
3-12-16	ACC	57-61	N9
2-18-17	L	41-65	A
2-27-17	W	53-43	H
1-6-18	W	61-49	H
3-10-18	ACC	71-63	N10
2-11-19	W	69-61	A
12-8-19	W	56-47	H
2-15-20	W	64-62	A
2-13-21	W	60-48	H

N1-Raleigh, N.C.; N2-Lynchburg, Va.; N3-Atlanta, Ga.; N4-Danville, Va.; N5-Greensboro, N.C.; N6-Charlotte, N.C.; N7-Landover, Md.; N8-Philadelphia, Pa.; N9-Washington, D.C.; N10-Brooklyn, N.Y.

UNC ASHEVILLE

Overall: 1-0

Home: 1-0 (1-0 JPJ)

11-22-06 W 81-64 H

UNC GREENSBORO

Overall: 2-0

Home: 1-0 (1-0 JPJ)

Away: 1-0 (1-0 Coliseum)

11-11-16 W 76-51 A

11-10-17 W 60-48 H

UNC WILMINGTON

Overall: 4-0

Home: 3-0 (1-0 JPJ)

12-17-84 W 87-42 H

12-3-87 W 87-51 H

1-18-10 W 69-67 H

3-16-17 NCAA W 76-71 N1

N1-Orlando, Fla.

NORTH CAROLINA A&T

Overall: 1-0

Home: 1-0

11-30-94 W 94-50 H

NC STATE

Overall: 68-84

Home: 39-25 (8-2 JPJ)

Road: 25-41 (9-7 PNC)

1-27-13 W 53-10 H

2-20-25 W 21-20 A

1-24-27 L 9-13 H

2-11-28 L 23-33 H

1-28-29 L 27-41 A

1-31-30 L-ot 31-36 H

2-3-32 W 20-17 H

2-2-33 L 27-31 H

1-22-34 L-ot 31-35 A

1-14-36 L 28-40 A

1-27-37 L 17-40 A

1946 W 53-29 H

2-1-55 L 91-98 A

2-8-55 L 97-114 H

1-31-56 L 54-99 A

2-7-56 L 76-77 H

1-29-57 L 63-80 N1

2-5-57 L 60-87 A

1-1-58 L 70-84 A

2-4-58 L 58-61 N1

1-6-59 L 68-73 A

2-3-59 L 70-87 H

3-6-59 ACC L 63-66 N2

1-5-60 W 53-48 H

2-2-60 L 53-87 A

1-3-61 L 71-94 N1

1-31-61 L 58-91 N3

1-30-62 L 72-99 A

2-7-62 L 68-88 H

1-9-63 W 78-69 H

2-2-63 W 84-75 A

1-8-64 W 66-53 H

2-1-64 W 50-48 N3

1-6-65 L 67-73 H

1-30-65 L 69-92 A

3-4-65 ACC L 69-106 N2

12-14-65 L 87-98 H

1-8-66 L 69-86 A

3-3-66 ACC L 77-86 N2

1-30-67 W 83-70 A

2-11-67 L 59-70 H

1-29-68 L 77-79 H

2-10-68 L 63-91 A

1-3-69 L 80-95 N3

2-8-69 L 62-66 A

1-3-70 L 60-71 N3

2-7-70 L 66-71 H

3-6-70 ACC L 66-67 N4

2-6-71 W 79-53 W

2-22-71 L 77-97 A

1-8-72 W 84-73 A

2-5-72 W 69-68 H

1-6-73 L 61-68 H

2-3-73 L 59-64 A

3-9-73	ACC	L	51-63	N3
1-17-74	L	70-90	H	
2-2-74	L	93-105	A	
3-8-74	ACC	L	66-87	N3
12-7-74	L	72-101	A	
12-12-75	L	46-59	H	
3-6-75	ACC	L	85-91	N3
1-16-76	L	71-78	A	
1-31-76	L	73-75	H	
3-4-76	ACC	W	75-63	N5
1-15-77	L	66-80	H	
1-29-77	L	57-73	A	
1-14-78	W	74-68	A	
1-28-78	W-ot	81-73</		



ALL-TIME VS. OPPONENTS

3-2-05	L	72-82	H
2-1-06	L	64-66	A
12-3-06	W	67-62	H
1-24-07	W	71-58	A
3-9-07 ^{ACC}	L	71-79	N8
2-24-08	W	78-60	H
2-21-09	L	67-72	A
1-9-10	W	70-62	A
2-3-10	W	59-47	H
3-1-11	W	69-58	H
1-28-12	W	61-60	A
3-9-12 ^{ACC}	L	64-67	N6
1-29-13	W	58-55	H
3-15-13 ^{ACC}	L	56-75	N3
1-11-14	W	76-45	A
1-7-15	W	61-51	H
2-11-15	W	51-47	A
2-15-16	W	73-53	H
2-25-17	W	70-55	A
1-14-18	W	68-51	H
1-29-19	W-ot	66-65	A
3-14-19 ^{ACC}	W	76-56	N4
1-20-20	L	51-53	H
2-3-21	W	64-57	A
2-15-21	L	61-68	H

11-18-94	L	83-94	H
12-6-00	W	90-71	H
2-26-03	L	72-78	A
3-20-21 ^{NCAA}	L	58-62	N1

12-30-20	W	66-57	A
1-13-21	W	80-68	H

OHIO

Overall: 1-3

Home: 1-1

Road: 0-1

11-18-94	L	83-94	H
12-6-00	W	90-71	H
2-26-03	L	72-78	A
3-20-21 ^{NCAA}	L	58-62	N1

OAKLAND

Overall: 1-0

Home: 1-0 (1-0 JPJ)

12-30-15	W	71-58	H
----------	---	-------	---

OHIO STATE

Overall: 3-3

Home: 2-1 (1-0 JPJ)

Road: 1-2 (1-0 Value City)

2-6-32	L	26-30	H
12-5-62	L	46-70	A
1-27-80	L	65-70	A
1-25-81	W	89-73	H
12-1-15	W	64-58	A
11-30-16	W	63-61	H

OKLAHOMA

Overall: 3-1

12-23-87	L	61-109	N1
3-23-89 ^{NCAA}	W	86-80	N2
11-23-10	W	75-56	N3
3-24-19 ^{NCAA}	W	63-51	N4

N1- Honolulu, Hawaii; N2- Lexington, Ky.; N3- Lahaina, Maui, Hawaii; N4- Columbia, S.C.

OLD DOMINION

Overall: 9-5

Home: 4-2 (1-0 JPJ)

Road: 1-1 (0-0 Constant)

2-12-77	L	63-71	H
12-3-77	W	86-67	A
12-2-78	L	61-65	H
12-29-79	W	79-58	N1
12-30-82	W	75-59	N1
12-20-85	W	68-61	N1
12-18-87	L	72-74	N1
12-28-91	W	83-67	N1
12-9-92	W	90-68	H
12-11-93	L	69-76	A
11-16-94	W	83-80	H
2-5-96	W	87-49	H
3-24-08 ^{CBI}	W	80-76	H
12-22-12	L	61-63	N1

N1-Richmond, Va.

ORAL ROBERTS

Overall: 1-0

Home: 1-0 (1-0 JPJA)

11-21-09	W	76-55	H
----------	---	-------	---

OREGON

Overall: 3-0

Home: 1-0 (1-0 JPJ)

Road: 1-0

12-17-10	W	63-48	H
12-18-11	W	67-54	A
3-28-19 ^{NCAA}	W	53-49	N1

N1-Louisville, Ky.

PENN STATE

Overall: 5-3

Home: 3-1 (0-1 JPJ)

Road: 1-2

2-16-72	L	74-86	A
2-17-73	W	85-74	H
12-5-73	L	68-93	A
1-15-75	W	73-50	H
12-9-75	W	79-66	A
1-16-78	W	83-56	H
12-27-84	W	66-54	N1
11-30-09	L	66-69	H

N1-New Orleans, La.

PENNSYLVANIA

Overall: 8-5

Home: 4-1 (0-0 JPJ)

Road: 3-4 (3-4 Palestra)

1-6-11	L	11-32	H
2-27-54	L	62-71	A
12-28-57	W	88-64	N1
12-9-69	L	53-84	A
12-7-76	L	64-68	A
12-7-77	W	70-63	H
11-29-78	L	78-80	A
1-16-80	W	69-39	H
1-15-85	W	60-50	A
1-14-86	W	81-52	H
11-29-91	W	87-58	H
12-1-92	W	74-68	A
11-23-07	W	100-85	A

N1-Richmond, Va.

PITTSBURGH

Overall: 17-4

Home: 7-1 (4-0 JPJ)

Road: 7-3 (4-1 Petersen)

12-27-51	L	49-72	A
2-18-67	W	82-70	A
2-17-68	W	92-60	H
2-23-72	W	84-74	H
2-21-73	W	79-66	A
1-2-74	L	70-81	H
2-15-75	L-ot	70-71	A
1-21-76	W	75-68	H
12-4-76	W	62-61	A
12-3-91	W	84-80	N1
2-2-14	W	48-45	A
3-15-14 ^{ACC}	W	51-48	N2
2-16-15	W	61-49	H
2-6-16	W	64-50	A
1-4-17	L-ot	76-88	A
3-4-17	W	67-42	H
3-8-17 ^{ACC}	W	75-63	N3
2-24-18	W	66-37	A
3-2-19	W	73-49	H
2-22-20	W	59-56	A
2-6-21	W	73-66	H

N1-Richmond, Va.; N2-Greensboro, N.C.; N3-Brooklyn, N.Y.

PRINCETON

Overall: 0-2

Home: 0-1

Road: 0-1

12-12-72	L	65-69	A
2-25-75	L	50-55	H

PROVIDENCE

Overall: 4-3

Home: 0-1

Road: 0-1

12-28-78	W	106-68	N1
11-23-84	L-ot	71-75	N2
3-16-89 ^{NCAA}	W	100-97	N3
11-26-99	W	80-64	N4
1-3-04	L	69-84	H
2-2-05	L	79-98	A
11-26-16	W	63-52	N5

N1-New Orleans, La.; N2-Kona, Hawaii; N3-Nashville, Tenn.; N4-Bayamon, Puerto Rico; N5-Niceville, Fla.

PURDUE

Overall: 2-2

Home: 1-0

Road: 0-2

11-29-00	W	98-79	H
11-29-06	L	59-61	A
3-30-19 ^{NCAA}	W-ot	80-75	N1
12-4-19	L	40-69	A

N1-Louisville, Ky.

RADFORD

Overall: 6-0

Home: 6-0 (2-0 JPJ)

1-6-88	W	65-56	H
2-4-91	W	87-54	H
12-29-92	W	82-63	H
12-28-96	W	95-47	H
11-21-08	W	68-66	H
12-7-10	W	54-44	H

RHODE ISLAND

Overall: 2-1

Home: 1-1

12-19-59	W	86-83	H
11-28-87	L	73-76	H
11-24-17	W	70-55	N1

N1-Brooklyn, N.Y.

RICE

Overall: 2-0

Home: 1-0

Road: 1-0

12-4-93	W	59-51	H
12-10-94	W	67-50	A

RICHMOND

Overall: 52-36

Home: 31-15 (1-0 JPJ)

Road: 14-19

1-20-15	W	39-13	H
1-19-16	W	58-23	H
1-24-17	W	31-20	H
1-25-18	W	64-34	H
1-20-20	W	55-13	H
2-26-20	W	46-17	A
1-29-21	W	33-15	H
2-24-21	W	35-30	A
1-23-22	W	28-21	H
1-29-23	W	32-21	H
1-31-24	W	23-13	H

1-20-25	W	34-24	H
1-21-26	W	55-29	H
1-14-27	L	17-22	H
2-1-28	W	38-30	H
1-22-30	W	36-35	H
2-23-31	W	28-18	H
12-22-35	L	16-25	H
1-7-35	L	28-50	H
2-8-36	W	25-53	H
2-17-36	L	32-37	A
2-8-37	W	38-25	A
2-12-38	W	27-35	H
2-28-38	L	27-41	A
1-16-39	W	45-28	H
2-6-39	L	30-32	A
2-16-40	L	21-27	A
2-26-40	W	36-20	H
1-13-41	W	37-18	A
1-28-41	W	37-22	H
1-10-42	L	17-25	H
2-5-42	W	36-24	A
1-14-43	L	48-50	A
2-9-43	L	33-41	H
1-13-44	L	31-43	H
2-8-44	L	38-46	A
1-6-45	W	30-24	H
1-16-46	W	49-47	H
2-4-46	L	39-50	A
1-17-47	L	40-44	A
2-25-47	W-2ot	55-54	H
1-31-48	W	62-54	H
2-7-48	W	70-57	A
1-13-49	W	68-61	H
2-12-49	L	58-59	A
1-14-50	L	62-76	A
2-8-50	W	70-46	H
2-8-51	L	67-68	H
2-17-51	W	68-49	A
1-11-52	W	75-64	H
2-9-52	W	79-47	A
2-7-53	L	85-93	A
2-24-53	L	81-88	H
1-7-54	L	69-78	H
2-5-54	L	84-107	A
2-19-55	L	88-92	A
12-10-55	L	72-74	A
12-8-56	L	59-65	A
1-8-57	L	50-56	H
12-7-57	L	51-64	H
12-6-58	L	66-72	A
12-5-59	W	85-67	H
12-10-60	L	68-80	A
12-4-61	W	74-55	H
12-8-62	W	59-50	A
12-7-63	W	91-71	H
12-12-64	L	66-72	A
12-11-65	L	69-89	H
12-8-66	W	89-84	A
1-3-68	L	97-102	H
12-5-68	W	113-92	A
12-20-68	W	90-77	N1
12-19-69	W	87-76	N2
12-21-71	W	93-58	N3
2-10-78	W	68-42	N4
12-29-81	W	74-43	N4
12-29-82	W	102-85	N4
12-1-84	W	57-52	H
12-21-85	L	46-58	N4
12-21-89	W	69-57	N4
12-29-91	L	74-80	N4
12-9-95	W	67-52	A
1-30-97	W	83-66	H
11-16-97	L-2ot	79-83	A

ALL-TIME VS. OPPONENTS



2021-22 VIRGINIA MEN'S BASKETBALL

12-21-99	W	69-65	A	
11-28-04	W	85-58	H	
11-22-05	W	59-43	A	
3-18-08	CBI	W	66-64	H

N1- Salem, Va.; N2- Hampton, Va.; N3- Roanoke, Va.; N4- Richmond, Va.

RIDER

Overall:	1-0		
Home:	1-0		
11-19-09	W	79-46	H

ROBERT MORRIS

Overall:	2-0		
Home:	1-0 (1-0 JPJ)		
Away:	1-0		
11-19-04	W	88-55	A
12-17-16	W	79-39	H

RUTGERS

Overall:	4-0		
Home:	1-0 (0-0 JPJ)		
Road:	1-0 (1-0 RAC)		
12-29-86	W	74-56	N1
12-23-01	W	76-68	H
12-21-02	W	61-57	A
11-29-14	W	45-26	N2

N1-New York, N.Y.; N2- Brooklyn, N.Y.

ST. FRANCIS BROOKLYN

Overall:	1-0		
Home:	1-0		
11-15-17	W	72-32	H

ST. FRANCIS (Pa.)

Overall:	1-0		
Home:	1-0		
12-1-20	W	76-61	H

ST. JOHN'S

Overall:	1-7			
Home:	1-2 (1-0 JPJ)			
Road:	0-4			
12-20-58	L	71-90	A	
12-2-67	L	63-82	A	
1-13-69	L	61-77	H	
12-27-86	L	58-64	N1	
12-12-98	L	68-95	H	
12-4-99	L	63-85	A	
3-24-03	NIT	L	63-73	A
3-24-13	NIT	W	68-50	H

N1- New York, N.Y.

SAINT JOSEPH'S

Overall:	2-6			
Home:	1-0			
Road:	1-6			
1-17-40	L	39-43	A	
1941	W	52-39	A	
2-20-42	L	37-50	A	
1944	L	34-50	A	
2-28-51	L	54-67	A	
2-25-56	L	69-72	A	
2-21-58	L	63-83	A	
3-18-85	NIT	W	68-61	H

SAINT LOUIS

Overall:	0-1		
Road:	0-1		
12-29-72	L	74-75	A

SAMFORD

Overall:	1-0		
Home:	1-0		
11-28-89	W	87-61	H

SAN DIEGO STATE

Overall:	1-0		
Road:	1-0		
12-30-83	W	81-65	A

SAN FRANCISCO

Overall:	0-1		
11-27-20	L	60-61	N1

N1- Uncasville, Conn.

SAN JOSE STATE

Overall:	0-1		
12-21-79	L	79-83	N1

N1- Santa Clara, Calif.

SAVANNAH STATE

Overall:	1-0		
Home:	1-0 (1-0 JPJ)		
12-19-17	W	78-47	H

SEATTLE

Overall:	2-1		
Home:	1-1 (0-1 JPJ)		
Road:	1-0 (1-0 Key Arena)		
12-22-10	L	53-59	H
12-21-11	W	83-77	A
11-17-12	W	83-43	H

SETON HALL

Overall:	0-3		
3-4-71	L	71-73	N1
12-28-88	L	67-84	N2
11-24-07	L	60-74	N3

N1- New York, N.Y.; N2- New Orleans, La.; N3- Philadelphia, Pa.

SIENA

Overall:	1-0		
11-23-90	W	80-77	N1

N1- Anchorage, Alaska

SOUTH CAROLINA

Overall:	26-25			
Home:	16-9 (0-1 JPJ)			
Road:	7-13 (1-0 Colonial Life)			
1-17-21	W	44-9	H	
2-18-25	W	36-14	H	
2-26-25	SoCon	W	31-25	N1
2-11-27	L	23-25	H	
2-12-27	L	32-34	N2	
1-20-28	W	33-28	A	
1-21-28	W	38-29	A	
2-18-28	W	36-27	H	
1-5-35	W	33-26	H	
1-16-37	W	38-19	H	
12-18-54	W	92-82	A	
1-3-55	W	89-69	H	
12-17-55	L	69-70	A	
1-2-56	W	84-83	H	
1-15-57	W	76-73	H	
2-15-57	L	79-97	A	
1-4-58	W	74-68	A	
2-28-58	W	77-70	H	
1-10-59	L	64-69	A	
2-28-59	W	81-70	H	
1-9-60	L	70-74	H	
2-5-60	L	77-78	A	
1-9-61	W	94-91	H	

2-4-61	W	90-82	A	
12-8-61	L	63-71	A	
1-8-62	W	98-95	H	
1-7-63	L	64-68	H	
2-9-63	L	59-66	A	
1-4-64	L	62-70	H	
2-28-64	L	82-96	A	
1-8-65	L	60-64	A	
2-26-65	W	70-59	H	
1-29-66	L	64-82	A	
2-26-66	L	57-59	H	
1-11-67	L	67-81	H	
2-25-67	W	71-68	A	
12-11-67	W	84-82	H	
1-13-68	L	68-94	A	
3-7-68	ACC	L	78-101	N3
12-14-68	W	86-70	H	
2-22-69	L	70-86	A	
12-13-69	L	51-62	H	
1-12-70	L	42-63	A	
1-11-71	W	50-49	H	
1-30-71	L	70-92	A	
11-24-90	W	65-59	N4	
11-25-96	W	93-70	N5	
11-25-99	L	71-73	N6	
3-13-02	NIT	L	67-74	H
12-19-18	W	69-52	A	
12-22-19	L	59-70	H	

N1-Atlanta, Ga.; N2- Lynchburg, Va.; N3- Charlotte, N.C.; N4- Anchorage, Alaska; N5- Lahaina, Maui, Hawaii; N6- Bayaman, Puerto Rico

USC UPSTATE

Overall:	1-0		
Home:	1-0 (1-0 JPJ)		
11-15-10	W	74-54	H

SOUTH FLORIDA

Overall:	1-1		
Home:	1-0 (1-0 JPJ)		
Road:	0-1		
11-19-08	W	77-75	H
11-16-09	L	49-66	A

SOUTH CAROLINA STATE

Overall:	2-0		
Home:	2-0 (2-0 JPJ)		
11-13-11	W	75-38	H
11-18-14	W	75-55	H

SOUTHERN ILLINOIS

Overall:	1-0		
Home:	1-0		
12-6-86	W	94-82	H

SMU

Overall:	1-0		
11-29-13	W	76-73	N1

N1- Corpus Christi, Tex.

STANFORD

Overall:	1-7			
Home:	1-2 (0-1 JPJ)			
Road:	0-4			
12-21-91	L	60-74	A	
12-5-92	W	72-48	H	
12-22-93	L	72-84	A	
12-22-94	L	60-64	H	
3-14-06	NIT	L	49-65	A
1-7-07	L	75-76	H	
11-24-09	L	52-57	N1	
11-18-10	L	60-81	A	

N1- Cancun, Mexico

STETSON

Overall:	1-1		
Home:	1-0		
Road:	0-1		
1-5-74	L	76-78	A
3-1-75	W	60-58	H

STONY BROOK

Overall:	1-0		
Home:	1-0 (1-0 JPJ)		
12-18-20	W	56-44	H

SYRACUSE

Overall:	10-6			
Home:	4-2 (4-2 JPJ)			
Road:	4-2 (4-2 Carrier Dome)			
3-22-84	NCAA	W	63-55	N1
3-18-90	NCAA	L	61-63	N2
12-5-07	L	68-70	H	
11-28-08	L	70-73	A	
3-1-14	W	75-56	H	
3-2-15	W	59-47	A	
1-24-16	W	73-65	H	
3-27-16	NCAA	L	62-68	N3
2-4-17	L	62-66	A	
1-9-18	W	68-61	H	
2-3-18	W	59-44	A	
3-4-19	W	79-53	A	
11-6-19	W	48-34	A	
1-11-20	L-ot	55-63	H	
1-25-21	W	81-58	H	
3-11-21	ACC	W	72-69	N4

N1-Atlanta, Ga.; N2-Richmond, Va.; N3-Chicago, Ill.; N4-Greensboro, N.C.

TCU

Overall:	0-1		
11-18-11	L	55-57	N1

N1- St. Thomas, USVI

TEMPLE

Overall:	2-3		
Home:	0-2		
Road:	2-0		
2-3-65	W	59-84	A
12-29-77	L	66-55	N1
1-29-79	L	73-71	H
12-5-79	W	58-52	A
11-21-86	L	75-79	H

N1- New Orleans, La.

TENNESSEE

Overall:	8-5		
Home:	5-1 (1-0 JPJ)		
Road:	0-3 (0-1 Thomp-Boling)		
2-22-17	L	21-24	H
2-22-18	W	58-21	H
2-2-22	W	31-20	H

1-4-41	W	41-30	H	
12-27-58	L	59-79	A	
3-19-81	NCAA	W	62-48	N1
3-14-82	NCAA	W	54-51	N2
3-23-85	NIT	L	54-61	A
3-23-92	NIT	W	77-52	H
12-19-00	W	107-89	N3	
3-18-07	NCAA	L	74-77	N4
12-5-12	W	46-38	H	
12-30-13	L	52-87	A	

N1-Atlanta, Ga.; N2-Indianapolis, Ind.; N3- East Rutherford, N.J.; N4-Columbus, Ohio

TENNESSEE-MARTIN

Overall:	1-0		
Home:	1-0		
11-24-95	W	84-65	H

TENNESSEE STATE

Overall:	1-0		
Home:	1-0 (1-0 JPJ)		
11-25-14	W	79-36	H

TEXAS A&M

Overall:	0-1		
12-29-62	L	59-60	N1

N1- Jonesboro, Ark.

TEXAS-PAN AMERICAN

Overall:	1-0		
Home:	1-0 (1-0 JPJ)		
1-5-10	W	72-53	H

TEXAS TECH

Overall:	1-0			
4-8-19	NCAA	W-ot	85-77	N1

N1- Minneapolis, Minn.

TOWSON

Overall:	7-0		
Home:	6-0 (2-0 JPJ)		
11-30-85	W-ot	68-55	H
12-3-88	W	87-79	H
2-25-91	W	72-49	H
12-3-94	W	94-66	H
12-30-11	W	57-50	H
11-6-18	W	73-42	H
11-25-20	W	89-54	N1

N1- Uncasville, Conn.

TULANE

Overall:	3-0			
Home:	1-0			
Road:	1-0			
2-26-26	SoCon	W	29-25	N1
1-27-77	W	74-70	A	
2-22-78	W	91-70	H	

N1- Atlanta, Ga.

UAB

Overall:	1-1			
Home:	1-0			
3-18-82	NCAA	L	66-68	N1
12-30-09	W	72-63	H	

N1- Birmingham, Ala.

UC IRVINE

Overall:	1-0		
Home:	1-0		
12-21-88	W	99-89	H



ALL-TIME VS. OPPONENTS

UCLA

Overall: 0-1
11-26-90 L 74-89 N1
N1- Anchorage, Alaska

UNLV

Overall: 3-1
Home: 1-0
Road: 1-1
12-29-73 L 72-77 A
3-17-80 NIT W 90-71 N1
1-3-94 W 59-39 A
2-12-95 W 75-65 H
N1- New York, N.Y.

USC

Overall: 1-0
12-30-77 W 85-82 N1
N1- New Orleans, La.

UTAH

Overall: 1-1
12-18-82 W 80-57 N1
12-20-06 L 70-94 N2
N1- Tokyo, Japan; N2- Guaynabo, Puerto Rico

VANDERBILT

Overall: 2-5
Home: 1-1
Road: 0-4 (0-4 Memorial)
12-6-52 L 83-90 A
12-29-59 L 64-75 A
12-3-89 L 64-68 A
12-8-91 W 70-56 H
12-6-94 L 65-70 A
12-5-95 L 48-61 H
11-23-17 W 68-42 N1
N1- Brooklyn, N.Y.

VCU

Overall: 13-2
Home: 6-1 (1-1 JPJ)
Road: 3-0 (2-0 Siegel)
12-29-76 W 65-58 N1
11-25-78 W 81-60 H
12-28-79 W 89-72 N1
11-29-80 W 77-62 H
11-27-82 W 69-63 H
12-1-85 W-ot 79-75 H
12-19-87 L 66-75 N1
12-20-90 W 63-46 N1
12-21-95 W 80-65 H
12-13-97 W 73-67 N1
11-13-98 W 86-70 A
11-12-13 L 56-59 H
12-6-14 W 74-57 A
11-17-17 W 76-67 A
12-9-18 W 57-49 H
N1-Richmond, Coliseum (Times-Dispatch Tournament)

VERMONT

Overall: 2-0
Home: 2-0 (2-0 JPJ)
11-11-07 W 90-72 H
11-19-19 W 61-55 H

VILLANOVA

Overall: 5-3
Home: 2-0
Road: 1-3 (1-0 The Pavilion)
3-15-81 NCAA W 54-50 N1
1-17-87 W 88-59 H
1-2-88 L 54-63 A
12-7-89 W 73-65 N2
3-18-92 NIT W 83-80 A
3-20-04 NIT L 63-73 A
12-19-15 W 86-75 H
1-29-17 L 59-61 A
N1-Charlotte, N.C.; N2- East Rutherford, N.J.

VIRGINIA TECH

Overall: 95-57
Home: 40-13 (10-4 JPJ)
Road: 23-31 (10-17 Cassell)
2-20-15 W 39-21 H
2-9-16 W 30-14 H
1922 W-ot 26-22 N1
2-22-23 L 18-22 N2
2-2-24 W 32-16 N1
1-31-25 W 43-32 H
1-26-26 W 34-19 A
1-22-27 W 34-25 H
2-21-27 W 27-14 A
2-2-28 W 35-26 H
2-9-28 W 38-12 A
1-23-29 L 25-26 A
2-5-29 W 34-25 H
1-24-30 W 28-21 H
1-27-30 L 31-36 A
1-17-31 L 21-28 A
1-30-31 W 35-25 H
1-25-32 W 35-24 A
1-29-32 W 26-22 H
1-27-33 W 36-30 N2
1-23-35 W 29-24 A
2-18-35 W 54-31 H
2-14-36 W 30-26 N2
2-11-37 L 28-29 N2
2-19-37 W 40-22 N1
2-1-38 W 43-38 H
2-7-38 L 32-35 A
1-30-39 W 45-16 H
2-20-39 W 39-25 A
1-29-40 W 34-25 N1
2-21-40 W 42-27 H
1-21-41 W 49-35 N2
2-15-41 W 40-39 A
1-23-42 L 25-42 N1
2-14-42 W 58-36 H
1943 L 46-62 N2
1944 W 63-55 A
1-20-45 W 44-34 A
1946 W 57-29 H
1947 W 58-52 A
1-16-48 L 49-54 H
2-21-48 L 43-57 A
1-31-49 L 50-52 A
2-10-49 L 64-66 H
1-16-50 L 50-64 H
2-18-50 L 64-78 A
1-6-51 L 59-60 H
2-10-51 L 62-93 A
1-26-52 L 62-90 A
2-21-52 W 74-59 H
1-21-53 W 108-95 H
2-17-53 W-ot 87-85 A
12-30-53 W 97-81 N3
1-12-54 W 95-73 A
2-22-54 W 78-69 H

2-18-55 W 107-59 H
2-25-55 L 72-78 A
12-29-55 W 103-84 N4
1-7-56 W 71-66 H
2-4-56 L 64-74 A
2-2-57 L 56-70 A
1-7-58 W 80-66 H
12-4-58 L 73-85 A
12-12-59 L 72-80 H
2-18-61 L 70-105 A
1-20-62 L 59-92 H
1-4-63 L 63-71 A
1-26-63 L 73-75 H
1-2-64 L 60-62 A
1-25-64 L 62-78 H
1-4-65 L 56-73 A
2-2-66 W 79-65 H
3-2-67 L 60-76 A
1-6-68 L 82-84 H
12-21-68 L 74-85 N5
2-11-69 L 64-68 A
1-7-70 W 81-71 H
12-3-70 W 68-59 N6
1-6-71 L 74-93 A
2-7-72 W 107-85 H
2-28-73 L 83-87 A
2-27-74 W 84-70 H
1-11-75 L 73-74 A
1-14-76 L 69-91 N4
2-25-76 W-2ot 79-75 H
12-30-76 L 60-65 N4
1-12-77 W 55-50 N6
2-23-77 L 61-71 N1
1-18-78 W 66-62 N1
2-11-78 W 76-68 N4
1-17-79 W 93-78 N4
2-10-79 W 78-72 N1
1-14-80 W 65-58 N4
1-3-81 W 64-51 N1
2-6-82 W 80-66 N1
1-19-83 W 74-64 N4
1-4-84 W 74-64 N1
2-15-84 L 54-56 N4
1-2-85 W 67-59 N7
12-10-85 L 66-84 N1
2-11-87 W 91-73 N4
1-27-88 L 64-66 N1
1-25-89 W-ot 113-106N4
1-24-90 W 77-59 N1
1-23-91 W 86-61 N4
2-5-92 W-ot 61-57 N1
1-30-93 L 53-59 N4
3-3-94 W 70-61 N1
2-28-95 W 63-62 N4
12-28-95 L 64-72 N1
2-25-97 W 58-57 N4
1-12-98 W 69-55 N1
1-27-99 W 64-55 N4
1-24-00 W-ot 71-66 N4
11-24-00 W 64-48 A
12-1-01 W 69-61 H
1-21-03 L 55-73 A
11-28-03 W 80-65 H
1-27-05 L 73-79 A
2-12-05 W 65-60 H
1-15-06 W 54-49 A
2-11-06 W-ot 81-77 H
3-9-06 ACC W 60-56 N8
2-10-07 L 57-84 A
3-1-07 W 69-56 H
1-16-08 L-ot 69-70 H
2-2-08 L-ot 65-72 A
1-10-09 L 75-78 A

2-18-09 W 75-61 H
1-28-10 L-ot 71-76 H
2-13-10 L 55-61 A
12-5-10 W 57-54 A
2-19-11 W 61-54 H
1-22-12 L 45-47 H
2-21-12 W 61-59 A
1-24-13 W 74-58 A
2-12-13 W 73-55 H
1-25-14 W 65-45 H
2-18-14 W 57-53 A
1-25-15 W 50-47 A
2-28-15 W 69-57 H
1-4-16 L 68-70 A
2-9-16 W 67-49 H
2-1-17 W 71-48 H
2-12-17 L-2ot 78-80 A
1-3-18 W 78-52 A
2-10-18 L-ot 60-61 H
1-15-19 W 81-59 H
2-18-19 W 64-58 A
1-4-20 W 65-39 H
2-26-20 W 56-53 A
1-30-21 L 51-65 A
N1-Roanoke, Va.; N2-Lynchburg, Va.; N3-Alexandria, Va.; N4-Richmond, Va.; N5-Salem, Va.; N6-Hampton, Va.; N7-Norfolk, Va.; N8-Greensboro, N.C.

VMI

Overall: 101-15
Home: 51-7 (1-0 JPJ)
Road: 42-6 (5-0 Cameron)
1-16-09 W 22-12 A
2-24-09 W 24-18 H
1-28-10 W 21-17 A
3-1-10 W 56-21 H
2-11-11 W 35-8 A
2-3-12 W 17-16 A
1-30-13 W 39-15 H
2-20-14 W 51-14 N1
1-23-15 W 40-16 N1
1-29-16 W 39-26 H
2-10-17 L 19-30 A
2-2-18 W 84-43 H
2-13-18 W 25-24 A
2-21-19 L 25-33 H
3-1-19 W 33-25 A
1-31-20 L 13-44 N2
2-20-21 L 15-31 N3
2-4-22 W 25-23 A
2-18-22 W 34-17 H
2-3-23 W 20-8 N3
1-26-24 W 34-23 H
1-24-25 W 27-21 A
2-2-26 W-ot 29-25 A
2-13-26 L 17-25 H
1-26-27 W 17-9 H
2-7-27 W 27-20 A
2-7-28 W 35-19 H
2-10-28 W 28-18 A
1-26-29 W 21-9 H
2-16-29 W 37-23 A
1-25-30 L 28-34 A
2-19-30 W 34-24 H
1-23-31 W 28-21 A
2-11-31 W 25-22 H
1-13-32 W 27-23 A
2-13-32 W 29-13 H
1-18-33 L-ot 25-26 A
2-18-33 W 32-16 H
1-16-34 L 33-35 A
2-22-34 L-ot 25-28 H

1-18-35 W 33-27 A
2-13-35 W 29-20 H
2-1-36 W-ot 51-45 H
2-12-36 W 37-36 A
2-2-37 W 30-27 A
3-2-37 W 38-30 H
1-29-38 W 31-20 A
2-22-38 L 33-35 H
1-20-39 L 38-48 N2
2-21-39 W 50-27 N2
1-27-40 W 29-26 A
2-14-40 W 27-24 H
1-25-41 L 39-41 A
2-8-41 W 49-26 H
1-24-42 W 27-21 A
2-23-42 L 34-49 H
1-14-43 L 25-39 H
2-15-43 W 36-35 H
1-8-44 W 39-25 A
1-13-44 W 58-16 H
1-10-45 W 43-24 A
2-1-45 W 57-35 H
1-23-46 W 51-20 H
2-4-46 W 56-18 A
12-14-46 W 62-47 H
2-25-47 W 59-37 A
1-14-48 W 56-35 A
2-12-48 W 61-47 H
1-11-49 W 63-46 A
2-16-49 W 65-52 H
1-11-50 W 78-55 A
2-16-50 W 71-64 H
1-16-51 W 50-47 H
1-29-51 W 62-51 A
1-10-52 W 89-60 H
2-15-52 W 86-80 A
12-15-52 W 69-62 H
1-9-53 W 89-78 A
2-3-54 W 78-76 A
2-18-54 W 99-80 H
1-8-55 W 106-84 H
1-29-55 W 87-72 A
1-28-56 W 78-77 A
2-18-56 W 107-91 H
12-4-56 W 90-79 A
1-26-57 W 78-54 H
2-1-58 W 79-69 A
2-12-59 W 85-66 H
1-6-60 W 83-71 A
12-13-60 L 63-75 H
12-30-60 W 76-68 N4
12-9-64 L 75-95 A
2-19-66 W 79-65 H
12-7-67 W 84-79 A
12-10-69 W 65-44 H
12-1-70 W 81-52 N5
12-20-71 W 93-51 N3
12-6-72 W 85-67 H
1-3-76 W 74-63 N3
11-27-76 W 55-50 H
11-26-77 W 90-70 H
12-5-81 W 76-49 A
12-4-82 W 86-41 H
12-3-84 W 68-57 A
12-4-85 W 101-58 H
12-3-86 W 81-69 H
2-16-89 W 92-79 H
1-15-90 W 89-78 H
12-19-94 W 100-73 H
12-22-97 W 92-55 H
12-22-98 W 82-64 H
11-21-99 W 98-57 H
12-4-00 W 89-70 A

ALL-TIME VS. OPPONENTS



2021-22 VIRGINIA MEN'S BASKETBALL

1-24-02	W	93-59	H
12-5-03	W	78-56	A
11-16-08	W	107-97	H

WAGNER

Overall: 3-0
Home: 2-0
Road: 1-0

2-5-81	W	76-69	A
1-14-82	W	99-67	H
11-16-01	W	105-74	H

WAKE FOREST

Overall: 69-70
Home: 42-21 (7-2 JPJ)
Road: 17-41 (7-18 Joel)

2-22-11	W	22-12	A
2-17-14	W	80-16	H
2-20-17	W	38-13	H
2-22-19	W-ot	33-29	H
2-26-19	W	40-32	A
2-16-21	W	35-13	H
12-11-54	L	90-100	H
2-2-55	L	90-96	A
12-12-55	L	69-82	H
2-2-56	L	67-84	A
12-11-56	L-ot	55-60	H
1-31-57	L	58-73	A
12-14-57	W	66-61	H
1-11-58	L	72-81	A
12-18-58	L	76-83	H
2-21-59	W-2ot	81-78	A
12-17-59	L	64-67	H
2-17-60	L	66-106	A
12-16-60	L	82-88	H
1-7-61	L	61-88	A
12-15-61	L	65-84	H
2-12-62	L	67-116	A
3-1-62	ACC	58-81	N1
12-18-62	L	73-78	H
1-14-63	L	62-82	A
1-13-64	L	52-70	A
2-15-64	L-ot	58-66	H
3-5-64	ACC	60-79	N1
12-17-64	L	75-88	A
2-22-65	L-ot	72-74	H
12-6-65	W	97-94	H
1-10-66	L	87-99	A
1-7-67	L	77-84	A
2-16-67	W	81-67	H
1-8-68	L	90-97	A
2-19-68	W	100-87	H
1-4-69	L	66-90	N2
3-1-69	L	84-87	H
1-2-70	L	58-65	N2
1-15-70	L	79-90	A
1-13-71	W	86-81	H
2-13-71	L	71-95	A
3-11-71	ACC	85-84	N2
1-3-72	W	74-64	A
2-12-72	W	74-67	H
3-9-72	ACC	74-65	N2
12-8-72	W	75-62	A
2-10-73	W	104-73	H
1-8-74	W	91-84	H
2-9-74	W-ot	86-83	A
1-8-75	L	66-83	A
2-8-75	W	71-58	H
1-7-76	W	63-58	H
2-7-76	L	78-82	A
1-5-77	L	63-67	A

2-5-77	L	72-80	H
3-3-77	ACC	59-57	N2
1-4-78	W	67-60	H
2-4-78	L	62-74	A
3-1-78	ACC	61-72	N2
1-3-79	W	88-75	A
2-3-79	W	83-76	H
1-2-80	W	64-59	H
2-2-80	L	77-79	A
1-28-81	W	83-73	H
2-25-81	L-ot	66-73	A
1-27-82	W	69-66	A
2-24-82	W	84-66	H
3-6-82	ACC	51-49	N2
2-3-83	W	89-75	H
3-2-83	W	107-74	A2
1-28-84	L	76-84	A2
2-29-84	W	65-61	H
3-9-84	ACC	51-63	N2
1-26-85	W	58-56	H
2-27-85	L	65-68	A
1-22-86	W	54-47	H
2-12-86	W	69-53	A2
1-24-87	W	78-63	H
2-25-87	W	59-45	A2
1-30-88	W	69-64	H
3-2-88	W-2ot	69-67	A
1-28-89	W	88-69	H
3-1-89	W	81-72	A2
1-28-90	W-ot	71-70	A
3-1-90	L	50-51	H
2-2-91	W	83-80	H
2-10-91	L	66-74	A
3-8-91	ACC	70-66	N3
1-8-92	W	58-53	H
2-15-92	L	60-69	A
1-27-93	L	73-75	H
2-27-93	L	56-58	A
3-12-93	ACC	61-57	N3
1-26-94	W	61-59	A
2-26-94	L	45-63	H
1-25-95	L	70-71	H
2-26-95	L	63-66	A
3-11-95	ACC	68-77	N2
1-24-96	L	64-81	A
2-24-96	W	67-49	H
3-8-96	ACC	60-70	N2
1-15-97	L	54-58	A
2-22-97	L	60-66	H
1-4-98	W-ot	73-64	N4
1-27-98	L	55-62	A
1-2-99	L	53-69	A
2-3-99	W	64-54	H
1-30-00	W	76-67	A
3-2-00	L	75-80	H
1-2-01	L	73-96	A
2-3-01	W	82-71	H
1-15-02	W	86-74	H
2-17-02	L	70-92	A
1-23-03	W	85-75	H
2-23-03	L	71-75	A
1-31-04	L	78-91	A
3-2-04	W	84-82	H
1-2-05	L	70-89	H
2-27-05	L	68-90	A
2-4-06	W	75-73	H
1-21-07	W	88-76	H
3-3-07	L	72-78	A
2-9-08	L	64-80	A
2-28-09	L	60-70	H
1-23-10	L	57-69	A
2-6-10	L-ot	61-64	H
1-29-11	L	71-76	A

2-8-12	W	68-44	H
1-9-13	L	52-55	A
1-8-14	W	74-51	H
2-14-15	W	61-60	H
2-25-15	W	70-34	A
1-26-16	W	72-71	A
1-8-17	W	79-62	H
1-21-18	W	59-49	A
1-22-19	W	68-43	H
1-26-20	W-ot	65-63	A
1-6-21	W	70-61	H

N1-Raleigh, N.C.; N2-Greensboro, N.C.; N3-Charlotte, N.C.; N4-Richmond, Va.; A2-Greensboro, N.C.

WASHINGTON

Overall: 1-1
12-29-83 W 65-61 N1
11-22-10 L 63-106 N2
N1- San Diego, Calif.; N2- Lahaina, Maui, Hawaii

WASHINGTON STATE

Overall: 2-0
3-19-83 NCAA W 54-49 N1
11-22-98 W 62-53 N2
N1- Boise, Idaho; N2- Fairbanks, Alaska

WEST VIRGINIA

Overall: 9-10
Home: 4-4 (0-1 JPJ)
Road: 2-4 (1-3 Coliseum)
1-17-16 W 38-21 H
2-5-17 W 26-25 H
2-5-23 L 14-17 H
2-12-28 L 36-45 H
2-1-50 L 46-65 A
2-21-53 L 84-110 H
12-13-58 W 75-72 N1
1-13-60 L 81-102 N1
12-17-60 L 85-104 N1
12-12-70 W-ot 94-91 A
2-9-72 W 89-88 N1
1-31-73 W 89-75 H
1-30-74 L 85-90 A
1-29-75 W 87-79 H
1-28-76 L 58-71 A
3-14-85 W 56-55 A
12-8-15 W 70-54 N2
12-3-17 L 57-66 H
12-5-17 L 61-68 A
N1- Charleston, W. Va.; N2-New York, N.Y.

WESTERN KENTUCKY

Overall: 1-1
Home: 1-2
Road: 0-4
1-5-05 W-2ot 80-79 H
1-2-06 L 68-78 A

WICHITA STATE

Overall: 0-1
11-24-10 L 58-70 N1
N1- Lahaina, Maui, Hawaii

WILLIAM & MARY

Overall: 56-26
Home: 40-9 (4-0 JPJ)
Road: 14-15 (7-1 Kaplan)
3-9-06 W 22-19 A
1-10-08 W 36-22 A
2-25-08 W 30-8 H
1-16-09 W 25-19 H
2-15-09 W 32-28 N1
1-8-10 W 36-16 H
1-22-21 W 46-15 H
1-19-22 W 35-20 H
1-20-23 W 35-19 H
2-4-24 W 32-20 H
1-16-30 L 17-32 H
1-28-31 W 36-34 H
1-6-32 W 33-32 H
1-10-33 W 45-35 H
1-9-34 W 42-27 H
1-10-35 W 25-21 H
2-11-35 L 31-45 N2
1-8-36 L 24-32 H
2-27-36 L 35-47 A
1-8-37 W 33-30 H
2-25-37 W 52-21 A
1-19-38 L 27-31 H
2-16-38 L 40-41 A
1-10-39 L 38-48 A
2-8-39 W 39-37 H
1-12-40 W 49-31 H
2-7-40 L 28-29 A
1-16-41 W 48-32 H
2-11-41 W 41-40 A
1-15-42 L 24-39 A
2-10-42 W 38-30 H
12-21-44 W 37-24 H
2-6-45 W 41-37 A
1-23-46 W 51-20 H
12-14-46 L 40-59 A
12-14-46 W 52-46 H
12-13-47 L 33-51 A
2-23-49 W 58-44 H
3-7-50 L 58-76 H
2-13-51 L 48-78 A
1-5-52 L 59-70 A
2-27-52 L 85-87 H
12-13-52 L 71-87 H
2-14-53 L 84-105 A
12-2-57 L 69-73 A
12-2-58 W 85-74 H
12-1-59 L 70-82 A
12-20-60 L 50-80 H
12-29-60 L 75-91 N3
12-12-61 L 63-71 A
12-11-62 L 69-71 H
2-8-64 W 56-54 A
12-1-64 W 72-58 H
12-1-65 L 82-93 A
12-1-66 W 80-65 H
12-20-69 W 92-72 N4
1-29-70 W-ot 87-81 A
12-17-70 W 107-86 H
12-15-71 W 82-62 A
12-16-72 W 90-80 H
2-18-74 W 72-62 A
12-11-74 W 73-51 H
1-19-76 W 80-60 A
1-10-77 L 65-71 H
2-20-78 W 62-49 A
1-10-79 W 95-56 H
2-21-79 W 44-40 A
2-20-80 W 63-55 H
12-6-80 W 88-68 A

12-8-83	W	52-41	H
12-5-84	L	53-54	A
1-8-86	W	67-47	H
11-24-91	W	78-43	H
1-25-93	W-ot	93-84	A
12-1-93	W	84-71	H
11-27-95	W	87-58	H
12-4-96	W	75-64	A
11-19-97	W	59-45	H
1-5-04	W	84-71	H
11-12-10	W	76-52	H
12-5-15	W	67-52	H
12-22-18	W	72-40	H
12-22-20	W	76-40	H

N1-Richmond, Va.; N2-Newport News, Va.; N3-Charleston, W. Va.; N4-Hampton, Va.

WINTHROP

Overall: 3-0
Home: 3-0 (1-0 JPJ)
12-1-90 W 93-47 H
1-2-93 W 92-68 H
11-15-11 W 69-48 H

WISCONSIN

Overall: 4-2
Home: 1-1 (1-1 JPJ)
Road: 1-0 (1-0 Kohl Center)
12-27-74 W 86-78 N1
11-21-98 L 56-66 N2
11-28-12 W 60-54 A
12-4-13 L 38-48 H
11-27-17 W 49-37 H
11-23-18 W 53-46 N3
N1-Milwaukee, Wis.; N2-Fairbanks, Alaska; N3-Nassau, Bahamas

WOFFORD

Overall: 2-0
Home: 2-0 (1-0 JPJ)
1-2-03 W 87-65 H
12-30-12 W 74-39 H

WYOMING

Overall: 0-1
3-12-87 NCAA L 60-64 N1
N1- Salt Lake City, Utah

XAVIER

Overall: 1-2
Home: 0-1 (0-1 JPJ)
Road: 0-1
12-29-71 W 85-65 N1
1-3-08 L 70-108 A
1-3-09 L 70-84 H
N1- Charleston, S.C.

YALE

Overall: 3-1
Home: 2-0 (1-0 JPJ)
1-2-60 W 81-76 H
12-18-67 L 72-79 N1
12-23-75 W 72-62 N2
11-20-16 W 62-38 H
N1-Blacksburg, Va.; N2-Columbia, S.C.



YEAR-BY-YEAR RESULTS



Henry Lannigan
24 Seasons (1905-29)
254-95 (.727)

1905-06 (8-2)

COACH: Henry H. Lannigan

J18	Charlottesville YMCA	H	W	30	9
J26	Washington & Lee	H	W	22	6
J30	Staunton YMCA	H	W	35	13
J31	Charlottesville YMCA	H	W	26	12
F2	Baltimore YMCA	A	L	7	35
F3	Carroll Institute	N1	L	12	62
F23	Bridgewater	H	W	24	19
M6	Charlottesville YMCA	H	W	20	5
M9	William & Mary	A	W	22	19
M10	Richmond YMCA	A	W	18	9

1-Washington, D.C.

1906-07 (5-3)

COACH: Henry H. Lannigan

D4	Charlottesville YMCA	H	W	36	16
J19	Washington & Lee	A	W	19	15
J26	George Washington	H	W	18	17
F2	Staunton Military Acad.	A	W	16	13
F2	Staunton YMCA	A	L	25	45
F7	George Washington	A	L	23	26
F9	Georgetown	A	L	11	22
F15	Washington & Lee	H	W	27	18

1907-08 (5-5)

COACH: Henry H. Lannigan

J10	William & Mary	A	W	36	22
J17	Washington & Lee	H	L	21	23
J25	Staunton Military Acad.	A	L	16	22
J28	Charlottesville H.S.	H	W	45	22
F1	Georgetown	H	L	19	42
F7	George Washington	A	W	22	10
F8	Georgetown	A	L	12	64
F20	Washington & Lee	A	L	22	35
F25	William & Mary	H	W	30	8
F29	George Washington	H	W	36	10

1908-09 (6-3)

COACH: Henry H. Lannigan

J16	William & Mary	H	W	25	19
	Washington & Lee	A	L	14	28
	VMI	A	W	22	12
J30	Georgetown	H	L	24	35
F2	Washington & Lee	H	W	23	8
F15	William & Mary	N1	W	32	28
F16	Randolph-Macon	N1	W	35	14
F24	VMI	H	W	24	18
F27	Georgetown	H	L	25	45

1-Richmond, Va.

1909-10 (12-4)

COACH: Henry H. Lannigan

D5	Jefferson School	H	W	17	5
D27	Newport News YMCA	N1	L	12	24
D28	Hampton YMCA	N1	W	39	14
J8	William & Mary	H	W	36	16
J15	Randolph-Macon	H	W	45	15
J22	Hampden-Sydney	H	W	39	11
J28	VMI	A	W	21	17
J29	Washington & Lee	A	L	21	35
F2	Georgetown	A	L	20	32
F3	Baltimore Medical	A	W	21	3
F4	St. John's (Md.)	A	W	29	16
F5	Navy	A	L	6	55
F12	George Washington	H	W	48	16
F21	Washington & Lee	H	W	51	7
F26	Georgetown	H	W	27	26
M1	VMI	H	W	56	21

1-Norfolk, Va.

1910-11 (10-5)

COACH: Henry H. Lannigan

J6	Pennsylvania	H	L	11	32
J14	Hampden-Sydney	H	W	53	5
J21	Randolph-Macon	H	W	34	8
J25	Emory & Henry	H	W	20	8
J30	Washington & Lee	H	L	22	26
F3	Georgetown	H	W	38	19
F10	Washington & Lee	A	W	24	19
F11	VMI	A	W	35	8
F17	Georgetown	A	L	23	35
F18	Navy	A	L	10	50
F22	Wake Forest	A	W	22	12
F23	Duke	A	W	24	18
F24	North Carolina	A	W	18	15
F25	Guilford	A	L	19	20
M1	North Carolina	H	W	26	17

1911-12 (7-4)

COACH: Henry H. Lannigan

J8	Emory & Henry	H	W	20	18
J13	Gallaudet	H	W	20	10
J22	Guilford	H	L	15	16
J26	Catholic	A	W	34	18
J27	Georgetown	A	L	16	34
F2	Washington & Lee	A	L	9	24
F3	VMI	A	W	17	16
F12	Georgetown	H	W	35	12
F16	Washington & Lee	H	W	23	13
F23	Franklin & Marshall	H	W	39	27
M1	Georgetown	A	L	16	21

1912-13 (11-4)

COACH: Henry H. Lannigan

J11	Gallaudet	H	W	40	12
J17	Hampden-Sydney	H	W	35	4
J18	Randolph-Macon	H	W	55	12
J24	Maryland	H	W	65	1
J27	N.C. State	H	W	53	10
J30	VMI	H	W	39	15
J31	Georgetown	H	W	22	16
F6	Duke	H	W	33	11
F8	Washington & Lee	N1	L	28	43
F10	North Carolina	N2	W	30	19
F14	Catholic	A	L	31	41
F15	Georgetown	A	L	19	26
F17	St. John's (Md.)	A	L	21	37
F18	George Washington	A	W	43	18
F22	Franklin & Marshall	H	W	44	28

1-Lynchburg, Va.; 2-Raleigh, N.C.

1913-14 (12-1-1)

COACH: Henry H. Lannigan

J10	Randolph-Macon	H	W	61	9
J12	George Washington	H	W	43	7
J17	Gallaudet	H	W	55	9
J22	Kentucky	H	W	39	23
J24	Catholic	H	W	62	22
F7	Washington & Lee	N1	T	35	35
F9	North Carolina	N2	W	67	27
F10	Duke	N2	W	51	21
F17	Wake Forest	H	W	80	16
F20	VMI	N3	W	51	14
F26	George Washington	A	W	41	16
F27	Catholic	A	Lot	28	30
F28	Loyola (Md.)	A	W	34	33
M4	North Carolina	H	W	66	23

1-Lynchburg, Va.; 2-Raleigh, N.C.; 3-Staunton, Va.

1914-15 (17-0)

COACH: Henry H. Lannigan

J11	George Washington	H	W	41	12
J13	Jefferson School	H	W	44	11
J16	W. Va. Wesleyan	H	W	56	25
J18	Randolph-Macon	H	W	72	19
J20	Richmond	H	W	39	13
J23	VMI	N1	W	40	16
J26	Roanoke	H	W	55	14
J30	Catholic	H	W	34	21
F1	Duke	H	W	52	14
F6	Washington & Lee	N2	W	28	13
F8	North Carolina	N3	Wot	30	29
F9	Duke	N3	W	51	24
F13	Loyola (Md.)	H	W	48	26
F18	North Carolina	H	W	43	26
F20	Virginia Tech	H	W	39	21
F25	Catholic	A	W	29	28
F26	George Washington	A	W	27	19

1-Staunton, Va.; 2-Lynchburg, Va.; 3-Raleigh, N.C.

1915-16 (11-2)

COACH: Henry H. Lannigan

J15	George Washington	H	W	51	25
J17	West Virginia	H	W	38	21
J19	Richmond	H	W	58	23
J22	Catholic	H	L	11	21
J29	VMI	H	W	39	26
F5	Washington & Lee	N1	W	29	24
F7	North Carolina	N2	W	30	24
F9	Virginia Tech	H	W	30	14
F11	Duke	H	W	34	31
F14	W. Va. Wesleyan	H	W	47	20
F23	Navy	A	L	26	35
F24	George Washington	A	W	26	20
F25	Catholic	A	W	33	18

1-Lynchburg, Va.; 2-Richmond, Va.

1916-17 (7-5)

COACH: Henry H. Lannigan

J13	Gallaudet	H	W	41	15
J18	St. John's (Md.)	H	W	29	15
J20	Randolph-Macon	H	W	49	5
J24	Richmond	H	W	31	20
J31	Navy	A	L	17	39
F5	West Virginia	H	W	26	25
F8	W.Va. Wesleyan	H	W	37	32
F10	VMI	A	L	19	30
F15	Duke	H	L	34	37
F20	Wake Forest	H	W	38	13
F22	Tennessee	H	L	21	24
F24	North Carolina	N1	L	24	35

1-Lynchburg, Va.

1917-18 (7-1)

COACH: Henry H. Lannigan

J17	Randolph-Macon	H	W	46	10
J25	Richmond	H	W	64	34
J28	Elon	H	W	47	15
F2	VMI	H	W	84	43
F13	VMI	A	W	25	24
F14	Duke	H	L	25	32
F19	North Carolina	N1	W	45	35
F22	Tennessee	H	W	58	21

1-Lynchburg, Va.

1918-19 (11-4)

COACH: Henry H. Lannigan

J16	Randolph-Macon	H	W	60	15
J18	Fort Myer	H	W	53	15
J24	Gallaudet	H	L	32	38
J25	Navy	A	L	16	57
F1	Camp Humphreys	H	L	28	30
F8	Lynchburg Ath. Club	H	W	48	29
F15	North Carolina	H	W	40	29
F19	Gallaudet	H	W	49	29
F21	VMI	H	L	25	33
F22	Wake Forest	H	Wot	33	29
F24	Duke	H	W	44	14
F25	Va. Medical College	H	W	53	30
F26	Wake Forest	A	W	40	32
F27	North Carolina	N1	W	31	21
M1	VMI	A	W	33	25

1-Raleigh, N.C.

1919-20 (10-3)

COACH: Henry H. Lannigan

J14	Lynchburg A.C.	H	W	36	16
J17	Randolph-Macon	H	W	29	12
J20	Richmond	H	W	55	13
J21	Navy	A	L	15	34
J30	Auburn	H	L	21	27
J31	VMI	N1	L	13	44
F7	North Carolina	H	W	40	25
F14	Camp Humphreys	H	W	30	26
F19	St. John's (Md.)	A	W	39	18
F20	Johns Hopkins	N2	W	33	28
F23	Duke	H	W	28	20
F26	Richmond	A	W	46	17
F27	North Carolina	N3	W	37	31

1-Lynchburg, Va.; 2-Richmond, Va.; 3-Raleigh, N.C.

1920-21 (13-5)

COACH: Henry H. Lannigan

J15	Hampden-Sydney	H	W	46	10
J17	South Carolina	H	W	44	9
J19	Richmond	H	W	33	15
J22	William & Mary	H	W	46	15
J27	Citadel	H	W	51	15
J29	Elon	H	W	60	10
F1	North Carolina	H	L	26	28
F2	Davidson	H	W	47	23
F5	Navy	A	L	17	30
F5	George Washington	A	W	30	23
F10	St. John's (Md.)	H	W	50	20
F16	Wake Forest	H	W	35	13
F17	Duke	H	W	34	15
F20	VMI	N1	L	15	31
F21	Delaware	H	W	26	22
F24	Richmond	A	W	35	30
F25	Duke	A	L	22	24
F26	North Carolina	A	L	12	43

1-Roanoke, Va.

1921-22 (17-1)

COACH: Henry H. Lannigan

J11	Lynchburg	H	W	47	22
J14	Randolph-Macon	H	W	58	16
J17	Roanoke	H	W	40	20
J19	William & Mary	H	W	35	20
J23	Richmond	H	W	28	21
J26	Elon	H	W	42	16
F2	Tennessee	H	W	31	20
F4	VMI	A	W	25	23
F9	Catholic	A	L	16	37
F10	Gallaudet	A	W	33	25
F11	George Washington	A	W	19	16
F13	Kentucky	H	Wot	32	30
F14	Lynchburg Elks	A	W	39	31
F18	VMI				

YEAR-BY-YEAR RESULTS



2021-22 VIRGINIA MEN'S BASKETBALL

1924-25 (14-3)

COACH: Henry H. Lannigan

J10 Lynchburg	H	W	20	19
J15 Hampden-Sydney	H	W	29	25
J16 Randolph-Macon	H	W	51	16
J20 Richmond	H	W	34	24
J24 VMI	A	W	27	21
J28 Stevens Tech	H	W	35	29
J31 Virginia Tech	H	W	43	32
F3 Roanoke	H	W	60	24
F7 Washington & Lee	H	W	41	27
F12 Gallaudet	H	W	39	15
F18 South Carolina	H	W	36	14
F19 Maryland	H	L	25	36
F20 N.C. State	A	W	21	20
F21 North Carolina	A	L	15	26
F26 South Carolina ^{SoCon}	N1	W	31	25
F27 Auburn ^{SoCon}	N1	W	29	27
F28 Mississippi ^{SoCon}	N1	L	24	32

1925-26 (9-6)

COACH: Henry H. Lannigan

J9 Randolph-Macon	H	W	52	19
J13 Richmond Blues	H	W	61	22
J16 Lynchburg	H	W	57	33
J18 Georgia	H	W	41	31
J21 Richmond	H	W	55	29
J26 Virginia Tech	A	W	34	19
F2 VMI	A	Wot	29	25
F4 North Carolina	H	L	16	47
F6 Maryland	H	W	34	28
F13 VMI	H	L	17	25
F16 Maryland	A	L	21	30
F17 Navy	A	L	26	45
F20 Washington & Lee	A	L	27	46
F26 Tulane ^{SoCon}	N1	W	29	25
F27 North Carolina ^{SoCon}	N1	L	23	25

1926-27 (9-10)

COACH: Henry H. Lannigan

J8 Richmond Coast Artillery	H	W	28	21
J10 Maryland	H	W	22	17
J14 Richmond	H	L	17	22
J17 Hampden-Sydney	H	W	41	18
J20 Georgia	H	L	22	29
J22 Virginia Tech	H	W	34	25
J24 N.C. State	H	L	9	13
J26 VMI	H	W	17	9
J31 Flying Fisher Five	H	W	51	16
F4 North Carolina	A	L	13	42
F5 Duke	A	W	34	24
F7 VMI	A	W	27	20
F8 Duke	H	L	26	36
F11 South Carolina	H	L	23	25
F12 South Carolina	N1	L	32	34
F15 Maryland	A	Lot	28	29
F16 Navy	A	L	19	33
F19 Washington & Lee	H	L	20	25
F21 Virginia Tech	A	W	27	14

1927-28 (20-6)

COACH: Henry H. Lannigan

J6 Lynchburg	H	W	39	27
J7 Randolph-Macon	H	W	34	23
J10 Hampden-Sydney	H	W	55	27
J14 Johns Hopkins	H	W	40	25
J16 Kentucky	H	L	28	31
J20 South Carolina	A	W	33	28
J21 South Carolina	A	W	38	29
J23 North Carolina	A	L	21	37
J27 Maryland	A	L	20	26
J28 Catholic	A	W	29	28
J31 Stevens Tech	H	W	28	20
F1 Richmond	H	W	38	30
F2 Virginia Tech	H	W	35	26
F6 North Carolina	H	L	22	26
F7 VMI	H	W	35	19
F9 Virginia Tech	A	W	38	12
F10 VMI	A	W	28	18
F11 N.C. State	H	L	23	33
F13 Maryland	H	W	34	12
F16 Sewanee	H	W	46	24
F17 Duke	H	W	44	34
F18 South Carolina	H	W	36	27
F21 Washington & Lee	A	W	36	28

F22 Brooklyn Poly.	H	W	39	27
F24 Alabama ^{SoCon}	N1	W	42	28
F25 Mississippi St. ^{SoCon}	N1	L	28	44

1928-29 (9-10)

COACH: Henry H. Lannigan

J6 Randolph-Macon	H	L	21	31
J10 Duke	H	W	35	23
J12 Johns Hopkins	H	W	22	21
J15 Maryland	H	L	22	30
J16 Georgia	H	L	32	40
J19 Washington & Lee	A	L	19	47
J23 Virginia Tech	A	L	25	26
J26 VMI	H	W	21	9
J28 N.C. State	A	L	27	41
J29 North Carolina	A	L	20	28
F1 Maryland	A	W	25	22
F2 Catholic	A	W	40	21
F5 Virginia Tech	H	W	34	25
F7 North Carolina	H	L	25	40
F12 West Virginia	H	L	36	45
F15 Davidson	H	W	38	27
F16 VMI	A	W	37	23
F19 Marshall	H	W	46	32
F26 Washington & Lee	H	L	30	50



Roy Randall
1 Season (1929-30)
3-12 (.200)

1929-30 (3-12)

COACH: Roy E. Randall

J8 Duke	H	L	32	65
J9 St. John's (Md.)	H	L	19	35
J14 Maryland	H	L	20	54
J16 William & Mary	H	L	17	32
J22 Richmond	H	W	36	35
J24 Virginia Tech	H	W	28	21
25 Washington & Lee	A	L	22	50
Virginia Tech	A	L	31	36
VMI	A	L	28	34
J31 N.C. State	H	Lot	31	36
F7 North Carolina	H	Lot	37	40
F8 Navy	A	L	38	55
F11 Washington & Lee	H	L	34	36
F15 Maryland	A	L	29	51
F19 VMI	H	W	34	24



Gus Tebell
21 Seasons (1930-51)
241-190 (.559)
1 NIT Appearance

1930-31 (11-9)

COACH: Gus K. Tebell

J7 Staunton Collegians	H	W	32	15
J10 Hampden-Sydney	H	W	39	14
J12 St. John's (Md.)	H	L	20	22
J14 Navy	A	L	21	36
J17 Virginia Tech	A	L	21	28
J20 Lynchburg	H	W	42	30
J23 VMI	A	W	28	21
J24 Washington & Lee	A	L	17	26
J28 William & Mary	H	W	36	34
J30 Virginia Tech	H	W	35	25
F2 Maryland	H	W	34	31
F5 Duke	H	L	31	43
F7 North Carolina	H	L	24	28
F11 VMI	H	W	25	22
F13 Maryland	A	L	21	34
F14 Catholic	A	W	45	25
F18 Washington & Lee	H	L	18	20
F21 Sewanee	H	W	48	15
F23 Richmond	H	W	28	18
F27 Auburn ^{SoCon}	N1	L	26	33

1-Atlanta, Ga.

1931-32 (13-8)

COACH: Gus K. Tebell

D4 Shawnee Club	H	W	32	20
D8 Staunton Collegians	H	W	35	7
D19 Richmond A.C.	H	W	36	25
J6 William & Mary	H	W	33	32
J9 Navy	H	L	24	25
J13 VMI	A	W	27	23
J16 Washington & Lee	A	W	25	11
J21 Maryland	H	L	31	36
J25 Virginia Tech	A	W	35	24
J27 Hampden-Sydney	H	W	23	19
J29 Virginia Tech	H	W	26	22
F1 St. John's (Md.)	H	L	18	20
F3 N.C. State	H	W	20	17
F5 Ohio State	H	L	26	30
F8 North Carolina	H	Lot	24	26
F10 Catholic	H	W	37	32
F13 Maryland	A	L	18	46
VMI	H	W	29	13
F23 Washington & Lee	A	Lot	17	21
F26 Alabama ^{SoCon}	N1	W	20	16
F27 Georgia ^{SoCon}	N1	L	19	40

1-Atlanta, Ga.

1932-33 (12-6)

COACH: Gus K. Tebell

People's Bank Club	H	W	51	25
J3 Viscose Club	H	W	56	21
J5 Richmond Rotary	H	W	35	21
J7 Randolph-Macon	H	W	41	17
J10 William & Mary	H	W	45	35
Gallaudet	H	W	42	11
J18 VMI	A	Lot	25	26
J21 Washington & Lee	N1	W	32	27
J27 Virginia Tech	N1	W	36	30
J31 Maryland	H	W	26	19
F2 N.C. State	H	L	27	31
F6 Georgia	H	W	31	17
F8 Navy	A	L	38	47
F9 Maryland	A	L	28	37
F15 Washington & Lee	H	W	21	19
F18 VMI	H	W	32	16
F21 Washington & Lee	A	L	30	44
F24 Duke ^{SoCon}	N2	L	24	38

1-Lynchburg, Va.; 2-Raleigh, N.C.

1933-34 (7-11)

COACH: Gus K. Tebell

Va. Medical College	H	W	52	17
J4 People's Bank Club	H	W	46	20
J6 Randolph-Macon	H	W	43	6
J9 William & Mary	H	W	42	27
J11 Washington & Lee	N1	L	25	26
J16 VMI	A	L	33	35
J19 North Carolina	A	L	35	44
J20 Duke	A	L	17	26
J22 N.C. State	A	Lot	31	35
J26 Maryland	H	L	20	43
J29 North Carolina	H	L	23	24
F1 Davidson	H	W	43	25
F6 Maryland	A	L	25	28
F7 Navy	A	L	20	34
F13 Hampden-Sydney	H	W	36	20
F20 Washington & Lee	H	W	31	30
F22 VMI	H	Lot	25	28
M1 North Carolina ^{SoCon}	N2	L	18	28

1-Lynchburg, Va.; 2-Raleigh, N.C.

1934-35 (13-9)

COACH: Gus K. Tebell

D7 Bridgewater	H	W	63	13
Apprentice School	H	W	32	11
D22 Richmond	A	L	16	25
J5 South Carolina	H	W	33	26
J7 Richmond	H	L	28	50
J10 William & Mary	H	W	25	21
J12 Washington & Lee	A	L	24	30
J14 Duke	A	L	20	30
J15 North Carolina	A	L	20	36
J18 VMI	A	W	33	27
J23 Virginia Tech	A	W	29	24
J26 Hampden-Sydney	H	W	39	13
J29 Randolph-Macon	H	W	34	17
F2 Maryland	A	L	24	44
F6 Navy	A	W	25	24
F8 Roanoke	H	W	50	26
F11 William & Mary	N1	L	31	45

F13 VMI	H	W	29	20
F15 Washington & Lee	H	W	31	29
F18 Virginia Tech	H	W	54	31
F20 Maryland	H	L	32	33
F26 Duke	N2	L	32	39

1-Newport News, Va.; 2-Raleigh, N.C.

1935-36 (11-13)

COACH: Gus K. Tebell

D7 Bridgewater	H	W	52	27
Langley Field	H	W	39	22
Apprentice School	H	W	22	17
Norport	H	W	39	36
J4 Clemson	H	L	34	45
J8 William & Mary	H	L	24	32
J11 Duke	A	L	29	45
J13 North Carolina	A	L	25	38
J14 N.C. State	A	L	28	40
J18 Washington & Lee	A	L	28	35
J24 North Carolina	H	Wot	33	30
J29 Randolph-Macon	H	W	32	30
F1 VMI	H	Wot	51	45
F5 Navy	A	Wot	26	25
F6 Maryland	A	L	34	40
F8 Richmond	H	L	25	53
F10 Duke	H	L	28	44
F12 VMI	A	W	37	36
F14 Virginia Tech	N1	W	30	26
F17 Richmond	A	L	32	37
F18 Davidson	H	W	33	28
F24 Washington & Lee	H	L	27	36
F27 William & Mary	A	L	35	47
M5 North Carolina ^{SoCon}	N2	L	21	39

1-Lynchburg, Va.; 2-Raleigh, N.C.

1936-37 (9-10)

COACH: Gus K. Tebell

D7 Bridgewater	H	W	36	11
J2 Naval Apprentice	H	L	20	24
J4 Naval Training St.	A	L	26	28
J8 William & Mary	H	W	33	30
J11 Washington & Lee	H	L	29	31
J14 Hampden-Sydney	H	W	37	29
J16 South Carolina	H	W	38	19
J21 Navy	A	L	25	35
J23 Maryland	A	L	23	37
J26 North Carolina	A	L	15	33
J27 N.C. State	A	L	17	40
F2 VMI	A	W	30	27
F5 North Carolina	H	L	22	45
F8 Richmond	A	W	38	25
F11 Virginia Tech	N1	L	28	29
F13 Washington & Lee	A	L	22	50
F19 Virginia Tech	N2	W		



YEAR-BY-YEAR RESULTS

1938-39 (15-5)

COACH: Gus K. Tebell

J2	Ital. Amer. Prog. Club	H	W	53	24
	Bridgewater	H	W	44	23
J7	Hampden-Sydney	H	W	42	26
J10	William & Mary	A	L	38	48
J12	North Carolina	H	W	37	29
J16	Richmond	H	W	45	28
J20	VMI	N1	W	33	23
J24	Naval Base	H	W	45	24
J28	Maryland	A	L	21	31
J30	Virginia Tech	H	W	45	16
F4	Navy	A	W	39	36
F6	Richmond	A	Lot	30	32
F8	William & Mary	H	W	39	37
F10	Roanoke	A	L	41	46
F13	North Carolina	A	L	37	48
F18	Washington & Lee	H	W	30	25
F20	Virginia Tech	A	W	39	25
F21	VMI	N1	W	50	27
F24	Va. Medical College	H	W	45	25
F27	Washington & Lee	A	W	33	29

1-Lynchburg, Va.

1939-40 (16-5)

COACH: Gus K. Tebell

D7	Bridgewater	H	W	35	14
	Norfolk Stars	A	W	41	25
	Norfolk NTS	A	W	45	32
	Langley Field	A	W	36	22
J6	Va. Medical College	H	W	46	24
J10	Hampden-Sydney	H	W	38	24
J12	William & Mary	H	W	49	31
J13	Roanoke	A	W	37	24
J17	St. Joseph's (Pa.)	A	L	39	43
J20	Norfolk NTS	H	W	48	32
J24	Navy	A	W	29	26
J27	VMI	A	W	29	26
J29	Virginia Tech	N1	W	34	25
F3	George Washington	H	Lot	32	35
F5	North Carolina	N2	W	44	25
F7	William & Mary	A	L	28	29
F10	Washington & Lee	N3	L	30	33
F14	VMI	H	W	27	24
F16	Richmond	A	L	21	27
F21	Virginia Tech	H	W	42	27
F26	Richmond	H	W	36	20

1-Roanoke, Va.; 2-Danville, Va.; 3-Lynchburg, Va.

1940-41 (18-6)

COACH: Gus K. Tebell

	Bridgewater	H	W	61	29
D30	House of David	H	W	63	33
J2	Roanoke A.L.	A	L	43	44
J4	Tennessee	H	W	41	30
J11	Hampden-Sydney	A	W	55	37
J13	Richmond	A	W	37	18
J16	William & Mary	H	W	48	32
J18	Washington & Lee	A	W	37	28
J21	Virginia Tech	N1	W	49	35
J25	VMI	A	L	39	42
J28	Richmond	H	W	37	22
J29	Army	A	W	40	36
F1	Navy	A	L	34	42
F4	Naval Training Stat.	H	W	70	24
F6	Maryland	H	W	47	18
F8	VMI	H	W	49	26
F11	William & Mary	A	W	41	40
F15	Virginia Tech	A	W	40	39
F19	George Washington	A	L	33	44
	St. Joseph's (Pa.)	A	W	52	39
F22	University of Mexico	H	W	57	31
F24	Washington & Lee	H	W	45	39
M6	Roanoke A.L.	A	L	41	51
M18	CCNY	N2	L	35	64

1-Lynchburg, Va.; 2-New York, N.Y.

1941-42 (7-10)

COACH: Gus K. Tebell

J8	Maryland	H	L	34	35
J10	Richmond	H	L	17	25
J12	Washington & Lee	H	L	31	32
J15	William & Mary	A	L	24	39
J23	Virginia Tech	N1	L	25	42
J24	VMI	A	W	27	21
J28	Emory & Henry	H	W	54	23
J31	Maryland	A	L	26	36
F3	George Washington	H	L	36	54
F5	Richmond	A	W	36	24
F7	Navy	A	L	37	51

F10	William & Mary	H	W	38	30
F12	Hampden-Sydney	H	W	47	33
F14	Virginia Tech	H	W	58	36
F16	Washington & Lee	A	W	41	31
F20	St. Joseph's (Pa.)	A	L	37	50
F23	VMI	H	L	34	49

1-Roanoke, Va.

1942-43 (8-13)

COACH: Gus K. Tebell

	Langley Field	A	W	36	29
	Newport News Appr.	A	W	51	48
	Norfolk Apprentice	H	W	52	15
	Camp Lee	A	L	33	51
J2	North Carolina	N1	W	50	45
	Camp Lee	H	L	32	39
	Hampden-Sydney	H	W	49	40
J9	Maryland	A	Lot	45	53
	Washington & Lee	H	W	35	34
J14	Richmond	A	L	48	50
	George Washington	A	L	43	49
	Norfolk NTS	H	L	34	65
	VMI	H	L	25	39
	Bolling Field	H	W	27	25
	Virginia Tech	N1	L	46	62
F9	Richmond	H	L	33	41
	Navy	A	L	41	50
F15	Maryland	H	L	42	56
	N.C. Pre-Flight School	A	L	47	56
	VMI	H	W	36	35
	Washington & Lee	A	L	35	46

1-Lynchburg, Va.

1943-44 (11-8)

COACH: Gus K. Tebell

	Woodrow Wilson Hosp.	H	W	30	21
	Fort Belvoir	H	W	47	34
	St. Joseph's (Pa.)	A	L	34	50
	7 pt	A	W	34	22
	Naval Training Stat.	H	L	20	50
J5	North Carolina	H	W	39	36
J8	Maryland	H	W	52	20
	VMI	A	W	39	25
J13	Richmond	H	L	31	43
	Virginia Tech	A	W	63	55
	Aberdeen Prov. Grnd	H	L	34	43
	Hampden-Sydney	A	W	30	25
	VMI	H	W	58	16
	Norfolk Air Base	A	L	35	60
	Norfolk Training Sta.	A	L	35	70
	Norfolk Air Base	H	L	34	49
F5	Maryland	A	W	49	36
F8	Richmond	A	L	38	46
	Hampden-Sydney	H	W	47	24

1944-45 (13-4)

COACH: Gus K. Tebell

D9	Hampden-Sydney	H	W	45	28
D12	Richmond Air Base	A	L	43	47
D16	Duke	N1	L	44	56
D19	Richmond Air Base	H	W	55	45
D21	William & Mary	H	W	37	24
J3	Camp Lee	H	L	33	36
J6	Richmond	H	W	30	24
J10	VMI	A	W	43	24
J13	North Carolina	N1	L	35	42
J17	Hampden-Sydney	H	W	38	35
J20	Virginia Tech	A	W	44	34
	Richmond Naval Base	H	W	70	29
F1	VMI	H	W	57	35
F3	Maryland	H	W	57	26
F6	William & Mary	A	W	41	37
F7	Milligan	H	W	62	31
F10	Maryland	A	W	61	33

1-Lynchburg, Va.

1945-46 (12-5)

COACH: Gus K. Tebell

D22	Randolph Macon	H	W	82	37
	Marshall	H	W	56	39
	Marine Institute	H	L	38	45
	Washington & Lee	H	W	63	24
J11	North Carolina	H	L	32	44
J16	Richmond	H	W	49	47
	N.C. State	H	W	53	29
	Virginia Tech	H	W	57	29
	Washington & Lee	A	W	64	36

J23	Maryland	A	W	48	45
	VMI	H	W	51	20
	Norfolk N.T.S.	H	W	89	41
	George Washington	H	W	67	35
F4	Richmond	A	L	39	50
	VMI	A	W	56	18
F9	Maryland	H	L	36	37

1-Lynchburg, Va.

1946-47 (10-11)

COACH: Gus K. Tebell

	Roanoke	H	W	60	42
	Randolph-Macon	A	W	55	43
	Quantico Marines	H	L	46	49
D14	Duke	N1	L	34	47
	American	H	W	50	35
	Richmond All-Stars	H	W	65	63
	William & Mary	A	L	40	59
	VMI	H	W	62	47
	Washington & Lee	A	L	52	54
	William & Mary	H	W	52	46
J17	Richmond	A	L	40	44
J21	North Carolina	A	L	38	63
	Virginia Tech	A	W	58	52
	George Washington	H	L	39	41
F11	Michigan St.	A	L	46	51
	Bradley	A	L	58	77
	Louisville	A	L	43	69
	Washington & Lee	H	W	53	51
F25	Richmond	H	W2ot	55	54
	George Washington	A	L	56	57
	VMI	A	W	59	37

1-Lynchburg, Va.

1947-48 (16-10)

COACH: Gus K. Tebell

D4	War Dept. Headquarters	H	W	63	38
	Old Dom. Club	H	W	70	54
	George Washington	H	L	49	55
D13	Duke	H	W	49	39
	Randolph-Macon	H	W	75	41
	William & Mary	A	L	33	51
	Georgia	A	L	55	62
D20	Georgia Tech	A	L	48	50
J6	Washington & Lee	A	W	73	54
J7	George Washington	A	L	55	61
J10	LaSalle	A	L	59	67
J12	Maryland	H	W	64	44
J14	VMI	A	W	56	35
J16	Virginia Tech	H	L	49	54
J31	Richmond	H	W	62	54
	Old Dom. Club	H	W	61	58
	Dan Masters	A	W	73	63
F5	Quantico Marines	A	W	76	71
F7	Richmond	A	W	70	57
F12	VMI	H	W	61	47
F16	Maryland	A	W	68	56
F19	Duke	A	L	48	57
F21	Virginia Tech	A	L	43	57
F23	Quantico Marines	H	W	62	56
F25	Navy	A	L	41	48
F28	Washington & Lee	H	W	64	49

1948-49 (13-10)

COACH: Gus K. Tebell

D2	Lynchburg Independents	H	W	72	40
D3	Langley Field	H	W	78	38
D6	Richmond Royals	H	W	75	39
D8	American	H	W	57	51
D11	Duke	N1	L	37	47
D15	Navy	A	L	56	58
D16	Maryland	A	W	53	47
D20	George Washington	H	W	67	53
J7	Maryland	H	W	79	43
J10	Washington & Lee	H	L	66	75
J11	VMI	A	W	63	46
J13	Richmond	H	W	68	61
J31	Virginia Tech	A	L	50	52
F2	George Washington	A	L	50	62
F4	Gettysburg	A	W	72	68
F5	Dickinson	A	W	80	63
F8	Washington & Lee	A	L	81	84
F10	Virginia Tech	H	L	64	66
F12	Richmond	A	L	58	59
F16	VMI	H	W	65	52
F19	Michigan State	A	L	43	62
F21	Lawrence Tech	A	L	56	71
F23	William & Mary	H	W	58	44

1-Lynchburg, Va.

1949-50 (12-13)

COACH: Gus K. Tebell

N30	Richmond Royals	H	W	63	37
D3	Randolph-Macon	A	W	61	53
D6	Maryland	H	W	66	56
D8	Roanoke	H	W	60	45
D10	Duke	N1	L	61	82
D14	Navy	A	L	38	61
D17	George Washington	A	W	68	64
D19	Gettysburg	H	L	59	57
J4	Dickinson	H	W	79	62
J7	American	H	W	67	58
J11	VMI	A	W	78	55
J14	Richmond	A	L	62	76
J16	Virginia Tech	H	L	50	64
J30	Roanoke	A	W	77	60
F1	West Virginia	A	L	46	65
F3	N.Y. Athletic Club	A	L	6	

YEAR-BY-YEAR RESULTS



2021-22 VIRGINIA MEN'S BASKETBALL

1952-53 (10-13)

COACH: Evan J. Male

D2	Maryland	A	L	61	71
D6	Vanderbilt	A	L	83	90
D10	Hampden-Sydney	N1	W	101	61
D13	William & Mary	H	L	71	87
D15	VMI	A	W	69	62
D17	Johns Hopkins	A	W	80	56
D19	Gettysburg	A	L	79	100
D20	Franklin & Marshall	A	L	69	86
J5	Maryland	H	L	56	59
J9	VMI	H	W	89	78
J12	Washington & Lee	A	W	86	69
J15	Navy	A	L	71	93
J21	Virginia Tech	H	W	108	95
F4	Roanoke	A	W	75	67
F7	Richmond	A	L	85	93
F10	Georgetown	H	W	76	75
F14	William & Mary	A	L	84	105
F17	Virginia Tech	A	Wot	87	85
F19	George Washington	H	L	76	98
F21	West Virginia	H	L	84	110
F24	Richmond	H	Lot	81	88
F27	George Washington	A	L	95	110
M3	Washington & Lee	H	W	91	76

1-Richmond, Va.

1953-54 (16-11, 1-4 ACC)

COACH: Evan J. Male

D2	Hampden-Sydney	H	W	98	62
D5	Navy	A	L	75	86
D9	Randolph-Macon	H	W	86	41
D12	Franklin & Marshall	H	W	94	70
D15	Gettysburg	H	W	75	73
D17	Washington & Lee	H	W	81	62
D29	George Washington	N1	L	72	97
D30	Virginia Tech	N1	W	97	81
J2	Duke	A	L	64	86
J5	Maryland	A	L	64	70
J7	Richmond	H	L	69	78
J9	Johns Hopkins	H	W	84	62
J12	Virginia Tech	A	W	95	73
J16	North Carolina	A	L	66	78
J18	Maryland	H	L	56	70
J21	Geo. Wash. (10)	H	L	72	73
F3	VMI	A	W	78	76
F5	Richmond	A	L	84	107
F6	Johns Hopkins	A	W	75	55
F8	North Carolina	H	W	83	69
F13	Georgetown	A	W	85	78
F16	Washington & Lee	H	W	97	79
F18	VMI	H	W	99	80
F22	Virginia Tech	H	W	78	69
F25	Roanoke	H	W	93	71
F27	Pennsylvania	A	L	62	71
M4	Duke (11) ^{ACC}	N2	L	68	96

1-Alexandria, Va.; 2-Raleigh, N.C.

1954-55 (14-15, 5-9 ACC)

COACH: Evan J. Male

D1	Hampden-Sydney	A	W	110	63
D6	Randolph-Macon	A	W	95	54
D8	Navy	A	W	79	69
D11	Wake Forest (17)	H	L	90	100
D14	Maryland	H	L	69	72
D17	Clemson	A	W	100	93
D18	South Carolina	A	W	92	82
D20	Eastern Kentucky	N1	L	74	84
D29	Marshall	N2	L	98	103
D30	Washington & Lee	N7	W	96	90
J3	South Carolina	H	W	89	69
J6	Maryland (11)	A	L	63	78
J8	VMI	H	W	106	84
J11	North Carolina	H	L	87	96
J14	Washington & Lee	H	W	104	91
J15	Duke	A	L	89	109
J29	VMI	A	W	87	72
F1	N.C. State (6)	A	L	91	98
F2	Wake Forest	A	L	90	96
F8	N.C. State (7)	H	L	97	114
F11	North Carolina	N3	W	98	73
F14	Clemson	H	W	106	68
F18	Virginia Tech	H	W	107	59
F19	Richmond	A	L	88	92
F22	Duke	H	L	92	106
F25	Virginia Tech	A	L	72	78
M1	Washington & Lee	A	L	89	98
M3	Maryland (18) ^{ACC}	N4	Wot	68	67

M4	Duke ^{ACC}	N4	Lot	77	90
----	---------------------	----	-----	----	----

1-Bristol, Va.; 2-Fayetteville, W.Va.;
3-Greensboro, N.C.; 4-Raleigh, N.C.

1955-56 (10-17, 3-11 ACC)

COACH: Evan J. Male

D2	Maryland	A	L	55	67
D6	Hampden-Sydney	H	W	82	63
D10	Richmond	A	L	72	74
D12	Wake Forest	H	L	69	82
D16	Clemson	A	L	73	75
D17	South Carolina	A	L	69	70
D28	Cincinnati	N1	L	69	93
D29	Virginia Tech	N1	W	103	84
D30	Army	N1	W	86	71
J2	South Carolina	H	W	84	83
J7	Virginia Tech	H	W	71	66
J10	North Carolina (9)	A	L	65	101
J16	Washington & Lee	H	W	73	71
J28	VMI	A	W	78	77
J31	N.C. State (4)	A	L	54	99
F2	Wake Forest	A	L	67	84
F4	Virginia Tech	A	L	64	74
F7	N.C. State (4)	H	L	76	77
F9	Duke (8)	A	L	59	74
F11	North Carolina (12)	H	L	72	83
F13	Clemson	H	W	96	85
F16	Washington & Lee	A	L	71	79
F18	VMI	H	W	107	91
F21	Duke (11)	H	L	58	92
F23	Maryland	H	W	73	60
F25	St. Joseph's (Pa.)	A	L	69	72
M1	No. Carolina (8) ^{ACC}	N2	L	77	81

1-Richmond, Va.; 2-Raleigh, N.C.

1956-57 (6-19, 3-11 ACC)

COACH: Evan J. Male

D1	Maryland	H	L	63	67
D4	VMI	A	W	90	79
D8	Richmond	A	L	59	65
D11	Wake Forest	H	Lot	55	60
D15	Washington & Lee	H	L	62	76
D30	Mississippi	N1	W	83	81
D31	Kentucky Wesleyan	A	L	72	82
J1	Maryland	N1	L	39	43
J8	Richmond	H	L	50	56
J12	North Carolina (2)	A	L	90	102
J15	South Carolina	H	W	76	73
J26	VMI	H	W	78	54
J29	N.C. State	N2	L	63	80
J31	Wake Forest (13)	A	L	58	73
F2	Virginia Tech	A	L	56	70
F5	N.C. State	A	L	60	87
F11	North Carolina (1)	H	L	59	68
F12	Maryland	A	L	64	85
F15	South Carolina	A	L	79	97
F16	Clemson	A	Lot	81	84
F19	Duke (16)	H	W	90	81
F23	Clemson	H	W	85	71
F27	Duke	A	L	66	81
M2	Washington & Lee	A	L	69	73
M7	Maryland ^{ACC}	N3	L	69	72

1-Owensboro, Ky.; 2-Portsmouth, Va.; 3-Raleigh, N.C.



Billy McCann
6 Seasons (1957-63)
40-106 (.274)/20-64 ACC

1957-58 (10-13, 6-8 ACC)

COACH: William T. McCann

D2	William & Mary	A	L	69	73
D7	Richmond	H	L	51	64
D14	Wake Forest	H	W	66	61
D18	Washington & Lee	H	W	87	63
D27	LaSalle	N1	L	64	72
D28	Pennsylvania	N1	W	88	64
J1	N.C. State (11)	A	L	70	84
J3	Clemson	A	W2ot	88	85
J4	South Carolina	A	W	74	68
J7	Virginia Tech	H	W	80	66
J9	North Carolina (3)	A	L	66	82
J11	Wake Forest	A	L	72	81
J30	Duke	A	L	71	88

F1	VMI	A	W	79	69
F4	N.C. State (9)	N2	L	58	61
F7	Maryland (8)	H	L	66	87
F11	North Carolina (11)	H	L	66	73
F14	Clemson	H	W	74	59
F18	Maryland (14)	A	L	56	69
F21	St. Joseph's (Pa.)	A	L	63	83
F25	Duke (6)	H	W3ot	70	68
F28	South Carolina	H	W	77	70
M6	Maryland (17) ^{ACC}	N3	L	66	70

1-Richmond, Va.; 2-Portsmouth, Va.; 3-Raleigh, N.C.

1958-59 (11-14, 6-8 ACC)

COACH: William T. McCann

D2	William & Mary	H	W	85	74
D4	Virginia Tech	A	L	73	85
D6	Richmond	A	L	66	72
D8	North Carolina	A	L	61	83
D10	Maryland	A	L	56	63
D13	West Virginia (4)	N13	W	75	72
D18	Wake Forest	H	L	76	83
D20	St. John's (N.Y.)	A	L	71	90
D27	Tennessee (11)	A	L	59	79
D29	Vanderbilt	A	L	64	75
J6	N.C. State (2)	A	L	68	73
J9	Clemson	A	L	63	70
J10	South Carolina	A	L	64	69
J13	Washington & Lee	A	W	89	46
J15	Duke	H	W	86	67
F3	N.C. State (6)	H	L	70	87
F12	VMI	H	W	85	66
F14	Clemson	H	W	69	61
F18	Maryland	H	W	62	50
F20	Duke	A	L	63	71
F21	Wake Forest	A	W2ot	81	78
F25	North Carolina (3)	H	W	69	68
F28	South Carolina	H	W	81	70
M5	Maryland ^{ACC}	N2	W	66	65
M6	N.C. State (10) ^{ACC}	N2	L	63	66

1-Charleston, W. Va.; 2-Raleigh, N.C.

1959-60 (6-18, 1-13 ACC)

COACH: William T. McCann

D1	William & Mary	A	L	70	82
D5	Richmond	H	W	85	67
D9	Maryland	A	L	62	70
D12	Virginia Tech	H	L	72	80
D17	Wake Forest	H	L	64	67
D19	Rhode Island	H	W	86	83
J2	Yale	H	W	81	76
J5	N.C. State	H	W	53	48
J6	VMI	A	W	83	71
J9	South Carolina	H	L	70	74
J13	West Virginia (3)	N1	L	81	102
J16	North Carolina (16)	N2	L	57	76
F2	N.C. State	A	L	53	87
F5	South Carolina	A	L	77	78
F6	Clemson	A	L	56	74
F10	Maryland	H	L	43	44
F13	Clemson	H	L	58	59
F16	Duke	A	L	66	78
F17	Wake Forest	A	L	66	106
F20	Navy	A	L	61	74
F22	Duke	H	L	63	79
F25	North Carolina	A	L	58	97
F27	Washington & Lee	H	W	86	59
M3	North Carolina (16) ^{ACC}	N3	L	63	84

1-Charleston, W. Va.; 2-Greensboro, N.C.; 3-Raleigh, N.C.

1960-61 (3-23, 2-12 ACC)

COACH: William T. McCann

D3	Maryland	H	L	52	57
D6	North Carolina	A	L	47	81
D10	Richmond	A	L	68	80
D13	VMI	H	L	63	75
D16	Wake Forest	H	L	82	88
D17	West Virginia	N1	L	85	104
D20	William & Mary	H	L	50	80
D29	William & Mary	N1	L	75	91
D30	VMI	N1	W	76	68
J3	N.C. State	N2	L	71	94
J7	Wake Forest	A	L	61	88
J9	South Carolina	H	W	94	91
J11	Duke (8)	H	Lot	90	92
J14	North Carolina (7)	H	L	70	92
J21	George Washington	H	L	77	86

J27	Bucknell	H	L	81	99
J31	N.C. State	N3	L	58	91
F3	Clemson	A	L	81	89
F4	South Carolina	A	W	90	82
F11	Navy	H	L	71	85
F13	Washington & Lee	A	L	68	78
F18	Virginia Tech	A	L	70	105
F20	Duke (3)	A	L	66	77
F22	Maryland	A	L	62	77
F24	Clemson	H	L	63	85
M2	Duke (9) ^{ACC}	N4	L	54	89

1-Charleston, W. Va.; 2-Portsmouth, Va.; 3-Greensboro, N.C.; 4-Raleigh, N.C.



YEAR-BY-YEAR RESULTS



Bill Gibson
11 Seasons (1963-74)
120-158 (.432)/50-98 ACC
1 NIT Appearance (0-1)

1963-64 (8-16, 4-10 ACC)

COACH: William J. Gibson

N30 Kentucky (9)	A	L	64	75
D2 Maryland	A	L	58	68
D7 Richmond	H	W	91	71
D17 Clemson	H	L	52	53
D19 Duke (5)	A	L	73	84
D27 Mississippi State	N1	W	81	68
D28 Kentucky Wesleyan	A	L	42	62
J2 Virginia Tech	A	L	60	62
J4 South Carolina	H	L	62	70
J8 N.C. State	H	W	66	53
J11 Davidson (5)	N2	L	62	64
J13 Wake Forest	A	L	52	70
J25 Virginia Tech	H	L	62	78
F1 N.C. State	N3	W	50	48
F3 North Carolina	A	L	76	89
F8 William & Mary	A	W	56	54
F10 Duke (7)	H	L	59	80
F14 Navy	H	W	66	55
F15 Wake Forest	H	Lot	58	66
F20 Maryland	H	W	79	73
F24 North Carolina	H	W	79	64
F28 South Carolina	A	L	82	96
F29 Clemson	A	L	73	90
M5 Wake Forest ^{ACC}	N4	L	60	79

1-Owensboro, Ky.; 2-Charlotte, N.C.;
3-Greensboro, N.C.; 4-Raleigh, N.C.

1964-65 (7-18, 3-11 ACC)

COACH: William J. Gibson

D1 William & Mary	H	W	72	58
D5 Maryland	H	W	61	59
D9 VMI	A	L	75	95
D12 Richmond	A	L	66	72
D17 Wake Forest	A	L	75	88
D19 Duke (6)	H	L	91	104
D22 Davidson (10)	N1	L	74	86
D31 Canisius	A	W	64	61
J2 Connecticut	N2	W	68	63
J4 Virginia Tech	A	L	56	73
J6 N.C. State	H	L	67	73
J8 South Carolina	A	L	60	64
J9 Clemson	A	L	72	99
J13 Hampden-Sydney	H	W	106	73
J16 North Carolina	H	L	80	87
J30 N.C. State	A	L	69	92
F3 Temple	A	L	59	84
F11 Duke (6)	A	L	72	136
F13 Navy	A	L	63	85
F17 Maryland	A	L	47	52
F22 Wake Forest	H	Lot	72	74
F23 North Carolina	A	L	101	52
F26 South Carolina	H	W	70	59
F27 Clemson	H	W	69	67
M4 N.C. State ^{ACC}	N3	L	69	106

1-Charlotte, N.C.; 2-Buffalo, N.Y.; 3-Raleigh, N.C.

1965-66 (7-15, 4-10 ACC)

COACH: William J. Gibson

D1 William & Mary	A	L	82	93
D4 Kentucky	H	L	73	99
D6 Wake Forest	H	W	97	94
D11 Richmond	H	L	69	89
D14 N.C. State	H	L	87	98
D18 Duke (1)	H	L	72	75
J5 Maryland	A	W	65	62
J8 N.C. State	A	L	69	86
J10 Wake Forest	A	L	87	99
J15 North Carolina	H	W	70	69
J28 Clemson	A	L	69	70
J29 South Carolina	A	L	64	82
F2 Virginia Tech	H	W	79	65
F5 Navy	H	W	85	57
F10 Miami	A	L	75	80
F12 Duke (2)	A	L	55	81
F16 Maryland	H	L	64	71
F19 VMI	H	W	79	65
F22 North Carolina	A	L	79	81
F25 Clemson	H	W	63	61

F26 South Carolina	H	Lot	57	59
M3 N.C. State ^{ACC}	N1	L	77	86

1-Raleigh, N.C.

1966-67 (9-17, 4-10 ACC)

COACH: William J. Gibson

D1 William & Mary	H	W	80	65
D3 Kentucky (3)	A	L	84	104
D8 Richmond	A	W	89	84
D10 Miami	H	L	78	80
D13 Maryland	H	L	65	85
D16 Duke	A	L	82	98
D28 Columbia	N1	W	112	88
D30 Connecticut	A	L	79	100
J2 Davidson	H	L	71	75
J5 NYU	A	W	91	84
J7 Wake Forest	A	L	77	84
J11 South Carolina	H	L	67	81
J14 Clemson	H	Lot	88	102
J28 North Carolina (2)	A	L	76	103
J30 N.C. State	A	W	83	70
F1 Duke	H	L	77	100
F4 Navy	A	L	75	77
F7 North Carolina (2)	H	L	75	79
F11 N.C. State	H	L	59	70
F13 Maryland	A	L	76	87
F16 Wake Forest	H	W	81	67
F18 Pittsburgh	A	W	82	70
F25 South Carolina	A	Wot	71	68
F27 Clemson	A	W	73	71
M2 Virginia Tech	A	L	60	76
M9 Duke ^{ACC}	N2	L	78	99

1-Storrs, Conn.; 2-Charlotte, N.C.

1967-68 (9-16, 5-9 ACC)

COACH: William J. Gibson

D2 St. John's (N.Y.)	A	L	63	82
D7 VMI	A	W	84	79
D11 South Carolina	H	W	84	82
D13 Duke	A	L	61	103
D16 NYU	H	W	90	83
D18 Yale	N1	L	72	79
D20 Marshall	A	L	89	97
D21 Bowling Green	N2	L	72	76
J3 Richmond	H	L	97	102
J6 Virginia Tech	H	L	82	84
J8 Wake Forest	A	L	90	97
J11 Clemson	A	W	95	92
J13 South Carolina	A	L	68	94
J20 Clemson	H	W	81	73
J29 N.C. State	H	L	77	79
F1 Duke (9)	H	L	78	90
F3 Navy	H	W	96	80
F6 North Carolina (3)	A	L	64	108
F10 N.C. State	A	L	63	91
F13 Maryland	A	L	76	85
F17 Pittsburgh	H	W	92	60
F19 Wake Forest	H	W	100	87
F24 North Carolina (3)	H	L	74	92
F28 Maryland	H	W	70	68
M7 South Carolina ^{ACC}	N3	L	78	101

1-Blacksburg, Va.; 2-Huntington, W.Va.;
3-Charlotte, N.C.

1968-69 (10-15, 5-9 ACC)

COACH: William J. Gibson

D5 Richmond	A	W	113	92
D7 George Washington	H	L	84	98
D11 Duke (9)	H	W	81	75
D14 South Carolina	H	W	86	70
D17 North Carolina (2)	A	L	67	94
D20 Richmond	N1	W	90	77
D21 Virginia Tech	N1	L	74	85
D26 Air Force	N2	W	90	85
D27 East Carolina	A	W	88	79
D28 Baylor	N2	L	61	79
J3 N.C. State	N3	L	80	95
J4 Wake Forest	N3	L	66	90
J8 Navy	A	W	84	68
J11 Clemson	H	W	82	75
J13 St. John's (N.Y.) (8)	H	L	61	77
J30 Maryland	A	W	78	77
F4 North Carolina (2)	H	L	76	99
F8 N.C. State	A	L	62	66
F11 Virginia Tech	A	L	64	68
F15 Maryland	H	W	84	78
F17 Duke	A	L	81	100
F22 South Carolina (12)	A	L	70	86

F24 Clemson	A	L	90	92
M1 Wake Forest	H	L	84	87
M6 Duke ^{ACC}	N4	L	86	99

1-Salem, Va.; 2-Greenville, N.C.; 3-Greensboro, N.C.; 4-Charlotte, N.C.

1969-70 (10-15, 3-11 ACC)

COACH: William J. Gibson

D1 Georgia Tech	A	L	49	72
D6 Duke	A	L	45	57
D9 Pennsylvania	A	L	53	84
D10 VMI	H	W	65	44
D13 South Carolina (8)	H	L	51	62
D16 North Carolina (7)	H	L	76	80
D19 Richmond	N1	W	87	76
D20 William & Mary	N1	W	92	72
J2 Wake Forest	N2	L	58	65
J3 N.C. State (15)	N2	L	60	71
J7 Virginia Tech	H	W	81	71
J10 Clemson	A	L	87	104
J12 South Carolina (3)	A	L	42	63
J15 Wake Forest	A	L	79	90
J29 William & Mary	A	Wot	87	81
J31 Navy	H	W	52	44
F3 North Carolina (7)	A	L	72	87
F7 N.C. State (5)	H	L	66	71
F11 Maryland	H	W	71	69
F17 George Washington	A	Lot	84	87
F21 Clemson	H	W	94	79
F23 Duke	H	W	61	57
F28 Maryland	A	L	71	79
M5 North Carolina ^{ACC}	N3	W	95	93
M6 N.C. State (19) ^{ACC}	N3	L	66	67

1-Hampton, Va.; 2-Greensboro, N.C.; 3-Charlotte, N.C.

1970-71 (15-11, 6-8 ACC)

COACH: William J. Gibson

D1 VMI	N1	W	81	52
D3 Virginia Tech	N1	W	68	59
D5 Duke	H	W	75	70
D9 Navy	A	W	81	63
D11 Boston College	N2	W	79	69
D12 West Virginia	A	Wot	94	91
D15 North Carolina (20)	A	L	75	80
D17 William & Mary	H	W	107	86
J6 Virginia Tech	A	L	74	93
J9 Clemson	H	W	66	56
J11 South Carolina (2)	H	W	50	49
J13 Wake Forest	H	W	86	81
J16 Georgia Tech	H	W	89	84
J28 [15] Clemson	A	L	44	45
J30 [15] S. Carolina (10)	A	L	70	92
F2 Washington & Lee	H	W	92	70
F6 N.C. State	H	W	79	53
F10 Maryland	H	W	78	63
F13 Wake Forest	A	L	71	95
F20 Duke	A	L	69	101
F22 N.C. State	A	L	77	97
F27 North Carolina (13)	H	L	74	75
M4 Seton Hall	N3	L	71	73
M6 Maryland	A	Lot	84	89
M11 Wake Forest ^{ACC}	N4	W	85	84
M12 No. Carolina (13) ^{ACC}	N4	L	68	78

1-Hampton, Va.; 2-Morgantown, W.Va.; 3-New York, N.Y.; 4-Greensboro, N.C.

1971-72 (21-7, 8-4 ACC)

COACH: William J. Gibson

D1 Washington & Lee	A	W	113	80
D4 Duke	A	W	86	77
D8 Maryland (5)	H	W	78	57
D11 Baldwin-Wallace	H	W	117	83
D15 [19] William & Mary	A	W	82	62
D20 [19] VMI	N1	W	93	51
D21 [18] Richmond	N1	W	93	58
D29 [11] Xavier	N2	W	85	65
D30 [11] Citadel	A	W	77	72
J3 [11] Wake Forest	A	W	74	64
J8 [9] N.C. State	A	W	84	73
J12 [8] Geo. Washington	H	W	97	76
J15 [8] No. Carolina (3)	H	L	79	85
J26 [8] Johns Hopkins	H	W	112	70
J31 [8] Clemson	A	W	62	58
F5 [7] N.C. State	H	W	69	68
F7 [7] Virginia Tech	H	W	107	85
F9 [6] West Virginia	N3	W	89	88
F12 [6] Wake Forest	H	W	74	67
F16 [6] Penn State	A	L	74	86

F19 [6] Duke	H	L	76	86
F21 [6] Clemson	H	W	62	60
F23 [13] Pittsburgh	H	W	84	74
F26 [13] No. Carolina (5)	A	L	78	91
M4 [12] Maryland (18)	A	L	42	45
M9 [15] Wake Forest ^{ACC}	N4	W	74	65
M10 [15] Maryland (13) ^{ACC}	N4	L	57	62
M17 [20] Lafayette ^{NIT}	N5	L	71	72

1-Roanoke, Va.; 2-Charleston, S.C.;
3-Charleston, W.Va.; 4-Greensboro, N.C.;
5-New York, N.Y.

1972-73 (13-12, 4-8 ACC)

COACH: William J. Gibson

D2 Washington & Lee	H	W	102	69
D6 VMI	H	W	85	67
D8 Wake Forest	A	W	75	62
D12 Princeton	A	L	65	69
D16 William & Mary	H	W	90	80
D27 Georgetown	N1	W	72	58
D29 St. Louis	A	L	74	75
J3 Duke	H	Wot	80	74
J6 N.C. State (4)	H	L	61	68
J9 Maryland (2)	A	L	74	93
J25 North Carolina (3)	A	W	84	78
J27 Clemson	A	L	63	64
J31 West Virginia	H	W	89	75
F3 N.C. State (2)	A	L	59	64
F6 Navy	A	W	67	51
F10 Wake Forest	H	W	104	73
F13 Duke	A	L	66	90
F17 Penn State	H	W	85	74
F19 Clemson	H	Lot	54	56
F21 Pittsburgh	A	W	79	66
F24 North Carolina (6)	H	L	68	76
F28 Virginia Tech	A	L	83	87
M3 Maryland (9)	H	L	81	92
M8 Duke ^{ACC}	N2	W	59	55
M9 N.C. State (2) ^{ACC}	N2	L	51	63

1-St. Louis, Mo.; 2-Greensboro, N.C.

1973-74 (11-16, 4-8 ACC)

COACH: William J. Gibson

D1 Washington &

YEAR-BY-YEAR RESULTS



Terry Holland
16 Seasons (1974-90)
 326-173 (.653)/111-103 ACC
 9 NCAA Appearances (15-9)
 2 Final Fours (1981, 1984)
 4 NIT Appearances (8-3)
 1 NIT Title (1980)

1974-75 (12-13, 4-8 ACC)

COACH: Terry Holland

D2	Washington & Lee	H	W	77	69
D4	Kent State	H	W	58	40
D7	N.C. State (1)	A	L	72	101
D11	William & Mary	H	W	73	51
D27	Wisconsin	N1	W	86	78
D28	Marquette (14)	A	L	55	73
J 4	Clemson	A	L	68	86
J8	Wake Forest (19)	A	L	66	83
J11	Virginia Tech	A	L	73	74
J13	Davidson	N2	W	58	56
J15	Penn State	H	W	73	50
J18	Duke	H	W	60	56
J22	North Carolina (14)	A	L	70	85
J25	Clemson	H	L	64	74
J29	West Virginia	H	W	87	79
F1	Duke	A	Wot	92	85
F4	Maryland (4)	A	L	79	86
F8	Wake Forest	H	W	71	58
F12	N.C. State (5)	H	L	46	59
F15	Pittsburgh	A	Lot	70	71
F19	Maryland (3)	H	L	51	70
F22	North Carolina (13)	H	W	65	62
F25	Princeton	H	L	50	55
M1	Stetson	H	W	60	58
M6	N.C. State (8) ^{ACC}	N3	L	85	91

1-Milwaukee, Wis.; 2-Charlotte, N.C.;
 3-Greensboro, N.C.

1975-76 (18-12, 4-8 ACC)

COACH: Terry Holland

D1	Hampden-Sydney	H	W	113	65
D3	Washington & Lee	A	W	101	57
D6	Duke	A	L	79	81
D9	Penn State	A	W	79	66
D22	Oklahoma State	N1	L	69	72
D23	Yale	N1	W	72	62
J3	VMI	N2	W	74	63
J5	Davidson	A	W	72	51
J7	Wake Forest (7)	H	W	63	58
J10	North Carolina (6)	H	L	82	85
J14	Virginia Tech	N3	L	69	91
J16	N.C. State (13)	A	L	71	78
J19	William & Mary	A	W	80	60
J21	Pittsburgh	H	W	75	68
J22	Delaware	H	W	78	65
J24	Clemson	A	W	69	62
J28	West Virginia	A	L	58	71
J31	N.C. State (8)	H	L	73	75
F4	Maryland (5)	H	L	66	69
F7	Wake Forest	A	L	78	82
F9	Hofstra	H	W	91	83
F11	Duke	H	W	94	90
F18	Clemson	H	W	90	77
F21	North Carolina (3)	A	L	71	73
F25	Virginia Tech	H	W2ot	79	75
F28	Maryland (10)	A	L	73	81
M4	N.C. State (17) ^{ACC}	N4	W	75	63
M5	Maryland (9) ^{ACC}	N4	W	73	65
M6	North Carolina (4) ^{ACC}	N4	W	67	62
M13	[13] DePaul ^{NCAA}	N5	L	60	69

1-Columbia, S.C.; 2-Roanoke, Va.; 3-Richmond, Va.; 4-Landover, Md.; 5-Charlotte, N.C.

1976-77 (12-17, 2-10 ACC)

COACH: Terry Holland

N26	Roanoke	H	W	88	48
N27	VMI	H	W	55	50
D4	Pittsburgh	A	W	62	61
D7	Pennsylvania	A	L	64	68
D29	VCU	N1	W	65	58
D30	Virginia Tech	N1	L	60	65
J3	Davidson	H	W	67	48
J5	Wake Forest (10)	A	L	63	67
J8	North Carolina (6)	A	L	67	91
J10	William & Mary	H	L	65	71
J12	Virginia Tech	N2	W	55	50
J15	N.C. State	H	L	66	80
J17	Duke	H	Lot	74	82

J20	Delaware	H	W	74	71
J22	Clemson	H	L	54	63
J27	Tulane	A	W	74	70
J29	N.C. State	A	L	57	73
F2	Maryland	A	L	67	82
F5	Wake Forest (5)	H	L	72	80
F7	Hofstra	A	Lot	69	76
F9	Duke	A	L	49	65
F12	Old Dominion	H	L	63	71
F16	Clemson (18)	A	W	71	65
F20	North Carolina (13)	H	L	64	66
F23	Virginia Tech	N2	L	61	71
F26	Maryland	H	W	77	68
M3	Wake Forest (16) ^{ACC}	N3	W	59	57
M4	Clemson (18) ^{ACC}	N3	W	72	60
M5	North Carolina (6) ^{ACC}	N3	L	69	75

1-Richmond, Va.; 2-Hampton, Va.; 3-Greensboro, N.C.

1977-78 (20-8, 6-6 ACC)

COACH: Terry Holland

N25	James Madison	H	W	83	63
N26	VMI	H	W	90	70
N30	Randolph-Macon	H	W	68	55
D3	Old Dominion	A	W	86	67
D7	Pennsylvania	H	W	70	63
D29	[16] Temple	N1	W	66	55
D30	[16] USC	N1	W	85	82
J4	[13] Wake Forest	H	W	67	60
J7	[13] North Carolina (2)	H	L	61	76
J11	[15] Delaware	A	W	71	59
J14	[15] N.C. State (16)	A	W	74	68
J16	[15] Penn State	H	W	83	56
J18	[13] Virginia Tech	N2	W	66	62
J21	[13] Clemson	A	Lot	70	79
J25	[18] Duke (11)	H	W	74	73
J28	[18] N.C. State	H	Wot	81	73
F1	[11] Maryland	H	W	66	64
F4	[11] Wake Forest	A	L	62	74
F8	[13] Duke	A	L	75	100
F10	[13] Richmond	N3	W	68	42
F11	[13] Virginia Tech	N3	W	76	68
F15	[17] Clemson	H	L	55	63
F18	[17] No. Carolina (11)	A	L	54	71
F20	[17] William & Mary	A	W	62	49
F22	Tulane	H	W	91	70
F25	Maryland	A	W	79	70
M1	Wake Forest ^{ACC}	N4	L	61	72
M8	Georgetown ^{NIT}	H	Lot	68	70

1-New Orleans, La.; 2-Roanoke, Va.;
 3-Richmond, Va.; 4-Greensboro, N.C.

1978-79 (19-10, 7-5 ACC)

COACH: Terry Holland

N24	James Madison	H	W	71	58
N25	VCU	H	W	81	60
N27	Johns Hopkins	H	W	79	54
N29	Pennsylvania	A	L	78	80
D2	Old Dominion	H	L	61	65
D5	Randolph-Macon	H	W	99	60
D28	Providence	N1	W	106	68
D29	Alabama	N1	L	69	71
J3	Wake Forest	A	W	88	75
J6	North Carolina (3)	A	L2ot	74	86
J10	William & Mary	H	W	95	56
J13	N.C. State (8)	H	W	67	62
J15	Delaware	H	W	99	81
J17	Virginia Tech	N2	W	93	78
J20	Clemson	H	W	61	54
J24	Duke (7)	H	L	66	84
J27	N.C. State (20)	A	L	67	87
J29	Temple (16)	H	W	73	71
J31	Maryland (17)	A	W	69	63
F3	Wake Forest	H	W	83	76
F6	Duke (3)	A	L	63	64
F10	Virginia Tech	N3	W	78	72
F14	Clemson	A	W	72	68
F17	North Carolina (4)	H	L	57	66
F21	William & Mary	A	W	44	40
F24	Maryland	H	W	75	72
M1	N.C. State ^{ACC}	N4	L	78	82
M7	Northeastern La. ^{NIT}	H	W	79	78
M12	Alabama ^{NIT}	N5	L	88	90

1-New Orleans, La.; 2-Richmond, Va.;
 3-Roanoke, Va.; 4-Greensboro, N.C.; 5-New York, N.Y.

1979-80 (24-10, 7-7 ACC)

COACH: Terry Holland

N30	[13] Johns Hopkins	H	W	93	58
D1	[13] Georgia Tech	H	W	55	37
D3	[13] Randolph-Macon	H	W	76	55
D5	[13] Temple	A	W	58	52
D15	[13] BYU-Hawaii	A	W	82	64
D18	[12] Chaminade	A	W	79	54
D21	[12] San Jose State	N1	L	79	83
D22	[12] Army	N1	W	84	60
D28	[14] VCU	N2	W	89	72
D29	[14] Old Dominion	N2	W	79	58
J2	[13] Wake Forest	H	W	64	59
J5	[13] North Carolina (6)	H	W	88	82
J7	[13] Delaware	H	W	82	55
J12	[8] N.C. State	A	L	56	64
J14	[8] Virginia Tech	N2	W	65	58
J16	[12] Pennsylvania	H	W	69	39
J19	[12] Clemson (17)	A	L	68	88
J23	[17] Duke (3)	A	W	90	84
J26	[17] N.C. State	H	W	49	47
J27	[17] Ohio State (4)	A	L	65	70
J30	[13] Maryland (12)	H	L	61	63
F2	[13] Wake Forest	A	L	77	79
F6	[18] Duke (10)	H	W	73	69
F9	[18] Georgia Tech	A	L	61	62
F13	Clemson (10)	H	W	89	87
F16	North Carolina (11)	A	L	51	68
F20	William & Mary	H	W	63	55
F23	Maryland (9)	A	L	71	82
F28	Clemson (17) ^{ACC}	N3	L	49	57
M5	Lafayette ^{NIT}	H	W	67	56
M10	Boston College ^{NIT}	H	W	57	55
M13	Michigan ^{NIT}	H	W	79	68
M17	UNLV ^{NIT}	N4	W	90	71
M19	Minnesota ^{NIT}	N4	W	58	55

1-Santa Clara, Calif.; 2-Richmond, Va.;
 3-Greensboro, N.C.; 4-New York, N.Y.

1980-81 (29-4, 13-1 ACC)

COACH: Terry Holland

N28	[8] Bucknell	H	W	64	45
N29	[8] VCU	H	W	77	62
D3	[7] Randolph-Macon	H	W	83	52
D6	[7] William & Mary	A	W	88	68
D12	[6] Duke	A	W	91	79
D22	[5] Baltimore	H	W	103	62
D30	[3] James Madison	A	W	53	52
J3	[3] Virginia Tech	N1	W	64	51
J5	[3] Delaware	A	W	88	69
J7	[3] N.C. State	H	W	63	55
J10	[3] North Carolina (16)	H	W	63	57
J14	[2] Maryland (10)	A	W	66	64
J17	[2] Georgia Tech	A	W	85	48
J19	[2] Clemson (19)	A	W	74	59
J21	[2] George Washington	H	W	86	56
J25	[2] Ohio State	H	W	89	73
J28	[1] Wake Forest (6)	H	W	83	73
J31	[1] Duke	H	W	68	47
F3	[1] North Carolina (11)	A	Wot	80	79
F5	[1] Wagner	A	W	76	69
F11	[1] N.C. State	A	W	51	46
F14	[1] Clemson	H	W	73	58
F16	[1] Georgia Tech	H	W	83	42
F22	[1] Notre Dame (11)	N2	L	56	57
F25	[3] Wake Forest (12)	A	Lot	66	73
F28	[3] Maryland (17)	H	W	74	63
M5	[4] Georgia Tech ^{ACC}	N3	W	76	47
M6	[4] Maryland (20) ^{ACC}	N3	L	62	85
M15	[5] Villanova ^{NCAA}	N4	W	54	50
M19	[5] Tenn. (15) ^{NCAA}	N5	W	62	48
M21	[5] BYU (16) ^{NCAA}	N5	W	74	60
M28	[5] UNC (6) ^{NCAA}	N6	L	65	78
M30	[5] LSU (4) ^{NCAA}	N6	W	78	74

1-Roanoke, Va.; 2-Chicago, Ill.; 3-Landover, Md.;
 4-Charlotte, N.C.; 5-Atlanta, Ga.; 6-Philadelphia, Pa.

1981-82 (30-4, 12-2 ACC)

COACH: Terry Holland

N21	[7] Brigham Young	N1	W	63	61
N27	[7] Fairfield	H	W	107	66
N29	[7] George Mason	H	W	76	57
D2	[5] Randolph-Macon	H	W	82	50
D5	[5] VMI	A	W	76	49
D9	[5] Duke	H	W	92	83
D19	[5] Chaminade	A	W	75	59
D21	[5] BYU-Hawaii	A	W	118	84

D29	[3] Richmond	N2	W	74	43
D30	[3] James Madison	N2	W	57	44
J2	[3] James Madison	H	W	73	65
J6	[2] Notre Dame	N3	W	87	54
J9	[2] North Carolina (1)	A	L	60	65
J12	[3] Maryland	H	Wot	45	40
J14	[3] Wagner	H	W	99	67
J16	[3] Georgia Tech	H	W	79	60
J17	[3] Clemson	H	W	89	60
J20	[3] George Washington	A	W	80	54
J24	[3] Louisville (17)	A	W	74	56
J27	[3] Wake Forest (18)	A	W	6	



YEAR-BY-YEAR RESULTS

J31	Maryland (10)	H	L	66	67
F4	Duke	A	L	64	67
F7	Georgia Tech (18)	H	W	91	59
F9	North Carolina (1)	H	L	72	85
F11	Louisville (15)	A	W	50	45
F15	Virginia Tech	N4	L	54	56
F18	Houston (4)	A	L	65	74
F21	Clemson	H	W	77	70
F25	N.C. State	A	W	74	63
F29	Wake Forest (17)	H	W	65	61
M4	Maryland (19)	A	L	65	74
M9	Wake Forest (19) ^{ACC}	N3	L	51	63
M16	Iona ^{NCAA}	N5	W	58	57
M18	Arkansas (8) ^{NCAA}	N5	Wot	53	51
M22	Syracuse (18) ^{NCAA}	N6	W	63	55
M24	Indiana ^{NCAA}	N6	W	50	48
M31	Houston (5) ^{NCAA}	N7	Lot	47	49

1-San Diego, Calif.; 2-Roanoke, Va.;
3-Greensboro, N.C.; 4-Richmond, Va.; 5-East
Rutherford, N.J.; 6-Atlanta, Ga.; 7-Seattle, Wash.

1984-85 (17-16, 3-11 ACC)

COACH: Terry Holland

N23	Providence	N1	Lot	71	75
N24	Davidson	N1	W	69	65
N30	Loyola (Md.)	H	W	72	60
D1	Richmond	H	W	57	52
D3	VMI	A	W	68	57
D5	William & Mary	A	L	53	54
D8	Duke (4)	A	L	65	78
D20	Randolph-Macon	H	W	69	53
D27	Penn State	N2	W	66	54
D28	Alabama	N2	L	48	54
J2	Virginia Tech	N3	W	67	59
J5	Duke (2)	H	L	58	63
J8	N.C. State	A	L	45	51
J12	North Carolina (5)	H	L	61	65
J15	Pennsylvania	A	W	60	50
J19	Clemson	A	L	62	82
J21	Georgia Tech (17)	A	L	46	49
J26	Wake Forest	H	W	58	56
J27	Arkansas	H	W	54	52
J30	Maryland (17)	A	L	58	71
F4	George Washington	H	W	51	42
F7	North Carolina (15)	A	L	73	82
F9	Louisville	H	W	74	65
F14	Rollins	H	W	84	39
F16	Georgia Tech (6)	H	W	62	55
F20	Clemson	H	W	69	66
F24	N.C. State	H	L	55	57
F27	Wake Forest	A	L	65	68
M3	Maryland	H	L	55	60
M8	Georgia Tech (9) ^{ACC}	N4	L	48	55
M14	West Virginia ^{NIT}	A	W	56	55
M18	St. Joseph's (Pa.) ^{NIT}	H	W	68	61
M23	Tennessee ^{NIT}	A	L	54	61

1-Kona, Hawaii; 2-New Orleans, La.; 3-Norfolk,
Va.; 4-Atlanta, Ga.

1985-86 (19-11, 7-7 ACC)

COACH: Terry Holland

N23	Houston	N1	W	92	77
N30	Towson	H	W	68	55
D1	VCU	H	Wot	79	75
D4	VMI	H	W	101	58
D7	Duke (3)	A	L	64	72
D10	Virginia Tech	N2	L	66	84
D20	Old Dominion	N3	W	68	61
D21	Richmond	N3	L	46	58
D27	Long Island	N4	W	71	52
D28	Loyola (Ill.)	N4	W	71	70
J2	Hartford	H	W	73	54
J4	Georgia Tech (6)	H	L	61	64
J8	William & Mary	H	W	67	47
J11	Clemson	A	W	83	81
J14	Pennsylvania	H	W	81	52
J19	Maryland	H	W	70	49
J22	Wake Forest	H	W	54	47
J25	N.C. State	A	L	53	55
J30	North Carolina (1)	H	W	86	73
F6	Duke (4)	H	L	65	77
F9	Missouri	A	W	64	62
F12	Wake Forest	A5	W	69	53
F15	Georgia Tech (5)	A	L	55	62
F19	N.C. State (20)	H	W	69	60
F22	Clemson	H	W	82	69
F26	North Carolina (3)	A	L	79	85
M1	Maryland	A	L	72	87

M7	N.C. State (20) ^{ACC}	N5	W	64	62
M8	Duke (1) ^{ACC}	N5	L	70	75
M13	DePaul ^{NCAA}	N5	L	68	72

1-Landover, Md.; 2-Roanoke, Va.; 3-Richmond,
Va.; 4-Rochester, N.Y.; 5-Greensboro, N.C.

1986-87 (21-10, 8-6 ACC)

COACH: Terry Holland

N21	Temple	H	L	75	79
D3	VMI	H	W	81	69
D6	Southern Illinois	H	W	94	82
D7	George Mason	H	W	73	58
D10	East Tennessee St.	H	W	83	56
D20	Arkansas	A	W	78	66
D27	St. John's (N.Y.) (15)	N1	L	58	64
D29	Rutgers	N1	W	74	56
J3	Duke (20)	H	L	63	70
J5	Brown	H	W	92	70
J7	Missouri	H	W	66	50
J10	Maryland	A	W	71	64
J14	North Carolina (3)	H	L	80	95
J17	Villanova	H	W	88	59
J19	Jacksonville	A	W	82	81
J22	Georgia Tech	A	W	61	58
J24	Wake Forest	H	W	78	63
J28	N.C. State	H	W	61	60
J31	Clemson (14)	A	L	83	89
F4	Duke (16)	A	L	61	75
F8	North Carolina (3)	A	Lot	73	74
F11	Virginia Tech	N2	W	91	73
F14	Clemson (12)	H	Lot	90	94
F16	Dayton	A	W	74	67
F18	Georgia Tech	H	W	60	58
F22	N.C. State	A	W	72	65
F25	Wake Forest	A3	W	59	45
M1	Maryland	H	W	82	77
M6	Georgia Tech ^{ACC}	N4	W	55	54
M7	North Carolina (2) ^{ACC}	N4	L2ot	82	84
M12	Wyoming ^{NCAA}	N5	L	60	64

1-New York, N.Y.; 2-Richmond, Va.; 3-Greensboro,
N.C.; 4-Landover, Md.; 5-Salt Lake City, Utah

1987-88 (13-18, 5-9 ACC)

COACH: Terry Holland

N27	Columbia	H	W	83	58
N28	Rhode Island	H	L	73	76
D3	UNC-Wilmington	H	W	87	51
D6	Connecticut	A1	W	72	59
D9	Dayton	H	W	69	50
D12	Arkansas	A	L	52	66
D18	Old Dominion	N2	L	72	74
D19	VCU	N2	L	66	75
D23	Oklahoma (12)	N3	L	61	109
D24	Georgia	N3	W	87	54
D26	Chaminade	A	W	66	58
J2	Villanova	A	L	54	63
J6	Radford	H	W	65	56
J9	Duke (9)	H	L	59	77
J10	Clemson	H	W	77	75
J16	North Carolina (2)	A	L	62	87
J20	Maryland	H	W	84	72
J23	Georgia Tech	H	W	58	55
J27	Virginia Tech	N4	L	64	66
J30	Wake Forest	H	W	69	64
F1	Jacksonville	H	W	77	52
F3	N.C. State	A	L	69	75
F7	Houston	A	L	58	81
F14	North Carolina (6)	H	L	58	64
F17	Duke (6)	A	L	54	73
F21	Clemson	A	L	62	65
F25	Georgia Tech (20)	A	L	71	76
F27	N.C. State (18)	H	L	63	64
M2	Wake Forest	A	W2ot	69	67
M5	Maryland	A	L	63	69
M11	Duke (8) ^{ACC}	N5	L	48	60

1-Hartford, Conn.; 2-Richmond, Va.; 3-Honolulu,
Hawaii; 4-Roanoke, Va.; 5-Greensboro, N.C.

1988-89 (22-11, 9-5 ACC)

COACH: Terry Holland

N25	Dartmouth	H	W	99	73
N26	Marquette	H	W	80	63
N30	Arkansas	H	W	75	65
D3	Towson	H	W	87	79
D6	Fairleigh Dickinson	H	W	88	61
D10	Connecticut (18)	H	L	61	68
D19	Jacksonville	H	W	86	81
D21	UC-Irvine	H	Wot	99	89

D28	Seton Hall (13)	N1	L	67	84
D29	Mississippi State	N1	L	84	86
J4	Louisville (13)	A	L	71	74
J7	Duke (1)	H	L	76	84
J11	Clemson	A	L	70	88
J15	North Carolina (8)	H	W	106	83
J17	Maryland	A	Wot	64	58
J25	Virginia Tech	N2	Wot	113	106
J28	Wake Forest	H	W	88	69
F1	N.C. State (13)	H	W	91	71
F6	Georgia Tech	H	W	78	71
F8	Duke (14)	A	L	66	85
F12	North Carolina (6)	A	L	67	85
F16	VMI	H	W	92	79
F18	Clemson	H	W	85	83
F22	Georgia Tech	A	L	65	73
F26	N.C. State (17)	A	W	76	75
M1	Wake Forest	A3	W	81	72
M5	Maryland	H	W	86	59
M10	Clemson ^{ACC}	N4	W	90	73
M11	Duke (7) ^{ACC}	N4	L	58	69
M16	Providence ^{NCAA}	N5	W	100	97
M18	Middle Tennessee ^{NCAA}	N5	W	104	88
M23	Oklahoma (4) ^{NCAA}	N6	W	86	80
M25	Michigan (10) ^{NCAA}	N6	L	65	102

1-New Orleans, La.; 2-Richmond, Va.;
3-Greensboro, N.C.; 4-Atlanta, Ga.; 5-Nashville,
Tenn.; 6-Lexington, Ky.

1989-90 (20-12, 6-8 ACC)

COACH: Terry Holland

N24	Northeastern	H	W	82	60
N25	Marshall	H	W	83	63
N28	Samford	H	W	87	61
D1	Davidson	A	W	71	57
D3	Vanderbilt	A	L	64	68
D7	Villanova	N1	W	73	65
D9	Houston	H	W	72	54
D20	VCU	N2	W	63	46
D21	Richmond	N2	W	69	57
J6	Duke (13)	A	L	68	76
J9	Clemson	H	L	70	76
J13	North Carolina	A	L	70	92
J15	VMI	H	W	89	78
J17	Maryland	H	L	72	74
J21	Georgia Tech (11)	H	Wot	81	79
J24	Virginia Tech	N3	W	77	59
J28	Wake Forest	A	Wot	71	70
J31	N.C. State	A	L	58	84
F3	Marquette	A	Wot	96	91
F8	Duke (4)	H	W	72	69
F10	Clemson	A	L	63	74
F14	North Carolina	H	W	81	80
F17	Louisville (18)	H	L	56	72
F22	Georgia Tech (8)	A	W	73	71
F25	N.C. State	H	W	77	71
M1	Wake Forest	H	L	50	51
M3	Maryland	A	L	74	89
M9	North Carolina ^{ACC}	N4	Wot	92	85
M10	Clemson (17) ^{ACC}	N4	W	69	66
M11	Georgia Tech (14) ^{ACC}	N4	L	61	70
M16	Notre Dame ^{NCAA}	N2	W	75	67
M18	Syracuse (6) ^{NCAA}	N2	L	61	63

1-East Rutherford, N.J.; 2-Richmond, Va.;
3-Roanoke, Va.; 4-Charlotte, N.C.



Jeff Jones
8 Seasons (1990-98)
146-104 (.584)/59-67 ACC
5 NCAA Appearances (6-5)
1 NIT Appearance (5-0)
1 NIT Title (1992)

1990-91 (21-12, 6-8 ACC)

COACH: Jeff Jones

N23	[18] Siena	N1	W	80	77
N24	[18] South Carolina	N1	W	65	59
N26	[18] UCLA (12)	N1	L	74	89
N30	[16] New Orleans	H	L	55	60
D1	[16] Winthrop	H	W	93	47
D3	[16] Pittsburgh (11)	N2	W	84	80
D8	[21] Vanderbilt	H	W	70	56
D20	[19] Marshall	A	W	74	60
D29	[19] Minnesota	A	W	79	72
J2	[18] Marquette	A	W	94	88
J5	[18] Duke (8)	H	W	81	64
J8	[13] Clemson	A	W	82	78
J12	[13] North Carolina (5)	H	L2ot	86	89
J16	[14] Maryland	A	W	76	62
J19	[14] Georgia Tech	A	L	51	78
J21	[14] Davidson	H	W	71	47
J23	[18] Virginia Tech	N2	W	86	61
J26	[18] Notre Dame	A	W	68	67
J29	[15] N.C. State	H	W	104	72
F2	[15] Wake Forest	H	W	83	80
F4	[15] Radford	H	W	87	54
F7	[11] Duke (6)	A	L	74	86
F9	[11] North Carolina (9)	A	L	58	77
F10	[11] Wake Forest	A	L	66	74
F13	[19] Fairfield				

YEAR-BY-YEAR RESULTS



2021-22 VIRGINIA MEN'S BASKETBALL

1992-93 (21-10, 9-7 ACC)

COACH: Jeff Jones

D1	Pennsylvania	A	W	74	68
D5	Stanford	H	W	72	48
D9	Old Dominion	H	W	90	68
D12	Howard	H	W	100	64
D22	Alabama	H	W	86	83
D29	Radford	H	W	82	63
J2	Winthrop	H	W	92	68
J6	[25] Florida State (23)	H	W	80	76
J9	[25] N.C. State	A	W	73	56
J13	[14] Clemson	H	W	100	82
J17	[14] Duke (3)	A	W	77	69
J20	[7] North Carolina (3)	A	L	58	80
J23	[7] Georgia Tech (16)	H	L	71	75
J25	[15] William & Mary	A	Wot	93	84
J27	[15] Wake Forest	H	L	73	75
J30	[15] Virginia Tech	N1	L	53	59
F4	[24] Maryland	A	W	70	68
F8	[24] Florida State (12)	A	L	84	99
F11	[24] N.C. State	H	W	75	66
F13	[24] Clemson	A	W	83	78
F18	[23] Duke (7)	H	W	58	55
F21	[23] North Carolina (3)	H	L	58	78
F23	[22] Georgia Tech	A	L	61	73
F27	[22] Wake Forest (12)	A	L	56	58
M3	Charleston	H	W	72	58
M6	Maryland	H	W	88	74
M12	Wake Forest (12) ACC	N2	W	61	57
M13	North Carolina (1) ACC	N2	L	56	74
M19	Manhattan NCAA	N3	W	78	66
M21	UMass (14) NCAA	N3	W	71	56
M26	Cincinnati (7) NCAA	N4	L	54	71

1-Richmond, Va.; 2-Charlotte, N.C.; 3-Syracuse, N.Y.; 4-East Rutherford, N.J.

1993-94 (18-13, 8-8 ACC)

COACH: Jeff Jones

N29	[12] Connecticut	H	L	36	77
D1	[12] William & Mary	H	W	84	71
D4	[12] Rice	H	W	59	51
D9	[22] Coppin State	H	W	63	61
D11	[22] Old Dominion	A	L	69	76
D22	Stanford	A	L	72	84
D28	Minnesota (16)	H	W	62	57
D30	Liberty	H	W	62	49
J3	UNLV	A	W	59	39
J6	Florida State	H	W	84	64
J9	N.C. State	H	W	79	58
J12	Clemson	A	W	64	57
J15	Duke (2)	H	L	58	66
J19	North Carolina (4)	H	W	81	77
J23	Georgia Tech (17)	A	L	70	74
J26	Wake Forest	A	W	61	59
F2	Maryland (21)	H	W	73	66
F6	Florida State	A	L	64	100
F9	N.C. State	A	L	54	67
F12	Clemson	H	W	52	44
F16	Duke (6)	A	L	54	84
F19	North Carolina (2)	A	L	56	69
F22	Georgia Tech (23)	H	Wot	73	72
F26	Wake Forest	H	L	45	63
M3	Virginia Tech	N1	W	70	61
M5	Maryland	A	L	68	70
M11	Maryland ACC	N2	W	69	63
M12	Duke (5) ACC	N2	W	66	61
M13	North Carolina (4) ACC	N2	L	66	73
M18	New Mexico NCAA	N3	W	57	54
M20	Arizona (9) NCAA	N3	L	58	71

1-Roanoke, Va.; 2-Charlotte, N.C.; 3-Sacramento, Calif.

1994-95 (25-9, 12-4 ACC)

COACH: Jeff Jones

N16	[14] Old Dominion	H	W	83	80
N18	[14] Ohio	H	L	83	94
N30	[23] North Carolina A&T	H	W	94	50
D3	[23] Towson	H	W	94	66
D6	[20] Vanderbilt	A	L	65	70
D8	[20] Bethune-Cookman	H	W	109	49
D10	[20] Rice	A	W	67	50
D19	[22] VMI	H	W	100	73
D22	[22] Stanford	H	L	60	64
J4	Florida State	A	W	81	75
J7	N.C. State	A	W	76	65
J11	Clemson (18)	H	W	61	37
J14	Duke (16)	A	Wot	91	88
J18	[18] North Carolina (3)	A	L	76	79
J22	[18] Georgia Tech (22)	H	Wot	88	85
J25	[15] Wake Forest (16)	H	L	70	71

J28	[15] George Mason	H	W	128	98
F1	[15] Maryland (5)	A	L	62	71
F4	[15] Florida State	H	Wot	76	63
F8	[17] N.C. State	H	W	65	55
F11	[17] Clemson	A	W	62	44
F12	[17] UNLV	H	W	75	65
F15	[16] Duke	H	W	64	58
F19	[16] North Carolina (2)	H	W	73	71
F22	[11] Georgia Tech (24)	A	W	83	60
F26	[11] Wake Forest (10)	A	L	63	66
F28	[13] Virginia Tech	N1	W	63	62
M5	[13] Maryland (6)	H	W	92	67
M10	[11] Georgia Tech ACC	N2	W	77	67
M11	[11] Wake Forest (7) ACC	N2	L	68	77
M16	[13] Nicholls State NCAA	N3	W	96	72
M18	[13] Miami (Ohio) NCAA	N3	Wot	60	54
M24	[13] Kansas (5) NCAA	N4	W	67	58
M26	[13] Arkansas (6) NCAA	N4	L	61	68

1-Richmond, Va.; 2-Greensboro, N.C.; 3-Dayton, Ohio; 4-Kansas City, Mo.

1995-96 (12-15, 6-10 ACC)

COACH: Jeff Jones

N24	[17] Tennessee-Martin	H	W	84	65
N27	[15] William & Mary	H	W	87	58
N29	[15] Kansas (2)	N1	L	66	72
D5	[15] Vanderbilt	H	L	48	61
D9	[15] Richmond	A	W	67	52
D21	[23] VCU	H	W	80	65
D28	[22] Virginia Tech (21)	N2	L	64	72
D30	[22] Liberty	H	W	76	48
J3	Florida State	H	L	64	69
J6	N.C. State	H	W	73	69
J10	Clemson (16)	A	L	79	89
J13	Duke	H	W	77	66
J17	North Carolina (10)	H	L	53	67
J20	Georgia Tech	A	L	70	90
J24	Wake Forest (9)	A	L	64	81
J28	Connecticut (4)	A3	L	46	76
F1	Maryland	H	L	72	80
F3	Florida State	A	W	64	59
F5	Old Dominion	H	W	87	49
F8	N.C. State	A	Wot	84	82
F10	Clemson	H	W	62	51
F14	Duke	A	L	69	79
F17	North Carolina (17)	A	L	66	71
F21	Georgia Tech (23)	H	L	75	84
F24	Wake Forest (10)	H	W	67	49
M2	Maryland	A	L	71	83
M8	Wake Forest (11) ACC	N4	L	60	70

1-Auburn Hills, Mich.; 2-Roanoke, Va.; 3-Hartford, Conn.; 4-Greensboro, N.C.

1996-97 (18-13, 7-9 ACC)

COACH: Jeff Jones

N25	South Carolina	N1	W	93	70
N26	Massachusetts (17)	N1	W	75	68
N27	Kansas (2)	N1	L	63	80
N30	George Mason	A	W	106	93
D4	[25] William & Mary	A	W	75	64
D7	[25] Clemson (12)	H	L	52	62
D18	Liberty	H	W	67	54
D21	UMBC	H	W	57	34
D23	Connecticut	A	Lot	61	47
D28	Radford	H	W	95	47
D30	Delaware	H	W	76	66
J2	Loyola (Md.)	H	W	67	61
J4	Maryland (19)	A	L	62	78
J8	Florida State	A	W	64	61
J11	North Carolina (13)	H	W	75	63
J15	Wake Forest (2)	A	L	54	58
J18	Duke (13)	A	L	59	78
J22	Georgia Tech	H	W	68	64
J28	N.C. State	H	W	56	50
J30	Richmond	H	W	83	66
F1	Florida State	H	W	73	60
F6	Georgia Tech	A	L	53	66
F8	North Carolina (20)	A	L	57	81
F11	Duke (6)	H	L	61	62
F15	Clemson (7)	A	L	65	71
F19	N.C. State	A	W	55	46
F22	Wake Forest (4)	H	L	60	66
F25	Virginia Tech	N2	W	58	57
M2	Maryland (16)	H	W	81	74
M7	North Carolina (5) ACC	N3	L	68	78
M13	Iowa NCAA	N4	L	60	73

1-Lahaina, Maui, Hawaii; 2-Richmond, Va.; 3-Greensboro, N.C.; 4-Salt Lake City, Utah

1997-98 (11-19, 3-13 ACC)

COACH: Jeff Jones

N16	Richmond	A	L2ot	79	83
N19	William & Mary	H	W	59	45
N22	George Mason	H	W	60	45
N25	Delaware	A	W	64	57
D2	Appalachian State	H	W	62	54
D6	Duke (1)	A	L	59	103
D10	Connecticut (13)	H	L	63	74
D13	VCU	N1	W	73	67
D22	VMI	H	W	92	55
D27	Nebraska	N2	L	65	80
D29	Brigham Young	N2	W	72	54
D30	New Mexico State	N2	Lot	82	87
J4	Wake Forest	N1	Wot	73	64
J7	Liberty	H	L	64	69
J10	North Carolina (1)	A	L	73	81
J12	Virginia Tech	N3	W	69	55
J15	Georgia Tech	H	L	65	83
J18	N.C. State	H	W	59	56
J20	Clemson (25)	A	L	52	69
J24	Duke (1)	H	L	65	72
J27	Wake Forest	A	L	55	62
F1	Maryland (23)	A	L	70	77
F4	Florida State	H	L	63	71
F11	North Carolina (1)	H	L	45	60
F14	Georgia Tech	A	L	86	105
F18	N.C. State	A	L	55	74
F21	Clemson	H	Wot	78	74
F24	Maryland	H	L	66	74
F28	Florida State	A	L	63	88
M5	Duke (1) ACC	N4	L	41	63

1-Richmond, Va.
2-Honolulu, Hawaii
3-Roanoke, Va.
4-Greensboro, N.C.



Pete Gillen

7 Seasons (1998-2005)

118-93 (.559)/45-67 ACC

1 NCAA Appearance (0-1)

4 NIT Appearances (2-4)

1998-99 (14-16, 4-12 ACC)

COACH: Pete Gillen

N13	VCU	N1	W	86	70
N20	Arkansas (19)	N2	L	83	85
N21	Wisconsin	N2	L	56	66
N22	Washington State	N2	W	62	53
N25	Hampton	H	W	116	66
N28	Elon	H	W	106	71
D1	Florida State	H	L	69	72
D5	New Hampshire	H	W	93	52
D8	Liberty	H	W	95	70
D12	St. John's (N.Y.) (18)	H	L	68	95
D22	VMI	H	W	82	64
D27	Delaware	H	W	72	64
D30	Loyola (Md.)	A	W	89	70
J2	Wake Forest	A	L	53	69
J7	Maryland (5)	H	L	66	71
J10	Duke (2)	A	L	69	115
J14	N.C. State	A	L	72	82
J17	Clemson (25)	H	W	65	58
J21	North Carolina (10)	A	L	47	71
J23	Georgia Tech	H	L	65	77
J27	Virginia Tech	N1	W	64	55
J30	Florida State	A	W	67	60
F3	Wake Forest	H	W	64	54
F6	Maryland (7)	A	L	72	88
F11	Duke (1)	H	L	54	100
F14	N.C. State	H	Wot	82	79
F17	Clemson	A	L	65	88
F20	North Carolina (14)	H	L	66	67
F25	Georgia Tech	A	Lot	68	74
M4	Duke (1) ACC	N3	L	67	104

1-Richmond, Va.
2-Fairbanks, Alaska
3-Charlotte, N.C.

1999-00 (19-12, 9-7 ACC)

COACH: Pete Gillen

N19	Elon	H	W	97	66
N21	VMI	H	W	98	57
N25	South Carolina	N1	L	71	73
N26	Providence	N1	W	80	64
N27	Arizona State	N1	W	70	64
N30	Minnesota	A	L	62	74
D4	St. John's	A	L	63	85
D8	Loyola (Md.)	H	W	98	67
D10	Hampton	A	W	102	56
D21	Richmond	A	W	69	65
D28	Belmont	H	W	94	74
J5	Dartmouth	H	W	89	50
J2	Duke (7)	H	Lot	100	109
J8	Georgia Tech	H			



YEAR-BY-YEAR RESULTS

J24	[7] VMI	H	W	93	59
J27	[7] Duke (1)	A	L	81	94
J31	[8] Maryland (3)	H	L	87	91
F3	[8] Missouri (22)	A	L	77	81
F6	[10] N.C. State	A	L	68	85
F10	[10] Clemson	H	W	85	71
F12	[15] North Carolina	H	W	73	63
F17	[15] Wake Forest (19)	A	L	70	92
F20	[22] Florida State	A	L	59	66
F23	[22] Georgia Tech	H	L	80	82
F28	Duke (3)	H	W	87	84
M3	Maryland (2)	A	L	92	112
M8	N.C. State ^{ACC}	N2	L	72	92
M13	South Carolina ^{NIT}	H	L	67	74

2002-03 (16-16, 6-10 ACC)

COACH: Pete Gillen

N22	Long Island	H	W	90	86
N25	Chaminade	N1	W	86	72
N26	Kentucky (15)	N1	W	75	61
N27	Indiana (19)	N1	L	63	70
D4	[22] Michigan St. (21)	A	L	75	82
D17	East Tennessee State	H	W	84	76
D19	Gardner-Webb	H	W	72	65
D21	Rutgers	A	W	61	57
D28	Georgetown	H	W	79	75
D30	Liberty	H	W	77	58
J2	Wofford	H	W	87	65
J5	N.C. State	A	L	63	75
J11	North Carolina	H	W	79	72
J15	Duke (1)	A	L	93	104
J18	Clemson	A	L	77	78
J21	Virginia Tech	A	L	55	73
J23	Wake Forest (17)	H	W	85	75
J29	Florida State	H	W	85	72
F1	Georgia Tech	A	L	60	80
F6	Maryland (8)	A	W	86	78
F9	N.C. State	H	W	61	58
F12	North Carolina	A	L	67	81
F15	Duke (8)	H	L	59	78
F18	Clemson	H	L	64	73
F23	Wake Forest (10)	A	L	71	75
F26	Ohio	A	L	72	78
M1	Florida State	A	L	59	73
M5	Georgia Tech	H	L	73	90
M9	Maryland (13)	H	Wot	80	78
M14	Duke (12) ^{ACC}	N2	L	76	83
M19	Brown ^{NIT}	H	W	89	73
M24	St. John's ^{NIT}	A	L	63	73

1-Lahaina, Maui, Hawaii
2-Greensboro, N.C.

2003-04 (18-13, 6-10 ACC)

COACH: Pete Gillen

N23	Mount St. Mary's	H	W	80	71
N28	Virginia Tech	H	W	80	65
N30	High Point	H	W	79	64
D3	Minnesota	H	W	86	78
D5	VMI	A	W	78	56
D16	James Madison	H	W	90	80
D19	Loyola Marymount	A	W	76	68
D22	Coastal Carolina	H	W	89	74
D28	N.C. State	A	L	69	86
D31	Iowa State	H	W	85	74
J3	Providence	H	L	69	84
J5	William & Mary	H	W	84	71
J11	Duke (2)	H	L	71	93
J15	Georgia Tech (12)	A	L	57	75
J18	Florida State	H	Wot	76	67
J20	Clemson	H	W	61	50
J24	North Carolina (7)	A	L	77	96
J31	Wake Forest (19)	A	L	78	91
F4	Maryland	H	L	67	71
F7	N.C. State	H	L	63	79
F11	Duke (1)	A	L	75	93
F14	Georgia Tech (15)	H	W	82	80
F17	Florida State	A	L	57	76
F21	Clemson	A	W	58	55
F24	North Carolina (12)	H	W	74	72
M2	Wake Forest (11)	H	W	84	82
M7	Maryland	A	L	61	70
M11	Clemson ^{ACC}	N1	Wot	83	79
M12	Duke (5) ^{ACC}	N1	L	74	84
M17	George Washington ^{NIT}	H	W	79	66
M20	Villanova ^{NIT}	A	L	63	73

1-Greensboro, N.C.

2004-05 (14-15, 4-12 ACC)

COACH: Pete Gillen

N19	Robert Morris	H	W	88	55
N21	Arizona (10)	H	W	78	60
N24	Appalachian State	H	W	77	60
N28	Richmond	H	W	85	58
D1	[24] Northwestern	A	W	48	44
D3	[24] Auburn	N1	W	89	87
D6	[19] Iowa State	A	L	79	81
D8	[19] Furman	H	W	79	67
D23	[25] Loyola Marymount	H	Wot	79	77
J2	[25] Wake Forest (5)	H	L	70	89
J5	Western Kentucky	H	Wot	80	79
J8	Georgia Tech (9)	A	L	69	92
J12	Miami	H	L	80	91
J16	Duke (5)	A	L	66	80
J19	Maryland	A	L	68	82
J22	Clemson	H	W	81	79
J27	Virginia Tech	A	L	73	79
J29	North Carolina (3)	H	L	76	110
F2	Providence	A	L	79	98
F5	N.C. State	A	W	64	62
F9	Florida State	H	W	56	55
F12	Virginia Tech	H	W	65	60
F16	North Carolina (4)	A	L	61	85
F19	Maryland (22)	H	Ltot	89	92
F27	Wake Forest (6)	A	L	68	90
M2	N.C. State	H	L	72	82
M6	Florida State	A	L	63	68
M10	Miami ^{ACC}	N2	W	66	65
M11	Duke (5) ^{ACC}	N2	L	64	76

1-Richmond, Va.
2-Washington, D.C.



Dave Leitao
4 Seasons (2005-09)
63-60 (.512)/27-37 ACC
1 NCAA Appearance (1-1)
1 NIT Appearance (0-1)
1 CBI Appearance (2-1)

2005-06 (15-15, 7-9 ACC)

COACH: Dave Leitao

N18	Liberty	H	W	79	44
N22	Richmond	A	W	59	43
N27	Arizona (9)	A	L	51	81
N30	Northwestern	H	W	72	57
D4	Georgia Tech	A	L	54	63
D7	Fordham	H	L	60	62
D17	Gonzaga (10)	A	L	69	80
D23	Loyola	H	W	98	59
D28	UMBC	N1	W	77	66
D31	Hartford	H	W	71	62
J2	Western Kentucky	A	L	68	78
J7	Clemson	H	W	64	58
J11	Florida State	H	Lot	82	87
J15	Virginia Tech	A	W	54	49
J19	North Carolina (24)	H	W	72	68
J24	Miami	H	W	71	51
J28	Duke (2)	A	L	63	82
F1	N.C. State	A	L	64	66
F4	Wake Forest	H	W	75	73
F7	Maryland	A	L	65	76
F11	Virginia Tech	H	Wot	81	77
F15	Longwood	H	W	91	56
F18	Florida State	A	L	62	76
F21	Boston College (11)	H	W	72	58
F25	Clemson	A	L	64	90
M1	North Carolina (13)	A	L	54	99
M5	Maryland	H	L	70	71
M9	Virginia Tech ^{ACC}	N2	W	60	56
M10	North Carolina ^{ACC}	N2	L	67	79
M14	Stanford ^{NIT}	A	L	49	65

1-Richmond, Va.
2-Greensboro, N.C.

2006-07 (21-11, 11-5 ACC)

COACH: Dave Leitao

N12	Arizona (10)	H	W	93	90
N19	Morgan State	H	W	85	66
N22	UNC Asheville	H	W	81	64
N26	Md.-Eastern Shore	H	W	104	63
N29	[25] Purdue	A	L	59	61
D3	[25] N.C. State	H	W	67	62
D16	Hampton	H	W	91	69
D19	Appalachian State	N1	L	69	80
D20	Utah	N1	L	70	94
D21	Puerto Rico-Mayaguez	N1	W	59	52
D28	American	H	W	91	70
J3	Gonzaga	H	W	108	87
J7	Stanford	H	L	75	76
J10	North Carolina (1)	A	L	69	79
J13	Boston College	A	L	73	78
J16	Maryland	H	W	103	91
J21	Wake Forest	H	W	88	76
J24	N.C. State	A	W	71	58
J28	Clemson (19)	A	W	64	63
F1	Duke (8)	H	Wot	68	66
F3	Miami	H	W	81	70
F6	Maryland	A	W	69	65
F10	Virginia Tech	A	L	57	84
F13	Longwood	H	W	90	49
F17	Florida State	H	W	73	70
F21	[24] Miami	A	L	60	68
F24	[24] Georgia Tech	H	W	75	69
M1	Virginia Tech (21)	H	W	69	56
M3	Wake Forest	A	L	72	78
M9	N.C. State ^{ACC}	N2	L	71	79
M16	Albany ^{NCAA}	N3	W	84	57
M18	Tennessee ^{NCAA}	N3	L	74	77

1-Guaynabo, Puerto Rico
2-Tampa, Fla.
3-Columbus, Ohio

2007-08 (17-16, 5-11 ACC)

COACH: Dave Leitao

N11	Vermont	H	W	90	72
N14	Howard	H	W	92	53
N17	Arizona (17)	A	W	75	72
N20	[23] Drexel	H	W	72	58
N23	[23] Pennsylvania	A	W	100	85
N24	[23] Seton Hall	N1	L	60	74
N27	Northwestern	H	W	94	52
D5	Syracuse	H	L	68	70
D7	Longwood	H	W	76	57
D19	Hampton	H	W	79	65
D22	Elon	H	W	91	61
D30	Hartford	H	W	78	70
J3	Xavier	A	L	70	108
J13	Duke (9)	A	L	65	87
J16	Virginia Tech	H	Lot	69	70
J19	Boston College	H	W	84	66
J23	Florida State	A	L	67	69
J27	Georgia Tech	H	Lot	82	92
J30	Maryland	A	L	75	85
F2	Virginia Tech	A	Lot	65	72
F7	Clemson	H	L	51	82
F9	Wake Forest	A	L	64	80
F12	North Carolina (5)	H	L	74	75
F17	Boston College	A	W	79	74
F24	N.C. State	H	W	78	60
M1	Miami	A	L	93	95
M3	Georgia Tech	A	W	76	74
M5	Duke (6)	H	L	70	86
M9	Maryland	H	W	91	76
M13	Georgia Tech ^{ACC}	N2	L	76	94
M18	Richmond ^{CB}	H	W	66	64
M24	Old Dominion ^{CB}	H	W	80	76
M26	Bradley ^{CB}	H	L	85	96

1-Philadelphia, Pa.
2-Charlotte, N.C.

2008-09 (10-18, 4-12 ACC)

COACH: Dave Leitao

N16	VMI	H	W	107	97
N19	South Florida	H	W	77	75
N21	Radford	H	W	68	66
N25	Liberty	H	L	82	86
N28	Syracuse	A	L	70	73
D2	Minnesota	A	L	56	66
D17	Longwood	H	W	90	61
D20	Auburn	H	L	56	58
D23	Hampton	H	W	74	48
D28	Georgia Tech	A	Wot	88	84
J3	Duke (22)	H	L	70	84
J6	Brown	H	W	74	50
J10	Virginia Tech	A	L	75	78
J15	North Carolina (5)	H	L	61	83
J20	Maryland	A	L	78	84
J24	Florida State	H	L	62	73
F1	Duke (1)	A	L	54	79
F4	Boston College	H	L	70	80
F7	North Carolina (3)	A	L	61	76
F10	Florida State (25)	A	L	57	68
F15	Clemson (12)	H	Wot	85	81
F18	Virginia Tech	H	W	75	61
F21	N.C. State	A	L	67	72
F26	Miami	H	L	55	62
F28	Wake Forest (13)	H	L	60	70
M3	Clemson (18)	A	L	57	75
M7	Maryland	H	W	68	63
M12	Boston College ^{ACC}	N1	L	63	76

1-Atlanta, Ga.



Tony Bennett
11 Seasons (2009-pres)
277-96 (.743)/136-58 ACC
7 NCAA Appearances (13-7)
1 NIT Appearance (2-1)

2009-10 (15-16, 5-11 ACC)

COACH: Tony Bennett

N13	Longwood	H	W	85	72
N16	South Florida	A	L	49	66
N19	Rider	H	W	79	46
N21	Oral Roberts	H	W	76	55
N24	Stanford	N1	L	52	57
N25	Cleveland State	N1	W	76	65
N30	Penn State	H	L	66	69
D7	Auburn	A	L	67	68
D21	NIJT	H	W	68	37
D23	Hampton	H	W	80</	

YEAR-BY-YEAR RESULTS



2021-22 VIRGINIA MEN'S BASKETBALL

2010-11 (16-15, 7-9 ACC)

COACH: Tony Bennett

N12	William & Mary	H	W	76	52
N15	USC Upstate	H	W	74	54
N18	Stanford	A	L	60	81
N22	Washington (13)	N1	L	63	106
N23	Oklahoma	N1	W	74	56
N24	Wichita State	N1	L	58	70
N29	Minnesota (15)	A	W	87	79
D5	Virginia Tech	A	W	57	54
D7	Radford	H	W	54	44
D17	Oregon	H	W	63	48
D20	Norfolk State	H	W	50	49
D22	Seattle	H	L	53	59
D30	Iowa State	H	L	47	60
J2	LSU	H	W	64	50
J4	Howard	H	W	84	63
J8	North Carolina	H	L	56	62
J15	Duke (1)	A	L	60	76
J19	Boston College	A	L	67	70
J22	Georgia Tech	H	W	72	64
J27	Maryland	H	L	42	66
J29	Wake Forest	A	L	71	76
F2	Clemson	H	W	49	47
F5	Miami	A	Lot	68	70
F12	Florida State	A	L	56	63
F16	Duke (5)	H	L	41	56
F19	Virginia Tech	H	W	61	54
F23	Georgia Tech	A	W	62	56
F26	Boston College	H	L	44	63
M1	N.C. State	H	W	69	58
M5	Maryland	A	W	74	60
M10	Miami ACC	N2	Lot	62	69

1-Lahaina, Maui, Hawaii
2-Greensboro, N.C.

2011-12 (22-10, 9-7 ACC)

COACH: Tony Bennett

N13	South Carolina State	H	W	75	38
N15	Winthrop	H	W	69	48
N18	TCU	N1	L	55	57
N19	Drexel	N1	W	49	35
N21	Drake	N1	W	60	52
N25	Green Bay	H	W	68	42
N29	Michigan (14)	H	W	70	58
D3	Longwood	H	W	86	53
D6	George Mason	H	W	68	48
D18	Oregon	A	W	67	54
D21	[24] Seattle	A	W	83	77
D27	[23] Md-Eastern Shore	H	W	69	42
D30	[23] Towson	H	W	57	50
J2	[21] LSU	A	W	57	52
J7	[21] Miami	H	W	52	51
J12	[16] Duke (8)	A	L	58	61
J19	[15] Georgia Tech	A2	W	70	38
J22	[15] Virginia Tech	H	L	45	47
J26	[19] Boston College	H	W	66	49
J28	[19] N.C. State	A	W	61	60
J31	[16] Clemson	H	W	65	61
F4	[16] Florida State (21)	A	L	55	58
F8	[19] Wake Forest	H	W	68	44
F11	[19] North Carolina (5)	A	L	52	70
F14	[22] Clemson	A	L	48	60
F18	[22] Maryland	H	W	71	44
F21	[25] Virginia Tech	A	W	61	59
F25	[25] North Carolina (7)	H	L	51	54
M1	[24] Florida State (22)	H	L	60	63
M4	[24] Maryland	A	Wot	75	72
M9	N.C. State ACC	N2	L	64	67
M16	Florida (25) NCAA	N3	L	45	71

1-St. Thomas, USVI
2-Atlanta, Ga. (Phillips Arena)
3-Omaha, Neb. (CenturyLink Center)

2012-13 (23-12, 11-7 ACC)

COACH: Tony Bennett

N9	George Mason	A	L	59	63
N12	Fairfield	H	W	54	45
N13	Delaware	H	L	53	59
N17	Seattle	H	W	83	43
N19	Lamar	H	W	63	44
N20	North Texas	H	W	80	64
N28	Wisconsin	A	W	60	54
D1	Green Bay	H	W	67	51
D5	Tennessee	H	W	46	38
D8	Mississippi Valley State	H	W	67	39
D19	Morgan State	H	W	75	57
D22	Old Dominion	N1	L	61	63
D30	Wofford	H	W	74	39
J6	North Carolina	H	W	61	52
J9	Wake Forest	A	L	52	55
J12	Clemson	A	L	44	59
J19	Florida State	H	W	56	36
J24	Virginia Tech	A	W	74	58
J26	Boston College	H	W	65	51
J29	NC State (19)	H	W	58	55
F3	Georgia Tech	A	L	60	66
F7	Clemson	H	W	78	41
F10	Maryland	A	W	80	69
F12	Virginia Tech	H	W	73	55
F16	North Carolina	A	L	81	93
F19	Miami (2)	A	L	50	54
F24	Georgia Tech	H	W	82	54
F28	Duke (3)	H	W	73	68
M3	Boston College	A	L	52	53
M7	Florida State	A	L	51	53
M10	Maryland	H	Wot	61	58
M15	NC State ACC	N2	L	56	75
M19	Norfolk State NIT	H	W	67	56
M24	St. John's NIT	H	W	68	50
M27	Iowa NIT	H	L	64	75

1-Richmond, Va. (Richmond Coliseum)
2-Greensboro, N.C. (Greensboro Coliseum)

2013-14 (30-7, 16-2 ACC)

COACH: Tony Bennett

N8	[24] James Madison	H	W	61	41
N12	[25] VCU (14)	H	L	56	59
N16	[25] Davidson	N1	W	70	57
N19	[RV] Navy	H	W	67	42
N23	[RV] Liberty	H	W	75	53
N26	[RV] Hampton	H	W	69	40
N29	[RV] SMU	N2	W	76	73
N30	[RV] Missouri State	N2	W	83	63
D4	[RV] Wisconsin (8)	H	L	38	48
D7	[RV] Green Bay	A	L	72	75
D21	[RV] Northern Iowa	H	W	57	43
D23	[RV] Norfolk State	H	W	66	56
D30	Tennessee	A	L	52	87
J4	Florida State	A	W	62	50
J8	Wake Forest	H	W	74	51
J11	NC State	A	W	76	45
J13	[RV] Duke (23)	A	L	65	69
J18	[RV] Florida State	H	W	78	66
J20	[RV] North Carolina	H	W	76	61
J25	[RV] Virginia Tech	H	W	65	45
J28	[RV] Notre Dame	A	W	68	53
F2	[RV] Pittsburgh (18)	A	W	48	45
F5	[20] Boston College	H	W	77	67
F8	[20] Georgia Tech	A	W	64	45
F10	[17] Maryland	H	W	61	53
F15	[17] Clemson	A	W	63	58
F18	[14] Virginia Tech	A	W	57	53
F22	[14] Notre Dame	H	W	70	49
F26	[12] Miami	H	W	65	40
M1	[12] Syracuse (4)	H	W	75	56
M9	[5] Maryland	A	Lot	69	75
M14	[6] Florida State ACC	N3	W	64	51
M15	[6] Pittsburgh (RV) ACC	N3	W	51	48
M16	[6] Duke (7) ACC	N3	W	72	63
M21	[3] Coastal Carolina NCAA	N4	W	70	59
M23	[3] Memphis (RV) NCAA	N4	W	78	60
M28	[3] Mich. St. (11) NCAA	N5	L	59	61

1-Charlotte, N.C. (Time Warner Cable Arena)
2-Corpus Christi, Texas (American Bank Center)
3-Greensboro, N.C. (Greensboro Coliseum)
4-Raleigh, N.C. (PNC Arena)
5-New York, N.Y. (Madison Square Garden)

2014-15 (30-4, 16-2 ACC)

COACH: Tony Bennett

N14	[9] James Madison	A	W	79	51
N16	[9] Norfolk State	H	W	67	39
N18	[9] South Carolina St.	H	W	75	55
N21	[9] George Wash. (RV)	H	W	59	42
N25	[8] Tennessee State	H	W	79	36
N28	[8] La Salle	N1	W	64	56
N29	[8] Rutgers	N1	W	45	26
D3	[7] Maryland (21)	A	W	76	65
D6	[7] VCU (RV)	A	W	74	57
D18	[6] Cleveland State	H	W	70	54
D21	[6] Harvard	H	W	76	27
D30	[3] Davidson (RV)	H	W	83	72
J3	[3] Miami	A	W2ot	89	80
J7	[3] NC State	H	W	61	51
J10	[3] Notre Dame (13)	A	W	62	56
J13	[2] Clemson	H	W	65	42
J17	[2] Boston College	A	W	66	51
J22	[2] Georgia Tech	H	W	57	28
J25	[2] Virginia Tech	A	W	50	47
J31	[2] Duke (4)	H	L	63	69
F2	[3] North Carolina (13)	A	W	75	64
F7	[3] Louisville (9)	H	W	52	47
F11	[2] NC State	A	W	51	47
F14	[2] Wake Forest	H	W	61	60
F16	[2] Pittsburgh	H	W	61	49
F22	[2] Boston State	H	W	51	41
F25	[2] Wake Forest	A	W	70	34
F28	[2] Virginia Tech	H	W	69	57
M2	[2] Syracuse	A	W	59	47
M7	[2] Louisville (16)	A	L	57	59
M12	[3] Florida State ACC	N2	W	58	44
M13	[3] No. Carolina (19) ACC	N2	L	67	71
M21	[6] Belmont NCAA	N3	W	79	67
M28	[6] Mich. St. (23) NCAA	N3	L	54	60

1-Brooklyn, N.Y. (Barclays Center)
2-Greensboro, N.C. (Greensboro Coliseum)
3-Charlotte, N.C. (Time Warner Cable Arena)

2015-16 (29-8, 13-5 ACC)

COACH: Tony Bennett

N13	[6] Morgan State	H	W	86	48
N16	[6] George Wash.	A	L	68	73
N19	[6] Bradley	N1	W	82	57
N20	[6] Long Beach St.	N1	W	87	52
N22	[6] George Mason	N1	W	83	66
N25	[12] Lehigh	H	W	80	54
D1	[10] Ohio State	A	W	64	58
D5	[10] William & Mary	H	W	67	52
D8	[10] West Va. (14)	N2	W	70	54
D19	[8] Villanova (12)	H	W	86	75
D22	[5] California (RV)	H	Wot	63	62
D30	[5] Oakland	H	W	71	58
J2	[5] Notre Dame (RV)	H	W	77	66
J4	[4] Virginia Tech	A	L	68	70
J9	[4] Georgia Tech	A	L	64	68
J12	[13] Miami (8)	H	W	66	58
J17	[13] Florida State	A	L	62	69
J19	[13] Clemson (RV)	H	W	69	62
J24	[13] Syracuse	H	W	73	65
J26	[11] Wake Forest	A	W	72	71
J30	[11] Louisville (16)	A	W	63	47
F3	[9] Boston College	H	W	61	47
F6	[9] Pittsburgh	A	W	64	50
F9	[7] Virginia Tech	H	W	67	49
F13	[7] Duke (RV)	A	L	62	63
F15	[7] NC State	H	W	73	53
F22	[3] Miami (12)	A	L	61	64
F27	[3] No. Carolina (7)	H	W	79	74
M1	[4] Clemson	A	W	64	57
M5	[4] Louisville (11)	H	W	68	46
M10	[4] Georgia Tech ACC	N3	W	72	52
M11	[4] Miami (11) ACC	N3	W	73	68
M12	[4] No. Carolina (7) ACC	N3	L	57	61
M17	[4] Hampton NCAA	N4	W	81	45
M19	[4] Butler (RV) NCAA	N4	W	77	69
M25	[4] Iowa St. (22) NCAA	N5	W	84	71
M27	[4] Syracuse NCAA	N5	L	62	68

1-Charleston, S.C. (TD Arena)
2-New York, N.Y. (Madison Square Garden)
3-Washington, D.C. (Verizon Center)
4-Raleigh, N.C. (PNC Arena)
5-Chicago, Ill. (United Center)

2016-17 (23-11, 11-7 ACC)

COACH: Tony Bennett

N11	[8] at UNC Greensboro	A	W	76	51
N15	[8] St. Francis Brooklyn	H	W	72	32
N20	[8] Yale	H	W	62	38
N22	[7] Grambling State	H	W	90	34
N25	[7] Iowa	N1	W	74	41
N26	[7] Providence	N1	W	63	52
N30	[6] Ohio State	H	W	63	61
D3	[6] West Virginia (25)	H	L	57	66
D6	[14] East Carolina	H	W	76	53
D17	[13] Robert Morris	H	W	79	39
D21	[12] California	A	W	56	52
D28	[12] Louisville (6)	A	W	61	53
D31	[12] Florida State (20)	H	L	58	60
J4	[11] Pittsburgh	A	Lot	76	88
J8	[11] Wake Forest	H	W	79	62
J14	[19] Clemson	A	W	77	73
J18	[16] Boston College	A	W	71	54
J21	[16] Georgia Tech	H	W	62	49
J24	[12] Notre Dame (14)	A	W	71	54
J29	[12] at Villanova (1)	A	L	59	61
F1	[9] Virginia Tech (RV)	H	W	71	48
F4	[9] Syracuse	A	L	62	66
F6	[12] Louisville (4)	H	W	71	55
F12	[12] Virginia Tech	A	L2ot	78	80
F15	[14] Duke (12)	H	L	55	65
F18	[14] North Carolina (10)	A	L	41	65
F20	[18] Miami (RV)	H	Lot	48	54
F25	[18] NC State	A	W	70	55
F27	[23] North Carolina (5)	H	W	53	43
M4	[23] Pittsburgh	H	W	67	42
M8	[21] Pittsburgh ACC	N2	W	75	63
M9	[21] No. Dame (22) ACC	N2	L	58	71
M16	[24] UNC Wilm. NCAA	N3	W	76	71



YEAR-BY-YEAR RESULTS

2018-19 (35-3, 16-2 ACC)

COACH: Tony Bennett

N14	[9]	James Madison	A	W	79	51
N6	[5]	Towson	H	W	73	42
N11	[5]	George Washington	H	W	76	57
N16	[4]	Coppin State	H	W	97	40
N21	[4]	Middle Tenn.	N1	W	74	52
N22	[4]	Dayton	N1	W	66	59
N23	[4]	Wisconsin (25)	N1	W	53	46
N28	[4]	Maryland (24)	A	W	76	71
D3	[4]	Morgan State	H	W	83	45
D9	[4]	VCU	H	W	57	49
D19	[5]	South Carolina	A	W	69	52
D22	[5]	William & Mary	H	W	72	40
D31	[4]	Marshall	H	W	100	64
J5	[4]	Florida State (9)	H	W	65	52
J9	[4]	Boston College	A	W	83	56
J12	[4]	Clemson	A	W	63	43
J15	[4]	Virginia Tech (9)	H	W	81	59
J19	[4]	Duke (1)	A	L	70	72
J22	[3]	Wake Forest	H	W	68	43
J26	[3]	Notre Dame	A	W	82	55
J29	[3]	NC State (23)	A	Wot	66	65
F2	[3]	Miami	H	W	56	46
F9	[3]	Duke (2)	H	L	71	81
F11	[4]	North Carolina (8)	A	W	69	61
F16	[4]	Notre Dame	H	W	60	54
F18	[3]	Virginia Tech (20)	A	W	64	58
F23	[3]	Louisville (22)	A	W	64	52
F27	[2]	Georgia Tech	H	W	81	51
M2	[2]	Pittsburgh	H	W	73	49
M4	[2]	Syracuse	A	W	79	53
M9	[2]	Louisville (RV)	H	W	73	68
M14	[2]	NC State ACC	N2	W	76	56
M15	[2]	Florida St. (12) ACC	N2	L	59	69
M22	[2]	Gardner-Webb NCAA	N3	W	71	56
M24	[2]	Oklahoma NCAA	N3	W	63	51
M28	[2]	Oregon NCAA	N4	W	53	49
M30	[2]	Purdue (13) NCAA	N4	Wot	80	75
A6	[2]	Auburn (14) NCAA	N5	W	63	62
A8	[2]	Texas Tech (9) NCAA	N5	Wot	85	77

1-Nassau, Bahamas (Imperial Arena)

2-Charlotte, N.C. (Spectrum Center)

3-Columbia, S.C. (Colonial Life Arena)

4-Louisville, Ky. (KFC Yum! Center)

5-Minneapolis, Minn. (U.S. Bank Stadium)

2019-20 (23-7, 15-5 ACC)

COACH: Tony Bennett

N6	[11]	Syracuse (RV)	A	W	48	34
N10	[9]	JMU	H	W	65	34
N16	[9]	Columbia	H	W	60	42
N19	[7]	Vermont	H	W	61	55
N23	[7]	UMass	N1	W	58	46
N24	[7]	Arizona State	N1	W	48	45
N27	[7]	Maine	H	W	46	26
D4	[5]	Purdue (RV)	A	L	40	69
D8	[5]	North Carolina (7)	H	W	56	47
D18	[5]	Stony Brook	H	W	56	44
D22	[9]	South Carolina	H	L	59	70
D29	[16]	Navy	H	W	65	56
J4	[19]	Virginia Tech (RV)	H	W	65	39
J7	[18]	Boston College	A	L	53	60
J11	[18]	Syracuse	H	Lot	55	63
J15	[RV]	Florida State (9)	A	L	50	54
J18	[18]	Georgia Tech	A	W	63	58
J20	[RV]	NC State	H	L	51	53
J26	[RV]	Wake Forest	A	Wot	65	63
J28	[RV]	Florida State (5)	H	W	61	56
F5	[RV]	Clemson	H	W	51	44
F8	[RV]	Louisville (5)	A	L	73	80
F11	[RV]	Notre Dame	H	Wot	50	49
F15	[RV]	North Carolina	A	W	64	62
F19	[RV]	Boston College	H	W	78	65
F22	[RV]	Pittsburgh	A	W	59	56
F26	[RV]	Virginia Tech	A	W	56	53
F29	[RV]	Duke (7)	H	W	52	50
M4	[22]	Miami	A	W	46	44
M7	[22]	Louisville (10)	H	W	57	54

1-Uncasville, Conn. (Mohegan Sun Arena)

2020-21 (18-7, 13-4 ACC)

COACH: Tony Bennett

N25	[4]	Towson	N1	W	89	54
N27	[4]	San Francisco	N1	L	60	61
D1	[15]	St. Francis (Pa.)	H	W	76	51
D4	[15]	Kent State	H	Wot	71	64
D9	[18]	Michigan St. (4)	H	PPD		
D16	[17]	Wake Forest	A	PPD		
D19	[17]	Villanova (7)	N2	CLD		
D22	[16]	William & Mary	H	W	76	40
D26	[16]	Gonzaga (1)	N3	L	75	98
D30	[23]	Notre Dame	A	W	66	57
J2	[23]	Virginia Tech	H	PPD		
J6	[22]	Wake Forest	H	W	70	61
J9	[22]	Boston College	A	W	61	49
J13	[18]	Notre Dame	H	W	80	68
J16	[18]	Clemson (12)	A	W	85	50
J23	[13]	Georgia Tech	H	W	64	62
J25	[8]	Syracuse	H	W	81	58
J30	[8]	Virginia Tech	A	L	51	65
F3	[14]	NC State	A	W	64	57
F6	[14]	Pitt	H	W	73	66
F10	[9]	Georgia Tech	A	W	57	49
F13	[9]	North Carolina	H	W	60	48
F15	[9]	Florida State (17)	A	L	60	81
F20	[7]	Duke	A	L	65	66
F24	[15]	NC State	H	L	61	68
M1	[21]	Miami	H	W	62	51
M6	[21]	at Louisville	A	W	68	58
M11	[16]	Syracuse ACC	N4	W	72	69
M11	[16]	Georgia Tech ACC	N4	CLD		
M20	[15]	Ohio NCAA	N5	L	58	62

1-Uncasville, Conn. (Mohegan Sun Arena)

2-New York, N.Y. (Madison Square Garden)

3-Fort Worth, Texas (Dickies Arena)

4-Greensboro, N.C. (Greensboro Coliseum)

5-Bloomington, Ind. (Assembly Hall)



Come for the dishes, the dimes and the dunks.
 Come for the backdoor cuts, crossovers and constant
 coverage of all things ACC Basketball, all season long.
 Come for more than the game. Come for it all.



Join us @ACCNetwork