


2023-24 MEDIA GUIDE

XAVIER
BASKETBALL™



2023 - 24 XAVIER MEN'S BASKETBALL SCHEDULE

Monday, Nov. 6	Robert Morris		FS1 *	8 p.m.
Friday, Nov. 10	Jacksonville		FS2	6:30 p.m.
Monday, Nov. 13	at Purdue (Gavitt Tipoff Games)		FS1	8:30 p.m.
Friday, Nov. 17	Washington in Continental Tire Main Event (Las Vegas, Nev.)		ESPN 2	12 a.m. EST (9 p.m. PST)
Sunday, Nov. 19	St. Mary's/San Diego St. in Continental Tire Main Event (Las Vegas, Nev.)		ESPN TBD	7:30/10 p.m.
Friday, Nov. 24	Bryant		FS1	Noon
Monday, Nov. 27	Oakland		FS1	6:30 p.m.
Friday, Dec. 1	Houston (BIG EAST-Big 12 Battle)		FS1	6:30 p.m.
Tuesday, Dec. 5	Delaware		FS1	6:30 p.m.
Saturday, Dec. 9	Cincinnati		FS1	6:30 p.m.
Saturday, Dec. 16	Winthrop		FS1	7:30 p.m.
Wednesday, Dec. 20	at St. John's		FS1	7 p.m.
Saturday, Dec. 23	Seton Hall		FS1	2 p.m.
Wednesday, Jan. 3	at Villanova		FS1	8:30 p.m.
Wednesday, Jan. 10	UConn		FS1	8:30 p.m.
Saturday, Jan. 13	at Providence		FS1	2 p.m.
Tuesday, Jan. 16	Butler		FS1	6:30 p.m.
Friday, Jan. 19	Georgetown		FS1	6:30 p.m.
Tuesday, Jan. 23	at Creighton		FS1	8:30 p.m.
Sunday, Jan. 28	at UConn		FS1	Noon
Wednesday, Jan. 31	St. John's		FS1	6:30 p.m.
Saturday, Feb. 3	at DePaul		FS1	9:30 p.m.
Wednesday, Feb. 7	Villanova		FS1	7 p.m.
Saturday, Feb. 10	Creighton		FOX	12:30 p.m.
Wednesday, Feb. 14	at Seton Hall		©CBS SPORTS NETWORK	7 p.m.
Wednesday, Feb. 21	Providence		©CBS SPORTS NETWORK	8 p.m.
Sunday, Feb. 25	at Marquette		FS1	5 p.m.
Wednesday, Feb. 28	DePaul		FS2	7 p.m.
Saturday, March 2	at Georgetown		FS1	7:30 p.m.
Wednesday, March 6	at Butler		©CBS SPORTS NETWORK	7:30 p.m.
Saturday, March 9	Marquette		FOX	
Wed.-Sat., March 13-16	BIG EAST Tournament (New York, N.Y.)		FOX FS1	

Home games in bold. • All times converted to Eastern Time. • FOX – Includes FOX 19 in Cincinnati.
*Opening Night Tipoff on FS1 with whip around coverage; full coverage on FOX Sports digital platforms.



THE TEAM

Xavier TV/Radio and Numerical Rosters 4-6
 Scholarship Players (Alphabetically) 7-30
 Walk-ons 31
 Sean Miller 32-35
 Basketball Staff 36-43

2022-23 REVIEW

Overall/BIG EAST Conference Stats/Results 46-47
 2022-23 Individual/Team/Opponent Highs 48
 Misc. Stats/Last Time That 49
 2022-23 BIG EAST Stat Leaders 50
 2022-23 Box Scores 51-60

XAVIER IN CONFERENCES

BIG EAST Conference 62-66
 Xavier’s Atlantic 10 History 67-68
 Xavier’s MCC History 69

OPPONENT RECORDS

All-Time Opponent Game-By-Game 70-78
 All-Time Records vs. All Opponents 79

XAVIER IN TOURNAMENT PLAY

Xavier’s NCAA Tournament/Postseason History 84-93
 Xavier NIT History 104
 Xavier in Regular Season Tournaments 105-106

HISTORY HIGHLIGHTS/RECORDS

At Home (Cintas Center, Gardens and Schmidt) 80-82
 Xavier Hall of Fame 94-95
 All-Americans 96-97
 Xavier and Team USA 98
 NBA Draft 99-100
 Xavier in the National Polls 101-103
 Letterwinners 107-108
 All-Time Jersey Numbers/Retired Jerseys 109-110
 Individual Records and Leaders 111-118
 1,000 Point Club 119-125
 All-Time Coaches 126
 Xavier/Opponents All-Time Team Statistics 127-130
 Team Records 131
 Year-By-Year Scores 132-148
 Xavier’s Winning Tradition 149


ATHLETIC COMMUNICATIONS

Assoc. Athletics Director & MBB Media Contact . . . Tom Eiser
 Eiser Office / Cell (513) 745-3124 / (513) 382-5565
 Eiser E-mail eiser@xavier.edu
 Eiser on Twitter/X @EiserXUSports

XAVIER HOOPS CAPSULE

Head Coach Sean Miller (Pittsburgh ‘92)
 XU HC Record (Years) . 147-57 (6 years; 2004-09, 2022-pres.)
 Overall On-Court Career Record (Years) 449-166
 (18 years; 2004-21, 2022-present)
 Scholarship Letterwinners Returning/Lost 4/8
 2022-23 Overall 27-10
 2022-23 BIG EAST Regular Season 15-5 (Second)
 2023 Postseason NCAA Tournament Sweet 16

NCAA Tourn. Record (appearances; last) . . . 30-29 (29; 2023)
 Best NCAA Tournament Finish Elite Eight (2004, 2008, 2017)
 Graduation 121 Consecutive Seniors Have Graduated
 NBA Players . . 40 NBA Draft Picks (incl. Colby Jones in 2023)
 Conference Titles 28 (18 regular season, 10 tourneys)
 All-Americans 21 (incl. 2003 National POY David West
 and Souley Boum in 2023)



Consecutive Winning Seasons
Active NCAA Division I Streaks (Official NCAA Stats)

Team	Streak	Started
1 - Kansas	40	1983-84
2 - Gonzaga	32	1991-92
3 - Duke	28	1995-96
4 - Xavier	27	1996-97
Michigan State	27	1996-97
6 - VCU	23	2000-01
7 - Saint Mary's	20	2003-04

XAVIER UNIVERSITY QUICK FACTS

Location3800 Victory Parkway, Cincinnati, Ohio 45207
 Founded 1831
 Enrollment 6,106 (4,848 undergraduate)
 President Dr. Colleen M. Hanycz
 Vice President and Director of Athletics . . . Greg Christopher
 Conference (Year) BIG EAST (11th)
 Colors Navy Blue (PMS 289), Gray (PMS 422) and White
 Nickname Musketeers
 Home Court (Capacity) Cintas Center (10,224)

DO YOU KNOW XAVIER?

- Princeton Review ranked Xavier No. 6 in the nation in the category for “Student Love for their Teams.”
- Xavier University has students from 43 countries. XU has 21 international student-athletes in the 2023-24 school year representing 16 different countries, including three for men’s basketball (Lithuania, Serbia and Slovenia).
- Xavier ranked No. 39 in the nation for Best Undergraduate Teaching Program (*U.S. News & World Report*, 2024).
- *U.S. News & World Report* lists XU’s popular Online MBA No. 1 in Ohio.
- Xavier University, one of 27 Jesuit Catholic universities in America, is on the *U.S. News and World Report* National Universities List. Xavier is Ohio’s oldest Catholic College.
- Xavier offers 90+ undergrad majors, 60+ minors and 40+ graduate programs.



XAVIER TV/RADIO ROSTER



0 Trey Green
6-0 168 Freshman
Guard
Charlotte, N.C.



1 Desmond Claude
6-6 207 Sophomore
Guard
New Haven, Conn.



2 Jerome Hunter
6-8 216 Senior
Forward
Columbus, Ohio



3 Dailyn Swain
6-7 200 Freshman
Guard/Forward
Columbus, Ohio



8 Quincy Olivari
6-3 200 Grad Student
Guard
Atlanta, Ga.




11 Reid Ducharme
6-7 200 Freshman
Guard/Forward
Milton, Mass.



12 Kam Craft
6-6 211 Sophomore
Guard
Chicago, Ill.



15 Kachi Nzeh
6-8 230 Freshman
Center
Upper Darby, Pa.



17 Lazar Djokovic
6-10 230 Freshman
Forward
Gornji Milanovac, Serbia



20 Dayvion McKnight
6-0 195 Senior
Guard
Shelbyville, Ky.



21 Saša Ciani
6-9 240 Freshman
Forward
Nova Gorica, Slovenia



24 Abou Ousmane
6-10 244 Senior
Forward
Brooklyn, N.Y.



25 Michael Wolf
6-0 185 Sophomore
Guard
Greenwood Village, Colo.



31 Ian Sabourin
6-4 210 Sophomore
Forward
Hamilton, Ohio



32 Zach Freemantle
6-9 227 Grad Student
Forward
Teaneck, N.J.



35 Bob Nunge
6-6 190 Junior
Guard
Newburgh, Ind.



45 Brad Colbert
6-2 200 Senior
Guard
Loveland, Ohio



50 Gytis Nemeikša
6-8 220 Senior
Forward
Kaunas, Lithuania



XAVIER TV/RADIO ROSTER



Sean Miller
Head Coach
7th Year
Pittsburgh '92




Adam Cohen
Associate Head Coach
2nd Year
Arizona '08



Dante Jackson
Assistant Coach
6th Year
Xavier '11



David Miller
Assistant Coach
2nd Year
Arizona '13



Mario Mercurio
Assoc. AD for
Basketball Admin.
21st Year • Xavier '03



Ryan Reynolds
Special Assistant to
the Head Coach
2nd Year • Xavier '07



Ryan Anderson
Asst. Coach and Dir. of
Player Development
2nd Year • Arizona '16



Cam Miller
Director of Basketball
Operations
2nd Year • Arizona '21



Andy Kettler
Head Strength and
Conditioning Coach
2nd Year • Ashland '01



Connor Barnes
Athletic Trainer
2nd Year • Xavier '12



B.J. Raymond
Graduate Program
Manager
2nd Year • Xavier '09



Mark Gaertner
Graduate Program
Manager
1st Year • Xavier '23

CLASS BREAKDOWN

Grad Students (2)

Zach Freemantle
Quincy Olivari

Seniors (5)

Brad Colbert
Jerome Hunter
Dayvion McKnight
Gytis Nemeikša
Abou Ousmane

Juniors (1)

Bob Nunge

Sophomores (4)

Desmond Claude
Kam Craft
Ian Sabourin
Michael Wolf

Freshmen (6)

Saša Ciani
Lazar Djokovic
Reid Ducharme
Trey Green
Kachi Nzeh
Dailyn Swain

STATE/COUNTRY BREAKDOWN

Colorado (1)

Michael Wolf

Connecticut (1)

Desmond Claude

Georgia (1)

Quincy Olivari

Illinois (1)

Kam Craft

Indiana (1)

Bob Nunge

Kentucky (1)

Dayvion McKnight

Massachusetts (1)

Reid Ducharme

New Jersey (1)

Zach Freemantle

New York (1)

Abou Ousmane

North Carolina (1)

Trey Green

Ohio (4)

Bradley Colbert
Jerome Hunter
Ian Sabourin
Dailyn Swain

Pennsylvania (1)

Kachi Nzeh

Lithuania (1)

Gytis Nemeikša

Serbia (1)

Lazar Djokovic

Slovenia (1)

Saša Ciani

PRONUNCIATIONS

Claude: CLAW-d
Dante: DAN-tay
Dailyn: Day-lin
Dayvion: DAY-vee-on

Ducharme: DEW-charm
Nunge: NUN-jee
Olivari: ah-lih-VARE-ee
Sabourin: SAB-or-INN

Saša Ciani
SAH-shuh CHAH-nee
Lazar Djokovic:
LAH-zar DJOKE-uh-vitch

Gytis Nemeikša:
GHEE-tiss neh-MEEK-shuh
Kachi Nzeh:
KAH-chee NN-zeh

Abou Ousmane:
ah-BOO OOS-mahn

2023-24 XAVIER MUSKETEER NUMERICAL ROSTER

NO.	NAME	YR.	POS.	HT.	WT.	HOMETOWN	HIGH SCHOOL(S) / LAST COLLEGE OR TEAM
0	Trey Green	Fr.	G	6-0	168	Charlotte, N.C.	Prolific Prep (Calif.)
1	Desmond Claude	So.	G	6-6	207	New Haven, Conn.	Putnam Science Academy
2	Jerome Hunter	Sr.	F	6-8	216	Columbus, Ohio	Pickerington HS / Indiana University
3	Dailyn Swain	Fr.	G/F	6-7	200	Columbus, Ohio	Columbus Africentric Early College
8	Quincy Olivari	Gr.	G	6-3	200	Atlanta, Ga.	Westlake HS / Rice University
11	Reid Ducharme	Fr.	G/F	6-7	200	Milton, Mass.	Brewster Academy (N.H.)
12	Kam Craft	So.	G	6-6	211	Chicago, Ill.	Buffalo Grove / The Skill Factory (Atlanta, Ga.)
15	Kachi Nzeh	Fr.	C	6-8	230	Upper Darby, Pa.	George School
17	Lazar Djokovic	Fr.	F	6-10	230	Gornji Milanovac, Serbia	Crvena Zvezda
20	Dayvion McKnight	Sr.	G	6-0	195	Shelbyville, Ky.	Collins HS / Western Kentucky University
21	Saša Ciani	Fr.	F	6-9	240	Nova Gorica, Slovenia	Koder School / Cedevita Olimpija
24	Abou Ousmane	Sr.	F	6-10	244	Brooklyn, N.Y.	Scotland Performance Institute / North Texas
25	Michael Wolf	So.	G	6-0	185	Greenwood Village, Colo.	Regis Jesuit / Bridgton Academy
31	Ian Sabourin	So.	F	6-4	210	Hamilton, Ohio	Badin HS
32	Zach Freemantle	Gr.	F	6-9	227	Teaneck, N.J.	Bergen Catholic HS
35	Bob Nunge	Jr.	G	6-6	190	Newburgh, Ind.	Castle HS
45	Brad Colbert	Sr.	G	6-2	200	Loveland, Ohio	Moeller HS / Andrew Osborne Academy / Louisville
50	Gytis Nemeikša	Sr.	F	6-8	220	Kaunas, Lithuania	Bypaupas Magnes University

Sedler Family Head Coach: Sean Miller (Pittsburgh '92; seventh season, XU HC 2004-09 and 2022-present)

Crawford Family Associate Head Coach: Adam Cohen (Arizona '08; second season)

Assistant Coaches: Dante Jackson (Xavier '11; sixth season) and David Miller (Arizona '13; second season)

Associate Athletics Director for Basketball Administration: Mario Mercurio (Xavier '03; 21st season)

Special Assistant to the Head Coach: Ryan Reynolds (Xavier '07; second season)

Assistant Coach and Director of Player Development: Ryan Anderson (Arizona '16; second season)

Director of Basketball Operations: Cam Miller (Arizona '21; second season)

MBB Strength and Conditioning Head Coach: Andy Kettler (Ashland '01; second season)

Athletic Trainer: Connor Barnes (Xavier '12; second season)

Graduate Program Managers: B.J. Raymond (Xavier '09; second season) and Mark Gaertner (Xavier '23; first season)

SAŠA CIANI

6-9 | 240 | FRESHMAN | FORWARD
NOVA GORICA, SLOVENIA | KODER SCHOOL

 @SASACIANI



AS A MUSKETEER

Joined the Xavier program in September.

SLOVENIAN STANDOUT

Played for Košarkarski klub Cedevita Olimpija (translated to English is Cedevita Olimpija Basketball Club), which is commonly referred to as KK Cedevita Olimpija or simply Olimpija; this is a men's professional basketball club based in Ljubljana, Slovenia ... His club competed in the ABA League First Division ... He averaged 11.1 points, 6.9 rebounds, 1.3 assists, 1.0 steals and 0.9 blocks, while shooting 65 percent from the field, while on loan to Cedevita Junior competing in the First Croatian League in Zagreb, Croatia.

NATIONAL TEAM EXPERIENCE PLUS

Played for U20 Slovenia in the U20 European Championship, averaging 12.0 points, 8.6 rebounds and 1.4 assists in seven games in 2023 and 12.4 points and 8.6 rebounds in seven games in 2022 ... Made his debut for the Slovenian National Team in August 2022 in an exhibition game against the Netherlands ... Played in two games for the FIBA Basketball World Cup 2023 European Qualifiers, averaging 7.5 points and 4.5 rebounds ... One of his teammates on the Slovenian National Team was NBA All-Star Luka Dončić of the Dallas Mavericks ... Signed with the Serbian team Dynamic VIP PAY in 2020 and played in 21 games in the Serbian national championship.

PERSONAL

Nicknamed Ciki ... A business undecided major ... Parents are Nataša and Valdi Ciani ... Has one older brother, Nik ... Born March 25, 2003 in Nova Gorica, Slovenia.

THE CIANI FILE

Full name: Saša Ciani

Nickname: Ciki

Birthdate/Birthplace: March 25, 2003 in Nova Gorica, Slovenia

Parents: Nataša and Valdi Ciani

Sibling: Has one older brother, Nik, whom he lists as his biggest influence

Major: Business undecided

Shoe size: 13

Biggest game so far in my career: My debut game with the Slovenian National Team vs. Estonia

The most impressive person I've met: Luka Dončić (NBA All-Star with Dallas), who was on that Slovenian National Team

Hobbies: PS5 and movies

Favorite food(s): Pizza and Serbian food

Best thing about me as a player: I am a good passer

Why I came to Xavier: To improve

#21 BY THE NUMBERS – WHO ELSE HAS WORN IT?

Pete Accetta	1972-75	Robert Kruer	1940-41
Rusty Blossom	1969-72	Chris Mack	1990-93
Jerry Butler	1986-90	Bill Middendorf	1959-60
Anthony Coleman	2000-03	Tom Mitchell	1952-55
Boubacar Coly	2003-06	Ben Monhollen	1960-61
William Donovan	1950-51	Ricky Reder	1967-70
Larry Foley	1941-42	Jeff Robinson	2009-13
William Gates	1939-40	Tom Schlager	1968-69
Joe Geiger	1961-64	Gene Smith	1951-52
Leroy Greenidge	1983-86	Tim Stainbrook	2013-17
Jim Hengehold	1964-67	Zak Swetye	2018-21
Jerome Hunter	2021-22	Ray Tomlin	1956-57
Ricky Jannott	1957-59	Keith Walker	1977-80
T.J. (Tavares) Johnson	1994-98	Nicholas Weiler	1937-39
Paul Jones	1981-83	Garry Whitfield	1975-77

21



DESMOND CLAUDE

**6-6 | 207 | SOPHOMORE | GUARD | NEW HAVEN, CONN.
PUTNAM SCIENCE ACADEMY**

X @DESMONDCLAUDE | IG @_DESMONDCLAUDE

2023-24

Top 15 Breakout Player for the 2023-24 season (*The Athletic*) ... Selected to the preseason BIG EAST Conference Second Team in the annual preseason preview *The Almanac*, the college basketball season preview produced by The Field of 68 staff ... Scored a team-high 21.5 ppg. to go with 6.0 rpg. for the two exhibition game wins in The Bahamas in August.

2022-23

Selected to the BIG EAST All-Freshman Team by the league coaches ... Three of his five double-figure scoring games came in the last five games of the season ... Scored 11 points in the NCAA Second Round game vs. Pittsburgh on March 19 ... Scored 11 points in the BIG EAST Tournament Semifinal win over Creighton on March 10 ... Followed that up with 11 points in a career-high tying 32 minutes in the BIG EAST Championship Game vs. Marquette on March 11 ... Grabbed a career-high seven rebounds in the Butler win on March 4 ... Scored a career-high 12 points on 5-9 shooting, including 2-4 from 3-point range, in 27 minutes at Providence on March 1 ... Averaged 20.8 minutes a game, which was tops among non-starters ... Averaged 25.3 minutes per game for his last 13 games ... Missed two games due to a non-Covid illness but returned to play 18 minutes vs. Villanova on Feb. 21, contributing two 3-pointers ... Followed that up by logging a career-high 32 minutes at Seton Hall on Feb. 24 ... Scored 11 points against St. John's on Feb. 4, hitting 4-4 from the field, including 3-3 from 3-point territory, to go with three assists ... Contributed six points on 3-4 shooting to go with three assists and four rebounds at UConn on Jan. 25 ... Logged 28 minutes in his first collegiate start vs. Southeastern Louisiana on Nov. 30; had six assists and four rebounds in that game ... Hit a big 3-pointer vs. Florida on Nov. 24 and vs. Duke on Nov. 25 ... Contributed seven points and three assists in the Montana win on Nov. 11 and six points with three steals vs. Fairfield on Nov. 15.

HIGHLY-RANKED

Earned a four-star 247Sports composite ranking ... No. 89 in the final 247Sports composite rankings ... No. 93 in the ESPN Top 100 ... Consensus four-star recruit and ranked by the major services one of the top two prospects in Connecticut.

NATIONAL CHAMPION AND PLAYER OF THE YEAR

Named 2021-22 National Post-Grad Player of the Year (Next Up Recruits) ... Led his PSA team to a perfect 38-0 record and the 2022 National Prep Championship, the third for the school in four years ... Named the MVP of the 2022 National Prep Tournament ... Averaged 13.6 points, 4.0 rebounds, 3.0

THE CLAUDE FILE

Full name: Desmond Allen Claude

Nickname: Des

Birthdate/Birthplace: May 30, 2003 in Syracuse, N.Y.

Parent: Paula & Chris Rivers; father played basketball at Fairfield and overseas and mother played basketball at Syracuse

Siblings: Jalen, Jason and Cameron

Major: Business Undecided

Shoe size: 14

Most thrilling moment in sports to date: Winning the National Championship, finishing 38-0 and winning MVP

The GOAT is: LeBron James

Something people probably don't know about me: I like to go fishing; it is my favorite thing to do with my Dad

You'd be surprised to know: I can cook

What Mom cooks best: Everything

My hidden talent: I can play drums

Biggest fear: Heights

If I could play 1 on 1 vs. anyone it would be: Dejounte Murray

Favorite super hero: Hulk

Favorite cartoon: SpongeBob

Mom's advice: Always work hard

#1 BY THE NUMBERS – WHO ELSE HAS WORN IT?

Josh Duncan	2004-08	Paul Scruggs	2017-22
Jalen Reynolds	2012-16	Jaison Williams	2001-02

1

assists and 1.6 steals for undefeated Putnam Science Academy, while shooting 57.7 percent from the field, including 43.3 percent from 3-point range ... Basketball coach: Tom Espinosa ... In addition to his prep school success, Claude enjoyed tremendous NIKE EYBL success, averaging over 15 points and nearly five assists per game in NIKE EYBL play.

PERSONAL

Full name is Desmond Allen Claude ... Nicknamed Des ... Born May 30, 2003 in Syracuse, N.Y. ... A business major ... Parents are Paula and Chris Rivers ... Has three siblings: Jason, Cameron and Jalen.

CLAUDE'S CAREER HIGHS AT XAVIER

- Points** – 12 at Providence (March 1, 2023)
- Field Goals Made** – 5 vs. Marquette (March 11, 2023) and at Providence (March 1, 2023)
- Field Goals Attempted** – 10 vs. Creighton (March 10, 2023)
- 3-Pt Field Goals Made** – 3 vs. St. John's (Feb. 4, 2023)
- 3-Pt Field Goals Attempted** – 4 vs. Pittsburgh (March 19, 2023) and at Providence (March 1, 2023)
- Free Throws Made** – 5 vs. Pittsburgh (March 19, 2023)
- Free Throws Attempted** – 10 vs. Pittsburgh (March 19, 2023)
- Rebounds** – 7 vs. Butler (March 4, 2023)
- Assists** – 6 vs. Southeastern La. (Nov. 30, 2022)
- Blocks** – 1 Five Times
- Steals** – 4 vs. Creighton (March 10, 2023)
- Minutes** – 32 vs. Marquette (March 11, 2023) and at Seton Hall (Feb. 24, 2023)



2022-23

TEAM	DATE	MIN	FG-FGA	3FG-FGA	FT-FTA	O-D-T	PF	A	TO	BLK	STL	PTS
Morgan State	11/7	18	1-4	0-0	0-0	0-1-1	4	2	4	0	0	2
Montana	11/11	20	3-5	0-1	1-1	0-2-2	3	3	0	0	1	7
Fairfield	11/15	21	3-5	0-0	0-2	0-0-0	1	1	3	0	3	6
Indiana	11/18	16	1-4	0-1	0-0	1-0-1	3	2	1	0	2	2
Florida	11/24	7	1-4	1-1	0-1	0-2-2	1	0	1	0	0	3
Duke	11/25	24	2-2	1-1	0-0	0-4-4	2	0	2	0	0	5
Gonzaga	11/27	22	1-4	0-1	0-0	0-1-1	2	1	1	0	1	2
SE Louisiana	11/30	28	0-3	0-2	3-4	0-4-4	3	6	1	1	1	3
West Virginia	12/3	17	2-4	1-2	0-0	0-2-2	2	3	2	0	0	5
at Cincinnati	12/10	9	1-3	0-1	2-2	0-1-1	2	1	1	0	0	4
Southern	12/13	22	1-4	0-2	0-2	0-3-3	1	4	5	0	2	2
at Georgetown	12/16	21	3-6	0-1	0-0	1-2-3	1	3	1	0	0	6
Seton Hall	12/20	15	0-1	0-1	1-2	0-5-5	2	2	2	0	1	1
at St. John's	12/28	16	2-8	0-0	0-1	2-1-3	4	3	0	0	2	4
UConn	12/31	11	1-1	0-0	0-0	0-1-1	0	0	0	0	2	2
at Villanova	1/7	12	1-3	0-1	0-0	0-0-0	3	0	1	0	0	2
Creighton	1/11	23	2-4	0-0	1-2	1-1-2	2	1	1	0	0	5
Marquette	1/15	19	1-3	0-0	0-0	0-0-0	2	2	0	0	0	2
at DePaul	1/18	16	0-2	0-0	0-0	0-2-2	1	0	1	1	0	0
Georgetown	1/21	21	1-4	0-0	2-3	0-3-3	4	1	1	0	2	4
at UConn	1/25	20	3-4	0-1	0-1	2-2-4	1	3	0	0	0	6
at Creighton	1/28	22	1-4	0-1	0-0	0-1-1	0	3	1	0	1	2
Providence	2/1	30	1-4	1-2	4-4	1-4-5	2	2	0	0	0	7
St. John's	2/4	29	4-4	3-3	0-0	0-3-3	3	3	1	0	1	11
at Butler	2/10	16	2-2	0-0	1-1	0-2-2	2	1	2	0	0	5
at Marquette	2/15	DNP										
DePaul	2/18	DNP										
Villanova	2/21	18	2-3	2-2	0-0	0-3-3	3	1	3	0	2	6
at Seton Hall	2/24	32	1-5	0-2	0-0	0-6-6	1	4	1	0	2	2
at Providence	3/1	27	5-9	2-4	0-0	0-2-2	5	0	1	1	0	12
Butler	3/4	24	2-7	0-1	0-0	1-6-7	1	3	2	1	1	4
DePaul	3/9	21	2-4	0-2	3-5	0-2-2	2	1	1	0	0	7
Creighton	3/10	25	4-10	0-2	3-4	2-0-2	3	0	0	0	4	11
Marquette	3/11	32	5-8	1-2	0-0	0-4-4	0	3	4	0	0	11
Kennesaw State	3/17	21	0-0	0-0	1-2	0-2-2	1	1	4	1	1	1
Pitt	3/19	31	3-7	0-4	5-10	0-3-3	3	2	0	0	0	11
Texas	3/24	23	1-4	0-0	1-2	1-0-1	1	1	3	0	0	3

CLAUDE'S CAREER NUMBERS AT XAVIER

Season	G-GS	Min/G	FG-FGA	Pct	3FG-FGA	Pct	FT-FTA	Pct	Off	Def	Tot	Avg	PF	FO	A	TO	Blk	Stl	Pts	Avg
2022-23	35-1	729/20.8	63-149	.423	12-41	.293	28-49	.571	12	75	87	2.5	71	1	63	51	5	29	166	4.7
TOTAL	35-1	729/20.8	63-149	.423	12-41	.293	28-49	.571	12	75	87	2.5	71	1	63	51	5	29	166	4.7



KAM CRAFT

6-6 | 211 | SOPHOMORE | GUARD

CHICAGO, ILL. | BUFFALO GROVE | THE SKILL FACTORY

✕ @KAMCRAFT12 | @KAMCRAFT12

2022-23

Suffered a left knee injury in practice that limited his game action the second half of the season but he did return for the Texas game on March 24 ... Scored eight points and grabbed four rebounds in nine minutes vs. St. John's on Feb. 4 ... Recorded an eight-point game vs. Southern on Dec. 13 that included two 3-pointers Played a season-high 17 minutes vs. Southeastern Louisiana on Nov. 30, hitting 3-5 from 3-point range on his way to a season-high 11 points ... Contributed six points, six rebounds and two steals in his Xavier debut vs. Morgan State on Nov. 7.

HIGHLY-RANKED

Consensus four-star recruit ... Ranked No. 65 in the final 247Sports composite rankings ... selected for the 2022 Jordan Brand All-Star Game.

AT THE SKILL FACTORY AND AAU

Averaged 21.3 points, 6.5 rebounds, 2.5 assists and 1.2 steals per game for The Skill Factory in Atlanta, Ga., while shooting 44 percent, 79-of-178, from 3-point range ... Shot a team-high 89 percent from the free-throw line, 99-of-111 ... The Skill Factory, whose head coach was former Xavier Director of Basketball Operations Trey Scotti, finished 19-12 ... Played for a Chicago based AAU program named Meanstreets, which plays in the Nike EYBL.

AT BUFFALO GROVE HIGH SCHOOL

Before moving to Atlanta in 2021 to attend The Skill Factory, Craft earned All-State honors two years in a row at Buffalo Grove High School in Buffalo Grove, Ill. ... Averaged 23 points and seven rebounds as a sophomore, while being named Co-Mid-Suburban League Player of the Year, and followed that up with 27.1 points, 7.5 rebounds and 4.0 assists as a junior ... Scored 1,694 career points at Buffalo Grove ... Basketball coach: Keith Peterson.

PERSONAL

Full name is Kam Hunter Craft ... A business major ... Born April 2, 2004 in Charleston, W.V. ... Parents are Mark Craft and Kama Shaar ... Has one sibling, Keaton.

THE CRAFT FILE

Full name: Kam Hunter Craft

Birthdate/Birthplace: April 2, 2004 in Charleston, W.V.

Parents: Mark Craft & Kama Shaar; father played baseball and basketball at VMI and was an Oakland A's pitcher and mother played basketball at Concord University

Sibling: Keaton

Major: Business Undecided

Shoe size: 14

The thing I like best about the BIG EAST: It is a basketball conference

Favorite thing to do with Dad: Be in the gym

Something people probably don't know about me: I played baseball in high school

Hobby: Playing pool

If I could play 1 on 1 against anyone it would be: Kyrie Irving

Why I chose Xavier: Coaching staff and the family environment with the players

Favorite place that I have visited: Paris

Place I'd like to visit: Jamaica

Favorite holiday: Christmas

#12 BY THE NUMBERS – WHO ELSE HAS WORN IT?

Cullen Barr	2016-17	Gary Massa	1977-81
Mike Cobb	1985-86	Rich Piontek	1959-60
Darnell Dawson	1973-74	Ricky Reder	1968-70
Dedrick Finn	2002-06	Brad Redford	2008-13
Steve Gentry	1990-94	Franny Stahl	1955-56
Dale Haarman	1975-77	Nick Vanderpohl	2017-18
Dontarius James	2018-20	Zak Swetye	2021-22
Richard Korb	1948-51	Conny Warren	1970-73
Gary Lumpkin	1995-99		

12



CRAFT'S CAREER HIGHS AT XAVIER

- Points** – 11 vs. Southeastern La. (Nov. 30, 2022)
- Field Goals Made** – 4 vs. Southeastern La. (Nov. 30, 2022)
- Field Goals Attempted** – 7 vs. Southern (12-13-22) and Southeastern La. (Nov. 30, 2022)
- 3-Pt Field Goals Made** – 3 vs. Southeastern La. (Nov. 30, 2022)
- 3-Pt Field Goals Attempted** – 5 vs. Southern (12-13-22) and Southeastern La. (Nov. 30, 2022)
- Free Throws Made** – 1 vs. St. John's (Feb. 4, 2023)
- Free Throws Attempted** – 2 vs. St. John's (Feb. 4, 2023)
- Rebounds** – 6 vs. Morgan State (Nov. 7, 2022)
- Assists** – 1 Four Times
- Blocks** – 1 vs. Fairfield (Nov. 15, 2022)
- Steals** – 2 vs. Morgan State (Nov. 7, 2022)
- Minutes** – 17 vs. Southeastern La. (Nov. 30, 2022)

2022-23

TEAM	DATE	MIN	FG-FGA	3FG-FGA	FT-FTA	O-D-T	PF	A	TO	BLK	STL	PTS
Morgan State	11/7	13	3-5	0-1	0-0	3-3-6	1	0	3	0	2	6
Montana	11/11	14	2-4	0-1	0-0	0-1-1	1	0	0	0	1	4
Fairfield	11/15	12	0-1	0-0	0-0	2-3-5	0	0	2	1	0	0
Indiana	11/18	1	0-0	0-0	0-0	0-0-0	0	0	0	0	0	0
Florida	11/24	DNP										
Duke	11/25	1	0-0	0-0	0-0	0-0-0	0	0	0	0	0	0
Gonzaga	11/27	7	1-1	0-0	0-0	0-1-1	0	1	1	0	0	2
SE Louisiana	11/30	17	4-7	3-5	0-0	0-1-1	3	1	2	0	0	11
West Virginia	12/3	5	0-0	0-0	0-0	0-0-0	1	0	1	0	0	0
at Cincinnati	12/10	2	0-0	0-0	0-0	0-0-0	0	0	0	0	0	0
Southern	12/13	13	3-7	2-5	0-0	0-4-4	0	1	0	0	0	8
at Georgetown	12/16	2	0-1	0-1	0-0	0-1-1	0	0	0	0	0	0
Seton Hall	12/20	DNP										
at St. John's	12/28	DNP										
UConn	12/31	DNP										
at Villanova	1/7	DNP										
Creighton	1/11	DNP										
Marquette	1/15	DNP										
at DePaul	1/18	DNP										
Georgetown	1/21	DNP										
at UConn	1/25	DNP										
at Creighton	1/28	2	0-0	0-0	0-0	0-0-0	0	0	0	0	0	0
Providence	2/1	DNP										
St. John's	2/4	9	3-6	1-4	1-2	0-4-4	2	1	1	0	0	8
at Butler	2/10	1	0-0	0-0	0-0	0-0-0	0	0	0	0	0	0
at Marquette	2/15	DNP										
DePaul	2/18	DNP										
Villanova	2/21	DNP										
at Seton Hall	2/24	DNP										
at Providence	3/1	DNP										
Butler	3/4	DNP										
DePaul	3/9	DNP										
Creighton	3/10	DNP										
Marquette	3/11	DNP										
Kennesaw State	3/17	DNP										
Pitt	3/19	DNP										
Texas	3/24	1	0-0	0-0	0-0	0-0-0	0	0	0	0	0	0

CRAFT'S CAREER NUMBERS AT XAVIER

Season	G-GS	Min/G	FG-FGA	Pct	3FG-FGA	Pct	FT-FTA	Pct	Off	Def	Tot	Avg	PF	FO	A	TO	Blk	Stl	Pts	Avg
2022-23	15-0	101/6.7	16-32	.500	6-17	.353	1-2	.500	5	18	23	1.5	8	0	4	10	1	3	39	2.6
TOTAL	15-0	101/6.7	16-32	.500	6-17	.353	1-2	.500	5	18	23	1.5	8	0	4	10	1	3	39	2.6



LAZAR DJOKOVIC

6-10 | 230 | FRESHMAN | FORWARD

GORNJI MILANOVAC, SERBIA | CRVENA ZVEZDA

 @LAZARDJOKOVIC17 |  @LAZARDJOKOVIC17

AS A MUSKETEER

Named one of the top 10 incoming international players by ESPN ... Joined the Xavier program in August ... He was not on the team that went to the Bahamas in early August.

STANDOUT IN THE FIBA U19 WORLD CUP

Averaged 14.9 points, 7.3 rebounds, 3.1 assists and 1.0 steals for Serbia in seven games at the FIBA U19 World Cup in June ... He scored in double figures in each of Serbia's last six games ... He shot 55.4 percent (36-55) from the field, including 37.5 percent (6-16) from 3-point range ... Contributed 16 points, 11 rebounds and eight assists in Serbia's victory over Japan and 18 points with seven rebounds and seven assists in a win over Korea ... Serbia fell to Argentina in the fifth-place game despite 18 points and six rebounds from Djokovic.

BEFORE THE WORLD CUP

His 19-game Serbian KLS averages included 7.3 points, 4.7 rebounds and 1.4 assists per game.

PERSONAL

Nicknamed Joker, Lejzr or Zar ... A sport management major ... Parents are Dragana and Nenad ... Siblings are Vladan and Aleksandar ... Studied as a high school student at Graficko-Medijska in Belgrade ... Born April 15, 2004 in Gornji Milanovac, Serbia.

THE DJOKOVIC FILE

Full name: Lazar Djokovic

Nicknames: Joker, Lejzr, Zar

Birthdate/Birthplace: April 15, 2004 in Gornji Milanovac, Serbia

Parents: Dragana and Nenad

Siblings: Vladan and Aleksandar

Major: Sport Management

Shoe size: 15

Most thrilling sports moment to date: Team finishing third in the European Championship

Something people may not know: I am good at a lot of sports

Favorite thing to do with Mom: Shoot the ball

My go-to carryout order: Cheeseburger, fries and orange juice

Who would play me in a movie: Jason Statham

Best thing about me as a player: I am versatile and can play and guard any position

Why I chose Xavier: The coaches and one of the best basketball systems

Favorite place I have visited: Greece

Favorite place I'd like to visit: Somewhere tropical

Favorite lesson from my parents: Enjoy what you do!

Biggest influence: Giannis Antetokounmpo, especially his physical improvement

#17 BY THE NUMBERS – WHO ELSE HAS WORN IT?

John Albrinck	1954-56	John Maher	1934-35
Dan Corbett	1932-33	Gene Smith	1949-51
Richard Korb	1946-48	Lou Walther	1948-49

17

REID DUCHARME

6-7 | 200 | FRESHMAN | GUARD/FORWARD
MILTON, MASS. | BREWSTER ACADEMY (N.H.)

✕ @RDUCHARME23 | 📷 @REIDUCHARME



AS A MUSKETEER

Averaged 8.5 ppg. for the two exhibition games in The Bahamas.

XAVIER CONNECTION

Comes from the same school, Brewster Academy, that sent Xavier Jalen Reynolds and Semaj Christon.

2022-23

Four-star recruit listed No. 117 overall by 247Sports ... Averaged 11.1 ppg., 2.4 rpg. and 1.7 apg., while shooting 37.7 percent from 3-point territory, on a team that had nine seniors commit to NCAA Division I programs ... Second Team All-American selection by @NextUpRecruits ... McDonald's All-American Nominee ... All-NEPSAC Second Team for the second straight season ... Team finished 35-6, finishing Class "AA" Runner-up and advancing to the National Elite 8 ... Basketball coach: Jason Smith.

2021-22

Averaged 12.5 ppg., 3.1 rpg. and 1.4 apg. at Brewster Academy as a junior, connecting on 37 percent from behind the 3-point line ... All-NEPSAC Second Team ... Team finished 31-8, won the NEPSAC Class "AAA" Championship and advanced to the National Elite 8 ... Played for BABC in the Nike EYBL, ranking fourth in the Nike EYBL in scoring at 18 ppg. while adding four rebounds and three assists a game in 29 minutes of action per contest ... Had the highest single-game point total at the Peach Jam in the summer of 2022 with 42 points vs. Vegas Elite ... Basketball coach: Jason Smith.

JASON SMITH ON DUCHARME:

"I think Reid fits everything that Sean Miller covets in a player. Reid is a very tough, competitive, hard-working student-athlete who will be a tremendous representative of the Xavier University community and men's basketball program. He's a true 'gym rat' but more importantly he is a high character individual who's a true student-athlete."

SEAN MILLER ON DUCHARME:

"Reid is a tough, athletic and skilled wing player who is also a great shooter. Reid comes from a basketball family, where his sister, Ashley, recently played and graduated from Brown University and his other sister, Caroline, currently plays at UConn. Reid had a great career at Brewster Academy and he also excelled on the EYBL circuit playing for BABC, where he proved to be one of the best scorers in the country."

PERSONAL

Full name is Reid Cadigan Ducharme ... A business major ... Parents are Todd and Chrissy Ducharme ... Father ran track (decathlon) and played football at Williams College ... Mother played basketball at Williams College ... Has two older sisters, Caroline and Ashley ... Caroline is a hoops standout at UConn and Ashley played at Brown ... Born February 14, 2004 in Milton, Mass.

THE DUCHARME FILE

Full name: Reid Cadigan Ducharme

Birthdate/Birthplace: Feb. 14, 2004 in Milton, Mass.

Parents: Todd and Chrissy Ducharme; Father ran track (decathlon) and played football at Williams College while mother played basketball at Williams College

Siblings: Two older sisters, Caroline and Ashley; Caroline is a hoops standout at UConn and Ashley played at Brown

Major: Business Undecided

Shoe size: 14

Hobbies: Music and Fortnite (my favorite video game)

Favorite book: Miraculous Journey of Edward Tulane

Favorite holiday: Valentine's Day

Favorite food my Mom cooks: Chili

Best food I cook: Chicken Parmesan sandwich

Who would play me in a movie: Billy Hoyle (Woody Harrelson) from White Men Can't Jump

Favorite thing to do with Dad: Shoot baskets

I am as good as anyone at: Connect 4

Why I chose Xavier: Coach Miller and the team culture

What I'd change about college basketball: The portal

#11 BY THE NUMBERS – WHO ELSE HAS WORN IT?

Malcolm Bernard	2016-17	Stan Kimbrough	1985-89
Ed Bissmeyer	1946-48	Dave Lynch	1966-67
Jay Canty	2010-11	Leo McDermott	1960-62
Dee Davis	2012-15	Bryce Moore	2019-20
Norman Grevey	1949-51	Dwon Odom	2020-22
Chris Hall	1967-68	Steve Poppe	1968-70
Ricky Jannott	1959-60	B.J. Raymond	2005-09
Kerem Kanter	2017-18	Angelo Smith	2002-04
Keonte Kennedy	2018-19	Steve Thomas	1962-66

11



ZACH FREEMANTLE

6-9 | 227 | GRAD STUDENT | FORWARD

TEANECK, N.J. | BERGEN CATHOLIC HIGH SCHOOL

X @ZACHFREEMANTLE | Instagram @ZACHVF

2023-24 OFFSEASON

Had successful surgery on his left foot in September ... Timetable for return to basketball activities is still to be determined.

MISSED 15 GAMES IN THE 2022-23 SEASON

Left foot injury kept him out of action for the final 15 games ... Led the team in rebounding at 8.1 rpg. (would have been fourth in the BIG EAST rankings but did not play enough games) ... Career-high tying 30 points to go with 11 rebounds and seven assists vs. Georgetown on Jan. 21, 18 points and 12 rebounds at DePaul on Jan. 18, 29 points and 11 rebounds at Villanova on Jan. 7 and 16 points and 11 rebounds vs. UConn on Dec. 31 ... Has 20 career-double-doubles, including eight last season ... Averaged 15.2 ppg. over his 22 games (would have been ninth in the BIG EAST rankings but did not play enough games) ... Hit 14 of 22 (.636) from 3-point territory ... 12-rebound game to go with 14 points at Cincinnati on Dec. 10 ... Double-double (14 points and 11 rebounds) vs. Florida on Nov. 24 and another vs. Southeastern La. on Nov. 30 with 15 points and 12 rebounds to go with five assists.

2022-23 ... 1,000 POINT CLUB MEMBER AND OTHER HONORS

Made the BIG EAST Honor Roll for a fourth time on Jan. 23 for his efforts in games at DePaul on Jan. 18 and vs. Georgetown on Jan. 21 ... BIG EAST Conference Player of the Week on Jan. 9 after scoring a season-high 29 points to go with 11 rebounds, four assists, one steal and no turnovers at Villanova; he hit 12-17 from the field, including 2-2 3-pointers ... Game-high 23 points in the Seton Hall win on Dec. 20 to go with nine rebounds, earning a spot on the BIG EAST Honor Roll (Dec. 26) ... Also earned a spot on the BIG EAST Honor Roll on Nov. 14 and Nov. 21 ... Joined the Xavier 1,000 Point Club on Nov. 30 and is now 31st on XU's all-time scoring list with 1,227 points.

TRIPLE-DOUBLE

Recorded a triple-double with 15 points, 13 rebounds and a career-high 10 assists in the Fairfield win on Nov. 15, 2022; That marked the first triple-double by a Xavier player since Myles Davis on Feb. 17 in the 2015-16 season ... Only two other XU players and now four total have recorded a triple-double: 2003 National Player of the Year David West did it once and All-American Tu Holloway did it twice.

2021-22

Recorded 14 double-figure scoring games in his last 18 games and 17 overall ... Fourth on the team in scoring at 10.4 ppg., including 12.6 ppg. for the five NIT games ... Team-high 16 points in the Vanderbilt win on March 22 and tied for team-high honors with 18 points vs. St. Bonaventure on March 29 ... Posted a 23-point game vs. Butler on Feb. 2 on 9-13 shooting from the field and a 16-point, eight-rebound game at Creighton on Jan. 29 ... Fourth double-double of the season and the 12th of his career with 13 points and 11 rebounds vs. Cleveland State on March 15 ... 14 points and 13 rebounds vs. Butler on March 9 ... 11 points and 10 rebounds at UConn on Feb. 19 ... 13 points and 11 rebounds vs. Creighton on Jan. 15 ... 10 points on Jan. 7 at Butler ... Eight points, nine rebounds and three assists in the Marquette win on Dec. 18 ... Had been sidelined following foot sur-

THE FREEMANTLE FILE

Full name: Zachary Vincent Freemantle

Nickname: Big Frosty

Birthdate/Birthplace: October 18, 2000 in Teaneck, N.J.

Parents: Michaela and Larry Freemantle; mother played basketball at John Carroll

Sibling: Ian

Major: Sport Administration

Shoe size: 15

Best thing about me as a player: My heart

Biggest fear: Spiders

Favorite super hero: Spider-Man

You'd be surprised to know: I can surf

First job I ever had: Camp counselor

Favorite board game as a kid: Monopoly

Favorite thing to do with my Dad: Watch a Knicks game

Occupation I would pursue if not basketball: Pilot

Favorite movie: Above the Rim

Favorite city: New York

Go-to take out order: Waffle House - All-Star special

#32 BY THE NUMBERS – WHO ELSE HAS WORN IT?

Jim Boothe	1956-57	Mike McCall	1973-77
Maurice Brantley	1990-92	Charlie Phillips	1959-60
Keenan Christiansen	2002-06	Dave Piontek	1953-54
Kevin Coker	2012-16	Jim Renforth	1986-90
Broderick Dow	1977-81	Bert Robben	1939-42
Bill Ferguson	1935-36	Russ Sweeney	1933-35
Kenny Frease	2008-12	Ryan Welage	2018-19
Albert Geselbacht	1937-40	Darnell Williams	1995-00
Al Gundrum	1957-59		
Gary Holle	1972-73		
George Hollenstein	1960-63		
Paul Kobussen	1967-68		
John Macel	1964-67		

32

gery for the first six games but played in XU's last 30 games, including 22 starts ... Scored a game-high 24 points on 9-11 shooting from the field and 6-6 free-throw shooting to go with seven rebounds and a career-high tying four assists vs. Ball State on Dec. 8.

MULTIPLE BIG EAST HONORS AS A SOPHOMORE (2020-21)

Selected to the 2020-21 All-BIG EAST Second Team by the league coaches, who also chose him for 2020-21 BIG EAST Most Improved Player Award honors after he improved from 7.5 ppg. and 4.3 rpg. as a freshman to 16.1 ppg. (fifth in BIG EAST) and 8.9 rpg. (first in BIG EAST) as a sophomore ... Named to the BIG EAST Conference Honor Roll on Dec. 14 and Feb. 15 ... Earned BIG EAST Player of the Week honors on Dec. 7 ... Member of the 2020 Xavier Invitational All-Tournament Team.

AS A SOPHOMORE (2020-21)

Led the team in scoring (fifth in the BIG EAST at 16.1 ppg.) and the entire BIG EAST Conference in rebounding (38th in the nation at 8.9 rpg.) ... Led the team in field goal percentage (sixth in the BIG EAST at .513) ... Led Xavier with 28 points on 12-14 shooting from the field, including a career-high four 3-pointers, in the Oklahoma win on Dec. 9 ... Hit 25-78 (.321) from 3-point range; that's more than double his 12 3-pointers in 32 games as a freshman ... Scored a game-high 20 points to go with a game-high nine rebounds vs. Seton Hall on Dec. 30 ... Recorded six double-doubles in his last eight games (team-high eight total for the year): a career-high 30 points and a career-high 15 rebounds vs. UConn on Feb. 13, 22 points with 10 rebounds at St. John's on Feb. 16, 17 points and 10 rebounds vs. Butler on Feb. 21, 24 points with 12 rebounds at Providence on Feb. 24, 17 points with 10 rebounds vs. Creighton on Feb. 27 and 12 points and 12 rebounds at Georgetown on March 2.

AS A FRESHMAN (2019-20)

Recorded eight of his 11 double-figure scoring games vs. BIG EAST competition, including a season-high tying 18 points to go with a career-high tying three steals vs. DePaul on March 11 in BIG EAST Tournament play ... 13 points and seven rebounds at Providence on March 4 and 11 points with six rebounds, three steals and three blocks vs. DePaul on Feb. 25 ... Came up big in his Madison Square Garden debut with 11 points and seven rebounds vs. St. John's on Feb. 17, including the go-ahead basket with 10 seconds left, a big rebound with two seconds left and then two free throws to provide the final margin ... Made his first 14 collegiate starts in the last 14 games ... Contributed 11 points to the Providence win on Feb. 8 ... Scored a season-high 18 points, including a pair of 3-pointers, to go with a season-high nine rebounds at Creighton on Jan. 26 ... Contributed 10 points at Marquette on Jan. 15, including a pair of 3-pointers ... Hit 4-6 from the field and 5-5 free throws on his way to 13 points in 19 minutes vs. Western Carolina on Dec. 18 ... Came up big in the UConn win on Nov. 22 with five blocks, five rebounds, four points and two steals ... Played 19 minutes in his collegiate debut vs. Jacksonville on Nov. 5, contributing 11 points and five rebounds.

BIG EAST HONOR ROLL AS A FRESHMAN

BIG EAST Conference coaches selected him and former teammate KyKy Tandy to the 2019-20 BIG EAST All-Freshman Team; Xavier's previous BIG EAST All-Freshman Team selections: Naji Marshall (2018), Edmond Sumner (2016) and Trevon Bluiett (2015) ... Colby Jones joined that list in 2021 and current teammate Desmond Claude did it in 2023 ... Named BIG EAST Conference Freshman of the Week after averaging 11.0 points and 3.0 rebounds in 16.5 minutes per game in XU's games vs. Western Carolina on Dec. 18 and at TCU on Dec. 22 ... Shot 58.3 percent (7-12) from the field and 87.5 percent (7-8) from the free throw line in the two wins.

FREEMANTLE'S CAREER NUMBERS AT XAVIER

Season	G-GS	Min/G	FG-FGA	Pct	3FG-FGA	Pct	FT-FTA	Pct	Off	Def	Tot	Avg	PF	FO	A	TO	Blk	Stl	Pts	Avg
2019-20	32-14	659/20.6	92-200	.460	12-34	.353	45-57	.789	50	87	137	4.3	64	2	18	28	22	17	241	7.5
2020-21	21-21	662/31.5	138-269	.513	25-78	.321	38-64	.594	41	146	187	8.9	49	2	30	42	18	15	339	16.1
2021-22	30-22	822/27.4	128-272	.471	12-46	.261	44-67	.657	49	124	173	5.8	63	2	39	38	20	27	312	10.4
2022-23	22-21	630/28.6	137-234	.585	14-22	.636	47-72	.653	34	145	179	8.1	47	1	64	57	15	19	335	15.2
TOTAL	105-78	2,773/26.4	495-975	.508	63-180	.350	174-260	.669	174	502	676	6.4	223	7	151	165	75	78	1,227	11.7

BLOCK PARTY PUT FREEMANTLE IN GREAT COMPANY

Had five blocks vs. UConn on Nov. 22, 2019, the most by a Musketeer since Zach Hankins blocked six shots vs. Detroit Mercy (12-21-18) ... Digging deeper into the records, the five blocks were the most by a Musketeer freshman since Aaron Williams blocked seven shots at Loyola of Chicago in the 1989-90 season (2-6-90); Williams, second all-time on Xavier's blocked shot chart with 197, played 14 seasons in the NBA.

AT BERGEN CATHOLIC HIGH SCHOOL

Four-star prospect ... Averaged 17.0 ppg., 10.5 rpg. and 2.0 bpg., while shooting 54 percent from the field as a senior, earning First Team All-State, All-League, All-County and All-North Jersey ... Led his team to a 27-4 record and championships of the Big North Conference, Bergen County Jamboree and the Non-Public A Championship, Bergen Catholic's first state title since 2002 ... Bergen Catholic reached the Tournament of Champions final for the first time in school history; scored a career-high 36 points and grabbed 14 rebounds in a win over Newark East Side in the TOC semifinals ... Averaged 20 ppg. in the state tournament ... Two-time First Team All-Bergen County (Bergen Record), who earned 2019 Big North Conference Player of the Year honors ... Garden State Hoops/My Play Bergen County Player of the Year ... Selected to play in the N.J. North-South All-Star game and the Capital Classic All-Star game in Washington, D.C. ... Finished his career with 1,152 points, 635 rebounds and 122 blocks, while leading his team to a composite 73-15 record ... Averaged 18.9 points, 10.3 rebounds, 1.4 blocks, 1.3 assists and 1.3 steals as a junior, while being one of only three underclassmen chosen as First Team All-Bergen County ... Basketball coach: Billy Armstrong.

PERSONAL

Full name is Zachary Vincent Freemantle ... Nicknamed Big Frosty ... Earned his bachelor's degree in sport administration from Xavier; now working on his master's degree in sport administration ... Parents are Larry and Michaela Freemantle ... Sibling is Ian ... Born on October 18, 2000 in Teaneck, N.J.

FREEMANTLE'S CAREER HIGHS AT XAVIER

Points – 30 vs. Georgetown (Jan. 21, 2023) and UConn (Feb. 13, 2021)
Field Goals Made – 13 vs. UConn (Feb. 13, 2021)
Field Goals Attempted – 26 vs. UConn (Feb. 13, 2021)
3-Pt Field Goals Made – 4 vs. Oklahoma (Dec. 9, 2020)
3-Pt Field Goals Attempted – 8 at Georgetown (March 2, 2021)
Free Throws Made – 7 vs. Butler (Feb. 21, 2021) and Lipscomb (Nov. 30, 2019)
Free Throws Attempted – 11 vs. Butler (Feb. 21, 2021)
Rebounds – 15 vs. UConn (Feb. 13, 2021)
Assists – 10 vs. Fairfield (Nov. 15, 2022)
Blocks – 5 vs. UConn (Nov. 22, 2019)
Steals – 4 vs. Montana (Nov. 11, 2022)
Minutes – 49 at Providence (Feb. 23, 2022)

TREY GREEN

6-0 | 168 | FRESHMAN | GUARD | CHARLOTTE, N.C.
PROLIFIC PREP. (CALIF.)

X @TREYGREEN02 | IG @TR2YYY



LOOKING TO MAKE AN IMPACT

Named one of the top 25 impact freshmen nationally according to Jon Rothstein of CBS Sports and the College Hoops Today Podcast.

EXHIBITION SUCCESS

Averaged 12.5 ppg. for the two exhibition games in The Bahamas in August.

2022-23

Four-star recruit listed at No. 61 overall by 247Sports and No. 55 overall by ESPN ... Averaged 16.5 ppg., 4.0 apg. and 2.0 rpg. for Prolific Prep, the same school where Paul Scruggs spent his senior year ... Team finished 35-2, ranked in the top five nationally all season and as high as second ... Qualified for the Geiko Nationals ... First Team All-Grind Session ... Grind Session Regular Season and Tournament Champions... MVP of the Grind Session World Championship event, scoring 30 points on the strength of seven 3-pointers ... Earned All-Tournament honors while leading his team to the title of the John Wall Holiday Invitational ... Basketball coach: Ryan Bernardi.

2021-22

Standout at Link Academy in Missouri as a junior ... Played for Mokan Elite in the Nike EYBL in the summer of 2022 and won the Nike EYBL Peach Jam MVP award with averages of 16.0 points, 3.3 rebounds, 3.6 assists and 1.4 steals per game ... The number two ranked player in efficiency rating in all of the EYBL and posted the second-best 3-point percentage in EYBL play ... Basketball coach: Rodney Perry.

RYAN BERNARDI ON GREEN

"Trey combines elite shooting and playmaking with defensive ability. He provides tremendous on-court and off-court character and leadership. Xavier has added a heck of a young man to its program."

SEAN MILLER ON GREEN

"Trey stood out to us as a tough competitor and an elite shot maker. Trey led Mokan Elite to a Peach Jam EYBL Championship. Trey has the ability to pressure the ball defensively, make great decisions in the open court, and make shots in the half court."

PERSONAL

Full name is David Winfield Green III ... Nicknamed Trey ... Sport management major ... Parents are David Green Jr. and Shironda McGriff ... Father played quarterback at Duke ... Has two siblings, Danae and Daja ... Born January 28, 2004 in Charlotte, N.C.

THE GREEN FILE

Full name: David Winfield Green III

Nickname: Trey

Birthdate/Birthplace: January 28, 2004 in Charlotte, N.C.

Parents: David Green Jr. and Shironda McGriff; Father played quarterback at Duke

Siblings: Danae and Daja

Major: Sport Management

Shoe size: 11

Biggest influence: Father, who taught me the game.

Hobby: Listening to music

Giving back: Organized a free Trey Green Basketball Camp in August for underprivileged youth in North Avondale.

Something most people don't know about me: First name is David.

Favorite thing to do with Mom: Watch Halloween movies.

Favorite lesson from Mom: Always look at situations this way: "I get to" and not "I have to"

Superstitions: Double sock every game

I'm as good as anyone at: Ping pong

Why I chose Xavier: The coaches, culture and Cincinnati.

Favorite TV series: Stranger Things

When I was younger I tried be like: Damian Lillard on the court

#0 BY THE NUMBERS – WHO ELSE HAS WORN IT?

Larry Austin Jr.	2014-16	Tyrique Jones	2016-19
Souley Boum	2022-23	Daniel Ramsey	2019-20
Lionel Chalmers	1999-04	Elijah Tucker	2021-22
Semaj Christon	2012-14	C.J. Wilcher	2020-21
Dee Davis	2011-12		





JEROME HUNTER

6-8 | 216 | SENIOR | FORWARD | COLUMBUS, OHIO
PICKERINGTON HIGH SCHOOL | INDIANA UNIVERSITY

X @J_HUNTER35 | Instagram @JEROMEHUNTER1

2023-24

Medical issue has sidelined him from all basketball activities since the summer.

2022-23

Averaged a team-high 19.0 ppg. for Xavier’s two NCAA Tournament wins, while shooting 66.7 percent (14-21) from the field ... Led all scorers with a career-high 24 points (eight points higher than his previous collegiate high) in the NCAA First Round win over Kennesaw State on March 17, while hitting 8-11 from the field and 8-8 from the free-throw line ... Averaged 10.3 ppg. and 5.9 rpg. for the last 15 games after entering the starting lineup to replace the injured Zach Freemantle ... Sixth in the BIG EAST in field goal percentage at 57.5 percent ... Only attempted nine 3-pointers compared with an average of 67.3 attempts per season for the previous three seasons ... 12 points, nine rebounds, two assists and a collegiate career-high three blocks at Seton Hall on Feb. 24 ... Posted 12 of his 15 double-figure scoring games against BIG EAST teams ... Second on the team and 12th in the BIG EAST in offensive rebounding at 2.1 orpg. ... 15 points to go with nine rebounds vs. DePaul on Feb. 18 ... Hit 5-6 shots on his way to 14 points vs. Villanova on Feb. 21 ... First start of the season was vs. Providence on Feb. 1, logging 36 minutes with nine points and eight rebounds (seven offensive) ... 11 points at UConn on Jan. 25, 11 points vs. Marquette on Jan. 15 and 12 points vs. Creighton on Jan. 11 ... In the UConn win on Dec. 31 he scored 15 points in 20 minutes, hitting 3-4 from the field and 9-9 free throws to go with five rebounds ... Collegiate career-high 10 rebounds to go with eight points and two blocks at St. John’s on Dec. 28 ... 11 points on 4-5 shooting to go with five rebounds, two assists and two blocks vs. Seton Hall on Dec. 20.

2021-22

Scored 10 points in the Creighton win on Jan. 15, including a pair of 3-pointers ... Posted a 12-point game at Butler on Jan. 7, including a pair of 3-pointers ... Scored a Xavier career-high 15 points, including two 3-pointers, to go with six rebounds and four assists in the Morehead State win on Dec. 15 ... Fifth on the team in rebounding at 2.9 rpg. ... Game-high nine rebounds in each of the first two games ... Started 17 games.

2020-21 (REDSHIRT SOPHOMORE AT INDIANA)

Played in 55 games over two seasons at Indiana, including 25 games with four starts as a redshirt sophomore ... Averaged 6.3 ppg. and 3.0 rpg. in 19.5 minutes per game, while ranking third on the team with 25 3-point field goals ... There were several highlights of his sophomore season, including four double-figure scoring games, all of which came in Big Ten play: Hit 5-of-6 from the field en route to a career-high 16 points vs. Minnesota on Feb. 17, 12 points to go with a career-high tying seven rebounds at Wisconsin on Jan. 7, 12 points at Purdue on March 6 and 10 points at Ohio State on Feb. 13 ... Made his first career start and had five points and six rebounds

THE HUNTER FILE

Full name: Jerome Hunter

Nickname: Rome

Birthdate/Birthplace: December 22, 1999 in Columbus, Ohio

Parent: Nichol Lewis

Siblings: Nasiyah Teague, Solomon Teague, Maleikhi Teague, Kierra Broadus and Jemeila Hunter; Jemeila is a sprinter on the Bowling Green track team

Major: Liberal Arts

Shoe size: 14

Biggest influence: Mom because of how hard she works.

I’m as good as anyone at: Fortnite

Most embarrassing moment: Scoring once at wrong hoop.

Who would play me in a movie: Will Smith

Favorite NBA player: Kevin Durant

Favorite NBA team: Brooklyn Nets

Favorite TV show: The Office

Favorite superhero: Spider-Man

Favorite foods: Fried chicken, Pizza and Chicken Alfredo

Something people probably don’t know about me: I started playing basketball in the seventh grade

What I like best about the BIG EAST: The high-level competition

#2 BY THE NUMBERS – WHO ELSE HAS WORN IT?

Landen Amos	2011-12	Adrian Graves	2006-08
Dahmir Bishop	2019-20	Jordan Latham	2010-11
Kyle Castlin	2018-19	Daniel Ramsey	2020-21
James Farr	2012-16	Brian Thornton	2003-06



against Michigan on Feb. 27, the first of four straight starts to end the season ... Basketball coach: Archie Miller (Sean Miller's brother who is now the head coach at Rhode Island) for his entire Indiana career.

2019-20 (REDSHIRT FRESHMAN AT INDIANA)

Played in 30 games, averaging 3.8 points and 2.1 rebounds in 14.4 minutes per game ... Recorded three double-figure scoring games: 12 vs. North Alabama on Nov. 12, 12 vs. Maryland on Jan. 26 and 10 vs. Purdue on Feb. 8 ... Shot 75.0 percent from the line ... Had a key blocked shot that sparked an IU comeback from a 10-point first half deficit at Minnesota on Feb. 19 ... Hit a big 3-pointer to start a 13-0 run against Penn State on Feb. 23.

2018-19 AT INDIANA

Sat out the 2018-19 season as a medical redshirt.

AT PICKERINGTON NORTH (OH) HIGH SCHOOL

Hunter, who was ranked No. 46 by 247Sports and No. 49 by Rivals as a senior, scored 20.2 ppg. and grabbed 10.2 rpg. while leading his team to a 20-5 record ... First Team All-State selection was rated as the No. 2 player in the State of Ohio ... OHSAA Division I Central District Co-Player of the Year ... District 11 Player of the Year ... OCC-Ohio Player of the Year led his team to the league title ... Averaged 20.6 points per game as a junior and was named first-team All-Metro by The Columbus Dispatch ... Basketball coach: Jason Bates.

PERSONAL

Full name is Jerome Hunter ... Nicknamed Rome ... Liberal arts major ... Mom is Nichol Lewis ... Has five siblings: Nasyah Teague, Solomon Teague, Maleikhi Teague, Kierra Broadus and Jemeila Hunter ... Jemeila is a sprinter on the track team at Bowling Green ... Born December 22, 1999 in Columbus, Ohio.



HUNTER'S CAREER HIGHS AT XAVIER

- *Points – 24 vs. Kennesaw State in NCAA Tournament (March 17, 2023)
- *Field Goals Made – 8 vs. Kennesaw State in NCAA Tournament (March 17, 2023)
- *Field Goals Attempted – 12 vs. DePaul (Feb. 18, 2023) and Iowa St. (Nov. 24, 2021)
- 3-Pt Field Goals Made – 2 vs. Creighton (Jan. 15, 2022), at Butler (Jan. 7, 2022), vs. Morehead State (Dec. 15, 2021) and vs. Central Michigan (Dec. 1, 2021)
- *3-Pt Field Goals Attempted – 6 vs. Iowa State (Nov. 24, 2021)
- *Free Throws Made – 9 vs. UConn (Dec. 31, 2022)
- *Free Throws Attempted – 9 vs. UConn (Dec. 31, 2022)
- *Rebounds – 10 at St. John's (Dec. 28, 2022)
- *Assists – 6 vs. Norfolk State (Nov. 21, 2021)
- *Blocks – 3 at Seton Hall (Feb. 24, 2023)
- *Steals – 3 vs. St. John's (Feb. 4, 2023), Ball State (Dec. 8, 2021) and Central Michigan (Dec. 1, 2021)
- *Minutes – 37 at Butler (Feb. 10, 2023)
- * Collegiate career high

HUNTER'S CAREER HIGHS AT INDIANA

- Points – 16 vs. Minnesota (Feb. 17, 2021)
- Field Goals Made – 5 at Purdue (March 6, 2021), vs. Minnesota (Feb. 17, 2021) and at Wisconsin (Jan. 7, 2021)
- Field Goals Attempted – 10 at Purdue (March 6, 2021)
- 3-Pt Field Goals Made – 3 vs. Maryland (Jan. 26, 2020)
- 3-Pt Field Goals Attempted – 6 at Purdue (March 6, 2021), vs. North Alabama (Dec. 13, 2020), vs. Purdue (Feb. 8, 2020) and vs. Maryland (Jan. 26, 2020)
- Free Throws Made – 5 vs. Ohio St. (Jan. 11, 2020)
- Free Throws Attempted – 6 vs. Ohio St. (Jan. 11, 2020)
- Rebounds – 7 at Wisconsin (Jan. 7, 2021) and vs. North Alabama (Dec. 13, 2020)
- Assists – 3 vs. Rutgers (March 11, 2021) and vs. Tennessee Tech (Nov. 25, 2020)
- Blocks – 1 10 times (last vs. Rutgers on March 11, 2021)
- Steals – 2 at Purdue (March 6, 2021), vs. Tennessee Tech (Nov. 25, 2020), vs. Wisconsin (March 7, 2020) and vs. North Alabama (Nov. 12, 2019)
- Minutes – 33 at Purdue (March 6, 2021)

HUNTER'S COLLEGIATE CAREER NUMBERS

Season	G-GS	Min/G	FG-FGA	Pct	3FG-FGA	Pct	FT-FTA	Pct	Off	Def	Tot	Avg	PF	FO	A	TO	Blk	Stl	Pts	Avg
2019-20*	30-0	431/14.4	36-103	.350	19-63	.302	24-32	.750	15	47	62	2.1	39	1	9	26	7	11	115	3.8
2020-21*	25-4	487/19.5	59-136	.434	25-73	.342	14-27	.519	14	61	75	3.0	49	1	15	22	3	9	157	6.3
2021-22	35-17	533/15.2	48-149	.322	14-66	.212	32-43	.744	30	71	101	2.9	53	0	21	34	5	19	142	4.1
2022-23	37-15	770/20.8	115-200	.575	1-9	.111	57-82	.695	76	88	164	4.4	84	1	47	38	16	15	288	7.8
TOTAL*	127-36	2,221/17.5	258-588	.439	59-211	.280	127-184	.690	135	267	402	3.2	225	3	92	120	31	54	702	5.5

* Includes statistics from Indiana University

2019-20 AT INDIANA

TEAM	DATE	MIN	FG-FGA	3FG-FGA	FT-FTA	O-D-T	PF	A	TO	BLK	STL	PTS
WESTERN ILLINOIS	11/5	16	2-5	0-1	3-4	2-1-3	1	0	1	0	1	7
PORTLAND STATE	11/9	15	3-6	2-4	1-2	1-2-3	2	0	0	0	0	9
NORTH ALABAMA	11/12	19	4-9	1-4	3-4	0-1-1	1	0	0	1	2	12
TROY	11/16	15	2-7	0-3	0-0	2-1-3	5	1	1	0	1	4
PRINCETON	11/20	10	0-1	0-1	2-2	0-1-1	0	0	0	1	0	2
LOUISIANA TECH	11/25	10	0-2	0-2	3-4	0-2-2	0	0	1	0	0	3
SOUTH DAKOTA ST.	11/30	13	0-2	0-1	0-0	0-2-2	3	0	2	0	0	0
FLORIDA STATE	12/3	7	0-0	0-0	0-0	0-2-2	2	0	2	0	0	0
at Wisconsin	12/7	14	1-3	0-2	0-0	1-2-3	2	2	2	1	0	2
vs. UConn	12/10	11	1-2	0-1	0-0	0-1-1	1	0	0	1	1	2
NEBRASKA	12/13	10	1-3	0-1	0-1	2-1-3	0	0	0	0	0	2
vs. Notre Dame	12/21	10	1-3	0-2	0-0	0-1-1	0	0	1	0	0	2
vs. Arkansas	12/29		DNP									
at Maryland	1/4	3	0-2	0-1	0-0	0-0-0	1	0	0	0	0	0
NORTHWESTERN	1/8	9	1-4	1-2	0-0	0-1-1	1	0	0	0	0	3
OHIO STATE	1/11	19	0-1	0-1	5-6	0-1-1	1	1	0	0	0	5
at Rutgers	1/15	20	1-5	0-2	0-0	1-2-3	2	0	3	0	1	2
at Nebraska	1/18	7	2-3	2-3	0-0	0-0-0	2	0	1	0	0	6
MICHIGAN STATE	1/23	8	0-0	0-0	2-2	0-2-2	0	0	0	0	0	2
MARYLAND	1/26	27	4-7	3-6	1-2	1-3-4	0	1	1	0	0	12
at Penn St	1/29		DNP									
at Ohio State	2/1	28	3-8	2-4	1-1	1-3-4	0	0	1	0	0	9
PURDUE	2/8	24	3-8	2-6	2-2	0-3-3	3	2	2	0	0	10
IOWA	2/13	8	1-2	1-2	0-0	0-4-4	3	0	1	0	0	3
at Michigan	2/16	21	1-4	0-2	1-2	3-2-5	1	0	1	0	0	3
at Minnesota	2/19	11	0-1	0-0	0-0	0-0-0	2	0	0	1	0	0
PENN STATE	2/23	20	1-2	1-1	0-0	0-3-3	1	0	0	0	1	3
at Purdue	2/27	14	0-2	0-1	0-0	0-0-0	1	0	1	0	1	0
at Illinois	3/1	21	2-5	2-4	0-0	1-1-2	2	2	1	1	0	6
MINNESOTA	3/4	10	0-0	0-0	0-0	0-0-0	0	0	2	0	0	0
WISCONSIN	3/7	13	1-3	1-3	0-0	0-1-1	1	0	0	0	2	3
vs Nebraska	3/11	18	1-3	1-3	0-0	0-4-4	1	0	2	1	1	3

2020-21 AT INDIANA

TEAM	DATE	MIN	FG-FGA	3FG-FGA	FT-FTA	O-D-T	PF	A	TO	BLK	STL	PTS
TENNESSEE TECH	11/25	21	4-6	1-2	0-0	0-1-1	0	3	0	0	2	9
vs. Providence	11/30	8	0-3	0-1	0-0	0-2-2	5	0	2	0	0	0
vs. Texas	12/1	18	1-4	1-2	1-3	0-1-1	2	0	1	0	0	4
vs. Stanford	12/2	14	2-4	0-1	0-1	1-3-4	2	1	0	0	0	4
at Florida State	12/9	16	2-4	2-3	0-0	1-2-3	2	0	1	0	0	6
NORTH ALABAMA	12/13	22	2-7	1-6	0-0	1-6-7	4	0	2	0	0	5
vs. Butler	12/19	12	1-3	1-1	0-0	0-1-1	1	0	1	0	0	3
NORTHWESTERN	12/23	16	1-4	1-3	0-0	0-2-2	2	0	0	0	0	3
at Illinois	12/26	16	1-5	0-0	0-0	0-4-4	0	1	0	0	0	2
PENN STATE	12/30	16	2-4	0-2	0-0	0-1-1	2	1	0	0	0	4
MARYLAND	1/4	18	2-6	2-5	0-0	1-2-3	3	2	0	0	0	6
at Wisconsin	1/7	25	5-8	2-4	0-0	0-7-7	4	1	1	0	0	12
at Nebraska	1/10	21	4-7	1-3	0-0	3-3-6	0	0	0	0	1	9
PURDUE	1/14	22	2-5	2-5	0-0	0-2-2	2	0	1	1	1	6
at Iowa	1/21	22	1-3	0-1	0-2	0-0-0	1	0	2	1	0	2
RUTGERS	1/24	11	3-6	2-3	1-3	0-1-1	1	0	0	0	1	9
ILLINOIS	2/2		DNP									
IOWA	2/7		DNP									
at NORTHWESTERN	2/10	17	2-5	1-3	2-2	0-5-5	1	0	1	0	0	7
at Ohio State	2/13	23	3-7	2-4	2-4	1-1-2	4	0	2	0	0	10
MINNESOTA	2/17	20	5-6	2-2	4-5	0-2-2	1	0	3	0	1	16
MICHIGAN STATE	2/20	17	2-5	1-3	0-0	1-0-1	2	1	0	0	0	5
at Rutgers	2/24	20	2-7	0-3	1-2	0-4-4	0	1	0	0	1	5
MICHIGAN	2/27	26	2-4	1-3	0-0	2-4-6	2	0	2	0	0	5
at Michigan State	3/2	29	2-7	0-4	2-2	1-4-5	4	0	1	0	0	6
at Purdue	3/6	33	5-10	1-6	1-1	0-2-2	2	1	0	0	2	12
vs. Rutgers	3/11	24	3-6	1-3	0-2	2-1-3	2	3	2	1	0	7

2021-22 AT XAVIER

TEAM	DATE	MIN	FG-FGA	3FG-FGA	FT-FTA	O-D-T	PF	A	TO	BLK	STL	PTS
Niagara	11/9	28	1-8	1-4	4-4	1-8-9	2	0	1	0	2	7
Kent State	11/12	30	2-8	1-4	1-2	5-4-9	3	3	2	1	2	6
Ohio State	11/18	21	1-6	0-3	2-2	1-4-5	0	0	2	0	0	4
Norfolk State	11/21	20	1-7	0-3	0-0	1-4-5	4	6	1	1	0	2
vs. Iowa State	11/24	25	3-12	0-6	2-2	3-3-6	3	0	3	0	1	8
vs. Virginia Tech	11/26		DNP									
Central Michigan	12/1	23	3-6	2-4	0-0	1-5-6	4	1	2	0	3	8
at Oklahoma State	12/5	19	1-3	0-1	1-2	0-3-3	3	0	2	0	0	3
Ball State	12/8	23	1-4	1-4	4-4	1-3-4	1	0	1	0	3	7
Cincinnati	12/11	18	1-3	0-1	0-0	0-0-0	0	0	1	0	0	2
Morehead State	12/15	30	6-11	2-4	1-1	3-3-6	1	4	2	0	0	15
Marquette	12/18	18	1-5	0-3	2-6	3-4-7	1	2	1	1	0	4
at Villanova	12/21	17	1-4	0-1	2-2	0-2-2	3	0	1	0	1	4
at Georgetown	1/4		Canceled									
at Butler	1/7	24	4-6	2-3	2-2	0-0-0	1	1	1	0	1	12
Villanova	1/12	21	2-5	0-1	2-2	0-1-1	0	0	1	0	0	6
Creighton	1/15	22	3-6	2-3	2-4	0-0-0	0	0	1	1	2	10
at DePaul	1/19	14	2-5	1-2	0-0	0-3-3	0	1	0	0	0	5
at Marquette	1/23	12	2-5	1-2	0-0	0-4-4	1	1	1	0	0	5
Providence	1/26	9	1-4	0-2	0-0	1-0-1	1	0	0	0	0	2
at Creighton	1/29	8	1-4	0-2	0-0	1-2-3	2	0	1	0	0	2
Butler	2/2	18	3-5	1-2	1-2	1-2-3	3	1	1	0	0	8
DePaul	2/5	7	0-1	0-0	0-0	0-1-1	0	0	1	0	0	0
at Seton Hall	2/9	6	0-1	0-0	0-0	0-3-3	2	0	2	0	0	0
UConn	2/11	9	1-2	0-1	1-2	0-1-1	1	1	0	1	0	3
St. John's	2/16	11	0-2	0-2	0-0	0-2-2	1	0	0	0	0	0
at UConn	2/19	11	0-2	0-0	2-2	1-0-1	3	0	0	0	0	2
at Providence	2/23	15	0-5	0-2	0-0	2-0-2	1	0	1	0	0	0
Seton Hall	2/26	7	0-0	0-0	0-0	0-0-0	1	0	0	0	1	0
at St. John's	3/2	15	2-7	0-3	2-2	2-1-3	2	0	1	0	1	6
Georgetown	3/5	9	1-1	0-0	0-0	1-1-2	2	0	1	0	1	2
Butler	3/9	4	0-1	0-1	0-0	0-0-0	1	0	0	0	0	0
Cleveland State	3/15	6	1-4	0-1	0-0	1-2-3	1	0	0	0	0	2
Florida	3/20	10	2-3	0-1	0-0	0-1-1	3	0	1	0	0	4
Vanderbilt	3/22	8	0-1	0-0	1-2	0-3-3	0	0	0	0	0	1
St. Bonaventure	3/29	10	0-1	0-0	0-0	1-1-2	1	0	1	0	1	0
Texas A&M	3/31	7	1-1	0-0	0-0	0-0-0	1	0	1	0	0	2

2022-23 AT XAVIER

TEAM	DATE	MIN	FG-FGA	3FG-FGA	FT-FTA	O-D-T	PF	A	TO	BLK	STL	PTS
Morgan State	11/7	17	5-7	0-0	1-1	5-4-9	4	2	0	2	1	11
Montana	11/11	9	0-0	0-0	0-0	0-1-1	4	1	2	0	0	0
Fairfield	11/15	7	0-1	0-0	0-0	1-1-2	3	0	2	1	0	0
Indiana	11/18	4	0-0	0-0	0-0	0-0-0	1	0	0	0	0	0
Florida	11/24	4	0-2	0-0	0-0	2-0-2	2	0	0	0	0	0
Duke	11/25	7	1-1	0-0	0-1	2-0-2	1	0	0	0	0	2
Gonzaga	11/27	11	1-1	0-0	0-0	0-2-2	4	2	0	0	0	2
SE Louisiana	11/30	17	4-5	0-0	1-1	2-1-3	3	0	0	0	0	9
West Virginia	12/3	16	2-3	0-0	2-2	2-3-5	4	1	1	0	0	6
at Cincinnati	12/10	12	1-2	0-1	0-0	0-3-3	1	2	0	0	0	2
Southern	12/13	16	2-3	0-0	0-0	1-2-3	1	0	2	1	0	4
at Georgetown	12/16	9	2-4	0-0	0-2	0-0-0	4	0	0	0	0	4
Seton Hall	12/20	17	4-5	0-0	3-4	2-3-5	2	2	1	2	0	11
at St. John's	12/28	15	3-7	0-0	2-4	7-3-10	3	1	2	2	1	8
UConn	12/31	20	3-4	0-0	9-9	3-2-5	2	0	0	0	0	15
at Villanova	1/7	18	1-4	0-0	0-0	1-2-3	1	1	1	0	0	2
Creighton	1/11	21	5-8	1-2	1-1	1-2-3	1	0	0	0	1	12
Marquette	1/15	22	5-8	0-0	1-1	2-2-4	2	2	2	0	0	11
at DePaul	1/18	17	4-6	0-0	2-2	2-3-5	5	1	0	0	2	10
Georgetown	1/21	19	4-7	0-0	0-1	3-2-5	0	3	1	0	0	8
at UConn	1/25	25	5-6	0-0	1-1	1-2-3	2	2	0	1	0	11
at Creighton	1/28	18	2-8	0-1	2-2	0-0-0	2	0	0	0	1	6
Providence	2/1	36	3-7	0-1								

DAYVION McKNIGHT

6-0 | 195 | SENIOR | GUARD | SHELBYVILLE, KY.
 COLLINS HIGH SCHOOL | WESTERN KENTUCKY UNIVERSITY

 @DAYVIONNN20 |  @DAYVIONNN



EXHIBITION SUCCESS

Averaged a team-high 7.5 apg. to go with 8.5 ppg. for the two exhibition games in The Bahamas in August.

PRESEASON HONORS

BIG EAST Preseason Newcomer of the Year in the annual preseason preview *The Almanac*, the college basketball season preview produced by The Field of 68 staff ... A panel of anonymous BIG EAST coaches selected him as a league breakout star in *The Almanac*.

2022-23 (JUNIOR AT WESTERN KENTUCKY)

Earned All-Conference USA honors for the third straight season while passing the 1,000-point mark for his collegiate career ... Earned 2022-23 All-Conference USA Second Team honors and NABC District 11 First Team for a second-straight year after ranking high in the league and leading the team in these major categories: fifth in C-USA in scoring at 16.5 ppg., seventh in C-USA in assists at 3.8 apg., sixth in C-USA in steals at 1.8 spg. and 20th in C-USA in rebounds at 5.0 rpg. ... Shot 84.1 percent (127-151) from the free-throw line, which ranked sixth in C-USA ... Exploded for 32 points in a win over Wright State on Dec. 10 and 33 points in a win over Middle Tennessee on Feb. 9 ... Started in all 33 of the Hilltoppers' games, logging 33.2 minutes per contest (seventh in C-USA) ... Scored in double figures in 28 games and scored 20 points or more in nine games... Tied the program record for free throw percentage in a single game, netting 13 of 13 against Middle Tennessee on Feb. 9 ... Finished third in WKU history in career assists (412) and steals (147) ... Scored his 1,000th career point at Louisiana Tech on Jan. 19 and finished his WKU career with 1,229 points ... Basketball coach: Rick Stansbury.

2021-22 (SOPHOMORE AT WESTERN KENTUCKY)

Named All-C-USA First Team and NABC First Team All-District ... C-USA Player of the Week twice during the season (Nov. 15 and Feb. 21) ... Started all 32 contests for the Hilltoppers, averaging a team-high 16.2 points (sixth in C-USA) to go with 5.5 rebounds, 5.5 assists (second in C-USA) and 1.9 steals per game ... Posted 11 games with 20 points or more ... Tallied 34 points, nine rebounds, four assists and four steals against Minnesota on Nov. 12 ... Logged the fourth-ever triple-double in program history against Centre on Dec. 14 with 11 points, 10 rebounds, 10 assists and no turnovers ... Basketball coach: Rick Stansbury.

2020-21 (FRESHMAN AT WESTERN KENTUCKY)

Named to the C-USA All-Freshman Team and the C-USA All-Tournament Team ... Played in all 29 games, starting 17 times ... Averaged 24.6 minutes and 5.8 points... Averaged 3.6 rebounds, 3.8 assists (seventh in C-USA) and 1.0 steals per contest... Posted a 1.81 assist-to-turnover ratio ... Recorded three outings of nine assists each (Rice on Feb. 12 and 13 and vs. UAB on March 12) ... Scored 21 points with four rebounds, three steals and three assists in collegiate debut against Northern Iowa on Nov. 25 and was named ESPNU's Player of the Game ... C-USA Freshman of the Week on Nov. 30 ... Basketball coach: Rick Stansbury.

THE McKNIGHT FILE

Full name: Dayvion Allen McKnight

Nickname: Dayv, Day, D., Dave

Birthdate/Birthplace: Born July 2, 2002 in Shelbyville, Ky.

Parents: Danyel Beach and Dwan McKnight

Major: Liberal Arts

Shoe size: 12

Most thrilling moment in sports: My first 30-point game, which came vs. Minnesota in my sophomore season.

Career goal after I am finished playing: Coach

Pregame rituals: Shower, listen to music and eat candy

Superstitions: I put my left sock on first before games.

Biggest fear: Snakes

Favorite thing about the BIG EAST: That the conference tournament is at Madison Square Garden

Something people probably don't know about me: I like to go fishing, especially with Dad.

Something people don't know about my family: They get very loud at the games.

What I like about Cincinnati: Everything since I have never lived in a city before.

#20 BY THE NUMBERS – WHO ELSE HAS WORN IT?

C.J. Anderson	2007-09	Joe Rey	1992-93
Alex Bergen	2015-17	Richard Roberts	1936-37
Phil Bucklew	1934-35	Harry Russ	1937-38
John Collins	1950-51	Joe Schoenfeld	1977-81
Michael Davenport	1987-91	Ramon Singh	2018-22
Joseph Geiger	1961-64	Matt Singleton	2017-18
Jim Hengehold	1964-67	Mark Smydra	1995-96
Dupree Lucas	2004-05	James Vaughan	1939-40
Justin Martin	2010-14	Lou Vonderbrink	1974-76
Paul Matson	1970-73	Kelly Williamson	1985-87
Stan McCoy	1973-77		
Brandon McIntosh	1999-01		
Bill Middendorf	1959-60		
Ben Monhollen	1960-61		
Ricky Reder	1967-68		

20

AT COLLINS HIGH SCHOOL

Named 2020 Kentucky "Mr. Basketball" after a standout senior season ... Averaged 20.0 points and 8.1 rebounds per game while leading the Titans to a 27-7 record and the 8th Region Championship ... Shot 57.6 percent from the field and made 172 free throws ... Named 8th Region Player of the Year and First Team All-State by the *Louisville Courier Journal* ... Finished high school career as Collins' all-time leader in points (1,897), rebounds (1,040), assists (600) and steals (329)... Averaged 17.0 points and 10.4 rebounds as a junior and was chosen Second Team All-State ... Basketball coach: Chris Gaither.

PERSONAL

Full name is Dayvion Allen McKnight ... Nicknamed Dayv, Day, D. or Dave ... Liberal arts major ... Parents are Danyel Beach and Dwan McKnight ... Born July 2, 2002 in Shelbyville, Ky.

2020-21 AT WESTERN KENTUCKY

TEAM	DATE	MIN	FG-FGA	3FG-FGA	FT-FTA	O-D-T	PF	A	TO	BLK	STL	PTS
vs. UNI	11/25	25	7-10	1-1	6-6	1-3-4	2	3	1	0	3	21
vs. Memphis	11/26	16	0-3	0-0	2-2	0-4-4	3	0	1	0	0	2
vs. West Virginia	11/27	14	1-3	0-0	0-0	0-0-0	2	3	2	0	1	2
at Louisville	12/1	17	2-5	0-1	0-1	0-2-2	2	3	1	0	1	4
Mississippi Val.	12/6	22	1-3	0-1	4-4	4-5-9	2	7	2	1	2	6
Gardner-Webb	12/10	19	2-7	0-2	0-0	0-1-1	0	2	0	0	1	4
Rhode Island	12/13	24	3-5	0-0	1-1	0-2-2	1	2	4	0	0	7
at Alabama	12/19	28	2-6	0-0	0-0	1-4-5	4	6	3	0	2	4
Tennessee Tech	12/22	24	1-3	0-0	2-2	1-2-3	2	4	2	0	0	4
at Charlotte	1/1	27	4-9	0-2	4-4	0-4-4	4	6	2	0	2	12
at Charlotte	1/2	30	2-3	0-0	1-2	0-5-5	2	3	2	0	1	5
Louisiana Tech	1/8	26	2-4	0-1	0-0	0-0-0	3	0	1	0	1	4
Louisiana Tech	1/9	33	1-4	0-0	3-4	4-3-7	2	6	3	0	1	5
Marshall	1/15	24	2-5	0-1	2-2	0-5-5	2	1	4	1	1	6
at Marshall	1/17	21	1-4	0-0	0-0	1-6-7	2	2	4	0	0	2
at Middle Tenn.	1/23	29	0-3	0-0	3-4	0-3-3	1	4	3	0	1	3
at Middle Tenn.	1/24	17	0-3	0-0	0-2	1-2-3	1	2	1	0	0	0
Rice	2/12	25	2-7	0-3	2-2	2-2-4	1	9	0	0	1	6
Rice	2/13	25	3-6	2-2	0-0	2-1-3	0	9	0	0	1	8
at Houston	2/25	22	1-3	0-0	1-2	0-4-4	3	4	5	0	1	3
FIU	2/28	29	3-7	0-0	2-2	1-4-5	1	4	2	0	2	8
FIU	3/1	30	3-4	0-0	3-4	1-5-6	2	5	0	1	0	9
Old Dominion	3/5	33	3-9	0-1	3-4	0-2-2	3	5	1	1	0	9
Old Dominion	3/6	21	0-4	0-1	0-0	0-1-1	3	2	3	0	0	0
vs. UTA	3/11	29	2-5	0-1	5-5	1-5-6	3	4	3	0	0	9
vs. UAB	3/12	37	4-9	1-1	4-4	1-3-4	1	9	2	2	3	13
vs. North Texas	3/13	21	1-6	0-3	0-1	0-0-0	3	1	2	1	0	2
vs. Saint Mary's	3/17	27	3-6	0-0	1-2	1-3-4	2	4	1	1	1	7
vs. Louisiana Tech	3/25	19	1-4	0-1	0-0	0-1-1	4	1	1	0	1	2

MCKNIGHT'S CAREER HIGHS AT WESTERN KENTUCKY

- Points** – 34 vs. Minnesota (Nov. 12, 2021)
- Field Goals Made** – 13 vs. Wright St. (Dec. 10, 2022)
- Field Goals Attempted** – 22 at Louisville (Dec. 14, 2022)
- 3-Pt Field Goals Made** – 3 at UAB (Jan. 11, 2023)
- 3-Pt Field Goals Attempted** – 5 vs. UIndy (Nov. 15, 2022) and at South Carolina (Dec. 12, 2022)
- Free Throws Made** – 13 vs. Minnesota (Nov. 12, 2021), vs. North Texas (Jan. 5, 2023) and vs. Middle Tenn. (Feb. 9, 2023)
- Free Throws Attempted** – 15 vs. North Texas (Jan. 5, 2023)
- Rebounds** – 10 vs. Centre (Dec. 14, 2021)
- Assists** – 12 vs. Rice (Jan. 13, 2022)
- Blocks** – 2 vs. UAB (Mar. 12, 2021)
- Steals** – 7 at Austin Peay (Nov. 30, 2022)
- Minutes** – 41 at Charlotte (Feb. 16, 2023)

2021-22 AT WESTERN KENTUCKY

TEAM	DATE	MIN	FG-FGA	3FG-FGA	FT-FTA	O-D-T	PF	A	TO	BLK	STL	PTS
Alabama St.	11/9	40	6-12	1-1	6-9	1-4-5	0	6	5	0	2	19
vs. Minnesota	11/12	39	10-16	1-2	13-14	2-7-9	1	4	0	0	4	34
vs. South Carolina	11/14	36	4-13	0-1	3-3	2-4-6	2	5	7	0	4	11
at Memphis	11/19	38	4-8	0-0	3-7	5-3-8	1	4	10	0	5	11
Alabama A&M	11/24	34	2-4	0-0	0-0	2-5-7	2	5	3	0	0	4
UT Martin	11/27	37	6-10	1-1	3-3	0-5-5	2	6	6	0	1	16
Rhodes	11/30	22	1-4	0-2	0-0	1-7-8	1	10	3	0	1	2
Eastern Ky.	12/4	38	8-11	0-0	6-8	0-5-5	3	3	2	0	0	22
Buffalo	12/8	39	9-15	0-0	0-0	2-1-3	1	4	4	0	2	18
vs. Ole Miss	12/11	34	4-8	0-2	0-1	0-8-8	2	11	4	0	4	8
Centre	12/14	26	5-7	1-1	0-0	1-9-10	0	10	0	0	2	11
Louisville	12/18	36	3-9	0-1	7-8	0-5-5	3	9	3	0	0	13
at Kentucky	12/22	38	2-14	0-0	2-2	4-4-8	1	4	5	0	3	6
at Louisiana Tech	1/1	33	8-18	2-3	2-2	1-5-6	3	4	1	0	0	20
FIU	1/8	35	3-7	0-1	7-9	2-2-4	3	8	5	0	1	13
Rice	1/13	40	6-14	0-3	1-2	1-4-5	3	12	2	0	2	13
North Texas	1/15	39	11-18	0-1	1-2	3-2-5	2	5	2	0	3	23
at Fla. Atlantic	1/20	35	7-14	0-1	8-12	1-8-9	1	5	4	0	0	22
at FIU	1/22	38	7-14	0-1	5-6	0-4-4	3	6	3	0	2	19
UAB	1/27	32	3-11	0-1	3-4	1-4-5	0	3	2	0	0	9
Middle Tenn.	1/29	37	9-18	1-1	5-5	3-2-5	2	10	2	0	3	24
at Charlotte	2/3	36	6-9	0-0	2-2	1-4-5	1	5	1	0	2	14
at Old Dominion	2/5	32	6-11	1-2	2-2	0-1-1	0	6	4	0	4	15
Fla. Atlantic	2/10	40	7-16	1-2	3-4	0-2-2	1	4	4	0	4	18
at UTSA	2/12	36	3-9	0-0	4-7	0-3-3	1	6	5	0	1	10
at Southern Miss.	2/14	38	9-14	0-2	8-10	2-5-7	1	5	3	0	1	26
Charlotte	2/17	38	8-11	2-2	4-4	0-3-3	1	5	2	0	2	22
Old Dominion	2/19	40	9-19	0-3	5-6	4-3-7	1	1	2	0	1	23
at Middle Tenn.	2/26	39	5-21	1-1	2-2	1-3-4	2	2	4	0	0	13
at Marshall	3/2	37	11-21	1-1	0-0	1-0-1	2	4	4	0	0	23
Marshall	3/5	40	5-21	1-3	5-6	3-3-6	1	4	0	0	4	16
vs. Louisiana Tech	3/10	40	7-16	0-2	6-10	1-6-7	2	0	4	0	2	20

2022-23 AT WESTERN KENTUCKY

TEAM	DATE	MIN	FG-FGA	3FG-FGA	FT-FTA	O-D-T	PF	A	TO	BLK	STL	PTS
at Eastern Ky.	11/10	30	4-15	0-0	3-5	1-4-5	4	6	6	1	2	11
Kentucky St.	11/12	22	5-12	1-1	5-6	0-2-2	2	5	1	0	2	16
UIndy	11/15	26	5-13	2-5	4-4	4-3-7	0	3	4	1	2	16
vs. Akron	11/21	31	5-10	0-0	2-2	3-2-5	1	1	4	0	0	12
vs. Illinois St.	11/22	30	3-5	0-0	3-5	2-3-5	3	5	6	0	0	9
vs. Tulane	11/23	31	4-8	0-1	2-3	2-0-2	0	8	3	0	2	10
South Carolina St.	11/26	34	3-5	0-2	8-9	3-5-8	2	10	4	0	0	14
at Austin Peay	11/30	37	3-9	0-0	3-4	0-3-3	3	7	2	0	7	9
Wright St.	12/10	35	13-17	0-0	6-7	2-2-4	1	3	4	0	4	32
at Louisville	12/14	32	11-22	0-2	3-3	5-0-5	5	2	2	0	0	25
at South Carolina	12/22	35	10-16	0-5	8-10	1-7-8	3	1	3	0	3	28
Rice	12/19	30	7-14	1-3	2-2	0-5-5	2	2	3	0	0	17
at Middle Tenn.	12/31	36	5-14	0-0	2-4	1-4-5	0	6	0	0	2	12
North Texas	1/5	36	8-16	0-2	13-15	1-4-5	3	1	4	0	2	29
at UTSA	1/7	37	6-16	2-2	1-2	5-3-8	3	3	2	0	3	15
at UAB	1/11	34	10-21	3-4	4-5	0-3-3	3	4	6	0	1	27
FIU	1/14	36	6-14	2-2	0-0	2-3-5	3	4	5	0	2	14
Fla. Atlantic	1/16	38	5-15	2-4	3-4	1-8-9	2	2	4	0	3	15
at Louisiana Tech	1/19	40	4-15	0-3	4-4	0-2-2	3	8	3	0	1	12
Charlotte	1/21	35	5-14	0-1	7-7	3-4-7	3	3	0	0	1	17
at FIU	1/26	36	9-17	2-3	3-3	0-4-4	1	1	3	0	3	23
at Fla. Atlantic	1/28	39	6-18	0-2	4-5	3-3-6	2	0	3	0	1	16
UTSA	2/2	22	0-5	0-2	3-4	0-6-6	2	4	0	0	0	3
UTEP	2/4	31	4-9	0-0	6-8	1-2-3	2	4	4	0	1	14
Middle Tenn.	2/9	36	10-18	0-3	13-13	1-4-5	1	5	2	0	2	33
at Charlotte	2/16	41	4-8	0-1	4-4	0-4-4	3	3	4	0	1	12
at Rice	2/18	32	9-15	2-2	1-1	3-5-8	4	3	4	0	1	21
Louisiana Tech	2/23	34	7-10	1-1	4-6	1-3-4	0	3	1	0	3	19
UAB	2/25	39	2-9	0-1	0-0	3-1-4	1	6	6	0	1	4
at UTEP	3/2	36	10-16	0-0	4-4	0-7-7	3	3	6	0	2	24
at North Texas	3/4	29	2-10	0-1	0-0	0-2-2	2	0	2	0	2	4
vs. UTEP	3/8	27	6-11	0-0	1-1	1-4-5	3	7	3	1	0	13
vs. Fla. Atlantic	3/9	31	8-19	1-3	1-1	3-1-4	3	2	6	0	5	18



MCKNIGHT'S COLLEGIATE CAREER NUMBERS

Season	G-GS	Min/G	FG-FGA	Pct	3FG-FGA	Pct	FT-FTA	Pct	Off	Def	Tot	Avg	PF	FO	A	TO	Blk	Stl	Pts	Avg
2020-21*	29-17	712/24.6	57-150	.380	4-22	.182	49-60	.817	22	82	104	3.6	61	0	111	61	7	28	167	5.8
2021-22*	32-32	1,159/36.2	194-413	.470	14-41	.341	116-150	.773	45	131	176	5.5	49	0	176	106	0	60	518	16.2
2022-23*	33-33	1,097/33.2	199-436	.456	19-56	.339	127-151	.841	52	113	165	5.0	73	1	125	110	3	59	544	16.5
TOTALS	94-82	2,968/31.6	450-999	.450	37-119	.311	292-361	.809	119	326	445	4.7	183	1	412	277	10	147	1,229	13.1

* at Western Kentucky

GYTIS NEMEIKŠA

6-8 | 220 | SENIOR | FORWARD
KAUNAS, LITHUANIA | BYPAUPAS MAGNES UNIVERSITY
 X @NEMEIKSA_5 | IG @NEMEIKSA_5



AS A MUSKETEER

An international transfer from Bypaupas Magnes University in Lithuania ... Played in the final of the two exhibition games this summer in The Bahamas, just days after joining the team, and contributed a team-high tying 10 rebounds.

BASKETBALL BEFORE XAVIER

Averaged 11.3 points, 6.1 rebounds, 1.7 assists and 1.2 steals per game for Zalgiris Kaunas II and shot 31.2 percent from 3-point range ... Shot 72.7 percent (64-88) from the free-throw line for the year ... Played for Zalgiris Kaunas II from 2020-23 ... Led his squad to the 2023 NKL Championship and was named the 2023 Final Four MVP ... Basketball coach: Vytautas Pliauga.

PERSONAL

Nicknamed Nemo ... A political science major ... Father is Vaidas Nemeikša and mother is Lina Nemeikšienė ... Has an older brother, Edvinas Nemeikša ... Born September 17, 2001 in Kaunas, Lithuania.

THE NEMEIKŠA FILE

Full name: Gytis Nemeikša

Nicknames: Nemo

Birthdate/Birthplace: September 17, 2001 in Kaunas, Lithuania

Parents: Father is Vaidas Nemeikša and mother is Lina Nemeikšienė

Sibling: I have an older brother, Edvinas Nemeikša

Major: Political science

Shoe size: 12.5

Pregame ritual: Tie my right shoe first

Biggest game I have ever been a part of: The Final of the 2nd Lithuanian League

What I like about the BIG EAST: It is the best conference

Career goal after I am finished playing: Coach

Toughest part of being a student-athlete: Homework

Hobby: Playing volleyball

Favorite part of college basketball: The fans

The best food I cook: Chinese chicken

Favorite cartoon: Simpsons

Who would play me in a movie: Jason Statham

Favorite place I have visited: Dubai

#50 BY THE NUMBERS – WHO ELSE HAS WORN IT?

Torrays Braggs	1996-98	John Gorman	1965-67
Mark Brinkman	1975-76	Robert Pelkington	1961-64
Don Darby	1967-68	Ralph Richter	1978-79
Tom Dee	1976-78	Terry Sillies	1968-71
Andy Donnelly	1984-86	Tom Skaleski	1971-72
Erik Edwards	1990-94	Bryan Williams	1964-66
Jerry Foley	1972-75		

50



KACHI NZEH

6-8 | 230 | FRESHMAN | CENTER
UPPER DARBY, PA. | GEORGE SCHOOL

@KACHINZEH | @KACHINZEH

EXHIBITION SUCCESS

Averaged a team-high 10.5 rpg. to go with 8.5 ppg. for the two exhibition games in The Bahamas in August.

2022-23

Three-star recruit who is among the rising talents listed by numerous recruiting services ... Averaged 17.6 points and 10.7 rebounds for the George School... Philadelphia Sports Digest Non-PIAA Player of the Year ... Philadelphia Sports Digest Non-PIAA First Team ... Erupted for 38 points against The Phelps School in the PAISAA Tournament semifinals to go along with 15 boards ... Posted 21 points in the PAISAA title game; led his team to its first-ever appearance in the title game ... Team finished 23-7 overall and 7-1 and champions of the Friends School League for the first time in program history ... Posted a double-double with 18 points and 18 rebounds in the Friends School League title game win over the Academy of the New Church ... Finished his career with 1,102 points, including one season at Upper Darby ... George School went 40-14 during his time on campus, including an impressive 25-1 at home ... Basketball coach (George School): Ben Luber.

PRIOR TO SENIOR YEAR

2022 First Team All-State and 2022 First Team All-Friends School League ... Averaged 20 points, 12 rebounds and two blocks per game as a junior while leading his George School team to a 15-5 record ... Was running track and playing a little basketball as a sophomore at Upper Darby High when he made a choice to concentrate solely on basketball; made the junior nationals in track in Iowa ... Basketball coach: Bob Miller.

BEN LUBER ON NZEH

"Kachi is a relentless competitor and great teammate. Kachi is leaving a legacy behind at the George School, leading us to first place in our league for the first time in over 50 years. He can shoot and defend and is improving in every facet of the game because he is very coachable. We are excited to see his continued growth and impact on the Xavier program."

SEAN MILLER ON NZEH

"Kachi is a high upside forward from outside of Philadelphia who we are really excited to have in our program. He is an extremely high character young man. Kachi has a unique ability to be an extremely versatile player. He has long arms, quick feet, and can run the court with great speed."

PERSONAL

Full name is Onyekachi Uchechukwu Nzeh ... Nicknamed Kachi ... A business major ... Father is Anozie Nzeh and mother is Uloma Nzeh ... Both parents ran track in Nigeria ... Has three siblings: Chigozie, Amarachi and Udechii ... Born January 15, 2004 in Upper Darby, Pa.

THE NZEH FILE

Full name: Onyekachi Uchechukwu Nzeh

Nickname: Kachi

Birthdate/Birthplace: January 15, 2004 in Upper Darby, Pa.

Parents: Father is Anozie Nzeh and mother is Uloma Nzeh; Both parents ran track in Nigeria

Siblings: Chigozie, Amarachi and Udechii

Major: Business Undecided

Shoe size: 16

I chose my jersey number because of: Carmelo Anthony and my birthday. I tried to be like Melo on the court as a kid.

Pregame rituals: Pray. I also like to joke around with my teammates

Hobby: Collecting Marvel cards

Something people don't know about me: I have a fear of bees

First trophy I ever won: Soccer MVP

Favorite type of music: Anything but heavy metal

#15 BY THE NUMBERS – WHO ELSE HAS WORN IT?

Sherwin Anderson	1993-97	Steve Penhorwood	1972-74
Spencer Cody	2019-21	Hal Pennington	1932-33
Myles Davis	2012-16	Sydney Raeford	1988-90
Justin Doellman	2003-07	Terry Sain	1976-78
Greg Dougan	2011-12	Dick Schneider	1953-56
Ted Duggins	1978-79	KyKy Tandy	2021-23
Fred Foster	1962-63	Andrew Taylor	2007-11
Al Gundrum	1959-60	Bryan Williams	1963-64
Jerry Helmers	1969-72	Mark Wilson	1974-76
Mike Kelsey	1968-69		
Ralph Lee	1982-86		
Dave Lynch	1964-66		
Thomas Malone	1961-62		
Maurice McAfee	1997-01		
Bob McQuade	1945-46		

15

QUINCY OLIVARI

6-3 | 200 | GRAD STUDENT | GUARD | ATLANTA, GA.
WESTLAKE HIGH SCHOOL | RICE UNIVERSITY

X @QUINCYOLIVARI | IG @QUINCYOLIVARI



EXHIBITION SUCCESS

Averaged 20.5 ppg. to go with 7.0 rpg. for the two exhibition games in The Bahamas in August.

2022-23 (SENIOR AT RICE UNIVERSITY)

Finished his Rice career with 1,487 career points (10th on the school's all-time list) in four seasons and set the school record with 252 career 3-pointers ... 2022-23 All-Conference USA Second Team, Conference USA All-Academic Team, NABC Second Team All-District and USBWA All-District honors ... Two-time Conference USA Player of the Week ... Led Rice and finished third in C-USA in scoring at 18.7 ppg. ... Third in C-USA with 94 3-pointers and in minutes played at 33.6 mpg., while ranking ninth in free throw percentage (.793) and 11th in rebounding (5.9 rpg.) ... Recorded five 30-point games in his Rice career; one of his four 30-point games as a senior was a 34-point effort to go with 12 rebounds in a win over Western Kentucky on Feb. 18 ... The other three 30-point games also came in victories: 30 at Texas State on Dec. 4, 30 vs. Northwestern State on Dec. 17 and 30 at UTSA on Jan. 16 ... Tied the school record with 32 double-figure scoring games, including a 29-game streak ... Had 15 games with at least 20 points ... Led the team with 15 points, a career-high six assists and two steals at Pepperdine on Nov. 7 ... Scored a game-high 28 points with five rebounds and four assists in an overtime loss at Texas on Dec. 12 ... Game-highs of 23 points and nine rebounds against UTEP on Jan. 14 ... Posted game-highs of 22 points and eight rebounds at North Texas on Jan. 19 ... Recorded three double-doubles, including in a win over Charlotte on Jan. 26 with game highs of 26 points and 10 rebounds ... Had a game-high 27 points on four 3-pointers at Florida Atlantic on Feb. 9 ... Game-highs of 28 points, nine rebounds and five assists while hitting a season-high six 3-pointers at FIU on Feb. 11 ... 18 points and a game-high eight rebounds against UTSA in the first round of the Conference USA Tournament on March 8 ... 19 points and seven rebounds vs. Duquesne in a CBI First Round win on March 19 ... Basketball coach: Scott Pera.

2021-22 (JUNIOR AT RICE UNIVERSITY)

Preseason All-Conference USA honoree ... 2022 NABC Honors Court ... Conference USA Commissioner's Honor Roll for the third straight year ... Saw action in 20 games, making 16 starts before suffering a season-ending injury ... Averaged 9.9 points and 6.0 rebounds ... Team made the CBI ... Basketball coach: Scott Pera.

2020-21 (SOPHOMORE AT RICE UNIVERSITY)

Third Team All-Conference USA ... Led the team and was eighth in Conference USA in scoring at 16.3 ppg. ... Led the league in 3-pointers made per game (3.1) and 3-point field goal percentage (.409) ... Led the league and was ninth in the country with 88 3-pointers ... Tied for the team lead with 20 double-figure scoring games and had a team-high 10 games with at least 20

THE OLIVARI FILE

Full name: Quincy Andrew Olivari

Nicknames: Q, QDini, QC

Birthdate/Birthplace: May 27, 2001 in Atlanta, Ga.

Parents: Gerald and Courtney Olivari

Major: Earned his bachelor's degree in sport administration from Rice; now working on his master's degree in sport administration

My career goal after basketball: I want to be on TV as a sports analyst or broadcaster

Shoe size: 13

Most thrilling moment(s) in sports so far: Scoring 34 points to go with 12 rebounds in a win last season over Western Kentucky and scoring 28 points in an overtime loss at Texas

Hobbies: Watch Star Wars, shop, build LEGOs, play chess, play PS5 and bowling. My Dad also got me interested in using a camera.

Something people probably don't know about me: I love to build LEGO stuff

Something people don't know about my family: My last name is Puerto Rican

Something else that is a part of my story: While in Hawaii after my sophomore year at Rice, a bike ride home almost turned tragic when someone drove a car through a stop sign and into me.

Pregame ritual: Pray in the locker room

Favorite place that I have visited: Costa Rica or Hawaii

I am as good as anyone at: Shooting and 8 Ball Pool on iMessage

The person who has been the biggest influence on me: (Former Rice standout and current New Orleans Pelican) Trey Murphy; he's my best friend and he is where I want to get to

#8 BY THE NUMBERS – WHO ELSE HAS WORN IT?

Bob Alston 1946-50

8

points ... 27 points and made a career-high seven 3-pointers in a win at Houston Baptist on Dec. 5 ... Team-high 21 points versus New Mexico on Dec. 13... Set career-highs with 35 points and 12 field goals in the Houston Baptist win on Dec. 15 ... 23 points, tying his career high with seven 3-pointers, and grabbed nine rebounds against Old Dominion on Jan. 15 ... Team-high 21 points while adding four assists at UAB on Jan. 23 ... Game-highs of 29 points and seven rebounds against Southern Miss on Feb. 5 ... 20 points and grabbed nine rebounds versus Southern Miss on Feb. 6, which earned him C-USA Player of the Week honors ... Game highs of 23 points and nine rebounds versus Marshall in the C-USA Tournament second round on March 10 ... 16 points against UAB in the quarterfinals of the C-USA Tournament on March 11 ... Basketball coach: Scott Pera.

2019-20 (FRESHMAN AT RICE UNIVERSITY)

Played in 30 games, averaging 6.0 ppg. ... Led the team in 3-point field goal percentage (.380), which ranked 12th in Conference USA and led all conference freshmen ... Six double-figure scoring games ... Basketball coach: Scott Pera.

AT WESTLAKE HIGH SCHOOL

First Team All-Region 2 ... Averaged 15 points, six rebounds, four assists and two steals as a senior ... Led Westlake to state and region championships in 2016, the regional finals in 2017 and the Sweet 16 in 2018.

PERSONAL

Full Name is Quincy Andrew Olivari ... Earned his bachelor's degree in sport administration from Rice; now working on his master's degree in sport administration ... Parents are Gerald and Courtney Olivari ... Born on May 27, 2001 in Atlanta, Ga.



OLIVARI'S CAREER HIGHS AT RICE

- Points** – 35 vs. Hou. Christian (Dec. 15, 2020)
- Field Goals Made** – 12 vs. Hou. Christian (Dec. 15, 2020)
- Field Goals Attempted** – 23 vs. Western Ky. (Feb. 18, 2023) and vs. Southern Utah (Mar. 20, 2023)
- 3-Pt Field Goals Made** – 7 at Hou. Christian (Dec. 5, 2020) and vs. Old Dominion (Jan. 15, 2021)
- 3-Pt Field Goals Attempted** – 17 vs. Old Dominion (Jan. 15, 2021)
- Free Throws Made** – 12 vs. Western Ky. (Feb. 18, 2023)
- Free Throws Attempted** – 14 vs. Prairie View (Nov. 30, 2022)
- Rebounds** – 13 vs. UTSA (Feb. 3, 2022)
- Assists** – 6 at Marshall (Jan. 15, 2022) and at Pepperdine (Nov. 7, 2022)
- Blocks** – 1 at Western Ky. (Dec. 29, 2022) and at UTEP (Dec. 31, 2022)
- Steals** – 4 vs. Prairie View (Nov. 30, 2022)
- Minutes** – 41 at Texas (Dec. 12, 2022) and at UTSA (Jan. 16, 2023)

OLIVARI'S COLLEGIATE CAREER NUMBERS

Season	G-GS	Min/G	FG-FGA	Pct	3FG-FGA	Pct	FT-FTA	Pct	Off	Def	Tot	Avg	PF	FO	A	TO	Blk	Stl	Pts	Avg
2019-20*	30-0	425/14.2	57-142	.401	35-92	.380	31-46	.674	6	44	50	1.7	31	0	19	29	0	18	180	6.0
2020-21*	28-21	804/28.7	151-370	.408	88-215	.409	65-79	.823	22	125	147	5.3	44	1	28	49	0	7	455	16.3
2021-22*	20-16	553/27.7	72-182	.396	35-102	.343	19-27	.704	4	115	119	6.0	30	0	42	41	0	15	198	9.9
2022-23*	35-35	1,176/33.6	213-516	.413	94-258	.364	134-169	.793	12	196	208	5.9	73	0	76	88	2	35	654	18.7
TOTALS	113-72	2,958/26.2	493-1,210	.407	252-667	.378	249-321	.776	44	480	524	4.6	178	1	165	207	2	75	1,487	13.2

* at Rice

2019-20 AT RICE

TEAM	DATE	MIN	FG-FGA	3FG-FGA	FT-FTA	O-D-T	PF	A	TO	BLK	STL	PTS
at Arkansas	11/5	14	2-6	0-4	2-4	0-2-2	3	1	0	0	1	6
Penn	11/9	12	4-8	1-2	1-2	0-3-3	0	0	2	0	1	10
Wayland Baptist	11/10	13	4-7	2-5	0-0	0-1-1	2	1	2	0	1	10
at NSU	11/12	15	2-6	2-5	0-0	0-2-2	0	2	2	0	1	6
at UCSB	11/16	7	0-1	0-1	0-0	0-0-0	1	0	2	0	1	0
vs. Milwaukee	11/22	9	3-4	2-3	1-3	0-0-0	3	0	0	0	0	9
vs. Liberty	11/23	12	2-7	2-5	0-2	1-3-4	0	0	1	0	0	6
vs. East Carolina	11/24	7	1-3	1-3	0-0	1-1-2	1	1	2	0	0	3
at Lamar Univ.	12/7	11	0-1	0-0	1-4	1-2-3	1	1	0	0	0	1
St. Thomas (TX)	12/19	15	3-9	2-7	2-2	0-0-0	1	1	2	0	2	10
Sam Houston	12/29	4	0-2	0-0	0-0	0-0-0	0	1	0	0	1	0
at Marshall	1/2	12	3-5	1-2	0-0	0-0-0	0	0	2	0	1	7
at Western Ky.	1/4	3	1-3	0-0	0-0	2-0-2	0	0	0	0	0	2
Fla. Atlantic	1/9	16	2-5	0-1	2-2	0-4-4	0	0	1	0	1	6
FIU	1/11	13	4-8	1-5	0-0	1-2-3	1	0	0	0	1	9
at Louisiana Tech	1/16	25	3-8	2-6	1-2	0-4-4	1	3	2	0	0	9
at Southern Miss.	1/18	16	2-4	2-4	2-4	0-1-1	0	0	1	0	1	8
at North Texas	1/20	13	0-3	0-2	0-0	0-2-2	0	1	3	0	1	0
UTEP	1/23	4	0-2	0-2	0-0	0-0-0	1	1	0	0	0	0
UTSA	1/25	14	4-7	3-6	1-1	0-1-1	2	0	0	0	1	12
North Texas	2/1	13	2-4	2-4	0-0	0-0-0	0	0	1	0	0	6
at UAB	2/6	21	4-9	4-6	4-4	0-2-2	2	0	0	0	0	16
at Middle Tenn.	2/8	17	1-2	1-2	2-2	0-0-0	0	0	0	0	0	5
Old Dominion	2/13	28	3-7	2-5	2-3	0-3-3	2	0	0	0	0	10
Charlotte	2/15	16	1-1	0-0	3-3	0-3-3	0	2	2	0	0	5
at UTEP	2/22	18	2-5	1-4	0-0	0-0-0	4	1	1	0	0	5
Middle Tenn.	3/1	28	1-6	1-3	4-4	0-2-2	1	1	2	0	2	7
at Southern Miss.	3/4	22	1-6	1-2	0-0	0-3-3	1	1	0	0	1	3
UTEP	3/7	14	2-3	2-3	1-2	0-1-1	3	1	0	0	0	7
vs. FIU	3/11	14	0-0	0-0	2-2	0-2-2	1	0	1	0	1	2

2021-22 AT RICE

TEAM	DATE	MIN	FG-FGA	3FG-FGA	FT-FTA	O-D-T	PF	A	TO	BLK	STL	PTS
Pepperdine	11/9	24	3-10	0-3	0-0	0-4-4	3	0	2	0	2	6
at Houston	11/12	16	0-6	0-5	0-0	1-2-3	1	0	3	0	1	0
vs. Evansville	11/22	31	3-11	1-4	3-5	0-8-8	2	1	3	0	1	10
vs. Oakland	11/23	18	1-6	0-2	0-0	1-1-2	1	2	1	0	0	2
vs. Fordham	11/24	20	2-6	2-5	0-0	0-5-5	2	1	2	0	0	6
Texas St.	11/30	31	4-11	4-9	2-2	0-5-5	3	3	3	0	0	14
Jarvis Christian	12/4	18	4-11	1-6	0-0	0-7-7	0	2	0	0	0	9
at Hou. Christian	12/11	29	11-15	4-7	1-1	0-0-0	1	2	0	0	0	27
UIW	12/16	18	2-5	2-4	0-0	0-5-5	1	1	0	0	0	6
at North Texas	1/1	25	3-7	2-2	0-0	1-2-3	2	0	2	0	0	8
Middle Tenn.	1/6	36	3-12	2-9	4-6	0-6-6	2	3	2	0	1	12
UAB	1/8	38	4-10	1-4	1-3	0-6-6	2	3	1	0	0	10
at Western Ky.	1/13	28	5-11	1-5	0-0	0-5-5	1	2	6	0	1	11
at Marshall	1/15	33	2-8	1-4	2-2	0-9-9	0	6	3	0	3	7
Old Dominion	1/20	34	3-8	3-6	2-3	0-7-7	1	4	3	0	1	11
Charlotte	1/22	28	2-5	0-2	0-0	0-3-3	3	2	2	0	3	4
at Louisiana Tech	1/27	31	7-17	2-9	2-3	1-9-10	1	2	2	0	0	18
at Southern Miss.	1/29	33	6-11	4-8	0-0	0-10-10	0	1	2	0	0	16
UTSA	2/3	33	4-7	2-3	2-2	0-13-13	2	4	2	0	1	12
UTEP	2/5	28	3-5	3-5	0-0	0-8-8	2	3	2	0	1	9

2020-21 AT RICE

TEAM	DATE	MIN	FG-FGA	3FG-FGA	FT-FTA	O-D-T	PF	A	TO	BLK	STL	PTS
at UIW	11/27	17	3-9	0-5	0-0	0-1-1	1	0	0	0	0	6
vs. OLLU	11/28	17	3-5	1-2	2-2	0-4-4	3	0	3	0	0	9
LeTourneau	12/3	23	5-9	3-3	2-2	2-4-6	1	0	1	0	0	15
at Hou. Christian	12/5	27	9-14	7-12	2-3	0-2-2	1	1	1	0	1	27
New Mexico	12/13	31	7-14	6-10	1-2	1-3-4	0	0	0	0	0	21
Hou. Christian	12/15	22	12-20	6-9	5-7	2-4-6	1	0	3	0	0	35
at Sam Houston	12/19	24	7-15	3-7	0-0	0-5-5	0	0	1	0	0	17
New Orleans	12/21	33	4-13	2-6	4-4	0-3-3	1	0	1	0	0	14
UTSA	1/1	30	6-12	4-8	5-6	1-6-7	2	0	1	0	1	21
UTSA	1/2	33	5-12	3-9	2-3	0-8-8	1	2	1	0	1	15
at UTEP	1/8	27	2-8	1-4	1-1	0-5-5	3	1	2	0	0	6
at UTEP	1/9	28	2-3	1-1	3-4	1-4-5	4	3	2	0	0	8
Old Dominion	1/15	36	7-21	7-17	2-2	2-7-9	0	1	0	0	0	23
Old Dominion	1/16	22	1-6	1-5	0-0	0-2-2	2	1	0	0	0	3
at UAB	1/22	32	5-12	5-10	2-2	1-4-5	3	0	2	0	0	17
at UAB	1/23	25	6-11	2-4	7-8	0-4-4	5	4	3	0	0	21
North Texas	1/29	32	1-8	0-1	5-7	1-5-6	1	1	6	0	0	7
at North Texas	1/31	31	2-11	0-2	0-1	2-2-4	0	1	2	0	0	4
Southern Miss.	2/5	25	10-19	6-11	3-4	1-6-7	3	1	1	0	0	29
Southern Miss.	2/6	33	6-15	4-10	4-4	1-8-9	1	3	4	0	0	20
at Western Ky.	2/12	35	7-22	3-11	1-1	1-1-2	1	1	3	0	1	18
at Western Ky.	2/13	30	5-13	4-9	0-0	1-1-2	2	1	1	0	1	14
at Louisiana Tech	2/26	28	6-17	3-11	1-3	1-5-6	1	0	3	0	0	16
at Louisiana Tech	2/27	28	4-16	3-13	5-5	2-4-6	1	0	4	0	0	16
OLLU	3/5	29	9-20	4-11	3-3	1-4-5	1	1	2	0	0	25
vs. Southern Miss.	3/9	38	4-13	1-5	0-0	0-10-10	1	4	0	0	0	9
vs. Marshall	3/10	36	8-19	5-13	2-2	1-8-9	1	1	1	0	0	23
vs. UAB	3/11	33	5-13	3-6	3-3	0-5-5	3	1	1	0	0	16

2022-23 AT RICE

TEAM	DATE	MIN	FG-FGA	3FG-FGA	FT-FTA	O-D-T	PF	A	TO	BLK	STL	PTS
at Pepperdine	11/7	26	5-13	4-11	1-2	0-3-3	1	6	4	0	2	15
St. Thomas (TX)	11/10	28	3-7	1-5	1-2	0-12-12	1	0	3	0	0	8
at Middle Tenn.	11/15	30	2-6	0-2	1-1	0-4-4	2	1	3	0	1	5
Georgia Southern	11/18	24	6-13	2-6	1-1	1-5-6	1	2	2	0	1	15
Western Mich.	11/19	32	6-13	5-10	3-4	0-4-4	0	4	1	0	1	20
Houston Christian	11/21	34	1-13	1-11	7-8	0-5-5	2	4	1	0	0	10
Prairie View	11/30	36	7-14	2-6	11-14	0-5-5	2	3	2	0	4	27
at Texas St.	12/4	36	10-17	5-8	5-7	0-5-5	4	4	4	0	1	30
at Texas	12/12	41	9-20	4-9	6-7	0-5-5	4	4	2	0	1	28
North American	12/15	23	7-13	4-6	4-4	0-3-3	0	4	2	0	2	22
Northwestern St.	12/17	29	9-14	1-3	11-13	0-6-6	2	2	4	0	1	30
Jarvis Christian	12/19	22	7-15	2-8	1-3	0-4-4	1	3	5	0	2	17
at Western Ky.	12/29	37	3-15	3-10	5-5	1-3-4	3	2	6	1	2	14
at UTEP	12/31	36	4-16	3-8	2-2	0-3-3	4	1	2	1	1	13
Louisiana Tech	1/5	38	5-18	3-9	3-4	0-4-4	2	4	3	0	0	16
Middle Tenn.	1/11	37	7-19	0-5	6-9	1-4-5	3	0	4	0	2	20
UTEP	1/14	40	8-12	4-6	3-4	1-8-9	1	1	2	0	0	23
at UTSA	1/16	41	9-18	5-12	7-9	1-7-8	3	1	3	0	0	30
at North Texas	1/19	34	9-14	0-1	4-4	0-8-8	3	0	3	0	1	22
Charlotte	1/26	36	8-15	4-6	6-6	0-10-10	0	1	1	0	0	26
UAB	1/28	37	7-18	3-10	1-1	1-3-4	4	1	3	0	2	18
at Louisiana Tech	2/2	37	5-12	3-8	0-0	0-3-3	2	1	2	0	2	13
North Texas	2/4	36	4-11	3-5	1-4	0-5-5	3	3	1	0	0	12
at Fla. Atlantic	2/9	36	9-20	4-12	5-5	0-5-5	3	1	1	0	1	27
at FIU	2/11	39	10-19	6-12	2-4	1-8-9	3	5	1	0	1	28
UTSA	2/16	36	5-17	1-7	4-5	0-5-5	2	2	2	0	1	15
Western Ky.	2/18	37	9-23	4-9	12-13	0-12-12	2	2	1	0	0	34
at UAB	2/23	27	4-11	2-6	0-0	1-8-9	1	2	5	0	0	10
at Charlotte	2/25	36	4-16	2-8	2-3	0-12-12	2	0	2	0	1	12
Fla. Atlantic	3/2	29	4-6	4-6	4-4	0-2-2	1	1	0	0	0	16
FIU	3/4	39	8-21	4-10	3-4	0-4-4	3	2	0	0	3	23
vs. UTSA	3/8	35	7-18	1-6	3-5	0-8-8	2	3	1	0	1	18
vs. UAB	3/9	29	2-4	0-1	0-0	0-4-4	3	5	6	0	1	4
vs. Duquesne	3/19	37	6-12	2-3	5-7	1-6-7	0	0	4	0	0	19
vs. Southern Utah	3/20	27	4-23	2-13	4-5	3-3-6	3	1	2	0	0	14





ABOUT OUSMANE

6-10 | 244 | SENIOR | FORWARD | BROOKLYN, N.Y.
SCOTLAND PERFORMANCE INSTITUTE | NORTH TEXAS

@IAMABOUOUSMANE | @IAMABOUOUSMANE

EXHIBITION SUCCESS

Averaged 5.5 ppg., 7.5 rpg. and 3.0 apg. for the two exhibition games in The Bahamas in August.

2022-23 (AS A JUNIOR AT NORTH TEXAS)

Played in 92 games and made 66 starts during his three-year career at North Texas, recording 84 career blocks, which ranks fifth in school history ... Earned 2022-23 Conference USA Third Team honors after averaging 11.1 ppg., 6.0 rpg. and 1.3 bpg. for the 2023 NIT Champions ... Missed the final four games of the NIT Scored a career-high 37 points on 15-19 shooting to go with 11 rebounds in a win at UTSA on Dec. 22 ... His 37 points were the most points scored by a C-USA player without a 3-pointer in over a decade ... That was one of his five double-doubles for the season ... Fourth in C-USA in offensive rebounding at 2.5 per game ... Had a single-game career high five blocks versus Middle Tennessee on March 2 ... His 45 single season blocks were the seventh-most in UNT history ... Fourth in C-USA in blocks at 1.3 bpg. ... Led the team in scoring eight times ... Led the team in rebounding 16 times ... Scored in double figures 18 times ... Grabbed double-figure rebound totals five times ... Scored at least 20 points four times and 19 points twice ... Shot 70.4 percent (76-108) at the free throw line ... UNT was 14-1 on the season when he made at least five field goals in a game ... Basketball coach: Grant McCasland.

2021-22 (AS A SOPHOMORE AT NORTH TEXAS)

Averaged 10.2 ppg. and 6.0 rpg. for the 2021-22 squad that won the Conference USA Regular Season Championship and reached the second round of the 2022 NIT, losing in overtime to Virginia despite a 16-point effort from Ousmane ... Played and started in all 32 games ... Led the team in blocks with 29 ... Scored a season-high 22 points and had 11 rebounds at Marshall in a 69-65 win on Jan. 13 ... Had a career-high 12 rebounds in a win at Rice on Feb. 12 ... Scored in double figures 19 times ... Scored 21 points in 25 minutes vs. Southern Miss on Feb. 24 ... Basketball coach: Grant McCasland.

2020-21 (AS A FRESHMAN AT NORTH TEXAS)

Helped his team win the 2021 Conference USA Tournament ... Came off the bench and played a season-high 16 minutes in UNT's 2021 NCAA Tournament First Round 78-69 overtime win over Purdue on March 19 ... Played in 26 games for the season ... Shot 34-62 (.548) from the field ... Basketball coach: Grant McCasland.

AT SCOTLAND PERFORMANCE INSTITUTE (2019-20)

Led his Scotland Performance Institute (Scotland, Pa.) squad to a 40-4 record while averaging 15 points and 10 rebounds per game under head coach Chris Channey ... Led the Knights to a GAC championship ... Had a 32-point and 22-rebound performance and a 27-point and 19-rebound game during the season.

THE OUSMANE FILE

Full name: Abou Ousmane

Nickname: Bou or Bougatti

Birthdate/Birthplace: April 7, 2001 in Brooklyn, N.Y.

Parents: Father is Ousmane Moussa and mother is Hawa Sow

Siblings: Has 10 siblings, including six brothers and four sisters

Major: Liberal Arts

Shoe Size: 15

Something people may not know about me: Soccer was my first sport

The biggest game I've been a part of: The win over Purdue in the 2021 NCAA Tournament

I'm as good as anyone at: Sudoku

Favorite food(s): Soul food, Chinese and African

Something I'd like to change in the world: Homelessness

Toughest part of being a student-athlete: Time management

#24 BY THE NUMBERS – WHO ELSE HAS WORN IT?

J.D. Barnett	1986-88	Andrew Mitchell	2014-15
Paul Beckman	1937-39	Anthony Myles	2002-04
Mark Brinkman	1973-74	Jack Nunge	2021-23
Alvin Brown	1997-02	Jim O'Connell	1953-54
Tom Condon	1980-82	Joe Pangrazio	1966-68
Tim Deardorff	1971-72	Conor Peterson	2016-17
Thomas Freppon	1961-64	Leo Phillips	1958-59
Joe Gromada	1968-71	Kamall Richards	2013-14
Jim Haffner	1959-61	KyKy Tandy	2019-21
Richard Harris	1982-86	Frank Tartaron	1956-58
Ken Harvey	1993-97	Robbie Williams	1972-73
Tom Hext	1964-66		
David Hills	1952-53		
Jerome Holmes	1988-89		
Drew Lavender	2005-08		
Charles McEvoy	1936-37		

24

PRIOR TO SCOTLAND PERFORMANCE INSTITUTE

Was at Putnam Science Academy (Putnam, Conn.) in the 2018-19 season where he averaged 10.3 points and 6.7 rebounds per game under head coach Tom Espinosa ... Prior to Putnam Science, he played at Paul Robeson High School in Brooklyn under head coach Todd Myles.

PERSONAL

Nicknamed Bou or Bougatti ... Liberal arts major ... Father is Ousmane Moussa and mother is Hawa Sow ... Has 10 siblings, including six brothers and four sisters ... Born April 7, 2001 in Brooklyn, N.Y.

OUSMANE'S CAREER HIGHS AT NORTH TEXAS

- Points – 37 at UTSA (Dec. 22, 2022)
- Field Goals Made – 15 at UTSA (Dec. 22, 2022)
- Field Goals Attempted – 19 at UTSA (Dec. 22, 2022)
- 3-Pt Field Goals Attempted – 1 Twice
- Free Throws Made – 7 vs. Southern Miss. (Feb. 24, 2022), at UTSA (Dec. 22, 2022) and vs. Middle Tenn. (Mar. 2, 2023)
- Free Throws Attempted – 10 vs. Southern Miss. (Feb. 24, 2022) and vs. Long Beach St. (Nov. 26, 2022)
- Rebounds – 12 at Rice (Feb. 12, 2022)
- Assists – 3 five times
- Blocks – 5 vs. Middle Tenn. (Mar. 2, 2023)
- Steals – 4 at FIU (Jan. 16, 2023)
- Minutes – 41 vs. UAB (Feb. 9, 2023)

2020-21 AT NORTH TEXAS

TEAM	DATE	MIN	FG-FGA	3FG-FGA	FT-FTA	O-D-T	PF	A	TO	BLK	STL	PTS
Mississippi Val.	11/26	8	5-5	0-0	0-0	0-4-4	0	0	1	1	1	10
at Mississippi St.	12/4	9	1-2	0-0	2-2	1-1-2	3	0	0	0	0	4
at West Virginia	12/11	12	3-3	0-0	0-2	1-1-2	3	0	1	0	1	6
Ark.-Pine Bluff	12/15	5	0-2	0-0	0-0	0-1-1	1	0	0	0	0	0
Houston Christian	12/17	8	2-3	0-0	0-2	0-2-2	1	0	1	1	0	4
LSU-Alexandria	12/22	9	4-7	0-0	0-0	2-1-3	1	3	0	0	1	8
at UTSA	1/8	2	0-0	0-0	0-0	0-1-1	0	0	0	0	0	0
at UTSA	1/9	2	0-0	0-0	0-0	0-0-0	0	0	2	0	0	0
UTEP	1/15	6	2-3	0-0	0-2	2-1-3	5	1	0	0	0	4
UTEP	1/16	5	0-1	0-0	0-0	0-1-1	0	0	0	0	0	0
at Rice	1/29	2	0-1	0-0	0-0	0-0-0	0	0	0	0	0	0
Rice	1/31	13	2-4	0-0	0-0	1-3-4	1	0	0	1	0	4
Louisiana Tech	2/5	8	0-0	0-0	2-2	0-4-4	2	0	1	1	0	2
Louisiana Tech	2/6	14	3-5	0-0	0-0	2-3-5	4	0	1	3	0	6
at Southern Miss.	2/12	15	2-3	0-0	1-2	2-5-7	2	0	2	0	1	5
at Southern Miss.	2/13	7	1-2	0-0	1-3	0-1-1	2	0	0	0	0	3
at Marshall	2/26	8	2-2	0-0	2-2	0-2-2	1	0	1	2	0	6
at Marshall	2/27	5	1-2	0-0	0-0	2-0-2	3	0	0	0	0	2
UAB	3/5	8	0-2	0-0	0-2	1-0-1	1	0	0	0	0	0
UAB	3/6	10	0-2	0-0	0-0	0-2-2	1	0	0	0	0	0
vs. Middle Tenn.	3/10	5	1-1	0-0	0-0	0-2-2	2	0	0	0	0	2
vs. Old Dominion	3/11	13	2-7	0-0	0-0	3-1-4	1	0	0	1	0	4
vs. Louisiana Tech	3/12	3	0-0	0-0	0-0	0-0-0	0	0	1	0	0	0
vs. Western Ky.	3/13	3	1-1	0-0	0-0	1-1-2	2	0	1	0	0	2
vs. Purdue	3/19	16	2-4	0-0	0-2	1-0-1	3	0	0	0	0	4
vs. Villanova	3/21	1	0-0	0-0	0-0	0-0-0	0	0	0	0	0	0

2022-23 AT NORTH TEXAS

TEAM	DATE	MIN	FG-FGA	3FG-FGA	FT-FTA	O-D-T	PF	A	TO	BLK	STL	PTS
Southern Nazarene	11/7	32	9-21	0-1	5-8	7-3-10	1	1	1	4	2	23
at Saint Mary's	11/13	18	0-9	0-0	1-2	3-1-4	3	0	0	0	0	1
Fresno St.	11/19	19	1-3	0-0	4-4	2-2-4	4	1	3	1	0	6
Paul Quinn	11/22	20	8-15	0-0	1-3	5-2-7	2	1	1	2	0	17
vs. San Jose St.	11/25	17	1-4	0-0	0-0	1-0-1	4	0	0	0	2	2
vs. Long Beach St.	11/26	28	7-10	0-0	6-10	4-2-6	3	1	1	0	0	20
vs. UNCW	11/27	27	2-10	0-0	0-0	6-3-9	3	1	3	1	0	4
Omaha	12/3	24	8-10	0-0	3-4	3-5-8	1	1	0	2	2	19
at UT Arlington	12/6	18	4-6	0-0	1-2	1-2-3	5	1	1	1	0	9
vs. Grand Canyon	12/10	33	6-14	0-0	2-4	5-5-10	2	2	0	0	1	14
vs. Massachusetts	12/17	28	2-7	0-0	4-6	3-4-7	3	0	1	2	2	8
at UTSA	12/22	31	15-19	0-0	7-9	5-6-11	1	2	4	1	3	37
Fla. Atlantic	12/29	22	5-10	0-0	2-3	4-3-7	5	0	1	1	1	12
FIU	12/31	18	0-1	0-0	0-0	0-3-3	5	0	3	1	0	0
at Western Ky.	1/5	23	3-11	0-0	0-0	2-4-6	2	1	3	2	1	6
at Middle Tenn.	1/7	21	3-5	0-0	0-0	1-2-3	3	0	0	3	0	6
Louisiana Tech	1/11	29	5-9	0-1	4-7	2-6-8	4	3	2	3	0	14
at Fla. Atlantic	1/14	22	0-3	0-0	1-2	1-1-2	4	3	1	1	1	1
at FIU	1/16	33	5-15	0-0	3-4	5-4-9	2	0	0	1	4	13
Rice	1/19	26	3-9	0-0	2-4	4-2-6	2	1	3	1	1	8
at UAB	1/21	26	6-11	0-0	1-1	0-6-6	3	3	1	1	1	13
UTSA	1/26	25	6-9	0-0	1-3	4-6-10	5	1	7	1	1	13
UTEP	1/28	12	0-0	0-0	0-0	0-0-0	4	0	0	1	0	0
at Rice	2/4	26	7-13	0-0	3-4	1-5-6	4	1	2	1	0	17
UAB	2/9	41	7-12	0-0	1-2	4-4-8	1	1	2	0	0	15
Charlotte	2/11	21	7-10	0-0	0-0	1-0-1	3	2	1	2	1	14
at Louisiana Tech	2/16	32	8-14	0-0	4-4	3-7-10	2	2	4	2	2	20
at UTEP	2/18	24	3-4	0-0	3-4	1-3-4	5	0	1	1	2	9
at Charlotte	2/23	36	4-8	0-0	4-4	2-4-6	3	2	0	0	1	12
Middle Tenn.	3/2	32	6-13	0-0	7-8	3-6-9	2	3	2	5	0	19
Western Ky.	3/4	14	2-5	0-0	2-2	1-3-4	3	0	0	0	0	6
vs. Louisiana Tech	3/9	21	3-6	0-0	4-4	1-8-9	2	1	2	1	1	10
vs. UAB	3/10	19	3-9	0-0	0-0	0-3-3	5	1	0	2	0	6
Alcorn	3/15	12	2-5	0-0	0-0	1-3-4	3	0	0	1	0	4

OUSMANE'S COLLEGIATE CAREER NUMBERS

Season	G-GS	Min/G	FG-FGA	Pct	3FG-FGA	Pct	FT-FTA	Pct	Off	Def	Tot	Avg	PF	FO	A	TO	Blk	Stl	Pts	Avg
2020-21*	26-0	209/8.0	34-62	.548	0-0	.000	8-21	.381	19	37	56	2.2	39	1	4	12	10	4	76	2.9
2021-22*	32-32	764/23.9	135-271	.498	0-0	.000	56-101	.554	65	126	191	6.0	92	1	17	41	29	16	326	10.2
2022-23*	34-34	829/24.4	151-310	.487	0-2	.000	76-108	.704	86	118	204	6.0	104	6	36	50	45	29	378	11.1
TOTALS	92-66	1,802/19.6	320-643	.498	0-2	.000	140-230	.609	170	281	451	4.9	235	8	57	103	84	49	780	8.5

* at North Texas





DAILY N SWAIN

6-7 | 200 | FRESHMAN | GUARD/FORWARD

COLUMBUS, OHIO | COLUMBUS AFRICENTRIC EARLY COLLEGE

X @DAI1YN | IG @DAILYNSWAIN

2023-24

Named one of the top 20 under-the-radar freshmen nationally according to Jon Rothstein of CBS Sports and the College Hoops Today Podcast.

2022-23

Four-star recruit listed at No. 87 overall by 247Sports and No. 92 overall by ESPN ... Ohio Division III Player of the Year for the second straight year ... District 10 Coaches Association Division II-III-IV Super Team ... Earned First Team All-City, First Team All-District, First Team All-State, First Team All-Metro and Central District D3 Player of the Year after averaging 18.8 points, 8.6 rebounds, 7.5 assists, 3.5 steals and 3.2 blocks per game ... Led his team to a district championship and a spot in the Ohio Division III Final Four ... Basketball coach: Mike Bates.

2021-22

Named 2022 Ohio Division III Player of the Year, First Team All-City, First Team All-District, First Team All-State, First Team All-Metro, Central District D3 Player of the Year and District 10 Coaches Association Division 3 Player of the Year after averaging 20.1 points, 7.5 rebounds, 5.2 assists, 2.8 blocks and 3.6 steals per game ... Posted a game-high 32 points and 13 rebounds in Africentric's 53-48 state semifinal game vs. Ottawa-Glandorf ... Basketball coach: Mike Bates.

2020-21 AND 2019-20

Named 2021 First Team All-City, Second Team All-District and Honorable Mention All-State as a sophomore after averaging 17.2 points, 6.8 rebounds, 4.0 assists, 3.0 steals and 2.3 blocks per game ... Earned 2020 Honorable Mention All-City honors as a freshman after averaging 9.7 points, 6.1 rebounds, 3.5 assists and 2.0 blocks per game ... Basketball coach: Mike Bates.

MIKE BATES ON SWAIN

"Dailyn is super versatile and an efficient player. He sees the floor well and has a high basketball IQ. I expect him to be a quick contributor to the Xavier program. On top of that he is a great kid with personality. He is humble and appreciative of the opportunity. I'm excited for his future."

SEAN MILLER ON SWAIN

"Dailyn is an athletic and skilled player who is extremely young for his class. He has the unique ability to guard multiple positions and use his versatility to his advantage. Dailyn can really handle the ball and make decisions for someone with his size. Dailyn had a great career at Africentric High School and he also excelled on the EYBL circuit playing for All Ohio Red."

PERSONAL

Full name is Dailyn Lamont Swain ... A business major ... Parents are Constance Adrege and Dean Swain ... Has three brothers (Dallas, Damarco and Deno) and a sister (Daelah) ... Born on July 15, 2005 in Columbus, Ohio.

THE SWAIN FILE

Full name: Dailyn Lamont Swain

Birthdate/Birthplace: July 15, 2005 in Columbus, Ohio

Parents: Constance Adrege and Dean Swain

Siblings: Has three brothers (Dallas, Damarco and Deno) and a sister (Daelah)

Major: Business Undecided

Shoe size: 14

Hobbies: Video games and tennis. I don't think most people know I play tennis.

Most thrilling moment in sports to date: Winning the City Championship

How do I want to be described: Determined

Biggest influence: My Dad

Favorite thing I learned from my Mom: Perseverance

What I'd like to change in the world: Equality

Biggest fear: Spiders

The best food I cook: Bacon and eggs

Favorite food: Tacos

Favorite song: *Set Fire to the Rain* by Adele

Favorite place that I have visited: Las Vegas

Favorite NBA player: Paul George

Favorite athlete outside the NBA: Lionel Messi

#3 BY THE NUMBERS – WHO ELSE HAS WORN IT?

Ashanti Burgess	2015-16	Pat Kelsey	1995-98
Justin Cage	2003-07	Brandon Randolph	2013-15
O'Neil Cooper	2011-12	Tom Simms	1950-51
Kevin Frey	1998-02	Joe Schuessler	2012-13
Quentin Goodin	2016-20	Brian Walsh	2008-10
Colby Jones	2020-23	John Wiethe	1933-34
Jim Kartholl	1947-50		





45 BRAD COLBERT

6-2 | 200 | SENIOR | GUARD | LOVELAND, OHIO | MOELLER HS | ANDREWS OSBORNE | U. OF L.

@BDOGCOLBERT | @BRADCOLBERT45

AS A MUSKETEER

Walk-on at Xavier who played as a walk-on in the 2021-22 season at Louisville.

AT LOUISVILLE

Played in four games as a walk-on, logging six minutes of action ... Basketball coaches: Chris Mack and Mike Pegues.

AT ANDREWS OSBORNE ACADEMY

Averaged 12.1 points, 3.4 rebounds and 2.2 assists while shooting 40 percent from 3-point range as a senior at International Sports Academy at Andrews Osborne Academy in Willoughby, Ohio ... Helped lead ISA to a 22-13 record in 2019-20 ... Basketball coach: Dave Brishi.

AT MOELLER HIGH SCHOOL

Honored as a second-team All-Ohio, non-OHSAA selection as a senior ... As a junior in 2019, was a member of a Cincinnati Moeller squad that repeated as state champions, becoming the first Division I team

to go undefeated (29-0) in 24 years ... In Moeller's first game of its perfect season, Colbert scored 10 points in seven minutes on 3-of-4 shooting, including a pair of three-pointers, in a victory over Bryan Station ... That season, he averaged 3.6 minutes per game while scoring 30 total points over his final 21 appearances ... Following Moeller's 52-44 win over Akron St. Vincent-St. Mary's in the DI championship game, Colbert decided to leave Moeller for his senior season in an attempt to get more playing time, experience and exposure with the goal of landing on a college roster ... Basketball coach: Carl Kremer.

PERSONAL

Full name is Bradley Douglas Colbert ... A finance major ... Born August 4, 2001 in Loveland, Ohio ... Parents are John and Andrea Colbert ... Father played baseball at Ohio University ... Brother is Zach, who plays lacrosse at Thomas More.



35 BOB NUNGE

6-6 | 190 | JUNIOR | GUARD | NEWBURGH, IND. | CASTLE HIGH SCHOOL

@BOBNUNGE | @BOBBY_NUNGE_

AS A MUSKETEER

Walk-on who participated as a practice player last season.

BEFORE XAVIER

Played basketball at Castle High School in Newburgh, Ind. ... Averaged 12 ppg. as a senior ... Posted some big games, including 21 vs Bosse followed by a season-high 23 against Jasper eight days later ... Scored 19 points and grabbed seven boards in a victory over Memorial.

PERSONAL

Full name is Robert Jacob Nunge ... Goes by Bob or Bobby ... An engineering physics major ... born on July 7, 2002 in Lynchburg, Va. ... Parents are Beth and the late Mark Nunge ... Dad played basketball at the Univ. of Rochester and Mom played basketball and softball at Central College (Iowa) ... Four siblings: Jack (a former Musketeer basketball standout), Rebecca, Jessica and Joey ... Rebecca played volleyball at Notre Dame and Jessica played at Florida State but then transferred to Illinois.



31 IAN SABOURIN

6-4 | 210 | SOPHOMORE | FORWARD | HAMILTON, OHIO | BADIN HIGH SCHOOL

@IAN_SABOURIN | @IAN.SABOURIN

AS A MUSKETEER


Walk-on.

BEFORE XAVIER

Played basketball at Hamilton Badin High School in Hamilton, Ohio ... Top 10 in the GCL in rebounds, assists, blocks and steals ... Basketball coach: Pat Kreke.

PERSONAL

Full name is Ian Gerald Sabourin ... A finance major ... born on June 22, 2003 in Hamilton, Ohio ... Parents are David and Lisa Sabourin ... Has a brother, Paul, and a sister, Mary.



25 MICHAEL WOLF

6-0 | 185 | SOPHOMORE | GUARD | GREENWOOD VILLAGE, COLO. | REGIS JESUIT HS | BRIDGTON ACAD.

@MICHAELW01F

AS A MUSKETEER

Walk-on.

BEFORE XAVIER

Earned 2020-21 All-Continental League First Team and All-State honors as a senior at Regis Jesuit High School in Colorado, while averaging 17 points, six rebounds and two assists per game ... Basketball coach

Ken Shaw ... Took a graduate year at Bridgton Academy in Bridgton, Maine, under basketball coach Whit Lesure.

PERSONAL

Full name is Michael Read Wolf ... Nicknamed Wolf or Wolfie ... A business major ... Born September 18, 2002 in Houston, Texas ... Parents are David and Dawn Wolf ... Has two siblings, Paige and Benton.



SEAN MILLER

SEDLER FAMILY HEAD COACH | SEVENTH YEAR (ALSO XAVIER HC 2004-09)
PITTSBURGH '92 | BEAVER FALLS, PA.

 **@COACHMILLERXU**

Sean Miller, the Sedler Family Men's Basketball Head Coach, returned to Xavier in 2022 after 12 seasons (2009-21) as the head coach at Arizona. His first season back he led Xavier to one of the top five winningest seasons in school history at 27-10, tied the school record for BIG EAST wins in a season at 15-5 and led the Musketeers back to the NCAA Tournament Sweet 16.

Xavier University announced a contract extension for Miller in October, adding two years to the previous deal. The new contract runs through the 2028-29 season.

Miller, who earned a spot on the 2023 Werner Ladder Naismith Men's College Coach of the Year Late Season Watch List, owns a 449-166 (.730) on-court record in 18 seasons as a head coach. In his first 18 years as a head coach, including six at Xavier (2004-09 and the 2022-23 season), Miller has eight Regular Season Conference Championships, four Conference Tournament Championships and 12 NCAA Tournament appearances, including four Elite Eights and four Sweet 16s.

Miller holds a 147-57 (.721) mark in six seasons leading Xavier. His 147 wins at XU rank him fourth on Xavier's all-time wins list. The late Skip Prosser is third (148 wins in seven seasons from 1994-01).

Miller has now taken Xavier to at least the Sweet 16 in each of his last three seasons as the Xavier head coach (2023 Sweet 16, 2009 Sweet 16 and 2008 Elite Eight). Miller was the Xavier head coach previously for five seasons from 2004-09 and XU has now made the NCAA Tournament in five of his six years as the XU head coach.

In 2023, Miller coached in his 12th NCAA Tournament as a head coach, including his fifth at Xavier. He served as a head coach in his eighth Sweet 16, including his third at Xavier. He reached five Sweet 16s (three that advanced to Elite Eights) in 12 seasons at Arizona. Miller has a 21-12 on-court record as a head coach in NCAA Tournament play, including 13-7 at Arizona and 8-5 at XU.

NATIONAL LEADER ON OFFENSE

Xavier led the nation in assists for the 2022-23 season at 19.1 apg., while ranking in the top 10 in scoring offense (10th at 80.9 ppg.), field goal percentage (seventh at .492) and 3-point percentage (fifth at 39.0). XU led the BIG EAST Conference in all four categories.

SECOND STINT AS XAVIER HEAD COACH

Xavier, 27-10 overall for the 2022-23 season, tied the 2008-09 Sweet 16 team coached by Miller for the fifth-best win total in Xavier history. The school record of 30 wins was set by the 2007-08 Elite Eight team, also under Miller. Xavier finished 15-5 and in second place in the BIG EAST Conference, tying the school record for most BIG EAST wins.

Xavier, which reached the 2023 NCAA Tournament Sweet 16, has made the NCAA Tournament in each of Miller's last five seasons at the helm (including his first stint from 2004-09 that ended with the Elite Eight in 2008 and the Sweet 16 in 2009). That gives him three straight years making at least the Sweet 16 as the XU head coach. Miller won four Atlantic 10 Championships, including three regular season titles and one tournament title, during his first stint at XU. XU won a school-record 30 games in 2008 on the way to the

Elite Eight. Miller was named the 2007-08 Atlantic 10 Conference Coach of the Year after leading Xavier to a 14-2 record and a second straight A-10 Regular Season Title. The National Association of Basketball Coaches named Miller as its 2008 NABC District 10 Coach of the Year and he was a finalist for numerous National Coach of the Year awards.

WINNING AND POSTSEASON SUCCESS

Miller's teams he has been a part of at XU and Arizona since 2001 have appeared in 15 NCAA Tournaments. In 12 of those 15 years, the team advanced beyond the NCAA Tournament's First Round, with four trips culminating in the Sweet 16 and five others in the Elite Eight.

As a head coach, Miller's teams have made it to 12 NCAA Tournaments since 2006. In nine of those 12 years, the team advanced beyond the NCAA Tournament's First Round, with four trips culminating in the Sweet 16 and four others in the Elite Eight.

MILLER PLAYERS IN THE NBA

With the exception of only Kentucky's John Calipari, no other active head coach can claim a deeper roster of NBA players than Sean Miller. Over the last 18 seasons as a head coach, Miller has seen 25 players that he has signed and/or coached move on to play professionally in the NBA, including Colby Jones, a 2023 NBA Draft second round selection (34th overall selection). Of these 25, 12 were selected in the First Round of the NBA Draft, including six NBA Lottery picks. The Lottery selections include the first overall pick in 2018 (Deandre Ayton), the second overall pick in 2011 (Derrick Williams) and the fourth overall pick in 2014 (Aaron Gordon).


Miller had nine players suit up for NBA teams in 2022-23 alone: Aaron Gordon (Denver Nuggets), Benedict Mathurin (Indiana Pacers), Christian Koloko (Toronto Raptors), Dalen Terry (Chicago Bulls), Deandre Ayton (Phoenix Suns), Josh Green (Dallas Mavericks), Lauri Markkanen (Utah Jazz), T.J. McConnell (Indiana Pacers), and Zeke Nnaji (Denver Nuggets)

MILLER PLAYERS IN THE NBA

25 - PLAYERS TO SIGN WITH AN NBA TEAM
12 - PLAYERS DRAFTED IN THE FIRST ROUND
6 - NBA LOTTERY PICKS:



NAME	YEAR	PICK	TEAM
Benedict Mathurin	2022	6th	Indiana Pacers
Deandre Ayton	2018	1st	Phoenix Suns
Lauri Markkanen	2017	7th	Minnesota Timberwolves
Stanley Johnson	2015	8th	Detroit Pistons
Aaron Gordon	2014	4th	Orlando Magic
Derrick Williams	2011	2nd	Minnesota Timberwolves



INTERNATIONAL SUCCESS

Recruiting has evolved into a worldwide effort for Sean Miller and his staff. During his 12 seasons at Arizona, Miller signed a total of 13 international players. This group included six that went on to play in the NBA - highlighted by the first pick in the 2018 NBA Draft, Deandre Ayton (Bahamas), 2023 NBA All-Star selection Lauri Markkanen (Finland) and 2023 NBA All-Rookie Team selection Bennedict Mathurin (Canada). Nine of Miller’s international signees would be named All-Conference including 2022 Pac-12 Conference Player of the Year Bennedict Mathurin (Canada) and 2018 Pac-12 Conference Player of the Year Deandre Ayton (Bahamas).

SUCCESS WITH TRANSFERS

Miller’s recruiting success hasn’t been limited to only high school aged prospects, domestic and abroad. Several key pieces to his programs at both Xavier and Arizona have been added via transfer.

During Miller’s first tenure at Xavier, key transfers paved the way for

an incredible run that would see five straight Atlantic 10 Regular Season Championships on Victory Parkway. All five transfers signed under Miller would be recognized as All-Conference players in the Atlantic 10 Conference. Jordan Crawford, an Indiana transfer signed under Miller, would lead the 2010 Musketeers to the NCAA Sweet 16 under Xavier first-year head coach Chris Mack. A 2010 NBA First Round Draft pick, Crawford would go on to be named the *Sporting News* and FoxSports.com Atlantic 10 Conference Player of the Year and *Sporting News* Third Team All-American. Crawford also earned a spot on the five-member NCAA Tournament All-West Region Team after averaging 29.0 ppg. for Xavier’s three games, including a career-high 32 against Kansas State in the Regional Semifinal.

At Arizona, Miller continued his trend of bolstering rosters with transfers. During the 12-year span in Tucson, five more incoming transfers would be named All-Conference by the Pac-12. Two of the five, T.J. McConnell and Kadeem Allen, would propel their time at Arizona to a career in the NBA.

SEAN MILLER - INCOMING TRANSFER SUCCESS

Brian Thornton*	Vanderbilt	2005
Drew Lavender*	Oklahoma	2007
CJ Anderson*	Manhattan	2008
Jamel McLean*	Tulsa	2009
Jordan Crawford*^	Indiana	2009
Mark Lyons*	Xavier	2012
TJ McConnell*^	Duquesne	2013
Kadeem Allen (JUCO)*^	Hutchinson C.C.	2014
Ryan Anderson*	Boston College	2014
Mark Tollefsen	San Francisco	2015
Dylan Smith	UNC Asheville	2018
Jemarl Baker Jr	Kentucky	2019
Stone Gettings	Cornell	2019
Max Hazzard	UC Irvine	2019
James Akinjo*	Georgetown	2020
Jordan Brown*	Nevada	2020
Terrell Brown	Seattle	2020
Souley Boum*	UTEP	2022

* All Conference ^ NBA



SEDLER FAMILY HEAD COACH SEAN MILLER

THE BASKETBALL HALL OF FAME

BOB COUSY AWARD

2023 - Souley Boum
2021 - James Akinjo
2015 - TJ McConnell
2014 - TJ McConnell

THE BASKETBALL HALL OF FAME

JULIUS ERVING AWARD

2023 - Colby Jones
2015 - Stanley Johnson

THE BASKETBALL HALL OF FAME

KARL MALONE AWARD

2020 - Zeke Nnaji
2018 - Deandre Ayton
2017 - Lauri Markkanen
2016 - Ryan Anderson

THE BASKETBALL HALL OF FAME

KAREEM ABDUL-JABBAR AWARD

2023 - Jack Nunge



2023 - Souley Boum
2011 - Derrick Williams

NAISMITH TROPHY

2023 - Souley Boum
2014 - Nick Johnson
2011 - Derrick Williams



2023 - Souley Boum
2018 - Deandre Ayton
2017 - Lauri Markkanen
2014 - Nick Johnson
2011 - Derrick Williams



2022 - Benedict Mathurin
2018 - Deandre Ayton
2014 - Nick Johnson
2011 - Derrick Williams



2020 - Zeke Nnaji
2018 - Deandre Ayton
2015 - Stanley Johnson
2014 - Aaron Gordon
2011 - Derrick Williams

Back at Xavier for a second time, Miller has quickly added to his run of transfer success. Last May, Miller added transfer guard Souley Boum to the Xavier roster. Boum, a 2023 First Team All-BIG EAST Conference selection, was on the Jersey Mike's Naismith Men's Midseason Team, a Top 10 candidate for the 2023 Bob Cousy Award and selected to the U.S. Basketball Writers Association's Oscar Robertson Trophy Midseason Watch List. At the end of the 2022-23 season, Boum was named an Associated Press Honorable Mention All-American and earned Third Team All-America honors from The Field of 68, Stadium and College Hoops Today.

SUCCESS IN THE CLASSROOM

Since becoming the Xavier head coach in 2004, every single player Sean Miller coached that has exhausted their eligibility has gone on to graduate. Standing at 52 straight graduates, this streak is comprised of 20 straight graduates from Xavier University and 32 straight graduates from the University of Arizona.

In 2023 Jack Nunge became the first Xavier player ever named BIG EAST Conference Men's Basketball Student-Athlete of the Year. In 2005, Xavier's Brian Thornton (now Commissioner of the Western Athletic Conference) was named the Atlantic 10 Conference's Student-Athlete of the Year in addition to being recognized as a CoSIDA Academic All-American. In 2020, Arizona's Stone Gettings was named the Pac-12 Conference Scholar-Athlete of the Year.

PLAYER DEVELOPMENT: STAFF LISTED AS THE BEST IN THE BIG EAST

Sean Miller and his staff received high honors in *The Almanac*, the annual college basketball season preview produced by The Field of 68 staff. A panel of anonymous BIG EAST coaches named the XU staff as the best development staff in the league.

Individual player development has long been a staple of the Sean Miller program. The player-focused, 12-month emphasis on individual on-court development, strength and conditioning, nutrition and recovery has paid dividends for countless athletes over Miller's years as head coach.

DECORATED INDIVIDUAL SUCCESS

Individual recognition often goes hand-in-hand with team success and players under Sean Miller have seen this year-in and year-out. Over his 18 seasons as head coach, Miller has seen players honored at both the national level and conference level.

Nationally, Miller has had 11 players, including three last season (Souley Boum, Colby Jones and Jack Nunge), named as a finalist for one of the Basketball Hall of Fame's prestigious position awards. On two occasions (Stanley Johnson in 2015 and Deandre Ayton in 2018), the player would be named the award's winner at season's end.

Additionally, Miller has had two players recognized as finalists for the Naismith Trophy and three recognized as finalists for the Wooden Award.

On a conference level, Miller has seen four players named Pac-12 Conference Player of the Year and five players named Pac-12 Conference Freshman of the Year.

BEFORE XAVIER

Miller came to Xavier for the first time in 2001 as Associate Head Coach under Thad Matta after coaching stops at North Carolina State, Pittsburgh, Miami (Ohio) and Wisconsin.



In 1992, the year after finishing his playing career at Pittsburgh, Miller served on Stu Jackson's Wisconsin staff as a graduate assistant. Jackson, who recently served as the BIG EAST Conference Executive Associate Commissioner, is now the Commissioner of the West Coast Conference.

USA BASKETBALL SUCCESS

Miller made his mark with USA Basketball as well. Miller was elevated from assistant coach to head coach of the U.S. Men's U19 National Team in 2015, leading the United States to the gold medal at the FIBA U19 World Championship in Crete, Greece, and was named the 2015 USA Basketball National Co-Coach of the Year. Miller's first gold medal with USA Basketball came as a player in 1991, when he helped propel the U.S. to gold in men's basketball at the World University Games in Sheffield, England.

BIG EAST SUCCESS AS A PLAYER

Miller, a 1992 graduate of the University of Pittsburgh, was the 1987-88 BIG EAST Freshman of the Year and helped lead Pitt to the 1988 BIG EAST regular-season title, as well as three NCAA Tournament appearances. A member of the Pitt All-Centennial Team that was convened in 2005, Miller ranks in the top 20 on the program's career scoring chart with 1,282 points. He also ranks in the top 30 on the NCAA Division I free throw shooting list (.885), fourth in career free-throw percentage in BIG EAST games (.909) and stands fourth on the BIG EAST career assists chart for league play with 401.

A legend at Blackhawk High School in the Pittsburgh area, Miller was inducted into the Western Pennsylvania Interscholastic Athletic League Hall of Fame in 2012.

PERSONAL

Miller, 54, and his wife, Amy, have three boys, Austin (28), Cameron (25), Braden (22). Miller, a native of Beaver Falls, Pa., was born Nov. 17, 1968.

MILLER'S ON-COURT YEAR-BY-YEAR RECORD

COLLEGIATE HEAD COACH (18 SEASONS)

2004-present 449-166 # .730 12 NCAA; 4 Elite Eights; 4 Sweet 16s #

XAVIER HEAD COACH (6 SEASONS)

YEAR	OVERALL	BIG EAST	POSTSEASON
2022-23	27-10	15-5/Second	NCAA Sweet 16
6 Years	147-57	.721	5 NCAA; 1 Elite Eight; 2 Sweet 16

ARIZONA HEAD COACH (12 SEASONS)

YEAR	OVERALL	PAC-12	POSTSEASON
2020-21	17-9	11-9 (Fifth)	Self-imposed postseason ban
2019-20	21-11	10-8 (Tied-Fifth)	COVID-19 - No NCAA Tournament
2018-19	17-15	8-10 (Ninth)	
2017-18	#27-8	14-4 (First)*	NCAA First Round
2016-17	#32-5	16-2 (Tied-First)*	NCAA Sweet 16
2015-16	25-9	12-6 (Tied-Third)	NCAA First Round
2014-15	34-4	16-2 (Tied-First)*	NCAA Elite Eight
2013-14	33-5	15-3 (First)	NCAA Elite Eight
2012-13	27-8	12-6 (Tied-Second)	NCAA Sweet 16
2011-12	23-12	12-6 (Fourth)	NIT First Round
2010-11	30-8	14-4 (First)	NCAA Elite Eight
2009-10	16-15	10-8 (Fourth)	
12 Years	302-109 #	.735	7 NCAA; 3 Elite Eights; 2 Sweet 16s #

XAVIER HEAD COACH (FIRST 5 SEASONS)

YEAR	OVERALL	A-10	POSTSEASON
2008-09	27-8	12-4 (First)	NCAA Sweet 16
2007-08	30-7	14-2 (First)	NCAA Elite Eight
2006-07	25-9	13-3 (First)	NCAA Second Round
2005-06	21-11	8-8 (Tied-Seventh)*	NCAA First Round
2004-05	17-12	10-6 (Second)	
5 Years	120-47	.719	4 NCAA; 1 Elite Eight; 1 Sweet 16

XAVIER ASSOCIATE HEAD COACH (3 SEASONS)

YEAR	OVERALL	A-10	POSTSEASON
2003-04	26-11	10-6 (Tied-Third)*	NCAA Elite Eight
2002-03	26-6	15-1 (First)	NCAA Second Round
2001-02	26-6	14-2 (First)*	NCAA Second Round
3 Years	78-23	.772	3 NCAA; 1 Elite Eight

* Conference Tournament Champion
Note the career on-court record information below on this page.



ASSOC. HEAD COACH



HEAD COACH




HEAD COACH



HEAD COACH



- Arizona vacated 32 wins from 2016-17 and 18 of its 27 wins from 2017-18 per NCAA; NCAA Tournament appearances and Pac-12 titles were also vacated in 2017 and 2018. While the NCAA now lists his win total at 399, Miller's actual on-court won-lost record overall is 449-166 for a 73.0 winning percentage when including on-court records for 2016-17 (32-5, 16-2 and Pac-12 Regular Season Co-Champs, Pac-12 Tournament Champs and NCAA Sweet 16) and 2017-18 (27-8, 14-4 and Pac-12 Regular Season Co-Champs, Pac-12 Tourn. Champs and NCAA First Round).



ADAM COHEN

CRAWFORD FAMILY ASSOCIATE HEAD COACH | SECOND YEAR
ARIZONA '08 | BUFFALO, N.Y.

 **@COACHADAMCOHEN**

Adam Cohen, the Crawford Family Associate Head Coach, is in his 12th year as a collegiate assistant or associate head coach. He has helped lead four programs to postseason success: Harvard in the Ivy League (reaching the round of 32 in the NCAA Tournament), Vanderbilt in the SEC (NCAA Tournament), Stanford in the Pac 12 (NIT) and Xavier in the BIG EAST (NCAA Sweet 16).

Prior to coming to Xavier in 2022, Cohen spent six seasons at Stanford. After serving as an assistant coach for the Cardinal his first two seasons, Cohen was elevated to Associate Head Coach prior to the 2018-19 season. Prior to Stanford, Cohen served as an assistant coach at Vanderbilt (2014-16), Harvard (2013-14) and Rice (2012-13).

“Adam Cohen has earned a reputation as one of college basketball’s brightest assistant coaches,” said head coach Sean Miller. “His tireless work ethic, recruiting ability and knowledge of the game combine to make him an excellent Associate Head Coach for the Xavier program.”

Cohen, who plays the key role of Recruiting Coordinator, also prides himself on player and leadership development. Cohen, whose primary development focus is the guard play, worked with Souley Boum, 2023 First Team All-BIG EAST selection, and Colby Jones, 2023 NBA Draft choice now playing with the Sacramento Kings.

Cohen helped Miller lead Xavier to one of the top five winningest seasons in school history in 2023, tying the school record for BIG EAST wins in a season and leading the Musketeers to the 2023 NCAA Tournament Sweet 16. Xavier led the nation in assists for the 2022-23 season at 19.1 apg., while ranking in the top 10 in scoring offense (10th at 80.9 ppg.), field goal percentage (seventh at .492) and 3-point percentage (fifth at 39.0). XU led the BIG EAST Conference in all four categories.

Cohen was named one of the 50 Most Impactful High Major Assistants for 2022-23 (survey of industry professionals by Silver Waves Media). The NABC named Cohen to its prestigious 30-under-30 Team, recognizing the nation’s top assistant coaches, at the 2016 Final Four in Houston. Cohen was invited to take part in the 2022 NCAA Champion Forum for Men’s Basketball at the NCAA National Office in Indianapolis, Ind., in May. He was also invited to the prestigious Athletic Director U’s Collegiate Coaching Consortium at the 2018 Final Four in San Antonio.

Regarded as an excellent recruiter, Cohen has also earned a reputation as a talented teacher with a knack for developing talent and there are plenty of great examples of that skill. Ziaire Williams was the 10th overall pick in the 2021 NBA Draft to the Memphis Grizzlies, KZ Okpala was drafted by the Miami Heat in the second round of the 2019 NBA Draft, and Tyrell Terry went to the Dallas Mavericks in the second round of the 2020 Draft. Cohen, who led the recruiting efforts for the Cardinal program, was instrumental in landing multiple top 20 recruiting classes, including back-to-back McDonald’s All-Americans for the first time in Stanford history.

Stanford finished 20-12 overall in 2019-20, and was in contention for an NCAA Tournament berth before the COVID-19 pandemic shut down the season. Cohen played an important role for a Stanford team that won 19 contests overall, finished third in the Pac-12 and

won 11 conference games – its highest finish and most conference wins in 10 seasons – in 2018. The Cardinal earned a postseason berth for the first time in three years.

Cohen has a proven track record in developing point guards. Under Cohen’s tutelage, Max Guercy became the all-time assist leader at Rice, Siyani Chambers developed into a First Team All-Ivy League selection at Harvard, Wade Baldwin IV was an NBA first-round draft pick from Vanderbilt and Daejon Davis set the program’s freshman assist record and was a Pac-12 All-Freshman Team selection at Stanford.

Cohen arrived at Stanford prior to the 2016-17 season, after serving as an assistant coach at Vanderbilt for two seasons. He helped guide the Commodores to 40 combined victories and postseason berths in his two years in Nashville. Vanderbilt won 19 games and reached the NCAA Tournament in 2015-16.

Prior to Vanderbilt, Cohen was an assistant coach at Harvard. During the 2013-14 campaign with the Crimson, he helped guide the program to its fourth straight Ivy League title, an NCAA Tournament appearance, and program records for overall victories (27) and conference wins (13). Cohen broke into coaching during the 2012-13 season, serving as an assistant coach at Rice.

Cohen, who has had national success working in the SEC, Pac-12, Ivy League and Conference USA, is attacking the new challenge of the BIG EAST. A 2008 graduate of Arizona with a degree in political science, Cohen served as a student manager and assistant video coordinator under Hall of Fame coach Lute Olson. After a year as a graduate assistant at New Orleans, Cohen joined the staff at USC as the Trojans’ video coordinator. He was elevated to Director of Operations after just one year. Cohen spent three seasons at USC (2010-12) prior to joining the coaching staff at Rice.

Cohen, who serves on the Board of Directors for Rising Coaches Elite, was appointed to the Coaching for Literacy Coaches Council in 2017. He has overseen several elite camps, including the 2007 Nike Basketball clinic in Chengdu, China.

Outside of coaching, Cohen is a member of the IDEA Initiative, the Inclusion, Diversity, Equity and Awareness leadership group for Xavier Athletics.

Cohen, a native of Buffalo, New York, and his wife, Danielle, have a three-year-old son, Leo.



DANTE JACKSON

ASSISTANT COACH | SIXTH YEAR
XAVIER '11 | GREENFIELD, OHIO

 @DANTEJACKSONXU |  @DANTEJACKSONXU



Former Musketeer basketball standout **Dante Jackson** is in his sixth year as an Assistant Coach. Jackson, who was a graduate assistant coach on the Xavier staff from 2012-14, was hired as a Xavier assistant coach in 2018. Jackson has been a big part of helping Xavier secure multiple nationally-ranked recruiting classes.

Jackson, who was recruited to Xavier in 2007 by current Head Coach Sean Miller, played in four NCAA Tournaments as a Musketeer player, including an Elite Eight and two Sweet 16s. He played his first two seasons under Miller, helping XU reach the 2008 Elite Eight and the 2009 NCAA Sweet 16. He played his final two seasons under Chris Mack, helping XU reach another Sweet 16 in 2010 and the NCAA Second Round in 2011.

Jackson helped Miller lead Xavier to one of the top five winningest seasons in school history in 2023, tying the school record for BIG EAST wins in a season and leading the Musketeers to the 2023 NCAA Tournament Sweet 16.

“Dante Jackson and I make up a unique Trilogy,” said Miller. “I recruited him as the Head Coach at Xavier, also coached him for two years and now we work together on the same coaching staff. As a player, I always admired his ability to bring positive energy regardless of the circumstances. He was a great teammate, a hard worker and a great competitor. I see those same qualities in him as a college basketball coach now. I am really excited to have Dante on our staff.”


Jackson returned to Xavier under former head coach Travis Steele after gaining experience as a full-time assistant at nearby Northern Kentucky (2015-16), Air Force (2016-17), Robert Morris (2017-18) and a brief stint at Kent State. Prior to his graduate assistant stop at Xavier, Jackson started his collegiate coaching career as a graduate assistant for one season (2011-12) under then-Ohio University head coach John Groce, who is now the head coach at Akron. The Bobcats finished with an overall record of 29-8 that season, won the 2012 Mid-American Conference (MAC) Tournament title and advanced to the Sweet 16 of the 2012 NCAA Tournament.

Jackson, who was born in Columbus, Ohio and raised in Greenfield, Ohio, is a 2011 graduate of Xavier University with a bachelor of arts degree in liberal arts. He earned his master’s degree in sport administration from Xavier in 2014. The Musketeers finished in third place in their first season as a member of the BIG EAST with an overall record of 21-13 in the 2013-14 season, including a 10-8 conference mark, and earned an at-large berth to the 2014 NCAA Tournament in Jackson’s final season as a graduate assistant.

Jackson concluded his playing career with the Musketeers with 107 victories, including seven in the NCAA Tournament. The 107 wins are just one shy of the school record held by Jason Love. A three-year starter at Xavier, he posted career totals of 795 points, 374 rebounds and 255 assists. Jackson shared the school record for games played with 137 until 2018 graduates Trevon Bluiett and J.P. Macura took over the top two spots in the 2017-18 season. Jackson appeared in the NCAA Tournament in each of his four years as a

player, including an Elite Eight appearance in 2008, the Sweet 16 in both 2009 and 2010 and the second round in 2011.

Jackson has a 13-year-old daughter, Alaya.





DAVID MILLER

ASSISTANT COACH | SECOND YEAR
ARIZONA '13 | MANHATTAN BEACH, CALIF.

 **@COACHDMILL23**

Assistant Coach **David Miller**, who was named one of the 50 Most Impactful High Major Assistants for 2022-23 (survey of industry professionals by Silver Waves Media), spent seven years under current Xavier Head coach Sean Miller when he was at Arizona and just completed his first year under him at Xavier. David helped Sean lead Xavier to one of the top five winningest seasons in school history in 2023, tying the school record for BIG EAST wins in a season and leading the Musketeers to the 2023 NCAA Tournament Sweet 16.

“David Miller has a tremendous ability to connect with people,” said Miller. “The players that he coaches believe in him. He also has strong relationships across the world that allow him to be one of the brightest young recruiters in College Basketball. David served multiple roles on our staff at Arizona and is familiar with our systems both on and off the court.”

Miller came to Xavier from San Jose State University, where he headed up the recruiting efforts and served as an assistant coach during the 2021-22 season under Tim Miles. Miller, who spent the previous two years from 2019-21 as the Arizona Director of On-Campus Recruiting and Basketball Analytics under Sean Miller, was primarily responsible for overseeing all Wildcat video operations, assisting with organization of official and unofficial visits and managing the analytics and data needs of the program. He also played a key role in the signing of the 2020-21 recruiting class that included All-American and Pac-12 Player of the Year Benedict Mathurin, Kerr Kriisa and Aзуolas Tubelis.

Miller had two stints with the Wildcats that totaled seven seasons beginning in 2010 under Sean Miller as a student manager, a role he held for three years before serving for two more years as a graduate manager. He then spent two seasons with the Alabama Crimson Tide, 2015-17, first as the program’s assistant video coordinator and then as the director of player development.

After two years at Alabama, Miller made his way back to California and spent two seasons on staff at UC-Santa Barbara where he served as the program’s Director of Basketball Operations in 2017-18 and 2018-19. The Manhattan Beach, Calif., native then made his return to Arizona for two seasons, 2019-21, before landing the assistant role at San Jose State.

During Miller’s time on-staff at Arizona, the Wildcats reached three Pac-12 Championships and made four NCAA Tournament appearances, including two trips to the Elite Eight and one to the Sweet Sixteen.

Miller’s playing career lasted two seasons at El Camino College before transferring to Arizona to become a manager. He earned his bachelor’s degree in English and a master’s degree in education, both from Arizona.

Miller, who was born in Phoenix, Ariz., embraces Manhattan Beach, Calif., as his hometown. Miller and his wife, Carly, reside in Cincinnati. They were married in August just days after the basketball team returned from The Bahamas.

Miller’s father, Dave, is a former assistant coach of the New Orleans Hornets. He spent over 20 years in college as well at a number of spots, including USC, Arizona State and Texas.



MARIO MERCURIO

**ASSOC. ATHLETICS DIRECTOR FOR BASKETBALL ADMIN. | 21ST YEAR
XAVIER '03 | CINCINNATI, OHIO**

X @MARIOMERCURIO | IG @MARIOMERCURIO



Mario Mercurio, Associate Athletics Director for Basketball Administration, is in his 21st year with Xavier Basketball. Mercurio has been a big part of the men’s basketball program’s success and the many transformational changes to Cintas Center, particularly those areas that directly impact the student-athletes. That includes the transformation of the men’s basketball locker room, the basketball offices, Crawford Family Film Suite and the Klekamp Family Training Center, including the expanded strength and conditioning area.

“Mario Mercurio is synonymous with Xavier Basketball,” said Xavier Head Coach Sean Miller. “He has had a role on the staff of the last five Xavier head coaches beginning with Skip Prosser. I am very familiar with Mario and he in turn knows how we run our program from top to bottom. Mario has also become familiar with the BIG EAST Conference over the years, served our Athletic Department in various roles - including a significant one in the development of the Cintas Center. It is comforting for all of us to have Mario continue to be a mainstay in the Xavier Basketball Program moving forward.”

Mercurio has served as Xavier’s administrative point person for many areas impacting the basketball program. He serves as a key conduit to Nike Basketball, the BIG EAST Conference and FOX. He plays a major role in the program’s branding and social media efforts, non-conference schedule planning and the program’s structure around Name, Image and Likeness.

Mercurio, who started as a student worker under the late former XU head coach Skip Prosser, has been a key part of the basketball staffs of Travis Steele, Chris Mack, Sean Miller and Thad Matta.

A Cincinnati St. Xavier High School graduate, Mercurio graduated in 2003 from Xavier’s Williams College of Business with a double major in finance and marketing. Mercurio also received his MBA at Xavier. He and his wife Meghan live in his hometown, Cincinnati.





RYAN REYNOLDS

SPECIAL ASSISTANT TO THE HEAD COACH | SECOND YEAR

XAVIER '07 | CINCINNATI, OHIO

 **@RYANJREYNOLDS**

Ryan Reynolds, who earned both his bachelor's degree and master's degree from Xavier University, serves as Special Assistant to the Head Coach. Reynolds spent five years working under both Sean Miller and Thad Matta at Xavier from 2003-08. The first four of those seasons were as an undergraduate student manager and the last was as a Graduate Program Assistant.

"Ryan Reynolds and I have worked together for all but one of my years as a head coach," said Miller. "Ryan is one of the brightest people in the college basketball industry. His unique ability to impact a program off the court in so many ways is rare. Ryan is also the son of well-respected former Madeira High School head coach Jim Reynolds. His roots and love for Xavier and Southwest Ohio are unmatched."

Reynolds has been a part of five NCAA Tournament teams during his tenure at Xavier, including XU's Elite Eight squads in 2004 and 2008. The Musketeers won the Atlantic-10 regular season or tournament title four times in that span.

Reynolds came back to Xavier from the University of Arizona where he spent the 2021-22 school year as the Assistant Athletic Director for Administration and Operations. Originally hired as an administrative assistant for men's basketball for the 2009-10 season, he was promoted to the Director of Basketball Operations in May 2010. He was promoted to Assistant Athletic Director for Men's Basketball Operations in July 2019.

During his tenure with the men's basketball program in Tucson, Reynolds controlled the program's internal operations. He over-

saw major renovations to McKale Center, the weight room addition to Richard Jefferson Gymnasium, the men's basketball locker room renovation and the McKale Center hallway project. Reynolds was also responsible for scheduling the Wildcats' non-conference games, served as the program's compliance liaison, director of the Sean Miller Basketball Camp, liaison to CATS Academics, budget manager and team travel coordinator.

Reynolds was a part of seven NCAA Tournament teams at Arizona, with UA advancing to the Sweet 16 five times and Elite Eight three times. The program has also captured five Pac-12 regular-season titles and three Pac-12 Tournament crowns during his time at UA.

Reynolds joined Arizona after spending the 2008-09 season as a member of the Wake Forest men's basketball staff, where he was the Demon Deacons' assistant coordinator of basketball operations under then head coach Dino Gaudio. In his lone season in Winston-Salem, Wake Forest opened the season 16-0, earning the nation's No. 1 ranking, before finishing the year with a 24-7 record and earning an NCAA Tournament berth.

The Cincinnati native attended Madeira High School and graduated from Xavier University in 2007 with a bachelor's degree in sports management and a business minor. He earned a master's degree in sport administration from Xavier in 2008.

RYAN ANDERSON

ASSISTANT COACH AND DIRECTOR OF PLAYER DEVELOPMENT | SECOND YEAR
ARIZONA '16 | LONG BEACH, CALIF.

 **@COACHRYANDERSON** |  **@THECOACHANDERSON**



Ryan Anderson joined Sean Miller’s staff as Director of Recruiting in 2022 and was promoted to Assistant Coach and Director of Player Development in 2023. Anderson, a former First Team All-Pac-12 standout at Arizona, spent the 2021-22 season as a graduate manager for the Wildcats.

“Ryan Anderson is one of two players that I have coached that averaged a ‘double-double’ in a season,” said Miller. “He was an excellent college basketball player because of his intelligence and unselfish ways.

“Ryan has a great understanding of scouting, game preparation and the know how to develop underclass recruiting. He is a significant part of all these aspects of our program here at Xavier. I am excited about Ryan mentoring our Xavier players on an everyday basis.”

After playing his first three seasons of college basketball at Boston College, Anderson transferred to Arizona for the 2014-15 and 2015-16 seasons. He sat out the 2014-15 season as a transfer but in his senior season, he garnered First Team All-Pac-12 Conference and

First Team NABC and USBWA All-District honors. He was a finalist for the Karl Malone Award and averaged 15.3 points and 10.1 rebounds per game, becoming the first Wildcat since Jordan Hill in 2008-09 to average a double-double for an entire season. Since Anderson, the only other Wildcat to do it was Deandre Ayton, who is now playing for the Phoenix Suns.

Following his collegiate career, Anderson played professionally in Belgium, Germany, Ukraine, Lithuania and the G-League.

At Boston College, he earned ACC All-Freshman Team honors as well as Third Team All-ACC and Honorable Mention All-ACC. During his junior seasons (2013-14), he averaged 14.3 points, 7.3 rebounds and 1.4 assists while registering five double-doubles.

He played his high school basketball at Long Beach Poly and was the No. 93 overall prospect in the country and was named California Mr. Basketball in 2011.

Anderson, who is from Long Beach, Calif., earned his bachelor’s degree in Human and Social Behavioral Studies from Arizona in 2016.

CAM MILLER

DIRECTOR OF BASKETBALL OPERATIONS | SECOND YEAR
ARIZONA '21 | CAREY, N.C.

 **@CAMMILLER9** |  **@CAM_MILLER9**



Cam Miller joined Xavier Athletics in 2022 as the Director of Operations for Men’s Basketball.

Miller came to Xavier from Saint Mary’s College in California, where he served as a graduate assistant in the 2021-22 season and was a part of a historic season. The Gaels finished undefeated at home for the first time in school history and secured a No. 5 seed in the 2022 NCAA Tournament where they lost in the Second Round to UCLA. He began his pursuit of a career in college basketball as a student manager for Arizona men’s basketball during his undergraduate career.

Miller, a 2021 graduate of the University of Arizona with a degree in

business management from the Eller College of Management with a minor in sports management, is the son of Xavier Head Coach Sean Miller. He was born in Carey, North Carolina and grew up in Tucson, Arizona.

Miller enjoyed a successful playing career at the high school level, helping lead his Salpointe Catholic team in Tucson to an Arizona State Championship runner-up finish. He scored over 1,000 career points and was the runner-up for Southern Arizona Player of the Year honors. For his career he averaged 12 points, 3.5 assists, 2.5 rebounds and 1.0 steals a games while shooting 40 percent from 3-point range and 80 percent from the free-throw-line.



ANDY KETTLER

**HEAD STRENGTH & CONDITIONING COACH FOR BASKETBALL | SECOND YEAR
ASHLAND '01 | CINCINNATI, OHIO**

Andy Kettler is in his second year as the Head Strength and Conditioning Coach for Basketball. Kettler, who spent the previous four seasons in that role on the University of Louisville staff, served 10 years in a similar capacity for the West Virginia men's basketball team before his UL stint.

"Andy Kettler is one of the most respected, experienced and talented strength and conditioning coaches in the country," said Head Coach Sean Miller. "His track record working alongside Bob Huggins and Chris Mack for 14 years is impressive. Andy's philosophy on how to make our team stronger and in superior condition aligns with my philosophy. Andy is also a Cincinnati native. Being able to bring him home to Xavier was an important goal we had as we begin building our program."

During Kettler's decade with the Mountaineers, West Virginia participated in the NCAA Tournament on eight occasions, advancing to five Sweet 16 appearances and the 2010 Final Four. He spent two years as the head strength and conditioning coach at Winthrop. While there, he was in charge of all aspects of the Eagles' strength and conditioning program as Winthrop played in the NCAA Tournament in both of his seasons there.

Prior to his time at Winthrop, Kettler was the head strength and conditioning coach of the Kansas City Royals for two seasons. With the Royals, he was in charge of the entire strength and conditioning staff, including the supervision of two assistants and six interns. Kettler designed and implemented programs for strength, conditioning, flexibility and nutrition.

Kettler earned a bachelor's degree in sports industries/recreation at Ashland in 2001. Following college, he served as an intern at Toledo before joining the Cleveland Indians organization as strength coach for one of Cleveland's minor league teams, the Lake County Captains. After a one-year stint with the Indians organization, Kettler served as minor league strength and conditioning coordinator for the San Diego Padres' six minor league teams. He was a classmate of Xavier Associate Athletic Director for Basketball Administration Mario Mercurio at Cincinnati's St. Xavier High School.

Kettler, who earned a master's degree in sport administration from UofL in 2021, is a Certified Strength and Conditioning Specialist (CSCS) and is Corrective Exercise Specialist (CES) and Performance Enhancement Specialist (PES) certified. He and his wife, Kimbraly, have a daughter, Brynley, and two sons, Jaxen and Isaiah.



CONNOR BARNES

**ATHLETIC TRAINER | SECOND YEAR
XAVIER '12 | ST. LOUIS, MO.**

 @CB_ATC4 |  @CB_ATC4

Connor Barnes, who is in his second year as the head athletic trainer for the men's basketball team, worked with the women's basketball and the men's and women's track and cross country teams for the previous five years.

Barnes, who served as an athletic training intern at Xavier in 2014, was hired full-time in 2015.

Prior to Xavier, Barnes was a graduate assistant athletic trainer at Terre Haute North High School in Terre Haute, Ind. He served as the primary athletic trainer for boy's basketball, girl's soccer, wrestling and baseball.

Barnes earned a bachelor's degree from Xavier in 2012 and a master's degree from Indiana State in 2014.

As a student at Xavier, Connor worked with men's soccer, volleyball and women's basketball. He also worked with the Cincinnati Cyclones. Barnes also completed internships with the Sports Medicine and Training Center of St. Louis and the St. Louis Cardinals.

Barnes played on the Xavier University Ice Hockey team for four years.

He currently resides in Cincinnati with his wife Corinne and their son Kieran and daughter Harper.

B.J. RAYMOND

GRADUATE PROGRAM MANAGER | SECOND YEAR

XAVIER '09 | TOLEDO, OHIO

✕ @BJRAYMOND11 | @M.O.D.E.11



B.J. Raymond re-joined the Xavier Basketball Family prior to the 2022-23 season as a graduate program assistant following a successful 13-year professional basketball career.

Raymond, who earned 2008-09 First Team All-Atlantic 10 Conference, USBWA (United States Basketball Writers Association) District 5 Team and NABC (National Association of Basketball Coaches) District 4 Second Team honors as a senior, finished with 1,104 career points. He finished first on the team in scoring at 14.1 ppg. (13th in the Atlantic 10), including his team-high 15 points in the Wisconsin NCAA Tournament win that helped earn him CBS/Chevrolet Game MVP honors.

Raymond helped Xavier record a 103-35 (.746) record during his career, including four NCAA Tournament appearances. That included an Elite Eight his junior year and a Sweet 16 his senior year. He was the hero of the 2008 NCAA Regional Semifinal win over West Virginia, scoring all eight of his points in overtime. He hit two big 3-point-

ers in the final 1:22 of overtime that erased a 74-72 WVU lead and gave XU a 78-74 lead with 30 seconds left.

Raymond played 13 years of pro ball after his standout Xavier career, including stops in Argentina, Belgium, Cyprus, Lebanon, Slovenia, Georgia, Italy and Finland. He spent five seasons in Italy.

There were plenty of professional career highlights as well, including championships in Georgia and Finland in 2013 and 2014. Raymond was named to the All-Import Team in 2011, 2014 and 2015. He earned Forward of the Year in 2014 and 2015 along with a 2015 scoring title. He earned plenty of All-League honors: First Team (2011, 2014, 2015), Second Team (2020, 2021) and Third Team (2010).

Raymond is a 2009 Xavier University graduate with a bachelor's degree in liberal arts. He has two sons, Benjamin and Jaxon, who live in Belgium with their Mom.

MARK GAERTNER

GRADUATE PROGRAM MANAGER | FIRST YEAR

XAVIER '23 | ROCKY RIVER, OHIO



Mark Gaertner is in his first year as a graduate program manager following four years as an undergraduate student manager, including last season as the head manager overseeing the student managerial team.

Gaertner's responsibilities include assisting the coaching staff in limited on-court activities during practice, advance scouting, video and on-campus recruiting.

During his time as an undergraduate student manager, Gaertner was responsible for handling practice statistics, organizing team equipment for away travel and various practice and scout team duties as needed.

Gaertner played four years of basketball at St. Edward's High School in Cleveland, including serving as the team captain on the 2019 team that played in the Ohio Division I Final Four. Gaertner's basketball experience also includes time as a summer AAU coach in 2020 and 2021, working with fourth through eighth graders

Gaertner graduated in May of 2023 with a bachelor's degree in finance with a minor in economics. In addition to his current basketball duties, Gaertner is pursuing a master's degree in sport management.





2022-23 OVERALL STATISTICS (27-10 Overall: 15-2 Home, 7-4 Away, 5-4 Neutral)

##	Player	GP-GS	---TOTAL---			-----3-PTS-----			---REBOUNDS---							Blk	Stl	Pts - Avg
			Min-Avg	FG-FGA/Pct	3FG-FGA/Pct	3FG/G	FT-FTA/Pct	Off-Def	Tot/Avg	PF	FO	A	TO	A/TO				
0	BOUM, Souley	37-37	1,302-35.2	186-423/.440	78-193/.404	2.12	155-178/.871	14-145	159/4.3	71	0	158	70	2.26	6	37	605-16.4	
32	FREEMANTLE, Zach	22-21	630-28.6	137-234/.585	14-22/.636	0.64	47-72/.653	34-145	179/8.1	47	1	64	57	1.12	15	19	335-15.2	
3	JONES, Colby	36-36	1,223-34.0	207-407/.509	45-119/.378	1.25	81-124/.653	45-161	206/5.7	77	1	158	84	1.88	20	47	540-15.0	
24	NUNGE, Jack	37-37	1,083-29.3	200-388/.515	40-102/.392	1.22	84-124/.677	103-186	289/7.8	73	1	77	48	1.60	43	33	524-14.2	
5	KUNKEL, Adam	35-32	1,064-30.4	139-302/.460	68-160/.425	1.94	34-39/.872	6-90	96/2.7	95	4	105	58	1.81	5	38	380-10.9	
2	HUNTER, Jerome	37-15	770-20.8	115-200/.575	1-9/.111	0.03	57-82/.695	76-88	164/4.4	84	1	47	38	1.24	16	15	288-7.8	
1	CLAUDE, Desmond	35-1	729-20.8	63-149/.423	12-41/.293	0.34	28-49/.571	12-75	87/2.5	71	1	63	51	1.24	5	29	166-4.7	
12	CRAFT, Kam	15-0	101-6.7	16-32/.500	6-17/.353	0.40	1-2/.500	5-18	23/1.5	8	0	4	10	0.40	1	3	39-2.6	
15	TANDY, KyKy	22-6	232-10.5	17-56/.304	9-34/.265	0.41	5-7/.714	2-15	17/0.8	20	0	20	10	2.00	3	11	48-2.2	
4	EDWARDS, Cesare	23-0	180-7.8	22-39/.564	0-2/.000	0.00	6-12/.500	15-29	44/1.9	30	0	5	15	0.33	4	1	50-2.2	
22	MILES, Dieonte	12-0	78-6.5	5-13/.385	0-0/.000	0.00	3-14/.214	7-8	15/1.3	12	0	2	5	0.40	2	2	13-1.1	
34	TUCKER, Elijah	7-0	22-3.1	2-10/.200	1-2/.500	0.14	2-5/.400	4-1	5/0.7	2	0	2	3	0.67	0	1	7-1.0	
35	NUNGE, Bob	4-0	3-0.9	0-0/.000	0-0/.000	0.00	0-0/.000	1-0	1/0.3	1	0	0	1	0.00	0	0	0-0.0	
31	SABOURIN, Ian	2-0	1-0.6	0-0/.000	0-0/.000	0.00	0-0/.000	0-0	0/0.0	0	0	0	0	0.00	0	0	0-0.0	
45	COLBERT, Bradley	4-0	5-1.3	0-3/.000	0-2/.000	0.00	0-0/.000	0-0	0/0.0	1	0	0	0	0.00	0	0	0-0.0	
25	WOLF, Michael	3-0	2-0.8	0-0/.000	0-0/.000	0.00	0-0/.000	0-1	1/0.3	1	0	0	0	0.00	0	0	0-0.0	
Total		37	7,425	1,109-2,256/.492	274-703/.390	7.41	503-708/.710	380-1,016	1,396/37.7	593	9	705	459	1.54	120	236	2,995-80.9	
Opponents		37	7,425	1,012-2,285/.443	274-765/.358	7.41	443-618/.717	339-856	1,195/32.3	654	14	542	434	1.25	143	258	2,741-74.1	

2022-23 BIG EAST STATISTICS (15-5/Second: 9-1 Home, 6-4 Away)

##	Player	GP-GS	---TOTAL---			-----3-PTS-----			---REBOUNDS---							Blk	Stl	Pts - Avg
			Min-Avg	FG-FGA/Pct	3FG-FGA/Pct	3FG/G	FT-FTA/Pct	Off-Def	Tot/Avg	PF	FO	A	TO	A/TO				
32	FREEMANTLE, Zach	11-11	323-29.4	77-134/.575	11-17/.647	1.00	24-37/.649	19-78	97/8.8	24	1	31	25	1.24	4	11	189-17.2	
0	BOUM, Souley	20-20	737-36.8	109-250/.436	47-120/.392	2.35	70-81/.864	7-82	89/4.5	35	0	93	37	2.51	2	21	335-16.8	
3	JONES, Coby	20-20	688-34.4	124-227/.546	27-74/.365	1.35	36-61/.590	21-86	107/5.4	45	0	81	47	1.72	11	27	311-15.6	
24	NUNGE, Jack	20-20	595-29.7	102-197/.518	22-53/.415	1.10	41-58/.707	61-101	162/8.1	44	0	45	29	1.55	19	16	267-13.4	
5	KUNKEL, Adam	20-20	621-31.1	73-168/.435	36-91/.396	1.95	23-26/.885	6-56	62/3.1	57	4	68	37	1.84	2	20	205-10.3	
2	HUNTER, Jerome	20-9	482-24.1	74-130/.569	1-6/.167	0.05	41-61/.672	47-52	99/5.0	42	1	30	25	1.20	11	11	190-9.5	
1	CLAUDE, Desmond	18-0	372-20.7	32-74/.432	8-19/.421	0.44	9-14/.643	8-44	52/2.9	37	1	32	18	1.78	3	14	81-4.5	
4	EDWARDS, Cesare	13-0	105-8.1	15-26/.577	0-0/.000	0.00	5-9/.556	11-14	25/1.9	19	0	4	7	0.57	2	0	35-2.7	
12	CRAFT, Kam	4-0	15-3.8	3-7/.429	1-5/.200	0.25	1-2/.500	0-5	5/1.3	2	0	1	1	1.00	0	0	8-2.0	
15	TANDY, KyKy	11-0	66-6.0	3-12/.250	1-7/.143	0.09	2-2/1.000	0-4	4/0.4	6	0	6	5	1.20	0	3	9-0.8	
34	TUCKER, Elijah	2-0	8-3.8	0-4/.000	0-0/.000	0.00	1-3/.333	1-0	1/0.5	1	0	1	0	1.00	0	1	1-0.5	
35	NUNGE, Bob	1-0	1-0.8	0-0/.000	0-0/.000	0.00	0-0/.000	0-0	0/0.0	0	0	0	0	0.00	0	0	0-0.0	
22	MILES, Dieonte	2-0	8-4.0	0-2/.000	0-0/.000	0.00	0-2/.000	1-0	1/0.5	3	0	0	1	0.00	0	0	0-0.0	
31	SABOURIN, Ian	1-0	1-0.8	0-0/.000	0-0/.000	0.00	0-0/.000	0-0	0/0.0	0	0	0	0	0.00	0	0	0-0.0	
45	COLBERT, Bradlet	1-0	2-1.9	0-1/.000	0-0/.000	0.00	0-0/.000	0-0	0/0.0	1	0	0	0	0.00	0	0	0-0.0	
25	WOLF, Michael	1-0	1-0.8	0-0/.000	0-0/.000	0.00	0-0/.000	0-0	0/0.0	0	0	0	0	0.00	0	0	0-0.0	
Total		20	4,025	612-1,232/.497	154-392/.393	7.70	253-356/.711	209-546	755/37.8	316	7	392	240	1.63	54	124	1,631-81.6	
Opponents		20	4,025	558-1,246/.448	151-430/.351	7.55	244-341/.716	187-458	645/32.3	333	8	305	215	1.42	83	129	1,511-75.6	

2022-23 SEASON RESULTS

RECORD:	OVERALL	HOME	AWAY	NEUTRAL
ALL GAMES	(27-10)	(15-2)	(7-4)	(5-4)
CONFERENCE	(15-5)	(9-1)	(6-4)	(0-0)
NON-CONFERENCE	(12-5)	(6-1)	(1-0)	(5-4)

DATE	OPPONENT	SCORE	ATTENDANCE	XAVIER HIGH SCORER	XAVIER HIGH REBOUNDER	OPPONENT HIGH SCORER
11/07/22	Morgan State	W; 96-73	10,224	(23) BOUM, Souley	(9) HUNTER, Jerome	(16) BURKE, Isaiah (16) MCCULLOUGH, David
11/11/22	Montana	W; 86-64	10,311	(18) FREEMANTLE, Zach	(4) NUNGE, Jack (4) TANDY, KyKy	(15) THOMAS, Dischon
11/15/22	Fairfield	W; 78-65	9,624	(23) NUNGE, Jack	(13) FREEMANTLE, Zach	(19) COOK, Supreme
11/18/22	Indiana	L; 79-81	10,586	(15) BOUM, Souley (15) FREEMANTLE, Zach	(8) NUNGE, Jack	(30) JACKSON-DAVIS, Trayce
11/24/22	vs Florida	W; 90-83	4,465	(22) BOUM, Souley (22) JONES, Colby	(11) FREEMANTLE, Zach	(23) BONHAM, Trey
11/25/22	vs Duke	L; 64-71	6,526	(23) BOUM, Souley	(7) JONES, Colby	(21) ROACH, Jeremy
11/27/22	vs Gonzaga	L; 84-88	2,807	(25) NUNGE, Jack	(7) BOUM, Souley (7) JONES, Colby	(23) STRAWTHER, Julian
11/30/22	Southeastern La.	W; 95-63	9,811	(16) JONES, Colby	(12) FREEMANTLE, Zach	(16) STRANGE, Matt
12/03/22	West Virginia	W; 84-74	10,460	(23) BOUM, Souley	(14) NUNGE, Jack	(16) STEVENSON, Erik
12/10/22	at Cincinnati	W; 80-77	12,012	(21) BOUM, Souley	(12) FREEMANTLE, Zach	(22) DEJULIUS, David
12/13/22	Southern U.	W; 79-59	10,029	(17) BOUM, Souley	(8) FREEMANTLE, Zach	(17) WHITLEY, Brion
12/16/22	*at Gerogetown	W; 102-89	5,785	(28) BOUM, Souley	(12) NUNGE, Jack	(22) SPEARS, Primo
12/20/22	*Seton Hall	W; 73-70	10,224	(23) FREEMANTLE, Zach	(9) FREEMANTLE, Zach	(17) RICHMOND, Kadary
12/28/22	*at St. John's	W; 84-79	4,368	(23) NUNGE, Jack	(12) NUNGE, Jack	(19) JONES, David
12/31/22	*UConn	W; 83-73	10,565	(16) FREEMANTLE, Zach (16) JONES, Colby	(11) FREEMANTLE, Zach	(18) SANOGO, Adama
1/07/23	*at Villanova	W; 88-80	6,501	(29) FREEMANTLE, Zach	(11) FREEMANTLE, Zach	(26) WHITMORE, Cam
1/11/23	*Creighton	W; 90-87	10,224	(26) BOUM, Souley	(12) NUNGE, Jack	(25) SCHEIERMAN, Baylor
1/15/23	*Marquette	W; 80-76	10,508	(16) NUNGE, Jack (16) BOUM, Souley	(13) NUNGE, Jack	(25) KOLEK, Tyler
1/18/23	*at DePaul	L; 72-73	4,252	(18) FREEMANTLE, Zach	(13) NUNGE, Jack	(22) GIBSON, Umoja
1/21/23	*Georgetown	W; 95-82	10,383	(30) FREEMANTLE, Zach	(11) FREEMANTLE, Zach	(37) SPEARS, Primo
1/25/23	*at UConn	W; 82-79	10,167	(21) BOUM, Souley	(7) NUNGE, Jack	(28) HAWKINS, Jordan
1/28/23	*at Creighton	L; 67-84	18,277	(18) FREEMANTLE, Zach	(7) KUNKEL, Adam	(20) KALUMA, Arthur
2/01/23	*Providence	W; 85-83 (OT)	10,334	(23) NUNGE, Jack	(14) NUNGE, Jack	(22) LOCKE, Noah
2/04/23	*St. John's	W; 96-71	10,436	(21) NUNGE, Jack	(8) JONES, Colby	(14) ADDAE-WUSU, Dylan (14) STORR, AJ
2/10/23	*at Butler	L; 67-69	9,352	(17) JONES, Colby	(8) NUNGE, Jack (8) JONES, Colby	(20) TAYLOR, Jayden
2/15/23	*at Marquette	L; 68-69	16,041	(24) BOUM, Souley	(8) JONES, Colby	(17) MITCHELL, Stevie
2/18/23	*DePaul	W; 82-68	10,403	(18) NUNGE, Jack	(10) NUNGE, Jack	(17) GIBSON, Umoja
2/21/23	*Villanova	L; 63-64	10,349	(17) BOUM, Souley	(10) NUNGE, Jack	(25) MOORE, Justin
2/24/23	*at Seton Hall	W; 82-60	10,481	(23) BOUM, Souley	(9) HUNTER, Jerome	(13) DAVIS, Dre
3/01/23	*at Providence	W; 94-89	12,400	(33) BOUM, Souley	(9) JONES, Colby	(17) CROSWELL, Ed (17) HOPKINS, Bryce
3/04/23	*Butler	W; 78-66	10,398	(20) JONES, Colby	(8) JONES, Colby	(16) TAYLOR, Jayden
3/09/23	^vs DePaul	W; 89-84	19,812	(23) NUNGE, Jack	(10) NUNGE, Jack	(22) GIBSON, Umoja
3/10/23	^vs Creighton	W; 82-60	19,812	(23) BOUM, Souley	(10) JONES, Colby	(18) KALKBRENNER, Ryan
3/11/23	^vs Marquette	L; 50-65	19,812	(14) KUNKEL, Adam	(8) HUNTER, Jerome	(20) KOLEK, Tyler
3/17/23	#vs Kennesaw State	W; 72-67	16,150	(24) HUNTER, Jerome	(11) NUNGE, Jack	(14) BURDEN, Terrell (14) YOUNGBLOOD, Chris
3/19/23	#vs Pittsburg	W; 84-73	16,517	(18) NUNGE, Jack	(14) JONES, Colby	(18) HINSON, Blake
3/24/23	!vs Texas	L; 71-83	17,429	(21) KUNKEL, Adam	(11) NUNGE, Jack	(19) HUNTER, Tyrese

+ = Phil Knight Legacy (Portland, Ore.)

* = BIG EAST Conference game

^ = BIG EAST Conference Tournament (Madison Square Garden in New York, N.Y.)

= NCAA Tournament first and second rounds (Greensboro Coliseum in Greensboro, N.C.)

! = NCAA Tournament Sweet Sixteen (T-Mobile Center in Kansas City, M.O.)

ATTENDANCE SUMMARY	GAMES	TOTALS	AVG/GAME
HOME	17	174,869	10,286
AWAY	11	109,636	9,967
NEUTRAL	9	123,330	13,703
TOTAL	37	407,835	11,023

XAVIER INDIVIDUAL SINGLE GAME HIGHS

Points:33 by Souley Boum at Providence (3-1-23)
 Total FGM:12 by Zach Freemantle vs. Georgetown (1-21-23)
 12 by Zach Freemantle at Villanova (1-7-23)
 Total FGA:19 by Jack Nunge vs. Texas (3-24-23)
 19 by Colby Jones vs. DePaul (3-9-23)
 19 by Souley Boum at Providence (3-1-23)
 19 by Souley Boum vs. Providence (2-1-23)
 19 by Zach Freemantle vs. Georgetown (1-7-23)
 Total FG% (Min. 5 Made): . . .1.000 (5-5) by Zach Freemantle vs. Florida (11-24-22)
 3-Pt. FGM:6 by Souley Boum at Georgetown (12-16-22)
 3-Pt. FGA:9 by Adam Kunkel vs. Marquette (3-11-23)
 9 by Souley Boum at Providence (3-1-23)
 9 by Souley Boum vs. Villanova (2-21-23)
 9 by Souley Boum vs. Providence (2-1-23)
 9 by Souley Boum at Georgetown (12-16-22)
 3-Pt. FG% (Min. 2 Made): . . .1.000 (3-3) by Colby Jones at Providence (3-1-23)
 1.000 (3-3) by Desmond Claude vs. St. John's (2-4-23)
 1.000 (3-3) by Colby Jones vs. Gonzaga (11-27-22)
 1.000 (3-3) by Jack Nunge vs. Fairfield (11-15-22)
 FTM:12 by Souley Boum vs. Duke (11-25-22)
 FTA:14 by Souley Boum vs. West Virginia (12-3-22)
 FT% (Min. 3 Made):1.000 (12-12) by Souley Boum vs. Duke (11-25-22)
 Rebounds:14 by Colby Jones vs. Pittsburgh (3-19-23)
 14 by Jack Nunge vs. Providence (2-1-23)
 14 by Jack Nunge vs. West Virginia (12-3-22)
 Assists:10 by Zach Freemantle vs. Fairfield (11-15-22)
 Steals:5 by Souley Boum vs. Morgan State (11-7-22)
 Blocks:4 by Jack Nunge vs. Southeastern La. (11-30-22)
 Turnovers:7 by Souley Boum at Marquette (2-15-23)

OPPONENT INDIVIDUAL SINGLE GAME HIGHS

Points:37 by Primo Spears vs. Georgetown (1-21-23)
 FGM:15 by Primo Spears vs. Georgetown (1-21-23)
 FGA:31 by Primo Spears vs. Georgetown (1-21-23)
 FG% (Min. 5 Made):1.000 (7-7) by Ryan Kalkbrenner vs. Creighton (3-10-23)
 3-Pt. FGM:6 by Noah Locke vs. Providence (2-1-23)
 3-Pt. FGA:13 by Caleb Daniels at Villanova (1-7-23)
 3-Pt FG% (Min. 2 Made):1.000 (3-3) by Tyrese Hunter vs. Texas (3-24-23)
 FTM:9 by Jayden Taylor at Butler (2-10-23)
 9 by Tristen Newton at UConn (1-25-23)
 FTA:11 by Jayden Taylor at Butler (2-10-23)
 11 by Tristen Newton at UConn (1-25-23)
 FT% (Min. 3 Made):1.000 (7-7) by Jordan Hawkins at UConn (1-25-23)
 Rebounds:13 by Ed Crowell at Providence (3-1-23)
 13 by Bryce Hopkins vs. Providence (2-1-23)
 Assists:11 by Primo Spears vs. Georgetown (1-21-23)
 Steals:6 by Stevie Mitchell at Marquette (2-15-23)
 Blocks:5 by Manny Bates at Butler (2-10-23)
 5 by Ryan Kalkbrenner at Creighton (2-28-23)
 Turnovers:7 by Drew Timme vs. Gonzaga (11-27-22)

XAVIER TEAM SINGLE GAME HIGHS

Total Points:102 at Georgetown (12-16-22)
 Total Field Goals:41 at Georgetown (12-16-22)
 Total Field Goals Attempts: . . .71 vs. Georgetown (1-21-23)
 71 at DePaul (1-18-23)
 Total Field Goal Percentage: . .640 vs. Montana (11-11-22)
 3-Pt. Field Goals Made:15 vs. St. John's (2-4-23)
 3-Pt. Field Goal Attempts: . . .28 vs. St. John's (2-4-23)
 3-Pt. Field Goal Percentage: . .571 vs. Georgetown (1-21-23)
 .571 vs. Montana (11-11-22)
 Free Throws Made:27 vs. Morgan St. (11-7-22)
 Free Throw Attempts:36 vs. Morgan St. (11-7-22)
 Free Throw Percentage:933 at DePaul (1-18-23)
 Rebounds:48 at St. John's (12-28-22)
 Assists:31 vs. Georgetown (1-21-23)
 Steals:15 vs. Morgan State (11-7-22)
 Blocks:10 vs. Morgan State (11-7-22)
 Turnovers:20 vs. Morgan State (11-7-22)

OPPONENT SINGLE GAME HIGHS

Total Points:89 at Providence (3-1-23)
89 at Georgetown (12-16-22)
 Total Field Goals:35 vs. DePaul (3-9-23)
 35 vs. Florida (11-24-22)
 Total Field Goal Attempts: . .79 vs. Florida (11-24-22)
 Total Field Goal Percentage: . .614 vs. DePaul (3-9-23)
 3-Pt. Field Goals Made:13 vs. UConn (12-31-22)
 13 at Villanova (1-7-23)
 3-Pt. Field Goal Attempts: . . .37 vs. UConn (12-31-22)
 3-Pt. Field Goal Percentage: . .583 vs. Texas (3-24-23)
 Free Throws Made:26 at Providence (3-1-23)
 Free Throw Attempts:34 at Providence (3-1-23)
 Free Throw Percentage:1.000 at Villanova (1-7-23)
 Rebounds:44 vs. Providence (2-1-23)
 Assists:23 vs. UConn (12-31-22)
 23 vs. Gonzaga (11-27-22)
 Steals:17 vs. Morgan State (11-7-22)
 Blocks:9 at Butler (2-10-23)
 Turnovers:20 vs. Southern (12-13-22)



2022-23 XAVIER RECORDS BREAKDOWN	
Leading at the half:	20-3
Trailing at the half:	7-7
Tied at the half:	0-0
In Overtime:	1-0
XU Shooting 50% or better:	15-2
XU Shooting between 40-49.9%:	12-5
XU Shooting less than 40%:	0-3
Opponents shoot 50% or better:	4-6
Opponents shoot less than 50%:	23-4
XU outrebounds its opponent:	20-5
Opponent outrebounds XU:	5-5
Teams are tied in rebounds:	2-0
XU Scoring 50 points or less:	0-0
XU Scoring 51-59 points:	0-1
XU Scoring 60-69 points:	0-5
XU Scoring 70-79 points:	5-3
XU Scoring 80-89 points:	14-1
XU Scoring 90-99 points:	7-0
XU Scoring 100 or more points:	1-0
Allowing 50 points or less:	0-0
Allowing 51-59 points:	1-0
Allowing 60-69 points:	8-4
Allowing 70-79 points:	10-2
Allowing 80-89 points:	8-4
Allowing 90 points or more:	0-0
Game is decided by 1-5 points:	10-6
Game is decided by 6-10 points:	4-1
Game is decided by 11-20 points:	7-3
Game is decided by 21 points or more:	6-0
Playing at night:	18-7
Playing in the morning or afternoon:	9-3
Souley Boum leads team in scoring:	12-4
Colby Jones leads team in scoring:	4-1
Jack Nunge leads team in scoring:	8-1
Zach Freemantle leads team in scoring:	5-3
Jerome Hunter leads team in scoring:	1-0
Adam Kunkel leads team in scoring:	0-2
One player scores in double figures:	0-0
Two players score in double figures:	0-0
Three players score in double figures:	3-3
Four players score in double figures:	16-6
Five players score in double figures:	6-1
Six players score in double figures:	2-0
Seven players score in double figures:	0-0
In November:	5-3
In December:	7-0
In January:	5-2
In February:	4-3
In March:	6-2
On Sunday:	2-1
On Monday:	1-0
On Tuesday:	3-1
On Wednesday:	6-2
On Thursday:	2-0
On Friday:	5-4
On Saturday:	8-2
Double-Figure Scoring Games (153): Boum (33), Jones (32), Nunge (28), Kunkel (20), Freemantle (18), Hunter (15), Claude (5), Tandy (1), Craft (1)	
Double-Figure Rebounding Games (24): Nunge (11), Freemantle (9), Jones (2), Hunter (1), Boum (1)	
20-Point + Scoring Games (33): Boum (14), Jones (7), Nunge (6), Freemantle (3), Kunkel (2), Hunter (1)	
30-Point + Scoring Games (2): Boum (1), Freemantle (1)	
Double-Doubles (23): Nunge (12), Freemantle (8), Jones (2), Boum (1)	
*Triple-Doubles (1): Freemantle (1)	
*Also counts as a double-double	

LAST TIME THAT...

Xavier scored 80-89 points: XU 84, Pittsburgh 73 in NCAA Tournament (3-19-23)

Opponent scored 80-89 points: Texas 83, XU 71 in NCAA Tournament (3-24-23)

Xavier scored 90-99 points: XU 94, Providence 89 at PC (3-1-23)

Opponent scored 90-99 points: Providence 99, XU 92 (3OT) at PC (2-23-22)

Xavier scored 100 points or more: XU 102, Georgetown 89 at GU (12-16-22)

Opponent scored 100 points or more: Arizona State 102, XU 86 in Las Vegas Inv. (11-24-17)

Xavier scored 60 points or less: Marquette 65, XU 51 at Madison Square Garden (3-11-23)

Opponent scored 60 points or less: XU 96, Ball State 50 at CC (12-8-21)

Xavier scored 50 points or less: Cincinnati 62, XU 47 at UC (12-8-18)

Opponent scored 50 points or less: XU 96, Ball State 50 at CC (12-8-21)

Xavier scored 40 points or less: Temple 59, XU 40 at TU (1-25-00)

Opponent scored 40 points or less: XU 65, Delaware State 33 at CC (12-28-07)

Xavier won by 10-19 points: XU 84, Pittsburgh 73 in NCAA Tournament (3-19-23)

Opponent won by 10-19 points: Texas 83, XU 71 in NCAA Tournament (3-24-23)

Xavier won by 20-29 points: XU 82, Creighton 60 at Madison Square Garden (3-10-23)

Opponent won by 20-29 points: Marquette 85, XU 65 at MU (1-15-20)

Xavier won by 30 points or more: XU 95, Southeastern La. 63 at CC (11-30-22)

Opponent won by 30 points or more: Villanova 95, XU 64 at VU (12-31-15)

Xavier scored 50 or more in the first half: 50 vs. Morgan State at CC (11-7-22)

Opponent scored 50 or more in the first half: 51 by Villanova at CC (2-17-18)

Xavier scored 50 or more in second half: 53 vs. Providence at PC (3-1-23)

Opponent scored 50 or more in the second half: 55 by UConn at UConn (1-25-23)

Xavier scored 25 or less in the first half: 25 vs. Texas in NCAA Tournament (3-24-23)

Opponent scored 25 or less in the first half: 21 by Seton Hall at SHU (2-24-23)

Xavier scored 25 or less in second half: 20 vs. Villanova at VU (12-21-21)

Opponent scored 25 or less in the second half: 24 by Kennesaw State in NCAA First Round (3-17-23)

Xavier played an overtime game: XU 85, Providence 83 (OT) at CC (2-1-23)

Xavier played more than one overtime: Providence 99, XU 92 (3OT) at PC (2-23-22)

Xavier won an overtime game: XU 85, Providence 83 (OT) at CC (2-1-23)

Opponent won an overtime game: Butler 89, XU 82 (OT) at MSG (3-9-22)

Xavier shot 60 percent or more from the field: 60.3 (41-68) vs. Georgetown at GU (12-16-22)

Opponent shot 60 percent from the field: 61.4 (35-57) by DePaul at Madison Square Garden (3-9-23)

Xavier shot 50 pct. or more: 53.8 (28-52) vs. Butler at CC (3-4-23)

Opponent shot 50 percent or more: 52.5 (32-61) by Texas in NCAA Tournament (3-24-23)

Xavier shot 35 pct. or worse: 34.4 (21-61) vs. Marquette at Madison Square Garden (3-11-23)

Opponent shot 35 percent or worse: 32.8 (21-64) by Florida at CC (3-20-22)

Xavier made 40 or more field goals: 43-71 vs. Oakland at CC (11-25-20)

Opponent made 40 or more field goals: 48-81 by Kansas in Great Alaska Shootout (11-26-99)

Xavier made 30 or more free throws: 31-41 vs. Georgetown at CC (2-3-18)

Opponent made 30 or more free throws: 33-38 by Butler at BU (1-14-17)

Xavier made 20-29 free throws: 22-30 vs. Kennesaw State in NCAA First Round (3-17-23)

Opponent made 20-29 free throws: 26-34 by Providence at PC (3-1-23)

Xavier made 10 or more 3-Pt. FG: 10-20 vs. Providence at PC (3-1-23)

Opponent made 10 or more 3-Pt. FG: 11-22 by Providence at PC (3-1-23)

Xavier had 50 or more rebounds: 51 vs. Ball State at CC (12-8-21)

Opponent had 50 or more rebounds: 51 by Dayton at CC (1-16-10)

Xavier had 25 or more assists: 26 vs. St. John's at CC (2-4-23)

Opponent had 25 or more assists: 25 by Villanova at CC (2-17-18)

Xavier had 15 or more steals: 16 vs. Cleveland State at CC (3-15-22)

Opponent had 15 or more steals: 11 by Cincinnati at CC (12-2-17)

Xavier had 10 or more blocked shots: 10 vs. Texas Southern in NCAA Tournament (3-16-18)

Opponent had 10 or more blocked shots: 18 by Morgan State at CC (11-7-22)

Xavier had 15 or more turnovers: 17 vs. Marquette at MU (2-15-23)

Opponent had 15 or more turnovers: 15 by DePaul at CC (2-18-23)

Musketeeer scored 20-29 pts.: 21 by Adam Kunkel vs. Texas in NCAA Tournament (3-24-23)

Two or more Musketeeer players with 20+ points in one game: 23 by Jack Nunge and 22 by Colby Jones vs. DePaul at Madison Square Garden (3-9-23)

Opponent scored 20-29 pts.: 20 by Tyler Kolek of Marquette at Madison Square Garden (3-11-23)

Musketeeer scored 30-39 points: 33 by Souley Boum vs. Providence at PC (3-1-23)

Opponent scored 30-39 points in a game: 37 by Primo Spears of Georgetown at CC (1-21-23)

Musketeeer scored 40+ points in a game: 40 by Trevon Bluiett vs. Cincinnati at Cincinnati (1-26-17)

Opponent scored 40+ points in a game: 40 by Tra Holder of Arizona State in Las Vegas Inv. (11-24-17)

Musketeeer grabbed 15 + reb.: 15 by Jack Nunge vs. Cincinnati at CC (12-11-21)

Musketeeer had 10 + assists: 10 by Zach Freemantle vs. Fairfield at CC (11-15-22)

Musketeeer had 5 or more steals: 5 by Souley Boum vs. Morgan State at CC (11-7-22)

Musketeeer had 5 or more blocks: 5 by Jack Nunge vs. Butler at CC (2-2-22)

Double-double (pts.-ast.): Zach Freemantle with 15 points, 13 rebounds and 10 assists vs. Fairfield at CC (11-15-22); before that? Quentin Goodin with 16 points and 10 assists vs. Eastern Kentucky at CC (12-15-18)

Double-double (pts.-reb.): Jack Nunge with 15 points and 11 rebounds vs. Texas in NCAA Tournament (3-24-23)

Two Musketeeer players with double-doubles in one game: Zach Freemantle with 18 points and 12 rebounds and Jack Nunge with 16 points and 13 rebounds at DePaul (1-18-23)

Triple-double (pts.-reb.-ast.): Zach Freemantle with 15 points, 13 rebounds and 10 assists vs. Fairfield at CC (11-15-22)

Five Musketeeers scored in double figures: 5 vs. St. John's at CC (2-4-23)

Six Musketeeers scored in double figures: 6 vs. Pittsburgh in NCAA Tournament (3-19-23)

Seven Musketeeers scored in double figures: 7 vs. Fairleigh Dickinson at CC (11-9-12)

2022-23 BIG EAST STAT LEADERS

Team	Conference	H	A	Overall	H	A	N
Marquette	17-3	10-0	7-3	29-7	16-1	9-4	4-2
Xavier	15-5	9-1	6-4	27-10	15-2	7-4	5-4
Creighton	14-6	9-1	5-5	24-13	13-2	5-6	6-5
Connecticut	13-7	8-2	5-5	31-8	15-2	6-5	10-1
Providence	13-7	8-2	5-5	21-12	15-2	6-6	0-4
Villanova	10-10	6-4	4-6	17-17	10-4	5-9	2-4
Seton Hall	10-10	5-5	5-5	17-16	10-6	6-7	1-3
St. John's	7-13	4-6	3-7	18-15	12-6	3-9	3-0
Butler	6-14	4-6	2-8	14-18	10-6	3-10	1-2
DePaul	3-17	3-7	0-10	10-23	7-8	2-12	1-3
Georgetown	2-18	1-9	1-9	7-25	5-12	1-11	1-2

To be ranked, a player must appear in at least 75.0% of their team's games.

SCORING	Cl	G	FG	3FG	FT	Pts	Avg.
1. Sanogo, Adama - UConn	Jr.	39	277	19	98	671	17.2
2. Boum, Souley - XU	Sr.	37	186	78	155	605	16.4
3. Hawkins, Jordan - UConn	So.	37	182	109	125	598	16.2
4. Spears, Primo - GU	So.	32	194	27	96	511	16.0
5. Kalkbrenner, Ryan - CU	Jr.	34	219	6	97	541	15.9
6. Gibson, Umoja - DPU	Sr.	33	168	89	98	523	15.8
7. Hopkins, Bryce - PC	So.	33	174	28	145	521	15.8
8. Dixon, Eric - VU	Sr.	34	190	42	103	525	15.4
9. Soriano, Joel - SJU	Sr.	33	188	0	127	503	15.2
10. Jones, Kam - MU	So.	36	201	100	40	542	15.1
11. Jones, Colby - XU	Jr.	36	207	45	81	540	15.0
12. Johnson, Javan - DPU	Sr.	33	171	82	46	470	14.2
13. Daniels, Caleb - VU	Sr.	34	158	75	91	482	14.2
14. Nunge, Jack - XU	Sr.	37	200	40	84	524	14.2
15. Murray, Brandon - GU	So.	27	138	35	59	370	13.7
16. Alexander, Trey - CU	So.	37	169	66	98	502	13.6
17. Crowell, Ed - PC	Sr.	33	172	1	93	438	13.3
18. Jones, David - SJU	Jr.	31	158	42	51	409	13.2
19. Carter, Devin - PC	So.	33	141	35	113	430	13.0
20. Kolek, Tyler - MU	Jr.	36	165	47	89	466	12.9
21. Taylor, Jayden - BU	So.	32	135	45	97	412	12.9
22. Scheierman, Baylor - CU	Jr.	37	161	87	63	472	12.8
23. Dawes, Al-Amir - SJU	Sr.	33	138	78	62	416	12.6
24. Whitmore, Cam - VU	Fr.	26	122	37	45	326	12.5
25. Prosper, Olivier-Maxe - MU	Jr.	36	150	39	111	450	12.5
26. Nembhard, Ryan - CU	So.	37	161	53	74	449	12.1
27. Kaluma, Arthur - CU	So.	37	146	41	103	436	11.8
28. Lukosius, Simas - BU	So.	32	132	59	48	371	11.6
29. Bates, Manny - BU	Sr.	26	130	0	41	301	11.6
30. Ighodaro, Oso - MU	Jr.	36	186	0	40	412	11.4

FIELD GOAL PCT (5 FGM/GAME)	Cl	G	FGM	FGA	Pct.
1. Kalkbrenner, Ryan - CU	Jr.	34	219	315	.695
2. Ighodaro, Oso - MU	Jr.	36	186	282	.660
3. Bates, Manny - BU	Sr.	26	130	210	.619
4. Crowell, Ed - PC	Sr.	33	172	281	.612
5. Sanogo, Adama - UConn	Jr.	39	277	457	.606
6. Hunter, Jerome - XU	Sr.	37	115	200	.575
7. Soriano, Joel - SJU	Sr.	33	188	334	.563
8. Samuel, Tyrese - SJU	Sr.	33	138	251	.550
9. Nelson, Da'Sean - DPU	Jr.	32	122	231	.528
10. Ndefo, KC - SHU	Sr.	33	104	198	.525
11. Nunge, Jack - XU	Sr.	37	200	388	.515
12. Prosper, Olivier-Maxe - MU	Jr.	36	150	293	.512
13. Wahab, Qudus - GU	Sr.	29	97	190	.511
14. Jones, Colby - XU	Jr.	36	207	407	.509
15. Dixon, Eric - VU	Sr.	34	190	386	.492

BLOCKED SHOTS	Cl	G	No.	Avg/G
1. Kalkbrenner, Ryan - CU	Jr.	34	72	2.1
2. Akok, Akok - GU	Jr.	31	62	2.0
3. Bates, Manny - BU	Sr.	26	49	1.9
4. Ndefo, KC - SHU	Sr.	33	62	1.9
5. Clingan, Donovan - UConn	Fr.	39	70	1.8
6. Ighodaro, Oso - MU	Jr.	36	54	1.5
7. Soriano, Joel - SJU	Sr.	33	47	1.4
8. Moore, Clifton - PC	Sr.	33	39	1.2
9. Nunge, Jack - XU	Sr.	37	43	1.2
10. Carter, Devin - PC	So.	33	35	1.1
11. Penn, Eral - DPU	Sr.	33	32	1.0
12. Crowell, Ed - PC	Sr.	33	30	0.9
13. Johnson, Javan - DPU	Sr.	33	29	0.9
14. Sanogo, Adama - UConn	Jr.	39	32	0.8
15. Samuel, Tyrese - SHU	Sr.	33	26	0.8

REBOUNDING	Cl	G	Off	Def	Total	Avg.
1. Soriano, Joel - SJU	Sr.	33	144	249	393	11.9
2. Hopkins, Bryce - PC	So.	33	53	226	279	8.5
3. Scheierman, Baylor - CU	Jr.	37	35	271	306	8.3
4. Nunge, Jack - XU	Sr.	37	103	186	289	7.8
5. Sanogo, Adama - UConn	Jr.	39	102	197	299	7.7
6. Crowell, Ed - PC	Sr.	33	127	120	247	7.5
7. Wahab, Qudus - GU	Sr.	29	81	125	206	7.1
8. Jones, Davis - SJU	Jr.	31	72	139	211	6.8
9. Penn, Eral - DPU	Sr.	33	79	144	223	6.8
10. Dixon, Eric - VU	Sr.	34	80	144	224	6.6
11. Jackson Jr., Andre - UConn	Jr.	36	67	156	223	6.2
12. Akok, Akok - GU	Jr.	31	42	150	192	6.2
13. Kalkbrenner, Ryan - CU	Jr.	34	85	123	208	6.1
14. Kaluma, Arthur - CU	So.	37	60	162	222	6.0
15. Ighodaro, Oso - MU	Jr.	36	67	147	214	5.9
16. Samuel, Tyrese - SHU	Sr.	33	73	122	195	5.9
17. Jones, Colby - XU	Jr.	36	45	161	206	5.7
18. Clingan, Donovan - UConn	Fr.	39	86	134	220	5.6
19. Bates, Manny - BU	Sr.	26	34	110	144	5.5
20. Whitmore, Cam - VU	Fr.	26	21	117	138	5.3

ASSISTS	Cl	G	No.	Avg.
1. Kolek, Tyler - MU	Jr.	36	270	7.5
2. Spears, Primo - GU	So.	32	169	5.3
3. Nembhard, Ryan - CU	So.	37	177	4.8
4. Newton, Tristen - UConn	Sr.	39	185	4.7
5. Jackson Jr., Andre - UConn	Jr.	36	169	4.7
6. Gibson, Umoja - DPU	Sr.	33	154	4.7
7. Jones, Colby - XU	Jr.	36	158	4.4
8. Curbelo, Andre - SJU	Jr.	26	113	4.3
9. Bynum, Jared - PC	Sr.	29	125	4.3
10. Boum, Souley, XU	Sr.	37	158	4.3
11. Alexander, Posh - SJU	Jr.	30	125	4.2
12. Richmond, Kadary - SJU	Jr.	27	110	4.1
13. Ighodaro, Oso - MU	Jr.	36	119	3.3
14. Scheierman, Baylor - CU	Jr.	37	121	3.3
15. Murray, Brandon - GU	So.	27	87	3.2

FREE THROW PCT (2.5 FTM/GAME)	Cl	G	FTM	FTA	Pct.
1. Slater, Brandon - VU	Sr.	34	89	97	.918
2. Hawkins, Jordan - UConn	So.	37	125	141	.887
3. Boum, Souley - XU	Sr.	37	155	178	.871
4. Nembhard, Ryan - CU	So.	37	74	85	.871
5. Gibson, Umoja - DPU	Sr.	33	98	113	.867
6. Daniels, Caleb - VU	Sr.	34	91	106	.858
7. Harris, Chuch - BU	Jr.	29	58	68	.853
8. Bynum, Jared - PC	Sr.	29	59	71	.831
9. Alexander, Trey - CU	So.	37	98	119	.824
10. Newton, Tristen - UConn	Sr.	39	133	163	.816
11. Kolek, Tyler - MU	Jr.	36	89	111	.802
12. Kalkbrenner, Ryan - CU	Jr.	34	97	122	.795
13. Spears, Primo - GU	So.	32	96	121	.793
14. Dixon, Eric - VU	Sr.	34	103	130	.792
15. Taylor, Jayden - BU	So.	32	97	126	.770

3 - POINT FG PER GAME	Cl	G	3FG	3/GAME
1. Hawkins, Jordan - UConn	So.	37	109	2.9
2. Jones, Kam - MU	So.	36	100	2.8
3. Gibson, Umoja - DPU	Sr.	33	89	2.7
4. Johnson, Javan - DPU	Sr.	33	82	2.5
5. Dawes, Al-Amir - SHU	Sr.	33	78	2.4
6. Scheierman, Baylor - CU	Jr.	37	87	2.4
7. Daniels, Caleb - VU	Sr.	34	75	2.2
8. Locke, Noah - PC	Sr.	33	72	2.2
9. Boum, Souley - XU	Sr.	37	78	2.1
10. Kunkel, Adam - XU	Sr.	35	68	1.9
11. Joplín, David - MU	So.	36	67	1.9
12. Lukosius, Simas - BU	So.	32	59	1.8
13. Alexander, Trey - CU	So.	37	66	1.8
14. Karaban, Alex - UConn	Fr.	39	66	1.7
15. Nembhard, Ryan - CU	So.	37	53	1.4

Game 1 vs. Morgan State

Official Basketball Box Score -- Game Totals -- Final Statistics
Morgan St. vs Xavier
 11/07/22 7:30 pm at Cincinnati, OH

Morgan St. 73 • 0-1, 0-0 MEAC

#	Player	Total			3-Ptr			Rebounds			PF	TP	A	TO	Blk	Stl	Min
		FG	FGA	FT	FTA	Off	Def	Tot									
01	Khalil Turner	0-2	0-0	0-0	1	3	4	4	0	1	0	1	0	0	1	16	
02	Lewis Djonkam	2-4	0-0	0-0	1	0	1	5	4	0	2	0	0	1	11		
05	Isaiah Burke	5-12	2-6	4-4	1	0	1	3	16	2	3	1	4	28			
11	Malik Miller	1-9	0-1	1-2	3	4	7	3	3	3	0	3	27				
23	David McCullough	6-9	0-0	4-4	3	0	3	3	16	2	2	0	3	28			
00	Kamron Hobbs	4-11	2-4	4-5	2	2	4	3	14	3	4	0	4	28			
10	Will Thomas	4-10	0-1	1-3	0	1	1	0	9	1	1	0	0	20			
22	Collin Nnamene	0-2	0-0	0-0	2	0	2	2	0	0	2	2	0	13			
22	Kevon Wiggins	2-5	0-1	1-2	1	0	1	1	5	0	0	0	0	11			
31	Ty Horner	2-6	1-4	1-2	1	1	2	4	6	0	0	0	1	18			
	Team				2	1	3										
Totals		26-70	5-17	16-22	17	12	29	28	73	11	18	3	17	200			

FG % 1st Half: 11-37 29.7% 2nd half: 15-33 45.5% Game: 26-70 37.1%
 3FG % 1st Half: 2-9 22.2% 2nd half: 3-8 37.5% Game: 5-17 29.4%
 FT % 1st Half: 2-3 66.7% 2nd half: 14-19 73.7% Game: 16-22 72.7%

Xavier 96 • 1-0, 0-0 BE

#	Player	Total			3-Ptr			Rebounds			PF	TP	A	TO	Blk	Stl	Min
		FG	FGA	FT	FTA	Off	Def	Tot									
24	Jack Nunge	5-9	0-2	6-6	2	6	8	1	16	2	4	3	1	21			
32	Zach Freemantle	5-8	0-0	4-6	1	6	7	2	14	3	1	1	0	25			
00	Souley Boum	6-9	4-6	7-8	0	2	2	23	2	2	0	5	29				
03	Colby Jones	3-8	0-1	9-12	3	3	6	1	15	9	4	3	27				
15	KyKy Tandy	1-5	0-2	0-0	2	0	2	2	3	2	1	3	27				
01	Desmond Claude	1-4	0-0	0-0	0	1	1	4	2	2	4	0	18				
02	Jerome Hunter	5-7	0-0	1-1	5	4	9	4	11	2	0	2	17				
04	Cesare Edwards	1-2	0-1	0-0	0	1	1	2	2	0	0	0	4				
05	Adam Kunkel	2-2	1-1	0-0	0	0	0	1	5	1	0	0	11				
12	Kam Craft	3-5	0-1	0-0	3	3	6	1	6	0	3	0	14				
22	Dionte Miles	0-1	0-0	0-3	1	0	1	0	0	0	0	0	4				
34	Elijah Tucker	0-2	0-0	0-0	0	0	0	0	0	0	0	0	3				
	Team				1	3	4										
Totals		32-62	5-14	27-36	18	29	47	20	96	24	20	10	15	200			

FG % 1st Half: 13-25 52.0% 2nd half: 19-37 51.4% Game: 32-62 51.6%
 3FG % 1st Half: 3-7 42.9% 2nd half: 2-7 28.6% Game: 5-14 35.7%
 FT % 1st Half: 21-24 87.5% 2nd half: 6-12 50.0% Game: 27-36 75.0%

Officials: Mike Palau, Matt Potter, James Breeding
 Technical fouls: Morgan St.-None. Xavier-None.
 Attendance: 10224

Score by periods	1st	2nd	Total
Morgan St.	26	47	73
Xavier	50	46	96

MORGAN led for 00:00. XU led for 00:00. Game was tied for 00:00.

Score tied - 0 times.
 Lead changed - 0 times.

Game 3 vs. Fairfield

Official Basketball Box Score -- Game Totals -- Final Statistics
Fairfield vs Xavier
 11/15/22 9:00 pm at Cincinnati, OH

Fairfield 65 • 0-3, 0-0 MAAC

#	Player	Total			3-Ptr			Rebounds			PF	TP	A	TO	Blk	Stl	Min
		FG	FGA	FT	FTA	Off	Def	Tot									
05	Supreme Cook	8-11	0-0	3-3	1	2	3	2	19	0	2	1	1	25			
10	Allan Jeanne-Rose	1-3	0-1	5-6	1	1	2	2	7	2	4	0	1	22			
11	Makai Willis	0-2	0-1	0-0	0	3	3	2	0	2	0	0	1	12			
00	Caleb Fields	5-10	3-5	1-2	1	3	4	2	14	4	1	0	2	38			
33	TJ Long	3-13	1-6	1-1	1	3	4	0	8	2	2	1	2	30			
01	Chris Maidoh	1-1	0-0	0-1	1	2	3	2	2	2	1	0	2	15			
03	Jalen Leach	0-3	0-1	4-4	0	3	3	1	4	0	1	0	0	16			
12	Jack Mullally	0-0	0-0	0-0	0	0	0	0	0	0	0	0	0	1			
14	James Johns Jr.	1-7	1-3	0-0	1	2	3	3	2	1	0	1	1	17			
20	Zach Crisler	3-11	2-7	0-0	0	2	2	4	8	0	0	0	1	24			
	Team				3	1	4										
Totals		22-61	7-24	14-17	9	21	30	18	65	14	14	2	11	200			

FG % 1st Half: 12-28 42.9% 2nd half: 10-33 30.3% Game: 22-61 36.1%
 3FG % 1st Half: 4-11 36.4% 2nd half: 2-12 16.7% Game: 7-24 29.2%
 FT % 1st Half: 8-10 80.0% 2nd half: 6-7 85.7% Game: 14-17 82.4%

Xavier 78 • 3-0, 0-0 BE

#	Player	Total			3-Ptr			Rebounds			PF	TP	A	TO	Blk	Stl	Min
		FG	FGA	FT	FTA	Off	Def	Tot									
24	Jack Nunge	8-11	3-3	4-10	4	3	7	3	23	2	1	3	1	30			
32	Zach Freemantle	6-13	0-1	3-4	3	10	13	3	15	10	6	2	0	39			
00	Souley Boum	4-9	0-2	3-3	0	7	7	1	11	5	1	0	0	36			
05	Adam Kunkel	8-13	4-8	1-0	0	1	1	2	21	2	2	0	2	33			
15	KyKy Tandy	1-4	0-0	0-0	0	1	1	4	2	3	0	0	0	18			
01	Desmond Claude	3-5	0-0	0-2	0	0	0	1	6	1	3	0	3	21			
02	Jerome Hunter	0-1	0-0	0-0	1	1	2	3	0	0	2	1	0	7			
12	Kam Craft	0-1	0-0	0-0	2	3	5	0	0	0	2	1	0	12			
22	Dionte Miles	0-0	0-0	0-0	0	0	0	1	0	0	0	1	0	4			
	Team				0	3	3										
Totals		30-57	7-16	11-20	10	29	39	18	78	23	17	8	6	200			

FG % 1st Half: 14-33 42.4% 2nd half: 16-24 66.7% Game: 30-57 52.6%
 3FG % 1st Half: 4-11 36.4% 2nd half: 3-5 60.0% Game: 7-16 43.8%
 FT % 1st Half: 3-5 60.0% 2nd half: 8-15 53.3% Game: 11-20 55.0%

Officials: JD Ralls, Brent Hampton, Matt Potter
 Technical fouls: Fairfield-None. Xavier-None.
 Attendance: 9624

Score by periods	1st	2nd	Total
Fairfield	37	28	65
Xavier	35	43	78

Last FG - FAIRF 2nd-02:44, XU 2nd-00:08.
 Largest lead - FAIRF by 10 1st-14:47, XU by 15 2nd-00:08.
 FAIRF led for 21:39. XU led for 17:39. Game was tied for 00:42.

Score tied - 1 time.
 Lead changed - 5 times.

Game 2 vs. Montana

Official Basketball Box Score -- Game Totals -- Final Statistics
Montana vs Xavier
 11/11/22 8:00 pm at Cincinnati, OH

Montana 64 • 0-2, 0-0 Big Sky

#	Player	Total			3-Ptr			Rebounds			PF	TP	A	TO	Blk	Stl	Min
		FG	FGA	FT	FTA	Off	Def	Tot									
13	Josh Bannan	4-11	1-1	3-4	3	4	7	2	12	5	2	0	2	31			
24	Dischon Thomas	5-10	2-3	3-3	4	1	5	3	15	0	2	0	0	28			
01	Lonnell Martin	5-9	3-6	0-1	0	2	2	1	13	1	2	0	2	32			
11	Aanen Moody	2-5	1-4	0-0	0	1	1	2	5	1	1	0	1	23			
12	Brandon Whitney	3-8	1-2	1-1	1	1	2	2	8	4	5	1	1	29			
03	Josh Vazquez	3-6	1-2	0-0	0	0	0	0	7	0	1	0	0	14			
05	Jaxon Nap	0-1	0-0	2-2	0	0	0	0	2	0	1	0	0	8			
20	Jonathan Brown	1-2	0-1	0-0	0	2	2	1	2	1	0	0	0	10			
21	Laolu Oke	0-0	0-0	0-2	0	2	2	3	0	0	0	0	0	11			
23	Mack Anderson	0-0	0-0	0-0	0	1	1	3	0	1	0	1	1	14			
	Team				1	1	2										
Totals		23-52	9-19	9-13	9	15	24	17	64	13	16	2	7	200			

FG % 1st Half: 14-29 48.3% 2nd half: 9-23 39.1% Game: 23-52 44.2%
 3FG % 1st Half: 6-11 54.5% 2nd half: 3-8 37.5% Game: 9-19 47.4%
 FT % 1st Half: 3-4 75.0% 2nd half: 6-9 66.7% Game: 9-13 69.2%

Xavier 86 • 2-0, 0-0 BE

#	Player	Total			3-Ptr			Rebounds			PF	TP	A	TO	Blk	Stl	Min
		FG	FGA	FT	FTA	Off	Def	Tot									
24	Jack Nunge	5-8	2-3	4-4	0	4	4	0	15	2	0	0	0	23			
32	Zach Freemantle	8-11	0-0	2-4	0	3	3	0	18	4	2	2	4	31			
00	Souley Boum	3-4	1-1	0-0	0	1	1	1	7	5	2	0	0	25			
03	Colby Jones	3-6	0-0	6-6	1	1	2	2	12	5	1	0	0	27			
15	KyKy Tandy	4-6	4-5	2-2	0	4	4	2	14	1	1	0	1	23			
01	Desmond Claude	3-5	0-1	1-1	0	2	2	3	7	3	0	0	1	20			
02	Jerome Hunter	0-0	0-0	0-0	0	1	1	4	0	1	2	0	0	9			

Game 5 vs. Florida (Phil Knight Legacy Tournament)

Official Basketball Box Score - Game Totals - Final Statistics
Florida vs Xavier
11/24/22 2:30 pm at Portland, OR

Florida 83 • 3-2, 0-0 SEC

#	Player	Total			3-Ptr			Rebounds		PF	TP	A	TO	Blk	Stl	Min
		FG-FGA	FG-FGA	FT-FTA	Off	Def	Off	Def								
01	CJ Felder	f	3-5	1-3	0-0	1	6	7	5	7	2	3	0	0	23	
12	Colin Castleton	f	5-14	0-1	1-2	6	4	10	3	11	4	3	4	1	32	
02	Trey Bonham	g	9-19	2-7	3-6	1	2	3	2	23	2	1	0	2	29	
05	Will Richard	g	7-12	4-8	0-0	1	6	7	3	18	0	1	0	3	33	
11	Kyle Lofton	g	2-10	0-3	0-0	0	2	2	4	4	6	1	1	0	28	
00	Myreon Jones	g	2-3	0-1	0-0	0	0	0	0	4	1	1	0	0	10	
03	Alex Fudge	g	1-4	0-1	0-0	0	0	0	1	2	1	1	0	2	13	
24	Riley Kugel	g	5-11	2-3	0-0	2	1	3	1	12	1	0	0	0	19	
33	Jason Jitoboh	g	1-1	0-0	0-0	2	1	3	1	2	2	0	0	0	13	
	Team					1	0	1								
Totals			35-79	9-27	4-8	14	22	36	20	83	19	11	5	9	200	

FG % 1st Half: 16-32 50.0% 2nd half: 19-47 40.4% Game: 35-79 44.3% Deadball Rebounds 1
3FG % 1st Half: 4-12 33.3% 2nd half: 5-15 33.3% Game: 9-27 33.3%
FT % 1st Half: 2-4 50.0% 2nd half: 2-4 50.0% Game: 4-8 50.0%

Xavier 90 • 4-1, 0-0 BE

#	Player	Total			3-Ptr			Rebounds		PF	TP	A	TO	Blk	Stl	Min
		FG-FGA	FG-FGA	FT-FTA	Off	Def	Off	Def								
24	Jack Nunge	f	6-9	2-3	2-5	3	6	9	1	16	2	2	2	1	32	
32	Zach Freemantle	f	5-5	1-1	3-4	0	11	11	1	14	2	7	2	0	35	
00	Souley Boum	g	7-14	1-5	7-8	0	5	5	1	22	6	2	0	2	33	
03	Colby Jones	g	8-12	4-5	2-2	1	4	5	0	22	4	2	0	2	37	
05	Adam Kunkel	g	5-10	1-4	0-0	0	2	2	3	11	5	1	0	1	31	
01	Desmond Claude	g	1-4	1-1	0-1	0	2	2	1	3	0	1	0	0	7	
02	Jerome Hunter	g	0-2	0-0	0-0	2	0	2	0	0	0	0	0	0	4	
15	KyKy Tandy	g	0-2	0-1	0-0	0	1	1	0	0	0	0	0	0	15	
22	Dionte Miles	g	1-1	0-0	0-0	0	0	0	2	2	0	0	0	0	6	
	Team					3	2	5								
Totals			33-59	10-20	14-20	9	33	42	11	90	19	15	4	6	200	

FG % 1st Half: 16-27 59.3% 2nd half: 17-32 53.1% Game: 33-59 55.9% Deadball Rebounds 1
3FG % 1st Half: 4-9 44.4% 2nd half: 6-11 54.5% Game: 10-20 50.0%
FT % 1st Half: 6-9 66.7% 2nd half: 8-11 72.7% Game: 14-20 70.0%

Officials: Jose Carrion,Nathan Farrell,Don Daily
Technical fouls: Florida-None. Xavier-None.
Attendance: 4465

Score by periods	1st	2nd	Total
Florida	36	45	83
Xavier	42	48	90

Points	In	Off	2nd	Fast	Bench
UF	Paint	T/O	Chance	Break	
UF	46	16	13	11	20
XU	44	20	6	21	5

Last FG - UF 2nd-00:01, XU 2nd-01:38.
Largest lead - UF by 5 1st-18:17, XU by 11 2nd-08:10.
UF led for 11:21. XU led for 25:17. Game was tied for 03:22.

Score tied - 8 times.
Lead changed - 11 times.

Game 6 vs. Duke (Phil Knight Legacy Tournament)

Official Basketball Box Score - Game Totals - Final Statistics
Duke vs Xavier
11/25/22 12:30 pm at Portland, OR

Duke 71 • 6-1, 0-0 ACC

#	Player	Total			3-Ptr			Rebounds		PF	TP	A	TO	Blk	Stl	Min
		FG-FGA	FG-FGA	FT-FTA	Off	Def	Off	Def								
25	Mark Mitchell	f	6-11	1-2	3-4	1	4	5	0	16	0	0	1	0	31	
01	Derek Lively II	c	1-2	0-0	0-4	1	3	4	2	0	1	2	1	1	16	
30	Kyle Filipowski	c	4-10	1-2	3-4	0	4	4	2	12	1	2	1	4	33	
03	Jeremy Proach	g	9-15	2-4	1-2	0	4	4	2	21	5	1	0	2	36	
05	Tyrese Roach	g	0-2	0-1	0-0	0	1	1	2	0	2	2	0	0	18	
00	Darri Whitehead	g	2-3	1-1	0-0	0	2	2	5	0	2	0	1	0	10	
02	Jaylen Blakes	g	1-5	0-1	3-3	0	2	2	1	5	1	1	0	1	25	
13	Jacob Grandison	g	1-1	0-0	0-0	1	0	1	0	2	0	0	0	0	10	
15	Ryan Young	g	3-5	0-0	2-2	5	1	6	4	8	0	2	0	0	21	
	Team					1	3	4								
Totals			27-54	5-11	12-19	9	24	33	17	71	9	11	4	9	200	

FG % 1st Half: 14-25 56.0% 2nd half: 13-29 44.8% Game: 27-54 50.0% Deadball Rebounds 2
3FG % 1st Half: 4-5 80.0% 2nd half: 1-6 16.7% Game: 5-11 45.5%
FT % 1st Half: 8-12 66.7% 2nd half: 4-7 57.1% Game: 12-19 63.2%

Xavier 64 • 4-2, 0-0 BE

#	Player	Total			3-Ptr			Rebounds		PF	TP	A	TO	Blk	Stl	Min
		FG-FGA	FG-FGA	FT-FTA	Off	Def	Off	Def								
24	Jack Nunge	f	1-13	1-6	2-2	2	3	5	2	5	1	2	0	2	33	
32	Zach Freemantle	f	2-6	0-0	0-1	2	3	5	3	4	1	3	0	0	19	
00	Souley Boum	g	5-8	1-2	12-12	0	1	1	2	23	2	3	0	1	37	
03	Colby Jones	g	4-9	2-2	0-0	2	5	7	2	10	4	2	0	1	39	
05	Adam Kunkel	g	4-8	1-3	3-3	0	4	4	4	12	1	2	0	1	17	
01	Desmond Claude	g	2-2	1-1	0-0	0	4	4	2	5	0	2	0	0	24	
02	Jerome Hunter	g	1-1	0-0	0-1	2	0	2	1	2	0	0	0	0	7	
12	Kam Craft	g	0-0	0-0	0-0	0	0	0	0	0	0	0	0	0	1	
15	KyKy Tandy	g	1-5	1-3	0-0	0	0	1	3	0	1	0	1	0	18	
22	Dionte Miles	g	0-0	0-0	0-0	0	1	1	1	0	0	0	0	0	5	
	Team					2	1	3								
Totals			20-52	7-17	17-19	10	22	32	18	64	9	15	0	5	200	

FG % 1st Half: 10-27 37.0% 2nd half: 10-25 40.0% Game: 20-52 38.5% Deadball Rebounds 0.1
3FG % 1st Half: 5-12 41.7% 2nd half: 2-5 40.0% Game: 7-17 41.2%
FT % 1st Half: 9-9 100.0 2nd half: 8-10 80.0% Game: 17-19 89.5%

Officials: Justin Porterfield,Kelly Pfeifer,Jeff Clark
Technical fouls: Duke-None. Xavier-None.
Attendance:

Score by periods	1st	2nd	Total
Duke	40	31	71
Xavier	34	30	64

Points	In	Off	2nd	Fast	Bench
DU	Paint	T/O	Chance	Break	
DU	34	12	12	12	20
XU	24	18	4	9	10

Last FG - DU 2nd-02:45, XU 2nd-05:51.
Largest lead - DU by 13 2nd-17:51, XU by 4 1st-07:03.
DU led for 36:09. XU led for 01:57. Game was tied for 01:54.

Score tied - 2 times.
Lead changed - 3 times.

Game 7 vs. Gonzaga (Phil Knight Legacy Tournament)

Official Basketball Box Score - Game Totals - Final Statistics
Xavier vs Gonzaga
11/27/22 4:30 pm at Portland, OR

Xavier 84 • 4-3, 0-0 BE

#	Player	Total			3-Ptr			Rebounds		PF	TP	A	TO	Blk	Stl	Min
		FG-FGA	FG-FGA	FT-FTA	Off	Def	Off	Def								
24	Jack Nunge	f	11-16	2-4	1-1	2	4	6	1	25	2	1	1	1	33	
32	Zach Freemantle	f	6-12	0-0	2-2	0	4	4	1	14	0	1	2	0	23	
00	Souley Boum	g	4-11	2-3	0-0	1	6	7	4	10	3	2	0	0	38	
03	Colby Jones	g	8-15	3-3	3-3	2	5	7	3	22	7	2	0	1	37	
15	KyKy Tandy	g	2-7	1-4	0-0	0	1	1	1	5	1	0	0	1	20	
01	Desmond Claude	g	1-4	0-1	0-0	0	1	1	2	2	1	1	0	1	22	
02	Jerome Hunter	g	1-1	0-0	0-0	0	2	2	4	2	2	0	0	0	11	
12	Kam Craft	g	1-1	0-0	0-0	0	1	1	0	2	1	1	0	0	7	
22	Dionte Miles	g	1-1	0-0	0-2	1	0	1	1	2	1	1	0	1	9	
	Team					0	1	1								
Totals			35-68	8-15	6-8	6	25	31	17	84	18	9	3	5	200	

FG % 1st Half: 14-34 41.2% 2nd half: 21-34 61.8% Game: 35-68 51.5% Deadball Rebounds 1
3FG % 1st Half: 3-7 42.9% 2nd half: 5-8 62.5% Game: 8-15 53.3%
FT % 1st Half: 3-5 60.0% 2nd half: 3-3 100.0 Game: 6-8 75.0%

Gonzaga 88 • 5-2, 0-0 WCC

#	Player	Total			3-Ptr			Rebounds		PF	TP	A	TO	Blk	Stl	Min
		FG-FGA	FG-FGA	FT-FTA	Off	Def	Off	Def								
02	Drew Timme	f	7-15	0-2	2-4	2	4	6	3	16	7	7	1	4	2	36
22	Anton Watson	g	5-6	1-2	5-6	1	6	7	3	16	2	1	0	3	30	
00	Julian Strawther	g	8-15	5-8	2-3	1	8	9	2	23	3	1	0	1	34	
11	Nolan Hickman	g	5-10	4-7	0-0	1	5	6	0	14	5	1	1	0	33	
45	Rasir Bolton	g	4-10	1-2	4-5	0	0	0	2	13	6	1	0	2	38	
05	Hunter Sallis	g	1-2	1-1	0-1	0	0	0	1	3	0	1	0	0	7	

Game 9 vs. West Virginia

Official Basketball Box Score -- Game Totals -- Final Statistics
West Virginia vs Xavier
12/03/22 6:30 pm at Cincinnati, OH

West Virginia 74 • 6-2,0-0 Big 12

#	Player	Total			3-Ptr			Rebounds			PF	TP	A	T	Blk	Stl	Min
		FG	FGA	FT	FTA	Off	Def	Off	Def	Total							
01	Emmitt Matthews Jr.	f	4-9	2-3	2-2	2	3	5	3	12	0	0	1	0	0	39	
03	Tre Mitchell	f	3-7	1-2	2-4	0	0	0	4	9	2	2	0	1	17		
15	Jimmy Bell Jr.	f	5-5	0-0	2-2	1	5	6	4	12	3	0	1	0	31		
00	Kedrian Johnson	g	3-7	0-1	0-0	1	2	3	2	6	4	3	0	2	19		
10	Erik Stevenson	g	5-13	3-7	3-4	0	3	3	3	16	2	3	1	2	29		
02	Kobe Johnson	g	1-1	0-0	0-0	0	2	2	0	2	2	0	0	0	10		
05	Joe Toussaint	g	3-11	1-2	2-3	0	4	4	4	9	4	2	0	0	27		
11	Mohamed Wague	g	0-0	0-0	0-0	0	0	0	0	1	0	0	1	0	4		
14	Seth Wilson	g	3-6	2-4	0-0	0	0	0	1	8	0	0	0	0	15		
22	Josiah Harris	g	0-0	0-0	0-0	0	0	0	0	0	0	0	0	1	4		
32	James Okonkwo	g	0-0	0-0	0-0	0	1	1	2	0	0	0	0	0	5		
	Team					4	0	4									
	Totals		27-59	9-19	11-15	8	20	28	24	74	17	12	3	6	200		

FG % 1st Half: 15-28 53.6% 2nd half: 12-31 38.7% Game: 27-59 45.8% Deadball Rebounds 2
3FG % 1st Half: 7-9 77.8% 2nd half: 2-10 20.0% Game: 9-19 47.4%
FT % 1st Half: 6-8 75.0% 2nd half: 5-7 71.4% Game: 11-15 73.3%

Xavier 84 • 6-3, 0-0 BE

#	Player	Total			3-Ptr			Rebounds			PF	TP	A	T	Blk	Stl	Min
		FG	FGA	FT	FTA	Off	Def	Off	Def	Total							
24	Jack Nunge	f	7-9	1-2	2-5	3	11	14	1	17	1	1	2	2	32		
32	Zach Freemantle	f	4-8	0-0	0-0	0	1	1	1	8	1	3	0	0	20		
00	Souley Boum	g	5-8	2-3	11-14	1	3	4	3	23	7	3	0	0	37		
03	Colby Jones	g	4-10	0-1	6-7	2	3	4	14	4	2	0	0	0	33		
05	Adam Kunkel	g	4-10	1-4	2-2	0	4	4	2	11	3	2	1	1	36		
01	Desmond Claude	g	2-4	1-2	0-0	0	2	2	2	5	3	2	0	0	17		
02	Jerome Hunter	g	2-3	0-0	2-2	2	3	5	4	6	1	1	0	0	16		
12	Kam Craft	g	0-0	0-0	0-0	0	0	0	1	0	0	1	0	0	5		
15	KyKy Tandy	g	0-0	0-0	0-0	0	0	0	0	0	0	0	0	0	1		
22	Deonte Miles	g	0-0	0-0	0-0	0	0	0	1	0	0	0	0	0	3		
	Team					2	1	3									
	Totals		28-52	5-12	23-30	9	25	34	19	84	20	15	3	3	200		

FG % 1st Half: 13-28 46.4% 2nd half: 15-24 62.5% Game: 28-52 53.8% Deadball Rebounds 2,1
3FG % 1st Half: 2-6 33.3% 2nd half: 3-6 50.0% Game: 5-12 41.7%
FT % 1st Half: 8-10 80.0% 2nd half: 15-20 75.0% Game: 23-30 76.7%

Officials: Brent Hampton, Brian O'Connell, Kip Kissinger
Technical fouls: West Virginia-Kedrian Johnson, Xavier-None.
Attendance: 10460

Score by periods	1st	2nd	Total
West Virginia	43	31	74
Xavier	36	48	84

Last FG - WVU 2nd-04:26, XU 2nd-02:54.
Largest lead - WVU by 11 1st-02:42, XU by 11 2nd-01:15.
WVU led for 28:56. XU led for 08:22. Game was tied for 02:42.

Score tied - 4 times.
Lead changed - 4 times.

Game 11 vs. Southern

Official Basketball Box Score -- Game Totals -- Final Statistics
Southern U. vs Xavier
12/13/22 7:00 pm at Cincinnati, OH

Southern U. 59 • 4-6, 0-0 SWAC

#	Player	Total			3-Ptr			Rebounds			PF	TP	A	T	Blk	Stl	Min
		FG	FGA	FT	FTA	Off	Def	Off	Def	Total							
21	Festus Ndumanya	f	2-3	0-0	0-0	1	0	1	5	4	1	1	2	0	15		
03	P.J. Byrd	g	1-4	1-2	0-0	0	4	5	1	3	7	1	0	1	27		
02	Brian Whitley	g	6-13	2-8	3-3	0	1	1	0	17	1	3	0	2	27		
23	Bryson Etienne	g	3-7	2-5	1-2	1	3	4	3	9	0	2	0	0	18		
35	Tyrone Lyons	g	1-7	0-2	2-2	0	2	2	4	0	3	0	2	0	19		
00	Terrill Williams Jr.	g	3-6	1-2	0-0	0	4	4	1	7	0	3	0	1	20		
04	Isaiah Rollins	g	0-2	0-1	0-0	0	2	2	1	0	1	0	0	0	17		
05	Jarjyon Wilkens	g	0-3	0-2	0-0	0	3	3	0	0	1	0	1	0	9		
10	Jarmon Wilkins	g	0-1	0-0	0-0	0	1	1	1	0	1	0	2	9			
11	DeSean Woods	g	0-2	0-1	2-2	0	3	3	0	2	5	1	0	1	13		
12	Jalen Reynolds	g	2-5	0-0	0-0	0	0	0	4	4	1	2	1	2	16		
13	Dre'Shawn Allen	g	3-5	2-3	1-1	0	0	0	0	9	0	0	0	0	9		
20	Gavin Harris	g	0-0	0-0	0-0	0	1	1	0	0	0	1	0	0	1		
	Team					2	1	3									
	Totals		21-58	8-26	9-10	5	25	30	22	59	17	20	4	11	200		

FG % 1st Half: 9-26 34.6% 2nd half: 12-32 37.5% Game: 21-58 36.2% Deadball Rebounds 0
3FG % 1st Half: 4-13 30.8% 2nd half: 4-13 30.8% Game: 8-26 30.8%
FT % 1st Half: 2-2 100.0% 2nd half: 7-8 87.5% Game: 9-10 90.0%

Xavier 79 • 8-3, 0-0 BE

#	Player	Total			3-Ptr			Rebounds			PF	TP	A	T	Blk	Stl	Min
		FG	FGA	FT	FTA	Off	Def	Off	Def	Total							
24	Jack Nunge	f	4-7	0-1	5-5	1	6	7	0	13	2	2	2	0	22		
32	Zach Freemantle	f	7-10	1-1	0-0	2	6	8	4	15	1	1	0	0	26		
00	Souley Boum	g	5-9	3-6	4-4	0	0	0	1	17	7	1	1	2	27		
03	Colby Jones	g	3-8	2-5	2-4	1	2	3	0	10	6	0	0	1	25		
05	Adam Kunkel	g	3-7	1-5	0-1	0	3	3	2	7	3	4	1	0	24		
01	Desmond Claude	g	1-4	0-2	0-2	0	3	3	1	2	4	5	0	2	22		
02	Jerome Hunter	g	2-3	0-0	0-0	1	2	3	1	4	0	2	1	0	16		
04	Cesare Edwards	g	1-1	0-0	0-0	0	1	1	1	2	0	2	1	0	7		
12	Kam Craft	g	3-7	2-5	0-0	0	4	4	0	8	1	0	0	0	13		
15	KyKy Tandy	g	0-2	0-2	1-2	0	2	2	1	1	3	0	1	2	10		
22	Deonte Miles	g	0-2	0-0	0-0	2	2	4	0	0	0	1	0	0	8		
25	Michael Wolf	g	0-0	0-0	0-0	0	0	0	0	0	0	0	0	0	0+		
31	Ian Sabourin	g	0-0	0-0	0-0	0	0	0	0	0	0	0	0	0	0+		
34	Elijah Tucker	g	0-0	0-0	0-0	0	0	0	0	0	0	0	0	0	0+		
35	Bob Nunge	g	0-0	0-0	0-0	0	0	0	0	1	0	0	0	0	0+		
45	Bradley Colbert	g	0-0	0-0	0-0	0	0	0	0	0	0	0	0	0	0+		
	Team					2	2	3									
	Totals		29-60	9-27	12-18	8	33	41	12	79	27	19	7	7	200		

FG % 1st Half: 16-29 55.2% 2nd half: 13-31 41.9% Game: 29-60 48.3% Deadball Rebounds 4
3FG % 1st Half: 5-14 35.7% 2nd half: 4-13 30.8% Game: 9-27 33.3%
FT % 1st Half: 3-7 42.9% 2nd half: 9-11 81.8% Game: 12-18 66.7%

Officials: Courtney Green, Bert Smith, Paul Szelc
Technical fouls: Southern U.-Terrill Williams Jr., Xavier-None.
Attendance: 10029

Score by periods	1st	2nd	Total
Southern U.	24	35	59
Xavier	40	39	79

Last FG - SU 2nd-00:09, XU 2nd-03:04.
Largest lead - SU None, XU by 30 2nd-06:53.
SU led for 00:00. XU led for 39:36. Game was tied for 00:24.

Score tied - 0 times.
Lead changed - 0 times.

Game 10 at Cincinnati

Official Basketball Box Score -- Game Totals -- Final Statistics
Xavier vs Cincinnati
12/10/22 3:00 pm at Cincinnati, OH

Xavier 80 • 7-3, 0-0 BE

#	Player	Total			3-Ptr			Rebounds			PF	TP	A	T	Blk	Stl	Min
		FG	FGA	FT	FTA	Off	Def	Off	Def	Total							
24	Jack Nunge	f	8-16	2-6	0-0	2	1	3	2	18	3	0	0	1	32		
32	Zach Freemantle	f	5-9	1-1	3-4	3	9	12	2	14	3	2	0	2	31		
00	Souley Boum	g	6-12	2-4	7-9	0	6	6	4	21	3	3	0	2	39		
03	Colby Jones	g	5-10	1-3	4-6	3	4	7	2	15	4	3	0	2	35		
05	Adam Kunkel	g	2-8	2-5	0-0	0	2	2	2	6	2	2	0	2	37		
01	Desmond Claude	g	1-3	0-1	2-2	0	1	1	2	4	1	1	0	0	9		
02	Jerome Hunter	g	1-2	0-1	0-0	0	3	3	1	2	2	0	0	0	12		
04	Cesare Edwards	g	0-1	0-1	0-0	0	1	1	0	0	0	0	0	0	2		
12	Kam Craft	g	0-0	0-0	0-0	0	0	0	0	0	0	0	0	0	2		
15	KyKy Tandy	g	0-1	0-1	0-0	0	0	0	1	0	0	0	0	0	1		
	Team					1	0	1									
	Totals		28-62	8-23	16-21												

Game 13 vs. Seton Hall

Official Basketball Box Score -- Game Totals -- Final Statistics
Seton Hall vs Xavier
12/20/22 8:30 pm at Cincinnati, OH

Seton Hall 70 • 7-6, 0-2 BE

#	Player	Total		3-Ptr		Rebounds		PF	TP	A	TO	Blk	Stl	Min
		FG-FGA	FG-FGA	FT-FTA	Off Def Tot									
04	Tyrese Samuel	f	7-11	0-1	0-1	2	4	6	1	14	0	0	1	26
13	KC Ndefo	f	2-3	0-0	1-3	1	0	1	4	5	2	2	4	25
00	Kadary Richmond	g	7-10	0-0	3-5	0	4	4	4	17	5	5	0	27
02	Al-Amir Dawes	g	3-13	3-8	1-2	1	3	4	2	10	2	1	0	30
21	Femi Odukale	g	2-7	0-3	4-7	2	7	9	4	8	4	3	0	31
01	Tray Jackson	g	4-7	1-1	0-0	2	0	2	1	9	0	1	0	14
14	Dre Davis	g	1-4	0-2	3-3	0	1	1	3	5	0	2	0	15
15	Jamir Harris	g	0-2	0-2	0-0	0	0	0	1	0	1	0	0	11
22	Tae Davis	g	0-0	0-0	2-2	1	3	4	3	2	0	0	1	21
Team						1	2	3						
Totals			26-57	4-17	14-23	10	24	34	23	70	14	14	6	7

FG % 1st Half: 14-30 46.7% 2nd half: 12-27 44.4% Game: 26-57 45.6% Deadball Rebounds 2
3FG % 1st Half: 1-10 10.0% 2nd half: 3-7 42.9% Game: 4-17 23.5%
FT % 1st Half: 5-9 55.6% 2nd half: 9-14 64.3% Game: 14-23 60.9%

Xavier 73 • 10-3, 2-0 BE

#	Player	Total		3-Ptr		Rebounds		PF	TP	A	TO	Blk	Stl	Min
		FG-FGA	FG-FGA	FT-FTA	Off Def Tot									
24	Jack Nunge	f	0-5	0-2	4-6	4	4	8	4	4	0	1	1	26
32	Zach Freemantle	f	10-16	1-1	2-3	2	7	9	3	23	3	2	0	35
00	Souley Boum	g	4-11	2-5	0-0	0	0	0	3	10	7	2	0	37
03	Colby Jones	g	6-11	1-4	3-3	1	7	8	2	16	6	1	3	35
05	Adam Kunkel	g	2-9	1-7	3-4	1	1	2	3	8	3	3	0	34
01	Desmond Claude	g	0-1	0-1	1-2	0	5	5	2	1	2	2	0	15
02	Jerome Hunter	g	4-5	0-0	3-4	2	3	5	2	11	2	1	2	17
04	Cesare Edwards	g	0-0	0-0	0-0	0	1	1	0	0	0	1	0	1
Team						0	0	0						
Totals			26-58	5-20	16-22	10	28	38	19	73	23	14	6	4

FG % 1st Half: 13-31 41.9% 2nd half: 13-27 48.1% Game: 26-58 44.8% Deadball Rebounds 4
3FG % 1st Half: 3-11 27.3% 2nd half: 2-9 22.2% Game: 5-20 25.0%
FT % 1st Half: 8-11 72.7% 2nd half: 8-11 72.7% Game: 16-22 72.7%

Officials: Brent Hampton,Lamar Simpson,Jeffery Clark
Technical fouls: Seton Hall-None. Xavier-None.
Attendance: 10224

Score by periods	1st	2nd	Total
Seton Hall	34	36	70
Xavier	37	36	73

Points	In	Off	2nd	Fast	Bench
SHU	Paint	T/O	Chance	Break	
SHU	42	12	19	10	16
XU	32	20	9	17	12

Last FG - SHU 2nd-01:23, XU 2nd-02:34.
Largest lead - SHU by 4 1st-18:28, XU by 8 1st-11:56.
SHU led for 03:46. XU led for 33:07. Game was tied for 03:07.

Score tied - 6 times.
Lead changed - 9 times.

Game 15 vs. UConn

Official Basketball Box Score -- Game Totals -- Final Statistics
UConn vs Xavier
12/31/22 12:00 pm at Cincinnati, OH

UConn 73 • 14-1, 3-1 BE

#	Player	Total		3-Ptr		Rebounds		PF	TP	A	TO	Blk	Stl	Min
		FG-FGA	FG-FGA	FT-FTA	Off Def Tot									
11	Alex Karaban	f	2-9	2-8	0-0	3	2	5	5	6	1	0	0	20
21	Adama Sanogo	f	9-17	0-1	0-0	2	4	6	2	18	1	2	0	33
02	Tristen Newton	g	2-5	2-3	0-0	2	5	7	4	6	7	4	1	32
24	Jordan Hawkins	g	3-9	1-5	4-7	0	5	5	4	11	2	3	0	32
44	Andre Jackson Jr.	g	5-14	4-12	0-2	4	6	10	1	14	8	1	0	38
03	Joey Calcaterra	g	1-2	1-2	0-0	0	0	0	3	3	1	1	0	11
04	Nahiem Alleyne	g	2-5	2-4	0-0	0	0	0	1	6	0	2	0	14
05	Hassan Diarra	g	2-3	1-2	0-0	0	1	1	1	5	1	2	0	13
32	Donovan Clingan	g	2-3	0-0	0-0	0	2	2	0	4	2	1	1	7
Team						2	0	2						
Totals			28-67	13-37	4-9	13	25	38	21	73	23	16	2	6

FG % 1st Half: 17-36 47.2% 2nd half: 11-31 35.5% Game: 28-67 41.8% Deadball Rebounds 3
3FG % 1st Half: 8-19 42.1% 2nd half: 5-18 27.8% Game: 13-37 35.1%
FT % 1st Half: 0-1 0.0% 2nd half: 4-8 50.0% Game: 4-9 44.4%

Xavier 83 • 12-3, 4-0 BE

#	Player	Total		3-Ptr		Rebounds		PF	TP	A	TO	Blk	Stl	Min
		FG-FGA	FG-FGA	FT-FTA	Off Def Tot									
24	Jack Nunge	f	5-8	1-2	4-5	0	3	3	2	15	3	3	1	24
32	Zach Freemantle	f	6-11	0-0	4-5	0	11	11	0	16	5	2	1	35
00	Souley Boum	g	3-10	0-4	5-7	0	5	5	1	11	3	1	0	38
03	Colby Jones	g	7-10	2-4	0-0	1	3	4	1	16	5	4	0	35
05	Adam Kunkel	g	2-7	0-2	1-2	0	1	1	2	5	3	2	0	33
01	Desmond Claude	g	1-1	0-0	0-0	0	1	1	0	2	0	0	0	2
02	Jerome Hunter	g	3-4	0-0	9-9	3	2	5	2	15	0	0	0	20
15	KyKy Tandy	g	1-1	1-1	0-0	0	0	0	1	3	1	0	0	4
Team						0	1	1						
Totals			28-52	4-13	23-28	4	27	31	9	83	20	12	2	11

FG % 1st Half: 15-26 57.7% 2nd half: 13-26 50.0% Game: 28-52 53.8% Deadball Rebounds 0,1
3FG % 1st Half: 4-7 57.1% 2nd half: 0-6 0.0% Game: 4-13 30.8%
FT % 1st Half: 7-8 87.5% 2nd half: 16-20 80.0% Game: 23-28 82.1%

Officials: Tim Clougherty,Mike Roberts,Brian O'Connell
Technical fouls: UConn-TEAM. Xavier-Jack Nunge.
Attendance: 10565

Score by periods	1st	2nd	Total
UConn	42	31	73
Xavier	41	42	83

Points	In	Off	2nd	Fast	Bench
UConn	Paint	T/O	Chance	Break	
UConn	28	8	8	9	18
XU	40	8	8	13	20

Last FG - UConn 2nd-01:59, XU 2nd-01:29.
Largest lead - UConn by 7 2nd-17:55, XU by 10 0st-06:21.
UConn led for 10:23. XU led for 24:08. Game was tied for 05:29.

Score tied - 7 times.
Lead changed - 7 times.

Game 14 at St. John's

Official Basketball Box Score -- Game Totals -- Final Statistics
Xavier vs St. John's (NY)
12/28/22 9:00 pm at Queens, NY

Xavier 84 • 11-3, 3-0 BE

#	Player	Total		3-Ptr		Rebounds		PF	TP	A	TO	Blk	Stl	Min
		FG-FGA	FG-FGA	FT-FTA	Off Def Tot									
24	Jack Nunge	f	10-14	2-2	1-2	3	9	12	1	23	3	2	0	32
32	Zach Freemantle	f	6-13	1-2	1-2	1	8	9	2	14	0	3	1	25
00	Souley Boum	g	4-11	1-5	8-8	1	5	6	1	17	6	2	0	40
03	Colby Jones	g	2-6	1-2	2-3	1	5	6	3	7	4	5	0	35
05	Adam Kunkel	g	3-8	1-4	0-0	0	1	1	3	7	2	1	0	32
01	Desmond Claude	g	2-8	0-0	0-1	2	1	3	4	4	3	0	0	16
02	Jerome Hunter	g	3-7	0-0	2-4	7	3	10	3	8	1	2	2	15
04	Cesare Edwards	g	2-3	0-0	0-0	0	0	0	0	4	0	0	0	3
15	KyKy Tandy	g	0-0	0-0	0-0	0	0	0	0	0	0	0	0	2
Team						1	0	1						
Totals			32-70	6-15	14-20	16	32	48	17	84	19	15	3	10

FG % 1st Half: 21-39 53.8% 2nd half: 11-31 35.5% Game: 32-70 45.7% Deadball Rebounds 3
3FG % 1st Half: 5-11 45.5% 2nd half: 1-4 25.0% Game: 6-15 40.0%
FT % 1st Half: 1-3 33.3% 2nd half: 13-17 76.5% Game: 14-20 70.0%

St. John's (NY) 79 • 11-3, 1-2 BE

#	Player	Total		3-Ptr		Rebounds		PF	TP	A	TO	Blk	Stl	Min
		FG-FGA	FG-FGA	FT-FTA	Off Def Tot									
11	Joel Soriano	f	4-10	0-0	6-6	3	5	8	1	14	0	2	3	0
23	David Jones	f	7-17	3-5	2-4	3	7	10	4	19	2	2	1	27
00	Posh Alexander	g	5-14	1-4	0-0	3	2	5	3	11	2	4	0	33
03	Andre Curbelo	g	2-9	0-1	0-0	1	1	2	2	4	7	3	0	31
10	Montez Mathis	g	2-9	2-4	0-0	1	1	2	2	14	1	0	0	30
02	AJ Storr	g	6-9	0-1	0-0	0	0	0	1	4	0	0	0	9
04	O'Mar Stanley	g	2-2	0-0	0-0	0	2	2	1	4	0	0	0	11
05	Dylan Addae-Wusu	g	2-3	2-3	0-2	0	4	4	0	6	3	1	0	17
22	Esahia Nyiwe	g	1-3	0-0	1-4	1	1	2	1	3	0	0	1	14
Team						0	1	1						
Totals			31-72	8-18	9-16	12	24	36	15	79	15	13	5	12

FG % 1st Half: 15-32 46.9% 2nd half: 16-40 40.0% Game: 31-72 43.1% Deadball Rebounds 4,1
3FG % 1st Half: 4-7 57.1% 2nd half: 4-11 36.4% Game: 8-18 44.4%
FT % 1st Half: 3-6 50.0% 2nd half: 6-10 60.0% Game: 9-16 56.3%

Officials: Tony Chiazza,Lamar Simpson,John Gaffney
Technical fouls: Xavier-None. St. John's (NY)-None.
Attendance: 4368

Game 17 vs. Creighton

Official Basketball Box Score -- Game Totals -- Final Statistics
Creighton vs Xavier
 01/11/23 7:00 pm at Cincinnati, OH

Creighton 87 • 9-8, 3-3 BE

#	Player	Total			3-Ptr			Rebounds			PF	TP	A	TO	Blk	Stl	Min
		FG-FGA	FG-FGA	FT-FTA	FG-FGA	FG-FGA	FT-FTA	Off	Def	Tot							
24	Arthur Kaluma	f	5-9	1-3	0-0	2	7	9	3	11	0	3	2	1	33		
11	Ryan Kalkbrenner	c	5-8	0-1	5-7	4	4	8	1	15	4	0	2	3	38		
02	Ryan Nembhard	g	6-17	3-7	2-2	0	5	4	17	7	2	2	0	36			
23	Trey Alexander	g	5-8	1-2	5-6	0	3	4	2	16	4	2	1	35			
55	Baylor Scheierman	g	10-18	4-7	1-1	0	4	4	25	5	3	0	2	37			
04	Shereef Mitchell	g	0-1	0-1	0-0	0	0	0	0	0	0	0	0	4			
05	Francisco Farabello	g	1-3	1-2	0-0	0	0	0	0	3	0	0	0	12			
13	Mason Miller	g	0-0	0-0	0-0	0	0	0	0	1	0	0	0	2			
33	Fredrick King	g	0-0	0-0	0-0	0	0	0	0	3	0	0	0	3			
Team						0	1	1									
Totals			32-64	10-23	13-16	6	24	30	18	87	20	11	5	7	200		

FG % 1st Half: 17-31 54.8% 2nd half: 15-33 45.5% Game: 32-64 50.0% Deadball Rebounds 2
 3FG % 1st Half: 3-8 37.5% 2nd half: 7-15 46.7% Game: 10-23 43.5%
 FT % 1st Half: 9-10 90.0% 2nd half: 4-6 66.7% Game: 13-16 81.3%

Xavier 90 • 14-3, 6-0 BE

#	Player	Total			3-Ptr			Rebounds			PF	TP	A	TO	Blk	Stl	Min
		FG-FGA	FG-FGA	FT-FTA	FG-FGA	FG-FGA	FT-FTA	Off	Def	Tot							
24	Jack Nunge	f	5-8	1-3	4-6	8	4	12	1	15	3	1	2	1	30		
32	Zach Freemantle	f	2-9	1-2	0-1	3	7	10	3	5	5	1	1	28			
00	Souley Boum	g	9-18	2-5	6-7	0	5	5	2	26	8	0	0	39			
03	Colby Jones	g	9-15	2-4	0-2	0	4	4	2	20	3	3	1	37			
05	Adam Kunkel	g	2-6	1-3	2-2	2	2	4	4	7	2	3	0	22			
01	Desmond Claude	g	2-4	0-0	1-2	1	1	2	2	5	1	1	0	23			
02	Jerome Hunter	g	5-8	1-2	1-1	1	2	3	1	12	0	0	0	21			
Team						0	1	1									
Totals			34-68	8-19	14-21	15	26	41	15	90	22	13	4	5	200		

FG % 1st Half: 17-35 48.6% 2nd half: 17-33 51.5% Game: 34-68 50.0% Deadball Rebounds 2,1
 3FG % 1st Half: 5-12 41.7% 2nd half: 3-7 42.9% Game: 8-19 42.1%
 FT % 1st Half: 6-9 66.7% 2nd half: 8-12 66.7% Game: 14-21 66.7%

Officials: Greg Evans, Mike Roberts, Jeffery Anderson
 Technical fouls: Creighton-None, Xavier-None.
 Attendance: 10224

Score by periods	1st	2nd	Total
Creighton	46	41	87
Xavier	45	45	90

	In	Off	2nd	Fast	Bench
Points	Paint	T/O	Chance	Break	
Creighton	38	15	8	15	3
XU	32	12	15	6	17

Last FG - XU 2nd-00:02, XU 2nd-01:31.
 Largest lead - XU by 7 1st-02:44, XU by 7 2nd-05:17.
 XU led for 19:50. XU led for 14:12. Game was tied for 05:58.

Score tied - 13 times.
 Lead changed - 5 times.

Game 19 at DePaul

Official Basketball Box Score -- Game Totals -- Final Statistics
Xavier vs DePaul
 01/18/23 7:30 pm at Chicago, IL

Xavier 72 • 15-4, 7-1 BE

#	Player	Total			3-Ptr			Rebounds			PF	TP	A	TO	Blk	Stl	Min
		FG-FGA	FG-FGA	FT-FTA	FG-FGA	FG-FGA	FT-FTA	Off	Def	Tot							
24	Jack Nunge	f	6-12	2-4	2-2	6	7	13	2	16	0	2	1	1	31		
32	Zach Freemantle	f	7-13	0-1	4-5	3	9	12	0	18	0	4	0	2	33		
00	Souley Boum	g	1-12	0-3	2-2	0	3	3	1	4	6	1	0	2	37		
03	Colby Jones	g	3-14	0-5	2-2	0	4	4	8	2	1	0	0	32			
05	Adam Kunkel	g	6-12	2-7	0-0	2	2	2	1	14	4	0	0	31			
01	Desmond Claude	g	4-2	0-0	0-0	0	2	2	1	0	0	1	0	16			
02	Jerome Hunter	g	0-6	0-0	2-2	2	3	5	10	1	0	0	2	17			
15	KyKy Tandy	g	0-0	0-0	2-2	0	1	1	1	2	0	0	0	1	3		
Team						3	0	3									
Totals			27-71	4-20	14-15	14	31	45	15	72	13	10	2	8	200		

FG % 1st Half: 14-33 42.4% 2nd half: 13-38 34.2% Game: 27-71 38.0% Deadball Rebounds 3
 3FG % 1st Half: 2-7 28.6% 2nd half: 2-13 15.4% Game: 4-20 20.0%
 FT % 1st Half: 10-11 90.9% 2nd half: 4-4 100.0% Game: 14-15 93.3%

DePaul 73 • 9-10, 3-5 BE

#	Player	Total			3-Ptr			Rebounds			PF	TP	A	TO	Blk	Stl	Min
		FG-FGA	FG-FGA	FT-FTA	FG-FGA	FG-FGA	FT-FTA	Off	Def	Tot							
01	Javan Johnson	f	6-11	3-6	1-1	0	2	2	4	16	1	1	1	2	29		
10	Yor Anei	f	1-3	0-0	0-0	1	1	2	3	2	0	1	1	0	15		
11	Eral Penn	f	2-4	0-0	5-7	2	8	10	1	9	0	1	0	1	35		
02	Umoja Gibson	g	7-16	5-10	3-3	2	3	3	2	22	5	2	0	35			
05	Philmon Gebrewit	g	2-4	1-2	1-2	0	3	3	3	6	1	0	0	1	29		
00	Zion Cruz	g	0-1	0-1	0-0	0	2	2	1	0	0	0	0	8			
21	Da'Sean Nelson	g	4-10	0-1	2-2	2	4	6	2	10	0	3	1	0	25		
23	Caleb Murphy	g	4-12	0-0	0-1	0	2	2	1	8	2	1	1	0	24		
Team						2	2	4									
Totals			26-61	9-20	12-16	7	27	34	17	73	9	11	4	6	200		

FG % 1st Half: 15-30 50.0% 2nd half: 11-31 35.5% Game: 26-61 42.6% Deadball Rebounds 1,1
 3FG % 1st Half: 8-13 61.5% 2nd half: 1-7 14.3% Game: 9-20 45.0%
 FT % 1st Half: 7-9 77.8% 2nd half: 5-7 71.4% Game: 12-16 75.0%

Officials: Wallace Rutecki Jr., Brent Hampton, Pat Driscoll
 Technical fouls: Xavier-None, DePaul-None.
 Attendance: 4252

Score by periods	1st	2nd	Total
Xavier	40	32	72
DePaul	45	28	73

	In	Off	2nd	Fast	Bench
Points	Paint	T/O	Chance	Break	
XU	34	14	4	4	12
DEPAUL	30	7	5	6	18

Last FG - XU 2nd-01:43, DEPAUL 2nd-00:28.
 Largest lead - XU by 8 1st-17:27, DEPAUL by 7 1st-08:33.
 XU led for 08:31. DEPAUL led for 29:12. Game was tied for 02:17.

Score tied - 7 times.
 Lead changed - 9 times.

Game 18 vs. Marquette

Official Basketball Box Score -- Game Totals -- Final Statistics
Marquette vs Xavier
 01/15/23 12:00 pm at Cincinnati, OH

Marquette 76 • 14-5, 6-2 BE

#	Player	Total			3-Ptr			Rebounds			PF	TP	A	TO	Blk	Stl	Min
		FG-FGA	FG-FGA	FT-FTA	FG-FGA	FG-FGA	FT-FTA	Off	Def	Tot							
22	Olivier-Maxence Pros	f	4-9	0-2	2-2	2	2	4	2	10	1	0	0	1	30		
13	Oso Ighodaro	f	7-8	0-0	0-0	4	4	8	4	14	2	1	2	29			
01	Kam Jones	g	5-14	2-9	0-0	0	2	2	0	12	5	0	0	2	36		
04	Stevie Mitchell	g	0-2	0-0	2-2	1	3	4	2	2	3	0	0	2	24		
11	Tyler Kolek	g	11-18	2-7	1-3	1	3	4	2	25	7	3	1	38			
05	Chase Ross	g	1-3	0-0	0-0	0	1	1	2	2	0	1	0	13			
21	Ben Gold	g	0-0	0-0	0-0	0	2	2	1	0	0	1	2	3			
22	Sean Jones	g	0-3	0-1	0-0	0	1	1	2	0	0	0	0	6			
23	David Joplin	g	3-8	2-5	3-4	0	3	3	2	11	3	1	1	0	21		
Team						1	2	3									
Totals			31-65	6-24	8-11	9	23	32	17	76	21	7	6	8	200		

FG % 1st Half: 20-34 58.8% 2nd half: 11-31 35.5% Game: 31-65 47.7% Deadball Rebounds 0
 3FG % 1st Half: 5-12 41.7% 2nd half: 1-12 8.3% Game: 6-24 25.0%
 FT % 1st Half: 3-5 60.0% 2nd half: 5-6 83.3% Game: 8-11 72.7%

Xavier 80 • 15-3, 7-0 BE

#	Player	Total			3-Ptr			Rebounds			PF	TP	A	TO	Blk	Stl	Min
		FG-FGA	FG-FGA	FT-FTA	FG-FGA	FG-FGA	FT-FTA	Off	Def	Tot							
24	Jack Nunge	f	5-9	0-0	6-9	8	5	13	2	16	1	2	3	2	31		
32	Zach Freemantle	f	5-9	0-0	0-0	1	7	8	2	10	1	0	0	0	23		
00	Souley Boum	g	5-15	2-8	4-4	1	5	6	0	16	5	1	0	1	36		
03	Colby Jones	g	6-14	1-3	0-1	4	4	8	3	13	5	3	2	35			
05	Adam Kunkel	g	4-10	2-7	2-2	0	4	4	2	12	4	2	0	32			
01	Desmond Claude	g	1-3	0-0	0-0	0	0	0	2	2	2	0	0	19			
02	Jerome Hunter	g	5-8	0-0	1-1	2	2	4	2	11	2	2	0	22			
15	KyKy Tandy	g	0-1	0-0	0-0	0	0	0	0	0	0	0	0	2			
Team						1	1	2									
Totals			31-69	5-18	13-17	17	28	45	13	80	20	10	5	4	200		

FG % 1st Half: 19-39 48.7% 2nd half: 12-30 40.0% Game: 31-69 44.9% Deadball Rebounds 2
 3FG % 1st Half: 2-9 22.2% 2nd half: 3-9 33.3% Game: 5-18 27

Game 21 at UConn

Official Basketball Box Score - Game Totals - Final Statistics
Xavier vs UConn
 01/25/23 6:30 pm at Mansfield, CT

Xavier 82 • 17-4, 9-1 BE

#	Player	Total			3-Ptr			Rebounds			PF	TP	A	TO	Blk	Stl	Min
		FG-FGA	FG-FGA	FT-FTA	FG-FGA	FG-FGA	FT-FTA	Off	Def	Tot							
24	Jack Nunge	f	6-10	0-2	0-0	2	5	7	3	12	0	1	0	0	0	31	
32	Zach Freemantle	f	2-5	1-1	4-6	0	5	5	9	1	2	1	2	2	21		
00	Souley Boum	g	6-12	5-7	4-4	0	4	4	3	21	3	2	1	0	33		
03	Colby Jones	g	8-16	3-6	1-1	2	0	2	20	4	6	0	1	0	37		
05	Adam Kunkel	g	1-5	1-3	0-0	0	0	0	3	3	4	1	0	2	33		
01	Desmond Claude	g	3-4	0-1	0-1	2	2	4	1	6	3	0	0	0	20		
02	Jerome Hunter	g	5-6	0-0	1-1	1	2	3	2	11	2	0	1	0	25		
Team																	
Totals			31-58	10-20	10-13	8	21	29	19	82	17	15	2	6	200		

FG % 1st Half: 16-32 50.0% 2nd half: 15-26 57.7% Game: 31-58 53.4% Deadball Rebounds 4.1
 3FG % 1st Half: 5-11 45.5% 2nd half: 5-9 55.6% Game: 10-20 50.0%
 FT % 1st Half: 2-2 100.0 2nd half: 8-11 72.7% Game: 10-13 76.9%

UConn 79 • 16-6, 5-6 BE

#	Player	Total			3-Ptr			Rebounds			PF	TP	A	TO	Blk	Stl	Min
		FG-FGA	FG-FGA	FT-FTA	FG-FGA	FG-FGA	FT-FTA	Off	Def	Tot							
11	Alex Karaban	f	2-5	1-3	0-1	1	2	3	1	5	1	0	0	1	35		
21	Adama Sanogo	f	4-7	1-1	2-2	5	4	9	2	11	4	1	0	2	33		
02	Tristen Newton	g	6-12	2-5	9-11	3	1	4	3	23	4	5	0	1	35		
24	Jordan Hawkins	g	8-16	5-10	7-7	2	2	4	5	28	1	3	1	0	37		
44	Andre Jackson Jr.	g	3-12	0-3	0-0	2	0	2	3	6	2	1	0	1	25		
03	Joey Calcatera	g	0-3	0-3	0-0	0	0	0	0	0	0	0	0	0	6		
04	Nahiem Alleyne	g	1-3	1-3	1-2	0	2	2	1	4	0	1	0	0	13		
05	Hassan Diarra	g	0-1	0-0	0-0	0	1	1	0	0	0	0	1	0	9		
32	Donovan Clingan	g	1-2	0-0	0-2	1	2	3	2	2	0	1	1	0	7		
Team																	
Totals			25-61	10-28	19-25	16	18	34	18	79	12	12	3	5	200		

FG % 1st Half: 10-31 32.3% 2nd half: 15-30 50.0% Game: 25-61 41.0% Deadball Rebounds 4
 3FG % 1st Half: 1-13 7.7% 2nd half: 9-15 60.0% Game: 10-28 35.7%
 FT % 1st Half: 3-4 75.0% 2nd half: 9-15 76.2% Game: 19-25 76.0%

Officials: Tony Chiazza, Matt Potter, Jeff Anderson
 Technical fouls: Xavier-Zach Freemantle, UConn-Donovan Clingan.
 Attendance: 10167

Score by periods	1st	2nd	Total
Xavier	39	43	82
UConn	24	55	79

	Points	In	Off	2nd	Fast	Bench
		Paint	T/O	Chance	Break	
XU	32	7	12	2	2	17
UConn	26	18	16	9	6	6

Last FG - XU 2nd-01:28, UCONN 2nd-02:40.
 Largest lead - XU by 17 1st-03:45, UCONN None.
 XU led for 39:24, UCONN led for 00:00. Game was tied for 00:36.

Score tied - 0 times.
 Lead changed - 0 times.

Game 23 vs. Providence

Official Basketball Box Score - Game Totals - Final Statistics
Providence vs Xavier
 02/01/23 6:30 pm at Cincinnati, OH

Providence 83 • 17-6, 9-3 BE

#	Player	Total			3-Ptr			Rebounds			PF	TP	A	TO	Blk	Stl	Min
		FG-FGA	FG-FGA	FT-FTA	FG-FGA	FG-FGA	FT-FTA	Off	Def	Tot							
05	Ed Crosswell	f	8-9	0-0	5-6	5	4	9	3	21	3	0	1	1	40		
23	Bryce Hopkins	f	3-14	0-1	4-6	1	12	13	3	10	5	0	1	1	45		
00	Alyn Breed	g	1-1	0-0	0-0	0	1	1	3	2	0	0	0	0	14		
10	Noah Locke	g	8-14	6-7	0-0	1	4	5	3	22	0	2	0	0	40		
22	Devin Carter	g	6-14	1-5	2-2	1	4	5	4	15	4	2	0	2	42		
01	Jayden Pierre	g	0-1	0-0	0-0	0	0	0	0	0	0	0	0	0	1		
04	Jared Bynum	g	3-12	2-6	3-4	1	4	5	3	11	6	2	0	1	35		
14	Corey Floyd, Jr.	g	0-1	0-0	0-0	0	0	0	1	0	0	0	1	0	3		
21	Clifton Moore	g	1-3	0-1	0-0	1	0	1	0	2	0	0	0	0	5		
Team																	
Totals			30-69	9-20	14-18	13	31	44	20	83	18	8	3	5	225		

FG % 1st Half: 11-29 37.9% 2nd half: 16-32 50.0% OT: 3-8 37.5% Game: 30-69 43.5% Deadball Rebounds 4
 3FG % 1st Half: 5-10 50.0% 2nd half: 4-9 44.4% OT: 0-1 0.0% Game: 9-20 45.0%
 FT % 1st Half: 8-10 80.0% 2nd half: 5-6 83.3% OT: 1-2 50.0% Game: 14-18 77.8%

Xavier 85 • 18-5, 10-2 BE

#	Player	Total			3-Ptr			Rebounds			PF	TP	A	TO	Blk	Stl	Min
		FG-FGA	FG-FGA	FT-FTA	FG-FGA	FG-FGA	FT-FTA	Off	Def	Tot							
02	Jerome Hunter	f	3-7	0-1	3-8	7	1	8	1	9	1	1	1	0	36		
24	Jack Nunge	f	10-15	3-4	0-0	2	12	14	1	23	3	1	2	1	39		
00	Souley Boum	g	7-19	1-9	5-7	1	2	3	3	20	9	1	0	1	41		
03	Colby Jones	g	9-16	1-3	1-4	1	2	3	2	20	2	1	0	2	41		
05	Adam Kunkel	g	2-5	2-3	0-0	0	1	1	4	6	5	1	1	0	29		
01	Desmond Claude	g	1-4	1-2	4-4	1	4	5	2	7	2	0	0	0	30		
04	Cesare Edwards	g	0-1	0-0	0-0	0	0	0	1	0	0	0	0	0	6		
15	KyKy Tandy	g	0-2	0-1	0-0	0	2	2	0	0	0	0	0	0	3		
Team																	
Totals			32-69	8-23	13-23	14	26	40	14	85	22	5	4	4	225		

FG % 1st Half: 14-35 40.0% 2nd half: 15-30 50.0% OT: 3-4 75.0% Game: 32-69 46.4% Deadball Rebounds 2
 3FG % 1st Half: 5-12 41.7% 2nd half: 3-10 30.0% OT: 0-1 0.0% Game: 8-23 34.8%
 FT % 1st Half: 6-11 54.5% 2nd half: 4-7 57.1% OT: 3-5 60.0% Game: 13-23 56.5%

Officials: Greg Evans, Brent Hampton, James Breeding
 Technical fouls: Providence-None, Xavier-None.
 Attendance: 10334

Score by periods	1st	2nd	OT	Total
Providence	35	41	7	83
Xavier	39	37	9	85

	Points	In	Off	2nd	Fast	Bench
		Paint	T/O	Chance	Break	
PROV	36	8	13	9	13	13
XU	44	15	17	8	7	7

Last FG - PROV OT-00:24, XU OT-00:57.
 Largest lead - PROV by 3 2nd-07:13, XU by 14 1st-12:09.
 PROV led for 08:08, XU led for 31:58. Game was tied for 04:33.

Score tied - 7 times.
 Lead changed - 18 times.

Game 22 at Creighton

Official Basketball Box Score - Game Totals - Final Statistics
Xavier vs Creighton
 01/28/23 11:15 am at Omaha, NE

Xavier 67 • 17-5, 9-2 BE

#	Player	Total			3-Ptr			Rebounds			PF	TP	A	TO	Blk	Stl	Min
		FG-FGA	FG-FGA	FT-FTA	FG-FGA	FG-FGA	FT-FTA	Off	Def	Tot							
24	Jack Nunge	f	4-9	1-2	0-0	2	1	3	3	9	2	0	0	0	21		
32	Zach Freemantle	f	8-11	2-3	0-0	0	5	5	3	18	0	2	0	1	24		
00	Souley Boum	g	1-5	0-2	0-0	0	2	2	0	2	0	2	1	0	26		
03	Colby Jones	g	6-14	0-3	1-2	2	2	4	2	13	4	2	1	3	37		
05	Adam Kunkel	g	6-9	1-2	0-0	1	6	7	0	13	2	2	0	1	28		
01	Desmond Claude	g	1-4	0-1	0-0	0	1	1	0	2	3	1	0	1	22		
02	Jerome Hunter	g	2-8	0-1	2-2	0	0	0	2	6	0	0	0	1	18		
04	Cesare Edwards	g	2-2	0-0	0-0	0	1	1	2	4	0	1	0	0	6		
12	Kam Craft	g	0-0	0-0	0-0	0	0	0	0	0	0	0	0	0	2		
15	KyKy Tandy	g	0-0	0-0	0-0	0	0	0	0	0	0	0	0	1	6		
Team																	
Totals			30-62	4-14	3-4	6	20	26	12	67	16	9	1	10	200		

FG % 1st Half: 12-31 38.7% 2nd half: 18-31 58.1% Game: 30-62 48.4% Deadball Rebounds 1
 3FG % 1st Half: 1-9 11.1% 2nd half: 3-5 60.0% Game: 4-14 28.6%
 FT % 1st Half: 3-4 75.0% 2nd half: 0-0 0.0% Game: 3-4 75.0%

Creighton 84 • 13-8, 7-3 BE

#	Player	Total			3-Ptr			Rebounds			PF	TP	A	TO	Blk	Stl	Min
		FG-FGA	FG-FGA	FT-FTA	FG-FGA	FG-FGA	FT-FTA	Off	Def	Tot							
24	Arthur Kaluma	f	7-16	2-5	4-4	4	5	9	1	20	3	0	2	0	35		
11	Ryan Kalkbrenner	c	8-9	0-0	1-1	2	6	8	0	17	0	1	5	1	33		
02	Ryan Nembarth	g	5-8	1-3	0-0	0	10	10	2	11	8	5	0	0	38		
23	Trey Alexander	g	4-11	2-5	3-4	0	0	0	2	13	2	0	0	0	31		
55	Baylor Scheierman	g	6-10	2-6	0-0	0	4	4	1	14	2	4	0	1	33		
01	Ben Stolzberg	g	0-0	0-0	0-0	0	0	0	0	0	0	0	0	0	2		
04	Shereef Mitchell	g															

Game 25 at Butler

Official Basketball Box Score -- Game Totals -- Final Statistics
Xavier vs Butler
 02/10/23 7:00 pm at Indianapolis, IN

Xavier 67 • 19-6, 11-3 BE

#	Player	Total			3-Ptr			Rebounds			PF	TP	A	T	Blk	Stl	Min
		FG-FGA	FG-FGA	FT-FTA	Off	Def	Tot	Off	Def	Tot							
02	Jerome Hunter	f	3-6	0-0	0-1	4	3	7	2	6	2	4	0	0	0	37	
24	Jack Nunge	f	5-13	2-5	2-3	3	5	8	0	14	1	1	0	1	34		
00	Souley Boum	g	4-14	2-7	2-2	1	1	2	1	12	3	4	0	0	32		
03	Colby Jones	g	7-12	1-3	2-5	1	7	8	2	17	2	3	0	3	37		
05	Adam Kunkel	g	5-9	2-6	1-2	0	2	2	4	13	3	2	0	1	36		
01	Desmond Claude	g	2-2	0-0	1-1	0	2	2	5	1	2	0	0	0	16		
04	Cesare Edwards	g	0-0	0-0	0-0	0	3	3	0	0	1	1	0	0	7		
12	Kam Craft	g	0-0	0-0	0-0	0	0	0	0	0	0	0	0	0	1		
	Team					2	0	2									
	Totals		26-56	7-21	8-14	11	23	34	14	67	12	18	1	5	200		

FG % 1st Half: 8-26 30.8% 2nd half: 18-30 60.0% Game: 26-56 46.4%
 3FG % 1st Half: 3-8 37.5% 2nd half: 4-13 30.8% Game: 7-21 33.3%
 FT % 1st Half: 2-6 33.3% 2nd half: 6-8 75.0% Game: 8-14 57.1%

Butler 69 • 13-13, 5-10 BE

#	Player	Total			3-Ptr			Rebounds			PF	TP	A	T	Blk	Stl	Min
		FG-FGA	FG-FGA	FT-FTA	Off	Def	Tot	Off	Def	Tot							
24	Ali Ali	f	3-8	1-4	2-2	0	1	1	5	9	2	5	1	0	36		
41	Simas Lukosius	f	5-10	2-3	0-1	0	3	4	12	3	3	0	2	31			
15	Manny Bates	c	9-10	0-0	1-2	0	4	4	1	19	3	1	5	34			
02	Eric Hunter Jr.	g	3-6	1-3	0-0	0	4	4	1	7	4	1	0	40			
13	Jayden Taylor	g	5-12	1-5	9-11	0	6	6	2	20	1	3	0	14			
01	Jalen Thomas	g	0-0	0-0	2-2	0	2	2	4	2	0	1	3	19			
12	Myles Tate	g	0-0	0-0	0-0	0	0	0	0	0	0	0	0	0+			
	Team					1	2	3									
	Totals		25-46	5-15	14-18	1	22	23	17	69	13	16	9	5	200		

FG % 1st Half: 14-21 66.7% 2nd half: 11-25 44.0% Game: 25-46 54.3%
 3FG % 1st Half: 4-7 57.1% 2nd half: 1-8 12.5% Game: 5-15 33.3%
 FT % 1st Half: 3-5 60.0% 2nd half: 11-13 84.6% Game: 14-18 77.8%

Officials: Courtney Green,Lamar Simpson,Jeffrey Anderson
 Technical fouls: Xavier-None. Butler-None.
 Attendance: 9352

Score by periods	1st	2nd	Total
Xavier	21	46	67
Butler	35	34	69

	In	Off	2nd	Fast	Bench
Points	Paint	T/O	Chance	Break	
XU	36	10	4	3	5
BUTLER	36	13	0	6	2

Last FG - XU 2nd-00:15, BUTLER 2nd-00:02.
 Largest lead - XU None, BUTLER by 15 1st-05:06.
 XU led for 00:00. BUTLER led for 37:43. Game was tied for 02:17.

Score tied - 3 times.
 Lead changed - 0 times.

Game 27 vs. DePaul

Official Basketball Box Score -- Game Totals -- Final Statistics
DePaul vs Xavier
 02/18/23 4:00 pm at Cincinnati, OH

DePaul 68 • 9-18, 3-13 BE

#	Player	Total			3-Ptr			Rebounds			PF	TP	A	T	Blk	Stl	Min
		FG-FGA	FG-FGA	FT-FTA	Off	Def	Tot	Off	Def	Tot							
01	Javan Johnson	f	4-8	2-3	0-0	1	1	2	0	10	4	2	0	0	32		
11	Eral Penn	f	0-2	0-1	3-4	1	3	4	4	3	0	1	1	0	21		
14	Nick Ongenda	c	2-11	0-0	1-2	0	8	8	5	5	2	1	4	1	21		
02	Umoha Gibson	g	6-10	5-7	0-0	1	2	3	0	17	3	4	0	0	28		
05	Philmon Gebrewhit	g	1-5	0-3	0-0	0	2	2	1	2	1	0	0	1	18		
00	Zion Cruz	g	0-0	0-0	0-0	0	0	0	1	0	0	2	0	0	7		
03	Jalen Terry	g	2-3	1-1	1-2	0	3	3	3	6	0	0	0	0	18		
04	K.T. Raimsey	g	2-4	0-2	5-5	0	1	1	1	9	3	0	0	1	8		
21	Da'Sean Nelson	g	7-12	1-3	1-1	0	6	6	2	16	2	4	1	2	34		
23	Caleb Murphy	g	0-2	0-0	0-0	0	1	1	1	0	3	1	0	0	13		
	Team					1	2	3									
	Totals		24-57	9-20	11-14	4	29	33	18	68	18	15	6	5	200		

FG % 1st Half: 11-29 37.9% 2nd half: 13-28 46.4% Game: 24-57 42.1%
 3FG % 1st Half: 3-7 42.9% 2nd half: 6-13 46.2% Game: 9-20 45.0%
 FT % 1st Half: 2-3 66.7% 2nd half: 9-11 81.8% Game: 11-14 78.6%

Xavier 82 • 20-7, 12-4 BE

#	Player	Total			3-Ptr			Rebounds			PF	TP	A	T	Blk	Stl	Min
		FG-FGA	FG-FGA	FT-FTA	Off	Def	Tot	Off	Def	Tot							
02	Jerome Hunter	f	7-12	0-1	1-2	2	7	9	1	15	0	0	0	1	27		
24	Jack Nunge	f	7-10	0-3	4-4	3	7	10	2	18	4	0	1	0	29		
00	Souley Boum	g	4-12	2-7	1-4	0	6	6	3	11	2	3	0	1	35		
03	Colby Jones	g	5-13	2-5	2-3	3	4	4	2	14	2	0	0	4	32		
05	Adam Kunkel	g	5-12	4-8	2-2	1	4	5	1	16	8	2	0	2	36		
04	Cesare Edwards	g	3-5	0-0	1-2	3	2	5	2	7	0	0	0	0	14		
15	KyKy Tandy	g	0-1	0-1	0-0	0	0	0	0	2	2	0	1	1	13		
22	Dionte Miles	g	0-1	0-0	0-2	1	0	1	3	0	0	1	0	0	4		
25	Michael Wolf	g	0-0	0-0	0-0	0	0	0	0	0	0	0	0	0	1		
31	Ian Sabourin	g	0-0	0-0	0-0	0	0	0	0	0	0	0	0	0	1		
34	Elijah Tucker	g	0-2	0-0	1-3	0	0	0	0	1	1	0	0	0	5		
35	Bob Nunge	g	0-0	0-0	0-0	0	0	0	0	0	0	0	0	0	1		
45	Bradley Colbert	g	0-1	0-0	0-0	0	0	0	1	0	0	0	0	0	2		
	Team					1	0	1									
	Totals		31-69	8-25	12-22	14	27	41	15	82	19	9	1	9	200		

FG % 1st Half: 19-35 54.3% 2nd half: 12-34 35.3% Game: 31-69 44.9%
 3FG % 1st Half: 8-17 47.1% 2nd half: 0-8 0.0% Game: 8-25 32.0%
 FT % 1st Half: 3-5 60.0% 2nd half: 9-17 52.9% Game: 12-22 54.5%

Officials: Nathan Farrell,Tony Chiazza,James Breeding
 Technical fouls: DePaul-None. Xavier-None.
 Attendance: 10403

Score by periods	1st	2nd	Total
DePaul	27	41	68
Xavier	49	33	82

	In	Off	2nd	Fast	Bench
Points	Paint	T/O	Chance	Break	
DEPAUL	20	14	3	13	3
XU	40	15	17	4	8

Last FG - DEPAUL 2nd-00:06, XU 2nd-00:50.
 Largest lead - DEPAUL by 1 1st-13:48, XU by 28 2nd-05:08.
 DEPAUL led for 00:50. XU led for 38:43. Game was tied for 00:27.

Score tied - 0 times.
 Lead changed - 2 times.

Game 26 at Marquette

Official Basketball Box Score -- Game Totals -- Final Statistics
Xavier vs Marquette
 02/15/23 6:00 pm at Milwaukee, WI

Xavier 68 • 19-7, 11-4 BE

#	Player	Total			3-Ptr			Rebounds			PF	TP	A	T	Blk	Stl	Min
		FG-FGA	FG-FGA	FT-FTA	Off	Def	Tot	Off	Def	Tot							
02	Jerome Hunter	f	3-5	0-0	4-4	0	5	5	2	10	3	1	0	0	30		
24	Jack Nunge	f	4-8	1-3	1-2	1	5	6	3	10	1	4	1	0	35		
00	Souley Boum	g	10-15	4-8	0-0	0	5	5	1	24	2	7	0	0	40		
03	Colby Jones	g	5-8	1-3	2-3	1	7	8	2	13	5	0	1	38			
05	Adam Kunkel	g	3-11	1-4	0-0	0	3	3	5	7	2	4	0	4	28		
04	Cesare Edwards	g	1-1	0-0	0-0	0	1	1	0	2	1	0	0	0	5		
15	KyKy Tandy	g	1-3	0-1	0-0	0	1	1	2	2	2	1	0	0	24		
	Team					2	1	3									
	Totals		27-51	7-19	7-9	4	28	32	15	68	16	17	1	5	200		

FG % 1st Half: 13-31 41.9% 2nd half: 14-20 70.0% Game: 27-51 52.9%
 3FG % 1st Half: 2-12 16.7% 2nd half: 5-7 71.4% Game: 7-19 36.8%
 FT % 1st Half: 0-1 0.0% 2nd half: 7-8 87.5% Game: 7-9 77.8%

Marquette 69 • 21-6, 13-3 BE

#	Player	Total			3-Ptr			Rebounds			PF	TP	A	T	Blk	Stl	Min
		FG-FGA	FG-FGA	FT-FTA	Off	Def	Tot	Off	Def	Tot							
12	Olivier-Maxence Pros	f	2-7	0-2	3-4	2	1	3	2	7	0	1	0	0	35		
03	Kamo Ighodaro	f	6-10	0-0	2-2	6	3	9	2	14	3	1	0	1	38		
11	Kam Jones	g	2-14	1-7	0-0	0	4	4	0	5	3	0	0	1	31		
04	Stevie Mitchell	g	6-11	1-4	4-5	3	1	4	2	17	1	0	0	6	31		
11	Tyler Koleck	g	5-14	2-4	3-4	1	7	8	4	15	5	3	0	1	34		
05	Chase Ross	g	0-1	0-0	0-0	0	1	1	0	0	0	0	0	0	8		
21	Ben Gold	g	1-1														

Game 29 at Seton Hall

Official Basketball Box Score -- Game Totals -- Final Statistics
Xavier vs Seton Hall
 02/24/23 7:00 pm at Newark, NJ

Xavier 82 • 21-8, 13-5 BE

#	Player	Total			3-Ptr			Rebounds			PF	TP	A	T	Blk	Stl	Min
		FG	FGA	FT	FTA	Off	Def	Tot									
02	Jerome Hunter	f	5-10	0-1	2-2	5	4	9	2	12	2	4	3	1	33		
24	Jack Nunge	f	4-8	0-1	0-0	3	2	5	3	8	5	3	1	1	28		
00	Souley Boum	g	8-13	5-8	2-2	0	4	4	2	23	3	0	0	1	39		
03	Colby Jones	g	5-10	2-6	7-8	1	1	2	2	19	1	2	0	0	20		
05	Adam Kunkel	g	4-8	3-5	2-2	0	5	5	5	13	2	3	0	1	29		
01	Desmond Claude	g	1-5	0-2	0-0	0	6	6	1	2	4	1	0	2	32		
04	Cesare Edwards	g	2-4	0-0	1-2	3	2	5	4	5	0	1	0	0	17		
34	Elijah Tucker	g	0-2	0-0	0-0	1	0	1	1	0	0	0	0	1	2		
Team			1	4	5												
Totals			29-60	10-23	14-16	14	28	42	20	82	17	14	4	7	200		

FG % 1st Half: 15-29 51.7% 2nd half: 14-31 45.2% Game: 29-60 48.3%
 3FG % 1st Half: 6-10 60.0% 2nd half: 4-13 30.8% Game: 10-23 43.5%
 FT % 1st Half: 4-4 100.0% 2nd half: 10-12 83.3% Game: 14-16 87.5%

Seton Hall 60 • 16-13, 9-9 BE

#	Player	Total			3-Ptr			Rebounds			PF	TP	A	T	Blk	Stl	Min
		FG	FGA	FT	FTA	Off	Def	Tot									
04	Tyrese Samuel	f	2-3	0-0	2-4	0	2	2	2	6	1	2	1	0	21		
13	KC Ndefo	f	2-7	0-0	0-0	1	2	3	4	4	1	0	2	2	20		
02	Al-Amir Dawes	g	1-10	0-5	1-2	0	2	2	2	3	4	2	0	0	31		
15	Jamir Harris	g	1-6	1-5	0-0	1	1	2	1	3	1	0	0	0	31		
21	Femi Odukale	g	4-9	0-1	1-2	0	3	3	5	9	2	3	2	2	24		
01	Tray Jackson	g	3-6	1-3	1-2	1	1	2	0	8	0	2	0	1	18		
14	Dre Davis	g	5-8	1-2	2-3	3	2	5	1	13	1	2	0	0	19		
20	Jaquan Sanders	g	4-6	2-4	1-1	1	2	3	2	11	2	0	2	0	20		
22	Tae Davis	g	0-2	0-0	3-4	2	0	2	1	3	0	2	0	1	15		
50	Elijah Muhammad	g	0-0	0-0	0-0	0	0	0	0	0	0	0	0	0	1		
Team			2	1	3												
Totals			22-57	5-20	11-18	11	16	27	18	60	12	12	8	6	200		

FG % 1st Half: 8-31 25.8% 2nd half: 14-26 53.8% Game: 22-57 38.6%
 3FG % 1st Half: 1-9 11.1% 2nd half: 4-11 36.4% Game: 5-20 25.0%
 FT % 1st Half: 4-8 50.0% 2nd half: 7-10 70.0% Game: 11-18 61.1%

Officials: Earl Walton, Brian O'Connell, Pat Driscoll
 Technical fouls: Xavier-Jerome Hunter; Souley Boum. Seton Hall-KC Ndefo;
 Jaquan Sanders.
 Attendance: 10481

Score by periods	1st	2nd	Total
Xavier	40	42	82
Seton Hall	21	39	60

	Points	In	Off	2nd	Fast	Bench
		Paint	T/O	Chance	Break	
XU	36	8	18	7	7	
SHU	30	17	10	0	35	

Last FG - XU 2nd-02:05, SHU 2nd-00:01.
 Largest lead - XU by 29 2nd-02:05, SHU by 3 1st-18:03.
 XU led for 34:06. SHU led for 01:00. Game was tied for 04:54.
 Score tied - 2 times.
 Lead changed - 3 times.

Game 30 at Providence

Official Basketball Box Score -- Game Totals -- Final Statistics
Xavier vs Providence
 03/01/23 6:30 pm at Providence, RI

Xavier 94 • 22-8, 14-5 BE

#	Player	Total			3-Ptr			Rebounds			PF	TP	A	T	Blk	Stl	Min
		FG	FGA	FT	FTA	Off	Def	Tot									
02	Jerome Hunter	f	3-5	0-0	1-2	0	3	3	3	7	2	3	1	0	28		
24	Jack Nunge	f	3-7	1-2	2-3	3	5	8	4	9	1	0	1	1	30		
00	Souley Boum	g	11-19	4-9	7-7	1	6	7	3	33	4	3	1	0	39		
03	Colby Jones	g	10-11	3-3	6-7	0	9	9	1	29	4	0	0	0	37		
05	Adam Kunkel	g	1-6	0-2	0-0	0	1	1	5	2	3	0	0	1	24		
01	Desmond Claude	g	5-9	2-4	0-0	0	2	2	5	12	0	1	1	0	27		
04	Cesare Edwards	g	1-4	0-0	0-1	3	1	4	3	2	0	1	1	0	15		
Team			1	2	3												
Totals			34-61	10-20	16-20	8	29	37	24	94	14	8	5	2	200		

FG % 1st Half: 16-36 44.4% 2nd half: 18-25 72.0% Game: 34-61 55.7%
 3FG % 1st Half: 5-11 45.5% 2nd half: 5-9 55.6% Game: 10-20 50.0%
 FT % 1st Half: 8-11 72.7% 2nd half: 8-9 88.9% Game: 16-20 80.0%

Providence 89 • 21-9, 13-6 BE

#	Player	Total			3-Ptr			Rebounds			PF	TP	A	T	Blk	Stl	Min
		FG	FGA	FT	FTA	Off	Def	Tot									
05	Ed Crosswell	f	5-10	1-1	6-10	7	6	13	4	17	1	1	0	0	36		
23	Bryce Hopkins	f	4-11	2-3	7-9	2	4	6	1	17	3	0	1	0	36		
04	Jared Bynum	g	6-10	1-4	1-1	1	2	3	3	14	3	3	1	1	25		
10	Noah Locke	g	4-9	3-5	4-4	1	3	4	3	15	1	2	0	0	33		
22	Devin Carter	g	5-12	2-4	3-4	1	2	3	4	15	1	1	0	2	31		
00	Alyn Breed	g	0-4	0-1	0-0	0	3	3	0	0	2	0	0	2	13		
01	Jayden Pierre	g	0-1	0-0	2-2	0	1	1	0	2	1	0	1	0	7		
14	Corey Floyd, Jr.	g	2-5	2-3	2-2	0	1	1	1	8	0	0	0	0	11		
21	Clifton Moore	g	0-0	0-0	1-2	0	0	0	1	1	0	0	0	0	4		
30	Rafael Castro	g	0-2	0-1	0-0	0	0	0	0	0	0	0	0	0	4		
Team			4	0	4												
Totals			26-64	11-22	26-34	16	22	38	17	89	12	7	3	5	200		

FG % 1st Half: 9-29 31.0% 2nd half: 17-35 48.6% Game: 26-64 40.6%
 3FG % 1st Half: 4-7 57.1% 2nd half: 7-15 46.7% Game: 11-22 50.0%
 FT % 1st Half: 14-17 82.4% 2nd half: 12-17 70.6% Game: 26-34 76.5%

Officials: Tommy Morrissey, Roger Ayers, Jeff Anderson
 Technical fouls: Xavier-None. Providence-TEAM.
 Attendance: 12400

Score by periods	1st	2nd	Total
Xavier	45	49	94
Providence	36	53	89

	Points	In	Off	2nd	Fast	Bench
		Paint	T/O	Chance	Break	
XU	32	10	7	4	14	
PROV	24	11	14	8	11	

Last FG - XU 2nd-01:31, PROV 2nd-00:02.
 Largest lead - XU by 22 1st-06:01, PROV None.
 XU led for 38:28. PROV led for 00:00. Game was tied for 01:32.
 Score tied - 1 time.
 Lead changed - 0 times.

Game 31 vs. Butler

Official Basketball Box Score -- Game Totals -- Final Statistics
Butler vs Xavier
 03/04/23 7:00 pm at Cincinnati, OH

Butler 66 • 14-17, 6-14 BE

#	Player	Total			3-Ptr			Rebounds			PF	TP	A	T	Blk	Stl	Min
		FG	FGA	FT	FTA	Off	Def	Tot									
01	Simas Lukosius	f	3-12	1-7	2-2	0	3	3	4	9	2	1	0	2	40		
04	Jalen Thomas	c	4-5	1-1	3-4	1	1	2	5	12	0	0	0	0	21		
15	Manny Bates	c	2-3	0-0	1-1	0	3	3	1	5	0	0	0	0	11		
02	Eric Hunter Jr.	g	3-6	0-2	1-2	0	3	3	3	7	2	0	2	3	34		
13	Jayden Taylor	g	6-14	0-2	4-4	1	2	3	2	16	0	3	0	1	38		
03	Chuck Harris	g	6-12	1-2	0-0	1	1	2	3	13	4	1	0	1	35		
11	Myles Wilmoth	g	0-0	0-0	0-0	0	0	0	0	0	0	0	0	0	1		
12	Myles Tate	g	1-2	0-1	0-0	0	1	1	1	2	2	1	0	0	10		
14	Pierce Thomas	g	0-0	0-0	0-0	0	0	0	0	0	0	0	0	0	1		
22	Connor Turnbull	g	0-1	0-1	2-2	0	0	0	0	2	1	2	0	0	9		
Team			2	1	3												
Totals			25-55	3-16	13-15	5	15	20	19	66	16	10	0	6	200		

FG % 1st Half: 11-30 36.7% 2nd half: 14-25 56.0% Game: 25-55 45.5%
 3FG % 1st Half: 1-7 14.3% 2nd half: 2-9 22.2% Game: 3-16 18.8%
 FT % 1st Half: 4-5 80.0% 2nd half: 9-10 90.0% Game: 13-15 86.7%

Xavier 78 • 23-8, 15-5 BE

#	Player	Total			3-Ptr			Rebounds			PF	TP	A	T	Blk	Stl	Min
		FG	FGA	FT	FTA	Off	Def	Tot									
02	Jerome Hunter	f	3-5	0-0	3-7	2	3	5	3	9	2	1	1	1	32		
24	Jack Nunge	f	4-6	1-2	1-2	2	2	4	4	10	1	1	0	1	35		
00	Souley Boum	g	3-9	1-3	4-6	2	4	6	2	11	3	1	0	0	25		
03	Colby Jones	g	8-10	1-1	4-6	3	5	8	3	20	4	4	0	1	39		
05	Adam Kunkel	g	5-12	2-5	6-6	0	4	4	1	18	4	2	0	1	32		
01	Desmond Claude	g	2-7	0-1	0-0	1	6	7	1	4	3	2	1	1	24		
04	Cesare Edwards	g	3-3	0-0	0-0	1	1	2	3	6	2	1					

Game 33 vs. Creighton (BIG EAST Tournament)

Official Basketball Box Score -- Game Totals -- Final Statistics
Creighton vs Xavier
 03/10/23 9:00 pm at New York, NY

Creighton 60 • 21-12

#	Player	Total		3-Ptr		Rebounds			PF	TP	A	TO	Blk	Stl	Min
		FG-FGA	FG-FGA	FT-FTA	Off	Def	Tot								
24	Arthur Kaluma	f	3-8	1-5	0-0	0	2	2	3	7	0	0	0	0	24
11	Ryan Kalkbrenner	c	7-7	1-1	3-4	2	1	3	1	18	1	2	1	3	33
02	Ryan Nembhard	d	2-12	1-3	0-0	1	5	6	3	5	6	2	1	0	31
23	Trey Alexander	g	4-11	2-4	2-2	1	3	4	1	12	2	4	0	2	29
55	Baylor Scheierman	g	4-10	1-5	6-6	1	6	7	1	15	2	3	1	0	29
01	Ben Shtolzburg	g	0-0	0-0	0-0	0	2	2	0	0	0	0	0	0	5
04	Shereef Mitchell	g	1-2	1-1	0-0	0	0	0	1	3	0	0	1	1	10
05	Francisco Farabello	g	0-2	0-1	0-0	0	0	0	2	0	1	1	0	1	17
10	Zander Yates	g	0-0	0-0	0-0	0	0	0	0	0	0	0	0	0	1
13	Mason Miller	g	0-1	0-1	0-0	0	0	0	2	0	0	0	0	0	12
14	Sami Osmani	g	0-1	0-1	0-0	0	1	1	0	0	0	0	0	0	1
21	Evan Young	g	0-1	0-1	0-0	0	0	0	0	0	0	0	0	0	1
33	Fredrick King	g	0-1	0-0	0-0	1	0	1	0	0	0	1	0	0	7
Team						1	1	2							
Totals			21-56	7-23	11-12	7	21	28	14	60	12	13	4	7	200

FG % 1st Half: 10-27 37.0% 2nd half: 11-29 37.9% Game: 21-56 37.5%
 3FG % 1st Half: 3-8 37.5% 2nd half: 4-15 26.7% Game: 7-23 30.4%
 FT % 1st Half: 3-4 75.0% 2nd half: 8-8 100.0% Game: 11-12 91.7%

Xavier 82 • 25-8

#	Player	Total		3-Ptr		Rebounds			PF	TP	A	TO	Blk	Stl	Min
		FG-FGA	FG-FGA	FT-FTA	Off	Def	Tot								
02	Jerome Hunter	f	3-7	0-2	0-0	1	7	8	2	6	2	1	0	0	29
24	Jack Nunge	f	7-13	1-2	2-3	4	3	7	1	17	1	1	0	2	30
00	Souley Boum	g	7-17	5-8	4-4	0	5	5	1	23	6	2	0	0	37
03	Colby Jones	g	7-13	0-1	0-0	3	7	10	0	14	0	2	0	1	35
05	Adam Kunkel	g	4-7	0-1	0-0	0	4	4	1	8	2	2	1	1	29
01	Desmond Claude	g	4-10	0-2	3-4	2	0	2	3	11	0	0	0	4	25
04	Cesare Edwards	g	0-1	0-0	0-0	0	2	2	1	0	0	1	0	0	11
34	Elijah Tucker	g	1-2	1-1	0-0	1	0	1	0	3	0	1	0	0	2
35	Bob Nunge	g	0-0	0-0	0-0	0	0	0	0	0	0	0	0	0	1
45	Bradley Colbert	g	0-0	0-0	0-0	0	0	0	0	0	0	0	0	0	1
Team						5	1	6							
Totals			33-70	7-17	9-11	16	29	45	9	82	11	10	1	8	200

FG % 1st Half: 16-38 42.1% 2nd half: 17-32 53.1% Game: 33-70 47.1%
 3FG % 1st Half: 3-11 27.3% 2nd half: 4-6 66.7% Game: 7-17 41.2%
 FT % 1st Half: 5-6 83.3% 2nd half: 4-5 80.0% Game: 9-11 81.8%

Officials: Brent Hampton,Lamar Simpson,James Breeding
 Technical fouls: Creighton-None. Xavier-None.
 Attendance: 19812

Score by periods	1st	2nd	Total
Creighton	26	34	60
Xavier	40	42	82

	Points	In Paint	Off T/O	2nd Chance	Fast Break	Bench
CU	24	6	10	6	3	4
XU	40	17	16	8	3	14

Last FG - CU 2nd-01:50, XU 2nd-01:18.
 Largest lead - CU by 5 1st-18:43, XU by 22 2nd-02:42.
 CU led for 02:47. XU led for 35:47. Game was tied for 01:24.

Score tied - 3 times.
 Lead changed - 1 time.

Game 35 vs. Kennesaw State (NCAA Tournament)

Official Basketball Box Score -- Game Totals -- Final Statistics
Kennesaw St. vs Xavier
 03/17/23 12:40 pm at Greensboro, NC

Kennesaw St. 67 • 26-9

#	Player	Total		3-Ptr		Rebounds			PF	TP	A	TO	Blk	Stl	Min
		FG-FGA	FG-FGA	FT-FTA	Off	Def	Tot								
00	Demond Robinson	f	4-7	0-1	0-0	1	7	8	1	8	2	0	0	0	25
01	Terrrell Burden	g	6-16	0-1	2-5	2	5	7	1	14	2	1	0	0	34
03	Chris Youngblood	g	5-10	2-3	2-3	1	0	1	5	14	1	1	1	1	33
05	Brandon Stroud	g	0-5	0-3	2-2	0	4	4	4	2	1	2	0	2	23
22	Spencer Rodgers	g	4-8	2-5	0-0	1	1	2	3	10	1	3	0	0	27
02	Simeon Cottle	g	3-5	1-2	0-0	0	1	1	0	7	0	0	0	0	6
04	Cole LaRue	g	0-0	0-0	0-0	0	0	0	0	0	0	0	0	0	0+
10	Alex Peterson	g	3-7	0-0	0-1	1	3	4	2	6	0	0	0	2	15
13	Kasen Jennings	g	2-3	0-1	0-0	1	2	3	2	4	4	3	0	0	20
21	Armani Harris	g	0-0	0-0	0-0	0	0	0	1	0	0	1	0	0	2
24	Quincy Ademokoya	g	0-3	0-3	2-2	1	2	3	2	2	1	0	0	0	15
Team						2	3	5							
Totals			27-64	5-19	8-13	10	28	38	21	67	12	11	1	5	200

FG % 1st Half: 17-32 53.1% 2nd half: 10-32 31.3% Game: 27-64 42.2%
 3FG % 1st Half: 5-12 41.7% 2nd half: 0-7 0.0% Game: 5-19 26.3%
 FT % 1st Half: 4-8 50.0% 2nd half: 4-5 80.0% Game: 8-13 61.5%

Xavier 72 • 26-9

#	Player	Total		3-Ptr		Rebounds			PF	TP	A	TO	Blk	Stl	Min
		FG-FGA	FG-FGA	FT-FTA	Off	Def	Tot								
02	Jerome Hunter	f	8-11	0-0	8-8	1	4	5	3	24	0	1	1	1	31
24	Jack Nunge	f	4-10	0-3	2-4	1	10	11	2	10	3	0	2	2	35
00	Souley Boum	g	5-13	1-5	6-6	0	5	5	2	17	2	2	0	0	39
03	Colby Jones	g	4-13	0-2	4-8	1	5	6	4	12	4	2	0	1	36
05	Adam Kunkel	g	3-5	1-2	1-2	0	4	4	4	8	6	1	0	1	35
01	Desmond Claude	g	0-0	0-0	1-2	0	2	2	1	1	1	4	1	1	21
04	Cesare Edwards	g	0-0	0-0	0-0	0	1	1	1	0	0	0	0	0	3
Team						1	1	2							
Totals			24-52	2-12	22-30	4	32	36	17	72	16	10	4	6	200

FG % 1st Half: 13-27 48.1% 2nd half: 11-25 44.0% Game: 24-52 46.2%
 3FG % 1st Half: 1-7 14.3% 2nd half: 1-5 20.0% Game: 2-12 16.7%
 FT % 1st Half: 9-13 69.2% 2nd half: 13-17 76.5% Game: 22-30 73.3%

Officials: Chuck Jones,Rob Riley,Jeff Clark
 Technical fouls: Kennesaw St.-None. Xavier-None.
 Attendance:

Score by periods	1st	2nd	Total
Kennesaw St.	43	24	67
Xavier	36	36	72

	Points	In Paint	Off T/O	2nd Chance	Fast Break	Bench
KENNST	30	11	8	8	19	1
XU	36	14	6	2	2	1

Last FG - KENNST 2nd-01:23, XU 2nd-01:44.
 Largest lead - KENNST by 13 2nd-15:50, XU by 9 1st-16:09.
 KENNST led for 19:49. XU led for 14:00. Game was tied for 06:11.

Score tied - 6 times.
 Lead changed - 6 times.

Game 34 vs. Marquette (BIG EAST Tournament)

Official Basketball Box Score -- Game Totals -- Final Statistics
Xavier vs Marquette
 03/11/23 6:30 pm at New York, NY

Xavier 51 • 25-9

#	Player	Total		3-Ptr		Rebounds			PF	TP	A	TO	Blk	Stl	Min
		FG-FGA	FG-FGA	FT-FTA	Off	Def	Tot								
02	Jerome Hunter	f	5-9	0-0	0-1	6	2	8	2	10	2	0	0	0	25
24	Jack Nunge	f	3-6	0-1	0-0	1	6	7	2	6	2	1	2	0	24
00	Souley Boum	g	0-9	0-5	1-2	2	2	4	3	1	2	0	0	0	24
03	Colby Jones	g	3-11	0-3	1-3	0	5	5	2	7	2	3	0	0	37
05	Adam Kunkel	g	5-17	4-9	0-0	0	4	4	3	14	1	1	0	1	35
01	Desmond Claude	g	5-8	1-2	0-0	0	4	4	0	11	3	4	0	0	32
04	Cesare Edwards	g	0-1	0-0	1-3	2	4	6	2	1	3	0	1	1	18
34	Elijah Tucker	g	0-0	0-0	1-2	0	1	1	0	1	0	1	0	0	5
Team						3	4	7							
Totals			21-61	5-20	4-11	14	32	46	14	51	13	13	2	2	200

FG % 1st Half: 11-34 32.4% 2nd half: 10-27 37.0% Game: 21-61 34.4%
 3FG % 1st Half: 1-8 12.5% 2nd half: 4-12 33.3% Game: 5-20 25.0%
 FT % 1st Half: 1-2 50.0% 2nd half: 3-9 33.3% Game: 4-11 36.4%

Marquette 65 • 28-6

#	Player	Total		3-Ptr		Rebounds			PF	TP	A	TO	Blk	Stl	Min
		FG-FGA	FG-FGA	FT-FTA	Off	Def	Tot								
12	Olivier-Maxence Pros	f	1-7	1-4	6-6	2	1	3	4	9	0	0	0	1	29
13	Oso Ighodaro	f	1-3	0-0	0-0	2	7	9	1	2	3	0	2	1	35
01	Kam Jones	g	4-13	0-8	3-4	0	5	5	0	11	4	0	1	1	29
04	Stevie Mitchell	g	2-4	1-2	4-5										

Game 36 vs. Pitt (NCAA Tournament)

Game 37 vs. Texas (NCAA Tournament)

Official Basketball Box Score - Game Totals - Final Statistics
Pittsburgh vs Xavier
03/19/23 12:10 pm at Greensboro, NC

Pittsburgh 73 • 24-12

#	Player	Total			3-Ptr			Rebounds			PF	TP	A	TO	Blk	Stl	Min
		FG-FGA	FG-FGA	FT-FTA	FG-FGA	FG-FGA	FT-FTA	Off	Def	Tot							
02	Blake Hinson	7-13	3-8	1-2	0	5	5	4	18	1	0	1	0	0	29		
25	Guillermo Diaz Graha	4-7	0-1	3-6	5	3	8	4	11	2	1	3	1	34			
00	Nelly Cummings	3-14	1-5	2-2	1	2	3	4	9	5	3	0	0	36			
03	Greg Elliott	1-6	1-2	3-3	2	4	6	1	6	0	0	1	0	31			
11	Jamarius Burton	7-18	0-1	2-3	2	5	7	3	16	2	2	0	1	36			
22	Nike Sibande	3-9	0-1	0-2	0	9	9	1	6	1	2	0	0	25			
31	Jorge Diaz Graham	2-3	1-2	2-2	0	1	1	1	7	0	0	0	0	8			
33	Federiko Federiko	0-0	0-0	0-0	0	0	0	0	0	0	0	0	0	1			
	Team				0	2	2										
	Totals	27-70	6-20	13-20	10	31	41	18	73	11	9	5	2	200			

FG % 1st Half: 12-30 40.0% 2nd half: 15-40 37.5% Game: 27-70 38.6%
 3FG % 1st Half: 3-9 33.3% 2nd half: 3-11 27.3% Game: 6-20 30.0%
 FT % 1st Half: 7-8 87.5% 2nd half: 6-12 50.0% Game: 13-20 65.0%

Xavier 84 • 27-9

#	Player	Total			3-Ptr			Rebounds			PF	TP	A	TO	Blk	Stl	Min
		FG-FGA	FG-FGA	FT-FTA	FG-FGA	FG-FGA	FT-FTA	Off	Def	Tot							
02	Jerome Hunter	6-10	0-0	2-2	3	2	5	3	14	2	2	0	1	27			
24	Jack Nunge	8-12	0-2	2-5	1	2	3	5	18	3	3	2	0	24			
00	Souley Boum	3-13	1-7	7-8	0	7	7	3	14	5	1	0	0	37			
03	Colby Jones	4-9	2-3	0-1	0	14	14	2	10	7	1	1	0	37			
05	Adam Kunkel	5-11	5-8	0-0	0	4	4	3	15	3	1	0	0	37			
01	Desmond Claude	3-7	0-4	5-10	0	3	3	3	11	2	0	0	0	31			
04	Cesare Edwards	1-1	0-0	0-0	0	0	0	2	2	0	0	1	0	7			
	Team				3	5	8										
	Totals	30-63	8-24	16-26	7	37	44	21	84	22	8	4	6	200			

FG % 1st Half: 19-36 52.8% 2nd half: 11-27 40.7% Game: 30-63 47.6%
 3FG % 1st Half: 7-14 50.0% 2nd half: 1-10 10.0% Game: 8-24 33.3%
 FT % 1st Half: 3-3 100.0 2nd half: 13-23 56.5% Game: 16-26 61.5%

Officials: Gregory Nixon, Lamar Simpson, John Gaffney
 Technical fouls: Pittsburgh-TEAM. Xavier-None.
 Attendance:

Score by periods	1st	2nd	Total
Pittsburgh	34	39	73
Xavier	48	36	84

	Points	In Paint	Off T/O	2nd Chance	Fast Break	Bench
UP	32	4	10	2	13	
XU	42	12	4	14	13	

Score tied - 4 times.
 Lead changed - 4 times.

Last FG - UP 2nd-00:35, XU 2nd-07:22.
 Largest lead - UP by 2 1st-15:21, XU by 20 2nd-07:22.
 UP led for 01:28. XU led for 36:32. Game was tied for 02:00.

Official Basketball Box Score - Game Totals - Final Statistics
Xavier vs Texas
03/24/23 8:45 pm at Kansas City, MO

Xavier 71 • 27-10

#	Player	Total			3-Ptr			Rebounds			PF	TP	A	TO	Blk	Stl	Min
		FG-FGA	FG-FGA	FT-FTA	FG-FGA	FG-FGA	FT-FTA	Off	Def	Tot							
02	Jerome Hunter	1-3	0-0	1-2	3	4	7	0	3	1	1	0	0	26			
24	Jack Nunge	6-19	1-5	2-4	4	7	11	4	15	1	0	0	1	30			
00	Souley Boum	4-11	0-2	4-4	0	1	1	3	12	2	2	2	0	38			
03	Colby Jones	7-15	1-4	0-0	0	7	7	2	15	6	4	2	0	36			
05	Adam Kunkel	8-10	5-6	0-0	0	1	1	4	21	1	1	0	1	34			
01	Desmond Claude	1-4	0-0	1-2	1	0	1	1	3	1	3	0	0	23			
04	Cesare Edwards	1-2	0-0	0-0	1	4	5	1	2	0	1	0	0	12			
12	Kam Craft	0-0	0-0	0-0	0	0	0	0	0	0	0	0	0	1			
	Team				1	2	3										
	Totals	28-64	7-17	8-12	10	26	36	15	71	12	12	4	2	200			

FG % 1st Half: 9-33 27.3% 2nd half: 19-31 61.3% Game: 28-64 43.8%
 3FG % 1st Half: 2-8 25.0% 2nd half: 5-9 55.6% Game: 7-17 41.2%
 FT % 1st Half: 5-7 71.4% 2nd half: 3-5 60.0% Game: 8-12 66.7%

Texas 83 • 29-8

#	Player	Total			3-Ptr			Rebounds			PF	TP	A	TO	Blk	Stl	Min
		FG-FGA	FG-FGA	FT-FTA	FG-FGA	FG-FGA	FT-FTA	Off	Def	Tot							
00	Timmy Allen	4-7	1-1	2-4	1	5	6	2	11	2	2	0	3	37			
01	Dylan Disu	0-0	0-0	0-0	0	1	1	0	0	0	0	0	0	2			
23	Dillon Mitchell	0-0	0-0	0-0	0	1	1	3	0	0	1	0	0	11			
04	Tyrese Hunter	7-11	3-3	2-3	0	2	2	2	19	2	1	2	0	38			
02	Marcus Carr	7-16	2-3	2-2	0	4	4	3	18	6	2	0	0	32			
05	Arterio Morris	0-3	0-2	0-0	0	3	3	1	0	0	1	1	2	12			
10	Sir Jabari Rice	6-10	1-2	3-6	0	1	1	2	16	3	0	0	1	22			
30	Brock Cunningham	0-2	0-1	1-2	1	2	3	0	1	3	1	0	2	22			
32	Christian Bishop	8-12	0-0	2-2	3	6	9	3	18	0	1	0	0	24			
	Team				1	1	2										
	Totals	32-61	7-12	12-19	6	26	32	16	83	16	9	3	8	200			

FG % 1st Half: 17-32 53.1% 2nd half: 15-29 51.7% Game: 32-61 52.5%
 3FG % 1st Half: 3-7 42.9% 2nd half: 4-5 80.0% Game: 7-12 58.3%
 FT % 1st Half: 5-8 62.5% 2nd half: 7-11 63.6% Game: 12-19 63.2%

Officials: Tony Chiazza, Courtney Green, Roger Ayers
 Technical fouls: Xavier-None. Texas-None.
 Attendance: 17429

Score by periods	1st	2nd	Total
Xavier	25	46	71
Texas	42	41	83

	Points	In Paint	Off T/O	2nd Chance	Fast Break	Bench
XU	28	7	11	2	5	
UT	28	7	0	9	5	

Last FG - XU 2nd-00:05, UT 2nd-00:15.
 Largest lead - XU None, UT by 24 2nd-10:49.
 XU led for 00:00. UT led for 39:44. Game was tied for 00:16.

Score tied - 0 times.
 Lead changed - 0 times.







2023 BIG EAST CHAMPIONSHIP
March 8-11 in
Madison Square Garden

2023 BIG EAST CHAMPIONSHIP
All-Tournament Team

2022 BIG EAST CHAMPIONSHIP
March 9-12 in
Madison Square Garden

2022 BIG EAST CHAMPIONSHIP
All-Tournament Team

Championship
Marquette 65, Xavier 51

Semifinals
Marquette 70, UConn 68
Xavier 82, Creighton 60

Quarterfinals
Marquette 72, St. John's 70 (OT)
UConn 73, Providence 66
Xavier 89, DePaul 84
Creighton 87, Villanova 74

First Round
St. John's 76, Butler 63
DePaul 66, Seton Hall 65
Villanova 80, Georgetown 48

Dave Gavitt Trophy (Most Outstanding Player)
Tyler Kolek, Marquette

BIG EAST All-Tournament Team
Kam Jones, Marquette
David Joplin, Marquette
Colby Jones, Xavier
Adama Sanogo, UConn
Ryan Kalkbrenner, Creighton

Championship
Villanova 54, Creighton 48

Semifinals
Creighton 85, Providence 58
Villanova 63, UConn 60

Quarterfinals
Providence 65, Butler 61
Creighton 74, Marquette 63
Villanova 66, St. John's 65
Connecticut 62, Seton Hall 52

First Round
Butler 89, Xavier 82 (OT)
St. John's 92, DePaul 53
Providence 57, Georgetown 73

Dave Gavitt Trophy (Most Outstanding Player)
Collin Gillespie, Villanova

BIG EAST All-Tournament Team
Justin Moore, Villanova
Ryan Kalkbrenner, Creighton
Arthur Kaluma, Creighton
Tyrese Martin, UConn
Al Durham, Providence

2022-23 BIG EAST STANDINGS

Team (Postseason)	BIG EAST	Games	Home	Away	All	Pct.
*Marquette (NCAA)	17-3	.850	10-0	7-3	29-7	.806
Xavier (NCAA)	15-5	.750	9-1	6-4	27-10	.730
Creighton (NCAA)	14-6	.700	9-1	5-5	24-13	.649
Connecticut (NCAA)	13-7	.650	8-2	5-5	31-8	.795
Providence (NCAA)	13-7	.650	8-2	5-5	21-12	.636
Villanova (NIT)	10-10	.500	6-4	4-6	17-17	.500
Seton Hall (NIT)	10-10	.500	5-5	5-5	17-16	.515
St. John's	7-13	.350	4-6	3-7	18-15	.545
Butler	6-14	.300	4-6	2-8	14-18	.438
DePaul	3-17	.150	3-7	0-10	10-23	.303
Georgetown	2-18	.100	1-9	1-9	7-25	.219

*Won BIG EAST Tournament Championship
Player of the Year: Tyler Kolek (Marquette)
Freshman of the Year: Cam Whitmore (Villanova)
Defensive Player of the Year: Ryan Kalkbrenner (Creighton)
Coach of the Year: Shaka Smart (Marquette)

Xavier Honorees:

Jack Nunge (BIG EAST Scholar-Athlete Award)
Souley Boum (BIG EAST First Team)
Colby Jones (BIG EAST Second Team)
Jack Nunge (BIG EAST Honorable Mention)
Desmond Claude (BIG EAST All-Freshman Team)

2021-22 BIG EAST STANDINGS

Team (Postseason)	BIG EAST	Games	Home	Away	All	Pct.
Providence (NCAA)	14-3	.824	8-1	6-2	27-6	.818
*Villanova (NCAA)	16-4	.800	9-1	7-3	30-8	.789
Connecticut (NCAA)	13-6	.684	8-2	5-4	23-10	.697
Creighton (NCAA)	12-7	.632	7-2	5-5	23-12	.657
Marquette (NCAA)	11-8	.579	8-2	3-6	19-13	.594
Seton Hall (NCAA)	11-8	.579	6-3	5-5	21-11	.656
St. John's	8-11	.421	4-5	4-6	17-15	.531
Xavier (NIT)	8-11	.421	5-5	3-6	23-13	.639
Butler	6-14	.300	4-6	2-8	14-19	.424
DePaul	6-14	.300	4-6	2-8	15-16	.484
Georgetown	0-19	.000	0-9	0-10	6-25	.194

*Won BIG EAST Tournament Championship
Player of the Year: Collin Gillespie (Villanova)
Freshman of the Year: Ryan Nembhard (Creighton)
Defensive Player of the Year: Ryan Kalkbrenner (Creighton)
Coach of the Year: Ed Cooley (Providence)

Xavier Honoree:

Jack Nunge (BIG EAST Honorable Mention)



2021 BIG EAST CHAMPIONSHIP
March 10-13 in
Madison Square Garden

Championship
Georgetown 73, Creighton 48

Semifinals
Georgetown 66, Seton Hall 58
Creighton 59, Connecticut 56

Quarterfinals
Georgetown 72, Villanova 71
Seton Hall 77, St. John's 69 (OT)
Creighton 87, Butler 56
Connecticut 94, DePaul 60

First Round
Georgetown 68, Marquette 49
Butler 70, Xavier 69 (OT)
DePaul 70, Providence 62

2021 BIG EAST CHAMPIONSHIP
All-Tournament Team

Dave Gavitt Trophy
(Most Outstanding Player)
Dante Harris, Georgetown

BIG EAST All-Tournament Team
Jahvon Blair, Georgetown
Qudus Wahab, Georgetown
Marcus Zegarowski, Creighton
Adama Sanogo, UConn
Jared Rhoden, Seton Hall

2020 BIG EAST CHAMPIONSHIP
March 11-12 in
Madison Square Garden

Championship
N/A

Semifinals
N/A

Quarterfinals
N/A

First Round
St. John's 75, Georgetown 62
DePaul 71, Xavier 67

2020-21 BIG EAST STANDINGS

Team (Postseason)	BIG EAST	Games	Home	Away	All	Pct.
Villanova (NCAA)	11-4	.733	8-0	3-4	18-7	.720
Creighton (NCAA)	14-6	.700	7-3	7-3	22-9	.710
Connecticut (NCAA)	11-6	.647	5-3	6-3	15-8	.652
St. John's	10-9	.526	6-3	4-6	16-11	.593
Seton Hall	10-9	.526	5-4	5-5	14-13	.519
Providence	9-10	.474	6-3	3-7	13-13	.500
Xavier	6-7	.462	5-2	1-5	13-8	.619
*Georgetown (NCAA)	7-9	.438	5-4	2-5	13-13	.500
Marquette	8-11	.421	3-6	5-5	13-14	.481
Butler	8-12	.400	7-3	1-9	10-15	.400
DePaul	2-13	.133	0-8	2-5	5-14	.263

*Won BIG EAST Tournament Championship

Player of the Year: Sandro Mamukelashvili (Seton Hall),
Collin Gillespie (Villanova), Jeremiah Robinson-Earl (Villanova)

Freshman of the Year: Posh Alexander (St. John's)

Defensive Player of the Year: Isaiah Whaley (Connecticut), Posh Alexander (St. John's)

Coach of the Year: Mike Anderson (St. John's)

Xavier Honorees:

Zach Freemantle (BIG EAST Second Team, BIG EAST Most Improved Player)
Paul Scruggs (BIG EAST Second Team)
Colby Jones (BIG EAST All-Freshman Team)

2019-20 BIG EAST STANDINGS

Team (Postseason)	BIG EAST	Games	Home	Away	All	Pct.
Creighton	13-5	.722	8-1	5-4	24-7	.774
Villanova	13-5	.722	6-3	7-2	24-7	.774
Seton Hall	13-5	.722	6-3	7-2	21-9	.700
Providence	12-6	.667	7-2	5-4	19-12	.613
Butler	10-8	.556	6-3	4-5	22-9	.710
Marquette	8-10	.444	6-3	2-7	18-12	.600
Xavier	8-10	.444	4-5	4-5	19-13	.594
Georgetown	5-13	.278	3-6	2-7	15-17	.469
St. John's	5-13	.278	4-5	1-8	17-15	.531
DePaul	3-15	.167	3-6	0-9	16-16	.500

Player of the Year: Myles Powell (Seton Hall)

Freshman of the Year: Jeremiah Robinson-Earl (Villanova)

Defensive Player of the Year: Romaro Gill (Seton Hall)

Coach of the Year: Greg McDermott (Creighton)

Xavier Honorees:

Naji Marshall (BIG EAST First Team)
Tyrique Jones (BIG EAST Second Team)
Zach Freemantle (BIG EAST All-Freshman Team)
KyKy Tandy (BIG EAST All-Freshman Team)



2019 BIG EAST CHAMPIONSHIP
March 13-16 in
Madison Square Garden

Championship
Villanova 74, Seton Hall 72

Semifinals
Villanova 71, Xavier 67 (OT)
Seton Hall 81, Marquette 79

Quarterfinals
Villanova 73, Providence 62
Xavier 63, Creighton 61
Marquette 86, St. John's 54
Seton Hall 73, Georgetown 57

First Round
Providence 80, Butler 57
St. John's 82, DePaul 74

2019 BIG EAST CHAMPIONSHIP
All-Tournament Team

Dave Gavitt Trophy
(Most Outstanding Player)
Phil Booth, Villanova

BIG EAST All-Tournament Team
Eric Paschall, Villanova
Myles Powell, Seton Hall
Quincy McKnight, Seton Hall
Markus Howard, Marquette
Paul Scruggs, Xavier

2018 BIG EAST CHAMPIONSHIP
March 7-10 in
Madison Square Garden

Championship
Villanova 76, Providence 66 (OT)

Semifinals
Villanova 87, Butler 68
Providence 75, Xavier 72 (OT)

Quarterfinals
Xavier 88, St. John's 60
Providence 72, Creighton 68 (OT)
Villanova 94, Marquette 70
Butler 75, Seton Hall 74

First Round
St. John's 88, Georgetown 77
Marquette 72, DePaul 69

2018 BIG EAST CHAMPIONSHIP
All-Tournament Team

Dave Gavitt Trophy
(Most Outstanding Player)
Mikal Bridges, Villanova

BIG EAST All-Tournament Team
Jalen Brunson, Villanova
Kyron Cartwright, Providence
Alpha Diallo, Providence
Kamar Baldwin, Butler
Trevon Bluiett, Xavier

2018-19 BIG EAST STANDINGS

Team (Postseason)	BIG EAST	Games	Home	Away	All	Pct.
*Villanova (NCAA)	13-5	.722	9-0	4-5	26-10	.722
Marquette (NCAA)	12-6	.667	6-3	6-3	24-10	.706
Seton Hall (NCAA)	9-9	.500	7-2	2-7	20-14	.588
Xavier (NIT)	9-9	.500	5-4	4-5	19-16	.543
Creighton (NIT)	9-9	.500	5-4	4-5	20-15	.571
Georgetown (NIT)	9-9	.500	5-4	4-5	19-14	.576
St. John's (NCAA)	8-10	.444	5-4	3-6	21-13	.618
Providence (NIT)	7-11	.389	4-5	3-6	18-16	.529
Butler (NIT)	7-11	.389	5-4	2-7	16-17	.485
DePaul (CBI)	7-11	.389	4-5	3-6	19-17	.528

*Won BIG EAST Tournament Championship

Player of the Year: Markus Howard (Marquette)

Freshman of the Year: James Akinjo (Georgetown)

Defensive Player of the Year: Justin Simon (St. John's)

Coach of the Year: Jay Wright (Villanova)

Xavier Honorees:

Naji Marshall (BIG EAST Second Team)

Paul Scruggs (BIG EAST All-Tournament Team)

2017-18 BIG EAST STANDINGS

Team (Postseason)	BIG EAST	Games	Home	Away	All	Pct.
Xavier (NCAA)	15-3	.833	8-1	7-2	29-6	.829
*Villanova (NCAA)	14-4	.778	8-1	6-3	36-4	.900
Seton Hall (NCAA)	10-8	.556	6-3	4-5	22-12	.647
Creighton (NCAA)	10-8	.556	7-2	3-6	21-12	.636
Providence (NCAA)	10-8	.556	6-3	4-5	21-14	.667
Butler (NCAA)	9-9	.500	6-3	3-6	21-14	.667
Marquette (NIT)	9-9	.500	5-4	4-5	21-14	.667
Georgetown	5-13	.278	2-7	3-6	15-15	.500
St. John's	4-14	.222	2-7	2-7	16-17	.485
DePaul	4-14	.222	1-8	3-6	11-20	.355

*Won BIG EAST Tournament Championship

Player of the Year: Jalen Brunson (Villanova)

Freshman of the Year: Omari Spellman (Villanova)

Defensive Player of the Year: Khyri Thomas (Creighton)

Coach of the Year: Chris Mack (Xavier)

Xavier Honorees:

Chris Mack (BIG EAST Coach of the Year)

Trevon Bluiett (All-BIG EAST First Team, BIG EAST All-Tournament Team)

Naji Marshall (BIG EAST All-Freshman Team)



2017 BIG EAST CHAMPIONSHIP
March 8-11
in Madison Square Garden

Championship
 Villanova 74, Creighton 60

Semifinals
 Villanova 55, Seton Hall 53
 Creighton 75, Xavier 72

Quarterfinals
 Villanova 108, St. John's 67
 Seton Hall 82, Marquette 76
 Xavier 62, Butler 57
 Creighton 70, Providence 58

First Round
 St. John's 74, Georgetown 73
 Xavier 75, DePaul 64

2017 BIG EAST CHAMPIONSHIP
All-Tournament Team

Dave Gavitt Trophy
(Most Outstanding Player)
 Josh Hart, Villanova

BIG EAST All-Tournament Team
 Jalen Brunson, Villanova
 Kris Jenkins, Villanova
 Marcus Foster, Creighton
 Angel Delgado, Seton Hall
Trevon Bluiett, Xavier

2016 BIG EAST CHAMPIONSHIP
March 9-12 in
Madison Square Garden

Championship
 Seton Hall 69, Villanova 67

Semifinals
 Villanova 76, Providence 68
 Seton Hall 87, Xavier 83

Quarterfinals
 Villanova 81, Georgetown 67
 Providence 74, Butler 60
 Xavier 90, Marquette 72
 Seton Hall 81, Creighton 73

First Round
 Georgetown 70, DePaul 53
 Marquette 101, St. John's 93

2016 BIG EAST CHAMPIONSHIP
All-Tournament Team

Dave Gavitt Trophy
(Most Outstanding Player)
 Isaiah Whitehead, Seton Hall

BIG EAST All-Tournament Team
 Khadeen Carrington, Seton Hall
 Ismael Sanogo, Seton Hall
 Josh Hart, Villanova
 Kris Jenkins, Villanova
Trevon Bluiett, Xavier

2016-17 BIG EAST STANDINGS

Team (Postseason)	BIG EAST	Games	Home	Away	All	Pct.
*Villanova (NCAA)	15-3	.833	8-1	7-2	32-4	.889
Butler (NCAA)	12-6	.667	6-3	6-3	25-9	.735
Providence (NCAA)	10-8	.556	6-3	4-5	20-13	.606
Marquette (NCAA)	10-8	.556	7-2	3-6	19-13	.594
Seton Hall (NCAA)	10-8	.556	7-2	3-6	21-12	.636
Creighton (NCAA)	10-8	.556	5-4	5-4	25-10	.714
Xavier (NCAA)	9-9	.500	5-4	4-5	24-14	.632
St. John's	7-11	.389	5-4	2-7	14-19	.424
Georgetown	5-13	.278	3-6	2-7	14-18	.438
DePaul	2-16	.111	1-8	1-8	9-23	.281

*Won BIG EAST Tournament Championship
 Player of the Year: Josh Hart (Villanova)
 Freshman of the Year: Justin Patton (Creighton)
 Defensive Players of the Year: Khyri Thomas (Creighton), Mikal Bridges (Villanova), and Josh Hart (Villanova)
 Coach of the Year: Chris Holtmann (Butler)

Xavier Honorees:
Trevon Bluiett (All-BIG EAST First Team, BIG EAST All-Tournament Team)

2015-16 BIG EAST STANDINGS

Team (Postseason)	BIG EAST	Games	Home	Away	All	Pct.
Villanova (NCAA)	16-2	.889	8-1	8-1	35-5	.875
Xavier (NCAA)	14-4	.778	8-1	6-3	28-6	.824
*Seton Hall (NCAA)	12-6	.667	6-3	6-3	25-9	.735
Providence (NCAA)	10-8	.556	5-4	5-4	24-11	.686
Butler (NCAA)	10-8	.556	6-3	4-5	22-11	.667
Creighton (NIT)	9-9	.500	5-4	4-5	20-15	.571
Marquette	8-10	.444	4-5	4-5	20-13	.606
Georgetown	7-11	.389	4-5	3-6	15-18	.455
DePaul	3-15	.167	2-7	1-8	9-22	.290
St. John's	1-17	.056	1-8	0-9	8-24	.250

*Won BIG EAST Tournament Championship
 Player of the Year: Kris Dunn (Providence)
 Freshman of the Year: Henry Ellenson (Marquette)
 Defensive Player of the Year: Kris Dunn (Providence)
 Coaches of the Year: Kevin Willard (Seton Hall), Jay Wright (Villanova)

Xavier Honorees:
Trevon Bluiett (All-BIG EAST First Team, BIG EAST All-Tournament Team)
Edmond Sumner (BIG EAST All-Freshman Team)
J.P. Macura (BIG EAST Sixth Man of the Year)



2015 BIG EAST CHAMPIONSHIP
March 11-14 in
Madison Square Garden

2015 BIG EAST CHAMPIONSHIP
All-Tournament Team

2014 BIG EAST CHAMPIONSHIP
March 12-15 in
Madison Square Garden

2014 BIG EAST CHAMPIONSHIP
All-Tournament Team

Championship

Villanova 69, Xavier 52

Semifinals

Villanova 63, Providence 61
Xavier 65, Georgetown 63

Quarterfinals

Villanova 84, Marquette 49
Providence 74, St. John's 57
Georgetown 60, Creighton 55
Xavier 67, Butler 61 (OT)

First Round

Marquette 78, Seton Hall 56
Creighton 78, DePaul 63

Dave Gavitt Trophy
(Most Outstanding Player)
Josh Hart, Villanova

BIG EAST All-Tournament Team

Dylan Ennis, Villanova
Darrun Hilliard, Villanova
Jalen Reynolds, Xavier
Kris Dunn, Providence
D'Vauntes Smith-Rivera,
Georgetown

Championship

Providence 65, Creighton 58

Semifinals

Providence 80, Seton Hall 74
Creighton 86, Xavier 78

Quarterfinals

Seton Hall 64, Villanova 63
Providence 79, St. John's 74
Creighton 84, DePaul 62
Xavier 68, Marquette 65

First Round

Seton Hall 51, Butler 50
DePaul 60, Georgetown 56

Dave Gavitt Trophy
(Most Outstanding Player)
Bryce Cotton, Providence

BIG EAST All-Tournament Team

LaDontae Henton, Providence
Doug McDermott, Creighton
Austin Chatman, Creighton
Eugene Teague, Seton Hall
Semaj Christon, Xavier

2014-15 BIG EAST STANDINGS

Team (Postseason)	BIG EAST	Games	Home	Away	All	Pct.
*Villanova (NCAA)	16-2	.889	9-0	7-2	33-3	.917
Georgetown (NCAA)	12-6	.667	7-2	5-4	22-11	.667
Butler (NCAA)	12-6	.667	6-3	6-3	23-11	.676
Providence (NCAA)	11-7	.611	6-3	5-4	22-12	.647
St. John's (NCAA)	10-8	.556	7-2	3-6	21-12	.636
Xavier (NCAA)	9-9	.500	6-3	3-6	23-14	.622
DePaul	6-12	.333	4-5	2-7	12-20	.375
Seton Hall	6-12	.333	4-5	2-7	16-15	.516
Marquette	4-14	.222	3-6	1-8	13-19	.406
Creighton	4-14	.222	2-7	2-7	14-19	.424

*Won BIG EAST Tournament Championship

Players of the Year: Kris Dunn (Providence), Ryan Arcidiacono (Villanova)

Rookie of the Year: Angel Delgado (Seton Hall)

Defensive Players of the Year: Kris Dunn (Providence), Sir'Dominic Pointer (St. John's)

Coach of the Year: Jay Wright (Villanova)

Xavier Honorees:

Matt Stainbrook (All-BIG EAST Second Team)

Trevon Bluiett (All-BIG EAST Rookie Team)

Jalen Reynolds (BIG EAST All-Tournament Team)

2013-14 BIG EAST STANDINGS

Team (Postseason)	BIG EAST	Games	Home	Away	All	Pct.
Villanova (NCAA)	16-2	.889	8-1	8-1	29-5	.853
Creighton (NCAA)	14-4	.778	9-0	5-4	27-8	.771
Xavier (NCAA)	10-8	.556	7-2	3-6	21-13	.618
*Providence (NCAA)	10-8	.556	6-3	4-5	23-12	.657
St. John's (NIT)	10-8	.556	6-3	4-5	20-13	.606
Marquette	9-9	.500	6-3	3-6	17-15	.531
Georgetown (NIT)	8-10	.444	6-3	2-7	18-15	.545
Seton Hall	6-12	.333	3-6	3-6	17-17	.500
Butler	4-14	.222	2-7	2-7	14-17	.452
DePaul	3-15	.167	2-7	1-8	12-21	.364

*Won BIG EAST Tournament Championship

Player of the Year: Doug McDermott (Creighton)

Rookie of the Year: Billy Garrett, Jr. (DePaul)

Defensive Player of the Year: Fuquan Edwin (Seton Hall)

Coach of the Year: Jay Wright (Villanova)

Xavier Honorees:

Semaj Christon (BIG EAST First Team, BIG EAST All-Tournament Team)

Matt Stainbrook (BIG EAST Honorable Mention)



Xavier's Atlantic 10 Conference history included a streak of five A-10 Regular Season Championships from 2007-11 (2011, Co-Champs in 2010, 2009, 2008 and Co-Champs in 2007). The celebration below is from after the final regular season home game in the 2010-11 season, a 68-48 win over Charlotte at Cintas Center (3-2-11).

ATLANTIC 10 CONFERENCE

Xavier competed in the Atlantic 10 Conference from the 1995-96 season through the 2012-13 season, following 16 years as a member of the Midwestern Collegiate Conference (1980-95). Xavier won or shared nine Atlantic 10 Regular Season Championships and won four tournament championships. XU had a composite record of 209-79 (.726) in A-10 regular season competition and 25-14 (.641) in A-10 Tournament action in 18 seasons in the Atlantic 10 Conference. Xavier's A-10 history included a streak of five A-10 Regular Season Championships from 2007-11 (2011, Co-Champs in 2010, 2009, 2008 and Co-Champs in 2007), sole possession of three A-10 West Division Championships (1997 and back-to-back in 2002 and 2003), one A-10 West Co-Championship (1998) and four A-10 Tourney Championships (1998, 2002, 2004 and 2006).



Year	Regular Season School	Record	Finish	Year	Regular Season School	Record	Finish
1995-96	Xavier	8-8	3rd (West)	2003-04	*Xavier	10-6	T-3rd (West)
	Virginia Tech	13-3	T-1st (West)		Saint Joseph's	16-0	1st (East)
	George Washington	13-3	T-1st (West)	2004-05	Xavier	10-6	T-2nd (West)
	*Massachusetts	15-1	1st (East)		*George Washington	11-5	1st (West)
1996-97	Xavier	13-3	1st (West)		Saint Joseph's	14-2	1st (East)
	*Saint Joseph's	13-3	1st (East)	2005-06	*Xavier	8-8	T-7th
1997-98	*Xavier	11-5	T-1st (West)		George Washington	16-0	1st
	Temple	13-3	1st (East)	2006-07	Xavier	13-3	T-1st
1998-99	Xavier	12-4	2nd (West)		*George Washington	11-5	3rd
	George Washington	13-3	1st (West)	2007-08	Xavier	14-2	1st
	Temple	13-3	1st (East)		*Temple	11-5	2nd
	*Rhode Island	10-6	2nd (East)	2008-09	Xavier	12-4	1st
1999-00	Xavier	9-7	T-2nd (West)		*Temple	11-5	T-2nd
	Dayton	11-5	1st (West)	2009-10	Xavier	14-2	T-1st
	*Temple	14-2	1st (East)		*Temple	14-2	T-1st
2000-01	Xavier	12-4	2nd	2010-11	Xavier	15-1	1st
	*St. Joseph's	14-2	1st		*Richmond	13-3	3rd
2001-02	*Xavier	14-2	1st	2011-12	Xavier	10-6	T-3rd
2002-03	Xavier	15-1	1st (West)		Temple	13-3	1st
	*Dayton	14-2	2nd (West)		*St. Bonaventure	10-6	T-3rd
				2012-13	Xavier	9-7	T-6th
					*Saint Louis	13-3	1st

* - Denotes Atlantic 10 Tournament Champion

XAVIER'S ALL-ATLANTIC 10 CONFERENCE HONORS

1996	Lenny Brown Gary Lumpkin	All-Rookie Team All-Rookie Team
1997	Lenny Brown Gary Lumpkin James Posey	First Team First Team Sixth Man Award
1998	Lenny Brown James Posey Darnell Williams Gary Lumpkin Torrave Braggs	Second Team and All-Championship Team Second Team, Sixth Man Award and Championship "Most Outstanding Player" Second Team and All-Championship Team Third Team All-Championship Team
1999	Lenny Brown James Posey Lloyd Price	First Team First Team, Defensive Player of the Year, All-Defensive Team All-Rookie Team
2000	Lloyd Price David West	Second Team All-Rookie Team
2001	David West Romain Sato	Player of the Year, First Team, All-Defensive Team All-Rookie Team
2002	David West Romain Sato	Player of the Year, First Team, Defensive Player of the Year, All-Defensive Team, Championship "Most Outstanding Player" Second Team, All-Defensive Team, All-Championship Team
	Lionel Chalmers Thad Matta	Third Team, All-Championship Team Coach of the Year
2003	David West Romain Sato Anthony Myles Dedrick Finn	Player of the Year, First Team, All-Defensive Team, All-Championship Team First Team, All-Defensive Team Third Team All-Rookie Team
2004	Romain Sato Lionel Chalmers Anthony Myles	First Team, All-Defensive Team, All-Championship Team Third Team, Championship "Most Outstanding Player" All-Championship Team
2005	Justin Cage Stanley Burrell Brian Thornton	Third Team, All-Defensive Team All-Rookie Team, All-Championship Team A-10 Student-Athlete of the Year, All-Academic Team
2006	Brian Thornton Stanley Burrell Justin Cage	First Team, A-10 Student-Athlete of the Year, All-Academic Team Second Team Championship "Most Outstanding Player," All-Defensive Team All-Championship Team
	Josh Duncan Justin Doellman Drew Lavender Stanley Burrell Derrick Brown Justin Cage	First Team First Team Second Team; All-Championship Team Third Team All-Rookie Team All-Defensive Team
2008	Sean Miller Stanley Burrell Drew Lavender Josh Duncan	Coach of the Year Defensive Player of the Year, All-Defensive Team & Third Team Second Team Sixth Man of the Year & Second Team
2009	B.J. Raymond Derrick Brown C.J. Anderson	First Team Second Team Honorable Mention
2010	Jordan Crawford Jason Love	First Team; All-Championship Team Third Team
2011	Tu Holloway Mark Lyons Jamel McLean Kenny Frease Chris Mack	Player of the Year, First Team, All-Defensive Team Third Team Third Team Honorable Mention Coach of the Year
2012	Tu Holloway Mark Lyons Dezmine Wells	First Team, All-Championship Team Third Team, All-Championship Team All-Rookie Team
2013	Travis Taylor Semaj Christon	Third Team, A-10 Most Improved Player Second Team, Rookie of the Year, All-Rookie Team



David West won an Atlantic 10 Conference record three straight A-10 Player of the Year awards in 2001, 2002 and 2003. He is seen here during his Cintas Center record 47-point game in the 2003 win over Dayton. West also grabbed 18 rebounds in that game.



Stanley Burrell, Derrick Brown and Drew Lavender all earned Atlantic 10 honors during their Xavier careers. They also helped XU reach the NCAA Elite Eight in 2008 under head coach Sean Miller.



Tu Holloway, 2011 Atlantic 10 Conference Player of the Year, won A-10 First Team honors in 2011 and 2012.

ALL-MCC SELECTIONS TEAM

1980	Gary Massa	Second
	Jon Hanley	Second
1981	Anthony Hicks	Second
	Jeff Jenkins	Rookie of the Year
	Bob Staak	Coach of the Year
1982	Anthony Hicks	AP & UPI First
1983	Anthony Hicks	AP & UPI First
	Dexter Bailey	AP & UPI Second
	Jeff Jenkins	AP & UPI Second
1984	Victor Fleming	UPI First & AP Second
	Jeff Jenkins	AP & UPI Second
1985	Richie Harris	UPI Second
	Byron Larkin	AP & UPI Newcomer of the Year
1986	Byron Larkin	AP & UPI First & Player of the Year
	Richie Harris	UPI First & AP Second
	Ralph Lee	AP Second
	Walt McBride	UPI Second
	Pete Gillen	AP Coach of the Year
1987	Byron Larkin	First
1988	Byron Larkin	First & Player of the Year
	Stan Kimbrough	Second
	Tyrone Hill	Second
	Derek Strong	All-Newcomer
	Jamal Walker	All-Newcomer
	Pete Gillen	Coach of the Year
1989	Tyrone Hill	First
	Stan Kimbrough	Second
1990	Tyrone Hill	First & Player of the Year
	Derek Strong	Second
	Jamal Walker	Second
	Jamie Gladden	All-Newcomer & Newcomer of the Year
	Pete Gillen	Coach of the Year
1991	Jamie Gladden	First
	Jamal Walker	First
	Michael Davenport	Second
	Brian Grant	Second & All-Newcomer
1992	Jamie Gladden	First
	Aaron Williams	First
	Brian Grant	Second
	Michael Hawkins	All-Newcomer
1993	Brian Grant	First & Player of the Year
	Jamie Gladden	First
	Pete Gillen	Coach of the Year
1994	Brian Grant	First & Player of the Year
	Tyrice Walker	Second
	Jeff Massey	All-Newcomer & Newcomer of the Year
	Pete Gillen	Coach of the Year
1995	Jeff Massey	First
	Michael Hawkins	Second
	T.J. Johnson	All-Newcomer & Freshman of the Year
	Skip Prosser	Coach of the Year



Midwestern Collegiate Conference

ALL-MCC TOURNAMENT SELECTIONS TEAM

1981	Anthony Hicks	First & MVP	1988	Byron Larkin	First & MVP
	Dwight Hollins	First		Stan Kimbrough	First
1983	Anthony Hicks	First		Tyrone Hill	First
	Eddie Johnson	First	1989	Tyrone Hill	First & MVP
1984	Jeff Jenkins	First		Michael Davenport	First
	Victor Fleming	First	1990	Tyrone Hill	First
	John Shimko	First		Derek Strong	First
1986	Byron Larkin	First & MVP	1991	Jamie Gladden	First & MVP
	Ralph Lee	First		Michael Davenport	First
	Richie Harris	First		Jamal Walker	First
1987	Byron Larkin	First & MVP	1993	Brian Grant	First
	Stan Kimbrough	First			

Regular Season

Year	School	Record	Finish
1979-80	Xavier	0-5	6th/6
	Loyola	5-0	1st/6
	Oral Roberts*	4-1	2nd/6
1980-81	Xavier	8-3	1st/7
	Oklahoma City*	7-4	t-2nd/7
1981-82	Xavier	1-11	7th/7
	Evansville*	10-2	1st/7
1982-83	Xavier*	10-4	2nd/8
	Loyola	12-2	1st/8
1983-84	Xavier	9-5	3rd/8
	Oral Roberts*	11-3	1st/8
1984-85	Xavier	7-7	5th/8
	Loyola*	13-1	1st/8
1985-86	Xavier*	10-2	1st/7
1986-87	Xavier*	7-5	4th/7
	Evansville	8-4	t-1st/7
	Loyola	8-4	t-1st/7
1987-88	Xavier*	9-1	1st/6
1988-89	Xavier*	7-5	3rd/7
	Evansville	10-2	1st/7
1989-90	Xavier	12-2	1st/8
	Dayton*	10-4	2nd/8
1990-91	Xavier*	11-3	1st/8
1991-92	Xavier	7-3	t-2nd/6
	Evansville*	8-2	1st/6
1992-93	Xavier	12-2	t-1st/8
	Evansville*	12-2	t-1st/8
1993-94	Xavier	8-2	1st/6
	Detroit Mercy*	5-5	4th/6
1994-95	Xavier	14-0	1st/11
	Wisconsin-Green Bay*	11-4	t-2nd/11

* - Denotes MCC Tournament Champion

DID YOU KNOW?

Xavier, which was a charter member of the Midwestern Collegiate Conference (formerly the Midwestern City Conference and now the Horizon League), played its 16th and final season in the MCC in 1994-95, recording a perfect 14-0 regular season record that was clinched with an 81-66 win at Butler in the regular season finale. Xavier captured eight MCC Regular Season Championships in 16 years, including seven out of the last 10 titles through 1995. XU also won six MCC Tournament Championships, including five of the last 10 titles. XU compiled a 132-60 (.687) all-time composite record in MCC regular season play and 24-10 (.706) all-time composite record in MCC Tournament play. XU began competition in the Atlantic 10 Conference in the 1995-96 season after 16 successful years as a member of the MCC.

DIVISION I OPPONENT GAME-BY-GAME SERIES RECORDS

^ BIG EAST Championship (MSG in New York City)
 + Atlantic 10 Championship
 † MCC Championship
 \$ NCAA Tournament
 # National Invitation Tournament
 % National Catholic Tournament
 & N.A.I.B. Tournament
 MSG - Madison Square Garden (not BET or NIT)

GAME-BY-GAME SERIES RECORDS VS. ALL OPPONENTS

ABILENE CHRISTIAN - XAVIER LEADS 1-0

2013-14 W 93-65 Cintas Center 11/25

AIR FORCE - XAVIER LEADS 8-6

1988-89 W 73-64 Cincinnati Gardens 12/3
 1981-82 W 69-65 (OT) Schmidt Fieldhouse 1/2
 1979-80 W 80-75 Away 2/23
 1978-79 W 67-62 Schmidt Fieldhouse 3/3
 1976-77 L 72-83 (2OT) Away 2/1
 1975-76 L 65-66 Schmidt Fieldhouse 1/31
 1974-75 L 51-54 Away 1/20
 1973-74 W 58-55 Schmidt Fieldhouse 2/2
 1972-73 L 45-56 Away 2/24
 1971-72 L 58-62 Charleston, S.C. 12/30
 1970-71 W 80-65 Schmidt Fieldhouse 1/2
 1969-70 L 80-81 Away 1/10
 1968-69 W 93-69 Schmidt Fieldhouse 1/25
 1966-67 W 69-65 Away 12/2

AKRON - XAVIER LEADS 4-1

1997-98 W 97-73 Cincinnati Gardens 11/22
 1996-97 W 113-111 (3OT) Away 12/21
 1937-38 W 35-29 Away
 1924-25 L 35-41 Away 3/5
 1923-24 W 38-29 Away 3/1

ALABAMA - XAVIER LEADS 5-3

2015-16 W 64-45 Orlando, Fla. 11/26
 2014-15 W 97-84 Cintas Center 12/6
 2013-14 W 77-74 Away 12/21
 2006-07 L 56-63 St. Thomas V.I. 11/20
 2003-04 W 68-47 Cintas Center 1/3
 2002-03 L 58-65 Away 1/4
 1985-86 L 80-97 \$ Charlotte, N.C. 3/14
 1935-36 W 35-21 Schmidt Fieldhouse

ALABAMA-BIRMINGHAM - XAVIER LEADS 1-0

1989-90 W 82-61 Cincinnati Gardens 1/13

ALBANY - XAVIER LEADS 1-0

2010-11 W 88-64 Cintas Center 12/28

ALCORN STATE - ALCORN STATE LEADS 1-0

1982-83 L 75-81 \$ Dayton, Ohio 3/15

AMERICAN - SERIES TIED 1-1

2006-07 W 86-68 Cintas Center 11/25
 1986-87 L 90-92(OT) Providence, R.I. 11/29

ARIZONA - SERIES TIED 1-1

2016-17 W 73-71 \$ San Jose, CA. 3/23
 2014-15 L 60-68 \$ Los Angeles, CA. 3/26

ARIZONA STATE - ARIZONA STATE LEADS 3-1

2017-18 L 86-102 Las Vegas, Nev. 11/24
 2007-08 L 55-77 Away 12/15
 2006-07 W 76-58 Cintas Center 12/16
 1984-85 L 67-71 Away 12/8

ARKANSAS-LITTLE ROCK - XAVIER LEADS 1-0

1989-90 W 84-73 Away 2/27

AUBURN - SERIES TIED 5-5

2018-19 L 79-88 (OT) Maui, Hawaii 11/19
 2015-16 W 85-61 Cintas Center 12/19
 2014-15 L 88-89 (2OT) Away 12/20
 2008-09 W 81-74 Cintas Center 12/3
 2007-08 W 80-57 Away 1/6
 1972-73 W 67-60 Schmidt Fieldhouse 12/19
 1971-72 W 71-60 Away 12/18
 1970-71 L 73-86 Norfolk, Va. 12/29
 1968-69 L 73-75 Mobile, Ala. 12/28
 1962-63 L 57-63 New Orleans, La. 12/28

BALL STATE - XAVIER LEADS 6-3

2021-22 W 96-50 Cintas Center 12/8
 2003-04 L 63-75 Away 11/25
 2002-03 W 87-58 Cintas Center 12/20
 1992-93 W 81-78 (OT) Away 12/7
 1990-91 L 94-100 Cincinnati Gardens 11/28
 1951-52 W 73-59 Schmidt Fieldhouse 12/22
 1947-48 W 51-39 Schmidt Fieldhouse 12/29
 1940-41 W 36-34
 1939-40 L 29-36 Away 12/16

BAYLOR - BAYLOR LEADS 3-1

2017-18 W 76-63 Cintas Center 11/28
 2016-17 L 61-76 Away 12/3
 2011-12 L 70-75 \$ Atlanta, Ga. 3/23
 2009-10 L 64-69 Lake Buena Vista, Fla. 11/29

BELMONT - XAVIER LEADS 1-0

2007-08 W 90-49 Cintas Center 12/1

BETHUNE-COOKMAN - XAVIER LEADS 2-0

1990-91 W 82-56 Cincinnati Gardens 11/26
 1988-89 W 63-53 Cincinnati Gardens 12/21

BOSTON UNIVERSITY - BOSTON LEADS 1-0

1980-81 L 84-91 Albuquerque, N.M. 12/29

BOWLING GREEN - SERIES TIED 6-6

2013-14 W 85-73 Cintas Center 12/7
 2009-10 W 101-57 Cintas Center 11/17
 1989-90 W 88-73 Cincinnati Gardens 12/30
 1988-89 W 89-75 Away 12/30
 1958-59 L 71-92 Oklahoma City, Okla. 12/29
 1948-49 L 55-59 Away 2/1
 L 53-65 Schmidt Fieldhouse 1/1
 1947-48 W 51-49 Schmidt Fieldhouse 2/3
 L 36-54 Away 1/9
 1946-47 L 48-62 Away 2/21
 W 45-43 Schmidt Fieldhouse 1/11
 1945-46 L 43-58 Away 1/26

BRADLEY - BRADLEY LEADS 3-2

2020-21 W 51-50 Cintas Center 11/26
 1957-58 W 72-62 # New York, N.Y. 3/18
 1956-57 L 81-116 # New York, N.Y. 3/19
 1937-38 L 29-36 Schmidt Fieldhouse 2/12
 1937-38 L 34-35 Away 1/14

BYU - BYU LEADS 2-1

2006-07 W 79-77 \$ Lexington, Ky. 3/15
 1967-68 L 75-87 Oklahoma City, Okla. 12/27
 1964-65 L 103-115 Oklahoma City, Okla. 12/30

BROWN - XAVIER LEADS 2-1

1993-94 W 79-64 Cincinnati Gardens 1/8
 1973-74 L 73-91 Schmidt Fieldhouse 1/28
 1971-72 W 90-65 Schmidt Fieldhouse 12/22

BUCKNELL - BUCKNELL LEADS 1-0

2006-07 L 67-68 Cintas Center 12/20

BUFFALO - XAVIER LEADS 1-0

2016-17 W 86-53 Cintas Center 11/14

BUTLER - XAVIER LEADS 46-26

2022-23 W 78-66 Cintas Center 3/4
 L 67-69 Away 2/10
 2021-22 L 82-89 (OT) ^ New York, N.Y. 3/9
 W 68-66 Cintas Center 2/2
 W 87-72 Away 1/7
 2020-21 L 69-70 (OT) ^ New York, N.Y. 3/10
 W 63-51 Cintas Center 2/21
 W 68-55 Away 1/30
 2019-20 L 71-72 Cintas Center 3/7
 L 61-66 Away 2/12
 2018-19 L 66-71 Away 3/5
 W 70-69 Cintas Center 1/13
 2017-18 W 98-93 (OT) Away 2/6
 W 86-79 Cintas Center 1/2
 2016-17 W 62-57 ^ New York, N.Y. 3/9
 L 79-88 Cintas Center 2/26
 L 78-83 Away 1/14
 2015-16 W 74-57 Away 2/13
 W 88-69 Cintas Center 1/2
 2014-15 W 67-61 (OT) ^ New York, N.Y. 3/12
 W 73-56 Cintas Center 2/21
 L 76-88 Away 1/10
 2013-14 W 64-50 Away 2/11
 W 79-68 Cintas Center 1/4
 2012-13 L 62-67 Away 3/9
 W 62-47 Cintas Center 11/13
 2011-12 W 73-61 Away 12/7
 2010-11 W 51-49 Cintas Center 12/9
 2009-10 L 68-69 Away 12/19
 2008-09 L 65-74 Cintas Center 12/23
 1998-99 W 73-66 Away 11/17
 1997-98 W 93-66 Cincinnati Gardens 12/30
 1994-95 W 81-66 Away 2/25
 1993-94 W 93-73 Cincinnati Gardens 2/16
 W 86-80 Away 1/15
 1992-93 W 80-66 Away 2/20
 W 63-59 Cincinnati Gardens 1/21
 1991-92 L 61-78 † Riverfront Coliseum 3/13
 L 86-96 Cincinnati Gardens 3/7
 W 98-75 Away 2/18
 1990-91 W 105-93 Away 2/23
 W 80-73 Cincinnati Gardens 2/12
 1989-90 W 96-61 † Dayton, Ohio 3/8
 W 80-66 Away 2/24
 W 81-57 Cincinnati Gardens 1/27
 1988-89 W 85-75 Cincinnati Gardens 3/2
 L 76-79 Away 1/28
 1987-88 W 71-70 Away 3/6
 W 89-74 Cincinnati Gardens 2/6
 1986-87 W 104-98 † Indianapolis, Ind. 2/26
 W 69-67 Cincinnati Gardens 2/19
 L 84-86 (2OT) Away 1/31
 1985-86 W 86-61 Away 2/20
 W 77-56 Cincinnati Gardens 2/1
 1984-85 L 73-81 Away 2/23
 L 59-61 Cincinnati Gardens 1/26
 1983-84 W 78-68 Cincinnati Gardens 2/25
 L 53-55 Away 1/28
 1982-83 L 52-72 Away 2/7
 W 51-49 Schmidt Fieldhouse 1/17
 1981-82 W 72-53 Schmidt Fieldhouse 2/8
 L 62-73 Away 1/11
 1980-81 W 74-62 Schmidt Fieldhouse 2/7
 L 72-73 Away 1/17
 1979-80 L 81-91 Away 2/9
 1978-79 W 73-72 Schmidt Fieldhouse 2/24
 L 54-56 Away 1/27
 1977-78 W 68-60 Schmidt Fieldhouse 2/22
 L 55-61 Away 12/10
 1976-77 W 66-60 (OT) Away 12/23
 1940-41 L 33-57 Away
 1936-37 W 28-26 Schmidt Fieldhouse 1/16

CAL STATE NORTHRIDGE - XAVIER LEADS 1-0

1994-95 W 101-65 Cincinnati Gardens 12/21

CANISIUS - XAVIER LEADS 14-7

1999-00 W 87-78 Away 2/9
 1998-99 W 88-58 Cincinnati Gardens 12/19
 1990-91 W 62-59 Away 12/1
 1987-88 W 87-56 Cincinnati Gardens 12/29
 1975-76 W 82-64 Schmidt Fieldhouse 1/7
 1974-75 L 68-70 Away 12/21
 1973-74 W 70-67 Schmidt Fieldhouse 1/30
 1972-73 W 74-73 Away 1/20
 1971-72 W 68-67 Schmidt Fieldhouse 3/6
 1970-71 L 87-98 Away 2/20
 1969-70 W 76-69 Schmidt Fieldhouse 2/9
 1968-69 L 66-76 Away 2/22
 1967-68 W 92-65 Schmidt Fieldhouse 12/22
 1966-67 L 72-77 Away 2/18
 1965-66 W 94-73 Schmidt Fieldhouse 12/8
 1964-65 L 85-91 Away 12/12
 1963-64 W 104-84 Schmidt Fieldhouse 1/28
 1962-63 L 83-87 Away 12/8
 1961-62 W 67-65 Schmidt Fieldhouse 1/9
 1960-61 W 81-79 Away 2/18
 1954-55 L 68-78 Away 12/18

CENTRAL FLORIDA - XAVIER LEADS 1-0

1984-85 W 78-51 Cincinnati Gardens 2/28

CENTRAL MICHIGAN - XAVIER LEADS 3-0

2021-22 W 78-45 Cintas Center 12/1
 1999-00 W 94-75 Away 12/11
 1997-98 W 88-54 Cincinnati Gardens 12/2

CHARLOTTE - XAVIER LEADS 11-3

2012-13 L 57-63 Away 1/23
 2011-12 W 72-63 Cintas Center 3/3
 W 74-70 Away 1/28
 2010-11 W 68-48 Cintas Center 3/2
 L 62-66 Away 2/2
 2009-10 W 81-67 Away 2/20
 W 86-74 Cintas Center 1/13
 2008-09 L 60-65 Away 2/19
 W 69-47 Cintas Center 1/28
 2007-08 W 62-60 Away 2/13
 2006-07 W 91-57 Cintas Center 2/3
 2005-06 W 59-55 + Cincinnati, Ohio 3/9
 W 78-65 Away 1/14
 1970-71 W 74-68 Schmidt Fieldhouse 1/4

CHATTANOOGA - XAVIER LEADS 3-0

1966-67 W 95-79 Schmidt Fieldhouse 2/27
 1934-35 W 36-28 Schmidt Fieldhouse
 1933-34 W 44-35 Schmidt Fieldhouse

CHICAGO STATE - XAVIER LEADS 1-0

1998-99 W 90-50 Cincinnati Gardens 11/21

CINCINNATI - CINCINNATI LEADS 51-39

2022-23 W 80-77 Away 12/10
 2021-22 W 83-63 Cintas Center 12/11
 2020-21 W 77-69 Away 12/6
 2019-20 W 73-66 Cintas Center 12/7
 2018-19 L 47-62 Away 12/8
 2017-18 W 89-76 Cintas Center 12/2
 2016-17 L 78-86 Away 1/26
 2015-16 W 65-55 Cintas Center 12/12
 2014-15 W 59-57 Away 2/18
 2013-14 W 64-47 U.S. Bank Arena 12/14
 2012-13 L 45-60 U.S. Bank Arena 12/19
 2011-12 W 76-53 Cintas Center 12/10
 2010-11 L 46-66 Away 1/6
 2009-10 W 83-79 (2OT) Cintas Center 12/13
 2008-09 W 76-66 Away 12/13
 2007-08 W 64-59 Cintas Center 12/12
 2006-07 L 57-67 Away 12/13
 2005-06 W 73-71 (OT) Cintas Center 1/19
 2004-05 L 54-65 Away 2/10
 2003-04 W 71-69 Cintas Center 2/3
 2002-03 W 50-44 Away 12/7
 2001-02 L 55-75 Cintas Center 12/14

DIVISION I OPPONENT GAME-BY-GAME SERIES RECORDS

2000-01	W 69-67	Away	12/14
1999-00	W 66-64	Cincinnati Gardens	12/18
1998-99	L 77-87	Away	1/28
1997-98	W 88-68	Cincinnati Gardens	12/13
1996-97	W 71-69	Away	11/26
1995-96	L 90-99	Cincinnati Gardens	1/17
1994-95	L 80-87	Away	1/9
1993-94	W 82-76 (OT)	Cincinnati Gardens	1/19
1992-93	L 67-78	Away	1/27
1991-92	L 75-93	Cincinnati Gardens	1/29
1990-91	L 56-69	Away	1/30
1989-90	W 90-88 (OT)	Cincinnati Gardens	1/31
1988-89	L 76-86	Cincinnati Gardens	2/1
1987-88	W 98-80	Cincinnati Gardens	1/12
1986-87	L 73-75	Riverfront Coliseum	1/29
1985-86	W 80-76	Cincinnati Gardens	1/23
1984-85	W 55-52	Riverfront Coliseum	1/30
1983-84	W 72-63	Cincinnati Gardens	1/26
1982-83	L 58-73	Riverfront Coliseum	1/26
1981-82	W 53-51	Riverfront Coliseum	1/27
1980-81	L 72-79	Riverfront Coliseum	2/18
1979-80	W 77-69	Riverfront Coliseum	2/4
1978-79	L 58-60	Riverfront Coliseum	2/12
1977-78	L 54-59	Riverfront Coliseum	2/13
1976-77	L 68-77	Riverfront Coliseum	2/16
1975-76	L 74-81	Riverfront Coliseum	2/18
1974-75	L 57-66	Cincinnati Gardens	2/26
1973-74	L 56-68	Cincinnati Gardens	2/20
1972-73	L 68-78	Cincinnati Gardens	2/21
1971-72	L 71-76	Cincinnati Gardens	2/16
1970-71	W 66-65	Cincinnati Gardens	2/17
1969-70	L 72-85	Cincinnati Gardens	2/17
1968-69	L 50-52	Cincinnati Gardens	1/8
1967-68	W 72-71	Cincinnati Gardens	3/5
1966-67	L 69-79 (OT)	Cincinnati Gardens	3/3
1965-66	L 62-67	Cincinnati Gardens	3/3
1964-65	L 72-102	Cincinnati Gardens	3/3
1963-64	L 92-94	Cincinnati Gardens	3/4
1962-63	L 61-72	Cincinnati Gardens	2/26
1961-62	L 58-61	Cincinnati Gardens	3/1
1960-61	L 53-89	Cincinnati Gardens	3/2
1959-60	L 68-86	Cincinnati Gardens	3/8
1958-59	L 66-92	Cincinnati Gardens	1/24
1957-58	L 68-80	Cincinnati Gardens	3/8
	L 68-79	Away	12/14
1956-57	L 57-69	Away	2/13
	W 88-62	Cincinnati Gardens	1/9
1955-56	W 79-72 (OT)	Schmidt Fieldhouse	2/8
	L 66-71	Cincinnati Gardens	1/17
1954-55	L 69-70	Away	2/9
	W 67-64	Cincinnati Gardens	1/6
1953-54	L 76-81	Cincinnati Gardens	2/10
	L 58-77	Cincinnati Gardens	1/6
1952-53	W 70-68	Cincinnati Gardens	2/10
	W 81-78	Cincinnati Gardens	1/6
1951-52	L 63-68	Cincinnati Gardens	2/13
	W 77-70	Cincinnati Gardens	12/29
1950-51	L 66-81	Cincinnati Gardens	3/8
	L 70-83	Cincinnati Gardens	12/28
1949-50	L 48-59	Cincinnati Gardens	3/18
	W 54-53	Cincinnati Gardens	3/9
1948-49	L 46-57	Cincinnati Gardens	3/9
	W 71-64	Schmidt Fieldhouse	2/5
1947-48	L 45-52	Schmidt Fieldhouse	3/3
1946-47	L 51-76	Schmidt Fieldhouse	2/26
1945-46	L 39-53	Schmidt Fieldhouse	2/27
1942-43	W 51-37	Schmidt Fieldhouse	3/3
1927-28	W 29-25	Schmidt Fieldhouse	3/7

THE CITADEL - XAVIER LEADS 2-1

1970-71	L 68-73	Schmidt Fieldhouse	12/19
1965-66	W 104-81	Schmidt Fieldhouse	12/20
1959-60	W 94-91	Fort Wayne, Ind.	12/21

CLEMSON - SERIES TIED 1-1

2016-17	W 83-77	Orlando, Fla.	11/19
1998-99	L 76-79	# New York, N.Y.	3/23

CLEVELAND STATE - CLEVELAND STATE LEADS 8-6

2021-22	W 72-68	# Cintas Center	3/15
1994-95	W 93-75	Cincinnati Gardens	2/2
	W 84-69	Away	1/5
1983-84	L 76-87	Away	2/2
1982-83	W 102-72	Schmidt Fieldhouse	2/3
1981-82	L 78-93	Away	1/13
1980-81	L 83-96	Schmidt Fieldhouse	2/25
1979-80	L 75-85	Away	1/31
1978-79	L 67-78	Schmidt Fieldhouse	3/5
1977-78	W 60-56	Away	12/21
1976-77	L 65-73	Schmidt Fieldhouse	3/2
1975-76	L 78-82	Away	12/22
1974-75	L 68-74	Schmidt Fieldhouse	3/5
1970-71	W 104-75	Schmidt Fieldhouse	2/10

COASTAL CAROLINA - XAVIER LEADS 3-0

2006-07	W 79-46	Cintas Center	11/11
2001-02	W 72-41	Cintas Center	11/17
1986-87	W 75-69	Cincinnati Gardens	1/3

COLGATE - XAVIER LEADS 2-0

1991-92	W 94-65	Cincinnati Gardens	11/30
1986-87	W 84-68	Cincinnati Gardens	12/23

COLORADO - XAVIER LEADS 2-1

2017-18	W 96-69	Cintas Center	12/9
2016-17	L 66-68	Away	12/7
1998-99	W 74-61	San Juan, Puerto Rico	11/27

COLORADO STATE - COLORADO STATE LEADS 1-0

1960-61	L 65-71	Detroit, Mich.	12/27
---------	---------	----------------	-------

COLUMBIA - XAVIER LEADS 1-0

1979-80	W 74-59	Morgantown, W. Va.	12/29
---------	---------	--------------------	-------

CONNECTICUT - XAVIER LEADS 4-3

2022-23	W 82-79	Away	1/25
	W 83-73	Cintas Center	12/31
2021-22	L 61-72	Away	2/19
	W 74-68	Cintas Center	2/11
2020-21	L 72-80	Cintas Center	2/13
2019-20	W 75-74 (2 OT)	Charleston, S.C.	11/22
1990-91	L 50-66	\$ Minneapolis, Minn.	3/16

COPPIN STATE - XAVIER LEADS 3-0

2007-08	W 98-49	Cintas Center	11/20
2005-06	W 81-56	Cintas Center	11/29
2003-04	W 62-37	Cintas Center	11/15

CORNELL - XAVIER LEADS 1-0

1956-57	W 81-57	Buffalo, N.Y.	12/29
---------	---------	---------------	-------

CREIGHTON - XAVIER LEADS 22-17

2022-23	W 82-60	^ New York, N.Y.	3/10
	L 67-84	Away	1/28
	W 90-87	Cintas Center	1/11
2021-22	W 74-64	Away	1/29
	W 80-73	Cintas Center	1/15
2020-21	W 77-69	Cintas Center	2/27
	L 61-66	Away	12/23
2019-20	L 66-77	Away	1/26
	L 65-77	Cintas Center	1/11
2018-19	W 63-61	^ New York, N.Y.	3/14
	W 64-61 (OT)	Cintas Center	2/13
	L 54-76	Away	2/3
2017-18	W 72-71	Away	2/10
	W 92-70	Cintas Center	1/13
2016-17	L 72-75	^ New York, N.Y.	3/10
	W 82-80	Away	2/4
	L 67-72	Cintas Center	1/16
2015-16	W 98-93	Cintas Center	3/5
	L 56-70	Away	2/9
2014-15	W 74-73	Away	3/7
	L 72-79 (OT)	Cintas Center	2/4
2013-14	L 78-86	^ New York, N.Y.	3/14
	W 75-69	Cintas Center	3/1
	L 89-95	Away	1/12

2009-10	W 80-67	Lake Buena Vista, Fla.	11/27
2007-08	W 79-66	Cintas Center	12/5
2006-07	L 67-73	Away	12/9
2005-06	L 59-61	Away	12/18
2004-05	L 72-73	Cintas Center	11/30
2002-03	W 75-73	Cintas Center	12/31
2001-02	W 72-65	Away	12/22
1986-87	L 73-74	Cincinnati Gardens	12/13
1985-86	W 56-53	Away	12/4
1962-63	W 80-67	% Louisville, Ky.	3/8
1960-61	W 92-63	Schmidt Fieldhouse	1/2
1959-60	W 75-73	Schmidt Fieldhouse	1/2
1947-48	W 62-36	Schmidt Fieldhouse	1/3
1940-41	L 39-42	Schmidt Fieldhouse	1/3
1937-38	L 29-34	Schmidt Fieldhouse	1/3

DAYTON - DAYTON LEADS 86-77

2015-16	W 90-61	Orlando, Fla.	11/29
2012-13	L 59-70	Away	2/16
	W 66-61	Cintas Center	1/30
2011-12	W 70-69	+ Atlantic City, N.J.	3/9
	W 86-83 (OT)	Cintas Center	2/18
	L 72-87	Away	1/21
2010-11	L 67-68	+ Atlantic City, N.J.	3/11
	W 66-62	Away	2/27
	W 81-76	Cintas Center	1/15
2009-10	W 78-73	+ Atlantic City, N.J.	3/12
	L 65-90	Away	2/6
	W 78-74	Cintas Center	1/16
2008-09	W 76-59	Cintas Center	3/5
	L 58-71	Away	2/11
2007-08	W 74-65	+ Atlantic City, N.J.	3/13
	W 57-51	Away	2/24
	W 69-43	Cintas Center	1/24
2006-07	W 72-51	+ Atlantic City, N.J.	3/8
	W 75-67	Away	2/24
	W 83-67	Cintas Center	1/27
2005-06	L 62-66	Away	2/21
	W 60-55	Cintas Center	1/28
2004-05	W 74-65	Cintas Center	3/5
	L 55-59	Away	2/19
2003-04	W 58-49	+ Dayton, Ohio	3/13
	W 67-60	Cintas Center	2/21
	L 67-74	Away	1/31
2002-03	W 73-72	Away	2/22
	W 85-77	Cintas Center	2/8
2001-02	W 66-59	+ Philadelphia, Pa.	3/8
	W 75-59	Cintas Center	1/26
	W 66-59	Away	1/5
2000-01	L 62-65	Away	3/4
	W 82-72	Cintas Center	1/30
1999-00	W 65-64 (OT)	Cincinnati Gardens	2/2
	L 72-76	Away	1/11
1998-99	W 90-62	Cincinnati Gardens	2/24
	L 86-91	Away	1/30
1997-98	W 89-84	Cincinnati Gardens	3/1
	L 82-93	Away	1/24
1996-97	W 79-53	Cincinnati Gardens	2/12
	L 91-98	Away	1/7
1995-96	W 102-95	Cincinnati Gardens	2/20
	L 55-61	Away	1/27
1994-95	W 99-73	Cincinnati Gardens	12/19
1993-94	W 88-62	Away	1/24
	W 57-46	Cincinnati Gardens	1/12
1992-93	W 53-46	Cincinnati Gardens	2/13
	W 85-58	Away	1/16
1991-92	W 72-56	Away	2/29
	W 77-69	Cincinnati Gardens	1/21
1990-91	W 90-71	! Dayton, Ohio	3/8
	W 102-79	Cincinnati Gardens	3/2
	L 79-83	Away	2/17
1989-90	L 89-98	! Dayton, Ohio	3/10
	L 108-111	Away	3/3
	W 88-81	Cincinnati Gardens	2/3
1988-89	W 83-78	Cincinnati Gardens	3/4
	W 82-78	Away	2/4
1987-88	W 86-73	Cincinnati Gardens	2/27
1986-87	L 65-69	Away	12/27
1985-86	W 93-78	Cincinnati Gardens	2/25
1984-85	L 56-66	Away	3/3

1983-84	W 72-61	Cincinnati Gardens	2/29
1982-83	L 53-63	Away	12/11
1981-82	L 61-62 (OT)	Away	12/12
1980-81	L 64-73	Away	2/22
	L 72-74	Riverfront Coliseum	1/10
1979-80	L 60-73	Away	2/26
	W 73-59	Schmidt Fieldhouse	1/19
1978-79	L 54-76	Schmidt Fieldhouse	2/10
	L 66-67	Away	12/30
1977-78	L 62-90	Away	2/28
	W 58-56	Schmidt Fieldhouse	1/7
1976-77	L 48-86	Schmidt Fieldhouse	3/5
	L 59-75	Away	1/8
1975-76	L 75-77	Schmidt Fieldhouse	2/28
	L 71-80	Away	1/3
1974-75	L 67-78	Schmidt Fieldhouse	2/19
	L 66-75	Away	12/7
1973-74	L 55-86	Away	2/23
	L 52-62	Schmidt Fieldhouse	1/9
1972-73	L 81-87	Away	3/3
	L 82-98	Cincinnati Gardens	1/6
1971-72	W 77-66	Schmidt Fieldhouse	2/5
	L 66-69	Away	12/11
1970-71	L 76-82	Schmidt Fieldhouse	2/27
	L 50-70	Away	2/13
1969-70	L 78-90	Away	2/4
	L 76-94	Schmidt Fieldhouse	1/3
1968-69	L 64-72	Away	1/27
	W 59-55	Schmidt Fieldhouse	1/4
1967-68	L 56-64	Away	2/7
	L 80-83	Schmidt Fieldhouse	1/3
1966-67	L 66-70	Away	2/8
	L 72-75	Schmidt Fieldhouse	1/4
1965-66	L 73-76	Schmidt Fieldhouse	2/9
	L 79-105	Away	1/3
1964-65	L 81-112	Away	2/3
	L 79-83	Schmidt Fieldhouse	1/4
1963-64	W 82-81	Schmidt Fieldhouse	2/1
	W 103-94	Away	1/4
1962-63	L 63-79	Away	2/6
	L 65-69	Cincinnati Gardens	1/3
1961-62	W 72-71	Cincinnati Gardens	2/7
	L 48-64	Away	1/3
1960-61	L 71-94	Away	2/22
	L 64-87	Cincinnati Gardens	1/28
1959-60	L 82-91	Cincinnati Gardens	2/24
	L 51-54	Away	1/6
1958-59	W 71-69	Cincinnati Gardens	3/8
	L 56-60	Away	1/14
1957-58	W 78-74 (OT)	# New York, N.Y.	3/22
	L 58-64		

DIVISION I OPPONENT GAME-BY-GAME SERIES RECORDS

1941-42	W 58-42	Schmidt Fieldhouse	
	L 32-46	Away	
1940-41	W 54-30		
	W 37-35		
1939-40	W 34-27	Schmidt Fieldhouse	2/14
	L 29-44	Away	1/16
1931-32	W 20-10	Away	
	W 46-12	Schmidt Fieldhouse	
1930-31	W 33-10	Away	
	W 40-19	Schmidt Fieldhouse	
1929-30	W 29-18	Away	
	L 19-20	Schmidt Fieldhouse	
1928-29	W 18-12	Schmidt Fieldhouse	2/23
	W 26-25	Away	
1921-22	L 10-14	Away	2/17
	W 27-13	St. Xavier Gym	1/21
1920-21	W 27-15	St. Xavier Gym	3/1
	W 21-18	Away	2/18
1919-20	L 14-21	Away	3/5
	L 18-24	St. Xavier Gym	2/20

DELAWARE - SERIES TIED 1-1

1992-93	W 74-66	Toyko, Japan	12/18
1973-74	L 64-65	Greenville, S.C.	12/29

DELAWARE STATE - XAVIER LEADS 4-0

2007-08	W 65-33	Cintas Center	12/28
1995-96	W 87-57	Cincinnati Gardens	12/16
1987-88	W 100-71	Cincinnati Gardens	12/8
1983-84	W 104-82	Tampa, Fla.	12/21

DEPAUL - XAVIER LEADS 19-13

2022-23	W 89-84	^ New York, N.Y.	3/9
	W 82-68	Cintas Center	2/18
	L 72-73	Away	1/18
2021-22	L 65-69	Cintas Center	2/5
	W 68-67	Away	1/19
2019-20	L 67-71	^ New York, N.Y.	3/11
	W 78-67	Cintas Center	2/25
	W 67-59	Away	2/4
2018-19	L 62-74	Cintas Center	2/9
	W 74-65	Away	12/29
2017-18	W 65-62	Away	3/3
	W 77-72	Cintas Center	12/30
2016-17	W 75-64	^ New York, N.Y.	3/8
	W 79-65	Away	3/4
	W 72-61	Cintas Center	2/8
2015-16	W 86-65	Away	1/30
	W 84-64	Cintas Center	1/12
2014-15	W 89-76	Cintas Center	1/24
	L 68-71	Away	1/3
2013-14	W 83-64	Cintas Center	2/19
	W 84-74	Away	1/20
1997-98	W 73-56	Cleveland, Ohio	12/27
1973-74	L 70-77	Schmidt Fieldhouse	2/9
1972-73	L 67-89	Away	2/7
1971-72	W 71-62	Schmidt Fieldhouse	2/26
1970-71	L 76-84	Away	3/3
1969-70	L 71-73	Schmidt Fieldhouse	1/7
1968-69	L 77-86	Away	1/13
1967-68	W 97-78	Schmidt Fieldhouse	1/31
1966-67	L 60-71	Away	2/11
1963-64	L 80-86	Buffalo, N.Y.	12/28
1938-39	L 30-38	Away	1/16

DETROIT MERCY - XAVIER LEADS 52-43

2018-19	W 69-55	Cintas Center	12/21
2006-07	W 88-55	Cintas Center	12/5
1994-95	W 72-65	Cincinnati Gardens	2/4
	W 72-63	Away	1/7
1993-94	L 75-79	! Indianapolis, Ind.	3/7
	L 82-86	Away	2/19
	W 75-68	Cincinnati Gardens	1/26
1992-93	W 93-74	Cincinnati Gardens	2/27
	L 90-97 (OT)	Away	1/9
1991-92	L 88-93 (OT)	Away	1/25
	W 84-80	Cincinnati Gardens	1/11
1990-91	W 66-59	! Dayton, Ohio	3/7
	W 69-67	Away	1/24

	W 91-66	Cincinnati Gardens	12/30
1989-90	W 74-62	Away	2/22
	W 88-83	Cincinnati Gardens	1/25
1988-89	W 86-64	Cincinnati Gardens	2/20
	L 80-89	Away	1/14
1987-88	W 122-96	! Indianapolis, Ind.	3/12
	W 114-97	Away	2/15
	W 105-84	Cincinnati Gardens	1/18
1986-87	W 80-58	Cincinnati Gardens	2/7
	W 72-50	Away	1/10
1985-86	L 71-80	Away	2/8
	L 72-76	Cincinnati Gardens	1/11
1984-85	W 77-69	! Tulsa, Okla.	3/7
	L 83-87	Away	2/2
	W 68-63	Cincinnati Gardens	1/5
1983-84	W 54-52	Cincinnati Gardens	2/4
	W 78-58	Away	1/7
1982-83	W 90-70	! Evansville, Ind.	3/10
	W 69-61	Riverfront Coliseum	2/19
	W 70-56	Away	1/22
1981-82	L 78-82 (OT)	Away	2/13
	L 64-73	Schmidt Fieldhouse	1/16
	L 68-72	New York, N.Y.	11/28
1980-81	W 69-65	Away	1/24
1979-80	L 96-102	Away	2/7
	L 79-95	Schmidt Fieldhouse	1/28
1978-79	L 69-88	Cincinnati Gardens	2/28
	W 74-70	Away	1/24
1977-78	L 77-82	Schmidt Fieldhouse	2/25
	L 74-80	Away	2/4
1976-77	L 66-91	Away	2/26
	L 76-85	Schmidt Fieldhouse	2/5
1975-76	W 82-80 (OT)	Schmidt Fieldhouse	2/14
	L 64-94	Away	12/20
1974-75	L 59-70	Away	2/22
	W 87-84	Schmidt Fieldhouse	1/25
1973-74	W 80-67	Schmidt Fieldhouse	2/25
	L 78-79	Away	2/16
1972-73	L 81-83	Away	2/10
	L 73-79	Schmidt Fieldhouse	1/13
1971-72	L 56-69	Away	2/12
	L 66-70	Schmidt Fieldhouse	1/22
1970-71	L 71-80	Away	2/6
	L 76-78	Schmidt Fieldhouse	1/16
1969-70	W 70-67	Away	1/31
	L 73-78	Schmidt Fieldhouse	1/18
1968-69	W 104-67	Schmidt Fieldhouse	2/15
	L 84-98	Away	1/18
1967-68	W 84-81	Schmidt Fieldhouse	1/15
	L 84-85	Away	12/9
1966-67	W 84-78	Away	1/7
	W 104-89	Schmidt Fieldhouse	12/10
1965-66	L 87-95	Schmidt Fieldhouse	1/24
	L 86-105	Away	12/13
1964-65	L 92-108	Schmidt Fieldhouse	1/25
	L 110-123	Away	12/14
1963-64	W 114-112	Away	2/15
	W 121-113	Schmidt Fieldhouse	1/6
1962-63	W 87-71	Schmidt Fieldhouse	1/6
	L 75-93	Away	12/10
1961-62	W 89-82	Schmidt Fieldhouse	1/29
	L 73-88	Away	12/11
1960-61	W 99-96	Schmidt Fieldhouse	2/6
1959-60	W 73-71	Schmidt Fieldhouse	2/13
	L 71-95	Away	12/14
1958-59	W 80-58	Away	12/13
1947-48	W 59-36	Schmidt Fieldhouse	1/31
1940-41	W 39-35	Schmidt Fieldhouse	
	W 37-30	Away	
1939-40	W 46-41	Schmidt Fieldhouse	2/24
	L 31-36	Away	2/3
1938-39	L 37-41	Away	2/25
	W 48-33	Schmidt Fieldhouse	1/21
1932-33	W 27-12	Away	
1931-32	W 37-23	Schmidt Fieldhouse	
	L 21-22 (OT)	Away	
1930-31	W 22-17		
	L 20-26	Away	
1929-30	L 24-36	Schmidt Fieldhouse	
	W 23-18	Away	

1928-29	L 19-24	Away	
	W 24-11	Schmidt Fieldhouse	2/5

DRAKE - XAVIER LEADS 1-0

2012-13	W 74-70	Anaheim, Calif.	11/25
---------	---------	-----------------	-------

DREXEL - XAVIER LEADS 1-0

2012-13	W 69-65	Anaheim, Calif.	11/23
---------	---------	-----------------	-------

DUKE - DUKE LEADS 5-0

2022-23	L 64-71	Portland, Ore.	11/25
2008-09	L 64-82	East Rutherford, N.J.	12/20
2003-04	L 63-66	\$ Atlanta, Ga.	3/28
1993-94	L 60-82	Away	12/4
1986-87	L 60-65	\$ Indianapolis, Ind.	3/14

DUQUESNE - XAVIER LEADS 29-17

2012-13	W 73-65	Away	2/9
2011-12	W 78-50	Cintas Center	1/11
2010-11	W 71-63	Away	2/13
2009-10	W 86-50	Cintas Center	1/28
2008-09	L 68-72	Away	2/7
2007-08	W 75-48	Cintas Center	2/21
2006-07	L 91-93	Away	1/31
2005-06	W 91-70	Cintas Center	2/18
2004-05	W 83-72	Away	2/13
	W 73-52	Cintas Center	1/12
2003-04	L 68-74	Cintas Center	2/28
	L 58-71	Away	1/14
2002-03	W 80-78 (OT)	Away	2/26
	W 93-58	Cintas Center	1/21
2001-02	W 80-66	Away	2/24
	W 79-65	Cintas Center	1/30
2000-01	W 81-48	Away	1/27
1999-00	W 95-66	Cincinnati Gardens	2/15
	L 78-85	Away	1/15
1998-99	W 72-54	Cincinnati Gardens	2/9
	W 56-42	Away	1/9
1997-98	W 83-62	Away	2/21
	W 93-71	Cincinnati Gardens	1/27
1996-97	W 82-74	Away	2/20
	L 70-78	Cincinnati Gardens	1/25
1995-96	W 76-75	Away	3/3
	W 116-105 (OT)	Cincinnati Gardens	2/24
1992-93	W 67-41	! Indianapolis, Ind.	3/12
	L 72-88	Away	3/6
	W 85-79	Cincinnati Gardens	2/6
1991-92	L 104-108	Cincinnati Gardens	12/21
1986-87	W 78-67	Cincinnati Gardens	12/30
1985-86	W 71-68	Away	1/29
1976-77	L 80-86	College Park, Md.	12/29
1975-76	W 98-86	Schmidt Fieldhouse	3/2
1973-74	L 40-73	Away	3/7
1972-73	L 73-89	Schmidt Fieldhouse	2/28
1971-72	L 57-65	Away	1/24
1970-71	L 77-84	Schmidt Fieldhouse	1/6
1969-70	L 63-105	Away	2/25
1968-69	L 58-77	Schmidt Fieldhouse	12/22
1967-68	L 67-85	Away	2/18
1966-67	W 61-57	Schmidt Fieldhouse	1/9
1965-66	W 79-75	Away	2/13
1964-65	W 96-90	Schmidt Fieldhouse	1/23
1963-64	L 76-83	Away	1/26

EAST TENNESSEE STATE - XAVIER LEADS 3-1

2017-18	W 68-66	Cintas Center	12/16
1999-00	W 80-55	Cincinnati Gardens	12/4
1993-94	W 93-65	Away	1/3
1991-92	L 79-82	Cincinnati Gardens	12/27

EASTERN ILLINOIS - XAVIER LEADS 2-1

2005-06	W 80-35	Cintas Center	11/19
1989-90	W 80-48	Cincinnati Gardens	12/18
1988-89	L 70-85	Away	12/19

EASTERN KENTUCKY - XAVIER LEADS 14-5

2020-21	W 99-96 (OT)	Cintas Center	11/30
2018-19	W 95-77	Cintas Center	12/15
2005-06	W 82-63	Cintas Center	1/9
2002-03	W 84-60	Cintas Center	12/28
2000-01	W 93-75	Cintas Center	11/22
1983-84	W 55-50	Away	12/6
1982-83	W 70-49	Schmidt Fieldhouse	1/11
1955-56	W 93-72	Schmidt Fieldhouse	2/23
	W 88-65	Away	12/14
1954-55	W 86-72	Schmidt Fieldhouse	1/22
	L 46-60	Away	12/13
1953-54	W 78-61	Schmidt Fieldhouse	2/13
	W 79-63	Away	1/18
	W 86-67	Louisville, Ky.	12/30
1952-53	L 74-91	Away	2/14
	W 80-68	Schmidt Fieldhouse	1/26
1951-52	L 54-58	Away	11/26
1945-46	L 46-67	Away	1/17
1945-46	L 41-49	Schmidt Fieldhouse	1/5

EASTERN MICHIGAN - XAVIER LEADS 2-0

1985-86	W 83-61	Away	12/10
1984-85	W 71-70 (OT)	Cincinnati Gardens	12/3

EASTERN WASHINGTON - XAVIER LEADS 1-0

2016-17	W 85-56	Cintas Center	12/20
---------	---------	---------------	-------

ELON - XAVIER LEADS 1-0

2003-04	W 75-58	Cintas Center	12/28
---------	---------	---------------	-------

EVANSVILLE - XAVIER LEADS 27-14

2018-19	W 91-85	Cintas Center	11/10
2013-14	W 63-60	Cintas Center	12/10
1993-94	W 73-66	Cincinnati Gardens	2/26
	L 61-91	Away	1/22
1992-93	L 69-80	! Indianapolis, Ind.	3/13
	W 74-63	Cincinnati Gardens	2/17
	W 74-68	Away	1/23
1991-92	L 73-82	Away	2/22
	W 76-63	Cincinnati Gardens	2/1
1990-91	W 69-56	Away	2/14
	W 100-85	Cincinnati Gardens	1/17
1989-90	W 89-78	! Dayton, Ohio	3/9
	W 71-52	Cincinnati Gardens	2/15
	L 51-59	Away	1/18
1988-89	W 85-78	! Dayton, Ohio	3/11
	L 82-88	Away	2/16
	W 81-73	Cincinnati Gardens	1/19
1987-88	W 102-79	Cincinnati Gardens	2/20
	L 84-86	Away	1/23
1986-87	L 93-95 (OT)	Away	2/16
	W 77-70	Cincinnati Gardens	1/19
1985-86	W 81-72	Cincinnati Gardens	2/17
	W 78-69	Away	1/20
1984-85	W 83-63</		

DIVISION I OPPONENT GAME-BY-GAME SERIES RECORDS

FAIRLEIGH DICKINSON - XAVIER LEADS 1-0

2012-13 W 117-75 Cintas Center 11/9

FLORIDA A&M - XAVIER LEADS 3-0

2005-06 W 79-51 Cintas Center 12/7
 2002-03 W 93-64 Cintas Center 11/24
 1996-97 W 95-64 Cincinnati Gardens 12/2

FLORIDA - XAVIER LEADS 4-2

2022-23 W 90-83 Portland, Ore. 11/24
 2021-22 W 72-56 # Cintas Center 3/20
 2019-20 L 65-70 Charleston, S.C. 11/24
 2010-11 L 67-71 Cintas Center 12/31
 2009-10 W 76-64 Away 2/13
 1959-60 W 86-74 Miami, Fla. 12/28

FLORIDA GULF COAST - XAVIER LEADS 1-0

2014-15 W 71-57 Cintas Center 12/28

FLORIDA INTERNATIONAL - XAVIER LEADS 2-0

1987-88 W 122-95 Away 2/24
 W 125-84 Schmidt Fieldhouse 1/9

FLORIDA STATE - XAVIER LEADS 2-1

2017-18 L 70-75 \$ Nashville, Tenn. 3/18
 2016-17 W 91-66 \$ Orlando, Fla. 3/18
 1957-58 W 76-60 Schmidt Fieldhouse 2/4

FORDHAM - XAVIER LEADS 23-3

2012-13 W 79-66 Cintas Center 2/13
 2011-12 W 67-59 Away 1/7
 2010-11 W 79-72 Cintas Center 2/19
 2009-10 W 82-56 Away 3/3
 W 108-60 Cintas Center 1/31
 2008-09 W 88-53 Cintas Center 2/14
 W 86-60 Away 1/11
 2007-08 W 68-50 Cintas Center 1/12
 2006-07 W 71-56 Away 1/11
 2005-06 W 70-59 + Cincinnati, Ohio 3/10
 W 84-64 Cintas Center 2/15
 2004-05 L 74-76 Away 1/16
 2003-04 W 74-52 Cintas Center 2/7
 2002-03 W 75-61 Away 1/25
 2001-02 W 88-58 Cintas Center 1/9
 2000-01 W 82-71 Away 1/3
 1999-00 W 97-79 Cincinnati Gardens 1/30
 1998-99 W 76-56 Away 1/20
 1997-98 W 77-43 Cincinnati Gardens 1/10
 1996-97 W 75-64 Away 1/11
 1995-96 W 61-54 + Philadelphia, Pa. 3/6
 W 74-61 Cincinnati Gardens 1/13
 1991-92 W 80-78 (OT) Cincinnati Gardens 2/26
 1990-91 L 74-87 Away 1/5
 1967-68 L 70-81 Oklahoma City, Okla. 12/30
 1957-58 W 85-82 Schmidt Fieldhouse 12/17

FURMAN - FURMAN LEADS 1-0

1973-74 L 70-82 Away 12/28

GARDNER-WEBB - XAVIER LEADS 1-0

2013-14 W 83-59 Cintas Center 11/8

GEORGE WASHINGTON - XAVIER LEADS 28-9

2017-18 W 83-64 Las Vegas, NV. 11/23
 2012-13 W 71-56 Cintas Center 1/12
 2011-12 W 59-58 Away 2/1
 2010-11 W 81-74 Cintas Center 1/26
 2009-10 W 76-69 Away 1/10
 2008-09 W 71-53 Cintas Center 2/22
 2007-08 W 66-56 Cintas Center 3/1
 W 74-66 Away 1/19
 2006-07 W 87-58 Away 2/10
 2005-06 L 85-89 Cintas Center 2/2
 2004-05 W 81-62 Cintas Center 2/23
 W 66-65 Away 1/25
 2003-04 W 70-47 + Dayton, Ohio 3/12
 W 83-66 Cintas Center 3/3

L 60-81 Away 1/28
 2002-03 W 78-73 + Dayton, Ohio 3/13
 W 71-70 Cintas Center 3/1
 W 80-68 Away 2/4
 2001-02 W 89-75 Cintas Center 2/14
 W 71-63 Away 1/17
 2000-01 L 74-83 + Philadelphia, Pa. 3/8
 W 71-63 (OT) Cintas Center 2/3
 W 76-74 Away 1/16
 1999-00 W 88-76 Cincinnati Gardens 2/22
 L 67-78 Away 2/5
 1998-99 L 74-77 Away 2/27
 W 81-61 Cincinnati Gardens 1/17
 1997-98 W 77-63 + Philadelphia, Pa. 3/7
 W 96-86 Cincinnati Gardens 2/16
 L 73-78 (OT) Away 1/14
 1996-97 W 87-76 Cincinnati Gardens 2/15
 W 62-61 Away 1/23
 1995-96 L 77-81 Cincinnati Gardens 2/26
 L 69-77 Away 2/7
 1994-95 W 88-75 Away 2/18
 1993-94 L 92-93 (2OT) Cincinnati Gardens 2/12
 1984-85 W 87-79 Tempe, Ariz. 12/7

GEORGETOWN - XAVIER LEADS 19-6

2022-23 W 95-82 Cintas Center 1/21
 W 102-89 Away 12/16
 2021-22 W 97-75 Cintas Center 3/5
 2020-21 L 66-72 Away 3/2
 2019-20 W 66-63 Away 3/1
 W 66-57 Cintas Center 1/22
 2018-19 L 73-80 Away 1/31
 W 81-75 Cintas Center 1/9
 2017-18 W 89-77 Away 2/21
 W 96-91 (OT) Cintas Center 2/3
 2016-17 W 86-75 Away 1/22
 W 81-76 Away 12/31
 2015-16 W 88-70 Away 2/20
 L 72-81 Cintas Center 1/19
 2014-15 W 65-63 ^ New York, N.Y. 3/13
 W 66-53 Away 1/27
 W 70-53 Cintas Center 12/31
 2013-14 L 52-74 Away 2/22
 W 80-67 Cintas Center 1/15
 1994-95 L 63-68 \$ Tallahassee, Fla. 3/17
 1989-90 W 74-71 \$ Indianapolis, Ind. 3/18
 1968-69 L 63-77 Away 2/10
 1967-68 W 87-68 Schmidt Fieldhouse 2/4
 1958-59 W 70-62 Schmidt Fieldhouse 1/28
 1953-54 W 74-54 Away 12/14

GEORGIA - XAVIER LEADS 3-1

2011-12 W 70-56 Cintas Center 11/25
 2010-11 W 65-57 Away 2/8
 2007-08 W 73-61 \$ Washington D.C. 3/20
 1983-84 L 70-73 Away 12/29

GEORGIA STATE - XAVIER LEADS 3-0

2014-15 W 75-67 \$ Jacksonville, Fla. 3/21
 1981-82 W 57-56 Schmidt Fieldhouse 12/21
 W 72-59 Away 12/8

GEORGIA TECH - XAVIER LEADS 2-0

1955-56 W 92-67 Buffalo, N.Y. 1/1
 1934-35 W 38-19 Schmidt Fieldhouse 2/16

GONZAGA - GONZAGA LEADS 5-1

2022-23 L 84-88 Portland, Ore. 11/27
 2016-17 L 59-83 \$ San Jose, CA. 3/25
 2011-12 L 65-72 Cintas Center 12/31
 2010-11 L 54-64 Away 12/22
 2005-06 L 75-79 \$ Salt Lake City, Utah 3/16
 1960-61 W 87-82 Schmidt Fieldhouse 12/23

GREEN BAY - XAVIER LEADS 2-0

2019-20 W 84-71 Cintas Center 12/4
 1994-95 W 76-55 Cincinnati Gardens 2/11

HAMPTON - XAVIER LEADS 1-0

2017-18 W 96-60 Cintas Center 11/20

HARTFORD - XAVIER LEADS 2-0

1994-95 W 85-68 Away 12/10
 1993-94 W 65-56 Cincinnati Gardens 12/6

HAWAII - SERIES TIED 1-1

2011-12 L 82-84 (OT) Honolulu, Hawaii 12/24
 2001-02 W 70-58 \$ Dallas, Texas 3/15

HOFSTRA - XAVIER LEADS 1-0

1996-97 W 79-43 Cincinnati Gardens 12/14

HOLY CROSS - HOLY CROSS LEADS 3-0

1981-82 L 60-66 Schmidt Fieldhouse 12/5
 1980-81 L 93-112 Away 1/6
 1949-50 L 51-54 Schmidt Fieldhouse 12/27

HOUSTON - HOUSTON LEADS 2-0

1977-78 L 75-100 Away 12/16
 1972-73 L 73-114 Away 12/9

IDAHO STATE - XAVIER LEADS 1-0

1967-68 W 101-84 Oklahoma City, Okla. 12/29

ILLINOIS - SERIES TIED 2-2

2018-19 W 83-74 Maui, Hawaii 11/21
 2006-07 W 65-59 U.S. Bank Arena 12/29
 2005-06 L 62-65 Chicago, Ill. 12/3
 1961-62 L 69-81 Away 12/18

INDIANA - INDIANA LEADS 9-1

2022-23 L 79-81 Cintas Center 11/18
 2007-08 W 80-65 Hoffman Estates, Ill. 11/24
 2003-04 L 77-80 (OT) Indianapolis, Ind. 11/29
 1992-93 L 70-73 \$ Indianapolis, Ind. 3/21
 1979-80 L 66-92 Away 12/7
 1951-52 L 69-92 Away 12/8
 1948-49 L 55-63 Away 12/11
 1939-40 L 24-58 Away 12/11
 1938-39 L 39-48 Schmidt Fieldhouse 2/3
 1931-32 L 16-18 Schmidt Fieldhouse 2/2

IPFW - XAVIER LEADS 4-0

2011-12 W 86-63 Cintas Center 11/15
 2010-11 W 76-66 Cintas Center 11/16
 2008-09 W 71-43 Cintas Center 11/14
 2004-05 W 80-74 Cintas Center 12/28

IUPUI - XAVIER LEADS 6-0

2018-19 W 82-69 Cintas Center 11/6
 2014-15 W 66-43 Cintas Center 12/9
 1994-95 W 104-67 Cincinnati Gardens 11/25
 1975-76 W 90-76 Schmidt Fieldhouse 2/24
 1974-75 W 88-43 Schmidt Fieldhouse 12/4
 1973-74 W 77-42 Schmidt Fieldhouse 12/5

INDIANA STATE - SERIES TIED 2-2

1949-50 L 50-52 Away 2/3
 1948-49 W 66-43 Schmidt Fieldhouse 1/22
 1947-48 W 60-51 Schmidt Fieldhouse 2/21
 1946-47 L 38-50 Away

IOWA - XAVIER LEADS 4-1

1960-61 W 58-54 New York, N.Y. 2/16
 1958-59 W 69-52 New York, N.Y. 12/11
 1957-58 W 71-61 Away 1/9
 1956-57 W 82-79 New York, N.Y. 1/5
 1953-54 L 64-70 Away 12/17

IOWA - IOWA LEADS 2-1

2013-14 L 74-77 (OT) Nassau, Bahamas 11/28
 2010-11 W 86-73 U.S. Virgin Islands 11/19
 1937-38 L 28-33 Schmidt Fieldhouse 12/20

IOWA STATE - IOWA STATE LEADS 2-1

2021-22 L 70-82 Barclays Center 11/24
 2004-05 W 72-59 Cintas Center 1/3
 2003-04 L 61-68 Away 12/23

JACKSONVILLE - XAVIER LEADS 2-0

2019-20 W 76-57 Cintas Center 11/5
 1962-63 W 103-94 Schmidt Fieldhouse 12/15

KANSAS - KANSAS LEADS 6-0

1999-00 L 70-111 Anchorage, Alaska 11/26
 1987-88 L 72-85 \$ Lincoln, Neb. 3/18
 1972-73 L 54-61 Away 12/11
 1971-72 L 57-75 Away 12/1
 1968-69 L 56-79 Away 12/9
 1966-67 L 52-100 Away 12/3

KANSAS STATE - SERIES TIED 4-4

2009-10 L 96-101 (2OT) \$ Salt Lake City, Utah 3/25
 L 56-71 Away 12/8
 2007-08 W 103-77 Cincinnati, Ohio 12/31
 2006-07 W 76-66 Cincinnati, Ohio 1/3
 1996-97 W 94-54 Cincinnati Gardens 12/29
 1995-96 L 67-73 Away 12/20
 1989-90 W 87-79 \$ Indianapolis, Ind. 3/16
 1961-62 L 67-75 Lexington, Ky. 12/22

KENNESAW STATE - XAVIER LEADS 1-0

2022-23 W 72-67 \$ Greensboro, N.C. 3/17

KENT STATE - XAVIER LEADS 15-4

2021-22 W 73-59 Cintas Center 11/12
 2017-18 W 96-70 Cintas Center 12/6
 2012-13 W 62-55 Cintas Center 12/9
 2009-10 W 77-61 Cintas Center 12/4
 2007-08 W 78-65 Hoffman Estates, Ill. 11/23
 2001-02 W 62-56 Cintas Center 12/20
 2000-01 W 71-60 Cleveland, Ohio 12/30
 1992-93 W 72-56 Cincinnati Gardens 12/9
 1991-92 W 73-65 Away 12/11
 1988-89 L 71-90 Away 1/17
 1987-88 W 92-78 Cincinnati Gardens 1/2
 1975-76 L 71-79 Huntington, W.Va. 12/13
 1966-67 W 101-78 Schmidt Fieldhouse 12/17
 1965-66 W 85-76 Away 2/11
 1964-65 L 76-80 (OT) Schmidt Fieldhouse 12/19
 1953-54 W 83-64 Schmidt Fieldhouse 12/5
 1950-51 W 74-57 Schmidt Fieldhouse 2/23
 1947-48 W 60-52 Away 1/24
 1946-47 L 37-50 Away

KENTUCKY - KENTUCKY LEADS 37-2

1968-69 L 77-115 Away 11/30
 1967-68 L 76-111 Away 12/6
 1962-63 L 76-90 Away 1/26
 1954-55 L 55-66 Away 2/14
 L 69-72 Cincinnati Gardens 12/11
 1953-54 L 71-76 Away 1/4
 L 66-81 Cincinnati Gardens 12/12
 1951-52 L 50-83 Away 1/7
 L 72-97 Cincinnati Gardens 12/10
 1950-51 L 51-78 Away 2/13
 L 56-67 Cincinnati Gardens 12/12
 1949-50 L 53-58 Away 2/23
 L 47-58 Cincinnati Gardens 1/28
 1948-49 L 40-51 Cincinnati Gardens 2/24
 L 50-96 Away 2/12
 1947-48 L 37-59 Schmidt Fieldhouse 2/28
 L 34-79 Away 12/17
 1946-47 L 31-58 Schmidt Fieldhouse 2/19
 L 34-71 Away 1/25
 1945-46 L 40-83 Away 2/23
 L 36-62 Schmidt Fieldhouse 1/14
 1942-43 L 36-48 Away 2/8
 L 38-43 Schmidt Fieldhouse 1/9
 1941-42 L 36-44 Away 2/21
 L 39-40 Schmidt Fieldhouse 1/10
 1940-41 W 49-44 Schmidt Fieldhouse 2/25

DIVISION I OPPONENT GAME-BY-GAME SERIES RECORDS

L 43-48	Schmidt Fieldhouse	1/9
1939-40 L 29-37	Away	2/12
L 41-42 (OT)	Schmidt Fieldhouse	1/6
1938-39 L 23-43	Away	2/21
L 31-41	Schmidt Fieldhouse	2/8
1937-38 L 29-45	Away	2/17
W 39-32	Schmidt Fieldhouse	
1936-37 L 15-23	Away	2/22
L 28-32	Schmidt Fieldhouse	12/12
1935-36 L 40-49	Away	2/18
L 32-36	Schmidt Fieldhouse	1/14
1934-35 L 29-46	Away	3/7
L 27-40	Schmidt Fieldhouse	2/5

LA SALLE - XAVIER LEADS 32-7

2012-13	W 70-63	Cintas Center	1/19
2011-12	L 70-80	Away	1/4
2010-11	W 100-62	Cintas Center	2/22
2009-10	W 68-62	Away	1/7
2008-09	W 73-53	Cintas Center	1/18
2007-08	W 75-62	Cintas Center	2/2
2006-07	W 76-65	Away	3/3
2005-06	L 70-79	Cintas Center	2/11
2004-05	W 83-70	+ Cincinnati, Ohio	3/10
L 52-53 (OT)	Away		2/27
W 62-50	Cintas Center		2/2
2003-04	W 78-68	Away	2/18
W 84-45	Cintas Center		1/21
2002-03	W 93-71	Away	2/19
W 80-47	Cintas Center		1/14
2001-02	W 68-53	Cintas Center	2/28
W 71-67	Away		1/19
2000-01	W 79-55	Away	2/25
W 81-66	Cintas Center		1/7
1999-00	W 71-60	Away	2/27
L 49-80	Cincinnati Gardens		1/23
1998-99	W 88-71	Cincinnati Gardens	2/16
L 75-88	Away		2/6
1997-98	W 91-59	Away	2/7
W 104-67	Cincinnati Gardens		1/2
1996-97	W 79-67	Cincinnati Gardens	2/22
W 83-67	Away		2/3
1995-96	W 60-59	Cincinnati Gardens	1/25
W 69-60	Away		1/6
1994-95	W 84-77	Away	2/9
W 75-72	Cincinnati Gardens		1/14
1993-94	W 79-77	Cincinnati Gardens	3/3
W 73-66	Away		2/5
1992-93	W 73-58	Away	3/2
W 56-49	Cincinnati Gardens		2/4
1982-83	W 109-85	Schmidt Fieldhouse	2/9
1980-81	L 60-65	Away	12/10
1958-59	L 80-99	Away	2/28
1957-58	W 76-65	Schmidt Fieldhouse	1/27

LEHIGH - XAVIER LEADS 3-0

2016-17	W 84-81	Cintas Center	11/11
2011-12	W 70-58	\$ Greensboro, N.C.	3/18
2004-05	W 69-63	Cintas Center	12/21

LIPSCOMB - XAVIER LEADS 1-0

2019-20	W 87-62	Cintas Center	11/30
---------	---------	---------------	-------

LONG BEACH STATE - LONG BEACH STATE LEADS 2-1

2014-15	L 70-73	Anaheim, CA.	11/30
W 97-74	Cintas Center		11/18
2011-12	L 58-68	Honolulu, HI.	12/22

LONG ISLAND - XAVIER LEADS 4-0

2001-02	W 108-57	Cintas Center	12/8
1996-97	W 94-86	Cincinnati Gardens	12/10
1995-96	W 109-78	Cincinnati Gardens	12/2
1948-49	W 75-51	Schmidt Fieldhouse	2/8

LOUISIANA LAFAYETTE - XAVIER LEADS 1-0

2003-04	W 78-74	Cintas Center	12/20
---------	---------	---------------	-------

LOUISIANA MONROE - XAVIER LEADS 2-0

2000-01	W 86-68	Cintas Center	11/30
1997-98	W 118-61	Cincinnati Gardens	11/24

LSU - XAVIER LEADS 3-1

2009-10	W 89-65	Cintas Center	12/29
2008-09	W 80-70	Away	1/24
1980-81	L 62-78	Away	12/22
1964-65	W 93-87	Oklahoma City, Okla.	12/28

LOUISVILLE - LOUISVILLE LEADS 25-17

2003-04	W 80-70	\$ Orlando, Fla.	3/19
1999-00	W 81-79	Anchorage, Alaska	11/25
1992-93	L 73-76	Away	1/11
1991-92	L 73-86	Riverfront Coliseum	2/8
1988-89	W 85-83	Riverfront Coliseum	11/18
1963-64	L 91-97	Away	2/12
W 80-79	Schmidt Fieldhouse		1/15
1962-63	L 68-70 (OT)	Away	2/13
L 66-75	Cincinnati Gardens		1/16
1961-62	W 79-67	Cincinnati Gardens	2/14
L 60-85	Away		1/17
1960-61	W 84-77	Cincinnati Gardens	1/18
L 64-76	Away		12/10
1959-60	W 75-64	Cincinnati Gardens	2/6
L 62-84	Away		1/16
1958-59	L 66-70	Away	1/10
W 98-66	Cincinnati Gardens		1/3
1957-58	L 74-76	Away	2/8
W 82-80 (3OT)	Cincinnati Gardens		1/4
1956-57	L 69-87	Away	2/16
1955-56	L 70-83	Away	2/29
W 99-59	Schmidt Fieldhouse		2/13
1954-55	L 52-92	Away	2/23
W 76-70	Schmidt Fieldhouse		1/8
1953-54	L 55-59	Away	
L 65-74	Schmidt Fieldhouse		1/30
L 56-61	Away		12/29
1952-53	W 80-74	Schmidt Fieldhouse	2/20
L 69-72	Away		2/4
1951-52	L 87-101	Away	2/27
L 67-77	Schmidt Fieldhouse		1/9
1950-51	W 72-69	Schmidt Fieldhouse	2/19
L 55-63	Away		1/10
1949-50	L 72-77	Away	1/7
L 47-64	Schmidt Fieldhouse		12/17
1948-49	W 71-57	Schmidt Fieldhouse	1/29
L 57-64 (OT)	Away		1/15
1947-48	L 49-56	& Kansas City, Mo.	3/12
L 47-58	Away		2/13
W 62-34	Schmidt Fieldhouse		1/7
1933-34	W 37-29	Schmidt Fieldhouse	2/19
1925-26	W 38-18	St. Xavier Gym	2/5

LOYOLA CHICAGO - XAVIER LEADS 38-25

1994-95	W 81-75	Away	1/30
1993-94	W 98-76	Away	3/1
W 83-55	Cincinnati Gardens		1/29
1992-93	W 60-50	! Indianapolis, Ind.	3/11
W 68-65	Cincinnati Gardens		2/25
W 81-64	Away		1/30
1991-92	W 69-56	Cincinnati Gardens	2/10
W 75-73	Away		1/18
1990-91	W 87-74	Cincinnati Gardens	2/9
W 81-74	Away		1/12
1989-90	W 70-53	Away	2/6
W 89-73	Cincinnati Gardens		1/8
1988-89	W 85-83	! Dayton, Ohio	3/9
W 93-86	Cincinnati Gardens		2/9
L 83-92	Away		1/12
1987-88	W 117-79	! Indianapolis, Ind.	3/11
W 94-83	Away		2/13
W 98-90	Cincinnati Gardens		1/16
1986-87	W 82-74	! Indianapolis, Ind.	2/27
W 80-72	Cincinnati Gardens		2/9
L 79-81	Away		1/12
1985-86	W 99-91	! Indianapolis, Ind.	2/28
W 91-88 (OT)	Away		2/10
W 78-75	Cincinnati Gardens		1/13

1984-85	L 61-65	! Tulsa, Okla.	3/8
L 89-99	Away		2/4
W 95-90	Cincinnati Gardens		1/7
1983-84	W 80-69	! Chicago, Ill.	3/9
W 64-61	Cincinnati Gardens		2/6
L 83-94	Away		1/9
1982-83	W 82-76	! Evansville, Ind.	3/11
L 85-86	Away		2/21
W 84-78	Schmidt Fieldhouse		1/24
1981-82	L 69-77	! Tulsa, Okla.	3/4
L 80-82	Schmidt Fieldhouse		2/15
L 67-83	Away		1/30
1980-81	W 90-89	Riverfront Coliseum	2/14
L 63-73	Away		1/19
1979-80	L 96-102	Schmidt Fieldhouse	2/16
1978-79	L 73-89	Away	12/11
1977-78	L 52-57	Schmidt Fieldhouse	2/11
1976-77	L 69-74	Away	1/12
1975-76	W 75-59	Schmidt Fieldhouse	12/17
1974-75	L 62-67	Away	1/4
1973-74	W 77-66	Schmidt Fieldhouse	1/5
1961-62	W 96-89	Schmidt Fieldhouse	3/5
1960-61	W 94-85	Away	3/11
1959-60	L 63-65	Away	1/22
1957-58	W 65-54	Away	2/1
1951-52	L 83-103	Away	1/23
1950-51	W 67-65	Schmidt Fieldhouse	1/6
1947-48	W 45-43	Schmidt Fieldhouse	2/7
1937-38	W 40-27	Schmidt Fieldhouse	
L 38-52	Away		1/15
1936-37	L 31-41	Away	1/9
1929-30	L 13-18	Schmidt Fieldhouse	1/23
L 13-18	Away		1/14
1928-29	L 10-20	Schmidt Fieldhouse	2/13
L 5-20	Away		
1927-28	L 19-40	Away	2/25
W 14-11	Schmidt Fieldhouse		2/15
1926-27	L 13-17	Away	2/15
W 23-21	St. Xavier Gym		1/10

LOYOLA (MD.) - XAVIER LEADS 6-2

1994-95	W 86-51	Cincinnati Gardens	12/3
1991-92	L 52-68	Away	2/5
1990-91	W 87-68	Cincinnati Gardens	12/5
1956-57	W 102-76	Schmidt Fieldhouse	1/31
1955-56	W 84-57	Away	
1950-51	W 77-53	Schmidt Fieldhouse	2/8
1949-50	W 86-63	Schmidt Fieldhouse	1/6
1948-49	L 72-74	Away	1/4

LOYOLA MARYMOUNT - XAVIER LEADS 8-1

1998-99	W 97-52	Cincinnati Gardens	12/21
1996-97	W 81-65	Away	12/5
1989-90	W 115-113	Cincinnati Gardens	1/2
1988-89	W 118-113	Away	1/4
1970-71	W 96-84	Schmidt Fieldhouse	12/21
1968-69	W 81-71	Schmidt Fieldhouse	12/20
1967-68	L 69-80	Schmidt Fieldhouse	12/20
1964-65	W 72-63	Schmidt Fieldhouse	1/27
1960-61	W 75-62	Schmidt Fieldhouse	12/15

MANHATTAN - XAVIER LEADS 1-0

1956-57	W 99-86	Chicago, Ill.	2/23
---------	---------	---------------	------

MARQUETTE - MARQUETTE LEADS 57-27

2022-23	L 51-65	^ New York, N.Y.	3/11
L 68-69	Away		2/15
W 80-76	Cintas Center		1/15
2021-22	L 64-75	Away	1/23
W 80-71	Cintas Center		12/18
2020-21	L 59-66	Away	3/6
W 91-88	Cintas Center		12/20
2019-20	L 82-84 (2 OT)	Cintas Center	1/29
L 65-85	Away		1/15
2018-19	L 82-87	Cintas Center	1/26
L 52-70	Away		1/6
2017-18	W 89-70	Cintas Center	1/24
W 91-87	Away		12/27
2016-17	L 84-95	Cintas Center	3/1

L 61-83	Away		2/18
2015-16	W 90-72	^ New York, N.Y.	3/10
W 90-82	Cintas Center		2/6
W 74-66	Away		1/16
2014-15	W 64-44	Away	2/10
W 62-58	Cintas Center		1/17
2013-14	W 68-65	^ New York, N.Y.	3/13
L 72-81	Away		2/15
W 86-79	Cintas Center		1/9
2010-11	L 55-66	\$ Cleveland, Ohio	3/18
2009-10	L 61-71	Lake Buena Vista, Fla.	11/26
2000-01	W 75-59	Cintas Center	12/16
1999-00	W 67-63	# Cincinnati Gardens	3/15
1999-00	L 63-65	Away	1/2
1990-91	W 71-66	Cincinnati Gardens	2/7
W 98-93 (OT)	Away		1/10
1989-90	W 83-78	Cincinnati Gardens	2/8
1988-89	W 86-80	Away	1/6
1988-89	W 102-77	Cincinnati Gardens	2/25
1987-88	L 61-67	Away	12/5
1985-86	W 85-71	Away	2/5
1984-85	L 60-69	Cincinnati Gardens	2/20
L 53-71	Away		2/13
1983-84	W 82-68 (OT)	Cincinnati Gardens	2/22
1982-83	L 64-72	Away	1/8
1981-82	L 50-63	Riverfront Coliseum	1/20
1980-81	L 62-78	Away	2/10
L 59-78	Riverfront Coliseum		1/26
1979-80	L 70-82	Away	2/12
L 62-76	Riverfront Coliseum		1/17
1978-79	L 50-67	Away	1/20
1977-78	L 53-75	Cincinnati Gardens	2/20
L 62-78	Away		1/24
1976-77	L 43-85	Away	1/22
1975-76	L 49-74	Schmidt Fieldhouse	3/5
L 48-82	Away		1/19
1974-75	L 55-78	Away	2/8
L 55-73	Schmidt Fieldhouse		1/29
1973-74	L 53-73	Schmidt Fieldhouse	1/2
L 55-68	Away		12/21
1972-73	L 61-90	Cincinnati Gardens	1/29
L 52-70	Away		12/16
1971-72	L 55-63	Schmidt Fieldhouse	2/28
L 59-89	Away		2/9
1970-71	L 58-76	Schmidt Fieldhouse	3/6
L 60-91	Away		1/9
1969-70	L 73-81	Schmidt Fieldhouse	2/23
L 73-82	Away		1/24
1968-69	L 54-67	Schmidt Fieldhouse	2/18
L 69-82	Away		1/11
1967-68	W 88-83 (OT)	Schmidt Fieldhouse	2/26
L 57-72	Away		2/10
1966-67	L 69-71	Schmidt Fieldhouse	2/15
L 69-87	Away		1/14
1965-66	W 82-78	Schmidt Fieldhouse	2/

DIVISION I OPPONENT GAME-BY-GAME SERIES RECORDS

NORTHERN ILLINOIS - XAVIER LEADS 4-1

1994-95	W 106-84	Away	1/28
1991-92	W 84-74	Away	12/30
	W 77-74	Cincinnati Gardens	12/4
1969-70	L 80-88	Away	1/26
1967-68	W 99-83	Schmidt Fieldhouse	1/20

NORTHERN IOWA - XAVIER LEADS 3-0

2017-18	W 77-67	Away	12/22
2016-17	W 64-42	Cintas Center	11/26
	W 67-59	Orlando, Fla.	11/20

NORTHERN KENTUCKY - XAVIER LEADS 4-2

2015-16	W 78-66	Cintas Center	11/23
1978-79	L 61-63 (OT)	Schmidt Fieldhouse	1/6
1977-78	L 58-59	Schmidt Fieldhouse	1/14
1976-77	W 67-65	Schmidt Fieldhouse	2/23
1975-76	W 72-70 (OT)	Schmidt Fieldhouse	2/21
1974-75	W 64-60	Schmidt Fieldhouse	2/15

NORTHWESTERN - XAVIER LEADS 1-0

1993-94	W 83-79 (OT) #	Away	3/21
---------	----------------	------	------

NORTHWESTERN ST. U. OF LOUISIANA - XAVIER LEADS 1-0

1947-48	W 67-43	& Kansas City, Mo.	
---------	---------	--------------------	--

NOTRE DAME - NOTRE DAME LEADS 15-4

2011-12	W 67-63	\$ Greensboro, N.C.	3/16
2000-01	L 71-83	\$ Kansas City, Mo.	3/16
1999-00	L 64-76	#	Away 3/20
1995-96	L 70-72	Cincinnati Gardens	12/23
1994-95	L 73-84	Away	1/21
1992-93	W 75-60	Cincinnati Gardens	1/4
1991-92	L 86-87	Away	3/3
1979-80	L 72-85	Riverfront Coliseum	2/20
1978-79	L 57-66	Away	2/1
1976-77	L 63-94	Away	2/7
1975-76	L 79-90	Cincinnati Gardens	1/17
1974-75	L 58-96	Away	2/1
1973-74	L 44-87	Away	1/12
1972-73	L 68-94	Away	2/3
1958-59	W 73-71	Chicago, Ill.	1/31
1950-51	W 60-52	Cincinnati Gardens	1/13
1937-38	L 26-45	Schmidt Fieldhouse	12/22
1934-35	L 35-42	Schmidt Fieldhouse	3/9
1933-34	L 15-25	Schmidt Fieldhouse	2/10

OAKLAND - XAVIER LEADS 5-0

2020-21	W 101-49	Cintas Center	11/25
2018-19	W 73-63	Cintas Center	12/1
2007-08	W 93-68	Cintas Center	11/28
2004-05	W 69-58	Cintas Center	11/19
2003-04	W 76-66	Cintas Center	11/17

OHIO - OHIO LEADS 20-15

2018-19	W 82-61	Cintas Center	12/5
2008-09	W 78-56	Cintas Center	12/10
1995-96	L 72-103	Away	12/9
1994-95	W 90-71	Cincinnati Gardens	12/17
1957-58	L 74-87	Away	2/12
1956-57	W 106-80	Schmidt Fieldhouse	1/19
1947-48	W 56-37	Schmidt Fieldhouse	2/2
	L 52-57	Away	12/16
1946-47	L 46-47	Schmidt Fieldhouse	2/17
	L 30-47	Away	1/7
1942-43	W 57-41	Schmidt Fieldhouse	
	L 53-58	Away	
1941-42	L 42-43	Away	
	W 47-39	Schmidt Fieldhouse	
1940-41	L 41-49	Schmidt Fieldhouse	
	L 57-69	Away	
1939-40	L 34-39	Schmidt Fieldhouse	2/17
	L 37-48	Away	1/10
1938-39	W 47-46	Schmidt Fieldhouse	2/11
	W 41-30	Away	1/12
1937-38	W 47-27	Schmidt Fieldhouse	
	L 33-39	Away	

1936-37	L 32-35	Schmidt Fieldhouse	2/20
	L 20-42	Away	1/14
1935-36	L 32-37	Away	
	L 22-28	Schmidt Fieldhouse	
1934-35	W 29-28	Schmidt Fieldhouse	
	W 26-21	Schmidt Fieldhouse	
1923-24	L 15-26	Away	2/9
	W 32-31	Fenwick Club	1/25
1922-23	W 18-17	Away	2/10
	W 35-15	St. Xavier Gym	1/20
1921-22	L 32-34	Away	2/1
	L 16-28	St. Xavier Gym	1/7
1920-21	L 13-54	St. Xavier Gym	1/7

OHIO STATE - OHIO STATE LEADS 3-2

2021-22	W 71-65	Cintas Center	11/18
2006-07	L 71-78 (OT)	\$ Lexington, Ky.	3/17
1983-84	W 60-57 (OT) #	Cincinnati Gardens	3/15
1934-35	L 28-31 (OT)		
1932-33	L 19-31	Schmidt Fieldhouse	

OKLAHOMA - OKLAHOMA LEADS 2-1

2020-21	W 99-77	Cintas Center	12/9
2001-02	L 65-78	\$ Dallas, Texas	3/17
1969-70	L 89-101	Huntington, W.Va.	12/20

OKLAHOMA STATE - XAVIER LEADS 1-0

2021-22	W 77-71	Away	12/5
---------	---------	------	------

OLD DOMINION - OLD DOMINION LEADS 4-2

2010-11	L 58-67	U.S. Virgin Islands	11/22
1973-74	L 83-86 (OT)	Away	1/24
1972-73	L 76-79	Schmidt Fieldhouse	1/15
1971-72	W 90-88	Schmidt Fieldhouse	12/13
1969-70	L 73-89	Schmidt Fieldhouse	12/15
1968-69	W 72-70	Schmidt Fieldhouse	12/16

OLE MISS - XAVIER LEADS 1-0

2014-15	W 76-57	\$ Jacksonville, FL.	3/19
---------	---------	----------------------	------

ORAL ROBERTS - XAVIER LEADS 10-8

2011-12	L 42-64	Cintas Center	12/18
1986-87	W 81-73 (2OT)	Cincinnati Gardens	2/21
	L 62-82	Away	1/24
1985-86	W 73-71	Away	2/22
	W 86-74	Cincinnati Gardens	1/25
1984-85	L 67-70	Away	2/16
	W 92-86	Cincinnati Gardens	1/19
1983-84	L 66-68	! Chicago, Ill.	3/10
	W 78-76	Cincinnati Gardens	2/18
	W 89-87 (OT)	Away	1/21
1982-83	W 87-79	Schmidt Fieldhouse	2/24
	L 71-87	Away	1/31
1981-82	W 74-71	! Tulsa, Okla.	3/3
	L 71-91	Away	2/22
	L 77-94	Schmidt Fieldhouse	2/1
1980-81	W 73-69	Riverfront Coliseum	1/28
	W 81-76 (OT)	Away	1/12
1979-80	L 79-98	Away	1/21

OREGON - XAVIER LEADS 2-1

1998-99	W 106-75	# New York, N.Y.	3/25
1958-59	W 68-57	Oklahoma City, Okla.	12/26
1941-42	L 25-38	Schmidt Fieldhouse	12/17

PACIFIC - PACIFIC LEADS 1-0

2012-13	L 67-70	Anaheim, Calif.	11/22
---------	---------	-----------------	-------

PITTSBURGH - SERIES TIED 4-4

2022-23	W 84-73	\$ Greensboro, N.C.	3/19
2009-10	W 71-68	\$ Milwaukee, Wisc.	3/21
2008-09	L 55-60	\$ Boston, Mass.	3/26
1998-99	L 76-94	San Juan, P.R.	11/26
1986-87	L 76-99	Away	12/8
1985-86	W 83-73	Cincinnati Gardens	12/7
1984-85	W 61-58	Away	12/1
1935-36	L 21-23	Schmidt Fieldhouse	12/21

PORTLAND - XAVIER LEADS 2-0

1961-62	W 72-60	Schmidt Fieldhouse	2/17
1959-60	W 52-45	Schmidt Fieldhouse	2/3

PORTLAND STATE - XAVIER LEADS 1-0

2008-09	W 77-59	\$ Boise, Idaho	3/20
---------	---------	-----------------	------

PRAIRIE VIEW A&M - XAVIER LEADS 1-0

1988-89	W 87-71	Cincinnati Gardens	1/2
---------	---------	--------------------	-----

PRINCETON - XAVIER LEADS 3-1

2000-01	L 52-58	Away	12/9
1999-00	W 58-54	Cincinnati Gardens	12/27
1998-99	W 65-58	# Cincinnati Gardens	3/17
1989-90	W 72-65	San Francisco, Calif.	12/22

PROVIDENCE - XAVIER LEADS 13-11

2022-23	W 94-89	Away	3/1
	W 85-83 (OT)	Cintas Center	2/1
2021-22	L 92-99 (3OT)	Away	2/23
	L 62-65	Cintas Center	1/26
2020-21	L 68-83	Away	2/24
	W 74-73	Cintas Center	1/10
2019-20	L 74-80	Away	3/4
	W 64-58	Cintas Center	2/8
2018-19	W 75-61	Away	2/16
	L 62-64	Cintas Center	1/23
2017-18	L 72-75 (OT)	^ New York, N.Y.	3/9
	W 84-74	Cintas Center	2/28
	L 72-81	Away	1/6
2016-17	L 63-75	Away	2/15
	W 82-56	Cintas Center	12/28
2015-16	W 85-74	Cintas Center	2/17
	W 75-68	Away	1/26
2014-15	W 78-69	Cintas Center	2/7
	L 66-69 (OT)	Away	1/22
2013-14	W 59-53	Cintas Center	2/8
	L 72-81	Away	1/25
1987-88	L 76-96	Away	12/22
1985-86	W 75-63	Cincinnati Gardens	12/28
1961-62	W 67-53	Schmidt Fieldhouse	12/20

PURDUE - PURDUE LEADS 9-6

2012-13	W 63-57	Away	12/1
2011-12	W 66-63	Cintas Center	12/3
2007-08	W 85-78	\$ Washington D.C.	3/22
2005-06	W 74-55	Indianapolis, Ind.	11/26
2002-03	W 74-59	Cintas Center	12/3
2001-02	L 66-70	Away	12/5
1998-99	L 57-71	Riverfront Coliseum	12/5
1997-98	L 84-86	Indianapolis, Ind.	12/20
1978-79	L 58-66	Cincinnati Gardens	11/29
1977-78	L 82-90	Away	11/26
1975-76	L 64-81	Away	11/29
1947-48	W 44-43	Away	12/6
1937-38	L 32-56	Away	12/13
1936-37	L 23-35	Schmidt Fieldhouse	12/22
1935-36	L 26-49	Schmidt Fieldhouse	12/17

RHODE ISLAND - XAVIER LEADS 19-3

2012-13	W 55-42	Away	2/20
2011-12	W 84-66	Cintas Center	2/8
2010-11	W 72-45	Away	1/9
2009-10	W 72-61	Cintas Center	1/23
2008-09	W 67-65	Away	1/15
2007-08	W 81-77	Away	2/18
2006-07	L 71-79	+ Atlantic City, N.J.	3/9
	W 98-72	Cintas Center	2/21
2005-06	W 85-76	Away	2/25
2004-05	W 77-63	Cintas Center	2/5
2003-04	W 81-67	Away	1/11
2002-03	W 93-70	Cintas Center	2/15
2001-02	W 67-49	Away	1/23
2000-01	W 79-65	Cintas Center	2/17
	W 99-82	Away	1/13
1999-00	W 75-60	+ Philadelphia, Pa.	3/8
	W 78-75	Away	1/9
1998-99	W 87-83	Cincinnati Gardens	1/3

1997-98	W 95-80	+ Philadelphia, Pa.	3/6
	L 68-69	Away	2/24
1996-97	W 91-79	Cincinnati Gardens	1/28
1995-96	L 70-87	Away	2/17

RICE - XAVIER LEADS 2-0

1992-93	W 75-60	Tokyo, Japan	12/20
1977-78	W 65-58	Houston, Texas	12/17

RICHMOND - XAVIER LEADS 13-5

2012-13	L 71-73	Away	2/2
2011-12	W 65-57	Cintas Center	2/25
2010-11	W 85-62	Away	1/29
2009-10	L 85-89 (OT)	+ Atlantic City, N.J.	3/13
	W 78-76 (2OT)	Cintas Center	2/28
2008-09	L 75-80	Away	3/7
2007-08	W 86-61	Cintas Center	3/8
2006-07	W 71-50	Cintas Center	2/17
2005-06	W 63-51	Away	2/8
2004-05	W 73-64	Away	3/2
	W 81-57	Cintas Center	1/19
2003-04	W 62-51	Away	2/10
	L 44-53	Cintas Center	1/25
2002-03	W 66-52	Away	2/1
	L 59-67	Cintas Center	1/7
2001-02	W 73-60	+ Philadelphia, Pa.	3/9
	W 67-64	Away	2/2
	W 72-62	Cintas Center	1/12

RIDER - XAVIER LEADS 1-0

2017-18	W 101-75	Cintas Center	11/13
---------	----------	---------------	-------

ROBERT MORRIS - XAVIER LEADS 4-0

2012-13	W 61-59	Cintas Center	11/17
2008-09	W 78-57	Cintas Center	12/31
1989-90	W 77-70	Away	12/4
1988-89	W 87-76	Cincinnati Gardens	12/7

RUTGERS - RUTGERS LEADS 1-0

1986-87	L 69-83	Away	2/2
---------	---------	------	-----

SACRED HEART - XAVIER LEADS 1-0

2009-10	W 105-65	Cintas Center	11/21
---------	----------	---------------	-------

ST. BONAVENTURE - XAVIER LEADS 26-16

2021-22	W 84-77	# New York, N.Y.	3/29
2012-13	W 66-64	Away	1/16
2011-12	L 56-67	+ Atlantic City, N.J.	3/11
	W 77-64	Cintas Center	1/14
2010-11	W 79-65	Away	1/19
2009-10	W 93-72	Cintas Center	3/6
2008-09	W 84-64	Away	1/21
2007-08	W 83-68	Cintas Center	1/9
2006-07	W 92-66	Away	1/24
2005-06	W 99-71	Cintas Center	1/7
2004-05	W 67-54	Cintas Center	2/16
2003-04	W 90-64	+ Dayton, Ohio	3/10
	W 65-49	Away	2/25
2002-03	W 99-83	Cintas Center	1/11
2001-02	L 79-80	Away	2/9
2000-01	W 77-60	Cintas Center	2/21
1999-00	L 69-72	+ Philadelphia, Pa.	3/9
	L 64-65	Away	3/1
1998-99	W 62-57	Cincinnati Gardens	1/13
1997-98	W 68-44	+ Philadelphia, Pa.	3/5
	L 77-80	Away	1/3
1996-97	W 83-59	Cincinnati Gardens	2/27
1995-96	W 76-62	Away	1/20
1974-75	W 72-62 (OT)	Schmidt Fieldhouse	2/12
1973-74	L 67-93	Away	12/15
1972-73	L 63-68	Schmidt Fieldhouse	2/14
1971-72	L 51-70	Away	1/11
1970-71	L 77-104	Schmidt Fieldhouse	2/3
1969-70	L 69-82	Away	12/8
1968-69	L 69-71	Schmidt Fieldhouse	2/3
1967-68	L 69-93	Away	12/11
1966-67	W 97-80	Schmidt Fieldhouse	12/14
1965-66	L 72-92	Away	12/11

DIVISION I OPPONENT GAME - BY - GAME SERIES RECORDS

1964-65	W 100-78	Schmidt Fieldhouse	12/23
1963-64	L 82-87	Away	12/14
1962-63	W 89-75	% Louisville, Ky.	3/9
	W 86-77	Schmidt Fieldhouse	12/19
1961-62	L 57-79	Away	12/9
1960-61	L 75-85	Schmidt Fieldhouse	12/12
1959-60	W 69-57	Away	12/12
1957-58	W 72-53	# New York, N.Y.	3/20
1955-56	W 95-86	Buffalo, N.Y.	12/31

ST. FRANCIS (PA.) - XAVIER LEADS 5-4

1995-96	W 88-61	Cincinnati Gardens	11/25
1993-94	L 73-77	Away	1/31
1965-66	W 113-85	Schmidt Fieldhouse	1/15
1964-65	W 99-87	Schmidt Fieldhouse	1/13
1963-64	W 116-99	Schmidt Fieldhouse	2/18
1958-59	L 56-59	Schmidt Fieldhouse	2/2
1957-58	L 70-75	Schmidt Fieldhouse	2/23
1956-57	L 65-69	Away	3/11
1955-56	W 92-78	Schmidt Fieldhouse	2/10

ST. JOHN'S - XAVIER LEADS 16-6

2022-23	W 96-71	Cintas Center	2/4
	W 84-79	Away	12/28
2021-22	L 66-81	Away	3/2
	L 73-86	Cintas Center	2/16
2020-21	L 84-93	Away	2/16
	W 69-61	Cintas Center	1/6
2019-20	W 77-74	Away (MSG)	2/17
	W 75-67	Cintas Center	1/5
2018-19	W 81-68	Cintas Center	3/9
	W 84-73	Away	2/28
2017-18	W 88-60	^ New York, N.Y.	3/8
	W 73-68	Away	1/30
	W 88-82	Cintas Center	1/17
2016-17	W 82-77	Away (MSG)	1/29
	W 97-82	Cintas Center	1/7
2015-16	W 90-83	Cintas Center	2/3
	W 74-66	Away	1/6
2014-15	L 57-58	Away (MSG)	2/23
	L 70-78	Cintas Center	2/14
2013-14	W 65-53	Away (MSG)	2/25
	W 70-60	Cintas Center	12/31
1981-82	L 55-75	Away	11/27

SANT JOSEPH'S - SJU LEADS 23-19

2012-13	L 57-58	+ Brooklyn, N.Y.	3/14
	L 49-59	Away	1/26
2011-12	W 68-55	Cintas Center	1/18
2010-11	W 74-54	Away	2/16
2009-10	W 88-52	Cintas Center	2/17
2008-09	W 68-54	Away	2/26
2007-08	L 53-61	+ Atlantic City, N.J.	3/14
	L 66-71	Away	3/6
	W 76-72	Cintas Center	2/10
2006-07	W 72-62	Cintas Center	2/28
	L 74-82	Away	1/21
2005-06	W 62-61	+ Cincinnati, Ohio	3/11
	L 58-68	Cintas Center	2/28
	W 62-58	Away	1/4
2004-05	L 68-73	+ Cincinnati, Ohio	3/11
	L 59-67	Away	1/29
2003-04	W 87-67	+ Dayton, Ohio	3/11
	L 73-81	Cintas Center	1/17
2002-03	W 88-80 (OT)	Away	3/5
2001-02	W 84-77	Cintas Center	2/16
2000-01	L 76-79	Away	2/7
	W 86-73	Cintas Center	1/20
1999-00	W 94-66	Cincinnati Gardens	3/5
1998-99	W 59-53	Away	2/4
1997-98	W 72-62	Cincinnati Gardens	1/20
1996-97	L 65-79	Away	2/8
1995-96	W 84-71	Cincinnati Gardens	1/31
1975-76	W 109-96 (20T)	Schmidt Fieldhouse	1/10
1973-74	L 71-77	Away	1/26
1972-73	L 65-78	Schmidt Fieldhouse	2/17
1971-72	L 63-75	Away	1/26
1970-71	L 74-76	Schmidt Fieldhouse	1/30
1969-70	L 74-83	Away	12/6

1968-69	L 67-76	Schmidt Fieldhouse	12/14
1967-68	L 60-71	Away	1/9
1966-67	L 80-87	Schmidt Fieldhouse	2/1
1965-66	L 83-101	Away	2/26
1964-65	L 78-93	Schmidt Fieldhouse	1/30
1963-64	W 76-75	Away	12/20
1961-62	L 68-75	Away	2/2
1960-61	W 87-75	Schmidt Fieldhouse	1/14
1957-58	L 66-70	Away	1/11

SANT LOUIS - XAVIER LEADS 30-14

2012-13	W 77-66 (OT)	Cintas Center	3/6
2011-12	W 71-64	+ Atlantic City, N.J.	3/10
	L 59-70	Away	2/28
	L 68-73	Cintas Center	1/25
2010-11	W 66-55	Away	3/05
	W 76-68	Cintas Center	2/05
2009-10	W 73-71	Away	2/24
2008-09	W 66-47	+ Atlantic City, N.J.	3/12
	W 70-44	Cintas Center	1/8
2007-08	W 70-68	Away	2/7
2006-07	W 76-57	Cintas Center	2/7
	L 65-76	Away	1/13
2005-06	L 47-61	Away	2/5
	L 54-59	Cintas Center	1/22
1990-91	W 81-68	! Dayton, Ohio	3/10
	L 74-95	Away	2/2
1990-91	L 56-58	Cincinnati Gardens	1/19
1989-90	W 74-58	Cincinnati Gardens	2/17
	W 83-74	Away	1/20
1988-89	W 79-56	! Dayton, Ohio	3/10
	L 61-62	Away	2/18
	W 73-67	Cincinnati Gardens	1/21
1987-88	W 93-70	Cincinnati Gardens	2/22
	W 100-86	Away	1/25
1986-87	W 81-69	! Indianapolis, Ind.	3/1
	L 71-76	Away	2/14
	W 77-69	Cincinnati Gardens	1/17
1985-86	W 74-66	! Indianapolis, Ind.	3/2
	W 81-72	Cincinnati Gardens	2/15
	W 72-60	Away	1/18
1984-85	W 72-53	Cincinnati Gardens	2/9
	L 67-77	Away	1/12
1983-84	W 72-60	! Chicago, Ill.	3/8
	L 49-56	Away	2/11
	W 77-42	Cincinnati Gardens	1/14
1982-83	W 94-72	Away	3/5
	L 60-79	Riverfront Coliseum	2/5
1976-77	W 57-56	Schmidt Fieldhouse	2/19
1975-76	L 61-66	Away	2/7
1955-56	W 84-80	# New York, N.Y.	3/17
1928-29	L 20-22		
1927-28	W 40-33	Schmidt Fieldhouse	1/21
1926-27	W 39-5	Away	2/5
	W 54-31	St. Xavier Gym	1/22

ST. MARY'S (CALIF.) - XAVIER LEADS 2-0

1999-00	W 92-48	Cincinnati Gardens	12/21
1998-99	W 77-54	Away	12/28

SANT PETER'S (N.J.) - XAVIER LEADS 3-0

2002-03	W 87-48	Cintas Center	11/18
1987-88	W 78-75	Away	1/30
1985-86	W 67-46	Cincinnati Gardens	1/8

SANFORD - XAVIER LEADS 3-0

2000-01	W 65-55	Cintas Center	11/28
1991-92	W 75-59	Cincinnati Gardens	12/2
1968-69	W 121-70	Schmidt Fieldhouse	2/20

SAN DIEGO - XAVIER LEADS 1-0

2014-15	W 82-71	Fullerton, CA.	11/27
---------	---------	----------------	-------

SAN DIEGO STATE - SAN DIEGO STATE LEADS 1-0

2018-19	L 74-79	Maui, HI.	11/20
---------	---------	-----------	-------

SAN FRANCISCO - XAVIER LEADS 3-2

2001-02	W 87-72	Away	12/1
2000-01	W 75-49	Cintas Center	12/5
1998-99	L 69-82	San Juan, P.R.	11/28
1989-90	W 78-62	Away	12/23
1949-50	L 47-57	Owensboro, Ky.	2/8

SANTA CLARA - SERIES TIED 1-1

1962-63	L 66-69	Schmidt Fieldhouse	1/27
1949-50	W 76-41	Schmidt Fieldhouse	12/21

SEATTLE - SEATTLE LEADS 4-2

1976-77	L 61-63	Provo, Utah	12/11
1966-67	L 79-91	Away	12/30
1962-63	L 74-76	Schmidt Fieldhouse	12/17
1959-60	W 86-65	Schmidt Fieldhouse	12/19
1958-59	L 69-88	Away	2/9
1958-59	W 80-68	Cincinnati Gardens	12/19

SETON HALL - SETON HALL LEADS 15-12

2022-23	W 82-60	Away	2/24
	W 73-70	Cintas Center	12/20
2021-22	L 66-82	Cintas Center	2/26
	L 71-73	Away	2/9
2020-21	L 68-85	Cintas Center	12/30
2019-20	W 74-62	Away	2/1
	L 71-83	Cintas Center	1/8
2018-19	W 70-69	Away	2/20
	L 70-80	Cintas Center	1/2
2017-18	W 102-90	Cintas Center	2/14
	W 73-64	Away	1/20
2016-17	L 64-71	Away	2/22
	W 72-70	Cintas Center	2/1
2015-16	L 83-87	^ New York, N.Y.	3/11
	L 81-90	Away	2/28
2015-16	W 84-76	Cintas Center	1/23
2014-15	L 82-90	Away	1/31
	W 69-58	Cintas Center	1/7
2013-14	L 62-71	Away	3/3
	L 60-68	Cintas Center	2/1
2010-11	W 57-52	U.S. Virgin Islands	11/21
1979-80	L 67-70	Bloomington, Ind.	12/8
1956-57	W 85-79	# New York, N.Y.	3/16
1955-56	L 73-84	New York, N.Y.	1/10
1952-53	L 78-86	Away	1/11
1948-49	L 51-60	Away	1/5
1947-48	W 41-34	Schmidt Fieldhouse	1/4

SIENA - XAVIER LEADS 4-1

2019-20	W 81-63	Cintas Center	11/8
2002-03	W 96-88	Away	12/23
2001-02	W 68-59	Cintas Center	12/31
1953-54	W 66-54	Away	12/19
1952-53	L 62-71	Away	1/8

SOUTH CAROLINA - XAVIER LEADS 1-0

1941-42	W 63-43	Schmidt Fieldhouse	
---------	---------	--------------------	--

SOUTH FLORIDA - SOUTH FLORIDA LEADS 3-1

1992-93	W 56-53	Cincinnati Gardens	1/19
1990-91	L 88-92	Away	1/26
1985-86	L 52-57	Away	1/4
1984-85	L 50-61 (OT)	Cincinnati Gardens	12/15

SOUTHEAST MISSOURI STATE - XAVIER LEADS 2-0

2007-08	W 90-59	Cintas Center	11/10
1946-47	W 64-49	Terre Haute, Ind.	

SOUTHEAST LOUISIANA - XAVIER LEADS 2-0

2022-23	W 95-63	Cintas Center	11/30
1985-86	W 91-75	Cincinnati Gardens	11/24

SOUTHERN - XAVIER LEADS 2-0

2022-23	W 79-59	Cintas Center	12/13
2005-06	W 73-56	Cintas Center	12/29

SOUTHERN ILLINOIS - SERIES TIED 1-1

2011-12	W 87-77	Honolulu, HI.	12/25
1972-73	L 65-75	Las Cruces, N.M.	12/22

SMU - SMU LEADS 1-0

1956-57	L 71-92	Away	12/15
---------	---------	------	-------

SOUTHERN MISSISSIPPI - XAVIER LEADS 2-0

1954-55	W 83-50	Schmidt Fieldhouse	12/4
1953-54	W 76-65	Away	2/6

SOUTHERN UTAH - SOUTHERN UTAH LEADS 1-0

1989-90	L 90-97	Cincinnati Gardens	12/2
---------	---------	--------------------	------

STANFORD - STANFORD LEADS 1-0

2002-03	L 62-63	Away	11/20
---------	---------	------	-------

STEPHEN F. AUSTIN - XAVIER LEADS 1-0

2014-15	W 81-63	Cintas Center	11/21
---------	---------	---------------	-------

STETSON - XAVIER LEADS 1-0

1985-86	W 77-70	Away	1/2
---------	---------	------	-----

TEMPLE - TEMPLE LEADS 13-11

2012-13	W 57-52	Cintas Center	1/10
2011-12	L 72-85	Away	2/11
2010-11	W 88-77	Cintas Center	1/22
2009-10	L 72-77	Away	1/20
2008-09	L 53-55	+ Atlantic City, N.J.	3/13
	W 83-74	Cintas Center	2/5
2007-08	L 59-78	Away	1/16
2006-07	W 76-68	Cintas Center	1/6
2005-06	L 79-81	Away	1/25
2004-05	L 54-69	Cintas Center	1/22
2003-04	W 70-69	Away	3/6
2002-03	L 57-63	+ Dayton, Ohio	3/14
	W 96-65	Cintas Center	3/8
2001-02	L 56-67	Away	2/20
2000-01	W 78-71	Cintas Center	2/10
1999-00	L 40-59	Away	1/25
1998-99	L 64-76	+ Philadelphia, Pa.	3/5
	W 62-60	Cincinnati Gardens	2/14
1997-98	W 79-73	Away	1/31
1996-97	L 62-69 (OT)	+ Philadelphia, Pa.	3/6
	W 68-64 (OT)	Cincinnati Gardens	1/19
1995-96	L 50-67	+ Philadelphia, Pa.	3/7
	L 56-73	Away	1/9
1956-57	W 70-59	Away	3/9

DIVISION I OPPONENT GAME-BY-GAME SERIES RECORDS

TEXAS - TEXAS LEADS 4-2

2022-23	L 71-83	# Kansas City, Mo.	3/24
2018-19	L 76-78 (OT)	# Away	3/24
2003-04	W 79-71	\$ Atlanta, Ga.	3/26
1989-90	L 89-102	\$ Dallas, Texas	3/22
1982-83	W 66-64 (OT)	Away	12/7
1981-82	L 71-97	Riverfront Coliseum	12/30

TEXAS A&M - XAVIER LEADS 2-0

2021-22	W 73-72	# New York, N.Y.	3/31
1965-66	W 98-86	Oklahoma City, Okla.	12/29

TCU - XAVIER LEADS 2-1

2019-20	W 67-59	Away	12/22
1980-81	L 47-57	Albuquerque, N.M.	12/30
1969-70	W 80-76	Away	1/12

UTEP - UTEP LEADS 1-0

2014-15	L 73-77	Anaheim, Calif.	11/28
---------	---------	-----------------	-------

TEXAS SOUTHERN - XAVIER LEADS 1-0

2017-18	W 102-83	\$ Nashville, Tenn.	3/16
---------	----------	---------------------	------

TOLEDO - XAVIER LEADS 15-11

2020-21	W 76-73	Cintas Center	11/27
2018-19	W 78-64	# Cintas Center	3/20
2008-09	W 81-65	Cintas Center	11/27
2000-01	W 63-61	Away	12/13
1999-00	W 84-55	Cincinnati Gardens	12/30
1998-99	W 86-84	# Away	3/10
	L 67-74	Away	12/9
1997-98	W 95-76	Cincinnati Gardens	11/19
1957-58	L 75-86	Away	1/25
1956-57	W 79-59	Schmidt Fieldhouse	2/25
1950-51	L 61-70	Away	2/26
	W 79-59	Schmidt Fieldhouse	1/30
1949-50	W 53-48	Schmidt Fieldhouse	2/25
	L 56-65	Away	1/14
1948-49	L 60-64	Schmidt Fieldhouse	2/19
	W 47-44	Away	2/11
1946-47	L 37-47	Schmidt Fieldhouse	2/1
	L 49-64	Away	12/19
1942-43	L 38-60	Away	1/16
1941-42	W 45-40	Schmidt Fieldhouse	
1940-41	L 28-55	Away	2/17
1939-40	L 33-35	Schmidt Fieldhouse	1/27
1938-39	W 46-42	Away	2/27
1937-38	W 36-25	Schmidt Fieldhouse	2/5
1936-37	L 25-29	Away	2/13
1928-29	W 35-11	Schmidt Fieldhouse	12/15

TOWSON - XAVIER LEADS 1-0

2019-20	W 73-51	Charleston, S.C.	11/21
---------	---------	------------------	-------

TROY - XAVIER LEADS 2-0

2005-06	W 78-54	Cintas Center	12/22
2002-03	W 71-59	\$ Nashville, Tenn.	3/21

TULANE - SERIES TIED 1-1

1996-97	L 85-87	Riverfront Coliseum	1/16
1970-71	W 82-66	Norfolk, Va.	12/30

TULSA - SERIES TIED 2-2

1986-87	L 60-70	Providence, R.I.	11/28
1964-65	L 65-80	Away	2/16
1963-64	W 83-71	Schmidt Fieldhouse	12/30
1950-51	W 41-40	Schmidt Fieldhouse	1/25

UCLA - UCLA LEADS 2-0

2007-08	L 57-76	\$ Phoenix, Az.	3/29
1996-97	L 83-96	\$ Auburn Hills, Mich.	3/15

UMBC - XAVIER LEADS 2-0

1994-95	W 77-58	Cincinnati Gardens	12/28
1993-94	W 92-66	Away	12/30

USC - XAVIER LEADS 2-1

2015-16	W 87-77	Orlando, FL.	11/27
2013-14	L 78-84	Nassau, Bahamas	11/30
1978-79	W 75-68	Knoxville, Tenn.	12/15

UTAH - XAVIER LEADS 1-0

2016-17	W 77-69	Cintas Center	12/10
---------	---------	---------------	-------

UTAH STATE - UTAH STATE LEADS 2-0

1967-68	L 85-87	Schmidt Fieldhouse	12/4
1966-67	L 88-107	Away	12/27

VALPARAISO - XAVIER LEADS 5-1

1989-90	W 95-63	Away	12/16
1988-89	W 97-88	Cincinnati Gardens	1/7
1978-79	W 63-60	Schmidt Fieldhouse	2/17
1978-79	W 70-59	Away	1/13
1977-78	L 75-76 (OT)	Schmidt Fieldhouse	2/18
1977-78	W 69-60	Away	2/1

VANDERBILT - XAVIER LEADS 6-1

2021-22	W 75-73	# Cintas Center	3/22
2012-13	L 64-66 (OT)	Cintas Center	12/6
2011-12	W 82-70 (OT)	Away	11/28
1996-97	W 80-68	\$ Auburn Hills, Mich.	3/13
1947-48	W 62-42	Away	1/20
1947-48	W 79-42	Schmidt Fieldhouse	12/20
1935-36	W 39-37	Schmidt Fieldhouse	

VILLANOVA - VILLANOVA LEADS 33-7

2022-23	L 63-64	Cintas Center	2/21
	W 88-80	Away	1/7
2021-22	L 60-64	Cintas Center	1/12
	L 58-71	Away	12/21
2019-20	L 55-64	Cintas Center	2/22
	L 62-68	Away	12/30
2018-19	L 67-71 (OT)	^ New York, N.Y.	3/15
	W 66-54	Cintas Center	2/24
	L 75-85	Away	1/18
2017-18	L 79-95	Cintas Center	2/17
	L 65-89	Away	1/10
2016-17	L 57-73	Cintas Center	2/11
	L 54-79	Away	1/10
2015-16	W 90-83	Cintas Center	2/24
	L 64-95	Away	12/31
2014-15	L 52-69	^ New York, N.Y.	3/14
	L 66-78	Cintas Center	2/28
	L 75-88	Away	1/14
2013-14	L 70-77	Cintas Center	3/6
	L 58-81	Away	2/3
2006-07	W 71-66	St. Thomas V.I.	11/19
1993-94	L 74-76	# Away	3/23
1973-74	L 74-79	Schmidt Fieldhouse	3/4
1972-73	L 77-92	Away	3/5
1971-72	L 60-68	Schmidt Fieldhouse	1/15
1970-71	L 62-84	Away	12/14
1969-70	L 79-96	Schmidt Fieldhouse	2/15
1968-69	L 75-79	Away	2/24
1967-68	L 62-63	Schmidt Fieldhouse	1/13
1966-67	L 59-75	Away	1/18
1965-66	L 82-90	Schmidt Fieldhouse	1/12
1964-65	L 89-93	Away	12/5
1963-64	L 88-90	Schmidt Fieldhouse	1/18
1962-63	L 59-73	Away	2/23
1961-62	W 87-66	Schmidt Fieldhouse	1/13
1955-56	W 71-70	Away	
1954-55	L 73-96	Away	
1953-54	W 81-73	Away	12/16
1952-53	L 86-94	Away	1/10
1951-52	L 74-93	Away	2/20

VIRGINIA - XAVIER LEADS 2-1

2008-09	W 84-70	Away	1/3
2007-08	W 108-70	Cintas Center	1/3
1971-72	L 65-85	Charleston, S.C.	12/29

VCU - VCU LEADS 3-1

2012-13	L 71-75	Cintas Center	2/23
2006-07	W 70-67	St. Thomas V.I.	11/17
1995-96	L 75-81	Away	11/30
1993-94	L 76-79	Cincinnati Gardens	2/23

VIRGINIA MILITARY INSTITUTE - VMI LEADS 1-0

1972-73	L 59-60	Las Cruces, N.M.	12/23
---------	---------	------------------	-------

VIRGINIA TECH - XAVIER LEADS 10-4

2021-22	W 59-58	Barclays Center	11/26
2008-09	W 63-62 (OT)	San Juan, P.R.	11/21
1999-00	L 65-73	Away	2/19
	W 86-67	Cincinnati Gardens	1/6
1998-99	W 93-69	Cincinnati Gardens	1/23
	W 80-67	Away	1/6
1997-98	W 74-63	Away	2/14
	W 77-66	Cincinnati Gardens	1/17
1996-97	W 81-72	Away	3/2
	W 102-67	Cincinnati Garden	1/4
1995-96	L 61-70	Away	2/29
	L 73-78	Cincinnati Gardens	2/10
1994-95	L 55-82	Away	12/5
1993-94	W 85-52	Cincinnati Gardens	12/18

WAKE FOREST - XAVIER LEADS 5-3

2019-20	L 78-80	Away	12/14
2016-17	W 69-65	Cintas Center	12/17
2015-16	W 78-70	Away	12/22
2013-14	W 68-53	Cintas Center	12/28
2012-13	L 59-66	Away	1/2
2010-11	W 83-75	Cintas Center	12/18
2009-10	L 92-96 (2OT)	Away	1/3
1998-99	W 87-76	# Cincinnati Gardens	3/15

WASHINGTON - SERIES TIED 1-1

1999-00	W 81-65	Anchorage, Alaska	11/27
1997-98	L 68-69	\$ Washington D.C.	3/12

WEBER STATE - XAVIER LEADS 1-0

2015-16	W 71-53	\$ St. Louis, Mo.	3/18
---------	---------	-------------------	------

WEST VIRGINIA - XAVIER LEADS 2-1

2022-23	W 84-74	Cintas Center	12/3
2007-08	W 79-75 (OT)	\$ Phoenix, Az.	3/27
1979-80	L 65-82	Away	12/28

WESTERN CAROLINA - XAVIER LEADS 2-0

2019-20	W 74-61	Cintas Center	12/18
2006-07	W 95-61	Cintas Center	12/2

WESTERN KENTUCKY - SERIES TIED 13-13

2015-16	W 95-64	Cintas Center	12/5
1997-98	W 93-60	Away	12/6
1996-97	W 98-73	Cincinnati Gardens	11/23
1961-62	L 83-88	Away	2/21
	W 95-83	Schmidt Fieldhouse	12/30
1960-61	L 61-68	Away	2/2
	W 76-66	Schmidt Fieldhouse	1/20
1959-60	W 82-73	Away	2/10
	W 86-76	Schmidt Fieldhouse	1/20
1958-59	L 73-82	Cincinnati Gardens	2/23
	L 67-94	Away	2/16
1957-58	W 100-91	Away	2/26
	W 102-76	Schmidt Fieldhouse	1/20
1956-57	W 77-71	Away	2/27
	W 87-79	Schmidt Fieldhouse	1/3
1955-56	L 65-74	Away	2/16
	L 72-73	Schmidt Fieldhouse	1/5
1954-55	L 72-75	Schmidt Fieldhouse	2/18
	W 82-80 (2OT)	Away	1/10
1951-52	L 82-92	Schmidt Fieldhouse	12/19
1950-51	W 67-64	Schmidt Fieldhouse	2/28
	L 62-79	Away	1/8
1949-50	L 51-63	Away	1/9
	L 57-59	Cincinnati Gardens	12/10

1940-41	L 36-41	Schmidt Fieldhouse	2/22
1939-40	L 39-40	Away	1/2

WESTERN MICHIGAN - XAVIER LEADS 5-1

2010-11	W 68-65	Cintas Center	11/12
1987-88	W 100-84	Cincinnati Gardens	2/8
	W 82-70	Away	1/6
1940-41	W 50-45	Schmidt Fieldhouse	2/25
1939-40	L 30-42	Away	12/23
1938-39	W 51-37	Schmidt Fieldhouse	12/16

WICHITA STATE - WICHITA STATE LEADS 3-1

1992-93	W 88-54	Cincinnati Gardens	12/30
1988-89	L 79-97	Away	2/11
1965-66	L 81-82	Oklahoma City, Okla.	12/28
1956-57	L 86-93(2OT)	Away	12/13

WILLIAM & MARY - XAVIER LEADS 2-0

1948-49	W 82-65	Cincinnati Gardens	3/7
1940-41	W 61-50	Away	

WINTHROP - XAVIER LEADS 2-0

1991-92	W 83-56	Away	1/13
1990-91	W 83-53	Cincinnati Gardens	12/22

WISCONSIN - WISCONSIN LEADS 4-3

2018-19	L 68-77	Cintas Center	11/13
2017-18	W 80-70	Away	11/16
2015-16	L 63-66	\$ St. Louis, Mo.	3/20
2008-09	W 60-49	\$ Boise, Idaho	3/22
2001-02	W 57-48	Cintas Center	12/10
2000-01	L 46-61	Away	12/2
1938-39	L 26-27	Schmidt Fieldhouse	12/20

WOFFORD - SERIES TIED 1-1

2012-13	L 55-56	Cintas Center	12/22
2010-11	W 94-90 (3OT)	Cintas Center	11/27

WRIGHT STATE - XAVIER LEADS 4-2

2015-16	W 90-55	Cintas Center	12/8
1994-95	L 70-71	! Dayton, Ohio	3/4
	W 94-84	Cincinnati Gardens	2/15
	W 81-73	Away	1/18
1990-91	L 83-91	Away	2/19
1987-88	W 101-84	Cincinnati Gardens	2/3

WYOMING - XAVIER LEADS 2-1

1974-75	L 57-60	Oklahoma City, Okla.	12/28
1966-67	W 96-92	Seattle, Wash.	12/29
1965-66	W 90-86	Oklahoma City, Okla.	12/30

YALE - XAVIER LEADS 3-0

1971-72	W 75-69	Schmidt Fieldhouse	1/1
1960-61	W 78-63	Schmidt Fieldhouse	12/31
	W 72-39	Detroit, Mich.	12/28

YOUNGSTOWN STATE - XAVIER LEADS 4-0

2009-10	W 83-57	Cintas Center	11/13
1949-50	W 70-59	Away	1/5
	W 68-46	Schmidt Fieldhouse	12/15
1940-41	W 58-44	Schmidt Fieldhouse	12/7

ALL-TIME VS. ALL OPPONENTS

Team	W-L	First Met	Last Met										
Abilene Christian	1-0	2013-14	2013-14	Heidelberg	2-1	1924-25	1925-26	Portland	2-0	1959-60	1961-62		
Air Force	8-6	1966-67	1988-89	Hiram	1-0	1921-22	1921-22	Portland State	1-0	2008-09	2008-09		
Akron	4-1	1923-24	1997-98	Hofstra	1-0	1996-97	1996-97	Prairie View A&M	1-0	1988-89	1988-89		
Alabama	5-3	1935-36	2015-16	Holy Cross	0-3	1949-50	1981-82	Princeton	3-1	1989-90	2000-01		
Alabama Birmingham	1-0	1989-90	1989-90	Houston	0-2	1972-73	1977-78	Providence	13-11	1961-62	2022-23		
Albany	1-0	2010-11	2010-11	Huntington (Ind.)	3-0	1985-86	1992-93	Purdue	6-9	1935-36	2012-13		
Alcorn State	0-1	1982-83	1982-83	Idaho State	1-0	1967-68	1967-68	Regis	2-0	1957-58	1959-60		
American	1-1	1986-87	2006-07	Illinois	2-2	1961-62	2018-19	Rhode Island	19-3	1995-96	2012-13		
Anderson (Ind.)	1-1	1946-47	1977-78	Illinois-Chicago	1-0	1994-95	1994-95	Rice	2-0	1977-78	1992-93		
Aquinas (Mich.)	2-1	1965-66	1973-74	Indiana	1-9	1931-32	2022-23	Richmond	13-5	2001-02	2012-13		
Arizona	1-1	2014-15	2016-17	IPFW	4-0	2004-05	2011-12	Rider	1-0	2017-18	2017-18		
Arizona State	1-3	1984-85	2017-18	IUPUI	6-0	1973-74	2018-19	Robert Morris	4-0	1988-89	2012-13		
Arkansas-Little Rock	1-0	1989-90	1989-90	Indianapolis	1-0	1936-37	1936-37	Rutgers	0-1	1986-87	1986-87		
Ashland (Ky.)	0-1	1976-77	1976-77	Indiana State	2-2	1946-47	1949-50	Sacred Heart	1-0	2009-10	2009-10		
Auburn	5-5	1962-63	2018-19	Iona	4-1	1953-54	1960-61	Saint Bonaventure	26-16	1955-56	2021-22		
Baldwin-Wallace	2-2	1946-47	1953-54	Iowa	1-2	1937-38	2013-14	Saint Francis (Pa.)	5-4	1955-56	1995-96		
Ball State	6-3	1939-40	2021-22	Iowa State	1-2	2003-04	2021-22	Saint John's	16-6	1981-82	2022-23		
Baylor	1-3	2009-10	2017-18	Jacksonville	2-0	1962-63	2019-20	Saint Joseph's (Ind.)	9-3	1938-39	1987-88		
Bellarmine (Ky.)	8-0	1956-57	1970-71	John Carroll	10-0	1948-49	1986-87	Saint Joseph's	19-23	1957-58	2012-13		
Beloit (Wis.)	1-0	1951-52	1951-52	Kansas	0-6	1966-67	1999-00	Saint Louis	30-14	1926-27	2012-13		
Belmont	1-0	2007-08	2007-08	Kansas State	4-4	1961-62	2009-10	Saint Mary's (Calif.)	2-0	1998-99	1999-00		
Berea (Ky.)	1-0	1974-75	1974-75	Kennesaw State	1-0	2022-23	2022-23	Saint Mary's (Texas)	2-0	1959-60	1960-61		
Bethune-Cookman	2-0	1988-89	1990-91	Kent State	15-4	1946-47	2021-22	Saint Peter's (N.J.)	3-0	1985-86	2002-03		
Boston University	0-1	1980-81	1980-81	Kentucky	2-37	1934-35	1968-69	Saint Viator	2-1	1926-27	1928-29		
Bowling Green	6-6	1945-46	2013-14	Kentucky Wesleyan	9-0	1929-30	1940-41	Samford	3-0	1968-69	2000-01		
Bradley	2-3	1937-38	2020-21	Kenyon	7-0	1923-24	1983-84	San Diego	1-0	2014-15	2014-15		
Brigham Young	1-2	1964-65	2006-07	La Salle	32-7	1957-58	2012-13	San Diego State	0-1	2018-19	2018-19		
Brown	2-1	1971-72	1993-94	Lawrence Tech	2-2	1947-48	1952-53	San Francisco	3-2	1949-50	2001-02		
Bucknell	0-1	2006-07	2006-07	Lehigh	3-0	2004-05	2016-17	Santa Clara	1-1	1949-50	1962-63		
Buffalo	1-0	2016-17	2016-17	Lipscomb	1-0	2019-20	2019-20	Seattle	2-4	1958-59	1976-77		
Butler	46-26	1936-37	2022-23	Long Beach State	1-2	2011-12	2014-15	Seton Hall	12-15	1947-48	2022-23		
Cal State Northridge	1-0	1994-95	1994-95	Long Island	4-0	1948-49	2001-02	Siena	4-1	1952-53	2019-20		
Campbellsville (Ky.)	1-0	1976-77	1976-77	Louisiana Monroe	2-0	1997-98	2000-01	South Carolina	1-0	1941-42	1941-42		
Canisius	14-7	1954-55	1999-00	Louisiana Lafayette	1-0	2003-04	2003-04	South Florida	1-3	1984-85	1992-93		
Capital	0-2	1923-24	1924-25	Louisiana State	3-1	1964-65	2009-10	Southeast Missouri State	2-0	1946-47	2007-08		
Carnegie Tech	1-0	1931-32	1931-32	Louisville	17-25	1925-26	2003-04	Southeast Louisiana	2-0	1985-86	2022-23		
Catholic	2-0	1963-64	1964-65	Loyola Univ. Chicago	38-25	1926-27	1994-95	Southern	2-0	2005-06	2022-23		
Cedarville (Ohio)	8-0	1927-28	1948-49	Loyola (La.)	7-2	1953-54	1967-68	Southern Illinois	1-1	1972-73	2011-12		
Centenary (La.)	3-0	1934-35	1956-57	Loyola (Md.)	6-2	1948-49	1994-95	Southern Methodist	0-1	1956-57	1956-57		
Central Florida	1-0	1984-85	1984-85	Loyola Marymount	8-1	1960-61	1998-99	Southern Mississippi	2-0	1953-54	1954-55		
Central Michigan	3-0	1997-98	2021-22	Manhattan	1-0	1956-57	1956-57	Southern Utah	0-1	1989-90	1989-90		
Central State	3-1	1963-64	1983-84	Mankato State	1-0	1947-48	1947-48	Southwestern (Tenn.)	2-0	1977-78	1978-79		
Centre (Ky.)	16-1	1925-26	1977-78	Marian (Ind.)	6-0	1959-60	1971-72	Spring Hill (Ala.)	4-0	1954-55	1956-57		
Charlotte	11-3	1970-71	2012-13	Marietta	2-0	1988-89	1993-94	Stanford	0-1	2002-03	2002-03		
Chase	1-0	1951-52	1951-52	Marquette	27-57	1958-59	2022-23	Stephen F. Austin	1-0	2014-15	2014-15		
Chattanooga	3-0	1933-34	1966-67	Marshall	12-13	1926-27	2017-18	Stetson	1-0	1985-86	1985-86		
Chicago State	1-0	1998-99	1998-99	Maryland	1-2	1976-77	2016-17	Steubenville	1-0	1955-56	1955-56		
Cincinnati	39-51	1927-28	2022-23	Maryland-Eastern Shore	1-0	1999-00	1999-00	Tampa	2-0	1951-52	1966-67		
The Citadel	2-1	1959-60	1970-71	Massachusetts	14-10	1990-91	2012-13	Temple	11-13	1956-57	2012-13		
CCNY	0-2	1939-40	1940-41	Memphis	7-2	1954-55	2012-13	Tennessee	5-12	1935-36	2013-14		
Clemson	1-1	1998-99	2016-17	Mercer	2-1	2003-04	2003-04	Tennessee Tech	1-0	2020-21	2020-21		
Cleveland State	6-8	1970-71	2021-22	Miami	1-2	1955-56	2004-05	Texas	2-4	1981-82	2022-23		
Coastal Carolina	3-0	1986-87	2006-07	Miami (Ohio)	55-47	1920-21	2018-19	Texas A&M	2-0	1965-66	2021-22		
Colgate	2-0	1986-87	1991-92	Michigan	1-3	1973-74	2015-16	TCU	2-1	1969-70	2019-20		
Colorado	2-1	1998-99	2017-18	Michigan State	1-3	1930-31	1932-33	Texas Southern	1-0	2017-18	2017-18		
Colorado State	0-1	1960-61	1960-61	Middle Tennessee	1-1	1981-82	1982-83	Thomas More	12-2	1968-69	1982-83		
Columbia	1-0	1979-80	1979-80	Millwaukee	2-1	1971-72	1994-95	Toledo	15-11	1928-29	2020-21		
Connecticut	4-3	1990-91	2022-23	Minnesota	1-3	1952-53	2009-10	Towson	1-0	2019-20	2019-20		
Coppin State	3-0	2003-04	2007-08	Mississippi State	1-4	1962-63	2004-05	Transylvania	11-0	1925-26	1976-77		
Cornell	1-0	1956-57	1956-57	Missouri	6-3	1986-87	2019-20	Troy	2-0	2002-03	2005-06		
Creighton	22-17	1937-38	2022-23	Missouri State	1-0	2019-20	2019-20	Tulane	1-1	1970-71	1996-97		
Dayton	77-86	1919-20	2015-16	Montana	1-0	2022-23	2022-23	Tulsa	2-2	1950-51	1986-87		
Delaware	1-1	1973-74	1992-93	Montana State	0-1	1958-59	1958-59	UCLA	0-2	1996-97	2007-08		
Delaware State	4-0	1983-84	2007-08	Morehead State	8-3	1941-42	2021-22	UMBC	2-0	1993-94	1994-95		
Denison (Ohio)	2-1	1929-30	1954-55	Morgan State	4-0	1995-96	2022-23	Union (Ky.)	15-0	1952-53	1982-83		
DePaul	19-13	1938-39	2022-23	Morris Harvey	3-0	1946-47	1949-50	USC	2-1	1978-79	2015-16		
Detroit Mercy	52-43	1928-29	2018-19	Mount Saint Mary's	1-0	1990-91	1990-91	Utah	1-0	2016-17	2016-17		
Drake	1-0	2012-13	2012-13	Murray State	4-0	1953-54	2014-15	Utah State	0-2	1966-67	1967-68		
Drexel	1-0	2012-13	2012-13	Muskingum	2-1	1923-24	1928-29	UTEP	0-1	2014-15	2014-15		
District of Columbia	1-0	1989-90	1989-90	Navy	1-0	1975-76	1975-76	Valparaiso	5-1	1977-78	1989-90		
Duke	0-5	1986-87	2022-23	Nebraska	2-0	1983-84	1990-91	Vanderbilt	6-1	1935-36	2021-22		
Duquesne	29-17	1963-64	2012-13	New Britain State	1-0	1947-48	1947-48	Villa Madonna	6-0	1957-58	1967-68		
East Tennessee State	3-1	1991-92	2017-18	New Hampshire	3-0	1990-91	1993-94	Villanova	7-33	1951-52	2022-23		
Eastern Illinois	2-1	1988-89	2005-06	New Mexico	1-0	1959-60	1959-60	Virginia	2-1	1971-72	2008-09		
Eastern Kentucky	14-5	1945-46	2020-21	New Mexico State	1-0	1958-59	1958-59	Virginia Commonwealth	1-3	1993-94	2012-13		
Eastern Michigan	2-0	1984-85	1985-86	New Orleans	1-0	1992-93	1992-93	Virginia Military Institute	0-1	1972-73	1972-73		
Eastern Washington	1-0	2016-17	2016-17	New York Univ.	1-0	1969-70	1969-70	Virginia Tech	10-4	1993-94	2021-22		
Elon	1-0	2003-04	2003-04	Niagara	9-2	1955-56	2021-22	Wabash	2-1	1941-42	1955-56		
Evansville	27-14	1946-47	2018-19	Norfolk State	1-0	2021-22	2021-22	Wake Forest	5-3	1998-99	2019-20		
Fairfield	1-2	1965-66	2022-23	North Carolina	1-0	1950-51	1950-51	Walsh	1-0	1974-75	1974-75		
Fairleigh Dickinson	1-0	2012-13	2012-13	North Carolina State	0-1	2013-14	2013-14	Washington	1-1	1997-98	1999-00		
Florida A&M	3-0	1996-97	2005-06	North Carolina-Asheville	1-0	1993-94	1993-94	Washington & Jefferson	0-1	1935-36	1935-36		
Florida	4-2	1959-60	2022-23	North Dakota State	1-0	2016-17	2016-17	Washington & Lee	2-1	1931-32	1941-42		
Florida Gulf Coast	1-0	2014-15	2014-15	Northern Arizona	1-0	2014-15	2014-15	Wayne State	1-0	1985-86	1985-86		
Florida International	2-0	1987-88	1987-88	Northern Illinois	4-1	1967-68	1994-95	Weber State	1-0	2015-16	2015-16		
Florida State	2-1	1957-58	2017-18	Northern Iowa	3-0	2016-17	2017-18	West Florida	1-0	1968-69	1968-69		
Fordham	23-3	1957-58	2012-13	Northern Kentucky	4-2	1974-75	2015-16	West Virginia	2-1	1979-80	2022-23		
Franklin	3-0	1947-48	1951-52	Northwestern	1-0	1993-94	1993-94	Western Carolina	2-0	2006-07	2019-20		
Furman	0-1	1973-74	1973-74	Northwestern La. State	1-0	1947-48	1947-48	Western Kentucky	13-13	1939-40	2015-16		
Gannon	2-0	1950-51	1962-63	Notre Dame	4-15	1933-34	2011-12	Western Michigan	5-1	1938-39	2010-11		

23 SEASONS AT CINTAS CENTER

The Xavier men's basketball team has compiled a 312-55 (.850) record for its first 23 seasons in its on-campus home, the 10,224-seat Cintas Center.

Xavier broke the Cintas Center school record for wins with a 17-1 record in the 2017-18 season. Xavier had a 41-game non-conference home winning streak snapped by Wisconsin in the 2018-19 season. It was XU's first non-conference home loss since the 2012-13 season.

Xavier has sold out 91 games during its last seven seasons with full capacity availability, including 14 last season. XU has recorded 217 sellouts at full arena capacity at Cintas Center.

Xavier has averaged 10,032 fans for its 354 games in 22 seasons played at full capacity since it opened for the 2000-01 season (all but the attendance-restricted pandemic year of 2020-21).

Xavier, which welcomed a Cintas Center record standing room only crowd of 10,817 for the Cincinnati game in the 2017-18 season, has averaged over 98 percent capacity of Cintas Center since the building opened for the 22 non-pandemic years.

VS. OPPONENTS AT CINTAS CENTER

Opponent	Record	Last Game	Massachusetts	5-2	2012-13
Abilene Christian	1-0	2013-14	Mercer	1-0	2003-04
Alabama	2-0	2014-15	Memphis	1-0	2012-13
Albany	1-0	2010-11	Miami (Ohio)	9-1	2018-19
American	1-0	2006-07	Missouri	2-0	2019-20
Arizona State	1-0	2006-07	Missouri State	1-0	2019-20
Auburn	2-0	2015-16	Mississippi State	0-1	2004-05
Ball State	2-0	2021-22	Montana	1-0	2022-23
Baylor	1-0	2017-18	Morehead State	4-0	2021-22
Belmont	1-0	2007-08	Morgan State	2-0	2022-23
Bradley	1-0	2020-21	Murray State	1-0	2014-15
Bucknell	0-1	2006-07	Niagara	1-0	2021-22
Buffalo	1-0	2016-17	Norfolk State	1-0	2021-22
Butler	10-3	2022-23	North Dakota State	1-0	2016-17
Bowling Green	2-0	2013-14	Northern Arizona	1-0	2014-15
Central Michigan	1-0	2021-22	Northern Iowa	1-0	2016-17
Charlotte	5-0	2011-12	Northern Kentucky	1-0	2015-16
Cincinnati	9-1	2021-22	Oakland	5-0	2020-21
Cleveland State	1-0	2021-22	Ohio	2-0	2018-19
Coastal Carolina	2-0	2006-07	Ohio State	1-0	2021-22
Colorado	1-0	2017-18	Oklahoma	1-0	2020-21
Connecticut	2-1	2022-23	Oral Roberts	0-1	2011-12
Coppin State	3-0	2007-08	Providence	8-2	2022-23
Creighton	9-4	2022-23	Purdue	2-0	2011-12
Dayton	13-0	2012-13	Rhode Island	6-0	2011-12
Delaware State	1-0	2007-08	Richmond	6-2	2011-12
DePaul	7-2	2022-23	Rider	1-0	2017-18
Detroit Mercy	2-0	2018-19	Robert Morris	2-0	2012-13
Duquesne	7-1	2011-12	Sacred Heart	1-0	2009-10
Eastern Illinois	1-0	2005-06	St. Bonaventure	7-0	2011-12
East Tennessee State	1-0	2017-18	St. John's	8-2	2022-23
Eastern Kentucky	5-0	2020-21	Saint Joseph's	6-2	2011-12
Eastern Washington	1-0	2016-17	Saint Louis	4-2	2012-13
Elon	1-0	2003-04	Saint Peter's	1-0	2002-03
Evansville	2-0	2018-19	Samford	1-0	2000-01
Fairfield	1-0	2022-23	San Francisco	1-0	2000-01
Fairleigh Dickinson	1-0	2012-13	Seton Hall	5-5	2022-23
Florida	1-1	2021-22	Siena	2-0	2019-20
Florida A&M	2-0	2005-06	Southeast Mo. St.	1-0	2007-08
Florida Gulf Coast	1-0	2014-15	Southeastern La.	1-0	2022-23
Fordham	8-0	2012-13	Southern	2-0	2022-23
Gardner-Webb	1-0	2013-14	Stephen F. Austin	1-0	2014-15
George Washington	9-1	2012-13	Temple	6-1	2012-13
Georgetown	8-1	2022-23	Tennessee	1-1	2013-14
Georgia	1-0	2011-12	Tennessee Tech	1-0	2020-21
Gonzaga	0-1	2011-12	Toledo	3-0	2020-21
Green Bay	1-0	2019-20	Troy	1-0	2005-06
Hampton	1-0	2017-18	Utah	1-0	2016-17
Indiana	0-1	2022-23	Vanderbilt	1-1	2021-22
Iowa State	1-0	2004-05	VCU	0-1	2012-13
IPFW	4-0	2011-12	Villanova	2-7	2022-23
IUPUI	2-0	2018-19	Virginia	1-0	2007-08
Jacksonville	1-0	2019-20	Wake Forest	3-0	2016-17
Kent State	5-0	2021-22	West Virginia	1-0	2022-23
La Salle	9-1	2012-13	Western Carolina	2-0	2019-20
Lehigh	2-0	2016-17	Western Kentucky	1-0	2015-16
Lipscomb	1-0	2019-20	Western Michigan	1-0	2010-11
Long Beach State	1-0	2014-15	Wisconsin	1-1	2018-19
Long Island	1-0	2001-02	Wofford	1-1	2012-13
Louisiana-Lafayette	1-0	2003-04	Wright State	1-0	2015-16
Louisiana-Monroe	1-0	2000-01	Youngstown State	1-0	2009-10
Louisiana State	1-0	2009-10	TOTALS	312-55	
Marquette	8-3	2022-23			
Marshall	2-0	2017-18			

XU AT CINTAS CENTER SINCE IT OPENED IN 2000-01:

Season	Record	Pct.	Games	Attend.	Avg.	Sellouts
2022-23	15-2	.882	17	174,869	10,286	14
2021-22	16-5	.762	21	189,793	9,038	11
*2020-21	11-2	.846	13	5,766	444	*
2019-20	12-5	.706	17	175,281	10,311	12
2018-19	13-5	.722	18	180,611	10,034	13
2017-18	17-1	.944	18	188,554	10,475	18
2016-17	12-4	.720	16	164,520	10,282	12
2015-16	15-1	.938	16	164,501	10,281	11
2014-15	13-3	.813	16	159,974	9,998	9
2013-14	15-2	.882	17	168,127	9,890	7
2012-13	11-4	.733	15	146,710	9,781	1
2011-12	13-3	.813	16	162,474	10,155	10
2010-11	14-1	.933	15	151,475	10,098	9
2009-10	15-0	1.000	15	151,843	10,123	7
2008-09	14-1	.933	15	151,456	10,097	11
2007-08	16-1	.941	17	170,133	10,008	9
2006-07	14-1	.933	15	148,650	9,910	5
2005-06	11-4	.733	15	146,615	9,775	4
2004-05	12-4	.750	16	160,429	10,027	7
2003-04	13-3	.813	16	158,432	9,902	8
2002-03	14-1	.933	15	152,714	10,181	14
2001-02	13-1	.929	14	143,129	10,224	13
2000-01	13-1	.929	14	141,011	10,072	12
*TOTALS	312-55	.850	367	3,557,067	10,032	217

**Pandemic year (2020-21) not included in attendance or sellout totals*
Note: 10,032 average full-capacity all-time and 217 full-capacity arena sellouts at Cintas Center (2020-21 pandemic year not included)
Most wins in a season: 17 in 2017-18
Most consecutive wins: 30 (last nine of 2008-09; all 15 of 2009-10; first six of 2010-11)
Most consecutive wins in one season: 16 (2017-18)
Most losses in a season: 5 in 2018-19, 2019-20 and 2021-22
Most consecutive losses: 3 in 2004-05, 2016-17 and 2018-19
Most sell-outs in a season: 18 in 2017-18
Highest attendance: 189,793 in 2021-22 (21 games)
Highest attendance average: 10,475 in 2017-18 (18 games)
Highest single-game attendance: 10,817 vs. Cincinnati (Dec. 2, 2017)

CINTAS CENTER XU INDIVIDUAL RECORDS

Points:47 by David West vs. Dayton (2-8-03)
 Rebounds:21 by Naji Marshall vs. Toledo (3-20-19)
by David West vs. George Washington (2-3-01)
 Assists:15 by Tu Holloway vs. La Salle (2-22-11),
 by Dee Davis vs. Fairleigh Dickinson (11-9-12) and
 by Dee Davis vs. Providence (2-7-15)
 Turnovers:10 by Semaj Christon vs. VCU (2-23-13)
 Steals:7 by Quentin Goodin vs. Eastern Kentucky (12-15-18)
 Blocks:8 by David West vs. Coastal Carolina (11-17-01)
 Total Field Goals:15 by David West vs. Dayton (2-8-03)
 Total FG Percent (Min. 3 FGM):1.000 (7-7) by Keith Jackson vs. Creighton (12-31-02),
 by Dezmine Wells vs. Duquesne (1-11-12) and
 by Matt Stainbrook vs. DePaul (1-24-15)
 3-Point Field Goals:9 by Romain Sato vs. Rhode Island (2-15-03)
 3-Point FG Percent (Min. 3 FGM):1.000 (5-5) by Lionel Chalmers vs. San Francisco (12-5-00)
 FT Percent (Min. 3 FTM):1.000 (14-14) by Tu Holloway vs. Saint Louis (1-25-12)

CINTAS CENTER XU TEAM RECORDS

Points:117 vs. Fairleigh Dickinson (11-9-12)
 Rebounds:57 vs. St. John's (1-6-21)
 Assists:36 vs. Long Island (12-8-01)
 Turnovers:27 vs. Eastern Kentucky (12-15-18)
 Steals:16 vs. Cleveland State (3-15-22)
 Blocks:12 vs. Dayton (3-5-09), vs. Butler (12-23-08), vs. Ohio (12-10-08) and vs. Coastal Carolina (11-17-01)
 Total Field Goals:43 vs. Oakland (11-25-20), Fairleigh Dickinson (11-9-12)
 Total FG Percent (Min. 3 FGM):714 (35-49) vs. Eastern Kentucky (12-15-18)
 3-Point Field Goals:19 vs. Oklahoma (12-9-20)
 3-PT. FG Percent (Min. 3 FGM):800 (8-10) vs. DePaul (2-19-14) and vs. George Washington (1-12-13)
 FT Percent (Min. 3 FTM):1.000 (6-6) vs. Providence (1-23-19)

CINTAS CENTER VISITING PLAYER RECORDS

Points:37 by Primo Spears of Georgetown (1-21-23) and
Tyrone Kent of Toledo (11-17-08)
 Rebounds:16 by Chris Johnson of Dayton (1-16-10),
 Paul Reed of DePaul (2-25-20) and Aminu Mohammad
 of Georgetown (3-5-22)
 Assists:12 by Jameer Nelson of Saint Joseph's (1-20-01) and
 by Kahron Ross of Lehigh (11-11-16)
 Turnovers:9 by Chris Gaston of Fordham (1-31-10)
 Steals:7 by Tasheed Carr of Saint Joseph's (2-10-08)
 Blocks:8 by Eric Hicks of Cincinnati (2-3-04),
 Ty Walker of Wake Forest (12-18-10)
 and E.J Liddel of Ohio State (11-18-21)
 Total Field Goals:15 by Primo Spears of Georgetown (1-21-23) and
Ethan Happ of Wisconsin (11-13-18)
 Total FG Percent (Min. 3 FGM):1.000 (12-12) by Delonte West of Saint Joseph's (1-17-04)
 3-Point Field Goals:8 by Kyle Korver of Creighton (12-31-02)
 3-Point FG Percent (Min. 3 FGM):1.000 (5-5) by D'Mitritz Trice of Wisconsin (11-13-18) and
 Tray Jackson of Seton Hall (2-26-22)
 FT Percent (Min. 5 FTM):1.000 (11-11) by Frank Gaines of IPFW (11-15-11)

CINTAS CENTER VISITING TEAM RECORDS

Points:96 by Eastern Kentucky (11-30-20)
 Rebounds:54 by Eastern Kentucky (11-22-00)
 Assists:25 by Wofford (11-27-10) and Villanova (2-17-18)
 Turnovers:37 by Eastern Kentucky (11-22-00)
 Steals:17 by Morgan State (11-7-22)
 Blocks:13 by Duquesne (2-21-08)
 Total Field Goals:38 by Villanova (2-17-18)
 Total FG Percent (Min. 3 FGM):611 (33-54) by Marquette (3-1-17)
 3-Point Field Goals:17 by Evansville (11-10-18)
 3-PT. FG Percent (Min. 3 FGM):625 (5-8) by Saint Louis (2-7-07)
 FT Percent (Min. 3 FTM):1.000 (14-14) by Seton Hall (12-30-20)

CINTAS CENTER FACTS

First XU victory: Xavier 68, Miami 54 (Nov. 18, 2000)

Last XU victory: Xavier (#19 AP & #17 USA Today) 78, Butler 66 (March 4, 2023)

First XU loss: Massachusetts 75, Xavier 64 (Jan. 9, 2001)

Last XU loss: Villanova 64, Xavier (#16 AP & #15 USA Today) 63 (Feb. 21, 2023)

First Overtime Game: Xavier 71, George Washington 63 (Feb. 3, 2001)

Last Overtime Game: Xavier (#16 AP & #15 USA Today) 85, Providence (#17 AP & #17 USA Today) 83 (OT) (Feb. 1, 2023)

Last Xavier Overtime Win: Xavier (#16 AP & #15 USA Today) 85, Providence (#17 AP & #17 USA Today) 83 (OT) (Feb. 1, 2023)

First ranked Xavier team to play in Cintas Center: Xavier (#24 AP) 78, Temple 71 (Feb. 10, 2001)

Last ranked Xavier team to play in Cintas Center: Xavier (#19 AP & #17 USA Today) 78, Butler 66 (March 4, 2023)

Highest ranked Xavier team to play in Cintas Center: Xavier (#3 AP & #3 USA Today) 84, Providence 74 (Feb. 28, 2018)

Highest ranked visiting team to play in Cintas Center: Xavier (#5 AP & #5 ESPN/USA Today) 90, Villanova (#1 AP & #1 ESPN/USA Today) 83 (Feb. 24, 2016)

***First ranked visiting team to play in Cintas Center was Creighton:** Xavier (#19 AP & ESPN/USA Today) 75, Creighton (#15 AP & ESPN/USA Today) 73 (Dec. 31, 2002)

Last ranked visiting team to play in Cintas Center: Xavier (#16 AP & #15 USA Today) 85, Providence (#17 AP & #17 USA Today) 83 (OT) (Feb. 1, 2023)

*The first game at Cintas Center between two ranked teams.

BY DAYS OF THE WEEK

	Record
Sunday	22-4
Monday	16-2
Tuesday	45-8
Wednesday	72-12
Thursday	21-3
Friday	25-3
Saturday	111-23
Totals	312-55

THE FINAL FAREWELL

The Xavier Musketeers played their final season at Cincinnati Gardens in 1999-2000. The Gardens was “Home Sweet Home” for the Xavier Musketeers when they made the historic arena their home beginning in the 1983-84 season.

The Xavier men’s team played all of its regular season games off campus at the Cincinnati Gardens for 17 years, beginning with the 1983-84 season and ending with an NIT game against Marquette in the 1999-2000 season. The only exception was a game against Florida International that was played at Schmidt Fieldhouse on January 9, 1988.

Xavier compiled an impressive 215-25 (.896) record after moving to the Gardens in the 1983-84 season, including 14-1 in its final season. In fact, Xavier was 55-3 at the Gardens over its last four seasons.

There have been many memorable moments at the Gardens. Xavier kicked off its initial season as a regular tenant, 1983-84, with a perfect 12-0 mark that included a thrilling 60-57 overtime win over Ohio State in the first round of the National Invitation Tournament. A few days later Xavier knocked off Nebraska, 58-57, to advance to the quarterfinals of the NIT. In the 1999 season Xavier relived some of that NIT magic with an impressive 87-76 win over Wake Forest in a second round NIT game and a 65-58 come-from-behind thriller over Princeton in the NIT quarterfinals.

The regular season has seen its share of moments, although probably none more exciting than the wild 115-113 track meet win over Loyola Marymount in the 1989-90 Sweet 16 season. LMU had the run-and-gun offense that featured Bo Kimble and the late Hank Gathers.

Xavier and Cincinnati, which also used to call the Gardens its home, have waged some classic battles at the Gardens. Steve Thomas pumped in 45 points in a 1964 game. Xavier won two classic overtime battles with UC in the Nineties, 90-88 in 1990 and 82-76 in 1994. In the 1999-2000 season XU took down then-undefeated and top-ranked UC 66-64.

XU’s young Musketeers took then-undefeated and number one-ranked UMass to the wall in 1996 before losing in overtime, 78-74. Xavier and Louisville went to a school-record three overtimes in 1958 before the eventual NIT Champion Musketeers prevailed, 82-80.

THE OPENING OF THE GARDENS

Cincinnati Gardens, which is similar in design to the Maple Leaf Gardens in Toronto, Canada, was originally built in an attempt to house a hockey team for the Queen City. It was opened for the first time on Tuesday, February 22, 1949. Appropriately, the first event was a hockey game, an exhibition

match between teams from Montreal and Dallas.

One night later, February 23, the Gardens hosted its first basketball game. Cincinnati defeated Butler, 49-44. The following night Xavier made its Gardens’ debut against powerful Kentucky. UK prevailed 51-40.

The busy opening week continued for the Gardens on Monday, February 28. Cincinnati native Ezzard Charles beat Joey Maxim in a 15-round decision, the first boxing event held in the historic arena. Charles defended his heavyweight title in the Gardens in 1950 and another Cincinnati native boxer, Wallace “Bud” Smith, defended his lightweight crown in the Gardens in 1955.

Since its opening, Cincinnati Gardens has hosted numerous high school, college and professional sporting events. Ice hockey kept the building busy from 1949 until the mid-1970’s with teams such as the Mohawks, Wings and Swords. In pro basketball, both the Royals (now Sacramento Kings) of the National Basketball Association and the Slammers of the Continental Basketball Association used the Gardens as “home” during their time in the Queen City.

The Gardens history includes more than just sporting events, though. The entertainment events ranged from Lawrence Welk to Gene Autry to the Beatles to Bon Jovi to Tom Petty. In 2004, the Gardens hosted a political rally for former President George W. Bush. The Gardens has also been home to a number of minor league hockey franchises.

THE REBIRTH OF THE GARDENS

Cincinnati Gardens is the former home of the Cincinnati Royals of the NBA. When the Royals left the Gardens in 1972, most Cincinnatians felt the arena’s days were numbered. Along came Jerry Robinson, who originally purchased the Gardens in 1979 for use as a warehouse. Robinson decided to reopen the arena in 1981.

Cincinnati Gardens has been demolished but it left behind a long legacy filled with great memories.

XAVIER IN THE CINCINNATI GARDENS BY YEAR

1948-49	1-2
1949-50	2-3
1950-51	1-3
1951-52	1-3
1952-53	3-0
1953-54	0-4
1954-55	1-2
1955-56	0-2
1956-57	1-1
1957-58	1-2
1958-59	3-3
1959-60	1-2
1960-61	1-2
1961-62	2-1
1962-63	0-3
1963-64	0-1
1964-65	0-1
1965-66	0-1
1966-67	0-1
1967-68	1-0
1968-69	0-1
1969-70	0-1
1970-71	1-0
1971-72	0-1
1972-73	0-3
1973-74	0-1
1974-75	0-1
1975-76	0-1
1977-78	0-1
1978-79	1-2
1983-84	12-0
1984-85	10-3
1985-86	13-1
1986-87	14-1
1987-88	14-0
1988-89	14-2
1989-90	13-1
1990-91	12-3
1991-92	8-4
1992-93	13-0
1993-94	14-2
1994-95	14-0
1995-96	9-5
1996-97	13-1
1997-98	13-1
1998-99	15-0
1999-00	14-1
TOTALS	236-74 (.761)

SCHMIDT FIELDHOUSE: XU’S FIRST ON CAMPUS HOME

The Xavier Musketeers no longer play their regular season games at Schmidt Fieldhouse, having moved to Cincinnati Gardens in the 1983-84 season, and to Cintas Center in the 2000-01 season. XU’s success at the Fieldhouse, though, cannot be forgotten. Since World War II, the XU men’s basketball team compiled an impressive 326-129 (.716) record at the Fieldhouse. Until opening Cintas Center, the men’s basketball team had only played one regular season game on campus since early in the 1983-84 season. XU scored a school-record point total in a 125-84 thrashing of Florida International on Saturday, January 9, 1988. Xavier has used the Fenwick Club, Schmidt Fieldhouse, Riverfront Coliseum (now Heritage Bank Center) and Cincinnati Gardens as home courts over the years.



XAVIER ALL-TIME NCAA RECORD:

30-29 IN 29 APPEARANCES

ELITE 8 APPEARANCES (3):

2017, 2008 & 2004

SWEET 16 APPEARANCES (9):

2023, 2017, 2015, 2012, 2010, 2009, 2008, 2004, 1990

POSTSEASON TOURNAMENT TRADITION

Xavier has made 34 postseason appearances in the last 40 postseasons (1983-2023; 2020 postseason cancelled by the pandemic). That span includes 28 NCAA Tournament appearances, including 13 of the last 17 and 17 of the last 22 NCAA Tournaments. Xavier's six National Invitation Tournament appearances during that stretch include the 2022 NIT Championship. XU only made the NCAA Tournament field one time (1961) before the 1982-83 season.

XAVIER ... AN NCAA TRADITION

Xavier made its 29th appearance in the NCAA Tournament in 2023, which includes 19 at-large berths (2023, 2018, 2017, 2016, 2015, 2014, 2012, 2011, 2010, 2009, 2008, 2007, 2003, 2001, 1997, 1995, 1993, 1990 and 1961), six automatic berths through the MCC (1991, 1989, 1988, 1987, 1986 and 1983) and four automatic berths in the Atlantic 10 (2006, 2004, 2002 and 1998).

Xavier, 30-29 all-time in the NCAA Tournament, was 1-6 in NCAA play prior to 1990 but is 29-23 from 1990-present. XU lost to the eventual National Champions

in the first round in 1988 (Kansas) and 1989 (Michigan).

Xavier made its first NCAA Tournament appearance in 1961 but didn't return until head coach **Bob Staak** led XU to an MCC Championship and NCAA Tournament berth in 1983. XU fell to Alcorn State 81-75 in the 1983 NCAA Tournament Opening Round (3-15-83), which was played at the University of Dayton Arena.

The first NCAA Tournament win was memorable. Xavier, under the direction of then second-year head coach **Pete Gillen**, won XU's first-ever NCAA Tournament victory over highly-favored Missouri in the 1987 NCAA First Round at the Indianapolis Hoosier Dome behind 29 points from **Byron Larkin**.

XAVIER'S HIGHEST SEEDS ... NO. 1 SEED IN 2018

Xavier was a No. 1 seed for the first time in school history in the 2018 NCAA Tournament.

Xavier's No. 2 seed in the 2016 NCAA Tournament was the previous highest seed in program history. Xavier was a No. 3 seed in the 2003, 2008 and 2023 NCAA Tournaments. Xavier won one game and reached the second round in 2003 and 2016, made it to the Elite Eight in 2008 and the Sweet 16 in 2023.

ELITE AGAIN BEHIND BLUIETT AND MACURA

Xavier made its third NCAA Tournament Elite Eight in 2017. XU also made it in 2004 and 2008.

The Musketeers made the 2017 NCAA Tournament Elite Eight by defeating No. 6 seed and Big Ten runner-up Maryland, No. 3 seed and ACC runner-up Florida

State and No. 2 seed and Pac-12 Champion Arizona (under then-head coach **Sean Miller**) to reach the West Regional Final. Both **Trevon Bluiett** and **J.P. Macura** earned spots on the 2017 All-West Regional Team. Bluiett averaged 21.3 points per game for Xavier's four games in the NCAA Tournament, including 21 (18 in second half) vs. Maryland on March 16, 29 (21 in second half) vs. Florida State on March 18 and 25 (18 in the first half) vs. Arizona on March 23. Macura averaged 13.0 points, 4.8 rebounds, 3.3 assists and 1.3 steals per game.

SWEET HISTORY

Xavier has reached at least the NCAA Tournament Sweet 16 seven times since 2008, including 2023, 2017, 2015, 2012, 2010, 2009 and 2008. XU advanced to the Elite Eight in 2008 and 2017.

Xavier is one of only 11 schools that have made at least seven NCAA Tournament Sweet 16 appearances in the last 15 tournaments (since 2008). The list includes Kansas (9), North Carolina (9), Duke (9), Gonzaga (9), Michigan State (9), Kentucky (8), Xavier (7), Arizona (7), Wisconsin (7), Syracuse (7) and Michigan (7). Of those 11 schools only Xavier, Michigan State and Gonzaga made the 2023 Sweet 16. Xavier made its ninth appearance in the NCAA Sweet 16. XU's first appearance came in 1990 when it was matched up against Texas in a Regional Semifinal in Dallas, Texas.

Xavier has made it to at least the Sweet 16 nine times: 1990, 2004, 2008, 2009, 2010, 2012, 2015, 2017 and 2023. XU advanced to the Elite Eight in 2004, 2008 and 2017.



Jordan Crawford scored 29 ppg. for Xavier's three 2010 NCAA Tournament games, while earning a spot on the five-member All-West Region Team. He scored a career-high 32 points in the unforgettable double overtime loss to Kansas State in the Regional Semifinals.



Jamal Walker, seen here going up and under Georgetown's Alonzo Mourning in the 1990 NCAA Second Round, helped XU take down the Hoyas and earn XU's first-ever Sweet 16 berth in 1990.

**THE FIRST SWEET 16 SEASON
OVER 30 YEARS AGO**

The Xavier Musketeers had won another MCC Championship and NCAA Tournament berth in the 1989-90 season. The best was yet to come.

Xavier, which earned a 1990 NCAA Tournament seeding of sixth in the Midwest Region, returned to a familiar site for its NCAA action. XU returned to the Indiana Hoosier Dome, the same place where XU had grabbed national headlines in the 1987 NCAA Tourney. XU upset 14th-ranked Missouri, 70-69, in the first round of the 1987 NCAA Tourney and nearly upset Duke in the second round. Xavier's 1990 roster was loaded with six current or future 1,000 point-scorers, including **Tyrone Hill**, **Derek Strong**, **Aaron Williams**, **Jamie Gladden**, **Michael Davenport** and **Jamal Walker**. Hill, Strong and Williams went on to the NBA. XU's senior "twin towers" of Hill and Strong combined for 46 points and 25 rebounds as the Musketeers advanced to the second round with an 87-79 win over the then-Big

DID YOU KNOW?

Following the 1981-82 season, Xavier has had only one non-winning season. Xavier finished 13-15 in the 1995-96 season, the Musketeers' first season in the Atlantic 10 Conference.

Eight's Kansas State. The win over Kansas State put Xavier against Georgetown in the second round. XU jumped out to a 16-point halftime lead, 42-26, and held on for a thrilling 74-71 win over **Alonzo Mourning**, **Dikembe Mutombo** and the rest of head coach **John Thompson's** Hoyas. Strong had 19 points and 12 rebounds and Walker had 15 points and nine assists. The win advanced Xavier to the NCAA Tournament Sweet 16 for the first time in the school's history.

MEMORABLE REGIONAL SEMI

Xavier lost in double overtime, 101-96, to Kansas State in a classic Regional Semifinal in the 2010 NCAA Tournament. Xavier's **Jordan Crawford** earned a spot on the five-member 2010 NCAA All-West Regional Team after averaging 29.0 ppg. for XU's three NCAA games, including wins over Minnesota and Pittsburgh to earn a third straight trip to at least the NCAA Sweet 16.

**ELITE NCAA TOURNAMENT
SUCCESS IN 2004 AND 2008**

The Musketeers went on and advanced to the Elite Eight in 2004 and 2008. It became known to Xavier fans as "The Run" in 2004. Xavier swept through the Atlantic 10 Tournament for a historic four wins in four days at the University of Dayton Arena, including an 87-67 win over previously unbeaten and No. 1 Saint Joseph's in the second round. XU and SJU would both reach 2004 NCAA Regional Finals that season.

Xavier entered the 2004 NCAA Tournament as a No. 7 seed. XU trailed Rick Pitino's No. 10 seed Louisville team 42-31 at halftime in Orlando, Fla., but dominated the second half on both ends of the court to record an 80-70 victory, outscoring Louisville 49-28 after intermission. XU beat No. 2 seed Mississippi State 89-74 in the second round behind 31 points from senior **Lionel Chalmers**, earning its first spot in the Sweet 16 since 1990.

This time Xavier made it past the Sweet 16 round. XU beat No. 3 seed Texas 79-71 in the Regional Semifinals in Atlanta, Ga., behind 27 points from senior **Romain Sato**. Xavier drew No. 1 seed Duke in the Regional Final. XU led 30-28 at halftime and led for most of the second half thanks in great part to a dominating effort from senior big man **Anthony Myles**, who scored 16 points and grabbed 10 rebounds in 23 minutes of action. XU led 44-41 with 12:27 left when Myles fouled out. Seniors Lionel Chalmers, Romain Sato and Anthony Myles earned spots on the five-member 2004 NCAA Atlanta Regional All-Tournament Team.

In 2008, Xavier made it back to the NCAA Tournament Elite Eight. Senior **Josh Duncan** earned a spot on the five-member 2008 NCAA West Regional All-Tournament Team after averaging 18.3 ppg. for XU's Elite Eight run. XU beat Georgia (73-61), Purdue (85-78) and West Virginia (79-75 in overtime) before losing to UCLA, including Kevin Love, Russell Westbrook and Darren Collison, in the West Regional Final. Duncan scored a career-high 26 points in the win over West Virginia.



Romain Sato, one of three seniors to earn a spot on the the five-member 2004 Regional All-Tournament Team, averaged 18.3 ppg., and grabbed 7.3 rpg. for XU's run to its first-ever Elite Eight in 2004.



Lionel Chalmers, who is an Orlando Magic assistant, scored a career-high 31 points in a 2004 NCAA Second Round win over Mississippi State. He made the 2004 NCAA Regional All-Tournament Team with Romain Sato and Anthony Myles.



Justin Doellman, who was one of two freshman starters on the 2004 Elite Eight team, helped XU reach the NCAA Tournament three times in his four seasons.

Game 1: XU vs. Morehead State, NCAA Midwest Regional First Round, Tuesday, March 14, 1961 at Ky. State Fairgrounds (Louisville, Ky.)

Xavier (66) - Ron Nicolai 2-7 1-3 5, Leo McDermott 6-19 3-6 15, Jack Thobe 9-16 1-3 19, Bill Kirvin 7-18 0-2 14, Jim Enright 5-13 0-1 10, Ed Tepe 1-2 1-1 3, **Totals: 30-75 6-16 66**

Morehead State (71) - John Gibson 2-5 1-3 5, Norm Pokley 3-7 2-5 8, Ed Noe 8-16 5-7 21, Hecky Thompson 3-13 10-12 16, Granny Williams 9-23 3-8 21, Arthur Cole 0-3 0-0 0, **Totals: 25-67 21-35 71**

Halftime - Xavier 33, Morehead State 33, Fouled Out - Nicolai, Rebounds - Xavier 50 (McDermott 12, Nicolai 9), Morehead State 57 (Noe 15, Pokley 11), Floor Errors - Xavier 9, Morehead State 9, Total Fouls - Xavier 21, Morehead State 11, Technical Fouls - None, A - 7,300

Game 2: Xavier (#12 seed) vs. Alcorn State (#12 seed), NCAA Midwest Regional Opening Round, Tuesday, March 15, 1983 at University of Dayton Arena (Dayton, Ohio)

Alcorn State (81) - Aaron Brandon 6-13 4-5 16, David Claybon 0-4 1-2 1, Tommy Collier 6-9 3-7 15, Michael Phelps 6-9 6-7 18, Eddie Archie 5-11 6-8 16, Davey Whitney 4-5 0-1 8, Maurice Browner 0-0 0-0 0, David Williams 0-1 3-4 3, David Palmer 1-3 2-2 4, Timothy Pollard 0-0 0-0 0, **Totals: 28-55 25-36 81**

Xavier (75) - Dexter Bailey 3-9 4-6 10, John Shimko 1-1 0-0 2, Eddie Johnson 3-5 1-2 7, Victor Fleming 8-10 0-0 16, Anthony Hicks 6-10 2-4 14, Jeff Jenkins 4-7 5-7 13, Steve Wolf 4-6 0-0 8, Richard Harris 1-1 0-0 2, Ralph Lee 0-1 3-4 3, **Totals: 30-50 15-23 75**

Halftime - Alcorn State 40, Xavier 32, Fouled Out - Johnson, Lee, Palmer, Rebounds - Alcorn State 27 (Collier 10, Brandon 4, Palmer 4), Xavier 33 (Johnson 11, Bailey 5), Assists - Alcorn State 14 (Brandon 4, Archie 4), Xavier 18 (Lee 6, Hicks 5), Turnovers - Alcorn State 20, Xavier 30, Total Fouls - Alcorn State 21, Xavier 26, Technical Fouls - Xavier Bench, A - 7,471

Game 3: Xavier (#12 seed) vs. Alabama (#5 seed), 1986 NCAA Southeast Regional First Round, Friday, March 14, 1986 at Charlotte Coliseum (Charlotte, N.C.)

Xavier (80) - Richie Harris 11-19 2-3 24, Walt McBride 4-8 0-0 8, Eddie Johnson 7-12 1-3 15, Ralph Lee 0-4 2-2 2, Byron Larkin 10-26 3-5 23, Joe Bowman 0-0 0-0 0, Kelly Williams 1-1 0-0 2, Leroy Greenidge 1-4 0-0 2, Mike Ramey 1-1 0-0 2, John Kelley 0-0 0-0 0, Dexter Campbell 0-0 0-0 0, Andy Donnelly 1-2 0-0 2, **Totals: 36-77 8-13 80**

Alabama (97) - Jim Farmer 10-15 4-5 24, Buck Johnson 11-16 0-2 22, Derrick McKey 7-8 2-2 16, Mark Gottfried 3-6 0-0 6, Terry Coner 5-8 4-4 14, Gary White 0-0 0-0 0, James Jackson 1-2 1-2 3, Craig Dudley 1-1 0-0 2, Michael Ansley 5-8 0-0 10, **Totals: 43-64 11-15 97**

Halftime - Alabama 39, Xavier 33, Fouled Out - None, Rebounds - Xavier 36 (Harris 11, Johnson 9), Alabama 32 (Ansley 9, Farmer 7, Johnson 7), Assists - Xavier 15 (Lee 9, McBride 1, Larkin 1, Greenidge 1, Ramey 1, Kelley 1, Campbell 1), Alabama 19 (Coner 9, McKey 4), Turnovers - Xavier 14, Alabama 14, Total Fouls - Xavier 15, Alabama 15, Technical Fouls - None, A - 10,385

***Game 4: Xavier (#13 seed) vs. Missouri (#4 seed), 1987 NCAA Midwest Regional First Round, Thursday, March 12, 1987 at Hoosier Dome (Indianapolis, Ind.)**

***First college basketball game played in the Hoosier Dome**

Xavier (70) - Kyle Taylor 1-3 1-2 3, Dexter Campbell 3-4 7-8 13, Tyrone Hill 3-6 0-0 6, Stan Kimbrough 6-14 1-3 14, Byron Larkin 6-20 16-20 29, J.D. Barnett 2-7 1-2 5, Bob Koester 0-0 0-0 0, **Totals: 21-54 26-35 70**

Missouri (69) - Derrick Chievous 6-11 4-6 16, Mike Sandbothe 3-6 2-3 8, Gary Leonard 1-2 0-0 2, Lee Coward 2-8 2-2 6, Lynn Hardy 9-22 0-0 21, Greg Church 3-3 2-3 8, Nathan Buntin 4-7 0-0 8, Bradd Sutton 0-0 0-0 0, Devon Rolf 0-0 0-0 0, Michael Ingram 0-0 0-0 0, **Totals: 28-59 10-14 69**

Halftime - Xavier 36, Missouri 32, Fouled Out - Sandbothe, Coward, Church, Rebounds - Xavier 44 (Hill 13, Larkin 10), Missouri 29 (Chievous 9, Church 6), Assists - Xavier 10 (Larkin 4, Barnett 3), Missouri 14 (Sandbothe 5, Coward 3), Turnovers - Xavier 14, Missouri 12, 3-Point FG - Xavier 2-9 (Taylor 0-2, Kimbrough 1-4, Larkin 1-3), Missouri 3-14 (Coward 0-4, Hardy 3-10), Total Fouls - Xavier 16, Missouri 24, Technical Fouls - None, A - 25,562

Game 5: Xavier (#13 seed) vs. Duke (#5 seed), 1987 NCAA Midwest Regional Second Round, Saturday, March 14, 1987 at Hoosier Dome (Indianapolis, Ind.)

Xavier (60) - Kyle Taylor 3-6 0-1 8, Dexter Campbell 4-6 2-2

10, Tyrone Hill 3-5 3-4 9, Stan Kimbrough 5-12 2-2 13, Byron Larkin 7-12 2-2 18, J.D. Barnett 1-4 0-0 2, Bob Koester 0-0 0-0 0, **Totals: 23-45 9-11 60**

Duke (65) - Danny Ferry 4-7 0-0 8, Billy King 1-3 3-7 5, John Smith 3-5 0-0 6, Tommy Amaker 8-12 2-2 20, Kevin Strickland 2-13 6-7 12, Martin Nessley 0-0 0-0 0, Robert Brickey 6-8 0-0 12, Quinn Snyder 0-0 0-0 0, Alaa Abdelnaby 1-2 0-0 2, **Totals: 25-50 11-16 65**

Halftime - Duke 36, Xavier 32, Fouled Out - Kimbrough, Rebounds - Xavier 26 (Campbell 6, Hill 6), Duke 25 (Strickland 9, Ferry 5), Assists - Xavier 12 (Taylor 6, Kimbrough 3, Larkin 3), Duke 15 (Strickland 9, King 4), Turnovers - Xavier 17, Duke 10, 3-Point FG - Xavier 5-8 (Taylor 2-4, Kimbrough 1-2, Larkin 2-2), Duke 4-14 (Ferry 0-1, Amaker 2-4, Strickland 2-9), Total Fouls - Xavier 19, Duke 16, Technical Fouls - None, A - 34,183

Game 6: Xavier (#11 seed) vs. Kansas (#6 seed), 1988 NCAA Midwest Regional First Round, Friday, March 18, 1988 at Devaney Center (Lincoln, Neb.)

Xavier (72) - J.D. Barnett 2-6 0-0 5, Tyrone Hill 1-5 2-4 4, Derek Strong 4-5 6-6 14, Byron Larkin 6-18 4-10 16, Stan Kimbrough 5-13 6-7 18, Jamal Walker 3-10 1-2 7, John Kennedy 0-1 0-0 0, Michael Davenport 0-0 0-0 0, Jerry Butler 1-2 0-0 2, Mike Ramey 0-0 0-0 0, Colin Parker 0-2 0-0 0, Dexter Campbell 2-2 2-3 6, Bob Koester 0-0 0-0 0, **Totals: 24-64 21-32 72**

Kansas (85) - Chris Piper 2-3 5-7 9, Milt Newton 9-14 3-4 21, Danny Manning 8-14 8-9 24, Kevin Pritchard 2-5 4-5 8, Jeff Guelndner 3-4 1-2 8, Clint Normore 0-3 0-1 0, Scooter Barry 1-2 3-4 5, Lincoln Minor 0-1 0-0 0, Mike Maddox 2-4 0-0 4, Keith Harris 2-3 2-2 6, Marvin Mattox 0-0 0-0 0, **Totals: 29-53 26-34 85**

Halftime - Kansas 48, Xavier 39, Fouled Out - Hill, Larkin, Walker, Rebounds - Xavier 30 (Strong 10, Hill 4), Kansas 50 (Newton 12, Manning 12), Assists - Xavier 13 (Kimbrough 4, Larkin 3, Walker 3), Kansas 22 (Piper 7, Barry 5), Turnovers - Xavier 16, Kansas 30, 3-Point FG - Xavier 3-14 (Barnett 1-3, Larkin 0-3, Kimbrough 2-6, Walker 0-2), Kansas 1-5 (Newton 0-2, Guelndner 1-1, Normore 0-2), Total Fouls - Xavier 32, Kansas 23, Technical Fouls - None, A - 14,425

Game 7: Xavier (#14 seed) vs. Michigan (#3 seed), 1989 NCAA Southeast Regional First Round, Friday, March 17, 1989 at The Omni (Atlanta, Ga.)

Xavier (87) - Colin Parker 0-1 0-0 0, Tyrone Hill 7-12 7-7 21, Derek Strong 8-12 2-3 18, Stan Kimbrough 5-16 1-2 13, Michael Davenport 6-13 3-4 15, Jamal Walker 6-9 3-5 16, Dave Minor 2-2 0-0 4, Sydney Raeford 0-0 0-0 0, **Totals: 34-65 16-21 87**

Michigan (92) - Glen Rice 9-22 0-0 23, Terry Mills 8-12 2-2 18, Loy Vaught 2-4 0-0 4, Mike Griffin 0-0 0-0 0, Rumeal Robinson 8-13 6-9 23, Mark Hughes 4-5 0-1 8, Sean Higgins 3-6 1-1 7, Demetrius Calip 3-5 3-3 9, **Totals: 37-67 12-16 92**

Halftime - Xavier 45, Michigan 42, Fouled Out - None, Rebounds - Xavier 30 (Strong 10, Hill 6), Michigan 33 (Hughes 10, Mills 6), Assists - Xavier 21 (Walker 9, Kimbrough 6), Michigan 18 (Robinson 8, Mills 5), Turnovers - Xavier 19, Michigan 17, 3-Point FG - Xavier 3-9 (Kimbrough



Tyrone Hill helped lead Xavier to its first-ever NCAA Tournament win with a 1987 victory over Missouri.



Derek Strong helped lead Xavier over Kansas State in the 1990 NCAA first round and Georgetown in the second round to reach XU's first-ever Sweet 16.

2-4, Davenport 0-4, Walker 1-1), Michigan 6-12 (Rice 5-9, Robinson 1-2, Higgins 0-1), Total Fouls - Xavier 19, Michigan 21, Technical Fouls - None, A - 12,349

Game 8: Xavier (#6 seed) vs. Kansas State (#11 seed), 1990 NCAA Midwest Regional First Round, Friday, March 16 at Indiana Hoosier Dome (Indianapolis, Ind.)

Kansas State (79) - Askia Jones 6-13 0-2 13, Lance Simmons 2-5 0-0 4, Tony Massop 1-5 0-0 2, Steve Henson 11-19 7-7 35, Jean Derouillere 4-13 4-7 12, Jeff Wires 0-0 0-0 0, Jeff Malham 0-0 0-0 0, Keith Amerson 1-1 0-0 2, Nick Weigal 0-0 0-0 0, Patrick Sams 0-0 0-0 0, Reggie Britt 2-3 0-0 4, Billy Ray Smith 0-1 3-4 3, Wylie Howard 0-1 0-0 0, John Rettiger 1-2 2-4 4, **Totals: 28-63 16-24 79**

Xavier (87) - Maurice Brantley 2-3 4-4 8, Tyrone Hill 6-12 17-18 29, Derek Strong 4-10 9-11 17, Jamal Walker 5-11 0-1 11, Jamie Gladden 5-9 2-2 12, Michael Davenport 1-4 5-7 8, Aaron Williams 1-2 0-0 2, **Totals: 24-51 37-43 87**

Halftime - Xavier 42, Kansas State 32, Fouled Out - Simmons, Rettiger, Rebounds - Kansas State 27 (Massop 6, Derouillere 5), Xavier 40 (Hill 14, Strong 11), Assists - Kansas State 9 (Derouillere 5, Henson 2), Xavier 10 (Walker 6, Gladden 1, Brantley 1, Strong 1, Davenport 1), Turnovers - Kansas State 6, Xavier 10, 3-Point FG - Kansas State 7-14 (Jones 1-1, Henson 6-11, Derouillere 0-1, Howard 0-1), Total Fouls - Kansas State 31, Xavier 19, Technical Fouls - None, A - 39,417

Game 9: Xavier (#6 seed) vs. Georgetown (#3 seed), 1990 NCAA Midwest Regional Second Round, Sunday, March 18 at Indiana Hoosier Dome (Indianapolis, Ind.)

Xavier (74) - Maurice Brantley 3-4 0-1 7, Tyrone Hill 5-9 3-3 13, Derek Strong 5-12 9-10 19, Jamal Walker 4-13 7-8 15, Jamie Gladden 6-10 1-2 13, Michael Davenport 2-6 0-0 5, Colin Parker 0-0 0-0 0, Dwayne Wilson 0-0 0-0 0, Aaron Williams 1-3 0-1 2, **Totals: 26-57 20-25 74**

Georgetown (71) - Anthony Allen 0-2 0-0 0, Alonzo Mourning 5-8 5-7 15, Dikembe Mutombo 4-7 1-3 9, Dwayne Bryant 3-9 0-0 6, Mark Tillmon 6-17 3-4 16, David Edwards 7-13 1-5 19, Michael Tate 1-2 0-0 2, Antoine Stoudamire 0-3 0-0 0, Sam Jefferson 2-4 0-1 4, **Totals: 28-65 10-20 71**

Halftime - Xavier 42, Georgetown 26, Fouled Out - Hill, Mourning, Rebounds - Xavier 40 (Strong 12, Hill 8), Georgetown 38 (Mutombo 12, Mourning 10), Assists - Xavier 15 (Walker 9, Davenport 2), Georgetown 10 (Bryant 3, Edwards 2, Stoudamire 2), Turnovers - Xavier 20, Georgetown 14, 3-Point FG - Xavier 2-10 (Brantley 1-1, Walker 0-4, Gladden 0-1, Davenport 1-4), Georgetown 5-19 (Bryant 0-3, Tillmon 1-5, Edwards 4-8, Stoudamire 0-3), Total Fouls - Xavier 21, Georgetown 18, Technical Fouls - Bryant (GU), A - 37,842

Game 10: Xavier (#6 seed) vs. Texas (#10 seed), 1990 Midwest Regional Semifinal, Thursday, March 22, 1990 at Reunion Arena (Dallas, Texas)

Texas (102) - Lance Blanks 9-21 10-11 28, Locksley Collier 3-8 3-6 9, Guillermo Myers 1-2 1-2 3, Joey Wright 9-12 6-8 26, Travis Mays 9-21 11-12 32, Hank Dudek 2-3 0-0 4, Benford Williams 0-1 0-0 0, Courtney Jeans 0-0 0-0 0, George Muller 0-0 0-0 0, Gerald Houston 0-0 0-0 0, Winn Shepard 0-0 0-0 0, **Totals: 33-68 31-39 102**



Brian Grant was a key part of NCAA Tournament wins over New Orleans (seen here) in 1993 and Nebraska in 1991.

Xavier (89) - Maurice Brantley 5-6 2-3 12, Tyrone Hill 8-14 6-9 22, Derek Strong 11-17 5-5 27, Jamal Walker 6-14 2-2 14, Jamie Gladden 2-7 0-2 4, Aaron Williams 1-1 2-3 4, Michael Davenport 1-7 0-0 2, Colin Parker 1-2 0-0 2, Bob Koester 0-0 0-0 0, Jerry Butler 1-1 0-0 2, Dwayne Wilson 0-0 0-0 0, Mark Poynter 0-0 0-0 0, Dave Minor 0-0 0-0 0, **Totals: 36-69 17-24 89**

Halftime - Xavier 53, Texas 41, Fouled Out - Blanks, Strong, Rebounds - Texas 38 (Collie 16, Myers 7), Xavier 37 (Hill 15, Strong 14), Assists - Texas 8 (Blanks, Wright 3), Xavier 14 (Hill 5, Strong 4), Turnovers - Texas 10, Xavier 16, 3-Point FG - Texas 5-18 (Blanks 0-7, Wright 2-2, Mays 3-9), Xavier 0-9 (Hill 0-1, Walker 0-2, Davenport 0-5, Parker 0-1), Total Fouls - Texas 23, Xavier 28, Technical Fouls - None, A - 16,413

Game 11: Xavier (#14 seed) vs. Nebraska (#3 seed), 1991 NCAA Midwest Regional First Round, Thursday, March 14, 1991 at the Hubert H. Humphrey Metrodome (Minneapolis, Minn.)

Xavier (89) - Michael Davenport 5-13 4-4 17, Aaron Williams 0-1 4-4 4, Brian Grant 3-6 9-12 15, Jamal Walker 5-9 7-11 18, Jamie Gladden 9-15 0-0 20, Maurice Brantley 2-3 2-4 6, Dwayne Wilson 2-2 1-2 5, Erik Edwards 1-1 0-0 2, Colin Parker 0-0 2-3 2, **Totals: 27-50 29-40 89**

Nebraska (84) - Tony Farmer 5-9 5-8 15, Beau Reid 2-12 2-4 6, Rich King 11-17 2-7 25, Keith Moody 1-3 0-0 2, Clifford Scales 4-5 3-4 12, Carl Hayes 7-12 1-3 15, Dapreis Owens 0-1 0-0 0, Eric Piatowski 3-10 1-1 9, **Totals: 33-69 14-27 84**

Halftime - Xavier 45, Nebraska 42; Fouled Out - Williams (XU), Farmer (UN); Rebounds - Xavier 30 (Grant 10, J.Walker 3, Gladden 3), Nebraska 41 (King 12, Reid 7); Assists - Xavier 14 (J.Walker 8, Gladden 3), Nebraska 17 (King 4, Moody 3, Scales 3); Turnovers - Xavier 15, Nebraska 18; 3-Pt FG - Xavier 6-14 (Davenport 3-8, J.Walker 1-2, Gladden 2-3, Brantley 0-1), Nebraska 4-13 (Farmer 0-1, Reid 0-3, King 1-1, Scales 1-2, Piatowski 2-6); Total Fouls - Xavier 22, Nebraska 25; Technical Fouls - None; A - 25,348

Game 12: Xavier (#14 seed) vs. Connecticut (#11 seed), 1991 Midwest Regional Second Round, Saturday, March 16, 1991 at the Hubert H. Humphrey Metrodome (Minneapolis, Minn.)

Xavier (50) - Maurice Brantley 3-8 0-1 6, Michael Davenport 3-13 0-0 8, Erik Edwards 1-1 0-0 2, Jamie Gladden 3-11 0-1 7, Brian Grant 5-10 6-7 16, Colin Parker 2-7 0-0 5, Mark Poynter 1-1 0-0 2, Jamal Walker 0-3 0-0 0, Tyrice Walker 1-2 0-0 2, Aaron Williams 0-1 0-0 0, Eric Knop 0-0 0-0 0, DeWaan Rose 1-1 0-0 2, Dwayne Wilson 0-0 0-2 0, Walt Winston 0-0 0-0 0, **Totals: 20-58 6-11 50**

Connecticut (66) - Scott Burrell 3-6 2-3 9, Toraino Walker 1-4 0-2 2, Rod Sellers 5-6 8-11 18, Steve Pikiell 1-1 0-2

3, Chris Smith 7-14, 5-6 20, John Gwynn 4-12 0-0 8, Dan Cyrulik 0-2 0-0 0, Lyman DePriest 3-4 0-0 6, Shawn Ellison 0-0 0-0 0, Gilad Katz 0-1 0-0 0, Marc Suhr 0-0 0-0 0, Oliver Macklin 0-0 0-0 0, **Totals: 24-50 15-24 66**

Halftime - Connecticut 36, Xavier 24; Fouled Out - Brantley (XU); Rebounds - Xavier 37 (Grant 12, Brantley 5), Connecticut 34 (Burrell 8, Sellers 7); Assists - Xavier 11 (Brantley 4, Davenport 3), Connecticut 10 (Smith 3, Burrell 2, Walker 2); Turnovers - Xavier 21, Connecticut 16; 3-Pt FG - Xavier 4-18 (Brantley 0-1, Davenport 2-9, Gladden 1-6, Parker 1-2), Connecticut 3-11 (Burrell 1-4, S.Pikiell 1-2, Smith 1-3, Gwynn 0-1, Katz 0-1); Total Fouls - Xavier 19, Connecticut 13, Technical Fouls - None, A - 28,114

Game 13: Xavier (#9 seed) vs. New Orleans (#8 seed), 1993 NCAA Midwest Regional First Round, Friday, March 19, 1993 at Hoosier Dome (Indianapolis, Ind.)

Xavier (73) - Michael Hawkins 0-3 5-6 5, Aaron Williams 9-13 2-2 20, Brian Grant 8-11 4-5 20, Steve Gentry 1-6 2-2 4, Jamie Gladden 4-13 7-10 17, Mark Poynter 0-0 0-0 0, Eric Knop 0-1 0-0 0, Chris Mack 0-0 0-0 0, Tyrice Walker 1-4 3-3 5, DeWaan Rose 0-0 0-0 0, Erik Edwards 0-0 0-0 0, Dwayne Wilson 0-0 0-0 0, Larry Sykes 1-3 0-0 2, **Totals: 24-54 23-28 73**

New Orleans (55) - Reggie Garrett 6-14 0-0 12, Melvin Simon 3-9 2-4 8, Ervin Johnson 7-11 7-8 21, Reni Mason 1-8 0-0 2, Gerald Williams 3-14 1-2 7, Tony Madison 1-11 0-0 3, Eric Matthews 0-2 0-0 0, Darren Laiche 0-0 0-0 0, Michael McDonald 1-1 0-0 2, Fred Hill 0-0 0-0 0, **Totals: 22-70 10-14 55**

Halftime - Xavier 32, New Orleans 32, Fouled Out - Williams (UNO), Rebounds - Xavier 43 (Grant 10, Williams 7, Hawkins 7), New Orleans 38 (Johnson 10, Simon 9), Assists -Xavier 11 (Hawkins 5, Gentry 3), New Orleans 10 (Mason 5, Simon 2), Turnovers - Xavier 14, New Orleans 11, 3-Point FG - Xavier 2-9 (Hawkins 0-2, Gentry 0-2, Gladden 2-5), New Orleans 1-14 (Garrett 0-1, Mason 0-1, Williams 0-2, Madison 1-9, Matthews 0-1), Total Fouls - Xavier 15, New Orleans 25, Technical Fouls - None, A - 38,387

Game 14: Xavier (#9 seed) vs. Indiana (#1 seed), 1993 NCAA Midwest Regional Second Round, Sunday, March 21, 1993 at Hoosier Dome (Indianapolis, Ind.)

Xavier (70) - Michael Hawkins 6-12 0-0 16, Aaron Williams 6-13 5-8 17, Brian Grant 5-13 1-2 11, Steve Gentry 1-5 0-0 2, Jamie Gladden 6-16 3-4 18, Mark Poynter 1-1 0-0 2, Chris Mack 0-0 0-0 0, Tyrice Walker 2-4 0-0 4, Erik Edwards 0-0 0-0 0, Larry Sykes 0-0 0-0 0, **Totals: 27-64 9-14 70**

Indiana (73) - Brian Evans 0-2 0-0 0, Calbert Cheaney 8-17 7-9 23, Matt Nover 3-5 0-0 6, Greg Graham 7-9 3-3 19, Damon Bailey 2-8 7-10 11, Chris Reynolds 1-3 0-3 2, Todd Leary 1-3 0-0 2, Pat Graham 4-5 1-1 10, Alan Henderson 0-2 0-0 0, **Totals: 26-54 18-26 73**

Halftime - Xavier 31, Indiana 35, Fouled Out - Gentry, Rebounds - Xavier 39 (Grant 16, Williams 10), Indiana 32 (Cheaney 8, Nover 8), Assists - Xavier 11 (Gladden 3, Hawkins 2, Williams 2, Grant 2, Gentry 2), Indiana 14 (Reynolds 4, G. Graham 3, Bailey 3, Turnovers - Xavier 9, Indiana 7, 3-Point FG - Xavier 7-17 (Hawkins 4-8, Gladden 3-9), Indiana 3-10 (Evans 0-1, Cheaney 0-1, G. Graham 2-3, Bailey 0-2, Leary 0-2, P. Graham 1-1), Total Fouls - Xavier 23, Indiana 13, Technical Fouls - None, A - 37,411

Game 15 : Xavier (#11 seed) vs. Georgetown (#6 seed), 1995 NCAA Southeast Regional First Round, Friday, March 17, 1995 at Tallahassee/Leon Co. Civic Center (Tallahassee, Fla.)

Xavier (63) - T.J. Johnson 1-3 4-9 6, Tyson Brit 1-7 3-3 5, Larry Sykes 2-8 1-2 5, Michael Hawkins 5-14 8-10 20, Jeff Massey 9-19 1-4 21, Andre Smith 3-3 0-0 6, Sherwin Anderson 0-0 0-0 0, Ken Harvey 0-0 0-0 0, Mark Smydra 0-0 0-0 0, **Totals: 21-54 17-28 63**

Georgetown (68) - Jerome Williams 6-12 1-3 13, Don Reid 2-3 0-0 4, Othella Harrington 7-9 1-2 15, Allen Iverson 6-16 2-6 16, John Jacques 1-6 2-2 4, Eric Myles 4-6 0-0 12, Irvin Church 1-2 0-0 2, Boubacar Aw 0-2 0-0 0, Jerry Nichols 0-2 0-0 0, Kevin Millen 1-2 0-0 2, Jahidi White 0-0 0-0 0, **Totals: 28-60 6-13 68**

Halftime - Xavier 36, Georgetown 39, Fouled Out - Reid, Harrington, Rebounds - Xavier 35 (Sykes 12, Johnson 10), Georgetown 36 (Williams 13, Harrington 11), Assists - Xavier 8 (Hawkins 4, Massey 2), Georgetown 8 (Iverson 2, Jacques 2, Myles 2), Turnovers - Xavier 14, Georgetown 16, 3-Point FG - Xavier 4-20 (Brit 0-1, Hawkins 2-9, Massey 2-10), Georgetown 6-20 (Williams 0-1, Iverson 2-7, Jacques 0-3, Myles 4-6, Church 0-1, Nichols 0-1, Millen 0-1), Total Fouls - Xavier 17, Georgetown 23, Technical Fouls - None, A - 7,875

Game 16: Xavier (#7 seed) vs. Vanderbilt (#10 seed), 1997 Midwest Regional First Round, Thursday, March 13 at The Palace of Auburn Hills (Auburn Hills, Mich.)

Vanderbilt (68) - Billy DiSpaltro 2-4 1-2 5, Pax Whitehead 2-11 4-6 8, Austin Bates 9-16 3-6 21, Howard Pride 0-1 1-2 1, Drew Maddux 6-15 0-0 16, James Strong 0-0 0-0 0, Atiba Prater 4-5 0-1 11, Dan Langhi 2-3 1-2 6, **Totals: 25-55 10-19 68**

Xavier (80) - T. J. Johnson 2-5 0-1 4, Darnell Williams 6-15 4-5 16, Torraye Braggs 4-9 1-2 9, Lenny Brown 6-12 0-0 13, Gary Lumpkin 6-13 2-2 16, Sherwin Anderson 0-0 0-0 0, James Posey 7-10 8-8 22, **Totals: 31-64 15-18 80**

Halftime - Vanderbilt 33, Xavier 38, Fouled Out - DiSpaltro, Braggs, Rebounds - Vanderbilt 32 (Bates 7, Whitehead 6), Xavier 38 (Johnson 9, Posey 8), Assists - Vanderbilt 13 (Prater 6), Xavier 17 (Williams 5, Johnson 4), Turnovers - Vanderbilt 21, Xavier 16, 3-Point FG - Vanderbilt 8-21 (Whitehead 0-5, Pride 0-1, Maddux 4-11, Prater 3-3, Langhi 1-1), Xavier 3-13 (Williams 0-1, Brown 1-4, Lumpkin 2-6, Posey 0-2), Total Fouls - Vanderbilt 18, Xavier 18, Technical Fouls - None, A - 21, 020

Game 17: Xavier (#7 seed) vs. UCLA (#2 seed), 1997 Midwest Regional Second Round, Saturday, March 15 at The Palace of Auburn Hills (Auburn Hills, Mich.)

Xavier (83) - T. J. Johnson 1-4 5-5 7, Darnell Williams 7-16 2-2 16, Torraye Braggs 4-6 7-8 15, Lenny Brown 5-17 3-3 15, Gary Lumpkin 2-12 0-0 5, Pat Kelsey 0-0 0-0 0, Nate Turner 0-0 1-2 1, Sherwin Anderson 2-3 1-2 5, Ken Harvey 1-1 0-0 2, Leo Murray 0-0 0-0 0, Terrance Payne 1-3 1-3 3, Jim Kromer 0-0 0-0 0, James Posey 7-8 0-0 14, **Totals: 30-70 20-5 83**

UCLA (96) - Charles O'Bannon 10-13 5-7 28, J. R. Henderson 9-12 3-4 22, Jelani McCoy 5-6 0-0 10, Cameron Dollar 1-7 7-9 9, Toby Bailey 2-6 6-6 10, Harold Sylvester 0-0 0-0 0, Brandon Loyd 1-3 4-4 7, Matt Harbour 0-0 0-0 0, Vince McGautha 0-1 0-0 0, Bob Myers 0-0 0-0 0, Sean Farnham 0-0 0-0 0, Dave Parker 0-0 0-0 0, Kris Johnson 4-8 0-0 10, **Totals: 32-56 25-30 96**

Halftime - Xavier 40, UCLA 45, Fouled Out - Braggs, Posey, Rebounds - Xavier 33 (Braggs 10, Posey 6), UCLA 37 (Henderson 9, Dollar 6), Assists - Xavier 8 (Braggs 2, Anderson 2, Posey 2), UCLA 23 (Dollar 8, Bailey 8), Turnovers - Xavier 16, UCLA 21, 3-Point FG - Xavier 3-21 (Williams 0-3, Brown 2-8, Lumpkin 1-9, Anderson 0-1), UCLA 7-14 (O'Bannon 3-4, Henderson 1-1, Dollar 0-1, Bailey 0-1, Loyd 1-3, Johnson 2-4), Total Fouls - Xavier 24, UCLA 22, Technical Fouls - Johnson (XU), Johnson(UCLA), Posey (XU), A - 21,020

Game 18: Xavier (#6 seed) vs. Washington (#11 seed), 1998 NCAA Tournament East Regional First Round, Thursday, March 12 at the MCI Center (Washington, D.C.)

Washington (69) - Deon Luton 7-17 0-3 17, Thalo Green 3-6 1-2 7, Todd MacCulloch 8-11 0-2 16, Jan Wooten 1-1



Aaron Williams was a big part of three NCAA Tournament teams, including the one that almost beat No. 1 seed IU in 1993 in Indianapolis.

0-0 2, Donald Watts 4-8 9-14 17, Dan Dickau 2-4 0-0 6, Chris Thompson 0-0 0-0 0, Patrick Femeerling 0-1 0-0 0, Michael Johnson 0-0 0-0 0, Chris Walcott 2-2 0-0 4, **Totals: 27-50 10-21 69**

Xavier (68) - T.J. Johnson 0-4 0-0 0, Darnell Williams 6-11 5-7 17, Torraye Braggs 5-10 2-2 12, Lenny Brown 4-11 2-2 10, Gary Lumpkin 3-11 4-5 12, Maurice McAfee 0-3 0-0 0, Terrance Payne 0-2 0-0 0, James Posey 5-9 7-8 17, **Totals: 23-61 20-24 68**

Halftime - Washington 38, Xavier 30, Fouled Out - Braggs, Brown, Rebounds - Washington 37 (MacCulloch 8, Wooten 6), Xavier 34 (Braggs 10, Posey 8), Assists - Washington 12 (Green 4, Luton 2, Watts 2, Femeerling 2), Xavier 15 (Lumpkin 6, Brown 4), Turnovers - Washington 26, Xavier 17, 3-Point FG - Washington 5-11 (Luton 3-6, Watts 0-2, Dickau 2-3), Xavier 2-15 (Williams 0-4, Brown 0-3, Lumpkin 2-6, McAfee 0-1, Posey 0-1), Totals Fouls - Washington 20, Xavier 22, Technical Fouls - None, A - 19,288

Game 19: Xavier (#11 seed) vs. Notre Dame (#6 seed), 2001 NCAA Tournament Midwest Regional First Round, Friday, March 16 at Kemper Arena (Kansas City, Mo.)

Xavier (71) - Kevin Frey 3-8 0-0 6, David West 8-14 3-4 19, Lloyd Price 5-9 3-6 13, Romain Sato 2-8 0-2 6, Maurice McAfee 4-11 1-1 9, Lionel Chalmers 5-14 3-4 14, Dave Young 1-6 0-0 2, Brandon McIntosh 0-0 0-0 0, Alvin Brown 0-0 0-0 0, Marcus Mason 0-0 0-0 0, Reggie Butler 1-2 0-0 2, **Totals: 29-72 10-17 71**

Notre Dame (83) - Troy Murphy 6-17 6-6 19, Ryan Humphrey 6-8 3-8 15, David Graves 7-7 4-6 20, Matt Carroll 9-11 1-2 21, Martin Ingelsby 2-3 2-2 6, Torrian Jones 0-2 0-0 0, Harold Swanagan 1-1 0-0 2, **Totals: 31-49 16-24 83**

Halftime - Xavier 26, Notre Dame 40, Fouled Out - Young (XU), Rebounds - Xavier 37 (West 8, Sato 8), Notre Dame 31 (Murphy 8, Humphrey 6, Carroll 6), Assists - Xavier 8 (McAfee 3, five others 1), Notre Dame 19 (Ingelsby 9, Murphy 3, Humphrey 3), Turnovers - Xavier 14, Notre Dame 17, 3-Point FG - Xavier 3-20 (Frey 0-1, Price 0-1, Sato 2-7, McAfee 0-3, Chalmers 1-6, Young 0-2), Notre Dame 5-12 (Murphy 1-5, Graves 2, Carroll 2-3, Ingelsby 0-1, Jones 0-1), Total Fouls - Xavier 23, Notre Dame 16, Technical Fouls - Murphy (ND), A - 14,750

Game 20: Xavier (#7 seed) vs. Hawaii (#10 seed), 2002 NCAA Tournament West Regional First Round, Friday, March 15 at American Airlines Center (Dallas, Texas)

Hawaii (58) - Phil Martin 5-12 1-2 11, Carl English 4-15 0-1 9, Haim Shimonovich 0-3 0-0 0, Predrag Savovic 10-21 2-2 26, Mark Campbell 1-1 1-1 3, Mike McIntyre 3-7 0-0 9, Lance Takaki 0-0 0-0 0, Mindaugas Burneika 0-5 0-0 0, Ryne Holliday 0-0 0-0 0, Paul Jesinskis 0-0 0-0 0, Nkeru-wem Akpan 0-0 0-0 0, **Totals: 23-64 4-6 58**

Xavier (70) - Kevin Frey 3-8 4-4 10, Dave Young 1-3 0-0 2, David West 4-10 5-6 13, Lionel Chalmers 4-13 7-8 15, Romain Sato 6-13 3-4 18, Jaison Williams 0-0 0-0 0, Anthony Coleman 0-0 0-0 0, Alvin Brown 4-4 2-2 10, Keith Jackson 1-3 0-0 2, **Totals: 23-54 21-24 70**

Halftime - Hawaii 40, Xavier 33, Fouled Out - Shimonovich (UH), Rebounds - Hawaii 35 (Martin 9, English 9), Xavier 40 (West 11, Sato 10), Assists - Hawaii 10 (Savovic

3, Burneika 3), Xavier 8 (Chalmers 6, Sato 1, Coleman 1), Turnovers - Hawaii 16, Xavier 14, 3-Point FG - Hawaii 8-24 (English 1-5, Savovic 4-9, McIntyre 3-7, Burneika 0-3), Xavier 3-15 (Frey 0-2, West 0-1, Chalmers 0-4, Sato 3-8), Total Fouls - Hawaii 21, Xavier 13, Technical Fouls - None, A - 19,951

Game 21: Xavier (#7 seed) vs. Oklahoma (#2 seed), 2002 NCAA Tournament West Regional Second Round, Sunday, March 17 at American Airlines Center (Dallas, Texas)

Xavier (65) - Kevin Frey 1-1 0-1 2, Dave Young 0-1 2-2 2, David West 7-14 3-6 18, Lionel Chalmers 1-12 4-4 6, Romain Sato 9-17 5-8 28, Jaison Williams 1-2 0-0 3, Anthony Coleman 1-2 0-0 2, Alvin Brown 1-2 1-2 4, Keith Jackson 0-1 0-0 0, **Totals: 21-52 15-23 65**

Oklahoma (78) - Ebi Ere 7-14 4-4 20, Aaron McGhee 8-16 8-9 25, Jabahri Brown 2-3 0-0 4, Quannas White 2-5 4-5 9, Hollis Price 4-10 4-4 12, Jason Detrick 0-3 3-4 3, Daryan Selvy 2-5 1-2 5, **Totals: 25-56 24-28 78**

Halftime - Xavier 36, Oklahoma 40, Fouled Out - None, Rebounds - Xavier 38 (West 8, Sato 8), Oklahoma 31 (Selvy 9, Ere 7), Assists - Xavier 11 (West 3, Sato 3), Oklahoma 12 (White 6, Price 3), Turnovers - Xavier 17, Oklahoma 6, 3-Point FG - Xavier 8-19 (West 1-3, Chalmers 0-3, Sato 5-10, Williams 1-1, Coleman 0-1, Brown 1-1), Oklahoma 4-12 (Ere 2-5, McGhee 1-3, White 1-1, Price 0-1, Detrick 0-2), Total Fouls - Xavier 19, Oklahoma 19, Technical Fouls - None, A - 19,951

Game 22: Xavier (#3 seed) vs. Troy State (#14 seed), 2003 NCAA Tournament South Regional First Round, Friday, March 21 at Gaylord Entertainment Center (Nashville, Tenn.)

Troy State (59) - Marcus Milhouse 3-6 0-0 9, Lacedrick Pettway 0-2 0-0 0, Rob Lewin 4-10 0-2 8, Greg Davis 8-20 0-0 20, Ben Fletcher 2-10 0-0 5, Eddie Baker 2-5 0-0 4, Herbert Evans 1-5 1-2 4, Jacob Hazouri 0-0 0-0 0, Lovelle Craig 1-3 1-2 3, Kendrick Johnson 2-4 0-0 6, **Totals: 23-65 2-6 59**

Xavier (71) - Dedrick Finn 0-5 2-4 2, David West 5-9 2-2 12, Anthony Myles 2-10 3-4 7, Lionel Chalmers 6-13 3-4 20, Romain Sato 7-18 3-4 18, Keith Jackson 4-7 0-0 8, Will Caudle 2-2 0-0 4, **Totals: 26-64 13-18 71**

Halftime - Troy State 22, Xavier 37, Fouled Out - None, Rebounds - Troy State 33 (Lewin 9, Fletcher 6), Xavier 47 (Myles 11, Sato 11), Assists - Troy State 13 (Davis 4, Evans 4), Xavier 19 (Chalmers 7, Sato 7), Turnovers - Troy State 9, Xavier 10, 3-Point FG - Troy State 11-29 (3-6, Pettway 0-2, Lewin 0-1, Davis 4-9, Fletcher 1-6, Baker 0-2, Evans 1-1, Johnson 2-2), Xavier 6-20 (Finn 0-3, Chalmers 5-9, Sato 1-8), Total Fouls - Troy State 19, Xavier 11, Technical Fouls - None, A - 17,484

Game 23: Xavier (#3 seed) vs. Maryland (#6 seed), 2003 NCAA Tournament South Regional Second Round, Sunday, March 23 at Gaylord Entertainment Center (Nashville, Tenn.)

Maryland (77) - Nik Caner-Medley 3-5 0-0 6, Tahj Holden 1-8 3-4 5, Ryan Randle 8-12 1-1 17, Drew Nicholas 6-16 3-4 17, Steve Blake 3-7 2-2 9, Jamar Smith 6-6 0-0 12, Andre Collins 0-0 0-0 0, Travis Garrison 2-3 1-2 5, Calvin McCall 0-0 0-0 0, John Gilchrist 1-1 4-4 6, **Totals: 30-58 14-17 77**

Xavier (64) - Romain Sato 4-14 6-8 17, David West 6-17 10-14 22, Anthony Myles 4-9 0-0 8, Lionel Chalmers 4-9 1-2 12, Dedrick Finn 2-4 0-0 5, Keith Jackson 0-2 0-0 0, Will Caudle 0-2 0-0 0, **Totals: 20-57 17-24 64**

Halftime - Maryland 45, Xavier 28, Fouled Out - None, Rebounds - Maryland 39 (Nicholas 8, Blake 7), Xavier 28 (West 9, Chalmers 4), Assists - Maryland 19 (Blake 9, Nicholas 5), Xavier 12 (Finn 5, Sato 3, West 3), Turnovers - Maryland 8, Xavier 7, 3-Point FG - Maryland 3-13 (Caner-Medley 0-1, Holden 0-3, Nicholas 2-5, Blake 1-4), Xavier 7-18 (Sato 3-8, Chalmers 3-7, Finn 1-3), Total Fouls - Maryland 21, Xavier 16, Technical Fouls - None, A - 17,484

Game 24: Xavier (#7 seed) vs. Louisville (#10 seed), 2004 NCAA Tournament Atlanta Regional First Round, Friday, March 19 at TD Waterhouse Centre (Orlando, Fla.)

Louisville (70) - Kendall Dartz 0-3 2-2 2, Taquan Dean 6-12 1-1 19, Alhaji Mohammed 1-6 0-0 2, Luke Whitehead 6-14 2-2 15, Francisco Garcia 5-11 5-7 15, Brandon Jenkins 1-1 0-1 3, Grad Gianiny 0-0 0-0 0, Nate Daniels 1-5 0-0 3, Larry O'Bannon 2-6 0-0 5, Otis George 3-5 0-0 6, **Totals: 25-63 10-13 70**

Xavier (80) - Lionel Chalmers 8-13 7-9 25, Justin Cage 0-0 0-0 0, Romain Sato 5-11 9-10 24, Justin Doellman 0-3 2-2 2, Anthony Myles 7-14 1-1 15, Dedrick Finn 2-3 5-5 11, Brandon Cole 1-2 1-2 3, **Totals: 23-46 25-29 80**



David West, 2003 National Player of the Year, led number three seed Xavier in the 2003 NCAA Tournament.

Halftime - Louisville 42, Xavier 31, Fouled Out - Dean (UL), Garcia (UL), Rebounds - Louisville 26 (George 6, Mohammed 4, Whitehead 4), Xavier 39 (Myles 11, Sato 8), Assists - Louisville 18 (Garcia 7, O'Bannon 4), Xavier 15 (Chalmers 6, Finn 6), Turnovers - Louisville 10, Xavier 15, 3-Point FG - Louisville 10-32 (Dartz 0-1, Dean 6-11, Mohammed 0-3, Whitehead 1-3, Garcia 0-4, Jenkins 1-1, Daniels 1-4, O'Bannon 1-5), Xavier 9-18 (Chalmers 2-6, Sato 5-8, Doellman 0-2, Finn 2-2), Total Fouls - Louisville 23, Xavier 13, Technical Fouls - Xavier bench, A - 15,961

Game 25: Xavier (#7 seed) vs. Mississippi State (#2 seed), 2004 NCAA Tournament Atlanta Regional Second Round, Sunday, March 21 at TD Waterhouse Centre (Orlando, Fla.)

Xavier (89) - Justin Cage 1-3 1-1 3, Justin Doellman 5-10 1-1 13, Anthony Myles 3-7 2-4 8, Lionel Chalmers 11-13 5-6 31, Romain Sato 4-10 2-2 12, Dedrick Finn 6-9 5-9 22, Keith Jackson 0-0 0-0 0, Keenan Christiansen 0-0 0-0 0, Brandon Cole 0-3 0-0 0, Will Caudle 0-0 0-0 0, Tom Compton 0-0 0-0 0, **Totals: 30-55 16-23 89**

Mississippi State (74) - Lawrence Roberts 4-11 2-4 11, Shane Power 6-11 1-2 16, Branden Vincent 4-10 3-6 11, Timmy Bowers 6-14 1-2 15, Winsome Fraiser 3-13 3-4 12, Gary Ervin 3-8 3-3 9, Dennis Buse 0-0 0-0 0, Dietrich Slater 0-0 0-0 0, Piotr Stelmach 0-2 0-0 0, Marcus Campbell 0-3 0-0 0, **Totals: 26-72 13-21 74**

Halftime - Xavier 34, Mississippi State 33, Fouled Out - Vincent (MS), Rebounds - Xavier 38 (Myles 14, Doellman 8), Mississippi State 40 (Vincent 12, Frazier 9), Assists - Xavier 14 (Finn 3, Doellman 3), Mississippi State 14 (Bowers 5, Ervin 5), Turnovers - Xavier 13, Mississippi State 8, 3-Point FG - Xavier 13-19 (Cage 0-1, Doellman 2-4, Chalmers 4-4, Sato 2-3, Finn 5-7), Mississippi State 9-26 (Roberts 1-2, Power 3-6, Bowers 2-7, Frazier 3-9, Ervin 0-1, Stelmach 0-1), Total Fouls - Xavier 14, Mississippi State 21, Technical Fouls - None, A - 15,640

Game 26: Xavier (#7 seed) vs. Texas (#3 seed), 2004 NCAA Tourn. Atlanta Regional Semifinal, Friday, March 26 at Georgia Dome (Atlanta, Ga.)

Xavier (79) - Justin Cage 2-2 1-1 5, Justin Doellman 4-9 1-1 10, Anthony Myles 4-10 1-5 9, Lionel Chalmers 4-15 4-5 14, Romain Sato 5-13 14-17 27, Dedrick Finn 3-7 3-4 11, Keith Jackson 1-1 0-0 2, Brandon Cole 0-1 1-2 1, **Totals 23-58 25-35 79**

Texas (71) - Brad Buckman 3-6 1-2 7, Jason Klotz 1-10 0-0 2, Brandon Mouton 9-15 1-3 21, Kenton Paulino 1-3 3-4 6, Royal Ivey 2-6 5-6 9, James Thomas 0-1 0-0 0, P.J. Tucker 4-10 2-2 10, Edgar Moreno 0-0 0-0 0, Kenny Taylor 0-1 0-0 0, Syd Mill Harris 2-3 0-0 5, Brian Boddicker 4-7 0-0 11, **Totals 26-62 12-17 71**

Halftime - Xavier 44, Texas 41, Fouled Out - Cage (XU), Mouton (UT), Rebounds - Xavier 39 (Chalmers 7, Myles 7, Texas 35 (Tucker 10, Klotz 8), Assists - Xavier 13 (Chalmers 6, Cole 2), Texas 12 (Ivey 6, Paulino 2), Turnovers - Xavier 7, Texas 8, 3-Point FG - Xavier 8-25 (Doellman 1-3, Chalmers 2-8, Sato 3-9, Finn 2-5), Texas 7-16 (Mouton 2-4, Paulino 1-3, Ivey 0-1, Taylor 0-1, Harris 1-2, Boddicker 3-5), Total Fouls - Xavier 20, Texas 27, Technical Fouls - Texas Bench (2), A - 24,533



Torraye Braggs played a key role on two NCAA Tournament teams, 1997 and 1998, in two seasons as a Musketeer.



Then-freshman Derrick Brown grabbed 16 rebounds in the 2007 NCAA Tournament First Round win over BYU. The 16 rebounds equals the most by any XU player in an NCAA Tournament game.

Game 27: Xavier (#7 seed) vs. Duke (#1 seed), 2004 NCAA Tournament Atlanta Regional Final, Sunday, March 28 at Georgia Dome (Atlanta, Ga.)

Xavier (63) – Justin Cage 2-4 1-2 5, Justin Doellman 2-9 0-0 5, Anthony Myles 7-11 2-4 16, Lionel Chalmers 6-16 4-4 17, Romain Sato 2-10 6-9 10, Dedrick Finn 2-8 2-2 7, Brandon Cole 1-5 1-2 3, **Totals 22-63 16-23 63**

Duke (66) – Luol Deng 7-13 3-5 19, Shelden Williams 3-5 6-7 12, J.J. Redick 4-14 2-2 13, Daniel Ewing 4-11 2-2 13, Chris Duhon 2-8 2-2 6, Nick Horvath 0-0 0-0 0, Sean Dockery 0-1 0-0 0, Shavlik Randolph 1-2 1-2 3, **Totals 21-54 16-20 66**

Halftime – Xavier 30, Duke 28, Fouled Out – Myles (XU), Randolph (DU), Rebounds – Xavier 40 (Sato 11, Myles 10), Duke 39 (Williams 13, Deng 7, Redick 7), Assists – Xavier 8 (Sato 4, Finn 2), Duke 15 (Duhon 5, Deng 3, Ewing 3), Turnovers – Xavier 10, Duke 11. 3-Point FG – Xavier 3-15 (Doellman 1-3, Chalmers 1-5, Sato 0-3, Finn 1-4), Duke 8-20 (Deng 2-4, Redick 3-9, Ewing 3-6, Duhon 0-1), Total Fouls – Xavier 21, Duke 23, Technical Fouls – None, A – 24, 711

Game 28: Xavier (#14 seed) vs. Gonzaga (#3 seed), 2006 NCAA Tournament Oakland Regional First Round, Thursday, March 16 at Jon M. Huntsman Center (Salt Lake City, Utah)

Xavier (75) – Josh Duncan 2-7 6-8 11, Justin Cage 4-6 7-8 16, Justin Doellman 4-11 0-0 10, Johnny Wolf 4-7 0-2 10, Stanley Burrell 6-15 6-6 22, B.J. Raymond 1-4 0-0 2, Brandon Cole 0-1 2-5 2, Will Caudle 0-0 2-4 2, **Totals 21-51 23-33 75**

Gonzaga (79) – Adam Morrison 11-21 9-11 35, Sean Mallon 2-4 0-0 4, J.P. Batista 5-7 8-8 18, P. Altidor-Cespedes 0-1 0-0 0, Derek Raivio 3-7 0-0 7, Jeremy Pargo 0-0 1-2 1, Larry Gurganious 0-1 0-0 0, Erroll Knight 3-5 0-0 7, David Pendergraft 1-2 2-4 4, Josh Heytvelt 1-2 1-2 3, **Totals 26-50 21-27 79**

Halftime – Xavier 39, Gonzaga 36, Fouled Out – Mallon (GU), Raivio (GU), Rebounds – Xavier 31 (Cole 7, Cage 5, Doellman 5), Gonzaga 33 (Batista 8, Knight 6), Assists – Xavier 14 (Burrell 5, Wolf 3), Gonzaga 11 (Morrison 4, Raivio 2), Turnovers – Xavier 8 (Duncan 3, Cole 2), Gonzaga 10 (Morrison 3, Batista 3), 3-Point FG – Xavier 10-28 (Duncan 1-4, Cage 1-2, Doellman 2-6, Wolf 2-5, Burrell 4-8, Raymond 0-3), Gonzaga 6-12 (Morrison 4-8, Altidor-Cespedes 0-1, Raivio 1-2, Knight 1-1), Total Fouls – Xavier 20, Gonzaga 25, Technical Fouls – None, A- 15,122

Game 29: Xavier (#9 seed) vs. Brigham Young (#8 seed), 2007 NCAA Tournament San Antonio Regional First Round, Thursday, March 15 at Rupp Arena (Lexington, Ky.)

Xavier (79) – Justin Cage 1-3 6-8 8, Justin Doellman 8-17 4-4 23, Brandon Cole 3-6 2-2 8, Drew Lavender 5-12 5-6 17, Stanley Burrell 0-4 0-2 0, Josh Duncan 1-4 4-4 6, Derrick Brown 3-4 2-3 8, B.J. Raymond 3-5 0-0 9, Johnny Wolf 0-1 0-0 0, **Totals 24-56 23-29 79**

Brigham Young (77) – Keena Young 10-23 4-4 24, Trent Plaisted 3-8 3-5 9, Austin Ainge 4-4 1-2 12, Jimmy Balderston 4-7 1-1 10, Lee Cummar 2-4 0-1 5, Mike Rose 5-7 0-0

15, Vuk Ivanovic 0-0 0-0 0, Sam Burgess 1-2 0-0 2, Ben Murdoch 0-0 0-0 0, Jonathan Tavernari 0-2 0-0 0, **Totals: 29-67 10-13 77**

Halftime – Xavier 32, BYU 38, Fouled Out – None, Rebounds – Xavier 37 (Brown 16, Cole 7), BYU 36 (Young 10, Plaisted and Burgess 5), Assists – Xavier 12 (Lavender 5, Burrell 3), BYU 10 (Young 4, Ainge 3), Turnovers – Xavier 10, BYU 10. 3-Point FG – Xavier 8-17 (Raymond 3-4, Doellman 3-6, Lavender 2-3, Burrell 0-2, Duncan 0-2), BYU 9-19 (Rose 5-6, Ainge 2-7, Balderson 1-3, Cummar 1-3), Total Fouls – Xavier 19, BYU 23, Technical Fouls – None, A – 20,752

Game 30: Xavier (#9 seed) vs. Ohio State (#1 seed), 2007 NCAA Tournament San Antonio Regional Second Round, Saturday, March 17 at Rupp Arena (Lexington, Ky.)

Xavier (71) – Justin Cage 8-8 6-8 25, Justin Doellman 6-13 0-0 13, Brandon Cole 2-6 2-3 6, Drew Lavender 2-13 0-0 5, Stanley Burrell 1-7 1-3 3, Josh Duncan 4-9 0-0 11, Derrick Brown 1-1 2-2 4, B.J. Raymond 1-3 0-0 2, Johnny Wolf 1-1 0-0 2, Jason Love 0-0 0-0 0, **Totals: 26-61 11-16 71**

Ohio State (78) – Ivan Harris 0-2 0-0 0, Greg Oden 5-12 4-7 14, Mike Conley 7-15 6-6 21, Ron Lewis 8-13 7-7 27, Jamar Butler 5-10 0-0 13, David Lighty 0-1 0-0 0, Daequan Cook 1-7 0-0 3, Matt Terwilliger 0-1 0-0 0, Othello Hunter 0-2 0-0 0, **Totals: 26-63 17-20 78**

Halftime – Xavier 25, OSU 29, End of Regulation – Xavier 62, OSU 62, Fouled Out – Oden (OSU), Rebounds – Xavier 28 (Doellman 7, Cage 6), OSU 45 (Oden 12, Lewis 8), Assists – Xavier 13 (Lavender 8, Doellman and Burrell 2), OSU 10 (Conley 4, Lewis and Butler 2), Turnovers – Xavier 9, OSU 14, 3-Point FG – Xavier 8-23 (Cage 3-3, Duncan 3-6, Doellman 1-5, Lavender 1-6, Burrell 0-1, Raymond 0-2), OSU 9-21 (Lewis 4-5, Butler 3-7, Conley 1-3, Cook 1-4, Harris 0-2), Total Fouls – Xavier 21, OSU 19, Technical Fouls – None, A – 20,882

Game 31: Xavier (#3 seed) vs. Georgia (#14 seed), 2008 NCAA Tourn. First Round, Thursday, March 20 at Verizon Center (Washington, D.C.)

Georgia (61) – Billy Humphrey 5-9 0-0 12, Albert Jackson 1-6 2-2 4, Dave Bliss 3-4 0-0 6, Sundiata Gaines 6-14 0-0 13, Terrance Woodbury 6-12 1-2 16, Zac Swansey 0-1 0-0 0, Troy Brewer 0-1 0-0 0, Corey Butler 0-2 0-1 0, Jeremy Price 5-7 0-0 10, **Totals: 26-56 3-5 61**

Xavier (73) – Josh Duncan 4-9 11-14 20, Derrick Brown 7-9 4-5 19, C.J. Anderson 0-3 6-6 6, Drew Lavender 5-12 2-2 13, Stanley Burrell 0-3 3-4 3, B.J. Raymond 3-9 0-0 8, Dante Jackson 1-1 0-0 3, Jason Love 0-1 1-2 1, **Totals: 20-47 27-33 73**

Halftime – Georgia 35, Xavier 26, Fouled Out – Bliss (Georgia), Rebounds – Georgia 31 (Woodbury 7, Jackson 6), Xavier 29 (Brown 11, Duncan 8), Assists – Georgia 10 (Gaines 6, Humphrey 2), Xavier 11 (Burrell 5, Anderson 2, Lavender 2), 3-Point FG – Georgia 6-18 (Woodbury 3-8, Humphrey 2-5, Gaines 1-3, Butler 0-1, Brewer 0-1), Xavier 6-18 (Raymond 2-6, Lavender 1-3, Brown 1-1, Duncan 1-5, Jackson 1-1, Burrell 0-2), Total Fouls – Georgia 22, Xavier 12, Technical Fouls – None, A – 18,400

Game 32: Xavier (#3 seed) vs. Purdue (#6 seed), 2008 NCAA Tourn. Second Round, Sat., March 22 at Verizon Center (Washington, D.C.)

Purdue (78) – Chris Kramer 3-4 0-0 6, Robbie Hummel 2-10 2-2 7, Keaton Grant 4-7 8-10 19, Nemanja Calasan 1-5 0-2 2, E'Twaun Moore 7-18 0-0 15, Tarrance Crump 3-6 5-5 11, Scott Martin 2-6 1-2 6, Marcus Green 3-7 0-0 8, JaJuan Johnson 1-4 2-2 4, **Totals: 26-67 18-23 78**

Xavier (85) – Josh Duncan 5-11 4-4 16, Derrick Brown 4-6 0-0 8, C.J. Anderson 6-11 6-8 18, Drew Lavender 4-7 8-8 18, Stanley Burrell 3-6 5-8 11, B.J. Raymond 2-4 1-1 6, Dante Jackson 0-0 0-0 0, Jason Love 3-5 2-4 8, **Totals: 27-50 26-33 85**

Halftime – Purdue 32, Xavier 35, Fouled Out – Green (Purdue), Kramer (Purdue), Grant (Purdue), Rebounds – Purdue 37 (Hummel 9, Martin 6), Xavier 34 (Anderson 7, Raymond 6), Assists – Purdue 9 (Martin 2, Green 2, Hummel 2), Xavier 12 (Lavender 9, Brown 1, Anderson 1, Burrell 1), 3-Point FG – Purdue 8-21 (Grant 3-6, Green 2-2, Hummel 1-5, Martin 1-2, Moore 1-4, Calasan 0-1, Crump 0-1), Xavier 5-12 (Duncan 2-5, Lavender 2-3, Raymond 1-3, Brown 0-1), Total Fouls – Purdue 26, Xavier 17, Technical Fouls – None, A – 18,400

Game 33: Xavier (#3 seed) vs. West Virginia (#7 seed), 2008 NCAA Tournament West Region Semifinal, Thursday, March 27 at US Airways Center (Phoenix, Ariz.)

West Virginia (75) – Da'Sean Butler 7-15 1-1 16, Joe Alexander 8-18 2-4 18, Wellington Smith 3-8 2-4 8, Darris Nichols 1-6 4-6, Alex Ruoff 6-11 2-3 14, Cam Thoroughman 0-0 1-2 1, Joe Mazzulla 2-7 6-9 10, Ted Talkington 0-0

0-0 0, Jamie Smalligan 1-1 0-0 2, **Totals: 28-66 18-27 75**
Xavier (79) – Josh Duncan 7-15 9-10 26, Derrick Brown 3-4 2-4 9, C.J. Anderson 6-12 0-2 12, Drew Lavender 3-11 0-0 9, Stanley Burrell 3-7 1-2 8, B.J. Raymond 3-5 0-2 8, Dante Jackson 1-1 0-0 3, Jason Love 2-4 0-1 4, **Totals: 28-59 12-21 79**

Halftime – WVU 25, Xavier 32, **End of Regulation** – WVU 64, Xavier 64. Fouled Out – Smith (WVU), Alexander (WVU), Brown (Xavier), Anderson (Xavier), Rebounds – West Virginia 38 (Alexander 10, Butler 7), Xavier 41 (Anderson 10, Love 10), Assists – West Virginia 16 (Mazzulla 5, Nichols 4), Xavier 16 (Lavender 7, Burrell 5), 3-Point FG – West Virginia 1-11 (Butler 1-4, Ruoff 0-2, Mazzulla 0-1, Nichols 0-3, Alexander 0-1), Xavier 11-19 (Lavender 3-6, Duncan 3-4, Raymond 2-4, Jackson 1-1, Burrell 1-2, Brown 1-2), Total Fouls – West Virginia 21, Xavier 25, Technical Fouls – None, A – 18,103

Game 34: UCLA (#1 seed) vs. Xavier (#3 seed), 2008 NCAA Tournament West Region Final, Saturday March 29, at US Airways Center (Phoenix, Ariz.)

Xavier (57) – Josh Duncan 4-11 2-3 11, Derrick Brown 6-8 1-3 13, C.J. Anderson 4-10 2-2 10, Drew Lavender 2-9 0-0 5, Stanley Burrell 2-6 3-4 8, Adrion Graves 0-1 0-0 0, Charles Bronson 0-0 0-0 0, B.J. Raymond 1-4 0-0 3, Dante Jackson 1-5 0-0 2, Jason Love 1-4 3-4 5, **Totals: 21-58 11-16 57**

UCLA (76) – Josh Shipp 1-7 3-3 5, Luc Ri Mbah a Moute 5-9 3-6 13, Kevin Love 7-11 3-4 19, Russell Westbrook 7-11 2-3 17, Darren Collison 7-12 2-2 19, Mustafa Abdul-Hamid 0-0 0-0 0, Alfred Aboya 0-0 0-0 0, James Keefe 0-0 0-0 0, Lorenzo Mata-Real 0-1 0-0 0, Chace Stanback 1-1 0-0 3, Nikola Dragovic 0-0 0-0 0, **Totals: 28-52 13-18 76**

Halftime – Xavier 24, UCLA 33, Fouled Out – None, Rebounds – Xavier 28 (Brown 6, Lavender 6), UCLA 37 (Mbah a Moute 13, Love 10), Assists – Xavier 12 (Lavender 6, Burrell 3), UCLA 17 (Collison 5, Love 4), 3-Point FG – Xavier 4-19 (Duncan 1-6, Lavender 1-3, Burrell 1-2, Raymond 1-3, Graves 0-1, Jackson 0-3, Brown 0-1), UCLA 7-15 (Collison 3-3, Love 2-4, Stanback 1-1, Westbrook 1-3, Shipp 0-4), Total Fouls – Xavier 15, UCLA 19, Technical Fouls – None, A – 18,103

Game 35: Xavier (#4 seed) vs. Portland State (#13 seed), 2009 NCAA Tournament First Round, Friday, March 20 at Taco Bell Arena (Boise, Idaho)

Portland State (59) – Kyle Coston 1-3 1-2 4, Phil Nelson 0-3 0-0 0, Jamie Jones 6-9 4-6 16, Andre Murray 5-9 1-4 14, Jeremiah Dominguez 5-9 1-4 13, Julius Thomas 0-0 0-0 0, Mickey Polis 2-2 0-0 6, Dominic Waters 3-11 0-0 6, Tyrell Mara 0-0 0-0 0, Wendell Wright 0-0 0-0 0, Louis Lee 0-0 0-0 0, **Totals: 22-46 7-16 59**

Xavier (77) – Derrick Brown 6-10 1-5 13, C.J. Anderson 6-9 2-3 14, Jason Love 0-1 4-4 4, B.J. Raymond 5-11 0-0 13, Dante Jackson 5-9 0-0 13, Brad Redford 1-2 0-0 3, Stephen Duckett 0-0 0-0 0, Andrew Taylor 0-0 0-0 0, Jamel McLean 2-4 1-1 5, Kenny Frease 2-4 0-0 4, Joe Hughes 0-0 0-0 0, Tu Holloway 2-4 3-4 8, **Totals: 29-54 11-18 77**

Halftime – Portland State 35, Xavier 42, Fouled Out – None, Rebounds – Portland State 21 (Jones 5, Nelson 4, Dominguez 4), Xavier 34 (Love 8, Raymond 6, McLean 6),



Josh Duncan led Xavier to an NCAA Tournament Elite Eight appearance in 2008 under head coach Sean Miller. He averaged 18.3 ppg. for XU's run and earned a spot on the NCAA Tournament All-West Regional Team.

Assists – Portland State 12 (Waters 4, Murray 2, Dominguez 2), Xavier 12 (Jackson 3, Anderson 3), 3-Point FG – Portland State 8-21 (Murray 3-6, Polis 2-2, Dominguez 2-5, Coston 1-2, Nelson 0-2, Waters 0-4), Xavier 8-19 (Raymond 3-7, Jackson 3-7, Redford 1-2, Holloway 1-2, Brown 0-1), Total fouls – Portland State 18, Xavier 17, Technical fouls – None, A – 12,194

Game 36: Xavier (#4 seed) vs. Wisconsin (#12 seed), 2009 NCAA Tournament Second Round, Sunday, March 22 at Taco Bell Arena (Boise, Idaho)

Wisconsin (49) – Marcus Landry 8-14 2-2 18, Jon Leuer 1-2 1-2 4, Joe Krabbenhoft 0-2 0-0 0, Trevon Hughes 3-16 11-13 17, Jason Bohannon 2-12 0-0 5, Jordan Taylor 0-1 0-0 0, Tim Jarmusz 1-1 0-0 3, Rob Wilson 0-0 0-0 0, Keaton Nankivil 1-8 0-0 2, **Totals: 16-56 14-17 49**

Xavier (60) – Derrick Brown 3-10 2-2 10, C.J. Anderson 1-6 3-6 5, Jason Love 0-3 2-2 2, B.J. Raymond 4-11 5-6 15, Dante Jackson 2-5 3-4 8, Brad Redford 0-0 0-0 0, Jamel McLean 3-5 0-0 6, Kenny Frease 3-3 1-4 7, Tu Holloway 2-3 2-2 7, **Totals: 18-46 18-26 60**

Halftime – Wisconsin 27, Xavier 25, Fouled Out – Krabbenhoft (Wisconsin), Brown (Xavier), Rebounds – Wisconsin 30 (Landry 10, Hughes 4, Bohannon 4), Xavier 37 (Anderson 8, Jackson 5), Assists – Wisconsin 5 (Taylor 2), Xavier 12 (Anderson 3, Holloway 3, Jackson 3), 3-Point FG – Wisconsin 3-20 (Jarmusz 1-1, Bohannon 1-7, Leuer 1-1, Krabbenhoft 0-1, Nankivil 0-1, Hughes 0-7, Landry 0-2), Xavier 6-14 (Brown 2-3, Raymond 2-7, Jackson 1-2, Holloway 1-2), Total Fouls – Wisconsin 23, Xavier 20, Technical Fouls – None, A – 12,184

Game 37: Xavier (#4 seed) vs. Pittsburgh (#1 seed), 2009 NCAA Tournament East Regional Semifinal, Thursday, March 26 at TD Banknorth Garden, (Boston, Mass.)


Xavier (55) – Derrick Brown 6-15 0-0 14, C.J. Anderson 2-9 2-2 6, Jason Love 0-0 1-2 1, B.J. Raymond 6-19 2-2 15, Dante Jackson 4-7 0-0 9, Brad Redford 1-4 0-0 3, Jamel McLean 1-4 0-0 2, Kenny Frease 1-3 2-2 4, Tu Holloway 0-3 1-2 1, **Totals: 21-64 8-10 55**

Pittsburgh (60) – Tyrell Biggs 0-0 0-0 0, Sam Young 7-16 4-4 19, DeJuan Blair 5-16 0-1 10, LeVance Fields 5-11 2-5 14, Jermaine Dixon 2-9 0-0 4, Gilbert Brown 2-5 2-2 7, Ashton Gibbs 0-3 0-0 0, Brad Wanamaker 1-5 4-7 6, Gary McGhee 0-0 0-0 0, **Totals: 22-65 12-19 60**


Halftime – Xavier 37, Pitt 29, Fouled Out – Jackson (XU), Rebounds – Xavier 44 (Brown 9, Anderson 8), Pitt 44 (Blair 17, Brown 6), Assists – Xavier 9 (Anderson 3, Brown and Holloway 2), Pitt 9 (Fields 6, Young 1, Blair 1, Brown, 1), Turnovers – Xavier 10, Pitt 9. 3-Point FG – Xavier 5-23 (Brown 2-6, Raymond 1-8, Jackson 1-3, Redford 1-4, Holloway 0-2), Pitt 4-15 (Fields 2-5, Young 1-2, Dixon 0-3, Brown 1-2, Gibbs 0-2, Wanamaker 0-1), Total Fouls – Xavier 17, Pitt 13, Technical Fouls – None, A – 18,831

Game 38: Minnesota (#11 seed) vs. Xavier (#6 seed), 2010 NCAA Tournament First Round, Friday, March 19 at Bradley Center (Milwaukee, Wisc.)

Minnesota (54) – Damian Johnson 3-7 1-2 7, Ralph Sampson 2-8 0-0 4, Lawrence Westbrook 6-16 4-4 19, Blake Hofferbar 2-7 0-0 6, Devoe Joseph 1-6 2-3 4, Paul Carter



Stanley Burrell and fellow seniors Josh Duncan and Drew Lavender led Xavier to the 2008 NCAA Tournament Elite Eight under head coach Sean Miller.



Justin Cage was a starter on Xavier's 2004 Elite Eight team as a freshman and scored his career-high of 25 points as a senior in the heartbreaking overtime loss to No. 1 seed Ohio State in the 2007 NCAA Tournament Second Round.

1-6 1-2 4, Bryant Allen 0-0 0-0 0, Devron Bostick 2-5 0-0 5, Justin Cobbs 0-0 0-0 0, Rodney Williams 0-0 0-0 0, Colton Iverson 2-7 1-3 5, **Totals: 19-62 9-14 54**

Xavier (65) – Jamel McLean 3-9 1-3 7, Dante Jackson 2-7 3-4 9, Jason Love 1-9 5-5 7, Tu Holloway 2-10 2-3 6, Jordan Crawford 11-21 1-2 28, Mark Lyons 1-4 0-0 2, Brad Redford 0-0 0-0 0, Andrew Taylor 0-0 0-0 0, Kenny Frease 3-6 0-2 6, **Totals: 23-67 12-19 65**

Halftime – Minnesota 26, Xaver 26, Fouled Out – None, Rebounds – Minnesota 41 (Carter 9, Hofferbar 7), Xavier 50 (McLean 14, Love 8), Assists – Minnesota 14 (Johnson 4, Joseph 4), Xavier 15 (Crawford 5, Holloway 4), 3-Point FG – Minnesota 7-26 (Westbrook 3-8, Hofferbar 2-6, Carter 1-3, Bostick 1-3, Johnson 0-3, Joseph 0-3), Xavier 7-20 (Crawford 5-11, Jackson 2-6, Holloway 0-2, Lyons 0-1), Total Fouls – Minnesota 18, Xavier 16, Technical Fouls – None, A – 17,847

Game 39: Xavier (#6 seed) vs. Pittsburgh (#3 seed), 2010 NCAA Tournament Second Round, Sunday, March 21 at Bradley Center (Milwaukee, Wisc.)

Xavier (71) – Jamel McLean 1-4 0-2 2, Dante Jackson 3-6 0-2 9, Jason Love 5-8 4-5 14, Tu Holloway 4-7 5-5 13, Jordan Crawford 9-15 5-5 27, Mark Lyons 0-3 1-4 1, Brad Redford 2-3 0-0 5, Andrew Taylor 0-0 0-0 0, Kenny Frease 0-4 0-0 0, **Totals: 24-50 15-23 71**

Pittsburgh (68) – Nasir Robinson 4-8 0-1 8, Gary McGhee 0-1 0-0 0, Ashton Gibbs 6-16 3-4 19, Brad Wanamaker 5-13 6-10 16, Jermaine Dixon 1-9 0-0 2, Travon Woodall 2-5 0-0 4, Chase Adams 0-0 0-0 0, Gilbert Brown 5-9 1-1 14, Dante Taylor 2-3 1-2 5, J.J. Richardson 0-0 0-0 0, **Totals: 25-64 11-18 68**

Halftime – Xavier 35, Pittsburgh 28, Fouled Out – Brown (Pittsburgh), Rebounds – Xavier 31 (Love 8, McLean 6, Crawford 6), Pittsburgh 40 (Wanamaker 10, Dixon 5, Woodall 5), Assists – Xavier 9 (Holloway 3, Lyons 2), Pittsburgh 12 (Wanamaker 5, Woodall 5), 3-Point FG – Xavier 8-16 (Crawford 4-7, Jackson 3-6, Redford 1-2, Lyons 0-1), Pittsburgh 7-21 (Gibbs 4-13, Brown 3-4, Robinson 0-1, Wanamaker 0-1, Dixon 0-1, Woodall 0-1), Total Fouls – Xavier 16, Pittsburgh 18, Technical Fouls – None, A – 18,031

Game 40: Xavier (#6 seed) vs. Kansas State (#2 seed), 2010 NCAA Tournament West Regional Semifinal, Thursday March 25 at EnergySolutions Arena (Salt Lake City, Utah)

Xavier (96) – Jamel McLean 0-2 5-6 5, Jason Love 5-13 1-2 11, Dante Jackson 4-7 0-0 11, Tu Holloway 6-14 10-13 26, Jordan Crawford 13-29 3-4 32, Brian Walsh 0-0 0-0 0, Mark Lyons 1-3 0-0 2, Brad Redford 2-4 0-0 6, Kevin Feehey 0-0 0-0 0, Andrew Taylor 0-0 3-4 3, Kenny Frease 0-0

0-0 0, **Totals: 31-72 22-29 96**

Kansas State (101) – Dominique Sutton 2-3 0-1 4, Curtis Kelly 9-17 3-6 21, Luis Colon 1-1 0-3 2, Jacob Pullen 9-20 4-4 28, Denis Clemente 10-24 3-3 25, Jordan Henriquez 0-1 0-0 0, Martavius Irving 0-1 0-0 0, Rodney McGruder 0-1 0-0 0, Chris Merriewether 0-0 3-4 3, Jamar Samuels 4-7 6-8 14, Wally Judge 2-3 0-0 4, **Totals: 37-78 19-29 101**

Halftime – Xavier 32, Kansas State 31, **End of Regulation** – Xavier 72, Kansas State 72, **End of First Overtime** – Xavier 87, Kansas State 87, Fouled Out – McLean (Xavier), Sutton (Kansas State), Judge (Kansas State), Rebounds – Xavier 51 (Love 15, McLean 7), Kansas State 40 (Kelly 8, Clemente 5, Samuels 5), Assists – Xavier 12 (Holloway 6, Jackson 2, Crawford 2, Lyons 2), Kansas State 19 (Clemente 5, Kelly 4), 3-Point FG – Xavier 12-28 (Holloway 4-6, Jackson 3-6, Crawford 3-12, Redford 2-4), Kansas State 8-19 (Pullen 6-12, Clemente 2-6, Samuels 0-1), Total Fouls – Xavier 28, Kansas State 25, Technical Fouls – Lyons (Xavier), Clemente (Kansas State), A – 17,254

Game 41: Xavier (#6 seed) vs. Marquette (#11 seed), 2011 NCAA Tournament Second Round, Friday, March 18 at Quicken Loans Arena (Cleveland, Ohio)

Marquette (66) – Erik Williams 2-3 1-1 5, Jimmy Butler 5-8 5-6 15, Chris Otule 0-2 0-0 0, Darius Johnson-Odom 6-11 3-5 19, Dwight Buycks 3-7 1-2 8, Vander Blue 0-1 0-0 0, Junior Cadougan 2-2 1-3 5, Joseph Fulce 0-0 0-0 0, Jamail Jones 0-0 0-0 0, Jae Crowder 4-6 2-2 10, Robert Frozema 0-1 0-0 0, Davante Gardner 2-4 0-0 4, **Totals: 24-45 13-19 66**

Xavier (55) – Jamel McLean 1-6 2-5 4, Kenny Frease 4-6 4-4 12, Mark Lyons 3-9 0-0 6, Dante Jackson 4-11 1-2 10, Tu Holloway 1-8 2-2 5, Jordan Latham 0-0 0-0 0, Jay Canty 0-0 0-0 0, Andrew Taylor 7-8 2-2 16, Jeff Robinson 1-3 0-0 2, Griffin McKenzie 0-0 0-0 0, **Totals: 21-51 11-15 55**

Halftime – Marquette 33, Xavier 20, Fouled Out – Otule (Marquette), Rebounds – Marquette 26 (Crowder 6, Butler 5, Gardner 5), Xavier 30 (McLean 9, Frease 5), Assists – Marquette 13 (Butler 4, Johnson-Odom 2, Buycks 2, Crowder 2), Xavier 11 (Holloway 5, Frease 2, Lyons 2), 3-Point FG – Marquette 5-12 (Johnson-Odom 4-6, Buycks 1-3, Williams 0-1, Crowder 0-2), Xavier 2-13 (Holloway 1-5, Jackson 1-5, Robinson 0-1, Lyons 0-2), Total Fouls – Marquette 18, Xavier 19. Technical Fouls – None, A – 20,164

Game 42: Xavier (#10 Seed) vs. Notre Dame (#7 Seed), 2012 NCAA Tournament Second Round, Friday, March 16 at Greensboro Coliseum (Greensboro, N.C.)

Xavier (67) – Dezmine Wells 3-6 7-11 14, Andre Walker 1-1 6-10 8, Kenny Frease 4-8 2-2 10, Mark Lyons 3-9 0-0 8, Tu Holloway 10-15 3-4 25, Dee Davis 0-0 0-0 0, Brad Redford 0-0 0-0 0, Jeff Robinson 1-5 0-0 2, Travis Taylor 0-0 0-0 0, **Totals: 22-44 18-27 67**

Notre Dame (63) – Pat Connaughton 4-7 0-0 10, Jack Cooley 8-8 2-6 18, Eric Atkins 2-7 1-2 7, Scott Martin 4-9 1-1 11, Gerian Grant 4-13 0-0 11, Alex Dragicevich 1-3 0-0 2, Tom Knight 2-2 0-0 4, Joey Brooks 0-0 0-0 0, **Totals: 25-49 4-9 63**


Halftime – Xavier 31, Notre Dame 33, Fouled Out – Martin (Notre Dame), Rebounds – Xavier 30 (Wells 11, Walker 6), Notre Dame 21 (Cooley 7, Martin 7), Assists – Xavier 11 (Lyons 6, Holloway 2), Notre Dame 19 (Grant 7, Martin 3, Dragicevich 3), 3-Point-FG – Xavier 5-10 (Wells 1-2, Lyons 2-4, Holloway 2-4), Notre Dame 9-21 (Connaughton 2-4, Atkins 2-4, Martin 2-5, Grant 3-6, Dragicevich 0-2), Total Fouls – Xavier 14, Notre Dame 16. Technical Fouls- None, A – 16,523

Game 43: Lehigh (#15 Seed) vs. Xavier (#1 Seed), 2012 NCAA Tournament Third Round, Sunday, March 18 at Greensboro Coliseum (Greensboro, N.C.)

Lehigh (58) – John Adams 2-7 0-0 4, Gabe Knutson 3-5 5-6 11, Jordan Hamilton 0-6 0-0 0, C.J. McCollum 5-22 4-4 14, Mackey McKnight 7-15 3-8 20, Anthony D'Orazio 0-0 0-0 0, Holden Greiner 1-2 0-0 2, Stefan Cvrkalj 0-1 0-0 0, Justin Maneri 1-1 1-2 3, B.J. Bailey 2-5 0-0 4, **Totals: 21-64 13-20 58**

Xavier (70) – Dezmine Wells 0-2 0-0 0, Andre Walker 2-4 1-2 5, Kenny Frease 11-13 3-5 25, Mark Lyons 2-8 2-3 7, Tu Holloway 6-15 5-7 21, Dee Davis 2-3 0-0 6, Brad Redford 0-1 0-0 0, Justin Martin 1-3 0-0 2, Jeff Robinson 0-4 4-4 4, Travis Taylor 0-1 0-0 0, Griffin McKenzie 0-0 0-0 0, **Totals: 24-54 15-21 70**

Halftime – Lehigh 37, Xavier 33, Fouled Out – Knutson (Lehigh), Rebounds – Lehigh 36 (McCollum 8, Knutson 6), Xavier 43 (Frease 12, Robinson 8), Assists – Lehigh 4 (Bailey 2, McCollum 1, McKnight 1), Xavier 8 (Lyons 3, Walker 2, Holloway 2). 3-Point-FG – Lehigh 3-22 (Adams 0-4,



Tu Holloway led Xavier to the NCAA Tournament in each of his four seasons as a Musketeer, including three trips to the NCAA Sweet 16.

Hamilton 0-4, McCollum 0-6, McKnight 3-7, Bailey 0-1), Xavier 7-15 (Wells 0-1, Lyons 1-1, Holloway 4-8, Davis 2-3, Redford 0-1, Martin 0-1), Total Fouls – Lehigh 20, Xavier 15. Technical Fouls- None, A – 18,722

Game 44: Xavier (#10 Seed) vs. Baylor (#3 Seed), 2012 NCAA Tournament Regional Semifinal, Friday, March 23 at Georgia Dome (Atlanta, Ga.)

Xavier (70) – Dezmine Wells 1-6 0-0 2, Andre Walker 0-2 0-0 0, Kenny Frease 7-10 4-5 18, Mark Lyons 5-15 6-9 16, Tu Holloway 6-13 9-10 22, Dee Davis 1-1 0-0 2, Brad Redford 0-0 0-0 0, Justin Martin 2-4 0-0 6, Jeff Robinson 2-4 0-0 4, Travis Taylor 0-1 0-0 0, **Totals: 24-56 19-24 70**

Baylor (75) – Quincy Acy 8-11 4-4 20, Quincy Miller 3-7 0-0 6, Perry Jones III 7-8 0-0 14, Brady Heslip 3-7 4-4 11, Pierre Jackson 5-12 3-4 16, Deuce Bello 0-2 1-2 1, A.J. Walton 1-4 0-0 2, Cory Jefferson 0-1 0-0 0, Anthony Jones 2-5 0-0 5, **Totals: 29-57 12-14 75**

Halftime – Xavier 29, Baylor 36, Fouled Out – Walton (Baylor), Rebounds – Xavier 29 (Wells 5, Martin 5), Baylor 35 (Acy 15, Jones III 5), Assists – Xavier 10 (Holloway 3, Lyons 2, Walker 2), Baylor 21 (Jackson 10, Walton 5). 3-Point-FG – Xavier 3-15 (Wells 0-2, Walker 0-1, Lyons 0-4, Holloway 1-5, Martin 2-3), Baylor 5-15 (Miller 0-2, Heslip 1-3, Jackson 3-7, Walton 0-1, Jones 1-2), Total Fouls – Xavier 15, Baylor 17. Technical Fouls – None, A – 24,731

Game 45: North Carolina State (#12 Seed) vs. Xavier (#12 Seed), 2014 NCAA Tournament First Round-Midwest Region, Tuesday, March 18 at University of Dayton Arena (Dayton, Ohio)

North Carolina State (74) – T.J. Warren 10-18-5-8-25, Kyle Washington 3-3-0-0-6, Jordan Vandenberg 4-5-1-1-6 9, Tyler Lewis 3-6-0-1-7, Ralston Turner 6-11-2-2-17, Anthony Barber 1-1-0-0-2, Desmond Lee 0-4-4-4-4, Lennard Freeman 1-3-0-0-2, BeeJay Anya 1-2-0-0-2, **Totals: 29-53-12-16-74**

Xavier (59) – Justin Martin 3-12-2-2-8, Isaiah Philmore 4-6-3-4-11, Matt Stainbrook 9-15-1-4-19, Semaj Christon 6-11-1-2-14, Dee Davis 1-4-2-2-5, Jalen Reynolds 0-4-2-2-2, James Farr 0-0-0-0-0, Brandon Randolph 0-0-0-0-0, Myles Davis 0-3-0-0-0, Erik Stenger 0-0-0-0-0, **Totals: 23-55-11-16-59**

Halftime – North Carolina State 34, Xavier 28, Rebounds – North Carolina State 29 (Freeman 6, Warren 5), Xavier 31 (Stainbrook 9, Reynolds 7), Assists – North Carolina State 16 (Lewis 8, Warren 2, Vandenberg 2, Turner 2), Xavier 7 (Christon 4, D. Davis 2). 3-Point-FG – North Carolina State 4-14 (Warren 0-2, Lewis 1-3, Turner 3-7, Lee 0-2), Xavier 2-14 (Martin 0-6, Christon 1-2, D. Davis 1-3, M. Davis 0-3), Total Fouls – North Carolina State 14, Xavier 17. Technical Fouls – None, A – 12,077

Game 46: Ole Miss (#11 Seed) vs. Xavier (#6 Seed), 2015 NCAA Tournament Second Round, Thursday, March 19 at Veterans Memorial Arena (Jacksonville, Fla.)

Ole Miss (57) – M.J. Rhett 6-9 0-0 12, Sebastian Saiz 2-5 0-0 4, Martavious Newby 3-12 0-1 7, Jarvis Summers 0-8 0-0 0, Stefan Moody 5-18 2-2 14, Terence Smith 1-3 0-0 3, LaDarius White 4-10 1-2 11, Anthony Perez 0-1 0-0 0,

Dwight Coleby 2-4 0-0 4, Aaron Jones 1-3 0-0 2, **Totals: 24-73 3-5 57**

Xavier (76) – James Farr 2-3 1-4 6, Trevon Bluiett 1-5 2-2 4, Matt Stainbrook 8-10 4-4 20, Remy Abell 3-5 1-1 8, Dee Davis 5-10 3-4 17, Larry Austin Jr. 1-2 0-0 2, Jalen Reynolds 2-12 2-4 6, Brandon Randolph 0-0 0-0 0, Myles Davis 2-5 0-0 6, Sean O'Mara 0-0 1-2 1, J.P. Macura 2-4 0-0 6, **Totals: 26-56 14-21 76**

Halftime – Ole Miss 24, Xavier 36, Fouled Out – None, Rebounds – Ole Miss 39 (Newby 13, Saiz 5), Xavier 44 (Farr 13, Stainbrook 9), Assists – Ole Miss 16 (Summers 7, Moody 4), Xavier 17 (Stainbrook 5, D. Davis 3), 3-Point-FG – Ole Miss 6-27 (Newby 1-3, Summers 0-4, Moody 2-9, Smith 1-3, White 2-7, Perez 0-1), Xavier 10-23 (Farr 1-1, Bluiett 0-2, Abell 1-2, D. Davis 4-9, M. Davis 2-5, Macura 2-4), Total Fouls – Ole Miss 21, Xavier 14. Technical Fouls – Xavier, Stainbrook, A- 11,758

Game 47: Georgia State (#14 Seed) vs. Xavier (#6 Seed), 2015 NCAA Tournament Third Round, Saturday, March 21 at Veterans Memorial Arena (Jacksonville, Fla.)

Georgia State (67) – Markus Crider 5-8 0-0 10, Curtis Washington 4-5 0-0 8, Kevin Ware 3-4 2-4 8, Ryan Green 1-4 0-0 2, R.J. Hunter 6-15 5-5 20, Isaiah Dennis 0-1 0-0 0, Jalen Brown 1-1 0-0 3, Jordan Session 1-1 0-0 2, T.J. Shipes 3-3 2-4 8, Carter Cagle 0-0 0-0 0, Ryan Harrow 2-4 0-0 6, **Totals: 26-46 9-13 67**

Xavier (75) – James Farr 0-1 2-2 2, Trevon Bluiett 1-3 0-0 3, Matt Stainbrook 4-5 1-2 9, Remy Abell 2-5 4-5 8, Dee Davis 3-3 8-9 15, Larry Austin Jr. 0-0 0-0 0, Jalen Reynolds 8-9 5-5 21, Myles Davis 5-8 2-2 17, Sean O'Mara 0-0 0-0 0, J.P. Macura 0-0 0-0 0, **Totals: 23-34 22-25 75**

Halftime – Georgia State 28, Xavier 32, Fouled Out – Crider (Georgia State), Green (Georgia State), Rebounds – Georgia State 12 (Hunter 4, Washington 3), Xavier 23 (Stainbrook 6, Reynolds 6), Assists – Georgia State 17 (Hunter 5, Ware 4), Xavier 13 (D. Davis 5, Abell 2, Stainbrook 2, Bluiett 2), 3-Point-FG – Georgia State 6-14 (Green 0-1, Hunter 3-8, Brown 1-1, Harrow 2-4), Xavier 7-13 (Bluiett 1-2, Abell 0-2, D. Davis 1-1, M. Davis 5-8), Total Fouls – Georgia State 22, Xavier 17. Technical Fouls – None, A – 13,687

Game 48: Xavier (#6 Seed) vs. Arizona (#2 Seed), 2015 NCAA Tournament West Regional Semifinal, Thursday, March 26 at Staples Center (Los Angeles, CA)

Xavier (60) – Farr 1-3 0-0 2, Bluiett 1-6 0-0 2, Stainbrook 6-11 5-7 17, Remy Abell 1-4 2-2 5, Dee Davis 5-7 1-2 12, Larry Austin Jr. 0-0 0-0 0, Jalen Reynolds 5-9 2-2 12, Myles Davis 2-7 3-3 8, J.P. Macura 1-4 0-0 2, **Totals: 22-51 13-16 60**

Arizona (68) – Stanley Johnson 4-10 2-2 12, Brandon Ashley 3-7 2-3 8, R. Hollis-Jefferson 1-4 3-4 5, Kaleb Tarczewski 3-8 6-6 12, T.J. McConnell 6-14 4-4 17, Parker Jackson-Cartwright 1-1 0-0 2, Gabe York 3-8 0-0 9, Dusan Ristic 0-0 0-0 0, Elliott Pitts 1-2 0-0 3, **Totals: 22-54 17-19 68**

Halftime – Xavier 28, Arizona 28, Fouled Out – None, Rebounds – Xavier 31 (Stainbrook 10, M. Davis 5), Arizona 33 (Tarczewski 12, McConnell 7), Assists – Xavier 9 (D. Davis 4, Stainbrook 2, M. Davis 2), Arizona 10 (McConnell 5, Jackson-Cartwright 2), 3-Point-FG – Xavier 3-17 (Farr 0-1, Bluiett 0-4, Stainbrook 0-1, Abell 1-3, D. Davis 1-2, M. Davis 1-3, Macura 0-3), Arizona 7-22 (Johnson 2-5, Ashley 0-1, Hollis-Jefferson 0-1, McConnell 1-6, York 3-8, Pitts 1-1), Total Fouls – Xavier 16, Arizona 14. Technical Fouls – None, A – 18,809

Game 49: Weber State (#15 Seed) vs. Xavier (#2 Seed), 2016 NCAA Tournament First Round, Friday, March 18 at Scottrade Center (St. Louis, Mo.)

Weber State (53) – Joel Bolomboy 6-15 1-3 14, Zach Braxton 3-5 1-3 7, Ryan Richardson 0-1 0-0 0, McKay Cannon 4-12 0-0 10, Jeremy Senglin 3-11 1-2 7, Cody John 0-0 0-0 0, Richaud Gittens 3-7 1-2 8, Dusty Baker 1-1 0-0 2, Kyn-dahl Hill 2-5 1-1 5, **Totals: 22-57 5-11 53**

Xavier (71) – Jalen Reynolds 6-9 0-0 12, Edmond Sumner 1-6 0-0 2, Trevon Bluiett 4-10 0-0 10, Remy Abell 4-7 0-0 11, Myles Davis 3-9 0-0 6, Larry Austin Jr. 0-0 0-0 0, James Farr 7-15 4-4 18, Alex Bergen 0-0 0-0 0, Tim Stainbrook 0-0 0-0 0, Kaiser Gates 3-3 0-0 7, Kevin Coker 0-0 0-0 0, Sean O'Mara 0-0 0-0 0, J.P. Macura 2-3 0-0 5, **Totals: 30-62 4-4 71**

Halftime – Weber State 23, Xavier 34, Fouled Out – None, Rebounds – Weber State 27 (Bolomboy 10, Hill 4), Xavier 43 (Farr 15, Davis 8), Assists – Weber State 9 (Cannon 5, Senglin 3), Xavier 14 (Sumner 6, Davis 6), 3-Point FG – Weber State 4-21 (Bolomboy 1-3, Richardson 0-1, Cannon 2-8, Senglin 0-5, Gittens 1-4), Xavier 7-14 (Sumner 0-1, Bluiett 2-6, Abell 3-3, Davis 0-2, Gates 1-1, Macura 1-1),

Total Fouls – Weber State 14, Xavier 16, Technical Fouls – None, A-14,425

Game 50: Wisconsin (#7 Seed) vs. Xavier (#2 Seed), 2016 NCAA Tournament Second Round, Sunday, March 20 at Scottrade Center (St. Louis, Mo.)

Wisconsin (66) – Nigel Hayes 2-10 2-4 6, Ethan Happ 7-10 4-5 18, Vitto Brown 5-9 0-0 12, Zak Showalter 2-5 0-0 4, Bronson Koenig 6-15 2-2 20, Jordan Hill 1-5 0-0 2, Charlie Thomas 0-1 0-0 0, Khalil Iverson 1-1 0-2 2, Alex Illikainen 1-3 0-0 2, **Totals: 25-59 8-13 66**

Xavier (63) – Jalen Reynolds 6-7 1-2 13, Edmond Sumner 4-13 3-7 11, Trevon Bluiett 3-11 0-0 7, Remy Abell 3-9 5-5 13, Myles Davis 1-5 2-2 5, Larry Austin Jr. 0-0 0-0 0, James Farr 0-1 2-3 2, Kaiser Gates 0-0 1-2 1, Sean O'Mara 2-2 0-0 4, J.P. Macura 3-6 0-0 7, **Totals: 22-54 14-21 63**

Halftime – Wisconsin 30, Xavier 33, Fouled Out – None, Rebounds – Wisconsin 38 (Hayes 8, Happ 7, Koenig 7), Xavier 36 (Reynolds 9, Sumner 6, Bluiett 6), Assists – Wisconsin 12 (Hayes 3, Hill 3), Xavier 10 (Sumner 5, Abell 2, Macura 2), 3-Point FG – Wisconsin 8-27 (Hayes 0-5, Brown 2-5, Showalter 0-1, Koenig 6-12, Hill 0-2, Thomas 0-1, Illikainen 0-1), Xavier 5-16 (Sumner 0-3, Bluiett 1-2, Abell 2-5, Davis 1-3, Macura 1-3), Total Fouls – Wisconsin 21, Xavier 17, Technical Fouls – None, A-15,169

Game 51: Xavier (#11 Seed) vs. Maryland (#6 Seed), 2017 NCAA Tournament First Round, Thursday, March 16 at Amway Center (Orlando, Fla.)

Xavier (76): Tyrique Jones 0-1 0-0 0, Quentin Goodin 3-7 3-3 9, Trevon Bluiett 7-15 2-2 21, Malcolm Bernard 2-4 1-2 6, J.P. Macura 4-10 2-6 10, Kaiser Gates 4-7 0-0 11, RaShid Gaston 0-0 1-2 1, Sean O'Mara 5-6 8-9 18, **Totals: 25-50 17-24 76**

Maryland (65): Justin Jackson 5-9 2-3 14, Damonte Dodd 0-0 2-4 2, Anthony Cowan 1-4 2-2 4, Melo Trimble 5-15 2-4 13, Kevin Huerter 5-13 6-6 19, Jaylen Brantley 1-3 0-0 3, Dion Wiley 0-1 0-0 0, L.G. Gill, 0-1 0-0 0, Jared Nickens 1-2 0-0 2, Ivan Bender 4-6 0-0 8, **Totals: 22-54 14-19 65**

Halftime – Xavier 35, Maryland 36, Fouled Out – None, Rebounds – Xavier 34 (O'Mara 7, Bernard 6), Maryland 24 (Huerter 4, Cowan 4), Assists – Xavier 15 (Goodin 9, Bernard 2), Maryland 13 (Huerter 5, Cowan 5), 3-Point FG – Xavier 9-23 (Goodin 0-1, Bluiett 5-10, Bernard 1-2, Macura 0-4, Gates 3-6), Maryland 7-27 (Jackson 2-3, Cowan 0-1, Trimble 1-9, Huerter 3-8, Brantley 1-3, Wiley 0-1, Gill 0-1, Nickens 0-1), Total Fouls – Xavier 17, Maryland 19, Technical Fouls – None, A – 15,869

Game 52: Xavier (#11 Seed) vs. Florida State (#3 Seed), 2017 NCAA Tournament Second Round, Saturday, March 18 at Amway Center (Orlando, Fla.)

Xavier (91): Tyrique Jones 6-7 1-1 13, Quentin Goodin 2-8 1-3 6, Trevon Bluiett 8-14 10-14 29, Malcolm Bernard 2-3 1-1 6, J.P. Macura 4-10 0-0 10, Leighton Schrand 0-1 0-0 0, Cullen Barr 0-0 0-0 0, Alex Bergen 0-0 0-0 0, Tim Stainbrook 0-1 0-0 0, Kaiser Gates 5-6 0-0 14, Conor Peterson 0-0 0-0 0, RaShid Gaston 1-2 0-0 2, Sean O'Mara 2-2 7-7 11, **Totals: 30-54 20-26 91**



Trevon Bluiett, who led XU to an NCAA Tournament No. 1 seed in 2018, led XU to the 2017 Elite Eight with a team-high 21.7 ppg. and earned a spot on the NCAA All-West Regional Team.

Florida State (66): Jonathan Isaac 4-7 0-1 8, Michael Ojo 0-0 4-4 4, Dwayne Bacon 9-18 2-2 20, Terance Mann 0-2 1-2 1, Xavier Rathan-Mayes 7-15 1-3 16, Phil Cofer 0-1 0-0 0, CJ Walker 0-3 0-0 0, Trent Forrest 0-3 0-0 0, PJ Savoy 2-5 4-5 10, Braian Angola-Rodas 1-5 2-2 5, Christ Koumadje 0-0 0-0 0, Jarquez Smith 1-1 0-0 2, Brandon Allen 0-0 0-0 0, Totals: 24-60 14-19 66

Halftime: Xavier 44, Florida State 34, Fouled Out – Isaac (Florida State), Rebounds – Xavier 36 (Bluiett 6, Bernard 5, Gates 5, O'Mara 5), Florida State 33 (Isaac 12, Rathan-Mayes 7), Assists – Xavier 20 (Goodin 5, Macura 5), Florida State 10 (Rathan-Mayes 3, Bacon 3), 3-Point FG – Xavier 11-17 (Goodin 1-1, Bluiett 3-5, Bernard 1-2, Macura 2-3, Stainbrook 0-1, Gates 4-5), Florida State 4-21 (Isaac 0-1, Bacon 0-5, Mann 0-2, Rathan-Mayes 1-5, Walker 0-1, Savoy 2-4, Angola-Rodas 1-3), Total Fouls – Xavier 20, Florida State 24, Technical Fouls – None, A – 17,308

Game 53: Xavier (#11 Seed) vs. Arizona (#2 Seed), 2017 NCAA Tournament West Regional Semifinal, Thursday, March 23 at SAP Center (San Jose, Calif.)

Xavier (73): Tyrique Jones 2-5 0-0 4, Quentin Goodin 1-5 0-0 2, Trevon Bluiett 9-17 4-4 25, Malcolm Bernard 5-6 2-3 15, J.P. Macura 5-11 4-5 14, Kaiser Gates 1-3 1-1 3, RaShid Gaston 1-1 0-0 2, Sean O'Mara 4-5 0-3 8, Totals: 28-53 11-16 73

Arizona (71): Lauri Markkanen 3-9 2-2 9, Dusan Ristic 7-10 3-3 17, Rawle Alkins 2-7 0-0 4, Kadeem Allen 3-7 0-0 8, Alonzo Trier 8-19 0-0 19, Parker Jackson-Cartwright 1-5 2-2 5, Kobi Simmons 2-4 1-2 5, Chance Comanche 1-1 2-2 4, Keanu Pinder 0-0 0-0 0, Totals: 27-62 10-11 71

Halftime – Xavier 35, Arizona 37, Fouled Out – None, Rebounds – Xavier 27 (Macura 7, Bernard 6), Arizona 35 (Trier 9, Markkanen 8), Assists – Xavier 14 (Goodin 6, Macura 5), Arizona 14 (Jackson-Cartwright 5, Trier 3, Allen 3), 3-Point FG – Xavier 6-16 (Goodin 0-1, Bluiett 3-8, Bernard 3-3, Macura 0-2, Gates 0-2), Arizona 7-27 (Markkanen 1-6, Alkins 0-3, Allen 2-3, Trier 3-10, Jackson-Cartwright 1-4, Simmons 0-1), Total Fouls – Xavier 14, Arizona 18, Technical Fouls – Bluiett (Xavier), Allen (Arizona), A – 16,884

Game 54: Xavier (#11 Seed) vs. Gonzaga (#1 Seed), 2017 NCAA Tournament West Regional Final, Saturday, March 25 at SAP Center (San Jose, Calif.)

Xavier (59): Tyrique Jones 2-2 0-0 4, Quentin Goodin 3-8 3-3 9, Trevon Bluiett 3-14 3-5 10, Malcolm Bernard 2-8 1-4 5, J.P. Macura 7-13 3-4 18, Leighton Schrand 0-0 0-0 0, Cullen Barr 0-0 0-0 0, Alex Bergen 0-0 0-0 0, Tim Stainbrook 0-1 0-0 0, Kaiser Gates 1-5 1-2 3, Conor Peterson 0-0 0-0 0, RaShid Gaston 2-4 1-2 5, Sean O'Mara 2-7 1-2 5, Totals: 22-62 13-22 59

Gonzaga (83): Johnathan Williams 8-12 2-8 19, Przemek Karnowski 2-4 1-3 5, Jordan Mathews 2-9 5-5 11, Nigel Williams-Goss 7-19 5-8 23, Josh Perkins 4-8 0-0 11, Silas Melson 2-2 0-0 5, Bryan Alberts 0-0 0-0 0, Rui Hachimura 1-1 0-0 3, Jeremy Jones 0-0 0-0 0, Ryan Edwards 0-0 0-0 0,



J.P. Macura, who led No. 1 seed XU at 23.0 ppg. in the 2018 NCAA Tournament, helped XU reach the 2017 Elite Eight with his 13.0 ppg., 4.8 rpg. and 3.3 apg. He earned a spot on the 2017 NCAA All-West Regional Team.

Zach Collins 3-4 0-1 6, Killian Tillie 0-2 0-0 0, Dustin Triano 0-0 0-0 0, Totals: 29-61 13-25 83

Halftime – Xavier 39, Gonzaga 49, Fouled Out – Collins (Gonzaga), Rebounds – Xavier 41 (Gates 7, Bluiett 7), Gonzaga 41 (Williams-Goss 8, Williams 8), Assists – Xavier 6 (Macura 2, Goodin 2), Gonzaga 15 (Williams-Goss 4, Karnowski 3), 3-Point FG – Xavier 2-16 (Goodin 0-1, Bluiett 1-6, Bernard 0-3, Macura 1-2, Stainbrook 0-1, Gates 0-3), Gonzaga 12-24 (Williams 1-1, Mathews 2-7, Williams-Goss 4-7, Perkins 3-7, Melson 1-1, Hachimura 1-1), Total Fouls – Xavier 22, Gonzaga 19, Technical Fouls – Team (Xavier), A – 17,011

Game 55: Texas Southern (#16 Seed) vs. Xavier (#1 Seed), 2018 NCAA Tournament First Round, Friday, March 16 at Bridgestone Arena (Nashville, Tenn.)

Texas Southern (83): Donte' Clark 2-7 8-9 12, Derrick Bruce 6-16 3-4 18, Domontrae Jefferson 7-22 4-4 20, Trayvon Reed 4-6 2-2 10, Cainan McClelland 0-0 0-0 0, Lamont Walker 2-2 0-0 4, Marquis Salmon 1-2 3-4 5, Robert Lewis 4-10 3-4 14, Totals: 26-65 23-27 83

Xavier (102): Quentin Goodin 2-5 1-4 6, Trevon Bluiett 7-17 9-13 26, Kerem Kanter 11-15 1-2 24, Naji Marshall 1-1 1-1 3, J.P. Macura 11-16 2-3 29, Tyrique Jones 2-3 3-3 7, Paul Scruggs 1-3 1-2 4, Elias Harden 0-1 1-2 1, Leighton Schrand 0-0 0-0 0, Nick Vanderpohl 0-0 0-0 0, Matt Singleton 0-0 0-0 0, Kaiser Gates 0-1 2-2 2, Sean O'Mara 0-2 0-0 0, Totals: 35-64 21-32 102

Halftime – Texas Southern 37, Xavier 49, Fouled Out – Clark (Texas Southern), Reed (Texas Southern), Gates (Xavier), Rebounds – Texas Southern 31 (Salmon 9, Reed 6), Xavier 42 (Marshall 6, Macura 6), Assists – Texas Southern 12 (Jefferson 7, Lewis 2), Xavier 19 (Goodin 7, Bluiett 3, Jones 3, Scruggs 3), 3-Point FG – Texas Southern 8-25 (Clark 0-2, Bruce 3-10, Jefferson 2-6, Lewis 3-7), Xavier 11-24 (Goodin 1-2, Bluiett 3-10, Kanter 1-2, Macura 5-6, Scruggs 1-3, Gates 0-1), Total Fouls – Texas Southern 21, Xavier 22, Technical Fouls – Jefferson (Texas Southern, Team (Texas Southern), A – 17,549

Game 56: Florida State (#9 Seed) vs. Xavier (#1 Seed), 2018 NCAA Tournament Second Round, Sunday, March 18 at Bridgestone Arena (Nashville, Tenn.)

Florida State (75): Phil Cofer 3-8 3-3 10, CJ Walker 0-3 2-2 2, Braian Angola-Rodas 5-12 2-2 15, Christ Koumadje 0-1 2-2 2, Brandon Allen 0-0 0-0 0, Trent Forrest 5-8 4-5 14, PJ Savoy 3-6 2-2 11, Ike Obiagu 1-1 0-0 2, Terance Mann 4-5 1-2 10, MJ Walker 0-6 0-0 0, Mfiondu Kabengele 3-5 3-4 9, Totals: 24-55 19-22 75

Xavier (70): Quentin Goodin 2-5 2-2 6, Trevon Bluiett 2-8 3-4 8, Kerem Kanter 6-10 3-4 15, Naji Marshall 0-1 0-0 0, J.P. Macura 6-8 3-6 17, Tyrique Jones 2-3 3-6 7, Paul Scruggs 3-9 4-6 11, Kaiser Gates 2-5 1-2 6, Sean O'Mara 0-0 0-0 0, Totals: 23-49 19-30 70

Halftime – Florida State 32, Xavier 34, Fouled Out – Macura (Xavier), Rebounds – Florida State 32 (Angola-Rodas 6, Kabengele 6), Xavier 33 (Kanter 6, Macura 5, Jones 5, Gates 5), Assists – Florida State 7 (Angola-Rodas 3, Forrest 3), Xavier 11 (Goodin 2, Macura 2, Scruggs 2), 3-Point FG – Florida State 8-23 (Cofer 1-5, C.J. Walker 0-1, Angola-Rodas 3-7, Savoy 3-5, Mann 1-1, M.J. Walker 0-4), Xavier 5-13 (Bluiett 1-3, Kanter 0-1, Marshall 0-1, Macura 2-3, Scruggs 1-2, Gates 1-3), Total Fouls – Florida State 23, Xavier 22, Technical Fouls – None, A – 17,552

Game 57: Kennesaw St. (#14 seed) vs. Xavier (#3 seed), 2023 NCAA Tournament First Round, Friday, March 17 at Greensboro Coliseum (Greensboro, N.C.)

Kennesaw St. (67) - Demond Robinson 4-7 0-0 8, Terrell Burden 6-16 2-5 14, Chris Youngblood 5-10 2-3 14, Brandon Stroud 0-5 2-2 2, Spencer Rodgers 4-8 0-0 10, Simeon Cottle 3-5 0-0 7, Cole LaRue 0-0 0-0 0, Alex Peterson 3-7 0-1 6, Kasen Jennings 2-3 0-0 4, Armani Harris 0-0 0-0 0, Quincy Ademokoya 0-3 2-2 2, Totals: 27-64 8-13 67

Xavier (72) - Jerome Hunter 8-11 8-8 24, Jack Nunge 4-10 2-4 10, Souley Boum 5-13 6-6 17, Colby Jones 4-13 4-8 12, Adam Kunkel 3-5 1-2 8, Desmond Claude 0-0 1-2 1, Cesare Edwards 0-0 0-0 0, Totals: 24-52 22-30 72

Halftime - Kennesaw St. 43, Xavier 36, Fouled Out – Youngblood (Kennesaw St.), Rebounds – Kennesaw St. 38 (Robinson 8, Burden 7), Xavier 36 (J. Nunge 11, Jones 6), Assists – Kennesaw St. 12 (Jennings 4, Robinson 2, Burden 2), Xavier 16 (Kunkel 6, Jones 4), 3-point FG – Kennesaw St. 5-19 (Youngblood 2-3, Rodgers 2-5, Cottle 1-2, Robinson 0-1, Burden 0-1, Stroud 0-3, Jennings 0-1, Ademokoya 0-3), Xavier 2-12 (Kunkel 1-2, Boum 1-5, Nunge 0-3, Jones 0-2), Total Fouls – Kennesaw St. 21, Xavier 17, Technical Fouls – None, A – 16,150



Adam Kunkel led Xavier in scoring at 14.7 ppg. in the 2023 NCAA Tournament, helping XU reach the Sweet 16. Kunkel tied XU's school record for most 3-point field goals in an NCAA Tournament game with five in the second round win over Pittsburgh and five more in the Regional Semifinal vs. Texas.

Game 58: Pittsburgh (#11 Seed) vs. Xavier (#3 Seed), 2023 NCAA Tournament Second Round, Sunday, March 19 at Greensboro Coliseum (Greensboro, N.C.)

Pittsburgh (73) - Blake Hinson 7-13 1-2 18, Guillermo Diaz Graham 4-7 3-6 11, Nelly Cummings 3-14 2-2 9, Greg Elliot 1-6 3-3 6, Jamarius Burton 7-18 2-3 16, Nike Sibande 3-9 0-2 6, Jorge Diaz Graham 2-3 2-2 7, Federico Federico 0-0 0-0 0, Totals: 27-70 13-20 73

Xavier (84) - Jerome Hunter 6-10 2-2 14, Jack Nunge 8-12 2-5 18, Souley Boum 3-13 7-8 14, Colby Jones 4-9 0-1 10, Adam Kunkel 5-11 0-0 15, Desmond Claude 3-7 5-10 11, Cesare Edwards 1-1 0-0 2, Totals: 30-63 16-26 84

Halftime – Pittsburgh 34, Xavier 48, Fouled Out – Jack Nunge (Xavier), Rebounds – Pittsburgh 41 (Sibande 9, G. Diaz Graham 8), Xavier 44 (Jones 14, Boum 7), Assists – Pittsburgh 11 (Cummings 5, G. Diaz Graham 2, Burton 2), Xavier 22 (Jones 7, Boum 5), 3-point FG – Pittsburgh 6-20 (Hinson 3-8, G. Diaz Graham 0-1, Cummings 1-5, Elliott 1-2, Burton 0-1, Sibande 0-1, J. Diaz Graham 1-2), Xavier 8-24 (Kunkel 5-8, Jones 2-3, Nunge 0-2, Boum 1-7, Claude 0-4), Total Fouls – Pittsburgh 18, Xavier 21, Technical Fouls – Team (Pittsburgh), A – 16,517

Game 59: Xavier (#3 Seed) vs. Texas (#2 Seed), 2023 NCAA Tournament Regional Semifinal, Friday, March 24 at T-Mobile Center (Kansas City, Mo.)

Xavier (71) - Jerome Hunter 1-3 1-2 3, Jack Nunge 6-19 2-4 15, Souley Boum 4-11 4-4 12, Colby Jones 7-15 0-0 15, Adam Kunkel 8-10 0-0 21, Desmond Claude 1-4 1-2 3, Cesare Edwards 1-2 0-0 2, Kam Craft 0-0 0-0 0 Totals: 28-64 8-12 71

Texas (83) - Timmy Allen 4-7 2-4 11, Dylan Disu 0-0 0-0 0, Dillion Mitchell 0-0 0-0 0, Tyrese Hunter 7-11 2-3 19, Marcus Carr 7-16 2-2 18, Christian Bishop 8-12 2-2 18, Sir' Jabari Rice 6-10 3-6 16, Arterio Morris 0-3 0-0 0, Brock Cunningham 0-2 1-2 1 Totals: 32-61 12-19 83

Halftime – Xavier 25, Texas 42, Fouled Out – None, Rebounds – Xavier 36 (J. Nunge 11, Hunter 7, Jones 7), Texas 32 (Bishop 9, Allen 6), Assists – Xavier 12 (Jones 6, Boum 2), Texas 16 (Carr 6, Rice 3, Cunningham 3), 3-point FG – Xavier 7-17 (Kunkel 5-6, Jones 1-4, Nunge 1-5, Boum 0-2), Texas 7-12 (Hunter 3-3, Carr 2-3, Allen 1-1, Morris 0-2, Rice 1-2, Cunningham 0-1), Total Fouls – Xavier 15, Texas 16, Technical Fouls – None, A – 17,429

XAVIER SINGLE GAME NCAA TOURNAMENT SCORING HIGHS

PTS.	XAVIER PLAYER (Opponent)	SITE	DATE
32	Jordan Crawford vs. Kansas State	EnergySolutions Arena	3-25-10
31	Lionel Chalmers vs. Mississippi State	TD Waterhouse Centre	3-21-04
29	J.P. Macura vs. Texas Southern	Bridgestone Arena	3-16-18
29	Trevon Bluiett vs. Florida State	Amway Center	3-18-17
29	Tyrone Hill vs. Kansas State	Hoosier Dome	3-16-90
29	Byron Larkin vs. Missouri	Hoosier Dome	3-12-87
28	Jordan Crawford vs. Minnesota	Bradley Center	3-19-10
28	Romain Sato vs. Oklahoma	American Airlines Center	3-17-02
27	Jordan Crawford vs. Pittsburgh	Bradley Center	3-21-10
27	Derek Strong vs. Texas	Reunion Arena	3-22-90
26	Trevon Bluiett vs. Texas Southern	Bridgestone Arena	3-16-18
26	Tu Holloway vs. Kansas State	EnergySolutions Arena	3-25-10
26	Josh Duncan vs. West Virginia	U.S. Airways Center	3-27-08
25	Trevon Bluiett vs. Arizona	SAP Center	3-23-17
25	Tu Holloway vs. Notre Dame	Greensboro Coliseum	3-16-12
25	Kenny Frease vs. Lehigh	Greensboro Coliseum	3-18-12
25	Justin Cage vs. Ohio State	Rupp Arena	3-17-07
25	Lionel Chalmers vs. Louisville	TD Waterhouse Centre	3-19-04
24	Jerome Hunter vs. Kennesaw State	Greensboro Coliseum	3-17-23

XAVIER SINGLE GAME NCAA TOURNAMENT REBOUNDING HIGHS

REB.	XAVIER PLAYER (Opponent)	SITE	DATE
16	Derrick Brown vs. BYU	Rupp Arena	3-15-07
16	Brian Grant vs. Indiana	Hoosier Dome	3-21-93
15	James Farr vs. Weber State	Scotttrade Center	3-18-16
15	Jason Love vs. Kansas State	EnergySolutions Arena	3-25-10
15	Tyrone Hill vs. Texas	Reunion Arena	3-22-90
14	Colby Jones vs. Pittsburgh	Greensboro Coliseum	3-19-23
14	Jamel McLean vs. Minnesota	Bradley Center	3-19-10
14	Anthony Myles vs. Mississippi State	TD Waterhouse Centre	3-21-04
14	Derek Strong vs. Texas	Reunion Arena	3-22-90
14	Tyrone Hill vs. Kansas State	Hoosier Dome	3-16-90

XAVIER SINGLE GAME NCAA TOURNAMENT ASSIST HIGHS

AST.	XAVIER PLAYER (Opponent)	SITE	DATE
9	Quentin Goodin vs. Maryland	Amway Center	3-16-17
9	Drew Lavender vs. Purdue	Verizon Center	3-22-08
9	Jamal Walker vs. Georgetown	Hoosier Dome	3-18-90
9	Jamal Walker vs. Michigan	The Omni	3-17-89
9	Ralph Lee vs. Alabama	Charlotte Coliseum	3-14-86
8	Drew Lavender vs. Ohio State	Rupp Arena	3-17-07
8	Jamal Walker vs. Nebraska	Humphrey Metrodome	3-14-91

OPPONENT SINGLE GAME NCAA TOURNAMENT SCORING HIGHS

PTS.	OPPONENT PLAYER (Opponent)	SITE	DATE
35	Adam Morrison (Gonzaga)	Huntsman Center	3-16-06
35	Steve Henson (Kansas State)	Hoosier Dome	3-16-90
32	Travis Mays (Texas)	Reunion Arena	3-22-90
28	Jacob Pullen (Kansas State)	EnergySolutions Arena	3-25-10
28	Charles O'Bannon (UCLA)	The Palace of Auburn Hills	3-15-97
28	Lance Blanks (Texas)	Reunion Arena	3-22-90

OPPONENT SINGLE GAME NCAA TOURNAMENT REBOUNDING HIGHS

REB.	OPPONENT PLAYER (Opponent)	SITE	DATE
17	DeJuan Blair (Pittsburgh)	TD Banknorth Garden	3-26-09
16	Locksley Collie (Texas)	Reunion Arena	3-22-90
15	Quincy Acy (Baylor)	Georgia Dome	3-23-12
15	Ed Noe (Morehead State)	Kentucky State Fairgrounds	3-14-61
13	Jerome Williams (Georgetown)	Tallahassee/Leon Co. Civic Center	3-17-95
13	Martavious Newby (Ole Miss)	Jacksonville Veterans Memorial Arena	3-19-15

XAVIER CAREER HIGH POINT TOTALS IN NCAA TOURNAMENT

- 160 by Romain Sato (nine games: 2001-04)
- 154 by Lionel Chalmers (nine games: 2001-04)

MOST NCAA TOURNAMENT WINS

- 7 Jason Love (2007-10)
- 7 Dante Jackson (2008-11)
- 7 Trevon Bluiett (2015-18)
- 7 J.P. Macura (2015-18)
- 6 Tu Holloway (2008-12)
- 6 Kenny Frease (2008-12)
- 6 B.J. Raymond (2006-09)

* Win totals only include games if the player played and was listed in the official box score.

XAVIER SINGLE GAME NCAA TOURNAMENT HIGHS

FIELD GOALS MADE

- 13 Jordan Crawford vs. Kansas State (3-25-10)
- 11 Lionel Chalmers vs. Miss. State (3-21-04)
- 11 Derek Strong vs. Texas (3-22-90)
- 11 Richie Harris vs. Alabama (3-14-86)

3-POINT FIELD GOALS MADE

- 5 Adam Kunkel vs. Texas (3-24-23)
- 5 Adam Kunkel vs. Pittsburgh (3-19-23)
- 5 J.P. Macura vs. Texas Southern (3-16-18)
- 5 Trevon Bluiett vs. Maryland (3-16-17)
- 5 Jordan Crawford vs. Minnesota (3-19-10)
- 5 Dedrick Finn vs. Miss. State (3-21-04)
- 5 Romain Sato vs. Louisville (3-19-04)
- 5 Lionel Chalmers vs. Troy State (3-21-03)
- 5 Romain Sato vs. Oklahoma (3-17-02)

FREE THROWS MADE

- 17 Tyrone Hill vs. Kansas State (3-16-90)
- 16 Byron Larkin vs. Missouri (3-12-87)



Xavier earned a trip to the 2017 NCAA Tournament West Regional Final. It marked the third time that Xavier has made an Elite Eight appearance, joining the 2004 and 2008 teams. XU earned the school's first-ever No. 1 seed the following year in the 2018 NCAA Tournament.



HALL OF FAME MEMBERS

Note: 2023-24 inductees (highlighted in bold) will bring the number to 159 inductees.

Daniel S. Abramowicz ('67) football
 Sara E. Bachus ('01) volleyball
 Dexter L. Bailey ('84) basketball
 Rob Bakker ('00) soccer, tennis
 Raymond Baldwin trainer, golf coach
 Thomas N. Ballaban ('51) football
Rylan T. Bannon ('17) **baseball**
 Charles M. Barrett ('34) football
 Roger W. Bertoia ('57) football
 Abigail M. Bessler ('17) volleyball
 Lynette M. Bihn ('95) basketball
 Edward G. Biles coach
 J. Kenneth Blackwell ('70) football
Trevon N. Bluiett ('18) **basketball**
 James W. Boothe ('57) basketball
 Tara N. Boothe ('06) basketball
 James J. Brockhoff ('56) tennis, football, coach
 Leonard L. Brown ('99) basketball
Phil H. Bucklew ('36) **football, basketball**
 Herbert B. Budde ('53) basketball
 James P. Bunning ('53) baseball
 Edward T. Burns ('28) football, basketball, boxing, baseball
 Stanley D. Burrell ('08) basketball
 Matthew J. Bykowski ('90) rifle
 Justin E. Cage ('07) basketball
 Paul D. Cain ('29) football, basketball, baseball

Dennis F. Caponi ('67) football
 Lionel D. Chalmers II ('03) basketball
 Jamie T. Christman ('97) swimming
 Lauren E. Clary ('05) tennis
 Thomas Clines ('28) football, basketball, baseball, tennis
 Michael J. Conaton ('55) football
 Sheila M. Connolly ('79) basketball, volleyball, admin.
 Clem Crowe coach, administrator
 Dr. William E. Daily ('57) athletic board
 Terrance A. Daniels ('79) basketball
 Michael S. Davenport ('91) basketball
 Sabrina A. DiBiagio ('91) rifle
 Stephen M. Dixon ('99) golf
 Justin J. Doellman ('07) basketball
 Timothy E. Donovan, Jr. ('01) golf
 Joshua D. Duncan ('08) basketball
 Timothy J. Dydo ('74) football
 Robert J. Finnell ('52) football
 Sr. Rose Ann Fleming academic advisor
 Jeffrey H. Fogelson athletic director
 Daniel M. Froehle ('86) baseball
 Terrence M. Garrigan ('81) soccer
 Joseph L. Geiger ('64) basketball
 Peter J. Gillen coach
 George C. Gilmartin ('52) football
 Jamison L. Gladden ('93) basketball
 Scott M. Gordon ('89) baseball
 Brian W. Grant ('94) basketball
 Amanda E. Gruber ('98) soccer
 Annette E. Gruber ('01) soccer
 James J. Gruber ('67) baseball
 Nick S. Hagglund ('14) soccer
 Jill M. Hampton ('02) volleyball
 Amber S. Harris ('10) basketball
 Arthur A. Hauser ('54) football
 Michael Hawkins ('95) basketball
 Anthony J. Hicks ('83) basketball
 Tyrone Hill ('90) basketball
 Angela C. Hinrichs ('04) swimming
 James E. Hoff, S.J. President and Chancellor
 Jack H. Hoffman ('52) football
 Terrell Holloway ('12) basketball
 Albert B. Howe ('39) football, basketball
 Ann Marie Hubbard ('99) soccer
 M. Julie Isphording ('83) marathon runner
 Dr. Jerome N. Janson ('36) team physician
 Jay J.M. Johnson ('05) baseball
 Alan C. Joseph, Jr. ('80) rifle, coach
 Robert C. Judd ('54) football
 Stephen N. Junker ('57) football
 Karyn Juziuk ('99) rifle
 Thrine M. Kane ('03) rifle



Trevon Bluiett, a consensus 2018 Second Team All-America selection as a senior, earned First Team All-BIG EAST and All-BIG EAST Tournament three times each. He led XU to an NCAA Tournament No. 1 seed in 2018. Bluiett is second on XU's all-time scoring list with 2,261 points and 12th on Xavier's all-time rebounding list with 762. His 116 career double-figure scoring games are just one shy of the school record.

Tommy E. Kauffmann ('11) cross country, track
 Kathleen M. Keating ('72) swimming
 Joseph W. Kelly ('27) basketball, football, baseball
 Myron M. Kilgore ('58) football
 Stanley R. Kimbrough ('89) basketball
 William M. Kirvin ('62) basketball
 Edward L. Kluska ('40) football, basketball, baseball, coach
 Jason K. Kokrak ('07) golf
 Robert J. Konkoly ('57) football
 Nicole E. Kremer ('99) basketball
 Joseph R. Kruse ('37) football, basketball
 John F. Kucia ('69) administrator
 Stacey M. Land ('85) basketball
 Byron K. Larkin ('88) basketball
 Ralph O. Lee ('86) basketball
 Nicole M. Levandusky ('01) basketball
 James M. Liber ('51) football
Sydney P. Liggins ('17) tennis
 Gary L. Lumpkin ('99) basketball
J.P. Macura ('18) basketball
 Andrew P. MacWilliams media
 Carol A. Madsen ('94) basketball
 John G. Martinkovic ('51) football
 Laurie J. Massa coach, administrator
 Doug D. Matthews ('09) tennis
 James J. McCafferty coach, administrator
 Malcolm H. McMullen ('50) basketball, golf
 Joseph Meyer coach, administrator
 J. James Murphy ('51) football
 Chester A. Mutryn ('43) football, basketball, baseball
 H. Frederick Nebel ('38) football
 Thomas P. O'Brien ('47) administrator
 Timothy R. O'Connell ('68) baseball, basketball
 Karen Ohe ('83) basketball, volleyball
 Elizabeth L. Osterday ('00) volleyball
 Jo Ann Osterkamp ('84) basketball
 Jason A. Parker ('96) rifle
 Hal Pennington ('34) football, basketball
 Jennifer L. Phillips ('01) basketball
 Ta'Shia K. Phillips ('11) basketball
 Kate M. Pleiman ('13) tennis
 David V. Piontek ('56) basketball
 Reetta S. Piipari ('03) basketball
 James M. Posey ('99) basketball
 George E. "Skip" Prosser coach
 Robert Quick ('68) basketball
 Luther Rackley ('69) basketball
 Donald J. Ruberg ('51) baseball, basketball, coach
 Leo P. Sack ('36) basketball, football
 Romain G. Sato ('04) basketball
 Mark A. Schmidt ('27) football, supporter
 Marla A. Schuerman ('92) soccer
 Sally J. Schulte ('97) volleyball
 Theodore P. Shalloe ('85) baseball
 John J.T. Shinnars ('69) football

Robert J. Sieber ('77) polo, soccer
 Eugene F. Smith ('52) basketball
 Judith G. Smith ('84) basketball
 Luke C. Spencer ('13) soccer
 Peter Spoerl ('83) baseball
 Robert J. Staak coach, administrator
 Henry W. Stein ('59) basketball
 Derek L. Strong ('90) basketball
 Joseph G. Sunderman ('79) basketball, radio announcer
 Douglas M. Tegge ('95) men's soccer
 Daniel J. Tehan ('28) football, basketball
 Jodi Thelen ('90) volleyball, coach
 R. Jack Thobe ('62) basketball
 Stephen M. Thomas ('66) basketball
 Taru T. Tuukkanen ('01) basketball
 Joseph P. Viviano ('59) basketball
 David R. von Haefen ('94) golf
 Jamal Walker ('91) basketball
 David M. West ('03) basketball
 John A. Wiethe ('34) football, basketball, baseball
 Carroll E. Williams ('67) football
 Darnell L. Williams ('99) basketball
 Louis J. Witte ('99) baseball
 Marty Wolf ('79) basketball, tennis
 Ned W. Wulk coach
 Michael A. Zenedjian Jr. ('12) swimming
 *Note: Names are listed as they were when they were at XU.



J.P. Macura was a key leader of the 2018 team that won the BIG EAST Conference Regular Season Championship. Macura and Trevon Bluiett made the NCAA Tournament in each of their four seasons, including the 2017 Elite Eight, the 2015 Sweet 16 and the Second Round in 2016 and 2018. Bluiett and Macura made the 2017 NCAA All-West Regional Team.



Trevon Bluiett was a consensus selection as a Second Team All-American as a senior for the 2017-18 season. Bluiett and 2003 National Player of the Year David West are the only Musketeers ever named to the AP first or second team.

TREVON BLUIETT

2015-16

USA Today Third Team

2017-18

Associated Press Second Team

National Association of Basketball Coaches Second Team

United States Basketball Writers Association Second Team

Sporting News Second Team

USA Today Second Team

CBS Sports Second Team

NBC Sports Second Team

NCAA.com Second Team

John R. Wooden Award All-America Team

Lute Olson All-America Team

LENNY BROWN

1996-97

Basketball Weekly Honorable Mention

1998-99

John R. Wooden Finalist

SOULEY BOUM

2022-23

Associated Press Hon. Mention

The Field of 68 Third Team

Stadium Third Team

College Hoops Today Third Team



Edmond Sumner was a 2015-16 Kyle Macy Freshman All-American (*CollegiateInsider.com*). Other Musketeers that have won the award include Semaj Christon and Myles Davis.

SEMAJ CHRISTON

2012-13

Kyle Macy Freshman All-American (*CollegiateInsider.com*)

JORDAN CRAWFORD

2009-10

Sporting News Third Team

MYLES DAVIS

2013-14

Kyle Macy Freshman All-American (*CollegiateInsider.com*)

JAMIE GLADDEN

1989-90

Basketball Times Freshman Fifth Team

1992-93

Associated Press Honorable Mention

BRIAN GRANT

1990-91

Basketball Times Freshman Seventh Team

1993-94

John R. Wooden Finalist
Associated Press Honorable Mention



Jordan Crawford earned All-America honors following his first and only season on Xavier's active roster. *Sporting News* named Crawford as a 2009-10 Third Team All-American.

ANTHONY HICKS

1982-83

Sporting News Honorable Mention

Associated Press Honorable Mention

TYRONE HILL

1988-89

Associated Press Honorable Mention

1989-90

Basketball Times Third Team

Associated Press Honorable Mention

TU HOLLOWAY

2010-11

Associated Press Third Team

Basketball Times Third Team

FOXSports.com Third Team

CBSSports.com Third Team

SI.com Third Team

Sporting News Third Team

CollegiateInsider.com All-American

2011-12

CollegiateInsider.com All-American

T.J. JOHNSON

1994-95

Basketball Weekly Freshman Honorable Mention



Tu Holloway was named 2010-11 Third Team All-American by several major media outlets. He was named AP Third Team All-American, joining David West as the only XU players to make one of AP's top three teams as an underclassman.

BYRON LARKIN

1984-85

Basketball Weekly All-Freshman Second Team

Basketball Times All-Freshman Team

1985-86

Associated Press Honorable Mention

1986-87

Sporting News Honorable Mention

1987-88

United Press International Second Team


Scripps Howard Second Team

Associated Press Third Team

GARY MASSA

1977-78


Basketball Weekly All-Freshman Team



Byron Larkin earned Second Team All-America (UPI and Scripps Howard) and Third Team All-America (AP) honors following his senior season, 1987-88.



Tyrone Hill, seen here battling Alonzo Mourning and Dikembe Mutombo in XU's 1990 NCAA Tournament win over Georgetown, earned *Basketball Times* Third Team All-America honors as a senior.



David West, 2003 National Player of the Year, is the most decorated player in Xavier basketball history. He earned AP national honors in each of his final three seasons.



Steve Thomas, who averaged a school-record 30.0 ppg. in the 1963-64 season, earned 1964 First Team All-American honors from the Helms Foundation and *Basketball News*.

JAMES POSEY

1998-99

College Hoops Insider "Top 15"
John R. Wooden Finalist

BOB QUICK

1967-68

Associated Press
Honorable Mention

ROMAIN SATO

2003-04

Associated Press
Honorable Mention

HANK STEIN

1957-58

Converse Second Team

1958-59

United Press International
Third Team

EDMOND SUMNER

2015-16

Kyle Macy Freshman
All-American
(*CollegeInsider.com*)

STEVE THOMAS

1963-64

Basketball News First Team
Helms Foundation First Team
AP, United Press International
and *Sporting News*
Honorable Mention

DAVID WEST

2000-01

Associated Press
Honorable Mention

2001-02

Associated Press Second Team
United States Basketball
Writers

Association Second Team
Basketball Times Second Team
FOXSports.com Second Team
NABC Third Team

Sporting News Third Team
Basketball America Third Team
Dick Vitale's "Rolls Royce
Super Five"

Collegeinsider.com
All-American

John R. Wooden Finalist

2002-03

Associated Press First Team &
**AP National
Player of the Year**

United States Basketball Writers
Association First Team &
**USBWA National
Player of the Year**

Basketball Times First Team &
**BT National
Player of the Year**


National Association of
Basketball Coaches First Team
John R. Wooden First Team
ESPN.com First Team

Sporting News First Team
Dick Vitale's "Rolls Royce
Super Five"


Collegeinsider.com All-American
& *Collegeinsider.com*
National MVP

NABC/Pete Newell Big Man of
the Year
Senior CLASS Award

David West, Trevon Bluiett, Tu Holloway and Byron Larkin are the only Xavier players ever named to the post-season Associated Press First, Second or Third teams. West was the 2003 AP National Player of the Year and was on the 2002 AP Second Team. Bluiett was a 2018 AP Second Team pick. Holloway earned 2011 AP Third Team honors. Larkin, now an XU radio analyst, earned 1988 AP Third Team honors.



James Posey played for the gold-medal winning Team USA at the 1998 Goodwill Games at Madison Square Garden in New York City.



Byron Larkin made the Team USA squad as the first alternate at both guard positions for the 1987 Pan Am Games. Former Xavier teammate Tyrone Hill won a gold medal at the 1987 Olympic Sports Festival.



T.J. Johnson won a gold medal at the 1995 Olympic Sports Festival.



Michael Hawkins was a key member of Team USA in 1998 and 1999. Hawkins is the first XU player to play more than one year for USA Basketball.

XAVIER PLAYERS IN THE NBA DRAFT



Year	Player	Team	Round	Pick
1949	Malcolm McMullen	Baltimore	—	—
1952	Gene Smith	Minneapolis	—	—
1953	Huck Budde	Minneapolis	Ninth	—
1954	Bob Heim	Baltimore	Sixth	—
1956	Dave Piontek	Rochester	Third	—
1957	Jim Boothe	Cincinnati	12th	—
1958	Frank Tartaron	Cincinnati	11th	—
1959	Hank Stein	St. Louis	Third	—
	Joe Viviano	Cincinnati	Tenth	—
1962	Jack Thobe	Cincinnati	Fourth	33
	Bill Kirvin	Philadelphia	Eighth	70
	Frank Pinchback	Cincinnati	11th	95
1964	Joe Geiger	Cincinnati	Eighth	—
	Bob Pelkington	Philadelphia	Eighth	—
1966	Bryan Williams	St. Louis	Eighth	—
1968	Bob Quick	Baltimore	Second	18
1969	Luther Rackley	Cincinnati	Third	37
1973	Bob Fullarton	Buffalo	Ninth	140
	Conny Warren	Philadelphia	12th	175
1979	Nick Daniels	Kansas City	Seventh	145
1983	Tony Hicks	Milwaukee	Seventh	157
	Jon Hanley	Cleveland	Tenth	208
1984	Vic Fleming	Portland	Second	26
	Jeff Jenkins	Seattle	Fourth	83
	John Shimko	Cleveland	Ninth	187
	Dexter Bailey	Denver	Tenth	215
1990	Tyrone Hill	Golden State	First	11*
	Derek Strong	Philadelphia	Second	47
1994	Brian Grant	Sacramento	First	8*
1998	Torrye Braggs	Utah	Second	57
1999	James Posey	Denver	First	18
2003	David West	New Orleans	First	18
2004	Lionel Chalmers	L.A. Clippers	Second	33
	David Young	Seattle	Second	41
	Romain Sato	San Antonio	Second	52
2009	Derrick Brown	Charlotte	Second	40
2010	Jordan Crawford	+ New Jersey	First	27
2014	Semaj Christon	^ Miami	Second	55
2017	Edmond Sumner	# New Orleans	Second	52
2023	Colby Jones	% Charlotte	Second	34

* – Lottery Pick
 + Draft rights traded on NBA Draft night to Atlanta
 ^ Draft rights traded on NBA Draft night to Charlotte and then to Oklahoma City
 # Draft rights traded on NBA Draft night to Indiana
 % Draft rights traded on NBA Draft night to Sacramento



Xavier graduate Brian Grant, who played 13 seasons in the NBA, was selected in the NBA Draft lottery. He is Xavier's high-est-ever selection at eighth overall in 1994.



Tyrone Hill was the first Xavier graduate to get drafted in the NBA Draft lottery, taken by Golden State with the 11th pick in the 1990 draft.



Colby Jones was chosen in the second round of the 2023 NBA Draft with the 34th pick overall. He is in his first NBA season with the Sacramento Kings.

FORMER XAVIER PLAYERS IN THE NBA

TORRAYE BRAGGS

Houston (2003-05)
Washington (2003-04)
Two seasons

DERRICK BROWN

Charlotte (2009-11)
New York (2011-12)
Charlotte (2011-12)
Three seasons

LIONEL CHALMERS

L.A. Clippers (2004-05)
Minnesota (2005-06)
Atlanta (2006-07)
Three seasons

SEMAJ CHRISTON

Oklahoma City (2014-15)
Oklahoma City (2016-17)
Two seasons

JORDAN CRAWFORD

Atlanta (2010-11)
Washington (2011-13)
Boston (2012-14)
Golden State (2013-14)
New Orleans (2016-18)
Six seasons

KAISER GATES

New Orleans (2023-present)

BRIAN GRANT

NBA All-Rookie (1994-95)
Sacramento (1994-97)
Portland (1997-2000)
Miami (2000-04)
L.A. Lakers (2004-05)
Phoenix (2005-06)
Boston (2006-2007)
13 seasons

MICHAEL HAWKINS

Boston (1996-97)
Sacramento (1998-99)
Charlotte (1999-2000)
Cleveland (2000-01)
Four seasons

TYRONE HILL

NBA All-Star (1994-95)
Golden State (1990-93)
Cleveland (1993-97)
Milwaukee (1997-99)
Philadelphia (1999-2001)
Cleveland (2001-03)
Philadelphia (2002-03)
Miami (2003-04)
14 seasons

COLBY JONES

Sacramento (2023-present)

STAN KIMBROUGH

Detroit (1989-90)
Sacramento (1992-93)
Two seasons

J.P. MACURA

Charlotte (2018-19)
One season

NAJI MARSHALL

New Orleans (2020-present)
Three seasons+

MALCOLM MCMULLEN

Indianapolis (1949-51)
Two seasons

DAVE PIONTEK

Rochester (1956-57)
Cincinnati (1957-59)
St. Louis (1959-61)
Chicago (1961-62)
Cincinnati (1962-63)
Seven seasons

JAMES POSEY

NBA All-Rookie (1999-00)
Denver (1999-2002)
Houston (2002-03)
Memphis (2003-05)
Miami (2005-2007)
Boston (2007-2008)
New Orleans (2008-10)
Indiana (2010-11)
12 seasons

BOB QUICK

Baltimore (1968-69)
Detroit (1969-72)
Four seasons

LUTHER RACKLEY

Cincinnati (1969-70)
Cleveland (1970-72)
N.Y. Knicks (1971-73)
Philadelphia (1973-74)
Five seasons

ROMAIN SATO

San Antonio (2004-05)
One Season

DEREK STRONG

Washington (1991-92)
Milwaukee (1992-94)
Boston (1994-95)
L.A. Lakers (1995-96)
Orlando (1996-2000)
L.A. Clippers (2000-01)
10 seasons

EDMOND SUMNER

Indiana (2017-21)
Brooklyn (2022-23)
Four seasons+

LARRY SYKES

Boston (1995-96)
One season

DAVID WEST

NBA All-Star (2008 & 2009)
New Orleans (2003-11)
Indiana (2011-15)
San Antonio (2015-16)
Golden State (2016-18)
15 seasons

AARON WILLIAMS

Utah (1993-94)
Milwaukee (1994-95)
Denver (1996-97)
Vancouver (1996-97)
Seattle (1997-99)
Washington (1999-2000)
New Jersey (2000-04)
Toronto (2004-05)
New Orleans (2005-06)
L.A. Clippers (2006-08)
14 seasons

DAVID YOUNG

Seattle (2004-05)
One Season



Edmond Sumner played the last two seasons with the Brooklyn Nets, averaging 7.1 points and 1.3 assists in 53 games last season. He entered the 2023-24 season as a free agent.



Naji Marshall has played each of the last three seasons with the New Orleans Pelicans. He averaged 9.1 points, 3.6 rebounds and 2.5 assists per game in 77 games in the 2022-23 season.

2023 ASSOCIATED PRESS FINAL POLL				
Rk	Team	Record	Pts.	Previous
1.	Alabama	29-5	1508	4
2.	Houston	31-3	1404	1
3.	Purdue	29-5	1367	5
4.	Kansas	27-7	1303	3
5.	Texas	26-8	1276	7
6.	Marquette	28-6	1244	6
7.	UCLA	29-5	1209	2
8.	Arizona	28-6	1155	8
9.	Gonzaga	28-5	1046	9
10.	UConn	25-8	854	11
11.	Baylor	22-10	779	10
12.	Duke	26-8	763	21
13.	Xavier	25-9	738	15
14.	Virginia	25-7	711	13
15.	Kansas State	23-9	709	12
16.	Miami	25-7	581	14
17.	Texas A&M	25-9	562	18
18.	San Diego State	27-6	550	20
19.	Saint Mary's	26-7	426	16
20.	Tennessee	23-10	381	17
21.	Indiana	22-11	332	19
22.	TCU	21-12	254	22
23.	Missouri	24-9	171	25
24.	Memphis	26-8	110	NR
25.	Florida Atlantic	31-3	99	NR

2018 ASSOCIATED PRESS FINAL POLL				
Rk	Team	Record	Pts.	Previous
1.	Virginia	31-2	1,625	1
2.	Villanova	30-4	1,554	2
3.	Xavier +	28-5	1,383	3
4.	Kansas	27-7	1,379	9
5.	Michigan State	29-4	1,304	4
6.	Cincinnati	30-4	1,230	8
7.	Michigan	28-7	1,213	7
8.	Gonzaga	30-4	1,199	6
9.	Duke	26-7	1,179	5
10.	North Carolina	25-10	1,100	12
11.	Purdue	28-6	1,047	10
12.	Arizona	27-7	918	15
13.	Tennessee	25-8	771	13
14.	Texas Tech	24-9	716	14
15.	West Virginia	24-10	663	18
16.	Wichita State	25-7	604	11
17.	Ohio State	24-8	600	17
18.	Kentucky	24-10	528	NR
19.	Auburn	25-7	501	16
20.	Clemson	23-9	439	19
21.	Houston	26-7	430	21
22.	Miami (Florida)	22-9	134	24
23.	Florida	20-12	102	23
24.	Nevada	27-7	93	22
25.	St. Mary's (Calif.)	28-5	71	20

+ School record

2016 ASSOCIATED PRESS FINAL POLL				
Rk	Team	Record	Pts.	Previous
1.	Kansas (63)	30-4	1,623	1
2.	Michigan State (2)	29-5	1,552	2
3.	North Carolina	28-6	1,488	7
4.	Virginia	26-7	1,384	4
5.	Oregon	28-6	1,371	8
6.	Villanova	29-5	1,283	3
7.	Oklahoma	25-7	1,215	6
8.	West Virginia	26-8	1,193	9
9.	Xavier	27-5	1,127	5
10.	Miami	25-7	920	11
	Kentucky	26-8	920	16
12.	Purdue	26-8	873	13
13.	Utah	26-8	870	12
14.	Indiana	25-7	828	10
15.	Texas A&M	26-8	682	17
16.	Louisville	23-8	585	14
17.	Arizona	25-8	559	15
18.	Maryland	25-8	489	18
19.	Duke	23-10	383	19
20.	Seton Hall	25-8	374	NR
21.	Baylor	22-11	347	21
22.	Iowa State	21-11	317	22
23.	California	23-10	270	24
24.	SMU	25-5	84	25
25.	Iowa	21-10	82	20

2011 ASSOCIATED PRESS FINAL POLL				
Rk	Team	Record	Pts.	Previous
1.	Ohio State (51)	32-2	1,611	1
2.	Kansas (14)	32-2	1,574	2
3.	Duke	30-4	1,472	5
4.	Pittsburgh	27-5	1,406	3
5.	Notre Dame	26-6	1,332	4
6.	San Diego State	32-2	1,322	7
7.	North Carolina	26-7	1,189	6
8.	Texas	27-7	1,069	10
9.	Connecticut	26-9	1,019	21
10.	Brigham Young	30-4	977	8
11.	Kentucky	25-8	928	15
12.	Syracuse	26-7	922	11
13.	Purdue	25-7	903	9
14.	Louisville	25-9	874	14
15.	Florida	26-7	840	12
16.	Wisconsin	23-8	619	13
17.	Arizona	27-7	516	16
18.	St. John's	21-11	433	17
19.	Utah State	30-3	333	23
20.	Xavier	24-7	270	18
21.	Kansas State	22-10	240	19
22.	West Virginia	20-11	178	20
23.	Washington	23-10	176	NR
24.	Texas A&M	24-8	152	NR
25.	Vanderbilt	23-10	130	NR

2010 ASSOCIATED PRESS FINAL POLL				
Rk	Team	Record	Pts.	Previous
1.	Kansas (65)	32-2	1,625	1
2.	Kentucky	32-2	1,559	2
3.	Duke	29-5	1,427	4
4.	Syracuse	28-4	1,412	3
5.	Ohio State	27-7	1,377	5
6.	West Virginia	27-6	1,365	7
7.	Kansas State	26-7	1,209	9
8.	New Mexico	29-4	1,043	8
9.	Villanova	24-7	961	10
10.	Purdue	27-5	915	6
11.	Butler	28-4	903	12
12.	Temple	29-5	843	17
13.	Michigan State	24-8	836	11
14.	Georgetown	23-10	788	22
15.	Tennessee	25-8	616	15
16.	Wisconsin	23-8	603	13
17.	Brigham Young	29-5	600	14
18.	Pittsburgh	24-8	566	16
19.	Baylor	25-7	550	21
20.	Maryland	23-8	394	19
21.	Vanderbilt	24-8	382	20
22.	Gonzaga	26-6	359	18
23.	Texas A&M	23-9	290	23
24.	Richmond	26-8	141	NR
25.	Xavier	24-8	106	24

2009 ASSOCIATED PRESS FINAL POLL				
Rk	Team	Record	Pts.	Previous
1.	Louisville (45)	28-5	1,740	5
2.	North Carolina (11)	28-4	1,654	1
3.	Memphis (11)	31-3	1,621	4
4.	Pittsburgh (3)	28-4	1,585	2
5.	Connecticut (1)	27-4	1,519	3
6.	Duke	28-6	1,444	9
7.	Oklahoma	27-5	1,281	6
8.	Michigan State	26-6	1,257	7
9.	Missouri	28-6	1,131	14
10.	Gonzaga	26-5	1,060	12
11.	Villanova	26-7	1,049	10
12.	Wake Forest	24-6	997	8
13.	Syracuse	26-9	903	18
14.	Kansas	25-7	874	11
15.	Washington	25-8	751	13
16.	Florida State	25-9	667	22
17.	Purdue	25-9	643	24
18.	UCLA	25-8	491	15
19.	Arizona State	24-9	381	23
20.	Xavier	25-7	351	19
21.	LSU	26-7	292	20
22.	Butler	26-5	284	16
23.	Marquette	24-9	277	21
24.	Clemson	23-8	264	17
25.	Utah	24-9	150	NR

SCHOOL RECORD FOR FINAL 2018 AP POLL

Xavier was ranked a school-record No. 3 in the final 2018 Associated Press Poll, which was released prior to the NCAA Tournament.

Xavier made each of the 19 Associated Press Polls in the 2017-18 season for the first time in school history, including the preseason, postseason and every regular season poll. Xavier reached a school-record ranking of No. 3 in the Feb. 26, March 5 and the Final AP Poll (March 12) during the 2017-18 campaign. XU was ranked in the AP Top 10 for 13 polls, including each of the last eight.

Prior to the 2017-18 season, Xavier reached as high as No. 5 in the Associated Press Poll for five weeks in the 2015-16 season (Jan. 18, Feb. 8, Feb. 22, Feb. 29 and March 7).

Xavier spent a school-record 14 straight polls in the AP Top 10 in the 2015-16 season.

A REGULAR IN THE AP POLL

Xavier has become a regular in the Associated Press Poll. Please note that the Final AP Poll is tallied prior to the NCAA Tournament (unlike the post-NCAA Tournament final Coaches Poll, now the *USA Today* Coaches Poll). The records in the AP Poll listings on these two pages are at the time of the poll.

Xavier recorded a then school-record tying ranking of 12th in the final Associated Press Poll in 2008 and 2003. Xavier's 2008 squad reached the NCAA Tournament Elite Eight. The 2003 season was the senior year for National Player of the Year **David West**.

IMPRESSIVE STREAK

Xavier was ranked 24th in the final 2012 ESPN/*USA Today* Coaches Poll. That marked the fifth straight year XU had appeared in the final Associated Press and/or Coaches Poll.


STREAKING IN THE AP POLL

Xavier spent a school-record 28 straight polls in the Associated Press Poll starting with the poll on December 2, 1996 before being left out of the February 8, 1998 poll. XU reached as high as seventh in the December 7, 1997 AP poll.

Xavier tied the then-school record in the 2008-09 season for highest regular season ranking in the Associated Press Poll when it climbed to number seven the week of



Stan Kimbrough, along with teammates Byron Larkin, Tyrone Hill, Derek Strong and J.D. Barnett, led Xavier to its first-ever appearance in the AP Final Poll in 1988. Kimbrough is seen here getting instructions from his head coach Pete Gillen, the second-winningest head coach in XU history and currently a CBS Sports Network analyst.



David West, the 2003 National Player of the Year and a three-time selection as Atlantic 10 Conference Player of the Year, led Xavier to the 2003 NCAA Tournament Second Round and a then-school-record ranking of 12th in the final Associated Press Poll. He is seen here in Xavier's win at rival Cincinnati his senior year. The 2017-18 team, which earned the school's first-ever No. 1 seed in the NCAA Tournament, owns the final AP Poll school record at No. 3.

2003 FINAL AP POLL

Rk	Team	Record	Points
1.	Kentucky (70)	29-3	1,774
2.	Arizona (1)	25-3	1,686
3.	Oklahoma	24-6	1,589
4.	Pittsburgh	26-4	1,539
5.	Texas	22-6	1,498
6.	Kansas	25-7	1,450
7.	Duke	24-6	1,224
8.	Wake Forest	24-5	1,160
9.	Marquette	23-5	1,147
10.	Florida	24-7	1,141
11.	Illinois	24-6	1,101
12.	Xavier	25-5	1,006
13.	Syracuse	24-5	968
14.	Louisville	24-6	826
15.	Creighton	29-4	605
16.	Dayton	25-5	584
17.	Maryland	19-9	580
18.	Stanford	23-8	539
19.	Memphis	23-6	468
20.	Mississippi State	21-9	372
21.	Wisconsin	22-7	369
22.	Notre Dame	22-9	313
23.	Connecticut	21-9	225
24.	Missouri	21-10	199
25.	Georgia	19-8	141

1988 FINAL AP POLL

1. Temple
 2. Arizona
 3. Purdue
 4. Oklahoma
 5. Duke
 6. Kentucky
 7. North Carolina
 8. Pittsburgh
 9. Syracuse
 10. Michigan
 11. Bradley
 12. Nevada-Las Vegas
 13. Wyoming
 14. North Carolina St.
 15. Loyola Marymount
 16. Illinois
 17. Iowa
 18. **Xavier** ^
 19. Brigham Young
 20. Kansas State
- ^ XU's first appearance in final AP Poll.

2008 ASSOCIATED PRESS FINAL POLL

Rk	Team	Record	Pts.	Previous
1.	North Carolina (53)	32-2	1,779	1
2.	Memphis (13)	33-1	1,710	2
3.	UCLA (5)	31-3	1,674	3
4.	Kansas (1)	31-3	1,596	5
5.	Tennessee	29-4	1,449	4
6.	Wisconsin	29-4	1,412	8
7.	Texas	28-6	1,390	6
8.	Georgetown	27-5	1,271	9
9.	Duke	27-5	1,223	7
10.	Stanford	26-7	1,122	11
11.	Butler	29-3	1,004	12
12.	Xavier	27-6	957	10
13.	Louisville	24-8	894	13
14.	Drake	28-4	794	16
15.	Notre Dame	24-7	672	14
16.	Connecticut	24-8	670	15
17.	Pittsburgh	26-9	586	NR
18.	Michigan State	25-8	523	19
19.	Vanderbilt	26-7	493	18
20.	Purdue	24-8	418	17
21.	Washington State	24-8	377	21
22.	Clemson	24-9	364	NR
23.	Davidson	26-6	253	23
24.	Gonzaga	25-7	232	20
25.	Marquette	24-9	174	25



December 15, 2008. Xavier broke that record in the 2015-16 season and again in the 2017-18 season. Drew Lavender and fellow seniors Josh Duncan and Stanley Burrell led Xavier to the 2008 NCAA Tournament Elite Eight and a then-school-record tying ranking of 12th in the final Associated Press Poll.

BACK IN THE AP POLL

Xavier cracked the Associated Press Top 20 in 1988 for the first time in 30 years. After winning 11 straight games, the 22-3 Musketeers were back in the AP Top 20 on Mon., Feb. 29, 1988. XU had not been ranked in the Top 20 in the AP or UPI poll since December of 1958.

XU went on to win a then-school record 15 straight games in 1988. XU took a 26-3 record into the 1988 NCAA Tournament, finishing number 18 in the final AP Top 20 Poll, before losing to Danny Manning and eventual NCAA Champion Kansas in the first round of the 1988 NCAA Tournament.

RECORD-SETTING FINISHES

Xavier set a then-school record for highest AP Poll finish at 12th in the 2002-03 season, the senior year for National Player of the Year **David West**. XU tied that record in 2008 and broke it in the 2015-16 season at No. 9. The 2017-18 team set the new standard at No. 3.

2023 USA TODAY COACHES FINAL POLL ^

Rk	Team	Record	Pts.	Previous
1.	UConn	31-8	800	12
2.	San Diego State	32-7	688	18
3.	Miami	28-8	665	15
4.	Alabama	31-6	629	2
5.	Florida Atlantic	35-4	615	25
6.	Houston	33-4	614	1
7.	Texas	29-9	587	7
8.	UCLA	31-6	532	6
9.	Kansas State	26-10	516	13
10.	Gonzaga	31-6	514	9
11.	Kansas	28-8	434	5
12.	Creighton	24-13	426	22
13.	Purdue	29-6	424	3
14.	Marquette	29-7	422	4
15.	Xavier +	27-10	332	14
16.	Tennessee	25-11	284	21
17.	Arizona	28-7	282	8
18.	Duke	27-9	232	16
19.	Baylor	23-11	216	11
20.	Michigan State	21-13	203	NR
21.	Arkansas	22-14	174	NR
22.	Saint Mary's	27-8	149	19
23.	Virginia	25-8	112	10
24.	Indiana	23-12	97	20
25.	Texas A&M	25-10	88	17

^ post-NCAA Tournament poll

2018 ESPN/USA TODAY COACHES FINAL POLL ^

Rk	Team	Record	Pts.	Previous
1.	Villanova (32)	36-4	800	2
2.	Michigan	33-8	756	7
3.	Kansas	31-8	734	3
4.	Duke	29-8	669	6
5.	Virginia	31-3	611	1
6.	Texas Tech	27-10	559	13
7.	Loyola (Chi)	32-6	555	NR
8.	Xavier +	29-6	531	4
9.	Purdue	30-7	500	11
10.	Gonzaga	32-5	476	8
11.	Michigan State	30-5	473	5
12.	Cincinnati	31-5	420	10
13.	West Virginia	26-11	402	14
14.	North Carolina	26-11	394	9
15.	Clemson	25-10	317	18
16.	Tennessee	26-9	287	12
17.	Kentucky	26-11	280	20
18.	Florida State	23-12	250	NR
19.	Kansas State	25-12	221	NR
20.	Nevada	29-8	201	25
21.	Ohio State	25-9	196	17
22.	Houston	27-8	149	19
23.	Auburn	26-8	108	21
24.	Texas A&M	22-13	107	NR
25.	Wichita St	25-8	83	16

^ post-NCAA Tournament poll
+ School record for the Final USA Today/ESPN Poll

2017 ESPN/USA TODAY FINAL POLL ^

Rk	Team	Record	Pts.	Previous
1.	North Carolina (31)	33-7	775	8
2.	Gonzaga	37-2	744	2
3.	Oregon	33-6	695	9
4.	Kansas	31-5	653	3
5.	Kentucky	32-6	627	5
6.	South Carolina	26-11	561	NR
7.	Arizona	32-5	548	4
8.	Villanova	32-4	498	1
9.	UCLA	31-5	492	6
10.	Florida	27-9	468	17
11.	West Virginia	28-9	445	12
12.	Baylor	27-8	352	11
13.	Duke	28-9	348	7
14.	Louisville	25-9	347	10
15.	Purdue	27-8	319	15
16.	Wisconsin	27-10	289	22
17.	Michigan	26-12	278	26
18.	Xavier	24-14	276	NR
19.	Butler	25-9	229	24
20.	Notre Dame	26-10	199	14
21.	Wichita State	31-5	162	19
22.	Cincinnati	30-6	140	16
23.	Southern Methodist	30-5	128	13
24.	Florida State	26-9	127	18
25.	Iowa State	24-11	106	20

^ post-NCAA Tournament poll

2016 ESPN/USA TODAY FINAL POLL ^

Rk	Team	Record	Pts.	Previous
1.	Villanova (30)	35-5	750	6
2.	North Carolina	33-7	720	3
3.	Kansas	33-5	657	1
4.	Oklahoma	29-8	643	7
5.	Virginia	29-8	631	5
6.	Oregon	31-7	596	4
7.	Michigan State	29-6	488	2
8.	Miami	27-8	480	11
9.	Indiana	27-8	456	12
10.	Syracuse	23-14	446	NR
11.	Xavier	28-6	361	9
12.	Texas A&M	28-9	358	15
13.	Maryland	27-9	358	17
14.	West Virginia	26-9	331	8
15.	Iowa State	23-12	315	19
16.	Kentucky	27-9	297	13
17.	Notre Dame	24-12	285	NR
18.	Duke	25-11	263	20
19.	Purdue	26-9	184	10
20.	Utah	27-9	170	14
21.	Gonzaga	28-8	157	NR
22.	Arizona	25-9	154	16
23.	Wisconsin	22-13	149	NR
24.	Baylor	22-12	105	18
25.	Iowa	22-11	82	24

^ post-NCAA Tournament poll

2015 ESPN/USA TODAY COACHES FINAL POLL ^

Rk	Team	Record	Pts.	Previous
1.	Duke (29)	35-4	773	5
2.	Wisconsin	36-4	739	3
3.	Kentucky (2)	38-1	720	1
4.	Arizona	34-4	659	4
5.	Notre Dame	32-6	614	8
6.	Gonzaga	35-3	608	7
7.	Michigan State	27-12	572	22
8.	Virginia	30-4	525	6
9.	Villanova	33-3	500	2
10.	Louisville	27-9	474	16
11.	Wichita State	30-5	452	13
12.	North Carolina	26-12	403	14
13.	Oklahoma	24-11	360	15
14.	Northern Iowa	31-4	350	9
15.	Utah	26-9	342	18
16.	Maryland	28-7	331	12
17.	Kansas	27-9	330	11
18.	West Virginia	25-10	286	21
19.	Iowa State	25-9	243	10
20.	Arkansas	27-9	143	20
21.	Baylor	24-10	112	17
22.	Xavier	23-14	106	NR
23.	Butler	23-11	89	23
24.	NC State	22-14	88	NR
25.	Oregon	26-10	56	25

^ post-NCAA Tournament poll

2010 ESPN/USA TODAY COACHES FINAL POLL ^

Rk	Team	Record	Pts.	Previous
1.	Duke (31)	35-5	775	3
2.	Butler	33-5	739	8
3.	West Virginia	31-7	696	5
4.	Michigan State	28-9	654	12
5.	Kentucky	35-3	650	2
6.	Kansas	33-3	604	1
7.	Kansas State	29-8	573	7
8.	Syracuse	30-5	554	4
9.	Tennessee	28-9	494	14
10.	Baylor	28-8	487	21
11.	Ohio State	29-8	483	6
12.	Purdue	29-6	448	11
13.	Northern Iowa	30-5	344	24
14.	Xavier	26-9	271	33
15.	Villanova	25-8	267	9
16.	New Mexico	30-5	229	10
17.	Cornell	29-5	225	29
18.	Maryland	24-9	201	20
19.	St. Mary's	28-6	198	26
20.	Pittsburgh	25-9	182	16
21.	Washington	26-10	163	30
22.	Brigham Young	30-6	161	16
23.	Gonzaga	27-7	141	18
24.	Wisconsin	24-9	140	19
25.	Texas A&M	24-10	136	23

^ post-NCAA Tournament poll

2008 ESPN/USA TODAY COACHES FINAL POLL ^

Rk	Team	Record	Pts.	Previous
1.	Kansas (31)	37-3	775	4
2.	Memphis	38-2	744	3
3.	North Carolina	36-3	708	1
4.	UCLA	35-4	687	2
5.	Texas	31-7	631	7
6.	Louisville	27-9	602	13
7.	Tennessee	31-5	554	6
8.	Xavier +	30-7	543	12
9.	Davidson	29-7	512	23
10.	Wisconsin	31-5	499	5
11.	Stanford	28-8	474	11
12.	Georgetown	28-6	395	8
13.	Michigan State	27-9	359	20
14.	Butler	30-4	339	10
15.	Washington State	26-9	328	21
16.	Duke	28-6	312	9
17.	West Virginia	26-11	197	RV
18.	Pittsburgh	27-10	194	19
19.	Notre Dame	25-8	180	15
20.	Purdue	25-9	164	18
21.	Marquette	25-10	153	T-24
22.	Western Kentucky	29-7	139	NR
23.	Drake	28-5	117	14
24.	Villanova	22-13	110	NR
25.	Vanderbilt	26-8	70	16

^ post-NCAA Tournament poll
RV - receiving votes
+ School record for the Final USA Today/ESPN Poll

A REGULAR IN THE COACHES POLL

Xavier has become a regular in the Final Coaches Poll, a post-NCAA Tournament poll, making that poll nine times since 2008 (2023, 2018, 2017, 2016, 2015, 2012, 2010, 2009 and 2008). XU earned a ranking of eighth in the 2018 Final ESPN/USA Today Coaches Poll, tying the school record first set in the 2007-08 season.

Xavier made each of the 19 Coaches Polls in the 2017-18 season for the first time in school history, including the pre-season, postseason and every regular season poll. XU, which was ranked a school-record No. 4 in the final regular season 2018 Coaches Poll, also reached No. 4 in the 2015-16 season on Feb. 8, 2016.

Xavier enjoyed a stretch where it was ranked in the ESPN/USA Today Poll that began December 8, 1996 and ended in the March 8, 1998 poll.

The 2017-18 Xavier Musketeers were ranked a school-record No. 3 in the final 2018 Associated Press Poll, which was released prior to the NCAA Tournament. The 2017-18 team (seen here) tied the 2008 team for the highest ranking in the final ESPN/USA Today Coaches Poll at No. 8, which was released after the NCAA Tournament.



2022 NIT CHAMPIONS



XU'S ALL-NIT SELECTIONS

- 1956 Jim Boothe
- 1958 Hank Stein (MVP)
Joe Viviano (Second Team)
Ducky Castelle (Honorable Mention)
Tony Olberding (Honorable Mention)
- 1984 Ralph Lee
- 1999 Lenny Brown
- 2022 Colby Jones (MVP)
Jack Nunge

DID YOU KNOW?

Xavier is 21-7 in the postseason National Invitation Tournament.

Xavier reached at least the NIT Quarterfinals in each of its first six appearances. XU won the title in 1958 and again in 2022.



THE 2022 NIT CHAMPIONS

Xavier made an impressive run to the 2022 National Invitational Tournament Championship with wins over Cleveland State, Florida and Vanderbilt to earn a trip to New York's Madison Square Garden for the NIT Semifinals. Xavier defeated St. Bonaventure in the semis before securing the championship with a win over Texas A&M.

Xavier vs. St. Bonaventure, NIT Semifinals, Tuesday, March 29, 2022 at Madison Square Garden (New York, N.Y.)

St. Bonaventure (77) - Jalen Adaway 2-8 0-0 4, Osun Osunniyi 5-7 2-3 12, Kyle Lofton 6-15 2-2 15, Dominick Welch 8-15 2-2 25, Jaren Holmes 5-11 4-6 15, Quadry Adams 0-0 0-0 0, Abdoul Karim Couliba 3-6 0-0 6, **Totals: 29-62 10-13 77**

Xavier (84) - Jack Nunge 7-9 3-4 18, Colby Jones 7-15 1-2 16, Adam Kunkel 7-16 1-2 18, Nate Johnson 3-8 2-2 10, Dwon Odom 2-5 0-0 4, Cesare Edwards 0-0 0-0 0, Ben Stanley 0-0 0-0 0, Jerome Hunter 0-1 0-0 0, Zach Freemantle 8-10 1-2 18, **Totals: 34-64 8-12 84**

Halftime - St. Bonaventure 23, Xavier 38, Fouled Out - Lofton (SBU), Rebounds - St. Bonaventure 28 (Welch 7, Lofton 5, Holmes 5), Xavier 38 (Nunge 8, Jones 8), Assists - St. Bonaventure 18 (Lofton 11, Holmes 4), Xavier 18 (Johnson 5, Jones 4), Turnovers - St. Bonaventure 7, Xavier 10, 3-Point FG - St. Bonaventure 9-22 (Adaway 0-4, Lofton 1-5, Welch 7-10, Holmes 1-3), Xavier 8-23 (Nunge 1-1, Jones 1-3, Kunkel 3-11, Johnson 2-6, Freemantle 1-2), Total Fouls - St. Bonaventure 14, Xavier 10, Technical Fouls - Welch (SBU), Odom (XU), A - 8,505

Xavier vs. Texas A&M, NIT Championship, Thursday, March 31, 2022 at Madison Square Garden (New York, N.Y.)

Xavier (73) - Jack Nunge 6-11 3-5 15, Colby Jones 9-13 0-0 21, Adam Kunkel 1-9 1-2 4, Nate Johnson 2-8 1-3 7, Dwon Odom 8-12 2-3 18, Cesare Edwards 0-0 0-0 0, Jerome Hunter 1-1 0-0 2, Zach Freemantle 2-6 1-2 6, **Totals: 29-60 8-15 73**

Texas A&M (72) - Henry Coleman III 2-4 3-4 7, Quenton Jackson 5-10 12-14 23, Wade Taylor IV 1-4 2-2 4, Tyrece Radford 6-17 2-3 15, Manny Obaseki 2-3 2-2 6, Aaron Cash 0-1 0-0 0, Hayden Hefner 1-4 0-0 3, Hassan Diarra 5-7 0-0 12, Ethan Henderson 0-0 0-0 0, Andre Gordon 1-1 0-0 2, **Totals: 23-51 21-25 72**

Halftime - Xavier 32, Texas A&M 40, Fouled Out - None, Rebounds -Xavier 31 (Nunge 11, Freemantle 8), Texas A&M 32

(Coleman 9, Radford 7), Assists - Xavier 16 (Nunge 4, Jones 3, Freemantle 3), Texas A&M 6 (Diarra 3, Taylor 1, Radford 1, Hefner 1), Turnovers - Xavier 11, Texas A&M 13, 3-Point FG - Xavier 7-18 (Nunge 0-2, Jones 3-5, Kunkel 1-4, Johnson 2-6, Freemantle 1-1), Texas A&M 5-14 (Jackson 1-3, Taylor 0-2, Radford 1-4, Hefner 1-3, Diarra 2-2), Total Fouls - Xavier 20, Texas A&M 17, Technical Fouls - None, A - 3,551

THE 1958 NIT CHAMPIONS

First-year head coach **Jim McCafferty's** team jumped out of the gate with a 10-1 record and accepted an NIT bid at that time. Then XU lost 10 of its last 15 regular season games and was asked by the NIT selection committee if it wished to withdraw from the tourney. McCafferty answered with an emphatic "No!"

This set the stage for Xavier's Cinderella Story. Xavier, seeded last, struggled early in their first game, falling behind Niagara 16-3. XU came back to beat Niagara 95-86, and went on to defeat Bradley (72-62) and St. Bonaventure (72-53) on its way to the NIT Championship Game. **Hank Stein**, who was named Tourney MVP, took control as the game went to overtime tied at 67-all. He helped the Musketeers put together a 7-2 run, giving them a 74-69 advantage. XU held on for a 78-74 win. The 1958 championship marked the first major basketball national championship by any Ohio college or university and came at a time when the NIT was equal to or, according to many, more prestigious than the NCAA Tournament.

Xavier vs. Dayton, NIT Championship, Saturday, March 22, 1958 at Madison Square Garden (New York, N.Y.)

Xavier (78) - Joe Viviano 5 0 10, Anthony Olberding 2 2 6, Richard Piontek 3 0 6, Frank Tartaron 6 2 14, Hank Stein 9 5 23, Bowyer "Ducky" Castelle 8 3 19, **Totals: 33 12 78**

Dayton (74) - Arlen Bockhorn 5 0 10, Frank Case 10 1 21, Hank Josefczyk 0 0 0, Harold Bockhorn 0 0 0, Jack McCarthy 9 3 21, Don Lane 6 4 16, Terry Bochhorn 1 4 6, **Totals: 31 12 74**
Halftime - Xavier 41, Dayton 39, End of Regulation - Xavier 67, Dayton 67, Fouled Out - Tartaron, A. Bockhorn, Case, T. Bockhorn, Total Fouls - Xavier 18, Dayton 20



Lenny Brown scored a career-high 34 points against Oregon in a 1999 NIT game at Madison Square Garden in New York City. That 1999 NIT marked XU's first return to New York for the NIT since the 1958 championship run.



Jim McCafferty led Xavier to the 1958 National Invitation Tournament Championship, giving XU the distinction of being the first university in Ohio to win a major national championship in basketball.

REGULAR SEASON TOURNAMENTS

- 1946 Indiana State Invitational, Terre Haute, Ind.** – Xavier 64, Southeast Missouri State 49; Xavier 53, Evansville 47; Marshall 58, Xavier 44.
- 1950 Ohio Catholic Tournament, Cleveland, Ohio** – Dayton 59, Xavier 51.
- 1950 Cincinnati Invitational, Cincinnati, Ohio** – Xavier 74, Morris-Harvey 53; Cincinnati 59, Xavier 48.
- 1955 Queen City, Buffalo, N.Y.** – Xavier 84, Niagara 63; Xavier 95, St. Bonaventure 86; Xavier 92, Georgia Tech 67. All-Tourney: Jim Boothe (MVP) and Dave Piontek.
- 195 Queen City, Buffalo, N.Y.** – Minnesota 83, Xavier 76; Xavier 81, Cornell 57. All-Tourney: Jim Boothe.
- 1957 Cincinnati Invitational, Cincinnati, Ohio** – Xavier 70, Marshall 68; Cincinnati 79, Xavier 68. All-Tourney: Hank Stein.
- 1958 All-College, Oklahoma City, Okla.** – Xavier 68, Oregon 57; Oklahoma City 81, Xavier 54; Bowling Green 92, Xavier 71.
- 1959 Hurricane Classic, Miami Beach, Fla.** – Xavier 86, Florida 74; Miami 87, Xavier 69. All-Tourney: Jack Thobe and Bill Kirvin.
- 1960 Motor City, Detroit, Mich.** – Colorado State 71, Xavier 65; Xavier 72, Yale 39. All-Tourney: Bill Kirvin.
- 1961 University of Kentucky Invitational, Lexington, Ky.** – Kansas State 75, Xavier 67; Tennessee 75, Xavier 70. All-Tourney: Frank Pinchback.
- 1962 Sugar Bowl Classic, New Orleans, La.** – Auburn 63, Xavier 57; Mississippi State 75, Xavier 66.
- 1963 Queen City, Buffalo, N.Y.** – Xavier 69, Miami (OH) 68; DePaul 86, Xavier 80. All-Tourney: Steve Thomas and Bob Pelkington.
- 1964 All-College, Oklahoma City, Okla.** – Xavier 93, LSU 87; Brigham Young 115, Xavier 103; Oklahoma City 90, Xavier 75. All-Tourney: Steve Thomas.
- 1965 All-College, Oklahoma City, Okla.** – Wichita State 82, Xavier 81; Xavier 98, Texas A&M 86; Xavier 90, Wyoming 86.
- 1966 American Legion Classic, Seattle, Wash.** – Xavier 96, Wyoming 92; Seattle 91, Xavier 79. All-Tourney: Tim O'Connell (MVP).
- 1967 All-College, Oklahoma City, Okla.** – Brigham Young 87, Xavier 75; Xavier 101, Idaho State 84; Fordham 81, Xavier 70. All-Tourney: Bob Quick.
- 1968 Mobile Classic, Mobile, Ala.** – Xavier 75, West Florida 67; Auburn 75, Xavier 73. All-Tourney: Tom Schlager and Luther Rackley.
- 1969 Marshall Invitational, Huntington, W.Va.** – Xavier 75, NYU 68; Oklahoma 101, Xavier 89. All-Tourney: Tom Binegar.
- 1970 Old Dominion Classic, Norfolk, Va.** – Auburn 86, Xavier 73; Xavier 82, Tulane 66.
- 1971 Palmetto Classic, Charleston, S.C.** – Virginia 85, Xavier 65; Air Force 62, Xavier 58.
- 1972 Roadrunner Classic, Las Cruces, N.M.** – Southern Illinois 75, Xavier 65; VMI 60, Xavier 59.
- 1973 Poinsettia Classic, Greenville, S.C.** – Furman 82, Xavier 70; Delaware 65, Xavier 64. All-Tourney: Mike Plunkett and Jerry Foley.
- 1974 All-College, Oklahoma City, Okla.** – Oklahoma City 70, Xavier 68; Wyoming 60, Xavier 57; Xavier 76, Niagara 69.
- 1975 Marshall Memorial Invitational, Huntington, W.Va.** – Xavier 78, Marshall 77 (OT); Kent State 79, Xavier 71. All-Tourney: Garry Whitfield and Nick Daniels.
- 1976 Brigham Young Cougar Classic, Provo, Utah** – Niagara 46, Xavier 44; Seattle 63, Xavier 61. All-Tourney: Steve Spivery.
- 1976 Maryland Invitational, College Park, Md.** – Maryland 84, Xavier 74; Duquesne 86, Xavier 80.
- 1977 Bluebonnet Classic, Houston, Texas** – Houston 100, Xavier 75; Xavier 65, Rice 58. All-Tourney: Gary Massa.
- 1978 Volunteer Classic, Knoxville, Tenn.** – Xavier 75, Southern Cal 68; Xavier 51, Tennessee 50. All-Tourney: Nick Daniels (MVP).
- 1979 Indiana Classic, Bloomington, Ind.** – Indiana 92, Xavier 66; Seton Hall 70, Xavier 67.
- 1979 West Virginia Classic, Morgantown, W.Va.** – West Virginia 82, Xavier 65; Xavier 74, Columbia 59.
- 1980 Lobo Classic, Albuquerque, N.M.** – Boston University 91, Xavier 84; TCU 57, Xavier 47. All-Tourney: Anthony Hicks.
- 1981 Lapchick Tournament, Jamaica, N.Y.** – St. John's 75, Xavier 55; Detroit 72, Xavier 68 (OT).
- 1983 Miller High Life Tournament, Tampa, Fla.** – Xavier 77, Niagara 68; Xavier 104, Delaware State 82. All-Tourney: Jeff Jenkins (MVP), John Shimko, and Dexter Bailey.
- 1984 Kactus Klassic, Tempe, Ariz.** – Xavier 87, George Washington 79; Arizona State 71, Xavier 67. All-Tourney: Byron Larkin.
- 1986 Fleet Basketball Classic, Providence, R.I.** – Tulsa 70, Xavier 60; American 92, Xavier 90 (OT). All-Tourney: Byron Larkin and Stan Kimbrough.
- 1988 Dodge NIT, Cincinnati, Ohio** – Xavier 85, Louisville 83; Columbia, MO – Missouri 83, Xavier 71.
- 1989 Met Life Classic, San Francisco, Calif.** – Xavier 72, Princeton 65; Xavier 78, San Francisco 62. All-Tourney: Tyrone Hill (MVP) and Derek Strong.
- 1992 Daiwa NCAA Ball, Tokyo, Japan** – Xavier 74, Delaware 66; Xavier 99, All-Japan College 57 (exhibition); Xavier 75, Rice 60. All-Tourney: Brian Grant (MVP) and Jamie Gladden.
- 1998 Puerto Rico Shootout, San Juan, Puerto Rico** – Pittsburgh 94, Xavier 76; Xavier 74, Colorado 61; San Francisco 82, Xavier 69.
- 1999 Great Alaska Shootout, Anchorage, Alaska** – Xavier 81, Louisville 79; Kansas 111, Xavier 70; Xavier 81, Washington 65. All-Tourney: Lloyd Price.
- 2002 Preseason NIT, Cincinnati, Ohio** – Xavier 87, Saint Peter's 48; Stanford, CA – Stanford 63, Xavier 62.
- 2003 Dell BCA Classic, Cincinnati, Ohio** – Xavier 62, Coppin State 37; Xavier 72, Mercer 58; Xavier 76, Oakland 66. All-Tourney: Lionel Chalmers (MVP) and Romain Sato.
- 2006 Paradise Jam, U.S. Virgin Islands** – Xavier 70, Virginia Commonwealth 67; Xavier 71, Villanova 66; Alabama 63, Xavier 56. All-Tourney: Stanley Burrell.

REGULAR SEASON TOURNAMENTS

2007 Chicago Challenge, Cincinnati, Ohio
– Xavier 90, Southeast Missouri State 59; Xavier 98, Coppin State 49

Chicago Challenge, Hoffman Estates, Ill. – Xavier 78, Kent State 65; Xavier 80, Indiana 65; All-Tourney: Co-Tourney MVPs C.J. Anderson and Drew Lavender; All-Tourney: Josh Duncan.

2008 Puerto Rico Tip-Off, San Juan, P.R.
– Xavier 75, Missouri 71; Xavier 63, Virginia Tech 62 OT; Xavier 63, Memphis 58. Tourney MVP: C.J. Anderson.

2009 Old Spice Classic, Lake Buena Vista, Fla. – Marquette 71, Xavier 61; Xavier 80, Creighton 67; Baylor 69, Xavier 64.

2010 Paradise Jam, St. Thomas, U.S. Virgin Islands – Xavier 86, Iowa 73; Xavier 57, Seton Hall 52; Old Dominion 67, Xavier 58; All-Tourney: Tu Holloway.

2011 Hawaiian Airlines Diamond Head Classic, Honolulu, Hawaii – Long Beach State 68, Xavier 58; Hawaii 84, Xavier 82 (OT); Xavier 87, Southern Illinois 77.

2012 DIRECTV Classic, Anaheim, Calif. – Pacific 70, Xavier 67; Xavier 69, Drexel 65; Xavier 74, Drake 70. All-Tourney: Semaj Christon.

2013 Battle 4 Atlantis, Paradise Island, The Bahamas – Iowa 77, Xavier 74 (OT); Tennessee 64, Xavier 49; USC 84, Xavier 78

2014 Wooden Legacy, Fullerton, Calif. and Anaheim, Calif. – Xavier 82, San Diego 71; UTEP 77, Xavier 73; Long Beach State 73, Xavier 70.

2015 Advocare Invitational, Orlando, Fla. – Xavier 64, Alabama 45; Xavier 87, USC 77; Xavier 90, Dayton 61. All-Tourney: Trevon Bluiett and Jalen Reynolds.

2016 Tire Pros Invitational, Orlando, Fla. – Xavier 83, Missouri 82 (OT); Xavier 83, Clemson 77; Xavier 67, Northern Iowa 59. All-Tourney: Trevon Bluiett (MVP) and J.P. Macura.

2017 Continental Tire Las Vegas Invitational, Las Vegas, Nev. – Xavier 83, George Washington 64; Arizona State 102, Xavier 86. All-Tourney: Trevon Bluiett and J.P. Macura.

2018 Maui Jim Maui Classic, Maui, Hawaii – Auburn 88, Xavier 79 (OT); San Diego State 79, Xavier 74; Xavier 83, Illinois 74.

2019 Charleston Classic, Charleston, S.C.
– Xavier 73, Towson 51; Xavier 75, UConn 74 (2OT); Florida 70, Xavier 65. All-Tourn.: Tyrique Jones and Paul Scruggs.

2020 Xavier Invitational, Cincinnati, Ohio
– Xavier 101, Oakland 49; Xavier 51, Bradley 50; Xavier 76, Toledo 73. All-Tourney: Paul Scruggs (MVP), KyKy Tandy and Zach Freemantle.

2021 NIT Preseason Tipoff, Brooklyn, N.Y.
– Iowa State 82, Xavier 70; Xavier 59, Virginia Tech 58. All-Tourney: Nate Johnson.

2022 Phil Knight Legacy, Portland, Ore – Xavier 90, Florida 83; Duke 71, Xavier 64; Gonzaga 88, Xavier 84. All-Tourney: Souley Boum.



Jamie Gladden was named to the All-Tournament Team his senior year at the 1992 Daiwa NCAA Ball Tournament in Tokyo, Japan. Gladden was a four-year starter and star, including as a freshman on XU's 1990 NCAA Sweet 16 team.



Tournament MVP Trevon Bluiett and his Xavier teammates celebrate their championship at the 2016 Tire Pros Invitational, marking the second straight year XU won an elite holiday event in Orlando, Florida. XU won the 2015 Advocare Invitational at the same venue, HP Fieldhouse, in the 2015-16 season.

ALL-TIME LETTERWINNERS

A

Remy Abell, 16
 Peter Accetta, 75
 John Albrinck, 57
 Walter Allen, 67
 *Robert Alston, 51
 *Douglas Alt, 72
 Landen Amos, 14
 *C.J. Anderson, 09
 David Anderson, 81
 *Sherwin Anderson, 97
 Jon Andre, 74
 Louis Arrzen, 30
 Perry Ashley, Jr., 70
 Larry Austin Jr., 16

B

Dexter Bailey, 84
 Donald Bailey, 37
 Kyle Ballinger, 00
 J.D. Barnett, 88
 James Baronas, 02
 Cullen Barr, 17
 Joseph Bartlett, 31
 Frank Barton, 58
 William Bechtold, 23
 Paul Beckman, 40
 Paul Beckwith, 32
 Richard Bell, 68
 Robert Benjamin, 49
 Alex Bergen, 17
 Malcolm Bernard, 17
 Richard Berning, 53
 Thomas Binegar, 72
 Edward Bissmeyer, 49
 Russell Blossom, 72
 Trevon Bluiett, 18
 John Boehle, 57
 Cyril Bolger, 32
 Donald Bolton, 50
 *James Boothe, 57
 James Bothen, 66
 Souley Boum, 23
 Joseph Bowman, 86
 Richard Boxwell, 52
 Torraye Braggs, 98
 Maurice Brantley, 92
 Richard Bray, Jr., 27
 Mark Brinkman, 77
 Tyson Brit, 96
 Charles Bronson, 08
 Alvin Brown, 02
 *Derrick Brown, 09
 *Lenny Brown, 99
 Philip Bucklew, 36
 Herbert Budde, 53
 Edward Burns, 28
 Stanley Burrell, 08
 Jerry Butler, 90
 *Reggie Butler, 01

C

William Cady, 51
 Justin Cage, 07
 John Cahill, 56
 Paul Cain, 29
 Ryan Caldwell, 03
 Dexter Campbell, 88
 Jay Canty, 11
 Touissant Careathers, 99
 *Kevin Carr, 97
 *Donald Carroll, 39
 *Jason Carter, 21
 *Bowyer Castelle, 61
 *Kyle Castlin, 19
 Vince Catarella, 99
 Will Caudle, 06
 Timothy Chadwell, 80
 Lionel Chalmers, 04
 Keenan Christiansen, 06
 *Semaj Christon, 14
Desmond Claude, 23
 Thomas Clines, 28
 Michael Cobb, 86
 Spencer Cody, 22
 Kevin Coker, 16
Brad Colbert, 23
 Brandon Cole, 07
 Anthony Coleman, 02
 James Coleman, 35
 John Collins, 51
 Boubacar Coly, 06
 Tom Compton, 04
 Thomas Condon, 82
 Walter Corbean, 86
 Bennett Cooper, Jr., 70
 O'Neil Cooper, 12
 Daniel Corbett, 33
 William Cosgrove, 48
 Stuart Courchaine, 58
 Earl Cowell, Jr., 62
Kam Craft, 23
 Dennis Crane, 66
 Jordan Crawford, 10
 *James Cushing, 23
D
 Terrence Daniels, 79
 Donald Darby, 70
 *Thomas Daugherty, 30
 *Michael Davenport, 91
 Dee Davis, 15
 Herb Davis, 25
 Myles Davis, 16
 Darnell Dawson, 76
 *Robert Dean, 51
 Timothy Deardorff, 73
 Matthew Deboor, 55
 Thomas Dee, 78
 Gary Deidrick, 75
 Arthur DelConte, 59
 James Dentinger, 59

Robert Dickman, 53
 Justin Doellman, 07
 John Donlin, 39
 *Andrew Donnelly, 86
 *Donald Donovan, 47
 *Patrick Donovan, 38
 William Donovan, 52
 Joseph Dooley, 69
 Greg Dougan, 12
 James Douglas, 85
 Broderick Dow, 81
 James Doyle, 37
 Gerald Drew, 63
 Steven Drew, 84
 Stephen Duckett, 09
 Theodore Duggins, 79
 Josh Duncan, 08

E

*Jonathan Eck, 73
 Cesare Edwards, 23
 Erik Edwards, 94
 Robert Egbers, 31
 Robert Einhaus, 67
 Mark Emerson, 55
 *James Enright, 63
 Stan Ense, 43
 Ray Epton, 84
 Anthony Espelage, 50

F

James Farr, 16
 Kevin Feeney, 11
 Wilbert Ferguson, 38
 Dedrick Finn, 06
 Victor Fleming, 84
 Jerome Foley, 75
 Lawrence Foley, 47
 Raymond Foos, 50
 Carl Foster, 68
 Fred Foster, 65
 Scott Franklin, 74
 A.J. Frazier, 19
 Kenny Frease, 12
 Cornelius Freeman, 58
***Zach Freemantle, 23**
 *Thomas Freppon, 64
 Heron Frey, 49
 Kevin Frey, 02
 Robert Fullarton, 73

G

RaShid Gaston, 17
 Kaiser Gates, 18
 William Gates, Jr., 42
 *Joseph Geiger, 64
 James Gels, 66
 Steve Gentry, 94
 Fred Geraci, 46
 *Albert Geselbracht, 40
 *Jamie Gladden, 93
 Stanley Glaser, 58

*Quentin Goodin, 20
 Walter Gorka, 69
 John Gorman, 67
 Bradford Graff, 74
 *Brian Grant, 94
 Adrion Graves, 08
 Leroy Greenidge, 86
 John Gremminger, 50
 Norman Grevey, 52
 Bryan Griffin, 21
 Joseph Gromada, 71
 James Gruber, 67
 David Guenther, 62
 Albert Gundrum, 60

H

Dale Haarman, 77
 James Haffner, 62
 Christopher Hall, 70
 Brien Hanley
 Jon Hanley, 83
 Zach Hankins, 19
 Myles Hanson, 20
 Elias Harden, 19
 Obi Harris, 00
 *Richard Harris, 86
 *William Hart, 23
 Ken Harvey, 97
 *Michael Hawkins, 95
 *Robert Heim, 54
 Robert Heiny, 50
 *Jerome Helmers, Jr., 72
 James Hengehold, 67
 Robert Herfurt, 40
 David Heskamp, 66
 James Hess, 68
 Thomas Hext, 66
 *Anthony Hicks, 83
 Tyrone Hill, 90
 David Hils, 54
 Martin Hils, 60
 Robert Himmler, 40
 William Hoffer, 51
 *Chuck Hofmann, 55
 Herm Hohnhorst, 48
 Leslie Holbrook, 66
 Gary Holle, 73
 George Hollenstein, Jr., 63
 *Dwight Hollins, 81
 Terrell Holloway, 12
 Jerome Holmes, 90
 Albert Howe, Jr., 39
 Shannon Howell, 91
 Anthony Hubbard, 77
 Joe Hughes, 11
Jerome Hunter, 23
I
 Frederick Irwin, 64

J

Dante Jackson, 11
 *Keith Jackson, 05
 Joseph Jacobs, 50
 Dontarius James, 20
 Robert Janca, 52
 Frederick Jannott, Jr., 60
 Jeff Jenkins, 84
 Andre Johnson, 02
 Brian Johnson, 96
 Eddie Johnson, 86
 Nate Johnson, 22
 *Tavares Johnson, 98
 Colby Jones, 23
 Paul Jones, 83
 *Tyrique Jones, 20
 *Kenneth Jordan, 34

K

Kerem Kanter, 18
 James Kartholl, 50
 Charles Kegler, 62
 John Kelley, 86
 *Joseph Kelly, 27
 Michael Kelsey, 71
 *Patrick Kelsey, 98
 Keonte Kennedy, 19
 William Kenney, 60
 James Kervan, 60
 *Stan Kimbrough, 89
 Robert King, 28
 Robert King, 80
 Chuck Kirkhoff, 53
 *William Kirvin, 62
 Edward Kluska, 40
 Eric Knop, 93
 Paul Kobussen, 69
 Robert Koester, 90
 *John Koprowski, 37
 Richard Korb, 51
 James Kramer, 49
 Charles Kromer, 71
 James Kromer, 97
 *Robert Kruer, 43
 Joseph Kruse, 37
 Frank Kucia, 38
 Adam Kunkel, 23

L

James Lacey, 68
 Ronald Laker, 76
 Paul Langemeier, 51
 *Byron Larkin, 88
 Jordan Latham, 11
 Drew Lavender, 08
 *Ralph Lee, 86
 John Leugers, 50
 P.G. Litzinger, 41
 John Loeffler, 65
 Makinde London, 16
 Jason Love, 10

Dupree Lucas, 05
 *Gary Lumpkin, 99
 Jerry Luttenegger, 66
 David Lynch, 67
 Mark Lyons, 12

M

*John Macel, 68
 *Christopher Mack, 93
 Jack MacKenna, 36
 J.P. Macura, 18
 John Maher, 38
 Mark Maher, Jr., 56
 Thomas Malone, 60
 Paul Margerum, 54
 Naji Marshall, 20
 Justin Martin, 14
 Ronald Martin, 65
 Marcus Mason, 01
 *Gary Massa, 81
 *Jeff Massey, 95
 Paul Matsen, 73
 Johnny Mazza, 11
 *Maurice McAfee, 01
 Walt McBride, 86
 Tom McCafferty, 47
 Michael McCall, 77
 James McCown, 51
 Stan McCoy, 77
 John McCreary, 34
 Joseph McDaniel, 40
 Leo McDermott, 63
 Thomas McDevitt, 58
 Charles McEvoy, 38
 Arthur McGivern, 69
 *Andrew McGrath, 28
 Brandon McIntosh, 01
 Griffin McKenzie, 12
 Jamel McLean, 11
 Michael McMahan, 63
 *Malcolm McMullen, 20
 *Joseph McNeil, 65
 Richard McQuade, 50
 Robert McQuade, 50
 *Frank Mercurio, 33
 Richard Metz, 66
 Ken Meyer, 83
 William Middendorf, 60
 Dieonte Miles, 23
 George Miller, 75
 John Miller, 77
 David Minor, 90
 Andrew Mitchell, 15
 Joseph Mitchell, Jr., 63
 Thomas Mitchell, 55
 John Moher, 57
 Benjamin Monhollen, 61
 Bryce Moore, 20
 *Arthur Morthorst, 50
 Joseph Mueller, 51
 Raymond Mueller, 64

Robert Mulligan, 43
 Leo Murray, 97
 Chester Mutrynn, 43
 Anthony Myles, 04

N

Roy Neary, 39
 *Ronald Nicolai, 61
 Jack Nieser, 47
 Khalil Nixon, 01
 William Nixon, 50
 Brad Noble, 85
 *John Noppenberger, 20
Bob Nunge, 23
 Jack Nunge, 23

O

Richard Oberting, 48
 Fred O'Brien, 55
 Paul O'Brien, 51
 James O'Connell, 56
 *Timothy O'Connell, 68
 John O'Hara, 43
 Aaron O'Leary, 98
 Sean O'Mara, 18
 Churchill Odia, 05
 Dwon Odom, 22
 Anthony Olberding, 58

P

Maurice Palo, 56
 Anthony Palumbo, 58
 *Joseph Pangrazio, Jr., 68
 James Pardi, 56
 Colin Parker, 91
 Terrance Payne, 98
 David Payton, 79
 *Robert Pelkington, 63
 Steven Penhorwood, 74
 *Hal Pennington, 34
 Paul Perrine, 43
 Conor Peterson, 17
 Robert Petroski, 73
 James Phelan, 53
 Charles Phillips, 60
 James Phillips, 31
 Leo Phillips, 59
 *Isaiah Philmore, 14
 Richard Piening, 69
 Franklin Pinchback, 62
 Dave Piontek, 56
 Richard Piontek, 60
 David Plunkett, 75
 Michael Plunkett, 76
 Richard Pohlkamp, 61
 Stephen Poppe, 71
 *James Posey, 99
 George Potts, 63
 Mark Poynter, 93
 Lloyd Price, 01
 Ronald Protz, 59
 James Puthoff, 59

William Puttman, 41
 Ambrose Puttmann, Jr., 31

Q

*Robert Quick, 68
 Jerry Quinlan, 42

R

Luther Rackley, 69
 Sydney Raeford, 90
 Michael Ramey, 88
 Daniel Ramsey, 21
 Brandon Randolph, 15
 *B.J. Raymond, 09
 Richard Reder, 70
 Brad Redford, 13
 James Renforth, 87
 Joseph Rey, 93
 *George Reynolds, 26
 Jalen Reynolds, 16
 Brandon Rice, 06
 Kamall Richards, 14
 Ralph Richter, 79
 Edward Riechman, Jr., 62
 Harry Rieckelman, III, 72
 Michael Riesser, 70
 James Rippe, 75
 *Bertrand Robben, 42
 Richard Robers, 39
 Demetrius Robertson, 99
 Jeff Robinson, 13
 Anthony Roehrich, 79
 Thomas Rohling, 69
 Theodore Rombach, 67
 DeWaun Rose, 95
 Michael Rotterman, 68
 *Donald Ruberg, 51
 William Russ, 38

S

Ian Sabourin, 23
 Leo Sack, 36
 *Robert Sack, 33
 Lin Sahlfeld, 43
 Terry Sain, 78
 Thomas Saint John, 54
 Romain Sato, 04
 Thomas Schlager, 69
 Donald Schlosser, 68
 Peter Schmeling, 62
 Irvin Schmidt, 56
 Richard Schneider, 56
 Joseph Schoenfeld, 81
 Leighton Schrand, 20
 Howie Schueller, 50
 Joe Schuessler, 13
 *Paul Scruggs, 22
 James Scully, 50
 Pete Sears, 95
 Philip Sheridan, 37
 *John Shimko, 84
 Terrence Sillies, 71

*Thomas Simms, 53
 Adam Simons, 07
 Ramon Singh, 22
 Matt Singleton, 18
 Thomas Skaleski, 74
 Andre Smith, 96
 Angelo Smith, 04
 *Eugene Smith, 52
 Mark Smydra, 96
 Steve Spivery, 79
 Francis Stahl, 58
 *Matt Stainbrook, 15
 Tim Stainbrook, 17
 Ben Stanley, 22
 John Stasio, 65
 Jack Steenken, 42
 William Steenken, 50
 *Henry Stein, Jr., 59
 Erik Stenger, 14
 *George Sterman, 29
 *James Stout, 31
 Derek Strong, 90
 Edmond Sumner, 17
 Joseph Sunderman, 79
 John B. Sweeney, 40
 *Russell Sweeney, 36
 Zak Swetye, 22
 Larry Sykes, 95

T

KyKy Tandy, 23
 *Francis Tartaron, Jr., 58
 Andrew Taylor, 11
 Kyle Taylor, 87
 Travis Taylor, 13
 Dan Tehan, 28
 *R. Edward Tepe, 61
 R. Edward Tepe, 30
 William Tepe, 36
 Matt Terpening, 98
 John Tetens, 43
 Richard Thies, 70
 *Jack Thobe, 62
 *Brian Thornton, 06
 *Stephen Thomas, 66
 J.W. Thumann, Sr., 42
 Ray Tomlin, 57
 *John Tracy, 32
 Elijah Tucker, 23
 Aaron Turner, 00
 Nate Turner, 98

V

Nick Vanderpohl, 18
 Kevin Varda, 98
 James Vaughan, 42
 William Veith, 57
 *Joseph Viviano, 59
 *Louis Vonderbrink, 56

W

Andre Walker, 12
 Archie Walker, 80
 Desmond Walker, 99
 *Jamal Walker, 91
 Keith Walker, 80
 *Tyrice Walker, 94
 Brian Walsh, 10
 John Walter, 56
 Lou Walther, 49
 Jack Wambach, 67
 Conny Warren, Jr., 73
 Kevin Waymire, 07
 Nicholas Weiler, 40
 Richard Weiskittel, 84
 Ryan Welage, 19
 Dezmine Wells, 12
 Gerald Wessels, 59
 David West, 03
 Tim Whelan, 14
 Garry Whitfield, 77
 *Jacob Wiener, 26
 John Wiethe, 34
 C.J. Wilcher, 21
 Bernard Wilhelm, 32
 Clifford Wilke, 51
 Aaron Williams, 93
 Bryan Williams, 67
 *Darnell Williams, 00
 Jaison Williams, 02
 John Williams, 28
 Robert Williams, 73
 Kelly Williamson, 87
 Charles Willis, 74
 *Dwayne Wilson, 93
 Mark Wilson, 76
 Walter Winston, 91
 Andrew Witte, 82
 Johnny Wolf, 07
 Marty Wolf, 79
Michael Wolf, 23
 *Steve Wolf, 83

Y

Dave Young, 02

Z

*John Zeides, 69
 Anthony Zych, 69

The asterisk designation before a name indicates that particular player was a captain or co-captain for the Musketeers. The number indicates the last season that the player earned a letter at Xavier.

RETIRED JERSEYS

Byron Larkin ('88), Xavier's all-time leading scorer, earned Second Team All-American (UPI and Scripps Howard) and Third Team All-American (AP) honors following his senior season, 1987-88. **David West** ('03), 2003 National Player of the Year, is the most decorated player in Xavier basketball history. West, who played 15 NBA seasons, won two NBA titles and was named an NBA All-Star twice, earned AP national honors in each of his final three Xavier seasons. **Brian Grant** ('94), a two-time MCC Player of the Year, is Xavier's highest-ever NBA Draft pick (8 in 1994) and played 13 NBA seasons. **Tyrone Hill** ('90), Xavier's all-time leading rebounder, was Xavier's first-ever NBA Draft "lottery pick" and played 14 NBA seasons.



0	Elias Harden	2017-19
Larry Austin Jr.	2014-16	Jerry Helmers #
Souley Boum	2022-23	David Hills
Lionel Chalmers	1999-04^	Tyrique Jones
Semaj Christon	2012-14	Kenny Jordan
Dee Davis	2011-12	Mike Kelsey #
Tyrique Jones	2016-19	Joe McNeil
Daniel Ramsey	2019-20	Art Morthorst
Elijah Tucker	2021-22^	Tim O'Connell
C.J. Wilcher	2020-21	Churchill Odia
		Edmond Sumner
		Travis Taylor
1		
Desmond Claude	2022-23	
Josh Duncan	2004-08	
Jalen Reynolds	2012-16^	
Paul Scruggs	2017-22	
Jaison Williams	2001-02	
2		
Landen Amos	2011-12	
Dahmir Bishop	2019-20	
Kyle Castlin	2018-19	
James Farr	2012-16	
Adrian Graves	2006-08	
Jerome Hunter	2022-23	
Jordan Latham	2010-11	
Daniel Ramsey	2020-21	
Brian Thornton	2003-06^	
3		
Ashanti Burgess	2015-16	
Justin Cage	2003-07	
O'Neil Cooper	2011-12	
Kevin Frey	1998-02	
Quentin Goodin	2016-20	
Colby Jones	2020-23	
Jim Kartholl	1947-50	
Pat Kelsey	1995-98	
Brandon Randolph	2013-15	
Tom Simms	1950-51	
Joe Schuessler	2012-13	
Brian Walsh	2008-10^	
John Wieth	1933-34	
4		
Charles Bronson	2007-08	
Lenny Brown	1995-99	
Ducky Castelle	1959-60	
James Coleman	1932-33	
Cesare Edwards	2021-23	

10		
Remy Abell	2014-16	
Doug Alt	1969-72	
Joe Bowman	1984-86	
Chick Boxwell	1947-51	
Victor Fleming	1980-84	
Ricky Hall	1967-68	
Ricky Jannott	1959-60	
Nate Johnson	2020-22	
Dave Lynch	1966-67	
Mark Lyons	2008-12^	
Leo McDermott	1960-62	
David Payton	1975-79	
Jim Rippe	1972-75	
Romain Sato	2000-04	
Leighton Schrand	2016-20	
Steve Thomas	1962-66	
Jamal Walker	1987-91	
John Zeides	1968-69	
11		
Malcolm Bernard	2016-17	
Ed Bismeyer	1946-48	
Jay Canty	2010-11	
Dee Davis	2012-15	
Norman Grevey	1949-51	
Chris Hall #	1967-68	
Ricky Jannott #	1959-60	
Kerem Kanter	2017-18	
Keonte Kennedy	2018-19	
Stan Kimbrough	1985-89^	
Dave Lynch #	1966-67	
Leo McDermott #	1960-62	
Bryce Moore	2019-20	
Dwon Odom	2020-22	
Steve Poppe #	1968-70	
B.J. Raymond	2005-09	
Angelo Smith	2002-04	
Steve Thomas #	1962-66	
12		
Cullen Barr	2016-17	
Mike Cobb	1985-86	
Kam Craft	2022-23	
Darnell Dawson	1973-74	
Dedrick Finn	2002-06	
Steve Gentry	1990-94^	
Dale Haarman	1975-77	
Dontarius James	2018-20	

Richard Korb	1948-51	18	
Gary Lumpkin	1995-99	Kenny Jordan	1932-33
Gary Massa	1977-81	Dave Piontek	1954-56
Rich Piontek	1959-60	Cliff Wilke	1949-50
Ricky Reder	1968-70		
Brad Redford	2008-13^	19	
Franny Stahl	1955-56	Huck Budde	1950-51
Zak Swetye	2021-22	Chuck Hoffmann	1954-55
Nick Vanderpohl	2017-18	Tony Olberding	1955-56
Conny Warren	1970-73		
13		20	
Stephen Duckett	2007-09	C.J. Anderson	2007-09
Chris Hall	1968-70	Alex Bergen	2015-17
Kevin Feeney	2009-11	Phil Bucklew	1934-35
Bryan Griffin	2020-21	John Collins	1950-51
Makindé London	2014-16^	Michael Davenport	1987-91
Tommy Malone	1958-59	Joseph Geiger	1961-64
Naji Marshall	2017-20	Jim Hengehold	1964-67
Brandon McIntosh	1998-99^	Dupree Lucas	2004-05
Malcolm McMullen	1947-49	Justin Martin	2010-14^
Bob Petroski	1970-72	Paul Matson	1970-73
Rich Piontek #	1959-60	Stan McCoy	1973-77
Dave Young	1999-03^	Brandon McIntosh	1999-01
		Bill Middendorf	1959-60
		Ben Monhollen	1960-61
		Ricky Reder	1967-68
		Joe Rey	1992-93
		Richard Roberts	1936-37
		Harry Russ	1937-38
		Joe Schoenfeld	1977-81
		Ramon Singh	2018-22
		Matt Singleton	2017-18
		Mark Smydra	1995-96
		James Vaughan #	1939-40
		Lou Vonderbrink	1974-76
		Kelly Williamson	1985-87
14		21	
Walt Corbean	1985-88	Pete Accetta	1972-75
Robert Dean	1948-51	Rusty Blossom	1969-72
Fred Foster	1962-63	Jerry Butler	1986-90
Al Gundrum	1959-60	Anthony Coleman	2000-03^
Eric Knop	1989-93	Boubacar Coly	2003-06^
Dave Lynch	1964-66	William Donovan	1950-51
Thomas Malone	1961-62	Larry Foley	1941-42
Johnny Mazza	2009-11	William Gates #	1939-40
John McCreary	1932-34	Joe Geiger #	1961-64
Ben Stanley	2020-22	Leroy Greenidge	1983-86
Frank Tartaron	1955-56	Jim Hengehold #	1964-67
Nate Turner	1996-98	Jerome Hunter	2021-22
Tim Whelan	2012-14	Ricky Jannott	1957-59
Bryan Williams	1963-64	T.J. (Tavares) Johnson	1994-98
Johnny Wolf	2005-07	Paul Jones	1981-83
Nick Vanderpohl	2017-18	Robert Krueer	1940-41
		Chris Mack	1990-93^
		Bill Middendorf #	1959-60
		Tom Mitchell	1952-55
		Ben Monhollen #	1960-61
		Ricky Reder#	1967-70
		Jeff Robinson	2009-13
		Tom Schlager	1968-69
		Gene Smith	1951-52
		Tim Stainbrook	2013-17
		Zak Swetye	2018-21
		Ray Tomlin	1956-57
		Keith Walker	1977-80
		Nicholas Weiler	1937-39
		Garry Whitfield	1975-77
15		22	
Sherwin Anderson	1993-97	John Albrinck	1956-57
Spencer Cody	2019-21	Landen Amos	2012-14
Myles Davis	2012-16^	Perry Ashley	1968-70
Justin Doellman	2003-07	Huck Budde	1951-53
Greg Dougan	2011-12	Tim Chadwell	1979-80
Ted Duggins	1978-79	Tim Deardorff	1972-73
Fred Foster #	1962-63	A.J. Frazier	2018-19
Al Gundrum #	1959-60	Kaiser Gates	2015-18
Jerry Helmers	1969-72	Jamie Gladden	1989-93
Mike Kelsey	1968-69	Brad Graff	1970-72
Ralph Lee	1982-86		
Dave Lynch #	1964-66		
Thomas Malone #	1961-62		
Maurice McAfee	1997-01		
Bob McQuade	1945-46		
Steve Penhorwood	1972-74		
Hal Pennington	1932-33		
Sydney Raeford	1988-90		
Terry Sain	1976-78		
Dick Schneider	1953-56		
KyKy Tandy	2021-23		
Andrew Taylor	2007-11^		
Bryan Williams #	1963-64		
Mark Wilson	1974-76		
16			
William Cady	1948-51		
Frank Mercurio	1932-33		
Hank Schmidt	1954-56		
17			
John Albrinck	1954-56		
Dan Corbett	1932-33		
Richard Korb	1946-48		
John Maher	1934-35		
Gene Smith	1949-51		
Lou Walther	1948-49		

XAVIER MEN'S BASKETBALL ALL-TIME NUMBERS

Albert Howe	1936-37	Robert Herfurt #	1939-40	Scotty Franklin	1971-74	40	Ted Rombach #	1963-65	
Andre Johnson	1999-02			Brian Grant	1990-94	David Anderson	1979-81	Mike Rotterman #	1967-68
Edward Kluska #	1939-40	28		George Hollenstein #	1960-63	Jon Andre	1970-72	Pete Schmeling #	1959-62
Jamel McLean	2007-11^	Donald Caroll	1937-39	Joe Hughes	2007-11	Mark Brinkman	1976-77	Dick Thies #	1965-66
Bill Middendorff	1957-59	Joe Kruse	1934-37	Pius Litzinger #	1939-40	Dexter Campbell	1984-88	Kevin Waymire	2004-07
Dieonte Miles	2020-23^	Bert Robben #	1939-40	John Macel #	1964-67	Denny Crane	1964-66		
Roy Neary	1937-39	James Vaughan	1940-42	Jack MacKenna	1934-35	Darnell Dawson	1975-76	50	
Ron Nicolai	1959-61			Walter McBride	1982-86	John Gorman	1963-64	Torrage Braggs	1996-98
Mike Ramey	1985-89	29		Terrance Payne	1994-98^	Robert Himmeler	1939-42	Mark Brinkman	1975-76
Brandon Rice	2004-06	Bill Ferguson	1936-37	Jim Phelan	1951-53	Marcus Mason	1999-01	Don Darby	1967-68
Dick Schneider	1953-54	Russ Sweeney	1935-36	Charlie Phillips #	1959-60	Mike McMahan	1960-63	Tom Dee	1976-78
		John Thumann #	1939-40	Steve Poppe	1968-71	Ken Meyer	1981-83	Andy Donnelly	1984-86
23				Derek Strong	1987-90	George Miller	1973-75	Erik Edwards	1990-94
Stu Courchaine	1955-58	30		John Tetens	1940-42	Tom Rohling	1966-69	Jerry Foley	1972-75
Jeff Jenkins	1980-84	Donald Donovan	1945-47	Archie Walker	1975-80	DeWaan Rose	1990-95	John Gorman	1965-67
Edward Kluska	1937-39	Anthony Hicks	1979-83	Nicholas Weiler	1939-40	Matt Stainbrook	2012-15^	Robert Pelkington	1961-64
Byron Larkin	1984-88	Albert Howe	1937-38	Andy Witte	1981-82	Matt Terpening	1996-98	Ralph Richter	1978-79
Ron Nicolai #	1959-61	John Koprowski	1936-37			Keith Walker	1976-77	Terry Sillies	1968-71
Jay O'Hara	1942-43	Pius Litzinger	1938-39	34				Tom Skaleski	1971-72
Charlie Phillips	1958-59	Jeff Massey	1993-95	Jim Bothen	1962-63	41		Bryan Williams	1964-66
Tom Simms	1951-53	Joseph McDaniel	1939-40	Maurice Brantley	1989-90	Tom Binegar #	1969-70		
Nicholas Weiler #	1939-40	Ray Mueller	1961-63	Stanley Burrell	2004-08	Denny Crane #	1964-66	51	
		Robert Mulligan	1940-42	Kevin Carr	1994-97^	John Gorman #	1963-64	Don Darby#	1967-70
24		Colin Parker	1987-91	Ray Epton	1983-84	Robert Heiny	1945-47	John Gorman #	1965-67
J.D. Barnett	1986-88	Bob Quick	1965-68	Myles Hanson	2018-20	Paul Margerum	1951-54	Robert Pelkington #	1961-64
Paul Beckman	1937-39	Ed Tepe	1959-61	Albert Howe	1938-39	Mike McMahan #	1960-63	Bryan Williams #	1964-66
Mark Brinkman	1973-74	Bill Tepe	1934-36	Chuck Kirkhoff	1952-53	James Posey	1995-99^		
Alvin Brown	1997-02^	David West	1999-03	Joseph McDaniel #	1939-40	Jerry Quinlan	1940-42	52	
Tom Condon	1980-82			Charley McEvoy	1937-38	Tom Rohling #	1966-69	Jim Bothen	1963-65
Tim Deardorff	1971-72	31		Paul Perrine	1940-41	Adam Simons	2005-07	Will Caudle	2001-06^
Thomas Freppon	1961-64	Reggie Bell	1986-87	Frank Pinchback	1959-62	Joe Viviano	1956-59	Jim Enright	1959-63
Joe Gromada	1968-71	Don Bolton	1945-48	Lloyd Price	1998-01			Jim Haffner	1957-59
Jim Haffner	1959-61	Ducky Castelle	1957-59	Ralph Richter	1979-80	42		Tu Holloway	2008-12
Richard Harris	1982-86	Tim Chadwell	1978-79	Hank Stein	1956-59	Tom Binegar	1969-72	Rich Piontek	1957-60
Ken Harvey	1993-97	Obi Harris	1998-00	Elijah Tucker	2022-23	Ben Cooper	1963-66	Ted Rombach	1965-66
Tom Hext	1964-66	Bob Heim	1951-53	Lou Vonderbrink	1953-54	Matt DeBoor	1951-54	Tom Schlager	1966-68
David Hils	1952-53	Dwight Hollins	1979-81	Tyrice Walker	1990-94	Gary Deidrick	1972-75	Dwayne Wilson	1989-93
Jerome Holmes	1988-89	John Kelley	1981-86^	Jack Wambach	1963-66	Corny Freeman	1956-58		
Drew Lavender	2005-08^	Frank Kucia	1936-38	John Zeides	1966-68	Walt Gorka	1966-68	53	
Charles McEvoy	1936-37	Ron Laker	1972-76			Tyrone Hill	1986-90	Rusty Blossom #	1969-72
Andrew Mitchell	2014-15	Jason Love	2006-10	35		Billy Kirvin	1959-62	Jim Bothen #	1963-65
Anthony Myles	2002-04	Dave Minor	1988-90	Doug Alt #	1969-72	Leo McDermott	1962-63	Ryan Caldwell	1999-03
Jack Nunge	2021-23	Ray Mueller #	1961-63	Dexter Bailey	1980-84	John Shimko	1980-84	Jim Enright #	1959-63
Jim O'Connell	1953-54	Isaiah Philmore	2011-14^	Jim Bothen #	1962-65	Steve Spivery	1976-79	Brad Noble	1982-85^
Joe Pangrazio	1966-68	Bob Quick #	1965-68	Don Darby	1968-70	Ed Tepe	1958-59	Jim Puthoff	1956-59
Conor Peterson	2016-17	Harry Russ	1939-40	Anthony Espelage	1945-47	43		Ted Rombach #	1965-66
Leo Phillips	1958-59	Ian Sabourin	2022-23	Bob Fullarton	1970-73	Perry Ashley #	1968-70	Tom Schlager #	1966-69
Kamall Richards	2013-14	Leo Sack	1933-36	Bob Fullarton	1970-73	Tyson Brit	1993-96		
KyKy Tandy	2019-21	Terry Sillies #	1968-71	RaShid Gaston	2016-17	Ben Cooper #	1963-66	54	
Frank Tartaron	1956-58	Travis Taylor	2010-11^	Zach Hankins	2018-19	Walt Gorka #	1966-68	Tom Compton	2000-04
Robbie Williams	1972-73	Ed Tepe #	1959-61	Anthony Hubbard	1973-77	Chuck Hofmann	1952-54	Jay Eck	1970-73
		John Thumann	1939-42	Bob King	1977-80	Billy Kirvin #	1959-62	Chuck Kromer	1968-70
25		Marty Wolf	1975-78	Jim Kromer	1994-97	Leo McDermott #	1962-63	James Lacey	1965-67
Jack Cahill	1952-54	32		Bob Nunge	2022-23	Tony Olberding	1956-58	John Miller	1976-77
Jason Carter	2019-21	Jim Boothe	1956-57	Frank Pinchback #	1959-62			Sean O'Mara	2014-18
Spencer Cody	2021-22	Maurice Brantley	1990-92	Pete Sears	1993-95	44		Mike Plunkett	1973-76
Nick Daniels	1975-79	Keenan Christiansen	2002-06	Erik Stenger	2011-14^	Jim Douglas	1983-85	Tony Roehrich	1977-79
Pat Donovan	1938-39	Kevin Coker	2012-16	Tom St. John	1952-53	Jon Hanley	1979-83	John Stasio	1962-65
Thomas Freppon #	1961-64	Broderick Dow	1977-81	Desmond Walker	1998-99	Bob Heim	1953-54	Larry Sykes	1991-95
Joe Gromada #	1968-71	Bill Ferguson	1935-36	Jack Wambach #	1963-66	Griffin McKenzie	2010-12	Jack Thobe	1959-62
Jim Haffner #	1959-61	Kenny Frease	2008-12	John Zeides #	1966-69	Ron Nicolai	1958-59	Andre Walker	2011-12
Michael Hawkins	1991-95	Zach Freemantle	2019-23	36		Fred O'Brien	1952-53		
Tom Hext #	1964-66	Albert Geselbacht	1937-40	Bob Benjamin	1945-48	Luther Rackley	1966-69	55	
Robert Himmeler #	1939-40	Al Gundrum	1957-59	William Gates	1939-41	Harry Rieckelman	1969-71	Reggie Butler	1996-01^
Dante Jackson	2007-11	Gary Holle	1972-73	Jack Steenken	1941-42	Ted Rombach	1963-65	Jordan Crawford	2008-10^
Keith Jackson	2001-05	George Hollenstein	1960-63			Mike Rotterman	1967-68	Eddie Johnson	1981-86^
Leo Murray	1995-97	Paul Kobussen	1967-68	37		Pete Schmeling	1959-62	Paul Kobussen #	1967-68
Jim O'Connell	1954-56	John Macel	1964-67	Ed Bissmeyer	1945-46	Joe Sunderman	1975-79	Bob Koester	1986-90
Joe Pangrazio #	1966-68	Mike McCall	1973-77	Edward Kluska	1939-40	Dick Thies	1965-66	Chuck Kromer #	1968-70
Dave Plunkett	1972-75	Charlie Phillips	1959-60	Robert Kruer	1941-42	Aaron Turner	1998-00^	Jim Kromer	1993-94
Dwayne Wilson	1988-89^	Dave Piontek	1953-54	Charley McEvoy	1935-36	Gerry Wessels	1957-58	James Lacey #	1965-67
Michael Wolf	2022-23	Jim Renforth	1986-90^	38		Aaron Williams	1989-93	J.P. Macura	2014-18
Steve Wolf	1980-83	Bert Robben	1939-42	Stan Ense	1940-42	Tilt Willis	1971-73	John Stasio #	1962-65
		Russ Sweeney	1933-35	Al Geselbacht	1939-40			Jack Thobe #	1959-62
26		Ryan Welage	2018-19			45			
Phil Sheridan	1936-37	Darnell Williams	1995-00^	39		James Baronas	1998-02	Current players are in bold;	
John Sweeney	1937-39			Herm Hornhorst	1945-47	Bradley Colbert	2022-23	the 2023-24 jerseys are not	
		33		Jack MacKenna	1935-36	Luther Rackley #	1966-69	included on this list	
27		Brandon Cole	2002-07^	James Vaughan	1939-40	Harry Rieckelman #	1969-71	# Worn as away jersey	
Donald Bailey	1936-37	Jim Dentinger	1956-59					^ Redshirted 1 or more years	
Pat Donovan	1937-38								

INDIVIDUAL RECORDS

MOST POINTS

Game	50	Steve Thomas (vs. Detroit)	1-6-64
	47	David West (vs. Dayton)	2-8-03
	45	Byron Larkin (vs. Loyola of Chicago)	2-28-86
	45	Steve Thomas (vs. Cincinnati)	3-4-64
	45	Gene Smith (vs. Georgetown, Ky.)	1-12-52
Season	792	Byron Larkin	1986-87
	779	Steve Thomas	1963-64
	758	Byron Larkin	1987-88
Career	2,696	Byron Larkin	1984-88
	2,261	Trevon Bluiett	2014-18
	2,132	David West	1999-2003
	2,005	Romain Sato	2000-04
	2,003	Tyrone Hill	1986-90
	1,885	Lenny Brown	1995-99

HIGHEST POINT AVERAGE

Season	30.0	Steve Thomas	1963-64
	*28.9	Steve Thomas	1964-65
	25.3	Byron Larkin	1987-88
Career	23.6	Steve Thomas	1962-66
	22.3	Byron Larkin	1984-88
	21.0	Bob Quick	1965-68

*Not official record since he played only 14 games.

MOST POINTS IN A GAME AT CINTAS CENTER

47	David West (vs. Dayton)	2-8-03
----	-------------------------	--------

MOST POINTS IN A GAME AWAY FROM HOME

45	Byron Larkin (vs. Loyola of Chicago)	2-28-86
----	--------------------------------------	---------

MOST REBOUNDS

Game	31	Bob Pelkington (vs. St. Francis Pa.)	2-18-64
	28	Corny Freeman (three times)	1956-57
Season	*567	Bob Pelkington	1963-64
	*526	Corny Freeman	1956-57
	454	Bob Pelkington	1962-63
Career	1,380	Tyrone Hill	1986-90
	1,325	Bob Pelkington	1961-64
	1,308	David West	1999-2003
	1,080	Brian Grant	1990-94

*Indicates led nation in rebounding.

HIGHEST REBOUND AVERAGE

Season	*21.8	Bob Pelkington	1963-64
	*18.8	Corny Freeman	1956-57
	16.2	Bob Pelkington	1962-63
Career	16.6	Bob Pelkington	1961-64
	12.7	Luther Rackley	1966-69
	12.1	Dave Piontek	1953-56
	12.0	Bob Quick	1965-68

*Indicates led nation in rebounding.

MOST ASSISTS

Game	18	Keith Walker (vs. Detroit)	2-7-80
	15	Dee Davis (vs. Providence College)	2-7-15
	15	Dee Davis (vs. Fairleigh Dickinson)	11-9-12
	15	Tu Holloway (vs. La Salle)	2-22-11
	15	Ralph Lee (vs. Loyola of Chicago)	2-28-86
	15	Dave Lynch (vs. St. Francis, Pa.)	1-15-66
Season	251	Ralph Lee	1985-86
	221	Dee Davis	2014-15
	199	Ralph Lee	1984-85
Career	699	Ralph Lee	1982-86
	639	Jamal Walker	1987-91
	550	Tu Holloway	2008-12
	544	Quentin Goodin	2016-20

MOST STEALS

Game	9	James Posey (vs. Fordham)	1-10-98
	8	Jamal Walker (vs. Fordham)	1-5-91
	8	Stan Kimbrough (vs. Louisville)	11-18-88
	8	Anthony Hicks (vs. Butler)	2-2-82
	8	Keith Walker (vs. Valparaiso)	2-17-79
Season	102	James Posey	1998-99
	81	Lenny Brown	1997-98
	79	Nick Daniels	1977-78
	69	Stan Kimbrough	1988-89
	63	James Posey	1997-98
	63	Byron Larkin	1987-88
	62	Lenny Brown	1996-97
	62	Lenny Brown	1998-99
Career	242	Lenny Brown	1995-99
	226	Anthony Hicks	1979-83
	214	James Posey	1996-99
	202	Nick Daniels	1975-79

MOST BLOCKS

Game	8	David West (vs. Coastal Carolina)	11-17-01
	7	David West (at Rhode Island)	1-23-02
	7	David West (at La Salle)	2-25-01
	7	Dave Payton (vs. Southwestern of Memphis)	2-26-78
	7	Aaron Williams (vs. Loyola of Chicago)	2-6-90
	6	Zach Hankins (vs. Detroit Mercy)	12-21-18
	6	Travis Taylor (vs. Saint Louis)	3-6-13
	6	David West (vs. George Washington)	2-3-01
	6	Reggie Butler (vs. Eastern Kentucky)	11-22-00
	6	Aaron Williams (vs. Mt. St. Mary's)	11-24-90
	6	Brian Grant (vs. George Washington)	2-12-94
	6	James Posey (vs. Temple)	2-14-99
Season	80	David West	2001-02
	61	David West	2000-01
	57	Aaron Williams	1990-91
	57	Aaron Williams	1991-92
	55	Aaron Williams	1992-93
	54	Zach Hankins	2018-19
Career	228	David West	1999-2003
	197	Aaron Williams	1989-93
	140	Justin Doellman	2003-07
	130	Kenny Frease	2008-12
	127	Jason Love	2006-10
	127	Brian Grant	1990-94

MOST FIELD GOAL ATTEMPTS

Game	34	Steve Thomas (vs. Detroit)	1-6-64
Season	637	Steve Thomas	1963-64
Career	1,949	Byron Larkin	1984-88

MOST FIELD GOALS MADE

Game	18	Steve Thomas (vs. Detroit)	1-6-64
Season	302	Steve Thomas	1963-64
Career	1,022	Byron Larkin	1984-88

HIGHEST FIELD GOAL PERCENTAGE

Season	.686	Zach Hankins (162-236)	2018-19
	.654	Brian Grant (223-341)	1992-93
Career (2 years)	.619	Brian Thornton	2004-06
Career (3 or 4 years)	.595	Tyrique Jones	2016-20

MOST 3-PT. FIELD GOALS MADE

Game	9	Trevon Bluiett (vs. Cincinnati)	1-26-17
	9	Romain Sato (vs Rhode Island)	2-15-03
	8	Adam Kunkel (vs. Norfolk State)	11-21-21
	8	Trevon Bluiett (vs. Seton Hall)	2-14-18
	8	Romain Sato (at Rhode Island)	1-13-01
	7	Nate Johnson (vs. Georgetown)	3-5-22
	7	Nate Johnson (vs. Virginia Tech)	11-26-21
	7	Nate Johnson (vs. Oklahoma)	12-9-20
	7	Brad Redford (vs. George Washington)	1-12-13
	7	B.J. Raymond (vs. Auburn)	12-3-08
	7	Drew Lavender (vs. Charlotte)	2-3-07
	7	Lionel Chalmers (vs. Fordham)	2-7-04
	7	Romain Sato (vs. Duquesne)	1-30-02
	7	Maurice McAfee (vs. St. Bona in A-10 Trn.)	3-9-00
	7	Jamie Gladden (vs. Wichita State)	12-30-92
	7	Jamie Gladden (vs. Cincinnati)	1-27-93
Season	105	Trevon Bluiett	2017-18
	104	Lenny Brown	1998-99
	101	Lionel Chalmers	2003-04
Career	319	Trevon Bluiett	2014-18
	307	Romain Sato	2000-04
	236	Lenny Brown	1995-99
	235	Lionel Chalmers	2000-04

MOST 3-PT. FIELD GOAL ATTEMPTS

Game	16	Romain Sato (vs. Rhode Island)	2-15-03
	15	Jeff Massey (vs. La Salle)	1-14-95
	15	Jamie Gladden (vs. Butler)	3-7-92
Season	263	Lenny Brown	1998-99
Career	836	Romain Sato	2000-04
	831	Trevon Bluiett	2014-18
	646	Lenny Brown	1995-99

HIGHEST 3-PT. FIELD GOAL PERCENTAGE (3 ATT./GAME MIN.)

Game	1.000	Drew Lavender (5-5 at St. Bonaventure)	1-24-07
	1.000	Josh Duncan (5-5 at Charlotte)	2-13-08
	1.000	Dee Davis (5-5 at Cincinnati)	2-18-14
Season	.465	Brad Redford (53-114)	2008-09
Career	.435	Jamie Gladden (154-354)	1989-93

MOST FREE THROW ATTEMPTS

Game	24	Bob Quick (vs. Marquette)	2-26-68
Season	270	Tu Holloway	2010-11
Career	874	David West	1999-2003

MOST FREE THROWS MADE

Game	22	Bob Quick (vs. Marquette)	2-26-68
Season	235	Tu Holloway	2010-11
Career	675	Tu Holloway	2008-12
	662	David West	1999-2003

HIGHEST FREE THROW PERCENTAGE

Game	1.000	Tu Holloway (17-17 at Richmond)	1-29-11
Season	*.902	Joe Geiger (74-82)	1961-62
Career	.852	Tu Holloway (675-792)	2008-12
Career (one year)	.871	Souley Boum (155-178)	2022-23

*Indicates led nation in free throw percentage.

MOST WINS

Career	108	Jason Love	2006-10
	107	Dante Jackson & Joe Hughes	2007-11

MOST PERSONAL FOULS

Season	123	James Posey	1998-99
Career	419	Tyrone Hill	1986-90

MOST GAMES PLAYED

151	Paul Scruggs	2017-22
142	Trevon Bluiett	2014-18
141	J.P. Macura	2014-18
137	Dante Jackson	2007-11
137	B.J. Raymond	2005-09
137	Kenny Frease	2008-12
135	Tyrique Jones	2016-20
134	Quentin Goodin	2016-20
134	Tu Holloway	2008-12

MOST STARTS

Career	136	Trevon Bluiett	2014-18
	130	Romain Sato	2000-04

MOST CONSECUTIVE STARTS

Career	130	Romain Sato	2000-04
	126	David West	1999-2003

MOST STARTS AS A FRESHMAN

33	David West	1999-2000
----	------------	-----------

MOST DOUBLE-DOUBLES IN SCORING-REBOUNDING

Season	24	Tyrone Hill	1989-90
	22	David West	2002-03
	21	Tyrique Jones	2019-20
	20	David West	2000-01
	20	Tyrone Hill	1988-89
Career	68	David West	1999-2003
	64	Tyrone Hill	1986-90

MOST CONSECUTIVE GAMES WITH A DOUBLE-DOUBLE IN SCORING-REBOUNDING

10	Tyrone Hill	Jan.18-Feb. 22, 1990
10	David West	Jan. 7-Feb. 15, 2003
9	Tyrique Jones	Jan. 22-Feb. 22, 2020

INDIVIDUAL RECORDS

MOST GAMES SCORING IN DOUBLE FIGURES

Season	34	Jordan Crawford	2009-10
	33	Trevon Bluiett	2016-17
	33	Romain Sato	2003-04
	33	Souley Boum	2022-23
Career	117	Byron Larkin	1984-88
	116	Trevon Bluiett	2014-18

MOST CONSECUTIVE GAMES SCORING IN DOUBLE FIGURES

78	Byron Larkin	1986-88
56	David West	1999-2003
42	Stan Kimbrough	1986-89

MOST CAREER 20-POINT PLUS GAMES

83	Byron Larkin	1984-88
----	--------------	---------

MOST SEASONS AS TEAM'S LEADING SCORER

4	Byron Larkin	1984-88
---	--------------	---------

MOST SEASONS AS TEAM'S LEADING REBOUNDER

4	David West	1999-2003
4	Brian Grant	1990-94
4	Tyrone Hill	1986-90

MOST CONSECUTIVE FIELD GOALS MADE

16	Josh Duncan	2007-08
----	-------------	---------

MOST CONSECUTIVE FREE THROWS MADE

31	Romain Sato	2003-04
31	James Posey	1998-99
30	Bill Kirvin	1959-60
27	Tu Holloway	2008-09

SINGLE GAME INDIVIDUAL RECORDS BY CLASS

POINTS

FRESHMAN:

35	Darnell Williams	vs. Duquesne (2-24-96)
32	Stanley Burrell	at Duquesne (2-13-05)
31	Romain Sato	at Rhode Island (1-13-01)

SOPHOMORE:

45	Byron Larkin	vs. Loyola (Chicago) (2-28-86)
34	Romain Sato	vs. G. Washington (2-14-02)
34	Jerry Helmers	vs. Niagara (12-23-69)
34	Tim O'Connell	at Memphis State (1-29-66)
34	Steve Thomas	vs. St. Bonaventure (3-9-63)

JUNIOR:

50	Steve Thomas	vs. Detroit (1-6-64)
45	Steve Thomas	vs. Cincinnati (3-4-64)

SENIOR:

47	David West	vs. Dayton (2-8-03)
45	Gene Smith	vs. Georgetown (KY) (12-4-52)
41	Steve Thomas	vs. St. Bonaventure (12-23-64)

REBOUNDS

FRESHMAN:

16	Jalen Reynolds	vs. St. John's at MSG (2-25-14)
16	Derrick Brown	vs. BYU (3-15-07)
16	Brian Grant	vs. Butler (2-12-91)
16	Romain Sato	vs. Samford (11-28-00)

SOPHOMORE:

28	Corny Freeman	vs. Minnesota (12-27-56)
		vs. Loyola (MD) (1-31-57)
		at W. Kentucky (2-27-57)

JUNIOR:

24	Bob Pelkington	vs. Gannon (12-12-62)
23	Tyrone Hill	vs. Loyola (Chicago) (2-9-89)
23	Bob Pelkington	at Marquette (1-12-63)

SENIOR:

31	Bob Pelkington	vs. St. Francis (PA) (2-18-64)
30	Bob Pelkington	vs. Canisius (1-28-64)

ASSISTS

FRESHMAN:

11	Dedrick Finn	vs. Rhode Island (2-15-03)
11	Michael Hawkins	vs. Fordham (2-26-92)

SOPHOMORE:

15	Dee Davis	vs. Fairleigh Dickinson (11-9-12)
12	Quentin Goodin	vs. Villanova (2-17-18)
12	Jamal Walker	vs. Valparaiso (1-7-89)
12	Keith Walker	vs. Valparaiso (2-18-78)

JUNIOR:

15	Tu Holloway	vs. La Salle (2-22-11)
15	Dave Lynch	vs. St. Francis (PA) (1-15-66)

SENIOR:

18	Keith Walker	vs. Detroit (2-7-80)
15	Dee Davis	vs. Providence (2-7-15)

STEALS

FRESHMAN:

6	Brian Grant	vs. Marquette (2-7-91)
6	David West	vs. St. Mary's (12-21-99)
6	Lionel Chalmers	vs. Miami (11-18-00)

SOPHOMORE:

6	Anthony Hicks	vs. Union (12-1-80)
---	---------------	---------------------

JUNIOR:

9	James Posey	vs. Fordham (1-10-98)
---	-------------	-----------------------

SENIOR:

8	Stan Kimbrough	vs. Louisville (11-18-88)
8	Jamal Walker	vs. Fordham (1-5-91)

BLOCKED SHOTS

FRESHMAN:

7	Aaron Williams	vs. Loyola Chicago (2-6-90)
---	----------------	-----------------------------

SOPHOMORE:

7	David West	at La Salle (2-15-01)
6	Aaron Williams	vs. Mt. St. Mary's (11-24-90)
6	David West	vs. G. Washington (2-3-01)

JUNIOR:

8	David West	vs. Coastal Carolina (11-17-01)
7	David West	at Rhode Island (1-23-02)
7	Dave Payton	vs. SW of Memphis (2-26-78)

SENIOR:

6	Zach Hankins	vs. Detroit Mercy (12-21-18)
6	Travis Taylor	vs. Saint Louis (3-6-13)
6	Brian Grant	vs. G. Washington (2-12-94)
6	James Posey	vs. Temple (2-14-99)
6	Reggie Butler	vs. E. Kentucky (11-22-00)
6	Jason Love	vs. Dayton (1-16-10)
6	Kenny Frease	vs. IPFW (11-15-11)



Byron Larkin, Xavier's all-time leading scorer and in the top 30 in scoring in NCAA Division I history, scored a Xavier sophomore record 45 points in a win over Loyola of Chicago in the 1986 MCC Tournament. Larkin, who is in his 26th season as a member of the XU radio broadcast team, led Xavier to its first-ever NCAA Tournament victory with a win over Missouri in the 1987 first round.



Ralph Lee holds the school record for most assists in a career (699) and dished off a school record 251 assists in his senior season of 1985-86. Lee is seen here dribbling up court with the old red, white and blue National Invitation Tournament basketball used during the 1984 NIT games at Cincinnati Gardens. XU defeated Ohio State and Nebraska in 1984 at Cincinnati Gardens to advance to the NIT Quarterfinals.



Bill Kirvin, a member of the Xavier Athletic Hall of Fame, earned a reputation as one of the nation's best free-throw shooters. His school record streak of 30 straight free throws made stood for almost 40 years.

SCORING RECORDS

SEASON	SCORING LEADER	G	FG (3)	FT	TP	AVG.
2022-23	Souley Boum, G	37	186 (78)	155	605	16.4
2021-22	Jack Nunge, F	36	167 (35)	115	484	13.4
2020-21	Zach Freemantle, F	21	138 (25)	38	339	16.1
2019-20	Naji Marshall, F	31	190 (44)	98	522	16.8
2018-19	Naji Marshall, F	33	166 (48)	104	484	14.7
2017-18	Trevon Bluiett, G	35	202 (105)	167	676	19.3
2016-17	Trevon Bluiett, G	36	212 (91)	150	665	18.5
2015-16	Trevon Bluiett, G	34	170 (78)	94	512	15.1
2014-15	Matt Stainbrook, C	37	173 (1)	107	454	12.3
2013-14	Semaj Christon, G	34	201 (19)	157	578	17.0
2012-13	Semaj Christon, G	30	162 (7)	125	456	15.2
2011-12	Tu Holloway, G	34	166 (45)	218	595	17.5
2010-11	Tu Holloway, G	32	168 (60)	235	631	19.7
2009-10	Jordan Crawford, G	35	260 (79)	119	718	20.5
2008-09	B.J. Raymond, G	35	167 (84)	76	494	14.1
2007-08	Josh Duncan, F	37	141 (55)	122	459	12.4
2006-07	Justin Doellman, F	34	164 (42)	95	465	13.7
2005-06	Stanley Burrell, G	32	165 (69)	61	460	14.4
	*Brian Thornton, F	21	114 (0)	94	322	15.3
2004-05	Stanley Burrell, G	29	126 (61)	56	369	12.7
2003-04	Lionel Chalmers, G	37	204 (101)	105	614	16.6
2002-03	David West, F	32	213 (9)	209	644	20.1
2001-02	David West, F	32	196 (9)	185	586	18.3
2000-01	David West, F	29	174 (0)	168	516	17.8
1999-00	Maurice McAfee, G	33	155 (89)	98	497	15.1
1998-99	Lenny Brown, G	36	229 (104)	91	653	18.1
1997-98	Darnell Williams, G-F	28	184 (39)	78	485	17.3
1996-97	Lenny Brown, G	29	160 (56)	77	453	15.6
1995-96	Lenny Brown, G	27	111 (28)	88	338	12.5
1994-95	Jeff Massey, G	28	188 (77)	77	530	18.9
1993-94	Brian Grant, C	29	181 (1)	122	485	16.7
1992-93	Brian Grant, C	30	223 (0)	110	556	18.5
1991-92	Jamie Gladden, G	27	201 (50)	73	525	19.4
1990-91	Jamie Gladden, G	32	190 (35)	71	486	15.2
1989-90	Tyrone Hill, F	32	250 (0)	146	646	20.2
1988-89	Tyrone Hill, F	33	235 (0)	155	625	18.9
1987-88	Byron Larkin, G	30	296 (19)	147	758	25.3
1986-87	Byron Larkin, G	32	278 (32)	204	792	24.8
1985-86	Byron Larkin, G	30	261	132	654	21.8
1984-85	Byron Larkin, G	29	187	118	492	17.0
1983-84	Jeff Jenkins, C-F	33	223	115	561	17.0
1982-83	Anthony Hicks, G	30	171	106	448	14.9
1981-82	Anthony Hicks, G	28	226	120	572	20.4
1980-81	Anthony Hicks, G	27	183	85	451	16.7
1979-80	Jon Hanley, F	24	187	68	442	18.4
1978-79	Nick Daniels, G	27	239	95	573	21.2
1977-78	Nick Daniels, G	27	191	68	450	16.7
1976-77	Dale Haarman, F	27	137	85	359	13.3
1975-76	Garry Whitfield, G	26	151	122	424	16.3
1974-75	Mike Plunkett, F	26	172	70	414	15.9
1973-74	Mike Plunkett, F	26	148	68	364	14.0
1972-73	Conny Warren, C-F	26	158	74	390	15.0
1971-72	Bob Fullarton, C	26	149	87	385	14.8
1970-71	Jerry Helmers, F	26	190	125	505	19.4
1969-70	Jerry Helmers, F	24	161	99	421	17.5
1968-69	Luther Rackley, C	26	169	117	455	17.5
1967-68	Bob Quick, F	26	218	179	615	23.7
1966-67	Bob Quick, F	26	181	140	502	19.3
1965-66	Bob Quick, F	26	205	109	519	20.0
1964-65	Bryan Williams, F	24	133	95	344	14.3
	*Steve Thomas, G	14	166	73	405	28.9
1963-64	Steve Thomas, G	26	302	175	779	30.0
1962-63	Steve Thomas, G	28	180	91	451	16.1
1961-62	Jack Thobe, C-F	26	152	75	379	14.6
1960-61	Jack Thobe, C-F	25	177	84	438	17.5
1959-60	Jack Thobe, C-F	26	203	73	479	18.4
1958-59	Joe Viviano, F	25	162	101	425	17.0
1957-58	Joe Viviano, F	30	211	122	544	18.1
1956-57	Corny Freeman, C-F	28	156	122	434	15.5
1955-56	Jim Boothe, G	28	158	146	462	16.5
1954-55	Dave Piontek, C	26	156	127	439	16.9
1953-54	Dave Piontek, C	30	157	124	438	14.6
1952-53	Huck Budde, F	23	174	153	501	21.8
1951-52	Gene Smith, C	24	195	105	495	20.6
1950-51	Gene Smith, C	26	143	75	361	13.9
1949-50	Gene Smith, C	16	104	45	253	15.8
1948-49	Malcolm McMullen, C	26	125	61	311	12.0
1947-48	Art Morthorst, F	32	137	49	323	10.1

* Had the team's top scoring average but did not play in 75 percent of the games

"TOP 25" SINGLE SEASON SCORING TOTALS

PLAYER, POSITION	YEAR	GF	FGM (3)	FTM	TP	AVG.
1. Byron Larkin, G	86-87	32	278 (32)	204	792	24.8
2. Steve Thomas, G	63-64	26	302	175	779	30.0
3. Byron Larkin, G	87-88	30	296 (19)	147	758	25.3
4. Jordan Crawford, G	09-10	35	260 (79)	119	718	0.5
5. Trevon Bluiett, G	17-18	35	202 (105)	167	676	19.3
6. Trevon Bluiett, G	16-17	36	212 (91)	150	665	18.5
7. Byron Larkin, G	85-86	30	261	132	654	21.8
8. Lenny Brown, G	98-99	36	229 (104)	91	653	18.1
9. Tyrone Hill, F	89-90	32	250	146	646	20.2
10. David West, F	02-03	32	213 (9)	209	644	20.1
11. Tu Holloway, G	10-11	32	168 (60)	235	631	19.7
12. Tyrone Hill, F	88-89	33	235	155	625	18.9
13. Stan Kimbrough, G	88-89	33	234 (70)	82	620	18.8
14. Bob Quick, F	67-68	26	218	179	615	23.7
15. Lionel Chalmers, G	03-04	37	20 (101)	105	614	16.6
16. James Posey, F	98-99	36	191 (48)	179	609	16.9
17. Souley Boum, G	22-23	37	186 (78)	155	605	16.4
18. Romain Sato, G	03-04	37	179 (75)	170	603	16.3
19. Tu Holloway, G	11-12	34	166 (45)	218	595	17.5
20. David West, F-C	01-02	32	196 (9)	185	586	18.3
21. Romain Sato, F	02-03	32	182 (84)	131	579	18.1
22. Semaj Christon, G	13-14	34	201 (19)	157	578	17.0
23. Nick Daniels, G	78-79	28	239	95	573	21.2
24. Anthony Hicks, G	81-82	28	226	120	572	20.4
25. Jeff Jenkins, C-F	83-84	33	223	115	561	17.0

LEADING SCORERS BY CLASS

FRESHMEN

BY TOTAL

Byron Larkin (84-85) 492
 Semaj Christon (12-13) 456
 Trevon Bluiett (14-15) 408
 Gary Massa (77-78) 391

BY AVERAGE

Byron Larkin (84-85) 17.0
 Semaj Christon (12-13) 15.2
 Nick Daniels (75-76) 15.0
 Gary Massa (77-78) 14.5

SOPHOMORES

BY TOTAL

Jordan Crawford (09-10) 718
 Byron Larkin (85-86) 654
 Semaj Christon (13-14) 578
 Bob Quick (65-66) 519

BY AVERAGE

Byron Larkin (85-86) 21.8
 Jordan Crawford (09-10) 20.5
 Bob Quick (65-66) 20.0
 Jack Thobe (59-60) 18.4

JUNIORS

BY TOTAL

Byron Larkin (86-87) 792
 Steve Thomas (63-64) 779
 Trevon Bluiett (16-17) 665
 Tu Holloway (10-11) 631

BY AVERAGE

Steve Thomas (63-64) 30.0
 Byron Larkin (86-87) 24.8
 Anthony Hicks (81-82) 20.4
 Tu Holloway (10-11) 19.7

SENIORS

BY TOTAL

Byron Larkin (87-88) 758
 Trevon Bluiett (17-18) 676
 Lenny Brown (98-99) 653
 Tyrone Hill (89-90) 646

BY AVERAGE

Byron Larkin (87-88) 25.3
 Bob Quick (67-68) 23.7
 Huck Budde (52-53) 21.8
 Nick Daniels (78-79) 21.2

SEASON	REBOUND LEADER	G	NO.	AVG.
2022-23	Jack Nunge, F	37	289	7.8
	+Zach Freemantle, F	22	179	8.1
2021-22	Jack Nunge, F	36	268	7.4
2020-21	Zach Freemantle, F	21	187	8.9
2019-20	Tyrique Jones, F	32	354	11.1
2018-19	Tyrique Jones, F	34	262	7.7
2017-18	Trevon Bluiett, F	35	193	5.5
2016-17	RaShid Gaston, F	38	225	5.9
2015-16	James Farr, F	34	266	7.8
2014-15	Matt Stainbrook, C	37	257	6.9
2013-14	Matt Stainbrook, C	33	244	7.4
2012-13	Travis Taylor, F	31	278	9.0
2011-12	Kenny Frease, C	36	219	6.1
2010-11	Jamel McClean, F	31	261	8.4
2009-10	Jason Love, F-C	35	305	8.7
2008-09	Derrick Brown, F	35	212	6.1
2007-08	Derrick Brown, F	37	242	6.5
2006-07	Justin Doellman, F	34	188	5.5
2005-06	Justin Doellman, F	32	215	6.7
2004-05	Justin Doellman, F	29	173	6.0
2003-04	Romain Sato, G	37	297	8.0
2002-03	David West, F	32	378	11.8
2001-02	David West, F	32	313	9.8
2000-01	David West, F	29	316	10.9
1999-00	David West, F	33	301	9.1
1998-99	James Posey, F	36	322	8.9
1997-98	James Posey, F	30	253	8.4
1996-97	James Posey, F	29	226	7.8
1995-96	T.J. Johnson, F	28	189	6.8
1994-95	Larry Sykes, C-F	27	291	10.8
1993-94	Brian Grant, C	29	287	9.9
1992-93	Brian Grant, C	30	283	9.4
1991-92	Brian Grant, C	26	237	9.1
1990-91	Brian Grant, C	32	273	8.5
1989-90	Tyrone Hill, F	32	402	12.6
1988-89	Tyrone Hill, F	33	403	12.2
1987-88	Tyrone Hill, F	30	314	10.5
1986-87	Tyrone Hill, F	31	261	8.4
1985-86	Eddie Johnson, C	30	202	6.7
1984-85	Walt McBride, G-F	29	159	5.5
1983-84	Dexter Bailey, F	33	192	5.8
1982-83	Dexter Bailey, F	29	194	6.7
1981-82	Dexter Bailey, F	28	211	7.5
1980-81	Dwight Hollins, F	28	139	5.0
1979-80	David Anderson, C	26	198	7.6
1978-79	Joe Sunderman, C	20	171	8.6
1977-78	Steve Spivery, F-C	26	209	8.0
1976-77	Steve Spivery, F-C	27	214	7.9
1975-76	Nick Daniels, G-F	26	185	7.1
	Dale Haarman, F	26	185	7.1
1974-75	Mike Plunkett, F	26	216	8.3
1973-74	Mike Plunkett, F	26	182	7.0
1972-73	Conny Warren, C-F	26	296	11.4
1971-72	Conny Warren, C-F	26	283	10.9
1970-71	Conny Warren, C-F	22	139	6.3
1969-70	Jerry Helmers, F	24	202	8.4
1968-69	Luther Rackley, C	26	363	14.0
1967-68	Bob Quick, F	26	365	14.0
1966-67	Luther Rackley, C	26	328	12.6
1965-66	Bob Quick, F	26	301	11.6
1964-65	Ben Cooper, C	16	209	13.1
1963-64	*Bob Pelkington, C	26	567	21.8
1962-63	Bob Pelkington, C	28	454	16.2
1961-62	Bob Pelkington, C	26	304	11.7
1960-61	Jack Thobe, C-F	25	267	10.7
1959-60	Jack Thobe, C-F	26	260	10.0
1958-59	Rich Piontek, F	19	200	10.5
1957-58	Joe Viviano, F	30	378	12.6
1956-57	*Corny Freeman, C-F	28	526	18.8
1955-56	Dave Piontek, C-F	26	399	15.3
1954-55	Dave Piontek, C-F	26	295	11.3
1953-54	Chuck Hofmann, C-F	30	331	11.0
1952-53	Huck Budde, F	23	233	10.1

* Led Nation

+ Highest average on the team but didn't play minimum number of games to lead the team

"TOP 25" SINGLE SEASON REBOUNDING LEADERS

PLAYER, POSITION	YEAR	G	REB.	AVG.
1. Bob Pelkington, C*	63-64	26	567	21.8
2. Corny Freeman, C-F *	56-57	28	526	18.8
3. Bob Pelkington, C	62-63	28	454	16.2
4. Tyrone Hill, F	88-89	33	403	12.2
5. Tyrone Hill, F	89-90	32	402	12.6
6. Dave Piontek, C-F	55-56	26	399	15.3
7. David West, F	02-03	32	378	11.8
Joe Viviano, F	57-58	30	378	12.6
9. Bob Quick, F	67-68	26	365	14.0
10. Luther Rackley, C	68-69	26	363	14.0
11. Tyrique Jones, F	19-20	32	354	11.1
12. Chuck Hofmann, C-F	53-54	30	331	11.0
13. Luther Rackley, C	66-67	26	328	12.6
Derek Strong, C	89-90	33	328	9.9
15. James Posey, F	98-99	36	322	8.9
16. David West, F	00-01	29	316	10.9
17. Tyrone Hill, F	87-88	30	314	10.5
18. David West, F-C	01-02	32	313	9.8
19. Jason Love, F-C	09-10	35	305	8.7
20. Bob Pelkington, C	61-62	26	304	11.7
21. Bob Quick, F	65-66	26	301	11.6
Dave Piontek, C-F	53-54	30	301	10.0
David West, F	99-00	33	301	9.1
24. Romain Sato, G	03-04	37	297	8.0
25. Conny Warren, C-F	72-73	26	296	11.4

*Led Nation

REBOUND LEADERS (CAREER)

PLAYER, POSITION	SEASONS	G	REBOUNDS	AVG.
1. Tyrone Hill, F	1986-90	126	1,380	11.0
2. Bob Pelkington, C	1961-64	80	1,325	16.6
3. David West, F	1999-03	126	1,308	10.4
4. Brian Grant, C	1990-94	117	1,080	9.2
5. Dave Piontek, C-F	1953-56	82	995	12.1
6. Bob Quick, F	1965-68	78	939	12.0
7. Joe Viviano, F	1956-59	83	906	10.9
8. Romain Sato, G	2000-04	130	892	6.9
9. Tyrique Jones, F	2016-20	135	874	6.5
10. Derek Strong, C	1987-90	96	805	8.4
11. James Posey, F	1996-99	95	801	8.4
12. Trevon Bluiett, G	2014-18	142	762	5.4
13. Luther Rackley, C	1966-69	59	750	12.7
14. Jason Love, F-C	2006-10	126	734	5.8
15. Dexter Bailey, F	1980-84	118	730	6.2
16. Kenny Frease, C	2008-12	137	723	5.3
17. Conny Warren, C-F	1970-73	74	718	9.7
Jack Thobe, C-F	1959-62	77	718	9.3
19. Aaron Williams	1989-93	117	713	6.1
20. Kevin Frey, F	1998-02	130	710	5.5
21. Justin Doellman, F	2003-07	132	708	5.4

LEADING REBOUNDERS BY CLASS

FRESHMEN

BY TOTAL

David West (99-00) 301
 Brian Grant (90-91) 273
 Tyrone Hill (86-87) 261
 Nick Daniels (75-76) 185

BY AVERAGE

David West (99-00) 9.1
 Brian Grant (90-91) 8.5
 Tyrone Hill (86-87) 8.4
 Nick Daniels (75-76) 7.1

SOPHOMORES

BY TOTAL

Corny Freeman (56-57) 526
 Luther Rackley (66-67) 328
 David West (00-01) 316
 Tyrone Hill (87-88) 314

BY AVERAGE

Corny Freeman (56-57) 18.8
 Luther Rackley (66-67) 12.6
 Bob Pelkington (61-62) 11.7
 Bob Quick (65-66) 11.6

JUNIORS

BY TOTAL

Bob Pelkington (62-63) 454
 Tyrone Hill (88-89) 403
 Joe Viviano (57-58) 378
 Chuck Hofmann (53-54) 331

BY AVERAGE

Bob Pelkington (62-63) 16.2
 Joe Viviano (57-58) 12.6
 Dave Piontek (54-55) 11.3
 Chuck Hofmann (53-54) 11.0

SENIORS

BY TOTAL

Bob Pelkington (63-64) 567
 Tyrone Hill (89-90) 402
 Dave Piontek (55-56) 399
 David West (02-03) 378

BY AVERAGE

Bob Pelkington (63-64) 21.8
 Dave Piontek (55-56) 15.3
 Bob Quick (67-68) 14.0
 Luther Rackley (68-69) 14.0

ASSIST RECORDS

SEASON	ASSIST LEADER	G	ASSISTS	AVG.
2022-23	Colby Jones, G	36	158	4.39
	+ Souley Boum, G	37	158	4.27
2021-22	Paul Scruggs, G	33	134	4.06
2020-21	Paul Scruggs, G	21	119	5.67
2019-20	Naji Marshall, F	31	124	4.00
2018-19	Quentin Goodin, G	31	149	4.81
2017-18	Quentin Goodin, G	35	171	4.89
2016-17	Quentin Goodin, G	38	131	3.45
2015-16	Myles Davis, G	34	139	4.09
2014-15	Dee Davis, G	37	221	5.97
2013-14	Dee Davis, G	32	149	4.66
2012-13	Semaj Christon, G	30	139	4.63
2011-12	Tu Holloway, G	34	166	4.88
2010-11	Tu Holloway, G	32	174	5.44
2009-10	Tu Holloway, G	35	138	3.94
2008-09	Dante' Jackson, G	35	94	2.68
2007-08	Drew Lavender, G	36	162	4.50
2006-07	Drew Lavender, G	34	164	4.82
2005-06	Dedrick Finn, G	24	96	4.00
	Stanley Burrell, G	32	105	3.28
2004-05	Dedrick Finn, G	29	122	4.20
2003-04	Dedrick Finn, G	37	124	3.35
2002-03	Dedrick Finn, G	32	139	4.34
2001-02	Lionel Chalmers, G	32	134	4.19
2000-01	Maurice McAfee, G	29	139	4.79
1999-00	Maurice McAfee, G	33	138	4.18
1998-99	Gary Lumpkin, G	36	122	3.39
1997-98	Gary Lumpkin, G	30	134	4.47
1996-97	Gary Lumpkin, G	29	125	4.31
1995-96	Gary Lumpkin, G	28	89	3.18
1994-95	Michael Hawkins, G	28	162	5.79
1993-94	Steve Gentry, G	29	176	6.07
1992-93	Michael Hawkins, G	28	104	3.71
	Steve Gentry, G	30	110	3.67
1991-92	Michael Hawkins, G	27	118	4.37
1990-91	Jamal Walker, G	31	158	5.10
1989-90	Jamal Walker, G	33	196	5.94
1988-89	Jamal Walker, G	27	193	7.15
1987-88	Byron Larkin, G	30	143	4.77
1986-87	Byron Larkin, G	32	113	3.53
1985-86	Ralph Lee, G	30	251	8.37
1984-85	Ralph Lee, G	29	199	6.86
1983-84	Ralph Lee, G	33	162	4.91
1982-83	Anthony Hicks, G	30	121	4.03
1981-82	Anthony Hicks, G	28	121	4.32
1980-81	Anthony Hicks, G	27	109	4.03
1979-80	Keith Walker, G	24	154	6.42
1978-79	Keith Walker, G	27	147	5.44
1977-78	Keith Walker, G	26	137	5.27
1976-77	Dale Haarman, F	27	70	2.59
1975-76	Garry Whitfield, G	26	76	2.92
1974-75	Jim Rippe, G	26	56	2.15
1973-74	Ron Laker, G	24	59	2.46
1972-73	Jim Rippe, G	26	78	3.00
1971-72	Doug Alt, G	26	52	2.00
	Tom Binegar, G/F	26	52	2.00
1970-71	Doug Alt, G	26	44	1.69
1968-69	Chris Hall, G	26	71	2.73
1967-68	Joe Pangrazio, G	26	83	3.19
1966-67	Joe Pangrazio, G	26	61	2.35
1965-66	Bryan Williams, G/F	23	64	2.78
1964-65	Joe McNeil, G	25	63	2.52
1963-64	Bob Pelkington, C	26	89	3.42
1962-63	Joe McNeil, G	23	86	3.74
	Bob Pelkington, C	28	94	3.36
1961-62	Bill Kirvin, G	26	104	4.00
1960-61	Bill Kirvin, G	25	117	4.68
1959-60	Bill Kirvin, G	26	67	2.58
1956-57	Jim Boothe, G	28	59	2.11
1955-56	Jim Boothe, G	28	104	3.71

+ Tied for team lead in total assists but second in average

TOP 25 SINGLE SEASON ASSIST LEADERS

	PLAYER, POSITION	SEASON	G	ASSISTS	AVG.
1.	Ralph Lee, G	85-86	30	251	8.37
2.	Dee Davis, G	14-15	37	221	5.97
3.	Ralph Lee, G	84-85	29	199	6.86
4.	Jamal Walker, G	89-90	33	196	5.94
5.	Jamal Walker, G	88-89	27	193	7.15
6.	Steve Gentry, G	93-94	29	176	6.07
7.	Tu Holloway, G	10-11	32	174	5.44
8.	Quentin Goodin, G	17-18	35	171	4.89
9.	Tu Holloway, G	11-12	34	166	4.88
10.	Drew Lavender, G	06-07	34	164	4.82
11.	Michael Hawkins, G	94-95	28	162	5.79
	Ralph Lee, G	82-83	30	162	5.40
	Drew Lavender, G	07-08	36	162	4.50
14.	Jamal Walker, G	90-91	31	158	5.10
	Colby Jones, G	22-23	36	158	4.39
	Souley Boum, G	22-23	37	158	4.27
17.	Keith Walker, G	79-80	24	154	6.42
18.	Quentin Goodin, G	18-19	31	149	4.81
	Dee Davis, G	13-14	32	149	4.66
20.	Keith Walker, G	78-79	27	147	5.44
21.	Byron Larkin, G	87-88	30	143	4.77
22.	Semaj Christon, G	13-14	34	142	4.18
23.	Stan Kimbrough, G	88-89	33	140	4.24
	Stanley Burrell, G	07-08	37	140	3.78
25.	Maurice McAfee, G	00-01	29	139	4.79
	Semaj Christon, G	12-13	30	139	4.63
	Dedrick Finn, G	02-03	32	139	4.34
	Myles Davis, G	15-16	34	139	4.09

TOP 10 ASSIST LEADERS (CAREER)

	PLAYER, POSITION	SEASONS	G	ASSISTS	AVG.
1.	Ralph Lee, G	1982-86	122	699	5.73
2.	Jamal Walker, G	1987-91	120	639	5.33
3.	Tu Holloway, G	2008-12	134	550	4.10
4.	Quentin Goodin, G	2016-20	134	544	4.06
5.	Paul Scruggs, G	2017-22	151	510	3.38
6.	Keith Walker, G	1976-80	102	496	4.86
7.	Dee Davis, G	2011-15	132	492	3.73
8.	Dedrick Finn, G	2002-06	122	481	3.94
9.	Gary Lumpkin, G	1995-99	123	470	3.82
10.	Anthony Hicks, G	1979-83	111	466	4.20

ASSIST LEADERS BY CLASS

FRESHMEN

BY TOTAL

Semaj Christon (12-13) 139
Dedrick Finn (02-03) 139

BY AVERAGE

Semaj Christon (12-13) 4.63
Dedrick Finn (02-03) 4.34

SOPHOMORES

BY TOTAL

Jamal Walker (89-90) 196
Quentin Goodin (17-18) 171
Ralph Lee (82-83) 162
Semaj Christon (13-14) 142
Tu Holloway (09-10) 138
Keith Walker (77-78) 137

BY AVERAGE

Jamal Walker (89-90) 7.15
Ralph Lee (82-83) 5.40
Keith Walker (77-78) 5.27
Edmond Sumner (16-17) 5.00
Quentin Goodin (17-18) 4.89
Lionel Chalmers (01-02) 4.19

JUNIORS

BY TOTAL

Ralph Lee (84-85) 199
Jamal Walker (89-90) 196
Tu Holloway (10-11) 174
Drew Lavender (06-07) 164
Colby Jones (22-23) 158
Dee Davis (13-14) 149
Quentin Goodin (18-19) 149

BY AVERAGE

Ralph Lee (84-85) 6.86
Jamal Walker (89-90) 5.94
Keith Walker (78-79) 5.44
Tu Holloway (10-11) 5.44
Drew Lavender (06-07) 4.82
Quentin Goodin (18-19) 4.81

SENIORS

BY TOTAL

Ralph Lee (85-86) 251
Dee Davis (14-15) 221
Steve Gentry (93-94) 176
Tu Holloway (11-12) 166
Drew Lavender (07-08) 162
Michael Hawkins (94-95) 162

BY AVERAGE

Ralph Lee (85-86) 8.37
Keith Walker (79-80) 6.42
Steve Gentry (93-94) 6.07
Dee Davis (14-15) 5.97
Michael Hawkins (94-95) 5.79

BLOCK RECORDS

SEASON	BLOCK LEADER	G	BLOCKS	AVG.
2022-23	Jack Nunge, F	37	43	1.16
2021-22	Jack Nunge, F	36	50	1.39
2020-21	Zach Freemantle, F	21	18	0.86
2019-20	Tyrique Jones, F	32	34	1.06
2018-19	Zach Hankins, F	35	54	1.54
2017-18	Sean O'Mara, F/C	35	23	0.66
2016-17	RaShid Gaston, F	38	19	0.50
2015-16	James Farr, F	34	34	1.00
2014-15	Jalen Reynolds, F	37	36	0.97
2013-14	Matt Stainbrook, C	33	31	0.94
2012-13	Travis Taylor, F	31	25	0.81
2011-12	Kenny Frease, C	36	40	1.11
2010-11	Kenny Frease, C	32	26	0.81
2009-10	Jason Love, C	35	50	1.43
2008-09	Kenny Frease, C	34	43	1.26
2007-08	Derrick Brown, F	37	30	0.81
	Jason Love, C	37	30	0.81
2006-07	Justin Doellman, F	34	39	1.15
2005-06	Justin Doellman, F	32	51	1.59
2004-05	Justin Doellman, F	29	30	1.03
2003-04	Anthony Myles, F	37	27	0.73
2002-03	David West, F	32	51	1.59
2001-02	David West, F	32	80	2.50
2000-01	David West, F	29	61	2.10
1999-00	David West, F	33	35	1.06
1998-99	James Posey, F	36	34	0.94
1997-98	Darnell Williams, G	28	25	0.89
1996-97	James Posey, F	29	15	0.52
1995-96	Kevin Carr, C	28	31	1.11
1994-95	Jeff Massey, G	28	16	0.57
1993-94	Brian Grant, C	29	47	1.62
1992-93	Aaron Williams, F	30	55	1.83
1991-92	Aaron Williams, F	27	57	2.11
1990-91	Aaron Williams, F	32	57	1.78
1989-90	Aaron Williams, F	28	28	1.00
1988-89	Tyrone Hill, F	33	24	0.73
1987-88	Dexter Campbell, F	30	17	0.57
1986-87	Tyrone Hill, F	31	15	0.48
1985-86	Richie Harris, F	27	17	0.63
1984-85	Richie Harris, F	28	22	0.79
1983-84	Dexter Bailey, F	33	28	0.85
1982-83	Dexter Bailey, F	29	25	0.86
1981-82	Dexter Bailey, F	28	27	0.96
1980-81	Dexter Bailey, F	28	37	1.32
1979-80	David Anderson, F	26	25	0.96
1978-79	Dave Payton, F	27	28	1.04
1977-78	Dave Payton, F	27	48	1.78
1976-77	Steve Spivery, F	27	21	0.78
1975-76	Nick Daniels, G/F	26	30	1.15
1974-75	Joe Sunderman, F/C	24	14	0.58
1972-73	Conny Warren, F	26	43	1.65
1961-62	Frank Pinchback, G	26	30	1.15
1960-61	Jack Thobe, C	25	28	1.12

TOP 25 SINGLE SEASON BLOCK LEADERS

	PLAYER, POSITION	SEASON	G	BLOCKS	AVG.
1.	David West, F	01-02	32	80	2.50
2.	David West, F	00-01	29	61	2.10
3.	Aaron Williams, F	91-92	27	57	2.11
	Aaron Williams, F	90-91	32	57	1.78
5.	Aaron Williams, F	92-93	30	55	1.83
6.	Zach Hankins, F	18-19	35	54	1.54
7.	David West, F	02-03	32	51	1.59
	Justin Doellman, F	05-06	32	51	1.59
9.	Jack Nunge, F	21-22	36	50	1.39
	Jason Love, C	09-10	35	50	1.43
11.	Dave Payton, F	77-78	27	48	1.78
12.	Brian Grant, C	93-94	29	47	1.62
13.	Brian Thornton, C	05-06	21	43	2.04
	Conny Warren, C	72-73	26	43	1.65
	Kenny Frease, C	08-09	34	43	1.26
	Jack Nunge, F	22-23	37	43	1.16
17.	Jason Love, C	08-09	35	41	1.17
18.	Kenny Frease, C	11-12	36	40	1.11
19.	Justin Doellman, F	06-07	34	39	1.15
20.	Dexter Bailey, F	80-81	28	37	1.32
21.	Jalen Reynolds, F	14-15	37	36	0.97
22.	David West, F	99-00	33	35	1.06
23.	Tyrique Jones, F	19-20	32	34	1.06
	James Farr, F	15-16	34	34	1.00
	James Posey, F	98-99	36	34	0.94

TOP 10 BLOCK LEADERS (CAREER)

	PLAYER, POSITION	SEASONS	G	BLOCKS	AVG.
1.	David West, F	1999-03	126	228	1.81
2.	Aaron Williams, C	1989-93	117	197	1.68
3.	Justin Doellman, C	2003-07	132	140	1.06
4.	Kenny Frease, C	2008-12	137	130	0.95
5.	Jason Love, C	2006-10	126	127	1.01
	Brian Grant, C	1990-94	117	127	1.09
7.	Dexter Bailey, F	1980-84	118	120	1.02
8.	Tyrique Jones, F	2016-20	135	98	0.73
9.	Jack Nunge, F	2021-23	73	93	1.27
10.	David Payton, F	1975-79	92	92	1.00

LEADING BLOCKS BY CLASS

FRESHMEN

BY TOTAL

Kenny Frease (08-09) 43
 Dexter Bailey (80-81) 37
 David West (99-00) 35
 Nick Daniels (75-76) 30

BY AVERAGE

Dexter Bailey (80-81) 1.32
 Kenny Frease (08-09) 1.26
 Nick Daniels (75-76) 1.15
 David West (99-00) 1.06

SOPHOMORES

BY TOTAL

David West (00-01) 61
 Aaron Williams (90-91) 57
 Jalen Reynolds (14-15) 36
 Three players with 30

BY AVERAGE

David West (00-01) 2.10
 Aaron Williams (90-91) 1.78
 Justin Doellman (04-05) 1.03
 Jalen Reynolds (14-15) 0.97

JUNIORS

BY TOTAL

David West (01-02) 80
 Aaron Williams (91-92) 57
 Justin Doellman (05-06) 51
 Jack Nunge (21-22) 50
 Dave Payton (77-78) 48

BY AVERAGE

David West (01-02) 2.50
 Aaron Williams (91-92) 2.11
 Dave Payton (77-78) 1.78
 Justin Doellman (05-06) 1.59
 Jack Nunge (21-22) 1.39

SENIORS

BY TOTAL

Aaron Williams (92-93) 55
 Zach Hankins (18-19) 54
 David West (02-03) 51
 Jason Love (09-10) 50
 Brian Grant (93-94) 47

BY AVERAGE

Brian Thornton (05-06) 2.04
 Aaron Williams (92-93) 1.83
 Conny Warren (72-73) 1.65
 Brian Grant (93-94) 1.62
 David West (02-03) 1.59

SEASON	STEAL LEADER	G	STEALS	AVG.
2022-23	Colby Jones, G	36	47	1.31
2021-22	Colby Jones, G	35	54	1.54
2020-21	Paul Scruggs, G	21	33	1.57
2019-20	Naji Marshall	31	39	1.26
2018-19	Paul Scruggs, G	35	43	1.23
2017-18	J.P. Macura, G	34	49	1.44
2016-17	J.P. Macura, G	38	54	1.42
2015-16	Edmond Sumner, G	31	39	1.26
2014-15	Dee Davis, G	37	48	1.30
2013-14	Semaj Christon, G	34	45	1.32
2012-13	Semaj Christon, G	30	45	1.50
2011-12	Tu Holloway, G	34	52	1.53
2010-11	Tu Holloway, G	32	46	1.44
2009-10	Jordan Crawford, G	35	47	1.34
2008-09	Dante' Jackson, G	35	45	1.28
2007-08	Drew Lavender, G	36	37	1.03
2006-07	Drew Lavender, G	34	45	1.32
2005-06	Justin Doellman, F	32	51	1.59
2004-05	Dedrick Finn, G	29	32	1.10
2003-04	Dedrick Finn, G	37	55	1.49
2002-03	David West, F	32	42	1.31
2001-02	Lionel Chalmers, G	32	47	1.47
2000-01	David West, F	29	42	1.45
1999-00	Lloyd Price, F	32	58	1.81
1998-99	James Posey, G	36	102	2.83
1997-98	Lenny Brown, G	30	81	2.70
1996-97	Lenny Brown, G	29	62	2.14
1995-96	Lenny Brown, G	27	37	1.37
1994-95	Jeff Massey, G	28	53	1.89
1993-94	Steve Gentry, G	29	35	1.21
1992-93	Steve Gentry, G	30	26	0.87
1991-92	Jamie Gladden, G	27	41	1.52
1990-91	Jamal Walker, G	31	55	1.77
1989-90	Jamal Walker, G	33	55	1.67
1988-89	Stan Kimbrough, G	33	69	2.09
1987-88	Byron Larkin, G	30	63	2.10
1986-87	Byron Larkin, G	32	56	1.75
1985-86	Walt McBride, G	30	58	1.93
1984-85	Ralph Lee, G	29	54	1.86
1983-84	Ralph Lee, G	33	50	1.52
1982-83	Anthony Hicks, G	30	54	1.80
1981-82	Anthony Hicks, G	28	60	2.14
1980-81	Anthony Hicks, G	27	58	2.15
1979-80	Anthony Hicks, G	26	54	2.08
1978-79	Keith Walker, G	27	50	1.85
1977-78	Nick Daniels, G	27	79	2.93
1976-77	Keith Walker, G	25	32	1.28
1975-76	Garry Whitfield, G	26	47	1.81
1974-75	Mike Plunkett, F	26	24	0.92
1972-73	Jim Rippe, G	26	55	2.12

TOP 25 SINGLE SEASON STEAL LEADERS

	PLAYER, POSITION	SEASON	G	STEALS	AVG.
1.	James Posey, F	98-99	36	102	2.83
2.	Lenny Brown, G	97-98	30	81	2.70
3.	Nick Daniels, F	77-78	27	79	2.93
4.	Stan Kimbrough, G	88-89	33	69	2.09
5.	Byron Larkin, G	87-88	30	63	2.10
	James Posey, F	97-98	30	63	2.10
7.	Lenny Brown, G	96-97	29	62	2.14
	Lenny Brown, G	98-99	36	62	1.72
9.	Anthony Hicks, G	81-82	28	60	2.14
10.	Anthony Hicks, G	80-81	27	58	2.15
	Walt McBride, G/F	85-86	30	58	1.93
	Stan Kimbrough, G	87-88	30	58	1.93
	Lloyd Price, G/F	99-00	32	58	1.81
14.	Byron Larkin, G	86-87	32	56	1.75
	Lloyd Price, G/F	98-99	36	56	1.56
16.	Jamal Walker, G	89-90	33	55	1.67
	Dedrick Finn, G	03-04	37	55	1.49
	Jamal Walker, G	90-91	33	55	1.67
	Jim Rippe, F	72-73	26	55	2.12
20.	Colby Jones, G	21-22	35	54	1.54
	J.P. Macura, G	16-17	38	54	1.42
	Anthony Hicks, G	79-80	26	54	2.08
	Anthony Hicks, G	82-83	30	54	1.80
	Ralph Lee, G	84-85	29	54	1.86
24.	Jeff Massey, G	94-95	28	53	1.89
25.	David West, F	99-00	33	52	1.58
	Tu Holloway, G	11-12	34	52	1.53

TOP 10 STEAL LEADERS (CAREER)

	PLAYER, POSITION	SEASONS	G	STEALS	AVG.
1.	Lenny Brown, G	1995-99	122	242	1.98
2.	Anthony Hicks, G	1979-83	111	226	2.04
3.	James Posey, F	1996-99	95	214	2.25
4.	Nick Daniels, F	1975-79	106	202	1.91
5.	Byron Larkin, G	1984-88	121	201	1.66
6.	Ralph Lee, G	1982-86	122	194	1.59
7.	Paul Scruggs, G	2017-22	151	178	1.18
	Stan Kimbrough, G	1986-89	95	178	1.87
9.	Jamal Walker, G	1987-91	120	174	1.45
10.	David West, F	1999-03	126	171	1.36

LEADING STEALS BY CLASS

FRESHMEN

BY TOTAL

Lloyd Price (98-99) 56
 Anthony Hicks (79-80) 54
 David West (99-00) 52

BY AVERAGE

Anthony Hicks (79-80) 2.08
 David West (99-00) 1.57
 Lloyd Price (98-99) 1.55

SOPHOMORES

BY TOTAL

Lenny Brown (96-97) 62
 Anthony Hicks (80-81) 58
 Lloyd Price (99-00) 58
 Dedrick Finn (03-04) 55
 Jim Rippe (72-73) 55

BY AVERAGE

Anthony Hicks (80-81) 2.15
 Lenny Brown (96-97) 2.14
 Jim Rippe (72-73) 2.12
 Lloyd Price (99-00) 1.81
 Colby Jones (21-22) 1.54

JUNIORS

BY TOTAL

Lenny Brown (97-98) 81
 Nick Daniels (77-78) 79
 James Posey (97-98) 63
 Anthony Hicks (81-82) 60
 Stan Kimbrough (87-88) 58

BY AVERAGE

Nick Daniels (77-78) 2.93
 Lenny Brown (97-98) 2.70
 Anthony Hicks (81-82) 2.14
 James Posey (97-98) 2.10
 Stan Kimbrough (87-88) 1.93

SENIORS

BY TOTAL

James Posey (98-99) 102
 Stan Kimbrough (88-89) 69
 Byron Larkin (87-88) 63
 Lenny Brown (98-99) 62
 Walt McBride (85-86) 58

BY AVERAGE

James Posey (98-99) 2.83
 Byron Larkin (87-88) 2.10
 Stan Kimbrough (88-89) 2.09
 Walt McBride (85-86) 1.93
 Ralph Lee (84-85) 1.86

FREE THROW PERCENTAGE RECORDS

SEASON	FT% LEADER	G	FT-FTA	FT%
2022-23	Souley Boum, G	37	155-178	.871
2021-22	Nate Johnson, G	32	48-62	.774
2020-21	Paul Scruggs, G	21	58-69	.841
2019-20	Naji Marshall	31	98-138	.710
2018-19	Paul Scruggs, G	35	70-95	.737
2017-18	Trevon Bluiett, G	35	167-197	.848
2016-17	J.P. Macura, G	38	124-158	.785
2015-16	Myles Davis, G	34	82-96	.854
2014-15	Myles Davis, G	36	102-117	.872
2013-14	Dee Davis, G	32	50-59	.847
2012-13	Justin Martin, G/F	30	47-61	.770
2011-12	Tu Holloway, G	34	218-253	.862
2010-11	Tu Holloway, G	32	235-270	.870
2009-10	Tu Holloway, G	35	154-182	.846
2008-09	B.J. Raymond, G	35	76-94	.809
2007-08	Drew Lavender, G	36	79-91	.868
2006-07	Josh Duncan, F	30	66-75	.880
2005-06	Josh Duncan, F	32	72-84	.857
2004-05	Stanley Burrell, G	29	56-71	.789
2003-04	Romain Sato, G	37	170-205	.829
2002-03	David West, F	32	209-256	.816
2001-02	David West, F	32	185-241	.768
2000-01	Kevin Frey, F	29	87-113	.770
1999-00	Maurice McAfee, G	33	98-119	.824
1998-99	Maurice McAfee, G	36	66-79	.835
1997-98	James Posey, F	30	150-182	.824
1996-97	Gary Lumpkin, G	29	79-96	.823
1995-96	Ken Harvey, G	27	48-55	.873
1994-95	Jeff Massey, G	28	77-95	.811
1993-94	Pete Sears, F	28	53-73	.726
1992-93	Aaron Williams, F	30	73-94	.777
1991-92	Jamie Gladden, G	27	73-94	.777
1990-91	Michael Davenport, G	30	82-108	.759
1989-90	Derek Strong, F/C	33	177-211	.839
1988-89	Derek Strong, F/C	33	178-218	.817
1987-88	J.D. Barnett, F	30	68-80	.850
1986-87	Byron Larkin, G	32	204-253	.806
1985-86	Richie Harris, F	27	74-93	.796
1984-85	Byron Larkin, G	29	118-150	.787
1983-84	John Shimko, F	33	97-120	.808
1982-83	Jeff Jenkins, F	28	90-114	.789
1981-82	Anthony Hicks, G	28	120-155	.774
1980-81	Anthony Hicks, G	27	85-107	.794
1979-80	Gary Massa, F	23	46-57	.807
1978-79	Keith Walker, G	27	58-79	.734
1977-78	Gary Massa, F	27	55-76	.724
1976-77	Dale Haarman, F	27	85-115	.739
1975-76	Dale Haarman, F	26	88-116	.759
1974-75	Jim Rippe, G	26	39-49	.796
1973-74	Jerry Foley, C	26	72-94	.766
1972-73	Bob Fullarton, C	26	59-75	.787
1971-72	Doug Alt, G	26	40-48	.833
1970-71	Jerry Helmers, F	26	125-151	.828
1969-70	Tom Binegar, F	24	76-108	.704
1968-69	John Zeides, G	26	46-62	.742
1967-68	Tim O'Connell, G	24	74-96	.771
1966-67	Tim O'Connell, G	20	86-115	.748
1965-66	Tim O'Connell, G	25	109-135	.807
1964-65	Bryan Williams, G/F	24	78-95	.821
1963-64	Joe Geiger, F	26	119-137	.869
1962-63	Steve Thomas, G	28	91-116	.784
1961-62	Joe Geiger, F	23	74-82	.902
1960-61	Ed Tepe, F	24	65-83	.783
1959-60	Bill Kirvin, G	26	78-89	.876
1958-59	Hank Stein, G	23	86-100	.860
1957-58	Hank Stein, G	30	105-128	.820
1956-57	Hank Stein, G	27	109-143	.762
1955-56	Jimmy Boothe, G	28	146-180	.811
1952-53	Huck Budde, F	23	153-206	.743
1951-52	Tom Simms, G	24	105-154	.682

(1.5 FTM/Game Minimum)

TOP 25 SINGLE SEASON FREE THROW % LEADERS

	PLAYER, POSITION	SEASON	G	FT-FTA	%
1.	Joe Geiger, F	61-62	23	74-82	.902
2.	Josh Duncan, F	06-07	30	66-75	.880
3.	Bill Kirvin, G	59-60	26	78-89	.876
4.	Ken Harvey, G	95-96	27	48-55	.873
5.	Myles Davis, G	14-15	36	102-117	.872
6.	Souley Boum, G	22-23	37	155-178	.871
7.	Tu Holloway, G	10-11	32	235-270	.870
8.	Joe Geiger, F	63-64	26	119-137	.869
9.	Drew Lavender, G	07-08	36	79-91	.868
10.	Keith Walker, G	79-80	24	58-67	.866
11.	Tu Holloway, G	11-12	34	218-253	.862
12.	Hank Stein, G	58-59	23	86-100	.860
13.	Josh Duncan, F	05-06	32	72-84	.857
14.	Myles Davis, G	15-16	34	82-96	.854
15.	Josh Duncan, F	07-08	37	122-143	.853
16.	J.D. Barnett, F	87-88	30	68-80	.850
17.	Trevon Bluiett, G	17-18	35	167-197	.848
18.	Dee Davis, G	13-14	32	50-59	.847
19.	Tu Holloway, G	09-10	35	154-182	.846
20.	Paul Scruggs, G	20-21	21	58-69	.841
21.	Derek Strong, F/C	89-90	33	177-211	.839
22.	Maurice McAfee, G	98-99	36	66-79	.835
23.	Doug Alt, G	71-72	26	40-48	.833
24.	Romain Sato, G	03-04	37	170-205	.829
25.	Jerry Helmers, F	70-71	26	125-151	.828

TOP 10 FREE THROW PERCENTAGE LEADERS (CAREER - MINIMUM 2 SEASONS)

	PLAYER, POSITION	SEASONS	G	FT-FTA	%
1.	Tu Holloway, G	2008-12	134	675-792	.852
2.	Joe Geiger, F	1961-64	77	257-305	.843
3.	Myles Davis, G	2013-17	107	216-262	.824
4.	Bill Kirvin, G	1959-62	77	240-293	.819
5.	Steve Thomas, G	1962-65	68	362-446	.812
6.	Hank Stein, G	1956-59	80	300-371	.809
7.	James Posey, F	1996-99	95	450-557	.808
8.	Derek Strong, F/C	1987-90	96	449-560	.802
9.	J.P. Macura, G	2014-18	141	319-400	.798
10.	Trevon Bluiett, G	2014-18	142	508-648	.784

LEADING FREE THROW PERCENTAGE BY CLASS

FT PERCENTAGE AS A SOPHOMORE

Joe Geiger (61-62) .902
 Bill Kirvin (59-60) .876
 Myles Davis (14-15) .872
 Josh Duncan (05-06) .857
 Tu Holloway (09-10) .846


FT PERCENTAGE AS A JUNIOR

Josh Duncan (06-07) .880
 Ken Harvey (95-96) .873
 Tu Holloway (10-11) .870
 Myles Davis (15-16) .854
 Dee Davis (13-14) .847

FT PERCENTAGE AS A SENIOR

Souley Boum (22-23) .871
 Joe Geiger (63-64) .869
 Drew Lavender (07-08) .868
 Keith Walker (79-80) .865
 Tu Holloway (11-12) .862

1,000 POINT CLUB



1 - BYRON LARKIN, G

YEAR	GAMES	FGM-FGA		3-POINT		FTM-FTA	PCT	REB/AVG	AST/AVG	PTS/AVG
		PCT	FGM-FGA	PCT	FGM-FGA					
84-85	29	187-352	.531			118-150	.787	59/2.0	51/1.8	492/17.0
85-86	30	261-479	.545			132-172	.767	84/2.8	63/2.1	654/21.8
86-87	32	278-569	.489	32-78	.410	204-253	.806	142/4.4	113/3.5	792/24.8
87-88	30	296-549	.539	19-57	.333	147-222	.662	107/3.6	143/4.8	758/25.3
Career	121	1,022-1,949	.524	51-135	.378	601-797	.754	392/3.2	370/3.1	2,696/22.3

High Game: 45 vs. Loyola of Chicago (2-28-86) in MCC Tourney at Market Square Arena, Indianapolis, Ind.



2 - TREVON BLUIETT, G

YEAR	GAMES	FGM-FGA		3-POINT		FTM-FTA	PCT	REB/AVG	AST/AVG	PTS/AVG
		PCT	FGM-FGA	PCT	FGM-FGA					
14-15	37	133-315	.422	45-138	.326	97-130	.746	156/4.2	71/1.9	408/11.0
15-16	34	170-401	.424	78-196	.398	94-122	.770	209/6.1	74/2.2	512/15.1
16-17	36	212-484	.438	91-245	.371	150-199	.754	204/5.7	75/2.1	665/18.5
17-18	35	202-462	.437	105-252	.417	167-197	.848	193/5.5	87/2.5	676/19.3
Career	142	717-1,662	.431	319-831	.384	508-648	.784	762/5.4	307/2.2	2,261/15.9

High Game: 40 vs. Cincinnati (1-26-17) at Cincinnati



3 - DAVID WEST, F

YEAR	GAMES	FGM-FGA		3-POINT		FTM-FTA	PCT	REB/AVG	AST/AVG	PTS/AVG
		PCT	FGM-FGA	PCT	FGM-FGA					
99-00	33	143-269	.532	0-0	.000	100-150	.667	301/9.1	57/1.7	386/11.7
00-01	29	174-316	.551	0-1	.000	168-227	.740	316/10.9	58/2.0	516/17.8
01-02	32	196-366	.536	9-28	.321	185-241	.768	313/9.8	50/1.6	586/18.3
02-03	32	213-415	.513	9-26	.346	209-256	.816	378/11.8	102/3.2	644/20.1
Career	126	726-1,366	.531	18-54	.333	662-874	.757	1,308/10.4	267/2.1	2,132/16.9

High Game: 47 vs. Dayton (2-8-03) at Cintas Center



4 - ROMAIN SATO, G

YEAR	GAMES	FGM-FGA		3-POINT		FTM-FTA	PCT	REB/AVG	AST/AVG	PTS/AVG
		PCT	FGM-FGA	PCT	FGM-FGA					
00-01	29	95-246	.386	65-174	.374	54-74	.730	156/5.4	40/1.4	309/10.7
01-02	32	166-359	.462	83-200	.415	99-144	.688	212/6.6	58/1.8	514/16.1
02-03	32	182-443	.411	84-247	.340	131-162	.809	227/7.1	74/2.3	579/18.1
03-04	37	179-443	.404	75-215	.349	170-205	.829	297/8.0	84/2.3	603/16.3
Career	130	622-1,491	.417	307-836	.367	454-585	.776	892/6.9	256/2.0	2,005/15.4

High Game: 35 vs. La Salle (2-19-03) at La Salle



5 - TYRONE HILL, F

YEAR	GAMES	FGM-FGA		3-POINT		FTM-FTA	PCT	REB/AVG	AST/AVG	PTS/AVG
		PCT	FGM-FGA	PCT	FGM-FGA					
86-87	31	95-172	.552	0-0	.000	84-125	.672	261/8.4	7/0.2	274/8.8
87-88	30	172-309	.557	0-0	.000	114-153	.745	314/10.5	21/0.7	458/15.3
88-89	33	235-388	.606	0-0	.000	155-221	.701	403/12.2	45/1.4	625/18.9
89-90	32	250-430	.581	0-2	.000	146-222	.658	402/12.6	49/1.5	646/20.2
Career	126	752-1,299	.579	0-2	.000	499-721	.692	1,380/11.0	122/1.0	2,003/15.9

High Game: 38 vs. Loyola Marymount (1-2-90) at Cincinnati Gardens



6 - LENNY BROWN, G

YEAR	GAMES	FGM-FGA		3-POINT		FTM-FTA	PCT	REB/AVG	AST/AVG	PTS/AVG
		PCT	FGM-FGA	PCT	FGM-FGA					
95-96	27	111-280	.396	28-86	.326	88-119	.739	111/4.1	76/2.8	338/12.5
96-97	29	160-376	.426	56-166	.337	77-110	.700	111/3.8	102/3.5	453/15.6
97-98	30	159-359	.443	48-131	.366	75-101	.743	104/3.5	106/3.5	441/14.7
98-99	36	229-512	.447	104-263	.395	91-114	.798	128/3.6	100/2.8	653/18.1
Career	122	659-1,527	.432	236-646	.365	331-444	.745	454/3.7	384/3.1	1,885/15.5

High Game: 34 vs. Oregon (3-25-99) in NIT at Madison Square Garden, New York, N.Y.



7 - TU HOLLOWAY, G

YEAR	GAMES	FGM-FGA		3-POINT		FTM-FTA	PCT	REB/AVG	AST/AVG	PTS/AVG
		PCT	FGM-FGA	PCT	FGM-FGA					
08-09	33	49-140	.350	17-52	.327	68-87	.782	65/2.0	72/2.2	183/5.5
09-10	35	116-287	.404	38-118	.322	154-182	.846	83/2.4	138/3.9	424/12.1
10-11	32	168-396	.424	60-174	.345	235-270	.870	159/5.0	174/5.4	631/19.7
11-12	34	166-387	.429	45-130	.346	218-253	.862	124/3.6	166/4.9	595/17.5
Career	134	499-1,210	.412	160-474	.338	675-792	.852	431/3.2	550/4.1	1,833/13.7

High Game: 33 vs. Richmond (1-29-11) at Richmond



8 - ANTHONY HICKS, G

YEAR	GAMES	FGM-FGA		3-POINT		FTM-FTA	PCT	REB/AVG	AST/AVG	PTS/AVG
		PCT	FGM-FGA	PCT	FGM-FGA					
79-80	26	149-314	.475			36-47	.766	76/2.9	115/4.4	334/12.8
80-81	27	183-368	.497			85-107	.794	87/3.2	109/4.0	451/16.7
81-82	28	226-499	.453			120-155	.774	93/3.3	121/4.3	572/20.4
82-83	30	171-385	.444			106-143	.741	109/3.6	121/4.0	448/14.9
Career	111	729-1,566	.466			347-452	.768	365/3.3	466/4.2	1,805/16.3

High Game: 34 vs. Georgia State (12-8-81) at Georgia State



9 - JAMIE GLADDEN, G

YEAR	GAMES	FGM-FGA		3-POINT		FTM-FTA	PCT	REB/AVG	AST/AVG	PTS/AVG
		PCT	FGM-FGA	PCT	FGM-FGA					
89-90	33	139-264	.527	6-15	.400	54-72	.750	77/2.3	94/2.8	338/10.2
90-91	32	190-369	.515	35-83	.422	71-98	.724	108/3.4	103/3.2	486/15.2
91-92	27	201-409	.491	50-118	.424	73-94	.777	66/2.4	78/2.9	525/19.4
92-93	30	154-345	.446	63-138	.457	60-83	.723	62/2.1	56/1.9	431/14.4
Career	122	684-1,387	.493	154-354	.435	258-347	.744	313/2.6	331/2.7	1,780/14.6

High Game: 34 vs. Butler (2-18-92) at Butler

1,000 POINT CLUB



10 - STEVE THOMAS, G

YEAR	GAMES	FGM-FGA	PCT	FTM-FTA	PCT	REB/AVG	AST/AVG	PTS/AVG
62-63	28	180-393	.458	91-116	.784	87/3.1	88/3.1	451/16.2
63-64	26	302-637	.474	175-214	.818	95/3.7	78/3.0	779/30.0
64-65	14	166-342	.485	73-90	.811	51/3.6	40/2.9	405/28.9
65-66	5	32-63	.508	23-26	.885	9/1.8	16/3.2	87/17.4
Career	73	680-1,435	.474	362-446	.812	242/3.3	222/3.0	1,722/23.6


High Game: 50 vs. Detroit (1-6-64) at Schmidt Fieldhouse



11 - BRIAN GRANT, F/C

YEAR	GAMES	FGM-FGA	PCT	3-POINT		FTM-FTA	PCT	REB/AVG	AST/AVG	PTS/AVG
				FGM-FGA	PCT					
90-91	32	135-236	.572	0-0	.000	100-144	.694	273/8.5	20/0.6	370/11.6
91-92	26	117-203	.576	0-0	.000	74-127	.583	237/9.1	23/0.9	308/11.8
92-93	30	223-341	.654	0-0	.000	110-159	.692	283/9.4	46/1.5	556/18.5
93-94	29	181-324	.559	1-3	.333	122-171	.713	287/9.9	47/1.6	485/16.7
Career	117	656-1,104	.594	1-3	.333	406-601	.676	1,080/9.2	136/1.2	1,719/14.7

High Game: 34 vs. Detroit (1-9-93) at Detroit



12 - NICK DANIELS, G

YEAR	GAMES	FGM-FGA	PCT	FTM-FTA	PCT	REB/AVG	AST/AVG	PTS/AVG
75-76	26	164-399	.411	61-93	.656	185/7.1	57/2.2	389/15.0
76-77	26	126-339	.372	26-50	.520	136/5.2	44/1.7	278/10.7
77-78	27	191-464	.412	68-99	.687	129/4.8	57/2.1	450/16.7
78-79	27	239-552	.433	95-130	.731	144/5.3	60/2.2	573/21.2
Career	106	720-1,754	.410	250-372	.672	594/5.6	218/2.1	1,690/15.9

High Game: 32 vs. Cleveland State (3-3-79) at Schmidt Fieldhouse



13 - BOB QUICK, F

YEAR	GAMES	FGM-FGA	PCT	FTM-FTA	PCT	REB/AVG	AST/AVG	PTS/AVG
65-66	26	205-420	.488	109-153	.712	301/11.6	39/1.5	519/20.0
66-67	26	181-401	.451	140-196	.714	273/10.5	45/1.7	502/19.3
67-68	26	218-448	.487	179-251	.713	365/14.0	31/1.2	615/23.7
Career	78	604-1,269	.476	428-600	.713	939/12.0	115/1.5	1,636/21.0

High Game: 40 vs. Marquette (2-26-68) at Schmidt Fieldhouse



14 - PAUL SCRUGGS, G

YEAR	GAMES	FGM-FGA	PCT	3-POINT		FTM-FTA	PCT	REB/AVG	AST/AVG	PTS/AVG
				FGM-FGA	PCT					
17-18	34	60-132	.455	14-46	.304	34-47	.723	67/2.0	59/1.7	168/4.9
18-19	35	154-334	.461	51-136	.375	70-95	.737	172/4.9	117/3.3	429/12.3
19-20	28	136-294	.463	44-118	.373	40-54	.741	125/4.5	81/2.9	356/12.7
20-21	21	104-227	.458	27-83	.325	58-69	.841	85/4.0	119/5.7	293/14.0
21-22	33	136-319	.426	31-101	.307	82-119	.689	138/4.2	134/4.1	385/11.7
Total	151	590-1,306	.452	167-484	.345	284-384	.740	587/3.9	510/3.4	1,631/10.8


High Game: 30 vs. Wake Forest (12-14-19) at Wake Forest



15 - STANLEY BURRELL, G

YEAR	GAMES	FGM-FGA	PCT	3-POINT		FTM-FTA	PCT	REB/AVG	AST/AVG	PTS/AVG
				FGM-FGA	PCT					
04-05	29	126-303	.416	61-166	.367	56-71	.789	94/3.2	60/2.1	369/12.7
05-06	32	165-400	.413	69-172	.401	61-78	.782	94/2.9	105/3.3	460/14.4
06-07	34	134-349	.384	61-171	.357	94-119	.790	68/2.0	83/2.4	423/12.4
07-08	37	107-274	.391	44-112	.393	102-124	.823	81/2.2	140/3.8	360/9.7
Total	132	532-1,326	.401	235-621	.378	313-392	.798	337/2.6	388/2.9	1,612/12.2

High Game: 32 vs. Duquesne (2-13-05) at Duquesne




16 - STAN KIMBROUGH, G

YEAR	GAMES	FGM-FGA	PCT	3-POINT		FTM-FTA	PCT	REB/AVG	AST/AVG	PTS/AVG
				FGM-FGA	PCT					
86-87	32	195-429	.455	39-98	.398	82-115	.713	112/3.5	107/3.3	511/16.0
87-88	30	177-329	.538	31-74	.419	80-98	.816	91/3.0	109/3.6	465/15.5
88-89	33	234-477	.491	70-168	.417	82-109	.752	89/2.7	140/4.2	620/18.8

*Career 95 606-1,235 .491 140-340 .412 244-322 .758 292/3.1 356/3.7 1,596/16.8

*Also scored 507 points as a freshman at Central Florida, which makes his Division I career total 2,103 points.

High Game: 35 vs. Louisville (11-18-88) at Riverfront Coliseum, Cincinnati, Ohio



17 - DARNELL WILLIAMS, G/F

YEAR	GAMES	FGM-FGA	PCT	3-POINT		FTM-FTA	PCT	REB/AVG	AST/AVG	PTS/AVG
				FGM-FGA	PCT					
95-96	28	121-238	.508	16-40	.400	87-122	.713	119/4.3	26/0.9	345/12.3
96-97	29	124-245	.506	11-44	.250	54-74	.730	116/4.0	48/1.7	313/10.8
97-98	28	184-329	.559	39-87	.448	78-110	.709	110/3.9	55/2.0	485/17.3
99-00	33	139-373	.373	71-195	.364	80-107	.748	86/2.6	65/2.0	429/13.0
Career	118	568-1,185	.479	137-366	.374	299-413	.724	431/3.7	194/1.6	1,572/13.3

High Game: 35 vs. Duquesne (2-24-96) at Cincinnati Gardens




18 - LIONEL CHALMERS, G

YEAR	GAMES	FGM-FGA	PCT	3-POINT		FTM-FTA	PCT	REB/AVG	AST/AVG	PTS/AVG
				FGM-FGA	PCT					
00-01	29	85-233	.365	38-126	.302	51-76	.671	63/2.2	55/1.9	259/8.9
01-02	32	125-297	.421	47-134	.351	87-121	.719	109/3.4	134/4.2	384/12.0
02-03	25	98-221	.443	49-125	.392	54-70	.771	67/2.7	99/4.0	299/12.0
03-04	37	204-454	.449	101-247	.409	105-149	.709	122/3.3	117/3.2	614/16.6
Career	123	512-1,205	.425	235-632	.372	297-416	.716	361/2.9	405/3.3	1,556/12.7

High Game: 31 vs. Mississippi State in the NCAA Tournament (3-21-04) at TD Waterhouse Centre, Orlando, Fla.

1,000 POINT CLUB



19 - GARY LUMPKIN, G

3-POINT

YEAR	GAMES	FGM-FGA	PCT	FGM-FGA	PCT	FTM-FTA	PCT	REB/AVG	AST/AVG	PTS/AVG
95-96	28	99-248	.399	50-124	.403	65-85	.765	75/2.7	89/3.2	313/11.2
96-97	29	139-307	.453	70-174	.402	79-96	.823	84/2.9	125/4.3	427/14.7
97-98	30	114-296	.385	46-156	.295	94-120	.783	76/2.5	134/4.5	368/12.3
98-99	36	123-312	.394	53-177	.299	100-136	.735	88/2.4	122/3.4	399/11.1
Career	123	475-1,163	.408	219-631	.347	338-437	.773	323/2.6	470/3.8	1,507/12.3

High Game: 31 vs. George Washington (2-16-98) at Cincinnati Gardens



20 - J.P. MACURA, G

3-POINT

YEAR	GAMES	FGM-FGA	PCT	FGM-FGA	PCT	FTM-FTA	PCT	REB/AVG	AST/AVG	PTS/AVG
14-15	35	62-150	.413	32-95	.337	32-42	.762	42/1.2	22/0.6	188/5.4
15-16	34	108-230	.470	37-104	.356	67-83	.807	89/2.6	69/2.0	320/9.4
16-17	38	179-420	.426	64-188	.340	124-158	.785	167/4.4	110/2.9	546/14.4
17-18	34	146-305	.479	49-130	.377	96-117	.821	152/4.5	99/2.9	437/12.9
Career	141	495-1,105	.448	182-517	.352	319-400	.798	450/3.2	300/2.1	1,491/10.6

High Game: 29 vs. Texas Southern (3-16-18) in the NCAA Tournament at Bridgestone Arena in Nashville, Tenn.



21 - JAMES POSEY, F

3-POINT

YEAR	GAMES	FGM-FGA	PCT	FGM-FGA	PCT	FTM-FTA	PCT	REB/AVG	AST/AVG	PTS/AVG
96-97	29	130-232	.560	6-32	.188	121-155	.781	226/7.8	40/1.4	387/13.3
97-98	30	145-261	.556	19-59	.322	150-182	.824	253/8.4	39/1.3	459/15.3
98-99	36	191-391	.488	48-131	.366	179-220	.814	322/8.9	84/2.3	609/16.9
Career	95	466-884	.527	73-222	.329	450-557	.808	801/8.4	163/1.7	1,455/15.3

High Game: 32 vs. Dayton (1-30-99) at Dayton



22 - JUSTIN DOELLMAN, F

3-POINT

YEAR	GAMES	FGM-FGA	PCT	FGM-FGA	PCT	FTM-FTA	PCT	REB/AVG	AST/AVG	PTS/AVG
03-04	37	93-216	.431	45-106	.425	39-55	.709	132/3.6	63/1.7	270/7.3
04-05	29	103-260	.396	51-142	.359	59-76	.776	173/6.0	81/2.8	316/10.9
05-06	32	112-274	.409	43-120	.358	84-109	.771	215/6.7	81/2.5	351/11.0
06-07	34	164-331	.495	42-116	.362	95-120	.792	188/5.5	57/1.7	465/13.7
Total	132	472-1,081	.437	181-484	.374	277-360	.769	708/5.4	282/2.1	1,402/10.6

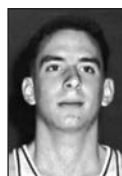
High Game: 29 vs. Rhode Island (2-21-07) at Cintas Center



23 - JEFF JENKINS, C/F

YEAR	GAMES	FGM-FGA	PCT	FTM-FTA	PCT	REB/AVG	AST/AVG	PTS/AVG
80-81	28	74-146	.507	46-69	.667	128/4.6	61/2.2	194/6.9
81-82	28	124-239	.519	83-109	.761	163/5.8	51/1.8	331/11.8
82-83	28	104-217	.479	90-114	.789	118/4.2	36/1.3	298/10.6
83-84	33	223-435	.513	115-149	.772	190/5.8	62/1.9	561/17.0
Career	117	525-1,037	.506	334-441	.757	599/5.1	210/1.8	1,384/11.8


High Game: 30 vs. Ohio State (3-15-84) in the NIT at Cincinnati Gardens



24 - JOE VIVIANO, F

YEAR	GAMES	FGM-FGA	PCT	FTM-FTA	PCT	REB/AVG	AST/AVG	PTS/AVG
56-57	28	134-321	.417	101-138	.732	284/10.1	23/0.8	369/13.2
57-58	30	211-474	.445	122-167	.731	378/12.6		544/18.1
58-59	25	162-378	.429	101-124	.815	244/9.8		425/17.0
Career	83	507-1,173	.432	324-429	.755	906/10.9		1,338/16.1

High Game: 32 vs. Miami (Ohio) (1-6-58) at Schmidt Fieldhouse



25 - JAMAL WALKER, G

3-POINT

YEAR	GAMES	FGM-FGA	PCT	FGM-FGA	PCT	FTM-FTA	PCT	REB/AVG	AST/AVG	PTS/AVG
87-88	29	53-113	.469	4-18	.222	33-51	.647	51/1.8	92/3.2	143/4.9
88-89	27	91-233	.391	20-61	.328	65-98	.663	60/2.2	193/7.1	267/9.9
89-90	33	179-383	.467	28-100	.280	111-151	.735	115/3.5	196/5.9	497/15.1
90-91	31	140-305	.459	22-74	.297	124-199	.623	113/3.6	158/5.1	426/13.7
Career	120	463-1,034	.448	74-253	.292	333-499	.667	339/2.8	639/5.3	1,333/11.1

High Game: 28 vs. Loyola of Chicago (2-6-90) at Loyola



26 - JACK THOBE, F

YEAR	GAMES	FGM-FGA	PCT	FTM-FTA	PCT	REB/AVG	AST/AVG	PTS/AVG
59-60	26	203-434	.468	73-117	.624	260/10.0	49/1.9	479/18.4
60-61	25	177-374	.473	84-118	.712	267/10.7	72/2.9	438/17.5
61-62	26	152-344	.442	75-96	.781	191/7.3	47/1.8	379/14.6
Career	77	532-1,152	.462	232-331	.701	718/9.3	168/2.2	1,296/16.8

High Game: 32 vs. Loyola of Chicago (3-11-61) at Chicago Stadium, Chicago, Ill.



27 - DEREK STRONG, F/C

3-POINT

YEAR	GAMES	FGM-FGA	PCT	FGM-FGA	PCT	FTM-FTA	PCT	REB/AVG	AST/AVG	PTS/AVG
87-88	30	112-197	.569	0-0	.000	94-131	.718	213/7.1	23/0.8	318/10.6
88-89	33	163-264	.617	0-0	.000	178-218	.817	264/8.0	17/0.5	504/15.3
89-90	33	146-274	.533	0-0	.000	177-211	.839	328/9.9	31/0.9	469/14.2
Career	96	421-735	.573	0-0	.000	449-560	.802	805/8.4	71/2.2	1,291/13.4

High Game: 30 vs. Detroit (2-20-89) at Cincinnati Gardens

1,000 POINT CLUB



28 - DAVE PIONTEK, C/F

YEAR	GAMES	FGM-FGA	PCT	FTM-FTA	PCT	REB/AVG	AST/AVG	PTS/AVG
53-54	30	157-		124-		301/10.0		438/14.6
54-55	26	156-		127-		295/11.3		439/16.9
55-56	26	167-386	.433	76-140	.543	399/15.3	33/1.3	410/15.7
Career	82	480-		327-		995/12.1		1,287/15.7

High Game: 29 vs. Cincinnati (1-6-55) at Cincinnati Gardens



29 - NAJI MARSHALL, F

YEAR	GAMES	FGM-FGA	PCT	3-POINT FGM-FGA	PCT	FTM-FTA	PCT	REB/AVG	AST/AVG	PTS/AVG
17-18	35	96-181	.530	15-43	.349	64-85	.753	154/4.4	57/1.6	271/7.7
18-19	33	166-421	.394	48-173	.277	104-144	.722	237/7.2	112/3.4	484/14.7
19-20	31	190-427	.445	44-154	.286	98-138	.710	194/6.3	124/4.0	522/16.8
Career	99	452-1,029	.439	107-370	.289	266-367	.725	585/5.9	293/3.0	1,277/12.9

High Game: 31 vs. Cincinnati (12/7/19) at Cintas Center and at St. John's (2/28/19)



30 - JERRY HELMERS, F

YEAR	GAMES	FGM-FGA	PCT	FTM-FTA	PCT	REB/AVG	AST/AVG	PTS/AVG
69-70	24	161-324	.497	99-141	.702	202/8.4		421/17.5
70-71	26	190-363	.523	125-151	.828	135/5.2	38/1.5	505/19.4
71-72	25	119-245	.486	111-142	.782	122/4.9	39/1.6	349/14.0
Career	75	470-932	.504	335-434	.772	459/6.1		1,275/17.0

High Game: 35 vs. Dayton (2-27-71) at Schmidt Fieldhouse



31 - ZACH FREEMANTLE, F

YEAR	GAMES	FGM-FGA	PCT	3-POINT FGM-FGA	PCT	FTM-FTA	PCT	REB/AVG	AST/AVG	PTS/AVG
19-20	32	92-200	.460	12-34	.353	45-57	.789	137/4.3	18/0.6	241/7.5
20-21	21	138-269	.513	25-78	.321	38-64	.594	187/8.9	30/1.4	339/16.1
21-22	30	128-272	.471	12-46	.261	44-67	.657	173/5.8	39/1.3	312/10.4
22-23	22	137-234	.585	14-22	.363	47-72	.653	179/8.1	64/2.9	335/15.2
Career	105	495-975	.508	63-180	.350	174-260	.669	676/6.4	151/1.4	1,227/11.7

High Game: 30 vs. Georgetown (1-21-23) at Cintas Center and vs. UConn (2-13-21) at Cintas Center



32 - TYRIQUE JONES, F

YEAR	GAMES	FGM-FGA	PCT	3-POINT FGM-FGA	PCT	FTM-FTA	PCT	REB/AVG	AST/AVG	PTS/AVG
16-17	37	68-113	.602	0-0	.000	20-41	.488	114/3.1	11/0.3	156/4.2
17-18	32	84-134	.627	0-0	.000	56-95	.589	144/4.5	16/0.5	224/7.0
18-19	34	151-242	.624	0-0	.000	82-128	.641	262/7.7	27/0.8	384/11.3
19-20	32	172-309	.557	0-0	.000	103-174	.592	354/11.1	47/1.5	447/14.0
Career	135	475-798	.595	0-0	.000	261-438	.596	874/6.5	101/0.7	1,211/9.0

High Game: 22 vs. DePaul in the BIG EAST Tournament (3/11/20) and at Texas in the NIT (3/24/19)



33 - JOSH DUNCAN, F

YEAR	GAMES	FGM-FGA	PCT	3-POINT FGM-FGA	PCT	FTM-FTA	PCT	REB/AVG	AST/AVG	PTS/AVG
04-05	29	59-132	.447	32-83	.386	31-43	.721	68/2.3	20/0.7	181/6.2
05-06	32	90-210	.429	40-104	.385	72-84	.857	134/4.2	56/1.8	292/9.1
06-07	30	86-195	.441	40-105	.381	66-75	.880	101/3.4	21/0.7	278/9.3
07-08	37	141-284	.496	55-132	.417	122-143	.853	173/4.7	49/1.3	459/12.4
Career	128	376-821	.458	167-424	.394	291-345	.843	476/3.7	146/1.1	1,210/9.5

High Game: 26 vs. West Virginia (3-27-08) in the NCAA Regional Semifinal at U.S. Airways Center, Phoenix, Ariz.



34 - MARK LYONS, G

YEAR	GAMES	FGM-FGA	PCT	3-POINT FGM-FGA	PCT	FTM-FTA	PCT	REB/AVG	AST/AVG	PTS/AVG
09-10	32	80-201	.398	22-64	.344	66-97	.680	80/2.5	67/2.1	248/7.8
10-11	32	144-353	.408	47-140	.336	99-136	.728	99/3.1	98/3.1	434/13.6
11-12	34	176-414	.425	58-148	.392	102-134	.761	110/3.2	94/2.8	512/15.1
Career	98	400-968	.413	127-352	.361	267-367	.728	289/2.9	259/2.6	1,194/12.2


High Game: 27 vs. Saint Louis (1-25-12) at Cintas Center



35 - JUSTIN CAGE, F

YEAR	GAMES	FGM-FGA	PCT	3-POINT FGM-FGA	PCT	FTM-FTA	PCT	REB/AVG	AST/AVG	PTS/AVG
03-04	36	54-124	.435	6-28	.214	52-80	.650	123/3.4	39/1.1	166/4.6
04-05	29	112-195	.574	6-19	.316	92-122	.754	162/5.6	63/2.2	322/11.1
05-06	32	110-198	.556	11-24	.458	105-141	.745	173/5.4	39/1.2	336/10.5
06-07	34	106-187	.567	13-34	.382	132-176	.750	183/5.4	48/1.4	357/10.5
Total	131	382-704	.543	36-105	.343	381-519	.734	641/4.9	189/1.4	1,181/9.0

High Game: 25 vs. Ohio State (3-17-07) in the NCAA Second Round at Rupp Arena, Lexington, Ky.



36 - MICHAEL DAVENPORT, G

YEAR	GAMES	FGM-FGA	PCT	3-POINT FGM-FGA	PCT	FTM-FTA	PCT	REB/AVG	AST/AVG	PTS/AVG
87-88	29	35-96	.365	4-13	.308	18-30	.600	41/1.4	9/0.3	92/3.3
88-89	33	94-208	.452	21-64	.328	29-41	.707	84/2.5	61/1.8	238/7.2
89-90	33	145-341	.425	64-175	.366	66-82	.805	97/2.9	79/2.4	420/12.7
90-91	30	139-317	.438	62-150	.413	82-108	.759	104/3.5	81/2.7	422/14.1
Career	125	413-962	.429	151-402	.376	195-261	.747	326/2.6	230/1.8	1,172/9.4

High Game: 26 vs. Loyola of Chicago (1-8-90) at Cincinnati Gardens



37 - HANK STEIN, G

YEAR	GAMES	FGM-FGA	PCT	FTM-FTA	PCT	REB/AVG	AST/AVG	PTS/AVG
56-57	27	128-302	.424	109-143	.762	62/2.3	51/1.9	365/13.5
57-58	30	180-413	.436	105-128	.820	79/2.6		465/15.5
58-59	23	114-272	.419	86-100	.860	51/2.2		314/13.7
Career	80	422-987	.428	300-371	.809	192/2.4		1,144/14.3

High Game: 29 vs. Manhattan (2-23-57) at Chicago Stadium, Chicago, Ill.



38 - MAURICE MCAFEE, G

YEAR	GAMES	FGM-FGA	PCT	3-POINT FGM-FGA	PCT	FTM-FTA	PCT	REB/AVG	AST/AVG	PTS/AVG
97-98	28	25-66	.379	10-31	.323	15-27	.556	20/0.7	20/0.7	75/2.7
98-99	36	90-220	.409	48-129	.372	66-79	.835	60/1.7	90/2.5	294/8.2
99-00	33	155-380	.408	89-226	.394	98-119	.824	114/3.5	138/4.2	497/15.1
00-01	29	84-228	.368	35-132	.265	73-101	.723	78/2.7	139/4.8	276/9.5
Career	126	354-894	.396	182-518	.351	252-326	.773	272/2.2	387/3.1	1,142/9.1

High Game: 27 vs. St. Bonaventure in A-10 Tournament (3-9-00) at First Union Spectrum, Philadelphia, Pa.



39 - DEXTER BAILEY, F

YEAR	GAMES	FGM-FGA	PCT	FTM-FTA	PCT	REB/AVG	AST/AVG	PTS/AVG
80-81	28	91-151	.603	23-47	.489	133/4.8	24/0.9	205/7.3
81-82	28	122-234	.521	54-89	.607	211/7.5	27/1.0	298/10.6
82-83	29	120-234	.513	82-132	.621	194/6.7	34/1.2	322/11.1
83-84	33	131-231	.567	52-93	.559	192/5.8	25/0.8	314/9.5
Career	118	464-850	.546	211-361	.584	730/6.2	110/0.9	1,139/9.7


High Game: 24 vs. Oral Roberts (1-21-84) at ORU



T40 - GENE SMITH, C

YEAR	GAMES	FGM-FGA	PCT	FTM-FTA	PCT	REB/AVG	AST/AVG	PTS/AVG
49-50	16	104-		45-76	.592			253/15.8
50-51	26	143-		75-				361/13.9
51-52	24	195-503	.388	105-166	.633			495/20.6
Career	66	442-		225-				1,109/16.8

High Game: 45 vs. Georgetown, Ky. (1-12-52) at Schmidt Fieldhouse



T40 - RICHIE HARRIS, F

YEAR	GAMES	FGM-FGA	PCT	FTM-FTA	PCT	REB/AVG	AST/AVG	PTS/AVG
82-83	24	30-55	.545	5-13	.385	38/1.6	9/0.4	65/2.7
83-84	32	80-171	.468	38-54	.704	94/2.9	23/0.7	198/6.2
84-85	28	182-321	.567	68-94	.723	145/5.2	50/1.8	432/15.4
85-86	27	170-322	.528	74-93	.796	172/6.4	31/1.1	414/15.3
Career	111	462-869	.532	185-254	.728	449/4.0	113/1.0	1,109/10.0

High Game: 30 vs. Oral Roberts (1-19-85) at Cincinnati Gardens



42 - B.J. RAYMOND, G

YEAR	GAMES	FGM-FGA	PCT	3-POINT FGM-FGA	PCT	FTM-FTA	PCT	REB/AVG	AST/AVG	PTS/AVG
05-06	31	33-85	.388	15-49	.306	23-36	.639	45/1.5	22/0.7	104/3.4
06-07	34	48-119	.403	36-80	.450	9-22	.409	71/2.1	19/0.6	141/4.1
07-08	37	126-281	.448	82-199	.412	31-38	.816	112/3.0	32/0.9	365/9.9
08-09	35	167-365	.458	84-205	.410	76-94	.809	145/4.1	50/1.4	494/14.1
Career	137	374-850	.440	217-533	.407	139-190	.732	373/2.7	123/0.9	1,104/8.1

High Game: 32 vs. Auburn (12-3-08) at Cintas Center



43 - KENNY FREASE, C

YEAR	GAMES	FGM-FGA	PCT	3-POINT FGM-FGA	PCT	FTM-FTA	PCT	REB/AVG	AST/AVG	PTS/AVG
08-09	34	69-150	.460	2-7	.286	44-91	.484	126/3.7	26/0.8	184/5.4
09-10	35	76-150	.507	0-2	.000	26-50	.520	152/4.3	25/0.7	178/5.1
10-11	32	158-288	.549	0-1	.000	59-84	.702	226/7.1	38/1.2	375/11.7
11-12	36	150-294	.510	0-2	.000	66-116	.569	219/6.1	38/1.1	366/10.2
Career	137	453-882	.514	2-12	.167	195-341	.572	723/5.3	127/0.9	1,103/8.1


High Game: 25 vs. Lehigh in the NCAA Tournament (3-18-12) at Greensboro Coliseum Complex, Greensboro, N.C.



44 - KEVIN FREY, F

YEAR	GAMES	FGM-FGA	PCT	3-POINT FGM-FGA	PCT	FTM-FTA	PCT	REB/AVG	AST/AVG	PTS/AVG
98-99	36	72-171	.421	8-27	.296	53-74	.716	179/5.0	25/0.7	205/5.7
99-00	33	97-236	.411	13-49	.265	85-109	.780	167/5.1	39/1.2	292/8.8
00-01	29	114-264	.432	17-66	.258	87-113	.770	183/6.3	33/1.1	332/11.4
01-02	32	95-253	.375	15-58	.259	68-95	.716	181/5.7	43/1.3	273/8.5
Career	130	378-924	.409	53-200	.265	293-391	.749	710/5.5	140/1.1	1,102/8.5

High Game: 29 at Central Michigan (12-11-99) and vs. Saint Joseph's (1-20-01) at Cintas Center



T45 - DERRICK BROWN, F

YEAR	GAMES	FGM-FGA	PCT	3-POINT FGM-FGA	PCT	FTM-FTA	PCT	REB/AVG	AST/AVG	PTS/AVG
06-07	34	77-109	.706	4-8	.500	56-80	.700	141/4.1	27/0.8	214/6.3
07-08	37	148-243	.609	11-32	.344	96-136	.706	242/6.5	63/1.7	403/10.9
08-09	35/35	170-337	.504	39-90	.433	100-135	.741	212/6.1	68/1.9	479/13.7
Career	106	395-689	.573	54-130	.415	252-351	.718	595/5.6	158/1.5	1,096/10.3

High Game: 23 vs. Massachusetts (1-31-09) and Miami (Ohio) (11-29-08) at Cintas Center

1,000 POINT CLUB



T46 - HUCK BUDDE, F

YEAR	GAMES	FGM-FGA	PCT	FTM-FTA	PCT	REB/AVG	AST/AVG	PTS/AVG
50-51	26	69		47				185/7.1
51-52	24	157-458	.343	96-154	.623			410/17.1
52-53	23	174-464	.375	153-206	.743	233/10.1		501/21.8
Career	73	400-		296-				1,096/15.0

High Game: 31 vs. Baldwin-Wallace (12-19-52) at Schmidt Fieldhouse



47 - BILL KIRVIN, G

YEAR	GAMES	FGM-FGA	PCT	FTM-FTA	PCT	REB/AVG	AST/AVG	PTS/AVG
59-60	26	127-270	.470	78-89	.876	79/3.0	67/2.6	332/12.8
60-61	25	157-331	.474	91-117	.778	86/3.4	117/4.7	405/16.2
61-62	26	140-281	.498	71-87	.816	81/3.1	104/4.0	351/13.5
Career	77	424-882	.481	240-293	.819	246/3.2	288/3.7	1,088/14.1

High Game: 28 vs. Dayton (2-24-60) at Cincinnati Gardens



48 - JIM BOOTHE, G

YEAR	GAMES	FGM-FGA	PCT	FTM-FTA	PCT	REB/AVG	AST/AVG	PTS/AVG
54-55	26	124-		59-88	.670			307/11.8
55-56	28	158-420	.376	146-180	.811	102/3.6	104/3.7	462/16.5
56-57	28	116-300	.387	84-111	.757	54/1.9	59/2.1	316/11.3
Career	82	398-		289-379	.763			1,085/13.2

High Game: 32 vs. Louisville (2-13-56) at Schmidt Fieldhouse



49 - BOB PELKINGTON, C

YEAR	GAMES	FGM-FGA	PCT	FTM-FTA	PCT	REB/AVG	AST/AVG	PTS/AVG
61-62	26	126-266	.474	54-82	.659	304/11.7	69/2.7	306/11.8
62-63	28	177-399	.444	74-125	.592	454/16.2	94/3.4	428/15.3
63-64	26	150-312	.481	41-81	.506	567/21.8	89/3.4	341/13.1
Career	80	453-977	.464	169-288	.587	1,325/16.6	252/3.2	1,075/13.4

High Game: 29 vs. Western Kentucky (12-30-61) at Schmidt Fieldhouse



T50 - JOE GEIGER, F

YEAR	GAMES	FGM-FGA	PCT	FTM-FTA	PCT	REB/AVG	AST/AVG	PTS/AVG
61-62	23	92-203	.453	74-82	.902	171/7.4	30/1.3	253/11.0
62-63	28	125-295	.424	64-86	.744	220/7.9	44/1.6	314/11.1
63-64	26	191-382	.500	119-137	.869	290/11.2	56/2.2	501/19.3
Career	77	408-880	.464	257-305	.843	681/8.8	130/1.7	1,073/13.9

High Game: 36 vs. Detroit (2-15-64) at Detroit



T50 - AARON WILLIAMS, F

YEAR	GAMES	FGM-FGA	PCT	3-POINT FGM-FGA	PCT	FTM-FTA	PCT	REB/AVG	AST/AVG	PTS/AVG
89-90	28	27-47	.574	0-0	.000	8-20	.400	76/2.7	6/0.2	62/2.2
90-91	32	127-237	.536	0-0	.000	55-77	.714	209/6.5	33/1.0	309/9.7
91-92	27	148-253	.585	0-0	.000	79-113	.699	215/8.0	31/1.1	375/13.9
92-93	30	127-234	.543	0-0	.000	73-94	.777	213/7.1	54/1.8	327/10.9
Career	117	429-771	.556	0-0	.000	215-304	.707	713/6.1	124/1.1	1,073/9.2

High Game: 25 vs. Loyola of Chicago (2-9-91) at Cincinnati Gardens



52 - COLBY JONES, G

YEAR	GAMES	FGM-FGA	PCT	3-POINT FGM-FGA	PCT	FTM-FTA	PCT	REB/AVG	AST/AVG	PTS/AVG
20-21	15	39-84	.464	9-27	.333	28-37	.757	72/4.8	44/2.9	115/7.7
21-22	35	143-296	.483	21-72	.292	100-147	.680	256/7.3	111/3.2	407/11.6
22-23	36	207-407	.509	45-119	.378	81-124	.653	206/5.7	158/4.4	540/15.0
Career	86	389-787	.494	75-218	.344	209-308	.679	534/6.2	313/3.6	1,062/12.3

High Game: 29 vs. Providence (3-1-23) at Providence



53 - VICTOR FLEMING, G

YEAR	GAMES	FGM-FGA	PCT	FTM-FTA	PCT	REB/AVG	AST/AVG	PTS/AVG
80-81	26	59-119	.496	27-39	.692	28/1.1	42/1.6	145/5.6
81-82	26	42-96	.438	35-50	.700	37/1.4	32/1.2	119/4.6
82-83	29	128-226	.566	56-82	.683	90/3.1	52/1.8	312/10.8
83-84	33	183-339	.540	117-159	.736	138/4.2	56/1.7	483/14.6
Career	114	412-780	.528	235-330	.712	293/2.6	182/1.6	1,059/9.3

High Games: 29 vs. La Salle (2-9-83) at Schmidt Fieldhouse and 29 vs. Butler (2-25-84) at Cincinnati Gardens



54 - GARY MASSA, F

YEAR	GAMES	FGM-FGA	PCT	FTM-FTA	PCT	REB/AVG	AST/AVG	PTS/AVG
77-78	27	168-336	.500	55-76	.724	114/4.2	45/1.7	391/14.5
78-79	21	99-211	.469	49-67	.731	74/3.5	21/1.0	247/11.8
79-80	23	145-275	.527	46-57	.807	147/6.4	16/0.7	336/14.6
80-81	16	31-64	.484	13-17	.765	30/1.9	5/0.3	75/4.7
Career	87	443-886	.500	163-217	.751	365/4.2	87/1.0	1,049/12.1

High Game: 26 vs. Kenyon (1-5-78) at Schmidt Fieldhouse


1,000 POINT CLUB



55 - MIKE PLUNKETT, F

YEAR	GAMES	FGM-FGA	PCT	FTM-FTA	PCT	REB/AVG	AST/AVG	PTS/AVG
73-74	26	148-343	.431	68-107	.636	182/7.0	46/1.8	364/14.0
74-75	26	172-368	.467	70-123	.569	216/8.3	26/1.0	414/15.9
75-76	26	102-224	.455	61-85	.718	153/5.9	27/1.0	265/10.2
Career	78	422-935	.451	199-315	.632	551/7.1	99/1.3	1,043/13.4

High Game: 31 vs. Dayton (2-19-75) at Schmidt Fieldhouse



56 - SEMAJ CHRISTON, G

YEAR	GAMES	FGM-FGA	PCT	FGM-FGA	PCT	FTM-FTA	PCT	REB/AVG	AST/AVG	PTS/AVG
12-13	30	162-365	.444	7-28	.250	125-186	.672	86/2.9	139/4.6	456/15.2
13-14	34	201-420	.479	19-49	.388	157-235	.668	91/2.7	142/4.2	578/17.0
Career	64	363-785	.462	26-77	.338	282-421	.670	177/2.8	281/4.4	1,034/16.2

High Game: 28 vs. Marquette (1-9-14) at Cintas Center and 28 vs Seton Hall (3-3-14) at Seton Hall



57 - MICHAEL HAWKINS, G

YEAR	GAMES	FGM-FGA	PCT	FGM-FGA	PCT	FTM-FTA	PCT	REB/AVG	AST/AVG	PTS/AVG
91-92	27	76-185	.411	22-63	.349	35-54	.648	75/2.8	118/4.4	209/7.7
92-93	28	80-174	.460	36-88	.409	32-41	.780	71/2.5	104/3.7	228/8.1
93-94	29	68-182	.374	37-100	.370	23-36	.639	61/2.1	64/2.2	196/6.8
94-95	28	117-274	.427	59-152	.388	103-130	.792	93/3.3	162/5.8	396/14.1
Career	112	341-815	.418	154-403	.382	193-261	.739	300/2.7	448/4.0	1,029/9.2

High Game: 26 vs. Ohio (12-17-94) at Cincinnati Gardens



58 - T.J. JOHNSON, F

YEAR	GAMES	FGM-FGA	PCT	FGM-FGA	PCT	FTM-FTA	PCT	REB/AVG	AST/AVG	PTS/AVG
94-95	28	101-175	.577	0-0	.000	131-194	.675	148/5.3	19/0.7	333/11.9
95-96	28	86-165	.521	0-1	.000	124-186	.667	189/6.8	30/1.1	296/10.6
96-97	29	76-133	.571	0-0	.000	74-112	.661	146/5.0	48/1.7	226/7.8
97-98	30	48-96	.500	0-1	.000	70-100	.700	108/3.6	47/1.6	166/5.5
Career	115	311-569	.547	0-2	.000	399-592	.674	591/5.1	144/1.3	1,021/8.9

High Game: 23 vs. Loyola of Chicago (1-30-95) at Loyola



59 - QUENTIN GOODIN, G

YEAR	GAMES	FGM-FGA	PCT	FGM-FGA	PCT	FTM-FTA	PCT	REB/AVG	AST/AVG	PTS/AVG
16-17	38	70-200	.350	13-51	.255	42-73	.575	77/2.0	131/3.4	195/5.1
17-18	35	106-238	.445	19-63	.302	72-91	.791	103/2.9	171/4.8	303/8.7
18-19	31	114-308	.370	42-141	.298	71-107	.664	98/3.2	149/4.8	341/11.0
19-20	30	61-179	.341	27-95	.284	30-49	.612	61/2.0	93/3.1	179/6.0
Career	134	351-925	.379	101-350	.289	215-320	.672	339/2.5	544/4.0	1,018/7.6

High Game: 25 vs. Western Carolina (12/18/19) at Cintas Center



60 - JACK NUNGE, F

YEAR	GAMES	FGM-FGA	PCT	FGM-FGA	PCT	FTM-FTA	PCT	REB/AVG	AST/AVG	PTS/AVG
21-22	36	167-305	.548	35-96	.365	115-163	.706	268/7.4	40/1.1	484/13.4
22-23	37	200-388	.515	40-102	.392	84-124	.677	289/7.8	77/2.1	524/14.2
*Career	73	367-693	.530	75-198	.379	199-287	.693	557/7.6	117/1.6	1,008/13.8

*Also scored 375 points at the University of Iowa, which makes his Division I career total 1,383 points.
High Game: 31 vs. Cincinnati (12-11-21) at Cintas Center

MORE DIVISION I 1,000-POINT SCORERS THAT PLAYED AT LEAST A YEAR AT XU								
	PLAYER, POSITION	G	FG	3PT FG	FT	PTS.	AVG.	SEASONS
1.	SOULEY BOUM, G	159	729	299	700	2,457	15.5	2017-23
	* Includes 1,852 points combined from UTEP (2019-22) and San Francisco (2017-18)							
2.	C.J. ANDERSON, F	116	558	2	377	1,495	12.9	2004-09
	* Includes 752 points in two seasons at Manhattan (2004-06)							
3.	RYAN WELAGE, F	126	539	221	195	1,494	11.9	2015-19
	* Includes 1,258 points in three seasons at San Jose State (2015-18)							
4.	MATT STAINBROOK, C	137	601	5	274	1,481	10.8	2010-15
	* Includes 676 points in two seasons at Western Michigan (2010-12)							
5.	DREW LAVENDER, G	133	462	211	293	1,428	10.7	2003-08
	* Includes 659 points in two seasons at Oklahoma (2003-05)							
6.	ADAM KUNKEL, G	143	489	234	182	1,394	9.7	2018-23
	* Includes 604 points in two seasons at Belmont (2018-20)							
7.	TRAVIS TAYLOR, F	122	521	0	303	1,345	11.0	2008-13
	* Includes 812 points in two seasons at Monmouth (2008-10)							
8.	NATE JOHNSON, G	125	431	253	184	1,299	10.4	2017-22
	* Includes 788 points in three seasons at Gardner-Webb (2017-20)							
9.	RASHID GASTON, F	120	485	0	221	1,191	9.9	2012-17
	* Includes 911 points in three seasons at Norfolk State (2012-15)							
10.	BRIAN THORNTON, F/C	109	421	0	333	1,175	10.8	2001-06
	* Includes 564 points in two seasons at Vanderbilt (2001-03)							
11.	ISAIAH PHILMORE, F	121	412	24	321	1,169	9.7	2009-14
	* Includes 653 points in two seasons at Towson (2009-11)							
12.	JORDAN CRAWFORD, G	65	367	109	166	1,009	15.5	2007-10
	* Includes 291 points in one season at Indiana (2007-08)							

XAVIER ALL-TIME COACHING WINS TOP DOZEN



1 - CHRIS MACK



2 - PETE GILLEN



3 - SKIP PROSSER



4 - SEAN MILLER



5 - JOE MEYER



6 - CLEM CROWE



7 - JIM MCCAFFERTY



8 - NED WULK



9 - BOB STAAK



10 - THAD MATTA



11 - LEW HIRT



12 - TRAVIS STEELE

ALL-TIME COACHES (RANKED BY TOTAL WINS)

Name (Alma Mater)	Seasons	Games	Wins	Losses	Win %	Postseason Play/Conference Tourn.				
						NCAA	NIT	MCC	A-10	BE
Chris Mack (Xavier)	9 (2009-18)	312	215	97	.689	11-8	0-0	0-0	3-4	7-5
Pete Gillen (Fairfield)	9 (1985-94)	277	202	75	.729	5-7	2-1	17-4	0-0	0-0
Skip Prosser (Merchant Marine Acad.)	7 (1994-01)	213	148	65	.695	1-4	5-2	0-1	6-5	0-0
Sean Miller (Pittsburgh)	6 (2004-09, 22-23)	204	147	57	.721	8-5	0-0	0-0	8-4	2-1
Joe Meyer (Xavier)	13 (1920-33)	186	118	68	.634	0-0	0-0	0-0	0-0	0-0
Clem Crowe (Notre Dame)	10 (1933-43)	175	96	79	.549	0-0	0-0	0-0	0-0	0-0
Jim McCafferty (Loyola, La.)	6 (1957-63)	162	91	71	.562	0-1	4-0	0-0	0-0	0-0
Ned Wulk (LaCrosse)	6 (1951-57)	159	89	70	.560	0-0	2-2	0-0	0-0	0-0
Bob Staak (Connecticut)	6 (1979-85)	174	88	86	.506	0-1	2-1	7-5	0-0	0-0
Thad Matta (Butler)	3 (2001-04)	101	78	23	.772	5-3	0-0	0-0	8-1	0-0
Lew Hirt (DePauw)	5 (1946-51)	137	76	61	.555	0-0	0-0	0-0	0-0	0-0
Travis Steele (Butler)	4 (2018-22)	120	70	50	.583	0-0	2-1	0-0	0-0	1-4
Tay Baker (Cincinnati)	6 (1973-79)	159	70	89	.440	0-0	0-0	0-0	0-0	0-0
Don Ruberg (Xavier)	4 (1963-67)	103	52	51	.505	0-0	0-0	0-0	0-0	0-0
George Krajack (Clemson)	4 (1967-71)	103	34	69	.330	0-0	0-0	0-0	0-0	0-0
Dick Campbell (Furman)	2 (1971-73)	52	15	37	.288	0-0	0-0	0-0	0-0	0-0
Ed Burns (Xavier)	1 (1945-46)	19	3	16	.158	0-0	0-0	0-0	0-0	0-0
*Jonas Hayes (Georgia)	1 (2022)	4	4	0	1.000	0-0	4-0	0-0	0-0	0-0
Harry Gilligan (Xavier)	1 (1919-20)	3	0	3	.000	0-0	0-0	0-0	0-0	0-0
Musketeer Totals (1919-43/45-2023)	102	2,663	1,596	1,067	.599	30-29	21-7	24-10	25-14	10-10

*Served as interim head coach

XAVIER SEASON STATS

XAVIER ALL-TIME SEASON STATS

YEAR	G	MIN	FG-FGA	FG%	3FG-FGA	3FG%	FT-FTA	FT%	R-OFF	R-DEF	REB-TOT	AVG	PF	DQ	AST	AVG	TO	BLK	STL	PTS	AVG
2022-23	37	7,425	1,109-2,256	.492	274-703	.390	503-708	.710	380	1,016	1,396	37.7	593	9	705	19.1	459	120	236	2,995	80.9
2021-22	36	7,300	953-2,112	.451	242-751	.322	520-745	.698	372	963	1,335	37.1	553	9	533	14.8	420	156	269	2,668	74.1
2020-21	21	4,250	589-1,285	.458	162-498	.325	231-333	.694	200	592	792	37.7	325	5	369	17.6	236	85	145	1,571	74.8
2019-20	32	6,525	833-1,912	.436	207-664	.312	388-590	.658	380	861	1,241	38.8	535	14	460	14.4	446	114	201	2,261	70.7
2018-19	35	7,100	922-1,977	.466	245-740	.331	437-644	.679	372	912	1,284	36.7	552	11	519	14.8	464	128	190	2,526	72.2
2017-18	35	7,075	1,011-2,055	.492	274-736	.372	657-843	.779	345	997	1,342	38.3	603	8	579	16.5	441	109	205	2,953	84.4
2016-17	38	7,625	981-2,148	.457	267-775	.345	607-882	.688	451	965	1,416	37.3	711	12	560	14.7	478	100	228	2,836	74.6
2015-16	34	6,800	928-2,054	.452	255-702	.363	626-857	.730	436	955	1,391	40.9	679	13	548	16.1	429	101	246	2,737	80.5
2014-15	37	7,525	956-2,011	.475	234-666	.351	566-775	.730	364	918	1,282	34.6	661	13	596	16.1	447	106	223	2,712	73.3
2013-14	34	6,850	869-1,850	.470	174-500	.348	530-770	.688	379	834	1,213	35.7	674	13	497	14.6	421	97	196	2,442	71.8
2012-13	31	6,250	722-1,582	.456	140-400	.350	437-655	.667	329	763	1,092	35.2	541	14	348	11.2	402	86	164	2,021	65.2
2011-12	36	7,275	899-1,986	.453	176-501	.351	569-819	.695	391	913	1,304	36.2	666	10	471	13.1	454	135	216	2,543	70.6
2010-11	32	6,500	784-1,700	.461	173-526	.329	565-756	.747	328	802	1,130	35.3	551	12	424	13.3	386	98	174	2,306	72.1
2009-10	35	7,225	961-2,082	.462	250-664	.377	621-873	.711	444	971	1,415	40.4	662	15	494	14.1	452	132	235	2,793	79.8
2008-09	35	7,025	847-1,846	.459	239-607	.394	575-851	.676	420	958	1,378	39.4	653	15	464	13.3	511	178	185	2,508	71.7
2007-08	37	7,425	936-1,973	.474	282-721	.391	626-836	.749	412	910	1,322	35.7	643	9	564	15.2	480	125	206	2,780	75.1
2006-07	34	6,825	849-1,784	.476	269-689	.390	628-847	.741	367	780	1,147	33.7	606	8	508	14.9	431	120	191	2,595	76.3
2005-06	32	6,425	778-1,685	.462	218-588	.371	516-713	.724	338	783	1,121	35	568	12	502	15.7	410	152	199	2,290	71.6
2004-05	29	5,925	690-1,521	.454	211-599	.352	442-604	.732	331	642	973	33.6	518	6	440	15.2	398	93	166	2,033	70.1
2003-04	37	7,425	908-2,058	.441	284-756	.376	535-777	.689	439	888	1,327	35.9	619	11	495	13.4	459	87	252	2,635	71.2
2002-03	32	6,341	835-1,859	.449	203-560	.363	570-763	.747	434	807	1,241	38.8	493	6	520	16.3	405	94	166	2,443	76.3
2001-02	32	6,425	777-1,732	.449	197-552	.357	566-785	.721	389	799	1,188	37.1	507	7	400	12.5	435	143	215	2,317	72.4
2000-01	29	5,825	706-1,653	.427	178-587	.303	540-768	.703	391	734	1,125	38.8	551	16	398	13.7	415	115	208	2,130	73.4
1999-00	33	6,625	856-1,979	.433	220-627	.351	549-773	.710	509	751	1,260	38.2	599	12	474	14.4	540	118	261	2,481	75.2
1998-99	36	7,250	926-2,080	.445	275-791	.348	656-893	.735	484	820	1,304	36.2	708	17	496	13.8	573	141	327	2,783	77.3
1997-98	30	6,025	848-1,752	.484	170-487	.349	640-867	.738	437	666	1,103	36.8	653	18	494	16.5	509	80	354	2,506	83.5
1996-97	29	5,950	838-1,717	.488	153-454	.337	584-806	.725	430	673	1,103	38	578	21	532	18.3	556	80	318	2,413	83.2
1995-96	28	5,650	678-1,567	.433	140-405	.346	614-868	.707	363	683	1,046	37.4	630	20	368	13.1	493	83	206	2,110	75.4
1994-95	28	5,600	796-1,720	.463	162-476	.340	594-825	.720	391	718	1,109	39.6	535	18	461	16.5	455	59	238	2,348	83.9
1993-94	30	6,100	879-1,918	.458	149-446	.334	483-748	.646	413	720	1,133	37.8	564	15	532	17.7	412	136	260	2,390	79.7
1992-93	30	6,050	841-1,679	.501	138-345	.400	410-594	.690	330	739	1,069	35.6	512	14	485	16.2	410	122	161	2,230	74.3
1991-92	27	5,450	796-1,660	.480	112-297	.377	411-615	.668	372	623	995	36.9	576	19	481	17.8	474	126	192	2,115	78.3
1990-91	32	6,425	949-1,944	.488	153-401	.382	540-792	.682	431	748	1,179	36.8	649	29	500	15.6	550	112	245	2,591	81.0
1989-90	33	6,625	1,015-2,057	.493	124-370	.335	623-856	.728	504	829	1,333	40.4	605	19	536	16.2	503	107	203	2,777	84.2
1988-89	33	6,625	1,009-2,029	.497	145-396	.366	569-786	.724	384	728	1,209	36.6	622	14	589	17.8	545	74	234	2,732	82.8
1987-88	30	6,000	1,048-2,068	.507	95-269	.353	649-908	.715	445	691	1,221	40.7	636	14	502	16.7	465	60	242	2,840	94.7
1986-87	32	6,425	894-1,882	.475	110-276	.399	630-875	.720	379	647	1,091	34.1	643	25	388	12.1	454	58	199	2,528	79.0
1985-86	30	6,025	939-1,806	.520			492-677	.727			993	33.1	567	22	483	16.1	449	68	225	2,370	79.0
1984-85	29	5,820	839-1,649	.509			406-568	.715			932	32.1	620	18	432	14.9	475	70	220	2,084	71.9
1983-84	33	6,700	930-1,868	.498			497-707	.704			1,078	32.7	630	28	470	14.2	559	86	210	2,357	71.4
1982-83	30	6,050	858-1,795	.478			504-728	.692			1,033	34.4	678	17	455	15.2	482	61	225	2,220	74.0
1981-82	28	5,725	718-1,589	.452			407-569	.715			873	31.2	615	27	367	13.1	477	74	177	1,843	65.8

XAVIER SEASON STATS

XAVIER ALL-TIME SEASON STATS

YEAR	G	MIN	FG-FGA	FG%	3FG-FGA	3FG%	FT-FTA	FT%	R-OFF	R-DEF	REB-TOT	AVG	PF	DQ	AST	AVG	TO	BLK	ST	PTS	AVG
1980-81	28	5,625	823-1,666	.495			362-529	.684			973	34.8	611	15	383	13.7	513	113	198	2,008	71.7
1979-80	26	5,200	835-1,671	.499			346-468	.739			918	35.3	500	16	443	17.0	449	65	168	2,016	77.5
1978-79	27	5,425	745-1,605	.464			351-554	.634			965	35.7	458	11	380	14.1	383	83	199	1,841	68.2
1977-78	27	5,450	757-1,662	.455			340-557	.610			1,030	38.1	473	11	387	14.3	475	115	268	1,854	68.7
1976-77	27	5,500	741-1,687	.439			370-614	.603			1,063	39.4	497	14	343	12.7	486	78	214	1,852	68.6
1975-76	26	5,325	776-1,733	.448			440-654	.673			1,208	45.6	484	12	350	13.5	472	97	201	1,992	76.6
1974-75	26	5,225	717-1,588	.452			347-556	.624			930	35.8	503	12	294	11.3	414	51	133	1,781	68.5
1973-74	26	5,225	691-1,570	.440			323-481	.672			869	33.4	474	12	291	11.2				1,705	65.6
1972-73	26	5,225	736-1,686	.436			292-454	.647			1,068	41.1	516	19	335	12.9	482	98	259	1,764	67.8
1971-72	26	5,200	686-1,403	.488			433-629	.688			1,065	40.9	438	9	262	10.1				1,805	69.4
1970-71	26	5,200	793-1,651	.480			342-480	.712			995	38.2	493	21	214	8.2				1,928	74.1
1969-70	25	5,000	747-1,663	.449			392-545	.719			928	37.1	507	21						1,866	74.6
1968-69	26	5,200	766-1,746	.439			326-494	.660			1,167	44.9	421	10	355	13.7				1,858	71.5
1967-68	26	5,225	776-1,767	.439			436-634	.688			1,248	48	438	13	348	13.4				1,988	76.5
1966-67	26	5,225	740-1,643	.450			491-718	.684			1,227	47.2	524	17	317	12.2				1,971	75.8
1965-66	26	5,200	831-1,827	.455			538-763	.705			1,276	49.1	525	21	363	14.0				2,200	84.6
1964-65	25	5,025	794-1,897	.419			498-689	.723			1,238	49.6	555	25	338	13.5				2,086	83.4
1963-64	26	5,200	924-2,014	.459			483-666	.726			1,411	54.3	509	19	389	15.0				2,331	89.7
1962-63	28	5,625	824-1,985	.415			392-585	.671			1,392	50	463	14	462	16.5				2,040	70.8
1961-62	26	5,200	773-1,790	.432			379-516	.734			1,317	50.6	495	19	401	15.4	430	102		1,925	74.0
1960-61	27	5,475	814-1,904	.427			477-671	.711			1,384	51.3	533	29	535	19.8	496			2,105	78.0
1959-60	26	5,200	804-1,986	.400			344-510	.675			1,376	53	485		330	12.7				1,952	75.1
1958-59	25	5,000	684-1,815	.377			437-634	.689			1,092	43.7	489	17						1,805	72.2
1957-58	30																			2,287	76.2
1956-57	28	5,650	832-2,056	.404			634-942	.673			1,568	56	547	21	268	9.6				2,298	82.1
1955-56	28	5,650	833-2,071	.402			570-876	.651			1,523	54.4	514	18	336	12.0				2,236	79.8
1954-55	26		683-1,804	.378			547-825	.663			1,111	42.7	438	16	243	9.3				1,913	73.6

OPPONENT SEASON STATS

OPPONENT ALL-TIME SEASON STATS

YEAR	G	MIN	FG-FGA	FG%	3FG-FGA	3FG%	FT-FTA	FT%	R-OFF	R-DEF	REB-TOT	AVG	PF	DQ	AST	AVG	TO	BLK	STL	PTS	AVG
2022-23	37	7,425	1,012-2,285	.443	274-765	.358	443-618	.717	339	856	1,195	32.3	654	14	542	14.6	434	143	258	27,41	74.1
2021-22	36	7,300	912-2,150	.424	253-786	.322	415-556	.746	340	897	1,237	34.4	645	18	443	12.3	458	125	244	2,492	69.2
2020-21	21	4,250	541-1,310	.413	165-488	.338	227-308	.737	222	546	768	36.6	341	4	308	14.7	242	58	116	1,474	70.2
2019-20	32	6,525	776-1,900	.408	210-689	.305	400-550	.727	328	799	1,127	35.2	575	15	385	12.0	420	108	225	2,162	67.6
2018-19	35	7,100	898-2,081	.432	313-879	.356	363-519	.699	341	783	1,124	32.1	608	12	500	14.3	384	110	240	2,472	70.6
2017-18	35	7,075	944-2,192	.431	301-902	.334	427-562	.760	299	794	1,093	31.2	735	22	492	14.1	402	127	238	2,616	74.7
2016-17	38	7,625	964-2,144	.450	283-847	.334	500-716	.698	331	855	1,186	31.2	807	22	530	13.9	454	143	243	2,711	71.3
2015-16	34	6,800	834-2,010	.415	253-814	.311	471-675	.698	335	802	1,137	33.4	776	31	456	13.4	475	119	206	2,392	70.4
2014-15	37	7,525	886-2,035	.435	261-756	.345	459-678	.677	345	799	1,144	30.9	740	17	485	13.1	464	133	245	2,492	67.4
2013-14	34	6,850	797-1,851	.431	233-661	.352	489-732	.668	335	734	1,069	31.4	689	20	489	14.4	381	161	187	2,316	68.1
2012-13	31	6,250	675-1,666	.405	206-642	.321	380-555	.685	312	630	942	30.4	585	10	358	11.5	367	111	171	1,936	62.5
2011-12	36	7,275	828-2,062	.402	224-734	.305	542-732	.740	397	831	1,228	34.1	692	11	482	13.4	452	126	232	2,422	67.3
2010-11	32	6,500	707-1,743	.406	208-613	.339	445-610	.730	308	683	991	31	653	27	418	13.1	401	104	183	2,067	64.6
2009-10	35	7,225	884-2,158	.410	201-674	.298	464-709	.654	415	816	1,231	35.2	727	24	469	13.4	449	175	224	2,433	69.5
2008-09	35	7,025	767-1,985	.386	200-613	.326	431-655	.658	371	718	1,089	31.1	737	27	422	12.1	437	151	241	2,165	61.9
2007-08	37	7,425	833-2,034	.410	249-742	.336	432-638	.677	392	739	1,131	30.6	749	20	490	13.2	477	139	243	2,347	63.4
2006-07	34	6,825	826-1,917	.431	199-631	.315	377-558	.676	384	684	1,068	31.4	715	19	446	13.1	480	101	187	2,228	65.5
2005-06	32	6,425	710-1,792	.396	197-623	.316	413-601	.687	393	651	1,044	32.6	613	14	414	12.9	412	120	194	2,030	63.4
2004-05	29	5,925	670-1,546	.433	182-484	.376	364-538	.677	322	564	886	30.6	539	12	415	14.3	381	104	223	1,886	65.0
2003-04	37	7,425	850-2,055	.414	210-692	.303	429-622	.690	405	840	1,245	33.6	698	17	439	11.9	504	129	223	2,339	63.2
2002-03	32	6,450	809-1,972	.410	201-628	.320	296-445	.665	387	693	1,080	33.8	647	15	400	12.5	438	97	205	2,115	66.1
2001-02	32	6,425	753-1,883	.400	166-541	.307	331-495	.669	400	667	1,067	33.3	639	17	391	12.2	434	103	193	2,003	62.6
2000-01	29	5,825	693-1,709	.406	178-599	.297	347-547	.634	373	660	1,033	35.6	658	24	385	13.3	445	117	180	1,911	65.9
1999-00	33	6,625	829-1,882	.440	220-613	.359	407-592	.688	386	713	1,099	33.3	688	20	493	14.9	581	100	248	2,285	69.2
1998-99	36	7,250	870-2,041	.426	200-659	.303	517-768	.673	483	790	1,273	35.4	751	17	472	13.1	673	120	286	2,457	68.2
1997-98	30	6,025	713-1,594	.447	174-532	.327	465-716	.649	367	583	950	31.7	677	31	389	13.0	657	77	225	2,065	68.8
1996-97	29	5,920	750-1,671	.449	185-535	.346	413-624	.662	345	564	909	31.3	672	31	418	14.4	614	115	246	2,098	72.3
1995-96	28	5,650	718-1,657	.433	163-469	.348	483-741	.652	398	647	1,045	37.3	657	33	387	13.8	469	106	225	2,082	74.4
1994-95	28	5,600	747-1,733	.431	188-541	.348	332-538	.617	385	644	1,029	36.8	666	28	397	14.2	562	88	185	2,014	71.9
1993-94	30	6,100	759-1,779	.427	170-511	.333	408-629	.649	393	742	1,135	37.8	634	21	436	14.5	584	78	207	2,096	69.9
1992-93	30	6,050	718-1,710	.420	165-486	.340	353-535	.660	345	602	947	31.6	570	13	429	14.3	398	74	179	1,954	65.1
1991-92	27	5,450	726-1,540	.471	124-361	.343	463-661	.700	279	602	881	32.6	563	17	466	17.3	477	72	212	2,039	75.5
1990-91	32	6,425	864-1,887	.458	155-441	.351	518-751	.690	396	692	1,088	34	642	19	511	16.0	564	100	223	2,401	75.0
1989-90	33	6,625	912-1,974	.462	155-430	.360	431-618	.697	325	665	990	30	707	31	479	14.5	507	81	191	2,410	73.0
1988-89	33	6,625	1001-2,062	.485	149-403	.370	426-584	.729	321	656	1,068	32.4	675	23	569	17.2	540	86	188	2,577	78.1
1987-88	30	6,000	918-1871	.491	102-263	.388	306-601	.509	306	601	1,013	33.8	721	31	475	15.8	597	96	152	2,385	79.5
1986-87	32	6,425	883-1,841	.480	129-341	.378	484-667	.726	308	677	1,069	33.4	714	32	449	14.0	531	77	132	2,379	74.3
1985-86	30	6,025	866-1,733	.500			367-540	.680			944	31.5	606	21	465	15.5	549	77	131	2,099	70
1984-85	29	5,820	753-1,581	.476			512-728	.703			946	32.6	539	19	393	13.6	497	93	184	2,018	69.6
1983-84	33	6,700	841-1,812	.464			465-660	.704			1,076	32.6	643	27	445	13.5	579	97	206	2,147	65.1
1982-83	30	6,050	771-1,607	.480			503-729	.690			1,006	33.5	659	34	393	13.1	583	77	208	2,043	68.1
1981-82	28	5,725	758-1,520	.499			480-703	.683			1,039	37.1	549	21	434	15.5	488	74	210	2,006	71.6

OPPONENT SEASON STATS

OPPONENT ALL-TIME SEASON STATS

YEAR	G	MIN	FG-FGA	FG%	3FG-FGA	3FG%	FT-FTA	FT%	R-OFF	R-DEF	R-TOT	AVG	PF	DQ	AST	AVG	TO	BLK	STL	PTS	AVG
1980-81	28	5,625	813-1,671	.487			464-678	.684			987	35.3	533	18	424	15.1	458	85	256	2,090	74.6
1979-80	26	5,200	862-1,718	.501			408-575	.709			990	38	498	15	430	16.5	429	63	193	2,132	82
1978-79	27	5,425	770-1,583	.486			277-432	.641			963	35.7	548	22	385	14.3	414	81	200	1,828	67.7
1977-78	27	5,450	749-1,584	.473			314-445	.706			944	35	548	16	379	14.0	506	98	203	1,814	67.2
1976-77	27	5,500	833-1,749	.476			315-453	.695			1,051	38.9	554	17	389	14.4	552	88	214	1,981	73.4
1975-76	26	5,304	833-1,850	.450			308-456	.675			1,050	39.6	607	31	316	12.2	444	88	192	1,974	75.9
1974-75	26	5,225	735-1,636	.449			307-455	.675			857	33	550	19						1,777	68.3
1973-74	26	5,225	810-1,714	.473			243-366	.664			950	36.5	488	7	298	11.5				1,863	71.7
1972-73	26	5,225	829-1,735	.477			341-521	.654			1,130	43.5	482	8	348	13.4	418	103	298	1,999	76.8
1971-72	26	5,200	741-1,670	.444			360-548	.656			950	36.5	458	15						1,842	70.8
1970-71	26	5,200	780-1,559	.500			476-675	.705			1,038	39.9	411	8						2,036	78.3
1969-70	25	5,000	802-1,688	.475			455-677	.672			1,049	41.9	430	11						2,041	81.6
1968-69	26	5,200	763-1,787	.427			368-529	.696			1,166	44.8	395	8						1,894	72.8
1967-68	26	5,225	833-1,870	.445			350-534	.655			1,162	44.7	465	20						2,016	77.5
1966-67	26	5,225	763-1,832	.416			459-690	.665			1,203	46.2	538	27						1,985	76.3
1965-66	26	5,200	854-1,988	.430			491-717	.685			1,233	47.4	575	34						2,199	84.6
1964-65	25	5,025	835-1,892	.441			502-750	.669			1,361	54.4	501		345	13.8				2,172	86.9
1963-64	26	5,200	875-2,019	.433			470-670	.702			1,206	46.4	498	23	312	12.0				2,220	85.4
1962-63	28	5,625	807-1,879	.429			397-623	.639			1,259	44.9	465	11	395	14.1				2,021	72.1
1961-62	26	5,200	680-1,765	.385			466-666	.700			1,122	43.1	399	14						1,856	71.3
1960-61	27	5,475	732-1,937	.379			545-780	.699			1,338	49.6	471	17	403	14.9	474	75		2,009	74.4
1959-60	26	5,200	687-1,800	.382			477-741	.644			1,364	52.5	383							1,851	71.2
1958-59	25	5,000	689-1,738	.396			480-681	.705			1,133	45.3	455	14						1,858	74.3
1957-58	30																			2,176	72.5
1956-57	28	5,650	693-1,999	.346			650-933	.696			1,123	40.1	574	25	191	6.8				2,036	72.7
1955-56	28	5,650	683-2,010	.339			583-859	.680			1,266	45.2	544	19	174	6.2				1,949	69.6
1954-55	26		687-1,852	.371			515-752	.685			1,100	42.3	489	19						1,889	72.6

TEAM RECORDS

MOST POINTS

Game	125	vs. Florida International	1-9-88
Season	2,995		2022-23

MOST POINTS AGAINST

Game	123	by Detroit	12-14-64
Season	2,741		2022-23

MOST POINTS BY BOTH TEAMS

Game	234	Xavier 121, Detroit 113	1-6-64
Season	5,736		2022-23

MOST FIELD GOAL ATTEMPTS

Game	103	vs. Chase	12-8-51
Season	2,256		2022-23

MOST FIELD GOALS MADE

Game	51	vs. Huntington College (Ind.)	12-1-92
Season	1,109		2022-23

HIGHEST FIELD GOAL PERCENTAGE

Game	.722	(39-54) at Butler	2-23-91
Season	.520	(939-1806)	1985-86

LOWEST FIELD GOAL PERCENTAGE (OPPONENT)

Game	.184	vs. Eastern Illinois	11-19-05
Season	.339		1955-56

MOST 3-PT. FIELD GOALS MADE

Game	19	vs. Oklahoma	12-9-20
	16	at Auburn	1-6-08
	16	Virginia	1-3-08
	16	vs. Charlotte	2-3-07
	15	vs. St. John's	2-4-23
	15	at Cincinnati	1-26-17
	15	at Fordham	1-11-07
	14	at Georgetown	12-16-22
	14	vs. Fordham	2-14-09
	14	at Temple	1-25-06
	14	vs. Temple	3-8-03
	14	at Rhode Island	1-13-01
	14	vs. Clemson	3-23-99
Season	284		2003-04
	282		2007-08

MOST 3-PT. FIELD GOALS MADE (OPPONENT)

Game	17	by Evansville	11-10-18
	16	by Villanova	2-17-18
	15	by Villanova	1-14-15
	15	by Loyola Marymount	1-2-90
Season	313		2018-19

MOST 3-PT. FIELD GOAL ATTEMPTS

Game	37	vs. Clemson	3-23-99
Season	791		1998-99

MOST 3-PT. FIELD GOAL ATTEMPTS (OPPONENT)

Game	38	by Eastern Kentucky	12-15-18
Season	902		2017-18

HIGHEST 3-PT. FIELD GOAL PERCENTAGE (3 ATT. MIN.)

Game	.833	(5-6) vs. Marietta	11-28-88
Season	.399	(110-276)	1986-87

HIGHEST 3-PT. FIELD GOAL PERCENTAGE (OPPONENT/3 ATT. MIN.)

Game	.818	(9-11) by George Washington	2-12-94
Season	.388	(102-263)	1987-88

LOWEST 3-PT. FIELD GOAL PERCENTAGE (OPPONENT)

Game	.000	(0-17) by Purdue	12-1-12
Season	.297	(178-599)	2000-01

MOST FREE THROW ATTEMPTS

Game	64	vs. Saint Joseph's	1-10-76
Season	942		1953-54
	942		1956-57

MOST FREE THROWS MADE

Game	45	vs. George Washington	2-16-98
	45	vs. Northeast Louisiana	11-24-97
	45	vs. Duquesne	2-24-96
	45	vs. Saint Joseph's	1-10-76
Season	657		2017-18

HIGHEST FREE THROW PERCENTAGE

Game	1.000	vs. Ball State (11-11)	11-28-90
Season	.779	(657-843)	2017-18

MOST REBOUNDS

Game	103	vs. Louisville	1-4-58
Season	1,568		1956-57

MOST STEALS

Game	24	vs. Fordham	1-10-98
Season	354		1947-48

MOST ASSISTS

Game	36	vs. Long Island	12-8-01
Season	705		2022-23

MOST TURNOVERS FORCED BY A XAVIER TEAM

Game	38	vs. Northeast Louisiana	11-24-97
------	----	-------------------------	----------

FEWEST TURNOVERS BY A XAVIER TEAM

Game	3	vs. Miami (Ohio)	11-28-18
	3	vs. Dayton	3-14-04
	3	vs. Massachusetts	3-2-02

MOST PERSONAL FOULS

Game	35	vs. St. Louis	1-12-85
Season	711		2016-17

MOST DISQUALIFICATIONS

Game	6	vs. Canisius	2-18-61
Season	32		1951-52

MISCELLANEOUS

Most Victories (Season)	30	2007-08
	29	2017-18
	28	1989-90 and 2015-16
	27	2008-09 and 2022-23
Most Regular Season Victories	27	2017-18
	26	2007-08 and 2015-16
Most Postseason Victories	7	2004
Longest Win Streaks	16	2002-03
	15	1987-88
Highest Finish in Associated Press Poll	3	2017-18
Highest Rank in Associated Press Poll	3	2-26-18, 3-5-18, 3-12-18
Highest Finish in USA Today Coaches Poll	8	2007-08, 2017-18
Highest Rank in USA Today Coaches Poll	4	3-11-18, 3-4-18, 2-26-18, 2-19-18, 2-12-18, 2-8-16
Most Weeks in AP Poll (One Season)	19	2017-18
Most Consecutive Weeks in AP Poll	29	2015-17
		(last 17 of 15-16; first 12 of 16-17)
Most Consecutive Weeks in AP Top 10	15	2015-16
		(last 14 in 15-16 and first poll of 16-17)
Most Wins in a Season vs. AP Top 25	6	2014-15, 2015-16 and 2022-23
Longest Home Win Streak	30	2008-10
Longest Cintas Center Win Streak	30	2008-10
Longest Gardens Win Streak	27	1986-88
Highest Home Attendance Average		
	Season	10,475 (18 games) in 2017-18
Highest Total Home Attendance		
	All Games	189,793 (21 games) in 2021-22
Most Home Sell-outs in a Season	18	(18 games) in 2017-18
Longest Losing Streak	13	1972-73
Most Overtimes in a Game	3	11-27-10 vs. Wofford
		1-8-05 at Massachusetts (UM 90-86/3OT)
		12-21-96 vs. Akron (XU 113-111/3OT)
		1-4-58 vs. Louisville (XU 82-80/3OT)
Highest Scoring Avg. (Season)	94.7	1987-88
	89.7	1963-64
Largest Victory Margin	58	1-15-90
		(Xavier 110, District of Columbia 52)
Most Points Away From Home	122	3-12-88
		vs. Detroit (MCC Champ. Game)
	122	2-24-88
		vs. Florida International
Most Combined Points Away From Home	233	12-14-64
		Detroit 123, Xavier 110

YEAR-BY-YEAR SCORES

CC – Cintas Center
 SF – Schmidt Fieldhouse
 RC – Riverfront Coliseum (a.k.a. The Crown, Firstar Center, U.S. Bank Arena and now Heritage Bank Center)
 H - St. Xavier College Gym or other designated home gym
 A-10 - indicates A-10 regular season game
 MCC - indicates MCC regular season game
 * Didn't compete for the Ohio Athletic Conference Championship

1919-20 (0-3)

COACH: HARRY GILLIGAN

Feb. 14	H	L	22-26	St. John's (Toledo)
Feb. 20	H	L	18-24	Dayton
Mar. 5	A	L	14-21	Dayton

1920-21 (3-7, 3-4 OAC)



**Joe Meyer
Head Coach**

Jan. 7	H	L	13-54	Ohio (OAC)
Jan. 15	A	L	23-39	Mt. Union (OAC)
Jan. 19	A	L	15-44	Cincinnati Gym
Jan. 22	A	L	16-48	Miami (Ohio) (OAC)
Feb. 3	H	W	31-27	Heidelberg (OAC)
Feb. 18	A	W	21-18	Dayton (OAC)
Feb. 21	A	L	25-54	Mt. Union (OAC)
Feb. 22	A	L	17-29	St. Ignatius
Feb. 23	A	L	27-40	Rosenbloom (Cleveland)
Mar. 1	H	W	27-15	Dayton (OAC)

1921-22 (9-9, 1-3 OAC)

Dec. 17	A	L	17-22	Covington YMCA
Dec. 23	H	L	29-52	Cincinnati Gym
Dec. 28	H	W	31-20	Price Hill KC
Dec. 30	A	L	23-34	Cincinnati Gym
Jan. 7	H	L	16-28	Ohio (OAC)
Jan. 14	A	L	16-23	Wilmington
Jan. 21	H	W	27-15	Dayton
Jan. 22	H	W	42-26	Immaculate AC
Jan. 25	H	W	48-23	Holy Cross
Jan. 28	A	L	20-37	Miami (Ohio) (OAC)
Jan. 31	A	L	33-41	Petty Shoe
Feb. 1	A	L	32-34	Ohio (OAC)
Feb. 10	H	W	36-9	Hiram (OAC)
Feb. 15	H	W	32-17	Christ Church
Feb. 17	A	L	10-14	Dayton
Feb. 20	H	W	33-28	Wilmington
Mar. 4	A	W	20-18	Price Hill KC
Mar. 10	A	W	55-2	Immaculate AC

1922-23 (13-5, 7-3 OAC)

Dec. 23	A	L	23-25	Covington YMCA
Dec. 27	A	W	31-29	Richmond
Dec. 30	A	W	33-8	Cincinnati Gym
Jan. 1	A	W	29-16	Circleville AC
Jan. 4	A	W	35-26	Triple A
Jan. 6	A	L	14-18	Ohio Wesleyan (OAC)
Jan. 9	H	W	62-17	Gym
Jan. 12	A	W	28-18	Case School (OAC)
Jan. 13	A	W	21-18	Western Reserve (OAC)
Jan. 20	H	W	35-15	Ohio (OAC)
Jan. 23	H	W	51-12	St. John AC
Feb. 9	A	L	27-34	Denison (OAC)
Feb. 10	A	W	18-17	Ohio (OAC)
Feb. 16	H	L	30-31	Muskingum (OAC)
Feb. 23	A	W	25-19	Muskingum (OAC)
Feb. 24	A	W	33-16	Otterbein (OAC)
Mar. 3	H	W	45-22	Kenyon (OAC)
Mar. 13	H	L	14-17	Friars Club

1923-24 (13-4, 7-1 OAC)

Jan. 1	A	W	31-13	Circleville AC
Jan. 5	A	W	25-18	Covington YMCA
Jan. 12	FC	W	23-11	Miami (Ohio) (OAC)
Jan. 19	FC	W	33-17	Fenwick Club
Jan. 25	FC	W	32-31	Ohio (OAC)
Jan. 30	A	L	31-38	Central YMCA
Feb. 8	A	L	20-22	Capital
Feb. 9	A	L	15-26	Ohio (OAC)

Feb. 12	A	W	38-37
Feb. 16	A	W	32-27
Feb. 20	A	W	29-26
Feb. 23	FC	W	29-18
Feb. 27	FC	W	32-29
Mar. 1	A	W	38-29
Mar. 5	FC	L	18-24
Mar. 7	FC	W	44-28
Mar. 13	H	W	47-13

1924-25 (7-7, 2-2 OAC)

Jan. 17	A	W	26-25	Covington YMCA
Jan. 23	A	W	36-34	Ohio Northern (OAC)
Jan. 24	A	L	22-28	Heidelberg (OAC)
Jan. 27	A	L	29-30	YMCA Wildcats
Jan. 30	H	W	52-26	Heidelberg (OAC)
Feb. 7	H	W	40-25	Christ Church
Feb. 11	A	L	13-39	Cincinnati Gym
Feb. 19	A	W	31-14	Cincinnati Gym
Feb. 21	A	L	37-44	Capital
Feb. 25	A	W	33-27	Y Wildcats
Feb. 28	A	L	44-45	L.B. Harrison
Mar. 5	A	L	35-41	Akron (OAC)
Mar. 7	H	W	42-20	Alumni
Mar. 11	A	L	31-35	L.B. Harrison

1925-26 (10-8, 1-3 OAC)*

Jan. 1	A	W	28-24	Circleville AC
Jan. 6	A	L	20-28	CGAC (OT)
Jan. 9	H	W	45-27	Wilmington
Jan. 15	A	L	33-34	Centre (OT)
Jan. 16	A	W	40-35	Transylvania
Jan. 20	A	W	28-23	YMCA Wildcats
Jan. 22	A	L	28-34	L.B. Harrison
Feb. 3	A	W	18-15	CGAC
Feb. 5	H	W	38-18	Louisville
Feb. 8	H	W	43-17	L.B. Harrison
Feb. 12	A	L	22-48	Muskingum (OAC)
Feb. 13	A	L	29-44	Otterbein (OAC)
Feb. 17	H	W	63-9	Transylvania
Feb. 18	A	L	23-24	Wilmington
Feb. 26	A	W	19-16	Heidelberg (OAC)
Feb. 27	A	L	16-18	Ohio Northern (OAC)
Mar. 3	A	L	17-31	Y Wildcats
Mar. 5	H	W	49-19	Centre

1926-27 (11-3, 0-0 OAC)*

Jan. 1	A	L	22-28	Circleville AC
Jan. 10	H	W	23-21	Loyola of Chicago
Jan. 15	H	W	58-27	Circleville AC
Jan. 19	A	L	26-43	YMCA Wildcats
Jan. 22	H	W	54-31	Saint Louis
Feb. 5	A	W	39-5	Saint Louis
Feb. 9	H	W	29-25	YMCA Wildcats
Feb. 10	A	W	29-21	Wilmington
Feb. 12	H	W	56-40	Wilmington
Feb. 15	A	L	13-17	Loyola of Chicago
Feb. 16	A	W	22-17	St. Viator
Feb. 19	H	W	48-22	Marshall
Feb. 23	H	W	35-28	Davis-Elkins
Feb. 26	H	W	63-30	Transylvania

1927-28 (9-1, 0-0 OAC)*

Jan. 20	SF	W	40-13	Centre
Jan. 21	SF	W	40-33	Saint Louis
Jan. 28	SF	W	40-13	Cedarville
Feb. 1	SF	W	47-13	Alumni
Feb. 15	SF	W	14-11	Loyola of Chicago
Feb. 17	SF	W	16-14	Marshall
Feb. 18	SF	W	43-34	Marshall
Feb. 24	A	W	24-22	St. Viator
Feb. 25	A	L	19-40	Loyola of Chicago
Mar. 7	SF	W	29-25	Cincinnati

1928-29 (9-8, 4-0 OAC)*

Dec. 15	SF	W	35-11	Toledo
		W	35-20	Georgetown (Ky.)
	SF	W	31-24	Alumni
	A	L	5-20	Loyola of Chicago
	A	L	18-34	St. Viator
	SF	W	28-12	Cedarville
	A	L	20-22	Saint Louis
Feb. 5	SF	W	24-11	Detroit
	A	W	26-25	Dayton
Feb. 12	SF	L	29-32	Ohio Wesleyan
Feb. 13	SF	L	10-20	Loyola of Chicago
		W	35-11	Kenyon
Feb. 23	SF	W	18-12	Dayton
	A	L	19-24	Detroit
	SF	W	46-12	Muskingum

Wittenberg (OAC)
Kenyon (OAC)
Central YMCA
Covington YMCA
Muskingum (OAC)
Akron (OAC)
Fenwick Club
Otterbein (OAC)
Alumni

			1929-30 (8-8, 2-2 OAC)*	
	W		28-17	Cedarville
	W		35-20	Georgetown (Ky.)
	SF	W	20-18	Kentucky Wesleyan
	W		24-23	Kenyon
Jan. 14	A	L	13-18	Loyola of Chicago
	SF	L	19-20	Dayton
	W		31-16	Centre
Jan. 23	SF	L	13-18	Loyola of Chicago
Feb. 1	SF	L	19-37	Ohio Wesleyan
	SF	W	23-22	Alumni
	SF	L	27-30	Denison
	SF	L	20-27	Wittenberg
	A	W	29-18	Dayton
	A	W	23-18	Detroit
	A	L	24-30	Western Reserve
	SF	L	24-36	Detroit

1930-31 (11-2, 4-0 OAC)*

			W	43-22	Cedarville
			W	36-23	Georgetown (Ky.)
Jan. 13	A	L	19-31	Michigan State	
	SF	W	30-19	Centre	
	A	L	20-26	Detroit	
	SF	W	40-19	Dayton	
	SF	L	17-29	Wittenberg	
	A	W	33-10	Dayton	
	A	W	34-25	Wittenberg	
	SF	W	32-16	Alumni	
	SF	W	43-26	Kenyon	
	W		26-20	Denison	
	W		22-17	Detroit	

1931-32 (10-3, 2-0 OAC)*

			W	36-12	Cedarville
	SF	W	26-21	Carnegie Tech	
	W		31-22	Centre	
Jan. 15	A	L	20-22	Michigan State	
	A	L	21-22	Detroit (OT)	
	SF	W	46-12	Dayton	
	W		28-23	Washington & Lee	
Feb. 2	SF	L	16-18	Indiana	
	SF	W	37-23	Detroit	
	A	W	20-10	Dayton	
	SF	W	25-23	Alumni	
Feb. 20	SF	W	31-24	Michigan State	
	SF	W	26-21	Wittenberg	

1932-33 (5-3, 0-0 OAC)*

	SF	W	53-10	Cedarville
	SF	W	37-19	Centre
	SF	W	75-15	Transylvania
	SF	L	19-31	Ohio State
Feb. 18	SF	L	29-36	Ohio Wesleyan
Feb. 27	A	L	16-19	Michigan State
	A	W	27-12	Detroit
	W		34-30	Wittenberg

1933-34 (9-1, 0-0 OAC)*



**Clem Crowe
Head Coach**

			W	48-17	Transylvania
	SF	W	50-13	Kentucky Wesleyan	
	W		59-13	Centre	
	SF	W	26-21	Ohio	
	SF	W	44-35	Chattanooga	
Feb. 10	SF	L	15-25	Notre Dame	
Feb. 19	SF	W	37-29	Louisville	
Feb. 24	SF	W	29-28	Ohio Wesleyan	
	W		47-38	Wittenberg	
	SF	W	35-30	Alumni	

1934-35 (14-4, 0-0 OAC)*

			W	47-18	Cedarville
			W	38-29	Centre
			W	37-21	Georgetown (Ky.)
	SF	W	47-21	Kentucky Wesleyan	
	L		28-31	Ohio State (OT)	

YEAR-BY-YEAR SCORES

	W	45-20	Centenary
	W	29-20	Wittenberg
	SF	W 36-28	Chattanooga
	W	37-24	Transylvania
	SF	W 29-28	Ohio
Feb. 2	SF	W 29-26	Ohio Wesleyan
Feb. 5	SF	L 27-40	Kentucky
	W	48-29	Wittenberg
Feb. 16	SF	W 38-19	Georgia Tech
	W	47-25	Marshall
	SF	W 41-31	Alumni
Mar. 7	A	L 29-46	Kentucky
Mar. 9	SF	L 35-42	Notre Dame

1935-36 (8-7, 0-0 OAC)*

	SF	W 35-31	Georgetown (Ky.)
	SF	W 41-25	Centre
Dec. 17	SF	L 26-49	Purdue
Dec. 21	SF	L 21-23	Pittsburgh
	SF	W 39-37	Vanderbilt
	SF	W 62-38	Alumni
Jan. 14	SF	L 32-36	Kentucky
	SF	L 22-28	Ohio
Jan. 24	SF	W 39-20	Tennessee
	N1	L 30-31	Washington & Jeff.
	SF	W 59-22	Kentucky Wesleyan
	SF	W 35-21	Alabama
	A	L 32-37	Ohio
Feb. 15	A	W 32-27	Ohio Wesleyan
Feb. 18	A	L 40-49	Kentucky
			N1-Pittsburgh, Pa.

1936-37 (7-7)

Dec. 12	SF	L 28-32	Kentucky
Dec. 16	SF	W 30-26	Transylvania
Dec. 19	SF	W 43-30	Kentucky Wesleyan
Dec. 22	SF	L 23-35	Purdue
Jan. 9	A	L 31-41	Loyola of Chicago
Jan. 14	A	L 20-42	Ohio
Jan. 16	SF	W 28-26	Butler
Feb. 6	W	36-27	Indianapolis
	W	42-21	Centre
Feb. 13	A	L 25-29	Toledo
	SF	W 54-27	Alumni
Feb. 19	A	W 29-28	Wittenberg
Feb. 20	SF	L 32-35	Ohio
Feb. 22	A	L 15-23	Kentucky

1937-38 (10-9)

	SF	W 53-39	Transylvania
Dec. 9	SF	W 29-22	Kentucky Wesleyan
Dec. 13	A	L 32-56	Purdue
Dec. 20	SF	L 28-33	Iowa
Dec. 22	SF	L 26-45	Notre Dame
Jan. 3	SF	L 29-34	Creighton
	W	37-27	Wittenberg
Feb. 5	SF	W 36-25	Toledo
	A	L 33-39	Ohio
Jan. 14	A	L 34-35	Bradley
Jan. 15	A	L 38-52	Loyola of Chicago
	SF	W 50-35	Hawaiian Stars
	A	W 35-29	Akron
	SF	W 39-32	Kentucky
	SF	W 34-30	Alumni
	SF	L 29-36	Bradley
Feb. 17	A	L 29-45	Kentucky
	SF	W 47-27	Ohio
	SF	W 40-27	Loyola of Chicago

1938-39 (13-7)

Dec. 9	SF	W 49-31	Kentucky Wesleyan
Dec. 16	SF	W 51-37	Western Michigan
Dec. 20	SF	L 26-27	Wisconsin
Dec. 22	SF	L 38-48	Washington & Lee
Jan. 2	A	W 27-22	Miami (Ohio)
Jan. 6	SF	W 41-36	St. Joseph's (Ind.)
Jan. 12	A	W 41-30	Ohio
Jan. 16	A	L 30-38	DePaul
	W	45-33	St. Joseph's (Ind.)
Jan. 21	SF	W 48-33	Detroit
	SF	W 52-29	Alumni
Jan. 30	SF	W 39-22	Miami (Ohio)
Feb. 3	SF	L 39-48	Indiana
Feb. 8	SF	L 31-41	Kentucky
Feb. 11	SF	W 47-46	Ohio
Feb. 14	A	W 39-36	Ohio Wesleyan (OT)
Feb. 18	SF	W 43-30	Ohio Wesleyan
Feb. 21	A	L 23-43	Kentucky
Feb. 25	A	L 37-41	Detroit
Feb. 27	A	W 46-42	Toledo

1939-40 (6-17)

Dec. 4	SF	L 33-36	
Dec. 8	SF	W 43-37	
Dec. 11	A	L 24-58	
Dec. 16	A	L 29-36	
Dec. 19	SF	W 40-28	
Dec. 21	A	L 40-46	
Dec. 23	A	L 30-42	
Dec. 30	SF	W 41-28	
Jan. 2	A	L 39-40	
Jan. 6	SF	L 41-42	
Jan. 8	N1	W 36-35	
Jan. 10	A	L 37-48	
Jan. 16	A	L 29-44	
Jan. 19	SF	L 36-48	
Jan. 27	SF	L 33-35	
Feb. 3	A	L 31-36	
Feb. 6	A	L 47-51	
Feb. 10	SF	L 28-30	
Feb. 12	A	L 29-37	
Feb. 14	SF	W 34-27	
Feb. 17	SF	L 34-39	
Feb. 24	SF	W 46-41	
	SF	L 39-43	

1940-41 (13-9)

Dec. 2	SF	W 57-25	
Dec. 7	SF	W 58-44	
	SF	W 57-25	
	SF	W 77-25	
	A	L 57-69	
	A	W 61-50	
Jan. 3	SF	L 39-42	
	A	L 33-57	
Jan. 9	SF	L 43-48	
	W	37-35	Dayton
	SF	W 59-28	
Jan. 25	A	W 49-44	
	SF	L 41-49	
	L	36-49	
	A	W 37-30	
	W	36-34	
	L	39-41	
Feb. 17	A	L 28-55	
Feb. 22	SF	L 36-41	
Feb. 25	SF	W 50-45	
	W	54-30	
	SF	W 39-35	

1941-42 (10-8)

	SF	W 44-26	
	SF	W 43-37	
Dec. 17	SF	L 25-38	
	SF	W 63-43	
Dec. 23	SF	L 36-46	
	A	W 58-32	
	SF	W 47-39	
Jan. 10	SF	L 39-40	
	A	L 32-46	
Jan. 24	A	L 30-42	
Feb. 2	SF	W 58-30	
	SF	W 45-40	
	A	L 49-59	
	SF	W 70-20	
	SF	W 53-43	
Feb. 21	A	L 36-44	
	A	L 42-43	
	SF	W 58-42	

1942-43 (6-10)

	W	55-38	
	L	24-51	
Dec. 19	A	L 50-51	
Jan. 9	SF	L 38-43	
	A	L 53-58	
Jan. 16	A	L 38-60	
Jan. 23	A	L 23-55	
Feb. 1	SF	L 38-48	
	L	28-51	
Feb. 8	A	L 36-48	
	W	49-42	
	W	68-53	
	SF	W 57-41	
	W	61-39	
Mar. 3	SF	W 51-37	
	L	40-56	

St. Joseph's (Ind.)
Kentucky Wesleyan
Indiana
Ball State
Centre
St. Joseph's (Ind.)
Western Michigan
Ohio Wesleyan
Western Kentucky
Kentucky (OT)
Tennessee
Ohio
Dayton
Marshall
Toledo
Detroit
Marshall
City Col. of N.Y.
Kentucky
Dayton
Ohio
Detroit
Alumni
N1-Louisville, Ky.

Kentucky Wesleyan
Youngstown
Centre
Transylvania
Ohio
William & Mary
Creighton
Butler
Kentucky
Alumni
Kentucky
Ohio
St. Joseph's (Ind.)
Detroit
Ball State
City Col. of N.Y.
Toledo
Western Kentucky
Western Michigan
Dayton
Detroit

Transylvania
Morehead State
Oregon
South Carolina
Tennessee
Washington & Lee
Ohio
Kentucky
Dayton
Tennessee
Wabash
Toledo
Marshall
Centre
Marshall
Kentucky
Ohio
Dayton

Georgetown (Ky.)
36th Armored
Wabash
Kentucky
Ohio
Toledo
Tennessee
Tennessee
Dayton
Kentucky
36th Armored
Marshall
Ohio
Dayton
Cincinnati
Marshall

1945-46 (3-16)



Ed Burns
Head Coach

	SF	L 35-41	Miami (Ohio)
	L	31-62	Camp Atterbury
Jan. 5	SF	L 41-49	Eastern Kentucky
Jan. 14	SF	L 36-62	Kentucky
Jan. 17	A	L 46-67	Eastern Kentucky
	A	L 46-67	Miami (Ohio)
	L	50-91	Marshall
Jan. 26	A	L 43-58	Bowling Green
	L	51-61	Camp Atterbury
	L	53-64	Fort Knox
	W	48-41	Dayton
	L	47-53	Cincinnati Command
	W	60-41	Alumni
	L	59-72	Marshall
	W	66-41	Wilmington
	L	33-47	Dayton
	L	50-55	Bradley
Feb. 23	A	L 40-83	Kentucky
Feb. 27	SF	L 39-53	Cincinnati

1946-47 (8-17)



Lew Hirt
Head Coach

	A	L 42-54	Anderson (Ind.)
	A	L 38-50	Indiana State
	A	L 54-60	Miami (Ohio)
	A	L 47-56	Marshall
	A	W 59-48	Morris-Harvey
Dec. 19	A	L 49-64	Toledo
	A	L 37-50	Kent State
	N1	W 64-49	SE Missouri State
	N1	W 53-47	Evansville
	N1	L 44-58	Marshall
Jan. 3	SF	W 43-34	Ohio Wesleyan
Jan. 4	A	L 34-35	Dayton
Jan. 7	A	L 30-47	Ohio
Jan. 11	SF	W 45-43	Bowling Green
Jan. 17	SF	L 41-53	Marshall
Jan. 25	A	L 34-71	Kentucky
Feb. 1	SF	L 37-47	Toledo
Feb. 4	SF	W 58-48	Miami (Ohio)
Feb. 8	SF	W 65-35	Baldwin-Wallace
Feb. 13	SF	W 75-55	Dayton
Feb. 15	N2	L 46-59	Ohio Wesleyan
Feb. 17	SF	L 46-47	Ohio
Feb. 19	SF	L 31-58	Kentucky
Feb. 21	A	L 48-62	Bowling Green
Feb. 26	SF	L 51-76	Cincinnati
	N1-Terre Haute, Ind.		
	N2-Ashland, Ky.		

* No basketball games were played at Xavier during the 1943-44 and 1944-45 seasons because of World War II.

YEAR-BY-YEAR SCORES

1947-48 (24-8) N.A.I.B. TOURNAMENT FOURTH PLACE XAVIER'S FIRST NATIONAL POSTSEASON TOURNAMENT APPEARANCE



Dec. 3	N1	W	70-53	Franklin College
Dec. 6	A	W	44-43	Purdue
Dec. 13	SF	W	72-48	Morris-Harvey
Dec. 16	A	L	52-57	Ohio
Dec. 17	A	L	34-79	Kentucky
Dec. 20	SF	W	79-42	Vanderbilt
Dec. 22	SF	W	54-34	Ohio Wesleyan
Dec. 29	SF	W	51-39	Ball State
Jan. 3	SF	W	62-36	Creighton
Jan. 4	SF	W	41-34	Seton Hall
Jan. 7	SF	W	62-34	Louisville
Jan. 9	A	L	36-54	Bowling Green
Jan. 10	A	W	66-50	Lawrence Tech
Jan. 14	A	W	62-51	Miami (Ohio)
Jan. 20	A	W	62-42	Vanderbilt
Jan. 24	A	W	60-52	Kent State
Jan. 31	SF	W	59-36	Detroit
Feb. 2	SF	W	56-37	Ohio
Feb. 3	SF	W	51-49	Bowling Green
Feb. 7	SF	W	45-43	Loyola of Chicago
Feb. 10	A	W	72-52	Dayton
Feb. 13	A	L	47-58	Louisville
Feb. 18	SF	W	61-44	Miami (Ohio)
Feb. 21	SF	W	60-51	Indiana State
Feb. 24	SF	W	57-32	Dayton
Feb. 28	SF	L	37-59	Kentucky
Mar. 3	SF	L	45-52	Cincinnati

N.A.I.B. TOURNAMENT

N2	W	67-43	NW Louisiana State	
N2	W	57-35	New Britain	
N2	W	62-50	Mankato State	
Mar. 12	N2	L	49-56	Louisville (semifinals)
	N2	L	58-59	Hamline (consol.)

N1-Middletown High School
N2-Kansas City, Mo.

ASSOCIATED PRESS RANKINGS BEGIN HERE 1948-49 (16-10)

XU AP				
Dec. 4	SF	W	67-29	Cedarville
Dec. 11	A	L	55-63	Indiana
	A	W	68-48	Georgetown (Ky.)
	SF	W	72-34	Western Ontario
Jan. 1	SF	L	53-65	Bowling Green
Jan. 4	A	L	72-74	Loyola (Md.)
Jan. 5	A	L	51-60	Seton Hall
	SF	W	84-42	Hanover
Jan. 8	A	W	61-48	Miami (Ohio)
Jan. 15	A	L	57-64	Louisville (OT)
Jan. 22	SF	W	66-43	Indiana State
Jan. 29	SF	W	71-57	Louisville
Feb. 1	A	L	55-59	#14 Bowling Green
Feb. 5	SF	W	71-64	Cincinnati
Feb. 8	SF	W	75-51	Long Island
Feb. 11	A	W	47-44	Toledo
Feb. 12	A	L	50-96	#1 Kentucky
Feb. 15	SF	W	66-48	Dayton
Feb. 18	A	W	78-60	John Carroll
Feb. 19	SF	L	60-64	Toledo
Feb. 22	A	W	53-50	Marshall
Feb. 24	CG	L	40-51	#1 Kentucky
Feb. 27	SF	W	49-44	Dayton
Mar. 1	A	W	64-43	Miami (Ohio)
Mar. 7	CG	W	82-65	William & Mary
Mar. 9	CG	L	46-57	Cincinnati

1949-50 (12-16) XU AP

Dec. 3	SF	W	72-47	Franklin
	SF	W	66-42	Georgetown (Ky.)
Dec. 10	CG	L	57-59	Western Kentucky
Dec. 15	SF	W	68-46	Youngstown
Dec. 17	SF	L	47-64	Louisville
Dec. 21	SF	W	76-41	Santa Clara
Dec. 27	SF	L	51-54	Holy Cross
Jan. 5	A	W	70-59	Youngstown

Jan. 6	SF	W	86-63	Loyola (Md.)
Jan. 7	A	L	72-77	Louisville
Jan. 9	A	L	51-63	Western Kentucky
Jan. 13	A	W	58-52	Lawrence Tech
Jan. 14	A	L	56-65	Toledo
Jan. 22	SF	L	55-65	Dayton
Jan. 28	CG	L	47-58	#4 Kentucky
Jan. 31	SF	L	59-60	Miami (Ohio)
Feb. 3	A	L	50-52	Indiana State
Feb. 8	N1	L	47-57	#15 San Francisco
Feb. 10	SF	W	45-36	Evansville
Feb. 13	A	L	42-59	Dayton
Feb. 14	A	W	51-37	Miami (Ohio)
Feb. 18	A	L	63-67	Marshall
Feb. 23	A	L	53-58	#5 Kentucky
Feb. 25	SF	W	53-48	#14 Toledo
Mar. 2	N2	L	51-59	Dayton
Mar. 9	CG	W	54-53	Cincinnati
Mar. 17	CG	W	74-53	Morris-Harvey
Mar. 18	CG	L	48-59	Cincinnati

N1 - Owensboro, Ky.
N2 - Cleveland, Ohio

1950-51 (16-10) XU AP

Dec. 2	SF	W	73-40	Ohio Wesleyan
Dec. 7	SF	W	78-47	Hanover
Dec. 12	CG	L	56-67	Kentucky
Dec. 17	SF	W	79-56	John Carroll
Dec. 19	N1	L	69-71	Evansville
Dec. 22	N2	W	92-58	North Carolina
Dec. 28	CG	L	70-83	#17 Cincinnati
Jan. 6	SF	W	67-65	Loyola of Chicago
Jan. 8	A	L	62-79	Western Kentucky
Jan. 10	A	L	55-63	Louisville
Jan. 13	CG	W	60-52	Notre Dame
Jan. 20	A	W	64-49	Miami (Ohio)
Jan. 25	SF	W	41-40	Tulsa
Jan. 30	SF	W	79-59	#20 Toledo
Feb. 1	SF	W	72-52	Miami (Ohio)
Feb. 3	A	W	65-59	Morehead State
Feb. 8	SF	W	77-53	Loyola (Md.)
Feb. 11	SF	L	57-63	#18 Dayton
Feb. 13	A	L	51-78	#1 Kentucky
Feb. 19	SF	W	72-69	#14 Louisville
Feb. 23	SF	W	74-57	Kent State
Feb. 24	A	W	79-67	Gannon
Feb. 26	A	L	61-70	Toledo
Feb. 28	SF	W	67-64	Western Kentucky
Mar. 3	A	L	53-77	#14 Dayton
Mar. 8	CG	L	66-81	#17 Cincinnati

N1 - Owensboro, Ky.
N2 - Pikeville, Ky.

1951-52 (10-14)



**Ned Walk
Head Coach**

XU AP				
Nov. 26	A	L	54-58	Eastern Kentucky
Dec. 1	SF	W	103-66	Franklin
Dec. 6	SF	W	81-65	Chase
Dec. 8	A	L	69-92	Indiana
Dec. 10	CG	L	72-97	#1 Kentucky
Dec. 16	SF	W	72-67	John Carroll
Dec. 19	SF	L	82-92	#16 Western Kentucky
Dec. 22	SF	W	73-59	Ball State
Dec. 29	CG	W	77-70	Cincinnati
Jan. 7	A	L	50-83	#4 Kentucky
Jan. 9	SF	L	67-77	#15 Louisville
Jan. 12	SF	W	88-70	Georgetown (Ky.)
Jan. 15	A	L	79-82	Miami (Ohio)
Jan. 22	A	W	84-70	Beloit
Jan. 23	A	L	83-103	Loyola of Chicago
Jan. 27	A	L	60-67	#16 Dayton
Feb. 1	SF	W	87-68	Hanover
Feb. 5	SF	W	83-77	Tampa
Feb. 8	SF	W	74-67	Miami (Ohio)
Feb. 13	CG	L	63-68	Cincinnati
Feb. 17	A	L	84-91	Lawrence Tech

Feb. 20	A	L	74-93	Villanova
Feb. 24	CG	L	80-82	#11 Dayton
Feb. 27	A	L	87-101	#13 Louisville

1952-53 (11-12) XU AP

Dec. 1	SF	W	87-73	Union (Ky.)
Dec. 4	SF	W	81-53	Georgetown (Ky.)
Dec. 8	SF	L	71-76	Minnesota
Dec. 11	SF	W	96-91	Marshall
Dec. 14	A	L	73-99	Lawrence Tech
Dec. 19	SF	L	75-76	Baldwin-Wallace
Jan. 3	SF	W	90-49	Hanover
Jan. 6	CG	W	81-78	Cincinnati
Jan. 8	A	L	62-71	Siena
Jan. 10	A	L	86-94	Villanova
Jan. 11	A	L	78-86	#2 Seton Hall
Jan. 14	SF	L	70-90	Miami (Ohio)
Jan. 18	CG	W	70-68	Dayton
Jan. 26	SF	W	80-68	#18 Eastern Kentucky
Jan. 31	A	L	71-88	Baldwin-Wallace
Feb. 1	A	W	89-82	John Carroll
Feb. 4	A	L	69-72	Louisville
Feb. 10	CG	W	70-68	Cincinnati
Feb. 14	A	L	74-91	Eastern Kentucky
Feb. 20	SF	W	80-74	#16 Louisville
Feb. 22	A	L	63-81	Dayton
Feb. 25	A	W	110-91	#12 Miami (Ohio)
Mar. 2	A	L	78-83	Marshall

1953-54 (18-12) XU AP

Dec. 2	SF	W	77-51	Union (Ky.)
Dec. 5	SF	W	83-64	Kent State
Dec. 10	SF	W	80-60	Hanover
Dec. 12	CG	L	66-81	#2 Kentucky
Dec. 14	A	W	74-54	Georgetown
Dec. 16	A	W	81-73	Villanova
Dec. 17	A	L	64-70	Iona
Dec. 19	A	W	66-54	#19 Siena
Dec. 26	SF	L	64-67	#6 Minnesota
Dec. 28	N1	W	69-49	Murray State
Dec. 29	A	L	56-61	Louisville
Dec. 30	N1	W	86-67	Eastern Kentucky
Jan. 2	A	W	85-60	John Carroll
Jan. 4	A	L	71-76	#1 Kentucky
Jan. 6	CG	L	58-77	Cincinnati
Jan. 12	SF	W	73-68	Miami (Ohio)
Jan. 18	A	W	79-63	Eastern Kentucky
Jan. 22	SF	W	74-57	Baldwin-Wallace
Jan. 24	A	L	58-66	Dayton
Jan. 30	SF	L	65-74	Louisville
Feb. 1	A	W	70-64	Murray State
Feb. 2	A	W	71-69	Centenary
Feb. 4	A	W	67-57	Loyola (La.)
Feb. 6	A	W	76-65	Southern Mississippi
Feb. 8	SF	L	49-50	Loyola (La.)
Feb. 10	CG	L	76-81	Cincinnati
Feb. 13	SF	W	78-61	Eastern Kentucky
Feb. 21	CG	L	63-81	#17 Dayton
Feb. 24	A	L	55-59	Louisville
Feb. 27	A	W	90-89	Miami (Ohio)

N1 - Louisville, Ky.

1954-55 (13-13) XU AP

SF	W	90-46	Denison	
Dec. 4	SF	W	83-50	Southern Mississippi
Dec. 6	SF	W	81-72	Memphis
Dec. 11	CG	L	69-72	#2 Kentucky
Dec. 13	A	L	46-60	Eastern Kentucky
	A	W	64-60	John Carroll
Dec. 18	A	L	68-78	Canisius
	SF	W	97-66	Georgetown (Ky.)
Jan. 6	CG	W	67-64	Cincinnati
Jan. 8	SF	W	76-70	#16 Louisville
Jan. 10	A	W	82-80	Western Kentucky (2OT)
	A	L	69-82	Marshall
	A	L	73-96	Villanova
Jan. 19	SF	W	74-68	Murray State
Jan. 22	SF	W	86-72	Eastern Kentucky
Jan. 30	CG	L	80-91	#15 Dayton
Feb. 1	A	L	67-81	Memphis
	A	L	71-75	Loyola (La.)
	A	W	81-74	Spring Hill
Feb. 9	A	L	69-70	#17 Cincinnati
	SF	W	101-83	Loyola (La.)
Feb. 14	A	L	55-66	#2 Kentucky
Feb. 18	SF	L	72-75	Western Kentucky
Feb. 20	A	L	60-71	#13 Dayton
Feb. 23	A	L	52-92	Louisville
Feb. 26	SF	W	80-74	Miami (Ohio)

YEAR-BY-YEAR SCORES

1955-56 (17-11)

- F – Dave Piontek, Sr., 15.7 ppg. & 15.3 rpg.
 F – Richard Schneider, Sr., 13.2 ppg. & 9.6 rpg.
 C – Frank Tartaron, Sr., 9.0 ppg. & 8.3 rpg.
 G – Jim Boothe, Jr., 16.5 ppg. & 3.6 rpg. & 3.7 apg.
 G – Louis Vonderbrinck, Sr., 8.4 ppg. & 4.3 rpg.

XU AP			
	SF	W 71-40	Spring Hill
Dec. 6	SF	W 80-47	Wabash
Dec. 14	A	W 88-65	Eastern Kentucky
	W	90-52	Georgetown (Ky.)
Dec. 30	N1	W 84-63	Niagara
Dec. 31	N1	W 95-86	St. Bonaventure
Jan. 1	N1	W 92-67	Georgia Tech
Jan. 5	SF	L 72-73	Western Kentucky
Jan. 10	N2	L 73-84	Seton Hall
	A	W 84-57	Loyola (Md.)
	A	W 71-70	Villanova
Jan. 17	CG	L 66-71	Cincinnati
Jan. 21	A	L 73-81	#2 Dayton
	A	W 75-54	Loyola (La.)
	A	W 70-47	Spring Hill
Feb. 2	A	L 75-77	Miami (Fla.)
Feb. 4	SF	L 76-77	Miami (Ohio)
Feb. 8	A	W 79-72	#20 Cincinnati (OT)
Feb. 10	SF	W 92-78	St. Francis (Pa.)
Feb. 13	SF	W 99-59	#5 Louisville
Feb. 16	A	L 65-74	Western Kentucky
Feb. 19	CG	L 75-85	#2 Dayton
Feb. 23	SF	W 93-72	Eastern Kentucky
Feb. 29	A	L 70-83	#6 Louisville
Mar. 3	A	L 91-96	Miami (Ohio)
	W	85-67	Steubenville
NIT-NEW YORK			
Mar. 17	N2	W 84-80	Saint Louis
Mar. 20	N2	L 68-72	#3 Dayton
N1 - Buffalo, N.Y.			
N2 - Madison Square Garden (New York, N.Y.)			

1957-58 (19-11)

- NATIONAL INVITATION TOURNAMENT CHAMPIONS**
*** FIRST NATIONAL CHAMPIONSHIP BY AN OHIO**
DIVISION I COLLEGE OR UNIVERSITY



Jim McCafferty
Head Coach



- F – Joe Viviano, Jr., 18.1 ppg. & 12.6 rpg.
 F – Tony Olberding, Sr.
 C – Frank Tartaron, Sr.
 G – Hank Stein, Jr., 15.5 ppg. & 2.6 rpg.
 G – Bowyer "Ducky" Castelle, So., 9.9 ppg.

XU AP			
Dec. 1	SF	W 74-56	St. Joseph's (Ind.)
Dec. 4	A	W 83-76	John Carroll
Dec. 8	SF	W 74-58	Bellarmine
Dec. 13	N1	W 70-68	Marshall
Dec. 14	A	L 68-79	#19 Cincinnati
Dec. 17	SF	W 85-82	Fordham
Dec. 29	SF	W 70-64	Villa Madonna
Dec. 31	SF	W 86-66	Regis
Jan. 4	CG	W 82-80	Louisville (3 OT)
Jan. 6	SF	W 78-65	Miami (Ohio)
Jan. 9	A	W 71-61	Iona
Jan. 11	A	L 66-70	Saint Joseph's
Jan. 20	SF	W 102-76	Western Kentucky
Jan. 25	A	L 75-86	Toledo
Jan. 27	SF	W 76-65	La Salle
Jan. 29	A	L 59-74	#16 Dayton
Feb. 1	A	W 65-54	Loyola of Chicago
Feb. 4	SF	W 76-60	Florida State
Feb. 8	A	L 74-76	Louisville
Feb. 10	A	L 87-99	Marshall
Feb. 12	A	L 74-87	Ohio
Feb. 16	CG	L 58-64	#14 Dayton
Feb. 23	SF	L 70-75	St. Francis (Pa.)
Feb. 26	A	W 100-91	Western Kentucky
Mar. 1	A	L 79-89	Miami (Ohio)
Mar. 8	CG	L 68-80	#3 Cincinnati
NIT-NEW YORK			
Mar. 15	N2	W 95-86	Niagara
Mar. 18	N2	W 72-62	Bradley
Mar. 20	N2	W 72-53	St. Bonaventure
Mar. 22	N2	W 78-74	#11 Dayton (Finals) (OT)
N1 - UC Fieldhouse, Cincinnati, Ohio			
N2 - Madison Square Garden (New York, N.Y.)			

Jan. 24	CG	L 66-92	#6 Cincinnati
Jan. 28	SF	W 70-62	Georgetown
Jan. 31	N3	W 73-71	Notre Dame
Feb. 2	SF	L 56-59	St. Francis (Pa.)
Feb. 9	A	L 69-88	#14 Seattle
Feb. 11	A	L 81-93	Montana State
Feb. 16	A	L 67-94	Western Kentucky
Feb. 21	CG	L 70-79	#13 Marquette
Feb. 23	CG	L 73-82	Western Kentucky
Feb. 28	A	L 80-99	La Salle
Mar. 3	SF	W 82-69	Miami (Ohio)
Mar. 8	CG	W 71-69	Dayton
N1 - Madison Square Garden (New York, N.Y.)			
N2 - Oklahoma City, Okla.			
N3 - Chicago, Ill.			

1959-60 (17-9)

- C – Jack Thobe, So., 18.4 ppg. & 10.0 rpg.
 G – Bill Kirvin, So., 12.8 ppg. & 3.0 rpg. & 2.6 apg.
 F – Jim Haffner, Jr., 9.9 ppg. & 6.2 rpg.
 G – Jim Enright, So., 10.3 ppg. & 2.1 rpg.
 F – Ron Nicolai, Jr., 6.2 ppg. & 8.1 rpg.

XU AP			
Dec. 2	SF	W 92-40	Marian
Dec. 6	SF	W 85-60	Bellarmine
Dec. 12	A	W 69-57	St. Bonaventure
Dec. 14	A	L 71-95	Detroit
Dec. 19	SF	W 86-65	Seattle
Dec. 21	N1	W 94-91	The Citadel
Dec. 23	SF	W 76-67	St. Mary's (Texas)
Dec. 26	SF	W 84-76	New Mexico
Dec. 28	N2	W 86-74	Florida
Dec. 29	A	L 69-87	#15 Miami (Fla.)
Jan. 2	SF	W 75-73	Creighton
Jan. 6	A	L 51-54	Dayton
Jan. 11	A	L 74-82	Miami (Ohio)
Jan. 16	A	L 62-84	Louisville
Jan. 18	SF	W 80-71	Miami (Ohio)
Jan. 20	SF	W 86-76	Western Kentucky
Jan. 22	A	L 63-65	Loyola of Chicago
Feb. 3	SF	W 52-45	Portland
Feb. 6	CG	W 75-64	Louisville
Feb. 10	A	W 82-73	#18 Western Kentucky
Feb. 13	SF	W 73-71	#20 Detroit
Feb. 15	SF	W 79-75	Marquette
Feb. 20	SF	W 87-72	Regis
Feb. 24	CG	L 82-91	Dayton
Mar. 1	A	L 61-67	Marquette
Mar. 8	CG	L 68-86	#1 Cincinnati
N1 - Fort Wayne, Ind.			
N2 - Miami, Fla.			

1960-61 (17-10)

- NCAA TOURNAMENT**
- F – Leo McDermott, So., 12.2 ppg. & 6.8 rpg.
 F – Ron Nicolai, Sr., 5.4 ppg. & 6.5 rpg.
 C – Jack Thobe, Jr., 17.5 ppg. & 10.7 rpg.
 G – Bill Kirvin, Jr., 16.2 ppg. & 3.4 rpg. & 4.7 apg.
 G – Jim Enright, Jr., 9.3 ppg. & 2.2 rpg. & 4.3 apg.

XU AP			
Dec. 2	SF	W 72-43	Marian
Dec. 4	SF	W 106-69	Bellarmine
Dec. 10	A	L 64-76	Louisville
Dec. 12	SF	L 75-85	St. Bonaventure
Dec. 15	SF	W 75-62	Loyola Marymount
Dec. 19	SF	W 95-79	St. Mary's (Texas)
Dec. 23	SF	W 87-82	Gonzaga
Dec. 27	N1	L 65-71	Colorado State
Dec. 28	N1	W 72-39	Yale
Dec. 31	SF	W 78-63	Yale
Jan. 2	SF	W 92-63	Creighton
Jan. 14	SF	W 87-75	Saint Joseph's
Jan. 18	CG	W 84-77	#5 Louisville
Jan. 20	SF	W 76-66	Western Kentucky
Jan. 28	CG	L 64-87	Dayton
Feb. 2	A	L 61-68	Western Kentucky
Feb. 6	SF	W 99-96	Detroit
Feb. 11	SF	L 79-88	Marquette (OT)
Feb. 13	SF	W 87-79	Miami (Ohio)
Feb. 16	N2	W 58-54	Iona
Feb. 18	A	W 81-79	Canisius
Feb. 22	A	L 71-94	Dayton
Feb. 27	A	W 86-81	Miami (Ohio)
Mar. 2	CG	L 53-89	#3 Cincinnati
Mar. 9	A	L 74-77	Marquette
Mar. 11	A	W 94-85	Loyola of Chicago
NCAA TOURNAMENT			
Mar. 14	N3	L 66-71	Morehead State
N1 - Detroit, Mich.			
N2 - Madison Square Garden, New York, N.Y.			
N3 - Kentucky State Fairgrounds, Louisville, Ky.			

1958-59 (12-13)

- F – Joe Viviano, Sr., 17.0 ppg. & 9.8 rpg.
 G – Hank Stein, Sr., 13.7 ppg. & 2.2 rpg.
 G – Bowyer "Ducky" Castelle, Jr., 10.1 ppg. & 3.7 rpg.
 C – Ron Nicolai, So., 6.8 ppg. & 9.8 rpg.
 F – Rich Piontek, Jr., 7.7 ppg. & 10.5 rpg.

XU AP			
Dec. 2	SF	W 91-71	John Carroll
Dec. 5	SF	W 58-52	16 New Mexico State
Dec. 11	N1	W 69-52	16 Iona
Dec. 13	A	W 80-58	16 Detroit
Dec. 19	CG	W 80-68	9 #16 Seattle
Dec. 22	A	L 71-86	9 Marquette
Dec. 26	N2	W 68-57	10 Oregon
Dec. 27	A	L 54-81	10 Oklahoma City
Dec. 29	N2	L 71-92	10 Bowling Green
Jan. 3	CG	W 98-66	Louisville
Jan. 6	A	W 85-79	Miami (Ohio)
Jan. 10	A	L 66-70	Louisville
Jan. 14	A	L 56-60	Dayton

YEAR-BY-YEAR SCORES

1961-62 (14-12)

F – Jack Thobe, Sr., 14.6 ppg. & 7.3 rpg.
 G – Bill Kirvin, Sr., 13.5 ppg. & 3.1 rpg. & 4.0 apg.
 C – Bob Pelkington, So., 11.8 ppg. & 11.7 rpg.
 G – Frank Pinchback, Sr., 11.1 ppg. & 8.2 rpg.
 F – Joe Geiger, So., 11.0 ppg. & 7.4 rpg.

			XU AP		
Dec. 3	SF	W	93-51		Bellarmine
Dec. 6	SF	W	94-47		Marian
Dec. 9	A	L	57-79		St. Bonaventure
Dec. 11	A	L	73-88		Detroit
Dec. 18	A	L	69-81		Illinois
Dec. 20	SF	W	67-53		#3 Providence
Dec. 22	N1	L	67-75		#4 Kansas State
Dec. 23	N1	L	70-75		Tennessee
Dec. 30	SF	W	95-83		Western Kentucky
Jan. 3	A	L	48-64		Dayton
Jan. 6	SF	W	82-51		Ohio Wesleyan
Jan. 9	SF	W	67-65		Canisius
Jan. 13	SF	W	87-66		#6 Villanova
Jan. 17	A	L	60-85		Louisville
Jan. 20	SF	W	81-68		Miami (Ohio)
Jan. 29	SF	W	89-82		Detroit
Feb. 2	A	L	68-75		Saint Joseph's
Feb. 7	CG	W	72-71		Dayton
Feb. 10	A	W	68-61		Marquette
Feb. 14	CG	W	79-67		Louisville
Feb. 17	SF	W	72-60		Portland
Feb. 21	A	L	83-88		Western Kentucky
Mar. 1	CG	L	58-61		#2 Cincinnati
Mar. 3	A	L	63-65		Miami (Ohio)
Mar. 5	SF	W	96-89		Loyola of Chicago
Mar. 10	SF	L	67-76		Marquette

N1 - Lexington, Ky.

1962-63 (12-16)

F – Joe Geiger, Jr., 11.1 ppg. & 7.9 rpg.
 F – Leo McDermott, Sr., 8.8 ppg. & 4.4 rpg.
 C – Bob Pelkington, Jr., 15.3 ppg. & 16.2 rpg. & 3.4 apg.
 G – Steve Thomas, So., 16.1 ppg. & 8.2 rpg.
 G – Joe McNeil, So., 4.9 ppg. & 2.4 rpg.

			XU AP		
Dec. 1	SF	W	87-53		Marian
Dec. 5	A	L	48-63		Tennessee
Dec. 8	A	L	83-87		Canisius
Dec. 10	A	L	75-93		Detroit
Dec. 12	SF	W	91-61		Gannon
Dec. 15	SF	W	103-94		Jacksonville
Dec. 17	SF	L	74-76		Seattle
Dec. 19	SF	W	86-77		St. Bonaventure
Dec. 22	SF	W	76-65		Hanover
Dec. 28	N1	L	57-63		Auburn
Dec. 29	N1	L	66-75		#10 Mississippi State
Jan. 3	CG	L	65-69		Dayton
Jan. 6	SF	W	87-71		Detroit
Jan. 12	A	L	57-80		Marquette
Jan. 16	CG	L	66-75		Louisville
Jan. 19	SF	W	63-62		Miami (Ohio)
Jan. 26	A	L	76-90		Kentucky
Jan. 27	SF	L	66-69		Santa Clara
Jan. 29	SF	W	73-56		Bellarmine
Feb. 6	A	L	63-79		Dayton
Feb. 11	A	W	59-57		Miami (Ohio)
Feb. 13	A	L	68-70		Louisville (OT)
Feb. 18	SF	W	96-68		Villa Madonna
Feb. 23	A	L	59-73		Villanova
Feb. 26	CG	L	61-72		#1 Cincinnati
Mar. 2	SF	L	67-80		Marquette

National Catholic Tournament

Mar. 8	N2	W	80-67		Creighton
Mar. 9	N2	W	89-75		St. Bonaventure (Finals)

N1-New Orleans, La.
 N2-Louisville, Ky.

1963-64 (16-10)



Don Ruberg
Head Coach

F – Bryan Williams, So., 12.7 ppg. & 5.1 rpg.
 F – Joe Geiger, Sr., 19.3 ppg. & 11.2 rpg.
 C – Bob Pelkington, Sr., 13.1 ppg. & 21.8 rpg. & 3.4 apg.
 G – Steve Thomas, Jr., 30.0 ppg. & 3.6 rpg.
 G – Joe McNeil, Jr., 6.9 ppg. & 3.3 rpg.

			XU AP		
Dec. 1	SF	W	101-77		Marian
Dec. 4	SF	W	69-57		Tennessee
Dec. 10	SF	L	69-76		Central State
Dec. 14	A	L	82-87		St. Bonaventure
Dec. 16	SF	W	102-66		Villa Madonna
Dec. 20	A	W	76-75		Saint Joseph's
Dec. 26	N1	W	69-68		Miami (Ohio)
Dec. 28	N1	L	80-86		DePaul
Dec. 30	SF	W	83-71		Tulsa
Jan. 4	A	W	103-94		Dayton
Jan. 6	SF	W	121-113		Detroit
Jan. 11	A	W	83-81		Marquette
Jan. 15	SF	W	80-79		Louisville
Jan. 18	SF	L	88-90		#9 Villanova
Jan. 26	A	L	76-83		Duquesne
Jan. 28	SF	W	104-84		Canisius
Feb. 1	SF	W	82-81		Dayton
Feb. 8	SF	L	85-97		Miami (Ohio)
Feb. 9	SF	W	85-73		Catholic
Feb. 12	A	L	91-97		Louisville
Feb. 15	A	W	114-112		Detroit
Feb. 18	SF	W	116-99		St. Francis (Pa.)
Feb. 22	A	L	85-96		Miami (Ohio)
Feb. 25	A	W	99-86		Memphis
Mar. 4	CG	L	92-94		Cincinnati
Mar. 7	SF	L	95-98		Marquette

N1-Buffalo, N.Y.

1964-65 (10-15)

F – Bryan Williams, Jr., 14.3 ppg. & 7.0 rpg.
 F – Jim Hengehold, So., 12.2 ppg. & 5.8 rpg.
 C – Ben Cooper, Jr., 14.1 ppg. & 13.1 rpg.
 *G – Steve Thomas, Sr., 28.9 ppg. & 3.6 rpg.
 G – Joe McNeil, Sr., 5.2 ppg. & 2.5 rpg. & 2.5 apg.
 * Played only 14 game due to injury.

			XU AP		
Dec. 5	A	L	89-93		#16 Villanova
Dec. 7	SF	W	96-66		Union (Ky.)
Dec. 12	A	L	85-91		Canisius
Dec. 14	A	L	110-123		Detroit
Dec. 19	SF	L	76-80		Kent State (OT)
Dec. 23	SF	W	100-78		St. Bonaventure
Dec. 28	N1	W	93-87		LSU
Dec. 29	A	L	75-90		Oklahoma City
Dec. 30	N1	L	103-115		Brigham Young
Jan. 4	SF	L	79-83		Dayton
Jan. 7	SF	W	94-79		Loyola (La.)
Jan. 9	A	L	73-80		Marquette
Jan. 13	SF	W	99-87		St. Francis (Pa.)
Jan. 23	SF	W	96-90		Duquesne
Jan. 25	SF	L	92-108		Detroit
Jan. 27	SF	W	72-63		Loyola Marymount
Jan. 30	SF	L	78-93		#3 Saint Joseph's
Feb. 3	A	L	81-112		Dayton
Feb. 8	A	L	68-97		Miami (Ohio)
Feb. 13	A	W	77-63		Catholic University
Feb. 16	A	L	65-80		Tulsa
Feb. 20	SF	L	62-82		Miami (Ohio)
Feb. 24	SF	W	95-74		Memphis State
Feb. 27	SF	W	56-55		Marquette
Mar. 3	CG	L	72-102		Cincinnati

N1-Oklahoma City, Okla.

1965-66 (13-13)

F – Bob Quick, So., 20.0 ppg. & 11.6 rpg.
 F – Bryan Williams, Sr., 12.8 ppg. & 4.6 rpg. & 2.8 apg.
 C – Jim Lacey, So., 10.1 ppg. & 7.0 rpg.
 G – Tim O'Connell, So., 12.5 ppg. & 2.4 rpg.
 G – Dave Lynch, Jr., 5.2 ppg. & 3.7 rpg.

			XU AP		
Dec. 4	SF	W	115-83		Aquinas (Mich.)
Dec. 6	SF	W	87-65		Union (Ky.)
Dec. 8	SF	W	94-73		Canisius
Dec. 11	A	L	72-92		St. Bonaventure
Dec. 13	A	L	86-105		Detroit
Dec. 18	SF	L	81-90		Fairfield
Dec. 20	SF	W	104-81		The Citadel
Dec. 28	N1	L	81-82		Wichita State
Dec. 29	N1	W	98-86		Texas A&M
Dec. 30	N1	W	90-86		Wyoming
Jan. 3	A	L	79-105		Dayton
Jan. 8	A	L	64-103		Marquette
Jan. 12	SF	L	82-90		Villanova
Jan. 15	SF	W	113-85		St. Francis (Pa.)
Jan. 22	SF	W	77-72		Villa Madonna
Jan. 24	SF	L	87-95		Detroit
Jan. 29	A	W	110-107		Memphis
Jan. 31	A	W	76-74		Loyola (La.)
Feb. 5	SF	L	68-76		Miami (Ohio)
Feb. 9	SF	L	73-76		Dayton

Feb. 11	A	W	85-76		Kent State
Feb. 13	A	W	79-75		Duquesne
Feb. 16	SF	W	82-78		Marquette
Feb. 21	A	L	72-76		Miami (Ohio)
Feb. 26	A	L	83-101		#7 Saint Joseph's
Mar. 3	CG	L	62-67		#10 Cincinnati

N1-Oklahoma City, Okla.

1966-67 (13-13)

F – Bob Quick, Jr., 19.3 ppg. & 10.5 rpg.
 F – Jim Hengehold, Sr., 9.5 ppg. & 4.8 rpg.
 C – Luther Rackley, So., 15.0 ppg. & 12.6 rpg.
 G – Tim O'Connell, Jr., 13.2 ppg. & 2.0 rpg.
 G – Joe Pangrazio, Jr., 6.8 ppg. & 2.1 rpg. & 2.3 apg.

			XU AP		
Dec. 2	A	W	69-65		Air Force
Dec. 3	A	L	52-100		Kansas
Dec. 6	SF	W	78-70		Union (Ky.)
Dec. 10	SF	W	104-89		Detroit
Dec. 12	SF	W	87-39		Tampa
Dec. 14	SF	W	97-80		St. Bonaventure
Dec. 17	SF	W	101-78		Kent State
Dec. 20	SF	W	71-68		Miami (Ohio)
Dec. 27	A	L	88-107		Utah State
Dec. 29	N1	W	96-92		Wyoming
Dec. 30	A	L	79-91		Seattle
Jan. 4	SF	L	72-75		Dayton
Jan. 7	A	W	84-78		Detroit
Jan. 9	SF	W	61-57		Duquesne
Jan. 14	A	L	69-87		Marquette
Jan. 18	A	L	59-75		Villanova
Jan. 21	SF	W	88-78		Memphis
Jan. 30	SF	W	56-55		Villa Madonna
Feb. 1	SF	L	80-87		Saint Joseph's
Feb. 4	A	L	49-67		Miami (Ohio)
Feb. 8	A	L	66-70		Dayton
Feb. 11	A	L	60-71		DePaul
Feb. 15	SF	L	69-71		Marquette
Feb. 18	A	L	72-77		Canisius
Feb. 27	SF	W	95-79		Chattanooga
Mar. 3	CG	L	69-79		Cincinnati (OT)

N1 - Seattle, Wash.

1967-68 (10-16)



George Krajack
Head Coach

F – Bob Quick, Sr., 23.7 ppg. & 14.0 rpg.
 F – Tom Schlager, Jr., 6.6 ppg. & 4.6 rpg.
 F – Tom Rohling, Jr., 10.4 ppg. & 9.4 rpg.
 G – John Zeides, Jr., 11.2 ppg. & 1.8 rpg.
 G – Joe Pangrazio, Sr., 7.4 ppg. & 2.

			XU AP		
Dec. 1	SF	W	85-78		Villa Madonna
Dec. 4	SF	L	85-87		Utah State
Dec. 6	A	L	76-111		#9 Kentucky
Dec. 9	A	L	84-85		Detroit
Dec. 11	A	L	69-93		St. Bonaventure
Dec. 20	SF	L	69-80		Loyola Marymount
Dec. 22	SF	W	92-65		Canisius
Dec. 27	N1	L	75-87		Brigham Young
Dec. 29	N1	W	101-84		Idaho State
Dec. 30	N1	L	70-81		Fordham
Jan. 3	SF	L	80-83		Dayton
Jan. 9	A	L	60-71		Saint Joseph's
Jan. 13	SF	L	62-63		Villanova
Jan. 15	SF	W	84-81		Detroit
Jan. 18	SF	L	65-72		Miami (Ohio)
Jan. 20	SF	W	99-83		Northern Illinois
Jan. 27	SF	W	96-72		Loyola (La.)
Jan. 31	SF	W	97-78		DePaul
Feb. 4	SF	W	87-68		Georgetown
Feb. 7	A	L	56-64		Dayton
Feb. 10	A	L	57-72		Marquette
Feb. 12	SF	L	60-64		Fairfield
Feb. 18	A	L	67-85		Duquesne
Feb. 22	A	L	52-55		Miami (Ohio)
Feb. 26	SF	W	88-83		Marquette (OT)
Mar. 5	CG	W	72-71		Cincinnati

N1 - Oklahoma City, Okla.

YEAR-BY-YEAR SCORES

1968-69 (10-16)
F – Tom Schlager, Sr., 10.4 ppg. & 4.6 rpg.
F – Don Darby, Jr., 4.2 ppg. & 5.2 rpg.
C – Luther Rackley, Sr., 17.5 ppg. & 14.0 rpg.
G – Chris Hall, Jr., 10.9 ppg. & 2.4 rpg. & 2.7 apg.
G – John Zeides, Sr., 10.4 ppg. & 2.2 rpg.

XU AP	
Nov. 30	A L 77-115 #3 Kentucky
Dec. 2	SF W 79-66 Thomas More
Dec. 5	SF W 68-66 Union (Ky.)
Dec. 9	A L 56-79 #4 Kansas
Dec. 14	SF L 67-76 Saint Joseph's
Dec. 16	SF W 72-70 Old Dominion
Dec. 20	SF W 81-71 Loyola Marymount
Dec. 22	SF L 58-77 Duquesne
Dec. 27	N1 W 75-67 West Florida
Dec. 28	N1 L 73-75 Auburn
Jan. 4	SF W 59-55 Dayton
Jan. 8	CG L 50-52 #19 Cincinnati
Jan. 11	A L 69-82 #20 Marquette
Jan. 13	A L 77-86 DePaul
Jan. 18	A L 84-98 Detroit
Jan. 25	SF W 93-69 Air Force
Jan. 27	A L 64-72 #20 Dayton
Jan. 30	A L 45-60 Miami (Ohio)
Feb. 3	SF L 69-71 St. Bonaventure
Feb. 10	A L 63-77 Georgetown
Feb. 12	SF W 59-51 Miami (Ohio)
Feb. 15	SF W 104-67 Detroit
Feb. 18	SF L 54-67 #20 Marquette
Feb. 20	SF W 121-70 Samford
Feb. 22	A L 66-76 Canisius
Feb. 24	A L 75-79 #11 Villanova
N1 - Mobile, Ala.	

1969-70 (5-20)
F – Jerry Helmers, So., 17.5 ppg. & 8.4 rpg.
F – Tom Binegar, So., 13.3 ppg. & 6.2 rpg.
F – Don Darby, Sr., 5.5 ppg. & 6.4 rpg.
G – Rick Reder, Sr., 10.8 ppg. & 3.1 rpg.
G – Doug Alt, So., 11.2 ppg. & 1.5 rpg.

XU AP	
Dec. 1	SF L 64-85 Thomas More
Dec. 6	A L 74-83 Saint Joseph's
Dec. 8	A L 69-82 #20 St. Bonaventure
Dec. 12	SF L 71-72 Hanover
Dec. 15	SF L 73-89 Old Dominion
Dec. 19	N1 W 75-68 New York Univ.
Dec. 20	N1 L 89-101 Oklahoma
Dec. 23	SF L 83-91 Niagara
Jan. 3	SF L 76-94 Dayton
Jan. 7	SF L 71-73 DePaul
Jan. 10	A L 80-81 Air Force
Jan. 12	A W 80-76 TCU
Jan. 18	SF L 73-78 Detroit
Jan. 24	A L 73-82 #8 Marquette
Jan. 26	A L 80-88 Northern Illinois
Jan. 31	A W 70-67 Detroit
Feb. 4	A L 78-90 Dayton
Feb. 7	SF W 98-71 Bellarmine
Feb. 9	SF W 76-69 Canisius
Feb. 15	SF L 79-96 Villanova
Feb. 17	CG L 72-85 Cincinnati
Feb. 21	A L 59-66 Miami (Ohio)
Feb. 23	SF L 73-81 #10 Marquette
Feb. 25	A L 63-105 Duquesne
Mar. 4	SF L 64-68 Miami (Ohio)
N1 - Huntington, W.Va.	

1970-71 (9-17)
F – Jerry Helmers, Jr., 19.4 ppg. & 5.2 rpg.
F – Conny Warren, So., 7.0 ppg. & 6.3 rpg.
C – Bob Fullerton, So., 6.5 ppg. & 5.4 rpg.
G – Doug Alt, Jr., 15.6 ppg. & 3.0 rpg. & 1.7 apg.
G – Rusty Blossom, Jr., 5.4 ppg. & 4.1 rpg.

XU AP	
Dec. 1	SF L 69-81 Aquinas (Mich.)
Dec. 5	SF W 82-79 Bellarmine
Dec. 7	SF W 64-50 Thomas More
Dec. 12	SF W 93-78 Union (Ky.)
Dec. 14	A L 62-84 #10 Villanova
Dec. 19	SF L 68-73 The Citadel
Dec. 21	SF W 96-84 Loyola Marymount
Dec. 29	N1 L 73-86 Auburn
Dec. 30	N1 W 82-66 Tulane
Jan. 2	SF W 80-65 Air Force
Jan. 4	SF W 74-68 Charlotte
Jan. 6	SF L 77-84 Duquesne
Jan. 9	A L 60-91 #3 Marquette
Jan. 16	SF L 76-78 Detroit
Jan. 25	A L 61-73 Miami (Ohio)
Jan. 30	SF L 74-76 Saint Joseph's
Feb. 3	SF L 77-104 St. Bonaventure
Feb. 6	A L 71-80 Detroit
Feb. 10	SF W 104-75 Cleveland State
Feb. 13	A L 50-70 Dayton

Feb. 17 CG W 66-65 Cincinnati
 Feb. 20 A L 87-98 Canisius
 Feb. 24 SF L 72-86 Miami (Ohio)
 Feb. 27 SF L 76-82 Dayton
 Mar. 3 A L 76-84 DePaul
 Mar. 6 SF L 58-76 #2 Marquette
 N1 - Norfolk, Va.

1971-72 (12-14)



Dick Campbell
Head Coach

F – Jerry Helmers, Sr., 13.9 ppg. & 4.9 rpg.
F – Conny Warren, Jr., 9.6 ppg. & 10.9 rpg.
C – Bob Fullerton, Jr., 14.8 ppg. & 8.0 rpg.
G – Doug Alt, Sr., 9.9 ppg. & 3.0 rpg. & 2.0 apg.
G – Tom Binegar, Sr., 8.6 ppg. & 3.3 rpg. & 2.0 apg.

XU AP	
Dec. 1	A L 57-75 #14 Kansas
Dec. 6	SF W 83-69 Union (Ky.)
Dec. 11	A L 66-69 Dayton
Dec. 13	SF W 90-88 Old Dominion
Dec. 18	A W 71-60 Auburn
Dec. 22	SF W 90-65 Brown
Dec. 29	N1 L 65-85 #11 Virginia
Dec. 30	N1 L 58-62 Air Force
Jan. 1	SF W 75-69 Yale
Jan. 3	SF W 83-70 Marian
Jan. 6	SF W 80-70 Thomas More
Jan. 11	A L 51-70 St. Bonaventure
Jan. 15	SF L 60-68 #11 Villanova
Jan. 22	SF L 66-70 Detroit
Jan. 24	A L 57-65 Duquesne
Jan. 26	A L 63-75 Saint Joseph's
Feb. 2	SF W 82-62 Wisconsin-Milwaukee
Feb. 5	SF W 77-66 Dayton
Feb. 9	A L 59-89 #2 Marquette
Feb. 12	A L 56-69 Detroit
Feb. 16	CG L 71-76 Cincinnati
Feb. 23	A L 73-84 Miami (Ohio)
Feb. 26	SF W 71-62 DePaul
Feb. 28	SF L 55-63 #2 Marquette
Mar. 4	SF W 78-74 Miami (Ohio) (OT)
Mar. 6	SF W 68-67 Canisius
N1 - Charleston, S.C.	

1972-73 (3-23)
F – Conny Warren, Sr., 15.0 ppg. & 11.4 rpg.
F – Pete Accetta, So., 5.8 ppg. & 3.2 rpg.
C – Bob Fullerton, Sr., 12.0 ppg. & 6.7 rpg.
G – Steve Penhorwood, Jr., 8.6 ppg. & 3.3 rpg.
G – Jim Rippe, So., 7.5 ppg. & 2.3 rpg. & 3.0 apg.

XU AP	
Dec. 1	SF W 91-56 Wheeling
Dec. 4	SF L 64-65 Thomas More
Dec. 9	A L 73-114 #20 Houston
Dec. 11	A L 54-61 Kansas
Dec. 16	A L 52-70 #4 Marquette
Dec. 19	SF W 67-60 Auburn
Dec. 22	N1 L 65-75 Southern Illinois
Dec. 23	N1 L 59-60 VMI
Jan. 3	SF L 67-75 Miami (Ohio)
Jan. 6	CG L 82-98 Dayton
Jan. 13	SF L 73-79 Detroit
Jan. 15	SF L 76-79 Old Dominion
Jan. 20	A W 74-73 Canisius
Jan. 29	CG L 61-90 #10 Marquette
Feb. 1	SF L 67-76 Wisconsin-Milwaukee
Feb. 3	A L 68-94 Notre Dame
Feb. 7	A L 67-89 DePaul
Feb. 10	A L 81-83 Detroit
Feb. 14	SF L 63-68 St. Bonaventure
Feb. 17	SF L 65-78 Saint Joseph's
Feb. 19	A L 53-54 Miami (Ohio)
Feb. 21	CG L 68-78 Cincinnati
Feb. 24	A L 45-56 Air Force
Feb. 28	SF L 73-89 Duquesne
Mar. 3	A L 81-87 Dayton
Mar. 5	A L 77-92 Villanova
N1 - Las Cruces, N.M.	

1973-74 (8-18)



Tay Baker
Head Coach

F – Mike Plunkett, So., 14.0 ppg. & 7.0 rpg.
F – Gary Deidrick, Jr., 10.6 ppg. & 3.4 rpg.
F – Pete Accetta, Jr., 10.5 ppg. & 6.1 rpg.
C – Jerry Foley, Jr., 9.7 ppg. & 6.6 rpg.
G – Ron Laker, So., 4.1 ppg. & 2.7 rpg. & 2.5 apg.

XU AP	
Dec. 1	SF W 88-48 Aquinas (Mich.)
Dec. 5	SF W 77-42 IUPUI
Dec. 8	SF W 56-54 Thomas More
Dec. 10	A L 61-77 Michigan
Dec. 15	A L 67-93 St. Bonaventure
Dec. 21	A L 55-68 #6 Marquette
Dec. 28	A L 70-82 Furman
Dec. 29	N1 L 64-65 Delaware
Jan. 2	SF L 53-73 #6 Marquette
Jan. 5	SF W 77-66 Loyola of Chicago
Jan. 9	SF L 52-62 Dayton
Jan. 12	A L 44-87 #2 Notre Dame
Jan. 24	A L 83-86 Old Dominion (OT)
Jan. 26	A L 71-77 Saint Joseph's
Jan. 28	SF L 73-91 Brown
Jan. 30	SF W 70-67 Canisius
Feb. 2	SF W 58-55 Air Force
Feb. 5	SF W 75-72 Wheeling
Feb. 9	SF L 70-77 DePaul
Feb. 16	A L 78-79 Detroit
Feb. 20	CG L 56-68 Cincinnati
Feb. 23	A L 55-86 Dayton
Feb. 25	SF W 80-67 Detroit
Mar. 2	SF L 58-67 Miami (Ohio)
Mar. 4	SF L 74-79 Villanova
Mar. 7	A L 40-73 Duquesne
N1 - Greenville, S.C.	

1974-75 (11-15)
F – Mike Plunkett, Jr., 15.9 ppg. & 8.3 rpg.
F – Pete Accetta, Sr., 11.7 ppg. & 6.0 rpg.
F – Jerry Foley, Sr., 9.2 ppg. & 7.2 rpg.
C – Joe Sunderman, Fr., 5.8 ppg. & 4.8 rpg.
G – Jim Rippe, Sr., 10.2 ppg. & 1.3 rpg. & 2.2 apg.

XU AP	
Nov. 30	SF W 77-57 Berea College
Dec. 4	SF W 88-43 IUPUI
Dec. 7	A L 66-75 Dayton
Dec. 11	SF W 105-49 Union (Ky.)
Dec. 14	SF W 76-68 Thomas More
Dec. 18	SF L 63-68 Morehead State
Dec. 21	A L 68-70 Canisius
Dec. 26	A L 68-70 Oklahoma City
Dec. 28	N1 L 57-60 Wyoming
Dec. 29	N1 W 76-69 Niagara
Jan. 4	A L 62-67 Loyola of Chicago
Jan. 8	SF W 76-62 Walsh College
Jan. 20	A L 51-54 Air Force
Jan. 25	SF W 87-84 Detroit
Jan. 29	SF L 55-73 #13 Marquette
Feb. 1	A L 58-96 #16 Notre Dame
Feb. 5	SF W 70-66 Wheeling
Feb. 8	A L 55-78 #11 Marquette
Feb. 12	SF W 72-62 St. Bonaventure (OT)
Feb. 15	SF W 64-60 Northern Kentucky
Feb. 19	SF L 67-78 Dayton
Feb. 22	A L 59-70 Detroit
Feb. 26	CG L 57-66 Cincinnati
Mar. 1	A L 59-86 Miami (Ohio)
Mar. 3	SF W 77-72 St. Joseph's (Ind.)
Mar. 5	SF L 68-74 Cleveland State
N1 - Oklahoma City, Okla.	

YEAR-BY-YEAR SCORES

1975-76 (14-12)

F – Dale Haarman, Jr., 14.6 ppg. & 7.1 rpg.	
F – Mike Plunkett, Sr., 10.2 ppg. & 5.9 rpg.	
C – Joe Sunderman, So., 7.8 ppg. & 6.9 rpg.	
G – Garry Whitfield, Jr., 16.3 ppg. & 3.7 rpg. & 2.9 apg.	
G – Nick Daniels, Fr., 15.0 ppg. & 7.1 rpg.	
XU AP	
Nov. 29 A L 64-81	Purdue
Dec. 3 SF W 100-64	Centre
Dec. 6 SF W 104-84	Thomas More
Dec. 8 SF W 76-65	Union (Ky.)
Dec. 12 A W 78-77	Marshall (OT)
Dec. 13 N1 L 71-79	Kent State
Dec. 17 SF W 75-59	Loyola of Chicago
Dec. 20 A L 64-94	Detroit
Dec. 22 A L 78-82	Cleveland State
Jan. 3 A L 71-80	Dayton
Jan. 7 SF W 82-64	Canisius
Jan. 10 SF W 109-96	Saint Joseph's (2 OT)
Jan. 17 CG L 79-90	#15 Notre Dame
Jan. 19 A L 48-82	#3 Marquette
Jan. 24 SF W 67-64	Navy
Jan. 31 SF L 65-66	Air Force
Feb. 4 SF W 95-73	Wheeling
Feb. 7 A L 61-66	Saint Louis
Feb. 11 A W 65-64	Morehead State
Feb. 14 SF W 82-80	Detroit (OT)
Feb. 18 RC L 74-81	#13 Cincinnati
Feb. 21 SF W 72-70	Northern Kentucky (OT)
Feb. 24 SF W 90-76	IUPUI
Feb. 28 SF L 75-77	Dayton
Mar. 2 SF W 98-86	Duquesne
Mar. 5 SF L 49-74	#12 Marquette
N1 - Huntington, W.Va.	

1976-77 (10-17)

F – Dale Haarman, Sr., 13.3 ppg. & 5.3 rpg. & 2.6 apg.	
F – Steve Spivery, So., 10.4 ppg. & 7.9 rpg.	
G – Garry Whitfield, Sr., 12.7 ppg. & 2.1 rpg.	
G – Nick Daniels, So., 10.7 ppg. & 5.2 rpg.	
G – Keith Walker, Fr., 5.2 ppg. & 2.0 rpg.	
XU AP	
Dec. 1 SF W 78-57	Centre
Dec. 4 SF W 113-70	Union (Ky.)
Dec. 7 SF W 72-70	Thomas More
Dec. 10 N1 L 44-46	Niagara
Dec. 11 N1 L 61-63	Seattle
Dec. 15 SF W 89-79	Evansville
Dec. 21 A L 73-97	#19 Tennessee
Dec. 23 A W 66-60	Butler (OT)
Dec. 28 A L 74-84	#16 Maryland
Dec. 29 N2 L 80-86	Duquesne
Jan. 5 SF W 82-56	Campbellsville (Ky.)
Jan. 8 A L 59-75	Dayton
Jan. 12 A L 69-74	Loyola of Chicago
Jan. 15 SF L 62-63	Ashland
Jan. 22 A L 43-85	#8 Marquette
Jan. 29 SF W 74-73	Transylvania (OT)
Feb. 1 A L 72-83	Air Force (2OT)
Feb. 5 SF L 76-85	#20 Detroit
Feb. 7 A L 63-94	Notre Dame
Feb. 12 SF W 70-66	Wheeling
Feb. 16 RC L 68-77	#10 Cincinnati
Feb. 19 SF W 57-56	Saint Louis
Feb. 23 SF W 67-65	Northern Kentucky
Feb. 26 A L 66-91	#16 Detroit
Mar. 2 SF L 65-73	Cleveland State
Mar. 5 SF L 48-86	Dayton
Mar. 7 SF L 57-67	Miami (Ohio)
N1 - Provo, Utah	
N2 - College Park, Md.	

1977-78 (13-14)

F – Gary Massa, Fr., 14.5 ppg. & 4.2 rpg.	
F – Dave Payton, Jr., 6.4 ppg. & 6.9 rpg.	
C – Joe Sunderman, Jr., 5.9 ppg. & 4.8 rpg.	
G – Nick Daniels, Jr., 16.7 ppg. & 4.8 rpg.	
G – Keith Walker, So., 7.6 ppg. & 1.7 rpg. & 5.3 apg.	
Note: 6th man Steve Spivery (Jr.) led the team at 8.0 rpg.	
XU AP	
Nov. 26 A L 82-90	#12 Purdue
Nov. 30 SF L 78-79	Hanover
Dec. 3 A L 61-62	Miami (Ohio)
Dec. 7 SF W 63-53	Thomas More
Dec. 10 A L 55-61	Butler
Dec. 13 SF W 54-52	Ohio Wesleyan
Dec. 16 A L 75-100	Houston
Dec. 17 N1 W 65-58	Rice
Dec. 21 A W 60-56	Cleveland State
Jan. 3 SF W 76-55	Anderson (Ind.)
Jan. 5 SF W 89-68	Kenyon
Jan. 7 SF W 58-56	Dayton
Jan. 9 SF W 107-72	John Carroll
Jan. 14 SF L 58-59	Northern Kentucky
Jan. 21 SF W 73-48	Centre
Jan. 24 A L 62-78	#2 Marquette

Feb. 1 A W 69-60	Valparaiso
Feb. 4 A L 74-80	Detroit
Feb. 8 SF W 72-68	Wheeling (OT)
Feb. 11 SF L 52-57	Loyola of Chicago
Feb. 13 RC L 54-59	Cincinnati
Feb. 18 SF L 75-76	Valparaiso (OT)
Feb. 20 CG L 53-75	#2 Marquette
Feb. 22 SF W 68-60	Butler
Feb. 25 SF L 77-82	#16 Detroit
Feb. 26 SF W 82-58	Southwestern
Feb. 28 A L 62-90	Dayton
N1 - Houston, Texas	

1978-79 (14-13)

F – Gary Massa, So., 11.8 ppg. & 3.5 rpg.	
F – Dave Payton, Sr., 7.1 ppg. & 5.9 rpg.	
C – Joe Sunderman, Sr., 9.6 ppg. & 8.6 rpg.	
G – Nick Daniels, Sr., 21.2 ppg. & 5.3 rpg.	
G – Keith Walker, Jr., 8.3 ppg. & 2.0 rpg. & 5.4 apg.	
XU AP	
Nov. 25 SF W 100-68	Otterbein
Nov. 29 CG L 58-66	Purdue
Dec. 3 SF W 77-63	Thomas More
Dec. 9 SF W 107-77	Morehead State
Dec. 11 A L 73-89	Loyola of Chicago
Dec. 13 SF W 72-62	Ohio Wesleyan
Dec. 15 N1 W 75-68	#12 Southern Cal
Dec. 16 A W 51-50	Tennessee
Dec. 30 A L 66-67	Dayton
Jan. 3 CG W 72-67	Miami (Ohio)
Jan. 6 SF L 61-63	Northern Kentucky (OT)
Jan. 10 SF L 59-74	Evansville
Jan. 13 A W 70-59	Valparaiso
Jan. 20 A L 50-67	#13 Marquette
Jan. 24 A W 74-70	Detroit
Jan. 27 A L 54-56	Butler
Feb. 1 A L 57-66	#1 Notre Dame
Feb. 3 A W 74-60	Evansville
Feb. 7 SF L 69-70	Wheeling
Feb. 10 SF L 54-76	Dayton
Feb. 12 RC L 58-60	Cincinnati
Feb. 17 SF W 63-60	Valparaiso
Feb. 24 SF W 73-72	Butler
Feb. 26 SF W 71-60	Southwestern
Feb. 28 CG L 69-88	#18 Detroit
Mar. 3 SF W 67-62	Air Force
Mar. 5 SF L 67-78	Cleveland State
N1 - Knoxville, Tenn.	

1979-80 (8-18, 0-5 MCC)



Bob Staak
Head Coach



XAVIER'S FIRST SEASON IN THE
MIDWESTERN CITY CONFERENCE

F – Jon Hanley, So., 18.4 ppg. & 5.0 rpg.	
F – Gary Massa, Jr., 14.6 ppg. & 6.4 rpg.	
F – David Anderson, Jr., 12.1 ppg. & 7.6 rpg.	
G – Anthony Hicks, Fr., 12.8 ppg. & 2.9 rpg. & 4.4 apg.	
G – Keith Walker, Sr., 6.3 ppg. & 2.3 rpg. & 6.4 apg.	
XU AP	
Dec. 1 SF W 81-70	Kenyon
Dec. 4 SF W 95-69	Thomas More
Dec. 7 A L 66-92	#1 Indiana
Dec. 8 N1 L 67-70	Seton Hall
Dec. 12 SF W 80-59	Ohio Wesleyan
Dec. 15 A L 87-106	Miami (Ohio)
Dec. 28 A L 65-82	West Virginia
Dec. 29 N2 W 74-59	Columbia

Jan. 5 A L 84-99	Morehead State
Jan. 9 SF L 75-88	Evansville (MCC)
Jan. 14 SF L 77-86	Oklahoma City (MCC)
Jan. 17 RC L 62-76	Marquette
Jan. 19 SF W 73-59	Dayton
Jan. 21 A L 79-98	Oral Roberts (MCC)
Jan. 23 SF W 74-58	Union (Ky.)
Jan. 28 SF L 79-95	Detroit
Jan. 31 A L 75-85	Cleveland State
Feb. 4 RC W 77-69	Cincinnati
Feb. 7 A L 96-102	Detroit
Feb. 9 A L 81-91	Butler (MCC)
Feb. 12 A L 70-82	Marquette
Feb. 16 SF L 96-102	Loyola of Chicago (MCC)
Feb. 20 RC L 72-85	#10 Notre Dame
Feb. 23 A W 80-75	Air Force
Feb. 26 A L 60-73	Dayton

MIDWESTERN CITY CONFERENCE

TOURNAMENT

Feb. 29 N3 L 93-102	Oklahoma City
N1 - Bloomington, Ind.	
N2 - Morgantown, W.Va.	
N3 - Evansville, Ind.	

1980-81 (12-16, 8-3 MCC)



XAVIER'S FIRST MIDWESTERN CITY CONFERENCE
REGULAR SEASON CHAMPIONSHIP

F – Dexter Bailey, Fr., 7.3 ppg. & 4.8 rpg.	
F – Jeff Jenkins, Fr., 6.9 ppg. & 4.6 rpg.	
C – Tom Condon, Jr., 2.8 ppg. & 3.0 rpg.	
G – Anthony Hicks, So., 16.7 ppg. & 3.2 rpg. & 4.0 rpg.	
G – Steve Wolf, So., 8.7 ppg. & 2.9 rpg.	
Note: 6th man Dwight Hollins (Sr.) led the team at 5.0 rpg.	

XU AP

Dec. 1 SF W 69-57	Union (Ky.)
Dec. 4 SF W 84-72	Thomas More
Dec. 8 SF W 83-70	Ohio Wesleyan
Dec. 10 A L 60-65	La Salle
Dec. 13 RC L 73-74	Miami (Ohio)
Dec. 22 A L 62-78	#10 LSU
Dec. 29 N1 L 84-91	Boston University
Dec. 30 N1 L 47-57	TCU
Jan. 6 A L 93-112	Holy Cross
Jan. 10 RC L 72-74	Dayton
Jan. 12 A W 81-76	Oral Roberts (OT) (MCC)
Jan. 14 A L 65-83	Oklahoma City (MCC)
Jan. 17 A L 72-73	Butler (MCC)
Jan. 19 A L 63-73	Loyola of Chicago (MCC)
Jan. 22 SF W 79-73	Oklahoma City (MCC)
Jan. 24 A W 69-65	Detroit (MCC)
Jan. 26 RC L 59-78	Marquette
Jan. 28 RC W 73-69	Oral Roberts (MCC)
Feb. 4 A W 63-60	Evansville (MCC)
Feb. 7 SF W 74-62	Butler (MCC)
Feb. 10 A L 62-78	Marquette
Feb. 14 RC W 90-89	Loyola of Chicago (MCC)
Feb. 18 RC L 72-79	Cincinnati
Feb. 22 A L 64-73	Dayton
Feb. 25 SF L 83-96	Cleveland State
Feb. 28 SF W 59-57	Evansville (MCC)

MIDWESTERN CITY CONFERENCE

TOURNAMENT

Mar. 7 RC W 72-69	Evansville
Mar. 8 RC L 76-82	Oklahoma City
N1 - Albuquerque, N.M.	

1981-82 (8-20, 1-11 MCC)

F – Jeff Jenkins, So., 11.8 ppg. & 5.8 rpg.	
F – Dexter Bailey, So., 10.6 ppg. & 7.5 rpg.	
C – Eddie Johnson, Fr., 4.6 ppg. & 3.2 rpg.	
G – Anthony Hicks, Jr., 20.4 ppg. & 3.3 rpg. & 4.3 apg.	
G – Steve Wolf, Jr., 10.2 ppg. & 2.3 rpg.	
XU AP	
Nov. 27 A L 55-75	St. John's
Nov. 28 N1 L 68-72	Detroit (OT)
Dec. 2 SF W 83-63	Union (Ky.)
Dec. 5 SF L 60-66	Holy Cross
Dec. 8 A W 72-59	Georgia State
Dec. 12 A L 61-62	Dayton (OT)
Dec. 21 SF W 57-56	Georgia State

YEAR-BY-YEAR SCORES

Dec. 30	RC	L	71-97	Texas
Jan. 2	SF	W	69-65	Air Force (OT)
Jan. 4	SF	L	48-69	Middle Tennessee State
Jan. 9	A	L	52-82	Evansville (MCC)
Jan. 11	A	L	62-73	Butler (MCC)
Jan. 13	A	L	78-93	Cleveland State
Jan. 16	SF	L	64-73	Detroit (MCC)
Jan. 20	RC	L	50-63	Marquette
Jan. 23	SF	L	28-30	Oklahoma City (MCC)
Jan. 27	RC	W	53-51	Cincinnati
Jan. 30	A	L	67-83	Loyola of Chicago (MCC)
Feb. 1	SF	L	77-94	Oral Roberts (MCC)
Feb. 6	SF	L	73-76	Evansville (MCC)
Feb. 8	SF	W	72-53	Butler (MCC)
Feb. 13	A	L	78-82	Detroit (MCC) (OT)
Feb. 15	SF	L	80-82	Loyola of Chicago (MCC)
Feb. 20	A	L	67-70	Oklahoma City (MCC)
Feb. 22	A	L	71-91	Oral Roberts (MCC)
Feb. 27	SF	W	84-78	Central State (OT)

MIDWESTERN CITY CONFERENCE TOURNAMENT

Mar. 3	N2	W	74-71	Oral Roberts
Mar. 4	N2	L	69-77	Loyola of Chicago

N1 - New York, N.Y.
N2 - Tulsa, Okla.

1982-83 (22-8, 10-4 MCC)



MIDWESTERN CITY CONFERENCE TOURNAMENT CHAMPIONS XAVIER'S FIRST MIDWESTERN CITY CONFERENCE TOURNAMENT CHAMPIONSHIP NCAA TOURNAMENT

- F - Dexter Bailey, Jr., 11.1 ppg. & 6.7 rpg.
- F - John Shimko, Jr., 6.5 ppg. & 3.5 rpg.
- C - Eddie Johnson, So., 6.8 ppg. & 4.5 rpg.
- G - Anthony Hicks, Sr., 14.9 ppg. & 3.6 rpg. & 4.0 apg.
- G - Victor Fleming, Jr., 10.8 ppg. & 3.1 rpg.

XU AP

Nov. 29	SF	W	75-62	Union (Ky.)
Dec. 4	SF	W	67-57	Central State
Dec. 7	A	W	66-64	Texas (OT)
Dec. 11	A	L	53-63	Dayton
Dec. 22	SF	W	54-50	Miami (Ohio)
Dec. 30	SF	W	88-76	Thomas More
Jan. 3	A	W	58-57	Middle Tennessee State
Jan. 8	A	L	64-72	Marquette
Jan. 11	SF	W	70-49	Eastern Kentucky
Jan. 15	RC	W	85-65	Evansville (MCC)
Jan. 17	SF	W	51-49	Butler (MCC)
Jan. 22	A	W	70-56	Detroit (MCC)
Jan. 24	SF	W	84-78	Loyola of Chicago (MCC)
Jan. 26	A	L	58-73	Cincinnati
Jan. 29	A	W	76-58	Oklahoma City (MCC)
Jan. 31	A	L	71-87	Oral Roberts (MCC)
Feb. 3	SF	W	102-72	Cleveland State
Feb. 5	RC	L	60-79	Saint Louis (MCC)
Feb. 7	A	L	52-72	Butler (MCC)
Feb. 9	SF	W	109-85	La Salle
Feb. 16	A	W	70-68	Evansville (MCC)
Feb. 19	RC	W	69-61	Detroit (MCC)
Feb. 21	A	L	85-86	Loyola of Chicago (MCC)
Feb. 24	SF	W	87-79	Oral Roberts (MCC)
Feb. 26	SF	W	79-53	Oklahoma City (MCC)
Mar. 2	SF	W	76-73	Niagara
Mar. 5	A	W	94-72	Saint Louis (MCC)

MIDWESTERN CITY CONFERENCE TOURNAMENT

Mar. 10	N1	W	90-70	Detroit
Mar. 11	N1	W	82-76	Loyola of Chicago

NCAA TOURNAMENT

Mar. 15	N2	L	75-81	Alcorn State
---------	----	---	-------	--------------

N1 - Evansville, Ind.
N2 - UD Arena, Dayton, Ohio

1983-84 (22-11, 9-5 MCC)



NATIONAL INVITATION TOURNAMENT QUARTERFINALIST

- F - Dexter Bailey, Sr., 9.5 ppg. & 5.82 rpg.
- F - John Shimko, Sr., 8.0 ppg. & 2.9 rpg.
- F - Jeff Jenkins, Sr., 17.0 ppg. & 5.76 rpg.
- G - Victor Fleming, Sr., 14.6 ppg. & 4.2 rpg.
- G - Ralph Lee, So., 6.8 ppg. & 3.8 rpg. & 4.9 apg.

XU AP

Nov. 28	SF	W	75-37	Kenyon
Nov. 30	A	L	57-77	Tennessee
Dec. 3	SF	W	93-70	St. Joseph's (Ind.)
Dec. 6	A	W	55-50	Eastern Kentucky
Dec. 10	A	L	53-72	Miami (Ohio)
Dec. 20	N1	W	77-68	Niagara
Dec. 21	N1	W	104-82	Delaware State
Dec. 29	A	L	70-73	#11 Georgia
Jan. 3	SF	W	92-62	Central State
Jan. 7	A	W	78-58	Detroit (MCC)
Jan. 9	A	L	83-94	Loyola of Chicago (MCC)
Jan. 14	CG	W	77-42	Saint Louis (MCC)
Jan. 16	CG	W	73-50	Evansville (MCC)
Jan. 21	A	W	89-87	Oral Roberts (OT) (MCC)
Jan. 23	A	L	70-71	Oklahoma City (MCC)
Jan. 26	CG	W	72-63	Cincinnati
Jan. 28	A	L	53-55	Butler (MCC)
Feb. 2	A	L	76-87	Cleveland State
Feb. 4	CG	W	54-52	Detroit (MCC)
Feb. 6	CG	W	64-61	Loyola of Chicago (MCC)
Feb. 11	A	L	49-56	Saint Louis (OT) (MCC)
Feb. 13	A	L	67-74	Evansville (MCC)
Feb. 18	CG	W	78-76	Oral Roberts (MCC)
Feb. 20	CG	W	68-59	Oklahoma City (MCC)
Feb. 22	CG	W	82-68	Marquette (OT)
Feb. 25	CG	W	78-68	Butler (MCC)
Feb. 29	CG	W	72-61	Dayton

MIDWESTERN CITY CONFERENCE TOURNAMENT

Mar. 8	N2	W	72-60	Saint Louis
Mar. 9	N2	W	80-69	Loyola of Chicago
Mar. 10	N2	L	66-68	Oral Roberts

NATIONAL INVITATION TOURNAMENT

Mar. 15	CG	W	60-57	Ohio State (OT)
Mar. 19	CG	W	58-57	Nebraska
Mar. 22	A	L	62-63	Michigan

N1 - Tampa, Fla.
N2 - UIC Pavilion, Chicago, Ill.

1984-85 (16-13, 7-7 MCC)



LAST YEAR AS MIDWESTERN CITY CONFERENCE MEMBER; LEAGUE CHANGES NAME TO MIDWESTERN COLLEGIATE CONFERENCE FOR THE 1985-86 SEASON

- F - Richie Harris, Jr., 15.4 ppg. & 5.2 rpg.
- F - Walt McBride, Jr., 13.1 ppg. & 5.5 rpg.
- C - Eddie Johnson, Jr., 8.6 ppg. & 5.2 rpg.
- G - Byron Larkin, Sr., 17.0 ppg. & 2.0 rpg.
- G - Ralph Lee, Jr., 7.7 ppg. & 4.5 rpg. & 6.9 apg.

XU AP

Nov. 28	CG	W	75-53	St. Joseph's (Ind.)
Dec. 1	A	W	61-58	Pittsburgh
Dec. 3	CG	W	71-70	Eastern Michigan (OT)
Dec. 7	N1	W	87-79	George Washington
Dec. 8	A	L	67-71	Arizona State
Dec. 15	CG	L	50-61	South Florida (OT)
Dec. 22	CG	W	88-85	Miami (Ohio)

Dec. 29	A	W	81-64	Niagara
Jan. 5	CG	W	68-63	Detroit (MCC)
Jan. 7	CG	W	95-90	Loyola of Chicago (MCC)
Jan. 12	A	L	67-77	Saint Louis (MCC)
Jan. 14	A	L	71-77	Evansville (MCC)
Jan. 19	CG	W	92-86	Oral Roberts (MCC)
Jan. 21	CG	W	72-65	Oklahoma City (MCC)
Jan. 26	CG	L	59-61	Butler (MCC)
Jan. 30	A	W	55-52	Cincinnati
Feb. 2	A	L	83-87	Detroit (MCC)
Feb. 4	A	L	89-99	Loyola of Chicago (MCC)
Feb. 9	CG	W	72-53	Saint Louis (MCC)
Feb. 11	CG	W	83-63	Evansville (MCC)
Feb. 13	A	L	53-71	Marquette
Feb. 16	A	L	67-70	Oral Roberts (MCC)
Feb. 18	A	W	73-62	Oklahoma City (MCC)
Feb. 20	CG	L	60-69	Marquette
Feb. 23	A	L	73-81	Butler (MCC)
Feb. 28	CG	W	78-51	Central Florida
Mar. 3	A	L	56-66	Dayton

MIDWESTERN CITY CONFERENCE TOURNAMENT

Mar. 7	N2	W	77-69	Detroit
Mar. 8	N2	L	61-65	Loyola of Chicago

N1 - Tempe, Ariz.
N2 - Mabee Center (Tulsa, Okla.)

BEGIN MIDWESTERN COLLEGIATE CONFERENCE AT CONCLUSION OF THE 1984-85 SEASON.



Midwestern Collegiate Conference

1985-86 (25-5, 10-2 MCC)



Pete Gillen
Head Coach



MIDWESTERN COLLEGIATE CONFERENCE REGULAR SEASON CHAMPIONS MIDWESTERN COLLEGIATE CONFERENCE TOURNAMENT CHAMPIONS NCAA TOURNAMENT

- F - Richie Harris, Sr., 15.3 ppg. & 6.4 rpg.
- F - Walt McBride, Sr., 14.0 ppg. & 5.6 rpg.
- C - Eddie Johnson, Sr., 12.3 ppg. & 6.7 rpg.
- G - Byron Larkin, So., 21.8 ppg. & 2.8 rpg.
- G - Ralph Lee, Sr., 8.5 ppg. & 4.6 rpg. & 8.4 apg.

XU AP

Nov. 22	CG	W	100-51	Huntington
Nov. 24	CG	W	91-75	SE Louisiana
Dec. 4	A	W	56-53	Creighton
Dec. 7	CG	W	83-73	Pittsburgh
Dec. 10	A	W	83-61	Eastern Michigan
Dec. 14	A	L	74-80	Miami (Ohio)
Dec. 21	CG	W	84-69	Wayne State
Dec. 28	CG	W	75-63	Providence
Jan. 2	A	W	77-70	Stetson
Jan. 4	A	L	52-57	South Florida
Jan. 8	CG	W	67-46	St. Peter's (N.J.)
Jan. 11	CG	L	72-76	Detroit (MCC)
Jan. 13	CG	W	78-75	Loyola of Chicago (MCC)
Jan. 18	A	W	72-60	Saint Louis (MCC)
Jan. 20	A	W	78-69	Evansville (MCC)

YEAR-BY-YEAR SCORES

Jan. 23	CG	W	80-76	Cincinnati
Jan. 25	CG	W	86-74	Oral Roberts (MCC)
Jan. 29	A	W	71-68	Duquesne
Feb. 1	CG	W	77-56	Butler (MCC)
Feb. 5	A	W	85-71	Marquette
Feb. 8	A	L	71-80	Detroit (MCC)
Feb. 10	A	W	91-88	Loyola of Chi. (OT) (MCC)
Feb. 15	CG	W	81-72	Saint Louis (OT) (MCC)
Feb. 17	CG	W	81-72	Evansville (MCC)
Feb. 20	A	W	86-61	Butler (MCC)
Feb. 22	A	W	73-71	Oral Roberts (MCC)
Feb. 25	CG	W	93-78	Dayton

MIDWESTERN COLLEGIATE CONFERENCE TOURNAMENT

Feb. 28	N1	W	99-91	Loyola of Chicago
Mar. 2	N1	W	74-66	Saint Louis

NCAA TOURNAMENT

Mar. 14	N2	L	80-97	Alabama
---------	----	---	-------	---------

N1 - Market Square Arena (Indianapolis, Ind.)
N2 - Charlotte Coliseum (Charlotte, N.C.)

1986-87 (19-13, 7-5 MCC)



MIDWESTERN COLLEGIATE CONFERENCE TOURNAMENT CHAMPIONS

NCAA TOURNAMENT SECOND ROUND

- XAVIER'S FIRST-EVER NCAA TOURNAMENT VICTORY**
F - Tyrone Hill, Fr., 8.8 ppg. & 8.4 rpg.
F - Kyle Taylor, So., 8.0 ppg. & 2.1 rpg.
F - Dexter Campbell, Jr., 6.3 ppg. & 4.2 rpg.
G - Byron Larkin, Jr., 24.8 ppg. & 4.4 rpg. & 3.5 apg.
G - Stan Kimbrough, So., 16.0 ppg. & 3.5 rpg. & 3.3 apg.

XU AP

Nov. 28	N1	L	60-70	Tulsa
Nov. 29	N1	L	90-92	American (OT)
Dec. 1	CG	W	88-68	St. Joseph's (Ind.)
Dec. 3	CG	W	104-92	John Carroll
Dec. 6	CG	W	101-69	Ohio Dominican
Dec. 8	A	L	76-99	#12 Pittsburgh
Dec. 11	CG	W	97-75	Hanover
Dec. 13	CG	L	73-74	Creighton
Dec. 20	CG	W	73-55	Miami (Ohio)
Dec. 23	CG	W	84-68	Colgate
Dec. 27	A	L	65-69	Dayton
Dec. 30	CG	W	78-67	Duquesne
Jan. 3	CG	W	75-69	Coastal Carolina
Jan. 10	A	W	72-50	Detroit (MCC)
Jan. 12	A	L	79-81	Loyola of Chicago (MCC)
Jan. 17	CG	W	77-69	Saint Louis (MCC)
Jan. 19	CG	W	77-70	Evansville (MCC)
Jan. 24	A	L	62-82	Oral Roberts (MCC)
Jan. 29	A	L	73-75	Cincinnati
Jan. 31	A	L	84-86	Butler (2OT) (MCC)
Feb. 2	A	L	69-83	Rutgers
Feb. 7	CG	W	80-58	Detroit (MCC)
Feb. 9	CG	W	80-72	Loyola of Chicago (MCC)
Feb. 14	A	L	71-76	Saint Louis (MCC)
Feb. 16	A	L	93-95	Evansville (OT) (MCC)
Feb. 19	CG	W	69-67	Butler (MCC)
Feb. 21	CG	W	81-73	Oral Roberts (2OT) (MCC)

MIDWESTERN COLLEGIATE CONFERENCE TOURNAMENT

Feb. 26	N2	W	104-98	Butler
Feb. 27	N2	W	82-74	Loyola of Chicago
Mar. 1	N2	W	81-69	Saint Louis

NCAA TOURNAMENT

Mar. 12	N3	W	70-69	#14 Missouri
Mar. 14	N3	L	60-65	#17 Duke

N1 - Providence, R.I.
N2 - Market Square Arena (Indianapolis, Ind.)
N3 - Hoosier Dome (Indianapolis, Ind.)

1987-88 (26-4, 9-1 MCC)



MIDWESTERN COLLEGIATE CONFERENCE REGULAR SEASON CHAMPIONS

MIDWESTERN COLLEGIATE CONFERENCE TOURNAMENT CHAMPIONS

NCAA TOURNAMENT

(Played eventual NCAA Champion Kansas in the first round)

- F** - Tyrone Hill, So., 15.3 ppg. & 10.5 rpg.
F - J.D. Barnett, Sr., 10.2 ppg. & 3.7 rpg.
C - Derek Strong, So., 10.6 ppg. & 7.1 rpg.
G - Byron Larkin, Sr., 25.3 ppg. & 3.6 rpg. & 4.8 apg.
G - Stan Kimbrough, Jr., 15.5 ppg. & 3.0 rpg. & 3.6 apg.

XU AP

Nov. 28	CG	W	112-72	Huntington
Nov. 30	CG	W	75-68	St. Joseph's (Ind.)
Dec. 5	A	L	61-67	Marquette
Dec. 8	CG	W	100-71	Delaware State
Dec. 12	A	W	91-73	Miami (Ohio)
Dec. 22	A	L	76-96	Providence
Dec. 29	CG	W	87-56	Canisius
Jan. 2	CG	W	92-78	Kent State
Jan. 6	A	W	82-70	Western Michigan
Jan. 9	SF	W	125-84	Florida International
Jan. 12	CG	W	98-80	Cincinnati
Jan. 16	CG	W	98-90	Loyola of Chicago(MCC)
Jan. 18	CG	W	105-84	Detroit (MCC)
Jan. 23	A	L	84-86	Evansville (MCC)
Jan. 25	A	W	100-86	Saint Louis (MCC)
Jan. 30	A	W	78-75	Saint Peter's (N.J.)
Feb. 3	CG	W	101-84	Wright State
Feb. 6	CG	W	89-74	Butler (MCC)
Feb. 8	CG	W	100-84	Western Michigan
Feb. 13	A	W	94-83	Loyola of Chicago(MCC)
Feb. 15	A	W	114-97	Detroit (MCC)
Feb. 20	CG	W	102-79	Evansville (MCC)
Feb. 22	CG	W	93-70	Saint Louis (MCC)
Feb. 24	A	W	122-95	Florida International
Feb. 27	CG	W	86-73	Dayton
Mar. 1	A	W	93-80 20	Niagara
Mar. 6	A	W	71-70 20	Butler (MCC)

MIDWESTERN COLLEGIATE CONFERENCE TOURNAMENT

Mar. 11	N1	W	117-79 20	Loyola of Chicago
Mar. 12	N1	W	122-96 20	Detroit

NCAA TOURNAMENT

Mar. 18	N2	L	72-85 18	Kansas
---------	----	---	----------	--------

N1 - Market Square Arena (Indianapolis, Ind.)
N2 - Devaney Center (Lincoln, Neb.)

1988-89 (21-12, 7-5 MCC)



MIDWESTERN COLLEGIATE CONFERENCE TOURNAMENT CHAMPIONS

NCAA TOURNAMENT

(Played eventual NCAA Champion Michigan in the first round)

- F** - Tyrone Hill, Jr., 18.9 ppg. & 12.2 rpg.
F - Colin Parker, So., 7.1 ppg. & 2.4 rpg.
C - Derek Strong, Jr., 15.3 ppg. & 8.0 rpg.
G - Stan Kimbrough, Sr., 18.8 ppg. & 2.7 rpg. & 4.2 apg.
G - Michael Davenport, So., 7.2 ppg. & 2.5 rpg.
- Note: 6th man Jamal Walker (So.) led team at 7.1 apg.

XU AP

Nov. 18	RC	W	85-83	#4 Louisville (NIT)
Nov. 20	A	L	71-83	#14 Missouri (NIT)
Nov. 28	CG	W	109-58	Marietta
Dec. 3	CG	W	73-64	Air Force
Dec. 7	CG	W	87-76	Robert Morris
Dec. 10	CG	L	61-68	Miami (Ohio)

Dec. 19	A	L	70-85	Eastern Illinois
Dec. 21	CG	W	63-53	Bethune-Cookman
Dec. 27	CG	W	93-70	Niagara
Dec. 30	A	W	89-75	Bowling Green
Jan. 2	CG	W	87-71	Prairie View A&M
Jan. 4	A	W	118-113	Loyola Marymount
Jan. 7	CG	W	97-88	Valparaiso
Jan. 12	A	L	83-92	Loyola of Chicago (MCC)
Jan. 14	A	L	80-89	Detroit (MCC)
Jan. 17	A	L	71-90	Kent State
Jan. 19	CG	W	81-73	Evansville (MCC)
Jan. 21	CG	W	73-67	Saint Louis (MCC)
Jan. 28	A	L	76-79	Butler (MCC)
Feb. 1	CG	L	76-86	Cincinnati
Feb. 4	A	W	82-78	Dayton (MCC)
Feb. 9	CG	W	93-86	Loyola of Chicago (MCC)
Feb. 11	A	L	79-97	Wichita State
Feb. 16	A	L	82-88	Evansville (MCC)
Feb. 18	A	L	61-62	Saint Louis (MCC)
Feb. 20	CG	W	86-64	Detroit (MCC)
Feb. 25	CG	W	102-77	Marquette
Mar. 2	CG	W	85-75	Butler (MCC)
Mar. 4	CG	W	83-78	Dayton (MCC)

MIDWESTERN COLLEGIATE CONFERENCE TOURNAMENT

Mar. 9	N1	W	85-83	Loyola of Chicago
Mar. 10	N1	W	79-56	Saint Louis
Mar. 11	N1	W	85-78	Evansville

NCAA TOURNAMENT

Mar. 17	N2	L	87-92	#10 Michigan
---------	----	---	-------	--------------

N1 - UD Arena (Dayton, Ohio)
N2 - The Omni (Atlanta, Ga.)

1989-90 (28-5, 12-2 MCC)



MIDWESTERN COLLEGIATE CONFERENCE REGULAR SEASON CHAMPIONS NCAA TOURNAMENT SWEET 16

- F** - Tyrone Hill, Sr., 20.2 ppg. & 12.6 rpg.
F - Michael Davenport, Jr., 12.7 ppg. & 2.9 rpg.
C - Derek Strong, Sr., 14.2 ppg. & 9.9 rpg.
G - Jamal Walker, Jr., 15.1 ppg. & 3.5 rpg. & 5.9 apg.
G - Jamie Gladden, Fr., 10.2 ppg. & 2.3 rpg.

XU AP

Dec. 2	CG	L	90-97	Southern Utah State
Dec. 4	A	W	77-70	Robert Morris
Dec. 9	A	W	76-69	Miami (Ohio)
Dec. 16	A	W	95-63	Valparaiso
Dec. 18	CG	W	80-48	Eastern Illinois
Dec. 22	N1	W	72-65	Princeton
Dec. 23	A	W	78-62	San Francisco
Dec. 30	CG	W	88-73	Bowling Green
Jan. 2	CG	W	115-113	#25 Loyola Marymount
Jan. 6	A	W	86-80	Marquette (MCC)
Jan. 8	CG	W	89-73	Loyola of Chicago(MCC)
Jan.13	CG	W	82-61 25	Alabama-Birmingham
Jan. 15	CG	W	110-52 25	District of Columbia
Jan. 18	A	L	51-59 20	Evansville (MCC)
Jan. 20	A	W	83-74 20	Saint Louis (MCC)
Jan. 25	CG	W	88-83 25	Detroit (MCC)
Jan. 27	CG	W	81-57 25	Butler (MCC)
Jan. 31	CG	W	90-88 23	Cincinnati (OT)
Feb. 3	CG	W	88-81 23	Dayton (MCC)
Feb. 6	A	W	70-53 21	Loyola of Chicago (MCC)
Feb. 8	CG	W	83-78 21	Marquette (MCC)
Feb. 15	CG	W	71-52 22	Evansville (MCC)
Feb. 17	CG	W	74-58 19	Saint Louis (MCC)
Feb. 22	A	W	74-62 19	Detroit (MCC)
Feb. 24	A	W	80-66 19	Butler (MCC)
Feb. 27	A	W	84-73 19	Arkansas-Little Rock
Mar. 3	A	L	108-111 19	Dayton (MCC)

MIDWESTERN COLLEGIATE CONFERENCE TOURNAMENT

Mar. 8	N2	W	96-61 24	Butler
Mar. 9	N2	W	89-78 24	Evansville
Mar. 10	N2	L	89-98 24	Dayton

NCAA TOURNAMENT

Mar. 16	N3	W	87-79 25	Kansas State
Mar. 18	N3	W	74-71 25	Georgetown
Mar. 22	N4	L	89-102 25	Texas

N1 - San Francisco, Calif.
N2 - UD Arena (Dayton, Ohio)
N3 - Hoosier Dome (Indianapolis, Ind.)
N4 - Reunion Arena (Dallas, Texas)

YEAR-BY-YEAR SCORES

1990-91 (22-10, 11-3 MCC)



**MIDWESTERN COLLEGIATE CONFERENCE
REGULAR SEASON CHAMPIONS
MIDWESTERN COLLEGIATE CONFERENCE
TOURNAMENT CHAMPIONS
NCAA TOURNAMENT SECOND ROUND**

F – Michael Davenport, Sr., 14.1 ppg. & 3.5 rpg.
F – Aaron Williams, So., 9.7 ppg. & 6.5 rpg.
C – Brian Grant, Fr., 11.6 ppg. & 8.5 rpg.
G – Jamie Gladden, So., 15.2 ppg. & 3.4 rpg. & 3.2 apg.
G – Jamal Walker, Sr., 13.7 ppg. & 3.6 rpg. & 5.1 apg.

Nov. 24	CG	W	103-96	Mount Saint Mary's
Nov. 26	CG	W	82-56	Bethune-Cookman
Nov. 28	CG	L	94-100	Ball State
Dec. 1	A	W	62-59	Canisius
Dec. 5	CG	W	87-68	Loyola (Md.)
Dec. 8	CG	L	95-100	Miami (Ohio)
Dec. 22	CG	W	83-53	Winthrop
Dec. 30	CG	W	91-66	Detroit (MCC)
Jan. 2	CG	W	75-54	New Hampshire
Jan. 5	A	L	74-87	Fordham
Jan. 10	A	W	98-93	Marquette (MCC) (OT)
Jan. 12	A	W	81-74	Loyola of Chicago (MCC)
Jan. 15	CG	W	71-66	Massachusetts
Jan. 17	CG	W	100-85	Evansville (MCC)
Jan. 19	CG	L	56-58	Saint Louis (MCC)
Jan. 24	A	W	69-67	Detroit (MCC)
Jan. 26	A	L	88-92	South Florida
Jan. 30	A	L	56-69	Cincinnati
Feb. 2	A	L	74-95	Saint Louis (MCC)
Feb. 7	CG	W	71-66	Marquette (MCC)
Feb. 9	CG	W	87-74	Loyola of Chicago(MCC)
Feb. 12	CG	W	80-73	Butler (MCC)
Feb. 14	A	W	69-56	Evansville (MCC)
Feb. 17	A	L	79-83	Dayton (MCC)
Feb. 19	A	L	83-91	Wright State
Feb. 23	A	W	105-93	Butler (MCC)
Mar. 2	CG	W	102-79	Dayton (MCC)

MIDWESTERN COLLEGIATE CONFERENCE TOURNAMENT

Mar. 7	N1	W	66-59	Detroit
Mar. 8	A	W	90-71	Dayton
Mar. 10	N1	W	81-68	Saint Louis

NCAA TOURNAMENT

Mar. 14	N2	W	89-84	#11 Nebraska
Mar. 16	N2	L	50-66	Connecticut
N1 - UD Arena (Dayton, Ohio)				
N2 - Metrodome (Minneapolis, Minn.)				

1991-92 (15-12, 7-3 MCC)



F – Aaron Williams, Jr., 13.9 ppg. & 8.0 rpg.
F – Tyrice Walker, So., 6.4 ppg. & 3.7 rpg.
C – Brian Grant, So., 11.8 ppg. & 9.1 rpg.
G – Jamie Gladden, Jr., 19.4 ppg. & 2.4 rpg.
G – Michael Hawkins, Fr., 7.7 ppg. & 2.8 rpg. & 4.4 apg.

Nov. 30	CG	W	94-65	Colgate
Dec. 2	CG	W	75-59	Samford
Dec. 4	CG	W	77-74	Northern Illinois
Dec. 7	A	L	72-91	Massachusetts
Dec. 11	A	W	73-65	Kent State
Dec. 14	A	L	58-73	Miami (Ohio)
Dec. 21	CG	L	104-108	Duquesne
Dec. 27	CG	L	79-82	East Tennessee State
Dec. 30	A	W	84-74	Northern Illinois

Jan. 4	A	W	91-59	New Hampshire
Jan. 11	CG	W	84-80	Detroit (MCC)
Jan. 13	A	W	83-56	Winthrop
Jan. 18	A	W	75-73	Loyola of Chicago (MCC)
Jan. 21	CG	W	77-69	Dayton (MCC)
Jan. 25	A	L	88-93	Detroit (OT) (MCC)
Jan. 29	CG	L	75-93	Cincinnati
Feb. 1	CG	W	76-63	Evansville (MCC)
Feb. 5	A	L	52-68	Loyola (Md.)
Feb. 8	RC	L	73-86	Louisville
Feb. 10	CG	W	69-56	Loyola of Chicago (MCC)
Feb. 18	A	W	98-75	Butler (MCC)
Feb. 22	A	L	73-82	Evansville (MCC)
Feb. 26	CG	W	80-78	Fordham (OT)
Feb. 29	A	W	72-56	Dayton (MCC)
Mar. 3	A	L	86-87	Notre Dame
Mar. 7	CG	L	86-96	Butler (MCC)

MIDWESTERN COLLEGIATE CONFERENCE TOURNAMENT

Mar. 13	RC	L	61-78	Butler
---------	----	---	-------	--------

1992-93 (24-6, 12-2 MCC)



**MIDWESTERN COLLEGIATE CONFERENCE
REGULAR SEASON CO-CHAMPIONS
NCAA TOURNAMENT SECOND ROUND**

F – Aaron Williams, Sr., 10.9 ppg. & 7.1 rpg.
C – Brian Grant, Jr., 18.5 ppg. & 9.4 rpg.
G – Jamie Gladden, Sr., 14.4 ppg, 2.1 rpg.
G – Michael Hawkins, So., 8.1 ppg. & 2.5 rpg. & 3.71 apg.
G – Steve Gentry, Jr., 7.1 ppg. & 2.8 rpg. & 3.67 apg.

Dec. 1	CG	W	113-73	Huntington
Dec. 7	A	W	81-78	Ball State (OT)
Dec. 9	CG	W	72-56	Kent State
Dec. 12	CG	W	70-67	Miami (Ohio)
Dec. 18	N1	W	74-66	Delaware
Dec. 20	N1	W	75-60	Rice
Dec. 30	CG	W	88-54	Wichita State
Jan. 4	CG	W	75-60	Notre Dame
Jan. 9	A	L	90-97	Detroit (OT) (MCC)
Jan. 11	A	L	73-76	Louisville
Jan. 16	A	W	85-58	Dayton (MCC)
Jan. 19	CG	W	56-53	South Florida
Jan. 21	CG	W	63-59	Butler (MCC)
Jan. 23	A	W	74-68	Evansville (MCC)
Jan. 27	A	L	67-78	#4 Cincinnati
Jan. 30	A	W	81-64	Loyola of Chicago(MCC)
Feb. 4	CG	W	56-49	La Salle (MCC)
Feb. 6	CG	W	85-79	Duquesne (MCC)
Feb. 13	CG	W	53-46	Dayton (MCC)
Feb. 17	CG	W	74-63	Evansville (MCC)
Feb. 20	A	W	80-66	Butler (MCC)
Feb. 25	CG	W	68-65	24 Loyola of Chicago (MCC)
Feb. 27	CG	W	93-74	24 Detroit (MCC)
Mar. 2	A	W	73-58	18 La Salle (MCC)
Mar. 6	A	L	72-88	18 Duquesne (MCC)

MIDWESTERN COLLEGIATE CONFERENCE TOURNAMENT

Mar. 11	N2	W	60-50	22 Loyola of Chicago
Mar. 12	N2	W	67-41	22 Duquesne
Mar. 13	N2	L	69-80	22 Evansville

NCAA TOURNAMENT

Mar. 19	N3	W	73-55	New Orleans
Mar. 21	N3	L	70-73	#1 Indiana
N1 - Tokyo, Japan				
N2 - Market Square Arena (Indianapolis, Ind.)				
N3 - Hoosier Dome (Indianapolis, Ind.)				

1993-94 (22-8, 8-2 MCC)



**MIDWESTERN COLLEGIATE CONFERENCE
REGULAR SEASON CHAMPIONS
NATIONAL INVITATION TOURNAMENT
QUARTERFINALIST**

F – Tyrice Walker, Sr., 14.6 ppg. & 4.9 rpg.
F – Larry Sykes, Jr., 8.4 ppg. & 5.7 rpg.
C – Brian Grant, Sr., 16.7 ppg. & 9.9 rpg.
G – Jeff Massey, Jr., 12.7 ppg. & 2.1 rpg.
G – Steve Gentry, Sr., 6.1 ppg. & 2.5 rpg. & 6.1 apg.

Nov. 29	CG	W	97-49	Marietta
Dec. 4	A	L	60-82	#6 Duke
Dec. 6	CG	W	65-56	Hartford
Dec. 11	A	W	72-69	Miami (Ohio)
Dec. 18	CG	W	85-52	Virginia Tech
Dec. 20	CG	W	82-55	UNC Asheville
Dec. 30	A	W	92-66	Maryland-Baltimore Co.
Jan. 3	A	W	93-65	East Tennessee State
Jan. 8	CG	W	79-64	Brown
Jan. 9	CG	W	82-65	New Hampshire
Jan. 12	CG	W	57-46	25 Dayton
Jan. 15	A	W	86-80	25 Butler (MCC)
Jan. 19	CG	W	82-76	22 #19 Cincinnati (OT)
Jan. 22	A	L	61-91	22 Evansville (MCC)
Jan. 24	A	W	88-62	Dayton
Jan. 26	CG	W	75-68	Detroit (MCC)
Jan. 29	CG	W	83-55	Loyola of Chicago (MCC)
Jan. 31	A	L	73-77	St. Francis (Pa.)
Feb. 5	A	W	73-66	La Salle (MCC)
Feb. 12	CG	L	92-93	25 George Wash. (2 OT)
Feb. 16	CG	W	93-73	Butler (MCC)
Feb. 19	A	L	82-86	Detroit (MCC)
Feb. 23	CG	L	76-79	Virginia Commonwealth
Feb. 26	CG	W	73-66	Evansville (MCC)
Mar. 1	A	W	98-76	Loyola of Chicago (MCC)
Mar. 3	CG	W	79-77	La Salle (MCC)

MIDWESTERN COLLEGIATE CONFERENCE TOURNAMENT

Mar. 7	N1	L	75-79	Detroit
--------	----	---	-------	---------

NATIONAL INVITATION TOURNAMENT

Mar. 16	CG	W	80-68	Miami (Ohio)
Mar. 21	A	W	83-79	Northwestern (OT)
Mar. 23	A	L	74-76	Villanova
N1 - Hinkle Fieldhouse (Indianapolis, Ind.)				

YEAR-BY-YEAR SCORES

1994-95 (23-5, 14-0 MCC)



Skip Prosser
Head Coach



MIDWESTERN COLLEGIATE CONFERENCE
REGULAR SEASON CHAMPIONS
NCAA TOURNAMENT

F – Pete Sears, Sr., 12.9 ppg. & 5.1 rpg.
F – Larry Sykes, Sr., 10.2 ppg. & 10.8 rpg.
F – T.J. Johnson, Fr., 11.9 ppg. & 5.3 rpg.
G – Jeff Massey, Sr., 18.9 ppg. & 3.7 rpg.
G – Michael Hawkins, Sr., 14.1 ppg. & 3.3 rpg. & 5.8 apg.

XU AP

Nov. 25	CG	W	104-67	IUPUI
Nov. 30	CG	W	89-70	Miami (Ohio)
Dec. 3	CG	W	86-51	Loyola (Md.)
Dec. 5	A	L	55-82	Virginia Tech
Dec. 10	A	W	85-68	Hartford
Dec. 17	CG	W	90-71	#19 Ohio
Dec. 19	CG	W	99-73	Dayton
Dec. 21	CG	W	101-65	Cal State Northridge
Dec. 28	CG	W	77-58	Maryland-Baltimore County
Jan. 5	A	W	84-69	Cleveland State (MCC)
Jan. 7	A	W	72-63	Detroit (MCC)
Jan. 9	A	L	80-87	Cincinnati
Jan. 14	CG	W	75-72	La Salle (MCC)
Jan. 18	A	W	81-73	Wright State (MCC)
Jan. 21	A	L	73-84	Notre Dame
Jan. 26	CG	W	96-76	Wiscon-Milwaukee (MCC)
Jan. 28	A	W	106-84	Northern Illinois (MCC)
Jan. 30	A	W	81-75	Loyola of Chicago (MCC)
Feb. 2	CG	W	93-75	Cleveland State (MCC)
Feb. 4	CG	W	72-65	Detroit (MCC)
Feb. 9	A	W	84-77	La Salle (MCC)
Feb. 11	CG	W	76-55	Wiscon-Green Bay (MCC)
Feb. 15	CG	W	94-84	Wright State (MCC)
Feb. 18	A	W	88-75	George Washington
Feb. 23	CG	W	93-90	Illinois-Chicago (MCC)
Feb. 25	A	W	81-66	Butler (MCC)

MIDWESTERN COLLEGIATE
CONFERENCE TOURNAMENT

Mar. 4 N1 L 70-71 25 Wright State

NCAA TOURNAMENT

Mar. 17 N2 L 63-68 #22 Georgetown
N1 - Nutter Center (Dayton, Ohio)
N2 - Tallahassee/Leon Co. Civic Center (Tallahassee, Fla.)

1995-96 (13-15, 8-8 A-10)



XAVIER'S FIRST SEASON IN THE
ATLANTIC 10 CONFERENCE

F – T.J. Johnson, So., 10.6 ppg. & 6.8 rpg.
C – Kevin Carr, Jr., 9.8 ppg. & 6.4 rpg.
G – Darnell Williams, Fr., 12.3 ppg. & 4.3 rpg.
G – Lenny Brown, Fr., 12.5 ppg. & 4.1 rpg.
G – Gary Lumpkin, Fr., 11.2 ppg. & 2.7 rpg. & 3.2 apg.

XU AP

Nov. 25	CG	W	88-61	St. Francis (Pa.)
Nov. 30	A	L	75-81	Virginia Commonwealth
Dec. 2	CG	W	109-78	Long Island
Dec. 6	A	L	71-85	Miami (Ohio)
Dec. 9	A	L	72-103	Ohio
Dec. 16	CG	W	87-57	Delaware State
Dec. 20	A	L	67-73	Kansas State
Dec. 23	CG	L	70-72	Notre Dame
Dec. 30	CG	W	78-59	Morgan State
Jan. 6	A	W	69-60	La Salle (A-10)
Jan. 9	A	L	56-73	Temple (A-10)
Jan. 13	CG	W	74-61	Fordham (A-10)
Jan. 17	CG	L	90-99	#3 Cincinnati
Jan. 20	A	W	76-62	St. Bonaventure (A-10)
Jan. 25	CG	W	60-59	La Salle (A-10)
Jan. 27	A	L	55-61	Dayton (A-10)
Jan. 31	CG	W	84-71	Saint Joseph's (A-10)
Feb. 4	CG	L	74-78	#1 Mass. (OT) (A-10)
Feb. 7	A	L	69-77	George Washington (A-10)
Feb. 10	CG	L	73-78	#11 Virginia Tech (A-10)
Feb. 17	A	L	70-87	Rhode Island (A-10)
Feb. 20	CG	W	102-95	Dayton (A-10)
Feb. 24	CG	W	116-105	Duquesne (OT) (A-10)
Feb. 26	CG	L	77-81	#24 George Wash. (A-10)
Feb. 29	A	L	61-70	#16 Virginia Tech (A-10)
Mar. 3	A	W	76-75	Duquesne (A-10)

ATLANTIC 10 CONFERENCE TOURNAMENT

Mar. 6 N1 W 61-54 Fordham
Mar. 7 N1 L 50-67 Temple
N1 - Philadelphia Civic Center (Philadelphia, Pa.)

1996-97 (23-6, 13-3 A-10)



ATLANTIC 10 CONFERENCE WEST DIVISION
REGULAR SEASON CHAMPIONS
XAVIER'S FIRST ATLANTIC 10 CONFERENCE

REGULAR SEASON CHAMPIONSHIP
NCAA TOURNAMENT SECOND ROUND
F – Torraye Braggs, Jr., 13.9 ppg. & 7.4 rpg.
F – T.J. Johnson, Jr., 7.8 ppg. & 5.0 rpg.
G – Lenny Brown, So., 15.6 ppg. & 3.8 rpg. & 3.5 apg.
G – Gary Lumpkin, So., 14.7 ppg. & 2.9 rpg. & 4.3 apg.
G – Darnell Williams, So., 10.8 ppg. & 4.0 rpg.
Note: 6th man James Posey (So.) led team at 7.8 rpg.

XU AP


Nov. 23	CG	W	98-73	Western Kentucky
Nov. 26	A	W	71-69	#1 Cincinnati
Nov. 30	CG	W	92-71	Miami (Ohio)
Dec. 2	CG	W	95-64	Florida A&M
Dec. 5	A	W	81-65	Loyola Marymount
Dec. 10	CG	W	94-86	19 Long Island

Dec. 14	CG	W	79-43	19 Hofstra
Dec. 21	A	W	113-111	17 Akron (3OT)
Dec. 29	CG	W	95-54	17 Kansas State
Jan. 4	CG	W	102-67	17 Virginia Tech (A-10)
Jan. 7	A	L	91-98	12 Dayton (A-10)
Jan. 11	A	W	75-64	12 Fordham (A-10)
Jan. 16	RC	L	85-87	14 Tulane
Jan. 19	CG	W	68-64	14 Temple (OT) (A-10)
Jan. 23	A	W	62-61	16 George Wash. (A-10)
Jan. 25	CG	L	70-78	16 Duquesne (A-10)
Jan. 28	CG	W	91-79	20 Rhode Island (A-10)
Feb. 1	A	W	87-84	20 Mass. (OT) (A-10)
Feb. 3	A	W	83-67	20 La Salle (A-10)
Feb. 8	A	L	65-79	17 Saint Joseph's (A-10)
Feb. 12	CG	W	79-53	19 Dayton (A-10)
Feb. 15	CG	W	87-76	19 George Wash. (A-10)
Feb. 20	A	W	82-74	16 Duquesne (A-10)
Feb. 22	CG	W	79-67	16 La Salle (A-10)
Feb. 27	CG	W	83-59	14 St. Bonaventure (A-10)
Mar. 2	A	W	81-72	14 Virginia Tech (A-10)

ATLANTIC 10 CONFERENCE TOURNAMENT

Mar. 6 N1 L 62-69 11 Temple (OT)
NCAA TOURNAMENT
Mar. 13 N2 W 80-68 13 Vanderbilt
Mar. 15 N2 L 83-96 13 #7 UCLA
N1 - The Spectrum (Philadelphia, Pa.)
N2 - The Palace of Auburn Hills (Auburn Hills, Mich.)

1997-98 (22-8, 11-5 A-10)



ATLANTIC 10 CONFERENCE WEST DIVISION
REGULAR SEASON CO-CHAMPIONS
ATLANTIC 10 CONFERENCE TOURNAMENT CHAMPIONS
XAVIER'S FIRST ATLANTIC 10 CONFERENCE
TOURNAMENT CHAMPIONSHIP

NCAA TOURNAMENT
F – Torraye Braggs, Sr., 13.0 ppg. & 8.2 rpg.
F – T.J. Johnson, Sr., 5.5 ppg. & 3.6 rpg.
G – Gary Lumpkin, Jr., 12.3 ppg. & 2.5 rpg. & 4.5 apg.
G – Darnell Williams, Jr., 17.3 ppg. & 3.9 rpg.
G – Lenny Brown, Jr., 14.7 ppg. & 3.5 rpg. & 3.5 apg.
Note: 6th man James Posey (Jr.) led team at 8.4 rpg.

XU AP

Nov. 19	CG	W	95-76	10 Toledo
Nov. 22	CG	W	97-73	10 Akron
Nov. 24	CG	W	118-61	10 Louisiana Monroe
Dec. 2	CG	W	88-54	9 Central Michigan
Dec. 6	A	W	93-60	9 Western Kentucky
Dec. 9	A	L	72-80	7 Miami (Ohio)
Dec. 13	CG	W	88-68	7 Cincinnati
Dec. 20	N1	L	84-86	10 #8 Purdue
Dec. 27	N2	W	73-56	13 DePaul
Dec. 30	CG	W	93-66	13 Butler
Jan. 3	A	L	77-80	13 St. Bonaventure (A-10)
Jan. 7	CG	W	104-67	19 La Salle (A-10)
Jan. 10	CG	W	77-43	19 Fordham (A-10)
Jan. 14	A	L	73-78	18 G. Washington (OT) (A-10)
Jan. 17	CG	W	77-66	18 Virginia Tech (A-10)
Jan. 20	CG	W	72-62	19 Saint Joseph's (A-10)
Jan. 24	A	L	82-93	19 Dayton (A-10)
Jan. 27	CG	W	93-71	24 Duquesne (A-10)
Jan. 31	A	W	79-73	24 Temple (A-10)
Feb. 2	A	W	91-59	24 La Salle (A-10)
Feb. 8	CG	L	62-73	21 #23 Mass. (A-10)
Feb. 14	A	W	74-63	19 Virginia Tech (A-10)
Feb. 16	CG	W	96-86	#17 George Wash. (A-10)
Feb. 21	A	W	83-62	19 Duquesne (A-10)
Feb. 24	A	L	68-69	Rhode Island (A-10)
Mar. 1	CG	W	89-84	Dayton (A-10)

ATLANTIC 10 CONFERENCE TOURNAMENT

Mar. 5 N3 W 68-44 St. Bonaventure
Mar. 6 N3 W 95-80 Rhode Island
Mar. 7 N3 W 77-63 George Washington

NCAA TOURNAMENT

Mar. 12 N4 L 68-69 23 Washington
N1 - Market Square Arena (Indianapolis, Ind.)
N2 - Gund Arena (Cleveland, Ohio)
N3 - The Spectrum (Philadelphia, Pa.)
N4 - MCI Center (Washington D.C.)

1998-99 (25-11, 12-4 A-10)



NATIONAL INVITATION TOURNAMENT THIRD PLACE

- F – James Posey, Sr., 16.9 ppg. & 8.9 rpg.
- F – Kevin Frey, Fr., 5.7 ppg. & 5.0 rpg.
- F – Aaron Turner, Fr., 5.4 ppg. & 5.2 rpg.
- G – Gary Lumpkin, Sr., 11.1 ppg. & 2.4 rpg. & 3.4 apg.
- G – Lenny Brown, Sr., 18.1 ppg. & 3.6 rpg. & 2.8 apg.

XU AP

Nov. 17	A	W	73-66	16	Butler
Nov. 21	CG	W	90-50	16	Chicago State
Nov. 23	CG	W	100-67	16	Morgan State
Nov. 26	N1	L	76-94	13	Pittsburgh
Nov. 27	N1	W	74-61	13	Colorado
Nov. 28	N1	L	69-82	13	San Francisco
Dec. 2	CG	W	64-56	23	Miami (Ohio)
Dec. 5	RC	L	57-71	23	#14 Purdue
Dec. 9	A	L	67-74		Toledo
Dec. 19	CG	W	88-58		Canisius
Dec. 21	CG	W	97-52		Loyola Marymount
Dec. 28	A	W	77-54		St. Mary's (Calif.)
Jan. 3	CG	W	87-83		Rhode Island (A-10)
Jan. 6	A	W	80-67		Virginia Tech (A-10)
Jan. 9	A	W	56-42		Duquesne (A-10)
Jan. 13	CG	W	62-57		St. Bonaventure (A-10)
Jan. 17	CG	W	81-61		George Washington (A-10)
Jan. 20	A	W	76-56		Fordham (A-10)
Jan. 23	CG	W	93-69		Virginia Tech (A-10)
Jan. 28	A	L	77-87		#5 Cincinnati
Jan. 30	A	L	86-91		Dayton (A-10)
Feb. 4	A	W	59-53		Saint Joseph's (A-10)
Feb. 6	A	L	75-88		La Salle (A-10)
Feb. 9	CG	W	72-54		Duquesne (A-10)
Feb. 14	CG	W	62-60		Temple (A-10)
Feb. 16	CG	W	88-71		La Salle (A-10)
Feb. 20	A	L	77-78		Massachusetts (A-10) (2OT)
Feb. 24	CG	W	90-62		Dayton (A-10)
Feb. 27	A	L	74-77		George Washington (A-10)

ATLANTIC 10 CONFERENCE TOURNAMENT

Mar. 4	N2	W	72-68		Massachusetts
Mar. 5	N2	L	64-76		Temple

NATIONAL INVITATION TOURNAMENT

Mar. 10	A	W	86-84		Toledo
Mar. 15	CG	W	87-76		Wake Forest
Mar. 17	CG	W	65-58		Princeton
Mar. 23	N3	L	76-79		Clemson
Mar. 25	N3	W	106-75		Oregon

- N1 - American Univ. (San Juan, Puerto Rico)
- N2 - First Union Spectrum (Philadelphia, Pa.)
- N3 - Madison Square Garden (New York, N.Y.)

1999-00 (21-12, 9-7 A-10)



NATIONAL INVITATION TOURNAMENT SECOND ROUND

- F – David West, Fr., 11.7 ppg. & 9.1 rpg.
- F – Kevin Frey, So., 8.8 ppg. & 5.1 rpg.
- F – Lloyd Price, So., 13.0 ppg. & 6.0 rpg.
- G – Maurice McAfee, Jr., 15.1 ppg. & 3.5 rpg. & 4.2 apg.
- G – Darnell Williams, Sr., 13.0 ppg. & 2.6 rpg.

XU AP

Nov. 20	CG	W	96-52		Maryland-Eastern Shore
Nov. 25	N1	W	81-79		Louisville
Nov. 26	N1	L	70-111		#10 Kansas
Nov. 27	N1	W	81-65		Washington
Dec. 4	CG	W	80-55		East Tennessee State
Dec. 8	A	L	58-67		Miami (Ohio)
Dec. 11	A	W	94-75		Central Michigan
Dec. 18	CG	W	66-64		#1 Cincinnati
Dec. 21	CG	W	92-48		St. Mary's (Calif.)

Dec. 27	CG	W	58-54		Princeton
Dec. 30	CG	W	84-55		Toledo
Jan. 2	A	L	63-65		Marquette
Jan. 6	CG	W	86-67		Virginia Tech (A-10)
Jan. 9	A	W	78-75		Rhode Island (A-10)
Jan. 11	A	L	72-76		Dayton (A-10)
Jan. 15	A	L	78-85		Duquesne (A-10)
Jan. 23	CG	L	49-80		La Salle (A-10)
Jan. 25	A	L	40-59		#23 Temple (A-10)
Jan. 30	CG	W	97-79		Fordham (A-10)
Feb. 2	CG	W	65-64		Dayton (OT) (A-10)
Feb. 5	A	L	67-78		George Washington (A-10)
Feb. 9	A	W	87-78		Canisius
Feb. 12	CG	W	87-77		Massachusetts (A-10)
Feb. 15	CG	W	95-66		Duquesne (A-10)
Feb. 19	A	L	65-73		Virginia Tech (A-10)
Feb. 22	CG	W	88-76		George Washington (A-10)
Feb. 27	A	W	71-60		La Salle (A-10)
Mar. 1	A	L	64-65		St. Bonaventure (A-10)
Mar. 5	CG	W	94-66		Saint Joseph's (A-10)

ATLANTIC 10 CONFERENCE TOURNAMENT

Mar. 8	N2	W	75-60		Rhode Island
Mar. 9	N2	L	69-72		St. Bonaventure

NATIONAL INVITATION TOURNAMENT

Mar. 15	CG	W	67-63		Marquette
Mar. 20	A	L	64-76		Notre Dame

- N1 - Great Alaska Shootout (Anchorage, Alaska)
- N2 - The Spectrum (Philadelphia, Pa.)

2000-01 (21-8, 12-4 A-10)



NCAA TOURNAMENT

- F – David West, So., 17.8 ppg. & 10.9 rpg.
- F – Lloyd Price, Jr., 9.2 ppg. & 4.4 rpg.
- F – Kevin Frey, Jr., 11.4 ppg. & 6.3 rpg.
- G – Romain Sato, Fr., 10.7 ppg. & 5.4 rpg.
- G – Maurice McAfee, Sr., 9.5 ppg. & 2.7 rpg. & 4.8 apg.

XU AP

Nov. 18	CC	W	68-54		Miami (Ohio)
Nov. 22	CC	W	93-75		Eastern Kentucky
Nov. 28	CC	W	65-55		Samford
Nov. 30	CC	W	86-68		Louisiana-Monroe
Dec. 2	A	L	46-61		#23 Wisconsin
Dec. 5	CC	W	75-49		San Francisco
Dec. 9	A	L	52-58		Princeton
Dec. 14	A	W	69-67		#17 Cincinnati
Dec. 16	CC	W	75-59		Marquette
Dec. 23	A	W	63-61		Toledo
Dec. 30	N1	W	71-60		Kent State
Jan. 3	A	W	82-71		Fordham (A-10)
Jan. 7	CC	W	81-66		La Salle (A-10)
Jan. 9	CC	L	64-75		Massachusetts (A-10)
Jan. 13	A	W	99-82		Rhode Island (A-10)
Jan. 16	A	W	76-74		George Washington (A-10)
Jan. 20	CC	W	86-73		Saint Joseph's (A-10)
Jan. 27	A	W	81-48		Duquesne (A-10)
Jan. 30	CC	W	82-72		Dayton (A-10)
Feb. 3	CC	W	71-63		G. Washington (OT) (A-10)
Feb. 7	A	L	76-79	24	Saint Joseph's (A-10)
Feb. 10	CC	W	78-71	24	Temple (A-10)
Feb. 14	A	L	49-59		Massachusetts (A-10)
Feb. 17	CC	W	79-65		Rhode Island (A-10)
Feb. 21	CC	W	77-60		St. Bonaventure (A-10)
Feb. 25	A	W	79-55		La Salle (A-10)
Mar. 4	A	L	62-65	25	Dayton (A-10)

ATLANTIC 10 CONFERENCE TOURNAMENT

Mar. 8	N2	L	74-83		George Washington
--------	----	---	-------	--	-------------------

NCAA TOURNAMENT

- Mar. 16 N3 | L | 71-83 | | #19 Notre Dame |- N1 - Gund Arena (Cleveland, Ohio)
- N2 - First Union Spectrum (Philadelphia, Pa.)
- N3 - Kemper Arena (Kansas City, Mo.)

2001-02 (26-6, 14-2 A-10)



Thad Matta
Head Coach



ATLANTIC 10 CONFERENCE WEST DIVISION
REGULAR SEASON CHAMPIONS
ATLANTIC 10 CONFERENCE TOURNAMENT CHAMPIONS
NCAA TOURNAMENT SECOND ROUND

- F – David West, Jr., 18.3 ppg. & 9.8 rpg.
- F – Kevin Frey, Sr., 8.5 ppg. & 5.7 rpg.
- F – Dave Young, Jr., 8.0 ppg. & 3.6 rpg.
- G – Romain Sato, So., 16.1 ppg. & 6.6 rpg.
- G – Lionel Chalmers, So., 12.0 ppg. & 3.4 rpg. & 4.2 apg.

XU AP

Nov. 17	CC	W	72-41		Coastal Carolina
Nov. 24	N1	L	60-72		#5 Missouri
Nov. 28	A	W	87-58		Miami (Ohio)
Dec. 1	A	W	87-72		San Francisco
Dec. 5	A	L	66-70		Purdue
Dec. 8	CC	W	108-57		Long Island
Dec. 10	CC	W	57-48		Wisconsin
Dec. 14	CC	L	55-75		Cincinnati
Dec. 20	CC	W	62-56		Kent State
Dec. 22	A	W	72-65		Creighton
Dec. 31	CC	W	68-59		Siena
Jan. 5	A	W	66-59		Dayton (A-10)
Jan. 9	CC	W	88-58		Fordham (A-10)
Jan. 12	CC	W	72-62		Richmond (A-10)
Jan. 17	A	W	71-63		George Washington (A-10)
Jan. 19	A	W	71-67		La Salle (A-10)
Jan. 23	A	W	67-49		Rhode Island (A-10)
Jan. 26	CC	W	75-59		Dayton (A-10)
Jan. 30	CC	W	79-65		Duquesne (A-10)
Feb. 2	A	W	67-64		Richmond (A-10)
Feb. 9	A	L	79-80		St. Bonaventure (A-10)
Feb. 14	CC	W	89-75		George Washington (A-10)
Feb. 16	CC	W	84-77		Saint Joseph's (A-10)
Feb. 20	A	L	56-67		Temple (A-10)
Feb. 24	A	W	80-66		Duquesne (A-10)
Feb. 28	CC	W	68-53		La Salle (A-10)
Mar. 2	CC	W	72-52		Massachusetts (A-10)

ATLANTIC 10 CONFERENCE TOURNAMENT

Mar. 7	N2	W	65-59	24	Massachusetts (OT)
Mar. 8	N2	W	66-59	24	Dayton
Mar. 9	N2	W	73-60	24	Richmond

NCAA TOURNAMENT

- Mar. 15 N3 | W | 70-58 | 22 | #25 Hawaii |- Mar. 17 N3 | L | 65-78 | 22 | #3 Oklahoma |- N1 - Conseco Fieldhouse (Indianapolis, Ind.)
- N2 - First Union Spectrum (Philadelphia, Pa.)
- N3 - American Airlines Arena (Dallas, Texas)

YEAR-BY-YEAR SCORES

2002-03 (26-6, 15-1 A-10)



**ATLANTIC 10 CONFERENCE WEST DIVISION
REGULAR SEASON CHAMPIONS**

NCAA TOURNAMENT SECOND ROUND

- F – David West, Sr., 20.1 ppg. & 11.8 rpg. & 3.2 apg.
- F – Anthony Myles, Jr., 10.2 ppg. & 6.8 rpg.
- G – Romain Sato, Jr., 18.1 ppg. & 7.1 rpg.
- G – Lionel Chalmers, Jr., 12.0 ppg. & 2.7 rpg.
- G – Dedrick Finn, Fr., 7.6 ppg. & 2.1 rpg. & 4.3 apg.

XU AP

Nov. 18	CC	W	87-48	10	Saint Peter's (NIT)
Nov. 20	A	L	62-63	11	Stanford (NIT)
Nov. 24	CC	W	93-64	11	Florida A&M
Dec. 3	CC	W	74-59	16	Purdue
Dec. 7	A	W	50-44	16	Cincinnati
Dec. 9	CC	W	68-58	16	Miami (Ohio)
Dec. 14	N1	L	61-71	13	#24 Mississippi State
Dec. 20	CC	W	87-58	21	Ball State
Dec. 23	A	W	96-88	21	Siena
Dec. 28	CC	W	84-60	24	Eastern Kentucky
Dec. 31	CC	W	75-73	19	#15 Creighton
Jan. 4	A	L	58-65	19	#1 Alabama
Jan. 7	CC	L	59-67	21	Richmond (A-10)
Jan. 11	CC	W	99-83	21	St. Bonaventure (A-10)
Jan. 14	CC	W	80-47		La Salle (A-10)
Jan. 18	A	W	86-73		Massachusetts (A-10)
Jan. 21	CC	W	93-58		Duquesne (A-10)
Jan. 25	A	W	75-61		Fordham (A-10)
Feb. 1	A	W	66-52		Richmond (A-10)
Feb. 4	A	W	80-68	20	George Wash. (A-10)
Feb. 8	CC	W	85-77	20	Dayton (A-10)
Feb. 15	CC	W	93-70	18	Rhode Island (A-10)
Feb. 19	A	W	93-71	14	La Salle (A-10)
Feb. 22	A	W	73-72	14	#25 Dayton (A-10)
Feb. 26	A	W	80-78	13	Duquesne (OT) (A-10)
Mar. 1	CC	W	71-70	13	George Wash. (A-10)
Mar. 5	A	W	88-80	11	St. Joseph's (OT) (A-10)
Mar. 8	CC	W	96-65	11	Temple (A-10)

ATLANTIC 10 CONFERENCE TOURNAMENT

Mar. 13	N2	W	78-73	10	George Washington
Mar. 14	N2	L	57-63	10	Temple

NCAA TOURNAMENT

Mar. 21	N3	W	71-59	12	Troy
Mar. 23	N3	L	64-77	12	#17 Maryland
N1 - Madison Square Garden (New York, N.Y.)					
N2 - UD Arena (Dayton, Ohio)					
N3 - Gaylord Entertainment Center (Nashville, Tenn.)					

2003-04 (26-11, 10-6 A-10)



**ATLANTIC 10 CONFERENCE TOURNAMENT CHAMPIONS
NCAA TOURNAMENT ELITE EIGHT**

- F – Justin Doellman, Fr., 7.3 ppg. & 3.6 rpg.
- F – Justin Cage, Fr., 4.6 ppg. & 3.4 rpg.
- F – Anthony Myles, Sr., 10.6 ppg. & 6.9 rpg.
- G – Lionel Chalmers, Sr., 16.6 ppg. & 3.3 rpg. & 3.2 apg.
- G – Romain Sato, Sr., 16.3 ppg. & 8.0 rpg.

Note: 6th man Dedrick Finn (So.) led team at 3.4 apg.

XU AP

Nov. 15	CC	W	62-37		Coppin State (BCA Classic)
Nov. 16	CC	W	72-58		Mercer (BCA Classic)
Nov. 17	CC	W	76-66		Oakland (BCA Classic)
Nov. 25	A	L	63-75		Ball State
Nov. 29	N1	L	77-80		Indiana (OT)
Dec. 9	A	W	55-36		Miami (Ohio)
Dec. 13	A	L	70-82		Mississippi State
Dec. 20	CC	W	78-74		LA Lafayette
Dec. 23	A	L	61-68		Iowa State
Dec. 28	CC	W	75-58		Elon
Dec. 30	CC	W	93-76		Morehead State
Jan. 3	CC	W	68-47		Alabama
Jan. 11	A	W	81-67		Rhode Island (A-10)

Jan. 14	A	L	58-71		Duquesne (A-10)
Jan. 17	CC	L	73-81		#6 Saint Joseph's (A-10)
Jan. 21	CC	W	84-45		La Salle (A-10)
Jan. 25	CC	L	44-53		Richmond (A-10)
Jan. 28	A	L	60-81		George Washington (A-10)
Jan. 31	A	L	67-74		Dayton (A-10)
Feb. 3	CC	W	71-69		#10 Cincinnati
Feb. 7	CC	W	74-52		Fordham (A-10)
Feb. 10	A	W	62-51		Richmond (A-10)
Feb. 14	CC	W	64-44		Massachusetts (A-10)
Feb. 18	A	W	78-68		La Salle (A-10)
Feb. 21	CC	W	67-60		Dayton (A-10)
Feb. 25	A	W	65-49		St. Bonaventure (A-10)
Feb. 28	CC	L	68-74		Duquesne (A-10)
Mar. 3	CC	W	83-66		George Washington (A-10)
Mar. 6	A	W	70-69		Temple (A-10)

ATLANTIC 10 CONFERENCE TOURNAMENT

Mar. 10	N2	W	90-64		St. Bonaventure
Mar. 11	N2	W	87-67		#1 Saint Joseph's
Mar. 12	N2	W	70-47		George Washington
Mar. 13	A	W	58-49		Dayton


NCAA TOURNAMENT

Mar. 19	N3	W	80-70		Louisville
Mar. 21	N3	W	89-74		#8 Mississippi St.
Mar. 26	N4	W	79-71		#12 Texas
Mar. 28	N4	L	63-66		#6 Duke
N1 - Conesco Fieldhouse (Indianapolis, Ind.)					
N2 - UD Arena (Dayton, Ohio)					
N3 - TD Waterhouse Centre (Orlando, Fla.)					
N4 - Georgia Dome (Atlanta, Ga.)					

2004-05 (17-12, 10-6 A-10)



**Sean Miller
Head Coach**



- F – Justin Cage, So., 11.1 ppg. & 5.6 rpg.
- F – Justin Doellman, So., 10.9 ppg. & 6.0 rpg.
- C – Brian Thornton, Jr., 10.7 ppg. & 5.8 rpg.
- G – Stanley Burrell, Fr., 12.7 ppg. & 3.2 rpg.
- G – Dedrick Finn, Jr., 8.1 ppg. & 2.2 rpg. & 4.2 apg.

XU AP

Nov. 19	CC	W	69-58		Oakland
Nov. 22	CC	L	54-66		Miami (Ohio)
Nov. 27	A	W	83-70		Miami (Fla.) (OT)
Nov. 30	CC	L	72-73		Creighton
Dec. 11	A	L	69-71		Tennessee
Dec. 18	CC	L	74-80		#20 Mississippi State
Dec. 21	CC	W	69-63		Lehigh
Dec. 28	CC	W	80-74		IPFW
Dec. 30	CC	W	69-46		Marshall
Jan. 3	CC	W	72-59		Iowa State
Jan. 8	A	L	86-90		Mass. (A-10) (3OT)
Jan. 12	CC	W	73-52		Duquesne (A-10)
Jan. 16	A	L	74-76		Fordham (A-10)
Jan. 19	CC	W	81-57		Richmond (A-10)
Jan. 22	CC	L	54-69		Temple (A-10)
Jan. 25	A	W	66-65		George Washington (A-10)
Jan. 29	A	L	59-67		Saint Joseph's (A-10)
Feb. 2	CC	W	62-50		La Salle (A-10)
Feb. 5	CC	W	77-63		Rhode Island (A-10)
Feb. 10	A	L	54-65		#21 Cincinnati
Feb. 13	A	W	83-72		Duquesne (A-10)
Feb. 16	CC	W	67-54		St. Bonaventure (A-10)
Feb. 19	A	L	55-59		Dayton (A-10)
Feb. 23	CC	W	81-62		George Washington (A-10)
Feb. 27	A	L	52-53		La Salle (A-10) (OT)
Mar. 2	A	W	73-64		Richmond (A-10)
Mar. 5	CC	W	74-65		Dayton (A-10)

ATLANTIC 10 CONFERENCE TOURNAMENT

Mar. 10	N1	W	83-70		La Salle
Mar. 11	N1	L	68-73		Saint Joseph's
N1 - U.S. Bank Arena (Cincinnati, Ohio)					

2005-06 (21-11, 8-8 A-10)



ATLANTIC 10 CONFERENCE TOURNAMENT CHAMPIONS

NCAA TOURNAMENT

- F – Josh Duncan, So., 9.1 ppg. & 4.2 rpg.
- F – Justin Cage, Jr., 10.5 ppg. & 5.4 rpg.
- C – Justin Doellman, Jr., 11.0 ppg. & 6.7 rpg.
- G – Stanley Burrell, So., 14.4 ppg. & 2.9 rpg. & 3.3 apg.
- G – Johnny Wolf, Fr., 3.7 ppg. & 1.5 rpg. & 2.0 apg.
- *C – Brian Thornton, Sr., 15.3 ppg. & 6.8 rpg.
- * Started the first 21 games before suffering a season-ending injury on Feb. 11 vs. La Salle.
- Note: 6th man Dedrick Finn (Sr.) led the team at 4.0 apg., although he did not play in any of the final eight games.

XU AP

Nov. 19	CC	W	80-35		Eastern Illinois
Nov. 26	N1	W	74-55		Purdue
Nov. 29	CC	W	81-56		Coppin State
Dec. 3	N2	L	62-65		#12 Illinois
Dec. 7	CC	W	79-51		Florida A&M
Dec. 11	A	W	75-65		Miami (Ohio)
Dec. 18	A	L	59-61		Creighton
Dec. 22	CC	W	78-54		Troy
Dec. 29	CC	W	73-56		Southern
Jan. 4	A	W	62-58		Saint Joseph's (A-10)
Jan. 7	CC	W	99-71		St. Bonaventure (A-10)
Jan. 9	CC	W	82-63		Eastern Kentucky
Jan. 14	A	W	78-65		Charlotte (A-10)
Jan. 19	CC	W	73-71		Cincinnati (OT)
Jan. 22	CC	L	54-59		Saint Louis (A-10)
Jan. 25	A	L	79-81		Temple (A-10)
Jan. 28	CC	W	60-55		Dayton (A-10)
Feb. 2	CC	L	85-89		#10 George Wash. (A-10)
Feb. 5	A	L	47-61		Saint Louis (A-10)
Feb. 8	A	W	63-51		Richmond (A-10)
Feb. 11	CC	L	70-79		La Salle (A-10)
Feb. 15	CC	W	84-64		Fordham (A-10)
Feb. 18	CC	W	91-70		Duquesne (A-10)
Feb. 21	A	L	62-66		Dayton (A-10)
Feb. 25	A	W	85-76		Rhode Island (A-10)
Feb. 28	CC	L	58-68		Saint Joseph's (A-10)
Mar. 4	A	L	56-65		Massachusetts (A-10)

ATLANTIC 10 CONFERENCE TOURNAMENT

Mar. 8	N3	W	75-66		Massachusetts
Mar. 9	N3	W	59-55		Charlotte
Mar. 10	N3	W	70-59		Fordham
Mar. 11	N3	W	62-61		Saint Joseph's

NCAA TOURNAMENT

Mar. 16	N4	L	75-79		Gonzaga
N1 - Wooden Tradition at Conesco Fieldhouse (Indianapolis, Ind.)					
N2 - United Center (Chicago, Ill.)					
N3 - U.S. Bank Arena (Cincinnati, Ohio)					
N4 - Jon M. Huntsman Center (Salt Lake City, Utah)					

2006-07 (25-9, 13-3 A-10)



ATLANTIC 10 CONFERENCE
REGULAR SEASON CO-CHAMPIONS
NCAA TOURNAMENT SECOND ROUND

F - Justin Doellman, Sr., 13.7 ppg. & 5.5 rpg.
F - Justin Cage, Sr., 10.5 ppg. & 5.4 rpg.
F - Brandon Cole, Sr., 5.8 ppg. & 4.7 rpg.
G - Stanley Burrell, Jr., 12.4 ppg. & 2.0 rpg. & 2.4 apg.
G - Drew Lavender, Jr., 11.2 ppg. & 2.4 rpg. & 4.8 apg.
*F - Josh Duncan, Jr., 9.3 ppg. & 3.4 rpg.
Note: Duncan started the first 20 games

Nov. 11	CC	W	79-46	Coastal Carolina
Nov. 17	N1	W	70-67	Virginia Commonwealth
Nov. 19	N1	W	71-66	Villanova
Nov. 20	N1	L	56-63	#8 Alabama
Nov. 25	CC	W	86-68	American
Nov. 29	CC	W	68-53	Miami (Ohio)
Dec. 2	CC	W	95-61	Western Carolina
Dec. 5	CC	W	88-55	24 Detroit
Dec. 9	A	L	67-73	24 Creighton
Dec. 13	A	L	57-67	Cincinnati
Dec. 16	CC	W	76-58	Arizona State
Dec. 20	CC	L	67-68	Bucknell
Dec. 29	N2	W	65-59	Illinois
Jan. 3	N2	W	76-66	Kansas State
Jan. 6	CC	W	76-68	Temple (A-10)
Jan. 11	A	W	71-56	Fordham (A-10)
Jan. 13	A	L	65-76	Saint Louis (A-10)
Jan. 18	CC	W	83-77	Massachusetts (A-10)
Jan. 21	A	L	74-82	Saint Joseph's (A-10)
Jan. 24	A	W	92-66	St. Bonaventure (A-10)
Jan. 27	CC	W	83-67	Dayton (A-10)
Jan. 31	A	L	91-93	Duquesne (A-10)
Feb. 3	CC	W	91-57	Charlotte (A-10)
Feb. 7	CC	W	76-57	Saint Louis (A-10)
Feb. 10	A	W	87-58	George Washington (A-10)
Feb. 17	CC	W	71-50	Richmond (A-10)
Feb. 21	CC	W	98-72	Rhode Island (A-10)
Feb. 24	A	W	75-67	Dayton (A-10)
Feb. 28	CC	W	72-62	Saint Joseph's (A-10)
Mar. 3	A	W	76-65	La Salle (A-10)

ATLANTIC 10 CONFERENCE TOURNAMENT

Mar. 8	N3	W	72-51	Dayton
Mar. 9	N3	L	71-79	Rhode Island

NCAA TOURNAMENT

Mar. 15	N4	W	79-77	Brigham Young
Mar. 17	N4	L	71-78	#1 Ohio State (OT)
N1	U.S. Virgin Islands Paradise Jam			(St. Thomas, V.I.)
N2	U.S. Bank Arena			(Cincinnati, Ohio)
N3	Boardwalk Hall			(Atlantic City, N.J.)
N4	Rupp Arena			(Lexington, Ky.)

2007-08 (30-7, 14-2 A-10)



ATLANTIC 10 CONFERENCE
REGULAR SEASON CHAMPIONS
NCAA TOURNAMENT ELITE EIGHT

F - Josh Duncan, Sr., 12.4 ppg. & 4.7 rpg.
F - Derrick Brown, So., 10.9 ppg. & 6.5 rpg.
F - C.J. Anderson, Jr., 10.7 ppg. & 5.9 rpg.
G - Drew Lavender, Sr., 10.8 ppg. & 2.7 rpg. & 4.5 apg.
G - Stanley Burrell, Sr., 9.7 ppg. & 2.2 rpg. & 3.8 apg.
*C - Jason Love, So., 6.0 ppg. & 5.5 rpg.
Note: Love started 21 out of the last 26 games

Nov. 10	CC	W	90-59	Southeast Missouri State
Nov. 13	A	L	57-59	Miami (Ohio)
Nov. 20	CC	W	98-49	Coppin State
Nov. 23	N1	W	78-65	Kent State

Nov. 24	N1	W	80-65	#8 Indiana
Nov. 28	CC	W	93-68	Oakland
Dec. 1	CC	W	90-49	23 Belmont
Dec. 5	CC	W	79-66	21 Creighton
Dec. 12	CC	W	64-59	17 Cincinnati
Dec. 15	A	L	55-77	17 Arizona State
Dec. 22	CC	L	75-82	#12 Tennessee
Dec. 28	CC	W	65-33	Delaware State
Dec. 31	N2	W	103-77	Kansas State
Jan. 3	CC	W	108-70	Virginia
Jan. 6	A	W	80-57	Auburn
Jan. 9	CC	W	83-68	24 St. Bonaventure (A-10)
Jan. 12	CC	W	68-50	Fordham (A-10)
Jan. 16	A	L	59-78	20 Temple (A-10)
Jan. 19	A	W	74-66	20 George Wash. (A-10)
Jan. 24	CC	W	69-43	23 #16 Dayton (A-10)
Jan. 27	A	W	77-65	23 Massachusetts (A-10)
Feb. 2	CC	W	75-62	15 La Salle (A-10)
Feb. 7	A	W	70-68	13 Saint Louis (A-10)
Feb. 10	CC	W	76-72	13 Saint Joseph's (A-10)
Feb. 13	A	W	62-60	12 Charlotte (A-10)
Feb. 18	A	W	81-77	10 Rhode Island (A-10)
Feb. 21	CC	W	75-48	10 Duquesne (A-10)
Feb. 24	A	W	57-51	10 Dayton (A-10)
Mar. 1	CC	W	66-56	9 George Wash. (A-10)
Mar. 6	A	L	66-71	8 Saint Joseph's (A-10)
Mar. 8	CC	W	86-61	8 Richmond (A-10)

ATLANTIC 10 CONFERENCE TOURNAMENT

Mar. 13	N3	W	74-65	10 Dayton
Mar. 14	N3	L	53-61	10 Saint Joseph's

NCAA TOURNAMENT

Mar. 20	N4	W	73-61	12 Georgia
Mar. 22	N4	W	85-78	12 #20 Purdue
Mar. 27	N5	W	79-75	12 West Virginia (OT)
Mar. 29	N5	L	57-76	12 #3 UCLA
N1	Sears Centre			(Hoffman Estates, Ill.)
N2	U.S. Bank Arena			(Cincinnati, Ohio)
N3	Boardwalk Hall			(Atlantic City, N.J.)
N4	Verizon Center			(Washington D.C.)
N5	U.S. Airways Center			(Phoenix, Ariz.)

2008-09 (27-8, 12-4 A-10)



ATLANTIC 10 CONFERENCE
REGULAR SEASON CHAMPIONS
NCAA TOURNAMENT SWEET 16

F - Derrick Brown, Jr., 13.7 ppg. & 6.1 rpg.
F - C. J. Anderson, Sr., 9.9 ppg. & 5.5 rpg.
C - Jason Love, Jr., 6.7 ppg. & 5.9 rpg.
G - B.J. Raymond, Sr., 14.1 ppg. & 4.1 rpg.
G - Dante Jackson, So., 6.6 ppg. & 3.5 rpg. & 2.7 apg.

Nov. 14	CC	W	71-43	IPFW
Nov. 17	CC	W	81-65	Toledo
Nov. 20	N1	W	75-71	Missouri
Nov. 21	N1	W	63-62	Virginia Tech (OT)
Nov. 23	N1	W	63-58	#13 Memphis
Nov. 29	CC	W	60-53	16 Miami (Ohio)
Dec. 3	CC	W	81-74	14 Auburn
Dec. 10	CC	W	78-56	10 Ohio
Dec. 13	A	W	76-66	10 Cincinnati
Dec. 20	N2	L	64-82	7 #6 Duke
Dec. 23	CC	L	65-74	14 Butler
Dec. 31	CC	W	78-57	22 Robert Morris
Jan. 3	A	W	84-70	22 Virginia
Jan. 8	CC	W	70-44	16 Saint Louis (A-10)
Jan. 11	A	W	86-60	16 Fordham (A-10)
Jan. 15	A	W	67-65	15 Rhode Island (A-10)
Jan. 18	CC	W	73-53	15 La Salle (A-10)
Jan. 21	A	W	84-64	15 St. Bonaventure (A-10)
Jan. 24	A	W	80-70	15 LSU
Jan. 28	CC	W	69-47	10 Charlotte (A-10)
Jan. 31	CC	W	82-80	10 Massachusetts (A-10)
Feb. 5	CC	W	83-74	9 Temple (A-10)
Feb. 7	A	L	68-72	9 Duquesne (A-10)
Feb. 11	A	L	58-71	14 Dayton (A-10)
Feb. 14	CC	W	88-53	14 Fordham (A-10)
Feb. 19	A	L	60-65	16 Charlotte (A-10)
Feb. 22	CC	W	71-53	16 George Wash. (A-10)
Feb. 26	A	W	68-54	19 Saint Joseph's (A-10)
Mar. 5	CC	W	76-59	17 Dayton (A-10)
Mar. 7	A	L	75-80	17 Richmond (A-10)

ATLANTIC 10 CONFERENCE TOURNAMENT

Mar. 12	N3	W	66-47	19 Saint Louis
---------	----	---	-------	----------------

Mar. 13	N3	L	53-55	19 Temple
NCAA TOURNAMENT				
Mar. 20	N4	W	77-59	20 Portland State
Mar. 22	N4	W	60-49	20 Wisconsin
Mar. 26	N5	L	55-60	20 #4 Pittsburgh
N1	Coliseo de Puerto Rico			(San Juan, P.R.)
N2	Izod Center			(East Rutherford, N.J.)
N3	Boardwalk Hall			(Atlantic City, N.J.)
N4	Taco Bell Arena			(Boise, Idaho)
N5	TD Banknorth Garden			(Boston, Mass.)

2009-10 (26-9, 14-2 A-10)



Chris Mack
Head Coach



ATLANTIC 10 CONFERENCE
REGULAR SEASON CO-CHAMPIONS
NCAA TOURNAMENT SWEET 16

F - Dante Jackson, Jr., 6.5 ppg. & 3.2 rpg. & 2.2 apg.
F - Jamel McLean, Jr., 8.5 ppg. & 7.5 rpg.
C - Jason Love, Sr., 11.8 ppg. & 8.7 rpg.
G - Tu Holloway, So., 12.1 ppg. & 2.4 rpg. & 3.9 apg.
G - Jordan Crawford, So., 20.5 ppg. & 4.7 rpg. & 2.9 apg.

Nov. 13	CC	W	83-57	Youngstown State
Nov. 17	CC	W	101-57	Bowling Green
Nov. 21	CC	W	105-65	Sacred Heart
Nov. 26	N1	L	61-71	Marquette
Nov. 27	N1	W	80-67	Creighton
Nov. 29	N1	L	64-69	Baylor
Dec. 4	CC	W	77-61	Kent State
Dec. 8	A	L	56-71	Kansas State
Dec. 13	CC	W	83-79	#19 Cincinnati (2OT)
Dec. 19	A	L	68-69	#21 Butler
Dec. 23	CC	W	70-67	Miami (Ohio)
Dec. 29	CC	W	89-65	LSU
Jan. 3	A	L	92-96	Wake Forest (2OT)
Jan. 7	A	W	68-62	La Salle (A-10)
Jan. 10	A	W	76-69	George Washington (A-10)
Jan. 13	CC	W	86-74	Charlotte (A-10)
Jan. 16	CC	W	78-74	Dayton (A-10)
Jan. 20	A	L	72-77	#16 Temple (A-10)
Jan. 23	CC	W	72-61	Rhode Island (A-10)
Jan. 28	CC	W	86-50	Duquesne (A-10)
Jan. 31	CC	W	108-60	Fordham (A-10)
Feb. 3	A	W	87-79	Massachusetts (A-10)
Feb. 6	A	L	65-90	Dayton (A-10)
Feb. 13	A	W	76-64	Florida
Feb. 17	CC	W	88-52	Saint Joseph's (A-10)
Feb. 20	A	W	81-67	Charlotte (A-10)
Feb. 24	A	W	73-71	Saint Louis (A-10)
Feb. 28	CC	W	78-76	#23 Richmond (A-10) (2OT)
Mar. 3	A	W	82-56	25 Fordham (A-10)
Mar. 6	CC	W	93-72	25 St. Bonaventure (A-10)

ATLANTIC 10 CONFERENCE TOURNAMENT

Mar. 12	N2	W	78-73	24 Dayton
Mar. 13	N2	L	85-89	24 Richmond (OT)
NCAA TOURNAMENT				
Mar. 19	N3	W	65-54	24 Minnesota
Mar. 21	N3	W	71-68	25 #18 Pittsburgh
Mar. 25	N4	L	96-101	25 #7 Kansas State (2OT)
N1	The Milk House			(Lake Buena Vista, Fla.)
N2	Boardwalk Hall			(Atlantic City, N.J.)
N3	Bradley Center			(Milwaukee, Wisc.)
N4	EnergySolutions Arena			(Salt Lake City, Utah)

YEAR-BY-YEAR SCORES

2010-11 (24-8, 15-1 A-10)



ATLANTIC 10 CONFERENCE REGULAR SEASON CHAMPIONS NCAA TOURNAMENT SECOND ROUND

F – Jamel McLean, Sr., 10.6 ppg. & 8.4 rpg.
C – Kenny Frease, Jr., 11.7 ppg. & 7.1 rpg.
G – Mark Lyons, So., 13.6 ppg. & 3.1 rpg. & 3.1 apg.
G – Dante Jackson, Sr., 7.9 ppg. & 3.1 rpg. & 2.0 apg.
G – Tu Holloway, Jr., 19.7 ppg. & 5.0 rpg. & 5.4 apg.

XU AP

Nov. 12	CC	W	68-65	Western Michigan
Nov. 16	CC	W	76-66	IPFW (OT)
Nov. 19	N1	W	86-73	Iowa
Nov. 21	N1	W	57-52	Seton Hall
Nov. 22	N1	L	58-67	Old Dominion
Nov. 27	CC	W	94-90	Wofford (3OT)
Dec. 1	A	L	64-75	Miami (Ohio)
Dec. 9	CC	W	51-49	Butler
Dec. 18	CC	W	83-75	Wake Forest
Dec. 22	A	L	54-64	Gonzaga
Dec. 28	CC	W	88-64	Albany
Dec. 31	CC	L	67-71	Florida
Jan. 6	A	L	46-66	#24 Cincinnati
Jan. 9	A	W	72-45	Rhode Island (A-10)
Jan. 12	CC	W	79-50	Massachusetts (A-10)
Jan. 15	CC	W	81-76	Dayton (A-10)
Jan. 19	A	W	79-65	St. Bonaventure (A-10)
Jan. 22	CC	W	88-77	Temple (A-10)
Jan. 26	CC	W	81-74	George Washington (A-10)
Jan. 29	A	W	85-62	Richmond (A-10)
Feb. 2	A	L	62-66	Charlotte (A-10)
Feb. 5	CC	W	76-68	Saint Louis (A-10)
Feb. 8	A	W	65-57	Georgia
Feb. 13	A	W	71-63	Duquesne (A-10)
Feb. 16	A	W	74-54	24 Saint Joseph's (A-10)
Feb. 19	CC	W	79-72	24 Fordham (A-10)
Feb. 22	CC	W	100-62	25 La Salle (A-10)
Feb. 27	A	W	66-62	25 Dayton (A-10)
Mar. 2	CC	W	68-48	23 Charlotte (A-10)
Mar. 5	A	W	66-55	23 Saint Louis (A-10)

ATLANTIC 10 CONFERENCE TOURNAMENT

Mar. 11 N2 L 67-68 18 Dayton

NCAA TOURNAMENT

Mar. 18 N3 L 55-66 20 Marquette
 N1 – UVI Sport and Fitness Center (St. Thomas, U.S. Virgin Islands)
 N2 – Boardwalk Hall (Atlantic City, N.J.)
 N3 – Quicken Loans Arena (Cleveland, Ohio)

2011-12 (23-13, 10-6 A-10)



NCAA TOURNAMENT SWEET 16

F – Dezmine Wells, Fr., 9.8 ppg. & 4.9 rpg.
F – Andre Walker, Gr., 5.3 ppg. & 5.8 rpg.
C – Kenny Frease, Sr., 10.2 ppg. & 6.1 rpg.
G – Mark Lyons, Jr., 15.1 ppg. & 2.8 apg.
G – Tu Holloway, Sr., 17.5 ppg. & 4.9 apg.

XU AP

Nov. 11	CC	W	74-63	14 Morgan State
Nov. 15	CC	W	86-63	13 IPFW
Nov. 18	CC	W	66-60	13 Miami (Ohio)
Nov. 25	CC	W	70-56	12 Georgia
Nov. 28	A	W	82-70	11 #20 Vanderbilt (OT)
Dec. 3	CC	W	66-63	11 Purdue
Dec. 7	A	W	73-61	8 Butler
Dec. 10	CC	W	76-53	8 Cincinnati
Dec. 18	CC	L	42-64	8 Oral Roberts
Dec. 22	N1	L	59-68	14 Long Beach State
Dec. 23	N1	L	82-84	14 Hawaii (OT)
Dec. 25	N1	W	87-77	14 Southern Illinois
Dec. 31	CC	L	65-72	Gonzaga

Jan. 4	A	L	70-80	La Salle (A-10)
Jan. 7	A	W	67-59	Fordham (A-10)
Jan. 11	CC	W	78-50	Duquesne (A-10)
Jan. 14	CC	W	77-64	St. Bonaventure (A-10)
Jan. 18	CC	W	68-55	Saint Joseph's (A-10)
Jan. 21	A	L	72-87	Dayton (A-10)
Jan. 25	CC	L	68-73	Saint Louis (A-10)
Jan. 28	A	W	74-70	Charlotte (A-10)
Feb. 1	A	W	59-58	George Washington (A-10)
Feb. 4	A	L	68-72	Memphis
Feb. 8	CC	W	84-66	Rhode Island (A-10)
Feb. 11	A	L	72-85	Temple (A-10)
Feb. 18	CC	W	86-83	Dayton (A-10) (OT)
Feb. 21	A	L	73-80	Massachusetts (A-10)
Feb. 25	CC	W	65-57	Richmond (A-10)
Feb. 28	A	L	59-70	Saint Louis (A-10)
Mar. 3	CC	W	72-63	Charlotte (A-10)

ATLANTIC 10 CONFERENCE TOURNAMENT

Mar. 9 N2 W 70-69 Dayton
 Mar. 10 N2 W 71-64 Saint Louis
 Mar. 11 N2 L 56-67 St. Bonaventure

NCAA TOURNAMENT

Mar. 16 N3 W 67-63 Notre Dame
 Mar. 18 N3 W 70-58 Lehigh
 Mar. 23 N4 L 70-75 #9 Baylor
 N1 – Stan Sheriff Center (Honolulu, Hawaii)
 N2 – Boardwalk Hall (Atlantic City, N.J.)
 N3 – Greensboro Coliseum (Greensboro, N.C.)
 N4 – Georgia Dome (Atlanta, Ga.)

2012-13 (17-14, 9-7 A-10)



F – Travis Taylor, Sr., 11.9 ppg. & 9.0 rpg.
F – Justin Martin, So., 7.9 ppg. & 4.7 rpg.
F – Jeff Robinson, Sr., 6.8 ppg. & 4.8 rpg.
G – Semaj Christon, Fr., 15.2 ppg. & 2.9 rpg. & 4.6 apg.
G – Dee Davis, So., 8.2 ppg. & 1.7 rpg. & 3.4 apg.

XU AP

Nov. 9	CC	W	117-75	Farleigh Dickinson
Nov. 13	CC	W	62-47	Butler
Nov. 17	CC	W	61-59	Robert Morris
Nov. 22	N1	L	67-70	Pacific
Nov. 23	N1	W	69-65	Drexel
Nov. 25	N1	W	74-70	Drake
Dec. 1	A	W	63-57	Purdue
Dec. 6	CC	L	64-66	Vanderbilt (OT)
Dec. 9	CC	W	62-55	Kent State
Dec. 19	N2	L	45-60	#11 Cincinnati
Dec. 22	CC	L	55-56	Wofford
Dec. 29	A	L	47-51	Tennessee
Jan. 2	A	L	59-66	Wake Forest
Jan. 10	CC	W	57-52	Temple (A-10)
Jan. 12	CC	W	71-56	George Washington (A-10)
Jan. 16	A	W	66-64	St. Bonaventure (A-10)
Jan. 19	CC	W	70-63	La Salle (A-10)
Jan. 23	A	L	57-63	Charlotte (A-10)
Jan. 26	A	L	49-59	Saint Joseph's (A-10)
Jan. 30	CC	W	66-61	Dayton (A-10)
Feb. 2	A	L	71-73	Richmond (A-10)
Feb. 9	A	W	73-65	Duquesne (A-10)
Feb. 13	CC	W	79-66	Fordham (A-10)
Feb. 16	A	L	59-70	Dayton (A-10)
Feb. 20	A	W	55-42	Rhode Island (A-10)
Feb. 23	CC	L	71-75	#24 VCU (A-10)
Feb. 26	CC	W	64-62	#19 Memphis
Mar. 2	CC	L	72-77	Massachusetts (A-10)
Mar. 6	CC	W	77-66	#16 Saint Louis (A-10) (OT)
Mar. 9	A	L	62-67	Butler (A-10)

ATLANTIC 10 CONFERENCE TOURNAMENT

Mar. 14 N3 L 57-58 Saint Joseph's
 N1 – Anaheim Convention Center (Anaheim, Calif.)
 N2 – U.S. Bank Arena (Cincinnati, Ohio)
 N3 – Barclays Center (Brooklyn, N.Y.)

2013-14 (21-13, 10-8 BIG EAST)



NCAA TOURNAMENT

F – Justin Martin, Jr., 11.7 ppg. & 5.2 rpg.
F – Isaiah Philmore, Sr., 9.3 ppg. & 5.0 rpg.
C – Matt Stainbrook, Jr., 10.6 ppg. & 7.4 rpg. & 2.2 apg.
G – Semaj Christon, So., 17.0 ppg. & 2.7 rpg. & 4.2 apg.
G – Dee Davis, Jr., 7.7 ppg. & 1.8 rpg. & 4.7 apg.

XU AP

Nov. 8	CC	W	83-59	Gardner-Webb
Nov. 12	CC	W	67-63	Tennessee
Nov. 15	CC	W	79-56	Morehead St.
Nov. 20	CC	W	77-51	Miami (OH)
Nov. 25	CC	W	93-65	Abilene Christian
Nov. 28	N1	L	74-77	#23 Iowa (OT)
Nov. 29	N1	L	49-64	Tennessee
Nov. 30	N1	L	78-84	USC
Dec. 7	CC	W	85-73	Bowling Green (OT)
Dec. 10	CC	W	63-60	Evansville
Dec. 14	N2	W	64-47	Cincinnati
Dec. 21	A	W	77-74	Alabama
Dec. 28	CC	W	68-53	Wake Forest
Dec. 31	CC	W	70-68	St. John's (BIG EAST)
Jan. 4	CC	W	79-68	Butler (BIG EAST)
Jan. 9	CC	W	86-79	Marquette (BIG EAST)
Jan. 12	A	L	89-95	Creighton (BIG EAST)
Jan. 15	CC	W	80-67	Georgetown (BIG EAST)
Jan. 20	A	W	84-74	DePaul (BIG EAST)
Jan. 25	A	L	72-81	Providence (BIG EAST)
Feb. 1	CC	L	60-68	Seton Hall (BIG EAST)
Feb. 3	A	L	58-81	#6 Villanova (BIG EAST)
Feb. 8	CC	W	59-53	Providence (BIG EAST)
Feb. 11	A	W	64-50	Butler (BIG EAST)
Feb. 15	A	L	72-81	Marquette (BIG EAST)
Feb. 19	CC	W	83-64	DePaul (BIG EAST)
Feb. 22	A	L	52-74	Georgetown (BIG EAST)
Feb. 25	A	W	65-53	St. John's (BIG EAST)
Mar. 1	CC	W	75-69	#9 Creighton (BIG EAST)
Mar. 3	A	L	62-71	Seton Hall (BIG EAST)
Mar. 6	CC	L	70-77	#6 Villanova (BIG EAST)

BIG EAST CONFERENCE TOURNAMENT

Mar. 13 N3 W 68-65 Marquette
 Mar. 14 N3 L 78-86 #14 Creighton

NCAA TOURNAMENT

Mar. 18 N4 L 59-74 North Carolina State
 N1 – Imperial Arena (Paradise Island, Bahamas)
 N2 – U.S. Bank Arena (Cincinnati, Ohio)
 N3 – Madison Square Garden (New York, N.Y.)
 N4 – University of Dayton Arena (Dayton, Ohio)

2014-15 (23-14, 9-9 BIG EAST)



NCAA TOURNAMENT

F – James Farr, Jr., 4.2 ppg. & 5.3 rpg.
C – Matt Stainbrook, Sr., 12.3 ppg. & 6.9 rpg. & 2.4 apg.
G – Remy Abell, Jr., 8.4 ppg. & 2.0 rpg.
G – Trevon Bluett, Fr., 11.0 ppg. & 4.2 rpg.
G – Dee Davis, Sr., 9.0 ppg. & 2.4 rpg. & 6.0 apg.

XU AP

Nov. 14	CC	W	93-60	Northern Arizona
Nov. 18	CC	W	97-74	Long Beach State
Nov. 21	CC	W	81-63	Stephen F. Austin
Nov. 24	CC	W	89-62	Murray State
Nov. 27	N1	W	82-71	San Diego
Nov. 28	N1	L	73-77	UTEP
Nov. 30	N2	L	70-73	Long Beach State

YEAR-BY-YEAR SCORES

Dec. 6	CC	W	97-84	Alabama
Dec. 9	CC	W	66-43	IUPUI
Dec. 13	A	W	74-58	Missouri
Dec. 20	A	L	88-89	Auburn (ZOT)
Dec. 28	CC	W	71-57	Florida Gulf Coast
Dec. 31	CC	W	70-53	#25 Georgetown (BIG EAST)
Jan. 3	A	L	68-71	DePaul (BIG EAST)
Jan. 7	CC	W	69-58	#19 Seton Hall (BIG EAST)
Jan. 10	A	L	76-88	Butler (BIG EAST)
Jan. 14	A	L	75-88	#5 Villanova (BIG EAST)
Jan. 17	CC	W	62-58	Marquette (BIG EAST)
Jan. 22	A	L	66-69	Providence (BIG EAST) (OT)
Jan. 24	CC	W	89-76	DePaul (BIG EAST)
Jan. 27	A	W	66-53	#21 Georgetown (BIG EAST)
Jan. 31	A	L	82-90	Seton Hall (BIG EAST)
Feb. 4	CC	L	72-79	Creighton (BIG EAST) (OT)
Feb. 7	CC	W	78-69	Providence (BIG EAST)
Feb. 10	A	W	64-44	Marquette (BIG EAST)
Feb. 14	CC	L	70-78	St. John's (BIG EAST)
Feb. 18	A	W	59-57	Cincinnati
Feb. 21	CC	W	73-56	#19 Butler (BIG EAST)
Feb. 23	A	L	57-58	St. John's (BIG EAST)
Feb. 28	CC	L	66-78	#6 Villanova (BIG EAST)
Mar. 7	A	W	74-73	Creighton (BIG EAST)

BIG EAST CONFERENCE TOURNAMENT

Mar. 12	N3	W	67-61	#22 Butler (OT)
Mar. 13	N3	W	65-63	#23 Georgetown
Mar. 14	N3	L	52-69	#4 Villanova

NCAA TOURNAMENT

Mar. 19	N4	W	76-57	Ole Miss
Mar. 21	N4	W	75-67	Georgia State
Mar. 26	N5	L	60-68	#5 Arizona

N1 – Titan Gym (Fullerton, Calif.)
 N2 – Honda Center (Anaheim, Calif.)
 N3 – Madison Square Garden (New York, N.Y.)
 N4 – Veterans Memorial Arena (Jacksonville, Fla.)
 N5 – Staples Center (Los Angeles, Calif.)

2015-16 (28-6, 14-4 BIG EAST)



NCAA TOURNAMENT SECOND ROUND

F – Trevon Bluiett, So., 15.1 ppg. & 6.1 rpg.
F – Jalen Reynolds, Jr., 9.6 ppg. & 6.5 rpg.
G – Myles Davis, Jr., 10.8 ppg. & 4.1 apg.
G – Edmond Sumner, Fr., 11.0 ppg. & 3.6 apg.
G – Remy Abell, Sr., 6.4 ppg. & 1.5 apg.

XU AP

Nov. 13	CC	W	81-72	Miami (Ohio)
Nov. 17	CC	W	78-66	Missouri
Nov. 20	A	W	86-70	#24 Michigan
Nov. 23	CC	W	78-66	23 Northern Kentucky
Nov. 26	N1	W	64-45	23 Alabama
Nov. 27	N1	W	87-77	23 USC
Nov. 29	N1	W	90-61	23 Dayton
Dec. 5	CC	W	95-64	12 Western Kentucky
Dec. 8	CC	W	90-55	12 Wright State
Dec. 12	CC	W	65-55	12 #23 Cincinnati
Dec. 19	CC	W	85-61	10 Auburn
Dec. 22	A	W	78-70	6 Wake Forest
Dec. 31	A	L	64-95	6 #16 Villanova (BIG EAST)
Jan. 2	CC	W	88-69	6 #9 Butler (BIG EAST)
Jan. 6	A	W	74-66	10 St. John's (BIG EAST)
Jan. 12	CC	W	84-64	7 DePaul (BIG EAST)
Jan. 16	A	W	74-66	7 Marquette (BIG EAST)
Jan. 19	CC	L	72-81	5 Georgetown (BIG EAST)
Jan. 23	CC	W	84-76	5 Seton Hall (BIG EAST)
Jan. 26	A	W	75-68	7 #10 Providence (BIG EAST)
Jan. 30	A	W	86-65	7 DePaul (BIG EAST)
Feb. 3	CC	W	90-83	6 St. John's (BIG EAST)
Feb. 6	CC	W	90-82	6 Marquette (BIG EAST)
Feb. 9	A	L	56-70	5 Creighton (BIG EAST)
Feb. 13	A	W	74-57	5 Butler (BIG EAST)
Feb. 17	CC	W	85-74	8 #23 Providence (BIG EAST)
Feb. 20	A	W	88-70	8 Georgetown (BIG EAST)
Feb. 24	CC	W	90-83	5 #1 Villanova (BIG EAST)
Feb. 28	A	L	81-90	5 Seton Hall (BIG EAST)
Mar. 5	CC	W	98-93	5 Creighton (BIG EAST)

BIG EAST CONFERENCE TOURNAMENT

Mar. 10	N2	W	90-72	5 Marquette
Mar. 11	N2	L	83-87	5 Seton Hall

NCAA TOURNAMENT

Mar. 18	N3	W	71-53	9 Weber State
Mar. 20	N3	L	63-66	9 Wisconsin

N1 - HP Fieldhouse (Buena Vista, Fla.)

N2 - Madison Square Garden (New York, N.Y.)
 N3 - Scottrade Center (St. Louis, Mo.)

2016-17 (24-14, 9-9 BIG EAST)



NCAA TOURNAMENT ELITE EIGHT

F – RaShid Gaston, Sr., 7.4 ppg. & 5.9 rpg.
G – Trevon Bluiett, Jr., 18.5 ppg., & 5.7 rpg. & 2.1 apg
G – J.P. Macura, Jr., 14.4 ppg. & 4.4 rpg. & 2.9 apg
G – Quentin Goodin, Fr., 5.1 ppg. & 2.0 rpg. & 3.4 apg.
G – Malcolm Bernard, Sr., 6.6 ppg. & 4.1 rpg.

*Edmond Sumner, So., 15.0 ppg. & 4.3 rpg. & 5.0 apg.

**Tyrique Jones, Fr., 4.2 ppg. & 3.1 rpg.

*Started 20 of first 21 games; injured at St. John's on Jan. 29

**Started 13 of the last 18 games

XU AP

Nov. 11	CC	W	84-81	7 Lehigh
Nov. 14	CC	W	86-53	11 Buffalo
Nov. 17	N1	W	83-82	11 Missouri (OT)
Nov. 18	N1	W	83-77	11 Clemson
Nov. 20	N1	W	67-59	11 Northern Iowa
Nov. 26	CC	W	64-42	9 Northern Iowa
Nov. 29	CC	W	85-55	7 North Dakota State
Dec. 3	A	L	61-76	7 #9 Baylor
Dec. 7	A	L	66-68	13 Colorado
Dec. 10	CC	W	77-69	13 Utah
Dec. 17	CC	W	69-65	17 Wake Forest
Dec. 20	CC	W	85-56	17 Eastern Washington
Dec. 28	CC	W	82-56	17 Providence (BIG EAST)
Dec. 31	A	W	81-76	17 Georgetown (BIG EAST)
Jan. 7	CC	W	97-82	16 St. John's (BIG EAST)
Jan. 10	A	L	54-79	15 #3 Villanova (BIG EAST)
Jan. 14	A	L	78-83	15 #12 Butler (BIG EAST)
Jan. 16	CC	L	67-72	22 #7 Creighton (BIG EAST)
Jan. 22	CC	W	86-75	22 Georgetown (BIG EAST)
Jan. 26	A	L	78-86	24 #19 Cincinnati
Jan. 29	A	W	82-77	24 St. John's (BIG EAST)
Feb. 1	CC	W	72-70	24 Seton Hall (BIG EAST)
Feb. 4	A	W	82-80	24 #22 Creighton (BIG EAST)
Feb. 8	CC	W	72-61	24 DePaul (BIG EAST)
Feb. 11	CC	L	57-73	24 #2 Villanova (BIG EAST)
Feb. 15	A	L	63-75	Providence (BIG EAST)
Feb. 18	A	L	61-83	Marquette (BIG EAST)
Feb. 22	A	L	64-71	Seton Hall (BIG EAST)
Feb. 26	CC	L	79-88	#22 Butler (BIG EAST)
Mar. 1	CC	L	84-95	Marquette (BIG EAST)
Mar. 4	A	W	79-65	DePaul (BIG EAST)

BIG EAST CONFERENCE TOURNAMENT

Mar. 8	N2	W	75-64	DePaul
Mar. 9	N2	W	62-57	#18 Butler
Mar. 10	N2	L	72-75	Creighton

NCAA TOURNAMENT

Mar. 16	N3	W	76-65	Maryland
Mar. 18	N3	W	91-66	#16 Florida State
Mar. 23	N4	W	73-71	#4 Arizona
Mar. 25	N4	L	59-83	#2 Gonzaga

N1 – HP Fieldhouse (Orlando, Fla.)
 N2 – Madison Square Garden (New York, N.Y.)
 N3 – Amway Center (Orlando, Fla.)
 N4 – SAP Center (San Jose, Calif.)

2017-18 (29-6, 15-3 BIG EAST)



BIG EAST REGULAR SEASON CHAMPIONS NCAA TOURNAMENT SECOND ROUND

F – Najj Marshall, Fr., 7.7 ppg. & 4.4 rpg. & 1.6 apg. *
F – Kerem Kanter, Sr., 10.9 ppg. & 4.5 rpg. **
G – Trevon Bluiett, Sr., 19.3 ppg., & 5.5 rpg. & 2.5 apg
G – J.P. Macura, Sr., 12.9 ppg. & 4.5 rpg. & 2.9 apg.
G – Quentin Goodin, So., 8.7 ppg. & 2.9 rpg. & 4.9 apg.

*Started 16 of the last 17 games

**Started 15 of the last 17 games

Tyrique Jones, So., 7.0 ppg. & 4.5 rpg., started 19 games
 Kaiser Gates, Jr., 7.2 ppg. & 4.6 rpg. started 18 games

XU AP

Nov. 10	CC	W	101-49	17 Morehead State
Nov. 13	CC	W	101-75	15 Rider
Nov. 16	A	W	80-70	15 Wisconsin
Nov. 20	CC	W	96-60	15 Hampton
Nov. 23	N1	W	83-64	15 George Washington
Nov. 24	N1	L	86-102	15 Arizona State
Nov. 28	CC	W	76-63	21 #16 Baylor
Dec. 2	CC	W	89-76	21 #11 Cincinnati
Dec. 6	CC	W	96-70	13 Kent State
Dec. 9	CC	W	96-69	13 Colorado
Dec. 16	CC	W	68-66	10 East Tennessee State
Dec. 19	CC	W	81-77	9 Marshall
Dec. 22	A	W	77-67	9 Northern Iowa
Dec. 27	A	W	91-87	6 Marquette (BIG EAST)
Dec. 30	CC	W	77-72	6 DePaul (BIG EAST)
Jan. 2	CC	W	86-79	5 Butler (BIG EAST)
Jan. 6	A	L	72-81	5 Providence (BIG EAST)
Jan. 10	A	L	65-89	10 #1 Villanova (BIG EAST)
Jan. 13	CC	W	92-70	10 #25 Creighton (BIG EAST)
Jan. 17	CC	W	88-82	11 St. John's (BIG EAST)
Jan. 20	A	W	73-64	11 #19 Seton Hall (BIG EAST)
Jan. 24	CC	W	89-70	8 Marquette (BIG EAST)
Jan. 30	A	W	73-68	6 St. John's (BIG EAST)
Feb. 3	CC	W	96-91	6 Georgetown (BIG EAST) (OT)
Feb. 6	A	W	98-93	5 Butler (BIG EAST) (OT)
Feb. 10	A	W	72-71	5 Creighton (BIG EAST)
Feb. 14	CC	W	102-90	4 Seton Hall (BIG EAST)
Feb. 17	CC	L	79-95	4 #3 Villanova (BIG EAST)
Feb. 21	A	W	89-77	4 Georgetown (BIG EAST)
Feb. 28	CC	W	84-74	3 Providence (BIG EAST)
Mar. 3	A	W	65-62	3 DePaul (BIG EAST)

BIG EAST CONFERENCE TOURNAMENT

Mar. 8	N2	W	88-60	3 St. John's
Mar. 9	N2	L	72-75	3 Providence (OT)

NCAA TOURNAMENT

Mar. 16	N3	W	102-83	3 Texas Southern
Mar. 18	N3	L	70-75	3 Florida State

N1 – Orleans Arena (Las Vegas, Nev.)
 N2 – Madison Square Garden (New York, N.Y.)
 N3 – Bridgestone Arena (Nashville, Tenn.)

2018-19 (19-16, 9-9 BIG EAST)



Travis Steele
 Head Coach



NATIONAL INVITATION TOURNAMENT SECOND ROUND

F – Najj Marshall, So., 14.7 ppg. & 7.2 rpg. & 3.4 apg.
F – Zach Hankins, Gr., 10.6 ppg. & 5.3 rpg. & 1.5 bpg.
F – Tyrique Jones, Jr., 11.3 ppg. & 7.7 rpg.
G – Paul Scruggs, So., 12.3 ppg. & 3.3 apg. & 4.9 rpg.
G – Quentin Goodin, Jr., 11.0 ppg. & 4.8 apg. & 3.2 rpg.

Note: Kyle Castlin, Sr., 4.3 ppg. & 3.4 rpg., started 24 games

XU AP

Nov. 6	CC	W	82-69	IUPUI
Nov. 10	CC	W	91-85	Evansville
Nov. 13	CC	L	68-77	Wisconsin
Nov. 19	N1	L	79-88	#8 Auburn (OT)
Nov. 20	N1	L	74-79	San Diego St.
Nov. 21	N1	W	83-74	Illinois
Nov. 28	CC	W	82-55	Miami (Ohio)
Dec. 1	CC	W	73-63	Oakland
Dec. 5	CC	W	82-61	Ohio
Dec. 8	A	L	47-62	Cincinnati
Dec. 15	CC	W	95-77	Eastern Kentucky
Dec. 18	A	L	56-71	Missouri
Dec. 21	CC	W	69-55	Detroit Mercy
Dec. 29	A	W	74-65	DePaul (BIG EAST)
Jan. 2	CC	L	70-80	Seton Hall (BIG EAST)
Jan. 6	A	L	52-70	#16 Marquette (BIG EAST)
Jan. 9	CC	W	81-75	Georgetown (BIG EAST)
Jan. 13	CC	W	70-69	Butler (BIG EAST)
Jan. 18	A	L	75-85	#22 Villanova (BIG EAST)
Jan. 23	CC	L	62-64	Providence (BIG EAST)
Jan. 26	CC	L	82-87	#12 Marquette (BIG EAST)
Jan. 31	A	L	73-80	Georgetown (BIG EAST)

YEAR-BY-YEAR SCORES

Feb. 3	A	L	54-76	Creighton (BIG EAST)
Feb. 9	CC	L	62-74	DePaul (BIG EAST)
Feb. 13	CC	W	64-61	Creighton (BIG EAST) (OT)
Feb. 16	A	W	75-61	Providence (BIG EAST)
Feb. 20	A	W	70-69	Seton Hall (BIG EAST)
Feb. 24	CC	W	66-54	#17 Villanova (BIG EAST)
Feb. 28	A	W	84-73	St. John's (BIG EAST)
Mar. 5	A	L	66-71	Butler (BIG EAST)
Mar. 9	CC	W	81-68	St. John's (BIG EAST)

BIG EAST CONFERENCE TOURNAMENT

Mar. 14	N2	W	63-61	Creighton
Mar. 15	N2	L	67-71	#25 Villanova (OT)

NATIONAL INVITATION TOURNAMENT

Mar. 20	CC	W	78-64	Toledo
Mar. 24	A	L	76-78	Texas (OT)

N1 – Lahaina Civic Center (Maui, Hawaii)

N2 – Madison Square Garden (New York, N.Y.)

2019-20 (19-13, 8-10 BIG EAST)



F – Naji Marshall, Jr., 16.8 ppg. & 6.3 rpg. & 4.0 apg.

F – Tyrique Jones, Sr., 14.0 ppg. & 11.1 rpg. & 1.1 bpg.

F – Zach Freemantle, Fr., 7.5 ppg. & 4.3 rpg.

F – Jason Carter, Gr., 6.9 ppg. & 4.9 rpg. & 1.4 apg.

G – Paul Scruggs, Jr., 12.7 ppg. & 4.5 rpg. & 2.9 apg.

Note: Quentin Goodin, Sr., 6.0 ppg. & 3.1 apg., started 21 games

XU AP

Nov. 5	CC	W	76-57	19	Jacksonville
Nov. 8	CC	W	81-63	19	Siena
Nov. 12	CC	W	63-58	21	Missouri (OT)
Nov. 15	CC	W	59-56	21	Missouri St.
Nov. 21	N1	W	73-51	18	Towson
Nov. 22	N1	W	75-74	18	UConn (ZOT)
Nov. 24	N1	L	65-70	18	Florida
Nov. 30	CC	W	87-62	25	Lipscomb
Dec. 4	CC	W	84-71		Green Bay
Dec. 7	CC	W	73-66		Cincinnati
Dec. 14	A	L	78-80	23	Wake Forest
Dec. 18	CC	W	74-61		Western Carolina
Dec. 22	A	W	67-59		TCU
Dec. 30	A	L	62-68		#10 Villanova (BIG EAST)
Jan. 5	CC	W	75-67		St. Johns (BIG EAST)
Jan. 8	CC	L	71-83		Seton Hall (BIG EAST)
Jan. 11	CC	L	65-77		Creighton (BIG EAST)
Jan. 15	A	L	65-85		Marquette (BIG EAST)
Jan. 22	CC	W	66-57		Georgetown (BIG EAST)
Jan. 26	A	L	66-77		Creighton (BIG EAST)
Jan. 29	CC	L	82-84		Marquette (BIG EAST) (ZOT)
Feb. 1	A	W	74-62		#10 Seton Hall (BIG EAST)
Feb. 4	A	W	67-59		DePaul (BIG EAST)
Feb. 8	CC	W	64-58		Providence (BIG EAST)
Feb. 12	A	L	61-66		#19 Butler (BIG EAST)
Feb. 17	A	W	77-74		St. Johns (BIG EAST)
Feb. 22	CC	L	55-64		#12 Villanova (BIG EAST)
Feb. 25	CC	W	78-67		DePaul (BIG EAST)
Mar. 1	A	W	66-63		Georgetown (BIG EAST)
Mar. 4	A	L	74-80		Providence (BIG EAST)
Mar. 7	CC	L	71-72		Butler (BIG EAST)

BIG EAST CONFERENCE TOURNAMENT

Mar. 11	N2	L	67-71	DePaul
---------	----	---	-------	--------

N1 – TD Arena (Charleston, S.C.)

N2 – Madison Square Garden (New York, N.Y.)

NCAA TOURNAMENT AND NIT CANCELLED DUE TO PANDEMIC.

2020-21 (13-8, 6-7 BIG EAST)

F – Zach Freemantle, So., 16.1 ppg. & 8.9 rpg.

F – Jason Carter, Sr., 5.5 ppg. & 6.0 rpg.

G – Paul Scruggs, Sr., 14.0 ppg. & 5.7 apg. & 4.0 rpg.

G – Colby Jones, Fr., 7.7 ppg. & 4.8 rpg. & 2.9 apg.

G – Adam Kunkel, Jr., 7.0 ppg.

Note: Nate Johnson, Sr., 11.4 ppg., started 16 games

Note: Dwon Odom, Fr., 3.0 apg., started 11 games

XU AP

Nov. 25	CC	W	101-49	Oakland
Nov. 26	CC	W	51-50	Bradley
Nov. 27	CC	W	76-73	Toledo
Nov. 30	CC	W	99-96	Eastern Kentucky (OT)
Dec. 2	CC	W	79-48	Tennessee Tech
Dec. 6	A	W	77-69	Cincinnati
Dec. 9	CC	W	99-77	Oklahoma
Dec. 20	CC	W	91-88	Marquette (BIG EAST)
Dec. 23	A	L	61-66	#13 Creighton (BIG EAST)
Dec. 30	CC	L	68-85	Seton Hall (BIG EAST)
Jan. 6	CC	W	69-61	St. John's (BIG EAST)
Jan. 10	CC	W	74-73	Providence (BIG EAST)
Jan. 30	A	W	68-55	Butler (BIG EAST)
Feb. 13	CC	L	72-80	UConn (BIG EAST)
Feb. 16	A	L	84-93	St. John's (BIG EAST)
Feb. 21	CC	W	63-51	Butler (BIG EAST)
Feb. 24	A	L	68-83	Providence (BIG EAST)
Feb. 27	CC	W	77-69	#13 Creighton (BIG EAST)
Mar. 2	A	L	66-72	Georgetown (BIG EAST)
Mar. 6	A	L	59-66	Marquette (BIG EAST)

BIG EAST CONFERENCE TOURNAMENT

Mar. 10	N1	L	69-70	Butler (OT)
---------	----	---	-------	-------------

N1 – Madison Square Garden (New York, N.Y.)

2021-22 (23-13, 8-11 BIG EAST)



NATIONAL INVITATION TOURNAMENT CHAMPIONS

F – Jack Nunge, Jr., 13.4 ppg. & 7.4 rpg.

F – Zach Freemantle, Jr., 10.4 ppg. & 5.8 rpg.

G – Paul Scruggs, Sr., 11.7 ppg. & 4.2 rpg. & 4.1 apg.

G – Colby Jones, So., 11.6 ppg. & 7.3 rpg. & 3.2 apg.

G – Nate Johnson, Sr., 10.3 ppg. & 2.6 rpg.

Note: Jerome Hunter, Jr., 4.1 ppg. & 2.9 rpg., started 17 games

Note: Dwon Odom, So., 6.3 ppg. & 2.2 apg., started 9 games

Head Coach Travis Steele: First 32 Games

Interim Head Coach Jonas Hayes: Final 4 Games

XU AP

Nov. 9	CC	W	63-60	Niagara
Nov. 12	CC	W	73-59	Kent State
Nov. 18	CC	W	71-65	#19 Ohio State
Nov. 21	CC	W	88-48	Norfolk State
Nov. 24	N1	L	70-82	Iowa State
Nov. 26	N1	W	59-58	Virginia Tech
Dec. 1	CC	W	78-45	Central Michigan
Dec. 5	A	W	77-71	Oklahoma State
Dec. 8	CC	W	96-50	Ball State
Dec. 11	CC	W	83-63	Cincinnati
Dec. 15	CC	W	86-63	Morehead State
Dec. 18	CC	W	80-71	Marquette (BIG EAST)
Dec. 21	A	L	58-71	#23 Villanova (BIG EAST)
Jan. 7	A	W	87-72	Butler (BIG EAST)
Jan. 12	CC	L	60-64	#14 Villanova (BIG EAST)
Jan. 15	CC	W	80-73	Creighton (BIG EAST)
Jan. 19	A	W	68-67	DePaul (BIG EAST)
Jan. 23	A	L	64-75	Marquette (BIG EAST)
Jan. 26	CC	L	62-65	#17 Providence (BIG EAST)
Jan. 29	A	W	74-64	Creighton (BIG EAST)
Feb. 2	CC	W	68-66	Butler (BIG EAST)
Feb. 5	CC	L	65-69	DePaul (BIG EAST)
Feb. 9	A	L	71-73	Seton Hall (BIG EAST)
Feb. 11	CC	W	74-68	#24 UConn (BIG EAST)
Feb. 16	CC	L	73-86	St. John's (BIG EAST)
Feb. 19	A	L	61-72	#24 UConn (BIG EAST)
Feb. 23	A	L	92-99	#11 Providence (BIG EAST) (3OT)
Feb. 26	CC	L	66-82	Seton Hall (BIG EAST)
Mar. 2	A	L	66-81	St. John's (BIG EAST)
Mar. 5	CC	W	97-75	Georgetown (BIG EAST)

BIG EAST CONFERENCE TOURNAMENT

Mar. 9	N2	L	82-89	Butler (OT)
--------	----	---	-------	-------------

NATIONAL INVITATION TOURNAMENT

Mar. 15	CC	W	72-68	Cleveland State
---------	----	---	-------	-----------------



Jonas Hayes
Interim Head Coach

Mar. 20	CC	W	72-56	Florida
Mar. 22	CC	W	75-73	Vanderbilt
Mar. 29	N2	W	84-77	St. Bonaventure
Mar. 31	N2	W	73-72	Texas A&M

N1 – Barclays Center (Brooklyn, N.Y.)

N2 – Madison Square Garden (New York, N.Y.)

2022-23 (27-10, 15-5 BIG EAST)



Sean Miller
Head Coach



NCAA TOURNAMENT SWEET 16

F – Jerome Hunter, Sr., 7.8 ppg., 4.4 rpg., & 1.3 apg.

F – Jack Nunge, Gr., 14.2 ppg., 7.8 rpg., & 2.1 apg.

G – Souley Boum, Gr., 16.4 ppg., 4.3 rpg., & 4.3 apg.

G – Colby Jones, Jr., 15.0 ppg., 5.7 rpg., & 4.4 apg.

G – Adam Kunkel, Sr., 10.9 ppg., 2.7 rpg., & 3.0 apg.

Note: Zach Freemantle, Sr., 15.2 ppg., 8.1 rpg., & 2.9 apg., started 21 games

XU AP

Nov. 7	CC	W	96-73	Morgan State
Nov. 11	CC	W	86-64	Montana
Nov. 15	CC	W	78-65	Fairfield
Nov. 18	CC	L	79-81	#12 Indiana
Nov. 24	N1	W	90-83	Florida
Nov. 25	N1	L	64-71	#8 Duke
Nov. 27	N1	L	84-88	#6 Gonzaga
Nov. 30	CC	W	95-63	Southeastern Louisiana
Dec. 3	CC	W	84-74	West Virginia
Dec. 10	A	W	80-77	Cincinnati
Dec. 13	CC	W	79-59	Southern
Dec. 16	A	W	102-89	Georgetown (BIG EAST)
Dec. 20	CC	W	73-70	Seton Hall (BIG EAST)
Dec. 28	A	W	84-79	22 St. John's (BIG EAST)
Dec. 31	CC	W	83-73	22 #2 UConn (BIG EAST)
Jan. 7	A	W	88-80	18 Villanova (BIG EAST)
Jan. 11	CC	W	90-87	12 Creighton (BIG EAST)
Jan. 15	CC	W	80-76	12 #25 Marquette (BIG EAST)
Jan. 18	A	L	72-73	8 DePaul (BIG EAST)
Jan. 21	CC	W	95-82	8 Georgetown (BIG EAST)
Jan. 25	A	W	82-79	13 #19 UConn (BIG EAST)
Jan. 28	A	L	67-84	13 Creighton (BIG EAST)
Feb. 1	CC	W	85-83	(OT) 16 #17 Providence (BIG EAST)
Feb. 4	CC	W	96-71	16 St. John's (BIG EAST)
Feb. 10	A	L	67-69	13 Butler (BIG EAST)
Feb. 15	A	L	68-69	16 #11 Marquette (BIG EAST)
Feb. 18	CC	W	82-68	16 DePaul (BIG EAST)
Feb. 21	CC	L	63-64	16 Villanova (BIG EAST)
Feb. 24	A	W	82-60	16 Seton Hall (BIG EAST)
Mar. 1	A	W	94-89	19 #20 Providence (BIG EAST)
Mar. 4	CC	W	78-66	19 Butler (BIG EAST)

BIG EAST CONFERENCE TOURNAMENT

Mar. 9	N2	W	89-84	15 DePaul
Mar. 10	N2	W	82-60	15 #24 Creighton
Mar. 11	N2	L	51-65	15 #6 Marquette

NCAA TOURNAMENT

Mar. 17	N3	W	72-67	13 Kennesaw State
Mar. 19	N3	W	84-73	13 Pittsburgh
Mar. 24	N4	L	71-83	13 #5 Texas

N1 – Phil Knight Legacy Tournament (Portland, Ore.)

N2 – Madison Square Garden (New York, N.Y.)

N3 – Greensboro Coliseum (Greensboro, N.C.)

N4 – T-Mobile Center (Kansas City, Mo.)

Year	Record	Atlantic 10, MCC or BIG EAST Conference Record (Finish)	NCAA (seed) or NIT Postseason	Home Attendance Avg. (Sell-outs/Home Games)
2022-23	27-10	15-5 (Second in BIG EAST)	NCAA Sweet 16 (#3 seed)	10,286 (14/17)
2021-22	23-13	8-11 (T-Seventh in BIG EAST)	NIT Champions	9,038 (11/21)
2020-21	13-8	6-7 (Seventh in BIG EAST)	crowd restrictions (13/all games at capacity)	
2019-20	19-13	8-10 (T-Sixth in BIG EAST)	Postseason cancelled (COVID-19)	10,311 (12/17)
2018-19	19-16	9-9 (T-Third in BIG EAST)	NIT Second Round	10,034 (13/18)
2017-18	29-6	15-3 (First in BIG EAST)	NCAA Second Round (#1 seed)	10,475 (18/18)
2016-17	24-14	9-9 (Seventh in BIG EAST)	NCAA Elite Eight (#11 seed)	10,282 (12/16)
2015-16	28-6	14-4 (Second BIG EAST)	NCAA Second Round (#2 seed)	10,281 (11/16)
2014-15	23-14	9-9 (Sixth in BIG EAST)	NCAA Sweet 16 (#6 seed)	9,998 (9/16)
2013-14 (Begin BIG EAST)	21-13	10-8 (T-Third in BIG EAST)	NCAA Tournament (#12 seed)	9,890 (7/17)
2012-13	17-14	9-7 (T-Sixth in Atlantic 10)		9,781 (1/15)
2011-12	23-13	10-6 (T-Third in Atlantic 10)	NCAA Sweet 16 (#10 seed)	10,155 (10/16)
2010-11	24-8	15-1 (First in Atlantic 10)	NCAA Second Round (#6 seed)	10,098 (9/15)
2009-10	26-9	14-2 (T-First in Atlantic 10)	NCAA Sweet 16 (#6 seed)	10,123 (7/15)
2008-09	27-8	12-4 (First in Atlantic 10)	NCAA Sweet 16 (#4 seed)	10,097 (11/15)
2007-08	30-7	14-2 (First in Atlantic 10)	NCAA Elite Eight (#3 seed)	10,008 (9/17)
2006-07	25-9	13-3 (T-First in Atlantic 10)	NCAA Second Round (#9 seed)	9,910 (5/15)
2005-06	21-11	8-8 (T-Seventh in Atlantic 10)*	NCAA Tournament (#14 seed)	9,775 (4/15)
2004-05	17-12	10-6 (T-Second in Atlantic 10 West)		10,027 (7/16)
2003-04	26-11	10-6 (T-Third in Atlantic 10 West)*	NCAA Elite Eight (#7 seed)	9,902 (8/16)
2002-03	26-6	15-1 (First in Atlantic 10 West)	NCAA Second Round (#3 seed)	10,181 (14/15)
2001-02	26-6	14-2 (First in Atlantic 10 West)*	NCAA Second Round (#7 seed)	10,224 (13/14)
2000-01	21-8	12-4 (T-Second in Atlantic 10)	NCAA Tournament (#11 seed)	10,072 (12/14)
1999-00	21-12	9-7 (T-Second in Atlantic 10 West)	NIT Second Round	9,072 (4/15)
1998-99	25-11	12-4 (Second in Atlantic 10 West)	NIT Third Place	9,540 (6/16)
1997-98	22-8	11-5 (T-First in Atlantic 10 West)*	NCAA Tournament (#6 seed)	9,924 (10/14)
1996-97	23-6	13-3 (First in Atlantic 10 West)	NCAA Second Round (#7 seed)	9,436 (5/14)
1995-96 (Begin Atlantic 10)	13-15	8-8 (Third in Atlantic 10 West)		8,871 (5/14)
1994-95	23-5	14-0 (First in MCC)	NCAA Tournament (#11 seed)	8,201 (2/14)
1993-94	22-8	8-2 (First in MCC)	NIT Quarterfinals	6,943 (1/16)
1992-93	24-6	12-2 (T-First in MCC)	NCAA Second Round (#9 seed)	7,236 (1/13)
1991-92	15-12	7-3 (T-Second in MCC)		8,296 (1/14)
1990-91	22-10	11-3 (First in MCC)*	NCAA Second Round (#14 seed)	6,812 (1/15)
1989-90	28-5	12-2 (First in MCC)	NCAA Sweet 16 (#6 seed)	7,757 (2/14)
1988-89	21-12	7-5 (Third in MCC)*	NCAA Tournament (#14 seed)	4,411 (0/15)
1987-88	26-4	9-1 (First in MCC)*	NCAA Tournament (#11 seed)	5,853 (1/15)
1986-87	19-13	7-5 (T-Third in MCC)*	NCAA Second Round (#13 seed)	3,213 (0/15)
1985-86	25-5	10-2 (First in MCC)*	NCAA Tournament (#12 seed)	5,171 (1/14)
1984-85	16-13	7-7 (Fifth in MCC)		4,644 (0/13)
1983-84	22-11	9-5 (Third in MCC)	NIT Quarterfinals	4,788 (0/15)
1982-83	22-8	10-4 (T-Second in MCC)*	NCAA Tournament (#12 seed)	3,002 (0/15)
1981-82	8-20	1-11 (Seventh in MCC)		2,861 (0/15)
1980-81	12-16	8-3 (First in MCC)		2,782 (1/14)
1979-80 (Begin MCC)	8-18	0-5 (Sixth in MCC)		3,769 (0/12)
44-Season Totals	952-453 (.678)		28 NCAA Tournaments/6 NIT	

* Won Conference Tournament Championship

+ Xavier's 44 years of conference play include 103-75 (.579) BIG EAST, 209-79 (.726) Atlantic 10 and 132-60 (.688) MCC records. XU's first conference affiliation was the Ohio Athletic Conference (1920-36). The OAC is still active as an NCAA Division III conference.

+ Xavier has won or shared 18 regular season conference championships over its years in the BIG EAST, Atlantic 10 and MCC (one BIG EAST, nine A-10 and eight MCC), while winning 10 conference tournament championships (four A-10 and six MCC). XU was in the MCC for 16 years (1980-1995) and the A-10 for 18 years (1996-2013). Last season marked Xavier's 10th season in the BIG EAST.

+ Xavier made its 34th postseason appearance in the last 40 postseasons in 2023 (2020 cancelled by the pandemic), including 28 NCAA Tournament berths and six NIT berths during that time. XU only made the NCAA Tournament field one time (1961) before the 1982-83 season.

