




TV/RADIO ROSTER



0 C.J. Wilcher
6-5 195 Freshman
Guard
Plainfield, N.J.



1 Paul Scruggs
6-4 196 Senior
Guard
Indianapolis, Ind.



2 Daniel Ramsey
6-9 233 Sophomore
Forward
Cordele, Ga.



3 Colby Jones
6-5 195 Freshman
Guard
Birmingham, Ala.



5 Adam Kunkel
6-4 176 Junior
Guard
Hebron, Ky.



10 Nate Johnson
6-4 195 Senior
Guard
Miami, Fla.



11 Dwon Odum
6-1 180 Freshman
Guard
Alpharetta, Ga.



13 Bryan Griffin
6-8 230 Senior
Forward
Pomona, N.Y.



14 Ben Stanley
6-6 230 Junior
Forward
Baltimore, Md.




15 Spencer Cody
6-0 170 Junior
Guard
Chicago, Ill.



20 Ramon Singh
6-4 187 Junior
Guard
Sydney, Australia



21 Zak Swetye
6-1 170 Junior
Guard
Darien, Conn..



22 Dieonte Miles
6-10 220 Freshman
Forward
Walton, Ky.



24 KyKy Tandy
6-2 190 Sophomore
Guard
Hopkinsville, Ky.



25 Jason Carter
6-8 227 Senior
Forward
Johnstown, Ohio



32 Zach Freemantle
6-9 225 Sophomore
Forward
Teaneck, N.J.



Travis Steele
Head Coach
3rd Year
Butler '04



Jonas Hayes
Assistant Coach
3rd Year
Georgia '04



Dante Jackson
Assistant Coach
3rd Year
Xavier '11



Ben Johnson
Assistant Coach
3rd Year
Minnesota '05



Mario Mercurio
Assoc. AD for
Basketball Admin.
18th Year • Xavier '03




Matthew Graves
Special Asst. to the
Head Coach
2nd Year • Butler '98



David Fluker
Head Athletic Trainer
18th Year
Wilmington '86



Matt Jennings
Strength and
Conditioning Coach
12th Year • N. Carolina '96



Trey Scotti
Video
Coordinator
4th Year • Indiana '17

2020-21 XAVIER MUSKETEER NUMERICAL ROSTER

NO.	NAME	YR.	POS.	HT.	WT.	HOMETOWN	HIGH SCHOOL(S) / LAST COLLEGE
0	C.J. Wilcher	Fr.	G	6-5	195	Plainfield, N.J.	Roselle Catholic
1	Paul Scruggs	Sr.	G	6-4	196	Indianapolis, Ind.	Southport HS / Prolific Prep (Calif.)
2	Daniel Ramsey	So.	F	6-9	233	Cordele, Ga.	Deerfield Windsor HS / Norcross HS
3	Colby Jones	Fr.	G	6-5	195	Birmingham, Ala.	Mountain Brook
5	Adam Kunkel	Jr.	G	6-4	176	Hebron, Ky.	Cooper HS / Belmont University
10	Nate Johnson*	Sr.	G	6-4	195	Miami, Fla.	McArthur HS / Gardner-Webb University
11	Dwon Odom	Fr.	G	6-1	180	Alpharetta, Ga.	St. Francis HS
13	Bryan Griffin*	Sr.	F	6-8	230	Pomona, N.Y.	Saint Joseph Regional / Mercy College
14	Ben Stanley	Jr.	F	6-6	230	Baltimore, Md.	Millwood HS / Hampton University
15	Spencer Cody	Jr.	G	6-0	170	Chicago, Ill.	DePaul Prep
20	Ramon Singh	Jr.	G	6-4	187	Sydney, Australia	La Lumiere School (Ind.)
21	Zak Swetye	Jr.	G	6-1	170	Darien, Conn.	Darien HS
22	Dieonte Miles	Fr.	F	6-10	220	Walton, Ky.	Walton-Verona HS
24	KyKy Tandy	So.	G	6-2	190	Hopkinsville, Ky.	University Heights Academy
25	Jason Carter*	Sr.	F	6-8	227	Johnstown, Ohio	Johnstown-Monroe HS / Ohio University
32	Zach Freemantle	So.	F	6-9	225	Teaneck, N.J.	Bergen Catholic HS

Head Coach: Travis Steele (Butler '04; 3rd season)

Assistant Coaches: : Jonas Hayes (Georgia '04; 3rd season), Dante Jackson (Xavier '11; 3rd season), Ben Johnson (Minnesota '05; 3rd season)

Associate Athletic Director for Basketball Administration: Mario Mercurio (Xavier '03; 18th season)

Special Assistant to the Head Coach: Matthew Graves (Butler '98; 2nd season)

Head Athletic Trainer: David Fluker (Wilmington '86; 18th season)

Strength and Conditioning Coach: Matt Jennings (North Carolina '96; 12th season)

Video Coordinator: Trey Scotti (Indiana '17; 4th season)

Graduate Program Assistants: Leighton Schrand (Xavier '20; 1st season) and Sean Flannery (John Carroll '20; 1st season)

* Graduate student academically.

STATE / COUNTRY BREAKDOWN

Alabama (1)

Colby Jones

Australia (1)

Ramon Singh

Connecticut (1)

Zak Swetye

Georgia (2)

Dwon Odom
Daniel Ramsey

Florida (1)

Nate Johnson

Illinois (1)

Spencer Cody

Indiana (1)

Paul Scruggs

Kentucky (3)

Adam Kunkel
Dieonte Miles
KyKy Tandy

Maryland (1)

Ben Stanley

New Jersey (2)

C.J. Wilcher
Zach Freemantle

New York (1)

Bryan Griffin

Ohio (1)

Jason Carter

CLASS BREAKDOWN

Seniors (4)

Jason Carter*
Bryan Griffin*
Nate Johnson*
Paul Scruggs

Juniors (5)

Spencer Cody
Adam Kunkel
Ramon Singh
Ben Stanley
Zak Swetye

Sophomores (3)

KyKy Tandy
Zach Freemantle
Daniel Ramsey

Freshmen (4)

Colby Jones
Dwon Odom
Dieonte Miles
C.J. Wilcher

PRONUNCIATIONS

Dante	DAN-tay
Dieonte	Dee-On-tay
Fluker	Flew-ker
KyKy	KEE-kee
Singh	SING
Swetye	SWEE-tie



JASON CARTER

6-8 | 227 | SENIOR | FORWARD | JOHNSTOWN, OHIO
JOHNSTOWN-MONROE HIGH SCHOOL | OHIO UNIVERSITY

@JASON_CARTER_25 | @JASON_CARTER_25



AS A SENIOR (2020-21)

Voted as a captain along with Zach Freemantle and fellow senior Paul Scruggs.

1,000-POINT SCORER

Has scored 1,057 points in his collegiate career, including his 836 at Ohio ... Graduate of Ohio University; Injury redshirt in the 2017-18 season so was able to graduate after using only two years of eligibility.

AS A JUNIOR AT XAVIER (2019-20)

Xavier career-high 17 points, hitting 3-4 3-pointers, vs. Butler on March 7 ... Nine points, hitting 3-3 3-pointers, to go with six assists vs. DePaul on Feb. 25 ... Contributed 10 points and seven rebounds in the win at St. John's on Feb. 17 ... Posted his second double-double as a Musketeer with 11 points and 10 rebounds on Jan. 22 vs. Georgetown ... Started each of the last 31 games ... Scored 14 points on 6-10 shooting, including 2-4 from 3-point range, vs. Seton Hall on Jan. 8 ... Hit 7-9 from the field on his way to 16 points to go with nine rebounds, four assists and four blocks in the win over Western Carolina on Dec. 18 ... Recorded his first double-double as a Musketeer with 12 points and a game-high 11 rebounds vs. Missouri on Nov. 12 and just missed his second on Nov. 21 vs. Towson as he contributed 13 points and nine rebounds ...

AT OHIO

2018-19 Third Team All-Mid-American Conference ... Earned the MAC Commissioner's Award and MAC Honor Roll distinction each of his last two years at Ohio ... Started all 31 games in the 2018-19 season, averaging team highs in scoring (16.5 ppg.) and rebounding (6.7 rpg.), while adding 2.0 assists per game ... Scored in double figures in 26 of the 31 games, including nine 20-point games ... Recorded six double-doubles in scoring-rebounding ... Scored a team-high 17 points against Xavier at Cintas Center (12-5-18) and a career-high 26 points vs. MAC foe Miami (3-8-19) ... Only played in three games in the 2017-18 season due to a leg injury; granted a medical redshirt by NCAA ... Earned a spot on the 2016-17 All-MAC Freshman Team in his first season after contributing 9.9 ppg. and 6.5 rpg. and helping Ohio record a 20-11 season ... Played in all 31 games and started the final 15 contests as a freshman ... Recorded six double-doubles in scoring-rebounding as a freshman ... Started 13 of 18 MAC games ... Scored a season-high 25 points in a win at MAC foe Miami (2-21-17) ... Basketball coach: Saul Phillips.

AT JOHNSTOWN-MONROE HIGH SCHOOL

Averaged 20 points, 11 rebounds, four assists and three blocks per game as a senior

THE CARTER FILE

Full name: Jason Michael Carter

Birthdate/Birthplace: December 23, 1997 in Columbus, Ohio

Parents: Melinda and Jeff Carter; father played basketball at Rio Grande

Siblings: Carson and Michaela; brother plays basketball at Muskingum University

Major: MBA; graduated from Ohio University with a degree in Management and Strategic Leadership

Career goal after basketball: Start my own business or work for one, hopefully becoming a CEO.

Shoe size: 15

Best thing about me as a person: Treat everyone equally with respect

Hobbies: Fishing, reading, cooking and spending time with family

Favorite midnight snack: Bowl of Cocoa Pebbles cereal

Biggest fears: Heights and bees or wasps

First job I ever had: Baling hay

Favorite board game as a kid: Life

Favorite movie: Coach Carter

Who would play me in a movie: Adam Sandler

#25 BY THE NUMBERS – WHO ELSE HAS WORN IT?

Jack Cahill	1952-54	Jim O'Connell	1954-56
Nick Daniels	1975-79	Joe Pangrazio	1966-68
Pat Donovan	1938-39	Dave Plunkett	1972-75
Thomas Freppon	1961-64	Dwayne Wilson	1988-89
Joe Gromada	1968-71	Steve Wolf	1980-83
Jim Haffner	1959-61		
Michael Hawkins	1991-95		
Tom Hext	1964-66		
Robert Himmler	1939-40		
Dante Jackson	2007-11		
Keith Jackson	2001-05		
Leo Murray	1995-97		

25

2016-17

TEAM	DATE	MIN	FG-FGA	3FG-FGA	FT-FTA	O-D-T	PF	A	TO	BLK	STL	PTS
SOUTHERN	11/12	14	1-4	0-0	0-0	2-2-4	0	0	2	0	0	2
SAM HOUSTON STATE	11/14	17	2-4	0-0	2-4	0-7-7	1	0	0	0	0	6
at Georgia Tech	11/18	9	0-2	0-0	0-0	1-1-2	2	0	0	0	0	0
TENNESSEE TECH	11/25	28	5-6	2-3	5-6	0-5-5	2	0	0	3	1	17
at Marshall	11/30	21	3-6	0-1	1-1	4-2-6	2	3	1	1	4	7
BRYANT	12/3	10	0-2	0-1	2-2	0-1-1	2	0	1	0	0	2
at Iona College	12/10	11	2-2	0-0	0-0	1-2-3	1	1	1	0	0	4
MILWAUKEE	12/14	12	1-3	0-0	0-0	3-2-5	0	0	1	1	0	2
CLEVELAND STATE	12/17	12	3-4	1-1	1-2	0-2-2	2	0	2	0	0	8
at WKU	12/21	5	0-2	0-1	0-0	1-0-1	2	0	0	0	0	0
URBANA	12/20	17	2-5	0-1	2-3	3-4-7	1	0	0	1	1	6
WESTERN MICHIGAN	1/3	16	3-4	1-1	0-0	0-2-2	1	2	0	0	0	7
KENT STATE	1/6	11	1-4	1-3	0-0	0-1-1	1	1	0	1	0	3
at Buffalo	1/10	18	2-5	0-1	3-4	4-4-8	1	0	1	0	1	7
EASTERN MICHIGAN	1/14	28	4-7	0-0	6-9	4-7-11	2	0	4	0	0	14
at Akron	1/17	17	3-9	0-2	0-1	2-6-8	5	3	1	0	1	6
at Northern Illinois	1/21	25	7-13	1-4	2-4	3-9-12	2	1	3	2	2	17
TOLEDO	1/24	29	8-16	0-4	4-7	3-4-7	4	0	1	1	20	
at Bowling Green	1/28	26	4-8	0-2	0-0	1-0-7	1	1	1	0	0	8
at Western Michigan	1/31	27	7-16	1-7	6-8	2-3-5	3	1	1	1	1	21
AKRON	2/4	20	3-6	0-0	5-8	1-2-3	5	1	0	0	1	11
CENTRAL MICHIGAN	2/7	18	1-3	0-0	0-0	2-4-6	4	0	1	0	0	2
at Ball State	2/10	31	6-11	0-1	3-4	5-4-9	2	0	3	1	1	15
at Eastern Michigan	2/14	24	2-6	0-0	7-9	3-11-14	4	0	1	0	0	11
BOWLING GREEN	2/18	22	9-11	1-3	0-0	0-5-5	4	0	1	2	1	19
at Miami (Ohio)	2/21	31	10-14	1-3	4-5	3-8-11	2	1	2	1	1	25
at Kent State	2/25	27	3-8	0-1	2-2	1-8-9	5	1	1	0	1	8
BUFFALO	2/28	31	8-13	0-2	3-6	6-3-9	1	2	4	0	1	19
MIAMI (OHIO)	3/3	33	4-10	0-0	8-10	2-15-17	2	0	1	2	0	16
vs. Toledo	3/9	32	9-17	0-2	1-2	5-7-12	1	0	0	1	1	19
vs. Kent State	3/10	21	2-5	0-0	0-0	0-3-3	5	0	2	0	1	4

2018-19

TEAM	DATE	MIN	FG-FGA	3FG-FGA	FT-FTA	O-D-T	PF	A	TO	BLK	STL	PTS
CAMPBELL	11/12	29	8-10	0-0	8-10	1-3-4	4	2	1	1	1	24
vs. South Florida	11/16	19	2-8	0-2	4-4	2-4-6	4	0	1	0	0	8
vs. Loyala Marymount	11/18	31	6-14	0-4	6-8	2-3-5	5	0	0	0	0	18
WILBERFORCE	11/7	21	5-9	0-1	7-9	7-6-13	1	4	4	1	0	17
AUSTIN PEAY	11/24	41	11-22	0-3	3-8	4-6-10	1	4	3	2	0	25
IONA	11/27	26	8-15	1-3	3-4	1-5-6	3	2	2	0	1	20
MARSHALL	12/1	29	9-17	1-1	6-9	2-10-12	3	2	2	0	2	25
at Xavier	12/5	35	6-12	1-1	4-6	1-3-4	3	0	1	0	0	17
RADFORD	12/8	30	7-13	0-1	5-5	2-4-6	4	1	0	0	0	19
at Detroit Mercy	12/15	33	6-14	0-0	8-9	2-1-3	4	0	3	2	0	20
at Purdue	12/20	26	2-9	0-0	0-0	2-1-3	1	2	2	0	1	4
FIU	12/30	34	8-11	0-0	3-5	2-7-9	1	3	2	0	0	19
NORTHERN ILLINOIS	1/5	24	3-7	0-1	3-5	1-6-7	5	2	1	0	0	9
at Bowling Green	1/8	34	8-17	5-7	1-2	1-5-6	0	1	3	0	1	22
at Ball St.	1/12	31	5-12	2-3	1-2	4-5-9	1	2	1	0	1	13
KENT ST.	1/15	31	4-9	1-3	2-2	5-8-13	5	4	4	1	0	11
at Toledo	1/18	33	3-12	2-5	0-0	1-3-4	1	4	1	0	2	8
WESTERN MICHIGAN	1/22	30	4-9	0-2	6-7	3-4-7	1	3	1	1	1	14
BALL ST.	1/26	33	6-13	0-0	4-6	2-4-6	1	4	1	3	2	16
at Northern Illinois	1/29	32	6-15	0-3	3-4	3-3-6	3	1	0	0	1	15
AKRON	2/2	35	7-14	1-2	3-6	5-5-10	2	1	1	2	1	18
at Miami (Ohio)	2/9	33	5-13	1-3	5-8	0-6-6	3	2	0	0	2	16
EASTERN MICHIGAN	2/12	37	7-17	1-4	3-3	1-3-4	3	4	4	0	0	18
at Central Michigan	2/16	29	6-12	0-2	1-3	2-8-10	5	1	7	1	1	13
at Buffalo	2/19	31	5-10	1-1	5-7	1-3-4	0	2	0	1	0	16
BOWLING GREEN	2/23	38	8-12	1-2	6-12	2-6-8	1	1	4	1	1	23
at Kent St.	2/26	33	7-9	3-3	3-4	2-3-5	1	3	2	1	0	20
at Akron	3/2	25	2-7	0-1	3-4	1-4-5	1	3	1	0	1	7
BUFFALO	3/5	32	5-7	0-1	5-5	2-3-5	3	1	0	0	1	15
MIAMI (OHIO)	3/8	33	7-13	1-4	11-12	0-5-5	2	1	2	2	0	26
at Northern Illinois	3/11	35	4-12	1-4	5-8	1-6-7	5	1	1	1	1	14

2019-20

TEAM	DATE	MIN	FG-FGA	3FG-FGA	FT-FTA	O-D-T	PF	A	TO	BLK	STL	PTS
JACKSONVILLE	11/5	12	1-1	0-0	0-0	3-1-4	2	0	2	0	0	2
SIENA	11/8	16	3-7	1-1	2-2	0-0-0	2	1	0	0	1	9
MISSOURI	11/12	38	3-10	0-4	6-6	2-9-11	4	1	1	0	0	12
MISSOURI ST.	11/15	30	1-5	0-0	0-0	1-3-4	0	2	2	2	3	2
vs. Towson	11/21	32	4-6	0-0	5-5	2-7-9	2	1	3	0	1	13
vs. UConn	11/22	47	2-9	2-4	2-2	3-7-10	3	2	3	1	1	8
vs. Florida	11/24	36	1-2	0-0	3-4	1-4-5	3	4	2	1	2	5
LIPSCOMB	11/30	18	2-7	1-2	0-0	3-2-5	0	0	1	3	0	5
GREEN BAY	12/4	21	2-10	0-6	0-0	1-1-2	0	1	2	0	0	4
CINCINNATI	12/7	27	1-4	0-1	3-4	2-1-3	1	4	0	0	0	5
at Wake Forest	12/14	34	3-6	0-0	2-3	1-3-4	2	1	0	2	1	8
WESTERN CARO.	12/18	36	7-9	2-2	0-0	2-7-9	3	4	4	4	1	16
at TCU	12/22	37	3-5	0-0	1-2	1-2-3	3	3	3	0	0	7
at Villanova	12/30	37	1-3	0-0	2-2	0-5-5	1	2	2	2	1	4
ST. JOHN'S (NY)	1/5	15	0-2	0-2	0-0	2-3-3	3	1	2	0	0	0
SETON HALL	1/8	24	6-10	2-4	0-0	0-2-2	2	2	1	0	0	14
CREIGHTON	1/11	38	3-8	2-6	0-0	4-3-7	4	1	1	2	1	8
at Marquette	1/15	28	3-7	0-3	0-0	1-2-3	3	1	1	0	1	6
GEORGETOWN	1/22	32	4-8	0-1	3-5	2-8-10	0	1	1	0	0	11
at Creighton	1/26	27	3-8	0-3	0-0	1-2-3	2	0	0	1	0	6
MARQUETTE	1/29	26	2-7	1-3	0-4	2-2-4	1	0	1	0	0	5
at Seton Hall	2/1	32	3-9	0-2	0-1	3-4-7	3	3	0	0	0	6
at DePaul	2/4	26	1-8	0-1	2-2	3-4-7	1	0	1	0	1	4
PROVIDENCE	2/8	27	2-5	0-1	0-0	1-2-3	1	1	1	0	2	4
at Butler	2/12	19	2-7	0-0	0-0	2-2-4	0	0	2	0	1	4
at St. John's (NY)	2/17	29	4-9	1-3	1-1	3-4-7	1	1	1	1	0	10
VILLANOVA	2/22	27	1-4	1-1	0-0	1-1-2	2	0	2	0	0	3
DEPAUL	2/25	33	3-4	3-3	0-0	2-1-3	1	6	3	1	1	9
at Georgetown	3/1	30	3-7	1-4	0-1	1-4-5	3	0	2	1	1	7
at Providence	3/4	32	1-3	0-2	3-4	2-2-4	3	1	3	1	4	5
BUTLER	3/7	33	5-8	3-4	4-7	1-1-2	2	0	1	0	0	17
vs. DePaul	3/11	39	1-5	0-0	0-0	2-3-5	3	1	0	0	0	2

in 2015-16 en route to earning Associated Press Division II First Team and All-Ohio High School Athletic Association honors for the second year in a row ... Earned Associated Press Division II First Team All-Ohio High School Athletic Association honors as a junior in 2014-15 after averaging 20.9 points, 11.3 rebounds, 2.2 blocks, 1.4 steals and 1.2 assists in leading his team to a 21-4 overall record, a Licking County League title and an OHSAA Division II Central District runner-up finish ... AP OHSAA First Team All-Division II Central District, Central All-District Player of the Year, First Team All-Licking County League and Co-Player of the Year honors as a junior ... basketball coach: Kevin Martin.

CAREER HIGHS AT XAVIER

- Points** - 17 vs. Butler (March 7, 2020)
- Field Goals Made** – 7 vs. Western Carolina (Dec. 18, 2019)
- Field Goals Attempted** – 10 vs. Missouri (Nov. 12, 2019), vs. Green Bay (Dec. 4, 2019) and vs. Seton Hall (Jan. 8, 2020)
- 3-Pt Field Goals Made** – 3 vs. DePaul (Feb. 25, 2020) and vs. Butler (Mar. 7, 2020)
- 3-Pt Field Goals Attempted** – 6 vs. Green Bay (Dec. 4, 2019) and vs. Creighton (Jan. 11, 2020)
- Free Throws Made** – 6 vs. Missouri (Nov. 12, 2019)
- Free Throws Attempted** – 7 vs. Butler (March 7, 2020)
- Rebounds** – 11 vs. Missouri (Nov. 12, 2019)
- Assists** - 6 vs. DePaul (Feb. 25, 2020)
- Blocks** – 4 vs. Western Carolina (Dec. 18, 2019)
- Steals** – 4 at Providence (March 4, 2020)
- Minutes** – 47 vs. UConn (Nov. 22, 2019)

CARTER'S CAREER NUMBERS

Season	G-GS	Min/G	FG-FGA	Pct	3FG-FGA	Pct	FT-FTA	Pct	Off	Def	Tot	Avg	PF	FO	A	TO	Blk	Stl	Pts	Avg
2016-17*	31-15	643/20.7	115-226	.509	9-44	.205	67-98	.684	61	141	202	6.5	70	4	18	37	19	20	306	9.9
2017-18*	3-0	42/14.0	5-17	.294	0-3	.000	10-12	.833	2	8	10	3.3	3	0	5	3	0	5	20	6.7
2018-19*	31-31	963/31.1	180-374	.481	23-67	.343	127-177	.718	65	143	208	6.7	77	5	61	55	21	20	510	16.5
2019-20	32-31	938/29.3	81-203	.399	20-63	.317	39-55	.709	55	102	157	4.9	61	0	45	51	22	23	221	6.9
TOTALS*	97-77	2586/26.7	381-820	.465	52-177	.294	243-342	.711	183	394	577	5.9	211	9	129	146	62	68	1057	10.9

* Includes statistics from Ohio University

CAREER HIGHS AT OHIO UNIVERSITY

Points - 26 vs. Miami (Ohio) (March 8, 2019)

Field Goals Made – 11 vs. Austin Peay (Nov. 24, 2018)

Field Goals Attempted – 22 vs. Austin Peay (Nov. 24, 2018)

3-Pt Field Goals Made – 5 at Bowling Green (Jan. 8, 2019)

3-Pt Field Goals Attempted – 7 at Western Michigan (Jan. 31, 2017) and at Bowling Green (Jan. 8, 2019)

Free Throws Made – 11 vs. Miami (Ohio) (March 8, 2019)

Free Throws Attempted – 12 vs. Bowling Green (Feb. 23, 2019) and vs. Miami (Ohio) (March 8, 2019)

Rebounds – 17 vs. Miami (Ohio) (March 3, 2017)

Assists – 4 vs. Wilberforce (Nov. 7, 2018); vs. Austin Peay (Nov. 24, 2018), vs. Kent State (Jan. 15, 2019), at Toledo (Jan. 18, 2019), vs. Ball State (Jan. 26, 2019) and vs. Eastern Michigan (Feb. 12, 2019)

Blocks – 3 vs. Tennessee Tech (Nov. 25, 2016) and vs. Ball State (Jan. 26, 2019)

Steals – 4 at Marshall (Nov. 30, 2016)

Minutes – 41 vs. Austin Peay (Nov. 24, 2018)



THE GRIFFIN FILE

Full name: Bryan Michael Griffin

Nicknames: BG, Griff

Birthdate/Birthplace: April 30, 1998

Parents: Richard and Desmarie Griffin

Siblings: Brittany and Brendan

Major: MBA; graduated from Mercy College with a bachelor's degree in Health Care Management

Career goal after basketball: Health care administrator in a hospital network and real estate investor on the side

Shoe size: 15

Hobbies: Music and video games. I can learn music lyrics fast. I play NBA2K and Call of Duty but really love playing UFC

Favorite board game as a kid: Clue

Person I'd like to invite to dinner: Elon Musk to talk business knowledge or Anthony Davis to learn his training regimen and mindset

Favorite book: To Kill A Mockingbird

#13 BY THE NUMBERS – WHO ELSE HAS WORN IT?

Naji Marshall	2017-20
Stephen Duckett	2007-09
Chris Hall	1968-70
Kevin Feeney	2009-11
Makindé London	2014-16
Tommy Malone	1958-59
Brandon McIntosh	1998-99
Malcolm McMullen	1947-49
Bob Petroski	1970-72
Rich Piontek	1959-60
Dave Young	1999-03

13



BRYAN GRIFFIN

6-8 | 230 | SENIOR | FORWARD

POMONA, N.Y. | SAINT JOSEPH REGIONAL / MERCY COLLEGE

[@_EASYBUCKETSOO](#) | [@_INGRIFFWETRUST](#)



STEELE ON GRIFFIN

“Bryan brings that physicality you need in the BIG EAST. Bryan is mobile for a big guy and he really attacks the glass. With what we lost off of last year’s team, we really needed to add some rebounding and that is what he does best. Rebounding translates no matter what level you play on. Bryan did not have a lot of offers coming out of high school but he grew in height and he lost about 60 pounds in his first couple years of college. That helped him in his journey to becoming a totally different player. I really love the fact that he is a highly self-motivated, self-made young man.”

2019-20 SEASON AT MERCY COLLEGE

First Team All-Metro for the second straight season ... Earned First Team All-East Coast Conference for a second straight year and Second Team D2CCA All-Region honors ... Led his team in scoring (third in the nation at 14.5 rpg.) and blocks (first in the ECC at 2.0 bpg.) ... Led all of NCAA Division II in overall rebounding (14.5 rpg.) as well as defensive rebounding (10.6 rpg.), ranked third in the nation in double-doubles (17) and seventh in offensive rebounding (3.8 rpg.) ... Earned ECC weekly honors 10 times last season, including a four-time selection as ECC Defensive Player of the Week ... Earned Met Basketball Writers Association Division II-III Player of the Week Honorable Mention four times ... Also led the team in shooting percentage at 51.8 percent ... Set the single-season school record for rebounds with 347... Owns the school record for career

rebounds with 708 ... Also owns Mercy’s career blocks record with 128 ... Passed 1,000 career points during the Feb. 14 game at Roberts Wesleyan and finished his career with 1,100 points ... Had 12 games with 20 or more points; 17 games with 10 or more rebounds, including four games with 20 or more rebounds... Scored a career-high 34 points at nationally-ranked St. Thomas Aquinas (Feb. 1) ... Grabbed a career-high 26 rebounds against Nyack (Dec. 10) and at Molloy (Jan. 18) ... Basketball coach: Michael Maczko.

2018-19 SEASON AT MERCY COLLEGE

Named NABC East All-District Second Team ... Named First Team All-East Coast Conference ... Tabbed First Team All-Met... Named Met Basketball Writers Association Division II-III Player of the Week once and the Honor Roll six times ... Earned ECC weekly honors 11 times, including a four-time selection as ECC Defensive Player of the Week ... Appeared in all 26 games, making 26 starts... Led the team in scoring at 20.3 ppg. (third in the ECC), rebounding at 11.5 rpg. (first in the ECC) and blocks at 2.5 bpg. (second in the MCC) ... Shot 55.9 percent from the floor (No. 4 in ECC) ... Ranked in top five in Division II in rebounds per game and double-doubles ... Had 17 double-doubles and scored in double figures in all but one game... Had 13 games with 20 or more points... Scored a season-high 33 points with a season-high 23 rebounds in win at LIU Post on February 23 ... Contributed 31 points and 19 rebounds in the victory over LIU Post on January 26... Basketball coach: Michael Maczko.

2016-17

TEAM	DATE	MIN	FG-FGA	3FG-FGA	FT-FTA	O-D-T	PF	A	TO	BLK	STL	PTS
vs New Haven	11/11		DNP									
vs St. Michael's	11/12	2	0-1	0-0	0-0	0-1-1	1	0	0	1	0	0
at Nyack College	11/16	3	1-2	0-0	0-0	1-0-1	2	0	1	0	0	2
vs Concordia Col.	11/18	10	2-4	0-0	0-0	0-0-0	3	0	0	3	0	4
at Dominican Col.	11/19	3	0-0	0-0	0-0	0-0-0	1	0	0	0	0	0
BERKELEY	11/22		DNP									
at Caldwell	11/28		DNP									
at Queens (N.Y.)	11/30		DNP									
at Bridgeport	12/03		DNP									
at Georgian Court	12/08		DNP									
LIU POST	12/14		DNP									
MOLLOY	12/17	11	1-2	0-0	2-2	0-0-0	0	0	1	0	0	4
at Daemen	1/2		DNP									
at St. Thomas Aquinas	1/11		DNP									
UDC	1/14		DNP									
at NYIT	1/18		DNP									
BRIDGEPORT	1/21		DNP									
QUEENS (N.Y.)	1/25		DNP									
DAEMEN	1/28		DNP									
at Assumption	1/30		DNP									
at Molloy	2/4		DNP									
at LIU Post	2/8		DNP									
ROBERTS WESLEYAN	2/14		DNP									
AT UDC	2/19		DNP									
ST. THOMAS AQUINAS	2/22		DNP									
NYIT	2/25		DNP									

2017-18

TEAM	DATE	MIN	FG-FGA	3FG-FGA	FT-FTA	O-D-T	PF	A	TO	BLK	STL	PTS
vs St. Michael's	11/11	7	0-0	0-0	0-0	0-0-0	3	0	0	0	0	0
vs New Haven	11/12	3	1-1	0-0	0-0	0-1-1	1	0	0	0	0	2
vs Chestnut Hill	11/18	13	1-3	0-0	2-2	0-2-2	1	0	0	2	0	4
vs Georgian Court	11/19		DNP									
NYACK COLLEGE	11/29	6	0-0	0-0	0-0	0-1-1	0	1	0	0	0	0
FISHER COLLEGE	12/02	13	4-5	0-0	0-0	1-2-3	2	0	0	1	0	8
at NYIT	12/06	3	0-0	0-0	1-2	1-1-2	0	0	0	0	1	1
LIU POST	12/09	3	0-1	0-0	0-0	1-0-1	0	0	0	0	0	0
at Wagner	12/10	13	1-3	0-0	2-2	1-2-3	2	0	2	1	0	4
DAEMEN	12/15	4	0-0	0-0	0-0	0-0-0	0	0	2	0	0	0
ROBERTS WESLEYAN	12/17		DNP									
ASSUMPTION COL.	12/30	2	0-0	0-0	0-0	0-1-1	0	0	0	0	0	0
at St. Thomas Aquinas	1/3		DNP									
DIST. COLUMBIA	1/6	1	0-0	0-0	0-0	0-1-1	0	0	0	0	0	0
at Queens (N.Y.)	1/10		DNP									
MOLLOY COL.	1/13	21	5-8	0-0	1-2	4-4-8	2	0	1	1	1	11
CONCORDIA COL.	1/18	8	1-4	0-0	0-0	1-1-2	2	0	0	0	0	2
BRIDGEPORT	1/20	9	2-4	0-0	1-1	0-3-3	1	0	0	2	0	5
BERKELEY COL.	1/24		DNP									
at Daemen	1/26	4	0-3	0-0	0-0	0-0-0	1	0	0	0	0	0
at Roberts Wesleyan	1/28	12	3-8	0-0	1-1	3-1-4	2	0	2	0	0	7
NYIT	1/31	12	4-8	0-0	1-1	2-5-7	1	0	0	0	1	9
at LIU Post	2/3	5	0-0	0-0	0-0	0-0-0	3	0	0	1	0	0
ST. THOMAS AQUINAS	2/8	9	1-3	0-0	0-0	0-2-2	0	0	0	0	1	2
at Dist. Columbia	2/10	4	1-2	0-1	0-0	1-0-1	0	0	0	1	1	2
MANSFIELD UNIV.	2/14	3	0-0	0-0	0-0	0-0-0	1	0	0	0	0	0
at Bridgeport	2/17	17	8-12	0-0	1-2	0-6-6	0	0	0	2	2	17
QUEENS (N.Y.)	2/21	12	5-7	0-0	1-2	1-3-4	2	0	0	1	0	11
at Molloy College	2/24	14	3-5	0-0	0-0	1-6-7	2	1	0	0	0	6

2018-19

TEAM	DATE	MIN	FG-FGA	3FG-FGA	FT-FTA	O-D-T	PF	A	TO	BLK	STL	PTS
at Felician	11/12	23	6-11	1-2	5-7	2-2-4	4	0	0	1	0	18
at Concordia Col.	11/14	34	10-12	2-2	5-5	3-2-5	4	0	1	1	1	27
at Dominican Col. N.Y.	11/17	24	6-9	1-1	0-2	3-7-10	5	1	0	0	2	13
vs Post University	11/18	40	6-11	1-1	3-4	2-8-10	2	2	1	1	1	16
PACE	11/25	34	5-8	1-1	1-2	2-5-7	5	0	2	1	1	12
at Nyack	11/28	40	6-10	1-2	0-2	3-14-17	4	3	1	2	0	13
ST. THOMAS AQUINAS	12/5	38	4-12	0-3	2-2	3-8-11	3	0	1	3	1	10
Dist. Columbia	12/8	38	7-15	0-2	7-9	2-12-14	4	1	1	2	0	21
QUEENS (N.Y.)	12/12	40	10-17	1-2	5-6	3-9-12	1	0	1	3	0	26
at Molloy	12/15	34	7-14	3-4	1-3	4-12-16	1	0	3	1	1	18
ADELPHI	1/2	33	3-7	0-1	0-0	3-4-7	1	0	2	1	0	6
at Pace	1/5	37	6-12	1-4	3-4	3-7-10	3	3	2	0	0	16
at Bridgeport	1/9	33	12-19	0-2	4-7	8-9-17	3	1	3	5	1	28
DAEMEN	1/18	38	9-12	0-1	4-5	5-12-17	3	1	0	0	2	22
ROBERTS WESLEYAN	1/20	38	9-18	2-3	3-4	2-4-6	1	1	0	5	0	23
at NYIT	1/23	27	8-13	1-3	6-7	3-8-11	3	1	1	1	0	23
LIU POST	1/26	39	13-23	1-2	4-6	9-10-19	4	4	1	4	0	31
at St. Thomas Aquinas	1/30	37	9-19	2-5	2-3	3-9-12	3	0	0	7	1	22
DIST. COLUMBIA	2/2	38	13-23	2-4	2-2	5-8-13	4	1	2	4	0	30
BRIDGEPORT	2/6	40	7-14	0-1	3-6	4-5-9	3	0	2	2	1	17
at Queens (N.Y.)	2/13	36	7-14	3-4	2-7	2-9-11	4	1	3	7	0	19
MOLLOY	2/16	40	10-23	1-4	3-3	5-9-14	3	1	0	3	0	24
NYIT	2/21	30	7-12	0-0	1-2	2-6-8	5	2	2	2	1	15
at LIU Post	2/23	38	14-22	2-3	3-4	3-20-23	1	2	2	1	0	33
at Daemen	3/1	38	11-19	3-5	1-2	5-4-9	4	2	6	5	0	26
at Roberts Wesleyan	3/3	39	9-14	0-1	1-1	2-6-8	2	0	2	2	1	19

2017-18 AND 2016-17 SEASONS AT MERCY COLLEGE

Appeared in 24 games under Michael Maczko as a sophomore ... Averaged 3.8 points and 2.5 rebounds per game in 8.3 minutes per game ... Recorded a season-high 17 points on 8-of-12 shooting at Bridgeport on February 17 ... Saw action in five contests in 2016-17, earning a redshirt season.

AT SAINT JOSEPH REGIONAL HIGH SCHOOL

Earned All-State and All-League honors playing for head coach Michael Doherty ... 2016 Bergen County Champion.

2019-20

TEAM	DATE	MIN	FG-FGA	3FG-FGA	FT-FTA	O-D-T	PF	A	TO	BLK	STL	PTS
SOUTHERN N.H.	11/09	36	9-14	2-3	6-9	1-5-6	3	0	5	3	3	26
DOMINICAN	11/10	36	10-16	2-3	5-7	4-10-14	2	0	1	2	0	27
FELICIAN	11/13	38	9-17	1-2	3-4	5-9-14	2	1	4	1	0	22
at Post	11/16	36	6-15	0-2	3-6	1-8-9	2	0	2	0	0	15
at Pace	11/20	23	4-9	0-1	2-4	2-6-8	2	0	2	2	0	10
GEORGIAN COURT	11/23	33	7-12	1-3	2-2	1-7-8	4	0	1	0	0	17
CONCORDIA	11/26	40	10-17	3-6	3-8	3-11-14	4	2	0	3	0	26
ST. THOMAS AQUINAS	12/05	39	5-13	1-3	2-4	6-13-19	2	1	8	3	0	13
NYACK	12/10	39	8-18	0-2	1-4	9-17-26	4	0	1	3	0	17
DAEMEN	12/13		DNP									
ROBERTS WESLEYAN	12/15		DNP									
NOTRE DAME (OH)	12/21	13	0-3	0-0	3-4	2-3-5	4	0	2	0	1	3
at Adelphi	1/1	34	8-18	0-4	2-2	5-12-17	2	0	3	1	1	18
at New York Tech	1/8	30	4-9	0-2	2-4	4-14-18	0	0	3	3	1	10
DIST. COLUMBIA	1/11	34	8-14	0-1	2-4	2-11-13	4	0	3	3	0	18
at Queens (NY)	1/15	33	9-17	0-0	2-7	3-9-12	2	1	1	3	1	20
at Molloy	1/18	39	11-24	2-2	4-6	9-17-26	3	3	5	2	1	28
BRIDGEPORT	1/25	39	8-12	0-1	4-8	2-10-12	3	1	3	4	0	20
at St. Thomas Aquinas	2/1	36	12-18	1-1	9-14	5-13-18	4	1	4	1	0	34
at Dist. Columbia	2/5	40	5-19	0-3	3-3	2-15-17	2	1	1	2	0	13
NEW YORK TECH	2/8	40	10-19	0-1	3-3	5-12-17	2	4	4	3	1	23
at Roberts Wesleyan	2/14	35	13-20	0-1	1-2	4-14-18	4	1	1	2	0	27
at Daemen	2/16	35	13-17	0-3	1-1	3-4-7	1	2	1	1	0	27
MOLLOY	2/19	31	3-9	0-1	6-7	1-7-8	1	0	3	2	2	12
QUEENS	2/22	40	10-21	2-3	6-10	8-12-20	3	1	0	2	0	28
at Bridgeport	2/29	39	8-16	0-3	1-2	5-16-21	2	0	4	2	1	17



GRIFFIN'S CAREER HIGHS AT MERCY

Points - 34 at Saint Thomas Aquinas (Feb. 1, 2020)
Field Goals Made – 14 at LIU Post (Feb. 23, 2019)
Field Goals Attempted – 24 at Molloy (Jan. 18, 2020)
3-Pt Field Goals Made – 3 vs. Molloy (Dec. 15, 2018), at Queens (NY) (Feb. 13, 2019), vs. Daeman (March 1, 2019) and vs. Concordia (Nov. 26, 2019)
3-Pt Field Goals Attempted – 6 vs. Concordia (Nov. 26, 2019)
Free Throws Made – 9 at Saint Thomas Aquinas (Feb. 1, 2020)
Free Throws Attempted – 14 at Saint Thomas Aquinas (Feb. 1, 2020)

Rebounds – 26 vs. Nyack (Dec. 10, 2019) and at Molloy (Jan. 18, 2020)
Assists - 4 vs. LIU Post (Jan. 26, 2019); vs. New York Tech (Feb. 8, 2020)
Blocks – 7 at Saint Thomas Aquinas (Jan. 30, 2019) and at Queens (NY) (Feb. 13, 2019)
Steals – 3 vs. Southern New Hampshire (Nov. 9, 2019)
Minutes – 40 nine times

GRIFFIN'S CAREER NUMBERS

Season	G-GS	Min/G	FG-FGA	Pct	3FG-FGA	Pct	FT-FTA	Pct	Off	Def	Tot	Avg	PF	FO	A	TO	Blk	Stl	Pts	Avg
2016-17	5-0	29-5.8	4-9	.444	0-0	.000	2-2	1.000	1	1	2	0.4	7	0	0	2	4	0	10	2.0
2017-18	24-0	198/8.3	40-77	.519	0-1	.000	11-15	.733	17	42	59	2.5	26	0	2	7	12	7	91	3.8
2018-19	26-26	926/35.6	214-383	.559	29-63	.460	71-105	.676	91	209	300	11.5	80	3	27	39	64	14	528	20.3
2019-20	24-22	838/34.9	190-367	.518	15-51	.294	76-125	.608	92	255	347	14.5	62	0	19	62	48	12	471	19.6
TOTALS	79-48	1991/25.2	448-836	.536	44-115	.383	160-247	.648	201	507	708	9.0	175	3	48	110	128	33	1100	13.9





NATE JOHNSON

6-4 | 195 | SENIOR | GUARD | MIAMI, FLA.
McARTHUR HIGH SCHOOL | GARDNER-WEBB

@NATEJOHNSON_10 | @NATEJOHNSON.10



STEELE ON JOHNSON

“Nate is a guy that will impact our team on both ends of the court. Nate brings a great deal of versatility, which is what you want at the wing position in today’s game. He can guard multiple positions and he’s a very good shooter. We made it a priority to add some shooting to our lineup for this season. Nate has been well-coached in college and had an opportunity to play in the last NCAA Tournament. He is a leader and is going to be a great voice in the locker room.”

2019-20 SEASON AT GARDNER-WEBB

Second Team All-Big South Conference ... Finished second on the team in scoring at 13.5 ppg., ranking 13th in the Big South ... Earned a reputation as an excellent shooter, hitting 84.5 percent (71-84) from the free-throw line and 41.1 percent (74-180) from 3-point range ... Finished third in the Big South in 3-point field goals at 2.5 made per game and his free-throw percentage would have led the Big South but he fell just short of the 2.5 free throws made per game minimum ... Scored a career-high 29 points on the strength of a career-high eight 3-pointers in an overtime win at High Point on Jan. 23 ... Scored 27 points on the strength of a career-high eight 3-pointers at Radford on Jan. 8 ... Also excelled on the defensive end, ranking second in the league in steals at 1.7 per game while also contributing 4.7

rebounds per game ... Split a pair of games against Big South rival Hampton and current teammate Ben Stanley, averaging 18.5 points and 4.0 rebounds for the two games ... Played in 77 games during his three-year career at Gardner-Webb, earning 64 starts in 65 games played over his final two seasons ... Hit 136 3-pointers over the last two seasons combined ... Basketball coach: Tim Craft.

2018-19 AND 2017-18 AT GARDNER-WEBB

Started all 35 games on the wing in the 2018-19 season, including GWU’s 2019 NCAA Tournament First Round game against eventual champion Virginia ... Ranked third on the team with an average of 31.0 minutes per game ... Averaged 9.7 points, 4.0 rebounds and 1.7 assists per game ... Led the team with 53 steals, which ranked fourth in the Big South ... Scored in double figures 19 times ... Netted a season-high 20 points in the win over UNC Wilmington Nov. 24 ... Scored 17 points at Virginia Tech on Nov. 9 ... Scored 19 points at Presbyterian on Feb. 9 ... Shot 38.8 percent from long distance (62-of-160) ... Ranked second on the team in 3-pointers made ... Shot an efficient 76.9 percent from the free-throw line (40-of-52) ... Played in 12 games as a freshman in 2017-18 ... Basketball coach: Tim Craft.

AT MCARTHUR (FLA.) HIGH SCHOOL

Earned All-State honors ... First Team All-

THE JOHNSON FILE

Full name: Nathan Eugene Johnson Jr.

Nickname: Some call me Turtle-Man (thanks to my brother Johnathan)

Birthdate/Birthplace: April 25, 1998 in Killeen, Texas

Parents: Nathan Sr. and Carol Cruse

Siblings: Johnathan, Jessica, Jenika, Brinae, Xavier and twins Myles and Mya

Major: Sports Administration; graduated from Gardner-Webb with a degree in Communications.

Shoe size: 12

Hobbies: Bowling, golf and video games. I am a really good bowler.

I’m as good as anyone at: Ping-Pong

Favorite board game as a kid: Checkers

Favorite sports memory: Played in the 2019 NCAA Tournament against eventual champion Virginia

My most meaningful tattoo: One that reads Romans 8:31 - “If God is for us, then who can be against us.”

Favorite athletes: My Dad, who played semi-professional football, and Carmelo Anthony, the GOAT, who has great swagger and love of the game

Who would play me in a movie: Chris Tucker

#10 BY THE NUMBERS – WHO ELSE HAS WORN IT?

Leighton Schrand	2016-20	Jim Rippe	1972-75
Remy Abell	2014-16	Romain Sato	2000-04
Doug Alt	1969-72	Steve Thomas	1962-66
Joe Bowman	1984-86	Jamal Walker	1987-91
Chick Boxwell	1947-51	John Zeides	1968-69
Victor Fleming	1980-84		
Chris Hall	1967-68		
Ricky Jannott	1959-60		
Dave Lynch	1966-67		
Mark Lyons	2008-12		
Leo McDermott	1960-62		
David Payton	1975-79		

10

Broward County choice by the Ft. Lauderdale Sun-Sentinel and the Miami Herald ... Averaged 22.5 points, 6.1 rebounds, 3.3 assists, 2.2 steals and 2.0 blocks per game as a senior under Warren Gale ... Scored a season-high 32 points in a showdown with national power Blanche Ely High ... Played his junior season at Miami Beach High, where he averaged 13.1 points, 7.6 rebounds and 5.6 assists per game.

2017-18

TEAM	DATE	MIN	FG-FGA	3FG-FGA	FT-FTA	O-D-T	PF	A	TO	BLK	STL	PTS
at #12 Miami	11/10	16	2-6	0-4	0-1	0-3-3	0	2	0	0	1	4
at Florida	11/13	12	1-2	1-2	0-0	0-0-0	1	1	0	0	0	3
at UCF	11/15	6	0-1	0-1	0-1	0-0-0	0	2	0	0	0	0
Warren Wilson	11/18	14	5-10	3-8	0-2	0-4-4	0	3	1	2	0	13
Brevard	11/21	18	4-8	1-3	0-0	1-1-2	1	1	2	0	0	9
at Wright State	11/24	9	0-2	0-0	0-0	1-2-3	1	0	2	0	1	0
vs Fairfield	11/25	4	0-2	0-2	0-0	0-0-0	0	0	1	0	0	0
Jacksonville	11/26	13	0-2	0-2	0-0	1-0-1	0	1	2	0	0	0
USC Upstate	12/2	16	2-4	1-3	0-0	0-2-2	1	2	1	1	1	5
at Auburn	12/6	9	1-4	0-2	0-0	0-1-1	0	0	3	0	0	2
at Maryland	12/9	3	0-1	0-1	0-0	0-0-0	1	0	1	1	0	0
Toccoa Falls	12/20	16	2-9	0-6	5-6	0-0-0	1	3	0	1	3	9



2018-19

TEAM	DATE	MIN	FG-FGA	3FG-FGA	FT-FTA	O-D-T	PF	A	TO	BLK	STL	PTS
at VCU	11/6	30	2-6	1-4	0-0	0-0-0	1	0	1	0	0	5
at Virginia Tech	11/9	33	7-12	3-7	0-1	1-0-1	4	2	4	2	2	17
at Furman	11/13	33	4-6	2-3	0-1	0-1-1	5	3	2	0	2	10
at Savannah State	11/16	28	4-12	3-9	0-1	1-2-3	1	3	1	0	3	11
vs Eastern Illinois	11/23	28	4-6	2-3	0-0	0-6-6	3	1	1	0	0	10
vs UNC Wilmington	11/24	34	7-9	5-7	1-2	1-3-4	1	3	3	1	3	20
vs Arkansas State	11/25	36	3-6	2-4	4-4	0-1-1	2	3	0	0	2	12
at USC Upstate	11/28	32	2-6	0-4	0-0	0-5-5	1	3	0	0	3	4
Savannah State	12/1	28	6-16	3-9	0-0	0-5-5	2	2	2	0	4	15
Bob Jones	12/6	27	4-8	2-4	2-3	0-5-5	2	0	1	2	12	12
Johnson & Wales	12/8	22	5-9	2-4	1-2	0-2-2	0	4	0	2	2	13
Kennesaw State	12/13	18	2-4	1-3	2-3	0-2-2	4	0	1	0	0	7
at Georgia Tech	12/17	33	2-3	2-3	0-0	0-3-3	1	2	0	0	2	6
Brevard	12/19	22	1-4	0-3	2-2	0-3-3	0	1	1	0	4	4
at Wake Forest	12/29	22	1-4	1-4	3-3	0-7-7	3	3	1	0	2	6
at Campbell	1/5	34	3-7	1-5	4-4	0-6-6	3	0	1	1	11	11
USC Upstate	1/12	35	3-6	3-4	3-4	0-3-3	0	1	2	1	2	12
at Radford	1/17	31	2-4	1-2	0-0	1-1-2	2	1	0	0	0	5
Hampton	1/19	32	4-10	2-5	5-6	0-3-3	5	1	0	1	1	15
at Winthrop	1/24	33	5-12	3-6	2-3	0-8-8	5	2	0	0	3	15
at Charleston So.	1/26	33	0-7	0-5	2-2	0-7-7	4	3	1	2	3	0
High Point	1/30	30	2-5	2-4	2-2	0-3-3	0	0	3	1	0	8
UNC Asheville	2/2	38	6-9	2-5	1-1	1-1-2	4	3	0	0	1	15
at Longwood	2/7	32	2-4	1-3	0-0	0-3-3	5	2	2	1	0	5
at Presbyterian	2/9	37	7-11	3-6	2-2	0-3-3	4	2	1	0	0	19
Charleston So.	2/13	32	4-7	2-5	0-0	0-8-8	2	2	3	0	1	10
Winthrop	2/16	35	5-11	3-7	1-2	1-4-5	1	0	0	0	2	14
at UNC Asheville	2/21	31	1-4	1-3	0-0	0-4-4	3	3	0	0	1	3
at High Point	2/23	29	5-8	5-8	0-0	0-2-2	1	1	0	0	1	15
Presbyterian	2/27	34	3-11	0-5	0-0	1-7-8	3	1	0	1	2	6
Longwood	3/2	29	2-5	1-3	0-0	1-2-3	3	2	1	0	0	5
vs High Point	3/7	36	3-8	0-4	2-2	0-5-5	2	2	0	2	1	8
at Campbell	3/8	34	4-8	2-4	0-0	0-1-1	1	0	0	1	0	10
at Radford	3/10	28	1-3	1-3	1-2	2-7-9	1	1	1	0	1	4
vs Virginia	3/22	34	2-7	0-2	0-0	2-5-7	2	3	3	0	2	4

2019-20

TEAM	DATE	MIN	FG-FGA	3FG-FGA	FT-FTA	O-D-T	PF	A	TO	BLK	STL	PTS
FURMAN	11/5	34	2-9	2-5	1-2	1-4-5	2	2	1	2	4	7
at Western Caro.	11/9	31	2-7	0-2	2-2	2-1-3	3	0	5	2	1	6
at North Caro.	11/15	32	5-13	1-7	0-0	0-5-5	3	0	2	0	3	11
at Wichita St.	11/19	20	1-7	1-4	1-2	1-1-2	3	0	2	0	1	4
at South Caro.	11/22	31	4-10	1-4	1-2	0-5-5	3	1	1	0	1	10
vs. UT Martin	11/26	14	2-4	2-3	1-2	0-1-1	2	2	3	0	1	7
vs. Northern Colo.	11/27	35	4-6	3-4	2-2	1-3-4	0	0	1	0	1	13
COKER	12/3	34	5-9	1-3	0-0	3-2-5	0	3	1	1	3	11
at Wofford	12/7	28	2-7	1-3	5-5	2-2-4	0	3	0	0	0	10
at Kennesaw St.	12/13		DNP									
Virginia Tech	12/15		DNP									
BOB JONES	12/19	1	0-0	0-0	0-0	0-0-0	0	0	0	0	0	0
at Campbell	1/2	33	3-6	1-1	10-11	3-5-8	2	0	2	0	2	17
PRESBYTERIAN	1/4	31	5-11	5-11	4-4	1-0-1	4	0	2	0	2	19
RADFORD	1/8	36	9-19	8-14	1-1	2-1-3	1	1	2	0	1	27
at Winthrop	1/11	33	3-8	1-6	0-0	1-9-10	5	2	2	0	4	7
USC UPSTATE	1/18	30	4-8	2-5	4-4	1-2-3	2	0	2	0	2	14
at High Point	1/23	43	8-13	8-13	5-6	0-8-8	2	2	2	1	0	29
CHARLESTON S.	1/25	47	3-12	2-6	3-4	1-7-8	2	3	1	1	2	11
at UNC Asheville	1/30	35	2-5	1-2	1-2	1-4-5	1	3	1	0	1	6
LONGWOOD	2/1	35	3-8	2-5	3-3	2-4-6	2	0	5	1	2	11
at Presbyterian	2/6	34	3-12	2-8	2-4	2-5-7	2	0	3	0	3	10
at USC Upstate	2/8	33	7-13	2-6	1-1	2-4-6	2	0	2	1	1	17
HIGH POINT	2/10	33	6-13	4-10	1-2	1-3-4	4	3	2	1	2	17
WINTHROP	2/13	39	7-14	3-9	2-2	1-6-7	2	1	3	1	4	19
at Hampton	2/20	40	6-14	3-8	5-6	1-3-4	4	2	2	0	3	20
CAMPBELL	2/22	36	5-8	3-5	8-9	0-7-7	1	3	0	1	2	21
HAMPTON	2/24	33	6-9	3-5	2-2	0-4-4	4	0	0	0	1	17
at Charleston S.	2/27	40	7-14	5-12	2-2	0-6-6	0	3	1	0	1	21
at Radford	2/29	28	7-11	3-7	2-2	1-1-2	5	1	1	0	2	19
vs. UNC Asheville	3/5	40	5-14	2-7	2-2	1-3-4	3	1	0	0	2	14
vs. Winthrop	3/6	27	4-9	2-5	0-0	1-3-4	5	0	2	0	0	10

JOHNSON'S CAREER HIGHS AT GARDNER-WEBB

- Points - 29 at High Point (Jan. 8, 2020)
- Field Goals Made - 9 vs. Radford (Jan. 8, 2020)
- Field Goals Attempted - 19 vs. Radford (Jan. 8, 2020)
- 3-Pt Field Goals Made - vs. Radford (Jan. 8, 2020) and 8 at High Point (Jan. 23, 2020)
- 3-Pt Field Goals Attempted - 14 vs. Radford (Jan. 8, 2020)
- Free Throws Made - 10 at Campbell (Jan. 2, 2020)
- Free Throws Attempted - 11 at Campbell (Jan. 2, 2020)
- Rebounds - 10 at Winthrop (Jan. 11, 2020)
- Assists - 4 vs. Johnson & Wales (Dec. 8, 2018)

- Blocks - 2 vs. Warren Wilson (Nov. 18, 2017), at Virginia Tech (Nov. 9, 2018), vs. Johnson & Wales (Dec. 8, 2018), at Charleston Southern (Jan. 26, 2019), vs. High Point (Mar. 7, 2019), vs. Furman (Nov. 5, 2019) and at Western Carolina (Nov. 9, 2019)
- Steals - 4 vs. Savannah State (Dec. 1, 2018), vs. Brevard (Dec. 19, 2018), vs. Furman (Nov. 5, 2019), at Winthrop (Jan. 11, 2020) and vs. Winthrop (Feb. 13, 2020)
- Minutes - 47 vs. Charleston Southern (Jan. 25, 2020)

JOHNSON'S CAREER NUMBERS AT GARDNER-WEBB

Season	G-GS	Min/G	FG-FGA	Pct	3FG-FGA	Pct	FT-FTA	Pct	Off	Def	Tot	Avg	PF	FO	A	TO	Blk	Stl	Pts	Avg
2017-18*	12-0	136/11.3	17-51	.333	6-34	.176	5-10	.500	3	13	16	1.3	6	0	15	14	5	6	45	3.8
2018-19*	35-35	1083/30.9	118-258	.457	62-160	.388	40-52	.769	12	128	140	4.0	81	4	60	35	17	53	338	9.7
2019-20*	30-29	966/32.2	130-293	.444	74-180	.411	71-84	.845	32	109	141	4.7	69	3	36	50	13	51	405	13.5
TOTALS*	77-64	2185/28.4	265-602	.440	142-374	.380	116-146	.795	47	250	297	3.9	156	7	111	99	35	110	788	10.2

* Includes statistics from Gardner-Webb



PAUL SCRUGGS

**6-4 | 196 | SENIOR | GUARD | INDIANAPOLIS, IND.
SOUTHPORT HIGH SCHOOL | PROLIFIC PREP (CALIF.)**

THE1PAULSCRUGGS | @THE1PAULSCRUGGS



SENIOR HONOR ROLL (2020-21)

Voted as a captain along with Zach Freeman and fellow senior Jason Carter ... Selected by the BIG EAST Conference coaches to the preseason Second Team All-BIG EAST ... The Naismith Memorial Basketball Hall of Fame announced him among the 20 watch list members for the 2021 Jerry West Shooting Guard of the Year Award; award is named after Class of 1980 Hall of Famer and 1959 NCAA Final Four Most Valuable Player Jerry West, the annual honor in its seventh year recognizes the top shooting guards in Division I men's college basketball.

AS A JUNIOR (2019-20)

Sat out the final three games of the season with an injury ... Scored in double figures in 21 games out of his 28 games played, including 19 points vs. Creighton on Jan. 11, 17 points vs. Seton Hall on Jan. 8 and a career-high 30 points on 13-19 shooting at Wake Forest on Dec. 14 ... Third on the team in scoring at 12.7 ppg., which ranked 16th in the BIG EAST ... Led the team in scoring five times, including his 16-point effort in the win over St. John's on Feb. 17 ... Game-high 24 points in the Charleston Classic championship game vs. Florida on Nov. 24 ... Missed the Siena game on Nov. 8 with an injury ... Has started each of the last 63 games that he has played.

2019-20 BIG EAST HONORS

Named to the BIG EAST Conference Weekly Honor Roll twice as a junior ... Earned the honor on Nov. 25 after averaging 18.0 points, 4.0 rebounds, 2.7 assists and 1.7 steals for Xavier's three games in the Charleston Classic, while also earning a spot on the All-Tournament Team ... Named to the BIG EAST Honor Roll the week before for his efforts in wins over Missouri on Nov. 12 and Missouri State on Nov. 15; averaged 13.0 points, 4.5 rebounds, 2.5 assists and 1.5 steals and scored all 12 of his points vs. Missouri in the final 13:07, including four points in the five-minute overtime.

2019 ALL-BIG EAST TOURNAMENT HONORS

Named to the BIG EAST Conference Championship All-Tournament Team ... Averaged 18.5 points, 7.0 rebounds and 5.0 assists for Xavier's two tournament games ... Led Xavier with 28 points on a career-high tying nine field goals, a career-high 11 rebounds and seven assists (one shy of his career high) in the 71-67 overtime loss to eventual champion Villanova in the semifinals on March 15.

AS A SOPHOMORE (2018-19)

Started each of Xavier's 35 games, the only Musketeer who started every game ... Second on the team in scoring (21st in the BIG EAST at 12.3 ppg.), including a game-high 22 points in the win over St. John's on March 9 ... 14 points with six rebounds in the

THE SCRUGGS FILE

Full name: Paul Edward Scruggs

Nickname: Scrizzel

Birthdate/Birthplace: March 9, 1998 in Indianapolis, Ind.

Parents: Dan and Brenda Scruggs

Siblings: J.W., Dominique, Jeremy, Nick, Aaron, Dan III

Major: Liberal Arts

Career goal outside basketball: Own my own business

Shoe size: 13.5

I chose my number: Because I will be the first person in my family to graduate college.

Best thing about me as a player: I pass first

Best thing about me as a person: I am very easy to talk to

Pre-game ritual: Listen to old-school R&B music

My favorite place that I have visited: The Bahamas

Favorite meal: Chicken Alfredo

Food that I don't like: Vegetables

Favorite athlete/team: LeBron James; the team that LeBron James is playing for

Favorite TV shows: Spongebob and Tom & Jerry; I love to watch cartoons

Best birthday gift ever: Seeing my family

#1 BY THE NUMBERS – WHO ELSE HAS WORN IT?

Josh Duncan	2004-08
Jalen Reynolds	2012-16
Jaison Williams	2001-02

1

Villanova win on Feb. 24 and a team-high tying 21-point game on Jan. 26 vs. Marquette to go with five assists and three steals ... Second on the team in double-figure scoring games with 23 ... Second on the team in 3-point field goal percentage (.375) Led the team in steals at 1.2 spg. (10th in the BIG EAST) and was third in assists at 3.3 apg. (12th in the BIG EAST) ... Contributed 4.9 rebounds per game (fourth on the team) ... Hit a career-high five 3-pointers vs. Butler on Jan. 13; led Xavier with 23 points to go with eight rebounds and six assists in the Butler win ... Team-high 22-point effort on the strength of nine made field goals vs. Seton Hall on Jan. 2 and his first career double-double with 17 points and 10 rebounds at Marquette on Jan. 6 ... Had his streak of eight straight double-figure scoring games snapped at Missouri on Dec. 18 ... Had one of his best games on Dec. 5 vs. Ohio, leading Xavier with 21 points on 8-of-9 shooting from the field to go with five rebounds and career highs of eight assists and four steals ... 24 points vs. Evansville on Nov. 10 ... 16 points, seven rebounds, four assists and three steals on Nov. 19 vs. Auburn.

SCRUGGS EARNED BIG EAST WEEKLY HONORS AS A SOPHOMORE

BIG EAST Conference Weekly Honor Roll for the second time in the 2018-19 season after averaging 17.5 points, 5.5 rebounds and 2.0 assists in Xavier's games at Butler on March 5 and vs. St. John's on March 9, including a game-high 22 points on his 21st birthday on March 9 in the win over St. John's ... Also earned it for his efforts in the wins over Georgetown on Jan. 9 and Butler on Jan. 13; averaged 16.5 points, 6.5 rebounds, 5.0 assists, 1.0 steals and 0.5 blocks for the two games.

AS A FRESHMAN (2017-18)

Three of his five double-figure scoring games came in the last five games of the season, including 11 in the outright regular season BIG EAST Championship clinching victory at DePaul on March 3 and 11 in the NCAA Tournament clash with Florida State on March 18 ... Scored a season-high 15 points in the BIG EAST Tournament game vs. Providence on March 9 (his 20th birthday), hitting 4-of-5 from the field, including 2-of-2 3-pointers ... Nine points and two assists in 13 minutes vs. Seton Hall on Feb. 14 ... Averaged 6.0 points, 1.8 assists and 0.9 turnovers in 17.6 minutes per game over the last 17 games compared with 3.9 points, 1.7 assists and 1.9 turnovers in 15.9 minutes per game for his first 17 games ... Had 10 points and two assists in the Marquette win on Jan. 24 and six points and a career-high five assists in the win at Seton Hall on Jan. 20 ... Dished off four assists with zero turnovers at Marquette on Dec. 27 ... Scored 13 points vs. Rider on Nov. 13 ... Scored six points to go with four rebounds, four assists, a block and two steals with zero turnovers in 24 minutes in his collegiate debut vs. Morehead State on Nov. 10.

AT SOUTHPORT AND PROLIFIC PREP

Played at Southport High School (Ind.) under Kyle Simpson for three years before transferring to Prolific Prep (Calif.) for his senior year ... During his three years at Southport he averaged 16.4 ppg., 7.4 rpg., 4.5 apg., and 2.3 spg., including 19.8 ppg., 7.9 rpg., 4.1 apg. and 3.0 spg. as a junior ... 2016 Indiana Mr. Basketball Candidate ... Two-time attendee at the Stephen Curry Select All-American Camp ... Transferred to Prolific Prep in Napa, California for his senior season under Billy McKnight, but played only five games before having his season cut short by an injury in December of 2016.

CAREER HIGHS AT XAVIER

- Points** – 30 at Wake Forest (Dec. 14, 2019)
- Field Goals Made** – 13 at Wake Forest (Dec. 14, 2019)
- Field Goals Attempted** – 22 vs. Florida (Nov. 24, 2019)
- 3-Pt Field Goals Made** – 5 vs. Butler (Jan. 13, 2019)
- 3-Pt Field Goals Attempted** – 9 vs. Toledo (March 20, 2019) and at Wake Forest (Dec. 14, 2019)
- Free Throws Made** – 7 at Marquette (Jan. 6, 2019)
- Free Throws Attempted** – 9 vs. Villanova (March 15, 2019)

- Rebounds** – 11 vs. Villanova (March 15, 2019)
- Assists** – 8 vs. Ohio (Dec. 5, 2018)
- Blocks** – 3 vs. Miami (Ohio) (Nov. 28, 2018) and Georgetown (Jan. 22, 2020)
- Steals** – 4 vs. Ohio (Dec. 5, 2018)
- Minutes** – 45 vs. Villanova (March 15, 2019) and 45 vs. Marquette (Jan. 29, 2020)

SCRUGG'S CAREER NUMBERS AT XAVIER

Season	G-GS	Min/G	FG-FGA	Pct	3FG-FGA	Pct	FT-FTA	Pct	Off	Def	Tot	Avg	PF	FO	A	TO	Blk	Stl	Pts	Avg
2017-18	34-0	571/16.8	60-132	.455	14-46	.304	34-47	.723	5	62	67	2.0	66	1	59	49	9	18	168	4.9
2018-19	35-35	1151/32.9	154-334	.461	51-136	.375	70-95	.737	45	127	172	4.9	98	4	117	95	18	43	429	12.3
2019-20	28-28	932/33.3	136-294	.463	44-118	.373	40-54	.741	28	97	125	4.5	89	7	81	79	12	34	356	12.7
TOTALS	97-63	2654/27.4	350-760	.461	109-300	.363	144-196	.735	78	286	364	3.8	253	12	257	223	39	95	953	9.8



PAUL SCRUGGS

2017-18

TEAM	DATE	MIN	FG-FGA	3FG-FGA	FT-FTA	O-D-T	PF	A	TO	BLK	STL	PTS
MOREHEAD STATE	11/10	24	3-7	0-2	0-0	0-4-4	2	4	0	1	2	6
RIDER	11/13	20	5-9	1-4	2-3	0-4-4	2	1	0	0	0	13
at Wisconsin	11/16	17	1-2	0-0	0-0	0-1-1	0	1	1	0	0	2
HAMPTON	11/20	24	2-6	1-2	1-2	1-2-3	3	3	2	0	0	6
vs. George Wash.	11/23	14	3-3	0-0	1-3	0-1-1	0	1	2	0	0	7
vs. Arizona State	11/24	14	0-1	0-0	4-4	0-1-1	1	0	3	0	0	4
BAYLOR	11/28	13	0-1	0-1	0-0	0-2-2	1	2	2	0	1	0
CINCINNATI	12/2	11	0-1	0-0	0-0	0-2-2	1	0	2	0	0	0
KENT STATE	12/6	20	0-3	0-1	1-2	1-1-2	2	2	2	1	1	1
COLORADO	12/9	14	2-3	0-0	1-2	1-1-2	3	1	3	0	0	5
ETSU	12/16		DNP									
MARSHALL	12/19	18	2-6	0-0	2-2	0-3-3	1	3	2	0	0	6
at UNI	12/22	12	1-3	0-2	0-0	0-1-1	2	0	3	0	1	2
at Marquette	12/27	16	1-3	0-2	0-0	0-1-1	0	4	0	0	0	2
DEPAUL	12/30	14	2-5	0-3	0-0	0-0-0	1	2	2	0	2	4
BUTLER	1/2	12	0-1	0-1	0-0	0-2-2	0	3	0	1	0	0
at Providence	1/6	8	0-0	0-0	0-0	0-1-1	1	1	4	1	0	0
at Villanova	1/10	20	3-4	0-1	2-2	1-2-3	4	1	5	0	1	8
CREIGHTON	1/13	21	2-5	2-3	0-0	0-1-1	2	2	1	1	2	6
ST. JOHN'S	1/17	11	2-4	1-1	0-0	0-0-0	1	2	1	0	0	5
at Seton Hall	1/20	23	2-6	0-3	2-4	0-1-1	3	5	1	0	1	6
MARQUETTE	1/24	18	4-6	1-2	1-1	0-1-1	2	2	0	0	1	10
at St. John's	1/30	16	2-2	1-1	1-2	0-2-2	2	1	0	2	1	6
GEORGETOWN	2/3	20	1-3	1-2	2-2	0-1-1	5	3	1	0	0	5
at Butler	2/6	19	1-2	0-0	0-0	0-3-3	3	2	0	0	0	2
at Creighton	2/10	13	1-5	0-1	0-0	0-2-2	1	0	2	0	0	2
SETON HALL	2/14	13	3-6	1-2	2-2	0-1-1	2	2	1	0	0	9
VILLANOVA	2/17	14	2-2	0-0	1-1	0-4-4	4	0	2	0	1	5
at Georgetown	2/21	15	2-4	0-1	0-0	0-2-2	3	1	1	0	1	4
PROVIDENCE	2/28	15	0-1	0-0	1-2	0-1-1	4	1	1	0	0	1
at DePaul	3/3	17	5-8	1-2	0-0	1-3-4	1	1	0	2	11	
at St. John's	3/8	19	0-3	0-2	0-0	0-5-5	1	2	0	1	0	0
vs. Providence	3/9	22	4-5	2-2	5-5	0-2-2	4	1	1	0	1	15
vs. Texas Southern	3/16	20	1-3	1-3	1-2	0-3-3	3	3	2	1	0	4
vs. Florida State	3/18	24	3-9	1-2	4-6	0-1-1	1	2	1	0	0	11

2018-19

TEAM	DATE	MIN	FG-FGA	3FG-FGA	FT-FTA	O-D-T	PF	A	TO	BLK	STL	PTS
IUPUI	11/6	24	2-3	1-2	0-1	1-5-6	5	4	4	0	2	5
EVANSVILLE	11/10	34	8-15	4-7	4-6	3-3-6	3	5	1	0	1	24
WISCONSIN	11/13	23	3-5	0-2	0-1	0-0-0	3	2	3	0	0	6
vs. Auburn	11/19	34	5-10	2-4	4-4	2-5-7	4	4	4	2	3	16
vs. San Diego State	11/20	34	5-15	0-5	1-1	1-5-6	5	2	1	0	3	11
vs. Illinois	11/21	31	4-8	0-1	2-3	1-7-8	2	4	1	1	0	10
MIAMI (OHIO)	11/28	21	5-6	2-3	0-0	0-0-0	3	2	1	3	0	12
OAKLAND	12/1	30	4-8	0-0	2-2	1-4-5	5	4	2	1	3	10
OHIO	12/5	31	8-9	3-4	2-2	3-2-5	4	8	4	0	4	21
at Cincinnati	12/8	31	4-8	1-2	2-2	3-2-5	3	0	3	1	1	11
EASTERN KENTUCKY	12/15	19	5-5	2-2	2-2	1-3-4	3	0	4	0	2	14
at Mizou	12/18	35	1-7	1-2	3-4	1-2-3	4	2	4	0	0	6
DETROIT MERCY	12/21	30	3-7	1-1	2-2	2-3-5	2	3	8	2	2	9
at DePaul	12/29	38	4-10	2-6	1-2	0-4-4	3	2	1	0	0	11
SETON HALL	1/2	39	9-18	2-5	2-3	4-0-4	3	3	0	0	1	22
at Marquette	1/6	33	5-11	0-1	7-8	4-6-10	5	1	0	1	0	17
GEORGETOWN	1/9	40	3-9	0-2	4-4	0-5-5	1	4	1	0	1	10
BUTLER	1/13	40	8-15	5-8	2-3	2-6-8	1	6	2	1	1	23
at Villanova	1/18	36	3-8	1-2	0-0	1-3-4	1	4	3	0	1	7
PROVIDENCE	1/23	37	5-11	2-6	2-2	1-1-2	3	4	5	0	3	14
MARQUETTE	1/26	38	8-15	3-4	2-2	0-4-4	3	5	0	1	3	21
at Georgetown	1/31	40	6-14	3-6	0-0	0-7-7	4	3	4	0	1	15
at Creighton	2/3	36	2-7	1-4	0-0	0-5-5	1	4	0	0	3	5
DEPAUL	2/9	37	5-11	2-7	1-2	1-4-5	2	3	6	1	1	13
CREIGHTON	2/13	27	1-4	0-2	1-2	2-6-8	1	4	5	2	0	3
at Providence	2/16	30	2-5	1-1	1-2	0-2-2	3	6	5	0	2	6
at Seton Hall	2/20	21	0-3	0-1	1-2	1-3-4	2	3	4	1	0	1
VILLANOVA	2/24	32	4-7	2-4	4-6	0-6-6	2	2	0	0	0	14
at St. John's	2/28	28	2-4	0-2	2-2	0-1-1	3	2	4	0	1	6
at Butler	3/5	30	5-10	2-7	1-2	0-5-5	3	0	1	0	1	13
ST. JOHN'S	3/9	40	7-18	2-8	6-8	1-5-6	3	4	3	0	0	22
vs. Creighton	3/14	38	3-10	0-5	3-4	0-3-3	3	3	3	1	0	9
vs. Villanova	3/15	45	9-14	4-7	6-9	4-7-11	2	7	4	0	2	28
TOLEDO	3/20	34	4-15	2-9	0-0	4-2-6	1	3	2	0	0	10
at Texas	3/24	35	2-9	0-4	0-2	1-1-2	2	4	2	0	1	4

2019-20

TEAM	DATE	MIN	FG-FGA	3FG-FGA	FT-FTA	O-D-T	PF	A	TO	BLK	STL	PTS
JACKSONVILLE	11/05	29	5-11	2-7	0-0	0-3-3	2	2	2	0	3	12
SIENA	11/08		DNP									
MISSOURI	11/12	40	5-11	0-5	2-2	1-4-5	5	0	2	1	1	12
MISSOURI ST.	11/15	37	5-8	2-5	2-4	2-2-4	1	5	1	0	2	14
vs. Towson	11/21	32	5-7	1-2	0-0	0-4-4	2	5	1	0	3	11
vs. UConn	11/22	37	7-14	3-6	2-2	1-4-5	5	2	3	1	1	19
vs. Florida	11/24	35	10-22	2-7	2-2	2-1-3	5	1	6	1	1	24
LIPSCOMB	11/30	27	7-13	1-3	0-0	2-4-6	2	6	3	0	2	15
GREEN BAY	12/4	33	5-10	2-6	2-2	3-1-4	3	2	3	0	1	14
CINCINNATI	12/7	26	3-7	1-2	0-0	0-3-3	3	1	2	1	1	7
at Wake Forest	12/14	38	13-19	4-9	0-0	2-3-5	3	1	3	1	1	30
WESTERN CARO.	12/18	33	3-8	1-4	2-2	0-5-5	3	0	8	1	1	9
at TCU	12/22	35	3-10	1-4	3-4	3-1-4	3	2	3	1	1	10
at Villanova	12/30	37	5-9	0-1	2-2	0-3-3	4	6	3	0	1	12
ST. JOHN'S (NY)	1/5	26	4-9	2-4	4-7	0-4-4	4	2	2	0	0	14
SETON HALL	1/8	35	7-11	3-3	0-0	2-3-5	4	3	2	0	2	17
CREIGHTON	1/11	36	9-13	1-1	0-1	3-6-9	2	2	3	1	1	19
at Marquette	1/15	25	4-10	1-3	2-4	1-1-2	4	5	0	0	0	11
GEORGETOWN	1/22	37	2-15	1-6	0-0	0-3-3	3	5	2	3	1	5
at Creighton	1/26	39	2-8	0-1	3-4	1-9-10	5	6	4	0	1	7
MARQUETTE	1/29	45	6-11	0-1	0-0	1-4-5	5	3	3	0	1	12
at Seton Hall	2/1	32	2-6	1-2	2-4	0-4-4	1	0	4	0	0	7
at DePaul	2/4	36	5-9	3-6	0-0	0-7-7	2	1	4	0	0	13
PROVIDENCE	2/8	34	4-12	2-7	3-4	0-4-4	1	5	0	0	1	13
at Butler	2/12	24	1-9	1-5	0-0	0-0-0	3	0	2	0	1	3
at St. John's (NY)	2/17	31	6-12	4-8	0-0	2-2-4	5	3	4	0	1	16
VILLANOVA	2/22	32	3-7	0-1	4-4	1-7-8	2	5	5	0	3	10
DEPAUL	2/25	32	3-8	3-5	3-4	0-3-3	2	4	0	0	1	12
at Georgetown	3/1	29	2-5	2-4	2-2	1-2-3	5	4	4	1	2	8
at Providence	3/4		DNP									
BUTLER	3/7		DNP									
vs. DePaul	3/11		DNP									



THE KUNKEL FILE

Full name: Adam Terrence Kunkel

Nicknames: AK, Kunk

Birthdate/Birthplace: December 9, 1999 in Erlanger, Ky.

Parents: Greg and Patti Kunkel; father played football at the University of Kentucky

Siblings: Jared and Tyler

Major: Sports Management

Shoe size: 12.5

Favorite sports moment to date: The NCAA Tournament win over Temple in 2019

Pregame ritual: Putting my wristband in my sock.

Team I'd love to play against: Kentucky

First job I ever had: Lazer Kraze

Favorite board game as a kid: Candyland

Favorite food: Salmon

Favorite place that I have visited: Portugal

Who would play me in a movie: Adam Sandler, who is goofy and funny and can hoop a bit.

If I didn't play college basketball, what would be my sport: Football. I think I could be a pretty good quarterback but broke my ankle in the only year that I played so I gave it up.

#5 BY THE NUMBERS – WHO ELSE HAS WORN IT?

Richard Berning 1950-52

Andre Smith 1994-96^

Trevon Bluiett 2014-18

Bill Steenken 1945-49

Derrick Brown 2005-09^

Kyle Taylor 1986-87

Ducky Castelle 1959-60

Dezmine Wells 2011-12

Steve Drew 1982-84

Chris Hall # 1968-70

John Koprowski 1935-36

Joe McNeil 1962-65

Khalil Nixon 2000-01

Tim O'Connell 1965-68

Mark Poynter 1989-93

5



ADAM KUNKEL

6-4 | 176 | JUNIOR | GUARD | HEBRON, KY.
COOPER HIGH SCHOOL | BELMONT UNIVERSITY

@AKUNK05 | @AKUNK05



STEELE ON KUNKEL

"We are really excited about adding Adam Kunkel to our Xavier Family," said Steele. "First and foremost, Adam is a winner. He had a very successful high school career at Cooper High School. Adam was part of the Belmont University program that won two Ohio Valley Conference Championships. He has also participated in the NCAA Tournament. Adam is ultra-competitive and is very skilled. He has an ability to create his own shot and create for his teammates. Adam plays with an edge that Xavier fans will love."

AS A MUSKETEER

May sit out the 2020-21 season but is practicing with the Musketeers.

AS A BELMONT SOPHOMORE (2019-20)

Started all 33 games and was the leading scoring for a Belmont team that finished 26-7 overall, finished 15-3 and won the Ohio Valley Conference regular season title for a second straight year; also won the OVC Tournament, which would have put his team in the NCAA Tournament for the second straight year before the COVID-19 pandemic cancelled March Madness ... Among OVC leaders in 10 statistical categories, including seventh in points per game (16.5 ppg.), second in 3-point field goals made (83) and second in free throw percentage (.821) ... 2019-20 Lou Henson All-America Team se-

lection ... NABC All-District ... All-OVC First Team ... OVC All-Tournament Team after contributing 16 points and five assists in the 76-75 championship game win over Murray State on March 7, his last game in a Bruins' uniform ... Named OVC Player of the Week twice ... Second-greatest scoring increase in nation (+14.2 ppg. improvement over his freshman season) ... 29 double figure scoring games ... Scored 546 points, second-most by any sophomore in Belmont's NCAA Division I history ... Scored a career-high 35 points, hitting five 3-pointers, and grabbing two steals in the win at Boston College on Nov. 16 ... 28 points on the strength of a career-high seven 3-pointers in the Samford win on Nov. 11 ... Had nine games with at least four 3-pointers as a sophomore ... 27 points in the Lipscomb win on Dec. 3 and 26 points in the Jacksonville State win on Feb. 15 ... 22 points in the Feb. 22 win at EKU ... Scored 16 points vs. Alabama on Dec. 21 ... Basketball coach: Casey Alexander.

AS A BELMONT FRESHMAN (2018-19)

Played in 25 games as a freshman for a Belmont team that finished 27-6 overall and won the Ohio Valley Conference regular season title with a 16-2 record ... Earned an at-large berth to the NCAA Tournament ... Played 11 minutes in Belmont's NCAA victory over Temple in the First Four in Dayton on March 19, contributing five points,



a blocked shot and a steal; logged two minutes two days later on March 21 in a two-point loss to Maryland ... Scored a season-high eight points with four assists and three steals vs. Trevecca on Nov. 20 ... Scored six points vs. EKU on Jan. 12 and six points with three assists at Tennessee Tech on Feb. 16 ... Basketball coach: Rick Byrd.

AT COOPER HIGH SCHOOL

Four-year letterwinner at Cooper High under head coach Tim Sullivan ... 2018 Kentucky Boys' All-State (Associated Press & Louisville Courier-Journal) ... 2018 Kentucky Mr. Basketball Finalist ... Averaged 20.0 points and 7.7 rebounds per game on 51 percent field goal shooting and 45 percent 3-point shooting as senior ... Most Valuable Player of the Ohio-Kentucky All-Star Game ... 2018 Cincinnati.com All-Cincinnati Area Boys' Basketball Team ... 2018 Kentucky Co-Ninth Region Player of the Year ... 2017 AP Kentucky All-State Honorable Mention ... Led Cooper HS to 98-25 record over his four years, including the Ninth Region state semifinals as senior ... All-time leading scorer in school history ... Averaged 16.3 points, 3.9 rebounds per game as a junior as CHS went 31-5.

2018-19

TEAM	DATE	MIN	FG-FGA	3FG-FGA	FT-FTA	O-D-T	PF	A	TO	BLK	STL	PTS
ILLINOIS ST.	11/10	4	1-1	1-1	0-0	0-0-0	0	0	0	0	0	3
MIDDLE TENN.	11/12	10	0-1	0-1	0-0	0-0-0	2	1	0	0	0	0
at Lipscomb	11/15	12	0-0	0-0	0-0	0-0-0	3	2	1	0	0	0
TREVECCA	11/20		DNP									
at Kennesaw St.	11/24	10	0-2	0-2	0-0	0-3-3	1	0	0	0	0	0
at Samford	11/29		DNP									
at Green Bay	12/1		DNP									
LIPSCOMB	12/4		DNP									
at UCLA	12/15	3	0-0	0-0	0-0	0-0-0	0	0	0	0	0	0
WESTERN KY	12/19		DNP									
at Purdue	12/29	2	0-0	0-0	0-0	0-0-0	0	0	0	0	0	0
JACKSONVILLE ST.	1/3	10	0-1	0-0	2-2	1-0-1	3	0	1	0	0	2
TENNESSEE TECH	1/5	12	2-7	1-4	0-0	0-2-2	1	0	0	0	1	5
MOREHEAD ST.	1/10	16	0-3	0-3	0-0	1-0-1	2	1	1	0	0	0
EASTERN KY.	1/12	17	1-2	1-2	3-3	0-0-0	1	0	1	0	2	6
at Jacksonville St.	1/17	7	0-1	0-1	0-0	0-0-0	3	0	0	0	1	0
TENNESSEE ST. UNIV	1/19	2	0-1	0-1	0-0	0-0-0	0	0	0	0	0	0
at Murray St.	1/24		DNP									
at Austin Peay	1/26		DNP									
S.E. MISSOURI	1/31		DNP									
UT MARTIN	2/2		DNP									
at Eastern KY	2/7	13	0-1	0-1	0-0	0-2-2	0	1	0	0	0	0
at Morehead St.	2/9	6	0-0	0-0	0-0	0-0-0	0	2	0	0	0	0
at Tennessee St.	2/14	9	1-3	1-3	2-2	0-0-0	2	1	1	0	1	5
at Tennessee Tech	2/16	20	2-6	2-6	0-0	0-0-0	1	3	1	0	1	6
EASTERN ILL.	2/21	12	2-4	1-3	0-0	0-0-0	1	1	0	0	0	5
SIU EDWARDSVILLE	2/23	5	0-0	0-0	0-0	0-0-0	1	0	1	0	0	0
at UT Martin	2/28	12	2-6	1-3	0-0	0-2-2	0	1	0	0	0	5
at S.E. Missouri	3/2	6	1-2	1-2	0-0	0-0-0	1	0	0	0	3	
vs. Austin Peay	3/8	5	1-1	1-1	0-0	0-0-0	0	0	0	0	0	3
vs. Murray St.	3/9	5	1-2	0-0	0-0	0-1-1	0	0	0	0	1	2
vs. Temple	3/19	11	0-1	0-1	5-6	0-1-1	0	0	0	1	1	5
vs. Maryland	3/21	2	0-0	0-0	0-0	0-0-0	0	0	0	0	0	0

2019-20

TEAM	DATE	MIN	FG-FGA	3FG-FGA	FT-FTA	O-D-T	PF	A	TO	BLK	STL	PTS
at Illinois St.	11/6	28	4-9	4-9	1-2	0-4-4	3	3	2	0	0	13
SAMFORD	11/11	24	10-14	7-11	1-3	1-0-1	2	0	1	1	1	28
at Boston College	11/16	29	10-20	5-9	10-10	1-0-1	3	2	2	0	2	35
HIGH POINT	11/18	22	4-12	4-9	2-2	1-3-4	1	3	0	0	1	14
at Lipscomb	11/20	27	5-10	2-7	4-4	0-1-1	4	2	3	0	1	16
at St. Louis	11/23	32	2-11	2-6	3-4	0-3-3	2	2	0	0	0	9
at Eastern Wash.	11/26	34	5-13	0-3	0-0	0-2-2	2	4	2	0	0	10
at Middle Tenn.	11/30	31	6-13	3-8	2-2	0-4-4	2	2	1	0	0	17
LIPSCOMB	12/3	34	10-18	4-8	3-3	1-2-3	3	1	5	1	1	27
CARSON-NEWMAN	12/11	22	5-10	4-7	3-4	2-2-4	0	2	1	0	2	17
KENNESAW ST.	12/18	27	10-15	3-6	1-2	0-2-2	1	0	1	0	1	24
vs. Alabama	12/21	34	7-21	2-8	0-0	1-1-2	5	0	1	0	3	16
at Western KY.	12/28	21	4-9	0-2	1-1	0-1-1	4	2	1	0	0	9
SIUE	1/2	35	2-11	1-6	7-9	0-1-1	4	3	4	1	0	12
EASTERN ILL.	1/4	19	5-15	3-6	0-0	0-1-1	4	1	0	0	0	13
at S.E. Missouri	1/9	29	6-12	2-6	0-0	0-4-4	2	8	3	0	1	14
at UT Martin	1/11	35	6-18	5-10	2-2	0-0-0	2	1	2	1	2	19
EASTERN KY.	1/16	26	3-10	2-6	4-4	0-6-6	1	5	0	0	1	12
MOREHEAD ST.	1/18	34	6-17	2-9	2-2	0-4-4	3	1	1	0	1	16
at Murray St.	1/23	37	8-15	4-7	3-6	1-3-4	2	2	2	1	0	23
at Austin Peay	1/25	36	6-13	1-4	0-1	3-3-6	5	3	3	0	0	13
at Tennessee Tech	1/30	30	3-10	2-6	5-5	0-6-6	2	4	2	0	1	13
at Jacksonville St.	2/1	31	2-8	1-6	8-8	1-2-3	2	2	0	0	2	13
MURRAY ST.	2/6	30	6-11	2-5	6-6	0-1-1	1	5	4	0	3	20
AUSTIN PEAY	2/8	30	6-9	2-3	5-6	0-1-1	2	5	2	1	1	19
TENNESSEE ST.	2/13	29	4-10	1-6	2-2	1-2-3	0	1	2	0	0	11
JACKSONVILLE ST.	2/15	35	10-18	3-7	3-4	1-3-4	3	4	0	0	1	26
at Morehead St.	2/20	23	7-15	2-5	0-0	0-2-2	1	2	1	0	0	16
at Eastern KY.	2/22	26	9-15	4-5	0-0	0-2-2	2	3	0	0	1	22
TENNESSEE TECH	2/27	35	3-11	1-6	2-4	0-3-3	1	5	1	0	1	9
at Tennessee St.	2/29	30	3-10	2-4	1-2	1-2-3	1	1	4	0	0	9
vs. Eastern KY.	3/6	32	5-15	2-7	3-3	1-5-6	3	3	1	0	2	15
vs. Murray St.	3/7	35	6-16	1-6	3-5	0-1-1	3	5	3	1	1	16

KUNKEL'S CAREER HIGHS AT BELMONT

Points - 35 at Boston College (Nov. 16, 2019)

Field Goals Made - 10 vs. Samford (Nov. 11, 2019), at Boston College (Nov. 16, 2019), vs. Lipscomb (Dec. 03, 2019), vs. Kennesaw State (Dec. 18, 2019) and vs. Jacksonville St. (Feb. 15, 2020)

Field Goals Attempted - 21 vs. Alabama (Dec. 21, 2019)

3-Pt Field Goals Made - 7 vs. Samford (Nov. 11, 2019)

3-Pt Field Goals Attempted - 11 vs. Samford (Nov. 11, 2019)

Free Throws Made - 10 at Boston College (Nov. 16, 2019)

Free Throws Attempted - 10 at Boston College (Nov. 16, 2019)

Rebounds - 6 vs. Eastern Kentucky (Jan. 16, 2020), at Austin Peay (Jan. 25, 2020), at Tennessee Tech (Jan. 30, 2020) and vs. Eastern Kentucky (March 6, 2020)

Assists - 8 at Southern Missouri (Jan. 9, 2020)

Blocks - 1 nine times

Steals - 3 vs. Alabama (Dec. 21, 2019) and vs. Murray St. (Feb. 6, 2020)

Minutes - 37 at Murray St. (Jan. 23, 2020)

KUNKEL'S CAREER NUMBERS

Season	G-GS	Min/G	FG-FGA	Pct	3FG-FGA	Pct	FT-FTA	Pct	Off	Def	Tot	Avg	PF	FO	A	TO	Blk	Stl	Pts	Avg
2018-19	25-0	234/9.4	17-53	.321	11-40	.275	13-15	.867	2	14	16	0.6	22	0	17	9	2	11	58	2.3
2019-20	33-33	982/29.8	188-434	.433	83-213	.390	87-106	.821	16	77	93	2.8	76	2	87	58	7	30	546	16.5
TOTALS	58-33	1216/21.0	205-487	.420	94-253	.371	100-121	.826	18	91	109	3.4	98	2	104	67	9	41	604	10.4



THE STANLEY FILE

Full name: Benjamin Alfred Stanley

Nickname: Benji

Birthdate/Birthplace: March 12, 1998 in Syracuse, N.Y.

Parent: Tonya

Siblings: William III

Major: Political Science

Shoe size: 14

Why I chose my number: My late uncle wore number 14

Best thing about me as a person: I love and praise God.

Hobbies: Playing video games

Biggest fear: Getting stuck in deep water

Favorite food: Steak and my Mom's burgers

Least favorite food: Salmon

Favorite lesson I learned from my Mom: Love the Lord

Best thing about me as a player: My motor

Person I'd like to meet: LeBron James, the GOAT

Who would play me in a movie: Will Smith, LeBron James (or a young Denzel Washington)

#14 BY THE NUMBERS – WHO ELSE HAS WORN IT?

Walt Corbean 1985-88

Bryan Williams 1963-64

Robert Dean 1948-51

Johnny Wolf 2005-07

Fred Foster 1962-63

Nick Vanderpohl 2017-18

Al Gundrum 1959-60

Eric Knop 1989-93

Dave Lynch 1964-66

Thomas Malone 1961-62

Johnny Mazza 2009-11

John McCreary 1932-34

Frank Tartaron 1955-56

Nate Turner 1996-98

Tim Whelan 2012-14

14



BEN STANLEY

6-6 | 230 | JUNIOR | FORWARD | BALTIMORE, MD.
MILLWOOD HIGH SCHOOL | HAMPTON UNIVERSITY

[@BENSTANLEY23](#) | [@BENJIS_21](#)

STEELE ON STANLEY

"Ben adds a lot of experience and production to our team. Ben was one of the most improved players in the entire country during the 2019-20 season. He played sparingly as a redshirt freshman during the 2018-19 season, and then made First Team All-Big South this past season. That improvement is a testament to Ben's work ethic and drive. Ben has that BIG EAST toughness to him and is extremely versatile."

AS A HAMPTON SOPHOMORE (2019-20)

2019-20 First Team All-Big South Conference selection ... 2020 Big South All-Tournament Team ... VaSID All-State Second Team ... BoxToRow HBCU All-America Team ... Played in all 34 games, starting 33 times ... Averaged 22.0 points per game, which tied him for eighth in the final NCAA Division I rankings in scoring; second on the Hampton team in scoring to senior Jermaine Marrow, who was third in the nation at 24.8 ppg. ... Led the team in rebounding at 7.2 per game (second in the Big South) and in blocks at 1.5 per game (second in the Big South) ... Shot 57.4 percent from the field (second in the Big South) ... Scored in double figures in 32 of the 34 games, including 25 games with at least 20 points ... Had 12 games with 25 points or more, including a career-high 40 points to go with 11 rebounds against Howard on Dec. 5 ... Recorded a pair of 33-point games against Saint Peter's on

Dec. 28 and UNC Asheville on Jan. 18 ... Posted eight double-doubles in scoring-rebounding ... Grabbed a career-high 13 rebounds on three occasions: Richmond on Dec. 3, Charleston Southern on Jan. 4 and Longwood on Jan. 11 ... Split a pair of games against Big South foe Gardner-Webb and current teammate Nate Johnson, averaging 19.5 points and 6.5 rebounds for the two games ... Basketball coach: Edward Joyner, Jr.

AS A HAMPTON FRESHMAN (2018-19)

Averaged 4.4 points and 2.9 rebounds for the Pirates ... Saw action in 33 of Hampton's 35 games, while starting two ... Scored a season high of 14 points against USC Upstate on Jan. 24, hitting all six of his shots from the field ... Posted a double-double with 13 points and a season-high of 10 rebounds against Regent on Dec. 1... Shot 59.0 percent (59-of-100) from the floor ... Second on the team in blocked shots with 15 ... Basketball coach: Edward Joyner, Jr.

AT MILLWOOD HIGH SCHOOL

Played basketball as a freshman, junior and senior at Millwood High in Millwood, Va. ... Averaged 15 points, eight rebounds, and three assists a game in his senior season ... Averaged 12.5 points and five rebounds as a junior.



2018-19

TEAM	DATE	MIN	FG-FGA	3FG-FGA	FT-FTA	O-D-T	PF	A	TO	BLK	STL	PTS
MID-ATLANTIC CHR.	11/6	10	3-5	0-0	1-1	1-0-1	2	0	0	3	0	7
at VCU	11/9	14	2-9	0-0	0-1	2-2-4	1	0	0	0	1	4
at California	11/13	3	1-1	0-0	1-1	1-1-2	2	0	1	0	0	3
vs. Bowling Green	11/19	29	4-5	1-1	1-2	2-3-5	2	0	1	0	0	10
vs. Loyola	11/20	25	4-10	0-0	3-6	3-2-5	4	0	1	1	0	11
at Richmond	11/25	3	0-1	0-0	0-0	0-1-1	1	0	0	0	0	0
at Norfolk St.	11/29	3	0-0	0-0	0-2	0-0-0	1	0	0	0	0	0
REGENT	12/1	15	5-7	0-0	3-6	3-7-10	0	0	1	1	1	13
at Coastal Caro.	12/5	18	1-4	0-1	2-2	2-2-4	4	0	1	0	0	4
WILLIAM & MARY	12/8		DNP									
SAINT LEO	12/15	9	3-4	0-0	0-2	0-0-0	2	0	1	0	0	6
vs. Howard	12/22	6	2-2	0-0	1-1	0-1-1	2	0	1	0	0	5
at Saint Peter's	12/29	6	1-1	0-0	0-0	0-2-2	1	0	0	0	0	2
CHARLESTON SO.	1/10	17	5-5	0-0	0-0	1-6-7	1	2	1	1	0	10
UNC ASHEVILLE	1/12	4	1-2	0-0	0-0	0-0-0	0	0	0	0	0	2
at Presbyterian	1/16	5	0-0	0-0	0-0	1-0-1	0	0	0	0	0	0
at Gardner-Webb	1/19	25	3-4	0-0	2-3	3-5-8	1	0	1	2	1	8
USC UPSTATE	1/24	15	6-6	0-0	2-2	2-2-4	1	0	1	1	0	14
CAMPBELL	1/24	7	0-0	0-0	0-0	0-2-2	4	0	2	1	0	0
at Longwood	1/30	8	1-2	0-0	0-0	0-1-1	0	0	0	0	0	2
at High Point	2/2	8	1-1	0-0	1-2	2-2-4	1	0	1	0	0	3
RADFORD	2/7	2	0-0	0-0	0-0	0-0-0	1	0	1	0	0	0
at Winthrop	2/9	8	0-1	0-0	0-0	1-1-2	1	0	0	0	0	0
at Campbell	2/13	1	0-0	0-0	0-0	0-1-1	0	0	0	0	0	0
HIGH POINT	2/16	8	0-0	0-0	0-0	0-3-3	5	1	0	0	0	0
LONGWOOD	2/21	19	2-6	0-0	2-3	5-3-8	2	0	0	3	0	6
at Radford	2/23	10	3-3	0-0	0-0	1-2-3	2	0	0	0	0	6
WINTHROP	2/28	12	3-5	0-0	2-3	3-0-3	1	0	1	0	1	8
at USC Upstate	3/2	6	2-2	0-0	0-0	0-1-1	2	0	0	0	0	4
LONGWOOD	3/5	6	0-0	0-0	0-0	1-0-1	2	0	1	0	0	0
at Campbell	3/7	19	2-4	0-0	2-2	1-4-5	2	1	1	0	0	6
ST. FRANCIS (NY)	3/21	9	2-4	0-0	0-1	1-1-2	0	0	2	0	0	4
CHARLESTON SO.	3/26	6	0-2	0-0	1-2	0-0-0	2	0	0	0	0	1
at NJIT	3/28		DNP									
at Marshall	4/2	9	2-4	0-0	2-2	3-3-6	1	0	0	0	0	6

2019-20

TEAM	DATE	MIN	FG-FGA	3FG-FGA	FT-FTA	O-D-T	PF	A	TO	BLK	STL	PTS
MID-ATLANTIC CHR.	11/6	21	4-5	0-0	8-11	1-4-5	2	0	1	0	1	16
APPRENTICE SCHOOL	11/12	20	6-8	0-0	3-4	2-3-5	2	2	2	3	1	15
at William & Mary	11/15	37	9-16	1-1	1-3	3-6-9	3	1	0	2	0	20
REGENT	11/21	24	7-10	0-0	6-11	1-10-11	1	0	5	2	3	20
at Illinois	11/23	33	9-18	0-0	2-5	2-3-5	4	2	1	0	0	20
at San Francisco	11/26	36	9-17	2-3	4-7	1-5-6	2	0	3	0	1	24
at CSU Bakersfield	11/29	32	3-8	0-1	2-2	1-3-4	1	1	0	0	1	8
RICHMOND	12/3	35	10-14	1-3	3-7	5-8-13	1	1	1	0	0	24
HOWARD	12/5	42	15-19	1-1	9-14	4-7-11	5	0	2	2	1	40
NORFOLK ST.	12/7	36	8-14	0-1	6-9	3-7-10	1	0	3	0	0	22
at Southern ILL.	12/18	30	2-10	0-0	2-4	1-0-1	1	0	7	0	0	6
at Kent St.	12/21	31	11-20	1-4	5-6	1-5-6	2	0	1	1	0	28
SAINT PETER'S	12/28	37	9-14	2-2	13-19	2-4-6	2	3	2	5	1	33
CHARLESTON SO.	1/4	39	9-17	0-0	4-4	6-7-13	2	0	2	2	0	22
at USC Upstate	1/8	38	7-11	0-0	10-15	2-7-9	1	0	3	3	0	24
LONGWOOD	1/11	32	6-13	0-0	4-5	2-11-13	5	2	4	4	0	16
WINTHROP	1/16	32	9-16	0-0	9-12	4-1-5	3	0	1	0	0	27
at UNC Asheville	1/18	38	14-22	0-0	5-8	2-3-5	3	1	1	3	0	33
at Gardner-Webb	1/20	40	8-14	0-3	4-6	0-4-4	1	0	2	2	1	20
CAMPBELL	1/23	38	8-15	0-0	5-11	3-3-6	2	0	0	2	0	21
at Radford	1/25	40	9-19	2-4	3-6	3-4-7	4	0	2	4	0	23
PRESBYTERIAN	2/1	44	10-18	1-1	4-7	2-4-6	3	3	4	3	0	25
at High Point	2/6	38	11-15	0-1	3-5	3-7-10	2	1	1	2	0	25
at Charleston So.	2/8	40	7-12	0-2	6-8	2-4-6	3	1	4	0	0	20
UNC ASHVILLE	2/10	40	11-18	0-0	3-4	1-8-9	1	0	2	1	0	25
at Campbell	2/13	35	6-18	0-1	3-4	1-3-4	3	0	1	0	1	15
at Longwood	2/15	35	9-16	0-1	3-3	4-6-10	5	0	4	0	0	21
GARDNER-WEBB	2/20	31	7-17	0-1	5-7	6-3-9	3	1	0	2	1	19
at Winthrop	2/22	26	13-17	0-0	5-7	2-4-6	5	1	1	1	0	31
RADFORD	2/27	40	12-19	3-8	1-1	1-5-6	1	1	1	1	1	28
USC UPSTATE	2/29	37	12-18	0-2	1-3	3-5-8	1	2	2	2	0	25
vs. Longwood	3/5	35	6-10	0-1	0-2	2-4-6	3	0	1	0	0	12
at Radford	3/6	40	12-18	1-1	1-2	1-6-7	2	1	0	1	0	26
at Winthrop	3/8	40	7-18	0-3	1-2	0-3-3	3	0	0	1	1	15



STANLEY'S CAREER HIGHS AT HAMPTON

- Points** - 40 vs. Howard (Dec. 5, 2019)
- Field Goals Made** - 15 vs. Howard (Dec. 5, 2019)
- Field Goals Attempted** - 22 at UNC Asheville (Jan. 18, 2020)
- 3-Pt Field Goals Made** - 3 vs. Radford (Feb. 27, 2020)
- 3-Pt Field Goals Attempted** - 8 vs. Radford (Feb. 27, 2020)
- Free Throws Made** - 13 vs. Saint Peters (Dec. 28, 2019)
- Free Throws Attempted** - 19 vs. Saint Peters (Dec. 28, 2019)
- Rebounds** - 13 vs. Richmond (Dec. 3, 2019), Charleston Southern (Jan. 4, 2020) and Longwood (Jan. 11, 2020)
- Assists** - 3 vs. Saint Peters (Dec. 28, 2019) and Presbyterian (Feb. 1, 2020)
- Blocks** - 5 vs. Saint Peters (Dec. 28, 2019)
- Steals** - 3 vs. Regent (Nov. 21, 2019)
- Minutes** - 44 vs. Presbyterian (Feb. 1, 2020)

STANLEY'S CAREER NUMBERS

Season	G-GS	Min/G	FG-FGA	Pct	3FG-FGA	Pct	FT-FTA	Pct	Off	Def	Tot	Avg	PF	FO	A	TO	Blk	Stl	Pts	Avg
2018-19	33-2	345/10.5	59-100	.590	1-2	.500	26-44	.594	39	58	97	2.9	51	1	4	17	15	4	145	4.4
2019-20	34-33	1192/35.1	295-514	.574	15-45	.333	144-223	.643	77	167	244	7.2	83	4	24	64	50	14	749	22.0
TOTALS	67-35	1537/22.9	354-614	.577	16-47	.340	170-268	.634	116	225	341	5.1	134	5	28	81	65	18	894	13.3

THE FREEMANTLE FILE

Full name: Zachary Vincent Freemantle

Nicknames: Baby Love, Big Frosty

Birthdate/Birthplace: October 18, 2000 in Teaneck, N.J.

Parents: Michaela and Larry Freemantle; mother played basketball at John Carroll

Sibling: Ian

Major: Business Undecided

Shoe size: 15

Best thing about me as a player: My heart

Biggest fear: Spiders

Favorite super hero: Spider-Man

I'd like to meet: Jesus

First job I ever had: Camp counselor

Favorite board game as a kid: Monopoly

Favorite thing to do with my Dad: Play HORSE

Favorite food: Hot wings

Favorite movie: Above the Rim

Favorite city: New York

Favorite athlete: Larry Fitzgerald

#32 BY THE NUMBERS – WHO ELSE HAS WORN IT?

Jim Boothe	1956-57	Charlie Phillips	1959-60
Maurice Brantley	1990-92	Dave Piontek	1953-54
Keenan Christiansen	2002-06	Jim Renforth	1986-90
Kevin Coker	2012-16	Bert Robben	1939-42
Broderick Dow	1977-81	Russ Sweeney	1933-35
Bill Ferguson	1935-36	Ryan Welage	2018-19
Kenny Frease	2008-12	Darnell Williams	1995-00
Albert Geselbacht	1937-40		
Al Gundrum	1957-59		
Gary Holle	1972-73		
George Hollenstein	1960-63		
Paul Kobussen	1967-68		
John Macel	1964-67		
Mike McCall	1973-77		

32

ZACH FREEMANTLE

6-9 | 225 | SOPHOMORE | FORWARD
TEANECK, N.J. | BERGEN CATHOLIC HIGH SCHOOL

@ZACHFREEMANTLE | @ZACHVF



AS A SOPHOMORE (2020-21)

Voted as a captain along with seniors Jason Carter and Paul Scruggs.

AS A FRESHMAN (2019-20) ... BIG EAST ALL-FRESHMAN TEAM

Recorded eight of his 11 double-figure scoring games vs. BIG EAST competition, including a career-high tying 18 points to go with a career-high tying three steals vs. DePaul on March 11 in BIG EAST Tournament play ... 13 points and seven rebounds at Providence on March 4 and 11 points with six rebounds, three steals and three blocks vs. DePaul on Feb. 25 ... Came up big in his Madison Square Garden debut with 11 points and seven rebounds vs. St. John's on Feb. 17, including the go-ahead basket with 10 seconds left, a big rebound with two seconds left and then two free throws to provide the final margin ... Made his first 14 collegiate starts in the last 14 games ... Contributed 11 points to the Providence win on Feb. 8 ... Scored a career-high 18 points, including a pair of 3-pointers, to go with a career-high nine rebounds at Creighton on Jan. 26 ... Grabbed seven rebounds in his first collegiate start, the win over Georgetown on Jan. 22 ... Contributed 10 points at Marquette on Jan. 15, including a pair of 3-pointers ... Hit 4-6 from the field and 5-5 free throws on his way to 13 points in

19 minutes vs. Western Carolina on Dec. 18 ... Tied for team-high scoring honors with 15 points vs. Lipscomb on Nov. 30 on 4-5 shooting from the field and 7-7 free-throw shooting to go with five rebounds ... Came up big in the UConn win on Nov. 22 with five blocks, five rebounds, four points and two steals ... Played 19 minutes in his collegiate debut vs. Jacksonville on Nov. 5, contributing 11 points and five rebounds.

BIG EAST HONOR ROLL

BIG EAST Conference coaches selected him and teammate KyKy Tandy to the 2019-20 BIG EAST All-Freshman Team; Xavier's previous BIG EAST All-Freshman Team selections: Naji Marshall (2018), Edmond Sumner (2016) and Trevon Bluiett (2015) ... Named BIG EAST Conference Freshman of the Week after averaging 11.0 points and 3.0 rebounds in 16.5 minutes per game in XU's games vs. Western Carolina on Dec. 18 and at TCU on Dec. 22 ... Shot 58.3 percent (7-12) from the field and 87.5 percent (7-8) from the free throw line in the two wins.

BLOCK PARTY PUT FREEMANTLE IN GREAT COMPANY

Had five blocks vs. UConn on Nov. 22, the most by a Musketeer since Zach Hankins blocked six shots vs. Detroit Mercy last season (12-21-18) ... Digging deeper into

the records, the five blocks are the most by a Musketeer freshman since Aaron Williams blocked seven shots at Loyola of Chicago in the 1989-90 season (2-6-90); Williams, second all-time on Xavier's blocked shot chart with 197, played 14 seasons in the NBA.

AT BERGEN CATHOLIC HIGH SCHOOL

Four-star prospect ... Averaged 17.0 ppg., 10.5 rpg. and 2.0 bpg., while shooting 54 percent from the field as a senior, earning First Team All-State, All-League, All-County and All-North Jersey ... Led his team to a 27-4 record and championships of the Big North Conference, Bergen County Jamboree and the Non-Public A Championship, Bergen Catholic's first state title since 2002 ... Bergen Catholic reached the Tournament of Champions final for the first time in school history; scored a career-high 36 points and grabbing 14 rebounds in a win over Newark East Side in the TOC semifinals ... Averaged 20 ppg. in the state tournament ... Two-time First Team All-Bergen County (Bergen Record), who earned 2019 Big North Conference Player of the Year honors ... Garden State Hoops/My Play Bergen County Player of the Year ... Selected to play in the N.J. North-South All-Star game and the Capital Classic All-Star game in Washington, D.C. ... Finished his career with 1,152 points, 635 rebounds and 122 blocks, while leading his team to a composite 73-15 record ... Averaged 18.9 points, 10.3 rebounds, 1.4 blocks, 1.3 assists and 1.3 steals as a junior, while being one of only three underclassmen chosen as First Team All-Bergen County ... Basketball coach: Billy Armstrong.

2019-20

TEAM	DATE	MIN	FG-FGA	3FG-FGA	FT-FTA	O-D-T	PF	A	TO	BLK	STL	PTS
JACKSONVILLE	11/05	19	4-7	0-1	3-4	3-2-5	3	0	1	1	0	11
SIENA	11/08	19	2-4	0-0	3-4	2-4-6	3	1	1	0	1	7
MISSOURI	11/12	12	2-4	0-0	2-2	2-1-3	1	0	1	0	0	6
MISSOURI ST.	11/15	13	3-4	0-0	1-2	2-0-2	3	0	1	1	0	7
vs. Towson	11/21	15	1-4	0-0	1-2	1-2-3	3	0	0	3	1	3
vs. UConn	11/22	23	2-6	0-0	0-0	0-5-5	3	1	2	5	2	4
vs. Florida	11/24	13	2-3	0-0	0-0	0-1-1	0	0	0	0	1	4
LIPSCOMB	11/30	15	4-5	0-0	7-7	4-1-5	5	0	0	0	0	15
GREEN BAY	12/04	15	2-5	0-1	0-0	2-4-6	2	0	0	0	0	4
CINCINNATI	12/07	20	4-5	0-0	1-1	1-3-4	2	0	0	0	0	9
at Wake Forest	12/14	15	0-2	0-0	1-2	0-2-2	3	0	0	0	0	1
WESTERN CARO.	12/18	19	4-6	0-0	5-5	1-1-2	1	0	0	0	0	13
at TCU	12/22	14	3-6	1-1	2-3	2-2-4	2	0	1	0	0	9
at Villanova	12/30	17	3-7	0-0	0-0	3-2-5	0	2	2	2	1	6
ST. JOHN'S (NY)	1/5	15	1-1	0-0	1-3	2-2-4	1	0	0	0	0	3
SETON HALL	1/08	8	0-2	0-0	0-0	0-1-1	1	0	1	0	0	0
CREIGHTON	1/11	16	1-5	0-1	0-0	0-2-2	1	1	0	1	0	2
at Marquette	1/15	16	3-4	2-2	2-2	3-1-4	2	0	1	0	0	10
GEORGETOWN	1/22	28	1-5	0-2	2-2	4-3-7	3	1	0	1	1	4
at Creighton	1/26	36	7-12	2-4	2-2	4-5-9	2	1	0	1	0	18
MARQUETTE	1/29	31	4-10	2-4	1-2	0-4-4	3	1	1	0	0	11
at Seton Hall	2/1	23	2-5	0-2	1-1	0-3-3	5	0	2	0	0	5
at DePaul	2/4	15	1-4	0-1	0-0	0-3-3	4	0	1	0	0	2
PROVIDENCE	2/08	23	5-9	0-0	1-2	0-3-3	1	1	2	0	0	11
at Butler	2/12	26	4-8	1-1	0-0	2-3-5	3	0	0	0	0	9
at St. John's (NY)	2/17	25	4-8	1-1	2-2	3-4-7	1	3	3	1	1	11
VILLANOVA	2/22	31	1-6	0-2	0-0	2-2-4	0	0	1	1	0	2
DEPAUL	2/25	23	5-11	1-2	0-1	2-4-6	1	1	1	3	3	11
at Georgetown	3/1	22	2-7	0-1	2-2	0-5-5	0	0	3	1	0	6
at Providence	3/4	34	6-11	0-2	1-2	2-5-7	1	1	1	0	1	13
BUTLER	3/7	21	2-7	0-1	2-2	2-4-6	1	3	1	0	2	6
vs. DePaul	3/11	37	7-17	2-5	2-2	1-3-4	3	1	1	1	3	18

FREEMANTLE'S CAREER HIGHS AT XAVIER

Points - 18 at Creighton (Jan. 26, 2020); vs. DePaul (March 11, 2020)
Field Goals Made - 7 at Creighton (Jan. 26, 2020) and vs. DePaul (March 11, 2020)
Field Goals Attempted - 17 vs. DePaul (March 11, 2020)
3-Pt Field Goals Made - 2 at Marquette (Jan. 15, 2020), at Creighton (Jan. 26, 2020), vs. Marquette (Jan. 29, 2020) and vs. DePaul (March 11, 2020)
3-Pt Field Goals Attempted - 5 vs. DePaul (Mar. 11, 2020)

Free Throws Made - 7 vs. Lipscomb (Nov. 30, 2019)
Free Throws Attempted - 7 vs. Lipscomb (Nov. 30, 2019)
Rebounds - 9 at Creighton (Jan. 26, 2020)
Assists - at St. Johns (Feb. 17, 2020) and vs. Butler (March 7, 2020)
Blocks - 5 vs. UConn (Nov. 22, 2019)
Steals - 3 vs. DePaul (Feb. 25, 2020) and vs. DePaul (March 11, 2020)

FREEMANTLE'S CAREER NUMBERS AT XAVIER

Season	G-GS	Min/G	FG-FGA	Pct	3FG-FGA	Pct	FT-FTA	Pct	Off	Def	Tot	Avg	PF	FO	A	TO	Blk	Stl	Pts	Avg
2019-20	32-14	659/20.6	92-200	.460	12-34	.353	45-57	.789	50	87	137	4.3	64	2	18	28	22	17	241	7.5
TOTALS	32-14	659/20.6	92-200	.460	12-34	.353	45-57	.789	50	87	137	4.3	64	2	18	28	22	17	241	7.5



THE RAMSEY FILE

Full name: Daniel Wesley Ramsey

Nickname: Rambo, Boogie

Birthdate/Birthplace: March 6, 2001 in Cordele, Ga.

Parents: Melany and Arnold Ramsey

Siblings: Andre, Erika, Alisa, Nick, Nathan and Kendal; Andre played football at Ball State as an offensive line-man and played in the NFL for three seasons and the CFL for three seasons

Major: Sports Management

Shoe size: 14

I chose my jersey number: I wanted a fresh start with No. 2; wore No. 0 in an injury-plagued 2019-20 season

Best thing about me as a player: My versatility

I'm as good as anyone at: Ping Pong

Career goal after basketball: Be an athletic trainer, hopefully at Xavier

Pregame ritual: Listen to Michael Jackson

Biggest fear: Clowns

Pet peeve: Energy vampires

My first athletic trophy was: Rec league football

You may not know: I was diagnosed at age three with Blount's disease, a growth disorder of the tibia

#2 BY THE NUMBERS – WHO ELSE HAS WORN IT?

Dahmir Bishop	2019-20
Landen Amos	2011-12
Kyle Castlin	2018-19
James Farr	2012-16
Adrion Graves	2006-08
Jordan Latham	2010-11
Brian Thornton	2003-06

2

DANIEL RAMSEY

**6-9 | 233 | SOPHOMORE | FORWARD | CORDELE, GA
DEERFIELD WINDSOR HIGH SCHOOL | NORCROSS HIGH SCHOOL**

@DANIEL_RAMSEY5 | @DANIEL.RAMSEY2

AS A FRESHMAN (2019-20)

Saw his first and only game action vs. Lipscomb on Nov. 30, contributing his first basket as a Musketeer and his first rebound in three minutes of action.

AT NORCROSS HIGH SCHOOL

Four-star prospect ... Played his senior season at Norcross High School in Norcross, Ga., after enjoying a standout career at Deerfield-Windsor High School in Albany, Ga. ... Averaged 9.5 ppg. and 5.0 rpg. for a deep Norcross team that finished 22-9 overall and lost in the state tournament semifinals to eventual champion McEachern, a squad that spent most of the year ranked No. 1 in the nation ... Earned All-Re-

gion honors and Gwinnett County Scholar-Athlete honors as a senior ... Finished his high school career with 942 points and 489 rebounds ... Basketball coach: Jesse McMullan.

AT DEERFIELD WINDSOR HIGH SCHOOL

The three-time Albany Herald Super Sixer averaged 16.0 points and 7.9 rebounds per game as a junior for Deerfield-Windsor as the Knights finished the season 19-5 overall and made it to the quarterfinals of the GISA Class 3A State Tournament ... Basketball coach: Gordy Gruhl.



2019-20

TEAM	DATE	MIN	FG-FGA	3FG-FGA	FT-FTA	O-D-T	PF	A	TO	BLK	STL	PTS
JACKSONVILLE	11/5		DNP									
SIENA	11/8		DNP									
MISSOURI	11/12		DNP									
MISSOURI ST.	11/15		DNP									
vs. Towson	11/21		DNP									
vs. UConn	11/22		DNP									
vs. Florida	11/24		DNP									
LIPSCOMB	11/30	3	1-1	0-0	0-1	1-0-1	0	0	0	0	0	2
GREEN BAY	12/4		DNP									
CINCINNATI	12/7		DNP									
at Wake Forest	12/14		DNP									
WESTERN CARO.	12/18		DNP									
at TCU	12/22		DNP									
at Villanova	12/30		DNP									
ST. JOHN'S (NY)	1/5		DNP									
SETON HALL	1/8		DNP									
CREIGHTON	1/11		DNP									
at Marquette	1/15		DNP									
GEORGETOWN	1/22		DNP									
at Creighton	1/26		DNP									
MARQUETTE	1/29		DNP									
at Seton Hall	2/1		DNP									
at DePaul	2/4		DNP									
PROVIDENCE	2/8		DNP									
at Butler	2/12		DNP									
at St. John's (NY)	2/17		DNP									
VILLANOVA	2/22		DNP									
DEPAUL	2/25		DNP									
at Georgetown	3/1		DNP									
at Providence	3/4		DNP									
BUTLER	3/7		DNP									
vs. DePaul	3/11		DNP									



RAMSEY'S CAREER HIGHS AT XAVIER

- Points - 2 vs. Lipscomb (Nov. 30, 2019)
- Field Goals Made - 1 vs. Lipscomb (Nov. 30, 2019)
- Field Goals Attempted - 1 vs. Lipscomb (Nov. 30, 2019)
- 3-Pt Field Goals Made - 0
- 3-Pt Field Goals Attempted - 0
- Free Throws Made - 0
- Free Throws Attempted - 1 vs. Lipscomb (Nov. 30, 2019)
- Rebounds - 1 vs. Lipscomb (Nov. 30, 2019)
- Assists - 0
- Blocks - 0
- Steals - 0
- Minutes - 3 vs. Lipscomb (Nov. 30, 2019)

RAMSEY'S CAREER NUMBERS AT XAVIER

Season	G-GS	Min/G	FG-FGA	Pct	3FG-FGA	Pct	FT-FTA	Pct	Off	Def	Tot	Avg	PF	FO	A	TO	Blk	Stl	Pts	Avg
2019-20	1-0	3/3.0	1-1	1.000	0-0	.000	0-1	.000	1	0	1	1.0	0	0	0	0	0	0	2	2.0
TOTALS	1-0	3/3.0	1-1	1.000	0-0	.000	0-1	.000	1	0	1	1.0	0	0	0	0	0	0	2	2.0

THE TANDY FILE

Full name: Dekeyvan Tre'von Tandy
 Nickname: KyKy
 Birthdate/Birthplace: December 22, 2000 in Hopkinsville, Ky.
 Parents: Keith Torian and Tonya Tandy; father played basketball at New Mexico State
 Siblings: Gilbero Davis
 Major: Exploratory
 Shoe Size: 11

Why I am wearing No. 24: Switched to No. 24 to honor my UHA teacher Tracie Atwood, whose daughter was killed in a car crash (she played softball and wore No. 24).

Best thing about me as a person: I am funny and quiet

I'm as good as anyone at: Foosball

Favorite cartoon: Tom and Jerry

Favorite superhero: The Hulk

Favorite food: Hamburgers

Favorite color: Blue

Favorite NBA player: Gilbert Arenas

Favorite board game as a kid: Monopoly

24

#24 BY THE NUMBERS – WHO ELSE HAS WORN IT?

J.D. Barnett	1986-88	Jerome Holmes	1988-89
Paul Beckman	1937-39	Drew Lavender	2005-08
Mark Brinkman	1973-74	Charles McEvoy	1936-37
Alvin Brown	1997-02	Andrew Mitchell	2014-15
Tom Condon	1980-82	Anthony Myles	2002-04
Tim Deardorff	1971-72	Jim O'Connell	1953-54
Thomas Freppon	1961-64	Joe Pangrazio	1966-68
Joe Gromada	1968-71	Conor Peterson	2016-17
Jim Haffner	1959-61	Leo Phillips	1958-59
Richard Harris	1982-86	Kamall Richards	2013-14
Ken Harvey	1993-97	Frank Tartaron	1956-58
Tom Hext	1964-66	Robbie Williams	1972-73
David Hils	1952-53		



KYKY TANDY

6-2 | 190 | SOPHOMORE | GUARD
HOPKINSVILLE, KY. | UNIVERSITY HEIGHTS ACADEMY

@KYKYTANDY | @DEKEYVANN



TANDYMAN ON TARGET IN BIG EAST ... BIG EAST ALL-FRESHMAN TEAM (2019-20)

Was a big key for Xavier in regular season league play where he recorded nine of his 10 double-figure scoring games, including 11 at Providence on March 4 that included 3-5 3-point shooting ... XU won eight BIG EAST games and Tandy averaged 11.6 ppg. for those eight wins, hitting .541 (33-61) from the field, including .472 (17-36) from 3-point range. ... Contributed 10 points, three assists and two blocks in the St. John's win on Feb. 17, including a block on the potential game-tying 3-pointer at the final buzzer ... Came up big in the win at Seton Hall on Feb. 1 with 14 points on 5-7 shooting from the field, including 2-3 3-point shooting, and followed that up with 12 points on 4-6 shooting, including 2-4 3-pointers, at DePaul on Feb. 4 ... Hit four 3-pointers and tied for team-high scoring honors with Xavier career highs of 18 points in 28 minutes off the bench in the win over Georgetown on Jan. 22 ... 12 points on 4-6 shooting from 3-point range in the win over St. John's on Jan. 5 in 22 minutes of action.

BIG EAST HONOR ROLL

BIG EAST Conference coaches selected him and teammate Zach Freemantle to the 2019-20 BIG EAST All-Freshman Team; Xavier's previous BIG EAST All-

Freshman Team selections: Naji Marshall (2018), Edmond Sumner (2016) and Trevon Bluiett (2015) ... Earned himself BIG EAST Conference Freshman of the Week honors after averaging 11.0 points and 1.5 assists in wins over DePaul on Feb. 4 and Providence on Feb. 8 ... Scored all 10 of his points vs. Providence in the decisive second half.

MORE ON KYKY AS A FRESHMAN (2019-20)

Played in each of the last 25 games after missing the first seven games due to injury ... Recorded his first double-figure scoring game as a Musketeer with 10 points vs. Green Bay on Dec. 4 ... Saw his first game action vs. Lipscomb on Nov. 30, contributing five points, including his first career 3-pointer, to go with two assists and a rebound in 13 minutes of action ... Enjoyed a big game on his 19th birthday, hitting 3-4 shots, including 2-3 3-pointers, on his way to eight points in 10 minutes at TCU on Dec. 22.

AT UNIVERSITY HEIGHTS ACADEMY

Four-star prospect ... USA Today Kentucky Player of the Year and National Athletic Association of Private Schools (NAAPS) 3A National Player of the Year ... Finished his career with 3,363 points, the eighth highest total in state history ... Led the region in scoring at 26.5 ppg. to go

with 4.4 rpg. as a senior, earning First Team All-State honors for the second straight season ... Second Region Player of the Year by the Kentucky Association of Basketball Coaches ... MVP of the Kentucky All "A" State Championship, averaging 22.8 points and 7.0 rebounds for the four-game title run by University Heights ... Scored 48 points and earned MVP honors in the KABC East-West All-Star Game and 30 points in another MVP effort in the Kentucky-Ohio All-Star Game ... Played in the Kentucky-Indiana All-Star Game on June 7 ... Had an incredible junior year, averaging 30.5 points and 5.0 rebounds, while shooting 48 percent from 3-point range and 61 percent overall ... Honorable mention All-State as a sophomore ... Basketball coach: Grant Shouse.

2019-20

TEAM	DATE	MIN	FG-FGA	3FG-FGA	FT-FTA	O-D-T	PF	A	TO	BLK	STL	PTS
JACKSONVILLE	11/5		DNP									
SIENA	11/8		DNP									
MISSOURI	11/12		DNP									
MISSOURI ST.	11/15		DNP									
vs. Towson	11/21		DNP									
vs. UConn	11/22		DNP									
vs. Florida	11/24		DNP									
LIPSCOMB	11/30	13	2-7	1-5	0-0	0-1-1	0	2	1	0	0	5
GREEN BAY	12/4	15	3-8	2-5	2-2	0-3-3	2	0	0	0	0	10
CINCINNATI	12/7	7	0-2	0-1	0-0	0-1-1	0	0	0	0	0	0
at Wake Forest	12/14	6	0-4	0-2	0-0	1-1-2	0	0	1	0	0	0
WESTERN CARO.	12/18	10	0-4	0-1	0-0	0-3-3	0	0	0	0	0	0
at TCU	12/22	10	3-4	2-3	0-1	0-0-0	1	0	1	0	1	8
at Villanova	12/30	14	1-4	1-4	0-0	0-0-0	2	0	0	0	0	3
ST. JOHN'S (NY)	1/5	22	4-6	4-6	0-0	0-2-2	2	2	2	0	0	12
SETON HALL	1/8	18	1-4	1-3	0-0	1-1-2	2	0	1	0	1	3
CREIGHTON	1/11	13	1-4	1-3	0-0	0-1-1	3	0	1	0	0	3
at Marquette	1/15	17	1-8	1-5	0-0	0-0-0	0	1	0	1	0	3
GEORGETOWN	1/22	28	7-13	4-8	0-2	1-5-6	3	1	1	0	0	18
at Creighton	1/26	12	0-4	0-3	0-0	1-0-1	3	1	1	0	0	0
MARQUETTE	1/29	20	1-4	1-3	0-0	0-1-1	1	1	1	0	0	3
at Seton Hall	2/1	20	5-7	2-3	2-3	0-1-1	2	0	0	0	0	14
at DePaul	2/4	19	4-6	2-4	2-2	1-1-2	0	2	2	0	0	12
PROVIDENCE	2/8	25	3-7	1-2	3-3	0-0-0	2	1	1	1	1	10
at Butler	2/12	22	1-5	1-3	0-0	0-1-1	3	1	1	0	0	3
at St. John's (NY)	2/17	30	4-7	0-3	2-3	0-3-3	1	3	4	2	0	10
VILLANOVA	2/22	24	3-8	0-2	0-1	0-0-0	2	0	0	0	0	6
DEPAUL	2/25	17	4-8	2-5	0-0	0-0-0	1	1	2	0	0	10
at Georgetown	3/1	24	2-7	2-5	1-2	0-0-0	3	2	1	0	0	7
at Providence	3/4	24	4-9	3-5	0-0	0-0-0	0	0	1	0	1	11
BUTLER	3/7	28	4-10	2-6	0-0	0-1-1	2	2	1	0	1	10
vs. DePaul	3/11	23	3-9	0-3	1-1	0-1-1	1	2	3	0	1	7



TANDY'S CAREER HIGHS AT XAVIER

Points - 18 vs. Georgetown (Jan. 22, 2020)

Field Goals Made - 7 vs. Georgetown (Jan. 22, 2020)

Field Goals Attempted - 13 vs. Georgetown (Jan. 22, 2020)

3-Pt Field Goals Made - 4 vs. St. John's (Jan. 5, 2020) and vs. Georgetown (Jan. 22, 2020)

3-Pt Field Goals Attempted - 8 vs. Georgetown (Jan. 22, 2020)

Free Throws Made - 3 vs. Providence (Feb. 8, 2020)

Free Throws Attempted - 3 at Seton Hall (Feb. 1, 2020), vs. Providence (Feb. 8, 2020) and at St. John's (Feb. 17, 2020)

Rebounds - 6 vs. Georgetown (Jan. 22, 2020)

Assists - 3 at St. John's (Feb. 17, 2020)

Blocks - 2 at St. John's (Feb. 17, 2020)

Steals - 1 six times

Minutes - 30 at St. John's (Feb. 17, 2020)

TANDY'S CAREER NUMBERS AT XAVIER

Season	G-GS	Min/G	FG-FGA	Pct	3FG-FGA	Pct	FT-FTA	Pct	Off	Def	Tot	Avg	PF	FO	A	TO	Blk	Stl	Pts	Avg
2019-20	25-0	461/18.4	61-159	.384	33-93	.355	13-20	.650	5	27	32	1.3	36	0	22	26	4	6	168	6.7
TOTALS	25-0	461/18.4	61-159	.384	33-93	.355	13-20	.650	5	27	32	1.3	36	0	22	26	4	6	168	6.7

THE JONES FILE

Full name: Colby Everette Jones

Nicknames: Colb or Colby Cheese

Birthdate/Birthplace: May 28, 2002 in Birmingham, Ala.

Parents: Lesley Bryant and Chad Jones; Dad played basketball at UAB

Siblings: Marcus, Cairon, Trent and Christian; Cairon (C.J.) played at Arkansas and Middle Tennessee State before turning pro this past year

Major: Business Analytics

Shoe size: 14

Chose my number: #3 was my high school number; originally was #10 but gave that number to Nate Johnson

Favorite thing to do with my Dad: Play HORSE and then go out to eat something

Hobbies: Watching movies and reading

Favorite board game as a kid: Sorry

Biggest fear: Sharks

First job I ever had: Mowing lawns

Favorite movie: The Family Man

Who would play me in a movie: Michael Ealy

#3 BY THE NUMBERS – WHO ELSE HAS WORN IT?

Quentin Goodin	2016-20	Pat Kelsey	1995-98
Ashanti Burgess	2015-16	Brandon Randolph	2013-15
Justin Cage	2003-07	Joe Schuessler	2012-13
O’Neil Cooper	2011-12	Tom Simms	1950-51
Kevin Frey	1998-02	Brian Walsh	2008-10
Jim Kartholl	1947-50	John Wiethe	1933-34



STEELE ON JONES

“Colby is like a swiss-army knife. I don’t know what position he is because he can play 1-3. He’s a guy that is a tremendous defender, can really rebound for a guard, can score and make plays. He’s skilled and he’s a terrific decision-maker with the ball with an ability to make guys better. He is strong and has good size and length.”

HIGHLY RANKED

Earned a 4-star ranking from Rivals ... Checked in at No. 131 respectively in the 247sports prospect rankings.

AT MOUNTAIN BROOK HIGH SCHOOL

2020 Alabama Class 7A Player of the Year as selected by the Alabama Sports Writers Association, leading his squad to a 32-3 record and the finals of the Alabama Class 7A State Championship ... Averaged 25.2 ppg, 7.8 rpg., 3.2 apg. and 2.5 spg. as a senior, while shooting 59.2 percent from the field, including 48.8 percent from 3-point range ... 2020 Super All-State Team, a.k.a. one of the top five players in the state ... 2020 All-South Metro Player of the Year ... 2020 Over the Mountain Journal Player of the Year ... 2020 Class 7A First Team All-State selection Captured MVP honors of two prestigious in-season tournaments as a senior, while helping Mountain Brook

COLBY JONES

6-5 | 195 | FRESHMAN | GUARD

BIRMINGHAM, ALA. | MOUNTAIN BROOK HIGH SCHOOL

@KOVAJONES | @KOVAJONES



win both the Arby’s Classic and the Kreul Classic ... 2019 Class 7A Third Team All-State selection as a junior, averaged 14 ppg., 5.0 rpg. and 3.0 apg. while leading Mountain Brook High School to the 2019 Alabama Class 7A State Championship ... 2019 EYBL Breakout Player of the Year ... Earned 2018 Class 6A Second Team All-State and 2018 Second Team All-Birmingham honors as a sophomore ... Basketball coach: Bucky McMillan, who is now the head coach at Samford.

COACH BUCKY McMILLAN ON JONES

“A lot of our success was the result of his unselfishness. He has an all-around game. Colby is such a smart player but most of all he’s a winner with great mental toughness. Colby is that rare student-athlete that was recruited by Ivy League schools and Power Five schools, including a lot of SEC teams. He found a perfect fit at Xavier that filled what he wanted at a high level both academically and athletically.”



DIEONTE MILES

6-10 | 220 | FRESHMAN | FORWARD
WALTON, KY. | WALTON-VERONA HIGH SCHOOL

@DIEONTEMILES | @KINGDIEONTE22



AS A FRESHMAN (2019-20)

Sat out the season as a redshirt.

TRAVIS STEELE ON MILES:

“Dieonte can protect the rim and block shots. He is very mobile for a kid his size. Offensively, he’s a lefty so he’s really comfortable using that left hand around the rim but I think he’s a guy over time that’s going to become very effective as he gets bigger and stronger. He can really run and is very mobile for a kid his size. He’s another guy that can hedge a ball screen, which is really important in today’s game. Most importantly, he just knows how to play. He has a natural feel for the game and is skilled, whether it’s in the low post or shooting 3-pointers.”

SPAIN RECAP

Averaged 6.7 points and 2.7 rebounds in 13.0 minutes per game during Xavier’s three-game exhibition tour in Spain in the summer of 2019.

AT WALTON-VERONA HIGH SCHOOL

Three-star prospect ... Kentucky “Mr. Basketball” candidate along with XU teammate KyKy Tandy ... First Team All-State (Louisville Courier-Journal) and First

Team All-Region, while earning Eighth Region Player of the Year (Kentucky Association of Basketball Coaches), 32nd District MVP honors and NKCK Conference Player of the Year ... Cincinnati.com First Team Kentucky All-Star ... Averaged 14.7 points, 6.7 rebounds, 4.0 blocks and 3.0 assists as a senior, while shooting 64.4 percent from the field ... Led Walton-Verona to the state tournament for the first time since 1942 ... Finished his career with a school-record 350 blocks despite missing the majority of his junior year with a shoulder injury ... Led his team to three straight All-“A” Region Championships and three straight District Championships ... Team finished 28-7, falling in the state quarterfinals to Campbell County despite a state-tournament record 12 blocks from Miles MVP of the 8th Region Tournament, while leading his team to its first title in 77 years ... MVP of the All-“A” Regional Tournament and Sweet 16 All-Tournament Team honors ... Basketball coach: Grant Brannen.



THE MILES FILE

Full name: Dieonte Alexander Miles

Nickname: D

Birthdate/Birthplace: August 23, 2001 in Walton, Ky.

Parents: Roman and Tiechia Miles

Siblings: Melanie, Johnasia, Matthew and Jasmine

Major: Sport Management

Shoe size: 18

My number choice: My top choices are retired numbers (#23 for Byron Larkin and #42 for Tyrone Hill)

Best thing about me as a person: I have a good personality

Best thing about me as a player: I put the team first

Most famous person I’ve ever met: Andy Dalton

Favorite board game as a kid: Monopoly

Hobbies: Watching WWE and hanging out with friends

Biggest fear: Snakes

Favorite food(s): Cheese coney and seafood, especially my Mom’s crab legs

Favorite NBA player: Anthony Davis

Favorite cartoon: Charlie Brown

First trophy I won: Was in football; wide receiver of the year

#22 BY THE NUMBERS – WHO ELSE HAS WORN IT?

John Albrinck	1956-57	Jamel McLean	2007-11
Landen Amos	2012-14	Bill Middendorf	1957-59
Perry Ashley	1968-70	Roy Neary	1937-39
Huck Budde	1951-53	Ron Nicolai	1959-61
Tim Chadwell	1979-80	Mike Ramey	1985-89
Tim Deardorff	1972-73	Brandon Rice	2004-06
A.J. Frazier	2018-19	Dick Schneider	1953-54
Kaiser Gates	2015-18		
Jamie Gladden	1989-93		
Brad Graff	1970-72		
Albert Howe	1936-37		
Andre Johnson	1999-02		
Edward Kluska	1939-40		

22

THE ODOM FILE

Full name: Dwon Terrell Odom

Nicknames: D.O., D

Birthdate/Birthplace: Nov. 8, 2000 in Pembroke Pines, Fla.

Parents: Seanna Patryce Reath and Willie Reath

Siblings: Dwayne, Sandra and Keyki; Dwayne played football at Central Arkansas

Major: Sports Management

Career goal after basketball: Own a business or coach

Shoe size: 13 or 14

Pregame rituals: I eat two packs of Skittles; that started in high school when I saw Marshawn Lynch do it. Also, I always put my left sock and shoe on first.

Favorite sports moments: Setting school records in two sports (basketball and track)

Hobbies: Watching movies and bowling.

Favorite movies: Many of my favorites are sports movies like Blind Side, More Than A Game, Coach Carter and Like Mike but also have Garfield and High School Musical on my list.

Favorite foods: Cereal and pizza; love my Mom's black beans, yellow rice and chicken

Favorite board game as a kid: Monopoly

Best thing about me: I will always tell the truth. Honesty is a quality I look for in friends; being funny is great too.

#11 BY THE NUMBERS – WHO ELSE HAS WORN IT?

Bryce Moore	2019-20	Leo McDermott	1960-62
Malcolm Bernard	2016-17	Steve Poppe	1968-70
Ed Bissmeyer	1946-48	B.J. Raymond	2005-09
Jay Canty	2010-11	Angelo Smith	2002-04
Dee Davis	2012-15	Steve Thomas	1962-66
Norman Grevey	1949-51		
Chris Hall	1967-68		
Ricky Jannott	1959-60		
Kerem Kanter	2017-18		
Keonte Kennedy	2018-19		
Stan Kimbrough	1985-89		
Dave Lynch	1966-67		

11



STEELE ON ODOM

"Dwon is a leader first and foremost, who is a great fit at the point guard position. When you watch Dwon play, the first thing that catches your eye is his athleticism, how strong he is and how tough he is, but I love the fact that you can always hear him. Dwon brings energy and leadership. He is a winner."

HIGHLY RANKED

Earned 4-star rankings from 247sports, Rivals and ESPN ... Checked in at No. 55 (No. 9 point guard) on 247sports ... No. 79 respectively in the overall prospect rankings.

AT ST. FRANCIS HIGH SCHOOL

Led his St. Francis team to back-to-back Georgia Class A Private School State Championships in his final two seasons ... Played in all 126 games in his four-year career, while his teams posted a 109-17 record ... Scored 2,378 career points (second on the school's all-time list behind Kobi Simmons), dishing off a school-record 865 assists, grabbing 695 rebounds (fifth all-time) and grabbing a school-record 285 steals ... Averaged 20.6 points, 6.4 assists, 5.0 rebounds and 2.2 steals per game and shot 65 percent from the field as a senior, while being named Class A State Player of the Year for a second straight season and being named

DWON ODOM

6-1 | 180 | FRESHMAN | GUARD

ALPHARETTA, GA. | ST. FRANCIS HIGH SCHOOL

@DWONODOM1 | @DODOM23



Regional Player of the Year for the third straight season ... Averaged 21.8 points, 7.1 assists, 5.9 rebounds and 2.4 steals per game while shooting 68 percent from the field as a junior ... Scored a game-high 28 points to go with seven assists in the 2019 championship game, including 17 points in the decisive fourth quarter ... Basketball was not the only state championship that Odom won as a junior as he won the 2019 Georgia State Triple Jump title as a member of the St. Francis track team ... Led his hoops team to a 2017-18 Georgia Class A Private School State Runner-up finish as a sophomore ... Same high school that sent Kaiser Gates to Xavier ... Basketball coach: Drew Catlett.

ST. FRANCIS HIGH SCHOOL COACH DREW CATLETT ON ODOM

"Dwon is the true definition of a winner. Dwon is very athletic and very competitive but above all he is a team-first guy. Stats never tell the whole story but the record was impressive over his career and he was among the school's all-time leaders in assists, rebounds, steals and points. He is a blue-collar player who comes to work every day to do what is necessary to be successful and that impacts the entire team."



C.J. WILCHER

6-5 | 195 | FRESHMAN | GUARD
PLAINFIELD, N.J. | ROSELLE CATHOLIC HIGH SCHOOL

@CJWILCHER | @CJ_WILCHER



STEELE ON WILCHER

"C.J. is the best shooter that I saw in the class of 2020 in the entire country. C.J. can make shots from all over the floor, whether in the post, off the catch or off the dribble. He also really knows how to play and he knows how to use his body. He sees things on the floor and can make his teammates better. He is a great shooter, but he is a lot more than that. He's a scorer and he brings a different dimension on the offensive end."

HIGHLY RANKED

Earned 4-star rankings from ESPN, 247sports and Rivals ... Checked in at No. 81 on ESPN and No. 107 for 247sports.

IN HIGH SCHOOL

Played in 20 games as a senior at Roselle Catholic, missing nine due to injury, but still connected on 50 3-pointers ... Led St. Benedict's Prep in Newark to a state championship his sophomore year and a state runner-up finish in his junior year ... In the 2018 state championship game, Wilcher scored 28 points, including five 3-pointers ... Basketball coach at Roselle Catholic: Dave Boff.

ROSELLE CATHOLIC COACH DAVE BOFF ON WILCHER

"C.J. is an elite level shot maker. He is as good a shot maker at this level as I have ever seen. He has the ability to hit difficult shots on a regular basis. One thing he doesn't get as much credit for is that he is a very good passer. He can feed the post and find the open guys in other spots on the court. He works hard on all aspects of his game and is a great leader for us on and off the court ... In our last game of the season (state title game that was cancelled due to the COVID-19 pandemic) we were down 11 points in the state semifinal with about four minutes to play and C.J. hit three consecutive 25-to-30-foot 3s in a row to cut the lead to two and we wound up winning by one point."

THE WILCHER FILE

Full name: Caleb Jefferson Wilcher

Birthdate/Birthplace: July 14, 2001 in Plainfield, N.J.

Parents: Sergio and Kimberly Wilcher; Dad played basketball at Morgan State

Siblings: Sergio, Malik, Simeon and Zoe

Major: Sports management major; considering a possible future switch to exercise science

Career goal after basketball: College coaching

Shoe size: 15

Best thing about me as a person: Very social

Hobbies: Working out

Famous person I've met: Met Kevin Durant at a summer league basketball game and asked him to sign one of the shoes he played in that day and scored 66 points.

Something you may not know about me: I used to throw the shot put. In fact, the first athletic trophy I ever won was for the shot put.

Pet peeves: Half-tucked shirts or half-erased board.

Favorite board game as a kid: Sorry

Favorite video game: I don't play video games

Favorite movie: Avengers

Who would play me in a movie: Adam Sandler

#0 BY THE NUMBERS – WHO ELSE HAS WORN IT?

Daniel Ramsey	2019-20
Larry Austin Jr.	2014-16
Lionel Chalmers	1999-04
Semaj Christon	2012-14
Dee Davis	2011-12
Tyrique Jones	2016-19







TRAVIS STEELE

**HEAD COACH | THIRD YEAR
BUTLER '04 | DANVILLE, IND.**

@COACHSTEELEXU

THE FUTURE IS BRIGHT

There are definitely good reasons to believe the future is bright for the program under Sedler Family Men's Head Basketball Coach Travis Steele, who was highlighted by The Athletic in its "40 Under 40 Rising Stars in Men's Hoops" story in October. Steele and his staff have put together one of the nation's top 20 recruiting classes two years in a row, including this year's highly-ranked freshman class of Colby Jones, Dwon Odom and C.J. Wilcher on the heels of last year's class that included Zach Freemantle, Dieonte Miles, Daniel Ramsey and KyKy Tandy. They are working on another impressive class for the next signing period. None of this is a surprise since Steele was named one of the top two recruiters in the BIG EAST Conference by Sporting News basketball magazine in each of his final two seasons as a Xavier assistant. All of these rankings don't even take into account the talented transfer recruits brought into the fold, including this year's additions of Bryan Griffin, Nate Johnson, Ben Stanley and Adam Kunkel.

Xavier extended the contract of Sedler Family Men's Head Basketball Coach



Travis Steele through the 2024 season. "I appreciate the support from everyone at Xavier, which is critical to taking our program that next two percent to where we want to go," said Steele. "I am excited about our future."

A LOOK BACK AT THE LAST TWO YEARS

Steele, 38, led Xavier to a 19-13 record in his second year as the head coach. The year was cut



short prior to postseason play by the COVID-19 pandemic.

In his debut season, Steele led XU to the second round of the 2019 National Invitation Tournament where it lost in overtime at Texas, the eventual NIT Champion. Steele, who took over a team with no returning double-figure scorers, was picked to finish sixth in the BIG EAST Conference preseason coaches poll. The Musketeers won six of their last seven regular season BIG EAST games to finish tied for third in the league standings at 9-9, a league that sent all 10 teams to postseason play.

Steele was a finalist for the Joe B. Hall National Coach of the Year Award, which is given annually to the nation's top first-year head coach in Division I. Steele, who finished 19-16 in his first season as the Xavier head coach, led XU to eight wins in its last 11 games. All of the opponents for those 11 games were in either the NCAA Tournament or NIT fields, including seven road and neutral site games.

BUILDING ON SUCCESS AT XAVIER

Steele was named the Sedler Family Men's Head Basketball Coach at

Xavier on Saturday, March 31, 2018. Steele spent the previous 10 seasons at Xavier, including nine on the staff of his predecessor, Chris Mack. Steele is the 18th head coach in Xavier basketball history.

Steele has been a part of nine NCAA Tournament teams at Xavier, including five teams that reached at least the Sweet 16. The 2017-18 team won XU's first BIG EAST Regular Season Championship, a school-record final AP ranking of No. 3 and the first NCAA Tournament No. 1 seed in school history.

Former Xavier head coach Sean Miller hired Steele prior to the 2008-09 season as Xavier's Director of Basketball Operations. Mack promoted Steele to assistant coach after he took



STEELE'S SUCCESS ON THE XAVIER STAFF:

First Two Years As The Xavier Head Coach

Season	Overall	Conference Record	Postseason
2019-20	19-13	8-10/T-6th in BIG EAST	Cancelled (Covid-19)
2018-19	19-16	9-9/T-3rd in BIG EAST	NIT 2nd Round
Totals	38-29		1 NIT (1-1)

First 10 Years On The Xavier Coaching Staff

Season	Overall	Conference Record	Postseason
2017-18	29-6	15-3/1st in BIG EAST*	NCAA 2nd Round
2016-17	24-14	9-9/7th in BIG EAST	NCAA Elite Eight
2015-16	28-6	14-4/2nd in BIG EAST	NCAA 2nd Round
2014-15	23-14	9-9/6th in BIG EAST	NCAA Sweet 16
2013-14	21-13	10-8/T-3rd in BIG EAST	NCAA 1st Round
2012-13	17-14	9-7/T-6th in Atlantic 10	
2011-12	23-13	10-6/T-3rd in Atlantic 10	NCAA Sweet 16
2010-11	24-8	15-1/1st in Atlantic 10*	NCAA 2nd Round
2009-10	26-9	14-2/T-1st in Atlantic 10*	NCAA Sweet 16
2008-09	27-8	12-4/1st in Atlantic 10*	NCAA Sweet 16
Totals	242-105	4 Titles*	9 NCAA (13-9)

*Regular Season Championship

over the program prior to the 2009-10 season. Steele was promoted to Associate Head Coach following the 2015-16 season.

BEFORE COMING TO XAVIER

Prior to Xavier, Steele worked on the staff at Indiana. He joined the Hoosiers in August of 2006, taking on the duties of the video coordinator. After serving as the video coordinator for a season and a half while at IU, he was promoted to the position of assistant coach in February of 2008.

Prior to his time with the Hoosiers, Steele served as an assistant men's basketball coach at Wabash Valley College (2005-06) and spent a year with the Ohio State basketball program as a graduate manager (2004-05) under former XU head coach Thad Matta.

From 2001-06, Steele was a coach for the Spiece/Indiana Adidas Elite AAU Basketball program. Steele also was an assistant varsity coach at Ben Davis High School while attending Butler University from 2001-04.

FAMILY

Steele, the brother of former XU assistant and current Akron head coach John Groce, was born Nov. 12, 1981 in Danville, Indiana. He and his wife Amanda reside in Cincinnati with their seven-year-old son, Winston, and their one-year-old son Anderson Michael.

Steele graduated cum laude from Butler in May of 2004, earning a bachelor of science degree in marketing.



JONAS HAYES

ASSISTANT COACH | THIRD YEAR
GEORGIA '04 | ATLANTA, GA.

 **@COACHJONAS** |  **@COACHJONAS**



Jonas Hayes is in his third year on the Xavier Basketball staff. Hayes, 39, has been a big part of helping Travis Steele secure multiple nationally-ranked recruiting classes. Hayes spent the previous six years on the staff of his alma mater, the University of Georgia, including five seasons as an assistant coach.

“Jonas is a terrific coach but he is an even better person..” said Xavier head coach Travis Steele. “He is a man of very, very high integrity and great character. He is a great mentor for our young men in our program. I think it has been well documented how good of a recruiter he is. He has an ability to connect with people and develop relationships, and that serves him really well and it serves our program really well. He can light up a room. He is funny, he can connect with guys from the country, guys from the city, international, he can connect with anybody in a room.

“As a coach, what he did with Ty (Tyrique Jones) and Zach Hankins during a short period of time with those guys was nothing short of amazing. We saw big jumps in both of those young men’s games. So, he does a great job in that area. He is our rebounding voice in practice and in games, and we’ve been a pretty good rebounding team as well. Jonas is going to be a tremendous head coach when he gets

that opportunity and I think that’s going to be sooner rather than later.”

Jonas’ role will be critical to this year’s team with young big men to mentor like Dieonte Miles, Daniel Ramsey and Zach Freemantle, as well as veterans Jason Carter, Bryan Griffin and Ben Stanley.

“Jonas is so genuine, he really is, there is nothing fake about Jonas,” said Steele. “But again, it’s why I hired him. I wanted men on our staff to be really invested in our players, and that’s really important on and off the court in development, and Jonas is about that. He is very like-minded, he fits Xavier, he fits the vision I have for our program. It makes me feel really good, obviously we love having Jonas here.”

As a coach, Hayes played a major role in the development and production of Georgia’s post players, including All-SEC performers Marcus Thornton and Yante Maten. Maten was the 2018 AP SEC Player of the Year. In Georgia’s 11 combined seasons with Hayes as a player or member of the staff, the Bulldogs earned seven postseason bids, including four of his last five seasons. Georgia posted three consecutive 20-win finishes in Hayes’ first three seasons as an assistant, just the second time in 112 seasons of play the Bulldogs



have accomplished that feat.

Prior to joining the Bulldogs’ staff, Hayes spent five seasons as an assistant coach at Belmont Abbey from 2007-12. He also was an assistant coach at South Carolina State (2006-07) and Morehouse (2005-06). Hayes returned to Georgia as operations coordinator for the 2012-13 season and moved into a slot as an assistant coach a year later.

As a player, Hayes was a three-year letterwinner and started 41 of 88 games played for the Bulldogs from 2001-04, averaging 8.6 points and 4.9 rebounds for his career. Hayes and his twin brother Jarvis played at Western Carolina as freshmen before transferring to Georgia in 2000. Jonas helped Georgia reach postseason competition twice, including the 2002 NCAA Tournament and 2004 NIT. Jonas started 29 games as a senior and averaged 11.9 points and 5.3 rebounds.

Hayes, who was born August 9, 1981 in Atlanta, Georgia, graduated from Georgia in 2004 with a bachelor’s degree in child and family development.



DANTE JACKSON

**JAMES P. CRAWFORD ASSISTANT COACH | THIRD YEAR
XAVIER '11 | GREENFIELD, OHIO**

@DANTEJACKSONXU | @DANTEJACKSONXU



Former Musketeer basketball standout **Dante Jackson** is in his second year as the James P. Crawford Assistant Coach. Jackson, who was a graduate assistant coach on the Xavier staff from 2012-14, won 107 games and played in four NCAA Tournaments as a Musketeer player, including an Elite Eight and two Sweet 16s. He has been a big part of helping Travis Steele secure nationally-ranked recruiting classes two years in a row.

“I think Dante has a great perspective of Xavier,” said Xavier head coach Travis Steele. “He’s not going to ask our players to do anything he hasn’t done himself here at Xavier. Whether that’s going to class, study tables, conditioning, lifting, how we practice, our defensive system, it’s all kind of the same. That dates back to Sean Miller, when Sean recruited Dante. We will tinker things, but Dante knows the holistic approach that we try to have, and I think that’s really important. He has seen it from a player’s perspective, and now he sees it from the coaching perspective, and I think that’s really, really powerful. Dante, obviously, is the same guy every day, a lot like Jonas (Hayes) and Ben (Johnson). All three are very consistent, which I think is very important because you know what you are getting. Dante is very high energy. Every day at practice you are going to hear his voice. He is going to try to elevate people around him to get to his level,

and you can’t put a price tag on that.”

Steele emphasizes that Jackson is a guy who is always ready. “Its right away, right when he sees them in the gym. He is an energy giver. Again, that’s so important. I think a really important aspect of an assistant coach, or any coach in general, is to get guys’ mindsets correct and ready to compete. That’s not just games, that’s every day in practice, every workout we do, whether that’s lifting, conditioning, skill, it doesn’t matter, you still have to have great energy and Dante really helps provide that for us.”

Steele worked with Dante for three years when Dante was a player (2008-11) and two years when he was a graduate assistant (2012-14).

Jackson, 32, returned to Xavier after gaining experience as a full-time assistant at nearby Northern Kentucky (2015-16), Air Force (2016-17), Robert Morris (2017-18) and a brief stint at Kent State before agreeing to return to his alma mater. Prior to his graduate assistant stop at Xavier, Jackson started his collegiate coaching career as a graduate assistant for one season (2011-12) under then-Ohio University head coach John Groce, the brother of Xavier’s head coach. The Bobcats finished with an overall record of 29-8 that season, won the 2012 Mid-American Conference (MAC) Tournament

title and advanced to the Sweet 16 of the 2012 NCAA Tournament.

Jackson, who was born April 7, 1988 in Greenfield, Ohio, is a 2011 graduate of Xavier University with a bachelor of arts degree in liberal arts. He earned his master’s degree in sport administration from Xavier in 2014. The Musketeers finished in third place in their first season as a member of the BIG EAST with an overall record of 21-13 in the 2013-14 season, including a 10-8 conference mark, and earned an at-large berth to the 2014 NCAA Tournament in Jackson’s final season as a graduate assistant.

Jackson concluded his playing career with the Musketeers with 107 victories, including seven in the NCAA Tournament. The 107 wins are just one shy of the school record held by Jason Love. A three-year starter at Xavier, he posted career totals of 795 points, 374 rebounds and 255 assists. Jackson shared the school record for games played with 137 until 2018 graduates Trevon Bluiett and J.P. Macura took over the top two spots in the 2017-18 season. Jackson appeared in the NCAA Tournament in each of his four years as a player, including an Elite Eight appearance in 2008, the Sweet 16 in both 2009 and 2010 and the second round in 2011.

Jackson has a 10-year-old daughter, Alaya.



BEN JOHNSON

ASSISTANT COACH | THIRD YEAR
MINNESOTA '05 | MINNEAPOLIS, MINN.

 **@COACHBENJOHNSON**

Ben Johnson, 39, joined the Xavier Basketball staff in 2018 after spending the previous five seasons from 2013-18 as an assistant at his alma mater, Minnesota. He has been a big part of helping Travis Steele secure nationally-ranked recruiting classes two years in a row.

“Ben is an outstanding coach and recruiter that will be a very successful head coach one day,” said head coach Travis Steele. “Ben is ‘Steady Eddy,’ he just is. He is the same guy every day. He is highly intelligent, very well thought out. He’s very good at everything. He is great on the floor, he’s great in skill development, he’s got a great offensive mind and he’s got great relationships with our players. He is a really good evaluator and recruiter. Everything he does he is very thorough and has helped us to mine the state of Alabama to get Colby (Jones), New Jersey to get Zach Freemantle just to name a few. He’s got great eye for talent and he’s very thorough, very diligent with his process. He is another guy I think is going to be a head coach sooner rather than later, he’s ready. He is terrific and we are fortunate to have him.”

“Ben will play a key role once again in developing our perimeter players. Ben is very intelligent. He is a very good teacher, takes a lot of pride in it and how he communicates his

messages to our players. Ben is always studying the game. I don’t have to tell him to do that. He just does it. It’s his passion.”

“I am excited about the future of the Xavier basketball program,” said Johnson. “Xavier has an unbelievable tradition. I want to continue to build this program at a championship level!”

Minnesota finished 25-13 and won the 2014 NIT Championship in Johnson’s first season on the Golden Gopher staff. UM finished 24-10 and earned an NCAA Tournament berth in the 2016-17 season. Numerous Golden Gophers earned All-BIG Ten honors during Johnson’s time at UM, including four in 2017, including First Team selection Nate Mason, Third Team selection Jordan Murphy and Defensive Player of the Year Reggie Lynch.

Johnson returned to Minnesota in 2013 after spending the 2012-13 season as an assistant coach at the University of Nebraska.

Prior to his role at Nebraska, Johnson spent four seasons on the staff at Northern Iowa from 2008-12. The Panthers went a combined 93-77 during that time, reaching postseason play in all four years, including a run to the NCAA Sweet 16 in 2009-10. That year, UNI



won a school-record 30 games and upset top-seeded Kansas in the second round. During his tenure at UNI, the Panthers boasted three First Team All-MVC selections, including 2010 Missouri Valley Conference MVP Adam Koch in 2010.

Prior to his stay at Northern Iowa, Johnson served as an assistant coach for two seasons at the University of Texas-Pan American. He began his coaching career as a graduate assistant at the University of Dayton during the 2005-06 season.

Johnson started his collegiate playing career at Northwestern and played two seasons before transferring to Minnesota to finish his career. He was a two-time captain at Minnesota and finished with 533 points in 59 games. He scored a total of 1,202 career points in his four seasons of collegiate basketball.

Johnson, who was born December 23, 1980 in Minneapolis, Minnesota, graduated from the University of Minnesota in 2005 with a bachelor’s degree in sociology.



MARIO MERCURIO

**ASSOCIATE ATHLETIC DIRECTOR FOR BASKETBALL ADMINISTRATION | 18TH YEAR
XAVIER '03 | CINCINNATI, OHIO**

@MARIOMERCURIO | @MARIOMERCURIO



Mario Mercurio, who was promoted in 2018 to Associate Athletic Director for Basketball Administration, is in his 18th year with the program. Mercurio has been a big part of the men's basketball program's success and the many transformational changes to Cintas Center, particularly those areas that directly impact the student-athletes. That includes the transformation of the basketball offices and the men's basketball locker room.

Mercurio has been a key part of the group involved in the many design changes to Cintas Center. Charged with overseeing all student-athlete focused renovations, Mercurio served as the point person for the strength and conditioning addition, the men's basketball locker room upgrades, the training room renovation and the student-athlete lounge.

"Mario wears a lot of different hats," said head coach Travis Steele. "No task is too big or too small for Mario. The first thing I would say about him is that he's got a great business mind. You think about branding, and he gets it, he just does. He's always kind of hovering about 40,000 feet while we are down here at ground level. He gives us that perspective on every decision we make with our program. How we talk and communicate with our players. How to motivate our players. How to

strengthen our brand nationally. Obviously, he does scheduling and he's going to help with the Nike contract. He's on the COVID-19 Task Force right now, because that's really prevalent right now, so he's dealing with that every day. He wears a lot of different hats. He makes our program go. A lot of what he does is behind the scenes. You're not going to see him in the games coaching. Xavier wouldn't be Xavier without Mario. He has been here since Skip (Prosser). Skip, Thad (Matta), Sean (Miller), Chris (Mack), and now myself and we are very fortunate to have him."

Mercurio's responsibilities include Xavier's non-conference scheduling, helping XU annually post one of the nation's best non-conference slates to accompany its rugged BIG EAST schedule. This role also includes annually securing spots in one of the nation's top exempt holiday events. This year he had to pivot quickly to create the first-ever four-team MTE Xavier Invitational to open the season during Thanksgiving week. For the past 16 years Mercurio has served as Xavier's liaison to Nike Basketball. The 2020-21 season will mark Xavier's 10th year as a Nike NTS School.

Steele summed up Mercurio's role by saying "Mario is a forward-thinking person, always thinking about how can we continue to get

better as a program."

Mercurio, who started as a student worker under the late former XU head coach Skip Prosser, has been a key part of the basketball staffs of each of the last three coaches, including Chris Mack, Sean Miller and Thad Matta.

A Cincinnati St. Xavier High School graduate, Mercurio graduated in 2003 from Xavier's Williams College of Business with a double major in finance and marketing. Mercurio, also received his MBA at Xavier. He and his wife Meghan live in his hometown, Cincinnati.



MATTHEW GRAVES

SPECIAL ASSISTANT TO THE HEAD COACH | SECOND YEAR
BUTLER '98 | SWITZ CITY, IND.

 **@COACHGRAVES10**



Head Coach **Travis Steele** brought **Matthew Graves** onto his staff in August of 2019 as the Special Assistant to the Head Coach. Graves, who was an assistant coach at Evansville in the 2018-19 season, spent five years as the head coach at the University of South Alabama.

“I have known Matthew for a long time,” said Steele. “Matthew has extensive experience at multiple levels.

“Number one is he brings a different perspective than anyone on our staff because he has been a head coach. He has sat on this seat before, he knows how it feels, so I think he brings that perspective. Matthew taught me in college. He taught my coaching class. He has won a lot. He has coached in multiple Final Four’s. He’s won a lot of championships. He’s been in big games. He knows what it takes and what it looks like. He’s very good X’s and O’s wise, so he’s a great sounding board for me from that perspective. He has been around some of the best coaches in the game and that’s big for us, it really is. He helps prepare us as well. He watches a lot of film, a ton of film of our opponents and how we can attack those teams. He’s really big in our game planning.”

Prior to his time at South Alabama, Graves spent 17 years as a student-athlete and coach at Butler University, which is also Steele’s alma mater.

Graves started as an assistant coach at North Central High School and Ben Davis High School in Indianapolis before joining the Bulldog staff as coordinator of men’s basketball operations in 2001 on Todd Lickliter’s BU staff. After two seasons, he was promoted to an assistant coach before being named the associate head coach in 2010 by Brad Stevens.

With Graves on staff, the Bulldogs made a national tournament in each of his last eight seasons along with eight seasons in a row with 20+ victories. His coaching career at Butler was highlighted by a pair of appearances in the NCAA Tournament Championship Game in 2010 and 2011.

Graves also enjoyed success as a student-athlete at Butler. Graves was a member of the 1997 team that made the NCAA Tournament for the first time in 35 years. He was named Team MVP as he led the Horizon League in free-throw shooting while earning a nod on the All-Tournament Team with his 18-point performance in the championship game.

Off the court, Graves was named to the GTE Academic All-District V Team while garnering an academic all-league selection.

Graves, a Switz City, Ind., native, was born on Nov. 9, 1974 in Linton, Ind. He earned his bachelor’s degree from Butler in secondary education with an emphasis in chemistry in 1998 and his master’s degree in education administration from BU in 2003. He and his wife Susan have two daughters, Abigail and Lillian.



DAVID FLUKER

**HEAD ATHLETIC TRAINER | 18TH YEAR
WILMINGTON '86 | CINCINNATI, OHIO**



David Fluker, who was named Xavier's Head Athletic Trainer in 2018, has spent 17 years serving Xavier Athletics, including eight years as XU's Associate Head Athletic Trainer before earning his promotion to Head Athletic Trainer.

Fluker is in his second stint with Xavier Athletics, including his 11th straight year. Fluker, who spent seven years (2003-10) working as athletic trainer for the men's basketball program at the University of Cincinnati, served seven years in a similar capacity at Xavier from 1996-2003.

Fluker coordinates coverage of medical staffing for all of Xavier's 18 NCAA Division I programs and its 300 student-athletes. Fluker's role still includes responsibility for the men's basketball trainer duties at Xavier.

"Dave deals with our guys every single day," said head coach Travis Steele. "The spotlight is on Dave even more now than it ever has been. Dave, number one, is a great man. He's a great family man and a great role model for our players, that's first and foremost. Dave is a professional. How he goes about his day, he's very structured, disciplined, diligent. He is a servant leader for our guys. That's his approach. He's there to serve our guys, keep them healthy,

keep them on the floor and make sure that they are safe and healthy and that we are following protocols across the board, whether that be COVID-19, which is prevalent right now, or whatever it is. He's all over it, making sure that our guys follow protocols, and if we do have a guy get injured or get sick, he takes care of them. He's awesome to have around. We are lucky He's another guy that has been around Xavier for a long time, and we appreciate everything he does for us.

"When a lot of people think of training rooms, they think of getting healthy or recovering from an injury. Our guys also get a lot of help with preventing injuries. Dave does a really good job of that, making sure our guys are in the ice tub, or the cold pool or the hot pool, stretching, sleeping and eating right. He works hand-in-hand with (Strength and Conditioning Coach) Matt Jennings as well, trying to make sure that we keep our guys healthy. If a guy does get injured, he has the expertise and access to medical personnel and equipment to get the guy onto the floor as quickly as possible. Our players know and love him because they know he always is looking out for their best interests."

Fluker came to Xavier the first time in 1996 after three years as the staff athletic trainer for Queen City Sports Medicine & Rehabilitation. Other sports medicine experiences include being staff athletic trainer for Bethesda Montgomery Physical Therapy (1988-91) and graduate assistant athletic trainer at Michigan State University (1986-88). Fluker was selected as a volunteer athletic trainer in 2000 at the Olympic Training Center in Colorado Springs, Colo., and as a site athletic trainer at numerous events. He was an athletic trainer with the USA Judo Team at the 2003 Pan Am Games in the Dominican Republic.

Fluker, who was born in Cincinnati, is a 1986 graduate of Wilmington College with a bachelor's degree in sports medicine-athletic training. He earned his master's degree in health education-human performance from Michigan State in 1988. He and his wife, Crystal, have six children: Leonard, Courtney, Davin, Kira, Simone and D.J.



MATT JENNINGS

**HEAD STRENGTH AND CONDITIONING COACH | 12TH YEAR
NORTH CAROLINA '96 | EDEN, N.C.**

 @_MATTJENNINGS |  @_MATTJENNINGS



Matt Jennings is in his 12th year as the Head Strength and Conditioning Coach at Xavier. His responsibilities include overseeing the entire XU Athletics Strength and Conditioning Department, as well as working directly with the men's basketball program.

Jennings has worked closely with the Xavier Athletic Training staff and numerous area professionals to develop a program that covers nutrition, strength training, injury prevention and more. Jennings is excited about the new expanded strength and conditioning area at Cin-tas Center, which opened in October of 2016.

Jennings' previous experience includes time as a strength coach at Wake Forest University, the University of South Carolina and High Point University in addition to a graduate assistant position at the University of Tennessee and an internship with the NFL's Tampa Bay Buccaneers.

"I think the Strength and Conditioning Coach position is as important as any role in our program," said head coach Travis Steele. "He's huge for us. I think that in a lot of ways, his position, the Strength coach position, is probably the second most important position in the program when you talk about culture. I think you get a lot of your toughness in that weight room.

Facing adversity, whether that's through conditioning, through lifting, that push, that grit you need on the floor, I think a lot of that comes from his area. Matt is obviously very experienced; he is very well versed in the strength and conditioning realm. He is very highly regarded in his area nationally. Our guys love him He's a big teddy bear, but he's going to push you. He has done a great job getting our guys strong, even throughout this abnormal, unique year we have had due to COVID. He has done a great job, we have seen great results, getting great gains with our guys. He's big in the development. Here at Xavier, we want to be the best at the overall development of our young men. That's as a person, student, and player, and Matt plays a big role in that and developing their bodies.

"Matt is one of the best strength coaches in the country and we are fortunate to have him here. Matt is around the guys every single day and helps set a culture. His results speak for themselves over the last 11 years. His experience and his passion for Xavier is going to help us get to where we want to go as a program. Matt is a great person who does things the right way. Our weight room is incredible, including the equipment, the food and the other resources that we have now. Our goals and expectations are very high here and Matt plays a huge part




in helping us achieve them."

Jennings came to Xavier from High Point University, where he had been the head strength and conditioning coach since June of 2007. Jennings came to HPU following a three-year stint as the strength and conditioning coach for men's basketball and volleyball at South Carolina. Prior to working with the Gamecocks, Jennings spent four years at Wake Forest, where he worked primarily with men's and women's basketball, men's soccer and baseball.

Jennings, who was born in Winston-Salem, N.C., received a bachelor of arts degree in physical education and exercise sports science from North Carolina in 1996. Jennings also was a two-year member of the Tar Heel football team. Jennings completed a master's degree in sport administration from Tennessee in 1998 and as a graduate assistant in the weight room, he worked with football, men's basketball and baseball.

He is a member of the CSCCA (Collegiate Strength and Conditioning Coaches Association) and holds the certification of MSCC (Master Strength and Conditioning Coach). Jennings and his wife, Jill, are the proud parents of three children, Delaney (18), Zachary (18) and Jacob (16).



TREY SCOTTI

**VIDEO COORDINATOR | FOURTH YEAR
INDIANA '17 | PEKIN, ILL.**

@TREYSCOTTI | @TSCOTTI32

Trey Scotti, who was promoted in 2018 to the full-time position of Video Coordinator, spent the 2017-18 season as a graduate program assistant.

“Trey has been really good for us,” said head coach Travis Steele. “He is as hard a worker as you’re going to find. He is always here whether early or late. If I need something, he does it at the drop of a hat. He’s another guy that wears a lot of different hats in our program. A lot of people are going to see his title, Video Coordinator, and think all he does is film but he does a lot more than that. He is here to serve our guys. He is another guy that helps that process, because if you think about it, in a lot of ways this is the first time that the young men on our team have been away from their mom and dad, families, and Trey does a great job helping to bridge that gap doing a lot of little things just to help our guys make sure that they have got everything they need, and that they’re good to go.”

Scotti, a 2017 graduate of Indiana University with a degree in sport management with minors in business and marketing, served as the head manager for the IU basketball team from 2013-17, including logging opponent film, recording opponent and potential tournament opponent games and creating playbooks for players and coaches. Scotti, a native of Pekin, Illinois, earned Second Team All-Conference and All-Area his junior and senior seasons at Pekin Community High School.

Scotti’s primary responsibilities include the program’s video operations, including film breakdown, coordinating film exchange, creating team highlight videos, advance scouting of opponents and helping Xavier players with individual film needs. Scotti also assists the coaching staff in limited on-court activities during practice, advance scouting, on-campus recruiting and team academics.



LEIGHTON SCRAND

**GRADUATE ASSISTANT | FIRST YEAR
XAVIER '20 | VILLA HILLS, KY.**

Schrand was awarded All-Conference, All-District, and All-Region honors as well as being a member of the 1,000 point club at Holy Cross High School in

Covington, Kentucky.

“When you’re a walk-on you don’t have to show up to everything in the offseason, lifting, conditioning, workouts but he was always here,” said head coach Travis Steele. “You just respect the amount of work and sweat equity he has here, at Xavier. Xavier means a lot to Leighton. I know Leighton really well. I know how hard he is going to work, I know his loyalty, I know how intelligent he is, how much he cares about the players and how much he can help those guys. He knows our system. He knows our terminology; he knows how we do things and he can help those younger guys and new guys. He brings so much value to our program.”

Schrand’s responsibilities include assisting the coaching staff in limited on-court activities during practice, advance scouting, video, on-campus recruiting and some social media. In addition to his basketball duties, Schrand is pursuing a master’s degree in coaching education and athlete development.



SEAN FLANNERY

**GRADUATE ASSISTANT | FIRST YEAR
JOHN CARROLL '20 | LAKEWOOD, OHIO**

starter, made the sweet 16, won an Ohio Athletic Conference tournament, and led all NCAA divisions in Assist/Turnover ratio. Flannery was also a state champion and three year varsity letterman at St. Edwards High School in Lakewood, Ohio.

“I’ve known Sean for a long time,” said head coach Travis Steele. “I used to go up to St. Edwards High School and recruit. I’m good friends with his dad, Eric Flannery, who’s the head coach at St. Ed’s, so, I used to see Sean as he was growing up. Sean comes from a basketball family. It’s in his blood. He has a great IQ. He works really, really hard. He is intelligent and he is loyal. I think he is going to be great for our guys in practice, getting extra shots and extra work in.”

Flannery’s responsibilities include assisting the coaching staff in limited on-court activities during practice, advance scouting, video, on-campus recruiting and some social media. In addition to his basketball duties, Flannery is pursuing a master’s degree in coaching education.

Leighton Schrand is in his first year as a graduate assistant. Schrand, a 2020 graduate of Xavier University with a degree in sports management, played in 26 games in four years with the Musketeers. Schrand spent his first two years at Xavier as a walk-on and earned a scholarship for his last two years.

Sean Flannery is in his first year with the Xavier basketball team. Flannery, a 2020 graduate of John Carroll University with a degree in sport studies and minoring in business, played in 98 career games in four years with the Blue Streaks. At John Carroll, Flannery was a three year



XAVIER IN CONFERENCES

BIG EAST Conference 3-6
 Xavier’s Atlantic 10 History 7-8
 Xavier’s MCC History 9

OPPONENT RECORDS

All-Time Opponent Game-By-Game..... 10-18
 All-Time Records vs. All Opponents 19

XAVIER AT HOME

Cintas Center 21-22
 Schmidt Fieldhouse 23
 Cincinnati Gardens..... 23

XAVIER IN TOURNAMENT PLAY

Xavier’s NCAA Tournament History 27-33
 Xavier NIT History 44
 Xavier in Regular Season Tournaments 45-46

HISTORY HIGHLIGHTS/RECORDS

Xavier’s Winning Tradition 86
 Xavier Hall of Fame 35-36
 All-Americans. 37-38
 Xavier and Team USA 39
 NBA Draft 40
 Xavier in the National Polls 41-43
 Letterwinners 47-48
 All-Time Jersey Numbers/Retired Jerseys 49-50
 Individual Records and Leaders 51-58
 1,000 Point Club..... 59-62
 All-Time Coaches 63
 Xavier/Opponents All-Time Team Statistics..... 64-67
 Team Records 68
 Year-By-Year Scores 69-85



QUICK FACTS

Location 3800 Victory Parkway, Cincinnati, Ohio 45207
 Founded 1831
 Enrollment 6,993 (5,047 undergraduates)
 Conference (Year) BIG EAST (Eighth)
 Colors Navy Blue (PMS 289), Gray (PMS 422) and White
 Nickname Musketeers
 Home Court (Capacity; Year Built) Cintas Center (10,224; 2000)
 Ticket Office (513) 745-3411

UNIVERSITY ADMINISTRATION

President Michael J. Graham, S.J.
 Vice President and Athletic Director Greg Christopher
 NCAA Faculty Rep. ... Sr. Rose Ann Fleming and Christian End



BASKETBALL COACHING STAFF

Head Coach Travis Steele
 Steele on Twitter @CoachSteeleXU
 Head Coaching Record at Xavier (Years) . . . 38-29 (Two years)
 Overall Career Record (Years) 38-29 (Two years)
 Assistants Jonas Hayes, Dante Jackson and Ben Johnson
 Basketball Office (513) 745-3417

XAVIER CAPSULE

Scholarship Letterwinners Returning/Lost 4/6
 Starters Returning/Lost..... 3/2

XAVIER HISTORY

2019-20 Overall (Postseason) . 19-13 (Postseason cancelled)
 2019-20 BIG EAST Regular Season 8-10 (Tied for Sixth)
 2020 BIG EAST Championship..... 0-1
 NCAA Tourn. Record (appearances; last) 28-28 (28; 2018)
 Best NCAA Tournament Finish . . . Elite Eight (2004, 2008, 2017)

ATHLETIC COMMUNICATIONS

Assoc. Athletic Director & MBB Media Contact . . . Tom Eiser
 Eiser Office / Cell (513) 745-3124 / (513) 382-5565
 Eiser E-mail eiser@xavier.edu
 Eiser on Twitter @EiserXUSports
 Director of Athletic Communications. . . . Greg Lautzenhesier
 Asst. Director of Athletic Communications... Hayley Schletker
 Athletic Comm. Video Coordinator D’Andra Seymore





Web site: www.bigeast.com
Twitter: @BIGEASTMBB and @BIGEAST
Address/Phone: 655 Third Avenue, New York, N.Y. 10017; 646-663-3444

Commissioner: Val Ackerman
Deputy Commissioner and Chief Operating Officer: Vince Nicastro
Sr. Associate Commissioner, Broadcasting: Rick Gentile
Sr. Associate Commissioner, Men's Basketball: Stu Jackson
Sr. Associate Commissioner, Sports Media Relations: John Paquette
Paquette cell: 401-265-2244 **Paquette e-mail:** jpaquette@bigeast.com
Sr. Associate Commissioner, Sport Administration and Championships: Chris Schneider
Supervisor of Officials, Men's Basketball: John Cahill

THE BIG EAST CONFERENCE

The BIG EAST Conference is in its eighth year since its reconfiguration. Founded by Dave Gavitt in 1979, the BIG EAST reorganized in 2013, entering a new era by returning to its basketball-focused heritage. The annual Gavitt Tipoff Games pits the BIG EAST vs. the Big Ten each November.

The BIG EAST Conference earned 32 NCAA Tournament berths in six NCAA Tournaments since reconfiguration, including four in 2019, six in 2018, seven in 2017, five in 2016, six in 2015 and four in 2014. Nine of the 10 schools in the BIG EAST have earned NCAA berths in the past six tournaments: Villanova (6), Xavier (5), Providence (5), Butler (4), Seton Hall (4), Creighton (3), St. John's (2), Marquette (2) and Georgetown (1). Xavier and Villanova were both No. 1 seeds in the 2018 NCAA Tournament. VU won the national championship in 2016 and again in 2018.

Overall, the conference crowns champions in 22 sports with its student-athletes continuing to achieve success in the classroom as well as the athletic arena.

In 2012, the seven BIG EAST schools that do not compete in FBS football decided to return to the type of conference alignment that existed when the league was formed in 1979 and quickly surged to national prominence as a college basketball force. On December 15, 2012, these seven institutions (DePaul, Georgetown, Marquette, Providence, St. John's, Seton Hall and Villanova) announced their intention to separate from the football-playing schools in the previous BIG EAST and form an independent association and in March, 2013, the seven schools reached an agreement that enabled them to keep the BIG EAST name and establish a new conference entity beginning on July 1, 2013. The schools also assumed the old conference's long-term agreement with Madison Square Garden to host the BIG EAST Men's Basketball Championship. The schools also announced the addition of three distinguished institutions -- Butler, Creighton and Xavier -- and forged a landmark, long-term broadcast partnership with FOX Sports. This season one of the charter members, UConn, returns to the BIG EAST.

BIG EAST institutions are located in seven of the nation's top 36 largest media markets, including New York, Chicago, Philadelphia, Washington, D.C., Indianapolis, Milwaukee and Cincinnati. The BIG EAST has moved its headquarters from Providence, its original location, to New York City.



2020 BIG EAST CHAMPIONSHIP
March 11-12 in Madison Square Garden

Championship
 N/A

Semifinals
 N/A

Quarterfinals
 N/A

First Round
 St. John's 75, Georgetown 62
 DePaul 71, Xavier 67

2019-20 BIG EAST STANDINGS

Team	BIG EAST	Games	Home	Away	All	Pct.
Creighton	13-5	.722	8-1	5-4	24-7	.774
Villanova	13-5	.722	6-3	7-2	24-7	.774
Seton Hall	13-5	.722	6-3	7-2	21-9	.700
Providence	12-6	.667	7-2	5-4	19-12	.613
Butler	10-8	.556	6-3	4-5	22-9	.710
Marquette	8-10	.444	6-3	2-7	18-12	.600
Xavier	8-10	.444	4-5	4-5	19-13	.594
Georgetown	5-13	.278	3-6	2-7	15-17	.469
St. John's	5-13	.278	4-5	1-8	17-15	.531
DePaul	3-15	.167	3-6	0-9	16-16	.500

Player of the Year: Myles Powell (Seton Hall)
 Freshman of the Year: Jeremiah Robinson-Earl (Villanova)
 Defensive Player of the Year: Romaro Gill (Seton Hall)
 Coach of the Year: Greg McDermott (Creighton)

Xavier Honorees:
Naji Marshall (BIG EAST First Team)
Tyrique Jones (BIG EAST Second Team)
Zach Freemantle (BIG EAST All-Freshman Team)
KyKy Tandy (BIG EAST All-Freshman Team)



2019 BIG EAST CHAMPIONSHIP
March 13-16 in Madison Square Garden

Championship

Villanova 74, Seton Hall 72

Semifinals

Villanova 71, Xavier 67 (OT)
Seton Hall 81, Marquette 79

Quarterfinals

Villanova 73, Providence 62
Xavier 63, Creighton 61
Marquette 86, St. John's 54
Seton Hall 73, Georgetown 57

First Round

Providence 80, Butler 57
St. John's 82, DePaul 74

2019 BIG EAST CHAMPIONSHIP
All-Tournament Team

Dave Gavitt Trophy
(Most Outstanding Player)
Phil Booth, Villanova

BIG EAST All-Tournament Team

Eric Paschall, Villanova
Myles Powell, Seton Hall
Quincy McKnight, Seton Hall
Markus Howard, Marquette

Paul Scruggs, Xavier

2018 BIG EAST CHAMPIONSHIP
March 7-10 in Madison Square Garden

Championship

Villanova 76, Providence 66 (OT)

Semifinals

Villanova 87, Butler 68
Providence 75, Xavier 72 (OT)

Quarterfinals

Xavier 88, St. John's 60
Providence 72, Creighton 68 (OT)
Villanova 94, Marquette 70
Butler 75, Seton Hall 74

First Round

St. John's 88, Georgetown 77
Marquette 72, DePaul 69

2018 BIG EAST CHAMPIONSHIP
All-Tournament Team

Dave Gavitt Trophy
(Most Outstanding Player)
Mikal Bridges, Villanova

BIG EAST All-Tournament Team

Jalen Brunson, Villanova
Kyrion Cartwright, Providence
Alpha Diallo, Providence
Kamar Baldwin, Butler

Trevon Bluiett, Xavier

2018-19 BIG EAST STANDINGS

Team (Postseason)	BIG EAST	Games	Home	Away	All	Pct.
*Villanova (NCAA)	13-5	.722	9-0	4-5	26-10	.722
Marquette (NCAA)	12-6	.667	6-3	6-3	24-10	.706
Seton Hall (NCAA)	9-9	.500	7-2	2-7	20-14	.588
Xavier (NIT)	9-9	.500	5-4	4-5	19-16	.543
Creighton (NIT)	9-9	.500	5-4	4-5	20-15	.571
Georgetown (NIT)	9-9	.500	5-4	4-5	19-14	.576
St. John's (NCAA)	8-10	.444	5-4	3-6	21-13	.618
Providence (NIT)	7-11	.389	4-5	3-6	18-16	.529
Butler (NIT)	7-11	.389	5-4	2-7	16-17	.485
DePaul (CBI)	7-11	.389	4-5	3-6	19-17	.528

*Won BIG EAST Tournament Championship

Player of the Year: Markus Howard (Marquette)

Freshman of the Year: James Akinjo (Georgetown)

Defensive Player of the Year: Justin Simon (St. John's)

Coach of the Year: Jay Wright (Villanova)

Xavier Honorees:

Naji Marshall (BIG EAST Second Team)

Paul Scruggs (BIG EAST All-Tournament Team)

2017-18 BIG EAST STANDINGS

Team (Postseason)	BIG EAST	Games	Home	Away	All	Pct.
Xavier (NCAA)	15-3	.833	8-1	7-2	29-6	.829
*Villanova (NCAA)	14-4	.778	8-1	6-3	36-4	.900
Seton Hall (NCAA)	10-8	.556	6-3	4-5	22-12	.647
Creighton (NCAA)	10-8	.556	7-2	3-6	21-12	.636
Providence (NCAA)	10-8	.556	6-3	4-5	21-14	.667
Butler (NCAA)	9-9	.500	6-3	3-6	21-14	.667
Marquette (NIT)	9-9	.500	5-4	4-5	21-14	.667
Georgetown	5-13	.278	2-7	3-6	15-15	.500
St. John's	4-14	.222	2-7	2-7	16-17	.485
DePaul	4-14	.222	1-8	3-6	11-20	.355

*Won BIG EAST Tournament Championship

Player of the Year: Jalen Brunson (Villanova)

Freshman of the Year: Omari Spellman (Villanova)

Defensive Player of the Year: Khyri Thomas (Creighton)

Coach of the Year: Chris Mack (Xavier)

Xavier Honorees:

Chris Mack (BIG EAST Coach of the Year)

Trevon Bluiett (All-BIG EAST First Team, BIG EAST All-Tournament Team)

Naji Marshall (BIG EAST All-Freshman Team)



2017 BIG EAST CHAMPIONSHIP
March 8-11 in Madison Square Garden

Championship
Villanova 74, Creighton 60

Semifinals
Villanova 55, Seton Hall 53
Creighton 75, Xavier 72

Quarterfinals
Villanova 108, St. John's 67
Seton Hall 82, Marquette 76
Xavier 62, Butler 57
Creighton 70, Providence 58

First Round
St. John's 74, Georgetown 73
Xavier 75, DePaul 64

2017 BIG EAST CHAMPIONSHIP
All-Tournament Team

Dave Gavitt Trophy
(Most Outstanding Player)
Josh Hart, Villanova

BIG EAST All-Tournament Team
Jalen Brunson, Villanova
Kris Jenkins, Villanova
Marcus Foster, Creighton
Angel Delgado, Seton Hall
Trevon Bluiett, Xavier

2016 BIG EAST CHAMPIONSHIP
March 9-12 in Madison Square Garden

Championship
Seton Hall 69, Villanova 67

Semifinals
Villanova 76, Providence 68
Seton Hall 87, Xavier 83

Quarterfinals
Villanova 81, Georgetown 67
Providence 74, Butler 60
Xavier 90, Marquette 72
Seton Hall 81, Creighton 73

First Round
Georgetown 70, DePaul 53
Marquette 101, St. John's 93

2016 BIG EAST CHAMPIONSHIP
All-Tournament Team

Dave Gavitt Trophy
(Most Outstanding Player)
Isaiah Whitehead, Seton Hall

BIG EAST All-Tournament Team
Khadeen Carrington, Seton Hall
Ismael Sanogo, Seton Hall
Josh Hart, Villanova
Kris Jenkins, Villanova
Trevon Bluiett, Xavier

2016-17 BIG EAST STANDINGS

Team (Postseason)	BIG EAST	Games	Home	Away	All	Pct.
*Villanova (NCAA)	15-3	.833	8-1	7-2	32-4	.889
Butler (NCAA)	12-6	.667	6-3	6-3	25-9	.735
Providence (NCAA)	10-8	.556	6-3	4-5	20-13	.606
Marquette (NCAA)	10-8	.556	7-2	3-6	19-13	.594
Seton Hall (NCAA)	10-8	.556	7-2	3-6	21-12	.636
Creighton (NCAA)	10-8	.556	5-4	5-4	25-10	.714
Xavier (NCAA)	9-9	.500	5-4	4-5	24-14	.632
St. John's	7-11	.389	5-4	2-7	14-19	.424
Georgetown	5-13	.278	3-6	2-7	14-18	.438
DePaul	2-16	.111	1-8	1-8	9-23	.281

*Won BIG EAST Tournament Championship
Player of the Year: Josh Hart (Villanova)
Freshman of the Year: Justin Patton (Creighton)
Defensive Players of the Year: Khyri Thomas (Creighton), Mikal Bridges (Villanova), and Josh Hart (Villanova)
Coach of the Year: Chris Holtmann (Butler)

Xavier Honorees:
Trevon Bluiett (All-BIG EAST First Team, BIG EAST All-Tournament Team)

2015-16 BIG EAST STANDINGS

Team (Postseason)	BIG EAST	Games	Home	Away	All	Pct.
Villanova (NCAA)	16-2	.889	8-1	8-1	35-5	.875
Xavier (NCAA)	14-4	.778	8-1	6-3	28-6	.824
*Seton Hall (NCAA)	12-6	.667	6-3	6-3	25-9	.735
Providence (NCAA)	10-8	.556	5-4	5-4	24-11	.686
Butler (NCAA)	10-8	.556	6-3	4-5	22-11	.667
Creighton (NIT)	9-9	.500	5-4	4-5	20-15	.571
Marquette	8-10	.444	4-5	4-5	20-13	.606
Georgetown	7-11	.389	4-5	3-6	15-18	.455
DePaul	3-15	.167	2-7	1-8	9-22	.290
St. John's	1-17	.056	1-8	0-9	8-24	.250

*Won BIG EAST Tournament Championship
Player of the Year: Kris Dunn (Providence)
Freshman of the Year: Henry Ellenson (Marquette)
Defensive Player of the Year: Kris Dunn (Providence)
Coaches of the Year: Kevin Willard (Seton Hall), Jay Wright (Villanova)

Xavier Honorees:
Trevon Bluiett (All-BIG EAST First Team, BIG EAST All-Tournament Team)
Edmond Sumner (BIG EAST All-Freshman Team)
J.P. Macura (BIG EAST Sixth Man of the Year)



2015 BIG EAST CHAMPIONSHIP
March 11-14 in Madison Square Garden

Championship
Villanova 69, Xavier 52

Semifinals
Villanova 63, Providence 61
Xavier 65, Georgetown 63

Quarterfinals
Villanova 84, Marquette 49
Providence 74, St. John's 57
Georgetown 60, Creighton 55
Xavier 67, Butler 61 (OT)

First Round
Marquette 78, Seton Hall 56
Creighton 78, DePaul 63

2015 BIG EAST CHAMPIONSHIP
All-Tournament Team

Dave Gavitt Trophy
(Most Outstanding Player)
Josh Hart, Villanova

BIG EAST All-Tournament Team
Dylan Ennis, Villanova
Darrun Hilliard, Villanova
Jalen Reynolds, Xavier
Kris Dunn, Providence
D'Vauntes Smith-Rivera, Georgetown

2014 BIG EAST CHAMPIONSHIP
March 12-15 in Madison Square Garden

Championship
Providence 65, Creighton 58

Semifinals
Providence 80, Seton Hall 74
Creighton 86, Xavier 78

Quarterfinals
Seton Hall 64, Villanova 63
Providence 79, St. John's 74
Creighton 84, DePaul 62
Xavier 68, Marquette 65

First Round
Seton Hall 51, Butler 50
DePaul 60, Georgetown 56

2014 BIG EAST CHAMPIONSHIP
All-Tournament Team

Dave Gavitt Trophy
(Most Outstanding Player)
Bryce Cotton, Providence

BIG EAST All-Tournament Team
LaDontae Henton, Providence
Doug McDermott, Creighton
Austin Chatman, Creighton
Eugene Teague, Seton Hall
Semaj Christon, Xavier

2014-15 BIG EAST STANDINGS

Team (Postseason)	BIG EAST	Games	Home	Away	All	Pct.
*Villanova (NCAA)	16-2	.889	9-0	7-2	33-3	.917
Georgetown (NCAA)	12-6	.667	7-2	5-4	22-11	.667
Butler (NCAA)	12-6	.667	6-3	6-3	23-11	.676
Providence (NCAA)	11-7	.611	6-3	5-4	22-12	.647
St. John's (NCAA)	10-8	.556	7-2	3-6	21-12	.636
Xavier (NCAA)	9-9	.500	6-3	3-6	23-14	.622
DePaul	6-12	.333	4-5	2-7	12-20	.375
Seton Hall	6-12	.333	4-5	2-7	16-15	.516
Marquette	4-14	.222	3-6	1-8	13-19	.406
Creighton	4-14	.222	2-7	2-7	14-19	.424

*Won BIG EAST Tournament Championship
 Players of the Year: Kris Dunn (Providence), Ryan Arcidiacono (Villanova)
 Rookie of the Year: Angel Delgado (Seton Hall)
 Defensive Players of the Year: Kris Dunn (Providence), Sir'Dominic Pointer (St. John's)
 Coach of the Year: Jay Wright (Villanova)

Xavier Honorees:
Matt Stainbrook (All-BIG EAST Second Team)
Trevon Bluiett (All-BIG EAST Rookie Team)
Jalen Reynolds (BIG EAST All-Tournament Team)

2013-14 BIG EAST STANDINGS

Team (Postseason)	BIG EAST	Games	Home	Away	All	Pct.
Villanova (NCAA)	16-2	.889	8-1	8-1	29-5	.853
Creighton (NCAA)	14-4	.778	9-0	5-4	27-8	.771
Xavier (NCAA)	10-8	.556	7-2	3-6	21-13	.618
*Providence (NCAA)	10-8	.556	6-3	4-5	23-12	.657
St. John's (NIT)	10-8	.556	6-3	4-5	20-13	.606
Marquette	9-9	.500	6-3	3-6	17-15	.531
Georgetown (NIT)	8-10	.444	6-3	2-7	18-15	.545
Seton Hall	6-12	.333	3-6	3-6	17-17	.500
Butler	4-14	.222	2-7	2-7	14-17	.452
DePaul	3-15	.167	2-7	1-8	12-21	.364

*Won BIG EAST Tournament Championship
 Player of the Year: Doug McDermott (Creighton)
 Rookie of the Year: Billy Garrett, Jr. (DePaul)
 Defensive Player of the Year: Fuquan Edwin (Seton Hall)
 Coach of the Year: Jay Wright (Villanova)

Xavier Honorees:
Semaj Christon (BIG EAST First Team, BIG EAST All-Tournament Team)
Matt Stainbrook (BIG EAST Honorable Mention)



Xavier's Atlantic 10 Conference history included a streak of five A-10 Regular Season Championships from 2007-11 (2011, Co-Champs in 2010, 2009, 2008 and Co-Champs in 2007). The celebration below is from after the final regular season home game in the 2010-11 season, a 68-48 win over Charlotte at Cintas Center (3-2-11).

ATLANTIC 10 CONFERENCE

Xavier competed in the Atlantic 10 Conference from the 1995-96 season through the 2012-13 season, following 16 years as a member of the Mid-western Collegiate Conference (1980-95). Xavier won or shared nine Atlantic 10 Regular Season Championships and won four tournament championships. XU had a composite record of 209-79 (.726) in A-10 regular season competition and 25-14 (.641) in A-10 Tournament action in 18 seasons in the Atlantic 10 Conference. Xavier's A-10 history included a streak of five A-10 Regular Season Championships from 2007-11 (2011, Co-Champs in 2010, 2009, 2008 and Co-Champs in 2007), sole possession of three A-10 West Division Championships (1997 and back-to-back in 2002 and 2003), one A-10 West Co-Championship (1998) and four A-10 Tourney Championships (1998, 2002, 2004 and 2006).




Year	Regular Season School	Record	Finish
1995-96	Xavier	8-8	3rd (West)
	Virginia Tech	13-3	T-1st (West)
	George Washington	13-3	T-1st (West)
1996-97	*Massachusetts	15-1	1st (East)
	Xavier	13-3	1st (West)
	*Saint Joseph's	13-3	1st (East)
1997-98	*Xavier	11-5	T-1st (West)
	Temple	13-3	1st (East)
1998-99	Xavier	12-4	2nd (West)
	George Washington	13-3	1st (West)
	Temple	13-3	1st (East)
1999-00	*Rhode Island	10-6	2nd (East)
	Xavier	9-7	T-2nd (West)
	Dayton	11-5	1st (West)
2000-01	*Temple	14-2	1st (East)
	Xavier	12-4	2nd
2001-02	*St. Joseph's	14-2	1st
	*Xavier	14-2	1st
2002-03	Xavier	15-1	1st (West)
	*Dayton	14-2	2nd (West)
2003-04	*Xavier	10-6	T-3rd (West)
	Saint Joseph's	16-0	1st (East)
2004-05	Xavier	10-6	T-2nd (West)
	*George Washington	11-5	1st (West)
2005-06	Saint Joseph's	14-2	1st (East)
	*Xavier	8-8	T-7th
2006-07	George Washington	16-0	1st
	Xavier	13-3	T-1st
2007-08	*George Washington	11-5	3rd
	Xavier	14-2	1st
2008-09	*Temple	11-5	2nd
	Xavier	12-4	1st
2009-10	*Temple	11-5	T-2nd
	Xavier	14-2	T-1st
2010-11	*Temple	14-2	T-1st
	Xavier	15-1	1st
2011-12	*Richmond	13-3	3rd
	Xavier	10-6	T-3rd
2012-13	Temple	13-3	1st
	*St. Bonaventure	10-6	T-3rd
2012-13	Xavier	9-7	T-6th
	*Saint Louis	13-3	1st

* - Denotes Atlantic 10 Tournament Champion

XAVIER'S ALL-ATLANTIC 10 CONFERENCE HONORS



Stanley Burrell, the 2008 Atlantic 10 Conference Defensive Player of the Year, earned at least one Atlantic 10 honor in each of his four seasons at Xavier. He helped XU reach the NCAA Elite Eight in 2008



Tu Holloway, 2011 Atlantic 10 Conference Player of the Year, won A-10 First Team honors in 2011 and 2012.

1996	Lenny Brown Gary Lumpkin	All-Rookie Team All-Rookie Team	2007	Justin Doellman Drew Lavender Stanley Burrell Derrick Brown Justin Cage	First Team Second Team; All-Championship Team Third Team All-Rookie Team All-Defensive Team
1997	Lenny Brown Gary Lumpkin James Posey	First Team First Team Sixth Man Award	2008	Sean Miller Stanley Burrell	Coach of the Year Defensive Player of the Year, All-Defensive Team & Third Team
1998	Lenny Brown James Posey	Second Team and All-Championship Team Second Team, Sixth Man Award and Championship "Most Outstanding Player"		Drew Lavender Josh Duncan	Second Team Sixth Man of the Year & Second Team
	Darnell Williams Gary Lumpkin Torrave Braggs	Second Team and All-Championship Team Third Team All-Championship Team	2009	B.J. Raymond Derrick Brown C.J. Anderson	First Team Second Team Honorable Mention
1999	Lenny Brown James Posey	First Team	2010	Jordan Crawford Jason Love	First Team; All-Championship Team Third Team
	Lloyd Price	All-Rookie Team	2011	Tu Holloway	Player of the Year, First Team, All-Defensive Team
2000	Lloyd Price David West	Second Team All-Rookie Team		Mark Lyons Jamel McLean Kenny Frease Chris Mack	Third Team Third Team Honorable Mention Coach of the Year
2001	David West	Player of the Year, First Team, All-Defensive Team	2012	Tu Holloway Mark Lyons Dezmine Wells	First Team, All-Championship Team Third Team, All-Championship Team All-Rookie Team
	Romain Sato	All-Rookie Team	2013	Travis Taylor Semaj Christon	Third Team, A-10 Most Improved Player Second Team, Rookie of the Year, All-Rookie Team
2002	David West	Player of the Year, First Team, Defensive Player of the Year, All-Defensive Team, Championship "Most Outstanding Player"			
	Romain Sato	Second Team, All-Defensive Team, All-Championship Team			
	Lionel Chalmers Thad Matta	Third Team, All-Championship Team Coach of the Year			
2003	David West	Player of the Year, First Team, All-Defensive Team, All-Championship Team			
	Romain Sato Anthony Myles Dedrick Finn	First Team, All-Defensive Team Third Team All-Rookie Team			
2004	Romain Sato	First Team, All-Defensive Team, All-Championship Team			
	Lionel Chalmers	Third Team, Championship "Most Outstanding Player"			
	Anthony Myles	All-Championship Team			
2005	Justin Cage Stanley Burrell Brian Thornton	Third Team, All-Defensive Team All-Rookie Team, All-Championship Team A-10 Student-Athlete of the Year, All-Academic Team			
2006	Brian Thornton	First Team, A-10 Student-Athlete of the Year, All-Academic Team			
	Stanley Burrell Justin Cage	Second Team Championship "Most Outstanding Player", All-Defensive Team			
	Josh Duncan	All-Championship Team			



David West won an Atlantic 10 Conference record three straight A-10 Player of the Year awards in 2001, 2002 and 2003. He is seen here during his Cintas Center record 47-point game in the 2003 win over Dayton. West also grabbed 18 rebounds in that game.

ALL-MCC SELECTIONS TEAM

1980	Gary Massa -----	Second
	Jon Hanley -----	Second
1981	Anthony Hicks -----	Second
	Jeff Jenkins -----	Rookie of the Year
	Bob Staak -----	Coach of the Year
1982	Anthony Hicks -----	AP & UPI First
1983	Anthony Hicks -----	AP & UPI First
	Dexter Bailey -----	AP & UPI Second
	Jeff Jenkins -----	AP & UPI Second
1984	Victor Fleming -----	UPI First & AP Second
	Jeff Jenkins -----	AP & UPI Second
1985	Richie Harris -----	UPI Second
	Byron Larkin -----	AP & UPI Newcomer of the Year
1986	Byron Larkin -----	AP & UPI First & Player of the Year
	Richie Harris -----	UPI First & AP Second
	Ralph Lee -----	AP Second
	Walt McBride -----	UPI Second
	Pete Gillen -----	AP Coach of the Year
1987	Byron Larkin -----	First
1988	Byron Larkin -----	First & Player of the Year
	Stan Kimbrough -----	Second
	Tyrone Hill -----	Second
	Derek Strong -----	All-Newcomer
	Jamal Walker -----	All-Newcomer
	Pete Gillen -----	Coach of the Year
1989	Tyrone Hill -----	First
	Stan Kimbrough -----	Second
1990	Tyrone Hill -----	First & Player of the Year
	Derek Strong -----	Second
	Jamal Walker -----	Second
	Jamie Gladden -----	All-Newcomer & Newcomer of the Year
	Pete Gillen -----	Coach of the Year
1991	Jamie Gladden -----	First
	Jamal Walker -----	First
	Michael Davenport -----	Second
	Brian Grant -----	Second & All-Newcomer
1992	Jamie Gladden -----	First
	Aaron Williams -----	First
	Brian Grant -----	Second
	Michael Hawkins -----	All-Newcomer
1993	Brian Grant -----	First & Player of the Year
	Jamie Gladden -----	First
	Pete Gillen -----	Coach of the Year
1994	Brian Grant -----	First & Player of the Year
	Tyrice Walker -----	Second
	Jeff Massey -----	All-Newcomer & Newcomer of the Year
	Pete Gillen -----	Coach of the Year
1995	Jeff Massey -----	First
	Michael Hawkins -----	Second
	T.J. Johnson -----	All-Newcomer & Freshman of the Year
	Skip Prosser -----	Coach of the Year



Midwestern Collegiate Conference

ALL-MCC TOURNAMENT SELECTIONS TEAM

1981	Anthony Hicks -----	First & MVP
	Dwight Hollins -----	First
1983	Anthony Hicks -----	First
	Eddie Johnson -----	First
1984	Jeff Jenkins -----	First
	Victor Fleming -----	First
	John Shimko -----	First
1986	Byron Larkin -----	First & MVP
	Ralph Lee -----	First
	Richie Harris -----	First
1987	Byron Larkin -----	First & MVP
	Stan Kimbrough -----	First
1988	Byron Larkin -----	First & MVP
	Stan Kimbrough -----	First
	Tyrone Hill -----	First
1989	Tyrone Hill -----	First & MVP
	Michael Davenport -----	First
1990	Tyrone Hill -----	First
	Derek Strong -----	First
1991	Jamie Gladden -----	First & MVP
	Michael Davenport -----	First
	Jamal Walker -----	First
1993	Brian Grant -----	First

DID YOU KNOW?

Xavier, which was a charter member of the Midwestern Collegiate Conference (formerly the Midwestern City Conference and now the Horizon League), played its 16th and final season in the MCC in 1994-95, recording a perfect 14-0 regular season record. Xavier captured eight MCC Regular Season Championships in 16 years, including seven out of the last 10 titles through 1995. XU also won six MCC Tournament Championships, including five of the last 10 titles. XU compiled a 132-60 (.687) all-time composite record in MCC regular season play and 24-10 (.706) all-time composite record in MCC Tournament play. XU began competition in the Atlantic 10 Conference in the 1995-96 season after 16 successful years as a member of the MCC.

Year	School	Regular Season	
		Record	Finish
1979-80	Xavier	0-5	6th/6
	Loyola	5-0	1st/6
	Oral Roberts*	4-1	2nd/6
1980-81	Xavier	8-3	1st/7
	Oklahoma City*	7-4	t-2nd/7
1981-82	Xavier	1-11	7th/7
	Evansville*	10-2	1st/7
1982-83	Xavier*	10-4	2nd/8
	Loyola	12-2	1st/8
1983-84	Xavier	9-5	3rd/8
	Oral Roberts*	11-3	1st/8
1984-85	Xavier	7-7	5th/8
	Loyola*	13-1	1st/8
1985-86	Xavier*	10-2	1st/7
1986-87	Xavier*	7-5	4th/7
	Evansville	8-4	t-1st/7
	Loyola	8-4	t-1st/7
1987-88	Xavier*	9-1	1st/6
1988-89	Xavier*	7-5	3rd/7
	Evansville	10-2	1st/7
1989-90	Xavier	12-2	1st/8
	Dayton*	10-4	2nd/8
1990-91	Xavier*	11-3	1st/8
1991-92	Xavier	7-3	t-2nd/6
	Evansville*	8-2	1st/6
1992-93	Xavier	12-2	t-1st/8
	Evansville*	12-2	t-1st/8
1993-94	Xavier	8-2	1st/6
	Detroit Mercy*	5-5	4th/6
1994-95	Xavier	14-0	1st/11
	Wisconsin-Green Bay*	11-4	t-2nd/11

* - Denotes MCC Tournament Champion

DIVISION I OPPONENT GAME-BY-GAME SERIES RECORDS

^ BIG EAST Championship (MSG in New York City)

+ Atlantic 10 Championship

! MCC Championship

\$ NCAA Tournament

National Invitation Tournament

GAME-BY-GAME SERIES RECORDS VS. ALL OPPONENTS

ABILENE CHRISTIAN - XAVIER LEADS 1-0

2013-14 W 93-65 Cintas Center 11/25

AIR FORCE - XAVIER LEADS 8-6

1988-89 W 73-64 Cincinnati Gardens 12/3
 1981-82 W 69-65 (OT) Schmidt Fieldhouse 1/2
 1979-80 W 80-75 Away 2/23
 1978-79 W 67-62 Schmidt Fieldhouse 3/3
 1976-77 L 72-83 (2OT) Away 2/1
 1975-76 L 65-66 Schmidt Fieldhouse 1/31
 1974-75 L 51-54 Away 1/20
 1973-74 W 58-55 Schmidt Fieldhouse 2/2
 1972-73 L 45-56 Away 2/24
 1971-72 L 58-62 Charleston, S.C. 12/30
 1970-71 W 80-65 Schmidt Fieldhouse 1/2
 1969-70 L 80-81 Away 1/10
 1968-69 W 93-69 Schmidt Fieldhouse 1/25
 1966-67 W 69-65 Away 12/2

AKRON - XAVIER LEADS 4-1

1997-98 W 97-73 Cincinnati Gardens 11/22
 1996-97 W 113-111 (3OT) Away 12/21
 1937-38 W 35-29 Away
 1924-25 L 35-41 Away 3/5
 1923-24 W 38-29 Away 3/1

ALABAMA - XAVIER LEADS 5-3

2015-16 W 64-45 Orlando, Fla. 11/26
 2014-15 W 97-84 Cintas Center 12/6
 2013-14 W 77-74 Away 12/21
 2006-07 L 56-63 St. Thomas V.I. 11/20
 2003-04 W 68-47 Cintas Center 1/3
 2002-03 L 58-65 Away 1/4
 1985-86 L 80-97 Charlotte, N.C. 3/14
 1935-36 W 35-21 Schmidt Fieldhouse

ALABAMA-BIRMINGHAM - XAVIER LEADS 1-0

1989-90 W 82-61 Cincinnati Gardens 1/13

ALBANY - XAVIER LEADS 1-0

2010-11 W 88-64 Cintas Center 12/28

ALCORN STATE - ALCORN STATE LEADS 1-0

1982-83 L 75-81 Dayton, Ohio 3/15

AMERICAN - SERIES TIED 1-1

2006-07 W 86-68 Cintas Center 11/25
 1986-87 L 90-92 (OT) Providence, R.I. 11/29

ARIZONA - SERIES TIED 1-1

2016-17 W 73-71 San Jose, CA. 3/23
 2014-15 L 60-68 Los Angeles, CA. 3/26

ARIZONA STATE - ARIZONA STATE LEADS 3-1

2017-18 L 86-102 Las Vegas, N.V. 11/24
 2007-08 L 55-77 Away 12/15
 2006-07 W 76-58 Cintas Center 12/16
 1984-85 L 67-71 Away 12/8

ARKANSAS-LITTLE ROCK - XAVIER LEADS 1-0

1989-90 W 84-73 Away 2/27

AUBURN - SERIES TIED 5-5

2018-19 L 79-88 (OT) Maui, Hi. 11/19
 2015-16 W 85-61 Cintas Center 12/19
 2014-15 L 88-89 (2OT) Away 12/20
 2008-09 W 81-74 Cintas Center 12/3
 2007-08 W 80-57 Away 1/6
 1972-73 W 67-60 Schmidt Fieldhouse 12/19
 1971-72 W 71-60 Away 12/18
 1970-71 L 73-86 Norfolk, Va. 12/29
 1968-69 L 73-75 Mobile, Ala. 12/28
 1962-63 L 57-63 New Orleans, La. 12/28

BALL STATE - XAVIER LEADS 5-3

2003-04 L 63-75 Away 11/25
 2002-03 W 87-58 Cintas Center 12/20
 1992-93 W 81-78 (OT) Away 12/7
 1990-91 L 94-100 Cincinnati Gardens 11/28
 1951-52 W 73-59 Schmidt Fieldhouse 12/22
 1947-48 W 51-39 Schmidt Fieldhouse 12/29
 1940-41 W 36-34
 1939-40 L 29-36 Away 12/16

BAYLOR - BAYLOR LEADS 3-1

2017-18 W 76-63 Cintas Center 11/28
 2016-17 L 61-76 Away 12/3
 2011-12 L 70-75 Atlanta, Ga. 3/23
 2009-10 L 64-69 Lake Buena Vista, Fla. 11/29

BELMONT - XAVIER LEADS 1-0

2007-08 W 90-49 Cintas Center 12/1

BETHUNE-COOKMAN - XAVIER LEADS 2-0

1990-91 W 82-56 Cincinnati Gardens 11/26
 1988-89 W 63-53 Cincinnati Gardens 12/21

BOSTON UNIVERSITY - BOSTON LEADS 1-0

1980-81 L 84-91 Albuquerque, N.M. 12/29

BOWLING GREEN - SERIES TIED 6-6

2013-14 W 85-73 Cintas Center 12/7
 2009-10 W 101-57 Cintas Center 11/17
 1989-90 W 88-73 Cincinnati Gardens 12/30
 1988-89 W 89-75 Away 12/30
 1958-59 L 71-92 Oklahoma City, Okla. 12/29
 1948-49 L 55-59 Away 2/1
 L 53-65 Schmidt Fieldhouse 1/1

1947-48 W 51-49 Schmidt Fieldhouse 2/3
 L 36-54 Away 1/9
 1946-47 L 48-62 Away 2/21
 W 45-43 Schmidt Fieldhouse 1/11
 1945-46 L 43-58 Away 1/26

BRADLEY - BRADLEY LEADS 3-1

1957-58 W 72-62 New York, N.Y. 3/18
 1956-57 L 81-116 New York, N.Y. 3/19
 1937-38 L 29-36 Schmidt Fieldhouse 2/12
 1937-38 L 34-35 Away 1/14

BYU - BYU LEADS 2-1

2006-07 W 79-77 Lexington, Ky. 3/15
 1967-68 L 75-87 Oklahoma City, Okla. 12/27
 1964-65 L 103-115 Oklahoma City, Okla. 12/30

BROWN - XAVIER LEADS 2-1

1993-94 W 79-64 Cincinnati Gardens 1/8
 1973-74 L 73-91 Schmidt Fieldhouse 1/28
 1971-72 W 90-65 Schmidt Fieldhouse 12/22

BUCKNELL - BUCKNELL LEADS 1-0

2006-07 L 67-68 Cintas Center 12/20

BUFFALO - XAVIER LEADS 1-0

2016-17 W 86-53 Cintas Center 11/14

BUTLER - XAVIER LEADS 41-23

2019-20 L 71-72 Cintas Center 3/7
 L 61-66 Away 2/12
 2018-19 L 66-71 Away 3/5
 W 70-69 Cintas Center 1/13
 2017-18 W 98-93 (OT) Away 2/6
 W 86-79 Cintas Center 1/2
 2016-17 W 62-57 New York, N.Y. 3/9
 L 79-88 Cintas Center 2/26
 L 78-83 Away 1/14
 2015-16 W 74-57 Away 2/13
 W 88-69 Cintas Center 1/2
 2014-15 W 67-61 (OT) New York, N.Y. 3/12
 W 73-56 Cintas Center 2/21
 L 76-88 Away 1/10
 2013-14 W 64-50 Away 2/11
 W 79-68 Cintas Center 1/4
 2012-13 L 62-67 Away 3/9
 W 62-47 Cintas Center 11/13
 2011-12 W 73-61 Away 12/7
 2010-11 W 51-49 Cintas Center 12/9
 2009-10 L 68-69 Away 12/19
 2008-09 L 65-74 Cintas Center 12/23
 1998-99 W 73-66 Away 11/17
 1997-98 W 93-66 Cincinnati Gardens 12/30
 1994-95 W 81-66 Cincinnati Gardens 2/25
 1993-94 W 93-73 Cincinnati Gardens 2/16
 W 86-80 Away 1/15
 1992-93 W 80-66 Away 2/20
 W 63-59 Cincinnati Gardens 1/21
 1991-92 L 61-78 Riverfront Coliseum 3/13

L 86-96 Cincinnati Gardens 3/7
 W 98-75 Away 2/18
 1990-91 W 105-93 Away 2/23
 W 80-73 Cincinnati Gardens 2/12
 1989-90 W 96-61 Dayton, Ohio 3/8
 W 80-66 Away 2/24
 W 81-57 Cincinnati Gardens 1/27
 1988-89 W 85-75 Cincinnati Gardens 3/2
 L 76-79 Away 1/28
 1987-88 W 71-70 Away 3/6
 8 W 89-74 Cincinnati Gardens 2/6
 1986-87 W 104-98 Indianapolis, Ind. 2/26
 W 69-67 Cincinnati Gardens 2/19
 1986-87 L 84-86 (2OT) Away 1/31
 1985-86 W 86-61 Away 2/20
 W 77-56 Cincinnati Gardens 2/1
 1984-85 L 73-81 Away 2/23
 L 59-61 Cincinnati Gardens 1/26
 1983-84 W 78-68 Cincinnati Gardens 2/25
 L 53-55 Away 1/28
 1982-83 L 52-72 Away 2/7
 W 51-49 Schmidt Fieldhouse 1/17
 1981-82 W 72-53 Schmidt Fieldhouse 2/8
 L 62-73 Away 1/11
 1980-81 W 74-62 Schmidt Fieldhouse 2/7
 L 72-73 Away 1/17
 1979-80 L 81-91 Away 2/9
 1978-79 W 73-72 Schmidt Fieldhouse 2/24
 L 54-56 Away 1/27
 1977-78 W 68-60 Schmidt Fieldhouse 2/22
 L 55-61 Away 12/10
 1976-77 W 66-60 (OT) Away 12/23
 1940-41 L 33-57 Away
 1936-37 W 28-26 Schmidt Fieldhouse 1/16

CAL STATE NORTHRIDGE - XAVIER LEADS 1-0

1994-95 W 101-65 Cincinnati Gardens 12/21

CANISIUS - XAVIER LEADS 14-7

1999-00 W 87-78 Away 2/9
 1998-99 W 88-58 Cincinnati Gardens 12/19
 1990-91 W 62-59 Away 12/1
 1987-88 W 87-56 Cincinnati Gardens 12/29
 1975-76 W 82-64 Schmidt Fieldhouse 1/7
 1974-75 L 68-70 Away 12/21
 1973-74 W 70-67 Schmidt Fieldhouse 1/30
 1972-73 W 74-73 Away /20
 1971-72 W 68-67 Schmidt Fieldhouse 3/6
 1970-71 L 87-98 Away 2/20
 1969-70 W 76-69 Schmidt Fieldhouse 2/9
 1968-69 L 66-76 Away 2/22
 1967-68 W 92-65 Schmidt Fieldhouse 12/22
 1966-67 L 72-77 Away 2/18
 1965-66 W 94-73 Schmidt Fieldhouse 12/8
 1964-65 L 85-91 Away 12/12
 1963-64 W 104-84 Schmidt Fieldhouse 1/28
 1962-63 L 83-87 Away 12/8
 1961-62 W 67-65 Schmidt Fieldhouse 1/9
 1960-61 W 81-79 Away 2/18
 1954-55 L 68-78 Away 12/18

CENTRAL FLORIDA - XAVIER LEADS 1-0

1984-85 W 78-51 Cincinnati Gardens 2/28

CENTRAL MICHIGAN - XAVIER LEADS 2-0

1999-00 W 94-75 Away 12/11
 1997-98 W 88-54 Cincinnati Gardens 12/2

CHARLOTTE - XAVIER LEADS 11-3

2012-13 L 57-63 Away 1/23
 2011-12 W 72-63 Cintas Center 3/3
 W 74-70 Away 1/28
 2010-11 W 68-48 Cintas Center 3/02
 L 62-66 Away 2/2
 2009-10 W 81-67 Away 2/20
 W 86-74 Cintas Center 1/13
 2008-09 L 60-65 Away 2/19
 W 69-47 Cintas Center 1/28
 2007-08 W 62-60 Away 2/13
 2006-07 W 91-57 Cintas Center 2/3
 2005-06 W 59-55 United Bank Arena 3/9
 W 78-65 Away 1/14
 1970-71 W 74-68 Schmidt Fieldhouse 1/4

CHATTANOOGA - XAVIER LEADS 3-0

1966-67 W 95-79 Schmidt Fieldhouse 2/27
 1934-35 W 36-28 Schmidt Fieldhouse
 1933-34 W 44-35 Schmidt Fieldhouse

CHICAGO STATE - XAVIER LEADS 1-0

1998-99 W 90-50 Cincinnati Gardens 11/21

CINCINNATI - CINCINNATI LEADS 51-36

2019-20 W 73-66 Cintas Center 12/7
 2018-19 L 47-62 Away 12/8
 2017-18 W 89-76 Cintas Center 12/2
 2016-17 L 78-86 Away 1/26
 2015-16 W 65-55 Cintas Center 12/12
 2014-15 W 59-57 Away 2/18
 2013-14 W 64-47 Cintas Center 12/14
 2012-13 L 45-60 U.S. Bank Arena 12/19
 2011-12 W 76-53 Cintas Center 12/10
 2010-11 L 46-66 Away 1/6
 2009-10 W 83-79 (2OT) Cintas Center 12/13
 2008-09 W 76-66 Away 12/13
 2007-08 W 64-59 Cintas Center 12/12
 2006-07 L 57-67 Away 12/13
 2005-06 W 73-71 (OT) Cintas Center 1/19
 2004-05 L 54-65 Away 2/10
 2003-04 W 71-69 Cintas Center 2/3
 2002-03 W 50-44 Away 12/7
 2001-02 L 55-75 Cintas Center 12/14
 2000-01 W 69-67 Away 12/14
 1999-00 W 66-64 Cincinnati Gardens 12/18
 1998-99 L 77-87 Away 1/28
 1997-98 W 88-68 Cincinnati Gardens 12/13
 1996-97 W 71-69 Away 11/26
 1995-96 L 90-99 Cincinnati Gardens 1/17
 1994-95 L 80-87 Away 1/9
 1993-94 W 82-76 (OT) Cincinnati Gardens 1/19

DIVISION I OPPONENT GAME-BY-GAME SERIES RECORDS

1992-93	L 67-78	Away	1/27
1991-92	L 75-93	Cincinnati Gardens	1/29
1990-91	L 56-69	Away	1/30
1989-90	W 90-88 (OT)	Cincinnati Gardens	1/31
1988-89	L 76-86	Cincinnati Gardens	2/1
1987-88	W 98-80	Cincinnati Gardens	1/12
1986-87	L 73-75	Riverfront Coliseum	1/29
1985-86	W 80-76	Cincinnati Gardens	1/23
1984-85	W 55-52	Riverfront Coliseum	1/30
1983-84	W 72-63	Cincinnati Gardens	1/26
1982-83	L 58-73	Riverfront Coliseum	1/26
1981-82	W 53-51	Riverfront Coliseum	1/27
1980-81	L 72-79	Riverfront Coliseum	2/18
1979-80	W 77-69	Riverfront Coliseum	2/4
1978-79	L 58-60	Riverfront Coliseum	2/12
1977-78	L 54-59	Riverfront Coliseum	2/13
1976-77	L 68-77	Riverfront Coliseum	2/16
1975-76	L 74-81	Riverfront Coliseum	2/18
1974-75	L 57-66	Cincinnati Gardens	2/26
1973-74	L 56-68	Cincinnati Gardens	2/20
1972-73	L 68-78	Cincinnati Gardens	2/21
1971-72	L 71-76	Cincinnati Gardens	2/16
1970-71	W 66-65	Cincinnati Gardens	2/17
1969-70	L 72-85	Cincinnati Gardens	2/17
1968-69	L 50-52	Cincinnati Gardens	1/8
1967-68	W 72-71	Cincinnati Gardens	3/5
1966-67	L 69-79 (OT)	Cincinnati Gardens	3/3
1965-66	L 62-67	Cincinnati Gardens	3/3
1964-65	L 72-102	Cincinnati Gardens	3/3
1963-64	L 92-94	Cincinnati Gardens	3/4
1962-63	L 61-72	Cincinnati Gardens	2/26
1961-62	L 58-61	Cincinnati Gardens	3/1
1960-61	L 53-89	Cincinnati Gardens	3/2
1959-60	L 68-86	Cincinnati Gardens	3/8
1958-59	L 66-92	Cincinnati Gardens	1/24
1957-58	L 68-80	Cincinnati Gardens	3/8
	L 68-79	Away	12/14
1956-57	L 57-69	Away	2/13
	W 88-62	Cincinnati Gardens	1/9
1955-56	W 79-72 (OT)	Schmidt Fieldhouse	2/8
	L 66-71	Cincinnati Gardens	1/17
1954-55	L 69-70	Away	2/9
	W 67-64	Cincinnati Gardens	1/6
1953-54	L 76-81	Cincinnati Gardens	2/10
	L 58-77	Cincinnati Gardens	1/6
1952-53	W 70-68	Cincinnati Gardens	2/10
	W 81-78	Cincinnati Gardens	1/6
1951-52	L 63-68	Cincinnati Gardens	2/13
	W 77-70	Cincinnati Gardens	12/29
1950-51	L 66-81	Cincinnati Gardens	3/8
	L 70-83	Cincinnati Gardens	12/28
1949-50	L 48-59	Cincinnati Gardens	3/18
	W 54-53	Cincinnati Gardens	3/9
1948-49	L 46-57	Cincinnati Gardens	3/9
	W 71-64	Schmidt Fieldhouse	2/5
1947-48	L 45-52	Schmidt Fieldhouse	3/3
1946-47	L 51-76	Schmidt Fieldhouse	2/26
1945-46	L 39-53	Schmidt Fieldhouse	2/27
1942-43	W 51-37	Schmidt Fieldhouse	3/3
1927-28	W 29-25	Schmidt Fieldhouse	3/7

THE CITADEL - XAVIER LEADS 2-1

1970-71	L 68-73	Schmidt Fieldhouse	12/19
1965-66	W 104-81	Schmidt Fieldhouse	12/20
1959-60	W 94-91	Fort Wayne, Ind.	12/21

CLEMSON - SERIES TIED 1-1

2016-17	W 83-77	Orlando, FL.	11/19
1998-99	L 76-79	New York, N.Y.	3/23

CLEVELAND STATE - CLEVELAND STATE LEADS 8-5

1994-95	W 93-75	Cincinnati Gardens	2/2
	W 84-69	Away	1/5
1983-84	L 76-87	Away	2/2
1982-83	W 102-72	Schmidt Fieldhouse	2/3
1981-82	L 78-93	Away	1/13
1980-81	L 83-96	Schmidt Fieldhouse	2/25
1979-80	L 75-85	Away	1/31
1978-79	L 67-78	Schmidt Fieldhouse	3/5
1977-78	W 60-56	Away	12/21
1976-77	L 65-73	Schmidt Fieldhouse	3/2
1975-76	L 78-82	Away	12/22
1974-75	L 68-74	Schmidt Fieldhouse	3/5
1970-71	W 104-75	Schmidt Fieldhouse	2/10

COASTAL CAROLINA - XAVIER LEADS 3-0

2006-07	W 79-46	Cintas Center	11/11
2001-02	W 72-41	Cintas Center	11/17
1986-87	W 75-69	Cincinnati Gardens	1/3

COLGATE - XAVIER LEADS 2-0

1991-92	W 94-65	Cincinnati Gardens	11/30
1986-87	W 84-68	Cincinnati Gardens	12/23

COLORADO - XAVIER LEADS 2-1

2017-18	W 96-69	Cintas Center	12/9
2016-17	L 66-68	Away	12/7
1998-99	W 74-61	San Juan, Puerto Rico	11/27

COLORADO STATE - COLORADO STATE LEADS 1-0

1960-61	L 65-71	Detroit, Mich.	12/27
---------	---------	----------------	-------

COLUMBIA - XAVIER LEADS 1-0

1979-80	W 74-59	Morgantown, W. Va.	12/29
---------	---------	--------------------	-------

CONNECTICUT - SERIES TIED 1-1

2019-20	W 75-74 (2 OT)	Charleston, S.C.	11/22
1990-91	L 50-66	Minneapolis, Minn.	3/16

COPPIN STATE - XAVIER LEADS 3-0

2007-08	W 98-49	Cintas Center	11/20
2005-06	W 81-56	Cintas Center	11/29
2003-04	W 62-37	Cintas Center	11/15

CORNELL - XAVIER LEADS 1-0

1956-57	W 81-57	Buffalo, N.Y.	12/29
---------	---------	---------------	-------

CREIGHTON - XAVIER LEADS 17-15

2019-20	L 66-77	Away	1/26
	L 65-77	Cintas Center	1/11

2018-19	W 63-61	New York, N.Y.	3/14
	W 64-61 (OT)	Cintas Center	2/13
	L 54-76	Away	2/3
2017-18	W 72-71	Away	2/10
	W 92-70	Cintas Center	1/13
2016-17	L 72-75	New York, N.Y.	3/10
	W 82-80	Away	2/4
	L 67-72	Cintas Center	1/16
2015-16	W 98-93	Cintas Center	3/5
	L 56-70	Away	2/9
2014-15	W 74-73	Away	3/7
	L 72-79 (OT)	Cintas Center	2/4
2013-14	L 78-86	New York, N.Y.	3/14
	W 75-69	Cintas Center	3/1
	L 89-95	Away	1/12
2009-10	W 80-67	Lake Buena Vista, Fla.	11/27
2007-08	W 79-66	Cintas Center	12/5
2006-07	L 67-73	Away	12/9
2005-06	L 59-61	Away	12/18
2004-05	L 72-73	Cintas Center	11/30
2002-03	W 75-73	Cintas Center	12/31
2001-02	W 72-65	Away	12/22
1986-87	L 73-74	Cincinnati Gardens	12/13
1985-86	W 56-53	Away	12/4
1962-63	W 80-67	Louisville, Ky.	3/8
1960-61	W 92-63	Schmidt Fieldhouse	1/2
1959-60	W 75-73	Schmidt Fieldhouse	1/2
1947-48	W 62-36	Schmidt Fieldhouse	1/3
1940-41	L 39-42	Schmidt Fieldhouse	1/3
1937-38	L 29-34	Schmidt Fieldhouse	1/3

DAYTON - DAYTON LEADS 95-76

2015-16	W 90-61	Orlando, F.L.	11/29
2012-13	L 59-70	Away	2/16
	W 66-61	Cintas Center	1/30
2011-12	W 70-69	Atlantic City, N.J.	3/9
	W 86-83 (OT)	Cintas Center	2/18
	L 72-87	Away	1/21
2010-11	L 67-68	Atlantic City, N.J.	3/11
	W 66-62	Away	2/27
	W 81-76	Cintas Center	1/15
2009-10	W 78-73	Atlantic City, N.J.	3/12
	L 65-90	Away	2/6
	W 78-74	Cintas Center	1/16
2008-09	W 76-59	Cintas Center	3/5
	L 58-71	Away	2/11
2007-08	W 74-65	Atlantic City, N.J.	3/13
	W 57-51	Away	2/24
	W 69-43	Cintas Center	1/24
2006-07	W 72-51	Atlantic City, N.J.	3/8
	W 75-67	Away	2/24
	W 83-67	Cintas Center	1/27
2005-06	L 62-66	Away	2/21
	W 60-55	Cintas Center	1/28
2004-05	W 74-65	Cintas Center	3/5
	L 55-59	Away	2/19
2003-04	W 58-49	Dayton, Ohio	3/13
	W 67-60	Cintas Center	2/21
	L 67-74	Away	1/31
2002-03	W 73-72	Away	2/22

	W 85-77	Cintas Center	2/8
2001-02	W 66-59	Philadelphia, Pa.	3/8
	W 75-59	Cintas Center	1/26
	W 66-59	Away	1/5
2000-01	L 62-65	Away	3/4
	W 82-72	Cintas Center	1/30
1999-00	W 65-64 (OT)	Cincinnati Gardens	2/2
	L 72-76	Away	1/11
1998-99	W 90-62	Cincinnati Gardens	2/24
	L 86-91	Away	1/30
1997-98	W 89-84	Cincinnati Gardens	3/1
	L 82-93	Away	1/24
1996-97	W 79-53	Cincinnati Gardens	2/12
	L 91-98	Away	1/7
1995-96	W 102-95	Cincinnati Gardens	2/20
	L 55-61	Away	1/27
1994-95	W 99-73	Cincinnati Gardens	12/19
1993-94	W 88-62	Away	1/24
	W 57-46	Cincinnati Gardens	1/12
1992-93	W 53-46	Cincinnati Gardens	2/13
	W 85-58	Away	1/16
1991-92	W 72-56	Away	2/29
	W 77-69	Cincinnati Gardens	1/21
1990-91	W 90-71	Dayton, Ohio	3/8
	W 102-79	Cincinnati Gardens	3/2
	L 79-83	Away	2/17
1989-90	L 89-98	Dayton, Ohio	3/10
	L 108-111	Away	3/3
	W 88-81	Cincinnati Gardens	2/3
1988-89	W 83-78	Cincinnati Gardens	3/4
	W 82-78	Away	2/4
1987-88	W 86-73	Cincinnati Gardens	2/27
1986-87	L 65-69	Away	12/27
1985-86	W 93-78	Cincinnati Gardens	2/25
1984-85	L 56-66	Away	3/3
1983-84	W 72-61	Cincinnati Gardens	2/29
1982-83	L 53-63	Away	12/11
1981-82	L 61-62 (OT)	Away	12/12
1980-81	L 64-73	Away	2/22
	L 72-74	Riverfront Coliseum	1/10
1979-80	L 60-73	Away	2/26
	W 73-59	Schmidt Fieldhouse	1/19
1978-79	L 54-76	Schmidt Fieldhouse	2/10
	L 66-67	Away	12/30
1977-78	L 62-90	Away	2/28
	W 58-56	Schmidt Fieldhouse	1/7
1976-77	L 48-86	Schmidt Fieldhouse	3/5
	L 59-75	Away	1/8
1975-76	L 75-77	Schmidt Fieldhouse	2/28
	L 71-80	Away	1/3
1974-75	L 67-78	Schmidt Fieldhouse	2/19
	L 66-75	Away	12/7
1973-74	L 55-86	Away	2/23
	L 52-62	Schmidt Fieldhouse	1/9
1972-73	L 81-87	Away	3/3
	L 82-98	Cincinnati Gardens	1/6
1971-72	W 77-66	Schmidt Fieldhouse	2/5
	L 66-69	Away	12/11
1970-71	L 76-82	Schmidt Fieldhouse	2/27
	L 50-70	Away	2/13

1969-70	L 78-90	Away	2/4
	L 76-94	Schmidt Fieldhouse	1/3
1968-69	L 64-72	Away	1/27
	W 59-55	Schmidt Fieldhouse	1/4
1967-68	L 56-64	Away	2/7
	L 80-83	Schmidt Fieldhouse	1/3
1966-67	L 66-70	Away	2/8
	L 72-75	Schmidt Fieldhouse	1/4
1965-66	L 73-76	Schmidt Fieldhouse	2/9
	L 79-105	Away	1/3
1964-65	L 81-112	Away	2/3
	L 79-83	Schmidt Fieldhouse	1/4
1963-64	W 82-81	Schmidt Fieldhouse	2/1
	W 103-94	Away	1/4
1962-63	L 63-79	Away	2/6
	L 65-69	Cincinnati Gardens	1/3
1961-62	W 72-71	Cincinnati Gardens	2/7
	L 48-64	Away	1/3
1960-61	L 71-94	Away	2/22
	L 64-87	Cincinnati Gardens	1/28
1959-60	L 82-91	Cincinnati Gardens	2/24
	L 51-54	Away	1/6
1958-59	W 71-69	Cincinnati Gardens	3/8
	L 56-60	Away	1/14
1957-58	W 78-74 (OT)	New York, N.Y.	3/22
	L 58-64	Cincinnati Gardens	2/16
	L 59-74	Away	1/29
1956-57	W 68-65	Away	2/20
	L 59-61	Cincinnati Gardens	1/13
1955-56	L 68-72	New York, N.Y.	3/20
	L 75-85	Cincinnati Gardens	2/19
	L 73-81	Away	1/21
1954-55	L 60-71	Away	2/20
	L 80-91	Cincinnati Gardens	1/30
1953-54	L 63-81	Cincinnati Gardens	2/21
	L 58-66	Away	1/24
1952-53	L 63-81	Away	2/22
	W 70-68	Cincinnati Gardens	1/18
1951-52	L 80-82	Cincinnati Gardens	2/24
	L 60-67	Away	1/27
1950-51	L 53-77	Away	3/3
	L 57-63	Schmidt Fieldhouse	2/11
1949-50	L 51-59	Cleveland, Ohio	3/2
	L 42-59	Away	2/13
	L 55-65	Schmidt Fieldhouse	1/22
1948-49	W 49-44	Schmidt Fieldhouse	2/27
	W 66-48	Away	2/15
19			

DIVISION I OPPONENT GAME-BY-GAME SERIES RECORDS

L 29-44	Away	1/16
1931-32 W 20-10	Away	
W 46-12	Schmidt Fieldhouse	
1930-31 W 33-10	Away	
W 40-19	Schmidt Fieldhouse	
1929-30 W 29-18	Away	
L 19-20	Schmidt Fieldhouse	
1928-29 W 18-12	Schmidt Fieldhouse	2/23
W 26-25	Away	
1921-22 L 10-14	Away	2/17
W 27-15	St. Xavier Gym	1/21
1920-21 W 27-15	St. Xavier Gym	3/1
W 21-18	Away	2/18
1919-20 L 14-21	Away	3/5
L 18-24	St. Xavier Gym	2/20

DELAWARE - SERIES TIED 1-1

1992-93 W 74-66	Toyko, Japan	12/18
1973-74 L 64-65	Greenville, S.C.	12/29

DELAWARE STATE - XAVIER LEADS 4-0

2007-08 W 65-33	Cintas Center	12/28
1995-96 W 87-57	Cincinnati Gardens	12/16
1987-88 W 100-71	Cincinnati Gardens	12/8
1983-84 W 104-82	Tampa, Fla.	12/21

DEPAUL - XAVIER LEADS 16-11

2019-20 L 67-71	New York, N.Y.	3/11
W 78-76	Cintas Center	2/25
W 67-59	Away	2/4
2018-19 L 62-74	Cintas Center	2/9
W 74-65	Away	12/29
2017-18 W 65-62	Away	3/3
W 77-72	Cintas Center	12/30
2016-17 W 75-64	New York, N.Y.	3/8
W 79-65	Away	3/4
W 72-61	Cintas Center	2/8
2015-16 W 86-65	Away	1/30
W 84-64	Cintas Center	1/12
2014-15 W 89-76	Cintas Center	1/24
L 68-71	Away	1/3
2013-14 W 83-64	Cintas Center	2/19
W 84-74	Away	1/20
1997-98 W 73-56	Cleveland, Ohio	12/27
1973-74 L 70-77	Schmidt Fieldhouse	2/9
1972-73 L 67-89	Away	2/7
1971-72 W 71-62	Schmidt Fieldhouse	2/26
1970-71 L 76-84	Away	3/3
1969-70 L 71-73	Schmidt Fieldhouse	1/7
1968-69 L 77-86	Away	1/13
1967-68 W 97-78	Schmidt Fieldhouse	1/31
1966-67 L 60-71	Away	2/11
1963-64 L 80-86	Buffalo, N.Y.	12/28
1938-39 L 30-38	Away	1/16

DETROIT MERCY - XAVIER LEADS 52-43

2018-19 W 69-55	Cintas Center	12/21
2006-07 W 88-55	Cintas Center	12/5
1994-95 W 72-65	Cincinnati Gardens	2/4
W 72-63	Away	1/7

1993-94 L 75-79	Indianapolis, Ind.	3/7
L 82-86	Away	2/19
W 75-68	Cincinnati Gardens	1/26
1992-93 W 93-74	Cincinnati Gardens	2/27
L 90-97 (OT)	Away	1/9
1991-92 L 88-93 (OT)	Away	1/25
W 84-80	Cincinnati Gardens	1/11
1990-91 W 66-59	Dayton, Ohio	3/7
W 69-67	Away	1/24
W 91-66	Cincinnati Gardens	12/30
1989-90 W 74-62	Away	2/22
W 88-83	Cincinnati Gardens	1/25
1988-89 W 86-64	Cincinnati Gardens	2/20
L 80-89	Away	1/14
1987-88 W 122-96	Indianapolis, Ind.	3/12
W 114-97	Away	2/15
W 105-84	Cincinnati Gardens	1/18
1986-87 W 80-58	Cincinnati Gardens	2/7
W 72-50	Away	1/10
1985-86 L 71-80	Away	2/8
L 72-76	Cincinnati Gardens	1/11
1984-85 W 77-69	Tulsa, Okla.	3/7
L 83-87	Away	2/2
W 68-63	Cincinnati Gardens	1/5
1983-84 W 54-52	Cincinnati Gardens	2/4
W 78-58	Away	1/7
1982-83 W 90-70	Evansville, Ind.	3/10
W 69-61	Riverfront Coliseum	2/19
W 70-56	Away	1/22
1981-82 L 78-82 (OT)	Away	2/13
L 64-73	Schmidt Fieldhouse	1/16
L 68-72	New York, N.Y.	11/28
1980-81 W 69-65	Away	1/24
1979-80 L 96-102	Away	2/7
L 79-95	Schmidt Fieldhouse	1/28
1978-79 L 69-88	Cincinnati Gardens	2/28
W 74-70	Away	1/24
1977-78 L 77-82	Schmidt Fieldhouse	2/25
L 74-80	Away	2/4
1976-77 L 66-91	Away	2/26
L 76-85	Schmidt Fieldhouse	2/5
1975-76 W 82-80 (OT)	Schmidt Fieldhouse	2/14
L 64-94	Away	12/20
1974-75 L 59-70	Away	2/22
W 87-84	Schmidt Fieldhouse	1/25
1973-74 W 80-67	Schmidt Fieldhouse	2/25
L 78-79	Away	2/16
1972-73 L 81-83	Away	2/10
L 73-79	Schmidt Fieldhouse	1/13
1971-72 L 56-69	Away	2/12
L 66-70	Schmidt Fieldhouse	1/22
1970-71 L 71-80	Away	2/6
L 76-78	Schmidt Fieldhouse	1/16
1969-70 W 70-67	Away	1/31
L 73-78	Schmidt Fieldhouse	1/18
1968-69 W 104-67	Schmidt Fieldhouse	2/15
L 84-98	Away	1/18
1967-68 L 84-81	Schmidt Fieldhouse	1/15
L 84-85	Away	12/9
1966-67 W 84-78	Away	1/7

W 104-89	Schmidt Fieldhouse	12/10
1965-66 L 87-95	Schmidt Fieldhouse	1/24
L 86-105	Away	12/13
1964-65 L 92-108	Schmidt Fieldhouse	1/25
L 110-123	Away	12/14
1963-64 W 114-112	Away	2/15
W 121-113	Schmidt Fieldhouse	1/6
1962-63 W 87-71	Schmidt Fieldhouse	1/6
L 75-93	Away	12/10
1961-62 W 89-82	Schmidt Fieldhouse	1/29
L 73-88	Away	12/11
1960-61 W 99-96	Schmidt Fieldhouse	2/6
1959-60 W 73-71	Schmidt Fieldhouse	2/13
L 71-95	Away	12/14
1958-59 W 80-58	Away	12/13
1947-48 W 59-36	Schmidt Fieldhouse	1/31
1940-41 W 39-35	Schmidt Fieldhouse	
W 37-30	Away	
1939-40 W 46-41	Schmidt Fieldhouse	2/24
L 31-36	Away	2/3
1938-39 L 37-41	Away	2/25
W 48-33	Schmidt Fieldhouse	1/21
1932-33 W 27-12	Away	
1931-32 W 37-23	Schmidt Fieldhouse	
L 21-22 (OT)	Away	
1930-31 W 22-17		
L 20-26	Away	
1929-30 L 24-36	Schmidt Fieldhouse	
W 23-18	Away	
1928-29 L 19-24	Away	
W 24-11	Schmidt Fieldhouse	2/5

DRAKE - XAVIER LEADS 1-0

2012-13 W 74-70	Anaheim, Ca.	11/25
-----------------	--------------	-------

DREXEL - XAVIER LEADS 1-0

2012-13 W 69-65	Anaheim, Ca.	11/23
-----------------	--------------	-------

DUKE - DUKE LEADS 4-0

2008-09 L 64-82	East Rutherford, N.J.	12/20
2003-04 L 63-66	Atlanta, Ga.	3/28
1993-94 L 60-82	Away	12/4
1986-87 L 60-65	Indianapolis, Ind.	3/14

DUQUESNE - XAVIER LEADS 29-17

2012-13 W 73-65	Away	2/9
2011-12 W 78-50	Cintas Center	1/11
2010-11 W 71-63	Away	2/13
2009-10 W 86-50	Cintas Center	1/28
2008-09 L 68-72	Away	2/7
2007-08 W 75-48	Cintas Center	2/21
2006-07 L 91-93	Away	1/31
2005-06 W 91-70	Cintas Center	2/18
2004-05 W 83-72	Away	2/13
W 73-52	Cintas Center	1/12
2003-04 L 68-74	Cintas Center	2/28
L 58-71	Away	1/14
2002-03 W 80-78 (OT)	Away	2/26
W 93-58	Cintas Center	1/21
2001-02 W 80-66	Away	2/24

W 79-65	Cintas Center	1/30
2000-01 W 81-48	Away	1/27
1999-00 W 95-66	Cincinnati Gardens	2/15
L 78-85	Away	1/15
1998-99 W 72-54	Cincinnati Gardens	2/9
W 56-42	Away	1/9
1997-98 W 83-62	Away	2/21
W 93-71	Cincinnati Gardens	1/27
1996-97 W 82-74	Away	2/20
L 70-78	Cincinnati Gardens	1/25
1995-96 W 76-75	Away	3/3
W 116-105 (OT)	Cincinnati Gardens	2/24
1992-93 W 67-41	Indianapolis, Ind.	3/12
L 72-88	Away	3/6
W 85-79	Cincinnati Gardens	2/6
1991-92 L 104-108	Cincinnati Gardens	12/21
1986-87 W 78-67	Cincinnati Gardens	12/30
1985-86 W 71-68	Away	1/29
1976-77 L 80-86	College Park, Md.	12/29
1975-76 W 98-86	Schmidt Fieldhouse	3/2
1973-74 L 40-73	Away	3/7
1972-73 L 73-89	Schmidt Fieldhouse	2/28
1971-72 L 57-65	Away	1/24
1970-71 L 77-84	Schmidt Fieldhouse	1/6
1969-70 L 63-105	Away	2/25
1968-69 L 58-77	Schmidt Fieldhouse	12/22
1967-68 L 67-85	Away	2/18
1966-67 W 61-57	Schmidt Fieldhouse	1/9
1965-66 W 79-75	Away	2/13
1964-65 W 96-90	Schmidt Fieldhouse	1/23
1963-64 L 76-83	Away	1/26

EAST TENNESSEE STATE - XAVIER LEADS 3-1

2017-18 W 68-66	Cintas Center	12/16
1999-00 W 80-55	Cincinnati Gardens	12/4
1993-94 W 93-65	Away	1/3
1991-92 L 79-82	Cincinnati Gardens	12/27

EASTERN ILLINOIS - XAVIER LEADS 2-1

2005-06 W 80-35	Cintas Center	11/19
1989-90 W 80-48	Cincinnati Gardens	12/18
1988-89 L 70-85	Away	12/19

EASTERN KENTUCKY - XAVIER LEADS 13-5

2018-19 W 95-77	Cintas Center	12/15
2005-06 W 82-63	Cintas Center	1/9
2002-03 W 84-60	Cintas Center	12/28
2000-01 W 93-75	Cintas Center	11/22
1983-84 W 55-50	Away	12/6
1982-83 W 70-49	Schmidt Fieldhouse	1/11
1955-56 W 93-72	Schmidt Fieldhouse	2/23
W 88-65	Away	12/14
1954-55 W 86-72	Schmidt Fieldhouse	1/22
L 46-60	Away	12/13
1953-54 W 78-61	Schmidt Fieldhouse	2/13
W 79-63	Away	1/18
W 86-67	Louisville, Ky.	12/30
1952-53 L 74-91	Away	2/14
W 80-68	Schmidt Fieldhouse	1/26
1951-52 L 54-58	Away	11/26

1945-46 L 46-67	Away	1/17
1945-46 L 41-49	Schmidt Fieldhouse	1/5

EASTERN MICHIGAN - XAVIER LEADS 2-0

1985-86 W 83-61	Away	12/10
1984-85 W 71-70 (OT)	Cincinnati Gardens	12/3

EASTERN WASHINGTON - XAVIER LEADS 1-0

2016-17 W 85-56	Cintas Center	12/20
-----------------	---------------	-------

ELON - XAVIER LEADS 1-0

2003-04 W 75-58	Cintas Center	12/28
-----------------	---------------	-------

EVANSVILLE - XAVIER LEADS 27-14

2018-19 W 91-85	Cintas Center	11/10
2013-14 W 63-60	Cintas Center	12/10
1993-94 W 73-66	Cincinnati Gardens	2/26
L 61-91	Away	1/22
1992-93 L 69-80	Indianapolis, Ind.	3/13
W 74-63	Cincinnati Gardens	2/17
W 74-68	Away	1/23
1991-92 L 73-82	Away	2/22
W 76-63	Cincinnati Gardens	2/1
1990-91 W 69-56	Away	2/14
W 100-85	Cincinnati Gardens	1/17
1989-90 W 89-78	Dayton, Ohio	3/9
W 71-52	Cincinnati Gardens	2/15
L 51-59	Away	1/18
1988-89 W 85-78	Dayton, Ohio	3/11
L 82-88	Away	2/16
W 81-73	Cincinnati Gardens	1/19
1987-88 W 102-79	Cincinnati Gardens	2/20
L 84-86	Away	1/23
1986-87 L 93-95 (OT)	Away	2/16
W 77-70	Cincinnati Gardens	1/19
1985-86 W 81-72	Cincinnati Gardens	2/17
W 78-69	Away	1/20
1984-85 W 83-63	Cincinnati Gardens	2/11
L 71-77	Away	1/14
1983-84 L 67-74	Away	2/13
W 73-50	Cincinnati Gardens	1/16
1982-83 W 70-68	Away	2/16
W 85-65	Riverfront Coliseum	1/15
1981-82 L 73-76	Schmidt Fieldhouse	2/6
L 52-82	Away	1/9
1980-81 W 72-69	Riverfront Coliseum	3/7
W 59-57	Schmidt Fieldhouse	2/28
W 63-60	Away	2/4
1979-80 L 75-88	Schmidt Fieldhouse	1/9
1978-79 W 74-60	Away	2/3
L 59-74	Schmidt Fieldhouse	1/10
1976-77 W 89-79	Schmidt Fieldhouse	12/15
1950-51 L 69-71	Owensboro, Ky.	12/19
1949-50 W 45-36	Schmidt Fieldhouse	2/10
1946-47 W 53-47	Terre Haute, Ind.	

FAIRLEIGH DICKINSON - XAVIER LEADS 1-0

2012-13 W 117-75	Cintas Center	11/9
------------------	---------------	------

DIVISION I OPPONENT GAME-BY-GAME SERIES RECORDS

FAIRFIELD - FAIRFIELD LEADS 2-0

1967-68	L 60-64	Schmidt Fieldhouse	2/12
1965-66	L 81-90	Schmidt Fieldhouse	12/18

FLORIDA A&M - XAVIER LEADS 3-0

2005-06	W 79-51	Cintas Center	12/7
2002-03	W 93-64	Cintas Center	11/24
1996-97	W 95-64	Cincinnati Gardens	12/2

FLORIDA - SERIES TIED 2-2

2019-20	L 65-70	Charleston, S.C.	11/24
2010-11	L 67-71	Cintas Center	12/31
2009-10	W 76-64	Away	2/13
1959-60	W 86-74	Miami, Fla.	12/28

FLORIDA GULF COAST - XAVIER LEADS 1-0

2014-15	W 71-57	Cintas Center	12/28
---------	---------	---------------	-------

FLORIDA INTERNATIONAL - XAVIER LEADS 2-0

1987-88	W 122-95	Away	2/24
	W 125-84	Schmidt Fieldhouse	1/9

FLORIDA STATE - XAVIER LEADS 2-1

2017-18	L 70-75	Nashville, TN.	3/18
2016-17	W 91-66	Orlando, FL.	3/18
1957-58	W 76-60	Schmidt Fieldhouse	2/4

FORDHAM - XAVIER LEADS 23-3

2012-13	W 79-66	Cintas Center	2/13
2011-12	W 67-59	Away	1/7
2010-11	W 79-72	Cintas Center	2/19
2009-10	W 82-56	Away	3/3
	W 108-60	Cintas Center	1/31
2008-09	W 88-53	Cintas Center	2/14
	W 86-60	Away	1/11
2007-08	W 68-50	Cintas Center	1/12
2006-07	W 71-56	Away	1/11
2005-06	W 70-59	Cincinnati, Ohio	3/10
	W 84-64	Cintas Center	2/15
2004-05	L 74-76	Away	1/16
2003-04	W 74-52	Cintas Center	2/7
2002-03	W 75-61	Away	1/25
2001-02	W 88-58	Cintas Center	1/9
2000-01	W 82-71	Away	1/3
1999-00	W 97-79	Cincinnati Gardens	1/30
1998-99	W 76-56	Away	1/20
1997-98	W 77-43	Cincinnati Gardens	1/10
1996-97	W 75-64	Away	1/11
1995-96	W 61-54	Philadelphia, Pa.	3/6
	W 74-61	Cincinnati Gardens	1/13
1991-92	W 80-78 (OT)	Cincinnati Gardens	2/26
1990-91	L 74-87	Away	1/5
1967-68	L 70-81	Oklahoma City, Okla.	12/30
1957-58	W 85-82	Schmidt Fieldhouse	12/17

FURMAN - FURMAN LEADS 1-0

1973-74	L 70-82	Away	12/28
---------	---------	------	-------

GARDNER-WEBB - XAVIER LEADS 1-0

2013-14	W 83-59	Cintas Center	11/8
---------	---------	---------------	------

GEORGE WASHINGTON - XAVIER LEADS 28-9

2017-18	W 83-64	Las Vegas, NV.	11/23
2012-13	W 71-56	Cintas Center	1/2
2011-12	W 59-58	Away	2/1
2010-11	W 81-74	Cintas Center	1/26
2009-10	W 76-69	Away	1/10
2008-09	W 71-53	Cintas Center	2/22
2007-08	W 66-56	Cintas Center	3/1
	W 74-66	Away	1/19
2006-07	W 87-58	Away	2/10
2005-06	L 85-89	Cintas Center	2/2
2004-05	W 81-62	Cintas Center	2/23
	W 66-65	Away	1/25
2003-04	W 70-47	Dayton, Ohio	3/12
	W 83-66	Cintas Center	3/3
	L 60-81	Away	1/28
2002-03	W 78-73	Dayton, Ohio	3/13
	W 71-70	Cintas Center	3/1
	W 80-68	Away	2/4
2001-02	W 89-75	Cintas Center	2/14
	W 71-63	Away	1/17
2000-01	L 74-83	Philadelphia, Pa.	3/8
	W 71-63 (OT)	Cintas Center	2/3
	W 76-74	Away	1/16
1999-00	W 88-76	Cincinnati Gardens	2/22
	L 67-78	Away	2/5
1998-99	L 74-77	Away	2/27
	W 81-61	Cincinnati Gardens	1/17
1997-98	W 77-63	Philadelphia, Pa.	3/7
	W 96-86	Cincinnati Gardens	2/16
	L 73-78 (OT)	Away	1/14
1996-97	W 87-76	Cincinnati Gardens	2/15
	W 62-61	Away	1/23
1995-96	L 77-81	Cincinnati Gardens	2/26
	L 69-77	Away	2/7
1994-95	W 88-75	Away	2/18
1993-94	L 92-93 (2OT)	Cincinnati Gardens	2/12
1984-85	W 87-79	Arizona State	12/7

GEORGETOWN - XAVIER LEADS 16-5

2019-20	W 66-63	Away	3/1
	W 66-57	Cintas Center	1/22
2018-19	L 73-80	Away	1/31
	W 81-75	Cintas Center	1/9
2017-18	W 89-77	Away	2/21
	W 96-91 (OT)	Cintas Center	2/3
2016-17	W 86-75	Away	1/22
	W 81-76	Away	12/31
2015-16	W 88-70	Away	2/20
	L 72-81	Cintas Center	1/19
2014-15	W 65-63	New York, N.Y.	3/13
	W 66-53	Away	1/27
	W 70-53	Cintas Center	12/31
2013-14	L 52-74	Away	2/22
	W 80-67	Cintas Center	1/15
1994-95	L 63-68	Tallahassee, Fla.	3/17
1989-90	W 74-71	Indianapolis, Ind.	3/18

1968-69	L 63-77	Away	2/10
1967-68	W 87-68	Schmidt Fieldhouse	2/4
1958-59	W 70-62	Schmidt Fieldhouse	1/28
1953-54	W 74-54	Away	12/14

GEORGIA - XAVIER LEADS 3-1

2011-12	W 70-56	Cintas Center	11/25
2010-11	W 65-57	Away	2/8
2007-08	W 73-61	Washington D.C.	3/20
1983-84	L 70-73	Away	12/29

GEORGIA STATE - XAVIER LEADS 3-0

2014-15	W 75-67	Jacksonville, FL.	3/21
1981-82	W 57-56	Schmidt Fieldhouse	12/21
	W 72-59	Away	12/8

GEORGIA TECH - XAVIER LEADS 2-0

1955-56	W 92-67	Buffalo, N.Y.	1/1
1934-35	W 38-19	Schmidt Fieldhouse	2/16

GONZAGA - GONZAGA LEADS 4-1

2016-17	L 59-83	San Jose, CA.	3/25
2011-12	L 65-72	Cintas Center	12/31
2010-11	L 54-64	Away	12/22
2005-06	L 75-79	Salt Lake City, Utah	3/16
1960-61	W 87-82	Schmidt Fieldhouse	12/23

GREEN BAY - XAVIER LEADS 2-0

2019-20	W 84-71	Cintas Center	12/4
1994-95	W 76-55	Cincinnati Gardens	2/11

HAMPTON - XAVIER LEADS 1-0

2017-18	W 96-60	Cintas Center	11/20
---------	---------	---------------	-------

HARTFORD - XAVIER LEADS 2-0

1994-95	W 85-68	Away	12/10
1993-94	W 65-56	Cincinnati Gardens	12/6

HAWAII - SERIES TIED 1-1

2011-12	L 82-84 (OT)	Honolulu, HI.	12/24
2001-02	W 70-58	Dallas, Texas	3/15

HOFSTRA - XAVIER LEADS 1-0

1996-97	W 79-43	Cincinnati Gardens	12/14
---------	---------	--------------------	-------

HOLY CROSS - HOLY CROSS LEADS 3-0

1981-82	L 60-66	Schmidt Fieldhouse	12/5
1980-81	L 93-112	Away	1/6
1949-50	L 51-54	Schmidt Fieldhouse	12/27

HOUSTON - HOUSTON LEADS 2-0

1977-78	L 75-100	Away	12/16
1972-73	L 73-114	Away	12/9

IDAHO STATE - XAVIER LEADS 1-0

1967-68	W 101-84	Oklahoma City, Okla.	12/29
---------	----------	----------------------	-------

ILLINOIS - SERIES TIED 2-2

2018-19	W 83-74	Maui, HI.	11/21
---------	---------	-----------	-------

2006-07	W 65-59	U.S. Bank Arena	12/29
2005-06	L 62-65	Chicago, Ill.	12/3
1961-62	L 69-81	Away	12/18

INDIANA - INDIANA LEADS 8-1

2007-08	W 80-65	Hoffman Estates, Ill.	11/24
2003-04	L 77-80 (OT)	Indianapolis, Ind.	11/29
1992-93	L 70-73	Indianapolis, Ind.	3/21
1979-80	L 66-92	Away	12/7
1951-52	L 69-92	Away	12/8
1948-49	55-63	Away	12/11
1939-40	24-58	Away	12/11
1938-39	39-48	Schmidt Fieldhouse	2/3
1931-32	16-18	Schmidt Fieldhouse	2/2

IPFW - XAVIER LEADS 4-0

2011-12	W 86-63	Cintas Center	11/15
2010-11	W 76-66	Cintas Center	11/16
2008-09	W 71-43	Cintas Center	11/14
2004-05	W 80-74	Cintas Center	12/28

IUPUI - XAVIER LEADS 6-0

2018-19	W 82-69	Cintas Center	11/6
2014-15	W 66-43	Cintas Center	12/9
1994-95	W 104-67	Cincinnati Gardens	11/25
1975-76	W 90-76	Schmidt Fieldhouse	2/24
1974-75	W 88-43	Schmidt Fieldhouse	12/4
1973-74	W 77-42	Schmidt Fieldhouse	12/5

INDIANA STATE - SERIES TIED 2-2

1949-50	L 50-52	Away	2/3
1948-49	W 66-43	Schmidt Fieldhouse	1/22
1947-48	W 60-51	Schmidt Fieldhouse	2/21
1946-47	L 38-50	Away	

IONA - XAVIER LEADS 4-1

1960-61	W 58-54	New York, N.Y.	2/16
1958-59	W 69-52	New York, N.Y.	12/11
1957-58	W 71-61	Away	1/9
1956-57	W 82-79	New York, N.Y.	1/5
1953-54	L 64-70	Away	12/17

IOWA - IOWA LEADS 2-1

2013-14	L 74-77 (OT)	Nassau, Bahamas	11/28
2010-11	W 86-73	U.S. Virgin Islands	11/19
1937-38	L 28-33	Schmidt Fieldhouse	12/20

IOWA STATE - SERIES TIED 1-1

2004-05	W 72-59	Cintas Center	1/3
2003-04	L 61-68	Away	12/23

JACKSONVILLE - XAVIER LEADS 2-0

2019-20	W 76-57	Cintas Center	11/5
1962-63	W 103-94	Schmidt Fieldhouse	12/15

KANSAS - KANSAS LEADS 6-0

1999-00	L 70-111	Anchorage, Alaska	11/26
1987-88	L 72-85	Lincoln, Neb.	3/18
1972-73	L 54-61	Away	12/11

1971-72	L 57-75	Away	12/1
1968-69	L 56-79	Away	12/9
1966-67	L 52-100	Away	12/3

KANSAS STATE - SERIES TIED 4-4

2009-10	L 96-101 (2OT)	Salt Lake City, Utah	3/25
	L 56-71	Away	12/8
2007-08	W 103-77	U.S. Bank Arena	12/31
2006-07	W 76-66	U.S. Bank Arena	1/3
1996-97	W 94-54	Cincinnati Gardens	12/29
1995-96	L 67-73	Away	12/20
1989-90	W 8		

DIVISION I OPPONENT GAME-BY-GAME SERIES RECORDS

1940-41	W 49-44	Schmidt Fieldhouse	2/25
	L 43-48	Schmidt Fieldhouse	1/9
1939-40	L 29-37	Away	2/12
	L 41-42 (OT)	Schmidt Fieldhouse	1/6
1938-39	L 23-43	Away	2/21
	L 31-41	Schmidt Fieldhouse	2/8
1937-38	L 29-45	Away	2/17
	W 39-32	Schmidt Fieldhouse	
1936-37	L 15-23	Away	2/22
	L 28-32	Schmidt Fieldhouse	12/12
1935-36	L 40-49	Away	2/18
	L 32-36	Schmidt Fieldhouse	1/14
1934-35	L 29-46	Away	3/7
	L 27-40	Schmidt Fieldhouse	2/5

LA SALLE - XAVIER LEADS 32-7

2012-13	W 70-63	Cintas Center	1/19
2011-12	L 70-80	Away	1/4
2010-11	W 100-62	Cintas Center	2/22
2009-10	W 68-62	Away	1/7
2008-09	W 73-53	Cintas Center	1/18
2007-08	W 75-62	Cintas Center	2/2
2006-07	W 76-65	Away	3/3
2005-06	L 70-79	Cintas Center	2/11
2004-05	W 83-70	Cincinnati, Ohio	3/10
	L 52-53 (OT)	Away	2/27
	W 62-50	Cintas Center	2/2
2003-04	W 78-68	Away	2/18
	W 84-45	Cintas Center	1/21
2002-03	W 93-71	Away	2/19
	W 80-47	Cintas Center	1/14
2001-02	W 68-53	Cintas Center	2/28
	W 71-67	Away	1/19
2000-01	W 79-55	Away	2/25
	W 81-66	Cintas Center	1/7
1999-00	W 71-60	Away	2/27
	L 49-80	Cincinnati Gardens	1/23
1998-99	W 88-71	Cincinnati Gardens	2/16
	L 75-88	Away	2/6
1997-98	W 91-59	Away	2/2
	W 104-67	Cincinnati Gardens	1/7
1996-97	W 79-67	Cincinnati Gardens	2/22
	W 83-67	Away	2/3
1995-96	W 60-59	Cincinnati Gardens	1/25
	W 69-60	Away	1/6
1994-95	W 84-77	Away	2/9
	W 75-72	Cincinnati Gardens	1/14
1993-94	W 79-77	Cincinnati Gardens	3/3
	W 73-66	Away	2/5
1992-93	W 73-58	Away	3/2
	W 56-49	Cincinnati Gardens	2/4
1982-83	W 109-85	Schmidt Fieldhouse	2/9
1980-81	L 60-65	Away	12/10
1958-59	L 80-99	Away	2/28
1957-58	W 76-65	Schmidt Fieldhouse	1/27

LEHIGH - XAVIER LEADS 3-0

2016-17	W 84-81	Cintas Center	11/11
2011-12	W 70-58	Greensboro, N.C.	3/18
2004-05	W 69-63	Cintas Center	12/21

LIPSCOMB - XAVIER LEADS 1-0

2019-20	W 87-62	Cintas Center	11/30
---------	---------	---------------	-------

LONG BEACH STATE - LONG BEACH STATE LEADS 2-1

2014-15	L 70-73	Anaheim, CA.	11/30
	W 97-74	Cintas Center	11/18
2011-12	L 58-68	Honolulu, HI.	12/22

LONG ISLAND - XAVIER LEADS 4-0

2001-02	W 108-57	Cintas Center	12/8
1996-97	W 94-86	Cincinnati Gardens	12/10
1995-96	W 109-78	Cincinnati Gardens	12/2
1948-49	W 75-51	Schmidt Fieldhouse	2/8

LOUISIANA LAFAYETTE - XAVIER LEADS 1-0

2003-04	W 78-74	Cintas Center	12/20
---------	---------	---------------	-------

LOUISIANA MONROE - XAVIER LEADS 2-0

2000-01	W 86-68	Cintas Center	11/30
1997-98	W 118-61	Cincinnati Gardens	11/24

LSU - XAVIER LEADS 3-1

2009-10	W 89-65	Cintas Center	12/29
2008-09	W 80-70	Away	1/24
1980-81	L 62-78	Away	12/22
1964-65	W 93-87	Oklahoma City, Okla.	12/28

LOUISVILLE - LOUISVILLE LEADS 25-17

2003-04	W 80-70	Orlando, Fla.	3/19
1999-00	W 81-79	Anchorage, Alaska	11/25
1992-93	L 73-76	Away	1/11
1991-92	L 73-86	Riverfront Coliseum	2/8
1988-89	W 85-83	Riverfront Coliseum	11/18
1963-64	L 91-97	Away	2/12
	W 80-79	Schmidt Fieldhouse	1/15
1962-63	L 68-70 (OT)	Away	2/13
	L 66-75	Cincinnati Gardens	1/16
1961-62	W 79-67	Cincinnati Gardens	2/14
	L 60-85	Away	1/17
1960-61	W 84-77	Cincinnati Gardens	1/18
	L 64-76	Away	12/10
1959-60	W 75-64	Cincinnati Gardens	2/6
	L 62-84	Away	1/16
1958-59	L 66-70	Away	1/10
	W 98-66	Cincinnati Gardens	1/3
1957-58	L 74-76	Away	2/8
	W 82-80 (3OT)	Cincinnati Gardens	1/4
1956-57	L 69-87	Away	2/16
1955-56	L 70-83	Away	2/29
	W 99-59	Schmidt Fieldhouse	2/13
1954-55	L 52-92	Away	2/23
	W 76-70	Schmidt Fieldhouse	1/8
1953-54	L 55-59	Away	
	L 65-74	Schmidt Fieldhouse	1/30
	L 56-61	Away	12/29
1952-53	W 80-74	Schmidt Fieldhouse	2/20
	L 69-72	Away	2/4
1951-52	L 87-101	Away	2/27
	L 67-77	Schmidt Fieldhouse	1/9

1950-51	W 72-69	Schmidt Fieldhouse	2/19
	L 55-63	Away	1/10
1949-50	L 72-77	Away	1/7
	L 47-64	Schmidt Fieldhouse	12/17
1948-49	W 71-57	Schmidt Fieldhouse	1/29
	L 57-64 (OT)	Away	1/15
1947-48	L 49-56	Kansas City, Mo.	3/12
	L 47-58	Away	2/13
	W 62-34	Schmidt Fieldhouse	1/7
1933-34	W 37-29	Schmidt Fieldhouse	2/19
1925-26	W 38-18	St. Xavier Gym	2/5

LOYOLA CHICAGO - XAVIER LEADS 38-25

1994-95	W 81-75	Away	1/30
1993-94	W 98-76	Away	3/1
	W 83-55	Cincinnati Gardens	1/29
1993-93	W 60-50	Indianapolis, Ind.	3/11
	W 68-65	Cincinnati Gardens	2/25
	W 81-64	Away	1/30
1991-92	W 69-56	Cincinnati Gardens	2/10
	W 75-73	Away	1/18
1990-91	W 87-74	Cincinnati Gardens	2/9
	W 81-74	Away	1/12
1989-90	W 70-53	Away	2/6
	W 89-73	Cincinnati Gardens	1/8
1988-89	W 85-83	Dayton, Ohio	3/9
	W 93-86	Cincinnati Gardens	2/9
	L 83-92	Away	1/12
1987-88	W 117-79	Indianapolis, Ind.	3/11
	W 94-83	Away	2/13
	W 98-90	Cincinnati Gardens	1/16
1986-87	W 82-74	Indianapolis, Ind.	2/27
	W 80-72	Cincinnati Gardens	2/9
	L 79-81	Away	1/12
1985-86	W 99-91	Indianapolis, Ind.	2/28
	W 91-88 (OT)	Away	2/10
	W 78-75	Cincinnati Gardens	1/13
1984-85	L 61-65	Tulsa, Okla.	3/8
	L 89-99	Away	2/4
	W 95-90	Cincinnati Gardens	1/7
1983-84	W 80-69	Chicago, Ill.	3/9
	W 64-61	Cincinnati Gardens	2/6
	L 83-94	Away	1/9
1982-83	W 82-76	Evansville, Ind.	3/11
	L 85-86	Away	2/21
	W 84-78	Schmidt Fieldhouse	1/24
1981-82	L 69-77	Tulsa, Okla.	3/4
	L 80-82	Schmidt Fieldhouse	2/15
	L 67-83	Away	1/30
1980-81	W 90-89	Riverfront Coliseum	2/14
	L 63-73	Away	1/19
1979-80	L 96-102	Schmidt Fieldhouse	2/16
1978-79	L 73-89	Away	12/11
1977-78	L 52-57	Schmidt Fieldhouse	2/11
1976-77	L 69-74	Away	1/12
1975-76	W 75-59	Schmidt Fieldhouse	12/17
1974-75	L 62-67	Away	1/4
1973-74	W 77-66	Schmidt Fieldhouse	1/5
1961-62	W 96-89	Schmidt Fieldhouse	3/5
1960-61	W 94-85	Away	3/11

1959-60	L 63-65	Away	1/22
1957-58	W 65-54	Away	2/1
1951-52	L 83-103	Away	1/23
1950-51	W 67-65	Schmidt Fieldhouse	1/6
1947-48	W 45-43	Schmidt Fieldhouse	2/7
1937-38	W 40-27	Schmidt Fieldhouse	
	L 38-52	Away	1/15
1936-37	L 31-41	Away	1/9
1929-30	L 13-18	Schmidt Fieldhouse	1/23
	L 13-18	Away	1/14
1928-29	L 10-20	Schmidt Fieldhouse	2/13
	L 5-20	Away	
1927-28	L 19-40	Away	2/25
	W 14-11	Schmidt Fieldhouse	2/15
1926-27	L 13-17	Away	2/15
	W 23-21	St. Xavier Gym	1/10

LOYOLA (MD.) - XAVIER LEADS 6-2

1994-95	W 86-51	Cincinnati Gardens	12/3
1991-92	L 52-68	Away	2/5
1990-91	W 87-68	Cincinnati Gardens	12/5
1956-57	W 102-76	Schmidt Fieldhouse	1/31
1955-56	W 84-57	Away	
1950-51	W 77-53	Schmidt Fieldhouse	2/8
1949-50	W 86-63	Schmidt Fieldhouse	1/6
1948-49	L 72-74	Away	1/4

LOYOLA MARYMOUNT - XAVIER LEADS 8-1

1998-99	W 97-52	Cincinnati Gardens	12/21
1996-97	W 81-65	Away	12/5
1989-90	W 115-113	Cincinnati Gardens	1/2
1988-89	W 118-113	Away	1/4
1970-71	W 96-84	Schmidt Fieldhouse	12/21
1968-69	W 81-71	Schmidt Fieldhouse	12/20
1967-68	L 69-80	Schmidt Fieldhouse	12/20
1964-65	W 72-63	Schmidt Fieldhouse	1/27
1960-61	W 75-62	Schmidt Fieldhouse	12/15

MANHATTAN - XAVIER LEADS 1-0

1956-57	W 99-86	Chicago, Ill.	2/23
---------	---------	---------------	------

MARQUETTE - MARQUETTE LEADS 53-24

2019-20	L 82-84 (2 OT)	Cintas Center	1/29
	L 65-85	Away	1/15
2018-19	L 82-87	Cintas Center	1/26
	L 52-70	Away	1/6
2017-18	W 89-70	Cintas Center	1/24
	W 91-87	Away	12/27
2016-17	L 84-95	Cintas Center	3/1
	L 61-83	Away	2/18
2015-16	W 90-72	New York, N.Y.	3/10
	W 90-82	Cintas Center	2/6
	W 74-66	Away	1/16
2014-15	W 64-44	Away	2/10
	W 62-58	Cintas Center	1/17
2013-14	W 68-65	New York, N.Y.	3/13
	L 72-81	Away	2/15
	W 86-79	Cintas Center	1/9
2010-11	L 55-66	Cleveland, Ohio	3/18
2009-10	L 61-71	Lake Buena Vista, Fla.	11/26

2000-01	W 75-59	Cintas Center	12/16
1999-00	W 67-63	Cincinnati Gardens	3/15
1999-00	L 63-65	Away	1/2
1990-91	W 71-66	Cincinnati Gardens	2/7
	W 98-93 (OT)	Away	1/10
1989-90	W 83-78	Cincinnati Gardens	2/8
	W 86-80	Away	1/6
1988-89	W 102-77	Cincinnati Gardens	2/25
1987-88	L 61-67	Away	12/5
1985-86	W 85-71	Away	2/5
1984-85	L 60-69	Cincinnati Gardens	2/20
	L 53-71	Away	2/13
1983-84	W 82-68 (OT)	Cincinnati Gardens	2/22
1982-83	L 64-72	Away	1/8
1981-82	L 50-63	Riverfront Coliseum	1/20
1980-81	L 62-78	Away	2/10
	L 59-78	Riverfront Coliseum	1/26
1979-80	L 70-82	Away	2/12
	L 62-76	Riverfront Coliseum	1/17
1978-79	L 50-67	Away	1/20
1977-78	L 53-75	Cincinnati Gardens	2/20
	L 62-78	Away	1/24
1976-77	L 43-85	Away	1/22
1975-76	L 49-74	Schmidt Fieldhouse	3/5
	L 48-82	Away	1/19
1974-75	L 55-78	Away	2/8
	L 55-73	Schmidt Fieldhouse	1/29
1973-74	L 53-73	Schmidt Fieldhouse	1/2
	L 55-68	Away	12/21
1972-73	L 61-90	Cincinnati Gardens	1/29
	L 52-70	Away	12/16
1971-72	L 55-63	Schmidt Fieldhouse	2/28
	L 59-89	Away	2/9
1970-71	L 58-76	Schmidt Fieldhouse	3/6
	L 60-91	Away	1/9
1969-70	L 73-81	Schmidt Fieldhouse	2/23
	L 73-82	Away	1/24
1968-69	L 54-67	Schmidt Fieldhouse	2/18
	L 69-82	Away	1/11
1967-68	W 88-83 (OT)	Schmidt Fieldhouse	2/26
	L 57-72	Away	2/10
1966-67	L 69-71	Schmidt Fieldhouse	2/15
	L 69-87	Away	1/14
1965-66	W 82-78	Schmidt Fieldhouse	2/16
	L 64-103	Away	1/8
1964-65	W 56-55	Schmidt Fieldhouse	2/27
	L 73-80	Away	1/9
1963-64	L 95-98		

DIVISION I OPPONENT GAME-BY-GAME SERIES RECORDS

MARSHALL - MARSHALL LEADS 13-12

2017-18	W 81-77	Cintas Center	12/19
2004-05	W 69-46	Cintas Center	12/30
1975-76	W 78-77 (OT)	Away	12/12
1957-58	L 87-99	Away	2/10
	W 70-68	Cincinnati, Ohio	12/13
1954-55	L 69-82	Away	
1952-53	L 78-83	Away	3/2
	W 96-91	Schmidt Fieldhouse	12/11
1949-50	L 63-67	Away	2/18
1948-49	W 53-50	Away	2/22
1946-47	L 41-53	Schmidt Fieldhouse	1/17
	L 44-58	Terre Haute, Ind.	
	L 47-56	Away	1/16

1945-46	L 59-72		
	L 50-91		
1942-43	L 40-56		
	W 68-53		
1941-42	W 53-43	Schmidt Fieldhouse	
	L 49-59	Away	
1939-40	L 47-51	Away	2/6
	L 36-48	Schmidt Fieldhouse	1/19
1934-35	W 47-25		
1927-28	W 43-34	Schmidt Fieldhouse	2/18
	W 16-14	Schmidt Fieldhouse	2/17
1926-27	W 48-22	Home	2/19

MARYLAND - MARYLAND LEADS 2-1

2016-17	W 76-65	Orlando, FL.	3/16
2002-03	L 64-77	Nashville, Tenn.	3/23
1976-77	L 74-84	Away	12/28

MARYLAND EASTERN SHORE - XAVIER LEADS 1-0

1999-00	W 96-52	Cincinnati Gardens	11/20
---------	---------	--------------------	-------

MASSACHUSETTS - XAVIER LEADS 14-10

2012-13	L 72-77	Cintas Center	3/2
2011-12	L 73-80	Away	2/21
2010-11	W 79-50	Cintas Center	1/12
2009-10	W 87-79	Away	2/3
2008-09	W 82-80	Cintas Center	1/31
2007-08	W 77-65	Away	1/27
2006-07	W 83-77	Cintas Center	1/18
2005-06	W 75-66	U.S. Bank Arena	3/8
	L 56-65	Away	3/4
2004-05	L 86-90 (3OT)	Away	1/8
2003-04	W 64-44	Cintas Center	2/14
2002-03	W 86-73	Away	1/18
2001-02	W 65-59 (OT)	Philadelphia, Pa.	3/7
	W 72-52	Cintas Center	3/2
2000-01	L 49-59	Away	2/14
	L 64-75	Cintas Center	1/9
1999-00	W 87-77	Cincinnati Gardens	2/12
1998-99	W 72-68	Philadelphia, Pa.	3/4
	L 77-78 (OT)	Away	2/20
1997-98	L 62-73	Cincinnati Gardens	2/8
1996-97	W 87-84 (OT)	Away	2/1
1995-96	L 74-78 (OT)	Cincinnati Gardens	2/4
1991-92	L 72-91	Away	12/7
1990-91	W 71-66	Cincinnati Gardens	1/15

MEMPHIS - XAVIER LEADS 7-2

2012-13	W 64-62	Cintas Center	2/26
2011-12	L 68-72	Away	2/4
2008-09	W 63-58	San Juan, P.R.	11/23
1966-67	W 88-78	Schmidt Fieldhouse	1/21
1965-66	W 110-107	Away	1/29
1964-65	W 95-74	Schmidt Fieldhouse	2/24
1963-64	W 99-86	Away	2/25
1954-55	L 67-81	Away	2/1
1954-55	W 81-72	Schmidt Fieldhouse	12/6

MERCER - XAVIER LEADS 1-0

2003-04	W 72-58	Cintas Center	11/16
---------	---------	---------------	-------

MIAMI - MIAMI LEADS 2-1

2004-05	W 83-70 (OT)	Neutral	11/27
1959-60	L 69-87	Away	12/29
1955-56	L 75-77	Away	2/2

MIAMI (OHIO) - XAVIER LEADS 55-47

2018-19	W 82-55	Cintas Center	11/28
2015-16	W 81-72	Cintas Center	11/13
2013-14	W 77-51	Cintas Center	11/20
2011-12	W 66-60	Cintas Center	11/18
2010-11	L 64-75	Away	12/1
2009-10	W 70-67	Cintas Center	12/23
2008-09	W 60-53	Cintas Center	11/29
2007-08	L 57-59	Away	11/13
2006-07	W 68-53	Cintas Center	11/29
2005-06	W 75-65	Away	12/11
2004-05	L 54-66	Cintas Center	11/22
2003-04	W 55-36	Away	12/9
2002-03	W 68-58	Cintas Center	12/9
2001-02	W 87-58	Away	11/28
2000-01	W 68-54	Cintas Center	11/18
1999-00	L 58-67	Away	12/8
1998-99	W 64-56	Cincinnati Gardens	12/2
1997-98	L 72-80	Away	12/9
1996-97	W 92-71	Cincinnati Gardens	11/30
1995-96	L 71-85	Away	12/6
1994-95	W 89-70	Cincinnati Gardens	11/30
1993-94	W 80-68	Cincinnati Gardens	3/16
	W 72-69	Away	12/11
1992-93	W 70-67	Cincinnati Gardens	12/12
1991-92	L 58-73	Away	12/14
1990-91	L 95-100	Cincinnati Gardens	12/8
1989-90	W 76-69	Away	12/9
1988-89	L 61-68	Cincinnati Gardens	12/10
1987-88	W 91-73	Away	12/12
1986-87	W 73-55	Cincinnati Gardens	12/20
1985-86	L 74-80	Away	12/14
1984-85	W 88-85	Cincinnati Gardens	12/22
1983-84	L 53-72	Away	12/10
1982-83	W 54-50	Schmidt Fieldhouse	12/22
1980-81	L 73-74	Riverfront Coliseum	12/13
1979-80	L 87-106	Away	12/15
1978-79	W 72-67	Cincinnati Gardens	1/3
1977-78	L 61-62	Away	12/3
1976-77	L 57-67	Schmidt Fieldhouse	3/7
1974-75	L 59-86	Away	3/1

1973-74	L 58-67	Schmidt Fieldhouse	3/2
1972-73	L 53-54	Away	2/19
2011-12	L 67-75	Schmidt Fieldhouse	1/3
1971-72	W 78-74 (OT)	Schmidt Fieldhouse	3/4
	L 73-84	Away	2/23
1970-71	L 72-86	Schmidt Fieldhouse	2/24
	L 61-73	Away	1/25
1969-70	L 64-68	Schmidt Fieldhouse	3/4
	L 59-66	Away	2/21
1968-69	W 59-51	Schmidt Fieldhouse	2/12
	L 45-60	Away	1/30
1967-68	L 52-55	Away	2/22
	L 65-72	Schmidt Fieldhouse	1/18
1966-67	L 49-67	Away	2/4
	W 71-68	Schmidt Fieldhouse	12/20
1965-66	L 72-76	Away	2/21
	L 68-76	Schmidt Fieldhouse	2/5
1964-65	L 62-82	Schmidt Fieldhouse	2/20
	L 68-97	Away	2/8
1963-64	L 85-96	Away	2/22
	L 85-97	Schmidt Fieldhouse	2/8
	W 69-68	Buffalo, N.Y.	12/26
1962-63	W 59-57	Away	2/11
	W 63-62	Schmidt Fieldhouse	1/19
1961-62	L 63-65	Away	3/3
	W 81-68	Schmidt Fieldhouse	1/20
1960-61	W 86-81	Away	2/27
	W 87-79	Schmidt Fieldhouse	2/13
1959-60	W 80-71	Schmidt Fieldhouse	1/18
	L 74-82	Away	1/11
1958-59	W 82-69	Schmidt Fieldhouse	3/3
	W 85-79	Away	1/6
1957-58	L 79-89	Away	3/1
	W 78-65	Schmidt Fieldhouse	1/6
1956-57	W 100-80	Schmidt Fieldhouse	3/2
	W 84-72	Away	2/2
1955-56	L 91-96	Away	3/3
	L 76-77	Schmidt Fieldhouse	2/4
1954-55	W 80-74	Schmidt Fieldhouse	2/26
1953-54	W 90-89	Away	2/27
	W 73-68	Schmidt Fieldhouse	1/12
1952-53	W 110-91	Schmidt Fieldhouse	2/25
	L 70-90	Schmidt Fieldhouse	1/14
1951-52	W 74-67	Schmidt Fieldhouse	2/8
	L 79-82	Schmidt Fieldhouse	1/15
1950-51	W 72-52	Schmidt Fieldhouse	2/1
	W 64-49	Away	1/20
1949-50	W 51-37	Away	2/14
	L 59-60	Schmidt Fieldhouse	1/31
1948-49	W 64-43	Away	3/1
	W 61-48	Schmidt Fieldhouse	1/8
1947-48	W 61-44	Schmidt Fieldhouse	2/18
	W 62-51	Away	1/14
1946-47	W 58-48	Schmidt Fieldhouse	2/4
	L 54-60	Away	
1945-46	L 46-67	Away	
	L 35-41	Schmidt Fieldhouse	
1938-39	W 39-22	Schmidt Fieldhouse	1/30
	W 27-22	Away	1/2
1923-24	W 23-11	Fenwick Club	1/12

1921-22	L 20-37	Away	1/28
1920-21	L 16-48	Away	1/22

MICHIGAN - MICHIGAN LEADS 3-1

2015-16	W 86-70	Away	11/20
1988-89	L 87-92	Atlanta, Ga.	3/17
1983-84	L 62-63	Away	3/22
1973-74	L 61-77	Away	12/10

MICHIGAN STATE - MICHIGAN STATE LEADS 3-1

1932-33	L 16-19	Away	2/27
1931-32	W 31-24	Schmidt Fieldhouse	2/20
	L 20-22	Away	1/15
1930-31	L 19-31	Away	1/13

MIDDLE TENNESSEE - SERIES TIED 1-1

1982-83	W 58-57	Away	1/3
1981-82	L 48-69	Schmidt Fieldhouse	1/4

MILWAUKEE - XAVIER LEADS 2-1

1994-95	W 96-76	Cincinnati Gardens	1/26
1972-73	L 67-76	Schmidt Fieldhouse	2/1
1971-72	W 82-62	Schmidt Fieldhouse	2/2

MINNESOTA - MINNESOTA LEADS 3-1

2009-10	W 65-54	Milwaukee, Wisc.	3/19
1956-57	L 76-83	Buffalo, N.Y.	12/27
1953-54	L 64-67	Schmidt Fieldhouse	12/26
1952-53	L 71-76	Schmidt Fieldhouse	12/8

MISSISSIPPI STATE - MISSISSIPPI STATE LEADS 4-1

2004-05	L 74-80	Cintas Center	12/18
2003-04	W 89-74	Orlando, Fla.	3/21
	L 70-82	Away	12/13
2002-03	L 61-71	New York, N.Y.	12/14
1962-63	L 66-75	New Orleans, La.	12/29

MISSOURI - XAVIER LEADS 6-3

2019-20	W 63-58 (OT)	Cintas Center	11/12
2018-19	L 56-71	Away	12/18
2016-17	W 83-82 (OT)	Orlando, FL.	11/17
2015-16	W 78-66	Cintas Center	11/17
2014-15	W 74-58	Away	12/13
2008-09	W 75-71	San Juan, P.R.	11/20
2001-02	L 60-72	Indianapolis, Ind.	11/24
1988-89	L 71-83	Away	11/20
1986-87	W 70-69	Indianapolis, Ind.	3/12

MISSOURI STATE - XAVIER LEADS 1-0

2019-20	W 59-56	Cintas Center	11/15
---------	---------	---------------	-------

MONTANA STATE - MONTANA STATE LEADS 1-0

1958-59	L 81-93	Away	2/11
---------	---------	------	------

MOREHEAD STATE - XAVIER LEADS 7-3

2017-18	W 101-49	Cintas Center	11/10
2013-14	W 79-56	Cintas Center	11/15
2003-04	W 93-76	Cintas Center	12/30
1979-80	L 84-99	Away	1/5

1978-79	W 107-77	Schmidt Fieldhouse	12/9
1975-76	W 65-64	Away	2/11
1974-75	L 63-68	Schmidt Fieldhouse	12/18
1960-61	L 66-71	Louisville, Ky.	3/14
1950-51	W 65-59	Away	2/3
1941-42	W 43-37	Schmidt Fieldhouse	

MORGAN STATE - XAVIER LEADS 3-0

2011-12	W 74-63	Cintas Center	11/11
1998-99	W 100-67	Cincinnati Gardens	11/23
1995-96	W 78-59	Cincinnati Gardens	12/30

MOUNT SAINT MARY'S - XAVIER LEADS 1-0

1990-91	W 103-96	Cincinnati Gardens	11/24
---------	----------	--------------------	-------

MURRAY STATE - XAVIER LEADS 4-0

2014-15	W 89-62	Cintas Center	11/24
1954-55	W 74-68	Schmidt Fieldhouse	1/19
1953-54	W 70-64	Away	2/1
	W 69-49	Louisville, Ky.	12/28

NAVY - XAVIER LEADS 1-0

1975-76	W 67-64	Schmidt Fieldhouse	1/24
---------	---------	--------------------	------

NEBRASKA - XAVIER LEADS 2-0

1990-91	W 89-84	Minneapolis, Minn.	3/14
1983-84	W 58-57	Cincinnati Gardens	3/19

NEW HAMPSHIRE - XAVIER LEADS 3-0

1993-94	W 82-65	Cincinnati Gardens	1/9
1991-92	W 91-59	Away	1/4
1990-91	W 75-54	Cincinnati Gardens	1/2

NEW MEXICO - XAVIER LEADS 1-0

1959-60	W 84-76	Schmidt Fieldhouse	12/26
---------	---------	--------------------	-------

NEW MEXICO STATE - XAVIER LEADS 1-0

||
||
||

DIVISION I OPPONENT GAME-BY-GAME SERIES RECORDS

NORTH CAROLINA STATE - NORTH CAROLINA STATE LEADS 1-0

2013-14 L 59-74 Dayton, OH. 3/18

UNC-ASHEVILLE - XAVIER LEADS 1-0

1993-94 W 82-55 Cincinnati Gardens 12/20

NORTHERN ARIZONA - XAVIER LEADS 1-0

2014-15 W 93-60 Cintas Center 11/14

NORTH DAKOTA STATE - XAVIER LEADS 1-0

2016-17 W 85-55 Cintas Center 11/29

NORTHERN ILLINOIS - XAVIER LEADS 4-1

1994-95 W 106-84 Away 1/28
 1991-92 W 84-74 Away 12/30
 W 77-74 Cincinnati Gardens 12/4
 1969-70 L 80-88 Away 1/26
 1967-68 W 99-83 Schmidt Fieldhouse 1/20

NORTHERN IOWA - XAVIER LEADS 3-0

2017-18 W 77-67 Away 12/22
 2016-17 W 64-42 Cintas Center 11/26
 W 67-59 Orlando, FL. 11/20

NORTHERN KENTUCKY - XAVIER LEADS 4-2

2015-16 W 78-66 Cintas Center 11/23
 1978-79 L 61-63 (OT) Schmidt Fieldhouse 1/6
 1977-78 L 58-59 Schmidt Fieldhouse 1/14
 1976-77 W 67-65 Schmidt Fieldhouse 2/23
 1975-76 W 72-70 (OT) Schmidt Fieldhouse 2/21
 1974-75 W 64-60 Schmidt Fieldhouse 2/15

NORTHWESTERN - XAVIER LEADS 1-0

1993-94 W 83-79 (OT) Away 3/21

NORTHWESTERN STATE UNIVERSITY OF LOUISIANA - XAVIER LEADS 1-0

1947-48 W 67-43 Kansas City, Mo.

NOTRE DAME - NOTRE DAME LEADS 15-4

2011-12 W 67-63 Greensboro, N.C. 3/16
 2000-01 L 71-83 Kansas City, Mo. 3/16
 1999-00 L 64-76 Away 3/20
 1995-96 L 70-72 Cincinnati Gardens 12/23
 1994-95 L 73-84 Away 1/21
 1992-93 W 75-60 Cincinnati Gardens 1/4
 1991-92 L 86-87 Away 3/3
 1979-80 L 72-85 Riverfront Coliseum 2/20
 1978-79 L 57-66 Away 2/1
 1976-77 L 63-94 Away 2/7
 1975-76 L 79-90 Cincinnati Gardens 1/17
 1974-75 L 58-96 Away 2/1
 1973-74 L 44-87 Away 1/12
 1972-73 L 68-94 Away 2/3
 1958-59 W 73-71 Chicago, Ill. 1/31
 1950-51 W 60-52 Cincinnati Gardens 1/13
 1937-38 L 26-45 Schmidt Fieldhouse 12/22
 1934-35 L 35-42 Schmidt Fieldhouse 3/9

1933-34 L 15-25 Schmidt Fieldhouse 2/10

OAKLAND - XAVIER LEADS 4-0

2018-19 W 73-63 Cintas Center 12/1
 2007-08 W 93-68 Cintas Center 11/28
 2004-05 W 69-58 Cintas Center 11/19
 2003-04 W 76-66 Cintas Center 11/17

OHIO - OHIO LEADS 20-15

2018-19 W 82-61 Cintas Center 12/5
 2008-09 W 78-56 Cintas Center 12/10
 1995-96 L 72-103 Away 12/9
 1994-95 W 90-71 Cincinnati Gardens 12/17
 1957-58 L 74-87 Away 2/12
 1956-57 W 106-80 Schmidt Fieldhouse 1/19
 1947-48 W 56-37 Schmidt Fieldhouse 2/2
 L 52-57 Away 12/16
 1946-47 L 46-47 Schmidt Fieldhouse 2/17
 L 30-47 Away 1/7
 1942-43 W 57-41 Schmidt Fieldhouse
 L 53-58 Away
 1941-42 L 42-43 Away
 W 47-39 Schmidt Fieldhouse
 1940-41 L 41-49 Schmidt Fieldhouse
 L 57-69 Away
 1939-40 L 34-39 Schmidt Fieldhouse
 L 37-48 Away
 1938-39 W 47-46 Schmidt Fieldhouse 2/11
 W 41-30 Away 1/12
 1937-38 W 47-27 Schmidt Fieldhouse
 L 33-39 Away
 1936-37 L 32-35 Schmidt Fieldhouse 2/20
 L 20-42 Away 1/14
 1935-36 L 32-37 Away
 L 22-28 Schmidt Fieldhouse
 1934-35 W 29-28 Schmidt Fieldhouse
 W 26-21 Schmidt Fieldhouse
 1923-24 L 15-26 Away 2/9
 W 32-31 Fenwick Club 1/25
 1922-23 W 18-17 Away 2/10
 W 35-15 St. Xavier Gym 1/20
 1921-22 L 32-34 Away 2/1
 L 16-28 St. Xavier Gym 1/7
 1920-21 L 13-54 St. Xavier Gym 1/7

OHIO STATE - OHIO STATE LEADS 3-1

2006-07 L 71-78 (OT) Lexington, Ky. 3/17
 1983-84 W 60-57 (OT) Cincinnati Gardens 3/15
 1934-35 L 28-31 (OT)
 1932-33 L 19-31 Schmidt Fieldhouse

OKLAHOMA - OKLAHOMA LEADS 2-0

2001-02 L 65-78 Dallas, Texas 3/17
 1969-70 L 89-101 Huntington, WVa. 12/20

OLD DOMINION - OLD DOMINION LEADS 4-2

2010-11 L 58-67 U.S. Virgin Islands 11/22
 1973-74 L 83-86 (OT) Away 1/24
 1972-73 L 76-79 Schmidt Fieldhouse 1/15

1971-72 W 90-88 Schmidt Fieldhouse 12/13

1969-70 L 73-89 Schmidt Fieldhouse 12/15

1968-69 W 72-70 Schmidt Fieldhouse 12/16

OLE MISS - XAVIER LEADS 1-0

2014-15 W 76-57 Jacksonville, FL. 3/19

ORAL ROBERTS - XAVIER LEADS 10-8

2011-12 L 42-64 Cintas Center 12/18
 1986-87 W 81-73 (2OT) Cincinnati Gardens 2/21
 L 62-82 Away 1/24
 1985-86 W 73-71 Away 2/22
 W 86-74 Cincinnati Gardens 1/25
 1984-85 L 67-70 Away 2/16
 W 92-86 Cincinnati Gardens 1/19
 1983-84 L 66-68 Chicago, Ill. 3/10
 W 78-76 Cincinnati Gardens 2/18
 W 89-87 (OT) Away 1/21
 1982-83 W 87-79 Schmidt Fieldhouse 2/24
 L 71-87 Away 1/31
 1981-82 W 74-71 Tulsa, Okla. 3/3
 L 71-91 Away 2/22
 L 77-94 Schmidt Fieldhouse 2/1
 1980-81 W 73-69 Riverfront Coliseum 1/28
 W 81-76 (OT) Away 1/12
 1979-80 L 79-98 Away 1/21

OREGON - XAVIER LEADS 2-1

1998-99 W 106-75 New York, N.Y. 3/25
 1958-59 W 68-57 Oklahoma City, Okla. 12/26
 1941-42 L 25-38 Schmidt Fieldhouse 12/17

PACIFIC - PACIFIC LEADS 1-0

2012-13 W 67-70 Cintas Center 11/22

PITTSBURGH - PITTSBURGH LEADS 4-3

2009-10 W 71-68 Milwaukee, Wisc. 3/21
 2008-09 L 55-60 Boston, Mass. 3/26
 1998-99 L 76-94 San Juan, P.R. 11/26
 1986-87 L 76-99 Away 12/8
 1985-86 W 83-73 Cincinnati Gardens 12/7
 1984-85 W 61-58 Away 12/1
 1935-36 L 21-23 Schmidt Fieldhouse 12/21

PORTLAND - XAVIER LEADS 2-0

1961-62 W 72-60 Schmidt Fieldhouse 2/17
 1959-60 W 52-45 Schmidt Fieldhouse 2/3

PORTLAND STATE - XAVIER LEADS 1-0

2008-09 W 77-59 Boise, Idaho 3/20

PRAIRIE VIEW A&M - XAVIER LEADS 1-0

1988-89 W 87-71 Cincinnati Gardens 1/2

PRINCETON - XAVIER LEADS 3-1

2000-01 L 52-58 Away 12/9
 1999-00 W 58-54 Cincinnati Gardens 12/27
 1998-99 W 65-58 Cincinnati Gardens 3/17
 1989-90 W 72-65 San Francisco, Ca. 12/22

PROVIDENCE - XAVIER LEADS 10-8

2019-20 L 74-80 Away 3/4
 W 64-58 Cintas Center 2/8
 2018-19 W 75-61 Away 2/16
 L 62-64 Cintas Center 1/23
 2017-18 L 72-75 (OT) New York, N.Y. 3/9
 W 84-74 Cintas Center 2/28
 L 72-81 Away 1/6
 2016-17 L 63-75 Away 2/15
 W 82-56 Cintas Center 12/28
 2015-16 W 85-74 Cintas Center 2/17
 W 75-68 Away 1/26
 2014-15 W 78-69 Cintas Center 2/7
 L 66-69 (OT) Away 1/22
 2013-14 W 59-53 Cintas Center 2/8
 L 72-81 Away 1/25
 1987-88 L 76-96 Away 12/22
 1985-86 W 75-63 Cincinnati Gardens 12/28
 1961-62 W 67-53 Schmidt Fieldhouse 12/20

PURDUE - PURDUE LEADS 9-6

2012-13 W 63-57 Away 12/1
 2011-12 W 66-63 Cintas Center 12/3
 2007-08 W 85-78 Washington D.C. 3/22
 2005-06 W 74-55 Indianaplois, Ind. 11/26
 2002-03 W 74-59 Cintas Center 12/3
 2001-02 L 66-70 Away 12/5
 1998-99 L 57-71 Riverfront Coliseum 12/5
 1997-98 L 84-86 Indianapolis, Ind. 12/20
 1978-79 L 58-66 Cincinnati Gardens 11/29
 1977-78 L 82-90 Away 11/26
 1975-76 L 64-81 Away 11/29
 1947-48 W 44-43 Away 12/6
 1937-38 L 32-56 Away 12/13
 1936-37 L 23-35 Schmidt Fieldhouse 12/22
 1935-36 L 26-49 Schmidt Fieldhouse 12/17

RHODE ISLAND - XAVIER LEADS 19-3

2012-13 W 55-42 Away 2/20
 2011-12 W 84-66 Cintas Center 2/8
 2010-11 W 72-45 Away 1/9
 2009-10 W 72-61 Cintas Center 1/23
 2008-09 W 67-65 Away 1/15
 2007-08 W 81-77 Away 2/18
 2006-07 L 71-79 Atlantic City, N.J. 3/9
 W 98-72 Cintas Center 2/21
 2005-06 W 85-76 Away 2/25
 2004-05 W 77-63 Cintas Center 2/5
 2003-04 W 81-67 Away 1/11
 2002-03 W 93-70 Cintas Center 2/15
 2001-02 W 67-49 Away 1/23
 2000-01 W 79-65 Cintas Center 2/17
 W 99-82 Away 1/13
 1999-00 W 75-60 Philadelphia, Pa. 3/8
 W 78-75 Away 1/9
 1998-99 W 87-83 Cincinnati Gardens 1/3
 1997-98 W 95-80 Philadelphia, Pa. 3/6
 L 68-69 Away 2/24
 1996-97 W 91-79 Cincinnati Gardens 1/28
 1995-96 L 70-87 Away 2/17

RICE - XAVIER LEADS 2-0

1992-93 W 75-60 Tokyo, Japan 12/20
 1977-78 W 65-58 Houston, Texas 12/17

RICHMOND - XAVIER LEADS 13-5

2012-13 L 71-73 Away 2/2
 2011-12 W 65-57 Cintas Center 2/25
 2010-11 W 85-62 Away 1/29
 2009-10 L 85-89 Atlantic City, N.J. 3/13
 W 78-76 (2OT) Cintas Center 2/28
 2008-09 L 75-80 Away 3/7
 2007-08 W 86-61 Cintas Center 3/8
 2006-07 W 71-50 Cintas Center 2/17
 2005-06 W 63-51 Away 2/8
 2004-05 W 73-64 Away 3/2
 W 81-57 Cintas Center 1/19
 2003-04 W 62-51 Away 2/10
 L 44-53 Cintas Center 1/25
 2002-03 W 66-52 Away 2/1
 L 59-67 Cintas Center 1/7
 2001-02 W 73-60 Philadelphia, Pa. 3/9
 W 67-64 Away 2/2
 W 72-62 Cintas Center 1/12

RIDER - XAVIER LEADS 1-0

2017-18 W 101-75 Cintas Center 11/13

ROBERT MORRIS - XAVIER LEADS 4-0

2012-13 W 61-59 Cintas Center 11/17
 2008-09 W 78-57 Cintas Center 12/31
 1989-90 W 77-70 Away 12/4
 1988-89 W 87-76 Cincinnati Gardens 12/7

RUTGERS - RUTGERS LEADS 1-0

1986-87 L 69-83 Away 2/2

SACRED HEART - XAVIER LEADS 1-0

2009-10 W 105-65 Cintas Center 11/21

ST. BONAVENTURE - XAVIER LEADS 25-16

2012-13 W 66-64 Away 1/16
 2011-12 L 56-67 Atlantic City, N.J. 3/11
 W 77-64 Cintas Center 1/14
 2010-11 W 79-65 Away 1/19
 2009-10 W 93-72 Cintas Center 3/6
 2008-09 W 84-64 Away 1/21
 2007-08 W 83-68 Cintas Center 1/9
 2006-07 W 92-66 Away 1/24
 2005-06 W 99-71 Cintas Center 1/7
 2004-05 W 67-54 Cintas Center 2/16
 2003-04 W 90-64 Dayton, Ohio 3/10
 W 65-49 Away 2/25
 2002-03 W 99-83 Cintas Center 1/11
 2001-02 L 79-80 Away 2/9
 2000-01 W 77-60 Cintas Center 2/21
 1999-00 L 69-72 Philadelphia, Pa. 3/9
 L 64-65 Away 3/1
 1998-99 W 62-57 Cincinnati Gardens 1/13
 1997-98 W 68-44 Philadelphia, Pa. 3/5

DIVISION I OPPONENT GAME-BY-GAME SERIES RECORDS

L 77-80	Away	1/3
1996-97 W 83-59	Cincinnati Gardens	2/27
1995-96 W 76-62	Away	1/20
1974-75 W 72-62 (OT)	Schmidt Fieldhouse	2/12
1973-74 L 67-93	Away	12/15
1972-73 L 63-68	Schmidt Fieldhouse	2/14
1971-72 L 51-70	Away	1/11
1970-71 L 77-104	Schmidt Fieldhouse	2/3
1969-70 L 69-82	Away	12/8
1968-69 L 69-71	Schmidt Fieldhouse	2/3
1967-68 L 69-93	Away	12/11
1966-67 W 97-80	Schmidt Fieldhouse	12/14
1965-66 L 72-92	Away	12/11
1964-65 W 100-78	Schmidt Fieldhouse	12/23
1963-64 L 82-87	Away	12/14
1962-63 W 89-75	Louisville, Ky.	3/9
W 86-77	Schmidt Fieldhouse	12/19
1961-62 L 57-79	Away	12/9
1960-61 L 75-85	Schmidt Fieldhouse	12/12
1959-60 W 69-57	Away	12/12
1957-58 W 72-53	New York, N.Y.	3/20
1955-56 W 95-86	Buffalo, N.Y.	12/31

ST. FRANCIS (PA.) - XAVIER LEADS 5-4

1995-96 W 88-61	Cincinnati Gardens	11/25
1993-94 L 73-77	Away	1/31
1965-66 W 113-85	Schmidt Fieldhouse	1/15
1964-65 W 99-87	Schmidt Fieldhouse	1/13
1963-64 W 116-99	Schmidt Fieldhouse	2/18
1958-59 L 56-59	Schmidt Fieldhouse	2/2
1957-58 L 70-75	Schmidt Fieldhouse	2/23
1956-57 L 65-69	Away	3/11
1955-56 W 92-78	Schmidt Fieldhouse	2/10

ST. JOHN'S - XAVIER LEADS 13-3

2019-20 W 77-74	Away	2/17
W 75-67	Cintas Center	1/5
2018-19 W 81-68	Cintas Center	3/9
W 84-73	Away	2/28
2017-18 W 88-60	New York, N.Y.	3/8
W 73-68	Away	1/30
W 88-82	Cintas Center	1/17
2016-17 W 82-77	Away	1/29
W 97-82	Cintas Center	1/7
2015-16 W 90-83	Cintas Center	2/3
W 74-66	Away	1/6
2014-15 L 57-58	Away	2/23
L 70-78	Cintas Center	2/14
2013-14 W 65-53	Away	2/25
W 70-60	Cintas Center	12/31
1981-82 L 55-75	Away	11/27

SAINT JOSEPH'S - SAINT JOSEPH'S LEADS 23-19

2012-13 L 57-58	Brooklyn, N.Y.	3/14
L 49-59	Away	1/26
2011-12 W 68-55	Cintas Center	1/18
2010-11 W 74-54	Away	2/16
2009-10 W 88-52	Cintas Center	2/17
2008-09 W 68-54	Away	2/26
2007-08 L 53-61	Atlantic City, N.J.	3/14

L 66-71	Away	3/6
W 76-72	Cintas Center	2/10
2006-07 W 72-62	Cintas Center	2/28
L 74-82	Away	1/21
2005-06 W 62-61	U.S. Bank Arena	3/11
L 58-68	Cintas Center	2/28
W 62-58	Away	1/4
2004-05 L 68-73	U.S. Bank Arena	3/11
L 59-67	Away	1/29
2003-04 W 87-67	Dayton, Ohio	3/11
L 73-81	Cintas Center	1/17
2002-03 W 88-80 (OT)	Away	3/5
2001-02 W 84-77	Cintas Center	2/16
2000-01 L 76-79	Away	2/7
W 86-73	Cintas Center	1/20
1999-00 W 94-66	Cincinnati Gardens	3/5
1998-99 W 59-53	Away	2/4
1997-98 W 72-62	Cincinnati Gardens	1/20
1996-97 L 65-79	Away	2/8
1995-96 W 84-71	Cincinnati Gardens	1/31
1975-76 W 109-96 (2OT)	Schmidt Fieldhouse	1/10
1973-74 L 71-77	Away	1/26
1972-73 L 65-78	Schmidt Fieldhouse	2/17
1971-72 L 63-75	Away	1/26
1970-71 L 74-76	Schmidt Fieldhouse	1/30
1969-70 L 74-83	Away	12/6
1968-69 L 67-76	Schmidt Fieldhouse	12/14
1967-68 L 60-71	Away	1/9
1966-67 L 80-87	Schmidt Fieldhouse	2/1
1965-66 L 83-101	Away	2/26
1964-65 L 78-93	Schmidt Fieldhouse	1/30
1963-64 W 76-75	Away	12/20
1961-62 L 68-75	Away	2/2
1960-61 W 87-75	Schmidt Fieldhouse	1/14
1957-58 L 66-70	Away	1/11

SAINT LOUIS - XAVIER LEADS 30-14

2012-13 W 77-66 (OT)	Cintas Center	3/6
2011-12 W 71-64	Atlantic City, N.J.	3/10
L 59-70	Away	2/28
L 68-73	Cintas Center	1/25
2010-11 W 66-55	Away	3/05
W 76-68	Cintas Center	2/05
2009-10 W 73-71	Away	2/24
2008-09 W 66-47	Atlantic City, N.J.	3/12
W 70-44	Cintas Center	1/8
2007-08 W 70-68	Away	2/7
2006-07 W 76-57	Cintas Center	2/7
L 65-76	Away	1/13
2005-06 L 47-61	Away	2/5
L 54-59	Cintas Center	1/22
1990-91 W 81-68	Dayton, Ohio	3/10
L 74-95	Away	2/2
1990-91 L 56-58	Cincinnati Gardens	1/19
1989-90 W 74-58	Cincinnati Gardens	2/17
W 83-74	Away	1/20
1988-89 W 79-56	Dayton, Ohio	3/10
L 61-62	Away	2/18
W 73-67	Cincinnati Gardens	1/21
1987-88 W 93-70	Cincinnati Gardens	2/22

W 100-86	Away	1/25
1986-87 W 81-69	Indianapolis, Ind.	3/1
L 71-76	Away	2/14
W 77-69	Cincinnati Gardens	1/17
1985-86 W 74-66	Indianapolis, Ind.	3/2
W 81-72	Cincinnati Gardens	2/15
W 72-60	Away	1/18
1984-85 W 72-53	Cincinnati Gardens	2/9
L 67-77	Away	1/12
1983-84 W 72-60	Chicago, Ill.	3/8
L 49-56	Away	2/11
W 77-42	Cincinnati Gardens	1/14
1982-83 W 94-72	Away	3/5
L 60-79	Riverfront Coliseum	2/5
1976-77 W 57-56	Schmidt Fieldhouse	2/19
1975-76 L 61-66	Away	2/7
1955-56 W 84-80	New York, N.Y.	3/17
1928-29 L 20-22		
1927-28 W 40-33	Schmidt Fieldhouse	1/21
1926-27 W 39-5	Away	2/5
W 54-31	St. Xavier Gym	1/22

ST. MARY'S (CALIF.) - XAVIER LEADS 2-0

1999-00 W 92-48	Cincinnati Gardens	12/21
1998-99 W 77-54	Away	12/28

SAINT PETER'S (N.J.) - XAVIER LEADS 3-0

2002-03 W 87-48	Cintas Center	11/18
1987-88 W 78-75	Away	1/30
1985-86 W 67-46	Cincinnati Gardens	1/8

SAMFORD - XAVIER LEADS 3-0

2000-01 W 65-55	Cintas Center	11/28
1991-92 W 75-59	Cincinnati Gardens	12/2
1968-69 W 121-70	Schmidt Fieldhouse	2/20

SAN DIEGO - XAVIER LEADS 1-0

2014-15 W 82-71	Fullerton, CA.	11/27
-----------------	----------------	-------

SAN DIEGO STATE - SAN DIEGO STATE LEADS 1-0

2018-19 L 74-79	Maui, HI.	11/20
-----------------	-----------	-------

SAN FRANCISCO - XAVIER LEADS 3-2

2001-02 W 87-72	Away	12/1
2000-01 W 75-49	Cintas Center	12/5
1998-99 L 69-82	San Juan, P.R.	11/28
1989-90 W 78-62	Away	12/23
1949-50 L 47-57	Owensboro, Ky.	2/8

SANTA CLARA - SERIES TIED 1-1

1962-63 L 66-69	Schmidt Fieldhouse	1/27
1949-50 W 76-41	Schmidt Fieldhouse	12/21

SEATTLE - SEATTLE LEADS 4-2

1976-77 L 61-63	Provo, Utah	12/11
1966-67 L 79-91	Away	12/30
1962-63 L 74-76	Schmidt Fieldhouse	12/17
1959-60 W 86-65	Schmidt Fieldhouse	12/19
1958-59 L 69-88	Away	2/9

1958-59 W 80-68	Cincinnati Gardens	12/19	
SETON HALL - SETON HALL LEADS 12-10			
2019-20 W 74-62	Away	2/1	
L 71-83	Cintas Center	1/8	
2018-19 W 70-69	Away	2/20	
L 70-80	Cintas Center	1/2	
2017-18 W 102-90	Cintas Center	2/14	
W 73-64	Away	1/20	
2016-17 L 64-71	Away	2/22	
W 72-70	Cintas Center	2/1	
2015-16 L 83-87	New York, N.Y.	3/11	
L 81-90	Away	2/28	
2015-16 W 84-76	Cintas Center	1/23	
2014-15 L 82-90	Away	1/31	
W 69-58	Cintas Center	1/7	
2013-14 L 62-71	Away	3/3	
L 60-68	Cintas Center	2/1	
2010-11 W 57-52	U.S. Virgin Islands	11/21	
1979-80 L 67-70	Bloomington, Ind.	12/8	
1956-57 W 85-79	New York, N.Y.	3/16	
1955-56 L 73-84	New York, N.Y.	1/10	
1952-53 L 78-86	Away	1/11	
1948-49 L 51-60	Away	1/5	
1947-48 W 41-34	Schmidt Fieldhouse	1/4	

SIENA - XAVIER LEADS 4-1

2019-20 W 81-63	Cintas Center	11/8
2002-03 W 96-88	Away	12/23
2001-02 W 68-59	Cintas Center	12/31
1953-54 W 66-54	Away	12/19
1952-53 L 62-71	Away	1/8

SOUTH CAROLINA - XAVIER LEADS 1-0

1941-42 W 63-43	Schmidt Fieldhouse	
-----------------	--------------------	--

SOUTH FLORIDA - SOUTH FLORIDA LEADS 3-1

1992-93 W 56-53	Cincinnati Gardens	1/19
1990-91 L 88-92	Away	1/26
1985-86 L 52-57	Away	1/4
1984-85 L 50-61 (OT)	Cincinnati Gardens	12/15

SOUTHEAST MISSOURI STATE - XAVIER LEADS 2-0

2007-08 W 90-59	Cintas Center	11/10
1946-47 W 64-49	Terre Haute, Ind.	

SOUTHEAST LOUISIANA - XAVIER LEADS 1-0

1985-86 W 91-75	Cincinnati Gardens	11/24
-----------------	--------------------	-------

SOUTHERN - XAVIER LEADS 1-0

2005-06 W 73-56	Cintas Center	12/29
-----------------	---------------	-------

SOUTHERN ILLINOIS - SERIES TIED 1-1

2011-12 W 87-77	Honolulu, HI.	12/25
1972-73 L 65-75	Las Cruces, N.M.	12/22

SMU - SMU LEADS 1-0

1956-57 L 71-92	Away	12/15
-----------------	------	-------

SOUTHERN MISSISSIPPI - XAVIER LEADS 2-0

1954-55 W 83-50	Schmidt Fieldhouse	12/4
1953-54 W 76-65	Away	2/6

SOUTHERN UTAH - SOUTHERN UTAH LEADS 1-0

1989-90 L 90-97	Cincinnati Gardens	12/2
-----------------	--------------------	------

STANFORD - STANFORD LEADS 1-0

2002-03 L 62-63	Away	11/20
-----------------	------	-------

STEPHEN F. AUSTIN - XAVIER LEADS 1-0

2014-15 W 81-63	Cintas Center	11/21
-----------------	---------------	-------

STETSON - XAVIER LEADS 1-0

1985-86 W 77-70	Away	1/2
-----------------	------	-----

TEMPLE - TEMPLE LEADS 13-11

2012-13 W 57-52	Cintas Center	1/10
2011-12 L 72-85	Away	2/11
2010-11 W 88-77	Cintas Center	1/22
2009-10 L 72-77	Away	1/20
2008-09 L 53-55	Atlantic City, N.J.	3/13
W 83-74	Cintas Center	2/5
2007-08 L 59-78	Away	1/16
2006-07 W 76-68	Cintas Center	1/6
2005-06 L 79-81	Away	1/25
2004-05 L 54-69	Cintas Center	1/22
2003-04 W 70-69	Away	3/6
2002-03 L 57-63	Dayton, Ohio	3/14
W 96-65	Cintas Center	3/8
2001-02 L 56-67	Away	2/20
2000-01 W 78-71	Cintas Center	2/10
1999-00 L 40-59	Away	1/25
1998-99 L 64-76	Philadelphia, Pa.	3/5
W 62-60	Cincinnati Gardens	2/14
1997-98 W 79-73	Away	1/31
1996-97 L 62-69 (OT)	Philadelphia, Pa.	3/6
W 68-64 (OT)	Cincinnati Gardens	1/19
1995-96 L 50-67	Philadelphia, Pa.	3/7
L 56-73	Away	1/9
1956-57 W 70-59	Away	3/9

TENNESSEE - TENNESSEE LEADS 12-5

2013-14 L 49-64	Nassau, Bahamas	11/29
W 67-63	Cintas Center	11/12
2012-13 L 47-51	Away	12/29
2007-08 L 75-82	Cintas Center	12/22
2004-05 L 69-71	Away	12/11
1983-84 L 57-77	Away	11/30
1978-79 W 51-50	Away	12/16
1976-77 L 73-97	Away	12/21
1963-64 W 69-57	Schmidt Fieldhouse	12/4
1962-63 L 48-63	Away	12/5
1961-62 L 70-75	Lexington, Ky.	12/23
1942-43 L 38-48	Schmidt Fieldhouse	2/1
L 23-55	Away	1/23
1941-42 L 30-42	Away	1/24
L 36-46	Schmidt Fieldhouse	12/23
1939-40 W 36-35	Louisville, Ky.	1/8

DIVISION I OPPONENT GAME-BY-GAME SERIES RECORDS

1935-36 W 39-20 Schmidt Fieldhouse 1/24

TEXAS - TEXAS LEADS 3-2

2018-19 L 76-78 (OT) Away 3/24
 2003-04 W 79-71 Atlanta, Ga. 3/26
 1989-90 L 89-102 Dallas, Texas 3/22
 1982-83 W 66-64 (OT) Away 12/7
 1981-82 L 71-97 Riverfront Coliseum 12/30

TEXAS A&M - XAVIER LEADS 1-0

1965-66 W 98-86 Oklahoma City, Okla.12/29

TCU - XAVIER LEADS 2-1

2019-20 W 67-59 Away 12/22
 1980-81 L 47-57 Albuquerque, N.M. 12/30
 1969-70 W 80-76 Away 1/12

UTEP - UTEP LEADS 1-0

2014-15 L 73-77 Anaheim, CA. 11/28

TEXAS SOUTHERN - XAVIER LEADS 1-0

2017-18 W 102-83 Nashville, TN. 3/16

TOLEDO - XAVIER LEADS 14-11

2018-19 W 78-64 Cintas Center 3/20
 2008-09 W 81-65 Cintas Center 11/17
 2000-01 W 63-61 Away 12/23
 1999-00 W 84-55 Cincinnati Gardens 12/30
 1998-99 W 86-84 Away 3/10
 L 67-74 Away 12/9
 1997-98 W 95-76 Cincinnati Gardens 11/19
 1957-58 L 75-86 Away 1/25
 1956-57 W 79-59 Schmidt Fieldhouse 2/25
 1950-51 L 61-70 Away 2/26
 W 79-59 Schmidt Fieldhouse 1/30
 1949-50 W 53-48 Schmidt Fieldhouse 2/25
 L 56-65 Away 1/14
 1948-49 L 60-64 Schmidt Fieldhouse 2/19
 W 47-44 Away 2/11
 1946-47 L 37-47 Schmidt Fieldhouse 2/1
 L 49-64 Away 12/19
 1942-43 L 38-60 Away 1/16
 1941-42 W 45-40 Schmidt Fieldhouse
 1940-41 L 28-55 Away 2/17
 1939-40 L 33-35 Schmidt Fieldhouse 1/27
 1938-39 W 46-42 Away 2/27
 1937-38 W 36-25 Schmidt Fieldhouse 2/5
 1936-37 L 25-29 Away 2/13
 1928-29 W 35-11 Schmidt Fieldhouse 12/15

TOWSON - XAVIER LEADS 1-0

2019-20 W 73-51 Charleston, S.C. 11/21

TROY - XAVIER LEADS 2-0

2005-06 W 78-54 Cintas Center 12/22
 2002-03 W 71-59 Nashville, Tenn. 3/21

TULANE - SERIES TIED 1-1

1996-97 L 85-87 Riverfront Coliseum 1/16

1970-71 W 82-66 Norfolk, Va. 12/30

TULSA - SERIES TIED 2-2

1986-87 L 60-70 Providence, R.I. 11/28
 1964-65 L 65-80 Away 2/16
 1963-64 W 83-71 Schmidt Fieldhouse 12/30
 1950-51 W 41-40 Schmidt Fieldhouse 1/25

UCLA - UCLA LEADS 2-0

2007-08 L 57-76 Phoenix, Az. 3/29
 1996-97 L 83-96 Auburn Hills, Mich. 3/15

UMBC - XAVIER LEADS 2-0

1994-95 W 77-58 Cincinnati Gardens 12/28
 1993-94 W 92-66 Away 12/30

USC - XAVIER LEADS 2-1

2015-16 W 87-77 Orlando, FL. 11/27
 2013-14 L 78-84 Nassau, Bahamas 11/30
 1978-79 W 75-68 Knoxville, Tenn. 12/15

UTAH - XAVIER LEADS 1-0

2016-17 W 77-69 Cintas Center 12/10

UTAH STATE - UTAH STATE LEADS 2-0

1967-68 L 85-87 Schmidt Fieldhouse 12/4
 1966-67 L 88-107 Away 12/27

VALPARAISO - XAVIER LEADS 5-1

1989-90 W 95-63 Away 12/16
 1988-89 W 97-88 Cincinnati Gardens 1/7
 1978-79 W 63-60 Schmidt Fieldhouse 2/17
 1978-79 W 70-59 Away 1/13
 1977-78 L 75-76 (OT) Schmidt Fieldhouse 2/18
 1977-78 W 69-60 Away 2/1

VANDERBILT - XAVIER LEADS 5-1

2012-13 L 64-66 (OT) Cintas Center 12/6
 2011-12 W 82-70 (OT) Away 11/28
 1996-97 W 80-68 Auburn Hills, Mich. 3/13
 1947-48 W 62-42 Away 1/20
 1947-48 W 79-42 Schmidt Fieldhouse 12/20
 1935-36 W 39-37 Schmidt Fieldhouse

VILLANOVA - VILLANOVA LEADS 30-6

2019-20 L 55-64 Cintas Center 2/22
 L 62-68 Away 12/30
 2018-19 L 67-71 (OT) New York, N.Y. 3/15
 W 66-54 Cintas Center 2/24
 L 75-85 Away 1/18
 2017-18 L 79-95 Cintas Center 2/17
 L 65-89 Away 1/10
 2016-17 L 57-73 Cintas Center 2/11
 L 54-79 Away 1/10
 2015-16 W 90-83 Cintas Center 2/24
 L 64-95 Away 12/31
 2014-15 L 52-69 New York, N.Y. 3/14
 L 66-78 Cintas Center 2/28
 L 75-88 Away 1/14

2013-14 L 70-77 Cintas Center 3/6
 L 58-81 Away 2/3

2006-07 W 71-66 St. Thomas V.I. 11/19
 1993-94 L 74-76 Away 3/23
 1973-74 L 74-79 Schmidt Fieldhouse 3/4
 1972-73 L 77-92 Away 3/5
 1971-72 L 60-68 Schmidt Fieldhouse 1/15
 1970-71 L 62-84 Away 12/14
 1969-70 L 79-96 Schmidt Fieldhouse 2/15
 1968-69 L 75-79 Away 2/24
 1967-68 L 62-63 Schmidt Fieldhouse 1/13
 1966-67 L 59-75 Away 1/18
 1965-66 L 82-90 Schmidt Fieldhouse 1/12
 1964-65 L 89-93 Away 12/5
 1963-64 L 88-90 Schmidt Fieldhouse 1/18
 1962-63 L 59-73 Away 2/23
 1961-62 W 87-66 Schmidt Fieldhouse 1/13
 1955-56 W 71-70 Away
 1954-55 L 73-96 Away
 1953-54 W 81-73 Away 12/16
 1952-53 L 86-94 Away 1/10
 1951-52 L 74-93 Away 2/20

VIRGINIA - XAVIER LEADS 2-1

2008-09 W 84-70 Away 1/3
 2007-08 W 108-70 Cintas Center 1/3
 1971-72 L 65-85 Charleston, S.C. 12/29

VCU - VCU LEADS 3-1

2012-13 L 71-75 Cintas Center 2/23
 2006-07 W 70-67 St. Thomas V.I. 11/17
 1995-96 L 75-81 Away 11/30
 1993-94 L 76-79 Cincinnati Gardens 2/23

VIRGINIA MILITARY INSTITUTE - VMI LEADS 1-0

1972-73 L 59-60 Las Cruces, N.M. 12/23

VIRGINIA TECH - XAVIER LEADS 9-4

2008-09 W 63-62 (OT) San Juan, P.R. 11/21
 1999-00 L 65-73 Away 2/19
 W 86-67 Cincinnati Gardens 1/6
 1998-99 W 93-69 Cincinnati Gardens 1/23
 W 80-67 Away 1/6
 1997-98 W 74-63 Away 2/14
 W 77-66 Cincinnati Gardens 1/17
 1996-97 W 81-72 Away 3/2
 W 102-67 Cincinnati Garden 1/4
 1995-96 L 61-70 Away 2/29
 L 73-78 Cincinnati Gardens 2/10
 1994-95 L 55-82 Away 12/5
 1993-94 W 85-52 Cincinnati Gardens 12/18

WAKE FOREST - XAVIER LEADS 5-3

2019-20 L 78-80 Away 12/14
 2016-17 W 69-65 Cintas Center 12/17
 2015-16 W 78-70 Away 12/22
 2013-14 W 68-53 Cintas Center 12/28
 2012-13 L 59-66 Away 1/2
 2010-11 W 83-75 Cintas Center 12/18

2009-10 L 92-96 (2OT) Away 1/3

1998-99 W 87-76 Cincinnati Gardens 3/15

WASHINGTON - SERIES TIED 1-1

1999-00 W 81-65 Anchorage, Alaska 11/27
 1997-98 L 68-69 Washington D.C. 3/12

WEBER STATE - XAVIER LEADS 1-0

2015-16 W 71-53 St. Louis, Mo. 3/18

WEST VIRGINIA - SERIES TIED 1-1

2007-08 W 79-75 (OT) Phoenix, Az. 3/27
 1979-80 L 65-82 Away 12/28

WESTERN CAROLINA - XAVIER LEADS 2-0

2019-20 W 74-61 Cintas Center 12/18
 2006-07 W 95-61 Cintas Center 12/2

WESTERN KENTUCKY - SERIES TIED 13-13

2015-16 W 95-64 Cintas Center 12/5
 1997-98 W 93-60 Away 12/6
 1996-97 W 98-73 Cincinnati Gardens 11/23
 1961-62 L 83-88 Away 2/21
 W 95-83 Schmidt Fieldhouse 12/30
 1960-61 L 61-68 Away 2/2
 W 76-66 Schmidt Fieldhouse 1/20
 1959-60 W 82-73 Away 2/10
 W 86-76 Schmidt Fieldhouse 1/20
 1958-59 L 73-82 Cincinnati Gardens 2/23
 L 67-94 Away 2/16
 1957-58 W 100-91 Away 2/26
 W 102-76 Schmidt Fieldhouse 1/20
 1956-57 W 77-71 Away 2/27
 W 87-79 Schmidt Fieldhouse 1/3
 1955-56 L 65-74 Away 2/16
 L 72-73 Schmidt Fieldhouse 1/5
 1954-55 L 72-75 Schmidt Fieldhouse 2/18
 W 82-80 (2OT) Away 1/10
 1951-52 L 82-92 Schmidt Fieldhouse 12/19
 1950-51 W 67-64 Schmidt Fieldhouse 2/28
 L 62-79 Away 1/8
 1949-50 L 51-63 Away 1/9
 L 57-59 Cincinnati Gardens 12/10
 1940-41 L 36-41 Schmidt Fieldhouse 2/22
 1939-40 L 39-40 Away 1/2

WESTERN MICHIGAN - XAVIER LEADS 5-1

2010-11 W 68-65 Cintas Center 11/12
 1987-88 W 100-84 Cincinnati Gardens 2/8
 W 82-70 Away 1/6
 1940-41 W 50-45 Schmidt Fieldhouse 2/25
 1939-40 L 30-42 Away 12/23
 1938-39 W 51-37 Schmidt Fieldhouse 12/16

WICHITA STATE - WICHITA STATE LEADS 3-1

1992-93 W 88-54 Cincinnati Gardens 12/30
 1988-89 L 79-97 Away 2/11
 1965-66 L 81-82 Oklahoma City, Okla.12/28
 1956-57 L 86-93(2OT) Away 12/13

WILLIAM & MARY - XAVIER LEADS 2-0

1948-49 W 82-65 Cincinnati Gardens 3/7
 1940-41 W 61-50 Away

WINTHROP - XAVIER LEADS 2-0

1991-92 W 83-56 Away 1/13
 1990-91 W 83-53 Cincinnati Gardens 12/22

WISCONSIN - WISCONSIN LEADS 4-3

2018-19 L 68-77 Cintas Center 11/13
 2017-18 W 80-70 Away 11/16
 2015-16 L 63-66 St. Louis, Mo. 3/20
 2008-09 W 60-49 Boise, Idaho 3/22
 2001-02 W 57-48 Cintas Center 12/10
 2000-01 L 46-61 Away 12/2
 1938-39 L 26-27 Schmidt Fieldhouse 12/20

WOFFORD - SERIES TIED 1-1

2012-13 L 55-56 Cintas Center 12/22
 2010-11 W 94-90 (3OT) Cintas Center 11/27

WRIGHT STATE - XAVIER LEADS 4-2

2015-16 W 90-55 Cintas Center 12/8
 1994-95 L 70-71 Dayton, Ohio 3/4
 W 94-84 Cincinnati Gardens 2/15
 W 81-73 Away 1/18
 1990-91 L 83-91 Away 2/19
 1987-88 W 101-84 Cincinnati Gardens 2/3

WYOMING - XAVIER LEADS 2-1

1974-75 L 57-60 Oklahoma City, Okla.12/28
 1966-67 W 96-92 Seattle, Wash. 12/29
 1965-66 W 90-86 Oklahoma City, Okla.12/30

YALE - XAVIER LEADS 3-0

1971-72 W 75-69 Schmidt Fieldhouse 1/1
 1960-61 W 78-63 Schmidt Fieldhouse 12/31
 W 72-39 Detroit, Mich. 12/28

YOUNGSTOWN STATE - XAVIER LEADS 4-0

2009-10 W 83-57 Cintas Center 11/13
 1949-50 W 70-59 Away 1/5
 W 68-46 Schmidt Fieldhouse 12/15
 1940-41 W 58-44 Schmidt Fieldhouse 12/7

ALL-TIME VS. ALL OPPONENTS

Team	W-L	First Met	Last Met	Elon	1-0	2003-04	2003-04	Miami (Ohio)	55-47	1920-21	2018-19	San Francisco	3-2	1949-50	2001-02
Abilene Christian	1-0	2013-14	2013-14	Evansville	27-14	1946-47	2018-19	Michigan	1-3	1973-74	2015-16	Santa Clara	1-1	1949-50	1962-63
Air Force	8-6	1966-67	1988-89	Fairfield	0-2	1965-66	1967-68	Michigan State	1-3	1930-31	1932-33	Seattle	2-4	1958-59	1976-77
Akron	4-1	1923-24	1997-98	Fairleigh Dickinson	1-0	2012-13	2012-13	Middle Tennessee	1-1	1981-82	1982-83	Seton Hall	10-12	1947-48	2019-20
Alabama	5-3	1935-36	2015-16	Florida A&M	3-0	1996-97	2005-06	Milwaukee	2-1	1971-72	1994-95	Siena	4-1	1952-53	2019-20
Alabama Birmingham	1-0	1989-90	1989-90	Florida	2-2	1959-60	2019-20	Minnesota	1-3	1952-53	2009-10	South Carolina	1-0	1941-42	1941-42
Albany	1-0	2010-11	2010-11	Florida Gulf Coast	1-0	2014-15	2014-15	Mississippi State	1-4	1962-63	2004-05	South Florida	1-3	1984-85	1992-93
Alcorn State	0-1	1982-83	1982-83	Florida International	2-0	1987-88	1987-88	Missouri	6-3	1986-87	2019-20	Southeast Missouri State	2-0	1946-47	2007-08
American	1-1	1986-87	2006-07	Florida State	2-1	1957-58	2017-18	Missouri State	1-0	2019-20	2019-20	Southeast Louisiana	1-0	1985-86	1985-86
Anderson (Ind..)	1-1	1946-47	1977-78	Fordham	23-3	1957-58	2012-13	Montana State	0-1	1958-59	1958-59	Southern	1-0	2005-06	2005-06
Aquinas (Mich.)	2-1	1965-66	1973-74	Franklin	3-0	1947-48	1951-52	Morehead State	7-3	1941-42	2017-18	Southern Illinois	1-1	1972-73	2011-12
Arizona	1-1	2014-15	2016-17	Furman	0-1	1973-74	1973-74	Morgan State	3-0	1995-96	2011-12	Southern Methodist	0-1	1956-57	1956-57
Arizona State	1-3	1984-85	2017-18	Gannon	2-0	1950-51	1962-63	Morris Harvey	3-0	1946-47	1949-50	Southern Mississippi	2-0	1953-54	1954-55
Arkansas-Little Rock	1-0	1989-90	1989-90	Gardner-Webb	1-0	2013-14	2013-14	Mount Saint Mary's	1-0	1990-91	1990-91	Southern Utah	0-1	1989-90	1989-90
Ashland (Ky.)	0-1	1976-77	1976-77	George Washington	28-9	1984-85	2017-18	Murray State	4-0	1953-54	2014-15	Southwestern (Tenn.)	2-0	1977-78	1978-79
Auburn	5-5	1962-63	2018-19	Georgetown	16-5	1953-54	2019-20	Muskingum	2-1	1923-24	1928-29	Spring Hill (Ala.)	4-0	1954-55	1956-57
Baldwin-Wallace	2-2	1946-47	1953-54	Georgetown (Ky.)	13-0	1928-29	1956-57	Navy	1-0	1975-76	1975-76	Stanford	0-1	2002-03	2002-03
Ball State	5-3	1939-40	2003-04	Georgia	3-1	1983-84	2011-12	Nebraska	2-0	1983-84	1990-91	Stephen F. Austin	1-0	2014-15	2014-15
Baylor	1-3	2009-10	2017-18	Georgia State	3-0	1981-82	2014-15	New Britain State	1-0	1947-48	1947-48	Stetson	1-0	1985-86	1985-86
Bellarmine (Ky.)	8-0	1956-57	1970-71	Georgia Tech	2-0	1934-35	1955-56	New Hampshire	3-0	1990-91	1993-94	Steubenville	1-0	1955-56	1955-56
Beloit (Wis.)	1-0	1951-52	1951-52	Gonzaga	1-4	1960-61	2016-17	New Mexico	1-0	1959-60	1993-94	Tampa	2-0	1951-52	1966-67
Belmont	1-0	2007-08	2007-08	Green Bay	2-0	1994-95	2019-20	New Mexico State	1-0	1958-59	1958-59	Temple	11-13	1956-57	2012-13
Berea (Ky.)	1-0	1974-75	1974-75	Hamline	0-1	1947-48	1947-48	New Orleans	1-0	1992-93	1992-93	Tennessee	5-12	1935-36	2013-14
Bethune-Cookman	2-0	1988-89	1990-91	Hampton	1-0	2017-18	2017-18	New York Univ.	1-0	1969-70	1969-70	Texas	2-3	1981-82	2018-19
Boston University	0-1	1980-81	1980-81	Hanover (Ind.)	7-2	1948-49	1986-87	Niagara	8-2	1955-56	1988-89	Texas A&M	1-0	1965-66	1965-66
Bowling Green	6-6	1945-46	2013-14	Hartford	2-0	1993-94	1994-95	North Carolina	1-0	1950-51	1950-51	TCU	2-1	1969-70	2019-20
Bradley	1-3	1937-38	1957-58	Hawai'i	1-1	2001-02	2011-12	North Carolina State	0-1	2013-14	2013-14	Texas Southern	1-0	2017-18	2017-18
Brigham Young	1-2	1964-65	2006-07	Heidelberg	2-1	1924-25	1925-26	North Carolina-Asheville	1-0	1993-94	1993-94	Thomas More	12-2	1968-69	1982-83
Brown	2-1	1971-72	1993-94	Hiram	1-0	1921-22	1921-22	North Dakota State	1-0	2016-17	2016-17	Toledo	14-11	1928-29	2018-19
Bucknell	0-1	2006-07	2006-07	Hofstra	1-0	1996-97	1996-97	Northern Arizona	1-0	2014-15	2014-15	Towson	1-0	2019-20	2019-20
Buffalo	1-0	2016-17	2016-17	Holy Cross	0-3	1949-50	1981-82	Northern Illinois	4-1	1967-68	1994-95	Transylvania	11-0	1925-26	1976-77
Butler	41-23	1936-37	2019-20	Houston	0-2	1972-73	1977-78	Northern Iowa	3-0	2016-17	2017-18	Troy	2-0	2002-03	2005-06
Cal State Northridge	1-0	1994-95	1994-95	Huntington (Ind.)	3-0	1985-86	1992-93	Northern Kentucky	4-2	1974-75	2015-16	Tulane	1-1	1970-71	1996-97
Campbellsville (Ky.)	1-0	1976-77	1976-77	Idaho State	1-0	1967-68	1967-68	Northwestern	1-0	1993-94	1993-94	Tulsa	2-2	1950-51	1986-87
Canisius	14-7	1954-55	1999-00	Illinois	2-2	1961-62	2018-19	Northwestern La. State	1-0	1947-48	1947-48	UCLA	0-2	1996-97	2007-08
Capital	0-2	1923-24	1924-25	Illinois-Chicago	1-0	1994-95	1994-95	Notre Dame	4-15	1933-34	2011-12	UMBC	2-0	1993-94	1994-95
Carnegie Tech	1-0	1931-32	1931-32	Indiana	1-8	1931-32	2007-08	Oakland	4-0	2003-04	2018-19	Union (Ky.)	15-0	1952-53	1982-83
Catholic	2-0	1963-64	1964-65	IPFW	4-0	2004-05	2011-12	Ohio	15-20	1920-21	2018-19	USC	2-1	1978-79	2015-16
Cedarville (Ohio)	8-0	1927-28	1948-49	IUPUI	6-0	1973-74	2018-19	Ohio Northern	1-1	1924-25	1925-26	Utah	1-0	2016-17	2016-17
Centenary (La.)	3-0	1934-35	1956-57	Indianapolis	1-0	1936-37	1936-37	Ohio Dominican	1-0	1986-87	1986-87	Utah State	0-2	1966-67	1967-68
Central Florida	1-0	1984-85	1984-85	Indiana State	2-2	1946-47	1949-50	Ohio State	1-3	1932-33	2006-07	UTEP	0-1	2014-15	2014-15
Central Michigan	2-0	1997-98	1999-00	Iona	4-1	1953-54	1960-61	Ohio Wesleyan	14-5	1928-29	1980-81	Valparaiso	5-1	1977-78	1989-90
Central State	3-1	1963-64	1983-84	Iowa	1-2	1937-38	2013-14	Oklahoma	0-2	1969-70	2001-02	Vanderbilt	5-1	1935-36	2012-13
Centre (Ky.)	16-1	1925-26	1977-78	Iowa State	1-1	2003-04	2004-05	Oklahoma City	6-10	1958-59	1984-85	Villa Madonna	6-0	1957-58	1967-68
Charlotte	11-3	1970-71	2012-13	Jacksonville	2-0	1962-63	2019-20	Old Dominion	2-4	1968-69	2010-11	Villanova	6-30	1951-52	2019-20
Chase	1-0	1951-52	1951-52	John Carroll	10-0	1948-49	1986-87	Ole Miss	1-0	2014-15	2014-15	Virginia	2-1	1971-72	2008-09
Chattanooga	3-0	1933-34	1966-67	Kansas	0-6	1966-67	1999-00	Oral Roberts	10-8	1979-80	2011-12	Virginia Commonwealth	1-3	1993-94	2012-13
Chicago State	1-0	1998-99	1998-99	Kansas State	4-4	1961-62	2009-10	Oregon	2-1	1941-42	1998-99	Virginia Military Institute	0-1	1972-73	1972-73
Cincinnati	36-51	1927-28	2019-20	Kent State	14-4	1946-47	2017-18	Oregonbein	2-1	1923-24	1978-79	Virginia Tech	9-4	1993-94	2008-09
The Citadel	2-1	1959-60	1970-71	Kentucky	2-37	1934-35	1968-69	Pacific	0-1	2012-13	2012-13	Wabash	2-1	1941-42	1955-56
CCNY	0-2	1939-40	1940-41	Kentucky Wesleyan	9-0	1929-30	1940-41	Pittsburgh	3-4	1935-36	2009-10	Wake Forest	5-3	1998-99	2019-20
Clemson	1-1	1998-99	2016-17	Kenyon	7-0	1923-24	1983-84	Portland	2-0	1959-60	1961-62	Walsh	1-0	1974-75	1974-75
Cleveland State	5-8	1970-71	1994-95	La Salle	32-7	1957-58	2012-13	Portland State	1-0	2008-09	2008-09	Washington	1-1	1997-98	1999-00
Coastal Carolina	3-0	1986-87	2006-07	Lawrence Tech	2-2	1947-48	1952-53	Prairie View A&M	1-0	1988-89	1988-89	Washington & Jefferson	0-1	1935-36	1935-36
Colgate	2-0	1986-87	1991-92	Lehigh	3-0	2004-05	2016-17	Princeton	3-1	1989-90	2000-01	Washington & Lee	2-1	1931-32	1941-42
Colorado	2-1	1998-99	2017-18	Lipscomb	1-0	2019-20	2019-20	Providence	10-8	1961-62	2019-20	Wayne State	1-0	1985-86	1985-86
Colorado State	0-1	1960-61	1960-61	Long Beach State	1-2	2011-12	2014-15	Purdue	6-9	1935-36	2012-13	Weber State	1-0	2015-16	2015-16
Columbia	1-0	1979-80	1979-80	Long Island	4-0	1948-49	2001-02	Regis	2-0	1957-58	1959-60	West Florida	1-0	1968-69	1968-69
Connecticut	1-1	1990-91	2019-20	Louisiana Monroe	2-0	1997-98	2000-01	Rhode Island	19-3	1995-96	2012-13	West Virginia	1-1	1979-80	2007-08
Coppin State	3-0	2003-04	2007-08	Louisiana Lafayette	1-0	2003-04	2003-04	Rice	2-0	1977-78	1992-93	Western Carolina	2-0	2006-07	2019-20
Cornell	1-0	1956-57	1956-57	Louisiana State	3-1	1964-65	2009-10	Richmond	13-5	2001-02	2012-13	Western Kentucky	13-13	1939-40	2015-16
Creighton	17-15	1937-38	2019-20	Louisville	17-25	1925-26	2003-04	Rider	1-0	2017-18	2017-18	Western Michigan	5-1	1938-39	2010-11
Dayton	76-85	1919-20	2015-16	Loyola Univ. Chicago	38-25	1926-27	1994-95	Robert Morris	4-0	1988-89	2012-13	Western Ontario	1-0	1948-49	1948-49
Delaware	1-1	1973-74	1992-93	Loyola (La.)	7-2	1953-54	1967-68	Rutgers	0-1	1986-87	1986-87	Western Reserve	0-1	1929-30	1929-30
Delaware State	4-0	1983-84	2007-08	Loyola (Md.)	6-2	1948-49	1994-95	Sacred Heart	1-0	2009-10	2009-10	Wheeling	6-1	1972-73	1978-79
Denison (Ohio)	2-1	1929-30	1954-55	Loyola Marymount	8-1	1960-61	1998-99	Saint Bonaventure	25-16	1955-56	2012-13	Wichita State	1-3	1956-57	1992-93
DePaul	16-11	1938-39	2019-20	Manhattan	1-0	1956-57	1956-57	Saint Francis (Pa.)	5-4	1955-56	1995-96	William & Mary	2-0	1940-41	1948-49
Detroit Mercy	52-43	1928-29	2018-19	Mankato State	1-0	1947-48	1947-48	Saint John's	13-3	1981-82	2019-20	Wilmington	4-1	1925-26	1945-46
Drake	1-0	2012-13	2012-13	Marian (Ind.)	6-0	1959-60	1971-72	Saint Joseph's (Ind.)	9-3	1938-39	1987-88	Winthrop	2-0	1990-91	1991-92
Drexel	1-0	2012-13	2012-13	Marietta	2-0	1988-89	1993-94	Saint Joseph's	19-23	1957-58	2012-13	Wisconsin	3-4	1938-39	2018-19
District of Columbia	1-0	1989-90	1989-90	Marquette	24-53	1958-59	2019-20	Saint Louis	30-14	1926-27	2012-13	Wittenberg	9-2	1923-24	1937-38
Duke	0-4	1986-87	2008-09	Marshall	12-13	1926-27	2017-18	Saint Mary's (Calif.)	2-0	1998-99	1999-00	Wofford	1-1	2010-11	2012-13
Duquesne	29-17	1963-64	2012-13	Maryland	1-2	1976-77	2016-17	Saint Mary's (Texas)	2-0	1959-60	1960-61	Wright State	4-2	1987-88	2015-16
East Tennessee State	3-1	1991-92	2017-18	Maryland-Eastern Shore	1-0	1999-00	1999-00	Saint Peter's (N.J.)	3-0	1985-86	2002-03	Wyoming	2-1	1965-66	1974-75
Eastern Illinois	2-1	1988-89	2005-06	Massachusetts	14-10	1990-91	2012-13	Saint Viator	2-1	1926-27	1928-29	Yale	3-0	1960-61	1971-72



20 SEASONS AT CINTAS CENTER

The Xavier men’s basketball team has compiled a 270-46 (.854) record for its first 20 seasons in its on-campus home, the 10,224-seat Cintas Center. Xavier’s winning percentage ranks as the seventh-best home court advantage in the nation based on all-time winning percentage.

Xavier broke the Cintas Center school record for wins with a 17-1 record in the 2017-18 season. Xavier had a 41 game non-conference home winning streak snapped by Wisconsin last season. It was XU’s first non-conference home loss since the 2012-13 season.

Xavier has sold out 66 games during the last five seasons.

Xavier has averaged 10,084 fans for its first 316 games played at the 10,224-seat Cintas Center since it opened for the 2000-01 season, including a Cintas Center record standing room only crowd of 10,817 for the Cincinnati game in the 2017-18 season. Xavier has averaged over 98 percent capacity of Cintas Center since the building opened.

BIG EAST games are a big draw at Cintas Center. In fact, 22 of the top 28 all-time single-game attendance totals in Cintas Center history were BIG EAST games. All nine BIG EAST rivals are represented on this list: Butler (4), Creighton (4), DePaul (1), Georgetown (1), Marquette (3), Providence (2), Seton Hall (1), St. John’s (1) and Villanova (5).

XU AT CINTAS CENTER SINCE IT OPENED IN 2000-01:

Season	Record	Pct.	Games	Attend.	Avg.	Sellouts
2019-20	12-5	.706	17	175,281	10,311	12
2018-19	13-5	.722	18	180,611	10,034	13
2017-18	17-1	.944	18	188,554	10,475	18
2016-17	12-4	.720	16	164,520	10,282	12
2015-16	15-1	.938	16	164,501	10,281	11
2014-15	13-3	.813	16	159,974	9,998	9
2013-14	15-2	.882	17	168,127	9,890	7
2012-13	11-4	.733	15	146,710	9,781	1
2011-12	13-3	.813	16	162,474	10,155	10
2010-11	14-1	.933	15	151,475	10,098	9
2009-10	15-0	1.000	15	151,843	10,123	7
2008-09	14-1	.933	15	151,456	10,097	11
2007-08	16-1	.941	17	170,133	10,008	9
2006-07	14-1	.933	15	148,650	9,910	5
2005-06	11-4	.733	15	146,615	9,775	4
2004-05	12-4	.750	16	160,429	10,027	7
2003-04	13-3	.813	16	158,432	9,902	8
2002-03	14-1	.933	15	152,714	10,181	14
2001-02	13-1	.929	14	143,129	10,224	13
2000-01	13-1	.929	14	141,011	10,072	12
TOTALS	270-46	.854	316	3,186,639	10,084	192

Most wins in a season: 17 in 2017-18
Most consecutive wins: 30 (last nine of 2008-09; all 15 of 2009-10; first six of 2010-11)
Most consecutive wins in one season: 16 (2017-18)
Most losses in a season: 5 in 2018-19 and 2019-20
Most consecutive losses: 3 in 2004-05, 2016-17 and 2018-19
Most sell-outs in a season: 18 in 2017-18
Highest attendance: 188,554 in 2017-18 (18 games)
Highest attendance average: 10,475 in 2017-18 (18 games)
Highest single-game attendance: 10,817 vs. Cincinnati (Dec. 2, 2017)

VS. OPPONENTS AT CINTAS CENTER

Opponent	Record	Last Game	Opponent	Record	Last Game	Opponent	Record	Last Game
Abilene Christian	1-0	2013-14	Gardner-Webb	1-0	2013-14	Oral Roberts	0-1	2011-12
Alabama	2-0	2014-15	George Washington	9-1	2012-13	Providence	6-1	2018-19
Albany	1-0	2010-11	Georgetown	6-1	2019-20	Purdue	2-0	2011-12
American	1-0	2006-07	Georgia	1-0	2011-12	Rhode Island	6-0	2011-12
Arizona State	1-0	2006-07	Gonzaga	0-1	2011-12	Richmond	6-2	2011-12
Auburn	2-0	2015-16	Green Bay	1-0	2019-20	Rider	1-0	2017-18
Ball State	1-0	2002-03	Hampton	1-0	2017-18	Robert Morris	2-0	2012-13
Baylor	1-0	2017-18	Iowa State	1-0	2004-05	Sacred Heart	1-0	2009-10
Belmont	1-0	2007-08	IPFW	4-0	2011-12	St. Bonaventure	7-0	2011-12
Bucknell	0-1	2006-07	IUPUI	2-0	2018-19	Saint Joseph’s	6-2	2011-12
Buffalo	1-0	2016-17	Jacksonville	1-0	2019-20	Saint Louis	4-2	2012-13
Butler	7-3	2019-20	Kent State	4-0	2017-18	Saint Peter’s	1-0	2002-03
Bowling Green	2-0	2013-14	La Salle	9-1	2012-13	Samford	1-0	2000-01
Charlotte	5-0	2011-12	Lehigh	2-0	2016-17	San Francisco	1-0	2000-01
Cincinnati	8-1	2019-20	Lipscomb	1-0	2019-20	Seton Hall	4-3	2019-20
Coastal Carolina	2-0	2006-07	Long Beach State	1-0	2014-15	Siena	2-0	2019-20
Colorado	1-0	2017-18	Long Island	1-0	2001-02	Southeast Mo. St.	1-0	2007-08
Coppin State	3-0	2007-08	Louisiana-Lafayette	1-0	2003-04	Southern	1-0	2005-06
Creighton	6-4	2019-20	Louisiana-Monroe	1-0	2000-01	Stephen F. Austin	1-0	2014-15
Dayton	13-0	2012-13	Louisiana State	1-0	2009-10	St. John’s	6-1	2019-20
Delaware State	1-0	2007-08	Marquette	5-3	2019-20	Temple	6-1	2012-13
DePaul	6-1	2019-20	Marshall	2-0	2017-18	Tennessee	1-1	2013-14
Detroit Mercy	2-0	2018-19	Massachusetts	5-2	2012-13	Toledo	2-0	2018-19
Duquesne	7-1	2011-12	Mercer	1-0	2003-04	Troy	1-0	2005-06
Eastern Illinois	1-0	2005-06	Memphis	1-0	2012-13	Utah	1-0	2016-17
East Tennessee State	1-0	2017-18	Miami (Ohio)	9-1	2018-19	Vanderbilt	0-1	2012-13
Eastern Kentucky	4-0	2018-19	Missouri	2-0	2019-20	VCU	0-1	2012-13
Eastern Washington	1-0	2016-17	Missouri State	1-0	2019-20	Villanova	2-5	2019-20
Elon	1-0	2003-04	Mississippi State	0-1	2004-05	Virginia	1-0	2007-08
Evansville	2-0	2018-19	Morehead State	3-0	2017-18	Wake Forest	3-0	2016-17
Fairleigh Dickinson	1-0	2012-13	Morgan State	1-0	2011-12	Western Carolina	2-0	2019-20
Florida	0-1	2010-11	Murray State	1-0	2014-15	Western Kentucky	1-0	2015-16
Florida A&M	2-0	2005-06	North Dakota State	1-0	2016-17	Western Michigan	1-0	2010-11
Florida Gulf Coast	1-0	2014-15	Northern Arizona	1-0	2014-15	Wisconsin	1-1	2018-19
Fordham	8-0	2012-13	Northern Iowa	1-0	2016-17	Wofford	1-1	2012-13
			Northern Kentucky	1-0	2015-16	Wright State	1-0	2015-16
			Oakland	4-0	2018-19	Youngstown State	1-0	2009-10
			Ohio	2-0	2018-19			
						TOTALS		270-46

CINTAS CENTER XU INDIVIDUAL RECORDS

Points:47 by David West vs. Dayton (2-8-03)
 Rebounds:21 by Naji Marshall vs. Toledo (March 20, 2019)
 by David West vs. George Washington (2-3-01)
 Assists:15 by Tu Holloway vs. La Salle (2-22-11),
 by Dee Davis vs. Fairleigh Dickinson (11-9-12) and
 by Dee Davis vs. Providence (2-7-15)
 Turnovers:10 by Semaj Christon vs. VCU (2-23-13)
 Steals:7 by Quentin Goodin vs. Eastern Kentucky (12-15-18)
 Blocks:8 by David West vs. Coastal Carolina (11-17-01)
 Total Field Goals:15 by David West vs. Dayton (2-8-03)
 Total FG Percent (Min. 3 FGM):1.000 (7-7) by Keith Jackson vs. Creighton (12-31-02),
 by Dezmine Wells vs. Duquesne (1-11-12) and
 by Matt Stainbrook vs. DePaul (1-24-15)
 3-Point Field Goals:9 by Romain Sato vs. Rhode Island (2-15-03)
 3-Point FG Percent (Min. 3 FGM):1.000 (5-5) by Lionel Chalmers vs. San Francisco (12-5-00)
 FT Percent (Min. 3 FTM):1.000 (14-14) by Tu Holloway vs. Saint Louis (1-25-12)

CINTAS CENTER XU TEAM RECORDS

Points:117 vs. Fairleigh Dickinson (11-9-12)
 Rebounds:56 vs. Murray State (11-24-14), vs. Fordham (1-31-10),
 vs. Cincinnati (1-19-06) and vs. Oakland (11-17-03)
 Assists:36 vs. Long Island (12-8-01)
 Turnovers:27 vs. Eastern Kentucky (12-15-18)
 Steals:14 vs. IUPUI (12-9-14) and vs. Eastern Kentucky (11-22-01)
 Blocks:12 vs. Dayton (3-5-09), vs. Butler (12-23-08), vs. Ohio (12-10-08)
 and vs. Coastal Carolina (11-17-01)
 Total Field Goals:43 vs. Fairleigh Dickinson (11-9-12)
 Total FG Percent (Min. 3 FGM):714 (35-49) vs. Eastern Kentucky (12-15-18)
 3-Point Field Goals:16 vs. Virginia (1-3-08) and Charlotte (2-3-07)
 3-PT. FG Percent (Min. 3 FGM):800 (8-10) vs. DePaul (2-19-14) and vs. George Washington (1-12-13)
 FT Percent (Min. 3 FTM):1.000 (6-6) vs. Providence (1-23-19)

CINTAS CENTER FACTS

First XU victory: Xavier 68, Miami 54 (Nov. 18, 2000)
Last XU victory: Xavier 78, DePaul 67 (Feb. 25, 2020)
First XU loss: Massachusetts 75, Xavier 64 (Jan. 9, 2001)
Last XU loss: Butler 72, Xavier 71 (March 7, 2020)
First Overtime Game: Xavier 71, George Washington 63 (Feb. 3, 2001)
Last Overtime Game: Marquette 84, Xavier 82 in 2OT (Jan. 29, 2020)
Last Xavier Overtime Win: Xavier 64, Creighton 61 in OT (Feb. 13, 2019)
First ranked Xavier team to play in Cintas Center: Xavier (#24 AP) 78, Temple 71 (Feb. 10, 2001)
Last ranked Xavier team to play in Cintas Center: Xavier (#25 AP & #23 USA Today) 87,
 Lipscomb 62 (Nov. 30, 2019)
Highest ranked Xavier team to play in Cintas Center:
 Xavier (#3 AP & #3 USA Today) 84, Providence 74 (Feb. 28, 2018)
***First ranked visiting team to play in Cintas Center was Creighton:** Xavier (#19 AP & ESPN/USA
 Today) 75, Creighton (#15 AP & ESPN/USA Today) 73 (Dec. 31, 2002)
 *The first game at Cintas Center between two ranked teams.
Last ranked visiting team to play in Cintas Center:
 Villanova (#12 AP & #13 USA Today) 64, Xavier 55 (Feb. 22, 2020)

CINTAS CENTER VISITING PLAYER RECORDS


Points:37 by Tyrone Kent of Toledo (11-17-08)
 Rebounds:16 by Chris Johnson of Dayton (1-16-10)
 and Paul Reed of DePaul (2-25-20)
 Assists:12 by Jameer Nelson of Saint Joseph's (1-20-01) and
 by Kahron Ross of Lehigh (11-11-16)
 Turnovers:9 by Chris Gaston of Fordham (1-31-10)
 Steals:7 by Tasheed Carr of Saint Joseph's (2-10-08)
 Blocks:8 by Eric Hicks of Cincinnati (2-3-04) and
 by Ty Walker of Wake Forest (12-18-10)
 Total Field Goals:15 by Ethan Happ of Wisconsin (11-13-18)
 Total FG Percent (Min. 3 FGM):1.000 (12-12) by Delonte West of Saint Joseph's (1-17-04)
 3-Point Field Goals:8 by Kyle Korver of Creighton (12-31-02)
 3-Point FG Percent (Min. 3 FGM):1.000 (5-5) by D'Mitritz Trice of Wisconsin (11-13-18)
 FT Percent (Min. 5 FTM):1.000 (11-11) by Frank Gaines of IPFW (11-15-11)

CINTAS CENTER VISITING TEAM RECORDS

Points:95 by Villanova (2-17-18) and Marquette (3-1-17)
 Rebounds:54 by Eastern Kentucky (11-22-00)
 Assists:25 by Wofford (11-27-10) and Villanova (2-17-18)
 Turnovers:37 by Eastern Kentucky (11-22-00)
 Steals:15 by Eastern Kentucky (12-15-18) and Tennessee (12-22-07)
 Blocks:13 by Duquesne (2-21-08)
 Total Field Goals:38 by Villanova (2-17-18)
 Total FG Percent (Min. 3 FGM):611 (33-54) by Marquette (3-1-17)
 3-Point Field Goals:17 by Evansville (11-10-18)
 3-PT. FG Percent (Min. 3 FGM):625 (5-8) by Saint Louis (2-7-07)
 FT Percent (Min. 3 FTM):1.000 (10-10) by Morehead State (12-30-03)

BY DAYS OF THE WEEK

	Record
Sunday	16-4
Monday	14-2
Tuesday	39-7
Wednesday	61-8
Thursday	19-3
Friday	21-2
Saturday	100-20
Totals	270-46



THE FINAL FAREWELL

The Xavier Musketeers played their final season at Cincinnati Gardens in 1999-2000. The Gardens was “Home Sweet Home” for the Xavier Musketeers when they made the historic arena their home beginning in the 1983-84 season.

The Xavier men’s team played all of its regular season games off campus at the Cincinnati Gardens for 17 years, beginning with the 1983-84 season and ending with an NIT game against Marquette in the 1999-2000 season. The only exception was a game against Florida International that was played at Schmidt Fieldhouse on January 9, 1988.

Xavier compiled an impressive 215-25 (.896) record after moving to the Gardens in the 1983-84 season, including 14-1 in its final season. In fact, Xavier was 55-3 at the Gardens over its last four seasons.

There have been many memorable moments at the Gardens. Xavier kicked off its initial season as a regular tenant, 1983-84, with a perfect 12-0 mark that included a thrilling 60-57 overtime win over Ohio State in the first round of the National Invitation Tournament. A few days later Xavier knocked off Nebraska, 58-57, to advance to the quarterfinals of the NIT. In the 1999 season Xavier relived some of that NIT magic with an impressive 87-76 win over Wake Forest in a second round NIT game and a 65-58 come-from-behind thriller over Princeton in the NIT quarterfinals.

The regular season has seen its share of moments, although probably none more exciting than the wild 115-113 track meet win over Loyola Marymount in the 1989-90 Sweet 16 season. LMU had the run-and-gun offense that featured Bo Kimble and the late Hank Gathers.

Xavier and Cincinnati, which also used to call the Gardens its home, have waged some classic battles at the Gardens. Steve Thomas pumped in 45 points in a 1964 game. Xavier won two classic overtime battles with UC in the Nineties, 90-88 in 1990 and 82-76 in 1994. In the 1999-2000 season XU took down then-undefeated and top-ranked UC 66-64.

XU’s young Musketeers took then-undefeated and number one-ranked UMass to the wall in 1996 before losing in overtime, 78-74. Xavier and Louisville went to a school-record three overtimes in 1958 before the eventual NIT Champion Musketeers prevailed, 82-80.

THE OPENING OF THE GARDENS

Cincinnati Gardens, which is similar in design to the Maple Leaf Gardens in Toronto, Canada, was originally built in an attempt to house a hockey team for the Queen City. It was opened for the first time on Tuesday, February 22, 1949. Appropriately, the first event was a hockey game, an exhibition match between teams from Montreal and Dallas.

One night later, February 23, the Gardens hosted its first basketball game. Cincinnati defeated Butler, 49-44. The following night Xavier made its Gardens’ debut against powerful Kentucky. UK prevailed 51-40.

The busy opening week continued for the Gardens on Monday, February 28. Cincinnati native Ezzard Charles beat Joey Maxim in a 15-round decision, the first boxing event held in the historic arena. Charles defended his heavyweight title in the Gardens in 1950 and another Cincinnati native boxer, Wallace “Bud” Smith, defended his lightweight crown in the Gardens in 1955.

Since its opening, Cincinnati Gardens has hosted numerous high school, college and professional sporting events. Ice hockey kept the building busy from 1949 until the mid-1970’s with teams such as the Mohawks, Wings and Swords. In pro basketball, both the Royals (now Sacramento Kings) of the National Basketball Association and the Slammers of the Continental Basketball Association used the Gardens as “home” during their time in the Queen City.

The Gardens history includes more than just sporting events, though. The entertainment events ranged from Lawrence Welk to Gene Autry to the Beatles to Bon Jovi to Tom Petty. In 2004, the Gardens hosted a political rally for former President George W. Bush. The Gardens has also been home to a number of minor league hockey franchises.

THE REBIRTH OF THE GARDENS

Cincinnati Gardens is the former home of the Cincinnati Royals of the NBA. When the Royals left the Gardens in 1972, most Cincinnatians felt the arena’s days were numbered. Along came Jerry Robinson, who originally purchased the Gardens in 1979 for use as a warehouse. Robinson decided to reopen the arena in 1981.

Cincinnati Gardens was demolished this past year but left behind a long legacy filled with great memories.

SCHMIDT FIELDHOUSE: XU’S FIRST ON CAMPUS HOME

The Xavier Musketeers no longer play their regular season games at Schmidt Fieldhouse, having moved to Cincinnati Gardens in the 1983-84 season, and to Cintas Center in the 2000-01 season. XU’s success at the Fieldhouse, though, cannot be forgotten. Since World War II, the XU men’s basketball team compiled an impressive 326-129 (.716) record at the Fieldhouse. Until opening Cintas Center, the men’s basketball team had only played one regular season game on campus since early in the 1983-84 season. XU scored a school-record point total in a 125-84 thrashing of Florida International on Saturday, January 9, 1988. Xavier has used the Fenwick Club, Schmidt Fieldhouse, Riverfront Coliseum (now U.S. Bank Arena) and Cincinnati Gardens as home courts over the years.

XAVIER IN THE CINцинATI GARDENS BY YEAR

1948-49	1-2
1949-50	2-3
1950-51	1-3
1951-52	1-3
1952-53	3-0
1953-54	0-4
1954-55	1-2
1955-56	0-2
1956-57	1-1
1957-58	1-2
1958-59	3-3
1959-60	1-2
1960-61	1-2
1961-62	2-1
1962-63	0-3
1963-64	0-1
1964-65	0-1
1965-66	0-1
1966-67	0-1
1967-68	1-0
1968-69	0-1
1969-70	0-1
1970-71	1-0
1971-72	0-1
1972-73	0-3
1973-74	0-1
1974-75	0-1
1975-76	0-1
1977-78	0-1
1978-79	1-2
1983-84	12-0
1984-85	10-3
1985-86	13-1
1986-87	14-1
1987-88	14-0
1988-89	14-2
1989-90	13-1
1990-91	12-3
1991-92	8-4
1992-93	13-0
1993-94	14-2
1994-95	14-0
1995-96	9-5
1996-97	13-1
1997-98	13-1
1998-99	15-0
1999-00	14-1
TOTALS	236-74 (.761)





Jordan Crawford scored 29.0 ppg. for Xavier's three 2010 NCAA Tournament games, while earning a spot on the five-member All-West Region Team. Crawford scored a career-high 32 points in the unforgettable double overtime loss to Kansas State in the Regional Semifinals.

XAVIER ALL-TIME NCAA RECORD:

28-28 IN 28 APPEARANCES

ELITE 8 APPEARANCES (3):

2017, 2008 & 2004

SWEET 16 APPEARANCES (8):

2017, 2015, 2012, 2010, 2009, 2008, 2004, 1990

POSTSEASON TOURNAMENT TRADITION

Xavier has made 32 postseason appearances in the last 37 post-seasons (1983-2019; 2020 postseason cancelled by the pandemic). That span includes 27 NCAA Tournament appearances, including 12 of the last 14 and 16 of the last 19 NCAA Tournaments. XU only made the NCAA Tournament field one time

(1961) before the 1982-83 season.

XAVIER ... AN NCAA TRADITION

Xavier has made 12 of the last 14 NCAA Tournaments. Only nine schools have been to at least 12 NCAA Tournaments in the last 14 postseason fields: Duke, Kansas, Gonzaga and Michigan State are at 14, while North Carolina, Wisconsin and Villanova are at 13 and Xavier and Kentucky are at 12.

Xavier made its 28th all-time appearance in the NCAA Tournament in 2018, which includes 18 at-large berths (2018, 2017, 2016, 2015, 2014, 2012, 2011, 2010, 2009, 2008, 2007, 2003, 2001, 1997, 1995, 1993, 1990 and 1961), six automatic berths through the MCC (1991, 1989, 1988, 1987, 1986 and 1983) and four automatic berths in the Atlantic 10 (2006, 2004, 2002 and 1998).

Xavier, 28-28 all-time in the NCAA Tournament, was 1-6 in NCAA play prior to 1990 but is 27-22 from 1990-present. XU lost to the eventual National Champions in the first round in 1988 (Kansas) and 1989 (Michigan).

Xavier made its first NCAA Tournament appearance in 1961 but didn't return until head coach **Bob Staak** led XU to an MCC Championship and NCAA Tournament berth in 1983. XU fell to Alcorn State 81-75 in the 1983 NCAA Tournament Opening Round (3-15-83), which was played at the University of Dayton Arena (current site of the NCAA Tournament First Four).

The first NCAA Tournament win was memorable. Xavier, under the direction of then second-year head coach **Pete Gillen**, won XU's first-ever NCAA Tournament victory over highly-favored Missouri in the 1987 NCAA First Round at the Indianapolis Hoosier Dome behind 29 points from **Byron Larkin**.

XAVIER'S HIGHEST SEEDS ... NO. 1 SEED IN 2018


Xavier was a No. 1 seed for the first time in school history in the 2018 NCAA Tournament.

Xavier's No. 2 seed in the 2016 NCAA Tournament was the previous highest seed in program history. Xavier was a No. 3 seed in the 2003 and 2008 NCAA Tournaments. Xavier won one game and reached the second round in 2003 and 2016 and made it to the Elite Eight in 2008.

ELITE AGAIN

Xavier made its third NCAA Tournament Elite Eight in 2017. XU also made it in 2004 and 2008. Xavier is one of 24 schools that have been to two or more Elite Eights in the last 12 tournaments (2008-19) and one of 18 schools on the list that have been to three or more in the last 16 (2004-19).

The Musketeers made the 2017 NCAA Tournament Elite Eight by defeating No. 6 seed and Big Ten runner-up Maryland, No. 3 seed and ACC runner-up Florida State and No. 2 seed and Pac-12 Champion Arizona to reach the West Regional Final.



Jamal Walker, seen here going up and under Georgetown's Alonzo Mourning in the 1990 NCAA Second Round, helped XU take down the Hoyas and earn XU's first-ever Sweet 16 berth in 1990.

SWEET HISTORY CONTINUES


Xavier has reached at least the NCAA Tournament Sweet 16 six times in the last 12 tournaments (since 2008), including 2017, 2015, 2012, 2010, 2009 and 2008. XU advanced to the Elite Eight in 2008 and 2017. Only 10 teams have made at least six Sweet 16s in the last 12 tournaments (2008-18): Kansas (8), North Carolina (8), Michigan State (8), Duke (8), Kentucky (8), Wisconsin (7), Xavier (6), Arizona (6), Syracuse (6) and Gonzaga (6).

Xavier has made it to at least the Sweet 16 eight times: 1990, 2004, 2008, 2009, 2010, 2012, 2015 and 2017. XU advanced to the Elite Eight in 2004, 2008 and 2017.

THE FIRST SWEET 16 SEASON 30 YEARS AGO

The Musketeers had won another MCC Championship and NCAA Tournament berth in the 1989-90 season. The best was yet to come.

Xavier, which earned a 1990 NCAA Tournament seeding of sixth in the Midwest Region, returned to a familiar site for its NCAA action. XU returned to the Indiana Hoosier Dome, the same place where XU had grabbed national headlines in the 1987 NCAA Tourney. XU upset 14th-ranked Missouri, 70-69, in the



Josh Duncan was named to the 2008 NCAA Tournament All-West Regional Team after averaging 18.3 ppg. for XU's Elite Eight run, including a career-high 26 points against West Virginia.

first round of the 1987 NCAA Tourney and nearly upset Duke in the second round. Xavier's 1990 roster was loaded with six current or future 1,000 point-scorers, including **Tyrone Hill**, **Derek Strong**, **Aaron Williams**, **Jamie Gladden**, **Michael Davenport** and **Jamal Walker**. Hill, Strong and Williams went on to the NBA. XU's senior "twin towers" of Hill and Strong combined for 46 points and 25 rebounds as the Musketeers advanced to the second round with an 87-79 win over the then-Big Eight's Kansas State. The win over Kansas State put Xavier against Georgetown in the second round. XU jumped out to a 16-point halftime lead, 42-26, and held on for a thrilling 74-71 win over **Alonso Mourning**, **Dikembe Mutombo** and the rest of head coach **John**

Thompson's Hoyas. Strong had 19 points and 12 rebounds and Walker had 15 points and nine assists. The win advanced Xavier to the NCAA Tournament Sweet 16 for the first time in the school's history.

MEMORABLE REGIONAL SEMI

Xavier lost in double overtime, 101-96, to Kansas State in a classic Regional Semifinal in the 2010 NCAA Tournament. Xavier's **Jordan Crawford** earned a spot on the five-member 2010 NCAA All-West Regional Team after averaging 29.0 ppg. for XU's three NCAA games, including wins over Minnesota and Pittsburgh to earn a third straight trip to at least the NCAA Sweet 16.

ELITE NCAA TOURNAMENT SUCCESS IN 2004 AND 2008

The Musketeers went on and advanced to the Elite Eight in 2004 and 2008. It became known to Xavier fans as "The Run" in 2004. Xavier swept through the Atlantic 10 Tournament for a historic four wins in four days at the University of Dayton Arena, including an 87-67 win over previously unbeaten and No. 1 Saint Joseph's in the second round. XU and SJU would both reach 2004 NCAA Regional Finals that season.

Xavier entered the 2004 NCAA Tournament as a No. 7 seed. XU trailed No. 10 seed Louisville 42-31 at halftime in Orlando, Fla., but dominated the second half on both ends of the court to record an 80-70 victory, outscoring Louisville 49-28 after intermission. XU beat No. 2 seed Mississippi State 89-74 in the second round behind 31 points from senior **Lionel Chalmers**, earning its first spot in the Sweet 16 since 1990.

This time Xavier made it past the Sweet 16 round. XU beat No. 3 seed Texas 79-71 in the Regional Semifinals in Atlanta, Ga., behind 27 points from senior **Romain Sato**. Xavier drew No. 1 seed Duke in the Regional Final. XU led 30-28 at halftime and led for most of the second half thanks in great part to a dominating effort from senior big man **Anthony Myles**, who scored 16 points and grabbed 10 rebounds in 23 minutes of action. XU led 44-41 with 12:27 left when Myles fouled out. Seniors Lionel Chalmers, Romain Sato and Anthony Myles earned spots on the five-member 2004 NCAA Atlanta Regional All-Tournament Team.

In 2008, Xavier made it back to the NCAA Tournament Elite Eight. Xavier senior **Josh Duncan** earned a spot on the five-member 2008 NCAA West Regional All-Tournament Team, leading XU to wins over Georgia (73-61), Purdue (85-78) and West Virginia (79-75 in overtime) before losing to UCLA in the West Regional Final. Duncan scored a career-high 26 points in the win over West Virginia.

XAVIER'S NATIONAL CHAMPIONS

Xavier won the 1958 National Invitation Tournament Championship with a 78-74 overtime victory over highly-favored Dayton at Madison Square Garden in New York City on March 22, 1958.



Lionel Chalmers scored a career-high 31 points in a 2004 NCAA Second Round win over Mississippi State and helped XU reach its first-ever Elite Eight in 2004. He was one of three Musketeers to earn a spot on the five-member Regional All-Tournament Team.

The championship, which marked the first major basketball national championship by any Ohio college or university, came at a time when the NIT was equal to or, according to many, more prestigious than the NCAA Tournament.

Game 1: XU vs. Morehead State, NCAA Mid-east Regional First Round, Tuesday, March 14, 1961 at Ky. State Fairgrounds (Louisville, Ky.)

Xavier (66) - Ron Nicolai 2-7 1-3 5, Leo McDermott 6-19 3-6 15, Jack Thobe 9-16 1-3 19, Bill Kirwin 7-18 0-2 14, Jim Enright 5-13 0-1 10, Ed Tepe 1-2 1-1 3, **Totals: 30-75 6-16 66**

Morehead State (71) - John Gibson 2-5 1-3 5, Norm Pokley 3-7 2-5 8, Ed Noe 8-16 5-7 21, Hecky Thompson 3-13 10-12 16, Granny Williams 9-23 3-8 21, Arthur Cole 0-3 0-0 0, **Totals: 25-67 21-35 71**

Halftime - Xavier 33, Morehead State 33, Fouled Out - Nicolai, Rebounds - Xavier 50 (McDermott 12, Nicolai 9), Morehead State 57 (Noe 15, Pokley 11), Floor Errors - Xavier 9, Morehead State 9, Total Fouls - Xavier 21, Morehead State 11, Technical Fouls - None, A - 7,300

Game 2: Xavier (#12 seed) vs. Alcorn State (#12 seed), NCAA Midwest Regional Opening Round, Tuesday, March 15, 1983 at University of Dayton Arena (Dayton, Ohio)

Alcorn State (81) - Aaron Brandon 6-13 4-5 16, David Claybon 0-4 1-2 1, Tommy Collier 6-9 3-7 15, Michael Phelps 6-9 6-7 18, Eddie Archie 5-11 6-8 16, Davey Whitney 4-5 0-1 8, Maurice Browner 0-0 0-0 0, David Williams 0-1 3-4 3, David Palmer 1-3 2-2 4, Timothy Pollard 0-0 0-0 0, **Totals: 28-55 25-36 81**

Xavier (75) - Dexter Bailey 3-9 4-6 10, John Shimko 1-1 0-0 2, Eddie Johnson 3-5 1-2 7, Victor Fleming 8-10 0-0 16, Anthony Hicks 6-10 2-4 14, Jeff Jenkins 4-7 5-7 13, Steve Wolf 4-6 0-0 8, Richard Harris 1-1 0-0 2, Ralph Lee 0-1 3-4 3, **Totals: 30-50 15-23 75**

Halftime - Alcorn State 40, Xavier 32, Fouled Out - Johnson, Lee, Palmer, Rebounds - Alcorn State 27 (Collier 10, Brandon 4, Palmer 4), Xavier 33 (Johnson 11, Bailey 5), Assists - Alcorn State 14 (Brandon 4, Archie 4), Xavier 18 (Lee 6, Hicks 5), Turnovers - Alcorn State 20, Xavier 30, Total Fouls - Alcorn State 21, Xavier 26, Technical Fouls - Xavier Bench, A - 7,471

Game 3: Xavier (#12 seed) vs. Alabama (#5 seed), 1986 NCAA Southeast Regional First Round, Friday, March 14, 1986 at Charlotte Coliseum (Charlotte, N.C.)

Xavier (80) - Richie Harris 11-19 2-3 24, Walt McBride 4-8 0-0 8, Eddie Johnson 7-12 1-3 15, Ralph Lee 0-4 2-2 2, Byron Larkin 10-26 3-5 23, Joe Bowman 0-0 0-0 0, Kelly Williamson 1-1 0-0 2, Leroy Greenidge 1-4 0-0 2, Mike Ramey 1-1 0-0 2, John Kelley 0-0 0-0 0, Dexter Campbell 0-0 0-0 0, Andy Donnelly 1-2 0-0 2, **Totals: 36-77 8-13 80**

Alabama (97) - Jim Farmer 10-15 4-5 24, Buck Johnson 11-16 0-2 22, Derrick McKey 7-8 2-2 16, Mark Gottfried 3-6 0-0 6, Terry Coner 5-8 4-4 14, Gary White 0-0 0-0 0, James Jackson 1-2 1-2 3, Craig Dudley 1-1 0-0 2, Michael Ansley 5-8 0-0 10, **Totals: 43-64 11-15 97**

Halftime - Alabama 39, Xavier 33, Fouled Out - None, Rebounds - Xavier 36 (Harris 11, Johnson 9), Alabama 32 (Ansley 9, Farmer 7, Johnson 7), Assists - Xavier 15 (Lee 9, McBride 1, Larkin 1, Greenidge 1, Ramey 1, Kelley 1, Campbell 1), Alabama 19 (Coner 9, McKey 4), Turnovers - Xavier 14, Alabama 14, Total Fouls - Xavier 15, Alabama 15, Technical Fouls - None, A - 10,385

***Game 4: Xavier (#13 seed) vs. Missouri (#4 seed), 1987 NCAA Midwest Regional First Round, Thursday, March 12, 1987 at Hoosier Dome (Indianapolis, Ind.)**

***First college basketball game played in the Hoosier Dome**
Xavier (70) - Kyle Taylor 1-3 1-2 3, Dexter Campbell 3-4 7-8 13, Tyrone Hill 3-6 0-0 6, Stan Kimbrough 6-14 1-3 14, Byron Larkin 6-20 16-20 29, J.D. Barnett 2-7 1-2 5, Bob Koester 0-0 0-0 0, **Totals: 21-54 26-35 70**

Missouri (69) - Derrick Chievous 6-11 4-6 16, Mike Sandbothe 3-6 2-3 8, Gary Leonard 1-2 0-0 2, Lee Coward 2-8 2-2 6, Lynn Hardy 9-22 0-0 21, Greg Church 3-3 2-3 8, Nathan Buntin 4-7 0-0 8, Bradd Sutton 0-0 0-0 0, Devon Rolf 0-0 0-0 0, Michael Ingram 0-0 0-0 0, **Totals: 28-59 10-44 69**

Halftime - Xavier 36, Missouri 32, Fouled Out - Sandbothe, Coward, Church, Rebounds - Xavier 44 (Hill 13, Larkin 10), Missouri 29 (Chievous 9, Church 6), Assists - Xavier 10 (Larkin 4, Barnett 3), Missouri 14 (Sandbothe 5, Coward 3), Turnovers - Xavier 14, Missouri 12, 3-Point FG - Xavier 2-9 (Taylor 0-2, Kimbrough 1-4, Larkin 1-3), Missouri 3-14 (Coward 0-4, Hardy 3-10), Total Fouls - Xavier 16, Missouri 24, Technical Fouls - None, A - 25,562

Game 5: Xavier (#13 seed) vs. Duke (#5 seed), 1987 NCAA Midwest Regional Second Round, Saturday, March 14, 1987 at Hoosier Dome (Indianapolis, Ind.)

Xavier (60) - Kyle Taylor 3-6 0-1 8, Dexter Campbell 4-6 2-2 10, Tyrone Hill 3-5 3-4 9, Stan Kimbrough 5-12 2-2 13, Byron Larkin 7-12 2-2 18, J.D. Barnett 1-4 0-0 2, Bob Koester 0-0 0-0 0, **Totals: 23-45 9-11 60**

Duke (65) - Danny Ferry 4-7 0-0 8, Billy King 1-3 3-7 5, John Smith 3-5 0-0 6, Tommy Amaker 8-12 2-2 20, Kevin Strickland 2-13 6-7 12, Martin Nessley 0-0 0-0 0, Robert Brickey 6-8 0-0 12, Quinn Snyder 0-0 0-0 0, Alaa Abdelnaby 1-2 0-0 2, **Totals: 25-50 11-16 65**

Halftime - Duke 36, Xavier 32, Fouled Out - Kimbrough, Rebounds - Xavier 26 (Campbell 6, Hill 6), Duke 25 (Strickland 9, Ferry 5), Assists - Xavier 12 (Taylor 6, Kimbrough 3, Larkin 3), Duke 15 (Strickland 9, King 4), Turnovers - Xavier 17, Duke 10, 3-Point FG - Xavier 5-8 (Taylor 2-4, Kimbrough 1-2, Larkin 2-2), Duke 4-14 (Ferry 0-1, Amaker 2-4, Strickland 2-9), Total Fouls - Xavier 19, Duke 16, Technical Fouls - None, A - 34,183



Tyrone Hill helped lead Xavier to its first-ever NCAA Tournament win with a 1987 victory over Missouri.

Game 6: Xavier (#11 seed) vs. Kansas (#6 seed), 1988 NCAA Midwest Regional First Round, Friday, March 18, 1988 at Devaney Center (Lincoln, Neb.)

Xavier (72) - J.D. Barnett 2-6 0-0 5, Tyrone Hill 1-5 2-4 4, Derek Strong 4-5 6-6 14, Byron Larkin 6-18 4-10 16, Stan Kimbrough 5-13 6-7 18, Jamal Walker 3-10 1-2 7, John Kennedy 0-1 0-0 0, Michael Davenport 0-0 0-0 0, Jerry Butler 1-2 0-0 2, Mike Ramey 0-0 0-0 0, Colin Parker 0-2 0-0 0, Dexter Campbell 2-2 2-3 6, Bob Koester 0-0 0-0 0, **Totals: 24-64 21-32 72**

Kansas (85) - Chris Piper 2-3 5-7 9, Milt Newton 9-14 3-4 21, Danny Manning 8-14 8-9 24, Kevin Pritchard 2-5 4-5 8, Jeff Gueldner 3-4 1-2 8, Clint Normore 0-3 0-1 0, Scooter Barry 1-2 3-4 5, Lincoln Minor 0-1 0-0 0, Mike Maddox 2-4 0-0 4, Keith Harris 2-3 2-2 6, Marvin Mattox 0-0 0-0 0, **Totals: 29-53 26-34 85**

Halftime - Kansas 48, Xavier 29, Fouled Out - Hill, Larkin, Walker, Rebounds - Xavier 30 (Strong 10, Hill 4), Kansas 50 (Newton 12, Manning 12), Assists - Xavier 13 (Kimbrough 4, Larkin 3, Walker 3), Kansas 22 (Piper 7, Barry 5), Turnovers - Xavier 16, Kansas 30, 3-Point FG - Xavier 3-14 (Barnett 1-3, Larkin 0-3, Kimbrough 2-6, Walker 0-2), Kansas 1-5 (Newton 0-2, Gueldner 1-1, Normore 0-2), Total Fouls - Xavier 32, Kansas 23, Technical Fouls - None, A - 14,425

Game 7: Xavier (#14 seed) vs. Michigan (#3 seed), 1989 NCAA Southeast Regional First Round, Friday, March 17, 1989 at The Omni (Atlanta, Ga.)

Xavier (87) - Colin Parker 0-1 0-0 0, Tyrone Hill 7-12 7-7 21, Derek Strong 8-12 2-3 18, Stan Kimbrough 5-16 1-2 13, Michael Davenport 6-13 3-4 15, Jamal Walker 6-9 3-5 16, Dave Minor 2-2 0-0 4, Sydney Raeford 0-0 0-0 0, **Totals: 34-65 16-21 87**

Michigan (92) - Glen Rice 9-22 0-0 23, Terry Mills 8-12 2-2 18, Loy Vaught 2-4 0-0 4, Mike Griffin 0-0 0-0 0, Rumeal Robinson 8-13 6-9 23, Mark Hughes 4-5 0-1 8, Sean Higgins 3-6 1-1 7, Demetrius Calip 3-5 3-3 9, **Totals: 37-67 12-16 92**

Halftime - Xavier 45, Michigan 42, Fouled Out - None, Rebounds - Xavier 30 (Strong 10, Hill 6), Michigan 33 (Hughes 10, Mills 6), Assists - Xavier 21 (Walker 9, Kimbrough 6), Michigan 18 (Robinson 8, Mills 5), Turnovers - Xavier 19, Michigan 17, 3-Point FG - Xavier 3-9 (Kimbrough 2-4, Davenport 0-4, Walker 1-1), Michigan 6-12 (Rice 5-9, Robinson 1-2, Higgins 0-1), Total Fouls - Xavier 19, Michigan 21, Technical Fouls - None, A - 12,349

Game 8: Xavier (#6 seed) vs. Kansas State (#11 seed), 1990 NCAA Midwest Regional First Round, Friday, March 16 at Indiana Hoosier Dome (Indianapolis, Ind.)

Kansas State (79) - Aska Jones 6-13 0-2 13, Lance Simmons 2-5 0-0 4, Tony Massop 1-5 0-0 2, Steve Henson 11-19 7-7 35, Jean Derouillere 4-13 4-7 12, Jeff Wires 0-0 0-0 0, Jeff Malham 0-0 0-0 0, Keith Amerson 1-1 0-0 2, Nick Weigal 0-0 0-0 0, Patrick Sams 0-0 0-0 0, Reggie Britt 2-3 0-0 4, Billy Ray Smith 0-1 3-4 3, Wylie Howard 0-1 0-0 0, John Rettiger 1-2 2-4 4, **Totals: 28-63 16-24 79**

Xavier (87) - Maurice Brantley 2-3 4-4 8, Tyrone Hill 6-12 17-18 29, Derek Strong 4-10 9-11 17, Jamal Walker 5-11 0-1 11, Jamie Gladden 5-9 2-2 12, Michael Davenport 1-4 5-7 8, Aaron Williams 1-2 0-0 2, **Totals: 24-51 37-43 87**

Halftime - Xavier 42, Kansas State 32, Fouled Out - Simmons, Rettiger, Rebounds - Kansas State 27 (Massop 6, Derouillere 5), Xavier 40 (Hill 14, Strong 11), Assists - Kansas State 9 (Derouillere 5, Henson 2), Xavier 10 (Walker 6, Gladden 1, Brantley 1, Strong 1, Davenport 1), Turnovers - Kansas State 6, Xavier 10, 3-Point FG - Kansas State 7-14 (Jones 1-1, Henson 6-11, Derouillere 0-1, Howard 0-1), Xavier 2-6 (Walker 1-3, Gladden 0-1, Davenport 1-2), Total Fouls - Kansas State



Derek Strong helped lead Xavier over Kansas State in the 1990 NCAA first round and Georgetown in the second round to reach XU's first-ever Sweet 16.

31, Xavier 19, Technical Fouls - None, A - 39,417

Game 9: Xavier (#6 seed) vs. Georgetown (#3 seed), 1990 NCAA Midwest Regional Second Round, Sunday, March 18 at Indiana Hoosier Dome (Indianapolis, Ind.)

Xavier (74) - Maurice Brantley 3-4 0-1 7, Tyrone Hill 5-9 3-3 13, Derek Strong 5-12 9-10 19, Jamal Walker 4-13 7-8 15, Jamie Gladden 6-10 1-2 13, Michael Davenport 2-6 0-0 5, Colin Parker 0-0 0-0 0, Dwayne Wilson 0-0 0-0 0, Aaron Williams 1-3 0-1 2, **Totals: 26-57 20-25 74**

Georgetown (71) - Anthony Allen 0-2 0-0 0, Alonzo Mourning 5-8 5-7 15, Dikembe Mutombo 4-7 1-3 9, Dwayne Bryant 3-9 0-0 6, Mark Tillmon 6-17 3-4 16, David Edwards 7-13 1-5 19, Michael Tate 1-2 0-0 2, Antoine Stoudamire 0-3 0-0 0, Sam Jefferson 2-4 0-1 4, **Totals: 28-65 10-20 71**

Halftime - Xavier 42, Georgetown 26, Fouled Out - Hill, Mourning, Rebounds - Xavier 40 (Strong 12, Hill 8), Georgetown 38 (Mutombo 12, Mourning 10), Assists - Xavier 15 (Walker 9, Davenport 2), Georgetown 10 (Bryant 3, Edwards 2, Stoudamire 2), Turnovers - Xavier 20, Georgetown 14, 3-Point FG - Xavier 2-10 (Brantley 1-1, Walker 0-4, Gladden 0-1, Davenport 1-4), Georgetown 5-19 (Bryant 0-3, Tillmon 1-5, Edwards 4-8, Stoudamire 0-3), Total Fouls - Xavier 21, Georgetown 18, Technical Fouls - Bryant (GU), A - 37,842

Game 10: Xavier (#6 seed) vs. Texas (#10 seed), 1990 Midwest Regional Semifinal, Thursday, March 22, 1990 at Reunion Arena (Dallas, Texas)

Texas (102) - Lance Blanks 9-21 10-11 28, Locksley Collie 3-8 3-6 9, Guillermo Myers 1-2 1-2 3, Joey Wright 9-12 6-8 26, Travis Mays 9-21 11-12 32, Hank Dudek 2-3 0-0 4, Benford Williams 0-1 0-0 0, Courtney Jeans 0-0 0-0 0, George Muller 0-0 0-0 0, Gerrald Houston 0-0 0-0 0, Winn Shepard 0-0 0-0 0, **Totals: 33-68 31-39 102**

Xavier (89) - Maurice Brantley 5-6 2-3 12, Tyrone Hill 8-14 6-9 22, Derek Strong 11-17 5-5 27, Jamal Walker 6-14 2-2 14, Jamie Gladden 2-7 0-2 4, Aaron Williams 1-1 2-3 4, Michael Davenport 1-7 0-0 2, Colin Parker 1-2 0-0 2, Bob Koester 0-0 0-0 0, Jerry Butler 1-1 0-0 2, Dwayne Wilson 0-0 0-0 0, Mark Poynter 0-0 0-0 0, Dave Minor 0-0 0-0 0, **Totals: 36-69 17-24 89**

Halftime - Xavier 53, Texas 41, Fouled Out - Blanks, Strong, Rebounds - Texas 38 (Collie 16, Myers 7), Xavier 37 (Hill 15, Strong 14), Assists - Texas 8 (Blanks, Wright 3), Xavier 14 (Hill 5, Strong 4), Turnovers - Texas 10, Xavier 16, 3-Point FG - Texas 5-18 (Blanks 0-7, Wright 2-2, Mays 3-9), Xavier 0-9 (Hill 0-1, Walker 0-2, Davenport 0-5, Parker 0-1), Total Fouls - Texas 23, Xavier 28, Technical Fouls - None, A - 16,413

Game 11: Xavier (#14 seed) vs. Nebraska (#3 seed), 1991 NCAA Midwest Regional First Round, Thursday, March 14, 1991 at the Hubert H. Humphrey Metrodome (Minneapolis, Minn.)

Xavier (89) - Michael Davenport 5-13 4-4 17, Aaron Williams 0-1 4-4 4, Brian Grant 3-6 9-12 15, Jamal Walker, 5-9 7-11 18, Jamie Gladden 9-15 0-0 20, Maurice Brantley 2-3 2-4 6, Dwayne Wilson 2-2 1-2 5, Erik Edwards 1-1 0-0 2, Colin Parker 0-0 2-3 2, **Totals: 27-50 29-40 89**

Nebraska (84) - Tony Farmer 5-9 5-8 15, Beau Reid 2-12 2-4 6, Rich King 11-17 2-7 25, Keith Moody 1-3 0-0 2, Clifford Scales 4-5 3-4 12, Carl Hayes 7-12 1-3 15, Dapreis Owens 0-1 0-0 0, Eric Piatowski 3-10 1-1 9, **Totals: 33-69 14-27 84**

Halftime - Xavier 45, Nebraska 42; Fouled Out - Williams (XU), Farmer (UN); Rebounds - Xavier 30 (Grant 10, J.Walker 3, Gladden 3), Nebraska 41 (King 12, Reid 7); Assists - Xavier 14 (J.Walker 8, Gladden 3), Nebraska 17 (King 4, Moody 3, Scales 3); Turnovers - Xavier 15, Nebraska 18; 3-Pt FG - Xavier 6-14 (Davenport 3-8, J.Walker 1-2, Gladden 2-3, Brantley 0-1), Nebraska 4-13 (Farmer 0-1, Reid 0-3, King 1-1, Scales 1-2, Piatowski 2-6); Total Fouls - Xavier 22, Nebraska 25; Technical Fouls - None; A - 25,348

Game 12: Xavier (#14 seed) vs. Connecticut (#11 seed), 1991 Midwest Regional Second Round, Saturday, March 16, 1991 at the Hubert H. Humphrey Metrodome (Minneapolis, Minn.)

Xavier (50) - Maurice Brantley 3-8 0-1 6, Michael Davenport 3-13 0-0 8, Erik Edwards 1-1 0-0 2, Jamie Gladden 3-11 0-1 7, Brian Grant 5-10 6-7 16, Colin Parker 2-7 0-0 5, Mark Poynter 1-1 0-0 2, Jamal Walker 0-3 0-0 0, Tyrice Walker 1-2 0-0 2, Aaron Williams 0-1 0-0 0, Eric Knop 0-0 0-0 0, DeWaan Rose 1-1 0-0 2, Dwayne Wilson 0-0 0-2 0, Walt Winston 0-0 0-0 0, **Totals: 20-58 6-11 50**

Connecticut (66) - Scott Burrell 3-6 2-3 9, Toraino Walker 1-4 0-2 2, Rod Sellers 5-6 8-11 18, Steve Pikiell 1-1 0-2 3, Chris Smith 7-14, 5-6 20, John Gwynn 4-12 0-0 8, Dan Cyrulik 0-2 0-0 0, Lyman DePriest 3-4 0-0 6, Shawn Ellison 0-0 0-0 0, Gilad Katz 0-1 0-0 0, Marc Suhr 0-0 0-0 0, Oliver Macklin 0-0 0-0 0, **Totals: 24-50 15-24 66**

Halftime - Connecticut 36, Xavier 24; Fouled Out - Brantley (XU); Rebounds - Xavier 37 (Grant 12, Brantley 5), Connecticut 34 (Burrell 8, Sellers 7); Assists - Xavier 11 (Brantley 4, Davenport 3), Connecticut 10 (Smith 3, Burrell 2, Walker 2); Turnovers - Xavier 21, Connecticut 16; 3-Pt FG - Xavier 4-18 (Brantley 0-1, Davenport 2-9, Gladden 1-6, Parker 1-2), Connecticut 3-11 (Burrell 1-4, S.Pikiell 1-2, Smith 1-3, Gwynn 0-1, Katz 0-1); Total Fouls - Xavier 19, Connecticut 13, Technical Fouls - None, A - 28,114

Game 13: Xavier (#9 seed) vs. New Orleans (#8 seed), 1993 NCAA Midwest Regional First Round, Friday, March 19, 1993 at Hoosier Dome (Indianapolis, Ind.)

Xavier (73) - Michael Hawkins 0-3 5-6 5, Aaron Williams 9-13 2-2 20, Brian Grant 8-11 4-5 20, Steve Gentry 1-6 2-2 4, Jamie Gladden 4-13 7-10 17, Mark Poynter 0-0 0-0 0, Eric Knop 0-1 0-0 0, Chris Mack 0-0 0-0 0, Tyrice Walker 1-4 3-3 5, DeWaan Rose 0-0 0-0 0, Erik Edwards 0-0 0-0 0, Dwayne Wilson 0-0 0-0 0, Larry Sykes 1-3 0-0 2, **Totals: 24-54 23-28 73**



Brian Grant was a key part of NCAA Tournament wins over New Orleans (seen here) in 1993 and Nebraska in 1991.

New Orleans (55) - Reggie Garrett 6-14 0-0 12, Melvin Simon 3-9 2-4 8, Ervin Johnson 7-11 7-8 21, Reni Mason 1-8 0-0 2, Gerald Williams 3-14 1-2 7, Tony Madison 1-11 0-0 3, Eric Matthews 0-2 0-0 0, Darren Laiche 0-0 0-0 0, Michael McDonald 1-1 0-0 2, Fred Hill 0-0 0-0 0, **Totals: 22-70 10-14 55**

Halftime - Xavier 32, New Orleans 32, Fouled Out - Williams (UNO), Rebounds - Xavier 43 (Grant 10, Williams 7, Hawkins 7), New Orleans 38 (Johnson 10, Simon 9), Assists - Xavier 11 (Hawkins 5, Gentry 3), New Orleans 10 (Mason 5, Simon 2), Turnovers - Xavier 14, New Orleans 11, 3-Point FG - Xavier 2-9 (Hawkins 0-2, Gentry 0-2, Gladden 2-5), New Orleans 1-14 (Garrett 0-1, Mason 0-1, Williams 0-2, Madison 1-9, Matthews 0-1), Total Fouls - Xavier 15, New Orleans 25, Technical Fouls - None, A - 38,387

Game 14: Xavier (#9 seed) vs. Indiana (#1 seed), 1993 NCAA Midwest Regional Second Round, Sunday, March 21, 1993 at Hoosier Dome (Indianapolis, Ind.)

Xavier (70) - Michael Hawkins 6-12 0-0 16, Aaron Williams 6-13 5-8 17, Brian Grant 5-13 1-2 11, Steve Gentry 1-5 0-0 2, Jamie Gladden 6-16 3-4 18, Mark Poynter 1-1 0-0 2, Chris Mack 0-0 0-0 0, Tyrice Walker 2-4 0-0 4, Erik Edwards 0-0 0-0 0, Larry Sykes 0-0 0-0 0, **Totals: 27-64 9-14 70**

Indiana (73) - Brian Evans 0-2 0-0 0, Calbert Cheaney 8-17 7-9 23, Matt Nover 3-5 0-0 6, Greg Graham 7-9 3-3 19, Damon Bailey 2-8 7-10 11, Chris Reynolds 1-3 0-3 2, Todd Leary 1-3 0-0 2, Pat Graham 4-5 1-1 10, Alan Henderson 0-2 0-0 0, **Totals: 26-54 18-26 73**

Halftime - Xavier 31, Indiana 35, Fouled Out - Gentry, Rebounds - Xavier 39 (Grant 16, Williams 10), Indiana 32 (Che-

aney 8, Nover 8), Assists - Xavier 11 (Gladden 3, Hawkins 2, Williams 2, Grant 2, Gentry 2), Indiana 14 (Reynolds 4, G. Graham 3, Bailey 3, Turnovers - Xavier 9, Indiana 7, 3-Point FG - Xavier 7-17 (Hawkins 4-8, Gladden 3-9), Indiana 3-10 (Evans 0-1, Cheaney 0-1, G. Graham 2-3, Bailey 0-2, Leary 0-2, P. Graham 1-1), Total Fouls - Xavier 23, Indiana 13, Technical Fouls - None, A - 37,411

Game 15 : Xavier (#11 seed) vs. Georgetown (#6 seed), 1995 NCAA Southeast Regional First Round, Friday, March 17, 1995 at Tallahassee/Leon Co. Civic Center (Tallahassee, Fla.)

Xavier (63) - T.J. Johnson 1-3 4-9 6, Tyson Brit 1-7 3-3 5, Larry Sykes 2-8 1-2 5, Michael Hawkins 5-14 8-10 20, Jeff Massey 9-19 1-4 21, Andre Smith 3-3 0-0 6, Sherwin Anderson 0-0 0-0 0, Ken Harvey 0-0 0-0 0, Mark Smydra 0-0 0-0 0, **Totals: 21-54 17-28 63**

Georgetown (68) - Jerome Williams 6-12 1-3 13, Don Reid 2-3 0-0 4, Othella Harrington 7-9 1-2 15, Allen Iverson 6-16 2-6 16, John Jacques 1-6 2-2 4, Eric Myles 4-6 0-0 12, Irvin Church 1-2 0-0 2, Boubacar Aw 0-2 0-0 0, Jerry Nichols 0-2 0-0 0, Kevin Millen 1-2 0-0 2, Jahidi White 0-0 0-0 0, **Totals: 28-60 6-13 68**

Halftime - Xavier 36, Georgetown 39, Fouled Out - Reid, Harrington, Rebounds - Xavier 35 (Sykes 12, Johnson 10), Georgetown 36 (Williams 13, Harrington 11), Assists - Xavier 8 (Hawkins 4, Massey 2), Georgetown 8 (Iverson 2, Jacques 2, Myles 2), Turnovers - Xavier 14, Georgetown 16, 3-Point FG - Xavier 4-20 (Brit 0-1, Hawkins 2-9, Massey 2-10), Georgetown 6-20 (Williams 0-1, Iverson 2-7, Jacques 0-3, Myles 4-6, Church 0-1, Nichols 0-1, Millen 0-1), Total Fouls - Xavier 17, Georgetown 23, Technical Fouls - None, A - 7,875

Game 16: Xavier (#7 seed) vs. Vanderbilt (#10 seed), 1997 Midwest Regional First Round, Thursday, March 13 at The Palace of Auburn Hills (Auburn Hills, Mich.)

Vanderbilt (68) - Billy DiSpaltro 2-4 1-2 5, Pax Whitehead 2-11 4-6 8, Austin Bates 9-16 3-6 21, Howard Pride 0-1 1-2 1, Drew Maddux 6-15 0-0 16, James Strong 0-0 0-0 0, Atiba Prater 4-5 0-1 11, Dan Langhi 2-3 1-2 6, **Totals: 25-55 10-19 68**

Xavier (80) - T.J. Johnson 2-5 0-1 4, Darnell Williams 6-15 4-5 16, Torraye Braggs 4-9 1-2 9, Lenny Brown 6-12 0-0 13, Gary Lumpkin 6-13 2-2 16, Sherwin Anderson 0-0 0-0 0, James Posey 7-10 8-8 22, **Totals: 31-64 15-18 80**

Halftime - Vanderbilt 33, Xavier 38, Fouled Out - DiSpaltro, Braggs, Rebounds - Vanderbilt 32 (Bates 7, Whitehead 6), Xavier 38 (Johnson 9, Posey 8), Assists - Vanderbilt 13 (Prater 6), Xavier 17 (Williams 5, Johnson 4), Turnovers - Vanderbilt 21, Xavier 16, 3-Point FG - Vanderbilt 8-21 (Whitehead 0-5, Pride 0-1, Maddux 4-11, Prater 3-3, Langhi 1-1), Xavier 3-13 (Williams 0-1, Brown 1-4, Lumpkin 2-6, Posey 0-2), Total Fouls - Vanderbilt 18, Xavier 18, Technical Fouls - None, A - 21, 020

Game 17: Xavier (#7 seed) vs. UCLA (#2 seed), 1997 Midwest Regional Second Round, Saturday, March 15 at The Palace of Auburn Hills (Auburn Hills, Mich.)

Xavier (83) - T.J. Johnson 1-4 5-5 7, Darnell Williams 7-16 2-2 16, Torraye Braggs 4-6 7-8 15, Lenny Brown 5-17 3-3 15, Gary Lumpkin 2-12 0-0 5, Pat Kelsey 0-0 0-0 0, Nate Turner 0-0 1-2 1, Sherwin Anderson 2-3 1-2 5, Ken Harvey 1-1 0-0 2, Leo Murray 0-0 0-0 0, Terrance Payne 1-3 1-3 3, Jim Kromer 0-0 0-0 0, James Posey 7-8 0-0 14, **Totals: 30-70 20-25 83**

UCLA (96) - Charles O'Bannon 10-13 5-7 28, J. R. Henderson 9-12 3-4 22, Jelani McCoy 5-6 0-0 10, Cameron Dollar 1-7 7-9 9, Toby Bailey 2-6 6-6 10, Harold Sylvester 0-0 0-0 0, Brandon Loyd 1-3 4-4 7, Matt Harbour 0-0 0-0 0, Vince McGautha 0-1



Aaron Williams was a big part of three NCAA Tournament teams, including the one that almost beat No. 1 seed IU in 1993 in Indianapolis.

0-0 0, Bob Myers 0-0 0-0 0, Sean Farnham 0-0 0-0 0, Dave Parker 0-0 0-0 0, Kris Johnson 4-8 0-0 10, **Totals: 32-56 25-30 96**

Halftime - Xavier 40, UCLA 45, Fouled Out - Braggs, Posey, Rebounds - Xavier 33 (Braggs 10, Posey 6), UCLA 37 (Henderson 9, Dollar 6), Assists - Xavier 8 (Braggs 2, Anderson 2, Posey 2), UCLA 23 (Dollar 8, Bailey 8), Turnovers - Xavier 16, UCLA 21, 3-Point FG - Xavier 3-21 (Williams 0-3, Brown 2-8, Lumpkin 1-9, Anderson 0-1), UCLA 7-14 (O'Bannon 3-4, Henderson 1-1, Dollar 0-1, Bailey 0-1, Loyd 1-3, Johnson 2-4), Total Fouls - Xavier 24, UCLA 22, Technical Fouls - Johnson (XU), Johnson(UCLA), Posey (XU), A - 21,020

Game 18: Xavier (#6 seed) vs. Washington (#11 seed), 1998 NCAA Tournament East Regional First Round, Thursday, March 12 at the MCI Center (Washington, D.C.)

Washington (69) - Deon Luton 7-17 0-3 17, Thalo Green 3-6 1-2 7, Todd MacCulloch 8-11 0-2 16, Jan Wooten 1-1 0-0 2, Donald Watts 4-8 9-14 17, Dan Dickau 2-4 0-0 6, Chris Thompson 0-0 0-0 0, Patrick Femerling 0-1 0-0 0, Michael Johnson 0-0 0-0 0, Chris Walcott 2-2 0-0 4, **Totals: 27-50 10-21 69**


Xavier (68) - T.J. Johnson 0-4 0-0 0, Darnell Williams 6-11 5-7 17, Torraye Braggs 5-10 2-2 12, Lenny Brown 4-11 2-2 10, Gary Lumpkin 3-11 4-5 12, Maurice McAfee 0-3 0-0 0, Terrance Payne 0-2 0-0 0, James Posey 5-9 7-8 17, **Totals: 23-61 20-24 68**

Halftime - Washington 38, Xavier 30, Fouled Out - Braggs, Brown, Rebounds - Washington 37 (MacCulloch 8, Wooten 6), Xavier 34 (Braggs 10, Posey 8), Assists - Washington 12 (Green 4, Luton 2, Watts 2, Femerling 2), Xavier 15 (Lumpkin 6, Brown 4), Turnovers - Washington 26, Xavier 17, 3-Point

FG - Washington 5-11 (Luton 3-6, Watts 0-2, Dickau 2-3), Xavier 2-15 (Williams 0-4, Brown 0-3, Lumpkin 2-6, McAfee 0-1, Posey 0-1), Totals Fouls - Washington 20, Xavier 22, Technical Fouls - None, A - 19,288

Game 19: Xavier (#11 seed) vs. Notre Dame (#6 seed), 2001 NCAA Tournament Midwest Regional First Round, Friday, March 16 at Kemper Arena (Kansas City, Mo.)

Xavier (71) - Kevin Frey 3-8 0-0 6, David West 8-14 3-4 19, Lloyd Price 5-9 3-6 13, Romain Sato 2-8 0-2 6, Maurice McAfee 4-11 1-1 9, Lionel Chalmers 5-14 3-4 14, Dave Young 1-6 0-0 2, Brandon McIntosh 0-0 0-0 0, Alvin Brown 0-0 0-0 0, Marcus Mason 0-0 0-0 0, Reggie Butler 1-2 0-0 2, **Totals: 29-72 10-17 71**



Torrye Braggs played a key role on two NCAA Tournament teams in two seasons as a Musketeer.

Notre Dame (83) - Troy Murphy 6-17 6-6 19, Ryan Humphrey 6-8 3-8 15, David Graves 7-7 4-6 20, Matt Carroll 9-11 1-2 21, Martin Ingelsby 2-3 2-2 6, Torrian Jones 0-2 0-0 0, Harold Swanagan 1-1 0-0 2, **Totals: 31-49 16-24 83**

Halftime - Xavier 26, Notre Dame 40, Fouled Out - Young (XU), Rebounds - Xavier 37 (West 8, Sato 8), Notre Dame 31 (Murphy 8, Humphrey 6, Carroll 6), Assists - Xavier 8 (McAfee 3, five others 1), Notre Dame 19 (Ingelsby 9, Murphy 3, Humphrey 3), Turnovers - Xavier 14, Notre Dame 17, 3-Point FG - Xavier 3-20 (Frey 0-1, Price 0-1, Sato 2-7, McAfee 0-3, Chalmers 1-6, Young 0-2), Notre Dame 5-12 (Murphy 1-5, Graves 2-2, Carroll 2-3, Ingelsby 0-1, Jones 0-1), Total Fouls - Xavier 23, Notre Dame 16, Technical Fouls - Murphy (ND), A - 14,750

Game 20: Xavier (#7 seed) vs. Hawaii (#10 seed), 2002 NCAA Tournament West Regional First Round, Friday, March 15 at American Airlines Center (Dallas, Texas)

Hawaii (58) - Phil Martin 5-12 1-2 11, Carl English 4-15 0-1 9, Haim Shimonovich 0-3 0-0 0, Predrag Savovic 10-21 2-2 26, Mark Campbell 1-1 1-1 3, Mike McIntyre 3-7 0-0 9, Lance Takaki 0-0 0-0 0, Mindaugas Burneika 0-5 0-0 0, Ryne Holliday

0-0 0-0 0, Paul Jesniskis 0-0 0-0 0, Nkeruwem Akpan 0-0 0-0 0, **Totals: 23-64 4-6 58**

Xavier (70) - Kevin Frey 3-8 4-4 10, Dave Young 1-3 0-0 2, David West 4-10 5-6 13, Lionel Chalmers 4-13 7-8 15, Romain Sato 6-13 3-4 18, Jaison Williams 0-0 0-0 0, Anthony Coleman 0-0 0-0 0, Alvin Brown 4-4 2-2 10, Keith Jackson 1-3 0-0 2, **Totals: 23-54 21-24 70**

Halftime - Hawaii 40, Xavier 33, Fouled Out - Shimonovich (UH), Rebounds - Hawaii 35 (Martin 9, English 9), Xavier 40 (West 11, Sato 10), Assists - Hawaii 10 (Savovic 3, Burneika 3), Xavier 8 (Chalmers 6, Sato 1, Coleman 1), Turnovers - Hawaii 16, Xavier 14, 3-Point FG - Hawaii 8-24 (English 1-5, Savovic 4-9, McIntyre 3-7, Burneika 0-3), Xavier 3-15 (Frey 0-2, West 0-1, Chalmers 0-4, Sato 3-8), Total Fouls - Hawaii 21, Xavier 13, Technical Fouls - None, A - 19,951

Game 21: Xavier (#7 seed) vs. Oklahoma (#2 seed), 2002 NCAA Tournament West Regional Second Round, Sunday, March 17 at American Airlines Center (Dallas, Texas)

Xavier (65) - Kevin Frey 1-1 0-1 2, Dave Young 0-1 2-2 2, David West 7-14 3-6 18, Lionel Chalmers 1-12 4-4 6, Romain Sato 9-17 5-8 28, Jaison Williams 1-2 0-0 3, Anthony Coleman 1-2 0-0 2, Alvin Brown 1-2 1-2 4, Keith Jackson 0-1 0-0 0, **Totals: 21-52 15-23 65**

Oklahoma (78) - Ebi Ere 7-14 4-4 20, Aaron McGhee 8-16 8-9 25, Jabahri Brown 2-3 0-0 4, Quannas White 2-5 4-5 9, Hollis Price 4-10 4-4 12, Jason Detrick 0-3 3-4 3, Daryan Selvy 2-5 1-2 5, **Totals: 25-56 24-28 78**

Halftime - Xavier 36, Oklahoma 40, Fouled Out - None, Rebounds - Xavier 38 (West 8, Sato 8), Oklahoma 31 (Selvy 9, Ere 7), Assists - Xavier 11 (West 3, Sato 3), Oklahoma 12 (White 6, Price 3), Turnovers - Xavier 17, Oklahoma 6, 3-Point FG - Xavier 8-19 (West 1-3, Chalmers 0-3, Sato 5-10, Williams 1-1, Coleman 0-1, Brown 1-1), Oklahoma 4-12 (Ere 2-5, McGhee 1-3, White 1-1, Price 0-1, Detrick 0-2), Total Fouls - Xavier 19, Oklahoma 19, Technical Fouls - None, A - 19,951

Game 22: Xavier (#3 seed) vs. Troy State (#14 seed), 2003 NCAA Tournament South Regional First Round, Friday, March 21 at Gaylord Entertainment Center (Nashville, Tenn.)

Troy State (59) - Marcus Milhouse 3-6 0-0 9, Lacedrick Pettway 0-2 0-0 0, Rob Lewin 4-10 0-2 8, Greg Davis 8-20 0-0 20, Ben Fletcher 2-10 0-0 5, Eddie Baker 2-5 0-0 4, Herbert Evans 1-5 1-2 4, Jacob Hazouri 0-0 0-0 0, Lovelle Craig 1-3 1-2 3, Kendrick Johnson 2-4 0-0 6, **Totals: 23-65 2-6 59**

Xavier (71) - Dedrick Finn 0-5 2-4 2, David West 5-9 2-2 12, Anthony Myles 2-10 3-4 7, Lionel Chalmers 6-13 3-4 20, Romain Sato 7-18 3-4 18, Keith Jackson 4-7 0-0 8, Will Caudle 2-2 0-0 4, **Totals: 26-64 13-18 71**

Halftime - Troy State 22, Xavier 37, Fouled Out - None, Rebounds - Troy State 33 (Lewin 9, Fletcher 6), Xavier 47 (Myles 11, Sato 11), Assists - Troy State 13 (Davis 4, Evans 4), Xavier 19 (Chalmers 7, Sato 7), Turnovers - Troy State 9, Xavier 10, 3-Point FG - Troy State 11-29 (3-6, Pettway 0-2, Lewin 0-1, Davis 4-9, Fletcher 1-6, Baker 0-2, Evans 1-1, Johnson 2-2), Xavier 6-20 (Finn 0-3, Chalmers 5-9, Sato 1-8), Total Fouls - Troy State 19, Xavier 11, Technical Fouls - None, A - 17,484

Game 23: Xavier (#3 seed) vs. Maryland (#6 seed), 2003 NCAA Tournament South Regional Second Round, Sunday, March 23 at Gaylord Entertainment Center (Nashville, Tenn.)

Maryland (77) - Nik Caner-Medley 3-5 0-0 6, Tahj Holden 1-8 3-4 5, Ryan Randle 8-12 1-1 17, Drew Nicholas 6-16 3-4 17,



David West, 2003 National Player of the Year, led number three seed Xavier in the 2003 NCAA Tournament.

Steve Blake 3-7 2-2 9, Jamar Smith 6-6 0-0 12, Andre Collins 0-0 0-0 0, Travis Garrison 2-3 1-2 5, Calvin McCall 0-0 0-0 0, John Gilchrist 1-1 4-4 6, **Totals: 30-58 14-17 77**

Xavier (64) - Romain Sato 4-14 6-8 17, David West 6-17 10-14 22, Anthony Myles 4-9 0-0 8, Lionel Chalmers 4-9 1-2 12, Dedrick Finn 2-4 0-0 5, Keith Jackson 0-2 0-0 0, Will Caudle 0-2 0-0 0, **Totals: 20-57 17-24 64**

Halftime - Maryland 45, Xavier 28, Fouled Out - None, Rebounds - Maryland 39 (Nicholas 8, Blake 7), Xavier 28 (West 9, Chalmers 4), Assists - Maryland 19 (Blake 9, Nicholas 5), Xavier 12 (Finn 5, Sato 3, West 3), Turnovers - Maryland 8, Xavier 7, 3-Point FG - Maryland 3-13 (Caner-Medley 0-1, Holden 0-3, Nicholas 2-5, Blake 1-4), Xavier 7-18 (Sato 3-8, Chalmers 3-7, Finn 1-3), Total Fouls - Maryland 21, Xavier 16, Technical Fouls - None, A - 17,484

Game 24: Xavier (#7 seed) vs. Louisville (#10 seed), 2004 NCAA Tournament Atlanta Regional First Round, Friday, March 19 at TD Waterhouse Centre (Orlando, Fla.)

Louisville (70) - Kendall Dartez 0-3 2-2 2, Taquan Dean 6-12 1-1 19, Alhaji Mohammed 1-6 0-0 2, Luke Whitehead 6-14 2-2 15, Francisco Garcia 5-11 5-7 15, Brandon Jenkins 1-1 0-1 3, Grad Gianiny 0-0 0-0 0, Nate Daniels 1-5 0-0 3, Larry O'Bannon 2-6 0-0 5, Otis George 3-5 0-0 6, **Totals: 25-63 10-13 70**

Xavier (80) - Lionel Chalmers 8-13 7-9 25, Justin Cage 0-0 0-0 0, Romain Sato 5-11 9-10 24, Justin Doellman 0-3 2-2 2, Anthony Myles 7-14 1-1 15, Dedrick Finn 2-3 5-5 11, Brandon Cole 1-2 1-2 3, **Totals: 23-46 25-29 80.**

Halftime - Louisville 42, Xavier 31, Fouled Out - Dean (UL), Garcia (UL), Rebounds - Louisville 26 (George 6, Mohammed 4, Whitehead 4), Xavier 39 (Myles 11, Sato 8), Assists - Louisville 18 (Garcia 7, O'Bannon 4), Xavier 15 (Chalmers 6, Finn 6), Turnovers - Louisville 10, Xavier 15, 3-Point FG - Louisville 10-32 (Dartez 0-1, Dean 6-11, Mohammed 0-3, Whitehead 1-3, Garcia 0-4, Jenkins 1-1, Daniels 1-4, O'Bannon 1-5), Xavier 9-18 (Chalmers 2-6, Sato 5-8, Doellman 0-2, Finn 2-2), Total Fouls - Louisville 23, Xavier 13, Technical Fouls - Xavier bench, A - 15,961

Game 25: Xavier (#7 seed) vs. Mississippi State (#2 seed), 2004 NCAA Tournament Atlanta Regional Second Round, Sunday, March 21 at TD Waterhouse Centre (Orlando, Fla.)

Xavier (89) - Justin Cage 1-3 1-1 3, Justin Doellman 5-10 1-1 13, Anthony Myles 3-7 2-4 8, Lionel Chalmers 11-13 5-6 31, Romain Sato 4-10 2-2 12, Dedrick Finn 6-9 5-9 22, Keith Jackson 0-0 0-0 0, Keenan Christiansen 0-0 0-0 0, Brandon Cole 0-3 0-0 0, Will Caudle 0-0 0-0 0, Tom Compton 0-0 0-0 0, **Totals: 30-55 16-23 89**

Mississippi State (74) - Lawrence Roberts 4-11 2-4 11, Shane Power 6-11 1-2 16, Branden Vincent 4-10 3-6 11, Timmy Bowers 6-14 1-2 15, Winsome Fraiser 3-13 3-4 12, Gary Ervin 3-8 3-3 9, Dennis Buse 0-0 0-0 0, Dietric Slater 0-0 0-0 0, Piotr Stelmach 0-2 0-0 0, Marcus Campbell 0-3 0-0 0, **Totals: 26-72 13-21 74**

Halftime - Xavier 34, Mississippi State 33. Fouled Out - Vincent (MS), Rebounds - Xavier 38 (Myles 14, Doellman 8), Mississippi State 40 (Vincent 12, Frazier 9), Assists - Xavier 14 (Finn 3, Doellman 3), Mississippi State 14 (Bowers 5, Ervin 5), Turnovers - Xavier 13, Mississippi State 8, 3-Point FG - Xavier 13-19 (Cage 0-1, Doellman 2-4, Chalmers 4-4, Sato 2-3, Finn 5-7), Mississippi State 9-26 (Roberts 1-2, Power 3-6, Bowers 2-7, Frazier 3-9, Ervin 0-1, Stelmach 0-1), Total Fouls - Xavier 14, Mississippi State 21, Technical Fouls - None, A - 15,640

Game 26: Xavier (#7 seed) vs. Texas (#3 seed), 2004 NCAA Tourn. Atlanta Regional Semifinal, Friday, March 26 at Georgia Dome (Atlanta, Ga.)

Xavier (79) - Justin Cage 2-2 1-1 5, Justin Doellman 4-9 1-1 10, Anthony Myles 4-10 1-5 9, Lionel Chalmers 4-15 4-5 14, Romain Sato 5-13 14-17 27, Dedrick Finn 3-7 3-4 11, Keith Jackson 1-1 0-0 2, Brandon Cole 0-1 1-2 1, **Totals 23-58 25-35 79**

Texas (71) - Brad Buckman 3-6 1-2 7, Jason Klotz 1-10 0-0 2, Brandon Mouton 9-15 1-3 21, Kenton Paulino 1-3 3-4 6, Royal Ivey 2-6 5-6 9, James Thomas 0-1 0-0 0, P.J. Tucker 4-10 2-2 10, Edgar Moreno 0-0 0-0 0, Kenny Taylor 0-1 0-0 0, Syd-mill Harris 2-3 0-0 5, Brian Boddicker 4-7 0-0 11, **Totals 26-62 12-17 71**

Halftime - Xavier 44, Texas 41, Fouled Out - Cage (XU), Mouton (UT), Rebounds - Xavier 39 (Chalmers 7, Myles 7), Texas 35 (Tucker 10, Klotz 8), Assists - Xavier 13 (Chalmers 6, Cole 2), Texas 12 (Ivey 6, Paulino 2), Turnovers - Xavier 7, Texas 8, 3-Point FG - Xavier 8-25 (Doellman 1-3, Chalmers 2-8, Sato 3-9, Finn 2-5), Texas 7-16 (Mouton 2-4, Paulino 1-3, Ivey 0-1, Taylor 0-1, Harris 1-2, Boddicker 3-5), Total Fouls - Xavier 20, Texas 27, Technical Fouls - Texas Bench (2), A - 24,533

Game 27: Xavier (#7 seed) vs. Duke (#1 seed), 2004 NCAA Tournament Atlanta Regional Final, Sunday, March 28 at Georgia Dome (Atlanta, Ga.)

Xavier (63) - Justin Cage 2-4 1-2 5, Justin Doellman 2-9 0-0 5, Anthony Myles 7-11 2-4 16, Lionel Chalmers 6-16 4-4 17, Romain Sato 2-10 6-9 10, Dedrick Finn 2-8 2-2 7, Brandon Cole 1-5 1-2 3, **Totals 22-63 16-23 63**

Duke (66) - Luol Deng 7-13 3-5 19, Shelden Williams 3-5 6-7 12, J.J. Redick 4-14 2-2 13, Daniel Ewing 4-11 2-2 13, Chris Duhon 2-8 2-2 6, Nick Horvath 0-0 0-0 0, Sean Dockery 0-1 0-0 0, Shavlik Randolph 1-2 1-2 3, **Totals 21-54 16-20 66**

Halftime - Xavier 30, Duke 28, Fouled Out - Myles (XU), Randolph (DU), Rebounds - Xavier 40 (Sato 11, Myles 10), Duke 39 (Williams 13, Deng 7, Redick 7), Assists - Xavier 8 (Sato 4, Finn 2), Duke 15 (Duhon 5, Deng 3, Ewing 3), Turnovers - Xavier 10, Duke 11, 3-Point FG - Xavier 3-15 (Doellman 1-3, Chalmers 1-5, Sato 0-3, Finn 1-4), Duke 8-20 (Deng 2-4, Redick 3-9, Ewing 3-6, Duhon 0-1), Total Fouls - Xavier 21, Duke 23, Technical Fouls - None, A - 24, 711



Then-freshman Derrick Brown grabbed 16 rebounds in the 2007 NCAA Tournament First Round win over BYU. The 16 rebounds equals the most by any XU player in an NCAA Tournament game.

Game 28: Xavier (#14 seed) vs. Gonzaga (#3 seed), 2006 NCAA Tournament Oakland Regional First Round, Thursday, March 16 at Jon M. Huntsman Center (Salt Lake City, Utah)
Xavier (75) - Josh Duncan 2-7 6-8 11, Justin Cage 4-6 7-8 16, Justin Doellman 4-11 0-0 10, Johnny Wolf 4-7 0-2 10, Stanley Burrell 6-15 6-6 22, B.J. Raymond 1-4 0-0 2, Brandon Cole 0-1 2-5 2, Will Caudle 0-0 2-4 2, **Totals 21-51 23-33 75**
Gonzaga (79) - Adam Morrison 11-21 9-11 35, Sean Mallon 2-4 0-0 4, J.P. Batista 5-7 8-8 18, P. Altidor-Cespedes 0-1 0-0 0, Derek Raivio 3-7 0-0 7, Jeremy Pargo 0-0 1-2 1, Larry Gurganovic 0-1 0-0 0, Erroll Knight 3-5 0-0 7, David Pendergraft 1-2 2-4 4, Josh Heytvelt 1-2 1-2 3, **Totals 26-50 21-27 79**
Halftime - Xavier 39, Gonzaga 36, Fouled Out - Mallon (GU), Raivio (GU), Rebounds - Xavier 31 (Cole 7, Cage 5, Doellman 5), Gonzaga 33 (Batista 8, Knight 6). Assists - Xavier 14 (Burrell 5, Wolf 3), Gonzaga 11 (Morrison 4, Raivio 2), Turnovers - Xavier 8 (Duncan 3, Cole 2), Gonzaga 10 (Morrison 3, Batista 3), 3-Point FG - Xavier 10-28 (Duncan 1-4, Cage 1-2, Doellman 2-6, Wolf 2-5, Burrell 4-8, Raymond 0-3), Gonzaga 6-12 (Morrison 4-8, Altidor-Cespedes 0-1, Raivio 1-2, Knight 1-1), Total Fouls - Xavier 20, Gonzaga 25, Technical Fouls - None, A - 15, 122

Game 29: Xavier (#9 seed) vs. Brigham Young (#8 seed), 2007 NCAA Tournament San Antonio Regional First Round, Thursday, March 15 at Rupp Arena (Lexington, Ky.)
Xavier (79) - Justin Cage 1-3 6-8 8, Justin Doellman 8-17 4-4 23, Brandon Cole 3-6 2-2 8, Drew Lavender 5-12 5-6 17, Stanley Burrell 0-4 0-2 0, Josh Duncan 1-4 4-4 6, Derrick Brown 3-4 2-3 8, B.J. Raymond 3-5 0-0 9, Johnny Wolf 0-1 0-0 0, **Totals 24-56 23-29 79**
Brigham Young (77) - Keena Young 10-23 4-4 24, Trent Plaisted 3-8 3-5 9, Austin Ainge 4-14 2-2 12, Jimmy Balderson 4-7 1-1 10, Lee Cummond 2-4 0-1 5, Mike Rose 5-7 0-0 15, Vuk Ivanovic 0-0 0-0 0, Sam Burgess 1-2 0-0 2, Ben Murdock 0-0 0-0 0, Jonathan Tavernari 0-2 0-0 0, **Totals 29-67 10-13 77**
Halftime - Xavier 32, BYU 38, Fouled Out - None, Rebounds - Xavier 37 (Brown 16, Cole 7), BYU 36 (Young 10, Plaisted

and Burgess 5), Assists - Xavier 12 (Lavender 5, Burrell 3), BYU 10 (Young 4, Ainge 3), Turnovers - Xavier 10, BYU 10. 3-Point FG - Xavier 8-17 (Raymond 3-4, Doellman 3-6, Lavender 2-3, Burrell 0-2, Duncan 0-2), BYU 9-19 (Rose 5-6, Ainge 2-7, Balderson 1-3, Cummond 1-3), Total Fouls - Xavier 19, BYU 23, Technical Fouls - None, A - 20, 752

Game 30: Xavier (#9 seed) vs. Ohio State (#1 seed), 2007 NCAA Tournament San Antonio Regional Second Round, Saturday, March 17 at Rupp Arena (Lexington, Ky.)
Xavier (71) - Justin Cage 8-8 6-8 25, Justin Doellman 6-13 0-0 13, Brandon Cole 2-6 2-3 6, Drew Lavender 2-13 0-0 5, Stanley Burrell 1-7 1-3 3, Josh Duncan 4-9 0-0 11, Derrick Brown 1-1 2-2 4, B.J. Raymond 1-3 0-0 2, Johnny Wolf 1-1 0-0 2, Jason Love 0-0 0-0 0, **Totals 26-61 11-16 71**
Ohio State (78) - Ivan Harris 0-2 0-0 0, Greg Oden 5-12 4-7 14, Mike Conley 7-15 6-6 21, Ron Lewis 8-13 7-7 27, Jamar Butler 5-10 0-0 13, David Lighty 0-1 0-0 0, Daequan Cook 1-7 0-0 3, Matt Terwilliger 0-1 0-0 0, Othello Hunter 0-2 0-0 0, **Totals 26-63 17-20 78**
Halftime - Xavier 25, OSU 29, End of Regulation - Xavier 62, OSU 62, Fouled Out - Oden (OSU), Rebounds - Xavier 28 (Doellman 7, Cage 6), OSU 45 (Oden 12, Lewis 8), Assists - Xavier 13 (Lavender 8, Doellman and Burrell 2), OSU 10 (Conley 4, Lewis and Butler 2), Turnovers - Xavier 9, OSU 14, 3-Point FG - Xavier 8-23 (Cage 3-3, Duncan 3-6, Doellman 1-5, Lavender 1-6, Burrell 0-1, Raymond 0-2), OSU 9-21 (Lewis 4-5, Butler 3-7, Conley 1-3, Cook 1-4, Harris 0-2), Total Fouls - Xavier 21, OSU 19, Technical Fouls - None, A - 20, 882

Game 31: Xavier (#3 seed) vs. Georgia (#14 seed), 2008 NCAA Tourn. First Round, Thursday, March 20 at Verizon Center (Washington, D.C.)
Georgia (61) - Billy Humphrey 5-9 0-0 12, Albert Jackson 1-6 2-2 4, Dave Bliss 3-4 0-0 6, Sundiata Gaines 6-14 0-0 13, Terrence Woodbury 6-12 1-2 16, Zac Swansy 0-1 0-0 0, Troy Brewer 0-1 0-0 0, Corey Butler 0-2 0-1 0, Jeremy Price 5-7 0-0 10, **Totals 26-56 3-5 61**
Xavier (73) - Josh Duncan 4-9 11-14 20, Derrick Brown 7-9 4-5 19, C.J. Anderson 0-3 6-6 6, Drew Lavender 5-12 2-2 13, Stanley Burrell 0-3 3-4 3, B.J. Raymond 3-9 0-0 8, Dante Jackson 1-1 0-0 3, Jason Love 0-1 1-2 1, **Totals 20-47 27-33 73**
Halftime - Georgia 35, Xavier 26, Fouled Out - Bliss (Georgia), Rebounds - Georgia 31 (Woodbury 7, Jackson 6), Xavier 29 (Brown 11, Duncan 8). Assists - Georgia 10 (Gaines 6, Humphrey 2), Xavier 11 (Burrell 5, Anderson 2, Lavender 2), 3-Point FG - Georgia 6-18 (Woodbury 3-8, Humphrey 2-5, Gaines 1-3, Butler 0-1, Brewer 0-1), Xavier 6-18 (Raymond 2-6, Lavender 1-3, Brown 1-1, Duncan 1-5, Jackson 1-1, Burrell 0-2). Total Fouls - Georgia 22, Xavier 12, Technical Fouls - None, A - 18, 400

Game 32: Xavier (#3 seed) vs. Purdue (#6 seed), 2008 NCAA Tourn. Second Round, Sat., March 22 at Verizon Center (Washington, D.C.)
Purdue (78) - Chris Kramer 3-4 0-0 6, Robbie Hummel 2-10 2-2 7, Keaton Grant 4-7 8-10 19, Nemanja Calasan 1-5 0-2 2, E'Twaun Moore 7-18 0-0 15, Terrance Crump 3-6 5-5 11, Scott Martin 2-6 1-2 6, Marcus Green 3-7 0-0 8, JaJuan Johnson 1-4 2-2 4, **Totals 26-67 18-23 78**
Xavier (85) - Josh Duncan 5-11 4-4 16, Derrick Brown 4-6 0-0 8, C.J. Anderson 6-11 6-8 18, Drew Lavender 4-7 8-8 18, Stanley Burrell 3-6 5-8 11, B.J. Raymond 2-4 1-1 6, Dante Jackson 0-0 0-0 0, Jason Love 3-5 2-4 8, **Totals 27-50 26-33 85**
Halftime - Purdue 32, Xavier 35, Fouled Out - Green (Purdue), Kramer (Purdue), Grant (Purdue), Rebounds - Purdue 37 (Hummel 9, Martin 6), Xavier 34 (An-



Justin Doellman, who scored 23 points in a 2007 NCAA win over BYU, was also a starter on the 2004 Elite Eight team. Doellman will be inducted into Xavier's Athletic Hall of Fame in January, 2020.

der 7, Raymond 6), Assists - Purdue 9 (Martin 2, Green 2, Hummel 2), Xavier 12 (Lavender 9, Brown 1, Anderson 1, Burrell 1), 3-Point FG - Purdue 8-21 (Grant 3-6, Green 2-2, Hummel 1-5, Martin 1-2, Moore 1-4, Calasan 0-1, Crump 0-1), Xavier 5-12 (Duncan 2-5, Lavender 2-3, Raymond 1-3, Brown 0-1). Total Fouls - Purdue 26, Xavier 17, Technical Fouls - None, A - 18, 400

Game 33: Xavier (#3 seed) vs. West Virginia (#7 seed), 2008 NCAA Tournament West Region Semifinal, Thursday, March 27 at US Airways Center (Phoenix, Ariz.)
West Virginia (75) - Da'Sean Butler 7-15 1-1 16, Joe Alexander 8-18 2-4 18, Wellington Smith 3-8 2-4 8, Darris Nichols 1-6 4-4 6, Alex Ruoff 6-11 2-3 14, Cam Thoroughman 0-0 1-2 1, Joe Mazzulla 2-7 6-9 10, Ted Talkington 0-0 0-0 0, Jamie Smalligan 1-1 0-0 2, **Totals 28-66 18-27 75**
Xavier (79) - Josh Duncan 7-15 9-10 26, Derrick Brown 3-4 2-4 9, C.J. Anderson 6-12 0-2 12, Drew Lavender 3-11 0-0 9, Stanley Burrell 3-7 1-2 8, B.J. Raymond 3-5 0-2 8, Dante Jackson 1-1 0-0 3, Jason Love 2-4 0-1 4, **Totals 28-59 12-21 79**
Halftime - WVU 25, Xavier 32, End of Regulation - WVU 64, Xavier 64. Fouled Out - Smith (WVU), Alexander (WVU), Brown (Xavier), Anderson (Xavier), Rebounds - West Virginia 38 (Alexander 10, Butler 7), Xavier 41 (Anderson 10, Love 10), Assists - West Virginia 16 (Mazzulla 5, Nichols 4), Xavier 16 (Lavender 7, Burrell 5), 3-Point FG - West Virginia 1-11 (Butler 1-4, Ruoff 0-2, Mazzulla 0-1, Nichols 0-3, Alexander 0-1), Xavier 11-19 (Lavender 3-6, Duncan 3-4, Raymond 2-4, Jackson 1-1, Burrell 1-2, Brown 1-2), Total Fouls - West Virginia 21, Xavier 25, Technical Fouls - None, A - 18, 103

Game 34: UCLA (#1 seed) vs. Xavier (#3 seed), 2008 NCAA Tournament West Region Final, Saturday March 29, at US Airways Center (Phoenix, Ariz.)
Xavier (57) - Josh Duncan 4-11 2-3 11, Derrick Brown 6-8

1-3 13, C.J. Anderson 4-10 2-2 10, Drew Lavender 2-9 0-0 5, Stanley Burrell 2-6 3-4 8, Adrion Graves 0-1 0-0 0, Charles Bronson 0-0 0-0 0, B.J. Raymond 1-4 0-0 3, Dante Jackson 1-5 0-0 2, Jason Love 1-4 3-4 5, **Totals 21-58 11-16 57**
UCLA (76) - Josh Shipp 1-7 3-3 5, Luc Ri Mbah a Moute 5-9 3-6 13, Kevin Love 7-11 3-4 19, Russell Westbrook 7-11 2-3 17, Darren Collison 7-12 2-2 19, Mustafa Abdul-Hamid 0-0 0-0 0, Alfred Aboya 0-0 0-0 0, James Keefe 0-0 0-0 0, Lorenzo Mata-Real 0-1 0-0 0, Chace Stanback 1-1 0-0 3, Nikola Dragovic 0-0 0-0 0, **Totals 28-52 13-18 76**
Halftime - Xavier 24, UCLA 33, Fouled Out - None, Rebounds - Xavier 28 (Brown 6, Lavender 6), UCLA 37 (Mbah a Moute 13, Love 10). Assists - Xavier 12 (Lavender 6, Burrell 3), UCLA 17 (Collison 5, Love 4). 3-Point FG - Xavier 4-19 (Duncan 1-6, Lavender 1-3, Burrell 1-2, Raymond 1-3, Graves 0-1, Jackson 0-3, Brown 0-1), UCLA 7-15 (Collison 3-3, Love 2-4, Stanback 1-1, Westbrook 1-3, Shipp 0-4), Total Fouls - Xavier 15, UCLA 19, Technical Fouls - None, A - 18, 103

Game 35: Xavier (#4 seed) vs. Portland State (#13 seed), 2009 NCAA Tournament First Round, Friday, March 20 at Taco Bell Arena (Boise, Idaho)
Portland State (59) - Kyle Coston 1-3 1-2 4, Phil Nelson 0-3 0-0 0, Jamie Jones 6-9 4-6 16, Andre Murray 5-9 1-4 14, Jeremiah Dominguez 5-9 1-4 13, Julius Thomas 0-0 0-0 0, Mickey Polis 2-2 0-0 6, Dominic Waters 3-11 0-0 6, Tyrell Mara 0-0 0-0 0, Wendell Wright 0-0 0-0 0, Louis Lee 0-0 0-0 0, **Totals 22-46 7-16 59**
Xavier (77) - Derrick Brown 6-10 1-5 13, C.J. Anderson 6-9 2-3 14, Jason Love 0-1 4-4 4, B.J. Raymond 5-11 0-0 13, Dante Jackson 5-9 0-1 13, Brad Redford 1-2 0-0 3, Stephen Duckett 0-0 0-0 0, Andrew Taylor 0-0 0-0 0, Jamel McLean 2-4 1-1 5, Kenny Frease 2-4 0-0 4, Joe Hughes 0-0 0-0 0, Tu Holloway 2-4 3-4 8, **Totals 29-54 11-18 77**
Halftime - Portland State 35, Xavier 42, Fouled Out - None, Rebounds - Portland State 21 (Jones 5, Nelson 4, Dominguez 4), Xavier 34 (Love 8, Raymond 6, McLean 6), Assists - Portland State 12 (Waters 4, Murray 2, Dominguez 2), Xavier 12 (Jackson 3, Anderson 3), 3-Point FG - Portland State 8-21 (Murray 3-6, Polis 2-2, Dominguez 2-5, Coston 1-2, Nelson 0-2, Waters 0-4), Xavier 8-19 (Raymond 3-7, Jackson 3-7, Redford 1-2, Holloway 1-2, Brown 0-1), Total fouls - Portland State 18, Xavier 17, Technical fouls - None, A - 12, 194

Game 36: Xavier (#4 seed) vs. Wisconsin (#12 seed), 2009 NCAA Tournament Second Round, Sunday, March 22 at Taco Bell Arena (Boise, Idaho)
Wisconsin (49) - Marcus Landry 8-14 2-2 18, Jon Leuer 1-2 1-2 4, Joe Krabbenhoft 0-2 0-0 0, Trevon Hughes 3-16 11-13 17, Jason Bohannon 2-12 0-0 5, Jordan Taylor 0-1 0-0 0, Tim Jarmusz 1-1 0-0 3, Rob Wilson 0-0 0-0 0, Keaton Nankivil 1-8 0-0 2, **Totals 16-56 14-17 49**
Xavier (60) - Derrick Brown 3-10 2-2 10, C.J. Anderson 1-6 3-6 5, Jason Love 0-3 2-2 2, B.J. Raymond 4-11 5-6 15, Dante Jackson 2-5 3-4 8, Brad Redford 0-0 0-0 0, Jamel McLean 3-5 0-0 6, Kenny Frease 3-3 1-4 7, Tu Holloway 2-3 2-2 7, **Totals 18-46 18-26 60**
Halftime - Wisconsin 27, Xavier 25, Fouled Out - Krabbenhoft (Wisconsin), Brown (Xavier), Rebounds - Wisconsin 30 (Landry 10, Hughes 4, Bohannon 4), Xavier 37 (Anderson 8, Jackson 5), Assists - Wisconsin 5 (Taylor 2), Xavier 12 (Anderson 3, Holloway 3, Jackson 3), 3-Point FG - Wisconsin 3-20 (Jarmusz 1-1, Bohannon 1-7, Leuer 1-1, Krabbenhoft 0-1, Nankivil 0-1, Hughes 0-7, Jackson 0-2), Xavier 6-14 (Brown 2-3, Raymond 2-7, Jackson 1-2, Holloway 1-2), Total Fouls - Wisconsin 23, Xavier 20, Technical Fouls - None, A - 12, 184



Justin Cage was a starter on Xavier's 2004 Elite Eight team as a freshman and scored his career-high of 25 points as a senior in the heartbreaking overtime loss to No. 1 seed Ohio State in the 2007 NCAA Tournament Second Round.

Game 37: Xavier (#4 seed) vs. Pittsburgh (#1 seed), 2009 NCAA Tournament East Regional Semifinal, Thursday, March 26 at TD Banknorth Garden, (Boston, Mass.)

Xavier (55) – Derrick Brown 6-15 0-0 14, C.J. Anderson 2-9 2-2 6, Jason Love 0-0 1-2 1, B.J. Raymond 6-19 2-2 15, Dante Jackson 4-7 0-0 9, Brad Redford 1-4 0-0 3, Jamel McLean 1-4 0-0 2, Kenny Frease 1-3 2-2 4, Tu Holloway 0-3 1-2 1, **Totals: 21-64 8-10 55**

Pittsburgh (60) – Tyrell Biggs 0-0 0-0 0, Sam Young 7-16 4-4 19, DeJuan Blair 5-16 0-1 10, LeVance Fields 5-11 2-5 14, Jermaine Dixon 2-9 0-0 4, Gilbert Brown 2-5 2-2 7, Ashton Gibbs 0-3 0-0 0, Brad Wanamaker 1-5 4-7 6, Gary McGhee 0-0 0-0 0, **Totals: 22-65 12-19 60**

Halftime – Xavier 37, Pitt 29, Fouled Out – Jackson (XU), Rebounds – Xavier 44 (Brown 9, Anderson 8), Pitt 44 (Blair 17, Brown 6), Assists – Xavier 9 (Anderson 3, Brown 1), Turnovers – Xavier 10, Pitt 9. 3-Point FG – Xavier 5-23 (Brown 2-6, Raymond 1-8, Jackson 1-3, Redford 1-4, Holloway 0-2), Pitt 4-15 (Fields 2-5, Young 1-2, Dixon 0-3, Brown 1-2, Gibbs 0-2, Wanamaker 0-1), Total Fouls – Xavier 17, Pitt 13, Technical Fouls – None, A – 18,831

Game 38: Minnesota (#11 seed) vs. Xavier (#6 seed), 2010 NCAA Tournament First Round, Friday, March 19 at Bradley Center (Milwaukee, Wisc.)

Minnesota (54) – Damian Johnson 3-7 1-2 7, Ralph Sampson 2-8 0-0 4, Lawrence Westbrook 6-16 4-4 19, Blake Hofferbar 2-7 0-0 6, Devoe Joseph 1-6 2-3 4, Paul Carter 1-6 1-2 4, Bry-

ant Allen 0-0 0-0 0, Devron Bostick 2-5 0-0 5, Justin Cobbs 0-0 0-0 0, Rodney Williams 0-0 0-0 0, Colton Iverson 2-7 1-3 5, **Totals: 19-62 9-14 54**

Xavier (65) – Jamel McLean 3-9 1-3 7, Dante Jackson 2-7 3-4 9, Jason Love 1-9 5-7 7, Tu Holloway 2-10 2-3 6, Jordan Crawford 11-21 1-2 28, Mark Lyons 1-4 0-0 2, Brad Redford 0-0 0-0 0, Andrew Taylor 0-0 0-0 0, Kenny Frease 3-6 0-2 6, **Totals: 23-67 12-19 65**

Halftime – Minnesota 26, Xaver 26, Fouled Out – None, Rebounds – Minnesota 41 (Carter 9, Hofferbar 7), Xavier 50 (McLean 14, Love 8), Assists – Minnesota 14 (Johnson 4, Joseph 4), Xavier 15 (Crawford 5, Holloway 4), 3-Point FG – Minnesota 7-26 (Westbrook 3-8, Hofferbar 2-6, Carter 1-3, Bostick 1-3, Johnson 0-3, Joseph 0-3), Xavier 7-20 (Crawford 5-11, Jackson 2-6, Holloway 0-2, Lyons 0-1), Total Fouls – Minnesota 18, Xavier 16, Technical Fouls – None, A – 17,847

Game 39: Xavier (#6 seed) vs. Pittsburgh (#3 seed), 2010 NCAA Tournament Second Round, Sunday, March 21 at Bradley Center (Milwaukee, Wisc.)

Xavier (71) – Jamel McLean 1-4 0-2 2, Dante Jackson 3-6 0-2 9, Jason Love 5-8 4-5 14, Tu Holloway 4-7 5-5 13, Jordan Crawford 9-15 5-5 27, Mark Lyons 0-3 1-4 1, Brad Redford 2-3 0-0 5, Andrew Taylor 0-0 0-0 0, Kenny Frease 0-4 0-0 0, **Totals: 24-50 15-23 71**

Pittsburgh (68) – Nasir Robinson 4-8 0-1 8, Gary McGhee 0-1 0-0 0, Ashton Gibbs 6-16 3-4 19, Brad Wanamaker 5-13 6-10 16, Jermaine Dixon 1-9 0-0 2, Travon Woodall 2-5 0-0 4, Chase Adams 0-0 0-0 0, Gilbert Brown 5-9 1-1 14, Dante Taylor 2-3 1-2 5, J.J. Richardson 0-0 0-0 0, **Totals: 25-64 11-18 68**

Halftime – Xavier 35, Pittsburgh 28, Fouled Out – Brown (Pittsburgh), Rebounds – Xavier 31 (Love 8, McClean 6, Crawford 6), Pittsburgh 40 (Wanamaker 10, Dixon 5, Woodall 5), Assists – Xavier 9 (Holloway 3, Lyons 2), Pittsburgh 12 (Wanamaker 5, Woodall 5), 3-Point FG – Xavier 8-16 (Crawford 4-7, Jackson 3-6, Redford 1-2, Lyons 0-1), Pittsburgh 7-21 (Gibbs 4-13, Brown 3-4, Robinson 0-1, Wanamaker 0-1, Dixon 0-1, Woodall 0-1), Total Fouls – Xavier 16, Pittsburgh 18, Technical Fouls – None, A – 18,031

Game 40: Xavier (#6 seed) vs. Kansas State (#2 seed), 2010 NCAA Tournament West Regional Semifinal, Thursday March 25 at EnergySolutions Arena (Salt Lake City, Utah)

Xavier (96) – Jamel McLean 0-2 5-6 5, Jason Love 5-13 1-2 11, Dante Jackson 4-7 0-0 11, Tu Holloway 6-14 10-13 26, Jordan Crawford 13-29 3-4 32, Brian Walsh 0-0 0-0 0, Mark Lyons 1-3 0-0 2, Brad Redford 2-4 0-0 6, Kevin Feeney 0-0 0-0 0, Andrew Taylor 0-0 3-4 3, Kenny Frease 0-0 0-0 0, **Totals: 31-72 22-29 96**

Kansas State (101) – Dominique Sutton 2-3 0-1 4, Curtis Kelly 9-17 3-6 21, Luis Colon 1-1 0-3 2, Jacob Pullen 9-20 4-4 28, Denis Clemente 10-24 3-3 25, Jordan Henriquez 0-1 0-0 0, Martavious Irving 0-1 0-0 0, Rodney McCruider 0-1 0-0 0, Chris Merriewether 0-0 3-4 3, Jamar Samuels 4-7 6-8 14, Wally Judge 2-3 0-0 4, **Totals: 37-78 19-29 101**

Halftime – Xavier 32, Kansas State 31, **End of Regulation** – Xavier 72, Kansas State 72, **End of First Overtime** – Xavier 87, Kansas State 87, Fouled Out – McLean (Xavier), Sutton (Kansas State), Judge (Kansas State), Rebounds – Xavier 51 (Love 15, McLean 7), Kansas State 40 (Kelly 8, Clemente 5, Samuels 5), Assists – Xavier 12 (Holloway 6, Jackson 2, Crawford 2, Lyons 2), Kansas State 19 (Clemente 5, Kelly 4), 3-Point FG – Xavier 12-28 (Holloway 4-6, Jackson 3-6, Crawford 3-12, Redford 2-4), Kansas State 8-19 (Pullen 6-12, Clemente 2-6, Samuels 0-1), Total Fouls – Xavier 28, Kansas State 25, Technical Fouls – Lyons (Xavier), Clemente (Kansas State), A -17,254

Game 41: Xavier (#6 seed) vs. Marquette (#11 seed), 2011 NCAA Tournament Second Round, Friday, March 18 at Quicken Loans Arena (Cleveland, Ohio)

Marquette (66) – Erik Williams 2-3 1-1 5, Jimmy Butler 5-8 5-6 15, Chris Otule 0-2 0-0 0, Darius Johnson-Odom 6-11 3-5 19, Dwight Buycks 3-7 1-2 8, Vander Blue 0-1 0-0 0, Junior Cadougan 2-2 1-3 5, Joseph Fulce 0-0 0-0 0, Jamail Jones 0-0 0-0 0, Jae Crowder 4-6 2-2 10, Robert Frozena 0-1 0-0 0, Davante Gardner 2-4 0-0 4, **Totals: 24-45 13-19 66**

Xavier (55) – Jamel McLean 1-6 2-5 4, Kenny Frease 4-6 4-4 12, Mark Lyons 3-9 0-0 6, Dante Jackson 4-11 1-2 10, Tu Holloway 1-8 2-2 5, Jordan Latham 0-0 0-0 0, Jay Canty 0-0 0-0 0, Andrew Taylor 7-8 2-2 16, Jeff Robinson 1-3 0-0 2, Griffin McKenzie 0-0 0-0 0, **Totals: 21-51 11-15 55**

Halftime – Marquette 33, Xavier 20, Fouled Out – Otule (Marquette), Rebounds – Marquette 26 (Crowder 6, Butler 5, Gardner 5), Xavier 30 (McLean 9, Frease 5), Assists – Marquette 13 (Butler 4, Johnson-Odom 2, Buycks 2, Crowder 2), Xavier 11 (Holloway 5, Frease 2, Lyons 2). 3-Point FG – Marquette 5-12 (Johnson-Odom 4-6, Buycks 1-3, Williams 0-1, Crowder 0-2), Xavier 2-13 (Holloway 1-5, Jackson 1-5, Robinson 0-1, Lyons 0-2), Total Fouls – Marquette 18, Xavier 19. Technical Fouls – None, A – 20,164

Game 42: Xavier (#10 Seed) vs. Notre Dame (#7 Seed), 2012 NCAA Tournament Second Round, Friday, March 16 at Greensboro Coliseum (Greensboro, N.C.)

Xavier (67) – Dezmine Wells 3-6 7-11 14, Andre Walker 1-1 6-10 8, Kenny Frease 4-8 2-2 10, Mark Lyons 3-9 0-0 8, Tu Holloway 10-15 3-4 25, Dee Davis 0-0 0-0 0, Brad Redford 0-0 0-0 0, Jeff Robinson 1-5 0-0 2, Travis Taylor 0-0 0-0 0, **Totals: 22-44 18-27 67**

Notre Dame (63) – Pat Connaughton 4-7 0-0 10, Jack Cooley 8-8 2-6 18, Eric Atkins 2-7 1-2 7, Scott Martin 4-9 1-1 11, Gerian Grant 4-13 0-0 11, Alex Dragicevich 1-3 0-0 2, Tom Knight 2-2 0-0 4, Joey Brooks 0-0 0-0 0, **Totals: 25-49 4-9 63**

Halftime – Xavier 31, Notre Dame 33, Fouled Out – Martin (Notre Dame), Rebounds – Xavier 30 (Wells 11, Walker 6), Notre Dame 21 (Cooley 7, Martin 7), Assists – Xavier 11 (Lyons 6, Holloway 2), Notre Dame 19 (Grant 7, Martin 3, Dragicevich 3), 3-Point-FG – Xavier 5-10 (Wells 1-2, Lyons 2-4, Holloway 2-4), Notre Dame 9-21 (Connaughton 2-4, Atkins 2-4, Martin 2-5, Grant 3-6, Dragicevich 0-2), Total Fouls – Xavier 14, Notre Dame 16. Technical Fouls- None, A – 16,523

Game 43: Lehigh (#15 Seed) vs. Xavier (#10 Seed), 2012 NCAA Tournament Third Round, Sunday, March 18 at Greensboro Coliseum (Greensboro, N.C.)

Lehigh (58) – John Adams 2-7 0-0 4, Gabe Knutson 3-5 5-6 11, Jordan Hamilton 0-6 0-0 0, C.J. McCollum 5-22 4-4 14, Mackey McKnight 7-15 3-8 20, Anthony D'Orazio 0-0 0-0 0, Holden Greiner 1-2 0-0 2, Stefan Cvrkalj 0-1 0-0 0, Justin Manneri 1-1 1-2 3, B.J. Bailey 2-5 0-0 4, **Totals: 21-64 13-20 58**

Xavier (70) – Dezmine Wells 0-2 0-0 0, Andre Walker 2-4 1-2 5, Kenny Frease 11-13 3-5 25, Mark Lyons 2-8 2-3 7, Tu Holloway 6-15 5-7 21, Dee Davis 2-3 0-0 6, Brad Redford 0-1 0-0 0, Justin Martin 1-3 0-0 2, Jeff Robinson 0-4 4-4 4, Travis Taylor 0-1 0-0 0, Griffin McKenzie 0-0 0-0 0, **Totals: 24-54 15-21 70**

Halftime – Lehigh 37, Xavier 33, Fouled Out – Knutson (Lehigh), Rebounds – Lehigh 36 (McCollum 8, Knutson 6), Xavier 43 (Frease 12, Robinson 8), Assists – Lehigh 4 (Bailey 2, McCollum 1, McKnight 1), Xavier 8 (Lyons 3, Walker 2, Holloway 2). 3-Point-FG – Lehigh 3-22 (Adams 0-4, Hamilton 0-4, McCollum 0-6, McKnight 3-7, Bailey 0-1), Xavier 7-15 (Wells 0-1, Lyons 1-1, Holloway 4-8, Davis 2-3, Redford 0-1, Martin 0-1), Total Fouls – Lehigh 20, Xavier 15. Technical Fouls- None, A – 18,722

Game 44: Xavier (#10 Seed) vs. Baylor (#3 Seed), 2012 NCAA Tournament Regional Semifinal, Friday, March 23 at Georgia Dome (Atlanta, Ga.)

Xavier (70) – Dezmine Wells 1-6 0-0 2, Andre Walker 0-2 0-0 0, Kenny Frease 7-10 4-5 18, Mark Lyons 5-15 6-9 16, Tu Holloway 6-13 9-10 22, Dee Davis 1-1 0-0 2, Brad Redford 0-0 0-0 0, Justin Martin 2-4 0-0 6, Jeff Robinson 2-4 0-0 4, Travis Taylor 0-1 0-0 0, **Totals: 24-56 19-24 70**

Baylor (75) – Quincy Acy 8-11 4-4 20, Quincy Miller 3-7 0-0 6, Perry Jones III 7-8 0-0 14, Brady Heslip 3-7 4-4 11, Pierre Jackson 5-12 3-10 16, Deuce Bello 0-2 1-2 1, A.J. Walton 1-4 0-0 2, Cory Jefferson 0-1 0-0 0, Anthony Jones 2-5 0-0 5, **Totals: 29-57 12-14 75**

Halftime – Xavier 29, Baylor 36, Fouled Out – Walton (Baylor), Rebounds – Xavier 29 (Wells 5, Martin 5), Baylor 35 (Acy 15, Jones III 5), Assists – Xavier 10 (Holloway 3, Lyons 2, Walker 2), Baylor 21 (Jackson 10, Walton 5). 3-Point-FG – Xavier 3-15 (Wells 0-2, Walker 0-1, Lyons 0-4, Holloway 1-5, Martin 2-3), Baylor 5-15 (Miller 0-2, Heslip 1-3, Jackson 3-7, Walton 0-1, Jones 1-2), Total Fouls – Xavier 15, Baylor 17. Technical Fouls – None, A - 24,731

Game 45: North Carolina State (#12 Seed) vs. Xavier (#12 Seed), 2014 NCAA Tournament First Round-Midwest Region, Tuesday, March 18 at University of Dayton Arena (Dayton, Ohio)

North Carolina State (74) – T.J. Warren 10-18 5-8 25, Kyle Washington 3-3 0-0 6, Jordan Vandenberg 4-5 1-1 6 9, Tyler Lewis 3-6 0-1 7, Ralston Turner 6-11 2-2 17, Anthony Barber 1-1 0-0 2, Desmond Lee 0-4 4-4 4, Lennard Freeman 1-3 0-0 2, BeelJay Anya 1-2 0-0 2, **Totals: 29-53 12-16 74**

Xavier (59) – Justin Martin 3-12 2-2 8, Isaiah Philmore 4-6 3-4 11, Matt Stainbrook 9-15 1-4 19, Semaj Christon 6-11 1-2 14, Dee Davis 1-4 2-2 5, Jalen Reynolds 0-4 2-2 2, James Farr 0-0 0-0 0, Brandon Randolph 0-0 0-0 0, Myles Davis 0-3 0-0 0, Erik Stenger 0-0 0-0 0, **Totals: 23-55 11-16 59**

Halftime – North Carolina State 34, Xavier 28, Rebounds – North Carolina State 29 (Freeman 6, Warren 5), Xavier 31 (Stainbrook 9, Reynolds 7), Assists – North Carolina State 16 (Lewis 8, Warren 2, Vandenberg 2, Turner 2), Xavier 7 (Christon 4, D. Davis 2). 3-Point-FG – North Carolina State 4-14 (Warren 0-2, Lewis 1-3, Turner 3-7, Lee 0-2), Xavier 2-14 (Martin 0-6, Christon 1-2, D. Davis 1-3, M. Davis 0-3), Total Fouls – North Carolina State 14, Xavier 17. Technical Fouls – None, A - 12,077

Game 46: Ole Miss (#11 Seed) vs. Xavier (#6 Seed), 2015 NCAA Tournament Second Round, Thursday, March 19 at Veterans Memorial Arena (Jacksonville, Fla.)

Ole Miss (57) – M.J. Rhett 6-9 0-0 12, Sebastian Saiz 2-5 0-0 4, Martavious Newby 3-12 0-1 7, Jarvis Summers 0-8 0-0 0, Stefan Moody 5-18 2-2 14, Terence Smith 1-3 0-0 3, LaDarius White 4-10 1-2 11, Anthony Perez 0-1 0-0 0, Dwight Coleby 2-4 0-0 4, Aaron Jones 1-3 0-0 2, **Totals: 24-73 3-5 57**

Xavier (76) – James Farr 2-3 1-4 6, Trevon Bluiett 1-5 2-2 4, Matt Stainbrook 8-10 4-4 20, Remy Abell 3-5 1-1 8, Dee Davis 5-10 3-4 17, Larry Austin Jr. 1-2 0-0 2, Jalen Reynolds 2-12 2-4 6, Brandon Randolph 0-0 0-0 0, Myles Davis 2-5 0-0 6, Sean O'Mara 0-0 1-2 1, J.P. Macura 2-4 0-0 6, **Totals: 26-56 14-21 76**

Halftime – Ole Miss 24, Xavier 36, Fouled Out – None, Rebounds – Ole Miss 39 (Newby 13, Saiz 5), Xavier 44 (Farr 13, Stainbrook 9), Assists – Ole Miss 16 (Summers 7, Moody 4), Xavier 17 (Stainbrook 5, D. Davis 3), 3-Point-FG – Ole Miss 6-27 (Newby 1-3, Summers 0-4, Moody 2-9, Smith 1-3, White 2-7, Perez 0-1), Xavier 10-23 (Farr 1-1, Bluiett 0-2, Abell 1-2,

D. Davis 4-9, M. Davis 2-5, Macura 2-4), Total Fouls – Ole Miss 21, Xavier 14. Technical Fouls – Xavier, Stainbrook, A- 11,758

Game 47: Georgia State (#14 Seed) vs. Xavier (#6 Seed), 2015 NCAA Tournament Third Round, Saturday, March 21 at Veterans Memorial Arena (Jacksonville, Fla.)

Georgia State (67) – Markus Crider 5-8 0-0 10, Curtis Washington 4-5 0-0 8, Kevin Ware 3-4 2-4 8, Rynn Green 1-4 0-0 2, R.J. Hunter 6-15 5-5 20, Isaiah Dennis 0-1 0-0 0, Jalen Brown 1-1 0-0 3, Jordan Session 1-1 0-0 2, T.J. Shipes 3-3 2-4 8, Carter Cagle 0-0 0-0 0, Ryan Harrow 2-4 0-0 6, **Totals: 26-46 9-13 67**

Xavier (75) – James Farr 0-1 2-2 2, Trevon Bluiett 1-3 0-0 3, Matt Stainbrook 4-5 1-2 9, Remy Abell 2-5 4-5 8, Dee Davis 3-3 8-9 15, Larry Austin Jr. 0-0 0-0 0, Jalen Reynolds 8-9 5-5 21, Myles Davis 5-8 2-2 17, Sean O'Mara 0-0 0-0 0, J.P. Macura 0-0 0-0 0, **Totals: 23-34 22-25 75**

Halftime – Georgia State 28, Xavier 32, Fouled Out – Crider (Georgia State), Green (Georgia State), Rebounds – Georgia State 12 (Hunter 4, Washington 3), Xavier 23 (Stainbrook 6, Reynolds 6), Assists – Georgia State 17 (Hunter 5, Ware 4), Xavier 13 (D. Davis 5, Abell 2, Stainbrook 2, Bluiett 2), 3-Point-FG – Georgia State 6-14 (Green 0-1, Hunter 3-8, Brown 1-1, Harrow 2-4), Xavier 7-13 (Bluiett 1-2, Abell 0-2, D. Davis 1-1, M. Davis 5-8), Total Fouls – Georgia State 22, Xavier 17. Technical Fouls – None, A – 13,687

Game 48: Xavier (#6 Seed) vs. Arizona (#2 Seed), 2015 NCAA Tournament West Regional Semifinal, Thursday, March 26 at Staples Center (Los Angeles, CA)

Xavier (60) – Farr 1-3 0-0 2, Bluiett 1-6 0-0 2, Stainbrook 6-11 5-7 17, Remy Abell 1-4 2-2 5, Dee Davis 5-7 1-2 12, Larry Austin Jr. 0-0 0-0 0, Jalen Reynolds 5-9 2-2 12, Myles Davis 2-7 3-3 8, J.P. Macura 1-4 0-0 2, **Totals: 22-51 13-16 60**

Arizona (68) – Stanley Johnson 4-10 2-2 12, Brandon Ashley 3-7 2-3 8, R. Hollis-Jefferson 1-4 3-4 5, Kaleb Tarczewski 3-8 6-6 12, T.J. McConnell 6-14 4-4 17, Parker Jackson-Cartwright 1-1 0-0 2, Gabe York 3-8 0-0 9, Dusan Ristic 0-0 0-0 0, Elliott Pitts 1-2 0-0 3, **Totals: 22-54 17-19 68**

Halftime – Xavier 28, Arizona 28, Fouled Out – None, Rebounds – Xavier 31 (Stainbrook 10, M. Davis 5), Arizona 33 (Tarczewski 12, McConnell 7), Assists – Xavier 9 (D. Davis 4, Stainbrook 2, M. Davis 2), Arizona 10 (McConnell 5, Jackson-Cartwright 2), 3-Point-FG – Xavier 3-17 (Farr 0-1, Bluiett 0-4, Stainbrook 0-1, Abell 1-3, D. Davis 1-2, M. Davis 1-3, Macura 0-3), Arizona 7-22 (Johnson 2-5, Ashley 0-1, Hollis-Jefferson 0-1, McConnell 1-6, York 3-8, Pitts 1-1), Total Fouls – Xavier 16, Arizona 14. Technical Fouls – None, A – 18,809

Game 49: Weber State (#15 Seed) vs. Xavier (#2 Seed), 2016 NCAA Tournament First Round, Friday, March 18 at Scottrade Center (St. Louis, Mo.)

Weber State (53) – Joel Bolomboy 6-15 1-3 14, Zach Braxton 3-5 1-3 7, Ryan Richardson 0-1 0-0 0, Mckay Cannon 4-12 0-0 10, Jeremy Senglin 3-11 1-2 7, Cody John 0-0 0-0 0, Richaud Gittens 3-7 1-2 8, Dusty Baker 1-1 0-0 2, Kyndahl Hill 2-5 1-1 5 **Totals: 22-57 5-11 53**

Xavier (71) – Jalen Reynolds 6-9 0-0 12, Edmond Sumner 1-6 0-0 2, Trevon Bluiett 4-10 0-0 10, Remy Abell 4-7 0-0 11, Myles Davis 3-9 0-0 6, Larry Austin Jr. 0-0 0-0 0, James Farr 7-15 4-4 18, Alex Bergen 0-0 0-0 0, Tim Stainbrook 0-0 0-0 0, Kaiser Gates 3-3 0-0 7, Kevin Coker 0-0 0-0 0, Sean O'Mara 0-0 0-0 0, J.P. Macura 2-3 0-0 5, **Totals: 30-62 4-4 71**

Halftime – Weber State 23, Xavier 34, Fouled Out – None, Rebounds – Weber State 27 (Bolomboy 10, Hill 4), Xavier 43 (Farr 15, Davis 8), Assists – Weber State 9 (Cannon 5, Senglin 3), Xavier 14 (Sumner 6, Davis 6), 3-Point FG – Weber State

4-21 (Bolomboy 1-3, Richardson 0-1, Cannon 2-8, Senglin 0-5, Gittens 1-4), Xavier 7-14 (Sumner 0-1, Bluiett 2-6, Abell 3-3, Davis 0-2, Gates 1-1, Macura 1-1), Total Fouls – Weber State 14, Xavier 16, Technical Fouls – None, A-14,425

Game 50: Wisconsin (#7 Seed) vs. Xavier (#2 Seed), 2016 NCAA Tournament Second Round, Sunday, March 20 at Scottrade Center (St. Louis, Mo.)

Wisconsin (66) – Nigel Hayes 2-10 2-4 6, Ethan Happ 7-10 4-5 18, Vitto Brown 5-9 0-0 12, Zak Showalter 2-5 0-0 4, Bronson Koenig 6-15 2-2 20, Jordan Hill 1-5 0-0 2, Charlie Thomas 0-1 0-0 0, Khalil Iverson 1-1 0-2 2, Alex Illikainen 1-3 0-0 2 **Totals: 25-59 8-13 66**

Xavier (65) – Jalen Reynolds 6-7 1-2 13, Edmond Sumner 4-13 3-7 11, Trevon Bluiett 3-11 0-0 7, Remy Abell 3-9 5-5 13, Myles Davis 1-5 2-2 5, Larry Austin Jr. 0-0 0-0 0, James Farr 0-1 2-3 2, Kaiser Gates 0-0 1-2 1, Sean O'Mara 2-2 0-0 4, J.P. Macura 3-6 0-0 7, **Totals: 22-54 14-21 63**

Halftime – Wisconsin 30, Xavier 33, Fouled Out – None, Rebounds – Wisconsin 38 (Hayes 8, Happ 7, Koenig 7), Xavier 36 (Reynolds 9, Sumner 6, Bluiett 6), Assists – Wisconsin 12 (Hayes 3, Hill 3), Xavier 10 (Sumner 5, Abell 2, Macura 2), 3-Point FG – Wisconsin 8-27 (Hayes 0-5, Brown 2-5, Showalter 0-1, Koenig 6-12, Hill 0-2, Thomas 0-1, Illikainen 0-1), Xavier 5-16 (Sumner 0-3, Bluiett 1-2, Abell 2-5, Davis 1-3, Macura 1-3), Total Fouls – Wisconsin 21, Xavier 17, Technical Fouls – None, A-15,169

Game 51: Xavier (#11 Seed) vs. Maryland (#6 Seed), 2017 NCAA Tournament First Round, Thursday, March 16 at Amway Center (Orlando, Fla.)

Xavier (76): Tyrique Jones 0-1 0-0 0, Quentin Goodin 3-7 3-3 9, Trevon Bluiett 7-15 2-2 21, Malcolm Bernard 2-4 1-2 6, J.P. Macura 4-10 2-6 10, Kaiser Gates 4-7 0-0 11, RaShid Gaston 0-0 1-2 1, Sean O'Mara 5-6 8-9 18, **Totals: 25-50 17-24 76**

Maryland (65): Justin Jackson 5-9 2-3 14, Damonte Dodd 0-0 2-4 2, Anthony Cowan 1-4 2-2 4, Melo Trimble 5-15 2-4 13, Kevin Huerter 5-13 6-6 19, Jaylen Brantley 1-3 0-0 3, Dion Wiley 0-1 0-0 0, L.G. Gill, 0-1 0-0 0, Jared Nickens 1-2 0-0 2, Ivan Bender 4-6 0-0 8, **Totals: 22-54 14-19 65**

Halftime – Xavier 35, Maryland 36, Fouled Out – None,



Trevon Bluiett averaged 21.3 ppg. for Xavier's four games in the 2017 NCAA Tournament Elite Eight run, earning a spot on the five-member NCAA All-West Regional Team.

Rebounds – Xavier 34 (O'Mara 7, Bernard 6), Maryland 24 (Huerter 4, Cowan 4), Assists – Xavier 15 (Goodin 9, Bernard 2), Maryland 13 (Huerter 5, Cowan 5), 3-Point FG – Xavier 9-23 (Goodin 0-1, Bluiett 5-10, Bernard 1-2, Macura 0-4, Gates 3-6), Maryland 7-27 (Jackson 2-3, Cowan 0-1, Trimble 1-9, Huerter 3-8, Brantley 1-3, Wiley 0-1, Gill 0-1, Nickens 0-1), Total Fouls – Xavier 17, Maryland 19, Technical Fouls – None, A – 15,869

Game 52: Xavier (#11 Seed) vs. Florida State (#3 Seed), 2017 NCAA Tournament Second Round, Saturday, March 18 at Amway Center (Orlando, Fla.)

Xavier (91): Tyrique Jones 6-7 1-1 13, Quentin Goodin 2-8 1-3 6, Trevon Bluiett 8-14 10-14 29, Malcolm Bernard 2-3 1-1 6, J.P. Macura 4-10 0-0 10, Leighton Schrand 0-1 0-0 0, Cullen Barr 0-0 0-0 0, Alex Bergen 0-0 0-0 0, Tim Stainbrook 0-1 0-0 0, Kaiser Gates 5-6 0-0 14, Conor Peterson 0-0 0-0 0, RaShid Gaston 1-2 0-0 2, Sean O'Mara 2-2 7-7 11, **Totals: 30-54 20-26 91**

Florida State (66): Jonathan Isaac 4-7 0-1 8, Michael Ojo 0-0 4-4 4, Dwayne Bacon 9-18 2-2 20, Terance Mann 0-2 1-2 1, Xavier Rathan-Mayes 7-15 1-3 16, Phil Cofer 0-1 0-0 0, CJ Walker 0-3 0-0 0, Trent Forrest 0-3 0-0 0, PJ Savoy 2-5 4-5 10, Braian Angola-Rodas 1-5 2-2 5, Christ Koumadje 0-0 0-0 0, Jarquez Smith 1-1 0-0 2, Brandon Allen 0-0 0-0 0, **Totals: 24-60 14-19 66**

Halftime: Xavier 44, Florida State 34, Fouled Out – Isaac (Florida State), Rebounds – Xavier 36 (Bluiett 6, Bernard 5, Gates 5, O'Mara 5), Florida State 33 (Isaac 12, Rathan-Mayes 7), Assists – Xavier 20 (Goodin 5, Macura 5), Florida State 10 (Rathan-Mayes 3, Bacon 3), 3-Point FG – Xavier 11-17 (Goodin 1-1, Bluiett 3-5, Bernard 1-2, Macura 2-3, Stainbrook 0-1, Gates 4-5), Florida State 4-21 (Isaac 0-1, Bacon 0-5, Mann 0-2, Rathan-Mayes 1-5, Walker 0-1, Savoy 2-4, Angola-Rodas 1-3), Total Fouls – Xavier 20, Florida State 24, Technical Fouls – None, A – 17,308

Game 53: Xavier (#11 Seed) vs. Arizona (#2 Seed), 2017 NCAA Tournament West Regional Semifinal, Thursday, March 23 at SAP Center (San Jose, Calif.)

Xavier (73): Tyrique Jones 2-5 0-0 4, Quentin Goodin 1-5 0-0 2, Trevon Bluiett 9-17 4-4 25, Malcolm Bernard 5-6 2-3 15, J.P. Macura 5-11 4-5 14, Kaiser Gates 1-3 1-1 3, RaShid Gaston 1-1 0-0 2, Sean O'Mara 4-5 0-3 8, **Totals: 28-53 11-16 73**

Arizona (71): Lauri Markkanen 3-9 2-2 9, Dusan Ristic 7-10 3-3 17, Rawle Alkins 2-7 0-0 4, Kadeem Allen 3-7 0-0 8, Alonzo Trier 8-19 0-0 19, Parker Jackson-Cartwright 1-5 2-2 5, Kobi Simmons 2-4 1-2 5, Chance Comanche 1-1 2-2 4, Keanu Pinder 0-0 0-0 0, **Totals: 27-62 10-11 71**

Halftime – Xavier 35, Arizona 37, Fouled Out – None, Rebounds – Xavier 27 (Macura 7, Bernard 6), Arizona 35 (Trier 9, Markkanen 8), Assists – Xavier 14 (Goodin 6, Macura 5), Arizona 14 (Jackson-Cartwright 5, Trier 3, Allen 3), 3-Point FG – Xavier 6-16 (Goodin 0-1, Bluiett 3-8, Bernard 3-3, Macura 0-2, Gates 0-2), Arizona 7-27 (Markkanen 1-6, Alkins 0-3, Allen 2-3, Trier 3-10, Jackson-Cartwright 1-4, Simmons 0-1), Total Fouls – Xavier 14, Arizona 18, Technical Fouls – Bluiett (Xavier), Allen (Arizona), A – 16,884

Game 54: Xavier (#11 Seed) vs. Gonzaga (#1 Seed), 2017 NCAA Tournament West Regional Final, Saturday, March 25 at SAP Center (San Jose, Calif.)

Xavier (59): Tyrique Jones 2-2 0-0 4, Quentin Goodin 3-8 3-3 9, Trevon Bluiett 3-14 3-5 10, Malcolm Bernard 2-8 1-4 5, J.P. Macura 7-13 3-4 18, Leighton Schrand 0-0 0-0 0, Cullen Barr 0-0 0-0 0, Alex Bergen 0-0 0-0 0, Tim Stainbrook 0-1 0-0 0, Kaiser Gates 1-5 1-2 3, Conor Peterson 0-0 0-0 0, RaShid Gas-

ton 2-4 1-2 5, Sean O'Mara 2-7 1-2 5, **Totals: 22-62 13-22 59**
Gonzaga (83): Johnathan Williams 8-12 2-8 19, Przemek Karnowski 2-4 1-3 5, Jordan Mathews 2-9 5-5 11, Nigel Williams-Goss 7-19 5-8 23, Josh Perkins 4-8 0-0 11, Silas Melson 2-2 0-0 5, Bryan Albers 0-0 0-0 0, Rui Hachimura 1-1 0-0 3, Jeremy Jones 0-0 0-0 0, Ryan Edwards 0-0 0-0 0, Zach Collins 3-4 0-1 6, Killian Tillie 0-2 0-0 0, Dustin Triano 0-0 0-0 0, **Totals: 29-61 13-25 83**

Halftime – Xavier 39, Gonzaga 49, Fouled Out – Collins (Gonzaga), Rebounds – Xavier 41 (Gates 7, Bluiett 7), Gonzaga 41 (Williams-Goss 8, Williams 8), Assists – Xavier 6 (Macura 2, Goodin 2), Gonzaga 15 (Williams-Goss 4, Karnowski 3), 3-Point FG – Xavier 2-16 (Goodin 0-1, Bluiett 1-6, Bernard 0-3, Macura 1-2, Stainbrook 0-1, Gates 0-3), Gonzaga 12-24 (Williams 1-1, Mathews 2-7, Williams-Goss 4-7, Perkins 3-7, Melson 1-1, Hachimura 1-1), Total Fouls – Xavier 22, Gonzaga 19, Technical Fouls – Team (Xavier), A – 17,011

Game 55: Texas Southern (#16 Seed) vs. Xavier (#1 Seed), 2018 NCAA Tournament First Round, Friday, March 16 at Bridgestone Arena (Nashville, Tenn.)

Texas Southern (83): Donte' Clark 2-7 8-9 12, Derrick Bruce 6-16 3-4 18, Domontrae Jefferson 7-22 4-4 20, Trayvon Reed 4-6 2-2 10, Cainan McClelland 0-0 0-0 0, Lamont Walker 2-2 0-0 4, Marquis Salmon 1-2 3-4 5, Robert Lewis 4-10 3-4 14, **Totals: 26-65 23-27 83**

Xavier (102): Quentin Goodin 2-5 1-4 6, Trevon Bluiett 7-17 9-13 26, Kerem Kanter 11-15 1-2 24, Naji Marshall 1-1 1-1 3, J.P. Macura 11-16 2-3 29, Tyrique Jones 2-3 3-7 9, Paul Scruggs 1-3 1-2 4, Elias Harden 0-1 1-2 1, Leighton Schrand 0-0 0-0 0, Nick Vanderpohl 0-0 0-0 0, Matt Singleton 0-0 0-0 0, Kaiser Gates 0-1 2-2 2, Sean O'Mara 0-2 0-0 0, **Totals: 35-64 21-32 102**

Halftime – Texas Southern 37, Xavier 49, Fouled Out – Clark (Texas Southern), Reed (Texas Southern), Gates (Xavier), Rebounds – Texas Southern 31 (Salmon 9, Reed 6), Xavier 42 (Marshall 6, Macura 6), Assists – Texas Southern 12 (Jefferson 7, Lewis 2), Xavier 19 (Goodin 7, Bluiett 3, Jones 3, Scruggs 3), 3-Point FG – Texas Southern 8-25 (Clark 0-2, Bruce 3-10, Jefferson 2-6, Lewis 3-7), Xavier 11-24 (Goodin 1-2, Bluiett 3-10, Kanter 1-2, Macura 5-6, Scruggs 1-3, Gates 0-1), Total Fouls – Texas Southern 21, Xavier 22, Technical Fouls – Jefferson (Texas Southern, Team (Texas Southern), A – 17,549

Game 56: Florida State (#9 Seed) vs. Xavier (#1 Seed), 2018 NCAA Tournament Second Round, Sunday, March 18 at Bridgestone Arena (Nashville, Tenn.)

Florida State (75): Phil Cofer 3-8 3-3 10, CJ Walker 0-3 2-2 2, Braian Angola-Rodas 5-12 2-2 15, Christ Koumadje 0-1 2-2 2, Brandon Allen 0-0 0-0 0, Trent Forrest 5-8 4-5 14, PJ Savoy 3-6 2-2 11, Ike Obiagu 1-1 0-0 2, Terance Mann 4-5 1-2 10, MJ Walker 0-0 0-0 0, Mfondu Kabengele 3-5 3-4 9, **Totals: 24-55 19-22 75**

Xavier (70): Quentin Goodin 2-5 2-2 6, Trevon Bluiett 2-8 3-4 8, Kerem Kanter 6-10 3-4 15, Naji Marshall 0-1 0-0 0, J.P. Macura 6-8 3-6 17, Tyrique Jones 2-3 3-6 7, Paul Scruggs 3-9 4-6 11, Kaiser Gates 2-5 1-2 6, Sean O'Mara 0-0 0-0 0, **Totals: 23-49 19-30 70**

Halftime – Florida State 32, Xavier 34, Fouled Out – Macura (Xavier), Rebounds – Florida State 32 (Angola-Rodas 6, Kabengele 6), Xavier 33 (Kanter 6, Macura 5, Jones 5, Gates 5), Assists – Florida State 7 (Angola-Rodas 3, Forrest 3), Xavier 11 (Goodin 2, Macura 2, Scruggs 2), 3-Point FG – Florida State 8-23 (Cofer 1-5, C.J. Walker 0-1, Angola-Rodas 3-7, Savoy 3-5, Mann 1-1, M.J. Walker 0-4), Xavier 5-13 (Bluiett 1-3, Kanter 0-1, Marshall 0-1, Macura 2-3, Scruggs 1-2, Gates 1-3), Total Fouls – Florida State 23, Xavier 22, Technical Fouls – None, A – 17,552

XAVIER SINGLE GAME NCAA TOURNAMENT SCORING HIGHS

PTS.	XAVIER PLAYER (Opponent)	SITE	DATE
32	Jordan Crawford vs. Kansas State	EnergySolutions Arena	3-25-10
31	Lionel Chalmers vs. Mississippi State	TD Waterhouse Centre	3-21-04
29	J.P. Macura vs. Texas Southern	Bridgestone Arena	3-16-18
29	Trevon Bluiett vs. Florida State	Amway Center	3-18-17
29	Tyrone Hill vs. Kansas State	Hoosier Dome	3-16-90
29	Byron Larkin vs. Missouri	Hoosier Dome	3-12-87
28	Jordan Crawford vs. Minnesota	Bradley Center	3-19-10
28	Romain Sato vs. Oklahoma	American Airlines Center	3-17-02
27	Jordan Crawford vs. Pittsburgh	Bradley Center	3-21-10
27	Derek Strong vs. Texas	Reunion Arena	3-22-90
26	Trevon Bluiett vs. Texas Southern	Bridgestone Arena	3-16-18
26	Tu Holloway vs. Kansas State	EnergySolutions Arena	3-25-10
26	Josh Duncan vs. West Virginia	U.S. Airways Center	3-27-08
25	Trevon Bluiett vs. Arizona	SAP Center	3-23-17
25	Tu Holloway vs. Notre Dame	Greensboro Coliseum	3-16-12
25	Kenny Frease vs. Lehigh	Greensboro Coliseum	3-18-12
25	Justin Cage vs. Ohio State	Rupp Arena	3-17-07
25	Lionel Chalmers vs. Louisville	TD Waterhouse Centre	3-19-04

XAVIER SINGLE GAME NCAA TOURNAMENT REBOUNDING HIGHS

REB.	XAVIER PLAYER (Opponent)	SITE	DATE
16	Derrick Brown vs. BYU	Rupp Arena	3-15-07
16	Brian Grant vs. Indiana	Hoosier Dome	3-21-93
15	James Farr vs. Weber State	Scotttrade Center	3-18-16
15	Jason Love vs. Kansas State	EnergySolutions Arena	3-25-10
15	Tyrone Hill vs. Texas	Reunion Arena	3-22-90
14	Jamel McLean vs. Minnesota	Bradley Center	3-19-10
14	Anthony Myles vs. Mississippi State	TD Waterhouse Centre	3-21-04
14	Derek Strong vs. Texas	Reunion Arena	3-22-90
14	Tyrone Hill vs. Kansas State	Hoosier Dome	3-16-90

XAVIER SINGLE GAME NCAA TOURNAMENT ASSIST HIGHS

AST.	XAVIER PLAYER (Opponent)	SITE	DATE
9	Quentin Goodin vs. Maryland	Amway Center	3-16-17
9	Drew Lavender vs. Purdue	Verizon Center	3-22-08
9	Jamal Walker vs. Georgetown	Hoosier Dome	3-18-90
9	Jamal Walker vs. Michigan	The Omni	3-17-89
9	Ralph Lee vs. Alabama	Charlotte Coliseum	3-14-86
8	Drew Lavender vs. Ohio State	Rupp Arena	3-17-07
8	Jamal Walker vs. Nebraska	Humphrey Metrodome	3-14-91

OPPONENT SINGLE GAME NCAA TOURNAMENT SCORING HIGHS

PTS.	OPPONENT PLAYER (Opponent)	SITE	DATE
35	Adam Morrison (Gonzaga)	Huntsman Center	3-16-06
35	Steve Henson (Kansas State)	Hoosier Dome	3-16-90
32	Travis Mays (Texas)	Reunion Arena	3-22-90
28	Jacob Pullen (Kansas State)	EnergySolutions Arena	3-25-10
28	Charles O'Bannon (UCLA)	The Palace of Auburn Hills	3-15-97
28	Lance Blanks (Texas)	Reunion Arena	3-22-90

OPPONENT SINGLE GAME NCAA TOURNAMENT REBOUNDING HIGHS

REB.	OPPONENT PLAYER (Opponent)	SITE	DATE
17	DeJuan Blair (Pittsburgh)	TD Banknorth Garden	3-26-09
16	Locksley Collie (Texas)	Reunion Arena	3-22-90
15	Quincy Acy (Baylor)	Georgia Dome	3-23-12
15	Ed Noe (Morehead State)	Kentucky State Fairgrounds	3-14-61
13	Jerome Williams (Georgetown)	Tallahassee/Leon Co. Civic Center	3-17-95
13	Martavious Newby (Ole Miss)	Jacksonville Veterans Memorial Arena	3-19-15



Xavier earned a trip to the 2017 NCAA Tournament West Regional Final. It marked the third time that Xavier has made an Elite Eight appearance, joining the 2004 and 2008 teams.

XAVIER CAREER HIGH POINT TOTALS IN NCAA TOURNAMENT

- 160 by Romain Sato
(nine games: 2001-04)
- 154 by Lionel Chalmers
(nine games: 2001-04)

MOST NCAA TOURNAMENT WINS

- 7 Jason Love (2007-10)
- 7 Dante Jackson (2008-11)
- 7 Trevon Bluiett (2015-18)
- 7 J.P. Macura (2015-18)
- 6 Tu Holloway (2008-12)
- 6 Kenny Frease (2008-12)
- 6 B.J. Raymond (2006-09)

* Win totals only include games if the player played and was listed in the official box score.



HALL OF FAME MEMBERS

Note: No inductions and Hall of Fame ceremony for the 2020-21 year due to the pandemic.



Justin Doellman, who started all four years, was a part of three NCAA Tournament teams, including as a freshman starter for XU's first-ever NCAA Elite Eight team in 2004.


- Daniel S. Abramowicz ('67) ----- football
- Sara E. Bachus ('01) ----- volleyball
- Rob Bakker ('00) ----- soccer, tennis
- Raymond Baldwin -----trainer, golf coach
- Thomas N. Ballaban ('51) ----- football
- Charles M. Barrett ('34) ----- football
- Roger W. Bertoia ('57) ----- football
- Lynette M. Bihn ('95) ----- basketball
- Edward G. Biles -----coach
- J. Kenneth Blackwell ('70) ----- football
- James W. Boothe ('57) ----- basketball
- Tara N. Boothe ('06) ----- basketball
- James J. Brockhoff ('56) ----- tennis, football, coach
- Leonard L. Brown ('99) ----- basketball
- Herbert B. Budde ('53) ----- basketball
- James P. Bunning ('53) ----- baseball
- Edward T. Burns ('28) ----- football, basketball, boxing, baseball
- Stanley D. Burrell ('08) ----- basketball
- Matthew J. Bykowski ('90) ----- rifle
- Paul D. Cain ('29) -----football, basketball, baseball
- Lionel D. Chalmers II ('03) ----- basketball
- Jamie T. Christman ('97) -----swimming
- Lauren E. Clary ('05) ----- tennis
- Thomas Clines ('28) ----- football, basketball, baseball, tennis
- Michael J. Conaton ('55) ----- football
- Sheila M. Connolly ('79) ----- basketball, volleyball, admin.
- Clem Crowe ----- coach, administrator
- Dr. William E. Daily ('57) ----- athletic board
- Terrance A. Daniels ('79) ----- basketball
- Michael S. Davenport ('91) ----- basketball
- Sabrina A. DiBiagio ('91) ----- rifle
- Stephen M. Dixon ('99) ----- golf
- Justin J. Doellman ('07) ----- basketball

- Timothy E. Donovan, Jr. ('01) ----- golf
- Timothy J. Dydo ('74) ----- football
- Robert J. Finnell ('52) ----- football
- Sr. Rose Ann Fleming ----- academic advisor
- Jeffrey H. Fogelson ----- athletic director
- Daniel M. Froehle ('86) ----- baseball
- Terrence M. Garrigan ('81) ----- soccer
- Joseph L. Geiger ('64) ----- basketball
- Peter J. Gillen -----coach
- George C. Gilmartin ('52) ----- football
- Jamison L. Gladden ('93) ----- basketball
- Scott M. Gordon ('89) ----- baseball
- Brian W. Grant ('94) ----- basketball
- Amanda E. Gruber ('98) ----- soccer
- Annette E. Gruber ('01) ----- soccer
- James J. Gruber ('67) ----- baseball
- Nick S. Hagglund ('14) ----- soccer
- Jill M. Hampton ('02) ----- volleyball
- Amber S. Harris ('10) ----- basketball
- Arthur A. Hauser ('54) ----- football
- Michael Hawkins ('95) ----- basketball
- Anthony J. Hicks ('83) ----- basketball
- Tyrone Hill ('90) ----- basketball
- Angela C. Hinrichs ('04) ----- swimming
- James E. Hoff, S.J. ----- President and Chancellor
- Jack H. Hoffman ('52) ----- football
- Terrell Holloway ('12) ----- basketball
- Albert B. Howe ('39) ----- football, basketball
- Ann Marie Hubbard ('99) ----- soccer
- M. Julie Isphording ('83) -----marathon runner
- Dr. Jerome N. Janson ('36) -----team physician
- Alan C. Joseph, Jr. ('80) ----- rifle, coach
- Robert C. Judd ('54) ----- football
- Stephen N. Junker ('57) ----- football
- Karyn Juziuk ('99) ----- rifle
- Thrine M. Kane ('03) ----- rifle
- Kathleen M. Keating ('72) -----swimming
- Joseph W. Kelly ('27) -----basketball, football, baseball

P. DOUGLAS O'KEEFE ATHLETIC HALL OF FAME

Myron M. Kilgore ('58) -----	football	Robert Quick ('68) -----	basketball
Stanley R. Kimbrough ('89) -----	basketball	Luther Rackley ('69) -----	basketball
William M. Kirvin ('62) -----	basketball	Donald J. Ruberg ('51) -----	baseball, basketball, coach
Edward L. Kluska ('40) -----	football, basketball, baseball, coach	Leo P. Sack ('36) -----	basketball, football
Jason K. Kokrak ('07) -----	golf	Romain G. Sato ('04) -----	basketball
Robert J. Konkoly ('57) -----	football	Mark A. Schmidt ('27) -----	football, supporter
Nicole E. Kremer ('99) -----	basketball	Marla A. Schuerman ('92) -----	soccer
Joseph R. Kruse ('37) -----	football, basketball	Sally J. Schulte ('97) -----	volleyball
John F. Kucia ('69) -----	administrator	Theodore P. Shalloe ('85) -----	baseball
Stacey M. Land ('85) -----	basketball	John J.T. Shinnors ('69) -----	football
Byron K. Larkin ('88) -----	basketball	Robert J. Sieber ('77) -----	polo, soccer
Ralph O. Lee ('86) -----	basketball	Eugene F. Smith ('52) -----	basketball
Nicole M. Levandusky ('01) -----	basketball	Judith G. Smith ('84) -----	basketball
James M. Liber ('51) -----	football	Peter Spoerl ('83) -----	baseball
Andrew P. MacWilliams -----	media	Robert J. Staak -----	coach, administrator
Carol A. Madsen ('94) -----	basketball	Henry W. Stein ('59) -----	basketball
John G. Martinkovic ('51) -----	football	Derek L. Strong ('90) -----	basketball
Laurie J. Massa -----	coach, administrator	Joseph G. Sunderman ('79) -----	basketball, radio announcer
James J. McCafferty -----	coach, administrator	Douglas M. Tegge ('95) -----	men's soccer
Malcolm H. McMullen ('50) -----	basketball, golf	Daniel J. Tehan ('28) -----	football, basketball
Joseph Meyer -----	coach, administrator	Jodi Thelen ('90) -----	volleyball, coach
J. James Murphy ('51) -----	football	R. Jack Thobe ('62) -----	basketball
Chester A. Mutryn ('43) -----	football, basketball, baseball	Stephen M. Thomas ('66) -----	basketball
H. Frederick Nebel ('38) -----	football	Taru T. Tuukkanen ('01) -----	basketball
Thomas P. O'Brien ('47) -----	administrator	Joseph P. Viviano ('59) -----	basketball
Timothy R. O'Connell ('68) -----	baseball, basketball	David R. von Haefen ('94) -----	golf
Karen Ohe ('83) -----	basketball, volleyball	Jamal Walker ('91) -----	basketball
Elizabeth L. Osterday ('00) -----	volleyball	David M. West ('03) -----	basketball
Jo Ann Osterkamp ('84) -----	basketball	John A. Wiethe ('34) -----	football, basketball, baseball
Jason A. Parker ('96) -----	rifle	Carroll E. Williams ('67) -----	football
Hal Pennington ('34) -----	football, basketball	Darnell L. Williams ('99) -----	basketball
Jennifer L. Phillips ('01) -----	basketball	Louis J. Witte ('99) -----	baseball
Ta'Shia K. Phillips ('11) -----	basketball	Marty Wolf ('79) -----	basketball, tennis
Kate M. Pleiman ('13) -----	tennis	Ned W. Wulk -----	coach
David V. Piontek ('56) -----	basketball		
Reetta S. Piipari ('03) -----	basketball		
James M. Posey ('99) -----	basketball		
George E. "Skip" Prosser -----	coach		

*Note: Names are listed as they were when they were at XU.



Michael Hawkins, a member of the 1994-95 All-Midwestern Collegiate Conference Second Team, helped Xavier reach two NCAA Tournaments and one NIT Quarterfinal during his career.



Trevon Bluiett was a consensus selection as a Second Team All-American as a senior for the 2017-18 season. Bluiett and 2003 National Player of the Year David West are the only Musketees ever named to the AP first or second team.

TREVON BLUIETT

2015-16

USA Today Third Team

2017-18

Associated Press Second Team
National Association of Basketball Coaches Second Team
United States Basketball Writers Association Second Team
Sporting News Second Team
USA Today Second Team
CBS Sports Second Team
NBC Sports Second Team
NCAA.com Second Team
John R. Wooden Award All-America Team
Lute Olson All-America Team

LENNY BROWN

1996-97

Basketball Weekly Honorable Mention

1998-99

John R. Wooden Finalist



Edmond Sumner was a 2015-16 Kyle Macy Freshman All-American (CollegeInsider.com). Other Musketees that have won the award include Semaj Christon and Myles Davis.

SEMAJ CHRISTON

2012-13

Kyle Macy Freshman All-American (CollegeInsider.com)

JORDAN CRAWFORD

2009-10

Sporting News Third Team

MYLES DAVIS

2013-14

Kyle Macy Freshman All-American (CollegeInsider.com)

JAMIE GLADDEN

1989-90

Basketball Times Freshman Fifth Team

1992-93

Associated Press Honorable Mention



Jordan Crawford earned All-America honors following his first and only season on Xavier's active roster. *Sporting News* named Crawford as a 2009-10 Third Team All-American.

BRIAN GRANT

1990-91

Basketball Times
Freshman Seventh Team

1993-94

John R. Wooden Finalist
Associated Press Honorable Mention

ANTHONY HICKS

1982-83

Sporting News Honorable Mention
Associated Press Honorable Mention


TYRONE HILL

1988-89

Associated Press Honorable Mention

1989-90

Basketball Times Third Team
Associated Press Honorable Mention



Tu Holloway was named 2010-11 Third Team All-American by several major media outlets. He was named AP Third Team All-American, joining David West as the only XU players to make one of AP's top three teams as an underclassman.

TU HOLLOWAY


2010-11

Associated Press Third Team
Basketball Times Third Team
FOXSports.com Third Team
CBSSports.com Third Team
SI.com Third Team
Sporting News Third Team
CollegeInsider.com All-American

2011-12

CollegeInsider.com All-American


David West, Trevon Bluiett, Tu Holloway and Byron Larkin are the only Xavier players ever named to the post-season Associated Press First, Second or Third teams. West was the 2003 AP National Player of the Year and was on the 2002 AP Second Team. Bluiett was a 2018 AP Second Team pick. Holloway earned 2011 AP Third Team honors. Larkin, now an XU radio analyst, earned 1988 AP Third Team honors.




Byron Larkin earned Second Team All-American (UPI and Scripps Howard) and Third Team All-American (AP) honors following his senior season, 1987-88.



Tyrone Hill, seen here battling Alonzo Mourning and Dikembe Mutombo in XU's 1990 NCAA Tournament win over Georgetown, earned *Basketball Times* Third Team All-America honors as a senior.



David West, 2003 National Player of the Year, is the most decorated player in Xavier basketball history. He earned AP national honors in each of his final three seasons.



Steve Thomas, who averaged a school-record 30.0 ppg. in the 1963-64 season, earned 1964 First Team All-American honors from the Helms Foundation and *Basketball News*.

T.J. JOHNSON

1994-95

Basketball Weekly Freshman
Honorable Mention

BYRON LARKIN

1984-85

Basketball Weekly
All-Freshman Second Team
Basketball Times All-Freshman Team

1985-86

Associated Press Honorable Mention

1986-87

Sporting News Honorable Mention

1987-88

United Press International Second Team
Scripps Howard Second Team
Associated Press Third Team

GARY MASSA

1977-78

Basketball Weekly All-Freshman Team

JAMES POSEY

1998-99

College Hoops Insider "Top 15"
John R. Wooden Finalist

BOB QUICK

1967-68

Associated Press Honorable Mention

ROMAIN SATO

2003-04

Associated Press Honorable Mention

HANK STEIN

1957-58

Converse Second Team

1958-59

United Press International Third Team

EDMOND SUMNER

2015-16

Kyle Macy Freshman All-American
(*CollegeInsider.com*)

STEVE THOMAS

1963-64

Basketball News First Team
Helms Foundation First Team
AP, United Press International
and *Sporting News* Honorable Mention

DAVID WEST

2000-01

Associated Press Honorable Mention

2001-02


Associated Press Second Team
United States Basketball Writers
Association Second Team
Basketball Times Second Team
FOXSports.com Second Team
NABC Third Team
Sporting News Third Team
Basketball America Third Team
Dick Vitale's "Rolls Royce Super Five"
collegeinsider.com All-American
John R. Wooden Finalist

2002-03


Associated Press First Team &
AP National Player of the Year
United States Basketball Writers
Association First Team &
USBWA National Player of the Year
Basketball Times First Team &
BT National Player of the Year
National Association of
Basketball Coaches First Team
John R. Wooden First Team
ESPN.com First Team
Sporting News First Team
Dick Vitale's "Rolls Royce Super Five"
collegeinsider.com All-American &
collegeinsider.com National MVP
NABC/Pete Newell Big Man of the Year
Senior CLASS Award




James Posey played for the gold-medal winning Team USA at the 1998 Goodwill Games at Madison Square Garden in New York City.



T.J. Johnson won a gold medal at the 1995 Olympic Sports Festival.



Byron Larkin made the Team USA squad as the first alternate at both guard positions for the 1987 Pan Am Games. Former Xavier teammate Tyrone Hill won a gold medal at the 1987 Olympic Sports Festival.



Michael Hawkins was a key member of Team USA in 1998 and 1999. Hawkins is the first XU player to play more than one year for USA Basketball.

Xavier graduate Brian Grant, who played 13 seasons in the NBA, was selected in the NBA Draft lottery. He is Xavier's highest-ever selection at eighth overall in 1994.



XAVIER PLAYERS IN THE NBA DRAFT

Year	Player	Team	Round	Pick
1949	Malcolm McMullen	Baltimore	—	—
1952	Gene Smith	Minneapolis	—	—
1953	Huck Budde	Minneapolis	Ninth	—
1954	Bob Heim	Baltimore	Sixth	—
1956	Dave Piontek	Rochester	Third	—
1957	Jim Boothe	Cincinnati	12th	—
1958	Frank Tartaron	Cincinnati	11th	—
1959	Hank Stein	St. Louis	Third	—
	Joe Viviano	Cincinnati	Tenth	—
1962	Jack Thobe	Cincinnati	Fourth	33
	Bill Kirvin	Philadelphia	Eighth	70
	Frank Pinchback	Cincinnati	11th	95
1964	Joe Geiger	Cincinnati	Eighth	—
	Bob Pelkington	Philadelphia	Eighth	—
1966	Bryan Williams	St. Louis	Eighth	—
1968	Bob Quick	Baltimore	Second	18
1969	Luther Rackley	Cincinnati	Third	37
1973	Bob Fullarton	Buffalo	Ninth	140
	Conny Warren	Philadelphia	12th	175
1979	Nick Daniels	Kansas City	Seventh	145
1983	Tony Hicks	Milwaukee	Seventh	157
	Jon Hanley	Cleveland	Tenth	208
1984	Vic Fleming	Portland	Second	26
	Jeff Jenkins	Seattle	Fourth	83
	John Shimko	Cleveland	Ninth	187
	Dexter Bailey	Denver	Tenth	215
1990	Tyrone Hill	Golden State	First	11*
	Derek Strong	Philadelphia	Second	47
1994	Brian Grant	Sacramento	First	8*
1998	Torrave Braggs	Utah	Second	57
1999	James Posey	Denver	First	18
2003	David West	New Orleans	First	18
2004	Lionel Chalmers	L.A. Clippers	Second	33
	David Young	Seattle	Second	41
	Romain Sato	San Antonio	Second	52
2009	Derrick Brown	Charlotte	Second	40
2010	Jordan Crawford	+ New Jersey	First	27
2014	Semaj Christon	^ Miami	Second	55
2017	Edmond Sumner	# New Orleans	Second	52

* – Lottery Pick

+ Draft rights traded on NBA Draft night to Atlanta

^ Draft rights traded on NBA Draft night to Charlotte and then to Oklahoma City

Draft rights traded on NBA Draft night to Indiana

FORMER XAVIER PLAYERS IN THE NBA

TORRAYE BRAGGS
Houston (2003-05)
Washington (2003-04)
Two seasons

DERRICK BROWN
Charlotte (2009-11)
New York (2011-12)
Charlotte (2011-12)
Three seasons

LIONEL CHALMERS
L.A. Clippers (2004-05)
Minnesota (2005-06)
Atlanta (2006-07)
Three seasons

SEMAJ CHRISTON
Oklahoma City (2014-15)
Oklahoma City (2016-17)
Two seasons

JORDAN CRAWFORD
Atlanta (2010-11)
Washington (2011-13)
Boston (2012-14)
Golden State (2013-14)
New Orleans (2016-18)
Six seasons

BRIAN GRANT
NBA All-Rookie (1994-95)
Sacramento (1994-97)
Portland (1997-2000)
Miami (2000-04)
L.A. Lakers (2004-05)
Phoenix (2005-06)
Boston (2006-2007)
13 seasons

MICHAEL HAWKINS
Boston (1996-97)
Sacramento (1998-99)
Charlotte (1999-2000)
Cleveland (2000-01)
Four seasons

TYRONE HILL
NBA All-Star (1994-95)
Golden State (1990-93)
Cleveland (1993-97)
Milwaukee (1997-99)
Philadelphia (1999-2001)
Cleveland (2001-03)
Philadelphia (2002-03)
Miami (2003-04)
14 seasons

STAN KIMBROUGH
Detroit (1989-90)
Sacramento (1992-93)
Two seasons

J.P. MACURA
Charlotte (2018-19)
One season+

MALCOLM MCMULLEN
Indianapolis (1949-51)
Two seasons

DAVE PIONTEK
Rochester (1956-57)
Cincinnati (1957-59)
St. Louis (1959-61)
Chicago (1961-62)
Cincinnati (1962-63)
Seven seasons

JAMES POSEY
NBA All-Rookie (1999-00)
Denver (1999-2002)
Houston (2002-03)
Memphis (2003-05)
Miami (2005-2007)
Boston (2007-2008)
New Orleans (2008-10)
Indiana (2010-11)
12 seasons

BOB QUICK
Baltimore (1968-69)
Detroit (1969-72)
Four seasons

LUTHER RACKLEY
Cincinnati (1969-70)
Cleveland (1970-72)
N.Y. Knicks (1971-73)
Philadelphia (1973-74)
Five seasons

ROMAIN SATO
San Antonio (2004-05)
One Season

DEREK STRONG
Washington (1991-92)
Milwaukee (1992-94)
Boston (1994-95)
L.A. Lakers (1995-96)
Orlando (1996-2000)
L.A. Clippers (2000-01)
10 seasons

EDMOND SUMNER
Indiana (2017-present)
Two seasons+

LARRY SYKES
Boston (1995-96)
One season

DAVID WEST
NBA All-Star (2008 & 2009)
New Orleans (2003-11)
Indiana (2011-15)
San Antonio (2015-16)
Golden State (2016-18)
15 seasons

AARON WILLIAMS
Utah (1993-94)
Milwaukee (1994-95)
Denver (1996-97)
Vancouver (1996-97)
Seattle (1997-99)
Washington (1999-2000)
New Jersey (2000-04)
Toronto (2004-05)
New Orleans (2005-06)
L.A. Clippers (2006-08)
14 seasons

DAVID YOUNG
Seattle (2004-05)
One Season



Tyrone Hill was the first Xavier graduate to get drafted in the NBA Draft lottery, taken by Golden State with the 11th pick in the 1990 draft.

2018 ASSOCIATED PRESS FINAL POLL				
Rk	Team	Record	Pts.	Previous
1.	Virginia	31-2	1,625	1
2.	Villanova	30-4	1,554	2
3.	Xavier +	28-5	1,383	3
4.	Kansas	27-7	1,379	9
5.	Michigan State	29-4	1,304	4
6.	Cincinnati	30-4	1,230	8
7.	Michigan	28-7	1,213	7
8.	Gonzaga	30-4	1,199	6
9.	Duke	26-7	1,179	5
10.	North Carolina	25-10	1,100	12
11.	Purdue	28-6	1,047	10
12.	Arizona	27-7	918	15
13.	Tennessee	25-8	771	13
14.	Texas Tech	24-9	716	14
15.	West Virginia	24-10	663	18
16.	Wichita State	25-7	604	11
17.	Ohio State	24-8	600	17
18.	Kentucky	24-10	528	NR
19.	Auburn	25-7	501	16
20.	Clemson	23-9	439	19
21.	Houston	26-7	430	21
22.	Miami (Florida)	22-9	134	24
23.	Florida	20-12	102	23
24.	Nevada	27-7	93	22
25.	St. Mary's (Calif.)	28-5	71	20

+ School record

2016 ASSOCIATED PRESS FINAL POLL				
Rk	Team	Record	Pts.	Previous
1.	Kansas (63)	30-4	1,623	1
2.	Michigan State (2)	29-5	1,552	2
3.	North Carolina	28-6	1,488	7
4.	Virginia	26-7	1,384	4
5.	Oregon	28-6	1,371	8
6.	Villanova	29-5	1,283	3
7.	Oklahoma	25-7	1,215	6
8.	West Virginia	26-8	1,193	9
9.	Xavier	27-5	1,127	5
10.	Miami	25-7	920	11
	Kentucky	26-8	920	16
12.	Purdue	26-8	873	13
13.	Utah	26-8	870	12
14.	Indiana	25-7	828	10
15.	Texas A&M	26-8	682	17
16.	Louisville	23-8	585	14
17.	Arizona	25-8	559	15
18.	Maryland	25-8	489	18
19.	Duke	23-10	383	19
20.	Seton Hall	25-8	374	NR
21.	Baylor	22-11	347	22
22.	Iowa State	21-11	317	21
23.	California	23-10	270	24
24.	SMU	25-5	84	25
25.	Iowa	21-10	82	20

2011 ASSOCIATED PRESS FINAL POLL				
Rk	Team	Record	Pts.	Previous
1.	Ohio State (51)	32-2	1,611	1
2.	Kansas (14)	32-2	1,574	2
3.	Duke	30-4	1,472	5
4.	Pittsburgh	27-5	1,406	3
5.	Notre Dame	26-6	1,332	4
6.	San Diego State	32-2	1,322	7
7.	North Carolina	26-7	1,189	6
8.	Texas	27-7	1,069	10
9.	Connecticut	26-9	1,019	21
10.	Brigham Young	30-4	977	8
11.	Kentucky	25-8	928	15
12.	Syracuse	26-7	922	11
13.	Purdue	25-7	903	9
14.	Louisville	25-9	874	14
15.	Florida	26-7	840	12
16.	Wisconsin	23-8	619	13
17.	Arizona	27-7	516	16
18.	St. John's	21-11	433	17
19.	Utah State	30-3	333	23
20.	Xavier	24-7	270	18
21.	Kansas State	22-10	240	19
22.	West Virginia	20-11	178	20
23.	Washington	23-10	176	NR
24.	Texas A&M	24-8	152	26
25.	Vanderbilt	23-10	130	27

2010 ASSOCIATED PRESS FINAL POLL				
Rk	Team	Record	Pts.	Previous
1.	Kansas (65)	32-2	1,625	1
2.	Kentucky	32-2	1,559	2
3.	Duke	29-5	1,427	4
4.	Syracuse	28-4	1,412	3
5.	Ohio State	27-7	1,377	5
6.	West Virginia	27-6	1,365	7
7.	Kansas State	26-7	1,209	9
8.	New Mexico	29-4	1,043	8
9.	Villanova	24-7	961	10
10.	Purdue	27-5	915	6
11.	Butler	28-4	903	12
12.	Temple	29-5	843	17
13.	Michigan State	24-8	836	11
14.	Georgetown	23-10	788	22
15.	Tennessee	25-8	616	15
16.	Wisconsin	23-8	603	13
17.	Brigham Young	29-5	600	14
18.	Pittsburgh	24-8	566	16
19.	Baylor	25-7	550	21
20.	Maryland	23-8	394	19
21.	Vanderbilt	24-8	382	20
22.	Gonzaga	26-6	359	18
23.	Texas A&M	23-9	290	23
24.	Richmond	26-8	141	NR
25.	Xavier	24-8	106	24

SCHOOL RECORD FOR FINAL 2018 AP POLL

Xavier was ranked a school-record No. 3 in the final 2018 Associated Press Poll, which is released prior to the NCAA Tournament.

Xavier made each of the 19 Associated Press Polls in the 2017-18 season for the first time in school history, including the preseason, post-season and every regular season poll. Xavier reached a school-record ranking of No. 3 in the Feb. 26, March 5 and the Final AP Poll (March 12) during the 2017-18 campaign. XU was ranked in the AP Top 10 for 13 polls, including each of the last eight.

Prior to the 2017-18 season, Xavier reached as high as No. 5 in the Associated Press Poll for five weeks in the 2015-16 season (Jan. 18, Feb. 8, Feb. 22, Feb. 29 and March 7).

Xavier spent a school-record 14 straight polls in the AP Top 10 in the 2015-16 season.

A REGULAR IN THE AP POLL

Xavier has become a regular in the Associated Press Poll. Please note that the Final AP Poll is tallied prior to the NCAA Tournament (unlike the post-NCAA Tournament final ESPN/*USA Today* Poll). The records in the AP Poll listings on these two pages are at the time of the poll.

Xavier recorded a then school-record tying ranking of 12th in the final Associated Press Poll in 2008 and 2003. Xavier's 2008 squad reached the NCAA Tournament Elite Eight. The 2003 season was the senior year for National Player of the Year **David West**.

IMPRESSIVE STREAK

Xavier was ranked 24th in the final 2012 ESPN/*USA Today* Coaches Poll. That marked the fifth straight year XU had appeared in the final Associated Press and/or Coaches Poll.

STREAKING IN THE AP POLL

Xavier spent a school-record 28 straight polls in the Associated Press Poll starting with the poll on December 2, 1996 before being left out of the February 8, 1998 poll. XU reached as high as seventh in the December 7, 1997 AP poll.

Xavier tied the then-school record in the 2008-09 season for highest regular season ranking in the Associated Press Poll when it climbed to number seven the week of December 15, 2008. Xavier broke that record in the 2015-16 season and again last season.

BACK IN THE AP POLL

Xavier cracked the Associated Press Top 20 in 1988 for the first time in 30 years. After winning 11 straight games, the 22-3 Musketeers were back in the AP Top 20 on Mon., Feb. 29, 1988. XU had not been ranked in the Top 20 in the AP or UPI poll since December of 1958.

XU went on to win a then-school record 15 straight games in 1988. XU took a 26-3 record

2009 ASSOCIATED PRESS FINAL POLL

Rk	Team	Record	Pts.	Previous
1.	Louisville (45)	28-5	1,740	5
2.	North Carolina (11)	28-4	1,654	1
3.	Memphis (11)	31-3	1,621	4
4.	Pittsburgh (3)	28-4	1,585	2
5.	Connecticut (1)	27-4	1,519	3
6.	Duke	28-6	1,444	9
7.	Oklahoma	27-5	1,281	6
8.	Michigan State	26-6	1,257	7
9.	Missouri	28-6	1,131	14
10.	Gonzaga	26-5	1,060	12
11.	Villanova	26-7	1,049	10
12.	Wake Forest	24-6	997	8
13.	Syracuse	26-9	903	18
14.	Kansas	25-7	874	11
15.	Washington	25-8	751	13
16.	Florida State	25-9	667	22
17.	Purdue	25-9	643	24
18.	UCLA	25-8	491	15
19.	Arizona State	24-9	381	23
20.	Xavier	25-7	351	19
21.	LSU	26-7	292	20
22.	Butler	26-5	284	16
23.	Marquette	24-9	277	21
24.	Clemson	23-8	264	17
25.	Utah	24-9	150	NR

2008 ASSOCIATED PRESS FINAL POLL

Rk	Team	Record	Pts.	Previous
1.	North Carolina (53)	32-2	1,779	1
2.	Memphis (13)	33-1	1,710	2
3.	UCLA (5)	31-3	1,674	3
4.	Kansas (1)	31-3	1,596	5
5.	Tennessee	29-4	1,449	4
6.	Wisconsin	29-4	1,412	8
7.	Texas	28-6	1,390	6
8.	Georgetown	27-5	1,271	9
9.	Duke	27-5	1,223	7
10.	Stanford	26-7	1,122	11
11.	Butler	29-3	1,004	12
12.	Xavier	27-6	957	10
13.	Louisville	24-8	894	13
14.	Drake	28-4	794	16
15.	Notre Dame	24-7	672	14
16.	Connecticut	24-8	670	15
17.	Pittsburgh	26-9	586	NR
18.	Michigan State	25-8	523	19
19.	Vanderbilt	26-7	493	18
20.	Purdue	24-8	418	17
21.	Washington State	24-8	377	21
22.	Clemson	24-9	364	NR
23.	Davidson	26-6	253	23
24.	Gonzaga	25-7	232	20
25.	Marquette	24-9	174	25



Drew Lavender and fellow seniors Josh Duncan and Stanley Burrell led Xavier to the 2008 NCAA Tournament Elite Eight and a then-school-record tying ranking of 12th in the final Associated Press Poll.

into the 1988 NCAA Tournament, finishing number 18 in the final AP Top 20 Poll.

RECORD-SETTING FINISHES

Xavier set a school record for highest AP Poll finish at 12th in the 2002-03 season, the senior year for National Player of the Year **David West**. XU tied that record in 2008 and broke it in the 2015-16 season at No. 9. The 2017-18 team set the new standard at No. 3.



Stan Kimbrough, along with teammates Byron Larkin, Tyrone Hill, Derek Strong and J.D. Barnett, led Xavier to its first-ever appearance in the AP Final Poll in 1988. Kimbrough is seen here getting instructions from his head coach Pete Gillen, the second-winningest head coach in XU history and currently a CBS Sports Network analyst.

AP


2003 FINAL AP POLL

Rk	Team	Record	Points
1.	Kentucky (70)	29-3	1,774
2.	Arizona (1)	25-3	1,686
3.	Oklahoma	24-6	1,589
4.	Pittsburgh	26-4	1,539
5.	Texas	22-6	1,498
6.	Kansas	25-7	1,450
7.	Duke	24-6	1,224
8.	Wake Forest	24-5	1,160
9.	Marquette	23-5	1,147
10.	Florida	24-7	1,141
11.	Illinois	24-6	1,101
12.	Xavier	25-5	1,006
13.	Syracuse	24-5	968
14.	Louisville	24-6	826
15.	Creighton	29-4	605
16.	Dayton	25-5	584
17.	Maryland	19-9	580
18.	Stanford	23-8	539
19.	Memphis	23-6	468
20.	Mississippi State	21-9	372
21.	Wisconsin	22-7	369
22.	Notre Dame	22-9	313
23.	Connecticut	21-9	225
24.	Missouri	21-10	199
25.	Georgia	19-8	141

1988 FINAL AP POLL

1. Temple
2. Arizona
3. Purdue
4. Oklahoma
5. Duke
6. Kentucky
7. North Carolina
8. Pittsburgh
9. Syracuse
10. Michigan
11. Bradley
12. Nevada-Las Vegas
13. Wyoming
14. North Carolina St.
15. Loyola Marymount
16. Illinois
17. Iowa
18. Xavier ^
19. Brigham Young
20. Kansas State

^ XU's first appearance in final AP Poll.



David West, the 2003 National Player of the Year and a three-time selection as Atlantic 10 Conference Player of the Year, led Xavier to the 2003 NCAA Tournament Second Round and a then-school-record ranking of 12th in the final Associated Press Poll. He is seen here in Xavier's win at rival Cincinnati his senior year. The 2017-18 team, which earned the school's first-ever No. 1 seed in the NCAA Tournament, owns the final AP Poll school record at No. 3.

2018 ESPN/USA TODAY COACHES FINAL POLL ^

Rk	Team	Record	Pts.	Previous
1.	Villanova (32)	36-4	800	2
2.	Michigan	33-8	756	7
3.	Kansas	31-8	734	3
4.	Duke	29-8	669	6
5.	Virginia	31-3	611	1
6.	Texas Tech	27-10	559	13
7.	Loyola (Chi)	32-6	555	NR
8.	Xavier +	29-6	531	4
9.	Purdue	30-7	500	11
10.	Gonzaga	32-5	476	8
11.	Michigan State	30-5	473	5
12.	Cincinnati	31-5	420	10
13.	West Virginia	26-11	402	14
14.	North Carolina	26-11	394	9
15.	Clemson	25-10	317	18
16.	Tennessee	26-9	287	12
17.	Kentucky	26-11	280	20
18.	Florida State	23-12	250	NR
19.	Kansas State	25-12	221	NR
20.	Nevada	29-8	201	25
21.	Ohio State	25-9	196	17
22.	Houston	27-8	149	19
23.	Auburn	26-8	108	21
24.	Texas A&M	22-13	107	NR
25.	Wichita St	25-8	83	16

^ post-NCAA Tournament poll

RV - receiving votes

+ School record for the Final USA Today/ESPN Poll

2017 ESPN/USA TODAY FINAL POLL ^

Rk	Team	Record	Pts.	Previous
1.	North Carolina (31)	33-7	775	8
2.	Gonzaga	37-2	744	2
3.	Oregon	33-6	695	9
4.	Kansas	31-5	653	3
5.	Kentucky	32-6	627	5
6.	South Carolina	26-11	561	NR
7.	Arizona	32-5	548	4
8.	Villanova	32-4	498	1
9.	UCLA	31-5	492	6
10.	Florida	27-9	468	17
11.	West Virginia	28-9	445	12
12.	Baylor	27-8	352	11
13.	Duke	28-9	348	7
14.	Louisville	25-9	347	10
15.	Purdue	27-8	319	15
16.	Wisconsin	27-10	289	22
17.	Michigan	26-12	278	26
18.	Xavier	24-14	276	NR
19.	Butler	25-9	229	24
20.	Notre Dame	26-10	199	14
21.	Wichita State	31-5	162	19
22.	Cincinnati	30-6	140	16
23.	Southern Methodist	30-5	128	13
24.	Florida State	26-9	127	18
25.	Iowa State	24-11	106	20

^ post-NCAA Tournament poll

2016 ESPN/USA TODAY FINAL POLL ^

Rk	Team	Record	Pts.	Previous
1.	Villanova (30)	35-5	750	6
2.	North Carolina	33-7	720	3
3.	Kansas	33-5	657	1
4.	Oklahoma	29-8	643	7
5.	Virginia	29-8	631	5
6.	Oregon	31-7	596	4
7.	Michigan State	29-6	488	2
8.	Miami	27-8	480	11
9.	Indiana	27-8	456	12
10.	Syracuse	23-14	446	NR
11.	Xavier	28-6	361	9
12.	Texas A&M	28-9	358	15
	Maryland	27-9	358	17
14.	West Virginia	26-9	331	8
15.	Iowa State	23-12	315	19
16.	Kentucky	27-9	297	13
17.	Notre Dame	24-12	285	NR
18.	Duke	25-11	263	20
19.	Purdue	26-9	184	10
20.	Utah	27-9	170	14
21.	Gonzaga	28-8	157	NR
22.	Arizona	25-9	154	16
23.	Wisconsin	22-13	149	NR
24.	Baylor	22-12	105	18
25.	Iowa	22-11	82	24

^ post-NCAA Tournament poll

2015 ESPN/USA TODAY COACHES FINAL POLL ^

Rk	Team	Record	Pts.	Previous
1.	Duke (29)	35-4	773	5
2.	Wisconsin	36-4	739	3
3.	Kentucky (2)	38-1	720	1
4.	Arizona	34-4	659	4
5.	Notre Dame	32-6	614	8
6.	Gonzaga	35-3	608	7
7.	Michigan State	27-12	572	22
8.	Virginia	30-4	525	6
9.	Villanova	33-3	500	2
10.	Louisville	27-9	474	16
11.	Wichita State	30-5	452	13
12.	North Carolina	26-12	403	14
13.	Oklahoma	24-11	360	15
14.	Northern Iowa	31-4	350	9
15.	Utah	26-9	342	18
16.	Maryland	28-7	331	12
17.	Kansas	27-9	330	11
18.	West Virginia	25-10	286	21
19.	Iowa State	25-9	243	10
20.	Arkansas	27-9	143	20
21.	Baylor	24-10	112	17
22.	Xavier	23-14	106	NR
23.	Butler	23-11	89	23
24.	NC State	22-14	88	NR
25.	Oregon	26-10	56	25

^ post-NCAA Tournament poll

A REGULAR IN THE COACHES POLL

Xavier has become a regular in the Final ESPN/USA Today Coaches Poll, a post-NCAA Tournament poll, making that poll eight times since 2008, including the last four straight years (2018, 2017, 2016, 2015, 2012, 2010, 2009 and 2008). XU earned a ranking of eighth in the 2018 Final ESPN/USA Today Coaches Poll, tying the school record first set in the 2007-08 season.

Xavier made each of the 19 USA Today Coaches Polls in the 2017-18 season for the first time in school history, including the preseason, postseason and every regular season poll. XU, which was a school-record No. 4 in the final regular season 2018 USA Today Coaches Poll, also reached No. 4 in the 2015-16 season on Feb. 8, 2016.

Xavier enjoyed a stretch where it was ranked in the ESPN/USA Today Poll that began December 8, 1996 and ended in the March 8, 1998 poll.

2010 ESPN/USA TODAY COACHES FINAL POLL ^

Rk	Team	Record	Pts.	Previous
1.	Duke (31)	35-5	775	3
2.	Butler	33-5	739	8
3.	West Virginia	31-7	696	5
4.	Michigan State	28-9	654	12
5.	Kentucky	35-3	650	2
6.	Kansas	33-3	604	1
7.	Kansas State	29-8	573	7
8.	Syracuse	30-5	554	4
9.	Tennessee	28-9	494	14
10.	Baylor	28-8	487	21
11.	Ohio State	29-8	483	6
12.	Purdue	29-6	448	11
13.	Northern Iowa	30-5	344	24
14.	Xavier	26-9	271	33
15.	Villanova	25-8	267	9
16.	New Mexico	30-5	229	10
17.	Cornell	29-5	225	29
18.	Maryland	24-9	201	20
19.	St. Mary's	28-6	198	26
20.	Pittsburgh	25-9	182	16
21.	Washington	26-10	163	30
22.	Brigham Young	30-6	161	16
23.	Gonzaga	27-7	141	18
24.	Wisconsin	24-9	140	19
25.	Texas A&M	24-10	136	23

^ post-NCAA Tournament poll

2008 ESPN/USA TODAY COACHES FINAL POLL ^

Rk	Team	Record	Pts.	Previous
1.	Kansas (31)	37-3	775	4
2.	Memphis	38-2	744	3
3.	North Carolina	36-3	708	1
4.	UCLA	35-4	687	2
5.	Texas	31-7	631	7
6.	Louisville	27-9	602	13
7.	Tennessee	31-5	554	6
8.	Xavier +	30-7	543	12
9.	Davidson	29-7	512	23
10.	Wisconsin	31-5	499	5
11.	Stanford	28-8	474	11
12.	Georgetown	28-6	395	8
13.	Michigan State	27-9	359	20
14.	Butler	30-4	339	10
15.	Washington State	26-9	328	21
16.	Duke	28-6	312	9
17.	West Virginia	26-11	197	RV
18.	Pittsburgh	27-10	194	19
19.	Notre Dame	25-8	180	15
20.	Purdue	25-9	164	18
21.	Marquette	25-10	153	T-24
22.	Western Kentucky	29-7	139	NR
23.	Drake	28-5	117	14
24.	Villanova	22-13	110	NR
25.	Vanderbilt	26-8	70	16

^ post-NCAA Tournament poll

RV - receiving votes

+ School record for the Final USA Today/ESPN Poll



Romain Sato, seen here against Texas in the 2004 NCAA Tournament, and fellow seniors Anthony Myles and Lionel Chalmers, led Xavier to the 2004 NCAA Tournament Elite Eight and a ranking of 12th in the post-tournament final ESPN/USA Today Poll.

THE CINDERELLA STORY

As the saying goes, “The third time was a charm” for Xavier and its fans. In 1956 head coach **Ned Wulk** guided the Musketeers to their first-ever National Invitation Tournament appearance, upsetting St. Louis 84-80 in the first round before losing in the Quarterfinals to NIT finalist Dayton 72-68. Wulk brought Xavier back into the NIT in 1957, defeating Seton Hall 85-79 before being eliminated by eventual champion Bradley.

Needless to say, expectations were high heading into the 1957-58 season. First-year head coach **Jim McCafferty**’s team jumped out of the gate with a 10-1 record and accepted an NIT bid at that time.

Then things started to fall apart. XU lost 10 of its last 15 regular season games and was asked by the NIT selection committee if it wished to withdraw from the tourney. McCafferty answered with an emphatic “No!”

This set the stage for Xavier’s Cinderella Story, a championship which *Sport* magazine called “One of the greatest upsets in basketball history.” Most people thought the Musketeers’ stay in New York would be a short one. They were seeded last.

The underdog Musketeers struggled early in their first game, falling behind Niagara 16-3. XU came back to beat Niagara 95-86, and went on to defeat Bradley (72-62) and St. Bonaventure (72-53) on its way to the NIT Championship Game.



Jim McCafferty led Xavier to the 1958 National Invitation Tournament Championship, giving XU the distinction of being the first university in Ohio to win a major national championship in basketball.

Three straight upsets put the Musketeers into the finals against highly-favored Dayton on national television.

Hank Stein, who was named Tourney MVP, took control as the game went to overtime tied at 67-all. He helped the Musketeers put together a 7-2 run, giving them a 74-69 advantage. XU held on for a 78-74 win, becoming the first college basketball team in Ohio to win a major national championship.

For the third straight game, Xavier had the hot hand, shooting 53 percent from the field. Stein (23) led the scoring parade while **Ducky Castelle** added 19. Four Musketeers were named to the All-Tournament Team, including MVP Hank Stein. **Joe Viviano**, **Ducky Castelle** and **Tony Olberding** joined Stein as All-NIT selections. The Cinderella Story was complete. It was time for the celebrations.



THE 1958 ROAD TO THE TITLE

Xavier vs. Niagara, NIT First Round, Saturday, March 15, 1958 at Madison Square Garden (New York, N.Y.)

Xavier (95) - Joe Viviano 8 10 26, Anthony Olberding 7 1 15, Frank Tartaron 2 0 4, Hank Stein 5 7 17, Bowyer “Ducky” Castelle 7 4 18, Richard Piontek 0 0 0, Al Gundrum 4 7 15, **Totals: 33 29 95**
Niagara (86) - Robert Sawyer 2 2 6, Art Johnston 1 0 2, Alex Ellis 12 17 41, Richard Veith 9 3 21, Thomas Mulroy 3 0 6, Robert Tighe 0 0 0, James Maloney 1 2 4, **Totals: 31 24 86**
 Halftime - Xavier 41, Niagara 39, Fouled Out - Taratron, Piontek, Sawyer, Johnston, Totals: Fouls - Xavier 20, Niagara 21

Xavier vs. Bradley, NIT Quarterfinal, Tuesday, March 18, 1958 at Madison Square Garden (New York, N.Y.)

Xavier (72) - Joe Viviano 6 2 16, Anthony Olberding 4 5 12, Frank Tartaron 1 0 2, Richard Piontek 2 1 5, Hank Stein 10 3 23, Bowyer “Ducky” Castelle 4 7 15, Albert Gundrum 0 0 0, **Totals: 27 18 72**
Bradley (62) - Barney Cable 3 5 13, Joe Billy McDade 3 1 7, Dick Dhahalt 0 0 0, Curley Johnson 1 0 2, Shellie McMillon 3 2 8, Don Carothers 0 0 0, Bobby Joe Mason 9 5 23, Chuck Sedgwick 1 0 2, Mike Owens 2 0 4, Gene Morse 0 1 1, John Myers 0 0 0, **Totals: 24 14 62**
 Halftime - Xavier 26, Bradley 27, Fouled Out - none, Total Fouls - Xavier 14, Bradley 21

Xavier vs. St. Bonaventure, NIT Semifinal, Thursday, March 20, 1958 at Madison Square Garden (New York, N.Y.)

Xavier (72) - Joe Viviano 2 4 8, Fred Jannott 1 0 2, Anthony Olberding 2 2 6, Bill Middendorf 0 0 0, Frank Tartaron 5 0 10, Richard Piontek 2 2 6, Hank Stein 11 5 27, James Puthoff 0 1 1, Bowyer “Ducky” Castelle 1 0 2, Albert Gundrum 2 2 6, James Dentinger 2 0 4, **Totals: 28 16 72**
St. Bonaventure (53) - Ken Fairfield 2 0 4, Mike Schrauth 1 2 4, Sam Stith 1 3 5, Mike Cavaliere 3 2 8, John Connors 7 2 16, Bill Kollander 0 2 2, Don Newhook 1 1 3, Mike Connely 0 0 0, Larry Weise 5 1 11, Lee Fitzpatrick 0 0 0, **Totals: 20 13 53**
 Halftime - Xavier 31, St. Bonaventure 24, Fouled Out - Fairfield, Total Fouls -Xavier 16, St. Bonaventure 19

Xavier vs. Dayton, NIT Championship, Saturday, March 22, 1958 at Madison Square Garden (New York, N.Y.)

Xavier (78) - Joe Viviano 5 0 10, Anthony Olberding 2 2 6, Richard Piontek 3 0 6, Frank Tartaron 6 2 14, Hank Stein 9 5 23, Bowyer “Ducky” Castelle 8 3 19, **Totals: 33 12 78**
Dayton (74) - Arlen Bockhorn 5 0 10, Frank Case 10 1 21, Hank Josefczyk 0 0 0, Harold Bockhorn 0 0 0, Jack McCarthy 9 3 21, Don Lane 6 4 16, Terry Bochhorn 1 4 6, **Totals: 31 12 74**
 Halftime - Xavier 41, Dayton 39, End of Regulation - Xavier 67, Dayton 67, Fouled Out - Tartaron, A. Bockhorn, Case, T. Bockhorn, Total Fouls - Xavier 18, Dayton 20


DID YOU KNOW?

Xavier is 16-7 in the postseason National Invitation Tournament.

Xavier reached at least the NIT Quarterfinals in each of its first six appearances.

XU’S ALL-NIT SELECTIONS

- 1956 Jim Boothe
- 1958 Hank Stein (First & MVP)
Joe Viviano (Second)
Ducky Castelle (Honorable Mention)
Tony Olberding (Honorable Mention)
- 1984 Ralph Lee
- 1999 Lenny Brown



Lenny Brown scored a career-high 34 points against Oregon in a 1999 NIT game at Madison Square Garden in New York City. That 1999 NIT marked XU’s first return to New York for the NIT since the 1958 championship run.

REGULAR SEASON TOURNAMENTS

- 1946 Indiana State Invitational, Terre Haute, Ind.** – Xavier 64, Southeast Missouri State 49; Xavier 53, Evansville 47; Marshall 58, Xavier 44.
- 1950 Ohio Catholic Tournament, Cleveland, Ohio** – Dayton 59, Xavier 51.
- 1950 Cincinnati Invitational, Cincinnati, Ohio** – Xavier 74, Morris-Harvey 53; Cincinnati 59, Xavier 48.
- 1955 Queen City, Buffalo, N.Y.** – Xavier 84, Niagara 63; Xavier 95, St. Bonaventure 86; Xavier 92, Georgia Tech 67. All-Tourney: Jim Boothe (MVP) and Dave Piontek.
- 195 Queen City, Buffalo, N.Y.** – Minnesota 83, Xavier 76; Xavier 81, Cornell 57. All-Tourney: Jim Boothe.
- 1957 Cincinnati Invitational, Cincinnati, Ohio** – Xavier 70, Marshall 68; Cincinnati 79, Xavier 68. All-Tourney: Hank Stein.
- 1958 All-College, Oklahoma City, Okla.** – Xavier 68, Oregon 57; Oklahoma City 81, Xavier 54; Bowling Green 92, Xavier 71.
- 1959 Hurricane Classic, Miami Beach, Fla.** – Xavier 86, Florida 74; Miami 87, Xavier 69. All-Tourney: Jack Thobe and Bill Kirvin.
- 1960 Motor City, Detroit, Mich.** – Colorado State 71, Xavier 65; Xavier 72, Yale 39. All-Tourney: Bill Kirvin.
- 1961 University of Kentucky Invitational, Lexington, Ky.** – Kansas State 75, Xavier 67; Tennessee 75, Xavier 70. All-Tourney: Frank Pinchback.
- 1962 Sugar Bowl Classic, New Orleans, La.** – Auburn 63, Xavier 57; Mississippi State 75, Xavier 66.
- 1963 Queen City, Buffalo, N.Y.** – Xavier 69, Miami (OH) 68; DePaul 86, Xavier 80. All-Tourney: Steve Thomas and Bob Pelkington.
- 1964 All-College, Oklahoma City, Okla.** – Xavier 93, LSU 87; Brigham Young 115, Xavier 103; Oklahoma City 90, Xavier 75. All-Tourney: Steve Thomas.
- 1965 All-College, Oklahoma City, Okla.** – Wichita State 82, Xavier 81; Xavier 98, Texas A&M 86; Xavier 90, Wyoming 86.
- 1966 American Legion Classic, Seattle, Wash.** – Xavier 96, Wyoming 92; Seattle 91, Xavier 79. All-Tourney: Tim O’Connell (MVP).
- 1967 All-College, Oklahoma City, Okla.** – Brigham Young 87, Xavier 75; Xavier 101, Idaho State 84; Fordham 81, Xavier 70. All-Tourney: Bob Quick.
- 1968 Mobile Classic, Mobile, Ala.** – Xavier 75, West Florida 67; Auburn 75, Xavier 73. All-Tourney: Tom Schlager and Luther Rackley.
- 1969 Marshall Invitational, Huntington, W.Va.** – Xavier 75, NYU 68; Oklahoma 101, Xavier 89. All-Tourney: Tom Binegar.
- 1970 Old Dominion Classic, Norfolk, Va.** – Auburn 86, Xavier 73; Xavier 82, Tulane 66.
- 1971 Palmetto Classic, Charleston, S.C.** – Virginia 85, Xavier 65; Air Force 62, Xavier 58.
- 1972 Roadrunner Classic, Las Cruces, N.M.** – Southern Illinois 75, Xavier 65; VMI 60, Xavier 59.
- 1973 Poinsettia Classic, Greenville, S.C.** – Furman 82, Xavier 70; Delaware 65, Xavier 64. All-Tourney: Mike Plunkett and Jerry Foley.
- 1974 All-College, Oklahoma City, Okla.** – Oklahoma City 70, Xavier 68; Wyoming 60, Xavier 57; Xavier 76, Niagara 69.
- 1975 Marshall Memorial Invitational, Huntington, W.Va.** – Xavier 78, Marshall 77 (OT); Kent State 79, Xavier 71. All-Tourney: Garry Whitfield and Nick Daniels.
- 1976 Brigham Young Cougar Classic, Provo, Utah** – Niagara 46, Xavier 44; Seattle 63, Xavier 61. All-Tourney: Steve Spivery.
- 1976 Maryland Invitational, College Park, Md.** – Maryland 84, Xavier 74; Duquesne 86, Xavier 80.
- 1977 Bluebonnet Classic, Houston, Texas** – Houston 100, Xavier 75; Xavier 65, Rice 58. All-Tourney: Gary Massa.
- 1978 Volunteer Classic, Knoxville, Tenn.** – Xavier 75, Southern Cal 68; Xavier 51, Tennessee 50. All-Tourney: Nick Daniels (MVP).
- 1979 Indiana Classic, Bloomington, Ind.** – Indiana 92, Xavier 66; Seton Hall 70, Xavier 67.
- 1979 West Virginia Classic, Morgantown, W.Va.** – West Virginia 82, Xavier 65; Xavier 74, Columbia 59.
- 1980 Lobo Classic, Albuquerque, N.M.** – Boston University 91, Xavier 84; TCU 57, Xavier 47. All-Tourney: Anthony Hicks.
- 1981 Lapchick Tournament, Jamaica, N.Y.** – St. John’s 75, Xavier 55; Detroit 72, Xavier 68 (OT).
- 1983 Miller High Life Tournament, Tampa, Fla.** – Xavier 77, Niagara 68; Xavier 104, Delaware State 82. All-Tourney: Jeff Jenkins (MVP), John Shimko, and Dexter Bailey.
- 1984 Kactus Klassic, Tempe, Ariz.** – Xavier 87, George Washington 79; Arizona State 71, Xavier 67. All-Tourney: Byron Larkin.
- 1986 Fleet Basketball Classic, Providence, R.I.** – Tulsa 70, Xavier 60; American 92, Xavier 90 (OT). All-Tourney: Byron Larkin and Stan Kimbrough.
- 1988 Dodge NIT, Cincinnati, Ohio** – Xavier 85, Louisville 83; Columbia, MO – Missouri 83, Xavier 71.
- 1989 Met Life Classic, San Francisco, Calif.** – Xavier 72, Princeton 65; Xavier 78, San Francisco 62. All-Tourney: Tyrone Hill (MVP) and Derek Strong.
- 1992 Daiwa NCAA Ball, Tokyo, Japan** – Xavier 74, Delaware 66; Xavier 99, All-Japan College 57 (exhibition); Xavier 75, Rice 60. All-Tourney: Brian Grant (MVP) and Jamie Gladden.
- 1998 Puerto Rico Shootout, San Juan, Puerto Rico** – Pittsburgh 94, Xavier 76; Xavier 74, Colorado 61; San Francisco 82, Xavier 69.
- 1999 Great Alaska Shootout, Anchorage, Alaska** – Xavier 81, Louisville 79; Kansas 111, Xavier 70; Xavier 81, Washington 65. All-Tourney: Lloyd Price.
- 2002 Preseason NIT, Cincinnati, Ohio** – Xavier 87, Saint Peter’s 48; Stanford, CA – Stanford 63, Xavier 62.
- 2003 Dell BCA Classic, Cincinnati, Ohio** – Xavier 62, Coppin State 37; Xavier 72, Mercer 58; Xavier 76, Oakland 66. All-Tourney: Lionel Chalmers (MVP) and Romain Sato.
- 2006 Paradise Jam, U.S. Virgin Islands** – Xavier 70, Virginia Commonwealth 67; Xavier 71, Villanova 66; Alabama 63, Xavier 56. All-Tourney: Stanley Burrell.

REGULAR SEASON TOURNAMENTS

2007 Chicago Challenge, Cincinnati, Ohio – Xavier 90, Southeast Missouri State 59; Xavier 98, Coppin State 49

Chicago Challenge, Hoffman Estates, Ill. – Xavier 78, Kent State 65; Xavier 80, Indiana 65; All-Tourney: Co-Tourney MVPs C.J. Anderson and Drew Lavender; All-Tourney: Josh Duncan.

2008 O'Reilly Auto Parts Puerto Rico Tip-Off, San Juan, Puerto Rico – Xavier 75, Missouri 71; Xavier 63, Virginia Tech 62 OT; Xavier 63, Memphis 58. Tourney MVP: C.J. Anderson.

2009 Old Spice Classic, Lake Buena Vista, Fla. – Marquette 71, Xavier 61; Xavier 80, Creighton 67; Baylor 69, Xavier 64.

2010 Paradise Jam, St. Thomas, U.S. Virgin Islands – Xavier 86, Iowa 73; Xavier 57, Seton Hall 52; Old Dominion 67, Xavier 58; All-Tourney: Tu Holloway.

2011 Hawaiian Airlines Diamond Head Classic, Honolulu, Hawaii – Long Beach State 68, Xavier 58; Hawaii 84, Xavier 82 (OT); Xavier 87, Southern Illinois 77.

2012 DIRECTV Classic, Anaheim, Calif. – Pacific 70, Xavier 67; Xavier 69, Drexel 65; Xavier 74, Drake 70. All-Tourney: Semaj Christon.

2013 Battle 4 Atlantis, Paradise Island, The Bahamas - Iowa 77, Xavier 74 (OT); Tennessee 64, Xavier 49; USC 84, Xavier 78

2014 Wooden Legacy, Fullerton, Calif. and Anaheim, Calif. – Xavier 82, San Diego 71; UTEP 77, Xavier 73; Long Beach State 73, Xavier 70.

2015 Advocare Invitational, Orlando, Fla. – Xavier 64, Alabama 45; Xavier 87, USC 77; Xavier 90, Dayton 61. All-Tourney: Trevon Bluiett and Jalen Reynolds.

2016 Tire Pros Invitational, Orlando, Fla. – Xavier 83, Missouri 82 (OT); Xavier 83, Clemson 77; Xavier 67, Northern Iowa 59. All-Tourney: Trevon Bluiett (MVP) and J.P. Macura.

2017 Continental Tire Las Vegas Invitational, Las Vegas, Nev. – Xavier 83, George Washington 64; Arizona State 102, Xavier 86. All-Tourney: Trevon Bluiett and J.P. Macura.

2018 Maui Jim Maui Classic, Maui, Hawaii – Auburn 88, Xavier 79 (OT); San Diego State 79, Xavier 74; Xavier 83, Illinois 74.

2019 Charleston Classic, Charleston, S.C. – Xavier 73, Towson 51; Xavier 75, UConn 74 (2OT); Florida 70, Xavier 65. All-Tourney: Tyrique Jones and Paul Scruggs.



Jamie Gladden was named to the All-Tournament Team his senior year at the 1992 Daiwa NCAA Ball Tournament in Tokyo, Japan. Gladden was a four-year starter and star, including as a freshman on XU's 1990 NCAA Sweet 16 team.



Tournament MVP Trevon Bluiett and his Xavier teammates celebrate their championship at the 2016 Tire Pros Invitational, marking the second straight year XU won an elite holiday event in Orlando, Florida. XU won the 2015 Advocare Invitational at the same venue, HP Fieldhouse, in the 2015-16 season.

ALL-TIME LETTERWINNERS

A

Remy Abell, 16
 Peter Accetta, 75
 John Albrinck, 57
 Walter Allen, 67
 *Robert Alston, 51
 *Douglas Alt, 72
 Landen Amos, 14
 *C.J. Anderson, 09
 David Anderson, 81
 *Sherwin Anderson, 97
 Jon Andre, 74
 Louis Arnzen, 30
 Perry Ashley, Jr., 70
 Larry Austin Jr., 16

B

Dexter Bailey, 84
 Donald Bailey, 37
 Kyle Ballinger, 00
 J.D. Barnett, 88
 James Baronas, 02
 Cullen Barr, 17
 Joseph Bartlett, 31
 Frank Barton, 58
 William Bechtold, 13
 Paul Beckman, 40
 Paul Beckwith, 32
 Richard Bell, 68
 Robert Benjamin, 49
 Alex Bergen, 17
 Malcolm Bernard, 17
 Richard Berning, 53
 Thomas Binegar, 72
 Edward Bismeyer, 49
 Russell Blossom, 72
 Trevon Bluiett, 18
 John Boehle, 57
 Cyril Bolger, 32
 Donald Bolton, 50
 *James Boothe, 57
 James Bothen, 66
 Joseph Bowman, 86
 Richard Boxwell, 52
 Torraye Braggs, 98

Maurice Brantley, 92
 Richard Bray, Jr., 27
 Mark Brinkman, 77
 Tyson Brit, 96
 Charles Bronson, 08
 Alvin Brown, 02
 *Derrick Brown, 09
 *Lenny Brown, 99
 Philip Bucklew, 36
 Herbert Budde, 53
 Edward Burns, 28
 Stanley Burrell, 08
 Jerry Butler, 90
 *Reggie Butler, 01

C

William Cady, 51
 Justin Cage, 07
 John Cahill, 56
 Paul Cain, 29
 Ryan Caldwell, 03
 Dexter Campbell, 88
 Jay Canty, 11
 Touissant Careathers, 99
 *Kevin Carr, 97
 *Donald Carroll, 39
Jason Carter, 20
 *Bowyer Castelle, 61
 *Kyle Castlin, 19
 Vince Catarella, 99
 Will Caudle, 06
 Timothy Chadwell, 80
 Lionel Chalmers, 04
 Keenan Christiansen, 06
 *Semaj Christon, 14
 Thomas Clines, 28
 Michael Cobb, 86
Spencer Cody, 20
 Kevin Coker, 16
 John Collins, 51
 Brandon Cole, 07
 Anthony Coleman, 02
 James Coleman, 35
 Boubacar Coly, 06
 Tom Compton, 04

Thomas Condon, 82
 Walter Corbean, 86
 Bennett Cooper, Jr., 70
 O'Neil Cooper, 12
 Daniel Corbett, 33
 William Cosgrove, 48
 Stuart Courchaine, 58
 Earl Cowell, Jr., 62
 Dennis Crane, 66
 Jordan Crawford, 10
 *James Cushing, 23

D

Terrence Daniels, 79
 Donald Darby, 70
 *Thomas Daugherty, 30
 *Michael Davenport, 91
 Dee Davis, 15
 Herb Davis, 25
 Myles Davis, 16
 Darnell Dawson, 76
 *Robert Dean, 51
 Timothy Deardorff, 73
 Matthew Deboor, 55
 Thomas Dee, 78
 Gary Deidrick, 75
 Arthur DelConte, 59
 James Dentinger, 59
 Robert Dickman, 53
 Justin Doelman, 07
 John Donlin, 39
 *Andrew Donnelly, 86
 *Donald Donovan, 47
 *Patrick Donovan, 38
 William Donovan, 52
 Joseph Dooley, 69
 Greg Dougan, 12
 James Douglas, 85
 Broderick Dow, 81
 James Doyle, 37
 Gerald Drew, 63
 Steven Drew, 84
 Stephen Duckett, 09
 Theodore Duggins, 79
 Josh Duncan, 08

E

*Jonathan Eck, 73
 Erik Edwards, 94
 Robert Egbers, 31
 Robert Einhaus, 67
 Mark Emerson, 55
 *James Enright, 63
 Stan Ense, 43
 Ray Epton, 84
 Anthony Espelage, 50

F

James Farr, 16
 Kevin Feeney, 11
 Wilbert Ferguson, 38
 Dedrick Finn, 06
 Victor Fleming, 84
 Jerome Foley, 75
 Lawrence Foley, 47
 Raymond Foos, 50
 Carl Foster, 68
 Fred Foster, 65
 Scott Franklin, 74
 A.J. Frazier, 19
 Kenny Frease, 12
 Cornelius Freeman, 58
Zach Freemantle, 20
 *Thomas Freppon, 64
 Heron Frey, 49
 Kevin Frey, 02
 Robert Fullarton, 73

G

RaShid Gaston, 17
 Kaiser Gates, 18
 William Gates, Jr., 42
 *Joseph Geiger, 64
 James Gels, 66
 Steve Gentry, 94
 Fred Geraci, 46
 *Albert Geselbracht, 50
 *Jamie Gladden, 93
 Stanley Glaser, 58
 *Quentin Goodin, 20
 Walter Gorka, 69

John Gorman, 67
 Bradford Graff, 74
 *Brian Grant, 94
 Adrion Graves, 08
 Leroy Greenidge, 86
 John Gremminger, 50
 Norman Grevey, 52
 Joseph Gromada, 71
 James Gruber, 67
 David Guenther, 62
 Albert Gundrum, 60

H

Dale Haarman, 77
 James Haffner, 62
 Christopher Hall, 70
 Brien Hanley
 Jon Hanley, 83
 Zach Hankins, 19
 Myles Hanson, 20
 Elias Harden, 19
 Obi Harris, 00
 *Richard Harris, 86
 *William Hart, 23
 Ken Harvey, 97
 *Michael Hawkins, 95
 *Robert Heim, 54
 Robert Heiny, 50
 *Jerome Helmers, Jr., 72
 James Hengehold, 67
 Robert Herfurt, 40
 David Heskamp, 66
 James Hess, 68
 Thomas Hext, 66
 *Anthony Hicks, 83
 Tyrone Hill, 90
 David Hils, 54
 Martin Hils, 60
 Robert Himmeler, 40
 William Hoffer, 51
 *Chuck Hofmann, 55
 Herm Hohnhorst, 48
 Leslie Holbrook, 66
 Gary Holle, 73
 George Hollenstein, Jr., 63

*Dwight Hollins, 81
 Terrell Holloway, 12
 Jerome Holmes, 90
 Albert Howe, Jr., 39
 Shannon Howell, 91
 Anthony Hubbard, 77
 Joe Hughes, 11

I

Frederick Irwin, 64

J

Dante Jackson, 11
 *Keith Jackson, 05
 Joseph Jacobs, 50
 Dontarius James, 20
 Robert Janca, 52
 Frederick Jannott, Jr., 60
 Jeff Jenkins, 84
 Andre Johnson, 02
 Brian Johnson, 96
 Eddie Johnson, 86
 *Tavares Johnson, 98
 Paul Jones, 83
 *Tyrique Jones, 20
 *Kenneth Jordan, 34

K

Kerem Kanter, 18
 James Kartholl, 50
 Charles Kegler, 62
 John Kelley, 86
 *Joseph Kelly, 27
 Michael Kelsey, 71
 *Patrick Kelsey, 98
 Keonte Kennedy, 19
 William Kenney, 60
 James Kervan, 60
 *Stan Kimbrough, 89
 Robert King, 28
 Robert King, 80
 Chuck Kirkhoff, 53
 *William Kirvin, 62
 Edward Kluska, 40
 Eric Knop, 93

Paul Kobussen, 69
 Robert Koester, 90
 *John Koprowski, 37
 Richard Korb, 51
 James Kramer, 49
 Charles Kromer, 71
 James Kromer, 97
 *Robert Krueer, 43
 Joseph Kruse, 37
 Frank Kucia, 38

L

James Lacey, 68
 Ronald Laker, 76
 Paul Langemeier, 51
 *Byron Larkin, 88
 Jordan Latham, 11
 Drew Lavender, 08
 *Ralph Lee, 86
 John Leugers, 50
 P.G. Litzinger, 41
 John Loeffler, 65
 Makinde London, 16
 Jason Love, 10
 Dupree Lucas, 05
 *Gary Lumpkin, 99
 Jerry Luttenegger, 66
 David Lynch, 67
 Mark Lyons, 12

M

*John Macel, 68
 *Christopher Mack, 93
 Jack MacKenna, 36
 J.P. Macura, 18
 John Maher, 38
 Mark Maher, Jr., 56
 Thomas Malone, 60
 Paul Margerum, 54
 Naji Marshall, 20
 Justin Martin, 14
 Ronald Martin, 65
 Marcus Mason, 01
 *Gary Massa, 81

ALL-TIME LETTER WINNERS

*Jeff Massey, 95
 Paul Matsen, 73
 Johnny Mazza, 11
 *Maurice McAfee, 01
 Walt McBride, 86
 Tom McCafferty, 47
 Michael McCall, 77
 James McCown, 51
 Stan McCoy, 77
 John McCreary, 34
 Joseph McDaniel, 40
 Leo McDermott, 63
 Thomas McDevitt, 58
 Charles McEvoy, 38
 Arthur McGivern, 69
 *Andrew McGrath, 28
 Brandon McIntosh, 01
 Griffin McKenzie, 12
 Jamel McLean, 11
 Michael McMahan, 63
 *Malcolm McMullen, 10
 *Joseph McNeil, 65
 Richard McQuade, 50
 Robert McQuade, 50
 *Frank Mercurio, 33
 Richard Metz, 66
 Ken Meyer, 83
 William Middendorf, 60
 George Miller, 75
 John Miller, 77
 David Minor, 90
 Andrew Mitchell, 15
 Joseph Mitchell, Jr., 63
 Thomas Mitchell, 55
 John Moher, 57
 Benjamin Monhollen, 61
 Bryce Moore, 20
 *Arthur Morthorst, 50
 Joseph Mueller, 51
 Raymond Mueller, 64
 Robert Mulligan, 43
 Leo Murray, 97
 Chester Mutryn, 43
 Anthony Myles, 04

N
 Roy Neary, 39
 *Ronald Nicolai, 61
 Jack Nieser, 47
 Khalil Nixon, 01
 William Nixon, 50
 Brad Noble, 85
 *John Noppenberger, 20

O
 Richard Oberting, 48
 Fred O'Brien, 55
 Paul O'Brien, 51
 James O'Connell, 56
 *Timothy O'Connell, 68
 John O'Hara, 43
 Aaron O'Leary, 98
 Sean O'Mara, 18
 Churchill Odia, 05
 Anthony Olberding, 58

P
 Maurice Palo, 56
 Anthony Palumbo, 58
 *Joseph Pangrazio, Jr., 68
 James Pardi, 56
 Colin Parker, 91
 Terrance Payne, 98
 David Payton, 79
 *Robert Pelkington, 63
 Steven Penhorwood, 74
 *Hal Pennington, 34
 Paul Perrine, 43
 Conor Peterson, 17
 Robert Petroski, 73
 James Phelan, 53
 Charles Phillips, 60
 James Phillips, 31
 Leo Phillips, 59
 *Isaiah Philmore, 14
 Richard Piening, 69
 Franklin Pinchback, 62
 Dave Piontek, 56
 Richard Piontek, 60
 David Plunkett, 75

Michael Plunkett, 76
 Richard Pohlkamp, 51
 Stephen Poppe, 71
 *James Posey, 99
 George Potts, 63
 Mark Poynter, 93
 Lloyd Price, 01
 Ronald Protz, 59
 James Puthoff, 59
 William Puttman, 41
 Ambrose Puttmann, Jr., 31

Q
 *Robert Quick, 68
 Jerry Quinlan, 42

R
 Luther Rackley, 69
 Sydney Raeford, 90
 Michael Ramey, 88
 Brandon Randolph, 15
 *B.J. Raymond, 09
 Richard Reder, 70
 Brad Redford, 13
 James Renforth, 87
 Joseph Rey, 93
 *George Reynolds, 26
 Jalen Reynolds, 16
 Brandon Rice, 06
 Kamall Richards, 14
 Ralph Richter, 79
 Edward Riechman, Jr., 62
 Harry Rieckelman, III, 72
 Michael Riesser, 70
 James Rippe, 75
 *Bertrand Robben, 42
 Richard Robers, 39
 Demetrius Robertson, 99
 Jeff Robinson, 13
 Anthony Roehrich, 79
 Thomas Rohling, 69
 Theodore Rombach, 67
 DeWaun Rose, 95
 Michael Rotterman, 68
 *Donald Ruberg, 51

William Russ, 38

S
 Leo Sack, 36
 *Robert Sack, 33
 Lin Sahlfeld, 43
 Terry Sain, 78
 Thomas Saint John, 54
 Romain Sato, 04
 Thomas Schlager, 69
 Donald Schlosser, 68
 Peter Schmeling, 62
 Irvin Schmidt, 56
 Richard Schneider, 56
 Joseph Schoenfeld, 81
 Leighton Schrand, 20
 Howie Schueller, 50
 Joe Schuessler, 13
Paul Scruggs, 20
 James Scully, 50
 Pete Sears, 95
 Philip Sheridan, 37
 *John Shimko, 84
 Terrence Sillies, 71
 *Thomas Simms, 53
 Adam Simons, 07
Ramon Singh, 20
 Matt Singleton, 18
 Thomas Skaleski, 74
 Andre Smith, 96
 Angelo Smith, 04
 *Eugene Smith, 52
 Mark Smydra, 96
 Steve Spivery, 79
 Francis Stahl, 58
 *Matt Stainbrook, 15
 Tim Stainbrook, 17
 John Stasio, 65
 Jack Steenken, 42
 William Steenken, 50
 *Henry Stein, Jr., 59
 Erik Stenger, 14
 *George Sterman, 29
 *James Stout, 31
 Derek Strong, 90

Edmond Sumner, 17
 Joseph Sunderman, 79
 John B. Sweeney, 40
 *Russell Sweeney, 36
Zak Swetye, 20
 Larry Sykes, 95

T
KyKy Tandy, 20
 *Francis Tartaron, Jr., 58
 Andrew Taylor, 11
 Kyle Taylor, 87
 Travis Taylor, 13
 Dan Tehan, 28
 *R. Edward Tepe, 61
 R. Edward Tepe, 30
 William Tepe, 36
 Matt Terpening, 98
 John Tetens, 43
 Richard Thies, 70
 *Jack Thobe, 62
 *Brian Thornton, 06
 *Stephen Thomas, 66
 J.W. Thumann, Sr., 42
 Ray Tomlin, 57
 *John Tracy, 32
 Aaron Turner, 00
 Nate Turner, 98

V
 Nick Vanderpohl, 18
 Kevin Varda, 98
 James Vaughan, 42
 William Veith, 57
 *Joseph Viviano, 59
 *Louis Vonderbrink, 56

W
 Andre Walker, 12
 Archie Walker, 80
 Desmond Walker, 99
 *Jamal Walker, 91
 Keith Walker, 80
 *Tyrice Walker, 94
 Brian Walsh, 10

John Walter, 56
 Lou Walther, 49
 Jack Wambach, 67
 Conny Warren, Jr., 73
 Kevin Waymire, 07
 Nicholas Weiler, 40
 Richard Weiskittel, 24
 Ryan Welage, 19
 Dezmine Wells, 12
 Gerald Wessels, 59
 David West, 03
 Tim Whelan, 14
 Garry Whitfield, 77
 *Jacob Wiener, 26
 John Wiethe, 34
 Bernard Wilhelm, 32
 Clifford Wilke, 51
 Aaron Williams, 93
 Bryan Williams, 67
 *Darnell Williams, 00
 Jaison Williams, 02
 John Williams, 28
 Robert Williams, 73
 Kelly Williamson, 87
 Charles Willis, 74
 *Dwayne Wilson, 93
 Mark Wilson, 76
 Walter Winston, 91
 Andrew Witte, 82
 Johnny Wolf, 07
 Marty Wolf, 79
 *Steve Wolf, 83

Y
 Dave Young, 02

Z
 *John Zeides, 69
 Anthony Zych, 69

The asterisk designation before a name indicates that particular player was a captain or co-captain for the Musketeers. The number indicates the last season that the player earned a letter at Xavier.

RETIRED JERSEYS

Byron Larkin ('88), Xavier's all-time leading scorer, earned Second Team All-American (UPI and Scripps Howard) and Third Team All-American (AP) honors following his senior season, 1987-88. **David West** ('03), 2003 National Player of the Year, is the most decorated player in Xavier basketball history. West, who played 15 NBA seasons, won two NBA titles and was named an NBA All-Star twice, earned AP national honors in each of his final three Xavier seasons. **Brian Grant** ('94), a two-time MCC Player of the Year, is Xavier's highest-ever NBA Draft pick (8 in 1994) and played 13 NBA seasons. **Tyrone Hill** ('90), Xavier's all-time leading rebounder, was Xavier's first-ever NBA Draft "lottery pick" and played 14 NBA seasons.



0		
Larry Austin Jr.	2014-16	
Lionel Chalmers	1999-04^	
Semaj Christon	2012-14	
Dee Davis	2011-12	
Tyrique Jones	2016-19	
Daniel Ramsey	2019-20	
1		
Josh Duncan	2004-08	
Jalen Reynolds	2012-16^	
Paul Scruggs	2017-20	
Jaison Williams	2001-02	
2		
Landen Amos	2011-12	
Dahmir Bishop	2019-20	
Kyle Castlin	2018-19	
James Farr	2012-16	
Adrion Graves	2006-08	
Jordan Latham	2010-11	
Brian Thornton	2003-06^	
3		
Ashanti Burgess	2015-16	
Justin Cage	2003-07	
O'Neil Cooper	2011-12	

Kevin Frey	1998-02	
Quentin Goodin	2016-20	
Jim Kartholl	1947-50	
Pat Kelsey	1995-98	
Brandon Randolph	2013-15	
Tom Simms	1950-51	
Joe Schuessler	2012-13	
Brian Walsh	2008-10^	
John Wieth	1933-34	
4		
Charles Bronson	2007-08	
Lenny Brown	1995-99	
Ducky Castelle	1959-60	
James Coleman	1932-33	
Elias Harden	2017-19	
Jerry Helmers #	1969-70	
David Hills	1950-52	
Tyrique Jones	2019-20	
Kenny Jordan	1933-34	
Mike Kelsey #	1968-69	
Joe McNeil	1962-65	
Art Morthorst	1946-50	
Tim O'Connell	1965-68	
Churchill Odia	2004-05	
Edmond Sumner	2014-17^	
Travis Taylor	2011-13	

5		
Richard Berning	1950-52	
Trevon Bluiett	2014-18	
Derrick Brown	2005-09^	
Ducky Castelle #	1959-60	
Steve Drew	1982-84	
Chris Hall #	1968-70	
John Koprowski	1935-36	
Joe McNeil #	1962-65	
Khalil Nixon	2000-01	
Tim O'Connell #	1965-68	
Mark Poynter	1989-93	
Andre Smith	1994-96^	
Bill Steenken	1945-49	
Kyle Taylor	1986-87	
Dezmine Wells	2011-12	
6		
Bill Hoffer	1948-51	
7		
Jim Boothe	1954-56	
Dick McQuade	1946-50	
Richard Pohlkamp	1950-51	
8		
Bob Alston	1946-50	

9		
Joseph Mueller	1950-51	
William Nixon	1949-50	
Hal Pennington	1933-34	
John "Sock" Wieth	1932-33	
10		
Remy Abell	2014-16	
Doug Alt	1969-72	
Joe Bowman	1984-86	
Chick Boxwell	1947-51	
Victor Fleming	1980-84	
Chris Hall	1967-68	
Ricky Jannott	1959-60	
Dave Lynch	1966-67	
Mark Lyons	2008-12^	
Leo McDermott	1960-62	
David Payton	1975-79	
Jim Rippe	1972-75	
Romain Sato	2000-04	
Leighton Schrand	2016-20	
Steve Thomas	1962-66	
Jamal Walker	1987-91	
John Zeides	1968-69	

11		
Malcolm Bernard	2016-17	
Ed Bissmeyer	1946-48	
Jay Canty	2010-11	
Dee Davis	2012-15	
Norman Grevey	1949-51	
Chris Hall #	1967-68	
Ricky Jannott #	1959-60	
Kerem Kanter	2017-18	
Keonte Kennedy	2018-19	
Stan Kimbrough	1985-89^	
Dave Lynch #	1966-67	
Leo McDermott #	1960-62	
Bryce Moore	2019-20	
Steve Poppe #	1968-70	
B.J. Raymond	2005-09	
Angelo Smith	2002-04	
Steve Thomas #	1962-66	
12		
Cullen Barr	2016-17	
Mike Cobb	1985-86	
Darnell Dawson	1973-74	
Dedrick Finn	2002-06	
Steve Gentry	1990-94^	
Dale Haarman	1975-77	
Dontarius James	2018-20	
Richard Korb	1948-51	
Gary Lumpkin	1995-99	
Gary Massa	1977-81	
Rich Piontek	1959-60	
Ricky Reder	1968-70	
Brad Redford	2008-13^	
Franny Stahl	1955-56	
Nick Vanderpohl	2017-18	
Conny Warren	1970-73	
13		
Stephen Duckett	2007-09	
Chris Hall	1968-70	
Kevin Feeney	2009-11	
Makindé London	2014-16^	
Tommy Malone	1958-59	
Naji Marshall	2017-20	
Brandon McIntosh	1998-99^	
Malcolm McMullen	1947-49	
Bob Petroski	1970-72	
Rich Pionek #	1959-60	
Dave Young	1999-03^	
14		
Walt Corbean	1985-88	
Robert Dean	1948-51	
Fred Foster	1962-63	
Al Gundrum	1959-60	
Eric Knop	1989-93	
Dave Lynch	1964-66	
Thomas Malone	1961-62	

Johnny Mazza	2009-11	
John McCreary	1932-34	
Frank Tartaron	1955-56	
Nate Turner	1996-98	
Tim Whelan	2012-14	
Bryan Williams	1963-64	
Johnny Wolf	2005-07	
Nick Vanderpohl	2017-18	
15		
Sherwin Anderson	1993-97	
Spencer Cody	2019-20	
Myles Davis	2012-16^	
Justin Doellman	2003-07	
Greg Dougan	2011-12	
Ted Duggins	1978-79	
Fred Foster #	1962-63	
Al Gundrum #	1959-60	
Jerry Helmers	1969-72	
Mike Kelsey	1968-69	
Ralph Lee	1982-86	
Dave Lynch #	1964-66	
Thomas Malone #	1961-62	
Maurice McAfee	1997-01	
Bob McQuade	1945-46	
Steve Penhorwood	1972-74	
Hal Pennington	1932-33	
Sydney Raeford	1988-90	
Terry Sain	1976-78	
Dick Schneider	1953-56	
Andrew Taylor	2007-11^	
Bryan Williams #	1963-64	
Mark Wilson	1974-76	
16		
William Cady	1948-51	
Frank Mercurio	1932-33	
Hank Schmidt	1954-56	
17		
John Albrinck	1954-56	
Dan Corbett	1932-33	
Richard Korb	1946-48	
John Maher	1934-35	
Gene Smith	1949-51	
Lou Walther	1948-49	
18		
Kenny Jordan	1932-33	
Dave Piontek	1954-56	
Cliff Wilke	1949-50	
19		
Huck Budde	1950-51	
Chuck Hoffmann	1954-55	
Tony Olberding	1955-56	

20		
C.J. Anderson	2007-09	
Alex Bergen	2015-17	
Phil Bucklew	1934-35	
John Collins	1950-51	
Michael Davenport	1987-91	
Joseph Geiger	1961-64	
Jim Hengehold	1964-67	
Dupree Lucas	2004-05	
Justin Martin	2010-14^	
Paul Matson	1970-73	
Stan McCoy	1973-77	
Brandon McIntosh	1999-01	
Bill Middendorf	1959-60	
Ben Monhollen	1960-61	
Ricky Reder	1967-68	
Joe Rey	1992-93	
Richard Roberts	1936-37	
Harry Russ	1937-38	
Joe Schoenfeld	1977-81	
Ramon Singh	2018-20	
Matt Singleton	2017-18	
Mark Smydra	1995-96	
James Vaughan #	1939-40	
Lou Vonderbrink	1974-76	
Kelly Williamson	1985-87	
21		
Pete Accetta	1972-75	
Rusty Blossom	1969-72	
Jerry Butler	1986-90	
Anthony Coleman	2000-03^	
Boubacar Coly	2003-06^	
William Donovan	1950-51	
Larry Foley	1941-42	
William Gates #	1939-40	
Joe Geiger #	1961-64	
Leroy Greenidge	1983-86	
Jim Hengehold #	1964-67	
Ricky Jannott	1957-59	
T.J. (Tavares) Johnson	1994-98	
Paul Jones	1981-83	
Robert Krueer	1940-41	
Chris Mack	1990-93^	
Bill Middendorf #	1959-60	
Tom Mitchell	1952-55	
Ben Monhollen #	1960-61	
Ricky Reder #	1967-70	
Jeff Robinson	2009-13	
Tom Schlager	1968-69	
Gene Smith	1951-52	
Tim Stainbrook	2013-17	
Zak Swetye	2018-20	
Ray Tomlin	1956-57	
Keith Walker	1977-80	
Nicholas Weiler	1937-39	
Garry Whitfield	1975-77	

XAVIER MEN'S BASKETBALL ALL-TIME NUMBERS

22
John Albrinck 1956-57
Landen Amos 2012-14
Perry Ashley 1968-70
Huck Budde 1951-53
Tim Chadwell 1979-80
Tim Deardorff 1972-73
A.J. Frazier 2018-19
Kaiser Gates 2015-18
Jamie Gladden 1989-93
Brad Graff 1970-72
Albert Howe 1936-37
Andre Johnson 1999-02
Edward Kluska # 1939-40
Jamel McLean 2007-11^
Bill Middendorf 1957-59
Roy Neary 1937-39
Ron Nicolai 1959-61
Mike Ramey 1985-89
Brandon Rice 2004-06
Dick Schneider 1953-54
23
Stu Courchaine 1955-58
Jeff Jenkins 1980-84
Edward Kluska 1937-39
Byron Larkin 1984-88
Ron Nicolai # 1959-61
Jay O'Hara 1942-43
Charlie Phillips 1958-59
Tom Simms 1951-53
Nicholas Weiler # 1939-40
24
J.D. Barnett 1986-88
Paul Beckman 1937-39
Mark Brinkman 1973-74
Alvin Brown 1997-02^
Tom Condon 1980-82
Tim Deardorff 1971-72
Thomas Freppon 1961-64
Joe Gromada 1968-71
Jim Haffner 1959-61
Richard Harris 1982-86
Ken Harvey 1993-97
Tom Hext 1964-66
David Hils 1952-53
Jerome Holmes 1988-89
Drew Lavender 2005-08^
Charles McEvoy 1936-37
Andrew Mitchell 2014-15
Anthony Myles 2002-04
Jim O'Connell 1953-54
Joe Pangrazio 1966-68
Conor Peterson 2016-17
Leo Phillips 1958-59
Kamall Richards 2013-14
KyKy Tandy 2019-20

Frank Tartaron 1956-58
Robbie Williams 1972-73
25
Jack Cahill 1952-54
Jason Carter 2019-20
Nick Daniels 1975-79
Pat Donovan 1938-39
Thomas Freppon # 1961-64
Joe Gromada # 1968-71
Jim Haffner # 1959-61
Michael Hawkins 1991-95
Tom Hext # 1964-66
Robert Himmler # 1939-40
Dante Jackson 2007-11
Keith Jackson 2001-05
Leo Murray 1995-97
Jim O'Connell 1954-56
Joe Pangrazio # 1966-68
Dave Plunkett 1972-75
Dwayne Wilson 1988-89^
Steve Wolf 1980-83
26
Phil Sheridan 1936-37
John Sweeney 1937-39
27
Donald Bailey 1936-37
Pat Donovan 1937-38
Robert Herfurt # 1939-40
28
Donald Caroll 1937-39
Joe Kruse 1934-37
Bert Robben # 1939-40
James Vaughan 1940-42
29
Bill Ferguson 1936-37
Russ Sweeney 1935-36
John Thumann # 1939-40
30
Donald Donovan 1945-47
Anthony Hicks 1979-83
Albert Howe 1937-38
John Koprowski 1936-37
Pius Litzinger 1938-39
Jeff Massey 1993-95
Joseph McDaniel 1939-40
Ray Mueller 1961-63
Robert Mulligan 1940-42
Colin Parker 1987-91
Bob Quick 1965-68
Ed Tepe 1959-61
Bill Tepe 1934-36
David West 1999-03

31
Reggie Bell 1986-87
Don Bolton 1945-48
Ducky Castelle 1957-59
Tim Chadwell 1978-79
Obi Harris 1998-00
Bob Heim 1951-53
Dwight Hollins 1979-81
Thomas Kelly 1981-86^
Frank Kucia 1936-38
Ron Laker 1972-76
Jason Love 2006-10
Dave Minor 1988-90
Ray Mueller # 1961-63
Isaiah Philmore 2011-14^
Bob Quick # 1965-68
Harry Russ 1939-40
Leo Sack 1933-36
Terry Sillies # 1968-71
Travis Taylor 2010-11^
Ed Tepe # 1959-61
John Thumann 1939-42
Marty Wolf 1975-78
32
Jim Boothe 1956-57
Maurice Brantley 1990-92
Keenan Christiansen 2002-06
Kevin Coker 2012-16
Broderick Dow 1977-81
Bill Ferguson 1935-36
Kenny Frease 2008-12
Zach Freemantle 2019-20
Albert Geselbacht 1937-40
Al Gundrum 1957-59
Gary Holle 1972-73
George Hollenstein 1960-63
Paul Kobussen 1967-68
John Macel 1964-67
Mike McCall 1973-77
Russ Sweeney 1959-60
Dave Piontek 1953-54
Jim Renforth 1986-90^
Bert Robben 1939-42
Russ Sweeney 1933-35
Ryan Welage 2018-19
Darnell Williams 1995-00^
33
Brandon Cole 2002-07^
Jim Dentinger 1956-59
Scotty Franklin 1971-74
Brian Grant 1990-94
George Hollenstein # 1960-63
Joe Hughes 2007-11
Pius Litzinger # 1939-40
John Macel # 1964-67
Jack MacKenna 1934-35

Walter McBride 1982-86
Terrance Payne 1994-98^
Jim Phelan 1951-53
Charlie Phillips # 1959-60
Steve Poppe 1968-71
Derek Strong 1987-90
John Tetens 1940-42
Archie Walker 1975-80
Nicholas Weiler 1939-40
Andy Witte 1981-82
34
Jim Bothen 1962-63
Maurice Brantley 1989-90
Stanley Burrell 2004-08
Kevin Carr 1994-97^
Ray Epton 1983-84
Myles Hanson 2018-20
Albert Howe 1938-39
Chuck Kirkhoff 1952-53
Joseph McDaniel # 1939-40
Charley McEvoy 1937-38
Paul Perrine 1940-41
Frank Pinchback 1959-62
Lloyd Price 1998-01
Ralph Richter 1979-80
Harry Russ 1939-40
Hank Stein 1956-59
Lou Vonderbrink 1953-54
Tyrice Walker 1990-94
Jack Wambach 1963-66
John Zeides 1966-68
35
Doug Alt # 1969-72
Dexter Bailey 1980-84
Jim Bothen # 1962-65
Don Darby 1968-70
Anthony Espelage 1945-47
Bob Fullarton 1970-73
Charlie Phillips 2016-17
Zach Hankins 2018-19
Anthony Hubbard 1973-77
Bob King 1977-80
Jim Kromer 1994-97
Frank Pinchback # 1959-62
Pete Sears 1993-95
Erik Stenger 2011-14^
Tom St. John 1952-53
Desmond Walker 1998-99
Jack Wambach # 1963-66
John Zeides # 1966-69
36
Bob Benjamin 1945-48
William Gates 1939-41
Jack Steenken 1941-42
37

Ed Bissmeyer 1945-46
Edward Kluska 1939-40
Robert Kruer 1941-42
Charley McEvoy 1935-36
38
Stan Ense 1940-42
Al Geselbacht 1939-40
39
Herm Hornhorst 1945-47
Jack MacKenna 1935-36
James Vaughan 1939-40
40
David Anderson 1979-81
Jon Andre 1970-72
Mark Brinkman 1976-77
Dexter Campbell 1984-88
Denny Crane 1964-66
Darnell Dawson 1975-76
John Gorman 1963-64
Robert Himmler 1939-42
Marcus Mason 1999-01
Mike McMahan 1960-63
Ken Meyer 1981-83
George Miller 1973-75
Tom Rohling 1966-69
DeWaan Rose 1990-95
Matt Stainbrook 2012-15^
Matt Terpening 1996-98
Keith Walker 1976-77
41
Tom Binegar # 1969-70
Denny Crane # 1964-66
John Gorman # 1963-64
Robert Heiny 1945-47
Paul Margerum 1951-54
Mike McMahon # 1960-63
James Posey 1995-99^
Jerry Quinlan 1940-42
Tom Rohling # 1966-69
Adam Simons 2005-07
Joe Viviano 1956-59
42
Tom Binegar 1969-72
Ben Cooper 1963-66
Matt DeBoor 1951-54
Gary Deidrick 1972-75
Corny Freeman 1956-58
Walt Gorka 1966-68
Tyrone Hill 1986-90
Billy Kirvin 1959-62
Leo McDermott 1962-63
John Shimko 1980-84
Steve Spivery 1976-79

Ed Tepe 1958-59
43
Perry Ashley # 1968-70
Tyson Brit 1993-96
Ben Cooper # 1963-66
Walt Gorka # 1966-68
Chuck Hofmann 1952-54
Billy Kirvin # 1959-62
Leo McDermott # 1962-63
Tony Olberding 1956-58
44
Jim Douglas 1983-85
Jon Hanley 1979-83
Bob Heim 1953-54
Griffin McKenzie 2010-12
Ron Nicolai 1958-59
Fred O'Brien 1952-53
Luther Rackley 1966-69
Harry Rieckelman 1969-71
Ted Rombach 1963-65
Mike Rotterman 1967-68
Pete Schmeling 1959-62
Joe Sunderman 1975-79
Dick Thies 1965-66
Aaron Turner 1998-00^
Gerry Wessels 1957-58
Aaron Williams 1989-93
Tilt Willis 1971-73
45
James Baronas 1998-02
Luther Rackley # 1966-69
Harry Rieckelman # 1969-71
Ted Rombach # 1963-65
Mike Rotterman # 1967-68
Pete Schmeling # 1959-62
Dick Thies # 1965-66
Kevin Waymire 2004-07
50
Torrays Braggs 1996-98
Mark Brinkman 1975-76
Don Darby 1967-68
Tom Dee 1976-78
Andy Donnelly 1984-86
Erik Edwards 1990-94
Jimmy Foley 1972-75
John Gorman 1965-67
Robert Pelkington 1961-64
Ralph Richter 1978-79
Terry Sillies 1968-71
Tom Skaleski 1971-72
Bryan Williams 1964-66

51
Don Darby# 1967-70
John Gorman # 1965-67
Robert Pelkington # 1961-64
Bryan Williams # 1964-66
52
Jim Bothen 1963-65
Will Caudle 2001-06^
Jim Enright 1959-63
Jim Haffner 1957-59
Tu Holloway 2008-12
Rich Piontek 1957-60
Ted Rombach 1965-66
Tom Schlager 1966-68
Dwayne Wilson 1989-93
53
Rusty Blossom # 1969-72
Jim Bothen # 1963-65
Ryan Caldwell 1999-03
Jim Enright # 1959-63
Brad Noble 1982-85^
Jim Puthoff 1956-59
Ted Rombach # 1965-66
Tom Schlager # 1966-69
54
Tom Compton 2000-04
Jay Eck 1970-73
Chuck Kromer 1968-70
James Lacey 1965-67
John Miller 1976-77
Sean O'Mara 2014-18
Mike Plunkett 1973-76
Tony Roehrich 1977-79
John Stasio 1962-65
Larry Sykes 1991-95
Jack Thobe 1959-62
Andre Walker 2011-12
55
Reggie Butler 1996-01^
Jordan Crawford 2008-10^
Eddie Johnson 1981-86^
Paul Kobussen # 1967-68
Bob Koester 1986-90
Chuck Kromer # 1968-70
Jim Kromer 1993-94
James Lacey # 1965-67
J.P. Macura 2014-18
John Stasio # 1962-65
Jack Thobe # 1959-62
Current players are in bold
Worn as away jersey
^ Redshirted 1 or more years

INDIVIDUAL RECORDS

MOST POINTS

Game	50	Steve Thomas (vs. Detroit)	1-6-64
	47	David West (vs. Dayton)	2-8-03
	45	Byron Larkin (vs. Loyola of Chicago)	2-28-86
	45	Steve Thomas (vs. Cincinnati)	3-4-64
	45	Gene Smith (vs. Georgetown, Ky.)	1-12-52
Season	792	Byron Larkin	1986-87
	779	Steve Thomas	1963-64
	758	Byron Larkin	1987-88
Career	2,696	Byron Larkin	1984-88
	2,261	Trevon Bluiett	2014-18
	2,132	David West	1999-2003
	2,005	Romain Sato	2000-04
	2,003	Tyrone Hill	1986-90
	1,885	Lenny Brown	1995-99

Highest Point Average

Season	30.0	Steve Thomas	1963-64
	*28.9	Steve Thomas	1964-65
	25.3	Byron Larkin	1987-88
Career	23.6	Steve Thomas	1962-66
	22.3	Byron Larkin	1984-88
	21.0	Bob Quick	1965-68

*Not official record since he played only 14 games.

MOST POINTS IN A GAME AT CINTAS CENTER

47	David West (vs. Dayton)	2-8-03
----	-------------------------	--------

MOST POINTS IN A GAME AWAY FROM HOME

45	Byron Larkin (vs. Loyola of Chicago)	2-28-86
----	--------------------------------------	---------

MOST REBOUNDS

Game	31	Bob Pelkington (vs. St. Francis Pa.)	2-18-64
	28	Corny Freeman (three times)	1956-57
Season	*567	Bob Pelkington	1963-64
	*526	Corny Freeman	1956-57
	454	Bob Pelkington	1962-63
		*Indicates led nation in rebounding.	
Career	1,380	Tyrone Hill	1986-90
	1,325	Bob Pelkington	1961-64
	1,308	David West	1999-2003
	1,080	Brian Grant	1990-94

HIGHEST REBOUND AVERAGE

Season	*21.8	Bob Pelkington	1963-64
	*18.8	Corny Freeman	1956-57
	16.2	Bob Pelkington	1962-63
		*Indicates led nation in rebounding.	
Career	16.6	Bob Pelkington	1961-64
	12.7	Luther Rackley	1966-69
	12.1	Dave Piontek	1953-56
	12.0	Bob Quick	1965-68

MOST ASSISTS

Game	18	Keith Walker (vs. Detroit)	2-7-80
	15	Dee Davis (vs. Providence College)	2-7-15
	15	Dee Davis (vs. Fairleigh Dickinson)	11-9-12
	15	Tu Holloway (vs. La Salle)	2-22-11
	15	Ralph Lee (vs. Loyola of Chicago)	2-28-86
	15	Dave Lynch (vs. St. Francis, Pa.)	1-15-66
Season	251	Ralph Lee	1985-86
	221	Dee Davis	2014-15
	199	Ralph Lee	1984-85
Career	699	Ralph Lee	1982-86
	639	Jamal Walker	1987-91
	550	Tu Holloway	2008-12
	544	Quentin Goodin	2016-20

MOST STEALS

Game	9	James Posey (vs. Fordham)	1-10-98
	8	Jamal Walker (vs. Fordham)	1-5-91
	8	Stan Kimbrough (vs. Louisville)	11-18-88
	8	Anthony Hicks (vs. Butler)	2-2-82
	8	Keith Walker (vs. Valparaiso)	2-17-79
Season	102	James Posey	1998-99
	81	Lenny Brown	1997-98
	79	Nick Daniels	1977-78
	69	Stan Kimbrough	1988-89
	63	James Posey	1997-98
	63	Byron Larkin	1987-88
	62	Lenny Brown	1996-97
	62	Lenny Brown	1998-99
Career	242	Lenny Brown	1995-99
	226	Anthony Hicks	1979-83
	214	James Posey	1996-99
	202	Nick Daniels	1975-79

MOST BLOCKS

Game	8	David West (vs. Coastal Carolina)	11-17-01
	7	David West (at Rhode Island)	1-23-02
	7	David West (at La Salle)	2-25-01
	7	Dave Payton (vs. Southwestern of Memphis)	2-26-78
	7	Aaron Williams (vs. Loyola of Chicago)	2-6-90
	6	Zach Hankins (vs. Detroit Mercy)	12-21-18
	6	Travis Taylor (vs. Saint Louis)	3-6-13
	6	David West (vs. George Washington)	2-3-01
	6	Reggie Butler (vs. Eastern Kentucky)	11-22-00
	6	Aaron Williams (vs. Mt. St. Mary's)	11-24-90
	6	Brian Grant (vs. George Washington)	2-12-94
	6	James Posey (vs. Temple)	2-14-99
Season	80	David West	2001-02
	61	David West	2000-01
	57	Aaron Williams	1990-91
	57	Aaron Williams	1991-92
	55	Aaron Williams	1992-93
	54	Zach Hankins	2018-19
Career	228	David West	1999-2003
	197	Aaron Williams	1989-93
	140	Justin Doellman	2003-07
	130	Kenny Frease	2008-12
	127	Jason Love	2006-10
	127	Brian Grant	1990-94

MOST FIELD GOAL ATTEMPTS

Game	34	Steve Thomas (vs. Detroit)	1-6-64
Season	637	Steve Thomas	1963-64
Career	1,949	Byron Larkin	1984-88

MOST FIELD GOALS MADE

Game	18	Steve Thomas (vs. Detroit)	1-6-64
Season	302	Steve Thomas	1963-64
Career	1,022	Byron Larkin	1984-88

HIGHEST FIELD GOAL PERCENTAGE

Season	.686	Zach Hankins (162-236)	2018-19
	.654	Brian Grant (223-341)	1992-93
Career (2 years)	.619	Brian Thornton	2004-06
Career (3 or 4 years)	.595	Tyrique Jones	2016-20

MOST 3-PT. FIELD GOALS MADE

Game	9	Trevon Bluiett (vs. Cincinnati)	1-26-17
	9	Romain Sato (vs. Rhode Island)	2-15-03
	8	Trevon Bluiett (vs. Seton Hall)	2-14-18
	8	Romain Sato (at Rhode Island)	1-13-01
	7	Brad Redford (vs. George Washington)	1-12-13
	7	B.J. Raymond (vs. Auburn)	12-3-08
	7	Drew Lavender (vs. Charlotte)	2-3-07
	7	Lionel Chalmers (vs. Fordham)	2-7-04
	7	Romain Sato (vs. Duquesne)	1-30-02
	7	Maurice McAfee (vs. St. Bona in A-10 Trn.)	3-9-00
	7	Jamie Gladden (vs. Wichita State)	12-30-92
	7	Jamie Gladden (vs. Cincinnati)	1-27-93
Season	105	Trevon Bluiett	2017-18
	104	Lenny Brown	1998-99
	101	Lionel Chalmers	2003-04
Career	319	Trevon Bluiett	2014-18
	307	Romain Sato	2000-04
	236	Lenny Brown	1995-99
	235	Lionel Chalmers	2000-04

MOST 3-PT. FIELD GOAL ATTEMPTS

Game	16	Romain Sato (vs. Rhode Island)	2-15-03
	15	Jeff Massey (vs. La Salle)	1-14-95
	15	Jamie Gladden (vs. Butler)	3-7-92
Season	263	Lenny Brown	1998-99
Career	836	Romain Sato	2000-04
	831	Trevon Bluiett	2014-18
	646	Lenny Brown	1995-99

HIGHEST 3-PT. FIELD GOAL PERCENTAGE (4 ATT. MIN.)


Game	1.000	Drew Lavender (5-5 at St. Bonaventure)	1-24-07
	1.000	Josh Duncan (5-5 at Charlotte)	2-13-08
	1.000	Dee Davis (5-5 at Cincinnati)	2-18-14
Season	.465	Brad Redford (53-114)	2008-09
Career	.435	Jamie Gladden (154-354)	1989-93

MOST FREE THROW ATTEMPTS


Game	24	Bob Quick (vs. Marquette)	2-26-68
Season	270	Tu Holloway	2010-11
Career	874	David West	1999-2003

MOST FREE THROWS MADE

Game	22	Bob Quick (vs. Marquette)	2-26-68
------	----	---------------------------	---------



Ralph Lee holds the school record for most assists in a career (699) and the top two single season totals in school history, including a school record 251 in his senior season of 1985-86. Lee is seen here dribbling up court with the old red, white and blue National Invitation Tournament basketball used during the 1984 NIT games at Cincinnati Gardens. XU defeated Ohio State and Nebraska in 1984 at Cincinnati Gardens to advance to the NIT Quarterfinals.



Bill Kirvin, a member of the Xavier Athletic Hall of Fame, earned a reputation as one of the nation's best free throw shooters. His school record streak of 30 straight free throws made stood for almost 40 years.

SINGLE GAME INDIVIDUAL RECORDS BY CLASS

Season	235	Tu Holloway	2010-11
Career	675	Tu Holloway	2008-12
	662	David West	1999-2003

HIGHEST FREE THROW PERCENTAGE

Game	1.000	Tu Holloway (17-17 at Richmond)	1-29-11
Season	*.902	Joe Geiger (74-82)	1961-62
Career	.852	Tu Holloway (675-792)	2008-12

*Indicates led nation in free throw percentage.

MOST WINS

Career	108	Jason Love	2006-10
	107	Dante Jackson & Joe Hughes	2007-11

MOST PERSONAL FOULS

Season	123	James Posey	1998-99
Career	419	Tyrone Hill	1986-90

MOST GAMES PLAYED

142	Trevon Bluiett	2014-18
141	J.P. Macura	2014-18
137	Dante Jackson	2007-11
137	B.J. Raymond	2005-09
137	Kenny Frease	2008-12
135	Tyrique Jones	2016-20
134	Quentin Goodin	2016-20
134	Tu Holloway	2008-12
132	Dee Davis	2011-15
132	Brad Redford	2008-13
132	Stanley Burrell	2004-08
132	Justin Doellman	2003-07
131	Justin Cage	2003-07

MOST STARTS

Career	136	Trevon Bluiett	2014-18
	130	Romain Sato	2000-04

MOST CONSECUTIVE STARTS

Career	130	Romain Sato	2000-04
	126	David West	1999-2003

MOST STARTS AS A FRESHMAN

	33	David West	1999-2000
--	----	------------	-----------

MOST DOUBLE-DOUBLES IN SCORING-REBOUNDING

Season	24	Tyrone Hill	1989-90
	22	David West	2002-03
	21	Tyrique Jones	2019-20
	20	David West	2000-01
	20	Tyrone Hill	1988-89
Career	68	David West	1999-2003
	64	Tyrone Hill	1986-90

MOST CONSECUTIVE GAMES WITH A DOUBLE-DOUBLE IN SCORING-REBOUNDING

	10	Tyrone Hill	Jan. 18-Feb. 22, 1990
	10	David West	Jan. 7-Feb. 15, 2003
	9	Tyrique Jones	Jan. 22-Feb. 22, 2020

MOST GAMES SCORING IN DOUBLE FIGURES

Season	34	Jordan Crawford	2009-10
	33	Trevon Bluiett	2016-17
	33	Romain Sato	2003-04
Career	117	Byron Larkin	1984-88
	116	Trevon Bluiett	2014-18

MOST CONSECUTIVE GAMES SCORING IN DOUBLE FIGURES

	78	Byron Larkin	1986-88
	56	David West	1999-2003
	42	Stan Kimbrough	1986-89

MOST CAREER 20-POINT PLUS GAMES

	83	Byron Larkin	1984-88
--	----	--------------	---------

MOST SEASONS AS TEAM'S LEADING SCORER

	4	Byron Larkin	1984-88
--	---	--------------	---------

MOST SEASONS AS TEAM'S LEADING REBOUNDER

	4	David West	1999-2003
	4	Brian Grant	1990-94
	4	Tyrone Hill	1986-90

MOST CONSECUTIVE FIELD GOALS MADE

	16	Josh Duncan	2007-08
--	----	-------------	---------

MOST CONSECUTIVE FREE THROWS MADE

	31	Romain Sato	2003-04
	31	James Posey	1998-99
	30	Bill Kirvin	1959-60
	27	Tu Holloway	2008-09

POINTS

FRESHMAN:

35	Darnell Williams	vs. Duquesne (2-24-96)
32	Stanley Burrell	at Duquesne (2-13-05)
31	Romain Sato	at Rhode Island (1-13-01)

SOPHOMORE:

45	Byron Larkin	vs. Loyola (Chicago) (2-28-86)
34	Romain Sato	vs. G. Washington (2-14-02)
34	Jerry Helmers	vs. Niagara (12-23-69)
34	Tim O'Connell	at Memphis State (1-29-66)
34	Steve Thomas	vs. St. Bonaventure (3-9-63)

JUNIOR:

50	Steve Thomas	vs. Detroit (1-6-64)
45	Steve Thomas	vs. Cincinnati (3-4-64)

SENIOR:

47	David West	vs. Dayton (2-8-03)
45	Gene Smith	vs. Georgetown (KY) (12-4-52)
41	Steve Thomas	vs. St. Bonaventure (12-23-64)

REBOUNDS

FRESHMAN:

16	Jalen Reynolds	vs. St. John's at MSG (2-25-14)
16	Derrick Brown	vs. BYU (3-15-07)
16	Brian Grant	vs. Butler (2-12-91)
16	Romain Sato	vs. Samford (11-28-00)

SOPHOMORE:

28	Corny Freeman	vs. Minnesota (12-27-56)
		vs. Loyola (MD) (1-31-57)
		at W. Kentucky (2-27-57)

JUNIOR:

24	Bob Pelkington	vs. Gannon (12-12-62)
23	Tyrone Hill	vs. Loyola (Chicago) (2-9-89)
23	Bob Pelkington	at Marquette (1-12-63)

SENIOR:

31	Bob Pelkington	vs. St. Francis (PA) (2-18-64)
30	Bob Pelkington	vs. Canisius (1-28-64)

ASSISTS

FRESHMAN:

11	Dedrick Finn	vs. Rhode Island (2-15-03)
11	Michael Hawkins	vs. Fordham (2-26-92)

SOPHOMORE:

15	Dee Davis	vs. Fairleigh Dickinson (11-9-12)
12	Quentin Goodin	vs. Villanova (2-17-18)
12	Jamal Walker	vs. Valparaiso (1-7-89)
12	Keith Walker	vs. Valparaiso (2-18-78)

JUNIOR:

15	Tu Holloway	vs. La Salle (2-22-11)
15	Dave Lynch	vs. St. Francis (PA) (1-15-66)

SENIOR:

18	Keith Walker	vs. Detroit (2-7-80)
15	Dee Davis	vs. Providence (2-7-15)

STEALS

FRESHMAN:

6	Brian Grant	vs. Marquette (2-7-91)
6	David West	vs. St. Mary's (12-21-99)
6	Lionel Chalmers	vs. Miami (11-18-00)

SOPHOMORE:

6	Anthony Hicks	vs. Union (12-1-80)
---	---------------	---------------------

JUNIOR:

9	James Posey	vs. Fordham (1-10-98)
---	-------------	-----------------------

SENIOR:

8	Stan Kimbrough	vs. Louisville (11-18-88)
8	Jamal Walker	vs. Fordham (1-5-91)


BLOCKED SHOTS

FRESHMAN:

7	Aaron Williams	vs. Loyola Chicago (2-6-90)
---	----------------	-----------------------------

SOPHOMORE:

7	David West	at La Salle (2-15-01)
6	Aaron Williams	vs. Mt. St. Mary's (11-24-90)
6	David West	vs. G. Washington (2-3-01)



Byron Larkin, Xavier's all-time leading scorer and one of the top 25 scorers in NCAA Division I history, scored a Xavier sophomore record 45 points in a win over Loyola of Chicago in the 1986 MCC Tournament. Larkin, who is in his 22nd season as a member of the XU radio broadcast team, led Xavier to its first-ever NCAA Tournament victory with a win over Missouri in the 1987 first round.

SCORING RECORDS

SEASON	SCORING LEADER	G	FG (3)	FT	TP	AVG.
2019-20	Naji Marshall, F	31	190 (44)	98	522	16.8
2018-19	Naji Marshall, F	33	166 (48)	104	484	14.7
2017-18	Trevon Bluiett, G	35	202 (105)	167	676	19.3
2016-17	Trevon Bluiett, G	36	212 (91)	150	665	18.5
2015-16	Trevon Bluiett, G	34	170 (78)	94	512	15.1
2014-15	Matt Stainbrook, C	37	173 (1)	107	454	12.3
2013-14	Semaj Christon, G	34	201 (19)	157	578	17.0
2012-13	Semaj Christon, G	30	162 (7)	125	456	15.2
2011-12	Tu Holloway, G	34	166 (45)	218	595	17.5
2010-11	Tu Holloway, G	32	168 (60)	235	631	19.7
2009-10	Jordan Crawford, G	35	260 (79)	119	718	20.5
2008-09	B.J. Raymond, G	35	167 (84)	76	494	14.1
2007-08	Josh Duncan, F	37	141 (55)	122	459	12.4
2006-07	Justin Doellman, F	34	164 (42)	95	465	13.7
2005-06	Stanley Burrell, G	32	165 (69)	61	460	14.4
	*Brian Thornton, F	21	114 (0)	94	322	15.3
2004-05	Stanley Burrell, G	29	126 (61)	56	369	12.7
2003-04	Lionel Chalmers, G	37	204 (101)	105	614	16.6
2002-03	David West, F	32	213 (9)	209	644	20.1
2001-02	David West, F	32	196 (9)	185	586	18.3
2000-01	David West, F	29	174 (0)	168	516	17.8
1999-00	Maurice McAfee, G	33	155 (89)	98	497	15.1
1998-99	Lenny Brown, G	36	229 (104)	91	653	18.1
1997-98	Darnell Williams, G-F	28	184 (39)	78	485	17.3
1996-97	Lenny Brown, G	29	160 (56)	77	453	15.6
1995-96	Lenny Brown, G	27	111 (28)	88	338	12.5
1994-95	Jeff Massey, G	28	188 (77)	77	530	18.9
1993-94	Brian Grant, C	29	181 (1)	122	485	16.7
1992-93	Brian Grant, C	30	223 (0)	110	556	18.5
1991-92	Jamie Gladden, G	27	201 (50)	73	525	19.4
1990-91	Jamie Gladden, G	32	190 (35)	71	486	15.2
1989-90	Tyrone Hill, F	32	250 (0)	146	646	20.2
1988-89	Tyrone Hill, F	33	235 (0)	155	625	18.9
1987-88	Byron Larkin, G	30	296 (19)	147	758	25.3
1986-87	Byron Larkin, G	32	278 (32)	204	792	24.8
1985-86	Byron Larkin, G	30	261	132	654	21.8
1984-85	Byron Larkin, G	29	187	118	492	17.0
1983-84	Jeff Jenkins, C-F	33	223	115	561	17.0
1982-83	Anthony Hicks, G	30	171	106	448	14.9
1981-82	Anthony Hicks, G	28	226	120	572	20.4
1980-81	Anthony Hicks, G	27	183	85	451	16.7
1979-80	Jon Hanley, F	24	187	68	442	18.4
1978-79	Nick Daniels, G	27	239	95	573	21.2
1977-78	Nick Daniels, G	27	191	68	450	16.7
1976-77	Dale Haarman, F	27	137	85	359	13.3
1975-76	Garry Whitfield, G	26	151	122	424	16.3
1974-75	Mike Plunkett, F	26	172	70	414	15.9
1973-74	Mike Plunkett, F	26	148	68	364	14.0
1972-73	Conny Warren, C-F	26	158	74	390	15.0
1971-72	Bob Fullarton, C	26	149	87	385	14.8
1970-71	Jerry Helmers, F	26	190	125	505	19.4
1969-70	Jerry Helmers, F	24	161	99	421	17.5
1968-69	Luther Rackley, C	26	169	117	455	17.5
1967-68	Bob Quick, F	26	218	179	615	23.7
1966-67	Bob Quick, F	26	181	140	502	19.3
1965-66	Bob Quick, F	26	205	109	519	20.0
1964-65	Bryan Williams, F	24	133	95	344	14.3
	*Steve Thomas, G	14	166	73	405	28.9
1963-64	Steve Thomas, G	26	302	175	779	30.0
1962-63	Steve Thomas, G	28	180	91	451	16.1
1961-62	Jack Thobe, C-F	26	152	75	379	14.6
1960-61	Jack Thobe, C-F	25	177	84	438	17.5
1959-60	Jack Thobe, C-F	26	203	73	479	18.4
1958-59	Joe Viviano, F	25	162	101	425	17.0
1957-58	Joe Viviano, F	30	211	122	544	18.1
1956-57	Corny Freeman, C-F	28	156	122	434	15.5
1955-56	Jim Boothe, G	28	158	146	462	16.5
1954-55	Dave Piontek, C	26	156	127	439	16.9
1953-54	Dave Piontek, C	30	157	124	438	14.6
1952-53	Huck Budde, F	23	174	153	501	21.8
1951-52	Gene Smith, C	24	195	105	495	20.6
1950-51	Gene Smith, C	26	143	75	361	13.9
1949-50	Gene Smith, C	16	104	45	253	15.8
1948-49	Malcolm McMullen, C	26	125	61	311	12.0
1947-48	Art Morthorst, F	32	137	49	323	10.1

* Had the team's top scoring average but did not play in 75 percent of the games

"TOP 25" SINGLE SEASON SCORING TOTALS

PLAYER, POSITION	YEAR	G	FGM (3)	FTM	TP	AVG.
1. Byron Larkin, G	86-87	32	278 (32)	204	792	24.8
2. Steve Thomas, G	63-64	26	302	175	779	30.0
3. Byron Larkin, G	87-88	30	296 (19)	147	758	25.3
4. Jordan Crawford, G	09-10	35	260 (79)	119	718	20.5
5. Trevon Bluiett, G	17-18	35	202 (105)	167	676	19.3
6. Trevon Bluiett, G	16-17	36	212 (91)	150	665	18.5
7. Byron Larkin, G	85-86	30	261	132	654	21.8
8. Lenny Brown, G	98-99	36	229 (104)	91	653	18.1
9. Tyrone Hill, F	89-90	32	250	146	646	20.2
10. David West, F	02-03	32	213 (9)	209	644	20.1
11. Tu Holloway, G	10-11	32	168 (60)	235	631	19.7
12. Tyrone Hill, F	88-89	33	235	155	625	18.9
13. Stan Kimbrough, G	88-89	33	234 (70)	82	620	18.8
14. Bob Quick, F	67-68	26	218	179	615	23.7
15. Lionel Chalmers, G	03-04	37	20 (101)	105	614	16.6
16. James Posey, F	98-99	36	191 (48)	179	609	16.9
17. Romain Sato, G	03-04	37	179 (75)	170	603	16.3
18. Tu Holloway, G	11-12	34	166 (45)	218	595	17.5
19. David West, F-C	01-02	32	196 (9)	185	586	18.3
20. Romain Sato, F	02-03	32	182 (84)	131	579	18.1
21. Semaj Christon, G	13-14	34	201 (19)	157	578	17.0
22. Nick Daniels, G	78-79	28	239	95	573	21.2
23. Anthony Hicks, G	81-82	28	226	120	572	20.4
24. Jeff Jenkins, C-F	83-84	33	223	115	561	17.0
25. Brian Grant, C	92-93	30	223 (0)	110	556	18.5

LEADING SCORERS BY CLASS

FRESHMEN

BY TOTAL

Byron Larkin (84-85) 492
Semaj Christon (12-13) 456
Trevon Bluiett (14-15) 408
Gary Massa (77-78) 391

BY AVERAGE

Byron Larkin (84-85) 17.0
Semaj Christon (12-13) 15.0
Nick Daniels (75-76) 15.2
Gary Massa (77-78) 14.5

SOPHOMORES

BY TOTAL

Jordan Crawford (09-10) 718
Byron Larkin (85-86) 654
Semaj Christon (13-14) 578
Bob Quick (65-66) 519

BY AVERAGE

Byron Larkin (85-86) 21.8
Jordan Crawford (09-10) 20.5
Bob Quick (65-66) 20.0
Jack Thobe (59-60) 18.4

JUNIORS

BY TOTAL

Byron Larkin (86-87) 792
Steve Thomas (63-64) 779
Trevon Bluiett (16-17) 665
Tu Holloway (10-11) 631

BY AVERAGE

Steve Thomas (63-64) 30.0
Byron Larkin (86-87) 24.8
Anthony Hicks (81-82) 20.4
Tu Holloway (10-11) 19.7


SENIORS

BY TOTAL

Byron Larkin (87-88) 758
Trevon Bluiett (17-18) 676
Lenny Brown (98-99) 653
Tyrone Hill (89-90) 646

BY AVERAGE

Byron Larkin (87-88) 25.3
Bob Quick (67-68) 23.7
Huck Budde (52-53) 21.8
Nick Daniels (78-79) 21.2



Steve Thomas, who scored a school-record 30.0 ppg. as a junior, scored a school-record 50 points in a 121-113 win over Detroit on January 6, 1964 in Schmidt Fieldhouse.

REBOUNDING RECORDS

SEASON	REBOUND LEADER	G	NO.	AVG.
2019-20	Tyrique Jones, F	32	354	11.1
2018-19	Tyrique Jones, F	34	262	7.7
2017-18	Trevon Bluiett, F	35	193	5.5
2016-17	RaShid Gaston, F	38	225	5.9
2015-16	James Farr, F	34	266	7.8
2014-15	Matt Stainbrook, C	37	257	6.9
2013-14	Matt Stainbrook, C	33	244	7.4
2012-13	Travis Taylor, F	31	278	9.0
2011-12	Kenny Frease, C	36	219	6.1
2010-11	Jamel McLean, F	31	261	8.4
2009-10	Jason Love, F-C	35	305	8.7
2008-09	Derrick Brown, F	35	212	6.1
2007-08	Derrick Brown, F	37	242	6.5
2006-07	Justin Doellman, F	34	188	5.5
2005-06	Justin Doellman, F	32	215	6.7
2004-05	Justin Doellman, F	29	173	6.0
2003-04	Romain Sato, G	37	297	8.0
2002-03	David West, F	32	378	11.8
2001-02	David West, F	32	313	9.8
2000-01	David West, F	29	316	10.9
1999-00	David West, F	33	301	9.1
1998-99	James Posey, F	36	322	8.9
1997-98	James Posey, F	30	253	8.4
1996-97	James Posey, F	29	226	7.8
1995-96	T.J. Johnson, F	28	189	6.8
1994-95	Larry Sykes, C-F	27	291	10.8
1993-94	Brian Grant, C	29	287	9.9
1992-93	Brian Grant, C	30	283	9.4
1991-92	Brian Grant, C	26	237	9.1
1990-91	Brian Grant, C	32	273	8.5
1989-90	Tyrone Hill, F	32	402	12.6
1988-89	Tyrone Hill, F	33	403	12.2
1987-88	Tyrone Hill, F	30	314	10.5
1986-87	Tyrone Hill, F	31	261	8.4
1985-86	Eddie Johnson, C	30	202	6.7
1984-85	Walt McBride, G-F	29	159	5.5
1983-84	Dexter Bailey, F	33	192	5.8
1982-83	Dexter Bailey, F	29	194	6.7
1981-82	Dexter Bailey, F	28	211	7.5
1980-81	Dwight Hollins, F	28	139	5.0
1979-80	David Anderson, C	26	198	7.6
1978-79	Joe Sunderman, C	20	171	8.6
1977-78	Steve Spivery, F-C	26	209	8.0
1976-77	Steve Spivery, F-C	27	214	7.9
1975-76	Nick Daniels, G-F	26	185	7.1
	Dale Haarman, F	26	185	7.1
1974-75	Mike Plunkett, F	26	216	8.3
1973-74	Mike Plunkett, F	26	182	7.0
1972-73	Conny Warren, C-F	26	296	11.4
1971-72	Conny Warren, C-F	26	283	10.9
1970-71	Conny Warren, C-F	22	139	6.3
1969-70	Jerry Helmers, F	24	202	8.4
1968-69	Luther Rackley, C	26	363	14.0
1967-68	Bob Quick, F	26	365	14.0
1966-67	Luther Rackley, C	26	328	12.6
1965-66	Bob Quick, F	26	301	11.6
1964-65	Ben Cooper, C	16	209	13.1
1963-64	*Bob Pelkington, C	26	567	21.8
1962-63	Bob Pelkington, C	28	454	16.2
1961-62	Bob Pelkington, C	26	304	11.7
1960-61	Jack Thobe, C-F	25	267	10.7
1959-60	Jack Thobe, C-F	26	260	10.0
1958-59	Rich Piontek, F	19	200	10.5
1957-58	Joe Viviano, F	30	378	12.6
1956-57	*Corny Freeman, C-F	28	526	18.8
1955-56	Dave Piontek, C-F	26	399	15.3
1954-55	Dave Piontek, C-F	26	295	11.3
1953-54	Chuck Hofmann, C-F	30	331	11.0
1952-53	Huck Budde, F	23	233	10.1

*Led Nation

"TOP 25" SINGLE SEASON REBOUNDING LEADERS

PLAYER, POSITION	YEAR	G	REB.	AVG
1. Bob Pelkington, C *	63-64	26	567	21.8
2. Corny Freeman, C-F *	56-57	28	526	18.8
3. Bob Pelkington, C	62-63	28	454	16.2
4. Tyrone Hill, F	88-89	33	403	12.2
5. Tyrone Hill, F	89-90	32	402	12.6
6. Dave Piontek, C-F	55-56	26	399	15.3
7. David West, F	02-03	32	378	11.8
Joe Viviano, F	57-58	30	378	12.6
9. Bob Quick, F	67-68	26	365	14.0
10. Luther Rackley, C	68-69	26	363	14.0
11. Tyrique Jones, F	19-20	32	354	11.1
12. Chuck Hofmann, C-F	53-54	30	331	11.0
13. Luther Rackley, C	66-67	26	328	12.6
Derek Strong, C	89-90	33	328	9.9
15. James Posey, F	98-99	36	322	8.9
16. David West, F	00-01	29	316	10.9
17. Tyrone Hill, F	87-88	30	314	10.5
18. David West, F-C	01-02	32	313	9.8
19. Jason Love, F-C	09-10	35	305	8.7
20. Bob Pelkington, C	61-62	26	304	11.7
21. Bob Quick, F	65-66	26	301	11.6
Dave Piontek, C-F	53-54	30	301	10.0
David West, F	99-00	33	301	9.1
24. Romain Sato, G	03-04	37	297	8.0
25. Conny Warren, C-F	72-73	26	296	11.4

*Led Nation

LEADING REBOUNDERS BY CLASS

FRESHMEN

BY TOTAL

David West (99-00)	301
Brian Grant (90-91)	273
Tyrone Hill (86-87)	261
Nick Daniels (75-76)	185

BY AVERAGE

David West (99-00)	9.1
Brian Grant (90-91)	8.5
Tyrone Hill (86-87)	8.4
Nick Daniels (75-76)	7.1

SOPHOMORES

BY TOTAL

Corny Freeman (56-57)	526
Luther Rackley (66-67)	328
David West (00-01)	316
Tyrone Hill (87-88)	314

BY AVERAGE

Corny Freeman (56-57)	18.8
Luther Rackley (66-67)	12.6
Bob Pelkington (61-62)	11.7
Bob Quick (65-66)	11.6

JUNIORS

BY TOTAL

Bob Pelkington (62-63)	454
Tyrone Hill (88-89)	403
Joe Viviano (57-58)	378
Chuck Hofmann (53-54)	331

BY AVERAGE

Bob Pelkington (62-63)	16.2
Joe Viviano (57-58)	12.6
Dave Piontek (54-55)	11.3
Chuck Hofmann (53-54)	11.0


SENIORS

BY TOTAL

Bob Pelkington (63-64)	567
Tyrone Hill (89-90)	402
Dave Piontek (55-56)	399
David West (02-03)	378

BY AVERAGE

Bob Pelkington (63-64)	21.8
Dave Piontek (55-56)	15.3
Bob Quick (67-68)	14.0
Luther Rackley (68-69)	14.0



Tyrone Hill, Xavier's all-time leading rebounder, led XU in rebounding for four straight seasons. He then went on to enjoy a 14-year NBA career.

REBOUND LEADERS (CAREER)

PLAYER, POSITION	G	NO.	AVG.	SEASONS
1. Tyrone Hill, F	126	1,380	11.0	1986-90
2. Bob Pelkington, C	80	1,325	16.6	1961-64
3. David West, F	126	1,308	10.4	1999-03
4. Brian Grant, C	117	1,080	9.2	1990-94
5. Dave Piontek, C-F	82	995	12.1	1953-56
6. Bob Quick, F	78	939	12.0	1965-68
7. Joe Viviano, F	83	906	10.9	1956-59
8. Romain Sato, G	130	892	6.9	2000-04
9. Tyrique Jones, F	135	874	6.5	2016-20
10. Derek Strong, C	96	805	8.4	1987-90
11. James Posey, F	95	801	8.4	1996-99
12. Trevon Bluiett, G	142	762	5.4	2014-18
13. Luther Rackley, C	59	750	12.7	1966-69
14. Jason Love, F-C	126	734	5.8	2006-10
15. Dexter Bailey, F	118	730	6.2	1980-84
16. Kenny Frease, C	137	723	5.3	2008-12
17. Conny Warren, C-F	74	718	9.7	1970-73
Jack Thobe, C-F	77	718	9.3	1959-62
19. Aaron Williams	117	713	6.1	1989-93
20. Kevin Frey, F	130	710	5.5	1998-02
21. Justin Doellman, F	132	708	5.4	2003-07

ASSIST RECORDS

SEASON	ASSIST LEADER	G	ASSISTS	AVG.
2019-20	Naji Marshall, F	31	124	4.00
2018-19	Quentin Goodin, G	31	149	4.81
2017-18	Quentin Goodin, G	35	171	4.89
2016-17	Quentin Goodin, G	38	131	3.45
2015-16	Myles Davis, G	34	139	4.09
2014-15	Dee Davis, G	37	221	5.97
2013-14	Dee Davis, G	32	149	4.66
2012-13	Semaj Christon, G	30	139	4.63
2011-12	Tu Holloway, G	34	166	4.88
2010-11	Tu Holloway, G	32	174	5.44
2009-10	Tu Holloway, G	35	138	3.94
2008-09	Dante' Jackson, G	35	94	2.68
2007-08	Drew Lavender, G	36	162	4.50
2006-07	Drew Lavender, G	34	164	4.82
2005-06	Dedrick Finn, G	24	96	4.00
	Stanley Burrell, G	32	105	3.28
2004-05	Dedrick Finn, G	29	122	4.20
2003-04	Dedrick Finn, G	37	124	3.35
2002-03	Dedrick Finn, G	32	139	4.34
2001-02	Lionel Chalmers, G	32	134	4.19
2000-01	Maurice McAfee, G	29	139	4.79
1999-00	Maurice McAfee, G	33	138	4.18
1998-99	Gary Lumpkin, G	36	122	3.39
1997-98	Gary Lumpkin, G	30	134	4.47
1996-97	Gary Lumpkin, G	29	125	4.31
1995-96	Gary Lumpkin, G	28	89	3.18
1994-95	Michael Hawkins, G	28	162	5.79
1993-94	Steve Gentry, G	29	176	6.07
1992-93	Michael Hawkins, G	28	104	3.71
	Steve Gentry, G	30	110	3.67
1991-92	Michael Hawkins, G	27	118	4.37
1990-91	Jamal Walker, G	31	158	5.10
1989-90	Jamal Walker, G	33	196	5.94
1988-89	Jamal Walker, G	27	193	7.15
1987-88	Byron Larkin, G	30	143	4.77
1986-87	Byron Larkin, G	32	113	3.53
1985-86	Ralph Lee, G	30	251	8.37
1984-85	Ralph Lee, G	29	199	6.86
1983-84	Ralph Lee, G	33	162	4.91
1982-83	Anthony Hicks, G	30	121	4.03
1981-82	Anthony Hicks, G	28	121	4.32
1980-81	Anthony Hicks, G	27	109	4.03
1979-80	Keith Walker, G	24	154	6.42
1978-79	Keith Walker, G	27	147	5.44
1977-78	Keith Walker, G	26	137	5.27
1976-77	Dale Haarman, F	27	70	2.59
1975-76	Garry Whitfield, G	26	76	2.92
1974-75	Jim Rippe, G	26	56	2.15
1973-74	Ron Laker, G	24	59	2.46
1972-73	Jim Rippe, G	26	78	3.00
1971-72	Doug Alt, G	26	52	2.00
	Tom Binegar, G/F	26	52	2.00
	Doug Alt, G	26	44	1.69
1970-71	Chris Hall, G	26	71	2.73
1968-69	Joe Pangrazio, G	26	83	3.19
1967-68	Joe Pangrazio, G	26	61	2.35
1966-67	Joe Pangrazio, G	26	61	2.35
1965-66	Bryan Williams, G/F	23	64	2.78
1964-65	Joe McNeil, G	25	63	2.52
1963-64	Bob Pelkington, C	26	89	3.42
1962-63	Joe McNeil, G	23	86	3.74
	Bob Pelkington, C	28	94	3.36
1961-62	Bill Kirvin, G	26	104	4.00
1960-61	Bill Kirvin, G	25	117	4.68
1959-60	Bill Kirvin, G	26	67	2.58
1956-57	Jim Boothe, G	28	59	2.11
1955-56	Jim Boothe, G	28	104	3.71

TOP 25 SINGLE SEASON ASSIST LEADERS

	PLAYER, POSITION	SEASON	G	ASSISTS	AVG.
1.	Ralph Lee, G	85-86	30	251	8.37
2.	Dee Davis, G	14-15	37	221	5.97
3.	Ralph Lee, G	84-85	29	199	6.86
4.	Jamal Walker, G	89-90	33	196	5.94
5.	Jamal Walker, G	88-89	27	193	7.15
6.	Steve Gentry, G	93-94	29	176	6.07
7.	Tu Holloway, G	10-11	32	174	5.44
8.	Quentin Goodin, G	17-18	35	171	4.89
9.	Tu Holloway, G	11-12	34	166	4.88
10.	Drew Lavender, G	06-07	34	164	4.82
11.	Michael Hawkins, G	94-95	28	162	5.79
	Ralph Lee, G	82-83	30	162	5.40
	Drew Lavender, G	07-08	36	162	4.50
14.	Jamal Walker, G	90-91	31	158	5.10
15.	Keith Walker, G	79-80	24	154	6.42
16.	Quentin Goodin, G	18-19	31	149	4.81
	Dee Davis, G	13-14	32	149	4.66
18.	Keith Walker, G	78-79	27	147	5.44
19.	Byron Larkin, G	87-88	30	143	4.77
20.	Semaj Christon, G	13-14	34	142	4.18
21.	Stan Kimbrough, G	88-89	33	140	4.24
	Stanley Burrell, G	07-08	37	140	3.78
23.	Maurice McAfee, G	00-01	29	139	4.79
	Semaj Christon, G	12-13	30	139	4.63
	Dedrick Finn, G	02-03	32	139	4.34
	Myles Davis, G	15-16	34	139	4.09

ASSIST LEADERS BY CLASS

FRESHMEN BY TOTAL

Semaj Christon (12-13) 139
Dedrick Finn (02-03) 139

SOPHOMORES BY TOTAL

Jamal Walker (89-90) 196
Quentin Goodin (17-18) 171
Ralph Lee (82-83) 162
Semaj Christon (13-14) 142
Tu Holloway (09-10) 138
Keith Walker (77-78) 137

JUNIORS BY TOTAL

Ralph Lee (84-85) 199
Jamal Walker (89-90) 196
Tu Holloway (10-11) 174
Drew Lavender (06-07) 164
Quentin Goodin (18-19) 149
Dee Davis (13-14) 149

SENIORS BY TOTAL

Ralph Lee (85-86) 251
Dee Davis (14-15) 221
Steve Gentry (93-94) 176
Tu Holloway (11-12) 166
Drew Lavender (07-08) 162
Michael Hawkins (94-95) 162

FRESHMAN BY AVERAGE

Semaj Christon (12-13) 4.63
Dedrick Finn (02-03) 4.34

SOPHOMORES BY AVERAGE


Jamal Walker (89-90) 7.15
Ralph Lee (82-83) 5.40
Keith Walker (77-78) 5.27
Edmond Sumner (16-17) 5.00
Quentin Goodin (17-18) 4.89
Lionel Chalmers (01-02) 4.19

JUNIORS BY AVERAGE

Ralph Lee (84-85) 6.86
Jamal Walker (89-90) 5.94
Keith Walker (78-79) 5.44
Tu Holloway (10-11) 5.44
Drew Lavender (06-07) 4.82
Quentin Goodin (18-19) 4.81

SENIORS BY AVERAGE

Ralph Lee (85-86) 8.37
Keith Walker (79-80) 6.42
Steve Gentry (93-94) 6.07
Dee Davis (14-15) 5.97
Michael Hawkins (94-95) 5.79



Jamal Walker stands second on Xavier's all-time assist list and is among the top 25 scorers in Xavier history. Walker was a big part of four straight NCAA Tournament teams, including XU's first Sweet 16 in 1990.

TOP 10 ASSIST LEADERS (CAREER)

PLAYER, POSITION	SEASON	G	ASSISTS	AVG.	
1.	Ralph Lee, G	1982-86	122	699	5.73
2.	Jamal Walker, G	1987-91	120	639	5.33
3.	Tu Holloway, G	2008-12	134	550	4.10
4.	Quentin Goodin, G	2016-20	134	544	4.06
5.	Keith Walker, G	1976-80	102	496	4.86
6.	Dee Davis, G	2011-15	132	492	3.73
7.	Dedrick Finn, G	2002-06	122	481	3.94
8.	Gary Lumpkin, G	1995-99	123	470	3.82
9.	Michael Hawkins, G	1991-95	112	448	4.00
10.	Lionel Chalmers, G	2000-04	123	405	3.29

BLOCK RECORDS

SEASON	BLOCK LEADER	G	BLOCKS	AVG.
2019-20	Tyrique Jones, F	32	34	1.06
2018-19	Zach Hankins, F	35	54	1.54
2017-18	Sean O'Mara, F/C	35	23	0.66
2016-17	RaShid Gaston, F	38	19	0.50
2015-16	James Farr, F	34	34	1.00
2014-15	Jalen Reynolds, F	37	36	0.97
2013-14	Matt Stainbrook, C	33	31	0.94
2012-13	Travis Taylor, F	31	25	0.81
2011-12	Kenny Frease, C	36	40	1.11
2010-11	Kenny Frease, C	32	26	0.81
2009-10	Jason Love, C	35	50	1.43
2008-09	Kenny Frease, C	34	43	1.26
2007-08	Derrick Brown, F	37	30	0.81
	Jason Love, C	37	30	0.81
2006-07	Justin Doellman, F	34	39	1.15
2005-06	Justin Doellman, F	32	51	1.59
2004-05	Justin Doellman, F	29	30	1.03
2003-04	Anthony Myles, F	37	27	0.73
2002-03	David West, F	32	51	1.59
2001-02	David West, F	32	80	2.50
2000-01	David West, F	29	61	2.10
1999-00	David West, F	33	35	1.06
1998-99	James Posey, F	36	34	0.94
1997-98	Darnell Williams, G	28	25	0.89
1996-97	James Posey, F	29	15	0.52
1995-96	Kevin Carr, C	28	31	1.11
1994-95	Jeff Massey, G	28	16	0.57
1993-94	Brian Grant, C	29	47	1.62
1992-93	Aaron Williams, F	30	55	1.83
1991-92	Aaron Williams, F	27	57	2.11
1990-91	Aaron Williams, F	32	57	1.78
1989-90	Aaron Williams, F	28	28	1.00
1988-89	Tyrone Hill, F	33	24	0.73
1987-88	Dexter Campbell, F	30	17	0.57
1986-87	Tyrone Hill, F	31	15	0.48
1985-86	Richie Harris, F	27	17	0.63
1984-85	Richie Harris, F	28	22	0.79
1983-84	Dexter Bailey, F	33	28	0.85
1982-83	Dexter Bailey, F	29	25	0.86
1981-82	Dexter Bailey, F	28	27	0.96
1980-81	Dexter Bailey, F	28	37	1.32
1979-80	David Anderson, F	26	25	0.96
1978-79	Dave Payton, F	27	28	1.04
1977-78	Dave Payton, F	27	48	1.78
1976-77	Steve Spivery, F	27	21	0.78
1975-76	Nick Daniels, G/F	26	30	1.15
1974-75	Joe Sunderman, F/C	24	14	0.58
1972-73	Conny Warren, F	26	43	1.65
1961-62	Frank Pinchback, G	26	30	1.15
1960-61	Jack Thobe, C	25	28	1.12

TOP 25 SINGLE SEASON BLOCK LEADERS

	PLAYER, POSITION	SEASON	G	BLOCKS	AVG.
1.	David West, F	01-02	32	80	2.50
2.	David West, F	00-01	29	61	2.10
3.	Aaron Williams, F	91-92	27	57	2.11
	Aaron Williams, F	90-91	32	57	1.78
5.	Aaron Williams, F	92-93	30	55	1.83
6.	Zach Hankins, F	18-19	35	54	1.54
7.	David West, F	02-03	32	51	1.59
	Justin Doellman, F	05-06	32	51	1.59
9.	Jason Love, C	09-10	35	50	1.43
9.	Dave Payton, F	77-78	27	48	1.78
11.	Brian Grant, C	93-94	29	47	1.62
12.	Brian Thornton, C	05-06	21	43	2.04
	Conny Warren, C	72-73	26	43	1.65
	Kenny Frease, C	08-09	34	43	1.26
15.	Jason Love, C	08-09	35	41	1.17
16.	Kenny Frease, C	11-12	36	40	1.11
17.	Justin Doellman, F	06-07	34	39	1.15
18.	Dexter Bailey, F	80-81	28	37	1.32
19.	Jalen Reynolds, F	14-15	37	36	0.97
20.	David West, F	99-00	33	35	1.06
21.	Tyrique Jones, F	19-20	32	34	1.06
	James Farr, F	15-16	34	34	1.00
	James Posey, F	98-99	36	34	0.94
24.	Kevin Carr, C	95-96	28	31	1.11
	Tyric Walker, F	93-94	30	31	1.03
	Matt Stainbrook, C	13-14	33	31	0.94

LEADING BLOCKS BY CLASS

FRESHMEN BY TOTAL

Kenny Frease (08-09) 43
 Dexter Bailey (80-81) 37
 David West (99-00) 35
 Nick Daniels (75-76) 30

FRESHMAN BY AVERAGE

Dexter Bailey (80-81) 1.32
 Kenny Frease (08-09) 1.26
 Nick Daniels (75-76) 1.15
 David West (99-00) 1.06

SOPHOMORES BY TOTAL

David West (00-01) 61
 Aaron Williams (90-91) 57
 Jalen Reynolds (14-15) 36
 Three players with 30

SOPHOMORES BY AVERAGE

David West (00-01) 2.10
 Aaron Williams (90-91) 1.78
 Justin Doellman (04-05) 1.03
 Jalen Reynolds (14-15) 0.97

JUNIORS BY TOTAL

David West (01-02) 80
 Aaron Williams (91-92) 57
 Justin Doellman (05-06) 51
 Dave Payton (77-78) 48
 Jason Love (08-09) 41

JUNIORS BY AVERAGE

David West (01-02) 2.50
 Aaron Williams (91-92) 2.11
 Dave Payton (77-78) 1.78
 Justin Doellman (05-06) 1.59
 Jason Love (08-09) 1.17

SENIORS BY TOTAL

Aaron Williams (92-93) 55
 Zach Hankins (18-19) 54
 David West (02-03) 51
 Jason Love (09-10) 50
 Brian Grant (93-94) 47

SENIORS BY AVERAGE

Brian Thornton (05-06) 2.04
 Aaron Williams (92-93) 1.83
 Conny Warren (72-73) 1.65
 Brian Grant (93-94) 1.62
 David West (02-03) 1.59



Aaron Williams is second only to 2003 National Player of the Year David West on the XU career blocked shot list. He played 14 seasons in the NBA after his graduation.

TOP 10 BLOCK LEADERS (CAREER)

	PLAYER, POSITION	SEASON	G	BLOCKS	AVG.
1.	David West, F	99-03	126	228	1.81
2.	Aaron Williams, C	89-93	117	197	1.68
3.	Justin Doellman, C	03-07	132	140	1.06
4.	Kenny Frease, C	08-12	137	130	0.95
5.	Jason Love, C	06-10	126	127	1.01
	Brian Grant, C	90-94	117	127	1.09
7.	Dexter Bailey, F	80-84	118	120	1.02
8.	Tyrique Jones, F	16-20	135	98	0.73
9.	David Payton, F	75-79	92	92	1.00
10.	James Farr, F	12-16	118	88	0.75

SEASON	STEAL LEADER	G	STEALS	AVG.
2019-20	Naji Marshall	31	39	1.26
2018-19	Paul Scruggs, G	35	43	1.23
2017-18	J.P. Macura, G	34	49	1.44
2016-17	J.P. Macura, G	38	54	1.42
2015-16	Edmond Sumner, G	31	39	1.26
2014-15	Dee Davis, G	37	48	1.30
2013-14	Semaj Christon, G	34	45	1.32
2012-13	Semaj Christon, G	30	45	1.50
2011-12	Tu Holloway, G	34	52	1.53
2010-11	Tu Holloway, G	32	46	1.44
2009-10	Jordan Crawford, G	35	47	1.34
2008-09	Dante' Jackson, G	35	45	1.28
2007-08	Drew Lavender, G	36	37	1.03
2006-07	Drew Lavender, G	34	45	1.32
2005-06	Justin Doellman, F	32	51	1.59
2004-05	Dedrick Finn, G	29	32	1.10
2003-04	Dedrick Finn, G	37	55	1.49
2002-03	David West, F	32	42	1.31
2001-02	Lionel Chalmers, G	32	47	1.47
2000-01	David West, F	29	42	1.45
1999-00	Lloyd Price, F	32	58	1.81
1998-99	James Posey, G	36	102	2.83
1997-98	Lenny Brown, G	30	81	2.70
1996-97	Lenny Brown, G	29	62	2.14
1995-96	Lenny Brown, G	27	37	1.37
1994-95	Jeff Massey, G	28	53	1.89
1993-94	Steve Gentry, G	29	35	1.21
1992-93	Steve Gentry, G	30	26	0.87
1991-92	Jamie Gladden, G	27	41	1.52
1990-91	Jamal Walker, G	31	55	1.77
1989-90	Jamal Walker, G	33	55	1.67
1988-89	Stan Kimbrough, G	33	69	2.09
1987-88	Byron Larkin, G	30	63	2.10
1986-87	Byron Larkin, G	32	56	1.75
1985-86	Walt McBride, G	30	58	1.93
1984-85	Ralph Lee, G	29	54	1.86
1983-84	Ralph Lee, G	33	50	1.52
1982-83	Anthony Hicks, G	30	54	1.80
1981-82	Anthony Hicks, G	28	60	2.14
1980-81	Anthony Hicks, G	27	58	2.15
1979-80	Anthony Hicks, G	26	54	2.08
1978-79	Keith Walker, G	27	50	1.85
1977-78	Nick Daniels, G	27	79	2.93
1976-77	Keith Walker, G	25	32	1.28
1975-76	Garry Whitfield, G	26	47	1.81
1974-75	Mike Plunkett, F	26	24	0.92
1972-73	Jim Rippe, G	26	55	2.12

TOP 25 SINGLE SEASON STEAL LEADERS

	PLAYER, POSITION	SEASON	G	STEALS	AVG.
1.	James Posey, F	98-99	36	102	2.83
2.	Lenny Brown, G	97-98	30	81	2.70
3.	Nick Daniels, F	77-78	27	79	2.93
4.	Stan Kimbrough, G	88-89	33	69	2.09
5.	Byron Larkin, G	87-88	30	63	2.10
	James Posey, F	97-98	30	63	2.10
7.	Lenny Brown, G	96-97	29	62	2.14
	Lenny Brown, G	98-99	36	62	1.72
9.	Anthony Hicks, G	81-82	28	60	2.14
10.	Anthony Hicks, G	80-81	27	58	2.15
	Walt McBride, G/F	85-86	30	58	1.93
	Stan Kimbrough, G	87-88	30	58	1.93
	Lloyd Price, G/F	99-00	32	58	1.81
14.	Byron Larkin, G	86-87	32	56	1.75
	Lloyd Price, G/F	98-99	36	56	1.56
16.	Jamal Walker, G	89-90	33	55	1.67
	Dedrick Finn, G	03-04	37	55	1.49
	Jamal Walker, G	90-91	33	55	1.67
	Jim Rippe, F	72-73	26	55	2.12
20.	J.P. Macura, G	16-17	38	54	1.42
	Anthony Hicks, G	79-80	26	54	2.08
	Anthony Hicks, G	82-83	30	54	1.80
	Ralph Lee, G	84-85	29	54	1.86
24.	Jeff Massey, G	94-95	28	53	1.89
25.	David West, F	99-00	33	52	1.58
	Tu Holloway, G	11-12	34	52	1.53

LEADING STEALS BY CLASS

FRESHMAN BY TOTAL

Lloyd Price (98-99) 56
 Anthony Hicks (79-80) 54
 David West (99-00) 52

FRESHMAN BY AVERAGE

Anthony Hicks (79-80) 2.08
 David West (99-00) 1.57
 Lloyd Price (98-99) 1.55

SOPHOMORES BY TOTAL

Lenny Brown (96-97) 62
 Anthony Hicks (80-81) 58
 Lloyd Price (99-00) 58
 Dedrick Finn (03-04) 55
 Jim Rippe (72-73) 55

SOPHOMORES BY AVERAGE

Anthony Hicks (80-81) 2.15
 James Brown (96-97) 2.14
 Jim Rippe (72-73) 2.12
 Lloyd Price (99-00) 1.81
 Dedrick Finn (03-04) 1.49

JUNIORS BY TOTAL

Lenny Brown (97-98) 81
 Nick Daniels (77-78) 79
 James Posey (97-98) 63
 Anthony Hicks (81-82) 60
 Stan Kimbrough (87-88) 58

JUNIORS BY AVERAGE


Nick Daniels (77-78) 2.93
 Lenny Brown (97-98) 2.70
 Anthony Hicks (81-82) 2.14
 James Posey (97-98) 2.10
 Stan Kimbrough (87-88) 1.93

SENIORS BY TOTAL

James Posey (98-99) 102
 Stan Kimbrough (88-89) 69
 Byron Larkin (87-88) 63
 Lenny Brown (98-99) 62
 Walt McBride (85-86) 58

SENIORS BY AVERAGE

James Posey (98-99) 2.83
 Byron Larkin (87-88) 2.10
 Stan Kimbrough (88-89) 2.09
 Walt McBride (85-86) 1.93
 Ralph Lee (84-85) 1.86



Lenny Brown, who stands fifth on Xavier's all-time scoring list, is the XU all-time leader in steals with 242.

TOP 10 STEAL LEADERS (CAREER)

	PLAYER, POSITION	SEASON	G	STEALS	AVG.
1.	Lenny Brown, G	95-99	122	242	1.98
2.	Anthony Hicks, G	79-83	111	226	2.04
3.	James Posey, F	96-99	95	214	2.25
4.	Nick Daniels, F	75-79	106	202	1.91
5.	Byron Larkin, G	84-88	121	201	1.66
6.	Ralph Lee, G	82-86	122	194	1.59
7.	Stan Kimbrough, G	86-89	95	178	1.87
8.	Jamal Walker, G	87-91	120	174	1.45
9.	David West, F	99-03	126	171	1.36
10.	J.P. Macura, G	14-18	141	166	1.18

FREE THROW PERCENTAGE RECORDS

SEASON	FT% LEADER	G	FT-FTA	FT%
2019-20	Naji Marshall	31	98-138	.710
2018-19	Paul Scruggs, G	35	70-95	.737
2017-18	Trevon Bluiett, G	35	167-197	.848
2016-17	J.P. Macura, G	38	124-158	.785
2015-16	Myles Davis, G	34	82-96	.854
2014-15	Myles Davis, G	36	102-117	.872
2013-14	Dee Davis, G	32	50-59	.847
2012-13	Justin Martin, G/F	30	47-61	.770
2011-12	Tu Holloway, G	34	218-253	.862
2010-11	Tu Holloway, G	32	235-270	.870
2009-10	Tu Holloway, G	35	154-182	.846
2008-09	B.J. Raymond, G	35	76-94	.809
2007-08	Drew Lavender, G	36	79-91	.868
2006-07	Josh Duncan, F	30	66-75	.880
2005-06	Josh Duncan, F	32	72-84	.857
2004-05	Stanley Burrell, G	29	56-71	.789
2003-04	Romain Sato, G	37	170-205	.829
2002-03	David West, F	32	209-256	.816
2001-02	David West, F	32	185-241	.768
2000-01	Kevin Frey, F	29	87-113	.770
1999-00	Maurice McAfee, G	33	98-119	.824
1998-99	Maurice McAfee, G	36	66-79	.835
1997-98	James Posey, F	30	150-182	.824
1996-97	Gary Lumpkin, G	29	79-96	.823
1995-96	Ken Harvey, G	27	48-55	.873
1994-95	Jeff Massey, G	28	77-95	.811
1993-94	Pete Sears, F	28	53-73	.726
1992-93	Aaron Williams, F	30	73-94	.777
1991-92	Jamie Gladden, G	27	73-94	.777
1990-91	Michael Davenport, G	30	82-108	.759
1989-90	Derek Strong, F/C	33	177-211	.839
1988-89	Derek Strong, F/C	33	178-218	.817
1987-88	J.D. Barnett, F	30	68-80	.850
1986-87	Byron Larkin, G	32	204-253	.806
1985-86	Richie Harris, F	27	74-93	.796
1984-85	Byron Larkin, G	29	118-150	.787
1983-84	John Shimko, F	33	97-120	.808
1982-83	Jeff Jenkins, F	28	90-114	.789
1981-82	Anthony Hicks, G	28	120-155	.774
1980-81	Anthony Hicks, G	27	85-107	.794
1979-80	Gary Massa, F	23	46-57	.807
1978-79	Keith Walker, G	27	58-79	.734
1977-78	Gary Massa, F	27	55-76	.724
1976-77	Dale Haarman, F	27	85-115	.739
1975-76	Dale Haarman, F	26	88-116	.759
1974-75	Jim Rippe, G	26	39-49	.796
1973-74	Jerry Foley, C	26	72-94	.766
1972-73	Bob Fullarton, C	26	59-75	.787
1971-72	Doug Alt, G	26	40-48	.833
1970-71	Jerry Helmers, F	26	125-151	.828
1969-70	Tom Binegar, F	24	76-108	.704
1968-69	John Zeides, G	26	46-62	.742
1967-68	Tim O'Connell, G	24	74-96	.771
1966-67	Tim O'Connell, G	20	86-115	.748
1965-66	Tim O'Connell, G	25	109-135	.807
1964-65	Bryan Williams, G/F	24	78-95	.821
1963-64	Joe Geiger, F	26	119-137	.869
1962-63	Steve Thomas, G	28	91-116	.784
1961-62	Joe Geiger, F	23	74-82	.902
1960-61	Ed Tepe, F	24	65-83	.783
1959-60	Bill Kirvin, G	26	78-89	.876
1958-59	Hank Stein, G	23	86-100	.860
1957-58	Hank Stein, G	30	105-128	.820
1956-57	Hank Stein, G	27	109-143	.762
1955-56	Jimmy Boothe, G	28	146-180	.811
1952-53	Huck Budde, F	23	153-206	.743
1951-52	Tom Simms, G	24	105-154	.682

(1.5 FTM/Game Minimum)

TOP 25 SINGLE SEASON FREE THROW % LEADERS

PLAYER, POSITION	SEASON	G	FT-FTA	%
1. Joe Geiger, F	61-62	23	74-82	.902
2. Josh Duncan, F	06-07	30	66-75	.880
3. Bill Kirvin, G	59-60	26	78-89	.876
4. Ken Harvey, G	95-96	27	48-55	.873
5. Myles Davis, G	14-15	36	102-117	.872
6. Tu Holloway, G	10-11	32	235-270	.870
7. Joe Geiger, F	63-64	26	119-137	.869
8. Drew Lavender, G	07-08	36	79-91	.868
9. Keith Walker, G	79-80	24	58-67	.866
10. Tu Holloway, G	11-12	34	218-253	.862
11. Hank Stein, G	58-59	23	86-100	.860
12. Josh Duncan, F	05-06	32	72-84	.857
13. Myles Davis, G	15-16	34	82-96	.854
14. Josh Duncan, F	07-08	37	122-143	.853
15. J.D. Barnett, F	87-88	30	68-80	.850
16. Trevon Bluiett, G	17-18	35	167-197	.848
17. Dee Davis, G	13-14	32	50-59	.847
18. Tu Holloway, G	09-10	35	154-182	.846
19. Derek Strong, F/C	89-90	33	177-211	.839
20. Maurice McAfee, G	98-99	36	66-79	.835
21. Doug Alt, G	71-72	26	40-48	.833
22. Romain Sato, G	03-04	37	170-205	.829
23. Jerry Helmers, F	70-71	26	125-151	.828
24. James Posey, F	97-98	30	150-182	.824
Maurice McAfee, G	99-00	33	98-119	.824

LEADING FREE THROW PERCENTAGE BY CLASS

FT PERCENTAGE AS A SOPHOMORE


Joe Geiger (61-62) .902
Bill Kirvin (59-60) .876
Myles Davis (14-15) .872
Josh Duncan (05-06) .857
Tu Holloway (09-10) .846

FT PERCENTAGE AS A JUNIOR

Josh Duncan (06-07) .880
Ken Harvey (95-96) .873
Tu Holloway (10-11) .870
Myles Davis (15-16) .854
Dee Davis (13-14) .847

FT PERCENTAGE AS A SENIOR

Joe Geiger (63-64) .869
Drew Lavender (07-08) .868
Keith Walker (79-80) .865
Tu Holloway (11-12) .862
Hank Stein (58-59) .860



Tu Holloway, who broke the Xavier career free throw percentage (.852) and career free throws made records (675), also holds the single season records for free throws made (235 in 2010-11) and free throws attempted (270 in 2010-11) and the single game record for free throw accuracy (17-17 at Richmond in 2011).

TOP 10 FREE THROW PERCENTAGE LEADERS (CAREER)

PLAYER, POSITION	SEASON	G	FT-FTA	%
1. Tu Holloway, G	08-12	134	675-792	.852
2. Joe Geiger, F	61-64	77	257-305	.843
3. Myles Davis, G	13-17	107	216-262	.824
4. Bill Kirvin, G	59-62	77	240-293	.819
5. Steve Thomas, G	62-65	68	362-446	.812
6. Hank Stein, G	56-59	80	300-371	.809
7. James Posey, F	96-99	95	450-557	.808
8. Derek Strong, F/C	87-90	96	449-560	.802
9. J.P. Macura, G	14-18	141	319-400	.798
10. Trevon Bluiett, G	14-18	142	508-648	.784

XAVIER ALL-TIME COACHING WINS TOP DOZEN



TRAVIS STEELE IS PREPARING FOR HIS THIRD SEASON AS THE XAVIER HEAD COACH



Travis Steele took over as the Xavier head coach beginning with the 2018-19 season, leading Xavier to 19 wins, a tie for third place in the BIG EAST Conference regular season and a spot in the second round of the NIT. Steele led Xavier to 19 wins again in his second year but had the season cut short prior to the postseason by the COVID-19 pandemic. Steele, who spent 10 seasons on the Xavier staff before being named head coach, helped Xavier win 242 games and make nine NCAA Tournaments before taking over the head coaching spot in 2018. The Musketeers reached at least the NCAA Sweet 16 five times in those 10 seasons on the Xavier bench, including the 2017 Elite Eight. Steele spent one season on the staff of Sean Miller and nine on the staff of Chris Mack. He is the 18th head coach in Xavier history.

ALL-TIME COACHES (RANKED BY TOTAL WINS)

Name (Alma Mater)	Seasons	Games	Wins	Losses	Win %	Postseason Play/Conference Tourna.				
						NCAA	NIT	MCC	A-10	BE
Chris Mack (Xavier)	9 (2009-18)	312	215	97	.689	11-8	0-0	0-0	3-4	7-5
Pete Gillen (Fairfield)	9 (1985-94)	277	202	75	.729	5-7	2-1	17-4	0-0	0-0
Skip Prosser (Merchant Marine Acad.)	7 (1994-01)	213	148	65	.695	1-4	5-2	0-1	6-5	0-0
Sean Miller (Pittsburgh)	5 (2004-09)	167	120	47	.719	6-4	0-0	0-0	8-4	0-0
Joe Meyer (Xavier)	13 (1920-33)	186	118	68	.634	0-0	0-0	0-0	0-0	0-0
Clem Crowe (Notre Dame)	10 (1933-43)	175	96	79	.549	0-0	0-0	0-0	0-0	0-0
Jim McCafferty (Loyola, La.)	6 (1957-63)	162	91	71	.562	0-1	4-0	0-0	0-0	0-0
Ned Wulk (LaCrosse)	6 (1951-57)	159	89	70	.560	0-0	2-2	0-0	0-0	0-0
Bob Staak (Connecticut)	6 (1979-85)	174	88	86	.506	0-1	2-1	7-5	0-0	0-0
Thad Matta (Butler)	3 (2001-04)	101	78	23	.772	5-3	0-0	0-0	8-1	0-0
Lew Hirt (DePauw)	5 (1946-51)	137	76	61	.555	0-0	0-0	0-0	0-0	0-0
Tay Baker (Cincinnati)	6 (1973-79)	159	70	89	.440	0-0	0-0	0-0	0-0	0-0
Don Ruberg (Xavier)	4 (1963-67)	103	52	51	.505	0-0	0-0	0-0	0-0	0-0
Travis Steele (Butler)	2 (2018-20)	67	38	29	.567	0-0	1-1	0-0	0-0	1-2
George Krajack (Clemson)	4 (1967-71)	103	34	69	.330	0-0	0-0	0-0	0-0	0-0
Dick Campbell (Furman)	2 (1971-73)	52	15	37	.288	0-0	0-0	0-0	0-0	0-0
Ed Burns (Xavier)	1 (1945-46)	19	3	16	.158	0-0	0-0	0-0	0-0	0-0
Harry Gilligan (Xavier)	1 (1919-20)	3	0	3	.000	0-0	0-0	0-0	0-0	0-0
Musketeer Totals (1919-43/45-2020)	99	2,569	1,533	1,036	.597	28-28	16-7	24-10	25-14	8-7

XAVIER SEASON STATS

XAVIER ALL-TIME SEASON STATS

YEAR	GAMES	MINUTES	FG-FGA	FG %	3FG-FGA	3FG%	FT-FTA	FT %	R-OFF	R-DEF	R-TOT	R-AVG	PF	DQ	ASSISTS	A-AVG	TURNOVERS	BLOCKS	STEALS	PTS	AVG PTS
2019-20	32	6525	833-1912	43.6%	207-664	31.2%	388-590	65.8%	380	861	1241	38.8	535	14	460	14.4	446	114	201	2261	70.7
2018-19	35	7100	922-1977	46.6%	245-740	33.1%	437-644	67.9%	372	912	1284	36.7	552	11	519	14.8	464	128	190	2526	72.2
2017-18	35	7075	1011-2055	49.2%	274-736	37.2%	657-843	77.9%	345	997	1342	38.3	603	8	579	16.5	441	109	205	2953	84.4
2016-17	38	7625	981-2148	45.7%	267-775	34.5%	607-882	68.8%	451	965	1416	37.3	711	12	560	14.7	478	100	228	2836	74.6
2015-16	34	6800	928-2054	45.2%	255-702	36.3%	626-857	73.0%	436	955	1391	40.9	679	13	548	16.1	429	101	246	2737	80.5
2014-15	37	7525	956-2011	47.5%	234-666	35.1%	566-775	73.0%	364	918	1282	34.6	661	13	596	16.1	447	106	223	2712	73.3
2013-14	34	6850	869-1850	47.0%	174-500	34.8%	530-770	68.8%	379	834	1213	35.7	674	13	497	14.6	421	97	196	2442	71.8
2012-13	31	6250	722-1582	45.6%	140-400	35.0%	437-655	66.7%	329	763	1092	35.2	541	14	348	11.2	402	86	164	2021	65.2
2011-12	36	7275	899-1986	45.3%	176-501	35.1%	569-819	69.5%	391	913	1304	36.2	666	10	471	13.1	454	135	216	2543	70.6
2010-11	32	6500	784-1700	46.1%	173-526	32.9%	565-756	74.7%	328	802	1130	35.3	551	12	424	13.3	386	98	174	2306	72.1
2009-10	35	7225	961-2082	46.2%	250-664	37.7%	621-873	71.1%	444	971	1415	40.4	662	15	494	14.1	452	132	235	2793	79.8
2008-09	35	7025	847-1846	45.9%	239-607	39.4%	575-851	67.6%	420	958	1378	39.4	653	15	464	13.3	511	178	185	2508	71.7
2007-08	37	7425	936-1973	47.4%	282-721	39.1%	626-836	74.9%	412	910	1322	35.7	643	9	564	15.2	480	125	206	2780	75.1
2006-07	34	6825	849-1784	47.6%	269-689	39.0%	628-847	74.1%	367	780	1147	33.7	606	8	508	14.9	431	120	191	2595	76.3
2005-06	32	6425	778-1685	46.2%	218-588	37.1%	516-713	72.4%	338	783	1121	35	568	12	502	15.7	410	152	199	2290	71.6
2004-05	29	5925	690-1521	45.4%	211-599	35.2%	442-604	73.2%	331	642	973	33.6	518	6	440	15.2	398	93	166	2033	70.1
2003-04	37	7425	908-2058	44.1%	284-756	37.6%	535-777	68.9%	439	888	1327	35.9	619	11	495	13.4	459	87	252	2635	71.2
2002-03	32	6341	835-1859	44.9%	203-560	36.3%	570-763	74.7%	434	807	1241	38.8	493	6	520	16.3	405	94	166	2443	76.3
2001-02	32	6425	777-1732	44.9%	197-552	35.7%	566-785	72.1%	389	799	1188	37.1	507	7	400	12.5	435	143	215	2317	72.4
2000-01	29	5825	706-1653	42.7%	178-587	30.3%	540-768	70.3%	391	734	1125	38.8	551	16	398	13.7	415	115	208	2130	73.4
1999-00	33	6625	856-1979	43.3%	220-627	35.1%	549-773	71.0%	509	751	1260	38.2	599	12	474	14.4	540	118	261	2481	75.2
1998-99	36	7250	926-2080	44.5%	275-791	34.8%	656-893	73.5%	484	820	1304	36.2	708	17	496	13.8	573	141	327	2783	77.3
1997-98	30	6025	848-1752	48.4%	170-487	34.9%	640-867	73.8%	437	666	1103	36.8	653	18	494	16.5	509	80	354	2506	83.5
1996-97	29	5950	838-1717	48.8%	153-454	33.7%	584-806	72.5%	430	673	1103	38	578	21	532	18.3	556	80	318	2413	83.2
1995-96	28	5650	678-1567	43.3%	140-405	34.6%	614-868	70.7%	363	683	1046	37.4	630	20	368	13.1	493	83	206	2110	75.4
1994-95	28	5600	796-1720	46.3%	162-476	34.0%	594-825	72.0%	391	718	1109	39.6	535	18	461	16.5	455	59	238	2348	83.9
1993-94	30	6100	879-1918	45.8%	149-446	33.4%	483-748	64.6%	413	720	1133	37.8	564	15	532	17.7	412	136	260	2390	79.7
1992-93	30	6050	841-1679	50.1%	138-345	40.0%	410-594	69.0%	330	739	1069	35.6	512	14	485	16.2	410	122	161	2230	74.3
1991-92	27	5450	796-1660	48.0%	112-297	37.7%	411-615	66.8%	372	623	995	36.9	576	19	481	17.8	474	126	192	2115	78.3
1990-91	32	6425	949-1944	48.8%	153-401	38.2%	540-792	68.2%	431	748	1179	36.8	649	29	500	15.6	550	112	245	2591	81.0
1989-90	33	6625	1015-2057	49.3%	124-370	33.5%	623-856	72.8%	504	829	1333	40.4	605	19	536	16.2	503	107	203	2777	84.2
1988-89	33	6625	1009-2029	49.7%	145-396	36.6%	569-786	72.4%	384	728	1209	36.6	622	14	589	17.8	545	74	234	2732	82.8
1987-88	30	6000	1048-2068	50.7%	95-269	35.3%	649-908	71.5%	445	691	1221	40.7	636	14	502	16.7	465	60	242	2840	94.7
1986-87	32	6425	894-1882	47.5%	110-276	39.9%	630-875	72.0%	379	647	1091	34.1	643	25	388	12.1	454	58	199	2528	79.0

XAVIER SEASON STATS

XAVIER ALL-TIME SEASON STATS

YEAR	GAMES	MINUTES	FG-FGA	FG %	3FG-FGA	3FG%	FT-FTA	FT %	R-OFF	R-DEF	R-TOT	R-AVG	PF	DQ	ASSISTS	A-AVG	TURNOVERS	BLOCKS	STEALS	PTS	AVG PTS
1985-86	30	6025	939-1806	52.0%			492-677	72.7%			993	33.1	567	22	483	16.1	449	68	225	2370	79.0
1984-85	29	5820	839-1649	50.9%			406-568	71.5%			932	32.1	620	18	432	14.9	475	70	220	2084	71.9
1983-84	33	6700	930-1868	49.8%			497-707	70.4%			1078	32.7	630	28	470	14.2	559	86	210	2357	71.4
1982-83	30	6050	858-1795	47.8%			504-728	69.2%			1033	34.4	678	17	455	15.2	482	61	225	2220	74.0
1981-82	28	5725	718-1589	45.2%			407-569	71.5%			873	31.2	615	27	367	13.1	477	74	177	1843	65.8
1980-81	28	5625	823-1666	49.5%			362-529	68.4%			973	34.8	611	15	383	13.7	513	113	198	2008	71.7
1979-80	26	5200	835-1671	49.9%			346-468	73.9%			918	35.3	500	16	443	17.0	449	65	168	2016	77.5
1978-79	27	5425	745-1605	46.4%			351-554	63.4%			965	35.7	458	11	380	14.1	383	83	199	1841	68.2
1977-78	27	5450	757-1662	45.5%			340-557	61.0%			1030	38.1	473	11	387	14.3	475	115	268	1854	68.7
1976-77	27	5500	741-1687	43.9%			370-614	60.3%			1063	39.4	497	14	343	12.7	486	78	214	1852	68.6
1975-76	26	5325	776-1733	44.8%			440-654	67.3%			1208	45.6	484	12	350	13.5	472	97	201	1992	76.6
1974-75	26	5225	717-1588	45.2%			347-556	62.4%			930	35.8	503	12	294	11.3	414	51	133	1781	68.5
1973-74	26	5225	691-1570	44.0%			323-481	67.2%			869	33.4	474	12	291	11.2				1705	65.6
1972-73	26	5225	736-1686	43.6%			292-454	64.7%			1068	41.1	516	19	335	12.9	482	98	259	1764	67.8
1971-72	26	5200	686-1403	48.8%			433-629	68.8%			1065	40.9	438	9	262	10.1				1805	69.4
1970-71	26	5200	793-1651	48.0%			342-480	71.2%			995	38.2	493	21	214	8.2				1928	74.1
1969-70	25	5000	747-1663	44.9%			392-545	71.9%			928	37.1	507	21						1866	74.6
1968-69	26	5200	766-1746	43.9%			326-494	66.0%			1167	44.9	421	10	355	13.7				1858	71.5
1967-68	26	5225	776-1767	43.9%			436-634	68.8%			1248	48	438	13	348	13.4				1988	76.5
1966-67	26	5225	740-1643	45.0%			491-718	68.4%			1227	47.2	524	17	317	12.2				1971	75.8
1965-66	26	5200	831-1827	45.5%			538-763	70.5%			1276	49.1	525	21	363	14.0				2200	84.6
1964-65	25	5025	794-1897	41.9%			498-689	72.3%			1238	49.6	555	25	338	13.5				2086	83.4
1963-64	26	5200	924-2014	45.9%			483-666	72.6%			1411	54.3	509	19	389	15.0				2331	89.7
1962-63	28	5625	824-1985	41.5%			392-585	67.1%			1392	50	463	14	462	16.5				2040	70.8
1961-62	26	5200	773-1790	43.2%			379-516	73.4%			1317	50.6	495	19	401	15.4	430	102		1925	74.0
1960-61	27	5475	814-1904	42.7%			477-671	71.1%			1384	51.3	533	29	535	19.8	496			2105	78.0
1959-60	26	5200	804-1986	40.0%			344-510	67.5%			1376	53	485		330	12.7				1952	75.1
1958-59	25	5000	684-1815	37.7%			437-634	68.9%			1092	43.7	489	17						1805	72.2
1957-58	30																			2287	76.2
1956-57	28	5650	832-2056	40.4%			634-942	67.3%			1568	56	547	21	268	9.6				2298	82.1
1955-56	28	5650	833-2071	40.2%			570-876	65.1%			1523	54.4	514	18	336	12.0				2236	79.8
1954-55	26		683-1804	37.8%			547-825	66.3%			1111	42.7	438	16	243	9.3				1913	73.6

OPPONENT SEASON STATS

OPPONENT ALL-TIME SEASON STATS

YEAR	GAMES	MINUTES	FG-FGA	FG %	3FG-FGA	3FG%	FT-FTA	FT %	R-OFF	R-DEF	R-TOT	R-AVG	PF	DQ	ASSISTS	A-AVG	TURNOVERS	BLOCKS	STEALS	PTS	AVG PTS
2019-20	32	6525	776-1900	40.8%	210-689	30.5%	400-550	72.7%	328	799	1127	35.2	575	15	385	12.0	420	108	225	2162	67.6
2018-19	35	7100	898-2081	43.2%	313-879	35.6%	363-519	69.9%	341	783	1124	32.1	608	12	500	14.3	384	110	240	2472	70.6
2017-18	35	7075	944-2192	43.1%	301-902	33.4%	427-562	76.0%	299	794	1093	31.2	735	22	492	14.1	402	127	238	2616	74.7
2016-17	38	7625	964-2144	45.0%	283-847	33.4%	500-716	69.8%	331	855	1186	31.2	807	22	530	13.9	454	143	243	2711	71.3
2015-16	34	6800	834-2010	41.5%	253-814	31.1%	471-675	69.8%	335	802	1137	33.4	776	31	456	13.4	475	119	206	2392	70.4
2014-15	37	7525	886-2035	43.5%	261-756	34.5%	459-678	67.7%	345	799	1144	30.9	740	17	485	13.1	464	133	245	2492	67.4
2013-14	34	6850	797-1851	43.1%	233-661	35.2%	489-732	66.8%	335	734	1069	31.4	689	20	489	14.4	381	161	187	2316	68.1
2012-13	31	6250	675-1666	40.5%	206-642	32.1%	380-555	68.5%	312	630	942	30.4	585	10	358	11.5	367	111	171	1936	62.5
2011-12	36	7275	828-2062	40.2%	224-734	30.5%	542-732	74.0%	397	831	1228	34.1	692	11	482	13.4	452	126	232	2422	67.3
2010-11	32	6500	707-1743	40.6%	208-613	33.9%	445-610	73.0%	308	683	991	31	653	27	418	13.1	401	104	183	2067	64.6
2009-10	35	7225	884-2158	41.0%	201-674	29.8%	464-709	65.4%	415	816	1231	35.2	727	24	469	13.4	449	175	224	2433	69.5
2008-09	35	7025	767-1985	38.6%	200-613	32.6%	431-655	65.8%	371	718	1089	31.1	737	27	422	12.1	437	151	241	2165	61.9
2007-08	37	7425	833-2034	41.0%	249-742	33.6%	432-638	67.7%	392	739	1131	30.6	749	20	490	13.2	477	139	243	2347	63.4
2006-07	34	6825	826-1917	43.1%	199-631	31.5%	377-558	67.6%	384	684	1068	31.4	715	19	446	13.1	480	101	187	2228	65.5
2005-06	32	6425	710-1792	39.6%	197-623	31.6%	413-601	68.7%	393	651	1044	32.6	613	14	414	12.9	412	120	194	2030	63.4
2004-05	29	5925	670-1546	43.3%	182-484	37.6%	364-538	67.7%	322	564	886	30.6	539	12	415	14.3	381	104	223	1886	65.0
2003-04	37	7425	850-2055	41.4%	210-692	30.3%	429-622	69.0%	405	840	1245	33.6	698	17	439	11.9	504	129	223	2339	63.2
2002-03	32	6450	809-1972	41.0%	201-628	32.0%	296-445	66.5%	387	693	1080	33.8	647	15	400	12.5	438	97	205	2115	66.1
2001-02	32	6425	753-1883	40.0%	166-541	30.7%	331-495	66.9%	400	667	1067	33.3	639	17	391	12.2	434	103	193	2003	62.6
2000-01	29	5825	693-1709	40.6%	178-599	29.7%	347-547	63.4%	373	660	1033	35.6	658	24	385	13.3	445	117	180	1911	65.9
1999-00	33	6625	829-1882	44.0%	220-613	35.9%	407-592	68.8%	386	713	1099	33.3	688	20	493	14.9	581	100	248	2285	69.2
1998-99	36	7250	870-2041	42.6%	200-659	30.3%	517-768	67.3%	483	790	1273	35.4	751	17	472	13.1	673	120	286	2457	68.2
1997-98	30	6025	713-1594	44.7%	174-532	32.7%	465-716	64.9%	367	583	950	31.7	677	31	389	13.0	657	77	225	2065	68.8
1996-97	29	5920	750-1671	44.9%	185-535	34.6%	413-624	66.2%	345	564	909	31.3	672	31	418	14.4	614	115	246	2098	72.3
1995-96	28	5650	718-1657	43.3%	163-469	34.8%	483-741	65.2%	398	647	1045	37.3	657	33	387	13.8	469	106	225	2082	74.4
1994-95	28	5600	747-1733	43.1%	188-541	34.8%	332-538	61.7%	385	644	1029	36.8	666	28	397	14.2	562	88	185	2014	71.9
1993-94	30	6100	759-1779	42.7%	170-511	33.3%	408-629	64.9%	393	742	1135	37.8	634	21	436	14.5	584	78	207	2096	69.9
1992-93	30	6050	718-1710	42.0%	165-486	34.0%	353-535	66.0%	345	602	947	31.6	570	13	429	14.3	398	74	179	1954	65.1
1991-92	27	5450	726-1540	47.1%	124-361	34.3%	463-661	70.0%	279	602	881	32.6	563	17	466	17.3	477	72	212	2039	75.5
1990-91	32	6425	864-1887	45.8%	155-441	35.1%	518-751	69.0%	396	692	1088	34	642	19	511	16.0	564	100	223	2401	75.0
1989-90	33	6625	912-1974	46.2%	155-430	36.0%	431-618	69.7%	325	665	990	30	707	31	479	14.5	507	81	191	2410	73.0
1988-89	33	6625	1001-2062	48.5%	149-403	37.0%	426-584	72.9%	321	656	1068	32.4	675	23	569	17.2	540	86	188	2577	78.1
1987-88	30	6000	918-1871	49.1%	102-263	38.8%	306-601	50.9%	306	601	1013	33.8	721	31	475	15.8	597	96	152	2385	79.5
1986-87	32	6425	883-184	48.0%	129-341	37.8%	484-667	72.6%	308	677	1069	33.4	714	32	449	14.0	531	77	132	2379	74.3

OPPONENT SEASON STATS

OPPONENT ALL-TIME SEASON STATS

YEAR	GAMES	MINUTES	FG-FGA	FG %	3FG-FGA	3FG%	FT-FTA	FT %	R-OFF	R-DEF	R-TOT	R-AVG	PF	DQ	ASSISTS	A-AVG	TURNOVERS	BLOCKS	STEALS	PTS	AVG PTS
1985-86	30	6025	866-1733	50.0%			367-540	68.0%			944	31.5	606	21	465	15.5	549	77	131	2099	70
1984-85	29	5820	753-1581	47.6%			512-728	70.3%			946	32.6	539	19	393	13.6	497	93	184	2018	69.6
1983-84	33	6700	841-1812	46.4%			465-660	70.4%			1076	32.6	643	27	445	13.5	579	97	206	2147	65.1
1982-83	30	6050	771-1607	48.0%			503-729	69.0%			1006	33.5	659	34	393	13.1	583	77	208	2043	68.1
1981-82	28	5725	758-1520	49.9%			480-703	68.3%			1039	37.1	549	21	434	15.5	488	74	210	2006	71.6
1980-81	28	5625	813-1671	48.7%			464-678	68.4%			987	35.3	533	18	424	15.1	458	85	256	2090	74.6
1979-80	26	5200	862-1718	50.1%			408-575	70.9%			990	38	498	15	430	16.5	429	63	193	2132	82
1978-79	27	5425	770-1583	48.6%			277-432	64.1%			963	35.7	548	22	385	14.3	414	81	200	1828	67.7
1977-78	27	5450	749-1584	47.3%			314-445	70.6%			944	35	548	16	379	14.0	506	98	203	1814	67.2
1976-77	27	5500	833-1749	47.6%			315-453	69.5%			1051	38.9	554	17	389	14.4	552	88	214	1981	73.4
1975-76	26	5304	833-1850	45.0%			308-456	67.5%			1050	39.6	607	31	316	12.2	444	88	192	1974	75.9
1974-75	26	5225	735-1636	44.9%			307-455	67.5%			857	33	550	19						1777	68.3
1973-74	26	5225	810-1714	47.3%			243-366	66.4%			950	36.5	488	7	298	11.5				1863	71.7
1972-73	26	5225	829-1735	47.7%			341-521	65.4%			1130	43.5	482	8	348	13.4	418	103	298	1999	76.8
1971-72	26	5200	741-1670	44.4%			360-548	65.6%			950	36.5	458	15						1842	70.8
1970-71	26	5200	780-1559	50.0%			476-675	70.5%			1038	39.9	411	8						2036	78.3
1969-70	25	5000	802-1688	47.5%			455-677	67.2%			1049	41.9	430	11						2041	81.6
1968-69	26	5200	763-1787	42.7%			368-529	69.6%			1166	44.8	395	8						1894	72.8
1967-68	26	5225	833-1870	44.5%			350-534	65.5%			1162	44.7	465	20						2016	77.5
1966-67	26	5225	763-1832	41.6%			459-690	66.5%			1203	46.2	538	27						1985	76.3
1965-66	26	5200	854-1988	43.0%			491-717	68.5%			1233	47.4	575	34						2199	84.6
1964-65	25	5025	835-1892	44.1%			502-750	66.9%			1361	54.4	501		345	13.8				2172	86.9
1963-64	26	5200	875-2019	43.3%			470-670	70.2%			1206	46.4	498	23	312	12.0				2220	85.4
1962-63	28	5625	807-1879	42.9%			397-623	63.9%			1259	44.9	465	11	395	14.1				2021	72.1
1961-62	26	5200	680-1765	38.5%			466-666	70.0%			1122	43.1	399	14						1856	71.3
1960-61	27	5475	732-1937	37.9%			545-780	69.9%			1338	49.6	471	17	403	14.9	474	75		2009	74.4
1959-60	26	5200	687-1800	38.2%			477-741	64.4%			1364	52.5	383							1851	71.2
1958-59	25	5000	689-1738	39.6%			480-681	70.5%			1133	45.3	455	14						1858	74.3
1957-58	30																			2176	72.5
1956-57	28	5650	693-1999	34.6%			650-933	69.6%			1123	40.1	574	25	191	6.8				2036	72.7
1955-56	28	5650	683-2010	33.9%			583-859	68.0%			1266	45.2	544	19	174	6.2				1949	69.6
1954-55	26		687-1852	37.1%			515-752	68.5%			1100	42.3	489	19						1889	72.6

TEAM RECORDS

MOST POINTS

Game	125	vs. Florida International	1-9-88
Season	2,953		2017-18

MOST POINTS AGAINST

Game	123	by Detroit	12-14-64
Season	2,711		2016-17

MOST POINTS BY BOTH TEAMS

Game	234	Xavier 121, Detroit 113	1-6-64
Season	5,547		2016-17

MOST FIELD GOAL ATTEMPTS

Game	103	vs. Chase	12-8-51
Season	2,148		2016-17

MOST FIELD GOALS MADE

Game	51	vs. Huntington College (Ind.)	12-1-92
Season	1,048		1987-88

HIGHEST FIELD GOAL PERCENTAGE

Game	.722	(39-54) at Butler	2-23-91
Season	.520	(939-1806)	1985-86

LOWEST FIELD GOAL PERCENTAGE (OPPONENT)

Game	.184	vs. Eastern Illinois	11-19-05
Season	.334		2017-18

MOST 3-PT. FIELD GOALS MADE

Game	16	at Auburn	1-6-08
	16	Virginia	1-3-08
	16	vs. Charlotte	2-3-07
	15	at Cincinnati	1-26-17
	15	at Fordham	1-11-07
	14	vs. Fordham	2-14-09
	14	at Temple	1-25-06
	14	vs. Temple	3-8-03
	14	at Rhode Island	1-13-01
	14	vs. Clemson	3-23-99
Season	284		2003-04
	282		2007-08

MOST 3-PT. FIELD GOALS MADE (OPPONENT)

Game	17	by Evansville	11-10-18
	16	by Villanova	2-17-18
	15	by Villanova	1-14-15
	15	by Loyola Marymount	1-2-90
Season	313		2018-19

MOST 3-PT. FIELD GOAL ATTEMPTS

Game	37	vs. Clemson	3-23-99
Season	791		1998-99

MOST 3-PT. FIELD GOAL ATTEMPTS (OPPONENT)

Game	38	by Eastern Kentucky	12-15-18
Season	902		2017-18

HIGHEST 3-PT. FIELD GOAL PERCENTAGE (3 ATT. MIN.)

Game	.833	(5-6) vs. Marietta	11-28-88
Season	.399	(110-276)	1986-87

HIGHEST 3-PT. FIELD GOAL PERCENTAGE (OPPONENT/3 ATT. MIN.)

Game	.818	(9-11) by George Washington	2-12-94
Season	.388	(102-263)	1987-88

LOWEST 3-PT. FIELD GOAL PERCENTAGE (OPPONENT)

Game	.000	(0-17) by Purdue	12-1-12
Season	.297	(178-599)	2000-01

MOST FREE THROW ATTEMPTS

Game	64	vs. Saint Joseph's	1-10-76
Season	942		1953-54
	942		1956-57

MOST FREE THROWS MADE

Game	45	vs. George Washington	2-16-98
	45	vs. Northeast Louisiana	11-24-97
	45	vs. Duquesne	2-24-96
	45	vs. Saint Joseph's	1-10-76
Season	657		2017-18

HIGHEST FREE THROW PERCENTAGE

Game	1.000	vs. Ball State (11-11)	11-28-90
Season	.779	(657-843)	2017-18

MOST REBOUNDS

Game	103	vs. Louisville	1-4-58
Season	1,568		1956-57

MOST STEALS

Game	24	vs. Fordham	1-10-98
Season	354		1947-48

MOST ASSISTS

Game	36	vs. Long Island	12-8-01
Season	596		2014-15

MOST TURNOVERS FORCED BY A XAVIER TEAM

Game	38	vs. Northeast Louisiana	11-24-97
------	----	-------------------------	----------

FEWEST TURNOVERS BY A XAVIER TEAM

Game	3	vs. Miami (Ohio)	11-28-18
	3	vs. Dayton	3-14-04
	3	vs. Massachusetts	3-2-02

MOST PERSONAL FOULS


Game	35	vs. St. Louis	1-12-85
Season	711		2016-17

MOST DISQUALIFICATIONS

Game	6	vs. Canisius	2-18-61
Season	32		1951-52

MISCELLANEOUS

Most Victories (Season)	30	2007-08
	29	2017-18
	28	1989-90 and 2015-16
	27	2008-09
Most Regular Season Victories	27	2017-18
	26	2007-08 and 2015-16
Most Postseason Victories	7	2004
Longest Win Streaks	16	2002-03
	15	1987-88
Highest Finish in Associated Press Poll	3	2017-18
Highest Rank in Associated Press Poll	3	2-26-18, 3-5-18, 3-12-18
Highest Finish in <i>USA Today</i> Coaches Poll	8	2007-08, 2017-18
Highest Rank in <i>USA Today</i> Coaches Poll	4	3-11-18, 3-4-18, 2-26-18, 2-19-18, 2-12-18, 2-8-16
Most Weeks in AP Poll (One Season)	19	2017-18
Most Consecutive Weeks in AP Poll	29	2015-17 (last 17 of 15-16; first 12 of 16-17)
Most Consecutive Weeks in AP Top 10	15	2015-16 (last 14 in 15-16 and first poll of 16-17)
Most Wins in a Season vs. AP Top 25	6	2014-15 and 2015-16
Longest Home Win Streak	30	2008-10
Longest Cintas Center Win Streak	30	2008-10
Longest Gardens Win Streak	27	1986-88
Highest Home Attendance Average		
Season	10,475	(18 games) in 2017-18
Highest Total Home Attendance		
All Games	188,554	(18 games) in 2017-18
Most Home Sell-outs in a Season	18	(18 games) in 2017-18
Longest Losing Streak	13	1972-73
Most Overtimes in a Game	3	11-27-10 vs. Wofford 1-8-05 at Massachusetts (UM 90-86/3OT) 12-21-96 vs. Akron (XU 113-111/3OT) 1-4-58 vs. Louisville (XU 82-80/3OT)
Highest Scoring Avg (Season)	94.7	1987-88
	89.7	1963-64
Largest Victory Margin	58	1-15-90 (Xavier 110, District of Columbia 52)
Most Points Away From Home	122	3-12-88 vs. Detroit (MCC Champ. Game)
	122	2-24-88 vs. Florida International
Most Combined Points Away From Home	233	12-14-64 Detroit 123, Xavier 110



Drew Lavender and Stanley Burrell helped Xavier win a school-record 30 games in the 2007-08 season.

YEAR-BY-YEAR SCORES

	L	28-31	Ohio State (OT)
	W	45-20	Centenary
	W	29-20	Wittenberg
	SF	W 36-28	Chattanooga
	W	37-24	Transylvania
	SF	W 29-28	Ohio
Feb. 2	SF	W 29-26	Ohio Wesleyan
Feb. 5	SF	L 27-40	Kentucky
	W	48-29	Wittenberg
Feb. 16	SF	W 38-19	Georgia Tech
	W	47-25	Marshall
	SF	W 41-31	Alumni
Mar. 7	A	L 29-46	Kentucky
Mar. 9	SF	L 35-42	Notre Dame

1935-36 (8-7, 0-0 OAC)*

	SF	W 35-31	Georgetown (Ky.)
	SF	W 41-25	Centre
Dec. 17	SF	L 26-49	Purdue
Dec. 21	SF	L 21-23	Pittsburgh
	SF	W 39-37	Vanderbilt
	SF	W 62-38	Alumni
Jan. 14	SF	L 32-36	Kentucky
	SF	L 22-28	Ohio
Jan. 24	SF	W 39-20	Tennessee
	N1	L 30-31	Washington & Jeff.
	SF	W 59-22	Kentucky Wesleyan
	SF	W 35-21	Alabama
	A	L 32-37	Ohio
Feb. 15	SF	W 32-27	Ohio Wesleyan
Feb. 18	A	L 40-49	Kentucky
	N1-Pittsburgh, Pa.		

1936-37 (7-7)

Dec. 12	SF	L 28-32	Kentucky
Dec. 16	SF	W 30-26	Transylvania
Dec. 19	SF	W 43-30	Kentucky Wesleyan
Dec. 22	SF	L 23-35	Purdue
Jan. 9	A	L 31-41	Loyola of Chicago
Jan. 14	A	L 20-42	Ohio
Jan. 16	SF	W 28-26	Butler
Feb. 6		W 36-27	Indianapolis
		W 42-21	Centre
Feb. 13	A	L 25-29	Toledo
	SF	W 54-27	Alumni
Feb. 19	A	W 29-28	Wittenberg
Feb. 20	SF	L 32-35	Ohio
Feb. 22	A	L 15-23	Kentucky

1937-38 (10-9)

	SF	W 53-39	Transylvania
Dec. 9	SF	W 29-22	Kentucky Wesleyan
Dec. 13	A	L 32-56	Purdue
Dec. 20	SF	L 28-33	Iowa
Dec. 22	SF	L 26-45	Notre Dame
Jan. 3	SF	L 29-34	Creighton
		W 37-27	Wittenberg
Feb. 5	SF	W 36-25	Toledo
	A	L 33-39	Ohio
Jan. 14	A	L 34-35	Bradley
Jan. 15	A	L 38-52	Loyola of Chicago
	SF	W 50-35	Hawaiian Stars
	A	W 35-29	Akron
	SF	W 39-32	Kentucky
	SF	W 34-30	Alumni
	SF	L 29-36	Bradley
Feb. 17	A	L 29-45	Kentucky
	SF	W 47-27	Ohio
	SF	W 40-27	Loyola of Chicago

			1938-39 (13-7)	
Dec. 9	SF	W 49-31	Kentucky Wesleyan	
Dec. 16	SF	W 51-37	Western Michigan	
Dec. 20	SF	L 26-27	Wisconsin	
Dec. 22	SF	L 38-48	Washington & Lee	
Jan. 2	A	W 27-22	Miami (Ohio)	
Jan. 6	SF	W 41-36	St. Joseph's (Ind.)	
Jan. 12	A	W 41-30	Ohio	
Jan. 16	A	L 30-38	DePaul	
		W 45-33	St. Joseph's (Ind.)	
Jan. 21	SF	W 48-33	Detroit	
	SF	W 52-29	Alumni	
Jan. 30	SF	W 39-22	Miami (Ohio)	
Feb. 3	SF	L 39-48	Indiana	
Feb. 8	SF	L 31-41	Kentucky	
Feb. 11	SF	W 47-46	Ohio	
Feb. 14	A	W 39-36	Ohio Wesleyan (OT)	
Feb. 18	SF	W 43-30	Ohio Wesleyan	
Feb. 21	A	L 23-43	Kentucky	
Feb. 25	A	L 37-41	Detroit	
Feb. 27	A	W 46-42	Toledo	

1939-40 (6-17)

Dec. 4	SF	L 33-36	St. Joseph's (Ind.)
Dec. 8	SF	W 43-37	Kentucky Wesleyan
Dec. 11	A	L 24-58	Indiana
Dec. 16	A	L 29-36	Ball State
Dec. 19	SF	W 40-28	Centre
Dec. 21	A	L 40-46	St. Joseph's (Ind.)
Dec. 23	A	L 30-42	Western Michigan
Dec. 30	SF	W 41-28	Ohio Wesleyan
Jan. 2	A	L 39-40	Western Kentucky
Jan. 6	SF	L 41-42	Kentucky (OT)
Jan. 8	N1	W 36-35	Tennessee
Jan. 10	A	L 37-48	Ohio
Jan. 16	A	L 29-44	Dayton
Jan. 19	SF	L 36-48	Marshall
Jan. 27	SF	L 33-35	Toledo
Feb. 3	A	L 31-36	Detroit
Feb. 6	A	L 47-51	Marshall
Feb. 10	SF	L 28-30	City Col. of N.Y.
Feb. 12	A	L 29-37	Kentucky
Feb. 14	SF	W 34-27	Dayton
Feb. 17	SF	L 34-39	Ohio
Feb. 24	SF	W 46-41	Detroit
	SF	L 39-43	Alumni
	N1-Louisville, Ky.		

1940-41 (13-9)

Dec. 2	SF	W 57-25	Kentucky Wesleyan
Dec. 7	SF	W 58-44	Youngstown
	SF	W 57-25	Centre
	SF	W 77-25	Transylvania
	A	L 57-69	Ohio
	A	W 61-50	William & Mary
Jan. 3	SF	L 39-42	Creighton
	A	L 33-57	Butler
Jan. 9	SF	L 43-48	Kentucky
		W 37-35	Dayton
	SF	W 59-28	Alumni
Jan. 25	A	W 49-44	Kentucky
	SF	L 41-49	Ohio
		L 36-49	St. Joseph's (Ind.)
	A	W 37-30	Detroit
		W 36-34	Ball State
		L 39-41	City Col. of N.Y.
Feb. 17	A	L 28-55	Toledo
Feb. 22	SF	L 36-41	Western Kentucky
Feb. 25	SF	W 50-45	Western Michigan
		W 54-30	Dayton


	SF	W 39-35	Detroit
		1941-42 (10-8)	
	SF	W 44-26	Transylvania
	SF	W 43-37	Morehead State
Dec. 17	SF	L 25-38	Oregon
	SF	W 63-43	South Carolina
Dec. 23	SF	L 36-46	Tennessee
	A	W 58-32	Washington & Lee
	SF	W 47-39	Ohio
Jan. 10	SF	L 39-40	Kentucky
	A	L 32-46	Dayton
Jan. 24	A	L 30-42	Tennessee
Feb. 2	SF	W 58-30	Wabash
Feb. 8	SF	W 45-40	Toledo
	A	L 49-59	Marshall
	SF	W 70-20	Centre
	SF	W 53-43	Marshall
Feb. 21	A	L 36-44	Kentucky
	A	L 42-43	Ohio
	SF	W 58-42	Dayton

1942-43 (6-10)

		W 55-38	Georgetown (Ky.)	
		L 24-51	36th Armored	
Dec. 19	A	L 50-51	Wabash	
Jan. 9	SF	L 38-43	Kentucky	
	A	L 53-58	Ohio	
Jan. 16	A	L 38-60	Toledo	
Jan. 23	A	L 23-55	Tennessee	
Feb. 1	SF	L 38-48	Tennessee	
		L 28-51	Dayton	
Feb. 8	A	L 36-48	Kentucky	
		W 49-42	36th Armored	
		W 68-53	Marshall	
	SF	W 57-41	Ohio	
		W 61-39	Dayton	
Mar. 3	SF	W 51-37	Cincinnati	
		L 40-56	Marshall	

* No basketball games were played at Xavier during the 1943-44 and 1944-45 seasons because of World War II.

1945-46 (3-16)



Ed Burns
Head Coach

	SF	L 35-41	Miami (Ohio)
	L	31-62	Camp Atterbury
Jan. 5	SF	L 41-49	Eastern Kentucky
Jan. 14	SF	L 36-62	Kentucky
Jan. 17	A	L 46-67	Eastern Kentucky
	A	L 46-67	Miami (Ohio)
	L	50-91	Marshall

Jan. 26	A	L 43-58	Bowling Green
		L 51-61	Camp Atterbury
		L 53-64	Fort Knox
	W	48-41	Dayton
	L	47-53	Cincinnati Command
	W	60-41	Alumni
	L	59-72	Marshall
	W	66-41	Wilmington
	L	33-47	Dayton
	L	50-55	Bradley
Feb. 23	A	L 40-83	Kentucky
Feb. 27	SF	L 39-53	Cincinnati

1946-47 (8-17)



Lew Hirt
Head Coach

A	L	42-54	Anderson (Ind.)
	A	L 38-50	Indiana State
	A	L 54-60	Miami (Ohio)
	A	L 47-56	Marshall
	A	W 59-48	Morris-Harvey
Dec. 19	A	L 49-64	Toledo
	A	L 37-50	Kent State
	N1	W 64-49	SE Missouri State
	N1	W 53-47	Evansville
	N1	L 44-58	Marshall
Jan. 3	SF	W 43-34	Ohio Wesleyan
Jan. 4	A	L 34-35	Dayton
Jan. 7	A	L 30-47	Ohio
Jan. 11	SF	W 45-43	Bowling Green
Jan. 17	SF	L 41-53	Marshall
Jan. 25	A	L 34-71	Kentucky
Feb. 1	SF	L 37-47	Toledo
Feb. 4	SF	W 58-48	Miami (Ohio)
Feb. 8	SF	W 65-35	Baldwin-Wallace
Feb. 13	SF	W 75-55	Dayton
Feb. 15	N2	L 46-59	Ohio Wesleyan
Feb. 17	SF	L 46-47	Ohio
Feb. 19	SF	L 31-58	Kentucky
Feb. 21	A	L 48-62	Bowling Green
Feb. 26	SF	L 51-76	Cincinnati

N1-Terre Haute, Ind.
N2-Ashland, Ky.

YEAR-BY-YEAR SCORES

Feb. 26	SF	W	88-83	Marquette (OT)
Mar. 5	CG	W	72-71	Cincinnati

N1 - Oklahoma City, Okla.

1968-69 (10-16)

- F - Tom Schlager, Sr., 10.4 ppg. & 4.6 rpg.**
- F - Don Darby, Jr., 4.2 ppg. & 5.2 rpg.**
- C - Luther Rackley, Sr., 17.5 ppg. & 14.0 rpg.**
- G - Chris Hall, Jr., 10.9 ppg. & 2.4 rpg. & 2.7 apg.**
- G - John Zeides, Sr., 10.4 ppg. & 2.2 rpg.**

XU AP

Nov. 30	A	L	77-115	#3 Kentucky
Dec. 2	SF	W	79-66	Thomas More
Dec. 5	SF	W	68-66	Union (Ky.)
Dec. 9	A	L	56-79	#4 Kansas
Dec. 14	SF	L	67-76	Saint Joseph's
Dec. 16	SF	W	72-70	Old Dominion
Dec. 20	SF	W	81-71	Loyola Marymount
Dec. 22	SF	L	58-77	Duquesne
Dec. 27	N1	W	75-67	West Florida
Dec. 28	N1	L	73-75	Auburn
Jan. 4	SF	W	59-55	Dayton
Jan. 8	CG	L	50-52	#19 Cincinnati
Jan. 11	A	L	69-82	#20 Marquette
Jan. 13	A	L	77-86	DePaul
Jan. 18	A	L	84-98	Detroit
Jan. 25	SF	W	93-69	Air Force
Jan. 27	A	L	64-72	#20 Dayton
Jan. 30	A	L	45-60	Miami (Ohio)
Feb. 3	SF	L	69-71	St. Bonaventure
Feb. 10	A	L	63-77	Georgetown
Feb. 12	SF	W	59-51	Miami (Ohio)
Feb. 15	SF	W	104-67	Detroit
Feb. 18	SF	L	54-67	#20 Marquette
Feb. 20	SF	W	121-70	Samford
Feb. 22	A	L	66-76	Canisius
Feb. 24	A	L	75-79	#11 Villanova

1969-70 (5-20)

- F - Jerry Helmers, So., 17.5 ppg. & 8.4 rpg.**
- F - Tom Binegar, So., 13.3 ppg. & 6.2 rpg.**
- F - Don Darby, Sr., 5.5 ppg. & 6.4 rpg.**
- G - Rick Reder, Sr., 10.8 ppg. & 3.1 rpg.**
- G - Doug Alt, So., 11.2 ppg. & 1.5 rpg.**

XU AP

Dec. 1	SF	L	64-85	Thomas More
Dec. 6	A	L	74-83	Saint Joseph's
Dec. 8	A	L	69-82	#20 St. Bonaventure
Dec. 12	SF	L	71-72	Hanover
Dec. 15	SF	L	73-89	Old Dominion
Dec. 19	N1	W	75-68	New York Univ.
Dec. 20	N1	L	89-101	Oklahoma
Dec. 23	SF	L	83-91	Niagara
Jan. 3	SF	L	76-94	Dayton
Jan. 7	SF	L	71-73	DePaul
Jan. 10	A	L	80-81	Air Force
Jan. 12	A	W	80-76	TCU
Jan. 18	SF	L	73-78	Detroit
Jan. 24	A	L	73-82	#8 Marquette
Jan. 26	A	L	80-88	Northern Illinois
Jan. 31	A	W	70-67	Detroit
Feb. 4	A	L	78-90	Dayton
Feb. 7	SF	W	98-71	Bellarmino
Feb. 9	SF	W	76-69	Canisius
Feb. 15	SF	L	79-96	Villanova
Feb. 17	CG	L	72-85	Cincinnati
Feb. 21	A	L	59-66	Miami (Ohio)
Feb. 23	SF	L	73-81	#10 Marquette
Feb. 25	A	L	63-105	Duquesne

Mar. 4	SF	L	64-68	Miami (Ohio)
N1 - Huntington, W.Va.				

1970-71 (9-17)

- F - Jerry Helmers, Jr., 19.4 ppg. & 5.2 rpg.**
- F - Conny Warren, So., 7.0 ppg. & 6.3 rpg.**
- C - Bob Fullerton, So., 6.5 ppg. & 5.4 rpg.**
- G - Doug Alt, Jr., 15.6 ppg. & 3.0 rpg. & 1.7 apg.**
- G - Rusty Blossom, Jr., 5.4 ppg. & 4.1 rpg.**

XU AP

Dec. 1	SF	L	69-81	Aquinas (Mich.)
Dec. 5	SF	W	82-79	Bellarmino
Dec. 7	SF	W	64-50	Thomas More
Dec. 12	SF	W	93-78	Union (Ky.)
Dec. 14	A	L	62-84	#10 Villanova
Dec. 19	SF	L	68-73	The Citadel
Dec. 21	SF	W	96-84	Loyola Marymount
Dec. 29	N1	L	73-86	Auburn
Dec. 30	N1	W	82-66	Tulane
Jan. 2	SF	W	80-65	Air Force
Jan. 4	SF	W	74-68	Charlotte
Jan. 6	SF	L	77-84	Duquesne
Jan. 9	A	L	60-91	#3 Marquette
Jan. 16	SF	L	76-78	Detroit
Jan. 25	A	L	61-73	Miami (Ohio)
Jan. 30	SF	L	74-76	Saint Joseph's
Feb. 3	SF	L	77-104	St. Bonaventure
Feb. 6	A	L	71-80	Detroit
Feb. 10	SF	W	104-75	Cleveland State
Feb. 13	A	L	50-70	Dayton
Feb. 17	CG	W	66-65	Cincinnati
Feb. 20	A	L	87-98	Canisius
Feb. 24	SF	L	72-86	Miami (Ohio)
Feb. 27	SF	L	76-82	Dayton
Mar. 3	A	L	76-84	DePaul
Mar. 6	SF	L	58-76	#2 Marquette

1971-72 (12-14)



Dick Campbell
Head Coach

- Jerry Helmers, Sr., 13.9 ppg. & 4.9 rpg.**
- F - Conny Warren, Jr., 9.6 ppg. & 10.9 rpg.**
- C - Bob Fullerton, Jr., 14.8 ppg. & 8.0 rpg.**
- G - Doug Alt, Sr., 9.9 ppg. & 3.0 rpg. & 2.0 apg.**
- G - Tom Binegar, Sr., 8.6 ppg. & 3.3 rpg. & 2.0 apg.**

XU AP

Dec. 1	A	L	57-75	#14 Kansas
Dec. 6	SF	W	83-69	Union (Ky.)
Dec. 11	A	L	66-69	Dayton
Dec. 13	SF	W	90-88	Old Dominion
Dec. 18	A	W	71-60	Auburn
Dec. 22	SF	W	90-65	Brown

Dec. 29	N1	L	65-85	#11 Virginia
Dec. 30	N1	L	58-62	Air Force
Jan. 1	SF	W	75-69	Yale
Jan. 3	SF	W	83-70	Marian
Jan. 6	SF	W	80-70	Thomas More
Jan. 11	A	L	51-70	St. Bonaventure
Jan. 15	SF	L	60-68	#11 Villanova
Jan. 22	SF	L	66-70	Detroit
Jan. 24	A	L	57-65	Duquesne
Jan. 26	A	L	63-75	Saint Joseph's
Feb. 2	SF	W	82-62	Wisconsin-Milwaukee
Feb. 5	SF	W	77-66	Dayton
Feb. 9	A	L	59-89	#2 Marquette
Feb. 12	A	L	56-69	Detroit
Feb. 16	CG	L	71-76	Cincinnati
Feb. 23	A	L	73-84	Miami (Ohio)
Feb. 26	SF	W	71-62	DePaul
Feb. 28	SF	L	55-63	#2 Marquette
Mar. 4	SF	W	78-74	Miami (Ohio) (OT)
Mar. 6	SF	W	68-67	Canisius

N1 - Charleston, S.C.

1972-73 (3-23)

- F - Conny Warren, Sr., 15.0 ppg. & 11.4 rpg.**
- F - Pete Accetta, So., 5.8 ppg. & 3.2 rpg.**
- C - Bob Fullerton, Sr., 12.0 ppg. & 6.7 rpg.**
- G - Steve Penhorwood, Jr., 8.6 ppg. & 3.3 rpg.**
- G - Jim Rippe, So., 7.5 ppg. & 2.3 rpg. & 3.0 apg.**

XU AP

Dec. 1	SF	W	91-56	Wheeling
Dec. 4	SF	L	64-65	Thomas More
Dec. 9	A	L	73-114	#20 Houston
Dec. 11	A	L	54-61	Kansas
Dec. 16	A	L	52-70	#4 Marquette
Dec. 19	SF	W	67-60	Auburn
Dec. 22	N1	L	65-75	Southern Illinois
Dec. 23	N1	L	59-60	VMI
Jan. 3	SF	L	67-75	Miami (Ohio)
Jan. 6	CG	L	82-98	Dayton
Jan. 13	SF	L	73-79	Detroit
Jan. 15	SF	L	76-79	Old Dominion
Jan. 20	A	W	74-73	Canisius
Jan. 29	CG	L	61-90	#10 Marquette
Feb. 1	SF	L	67-76	Wisconsin-Milwaukee
Feb. 3	A	L	68-94	Notre Dame
Feb. 7	A	L	67-89	DePaul
Feb. 10	A	L	81-83	Detroit
Feb. 14	SF	L	63-68	St. Bonaventure
Feb. 17	SF	L	65-78	Saint Joseph's
Feb. 19	A	L	53-54	Miami (Ohio)
Feb. 21	CG	L	68-78	Cincinnati
Feb. 24	A	L	45-56	Air Force
Feb. 28	SF	L	73-89	Duquesne
Mar. 3	A	L	81-87	Dayton
Mar. 5	A	L	77-92	Villanova

N1 - Las Cruces, N.M.

1973-74 (8-18)



Tay Baker
Head Coach

- F - Mike Plunkett, So., 14.0 ppg. & 7.0 rpg.**
- F - Gary Deidrick, Jr., 10.6 ppg. & 3.4 rpg.**
- F - Pete Accetta, Jr., 10.5 ppg. & 6.1 rpg.**
- C - Jerry Foley, Jr., 9.7 ppg. & 6.6 rpg.**
- G - Ron Laker, So., 4.1 ppg. & 2.7 rpg. & 2.5 apg.**

XU AP

Dec. 1	SF	W	88-48	Aquinas (Mich.)
Dec. 5	SF	W	77-42	IUPUI
Dec. 8	SF	W	56-54	Thomas More
Dec. 10	A	L	61-77	Michigan
Dec. 15	A	L	67-93	St. Bonaventure
Dec. 21	A	L	55-68	#6 Marquette
Dec. 28	A	L	70-82	Furman
Dec. 29	N1	L	64-65	Delaware
Jan. 2	SF	L	53-73	#6 Marquette
Jan. 5	SF	W	77-66	Loyola of Chicago
Jan. 9	SF	L	52-62	Dayton
Jan. 12	A	L	44-87	#2 Notre Dame
Jan. 24	A	L	83-86	Old Dominion (OT)
Jan. 26	A	L	71-77	Saint Joseph's
Jan. 28	SF	L	73-91	Brown
Jan. 30	SF	W	70-67	Canisius
Feb. 2	SF	W	58-55	Air Force
Feb. 5	SF	W	75-72	Wheeling
Feb. 9	SF	L	70-77	DePaul
Feb. 16	A	L	78-79	Detroit
Feb. 20	CG	L	56-68	Cincinnati
Feb. 23	A	L	55-86	Dayton
Feb. 25	SF	W	80-67	Detroit
Mar. 2	SF	L	58-67	Miami (Ohio)
Mar. 4	SF	L	74-79	Villanova
Mar. 7	A	L	40-73	Duquesne

N1 - Greenville, S.C.

1974-75 (11-15)

- F - Mike Plunkett, Jr., 15.9 ppg. & 8.3 rpg.**
- F - Pete Accetta, Sr., 11.7 ppg. & 6.0 rpg.**
- F - Jerry Foley, Sr., 9.2 ppg. & 7.2 rpg.**
- C - Joe Sunderman, Fr., 5.8 ppg. & 4.8 rpg.**
- G - Jim Rippe, Sr., 10.2 ppg. & 1.3 rpg. & 2.2 apg.**

XU AP

Nov. 30	SF	W	77-57	Berea College
Dec. 4	SF	W	88-43	IUPUI
Dec. 7	A	L	66-75	Dayton
Dec. 11	SF	W	105-49	Union (Ky.)
Dec. 14	SF	W	76-68	Thomas More
Dec. 18	SF	L	63-68	Morehead State
Dec. 21	A	L	68-70	Canisius
Dec. 26	A	L	68-70	Oklahoma City
Dec. 28	N1	L	57-60	Wyoming

YEAR-BY-YEAR SCORES

Dec. 29	N1	W	76-69	Niagara
Jan. 4	A	L	62-67	Loyola of Chicago
Jan. 8	SF	W	76-62	Walsh College
Jan. 20	A	L	51-54	Air Force
Jan. 25	SF	W	87-84	Detroit
Jan. 29	SF	L	55-73	#13 Marquette
Feb. 1	A	L	58-96	#16 Notre Dame
Feb. 5	SF	W	70-66	Wheeling
Feb. 8	A	L	55-78	#11 Marquette
Feb. 12	SF	W	72-62	St. Bonaventure (OT)
Feb. 15	SF	W	64-60	Northern Kentucky
Feb. 19	SF	L	67-78	Dayton
Feb. 22	A	L	59-70	Detroit
Feb. 26	CG	L	57-66	Cincinnati
Mar. 1	A	L	59-86	Miami (Ohio)
Mar. 3	SF	W	77-72	St. Joseph's (Ind.)
Mar. 5	SF	L	68-74	Cleveland State

1975-76 (14-12)

- F – Dale Haarman, Jr., 14.6 ppg. & 7.1 rpg.
 F – Mike Plunkett, Sr., 10.2 ppg. & 5.9 rpg.
 C – Joe Sunderman, So., 7.8 ppg. & 3.7 rpg. & 2.9 app.
 G – Garry Whitfield, Jr., 16.3 ppg. & 3.7 rpg. & 2.9 app.
 G – Nick Daniels, Fr., 15.0 ppg. & 7.1 rpg.

XU AP

Nov. 29	A	L	64-81	Purdue
Dec. 3	SF	W	100-64	Centre
Dec. 6	SF	W	104-84	Thomas More
Dec. 8	SF	W	76-65	Union (Ky.)
Dec. 12	A	W	78-77	Marshall (OT)
Dec. 13	N1	L	71-79	Kent State
Dec. 17	SF	W	75-59	Loyola of Chicago
Dec. 20	A	L	64-94	Detroit
Dec. 22	A	L	78-82	Cleveland State
Jan. 3	A	L	71-80	Dayton
Jan. 7	SF	W	82-64	Canisius
Jan. 10	SF	W	109-96	Saint Joseph's (2 OT)
Jan. 17	CG	L	79-90	#15 Notre Dame
Jan. 19	A	L	48-82	#3 Marquette
Jan. 24	SF	W	67-64	Navy
Jan. 31	SF	L	65-66	Air Force
Feb. 4	SF	W	95-73	Wheeling
Feb. 7	A	L	61-66	Saint Louis
Feb. 11	A	W	65-64	Morehead State
Feb. 14	SF	W	82-80	Detroit (OT)
Feb. 18	RC	L	74-81	#13 Cincinnati
Feb. 21	SF	W	72-70	Northern Kentucky (OT)
Feb. 24	SF	W	90-76	IUPUI
Feb. 28	SF	L	75-77	Dayton
Mar. 2	SF	W	98-86	Duquesne
Mar. 5	SF	L	49-74	#12 Marquette

1976-77 (10-17)

- F – Dale Haarman, Sr., 13.3 ppg. & 5.3 rpg. & 2.6 app.
 F – Steve Spivery, So., 10.4 ppg. & 7.9 rpg.
 G – Garry Whitfield, Sr., 12.7 ppg. & 2.1 rpg.
 G – Nick Daniels, So., 10.7 ppg. & 5.2 rpg.
 G – Keith Walker, Fr., 5.2 ppg. & 2.0 rpg.

XU AP

Dec. 1	SF	W	78-57	Centre
Dec. 4	SF	W	113-70	Union (Ky.)
Dec. 7	SF	W	72-70	Thomas More
Dec. 10	N1	L	44-46	Niagara
Dec. 11	N1	L	61-63	Seattle
Dec. 15	SF	W	89-79	Evansville
Dec. 21	A	L	73-97	#19 Tennessee
Dec. 23	A	W	66-60	Butler (OT)
Dec. 28	A	L	74-84	#16 Maryland

Dec. 29	N2	L	80-86	Duquesne
Jan. 5	SF	W	82-56	Campbellsville (Ky.)
Jan. 8	A	L	59-75	Dayton
Jan. 12	A	L	69-74	Loyola of Chicago
Jan. 15	SF	L	62-63	Ashland
Jan. 22	A	L	43-85	#8 Marquette
Jan. 29	SF	W	74-73	Transylvania (OT)
Feb. 1	A	L	72-83	Air Force (2OT)
Feb. 5	SF	L	76-85	#20 Detroit
Feb. 7	A	L	63-94	Notre Dame
Feb. 12	SF	W	70-66	Wheeling
Feb. 16	RC	L	68-77	#10 Cincinnati
Feb. 19	SF	W	57-56	Saint Louis
Feb. 23	SF	W	67-65	Northern Kentucky
Feb. 26	A	L	66-91	#16 Detroit
Mar. 2	SF	L	65-73	Cleveland State
Mar. 5	SF	L	48-86	Dayton
Mar. 7	SF	L	57-67	Miami (Ohio)

N1 - Provo, Utah
 N2 - College Park, Md.

1977-78 (13-14)

- F – Gary Massa, Fr., 14.5 ppg. & 4.2 rpg.
 F – Dave Payton, Jr., 6.4 ppg. & 6.9 rpg.
 C – Joe Sunderman, Jr., 5.9 ppg. & 4.8 rpg.
 G – Nick Daniels, Jr., 16.7 ppg. & 4.8 rpg.
 G – Keith Walker, So., 7.6 ppg. & 1.7 rpg. & 5.3 app.

Note: 6th man Steve Spivery (Jr.) led the team at 8.0 rpg.

XU AP

Nov. 26	A	L	82-90	#12 Purdue
Nov. 30	SF	L	78-79	Hanover
Dec. 3	A	L	61-62	Miami (Ohio)
Dec. 7	SF	W	63-53	Thomas More
Dec. 10	A	L	55-61	Butler
Dec. 13	SF	W	54-52	Ohio Wesleyan
Dec. 16	A	L	75-100	Houston
Dec. 17	N1	W	65-58	Rice
Dec. 21	A	W	60-56	Cleveland State
Jan. 3	SF	W	76-55	Anderson (Ind.)
Jan. 5	SF	W	89-68	Kenyon
Jan. 7	SF	W	58-56	Dayton
Jan. 9	SF	W	107-72	John Carroll
Jan. 14	SF	L	58-59	Northern Kentucky
Jan. 21	SF	W	73-48	Centre
Jan. 24	A	L	62-78	#2 Marquette
Feb. 1	A	W	69-60	Valparaiso
Feb. 4	A	L	74-80	Detroit
Feb. 8	SF	W	72-68	Wheeling (OT)
Feb. 11	SF	L	52-57	Loyola of Chicago
Feb. 13	RC	L	54-59	Cincinnati
Feb. 18	SF	L	75-76	Valparaiso (OT)
Feb. 20	CG	L	53-75	#2 Marquette
Feb. 22	SF	W	68-60	Butler
Feb. 25	SF	L	77-82	#16 Detroit
Feb. 26	SF	W	82-58	Southwestern
Feb. 28	A	L	62-90	Dayton

N1 - Houston, Texas

1978-79 (14-13)

- F – Gary Massa, So., 11.8 ppg. & 3.5 rpg.
 F – Dave Payton, Sr., 7.1 ppg. & 5.9 rpg.
 C – Joe Sunderman, Sr., 9.6 ppg. & 8.6 rpg.
 G – Nick Daniels, Sr., 21.2 ppg. & 5.3 rpg.
 G – Keith Walker, Jr., 8.3 ppg. & 2.0 rpg. & 5.4 app.

XU AP

Nov. 25	SF	W	100-68	Otterbein
Nov. 29	CG	L	58-66	Purdue
Dec. 3	SF	W	77-63	Thomas More
Dec. 9	SF	W	107-77	Morehead State
Dec. 11	A	L	73-89	Loyola of Chicago
Dec. 13	SF	W	72-62	Ohio Wesleyan
Dec. 15	N1	W	75-68	#12 Southern Cal
Dec. 16	A	W	51-50	Tennessee
Dec. 30	A	L	66-67	Dayton
Jan. 3	CG	W	72-67	Miami (Ohio)
Jan. 6	SF	L	61-63	Northern Kentucky (OT)
Jan. 10	SF	L	59-74	Evansville
Jan. 13	A	W	70-59	Valparaiso
Jan. 20	A	L	50-67	#13 Marquette
Jan. 24	A	W	74-70	Detroit
Jan. 27	A	L	54-56	Butler
Feb. 1	A	L	57-66	#1 Notre Dame
Feb. 3	A	W	74-60	Evansville
Feb. 7	SF	L	69-70	Wheeling
Feb. 10	SF	L	54-76	Dayton
Feb. 12	RC	L	58-60	Cincinnati
Feb. 17	SF	W	63-60	Valparaiso
Feb. 24	SF	W	73-72	Butler
Feb. 26	SF	W	71-60	Southwestern
Feb. 28	CG	L	69-88	#18 Detroit
Mar. 3	SF	W	67-62	Air Force
Mar. 5	SF	L	67-78	Cleveland State

N1 - Knoxville, Tenn.

1979-80 (8-18, 0-5 MCC)



Bob Staak
Head Coach



XAVIER'S FIRST SEASON IN THE MIDWESTERN CITY CONFERENCE

- F – Jon Hanley, So., 18.4 ppg. & 5.0 rpg.
 F – Gary Massa, Jr., 14.6 ppg. & 6.4 rpg.
 F – David Anderson, Jr., 12.1 ppg. & 7.6 rpg.
 G – Anthony Hicks, Fr., 12.8 ppg. & 2.9 rpg. & 4.4 app.
 G – Keith Walker, Sr., 6.3 ppg. & 2.3 rpg. & 6.4 app.

XU AP

Dec. 1	SF	W	81-70	Kenyon
Dec. 4	SF	W	95-69	Thomas More
Dec. 7	A	L	66-92	#1 Indiana
Dec. 8	N1	L	67-70	Seton Hall
Dec. 12	SF	W	80-59	Ohio Wesleyan
Dec. 15	A	L	87-106	Miami (Ohio)
Dec. 28	A	L	65-82	West Virginia
Dec. 29	N2	W	74-59	Columbia
Jan. 5	A	L	84-99	Morehead State
Jan. 9	SF	L	75-88	Evansville (MCC)
Jan. 14	SF	L	77-86	Oklahoma City (MCC)
Jan. 17	RC	L	62-76	Marquette
Jan. 19	SF	W	73-59	Dayton
Jan. 21	A	L	79-98	Oral Roberts (MCC)
Jan. 23	SF	W	74-58	Union (Ky.)
Jan. 28	SF	L	79-95	Detroit
Jan. 31	A	L	75-85	Cleveland State
Feb. 4	RC	W	77-69	Cincinnati
Feb. 7	A	L	96-102	Detroit
Feb. 9	A	L	81-91	Butler (MCC)
Feb. 12	A	L	70-82	Marquette
Feb. 16	SF	L	96-102	Loyola of Chicago (MCC)
Feb. 20	RC	L	72-85	#10 Notre Dame
Feb. 23	A	W	80-75	Air Force
Feb. 26	A	L	60-73	Dayton

MIDWESTERN CITY CONFERENCE TOURNAMENT

Feb. 29	N3	L	93-102	Oklahoma City
---------	----	---	--------	---------------

N1 - Bloomington, Ind.
 N2 - Morgantown, W.Va.
 N3 - Evansville, Ind.

YEAR-BY-YEAR SCORES

1980-81 (12-16, 8-3 MCC)



XAVIER'S FIRST MIDWESTERN CITY CONFERENCE REGULAR SEASON CHAMPIONSHIP

F – Dexter Bailey, Fr., 7.3 ppg. & 4.8 rpg.
 F – Jeff Jenkins, Fr., 6.9 ppg. & 4.6 rpg.
 C – Tom Condon, Jr., 2.8 ppg. & 3.0 rpg.
 G – Anthony Hicks, So., 16.7 ppg. & 3.2 rpg. & 4.0 rpg.
 G – Steve Wolf, So., 8.7 ppg. & 2.9 rpg.

Note: 6th man Dwight Hollins (Sr.) led the team at 5.0 rpg.

		XU AP		
Dec. 1	SF	W	69-57	Union (Ky.)
Dec. 4	SF	W	84-72	Thomas More
Dec. 8	SF	W	83-70	Ohio Wesleyan
Dec. 10	A	L	60-65	La Salle
Dec. 13	RC	L	73-74	Miami (Ohio)
Dec. 22	A	L	62-78	#10 LSU
Dec. 29	N1	L	84-91	Boston University
Dec. 30	N1	L	47-57	TCU
Jan. 6	A	L	93-112	Holy Cross
Jan. 10	RC	L	72-74	Dayton
Jan. 12	A	W	81-76	Oral Roberts (OT) (MCC)
Jan. 14	A	L	65-83	Oklahoma City (MCC)
Jan. 17	A	L	72-73	Butler (MCC)
Jan. 19	A	L	63-73	Loyola of Chicago (MCC)
Jan. 22	SF	W	79-73	Oklahoma City (MCC)
Jan. 24	A	W	69-65	Detroit (MCC)
Jan. 26	RC	L	59-78	Marquette
Jan. 28	RC	W	73-69	Oral Roberts (MCC)
Feb. 4	A	W	63-60	Evansville (MCC)
Feb. 7	SF	W	74-62	Butler (MCC)
Feb. 10	A	L	62-78	Marquette
Feb. 14	RC	W	90-89	Loyola of Chicago (MCC)
Feb. 18	RC	L	72-79	Cincinnati
Feb. 22	A	L	64-73	Dayton
Feb. 25	SF	L	83-96	Cleveland State
Feb. 28	SF	W	59-57	Evansville (MCC)

MIDWESTERN CITY CONFERENCE TOURNAMENT

Mar. 7	RC	W	72-69	Evansville
Mar. 8	RC	L	76-82	Oklahoma City

N1 - Albuquerque, N.M.

1981-82 (8-20, 1-11 MCC)

F – Jeff Jenkins, So., 11.8 ppg. & 5.8 rpg.
 F – Dexter Bailey, So., 10.6 ppg. & 7.5 rpg.
 C – Eddie Johnson, Fr., 4.6 ppg. & 3.2 rpg.
 G – Anthony Hicks, Jr., 20.4 ppg. & 3.3 rpg. & 4.3 apg.
 G – Steve Wolf, Jr., 10.2 ppg. & 2.3 rpg.

XU AP


Nov. 27	A	L	55-75	St. John's
Nov. 28	N1	L	68-72	Detroit (OT)
Dec. 2	SF	W	83-63	Union (Ky.)
Dec. 5	SF	L	60-66	Holy Cross
Dec. 8	A	W	72-59	Georgia State
Dec. 12	A	L	61-62	Dayton (OT)
Dec. 21	SF	W	57-56	Georgia State
Dec. 30	RC	L	71-97	Texas
Jan. 2	SF	W	69-65	Air Force (OT)
Jan. 4	SF	L	48-69	Middle Tennessee State
Jan. 9	A	L	52-82	Evansville (MCC)
Jan. 11	A	L	62-73	Butler (MCC)
Jan. 13	A	L	78-93	Cleveland State
Jan. 16	SF	L	64-73	Detroit (MCC)
Jan. 20	RC	L	50-63	Marquette
Jan. 23	SF	L	28-30	Oklahoma City (MCC)
Jan. 27	RC	W	53-51	Cincinnati
Jan. 30	A	L	67-83	Loyola of Chicago (MCC)
Feb. 1	SF	L	77-94	Oral Roberts (MCC)
Feb. 6	SF	L	73-76	Evansville (MCC)
Feb. 8	SF	W	72-53	Butler (MCC)
Feb. 13	A	L	78-82	Detroit (MCC) (OT)
Feb. 15	SF	L	80-82	Loyola of Chicago (MCC)
Feb. 20	A	L	67-70	Oklahoma City (MCC)
Feb. 22	A	L	71-91	Oral Roberts (MCC)
Feb. 27	SF	W	84-78	Central State (OT)

MIDWESTERN CITY CONFERENCE TOURNAMENT

Mar. 3	N2	W	74-71	Oral Roberts
Mar. 4	N2	L	69-77	Loyola of Chicago

N1 - New York, N.Y.
 N2 - Tulsa, Okla.

1982-83 (22-8, 10-4 MCC)



MIDWESTERN CITY CONFERENCE TOURNAMENT CHAMPIONS

XAVIER'S FIRST MIDWESTERN CITY CONFERENCE TOURNAMENT CHAMPIONSHIP

NCAA TOURNAMENT

F – Dexter Bailey, Jr., 11.1 ppg. & 6.7 rpg.
 F – John Shimko, Jr., 6.5 ppg. & 3.5 rpg.
 C – Eddie Johnson, So., 6.8 ppg. & 4.5 rpg.
 G – Anthony Hicks, Sr., 14.9 ppg. & 3.6 rpg. & 4.0 apg.
 G – Victor Fleming, Jr., 10.8 ppg. & 3.1 rpg.

XU AP

Nov. 29	SF	W	75-62	Union (Ky.)
Dec. 4	SF	W	67-57	Central State
Dec. 7	A	W	66-64	Texas (OT)
Dec. 11	A	L	53-63	Dayton
Dec. 22	SF	W	54-50	Miami (Ohio)
Dec. 30	SF	W	88-76	Thomas More
Jan. 3	A	W	58-57	Middle Tennessee State
Jan. 8	A	L	64-72	Marquette
Jan. 11	SF	W	70-49	Eastern Kentucky
Jan. 15	RC	W	85-65	Evansville (MCC)
Jan. 17	SF	W	51-49	Butler (MCC)
Jan. 22	A	W	70-56	Detroit (MCC)
Jan. 24	SF	W	84-78	Loyola of Chicago (MCC)
Jan. 26	A	L	58-73	Cincinnati
Jan. 29	A	W	76-58	Oklahoma City (MCC)
Jan. 31	A	L	71-87	Oral Roberts (MCC)
Feb. 3	SF	W	102-72	Cleveland State
Feb. 5	RC	L	60-79	Saint Louis (MCC)
Feb. 7	A	L	52-72	Butler (MCC)
Feb. 9	SF	W	109-85	La Salle
Feb. 16	A	W	70-68	Evansville (MCC)
Feb. 19	RC	W	69-61	Detroit (MCC)
Feb. 21	A	L	85-86	Loyola of Chicago (MCC)
Feb. 24	SF	W	87-79	Oral Roberts (MCC)
Feb. 26	SF	W	79-53	Oklahoma City (MCC)
Mar. 2	SF	W	76-73	Niagara
Mar. 5	A	W	94-72	Saint Louis (MCC)

MIDWESTERN CITY CONFERENCE TOURNAMENT


Mar. 10	N1	W	90-70	Detroit
Mar. 11	N1	W	82-76	Loyola of Chicago

NCAA TOURNAMENT

Mar. 15	N2	L	75-81	Alcorn State
---------	----	---	-------	--------------

N1 - Evansville, Ind.
 N2 - UD Arena, Dayton, Ohio

1983-84 (22-11, 9-5 MCC)



NATIONAL INVITATION TOURNAMENT QUARTERFINALIST

F – Dexter Bailey, Sr., 9.5 ppg. & 5.82 rpg.
 F – John Shimko, Sr., 8.0 ppg. & 2.9 rpg.
 F – Jeff Jenkins, Sr., 17.0 ppg. & 5.76 rpg.
 G – Victor Fleming, Sr., 14.6 ppg. & 4.2 rpg.
 G – Ralph Lee, So., 6.8 ppg. & 3.8 rpg. & 4.9 apg.

XU AP

Nov. 28	SF	W	75-37	Kenyon
Nov. 30	A	L	57-77	Tennessee
Dec. 3	SF	W	93-70	St. Joseph's (Ind.)
Dec. 6	A	W	55-50	Eastern Kentucky
Dec. 10	A	L	53-72	Miami (Ohio)
Dec. 20	N1	W	77-68	Niagara
Dec. 21	N1	W	104-82	Delaware State
Dec. 29	A	L	70-73	#11 Georgia
Jan. 3	SF	W	92-62	Central State
Jan. 7	A	W	78-58	Detroit (MCC)
Jan. 9	A	L	83-94	Loyola of Chicago (MCC)
Jan. 14	CG	W	77-42	Saint Louis (MCC)
Jan. 16	CG	W	73-50	Evansville (MCC)
Jan. 21	A	W	89-87	Oral Roberts (OT) (MCC)
Jan. 23	A	L	70-71	Oklahoma City (MCC)
Jan. 26	CG	W	72-63	Cincinnati
Jan. 28	A	L	53-55	Butler (MCC)
Feb. 2	A	L	76-87	Cleveland State
Feb. 4	CG	W	54-52	Detroit (MCC)
Feb. 6	CG	W	64-61	Loyola of Chicago (MCC)
Feb. 11	A	L	49-56	Saint Louis (OT) (MCC)
Feb. 13	A	L	67-74	Evansville (MCC)
Feb. 18	CG	W	78-76	Oral Roberts (MCC)
Feb. 20	CG	W	68-59	Oklahoma City (MCC)
Feb. 22	CG	W	82-68	Marquette (OT)
Feb. 25	CG	W	78-68	Butler (MCC)
Feb. 29	CG	W	72-61	Dayton

MIDWESTERN CITY CONFERENCE TOURNAMENT

Mar. 8	N2	W	72-60	Saint Louis
Mar. 9	N2	W	80-69	Loyola of Chicago
Mar. 10	N2	L	66-68	Oral Roberts

NATIONAL INVITATION TOURNAMENT

Mar. 15	CG	W	60-57	Ohio State (OT)
Mar. 19	CG	W	58-57	Nebraska
Mar. 22	A	L	62-63	Michigan

N1 - Tampa, Fla.
 N2 - UIC Pavilion, Chicago, Ill.

YEAR-BY-YEAR SCORES

1984-85 (16-13, 7-7 MCC)



LAST YEAR AS MIDWESTERN CITY CONFERENCE MEMBER; LEAGUE CHANGES NAME TO MIDWESTERN COLLEGIATE CONFERENCE FOR THE 1985-86 SEASON

F – Richie Harris, Jr., 15.4 ppg. & 5.2 rpg.
 F – Walt McBride, Jr., 13.1 ppg. & 5.5 rpg.
 C – Eddie Johnson, Jr., 8.6 ppg. & 5.2 rpg.
 G – Byron Larkin, Fr., 17.0 ppg. & 2.0 rpg.
 G – Ralph Lee, Jr., 7.7 ppg. & 4.5 rpg. & 6.9 apg.

XU AP

Nov. 28	CG	W	75-53	St. Joseph's (Ind.)
Dec. 1	A	W	61-58	Pittsburgh
Dec. 3	CG	W	71-70	Eastern Michigan (OT)
Dec. 7	N1	W	87-79	George Washington
Dec. 8	A	L	67-71	Arizona State
Dec. 15	CG	L	50-61	South Florida (OT)
Dec. 22	CG	W	88-85	Miami (Ohio)
Dec. 29	A	W	81-64	Niagara
Jan. 5	CG	W	68-63	Detroit (MCC)
Jan. 7	CG	W	95-90	Loyola of Chicago (MCC)
Jan. 12	A	L	67-77	Saint Louis (MCC)
Jan. 14	A	L	71-77	Evansville (MCC)
Jan. 19	CG	W	92-86	Oral Roberts (MCC)
Jan. 21	CG	W	72-65	Oklahoma City (MCC)
Jan. 26	CG	L	59-61	Butler (MCC)
Jan. 30	A	W	55-52	Cincinnati
Feb. 2	A	L	83-87	Detroit (MCC)
Feb. 4	A	L	89-99	Loyola of Chicago (MCC)
Feb. 9	CG	W	72-53	Saint Louis (MCC)
Feb. 11	CG	W	83-63	Evansville (MCC)
Feb. 13	A	L	53-71	Marquette
Feb. 16	A	L	67-70	Oral Roberts (MCC)
Feb. 18	A	W	73-62	Oklahoma City (MCC)
Feb. 20	CG	L	60-69	Marquette
Feb. 23	A	L	73-81	Butler (MCC)
Feb. 28	CG	W	78-51	Central Florida
Mar. 3	A	L	56-66	Dayton

MIDWESTERN CITY CONFERENCE TOURNAMENT

Mar. 7	N2	W	77-69	Detroit
Mar. 8	N2	L	61-65	Loyola of Chicago

N1 - Tempe, Ariz.
 N2 - Mabee Center (Tulsa, Okla.)

BEGIN MIDWESTERN COLLEGIATE CONFERENCE AT CONCLUSION OF THE 1984-85 SEASON.




Midwestern Collegiate Conference

1985-86 (25-5, 10-2 MCC)



Pete Gillen
Head Coach



MIDWESTERN COLLEGIATE CONFERENCE REGULAR SEASON CHAMPIONS
 MIDWESTERN COLLEGIATE CONFERENCE TOURNAMENT CHAMPIONS

NCAA TOURNAMENT

F – Richie Harris, Sr., 15.3 ppg. & 6.4 rpg.
 F – Walt McBride, Sr., 14.0 ppg. & 5.6 rpg.
 C – Eddie Johnson, Sr., 12.3 ppg. & 6.7 rpg.
 G – Byron Larkin, So., 21.8 ppg. & 2.8 rpg.
 G – Ralph Lee, Sr., 8.5 ppg. & 4.6 rpg. & 8.4 apg.

XU AP

Nov. 22	CG	W	100-51	Huntington
Nov. 24	CG	W	91-75	SE Louisiana
Dec. 4	A	W	56-53	Creighton
Dec. 7	CG	W	83-73	Pittsburgh
Dec. 10	A	W	83-61	Eastern Michigan
Dec. 14	A	L	74-80	Miami (Ohio)
Dec. 21	CG	W	84-69	Wayne State
Dec. 28	CG	W	75-63	Providence
Jan. 2	A	W	77-70	Stetson
Jan. 4	A	L	52-57	South Florida
Jan. 8	CG	W	67-46	St. Peter's (N.J.)
Jan. 11	CG	L	72-76	Detroit (MCC)
Jan. 13	CG	W	78-75	Loyola of Chicago (MCC)
Jan. 18	A	W	72-60	Saint Louis (MCC)
Jan. 20	A	W	78-69	Evansville (MCC)
Jan. 23	CG	W	80-76	Cincinnati
Jan. 25	CG	W	86-74	Oral Roberts (MCC)
Jan. 29	A	W	71-68	Duquesne
Feb. 1	CG	W	77-56	Butler (MCC)
Feb. 5	A	W	85-71	Marquette
Feb. 8	A	L	71-80	Detroit (MCC)
Feb. 10	A	W	91-88	Loyola of Chi. (OT) (MCC)
Feb. 15	CG	W	81-72	Saint Louis (OT) (MCC)
Feb. 17	CG	W	81-72	Evansville (MCC)
Feb. 20	A	W	86-61	Butler (MCC)
Feb. 22	A	W	73-71	Oral Roberts (MCC)
Feb. 25	CG	W	93-78	Dayton

MIDWESTERN COLLEGIATE CONFERENCE TOURNAMENT


Feb. 28	N1	W	99-91	Loyola of Chicago
Mar. 2	N1	W	74-66	Saint Louis

NCAA TOURNAMENT

Mar. 14	N2	L	80-97	Alabama
---------	----	---	-------	---------

N1 - Market Square Arena (Indianapolis, Ind.)
 N2 - Charlotte Coliseum (Charlotte, N.C.)

1986-87 (19-13, 7-5 MCC)



MIDWESTERN COLLEGIATE CONFERENCE TOURNAMENT CHAMPIONS
 NCAA TOURNAMENT SECOND ROUND

XAVIER'S FIRST-EVER NCAA TOURNAMENT VICTORY

F – Tyrone Hill, Fr., 8.8 ppg. & 8.4 rpg.
 F – Kyle Taylor, So., 8.0 ppg. & 2.1 rpg.
 F – Dexter Campbell, Jr., 6.3 ppg. & 4.2 rpg.
 G – Byron Larkin, Jr., 24.8 ppg. & 4.4 rpg. & 3.5 apg.
 G – Stan Kimbrough, So., 16.0 ppg. & 3.5 rpg. & 3.3 apg.

XU AP

Nov. 28	N1	L	60-70	Tulsa
Nov. 29	N1	L	90-92	American (OT)
Dec. 1	CG	W	88-68	St. Joseph's (Ind.)
Dec. 3	CG	W	104-92	John Carroll
Dec. 6	CG	W	101-69	Ohio Dominican
Dec. 8	A	L	76-99	#12 Pittsburgh
Dec. 11	CG	W	97-75	Hanover
Dec. 13	CG	L	73-74	Creighton
Dec. 20	CG	W	73-55	Miami (Ohio)
Dec. 23	CG	W	84-68	Colgate
Dec. 27	A	L	65-69	Dayton
Dec. 30	CG	W	78-67	Duquesne
Jan. 3	CG	W	75-69	Coastal Carolina
Jan. 10	A	W	72-50	Detroit (MCC)
Jan. 12	A	L	79-81	Loyola of Chicago (MCC)
Jan. 17	CG	W	77-69	Saint Louis (MCC)
Jan. 19	CG	W	77-70	Evansville (MCC)
Jan. 24	A	L	62-82	Oral Roberts (MCC)
Jan. 29	A	L	73-75	Cincinnati
Jan. 31	A	L	84-86	Butler (2OT) (MCC)
Feb. 2	A	L	69-83	Rutgers
Feb. 7	CG	W	80-58	Detroit (MCC)
Feb. 9	CG	W	80-72	Loyola of Chicago (MCC)
Feb. 14	A	L	71-76	Saint Louis (MCC)
Feb. 16	A	L	93-95	Evansville (OT) (MCC)
Feb. 19	CG	W	69-67	Butler (MCC)
Feb. 21	CG	W	81-73	Oral Roberts (2OT) (MCC)

MIDWESTERN COLLEGIATE CONFERENCE TOURNAMENT


Feb. 26	N2	W	104-98	Butler
Feb. 27	N2	W	82-74	Loyola of Chicago
Mar. 1	N2	W	81-69	Saint Louis

NCAA TOURNAMENT

Mar. 12	N3	W	70-69	#14 Missouri
Mar. 14	N3	L	60-65	#17 Duke

N1 - Providence, R.I.
 N2 - Market Square Arena (Indianapolis, Ind.)
 N3 - Hoosier Dome (Indianapolis, Ind.)

1987-88 (26-4, 9-1 MCC)



MIDWESTERN COLLEGIATE CONFERENCE REGULAR SEASON CHAMPIONS
 MIDWESTERN COLLEGIATE CONFERENCE TOURNAMENT CHAMPIONS

NCAA TOURNAMENT (note: played eventual NCAA Champion Kansas in the first round)

F – Tyrone Hill, So., 15.3 ppg. & 10.5 rpg.
 F – J.D. Barnett, Sr., 10.2 ppg. & 3.7 rpg.
 C – Derek Strong, So., 10.6 ppg. & 7.1 rpg.
 G – Byron Larkin, Sr., 25.3 ppg. & 3.6 rpg. & 4.8 apg.
 G – Stan Kimbrough, Jr., 15.5 ppg. & 3.0 rpg. & 3.6 apg.

XU AP

Nov. 28	CG	W	112-72	Huntington
Nov. 30	CG	W	75-68	St. Joseph's (Ind.)
Dec. 5	A	L	61-67	Marquette
Dec. 8	CG	W	100-71	Delaware State
Dec. 12	A	W	91-73	Miami (Ohio)
Dec. 22	A	L	76-96	Providence
Dec. 29	CG	W	87-56	Canisius
Jan. 2	CG	W	92-78	Kent State
Jan. 6	A	W	82-70	Western Michigan
Jan. 9	SF	W	125-84	Florida International
Jan. 12	CG	W	98-80	Cincinnati
Jan. 16	CG	W	98-90	Loyola of Chicago (MCC)
Jan. 18	CG	W	105-84	Detroit (MCC)
Jan. 23	A	L	84-86	Evansville (MCC)
Jan. 25	A	W	100-86	Saint Louis (MCC)
Jan. 30	A	W	78-75	Saint Peter's (N.J.)
Feb. 3	CG	W	101-84	Wright State
Feb. 6	CG	W	89-74	Butler (MCC)
Feb. 8	CG	W	100-84	Western Michigan
Feb. 13	A	W	94-83	Loyola of Chicago (MCC)
Feb. 15	A	W	114-97	Detroit (MCC)
Feb. 20	CG	W	102-79	Evansville (MCC)
Feb. 22	CG	W	93-70	Saint Louis (MCC)
Feb. 24	A	W	122-95	Florida International
Feb. 27	CG	W	86-73	Dayton
Mar. 1	A	W	93-80	Niagara
Mar. 6	A	W	71-70	Butler (MCC)

MIDWESTERN COLLEGIATE CONFERENCE TOURNAMENT

Mar. 11	N1	W	117-79	20	Loyola of Chicago
Mar. 12	N1	W	122-96	20	Detroit

NCAA TOURNAMENT

Mar. 18	N2	L	72-85	18	Kansas
---------	----	---	-------	----	--------

N1 - Market Square Arena (Indianapolis, Ind.)
 N2 - Devaney Center (Lincoln, Neb.)

YEAR-BY-YEAR SCORES

1988-89 (21-12, 7-5 MCC)



**MIDWESTERN COLLEGIATE CONFERENCE
TOURNAMENT CHAMPIONS**
NCAA TOURNAMENT (note: played eventual NCAA Champion
Michigan in the first round)

F – Tyrone Hill, Jr., 18.9 ppg. & 12.2 rpg.
F – Colin Parker, So., 7.1 ppg. & 2.4 rpg.
C – Derek Strong, Jr., 15.3 ppg. & 2.7 rpg. & 4.2 apg.
G – Stan Kimbrough, Sr., 18.8 ppg. & 2.7 rpg. & 5.9 apg.
G – Michael Davenport, So., 7.2 ppg. & 2.5 rpg.
Note: 6th man Jamal Walker (So.) led team at 7.1 apg.

XU AP

Nov. 18	RC	W	85-83	#4 Louisville (NIT)
Nov. 20	A	L	71-83	#14 Missouri (NIT)
Nov. 28	CG	W	109-58	Marietta
Dec. 3	CG	W	73-64	Air Force
Dec. 7	CG	W	87-76	Robert Morris
Dec. 10	CG	L	61-68	Miami (Ohio)
Dec. 19	A	L	70-85	Eastern Illinois
Dec. 21	CG	W	63-53	Bethune-Cookman
Dec. 27	CG	W	93-70	Niagara
Dec. 30	A	W	89-75	Bowling Green
Jan. 2	CG	W	87-71	Prairie View A&M
Jan. 4	A	W	118-113	Loyola Marymount
Jan. 7	CG	W	97-88	Valparaiso
Jan. 12	A	L	83-92	Loyola of Chicago (MCC)
Jan. 14	A	L	80-89	Detroit (MCC)
Jan. 17	A	L	71-90	Kent State
Jan. 19	CG	W	81-73	Evansville (MCC)
Jan. 21	CG	W	73-67	Saint Louis (MCC)
Jan. 28	A	L	76-79	Butler (MCC)
Feb. 1	CG	L	76-86	Cincinnati
Feb. 4	A	W	82-78	Dayton (MCC)
Feb. 9	CG	W	93-86	Loyola of Chicago (MCC)
Feb. 11	A	L	79-97	Wichita State
Feb. 16	A	L	82-88	Evansville (MCC)
Feb. 18	A	L	61-62	Saint Louis (MCC)
Feb. 20	CG	W	86-64	Detroit (MCC)
Feb. 25	CG	W	102-77	Marquette
Mar. 2	CG	W	85-75	Butler (MCC)
Mar. 4	CG	W	83-78	Dayton (MCC)

**MIDWESTERN COLLEGIATE
CONFERENCE TOURNAMENT**

Mar. 9	N1	W	85-83	Loyola of Chicago
Mar. 10	N1	W	79-56	Saint Louis
Mar. 11	N1	W	85-78	Evansville

NCAA TOURNAMENT

Mar. 17	N2	L	87-92	#10 Michigan
N1	- UD Arena (Dayton, Ohio)			
N2	- The Omni (Atlanta, Ga.)			

1989-90 (28-5, 12-2 MCC)



**MIDWESTERN COLLEGIATE CONFERENCE
REGULAR SEASON CHAMPIONS**
NCAA TOURNAMENT SWEET 16

F – Tyrone Hill, Sr., 20.2 ppg. & 12.6 rpg.
F – Michael Davenport, Jr., 12.7 ppg. & 2.9 rpg.
C – Derek Strong, Sr., 14.2 ppg. & 9.9 rpg.
G – Jamal Walker, Jr., 15.1 ppg. & 3.5 rpg. & 5.9 apg.
G – Jamie Gladden, Fr., 10.2 ppg. & 2.3 rpg.

XU AP

Dec. 2	CG	L	90-97	Southern Utah State
Dec. 4	A	W	77-70	Robert Morris
Dec. 9	A	W	76-69	Miami (Ohio)
Dec. 16	A	W	95-63	Valparaiso
Dec. 18	CG	W	80-48	Eastern Illinois
Dec. 22	N1	W	72-65	Princeton
Dec. 23	A	W	78-62	San Francisco
Dec. 30	CG	W	88-73	Bowling Green
Jan. 2	CG	W	115-113	#25 Loyola Marymount
Jan. 6	A	W	86-80	Marquette (MCC)
Jan. 8	CG	W	89-73	Loyola of Chicago (MCC)
Jan. 13	CG	W	82-61	25 Alabama-Birmingham
Jan. 15	CG	W	110-52	District of Columbia
Jan. 18	A	L	51-59	20 Evansville (MCC)
Jan. 20	A	W	83-74	20 Saint Louis (MCC)
Jan. 25	CG	W	88-83	25 Detroit (MCC)
Jan. 27	CG	W	81-57	25 Butler (MCC)
Jan. 31	CG	W	90-88	23 Cincinnati (OT)
Feb. 3	CG	W	88-81	23 Dayton (MCC)
Feb. 6	A	W	70-53	21 Loyola of Chicago (MCC)
Feb. 8	CG	W	83-78	21 Marquette (MCC)
Feb. 15	CG	W	71-52	22 Evansville (MCC)
Feb. 17	CG	W	74-58	19 Saint Louis (MCC)
Feb. 22	A	W	74-62	19 Detroit (MCC)
Feb. 24	A	W	80-66	19 Butler (MCC)
Feb. 27	A	W	84-73	19 Arkansas-Little Rock
Mar. 3	A	L	108-111	19 Dayton (MCC)

**MIDWESTERN COLLEGIATE
CONFERENCE TOURNAMENT**

Mar. 8	N2	W	96-61	24 Butler
Mar. 9	N2	W	89-78	24 Evansville
Mar. 10	N2	L	89-98	24 Dayton

NCAA TOURNAMENT

Mar. 16	N3	W	87-79	25 Kansas State
Mar. 18	N3	W	74-71	25 Georgetown
Mar. 22	N4	L	89-102	25 Texas
N1	- San Francisco, Calif.			
N2	- UD Arena (Dayton, Ohio)			
N3	- Hoosier Dome (Indianapolis, Ind.)			
N4	- Reunion Arena (Dallas, Texas)			

1990-91 (22-10, 11-3 MCC)



**MIDWESTERN COLLEGIATE CONFERENCE
REGULAR SEASON CHAMPIONS**
MIDWESTERN COLLEGIATE CONFERENCE
TOURNAMENT CHAMPIONS

NCAA TOURNAMENT SECOND ROUND
F – Michael Davenport, Sr., 14.1 ppg. & 3.5 rpg.
F – Aaron Williams, So., 9.7 ppg. & 6.5 rpg.
C – Brian Grant, Fr., 11.6 ppg. & 8.5 rpg.
G – Jamie Gladden, So., 15.2 ppg. & 3.4 rpg. & 3.2 apg.
G – Jamal Walker, Sr., 13.7 ppg. & 3.6 rpg. & 5.1 apg.

XU AP

Nov. 24	CG	W	103-96	Mount Saint Mary's
Nov. 26	CG	W	82-56	Bethune-Cookman
Nov. 28	CG	L	94-100	Ball State
Dec. 1	A	W	62-59	Canisius
Dec. 5	CG	W	87-68	Loyola (Md.)
Dec. 8	CG	L	95-100	Miami (Ohio)
Dec. 22	CG	W	83-53	Winthrop
Dec. 30	CG	W	91-66	Detroit (MCC)
Jan. 2	CG	W	75-54	New Hampshire
Jan. 5	A	L	74-87	Fordham
Jan. 10	A	W	98-93	Marquette (MCC) (OT)
Jan. 12	A	W	81-74	Loyola of Chicago (MCC)
Jan. 15	CG	W	71-66	Massachusetts
Jan. 17	CG	W	100-85	Evansville (MCC)
Jan. 19	CG	L	56-58	Saint Louis (MCC)
Jan. 24	A	W	69-67	Detroit (MCC)
Jan. 26	A	L	88-92	South Florida
Jan. 30	A	L	56-69	Cincinnati
Feb. 2	A	L	74-95	Saint Louis (MCC)
Feb. 7	CG	W	71-66	Marquette (MCC)
Feb. 9	CG	W	87-74	Loyola of Chicago (MCC)
Feb. 12	CG	W	80-73	Butler (MCC)
Feb. 14	A	W	69-56	Evansville (MCC)
Feb. 17	A	L	79-83	Dayton (MCC)
Feb. 19	A	L	83-91	Wright State
Feb. 23	A	W	105-93	Butler (MCC)
Mar. 2	CG	W	102-79	Dayton (MCC)

**MIDWESTERN COLLEGIATE
CONFERENCE TOURNAMENT**

Mar. 7	N1	W	66-59	Detroit
Mar. 8	A	W	90-71	Dayton
Mar. 10	N1	W	81-68	Saint Louis

NCAA TOURNAMENT

Mar. 14	N2	W	89-84	#11 Nebraska
Mar. 16	N2	L	50-66	Connecticut
N1	- UD Arena (Dayton, Ohio)			
N2	- Metrodome (Minneapolis, Minn.)			

1991-92 (15-12, 7-3 MCC)



F – Aaron Williams, Jr., 13.9 ppg. & 8.0 rpg.
F – Tyrice Walker, So., 6.4 ppg. & 3.7 rpg.
C – Brian Grant, So., 11.8 ppg. & 9.1 rpg.
G – Jamie Gladden, Jr., 19.4 ppg. & 2.4 rpg.
G – Michael Hawkins, Fr., 7.7 ppg. & 2.8 rpg. & 4.4 apg.

XU AP


Nov. 30	CG	W	94-65	Colgate
Dec. 2	CG	W	75-59	Samford
Dec. 4	CG	W	77-74	Northern Illinois
Dec. 7	A	L	72-91	Massachusetts
Dec. 11	A	W	73-65	Kent State
Dec. 14	A	L	58-73	Miami (Ohio)
Dec. 21	CG	L	104-108	Duquesne
Dec. 27	CG	L	79-82	East Tennessee State
Dec. 30	A	W	84-74	Northern Illinois
Jan. 4	A	W	91-59	New Hampshire
Jan. 11	CG	W	84-80	Detroit (MCC)
Jan. 13	A	W	83-56	Winthrop
Jan. 18	A	W	75-73	Loyola of Chicago (MCC)
Jan. 21	CG	W	77-69	Dayton (MCC)
Jan. 25	A	L	88-93	Detroit (OT) (MCC)
Jan. 29	CG	L	75-93	Cincinnati
Feb. 1	CG	W	76-63	Evansville (MCC)
Feb. 5	A	L	52-68	Loyola (Md.)
Feb. 8	RC	L	73-86	Louisville
Feb. 10	CG	W	69-56	Loyola of Chicago (MCC)
Feb. 18	A	W	98-75	Butler (MCC)
Feb. 22	A	L	73-82	Evansville (MCC)
Feb. 26	CG	W	80-78	Fordham (OT)
Feb. 29	A	W	72-56	Dayton (MCC)
Mar. 3	A	L	86-87	Notre Dame
Mar. 7	CG	L	86-96	Butler (MCC)

**MIDWESTERN COLLEGIATE
CONFERENCE TOURNAMENT**

Mar. 13	RC	L	61-78	Butler
---------	----	---	-------	--------

YEAR-BY-YEAR SCORES

1992-93 (24-6, 12-2 MCC)



**MIDWESTERN COLLEGIATE CONFERENCE
REGULAR SEASON CO-CHAMPIONS
NCAA TOURNAMENT SECOND ROUND**

F – Aaron Williams, Sr., 10.9 ppg. & 7.1 rpg.
C – Brian Grant, Jr., 18.5 ppg. & 9.4 rpg.
G – Jamie Gladden, Sr., 14.4 ppg. & 2.1 rpg.
G – Michael Hawkins, So., 8.1 ppg. & 2.5 rpg. & 3.71 app.
G – Steve Gentry, Jr., 7.1 ppg. & 2.8 rpg. & 3.67 app.

XU AP

Dec. 1	CG	W	113-73	Huntington
Dec. 7	A	W	81-78	Ball State (OT)
Dec. 9	CG	W	72-56	Kent State
Dec. 12	CG	W	70-67	Miami (Ohio)
Dec. 18	N1	W	74-66	Delaware
Dec. 20	N1	W	75-60	Rice
Dec. 30	CG	W	88-54	Wichita State
Jan. 4	CG	W	75-60	Notre Dame
Jan. 9	A	L	90-97	Detroit (OT) (MCC)
Jan. 11	A	L	73-76	Louisville
Jan. 16	A	W	85-58	Dayton (MCC)
Jan. 19	CG	W	56-53	South Florida
Jan. 21	CG	W	63-59	Butler (MCC)
Jan. 23	A	W	74-68	Evansville (MCC)
Jan. 27	A	L	67-78	#4 Cincinnati
Jan. 30	A	W	81-64	Loyola of Chicago (MCC)
Feb. 4	CG	W	56-49	La Salle (MCC)
Feb. 6	CG	W	85-79	Duquesne (MCC)
Feb. 13	CG	W	53-46	Dayton (MCC)
Feb. 17	CG	W	74-63	Evansville (MCC)
Feb. 20	A	W	80-66	Butler (MCC)
Feb. 25	CG	W	68-65	24 Loyola of Chicago (MCC)
Feb. 27	CG	W	93-74	24 Detroit (MCC)
Mar. 2	A	W	73-58	18 La Salle (MCC)
Mar. 6	A	L	72-88	18 Duquesne (MCC)


**MIDWESTERN COLLEGIATE
CONFERENCE TOURNAMENT**

Mar. 11	N2	W	60-50	22 Loyola of Chicago
Mar. 12	N2	W	67-41	22 Duquesne
Mar. 13	N2	L	69-80	22 Evansville

NCAA TOURNAMENT

Mar. 19	N3	W	73-55	New Orleans
Mar. 21	N3	L	70-73	#1 Indiana
N1 - Tokyo, Japan				
N2 - Market Square Arena (Indianapolis, Ind.)				
N3 - Hoosier Dome (Indianapolis, Ind.)				

1993-94 (22-8, 8-2 MCC)



**MIDWESTERN COLLEGIATE CONFERENCE
REGULAR SEASON CHAMPIONS
NATIONAL INVITATION TOURNAMENT
QUARTERFINALIST**

F – Tyrice Walker, Sr., 14.6 ppg. & 4.9 rpg.
F – Larry Sykes, Jr., 8.4 ppg. & 5.7 rpg.
C – Brian Grant, Sr., 16.7 ppg. & 9.9 rpg.
G – Jeff Massey, Jr., 12.7 ppg. & 2.1 rpg.
G – Steve Gentry, Sr., 6.1 ppg. & 2.5 rpg. & 6.1 app.

XU AP

Nov. 29	CG	W	97-49	Marietta
Dec. 4	A	L	60-82	#6 Duke
Dec. 6	CG	W	65-56	Hartford
Dec. 11	A	W	72-69	Miami (Ohio)
Dec. 18	CG	W	85-52	Virginia Tech
Dec. 20	CG	W	82-55	UNC Asheville
Dec. 30	A	W	92-66	Maryland-Baltimore Co.
Jan. 3	A	W	93-65	East Tennessee State
Jan. 8	CG	W	79-64	Brown
Jan. 9	CG	W	82-65	New Hampshire
Jan. 12	CG	W	57-46	25 Dayton
Jan. 15	A	W	86-80	25 Butler (MCC)
Jan. 19	CG	W	82-76	22 #19 Cincinnati (OT)
Jan. 22	A	L	61-91	22 Evansville (MCC)
Jan. 24	A	W	88-62	Dayton
Jan. 26	CG	W	75-68	Detroit (MCC)
Jan. 29	CG	W	83-55	Loyola of Chicago (MCC)
Jan. 31	A	L	73-77	St. Francis (Pa.)
Feb. 5	A	W	73-66	La Salle (MCC)
Feb. 12	CG	L	92-93	25 George Wash. (2 OT)
Feb. 16	CG	W	93-73	Butler (MCC)
Feb. 19	A	L	82-86	Detroit (MCC)
Feb. 23	CG	L	76-79	Virginia Commonwealth
Feb. 26	CG	W	73-66	Evansville (MCC)
Mar. 1	A	W	98-76	Loyola of Chicago (MCC)
Mar. 3	CG	W	79-77	La Salle (MCC)

**MIDWESTERN COLLEGIATE
CONFERENCE TOURNAMENT**

Mar. 7	N1	L	75-79	Detroit
--------	----	---	-------	---------


**NATIONAL INVITATION
TOURNAMENT**

Mar. 16	CG	W	80-68	Miami (Ohio)
Mar. 21	A	W	83-79	Northwestern (OT)
Mar. 23	A	L	74-76	Villanova
N1 - Hinkle Fieldhouse (Indianapolis, Ind.)				

1994-95 (23-5, 14-0 MCC)



**Skip Prosser
Head Coach**



**MIDWESTERN COLLEGIATE CONFERENCE
REGULAR SEASON CHAMPIONS**

NCAA TOURNAMENT

F – Pete Sears, Sr., 12.9 ppg. & 5.1 rpg.
F – Larry Sykes, Sr., 10.2 ppg. & 10.8 rpg.
F – T.J. Johnson, Fr., 11.9 ppg. & 5.3 rpg.
G – Jeff Massey, Sr., 18.9 ppg. & 3.7 rpg.
G – Michael Hawkins, Sr., 14.1 ppg. & 3.3 rpg. & 5.8 app.

XU AP

Nov. 25	CG	W	104-67	IUPUI
Nov. 30	CG	W	89-70	Miami (Ohio)
Dec. 3	CG	W	86-51	Loyola (Md.)
Dec. 5	A	L	55-82	Virginia Tech
Dec. 10	A	W	85-68	Hartford
Dec. 17	CG	W	90-71	#19 Ohio
Dec. 19	CG	W	99-73	Dayton
Dec. 21	CG	W	101-65	Cal State Northridge
Dec. 28	CG	W	77-58	Maryland-Baltimore County
Jan. 5	A	W	84-69	Cleveland State (MCC)
Jan. 7	A	W	72-63	Detroit (MCC)
Jan. 9	A	L	80-87	Cincinnati
Jan. 14	CG	W	75-72	La Salle (MCC)
Jan. 18	A	W	81-73	Wright State (MCC)
Jan. 21	A	L	73-84	Notre Dame
Jan. 26	CG	W	96-76	Wiscon-Milwaukee (MCC)
Jan. 28	A	W	106-84	Northern Illinois (MCC)
Jan. 30	A	W	81-75	Loyola of Chicago (MCC)
Feb. 2	CG	W	93-75	Cleveland State (MCC)
Feb. 4	CG	W	72-65	Detroit (MCC)
Feb. 9	A	W	84-77	La Salle (MCC)
Feb. 11	CG	W	76-55	Wiscon-Green Bay (MCC)
Feb. 15	CG	W	94-84	Wright State (MCC)
Feb. 18	A	W	88-75	George Washington
Feb. 23	CG	W	93-90	Illinois-Chicago (MCC)
Feb. 25	A	W	81-66	Butler (MCC)


**MIDWESTERN COLLEGIATE
CONFERENCE TOURNAMENT**

Mar. 4	N1	L	70-71	25 Wright State
--------	----	---	-------	-----------------

NCAA TOURNAMENT

Mar. 17	N2	L	63-68	#22 Georgetown
N1 - Nutter Center (Dayton, Ohio)				
N2 - Tallahassee/Leon Co. Civic Center (Tallahassee, Fla.)				

1995-96 (13-15, 8-8 A-10)



**XAVIER'S FIRST SEASON IN THE
ATLANTIC 10 CONFERENCE**

F – T.J. Johnson, So., 10.6 ppg. & 6.8 rpg.
C – Kevin Carr, Jr., 9.8 ppg. & 6.4 rpg.
G – Darnell Williams, Fr., 12.3 ppg. & 4.3 rpg.
G – Lenny Brown, Fr., 12.5 ppg. & 4.1 rpg.
G – Gary Lumpkin, Fr., 11.2 ppg. & 2.7 rpg. & 3.2 app.

XU AP


Nov. 25	CG	W	88-61	St. Francis (Pa.)
Nov. 30	A	L	75-81	Virginia Commonwealth
Dec. 2	CG	W	109-78	Long Island
Dec. 6	A	L	71-85	Miami (Ohio)
Dec. 9	A	L	72-103	Ohio
Dec. 16	CG	W	87-57	Delaware State
Dec. 20	A	L	67-73	Kansas State
Dec. 23	CG	L	70-72	Notre Dame
Dec. 30	CG	W	78-59	Morgan State
Jan. 6	A	W	69-60	La Salle (A-10)
Jan. 9	A	L	56-73	Temple (A-10)
Jan. 13	CG	W	74-61	Fordham (A-10)
Jan. 17	CG	L	90-99	#3 Cincinnati
Jan. 20	A	W	76-62	St. Bonaventure (A-10)
Jan. 25	CG	W	60-59	La Salle (A-10)
Jan. 27	A	L	55-61	Dayton (A-10)
Jan. 31	CG	W	84-71	Saint Joseph's (A-10)
Feb. 4	CG	L	74-78	#1 Mass. (OT) (A-10)
Feb. 7	A	L	69-77	George Washington (A-10)
Feb. 10	CG	L	73-78	#11 Virginia Tech (A-10)
Feb. 17	A	L	70-87	Rhode Island (A-10)
Feb. 20	CG	W	102-95	Dayton (A-10)
Feb. 24	CG	W	116-105	Duquesne (OT) (A-10)
Feb. 26	CG	L	77-81	#24 George Wash. (A-10)
Feb. 29	A	L	61-70	#16 Virginia Tech (A-10)
Mar. 3	A	W	76-75	Duquesne (A-10)

ATLANTIC 10 CONFERENCE TOURNAMENT

Mar. 6	N1	W	61-54	Fordham
Mar. 7	N1	L	50-67	Temple
N1 - Philadelphia Civic Center (Philadelphia, Pa.)				

YEAR-BY-YEAR SCORES

1996-97 (23-6, 13-3 A-10)



**ATLANTIC 10 CONFERENCE WEST DIVISION
REGULAR SEASON CHAMPIONS
XAVIER'S FIRST ATLANTIC 10 CONFERENCE
REGULAR SEASON CHAMPIONSHIP
NCAA TOURNAMENT SECOND ROUND**


F – Torraye Braggs, Jr., 13.9 ppg. & 7.4 rpg.
F – T.J. Johnson, Jr., 7.8 ppg. & 5.0 rpg.
G – Lenny Brown, Sr., 15.6 ppg. & 3.8 rpg. & 3.5 apg.
G – Gary Lumpkin, Sr., 14.7 ppg. & 2.9 rpg. & 4.3 apg.
G – Darnell Williams, Sr., 10.8 ppg & 4.0 rpg.

Note: 6th man James Posey (So.) led team at 7.8 rpg.

XU AP				
Nov. 23	CG	W	98-73	Western Kentucky
Nov. 26	A	W	71-69	#1 Cincinnati
Nov. 30	CG	W	92-71	Miami (Ohio)
Dec. 2	CG	W	95-64	Florida A&M
Dec. 5	A	W	81-65 23	Loyola Marymount
Dec. 10	CG	W	94-86 19	Long Island
Dec. 14	CG	W	79-43 19	Hofstra
Dec. 21	A	W	113-111 17	Akron (3OT)
Dec. 29	CG	W	95-54 17	Kansas State
Jan. 4	CG	W	102-67 17	Virginia Tech (A-10)
Jan. 7	A	L	91-98 12	Dayton (A-10)
Jan. 11	A	W	75-64 12	Fordham (A-10)
Jan. 16	RC	L	85-87 14	Tulane
Jan. 19	CG	W	68-64 14	Temple (OT) (A-10)
Jan. 23	A	W	62-61 16	George Wash. (A-10)
Jan. 25	CG	L	70-78 16	Duquesne (A-10)
Jan. 28	CG	W	91-79 20	Rhode Island (A-10)
Feb. 1	A	W	87-84 20	Mass. (OT) (A-10)
Feb. 3	A	W	83-67 20	La Salle (A-10)
Feb. 8	A	L	65-79 17	Saint Joseph's (A-10)
Feb. 12	CG	W	79-53 19	Dayton (A-10)
Feb. 15	CG	W	87-76 19	George Wash. (A-10)
Feb. 20	A	W	82-74 16	Duquesne (A-10)
Feb. 22	CG	W	79-67 16	La Salle (A-10)
Feb. 27	CG	W	83-59 14	St. Bonaventure (A-10)
Mar. 2	A	W	81-72 14	Virginia Tech (A-10)
ATLANTIC 10 CONFERENCE TOURNAMENT				
Mar. 6	N1	L	62-69 11	Temple (OT)
NCAA TOURNAMENT				
Mar. 13	N2	W	80-68 13	Vanderbilt
Mar. 15	N2	L	83-96 13	#7 UCLA

N1 - The Spectrum (Philadelphia, Pa.)
 N2 - The Palace of Auburn Hills (Auburn Hills, Mich.)

1997-98 (22-8, 11-5 A-10)



**ATLANTIC 10 CONFERENCE WEST DIVISION
REGULAR SEASON CO-CHAMPIONS
ATLANTIC 10 CONFERENCE TOURNAMENT CHAMPIONS
XAVIER'S FIRST ATLANTIC 10 CONFERENCE
TOURNAMENT CHAMPIONSHIP
NCAA TOURNAMENT**


F – Torraye Braggs, Sr., 13.0 ppg. & 8.2 rpg.
F – T.J. Johnson, Sr., 5.5 ppg. & 3.6 rpg.
G – Gary Lumpkin, Jr., 12.3 ppg. & 2.5 rpg. & 4.5 apg.
G – Darnell Williams, Jr., 17.3 ppg. & 3.9 rpg.
G – Lenny Brown, Jr., 14.7 ppg. & 3.5 rpg. & 3.5 apg.

Note: 6th man James Posey (Jr.) led team at 8.4 rpg.

XU AP				
Nov. 19	CG	W	95-76 10	Toledo
Nov. 22	CG	W	97-73 10	Akron
Nov. 24	CG	W	118-61 10	Louisiana Monroe
Dec. 2	CG	W	88-54 9	Central Michigan
Dec. 6	A	W	93-60 9	Western Kentucky
Dec. 9	A	L	72-80 7	Miami (Ohio)
Dec. 13	CG	W	88-68 7	Cincinnati
Dec. 20	N1	L	84-86 10	#8 Purdue
Dec. 27	N2	W	73-56 13	DePaul
Dec. 30	CG	W	93-66 13	Butler
Jan. 3	A	L	77-80 13	St. Bonaventure (A-10)
Jan. 7	CG	W	104-67 19	La Salle (A-10)
Jan. 10	CG	W	77-43 19	Fordham (A-10)
Jan. 14	A	L	73-78 18	G. Washington (OT) (A-10)
Jan. 17	CG	W	77-66 18	Virginia Tech (A-10)
Jan. 20	CG	W	72-62 19	Saint Joseph's (A-10)
Jan. 24	A	L	82-93 19	Dayton (A-10)
Jan. 27	CG	W	93-71 24	Duquesne (A-10)
Jan. 31	A	W	79-73 24	Temple (A-10)
Feb. 2	A	W	91-59 24	La Salle (A-10)
Feb. 8	CG	L	62-73 21	#23 Mass. (A-10)
Feb. 14	A	W	74-63	Virginia Tech (A-10)
Feb. 16	CG	W	96-86	#17 George Wash. (A-10)
Feb. 21	A	W	83-62	Duquesne (A-10)
Feb. 24	A	L	68-69	Rhode Island (A-10)
Mar. 1	CG	W	89-84	Dayton (A-10)
ATLANTIC 10 CONFERENCE TOURNAMENT				
Mar. 5	N3	W	68-44	St. Bonaventure
Mar. 6	N3	W	95-80	Rhode Island
Mar. 7	N3	W	77-63	George Washington
NCAA TOURNAMENT				
Mar. 12	N4	L	68-69 23	Washington

N1 - Market Square Arena (Indianapolis, Ind.)
 N2 - Gund Arena (Cleveland, Ohio)
 N3 - The Spectrum (Philadelphia, Pa.)
 N4 - MCI Center (Washington D.C.)

1998-99 (25-11, 12-4 A-10)



NATIONAL INVITATION TOURNAMENT THIRD PLACE

F – James Posey, Sr., 16.9 ppg. & 8.9 rpg.
F – Kevin Frey, Fr., 5.7 ppg. & 5.0 rpg.
F – Aaron Turner, Fr., 5.4 ppg. & 5.2 rpg.
G – Gary Lumpkin, Sr., 11.1 ppg. & 2.4 rpg. & 3.4 apg.
G – Lenny Brown, Sr., 18.1 ppg. & 3.6 rpg. & 2.8 apg.

XU AP						
Nov. 17	A	W	73-66	16	Butler	
Nov. 21	CG	W	90-50	16	Chicago State	
Nov. 23	CG	W	100-67	16	Morgan State	
Nov. 26	N1	L	76-94	13	Pittsburgh	
Nov. 27	N1	W	74-61	13	Colorado	
Nov. 28	N1	L	69-82	13	San Francisco	
Dec. 2	CG	W	64-56	23	Miami (Ohio)	
Dec. 5	RC	L	57-71	23	#14 Purdue	
Dec. 9	A	L	67-74		Toledo	
Dec. 19	CG	W	88-58		Canisius	
Dec. 21	CG	W	97-52		Loyola Marymount	
Dec. 28	A	W	77-54		St. Mary's (Calif.)	
Jan. 3	CG	W	87-83		Rhode Island (A-10)	
Jan. 6	A	W	80-67		Virginia Tech (A-10)	
Jan. 9	A	W	56-42		Duquesne (A-10)	
Jan. 13	CG	W	62-57		St. Bonaventure (A-10)	
Jan. 17	CG	W	81-61		George Washington (A-10)	
Jan. 20	A	W	76-56		Fordham (A-10)	
Jan. 23	CG	W	93-69		Virginia Tech (A-10)	
Jan. 28	A	L	77-87		#5 Cincinnati	
Jan. 30	A	L	86-91		Dayton (A-10)	
Feb. 4	A	W	59-53		Saint Joseph's (A-10)	
Feb. 6	A	L	75-88		La Salle (A-10)	
Feb. 9	CG	W	72-54		Duquesne (A-10)	
Feb. 14	CG	W	62-60		Temple (A-10)	
Feb. 16	CG	W	88-71		La Salle (A-10)	
Feb. 20	A	L	77-78		Massachusetts (A-10) (2OT)	
Feb. 24	CG	W	90-62		Dayton (A-10)	
Feb. 27	A	L	74-77		George Washington (A-10)	
ATLANTIC 10 CONFERENCE TOURNAMENT						
Mar. 4	N2	W	72-68		Massachusetts	
Mar. 5	N2	L	64-76		Temple	
NATIONAL INVITATION TOURNAMENT						
Mar. 10	A	W	86-84		Toledo	
Mar. 15	CG	W	87-76		Wake Forest	
Mar. 17	CG	W	65-58		Princeton	
Mar. 23	N3	L	76-79		Clemson	
Mar. 25	N3	W	106-75		Oregon	

N1 - American Univ. (San Juan, Puerto Rico)
 N2 - First Union Spectrum (Philadelphia, Pa.)
 N3 - Madison Square Garden (New York, N.Y.)

1999-00 (21-12, 9-7 A-10)



NATIONAL INVITATION TOURNAMENT SECOND ROUND


F – David West, Fr., 11.7 ppg. & 9.1 rpg.
F – Kevin Frey, So., 8.8 ppg. & 5.1 rpg.
F – Lloyd Price, So., 13.0 ppg. & 6.0 rpg.
G – Maurice McAfee, Jr., 15.1 ppg. & 3.5 rpg. & 4.2 apg.
G – Darnell Williams, Sr., 13.0 ppg. & 2.6 rpg.

XU AP						
Nov. 20	CG	W	96-52		Maryland-Eastern Shore	
Nov. 25	N1	W	81-79		Louisville	
Nov. 26	N1	L	70-111		#10 Kansas	
Nov. 27	N1	W	81-65		Washington	
Dec. 4	CG	W	80-55		East Tennessee State	
Dec. 8	A	L	58-67		Miami (Ohio)	
Dec. 11	A	W	94-75		Central Michigan	
Dec. 18	CG	W	66-64		#1 Cincinnati	
Dec. 21	CG	W	92-48		St. Mary's (Calif.)	
Dec. 27	CG	W	58-54		Princeton	
Dec. 30	CG	W	84-55		Toledo	
Jan. 2	A	L	63-65		Marquette	
Jan. 6	CG	W	86-67		Virginia Tech (A-10)	
Jan. 9	A	W	78-75		Rhode Island (A-10)	
Jan. 11	A	L	72-76		Dayton (A-10)	
Jan. 15	A	L	78-85		Duquesne (A-10)	
Jan. 23	CG	L	49-80		La Salle (A-10)	
Jan. 25	A	L	40-59		#23 Temple (A-10)	
Jan. 30	CG	W	97-79		Fordham (A-10)	
Feb. 2	CG	W	65-64		Dayton (OT) (A-10)	
Feb. 5	A	L	67-78		George Washington (A-10)	
Feb. 9	A	W	87-78		Canisius	
Feb. 12	CG	W	87-77		Massachusetts (A-10)	
Feb. 15	CG	W	95-66		Duquesne (A-10)	
Feb. 19	A	L	65-73		Virginia Tech (A-10)	
Feb. 22	CG	W	88-76		George Washington (A-10)	
Feb. 27	A	W	71-60		La Salle (A-10)	
Mar. 1	A	L	64-65		St. Bonaventure (A-10)	
Mar. 5	CG	W	94-66		Saint Joseph's (A-10)	
ATLANTIC 10 CONFERENCE TOURNAMENT						
Mar. 8	N2	W	75-60		Rhode Island	
Mar. 9	N2	L	69-72		St. Bonaventure	
NATIONAL INVITATION TOURNAMENT						
Mar. 15	CG	W	67-63		Marquette	
Mar. 20	A	L	64-76		Notre Dame	

N1 - Great Alaska Shootout (Anchorage, Alaska)
 N2 - The Spectrum (Philadelphia, Pa.)

YEAR-BY-YEAR SCORES

2000-01 (21-8, 12-4 A-10)



NCAA TOURNAMENT

- F – David West, So., 17.8 ppg. & 10.9 rpg.
- F – Lloyd Price, Jr., 9.2 ppg & 4.4 rpg.
- F – Kevin Frey, Jr., 11.4 ppg. & 6.3 rpg.
- G – Romain Sato, Fr., 10.7 ppg. & 5.4 rpg.
- G – Maurice McAfee, Sr., 9.5 ppg. & 2.7 rpg. & 4.8 apg.

XU AP

Nov. 18	CC	W	68-54	Miami (Ohio)
Nov. 22	CC	W	93-75	Eastern Kentucky
Nov. 28	CC	W	65-55	Samford
Nov. 30	CC	W	86-68	Louisiana-Monroe
Dec. 2	A	L	46-61	#23 Wisconsin
Dec. 5	CC	W	75-49	San Francisco
Dec. 9	A	L	52-58	Princeton
Dec. 14	A	W	69-67	#17 Cincinnati
Dec. 16	CC	W	75-59	Marquette
Dec. 23	A	W	63-61	Toledo
Dec. 30	N1	W	71-60	Kent State
Jan. 3	A	W	82-71	Fordham (A-10)
Jan. 7	CC	W	81-66	La Salle (A-10)
Jan. 9	CC	L	64-75	Massachusetts (A-10)
Jan. 13	A	W	99-82	Rhode Island (A-10)
Jan. 16	A	W	76-74	George Washington (A-10)
Jan. 20	CC	W	86-73	Saint Joseph's (A-10)
Jan. 27	A	W	81-48	Duquesne (A-10)
Jan. 30	CC	W	82-72	Dayton (A-10)
Feb. 3	CC	W	71-63	G. Washington (OT) (A-10)
Feb. 7	A	L	76-79	24 Saint Joseph's (A-10)
Feb. 10	CC	W	78-71	24 Temple (A-10)
Feb. 14	A	L	49-59	Massachusetts (A-10)
Feb. 17	CC	W	79-65	Rhode Island (A-10)
Feb. 21	CC	W	77-60	St. Bonaventure (A-10)
Feb. 25	A	W	79-55	La Salle (A-10)
Mar. 4	A	L	62-65	25 Dayton (A-10)

ATLANTIC 10 CONFERENCE TOURNAMENT

Mar. 8	N2	L	74-83	George Washington
--------	----	---	-------	-------------------


NCAA TOURNAMENT

Mar. 16	N3	L	71-83	#19 Notre Dame
N1 - Gund Arena (Cleveland, Ohio)				
N2 - First Union Spectrum (Philadelphia, Pa.)				
N3 - Kemper Arena (Kansas City, Mo.)				

2001-02 (26-6, 14-2 A-10)



Thad Matta
Head Coach



ATLANTIC 10 CONFERENCE WEST DIVISION REGULAR SEASON CHAMPIONS ATLANTIC 10 CONFERENCE TOURNAMENT CHAMPIONS

- NCAA TOURNAMENT SECOND ROUND
- F – David West, Jr., 18.3 ppg. & 9.8 rpg.
- F – Kevin Frey, Sr., 8.5 ppg. & 5.7 rpg.
- F – Dave Young, Jr., 8.0 ppg. & 3.6 rpg.
- G – Romain Sato, So., 16.1 ppg. & 6.6 rpg.
- G – Lionel Chalmers, So., 12.0 ppg. & 3.4 rpg. & 4.2 apg.

XU AP

Nov. 17	CC	W	72-41	Coastal Carolina
Nov. 24	N1	L	60-72	#5 Missouri
Nov. 28	A	W	87-58	Miami (Ohio)
Dec. 1	A	W	87-72	San Francisco
Dec. 5	A	L	66-70	Purdue
Dec. 8	CC	W	108-57	Long Island
Dec. 10	CC	W	57-48	Wisconsin
Dec. 14	CC	L	55-75	Cincinnati
Dec. 20	CC	W	62-56	Kent State
Dec. 22	A	W	72-65	Creighton
Dec. 31	CC	W	68-59	Siena
Jan. 5	A	W	66-59	Dayton (A-10)
Jan. 9	CC	W	88-58	Fordham (A-10)
Jan. 12	CC	W	72-62	Richmond (A-10)
Jan. 17	A	W	71-63	George Washington (A-10)
Jan. 19	A	W	71-67	La Salle (A-10)
Jan. 23	A	W	67-49	Rhode Island (A-10)
Jan. 26	CC	W	75-59	Dayton (A-10)
Jan. 30	CC	W	79-65	Duquesne (A-10)
Feb. 2	A	W	67-64	Richmond (A-10)
Feb. 9	A	L	79-80	St. Bonaventure (A-10)
Feb. 14	CC	W	89-75	George Washington (A-10)
Feb. 16	CC	W	84-77	Saint Joseph's (A-10)
Feb. 20	A	L	56-67	Temple (A-10)
Feb. 24	A	W	80-66	Duquesne (A-10)
Feb. 28	CC	W	68-53	La Salle (A-10)
Mar. 2	CC	W	72-52	Massachusetts (A-10)


ATLANTIC 10 CONFERENCE TOURNAMENT

Mar. 7	N2	W	65-59	24 Massachusetts (OT)
Mar. 8	N2	W	66-59	24 Dayton
Mar. 9	N2	W	73-60	24 Richmond

NCAA TOURNAMENT

Mar. 15	N3	W	70-58	22 #25 Hawaii
Mar. 17	N3	L	65-78	22 #3 Oklahoma
N1 - Conesco Fieldhouse (Indianapolis, Ind.)				
N2 - First Union Spectrum (Philadelphia, Pa.)				
N3 - American Airlines Arena (Dallas, Texas)				

2002-03 (26-6, 15-1 A-10)



ATLANTIC 10 CONFERENCE WEST DIVISION REGULAR SEASON CHAMPIONS NCAA TOURNAMENT SECOND ROUND

- F – David West, Sr., 20.1 ppg. & 11.8 rpg. & 3.2 apg.
- F – Anthony Myles, Jr., 10.2 ppg. & 6.8 rpg.
- G – Romain Sato, Jr., 18.1 ppg. & 7.1 rpg.
- G – Lionel Chalmers, Jr., 12.0 ppg. & 2.7 rpg.
- G – Dedrick Finn, Fr., 7.6 ppg. & 2.1 rpg. & 4.3 apg.

XU AP

Nov. 18	CC	W	87-48	10 Saint Peter's (NIT)
Nov. 20	A	L	62-63	11 Stanford (NIT)
Nov. 24	CC	W	93-64	11 Florida A&M
Dec. 3	CC	W	74-59	16 Purdue
Dec. 7	A	W	50-44	16 Cincinnati
Dec. 9	CC	W	68-58	16 Miami (Ohio)
Dec. 14	N1	L	61-71	13 #24 Mississippi State
Dec. 20	CC	W	87-58	21 Ball State
Dec. 23	A	W	96-88	21 Siena
Dec. 28	CC	W	84-60	24 Eastern Kentucky
Dec. 31	CC	W	75-73	19 #15 Creighton
Jan. 4	A	L	58-65	19 #1 Alabama
Jan. 7	CC	L	59-67	21 Richmond (A-10)
Jan. 11	CC	W	99-83	21 St. Bonaventure (A-10)
Jan. 14	CC	W	80-47	La Salle (A-10)
Jan. 18	A	W	86-73	Massachusetts (A-10)
Jan. 21	CC	W	93-58	Duquesne (A-10)
Jan. 25	A	W	75-61	Fordham (A-10)
Feb. 1	A	W	66-52	Richmond (A-10)
Feb. 4	A	W	80-68	20 George Wash. (A-10)
Feb. 8	CC	W	85-77	20 Dayton (A-10)
Feb. 15	CC	W	93-70	18 Rhode Island (A-10)
Feb. 19	A	W	93-71	14 La Salle (A-10)
Feb. 22	A	W	73-72	14 #25 Dayton (A-10)
Feb. 26	A	W	80-78	13 Duquesne (OT) (A-10)
Mar. 1	CC	W	71-70	13 George Wash. (A-10)
Mar. 5	A	W	88-80	11 St. Joseph's (OT) (A-10)
Mar. 8	CC	W	96-65	11 Temple (A-10)

ATLANTIC 10 CONFERENCE TOURNAMENT

Mar. 13	N2	W	78-73	10 George Washington
Mar. 14	N2	L	57-63	10 Temple

NCAA TOURNAMENT

Mar. 21	N3	W	71-59	12 Troy
Mar. 23	N3	L	64-77	12 #17 Maryland
N1 - Madison Square Garden (New York, N.Y.)				
N2 - UD Arena (Dayton, Ohio)				
N3 - Gaylord Entertainment Center (Nashville, Tenn.)				

2003-04 (26-11, 10-6 A-10)



ATLANTIC 10 CONFERENCE TOURNAMENT CHAMPIONS NCAA TOURNAMENT ELITE EIGHT

- F – Justin Doellman, Fr., 7.3 ppg. & 3.6 rpg.
 - F – Justin Cage, Fr., 4.6 ppg. & 3.4 rpg.
 - F – Anthony Myles, Sr., 10.6 ppg. & 6.9 rpg.
 - G – Lionel Chalmers, Sr., 16.6 ppg. & 3.3 rpg. & 3.2 apg.
 - G – Romain Sato, Sr., 16.3 ppg. & 8.0 rpg.
- Note: 6th man Dedrick Finn (So.) led team at 3.4 apg.

XU AP

Nov. 15	CC	W	62-37	Coppin State (BCA Classic)
Nov. 16	CC	W	72-58	Mercer (BCA Classic)
Nov. 17	CC	W	76-66	Oakland (BCA Classic)
Nov. 25	A	L	63-75	Ball State
Nov. 29	N1	L	77-80	Indiana (OT)
Dec. 9	A	W	55-36	Miami (Ohio)
Dec. 13	A	L	70-82	Mississippi State
Dec. 20	CC	W	78-74	LA Lafayette
Dec. 23	A	L	61-68	Iowa State
Dec. 28	CC	W	75-58	Elon
Dec. 30	CC	W	93-76	Morehead State
Jan. 3	CC	W	68-47	Alabama
Jan. 11	A	W	81-67	Rhode Island (A-10)
Jan. 14	A	L	58-71	Duquesne (A-10)
Jan. 17	CC	L	73-81	#6 Saint Joseph's (A-10)
Jan. 21	CC	W	84-45	La Salle (A-10)
Jan. 25	CC	L	44-53	Richmond (A-10)
Jan. 28	A	L	60-81	George Washington (A-10)
Jan. 31	A	L	67-74	Dayton (A-10)
Feb. 3	CC	W	71-69	#10 Cincinnati
Feb. 7	CC	W	74-52	Fordham (A-10)
Feb. 10	A	W	62-51	Richmond (A-10)
Feb. 14	CC	W	64-44	Massachusetts (A-10)
Feb. 18	A	W	78-68	La Salle (A-10)
Feb. 21	CC	W	67-60	Dayton (A-10)
Feb. 25	A	W	65-49	St. Bonaventure (A-10)
Feb. 28	CC	L	68-74	Duquesne (A-10)
Mar. 3	CC	W	83-66	George Washington (A-10)
Mar. 6	A	W	70-69	Temple (A-10)

ATLANTIC 10 CONFERENCE TOURNAMENT

Mar. 10	N2	W	90-64	St. Bonaventure
Mar. 11	N2	W	87-67	#1 Saint Joseph's
Mar. 12	N2	W	70-47	George Washington
Mar. 13	A	W	58-49	Dayton

NCAA TOURNAMENT


Mar. 19	N3	W	80-70	Louisville
Mar. 21	N3	W	89-74	#8 Mississippi St.
Mar. 26	N4	W	79-71	#12 Texas
Mar. 28	N4	L	63-66	#6 Duke

- N1 - Conesco Fieldhouse (Indianapolis, Ind.)
- N2 - UD Arena (Dayton, Ohio)
- N3 - TD Waterhouse Centre (Orlando, Fla.)
- N4 - Georgia Dome (Atlanta, Ga.)

2004-05 (17-12, 10-6 A-10)



Sean Miller
Head Coach




F – Justin Cage, So., 11.1 ppg. & 5.6 rpg.
F – Justin Doellman, So., 10.9 ppg. & 6.0 rpg.
C – Brian Thornton, Jr., 10.7 ppg. & 5.8 rpg.
G – Stanley Burrell, Fr., 12.7 ppg. & 3.2 rpg.
G – Dedrick Finn, Jr., 8.1 ppg. & 2.2 rpg. & 4.2 apg.

XU AP		
Nov. 19	CC W 69-58	Oakland
Nov. 22	CC L 54-66	Miami (Ohio)
Nov. 27	A W 83-70	Miami (Fla.) (OT)
Nov. 30	CC L 72-73	Creighton
Dec. 11	A L 69-71	Tennessee
Dec. 18	CC L 74-80	#20 Mississippi State
Dec. 21	CC W 69-63	Lehigh
Dec. 28	CC W 80-74	IPFW
Dec. 30	CC W 69-46	Marshall
Jan. 3	CC W 72-59	Iowa State
Jan. 8	A L 86-90	Mass. (A-10) (3OT)
Jan. 12	CC W 73-52	Duquesne (A-10)
Jan. 16	A L 74-76	Fordham (A-10)
Jan. 19	CC W 81-57	Richmond (A-10)
Jan. 22	CC L 54-69	Temple (A-10)
Jan. 25	A W 66-65	George Washington (A-10)
Jan. 29	A L 59-67	Saint Joseph's (A-10)
Feb. 2	CC W 62-50	La Salle (A-10)
Feb. 5	CC W 77-63	Rhode Island (A-10)
Feb. 10	A L 54-65	#21 Cincinnati
Feb. 13	A W 83-72	Duquesne (A-10)
Feb. 16	CC W 67-54	St. Bonaventure (A-10)
Feb. 19	A L 55-59	Dayton (A-10)
Feb. 23	CC W 81-62	George Washington (A-10)
Feb. 27	A L 52-53	La Salle (A-10) (OT)
Mar. 2	A W 73-64	Richmond (A-10)
Mar. 5	CC W 74-65	Dayton (A-10)

ATLANTIC 10 CONFERENCE TOURNAMENT		
Mar. 10	N1 W 83-70	La Salle
Mar. 11	N1 L 68-73	Saint Joseph's
N1 - U.S. Bank Arena (Cincinnati, Ohio)		

2005-06 (21-11, 8-8 A-10)



ATLANTIC 10 CONFERENCE TOURNAMENT CHAMPIONS
NCAA TOURNAMENT


F – Josh Duncan, So., 9.1 ppg & 4.2 rpg.
F – Justin Cage, Jr., 10.5 ppg. & 5.4 rpg.
C – Justin Doellman, Jr., 11.0 ppg. & 6.7 rpg.
G – Stanley Burrell, So., 14.4 ppg. & 2.9 rpg. & 3.3 apg.
G – Johnny Wolf, Fr., 3.7 ppg. & 1.5 rpg. & 2.0 apg.
***C** – Brian Thornton, Sr., 15.3 ppg. & 6.8 rpg.
*** Started the first 21 games before suffering a season-ending injury on Feb. 11 vs. La Salle.**
Note: 6th man Dedrick Finn (Sr.) led the team at 4.0 apg, although he did not play in any of the final eight games.

XU AP		
Nov. 19	CC W 80-35	Eastern Illinois
Nov. 26	N1 W 74-55	Purdue
Nov. 29	CC W 81-56	Coppin State
Dec. 3	N2 L 62-65	#12 Illinois
Dec. 7	CC W 79-51	Florida A&M
Dec. 11	A W 75-65	Miami (Ohio)
Dec. 18	A L 59-61	Creighton
Dec. 22	CC W 78-54	Troy
Dec. 29	CC W 73-56	Southern
Jan. 4	A W 62-58	Saint Joseph's (A-10)
Jan. 7	CC W 99-71	St. Bonaventure (A-10)
Jan. 9	CC W 82-63	Eastern Kentucky
Jan. 14	A W 78-65	Charlotte (A-10)
Jan. 19	CC W 73-71	Cincinnati (OT)
Jan. 22	CC L 54-59	Saint Louis (A-10)
Jan. 25	A L 79-81	Temple (A-10)
Jan. 28	CC W 60-55	Dayton (A-10)
Feb. 2	CC L 85-89	#10 George Wash. (A-10)
Feb. 5	A L 47-61	Saint Louis (A-10)
Feb. 8	A W 63-51	Richmond (A-10)
Feb. 11	CC L 70-79	La Salle (A-10)
Feb. 15	CC W 84-64	Fordham (A-10)
Feb. 18	CC W 91-70	Duquesne (A-10)
Feb. 21	A L 62-66	Dayton (A-10)
Feb. 25	A W 85-76	Rhode Island (A-10)
Feb. 28	CC L 58-68	Saint Joseph's (A-10)
Mar. 4	A L 56-65	Massachusetts (A-10)

ATLANTIC 10 CONFERENCE TOURNAMENT		
Mar. 8	N3 W 75-66	Massachusetts
Mar. 9	N3 W 59-55	Charlotte
Mar. 10	N3 W 70-59	Fordham
Mar. 11	N3 W 62-61	Saint Joseph's

NCAA TOURNAMENT		
Mar. 16	N4 L 75-79	Gonzaga
N1 - Wooden Tradition at Conseco Fieldhouse (Indianapolis, Ind.)		
N2 - United Center (Chicago, Ill.)		
N3 - U.S. Bank Arena (Cincinnati, Ohio)		
N4 - Jon M. Huntsman Center (Salt Lake City, Utah)		

2006-07 (25-9, 13-3 A-10)



ATLANTIC 10 CONFERENCE
REGULAR SEASON CO-CHAMPIONS
NCAA TOURNAMENT SECOND ROUND


F – Justin Doellman, Sr., 13.7 ppg. & 5.5 rpg.
F – Justin Cage, Sr., 10.5 ppg. & 5.4 rpg.
F – Brandon Cole, Sr., 5.8 ppg. & 4.7 rpg.
G – Stanley Burrell, Jr., 12.4 ppg. & 2.0 rpg. & 2.4 apg.
G – Drew Lavender, Jr., 11.2 ppg. & 2.4 rpg. & 4.8 apg.
***F** – Josh Duncan, Jr., 9.3 ppg. & 3.4 rpg.
Note: Duncan started the first 20 games

XU AP		
Nov. 11	CC W 79-46	Coastal Carolina
Nov. 17	N1 W 70-67	Virginia Commonwealth
Nov. 19	N1 W 71-66	Villanova
Nov. 20	N1 L 56-63	#8 Alabama
Nov. 25	CC W 86-68	American
Nov. 29	CC W 68-53	Miami (Ohio)
Dec. 2	CC W 95-61	Western Carolina
Dec. 5	CC W 88-55	24 Detroit
Dec. 9	A L 67-73	24 Creighton
Dec. 13	A L 57-67	Cincinnati
Dec. 16	CC W 76-58	Arizona State
Dec. 20	CC L 67-68	Bucknell
Dec. 29	N2 W 65-59	Illinois
Jan. 3	N2 W 76-66	Kansas State
Jan. 6	CC W 76-68	Temple (A-10)
Jan. 11	A W 71-56	Fordham (A-10)
Jan. 13	A L 65-76	Saint Louis (A-10)
Jan. 18	CC W 83-77	Massachusetts (A-10)
Jan. 21	A L 74-82	Saint Joseph's (A-10)
Jan. 24	A W 92-66	St. Bonaventure (A-10)
Jan. 27	CC W 83-67	Dayton (A-10)
Jan. 31	A L 91-93	Duquesne (A-10)
Feb. 3	CC W 91-57	Charlotte (A-10)
Feb. 7	CC W 76-57	Saint Louis (A-10)
Feb. 10	A W 87-58	George Washington (A-10)
Feb. 17	CC W 71-50	Richmond (A-10)
Feb. 21	CC W 98-72	Rhode Island (A-10)
Feb. 24	A W 75-67	Dayton (A-10)
Feb. 28	CC W 72-62	Saint Joseph's (A-10)
Mar. 3	A W 76-65	La Salle (A-10)

ATLANTIC 10 CONFERENCE TOURNAMENT		
Mar. 8	N3 W 72-51	Dayton
Mar. 9	N3 L 71-79	Rhode Island

NCAA TOURNAMENT		
Mar. 15	N4 W 79-77	Brigham Young
Mar. 17	N4 L 71-78	#1 Ohio State (OT)
N1 - U.S. Virgin Islands Paradise Jam (St. Thomas, V.I.)		
N2 - U.S. Bank Arena (Cincinnati, Ohio)		
N3 - Boardwalk Hall (Atlantic City, N.J.)		
N4 - Rupp Arena (Lexington, Ky.)		

2007-08 (30-7, 14-2 A-10)



ATLANTIC 10 CONFERENCE
REGULAR SEASON CHAMPIONS
NCAA TOURNAMENT ELITE EIGHT

F – Josh Duncan, Sr., 12.4 ppg. & 4.7 rpg.
F – Derrick Brown, So., 10.9 ppg. & 6.5 rpg.
G – Drew Lavender, Sr., 10.8 ppg. & 2.7 rpg. & 4.5 apg.
F – C.J. Anderson, Jr., 10.7 ppg. & 5.9 rpg.
G – Stanley Burrell, Sr., 9.7 ppg. & 2.2 rpg. & 3.8 apg.
***C** – Jason Love, So., 6.0 ppg. & 5.5 rpg.
Note: Love started 21 out of the last 26 games

XU AP		
Nov. 10	CC W 90-59	Southeast Missouri State
Nov. 13	A L 57-59	Miami (Ohio)
Nov. 20	CC W 98-49	Coppin State
Nov. 23	N1 W 78-65	Kent State
Nov. 24	N1 W 80-65	#8 Indiana
Nov. 28	CC W 93-68	Oakland
Dec. 1	CC W 90-49	23 Belmont
Dec. 5	CC W 79-66	21 Creighton
Dec. 12	CC W 64-59	17 Cincinnati
Dec. 15	A L 55-77	17 Arizona State
Dec. 22	CC L 75-82	#12 Tennessee
Dec. 28	CC W 65-33	Delaware State
Dec. 31	N2 W 103-77	Kansas State
Jan. 3	CC W 108-70	Virginia
Jan. 6	A W 80-57	Auburn
Jan. 9	CC W 83-68	24 St. Bonaventure (A-10)
Jan. 12	CC W 68-50	Fordham (A-10)
Jan. 16	A L 59-78	20 Temple (A-10)
Jan. 19	A W 74-66	20 George Wash. (A-10)
Jan. 24	CC W 69-43	23 #16 Dayton (A-10)
Jan. 27	A W 77-65	23 Massachusetts (A-10)
Feb. 2	CC W 75-62	15 La Salle (A-10)
Feb. 7	A W 70-68	13 Saint Louis (A-10)
Feb. 10	CC W 76-72	13 Saint Joseph's (A-10)
Feb. 13	A W 62-60	12 Charlotte (A-10)
Feb. 18	A W 81-77	10 Rhode Island (A-10)
Feb. 21	CC W 75-48	10 Duquesne (A-10)
Feb. 24	A W 57-51	10 Dayton (A-10)
Mar. 1	CC W 66-56	9 George Wash. (A-10)
Mar. 6	A L 66-71	8 Saint Joseph's (A-10)
Mar. 8	CC W 86-61	8 Richmond (A-10)

ATLANTIC 10 CONFERENCE TOURNAMENT		
Mar. 13	N3 W 74-65	10 Dayton
Mar. 14	N3 L 53-61	10 Saint Joseph's

NCAA TOURNAMENT		
Mar. 20	N4 W 73-61	12 Georgia
Mar. 22	N4 W 85-78	12 #20 Purdue
Mar. 27	N5 W 79-75	12 West Virginia (OT)
Mar. 29	N5 L 57-76	12 #3 UCLA
N1 - Sears Centre (Hoffman Estates, Ill.)		
N2 - U.S. Bank Arena (Cincinnati, Ohio)		
N3 - Boardwalk Hall (Atlantic City, N.J.)		
N4 - Verizon Center (Washington D.C.)		
N5 - U.S. Airways Center (Phoenix, Ariz.)		

2008-09 (27-8, 12-4 A-10)



ATLANTIC 10 CONFERENCE
REGULAR SEASON CHAMPIONS
NCAA TOURNAMENT SWEET 16

F - Derrick Brown, Jr., 13.7 ppg. & 6.1 rpg.
F - C. J. Anderson, Sr., 9.9 ppg. & 5.5 rpg.
C - Jason Love, Jr., 6.7 ppg. & 5.9 rpg.
G - B.J. Raymond, Sr., 14.1 ppg. & 4.1 rpg.
G - Dante Jackson, So., 6.6 ppg. & 3.5 rpg. & 2.7 app.

XU AP		
Nov. 14	CC	W 71-43
Nov. 17	CC	W 81-65
Nov. 20	N1	W 75-71
Nov. 21	N1	W 63-62
Nov. 23	N1	W 63-58
Nov. 29	CC	W 60-53
Dec. 3	CC	W 81-74
Dec. 10	CC	W 78-56
Dec. 13	A	W 76-66
Dec. 20	N2	L 64-82
Dec. 23	CC	L 65-74
Dec. 31	CC	W 78-57
Jan. 3	A	W 84-70
Jan. 8	CC	W 70-44
Jan. 11	A	W 86-60
Jan. 15	A	W 67-65
Jan. 18	CC	W 73-53
Jan. 21	A	W 84-64
Jan. 24	A	W 80-70
Jan. 28	CC	W 69-47
Jan. 31	CC	W 82-80
Feb. 5	CC	W 83-74
Feb. 7	A	L 68-72
Feb. 11	A	L 58-71
Feb. 14	CC	W 88-53
Feb. 19	A	L 60-65
Feb. 22	CC	W 71-53
Feb. 26	A	W 68-54
Mar. 5	CC	W 76-59
Mar. 7	A	L 75-80
ATLANTIC 10 CONFERENCE TOURNAMENT		
Mar. 12	N3	W 66-47
Mar. 13	N3	L 53-55

NCAA TOURNAMENT

Mar. 20	N4	W 77-59
Mar. 22	N4	W 60-49
Mar. 26	N5	L 55-60

N1 - Coliseo de Puerto Rico (San Juan, P.R.)
N2 - Izod Center (East Rutherford, N.J.)
N3 - Boardwalk Hall (Atlantic City, N.J.)
N4 - Taco Bell Arena (Boise, Idaho)
N5 - TD Banknorth Garden (Boston, Mass.)

2009-10 (26-9, 14-2 A-10)



Chris Mack
Head Coach



ATLANTIC 10 CONFERENCE
REGULAR SEASON CO-CHAMPIONS
NCAA TOURNAMENT SWEET 16

F - Dante Jackson, Jr., 6.5 ppg. & 3.2 rpg. & 2.2 app.
F - Jamel McLean, Jr., 8.5 ppg. & 7.5 rpg.
C - Jason Love, Sr., 11.8 ppg. & 8.7 rpg.
G - Tu Holloway, So., 12.1 ppg. & 2.4 rpg. & 3.9 app.
G - Jordan Crawford, So., 20.5 ppg. & 4.7 rpg. & 2.9 app.

XU AP		
Nov. 13	CC	W 83-57
Nov. 17	CC	W 101-57
Nov. 21	CC	W 105-65
Nov. 26	N1	L 61-71
Nov. 27	N1	W 80-67
Nov. 29	N1	L 64-69
Dec. 4	CC	W 77-61
Dec. 8	A	L 56-71
Dec. 13	CC	W 83-79
Dec. 19	A	L 68-69
Dec. 23	CC	W 70-67
Dec. 29	CC	W 89-65
Jan. 3	A	L 92-96
Jan. 7	A	W 68-62
Jan. 10	A	W 76-69
Jan. 13	CC	W 86-74
Jan. 16	CC	W 78-74
Jan. 20	A	L 72-77
Jan. 23	CC	W 72-61
Jan. 28	CC	W 86-50
Jan. 31	CC	W 108-60
Feb. 3	A	W 87-79
Feb. 6	A	L 65-90
Feb. 13	A	W 76-64
Feb. 17	CC	W 88-52
Feb. 20	A	W 81-67
Feb. 24	A	W 73-71
Feb. 28	CC	W 78-76
Mar. 3	A	W 82-56
Mar. 6	CC	W 93-72

ATLANTIC 10 CONFERENCE TOURNAMENT

Mar. 12	N2	W 78-73
Mar. 13	N2	L 85-89
NCAA TOURNAMENT		
Mar. 19	N3	W 65-54
Mar. 21	N3	W 71-68
Mar. 25	N4	L 96-101

N1 - The Milk House (Lake Buena Vista, Fla.)
N2 - Boardwalk Hall (Atlantic City, N.J.)
N3 - Bradley Center (Milwaukee, Wisc.)
N4 - EnergySolutions Arena (Salt Lake City, Utah)

2010-11 (24-8, 15-1 A-10)



ATLANTIC 10 CONFERENCE
REGULAR SEASON CHAMPIONS
NCAA TOURNAMENT SECOND ROUND

F - Jamel McLean, Sr., 10.6 ppg. & 8.4 rpg.
C - Kenny Frease, Jr., 11.7 ppg. & 7.1 rpg.
G - Mark Lyons, So., 13.6 ppg. & 3.1 rpg. & 3.1 app.
G - Dante Jackson, Sr., 7.9 ppg. & 3.1 rpg. & 2.0 app.
G - Tu Holloway, Jr., 19.7 ppg. & 5.0 rpg. & 5.4 app.


XU AP		
Nov. 12	CC	W 68-65
Nov. 16	CC	W 76-66
Nov. 19	N1	W 86-73
Nov. 21	N1	W 57-52
Nov. 22	N1	L 58-67
Nov. 27	CC	W 94-90
Dec. 1	A	L 64-75
Dec. 9	CC	W 51-49
Dec. 18	CC	W 83-75
Dec. 22	A	L 54-64
Dec. 28	CC	W 88-64
Dec. 31	CC	L 67-71
Jan. 6	A	L 46-66
Jan. 9	A	W 72-45
Jan. 12	CC	W 79-50
Jan. 15	CC	W 81-76
Jan. 19	A	W 79-65
Jan. 22	CC	W 88-77
Jan. 26	CC	W 81-74
Jan. 29	A	W 85-62
Feb. 2	A	L 62-66
Feb. 5	CC	W 76-68
Feb. 8	A	W 65-57
Feb. 13	A	W 71-63
Feb. 16	A	W 74-54
Feb. 19	CC	W 79-72
Feb. 22	CC	W 100-62
Feb. 27	A	W 66-62
Mar. 2	CC	W 68-48
Mar. 5	A	W 66-55
ATLANTIC 10 CONFERENCE TOURNAMENT		
Mar. 11	N2	L 67-68

NCAA TOURNAMENT

Mar. 18	N3	L 55-66
---------	----	---------

N1 - UVI Sport and Fitness Center (St. Thomas, U.S. Virgin Islands)
N2 - Boardwalk Hall (Atlantic City, N.J.)
N3 - Quicken Loans Arena (Cleveland, Ohio)

2011-12 (23-13, 10-6 A-10)



NCAA TOURNAMENT SWEET 16

F - Dezmine Wells, Fr., 9.8 ppg. & 4.9 rpg.
F - Andre Walker, Gr., 5.3 ppg. & 5.8 rpg.
C - Kenny Frease, Sr., 10.2 ppg. & 6.1 rpg.
G - Mark Lyons, Jr., 15.1 ppg. & 2.8 app.
G - Tu Holloway, Sr., 17.5 ppg. & 4.9 app.

XU AP		
Nov. 11	CC	W 74-63
Nov. 15	CC	W 86-63
Nov. 18	CC	W 66-60
Nov. 25	CC	W 70-56
Nov. 28	A	W 82-70
Dec. 3	CC	W 66-63
Dec. 7	A	W 73-61
Dec. 10	CC	W 76-53
Dec. 18	CC	L 42-64
Dec. 22	N1	L 59-68
Dec. 23	N1	L 82-84
Dec. 25	N1	W 87-77
Dec. 31	CC	L 65-72
Jan. 4	A	L 70-80
Jan. 7	A	W 67-59
Jan. 11	CC	W 78-50
Jan. 14	CC	W 77-64
Jan. 18	CC	W 68-55
Jan. 21	A	L 72-87
Jan. 25	CC	L 68-73
Jan. 28	A	W 74-70
Feb. 1	A	W 59-58
Feb. 4	A	L 68-72
Feb. 8	CC	W 84-66
Feb. 11	A	L 72-85
Feb. 18	CC	W 86-83
Feb. 21	A	L 73-80
Feb. 25	CC	W 65-57
Feb. 28	A	L 59-70
Mar. 3	CC	W 72-63

ATLANTIC 10 CONFERENCE TOURNAMENT

Mar. 9	N2	W 70-69
Mar. 10	N2	W 71-64
Mar. 11	N2	L 56-67

NCAA TOURNAMENT

Mar. 16	N3	W 67-63
Mar. 18	N3	W 70-58
Mar. 23	N4	L 70-75

N1 - Stan Sheriff Center (Honolulu, Hawaii)
N2 - Boardwalk Hall (Atlantic City, N.J.)
N3 - Greensboro Coliseum (Greensboro, N.C.)
N4 - Georgia Dome (Atlanta, Ga.)

YEAR-BY-YEAR SCORES

2012-13 (17-14, 9-7 A-10)



F – Travis Taylor, Sr., 11.9 ppg. & 9.0 rpg.
 F – Justin Martin, So., 7.9 ppg. & 4.7 rpg.
 F – Jeff Robinson, Sr., 6.8 ppg. & 4.8 rpg.
 G – Semaj Christon, Fr., 15.2 ppg. & 2.9 rpg. & 4.6 apg.
 G – Dee Davis, So., 8.2 ppg. & 1.7 rpg. & 3.4 apg.

		XU AP		
Nov. 9	CC	W	117-75	Farleigh Dickinson
Nov. 13	CC	W	62-47	Butler
Nov. 17	CC	W	61-59	Robert Morris
Nov. 22	N1	L	67-70	Pacific
Nov. 23	N1	W	69-65	Drexel
Nov. 25	N1	W	74-70	Drake
Dec. 1	A	W	63-57	Purdue
Dec. 6	CC	L	64-66	Vanderbilt (OT)
Dec. 9	CC	W	62-55	Kent State
Dec. 19	N2	L	45-60	#11 Cincinnati
Dec. 22	CC	L	55-56	Wofford
Dec. 29	A	L	47-51	Tennessee
Jan. 2	A	L	59-66	Wake Forest
Jan. 10	CC	W	57-52	Temple (A-10)
Jan. 12	CC	W	71-56	George Washington (A-10)
Jan. 16	A	W	66-64	St. Bonaventure (A-10)
Jan. 19	CC	W	70-63	La Salle (A-10)
Jan. 23	A	L	57-63	Charlotte (A-10)
Jan. 26	A	L	49-59	Saint Joseph's (A-10)
Jan. 30	CC	W	66-61	Dayton (A-10)
Feb. 2	A	L	71-73	Richmond (A-10)
Feb. 9	A	W	73-65	Duquesne (A-10)
Feb. 13	CC	W	79-66	Fordham (A-10)
Feb. 16	A	L	59-70	Dayton (A-10)
Feb. 20	A	W	55-42	Rhode Island (A-10)
Feb. 23	CC	L	71-75	#24 VCU (A-10)
Feb. 26	CC	W	64-62	#19 Memphis
Mar. 2	CC	L	72-77	Massachusetts (A-10)
Mar. 6	CC	W	77-66	#16 Saint Louis (A-10) (OT)
Mar. 9	A	L	62-67	Butler (A-10)

ATLANTIC 10 CONFERENCE TOURNAMENT
 Mar. 14 N3 L 57-58 Saint Joseph's
 N1 – Anaheim Convention Center (Anaheim, Calif.)
 N2 – U.S. Bank Arena (Cincinnati, Ohio)
 N3 – Barclays Center (Brooklyn, N.Y.)

2013-14 (21-13, 10-8 BIG EAST)




NCAA TOURNAMENT
 F – Justin Martin, Jr., 11.7 ppg. & 5.2 rpg.
 F – Isaiah Philmore, Sr., 9.3 ppg. & 5.0 rpg.
 C – Matt Stainbrook, Jr., 10.6 ppg. & 7.4 rpg. & 2.2 apg.
 G – Semaj Christon, So., 17.0 ppg. & 2.7 rpg. & 4.2 apg.
 G – Dee Davis, Jr., 7.7 ppg. & 1.8 rpg. & 4.7 apg.

		XU AP		
Nov. 8	CC	W	83-59	Gardner-Webb
Nov. 12	CC	W	67-63	Tennessee
Nov. 15	CC	W	79-56	Morehead St.
Nov. 20	CC	W	77-51	Miami (OH)
Nov. 25	CC	W	93-65	Abilene Christian
Nov. 28	N1	L	74-77	#23 Iowa (OT)
Nov. 29	N1	L	49-64	Tennessee
Nov. 30	N1	L	78-84	USC
Dec. 7	CC	W	85-73	Bowling Green (OT)
Dec. 10	CC	W	63-60	Evansville
Dec. 14	N2	W	64-47	Cincinnati
Dec. 21	A	W	77-74	Alabama
Dec. 28	CC	W	68-53	Wake Forest
Dec. 31	CC	W	70-60	St. John's (BIG EAST)
Jan. 4	CC	W	79-68	Butler (BIG EAST)
Jan. 9	CC	W	86-79	Marquette (BIG EAST)
Jan. 12	A	L	89-95	Creighton (BIG EAST)
Jan. 15	CC	W	80-67	Georgetown (BIG EAST)
Jan. 20	A	W	84-74	DePaul (BIG EAST)
Jan. 25	A	L	72-81	Providence (BIG EAST)
Feb. 1	CC	L	60-68	Seton Hall (BIG EAST)
Feb. 3	A	L	58-81	#6 Villanova (BIG EAST)
Feb. 8	CC	W	59-53	Providence (BIG EAST)
Feb. 11	A	W	64-50	Butler (BIG EAST)
Feb. 15	A	L	72-81	Marquette (BIG EAST)
Feb. 19	CC	W	83-64	DePaul (BIG EAST)
Feb. 22	A	L	52-74	Georgetown (BIG EAST)
Feb. 25	A	W	65-53	St. John's (BIG EAST)
Mar. 1	CC	W	75-69	#9 Creighton (BIG EAST)
Mar. 3	A	L	62-71	Seton Hall (BIG EAST)
Mar. 6	CC	L	70-77	#6 Villanova (BIG EAST)

BIG EAST CONFERENCE TOURNAMENT
 Mar. 13 N3 W 68-65 Marquette
 Mar. 14 N3 L 78-86 #14 Creighton
NCAA TOURNAMENT
 Mar. 18 N4 L 59-74 North Carolina State
 N1 – Imperial Arena (Paradise Island, Bahamas)
 N2 – U.S. Bank Arena (Cincinnati, Ohio)
 N3 – Madison Square Garden (New York, N.Y.)
 N4 – University of Dayton Arena (Dayton, Ohio)

2014-15 (23-14, 9-9 BIG EAST)



NCAA TOURNAMENT
 F – James Farr, Jr., 4.2 ppg. & 5.3 rpg.
 C – Matt Stainbrook, Sr., 12.3 ppg. & 6.9 rpg. & 2.4 apg.
 G – Remy Abell, Jr., 8.4 ppg. & 2.0 rpg.
 G – Trevon Bluiett, Fr., 11.0 ppg. & 4.2 rpg.
 G – Dee Davis, Sr., 9.0 ppg. & 2.4 rpg. & 6.0 apg.

		XU AP		
Nov. 14	CC	W	93-60	Northern Arizona
Nov. 18	CC	W	97-74	Long Beach State
Nov. 21	CC	W	81-63	Stephen F. Austin
Nov. 24	CC	W	89-62	Murray State
Nov. 27	N1	W	82-71	San Diego
Nov. 28	N1	L	73-77	UTEP
Nov. 30	N2	L	70-73	Long Beach State
Dec. 6	CC	W	97-84	Alabama
Dec. 9	CC	W	66-43	IUPUI
Dec. 13	A	W	74-58	Missouri
Dec. 20	A	L	88-89	Auburn (2OT)
Dec. 28	CC	W	71-57	Florida Gulf Coast
Dec. 31	CC	W	70-53	#25 Georgetown (BIG EAST)
Jan. 3	A	L	68-71	DePaul (BIG EAST)
Jan. 7	CC	W	69-58	#19 Seton Hall (BIG EAST)
Jan. 10	A	L	76-88	Butler (BIG EAST)
Jan. 14	A	L	75-88	#5 Villanova (BIG EAST)
Jan. 17	CC	W	62-58	Marquette (BIG EAST)
Jan. 22	A	L	66-69	Providence (BIG EAST) (OT)
Jan. 24	CC	W	89-76	DePaul (BIG EAST)
Jan. 27	A	W	66-53	#21 Georgetown (BIG EAST)
Jan. 31	A	L	82-90	Seton Hall (BIG EAST)
Feb. 4	CC	L	72-79	Creighton (BIG EAST) (OT)
Feb. 7	CC	W	78-69	Providence (BIG EAST)
Feb. 10	A	W	64-44	Marquette (BIG EAST)
Feb. 14	CC	L	70-78	St. John's (BIG EAST)
Feb. 18	A	W	59-57	Cincinnati
Feb. 21	CC	W	73-56	#19 Butler (BIG EAST)
Feb. 23	A	L	57-58	St. John's (BIG EAST)
Feb. 28	CC	L	66-78	#6 Villanova (BIG EAST)
Mar. 7	A	W	74-73	Creighton (BIG EAST)

BIG EAST CONFERENCE TOURNAMENT
 Mar. 12 N3 W 67-61 #22 Butler (OT)
 Mar. 13 N3 W 65-63 #23 Georgetown
 Mar. 14 N3 L 52-69 #4 Villanova
NCAA TOURNAMENT
 Mar. 19 N4 W 76-57 Ole Miss
 Mar. 21 N4 W 75-67 Georgia State
 Mar. 26 N5 L 60-68 #5 Arizona
 N1 – Titan Gym (Fullerton, Calif.)
 N2 – Honda Center (Anaheim, Calif.)
 N3 – Madison Square Garden (New York, N.Y.)
 N4 – Veterans Memorial Arena (Jacksonville, Fla.)
 N5 – Staples Center (Los Angeles, Calif.)

2015-16 (28-6, 14-4 BIG EAST)



NCAA TOURNAMENT SECOND ROUND
 F – Trevon Bluiett, So., 15.1 ppg. & 6.1 rpg.
 F – Jalen Reynolds, Jr., 9.6 ppg. & 6.5 rpg.
 G – Myles Davis, Jr., 10.8 ppg. & 4.1 apg.
 G – Edmond Sumner, Fr., 11.0 ppg. & 3.6 apg.
 G – Remy Abell, Sr., 6.4 ppg. & 1.5 apg.

		XU AP		
Nov. 13	CC	W	81-72	Miami (Ohio)
Nov. 17	CC	W	78-66	Missouri
Nov. 20	A	W	86-70	#24 Michigan
Nov. 23	CC	W	78-66	23 Northern Kentucky
Nov. 26	N1	W	64-45	23 Alabama
Nov. 27	N1	W	87-77	23 USC
Nov. 29	N1	W	90-61	23 Dayton
Dec. 5	CC	W	95-64	12 Western Kentucky
Dec. 8	CC	W	90-55	12 Wright State
Dec. 12	CC	W	65-55	12 #23 Cincinnati
Dec. 19	CC	W	85-61	10 Auburn
Dec. 22	A	W	78-70	6 Wake Forest
Dec. 31	A	L	64-95	6 #16 Villanova (BIG EAST)
Jan. 2	CC	W	88-69	6 #9 Butler (BIG EAST)
Jan. 6	A	W	74-66	10 St. John's (BIG EAST)
Jan. 12	CC	W	84-64	7 DePaul (BIG EAST)
Jan. 16	A	W	74-66	7 Marquette (BIG EAST)
Jan. 19	CC	L	72-81	5 Georgetown (BIG EAST)
Jan. 23	CC	W	84-76	5 Seton Hall (BIG EAST)
Jan. 26	A	W	75-68	7 #10 Providence (BIG EAST)
Jan. 30	A	W	86-65	7 DePaul (BIG EAST)
Feb. 3	CC	W	90-83	6 St. John's (BIG EAST)
Feb. 6	CC	W	90-82	6 Marquette (BIG EAST)
Feb. 9	A	L	56-70	5 Creighton (BIG EAST)
Feb. 13	A	W	74-57	5 Butler (BIG EAST)
Feb. 17	CC	W	85-74	8 #23 Providence (BIG EAST)
Feb. 20	A	W	88-70	8 Georgetown (BIG EAST)
Feb. 24	CC	W	90-83	5 #1 Villanova (BIG EAST)
Feb. 28	A	L	81-90	5 Seton Hall (BIG EAST)
Mar. 5	CC	W	98-93	5 Creighton (BIG EAST)

BIG EAST CONFERENCE TOURNAMENT
 Mar. 10 N2 W 90-72 5 Marquette
 Mar. 11 N2 L 83-87 5 Seton Hall

NCAA TOURNAMENT
 Mar. 18 N3 W 71-53 9 Weber State
 Mar. 20 N3 L 63-66 9 Wisconsin
 N1 – HP Fieldhouse (Buena Vista, Fla.)
 N2 – Madison Square Garden (New York, N.Y.)
 N3 – Scottrade Center (St. Louis, Mo.)

YEAR-BY-YEAR SCORES

2016-17 (24-14, 9-9 BIG EAST)



NCAA TOURNAMENT ELITE EIGHT

F – RaShid Gaston, Sr., 7.4 ppg. & 5.9 rpg.
 G – Trevon Bluiett, Jr., 18.5 ppg., & 5.7 rpg. & 2.1 apg
 G – J.P. Macura, Jr., 14.4 ppg. & 4.4 rpg. & 2.9 apg
 G – Quentin Goodin, Fr., 5.1 ppg. & 2.0 rpg. & 3.4 apg.
 G – Malcolm Bernard, Sr., 6.6 ppg. & 4.1 rpg.
 *Edmond Sumner, So., 15.0 ppg. & 4.3 rpg. & 5.0 apg.
 **Tyrique Jones, Fr., 4.2 ppg. & 3.1 rpg.
 *Started 20 of first 21 games; injured at St. John's on Jan. 29
 **Started 13 of the last 18 games

		XU AP			
Nov. 11	CC	W	84-81	7	Lehigh
Nov. 14	CC	W	86-53	11	Buffalo
Nov. 17	N1	W	83-82	11	Missouri (OT)
Nov. 18	N1	W	83-77	11	Clemson
Nov. 20	N1	W	67-59	11	Northern Iowa
Nov. 26	CC	W	64-42	9	Northern Iowa
Nov. 29	CC	W	85-55	7	North Dakota State
Dec. 3	A	L	61-76	7	#9 Baylor
Dec. 7	A	L	66-68	13	Colorado
Dec. 10	CC	W	77-69	13	Utah
Dec. 17	CC	W	69-65	17	Wake Forest
Dec. 20	CC	W	85-56	17	Eastern Washington
Dec. 28	CC	W	82-56	17	Providence (BIG EAST)
Dec. 31	A	W	81-76	17	Georgetown (BIG EAST)
Jan. 7	CC	W	97-82	16	St. John's (BIG EAST)
Jan. 10	A	L	54-79	15	#3 Villanova (BIG EAST)
Jan. 14	A	L	78-83	15	#12 Butler (BIG EAST)
Jan. 16	CC	L	67-72	22	#7 Creighton (BIG EAST)
Jan. 22	CC	W	86-75	22	Georgetown (BIG EAST)
Jan. 26	A	L	78-86	24	#19 Cincinnati
Jan. 29	A	W	82-77	24	St. John's (BIG EAST)
Feb. 1	CC	W	72-70	24	Seton Hall (BIG EAST)
Feb. 4	A	W	82-80		#22 Creighton (BIG EAST)
Feb. 8	CC	W	72-61	24	DePaul (BIG EAST)
Feb. 11	CC	L	57-73	24	#2 Villanova (BIG EAST)
Feb. 15	A	L	63-75		Providence (BIG EAST)
Feb. 18	A	L	61-83		Marquette (BIG EAST)
Feb. 22	A	L	64-71		Seton Hall (BIG EAST)
Feb. 26	CC	L	79-88		#22 Butler (BIG EAST)
Mar. 1	CC	L	84-95		Marquette (BIG EAST)
Mar. 4	A	W	79-65		DePaul (BIG EAST)
BIG EAST CONFERENCE TOURNAMENT					
Mar. 8	N2	W	75-64		DePaul
Mar. 9	N2	W	62-57		#18 Butler
Mar. 10	N2	L	72-75		Creighton
NCAA TOURNAMENT					
Mar. 16	N3	W	76-65		Maryland
Mar. 18	N3	W	91-66		#16 Florida State
Mar. 23	N4	W	73-71		#4 Arizona
Mar. 25	N4	L	59-83		#2 Gonzaga
N1 – HP Fieldhouse (Orlando, Fla.)					
N2 – Madison Square Garden (New York, N.Y.)					
N3 – Amway Center (Orlando, Fla.)					
N4 – SAP Center (San Jose, Calif.)					

2017-18 (29-6, 15-3 BIG EAST)



BIG EAST REGULAR SEASON CHAMPIONS

NCAA TOURNAMENT SECOND ROUND

F – Naji Marshall, Fr., 7.7 ppg. & 4.4 rpg. & 1.6 apg. *
 F – Kerem Kanter, Sr., 10.9 ppg. & 4.5 rpg. **
 G – Trevon Bluiett, Sr., 19.3 ppg., & 5.5 rpg. & 2.5 apg
 G – J.P. Macura, Sr., 12.9 ppg. & 4.5 rpg. & 2.9 apg
 G – Quentin Goodin, So., 8.7 ppg. & 2.9 rpg. & 4.9 apg.
 *Started 16 of the last 17 games
 **Started 15 of the last 17 games
 Tyrique Jones, So., 7.0 ppg. & 4.5 rpg., started 19 games
 Kaiser Gates, Jr., 7.2 ppg. & 4.6 rpg. started 18 games

		XU AP			
Nov. 10	CC	W	101-49	17	Morehead State
Nov. 13	CC	W	101-75	15	Rider
Nov. 16	A	W	80-70	15	Wisconsin
Nov. 20	CC	W	96-60	15	Hampton
Nov. 23	N1	W	83-64	15	George Washington
Nov. 24	N1	L	86-102	15	Arizona State
Nov. 28	CC	W	76-63	21	#16 Baylor
Dec. 2	CC	W	89-76	21	#11 Cincinnati
Dec. 6	CC	W	96-70	13	Kent State
Dec. 9	CC	W	96-69	13	Colorado
Dec. 16	CC	W	68-66	10	East Tennessee State
Dec. 19	CC	W	81-77	9	Marshall
Dec. 22	A	W	77-67	9	Northern Iowa
Dec. 27	A	W	91-87	6	Marquette (BIG EAST)
Dec. 30	CC	W	77-72	6	DePaul (BIG EAST)
Jan. 2	CC	W	86-79	5	Butler (BIG EAST)
Jan. 6	A	L	72-81	5	Providence (BIG EAST)
Jan. 10	A	L	65-89	10	#1 Villanova (BIG EAST)
Jan. 13	CC	W	92-70	10	#25 Creighton (BIG EAST)
Jan. 17	CC	W	88-82	11	St. John's (BIG EAST)
Jan. 20	A	W	73-64	11	#19 Seton Hall (BIG EAST)
Jan. 24	CC	W	89-70	8	Marquette (BIG EAST)
Jan. 30	A	W	73-68	6	St. John's (BIG EAST)
Feb. 3	CC	W	96-91	6	Georgetown (BIG EAST) (OT)
Feb. 6	A	W	98-93	5	Butler (BIG EAST) (OT)
Feb. 10	A	W	72-71	5	Creighton (BIG EAST)
Feb. 14	CC	W	102-90	4	Seton Hall (BIG EAST)
Feb. 17	CC	L	79-95	4	#3 Villanova (BIG EAST)
Feb. 21	A	W	89-77	4	Georgetown (BIG EAST)
Feb. 28	CC	W	84-74	3	Providence (BIG EAST)
Mar. 3	A	W	65-62	3	DePaul (BIG EAST)
BIG EAST CONFERENCE TOURNAMENT					
Mar. 8	N2	W	88-60	3	St. John's
Mar. 9	N2	L	72-75	3	Providence (OT)
NCAA TOURNAMENT					
Mar. 16	N3	W	102-83	3	Texas Southern
Mar. 18	N3	L	70-75	3	Florida State
N1 – Orleans Arena (Las Vegas, Nev.)					
N2 – Madison Square Garden (New York, N.Y.)					
N3 – Bridgestone Arena (Nashville, Tenn.)					

2018-19 (19-16, 9-9 BIG EAST)



Travis Steele
Head Coach




NATIONAL INVITATION TOURNAMENT SECOND ROUND

F – Naji Marshall, So., 14.7 ppg. & 5.3 rpg. & 3.4 apg.
 F – Zach Hankins, Gr., 10.6 ppg. & 5.3 rpg. & 1.5 bpg.
 F – Tyrique Jones, Jr., 11.3 ppg. & 7.7 rpg.
 G – Paul Scruggs, So., 12.3 ppg. & 3.3 apg. & 4.9 rpg.
 G – Quentin Goodin, Jr., 11.0 ppg. & 4.8 apg. & 3.2 rpg.
 Note: Kyle Castlin, Sr., 4.3 ppg. & 3.4 rpg., started 24 games

Nov. 6	CC	W	82-69		IUPUI
Nov. 10	CC	W	91-85		Evansville
Nov. 13	CC	L	68-77		Wisconsin
Nov. 19	N1	L	79-88		#8 Auburn (OT)
Nov. 20	N1	L	74-79		San Diego St.
Nov. 21	N1	W	83-74		Illinois
Nov. 28	CC	W	82-55		Miami (Ohio)
Dec. 1	CC	W	73-63		Oakland
Dec. 5	CC	W	82-61		Ohio
Dec. 8	A	L	47-62		Cincinnati
Dec. 15	CC	W	95-77		Eastern Kentucky
Dec. 18	A	L	56-71		Missouri
Dec. 21	CC	W	69-55		Detroit Mercy
Dec. 29	A	W	74-65		DePaul (BIG EAST)
Jan. 2	CC	L	70-80		Seton Hall (BIG EAST)
Jan. 6	A	L	52-70		#16 Marquette (BIG EAST)
Jan. 9	CC	W	81-75		Georgetown (BIG EAST)
Jan. 13	CC	W	70-69		Butler (BIG EAST)
Jan. 18	A	L	75-85		#22 Villanova (BIG EAST)
Jan. 23	CC	L	62-64		Providence (BIG EAST)
Jan. 26	CC	L	82-87		#12 Marquette (BIG EAST)
Jan. 31	A	L	73-80		Georgetown (BIG EAST)
Feb. 3	A	L	54-76		Creighton (BIG EAST)
Feb. 9	CC	L	62-74		DePaul (BIG EAST)
Feb. 13	CC	W	64-61		Creighton (BIG EAST) (OT)
Feb. 16	A	W	75-61		Providence (BIG EAST)
Feb. 20	A	W	70-69		Seton Hall (BIG EAST)
Feb. 24	CC	W	66-54		#17 Villanova (BIG EAST)
Feb. 28	A	W	84-73		St. John's (BIG EAST)
Mar. 5	A	L	66-71		Butler (BIG EAST)
Mar. 9	CC	W	81-68		St. John's (BIG EAST)
BIG EAST CONFERENCE TOURNAMENT					
Mar. 14	N2	W	63-61		Creighton
Mar. 15	N2	L	67-71		#25 Villanova (OT)
NATIONAL INVITATION TOURNAMENT					
Mar. 20	CC	W	78-64		Toledo
Mar. 24	A	L	76-78		Texas (OT)
N1 – Lahaina Civic Center (Maui, HI)					
N2 – Madison Square Garden (New York, N.Y.)					

2019-20 (19-13, 8-10 BIG EAST)



F – Naji Marshall, Jr., 16.8 ppg. & 6.3 rpg. & 4.0 apg.
 F – Tyrique Jones, Sr., 14.0 ppg. & 11.1 rpg. & 1.1 bpg.
 F – Zach Freemantle, Fr., 7.5 ppg. & 4.3 rpg.
 G – Jason Carter, Gr., 6.9 ppg. & 4.9 rpg. & 1.4 apg.
 G – Paul Scruggs, Jr., 12.7 ppg. & 4.5 rpg. & 2.9 apg.
 Note: Quentin Goodin, Sr., 6.0 ppg. & 3.1 apg., started 21 games

		XU AP			
Nov. 5	CC	W	76-57	19	Jacksonville
Nov. 8	CC	W	81-63	19	Siena
Nov. 12	CC	W	63-58 (OT)	21	Missouri
Nov. 15	CC	W	59-56	21	Missouri St.
Nov. 21	N1	W	73-51	18	Towson
Nov. 22	N1	W	75-74 (2 OT)	18	UConn
Nov. 24	N1	L	65-70	18	Florida
Nov. 30	CC	W	87-62	25	Lipscomb
Dec. 4	CC	W	84-71		Green Bay
Dec. 7	CC	W	73-66		Cincinnati
Dec. 14	A	L	78-80	23	Wake Forest
Dec. 18	CC	W	74-61		Western Carolina
Dec. 22	A	W	67-59		TCU
Dec. 30	A	L	62-68		#10 Villanova (BIG EAST)
Jan. 5	CC	W	75-67		St. Johns (BIG EAST)
Jan. 8	CC	L	71-83		Seton Hall (BIG EAST)
Jan. 11	CC	L	65-77		Creighton (BIG EAST)
Jan. 15	A	L	65-85		Marquette (BIG EAST)
Jan. 22	CC	W	66-57		Georgetown (BIG EAST)
Jan. 26	A	L	66-77		Creighton (BIG EAST)
Jan. 29	CC	L	82-84 (2 OT)		Marquette (BIG EAST)
Feb 1	A	W	74-62		#10 Seton Hall (BIG EAST)
Feb. 4	A	W	67-59		DePaul (BIG EAST)
Feb 8	CC	W	64-58		Providence (BIG EAST)
Feb 12	A	L	61-66		#19 Butler (BIG EAST)
Feb 17	A	W	77-74		St. Johns (BIG EAST)
Feb. 22	CC	L	55-64		#12 Villanova (BIG EAST)
Feb. 25	CC	W	78-67		DePaul (BIG EAST)
Mar. 1	A	W	66-63		Georgetown (BIG EAST)
Mar. 4	A	L	74-80		Providence (BIG EAST)
Mar. 7	CC	L	71-72		Butler (BIG EAST)

BIG EAST CONFERENCE TOURNAMENT

Mar. 11 N2 L 67-71 DePaul
 N1 – TD Arena (Charleston, S.C.)
 N2 – Madison Square Garden (New York, N.Y.)

NCAA TOURNAMENT AND NIT CANCELLED DUE TO PANDEMIC.

XAVIER'S WINNING TRADITION

Year	Record	Atlantic 10, MCC or BIG EAST Conference Record (Finish)	NCAA (seed) or NIT Postseason	Home Attendance Avg. (Sell-outs/Home Games)
2019-20	19-13	8-10 (T-Sixth in BIG EAST)	Postseason cancelled (COVID-19)	10,311 (12/17)
2018-19	19-16	9-9 (T-Third in BIG EAST)	NIT Second Round	10,034 (13/18)
2017-18	29-6	15-3 (First in BIG EAST)	NCAA Second Round (#1 seed)	10,475 (18/18)
2016-17	24-14	9-9 (Seventh in BIG EAST)	NCAA Elite Eight (#11 seed)	10,282 (12/16)
2015-16	28-6	14-4 (Second in BIG EAST)	NCAA Second Round (#2 seed)	10,281 (11/16)
2014-15	23-14	9-9 (Sixth in BIG EAST)	NCAA Sweet 16 (#6 seed)	9,998 (9/16)
2013-14 (Begin BIG EAST)	21-13	10-8 (T-Third in BIG EAST)	NCAA Tournament (#12 seed)	9,890 (7/17)
2012-13	17-14	9-7 (T-Sixth in Atlantic 10)		9,781 (1/15)
2011-12	23-13	10-6 (T-Third in Atlantic 10)	NCAA Sweet 16 (#10 seed)	10,155 (10/16)
2010-11	24-8	15-1 (First in Atlantic 10)	NCAA Second Round (#6 seed)	10,098 (9/15)
2009-10	26-9	14-2 (T-First in Atlantic 10)	NCAA Sweet 16 (#6 seed)	10,123 (7/15)
2008-09	27-8	12-4 (First in Atlantic 10)	NCAA Sweet 16 (#4 seed)	10,097 (11/15)
2007-08	30-7	14-2 (First in Atlantic 10)	NCAA Elite Eight (#3 seed)	10,008 (9/17)
2006-07	25-9	13-3 (T-First in Atlantic 10)	NCAA Second Round (#9 seed)	9,910 (5/15)
2005-06	21-11	8-8 (T-Seventh in Atlantic 10)*	NCAA Tournament (#14 seed)	9,775 (4/15)
2004-05	17-12	10-6 (T-Second in Atlantic 10 West)		10,027 (7/16)
2003-04	26-11	10-6 (T-Third in Atlantic 10 West)*	NCAA Elite Eight (#7 seed)	9,902 (8/16)
2002-03	26-6	15-1 (First in Atlantic 10 West)	NCAA Second Round (#3 seed)	10,181 (14/15)
2001-02	26-6	14-2 (First in Atlantic 10 West)*	NCAA Second Round (#7 seed)	10,224 (13/14)
2000-01	21-8	12-4 (T-Second in Atlantic 10)	NCAA Tournament (#11 seed)	10,072 (12/14)
1999-00	21-12	9-7 (T-Second in Atlantic 10 West)	NIT Second Round	9,072 (4/15)
1998-99	25-11	12-4 (Second in Atlantic 10 West)	NIT Third Place	9,540 (6/16)
1997-98	22-8	11-5 (T-First in Atlantic 10 West)*	NCAA Tournament (#6 seed)	9,924 (10/14)
1996-97	23-6	13-3 (First in Atlantic 10 West)	NCAA Second Round (#7 seed)	9,436 (5/14)
1995-96 (Begin Atlantic 10)	13-15	8-8 (Third in Atlantic 10 West)		8,871 (5/14)
1994-95	23-5	14-0 (First in MCC)	NCAA Tournament (#11 seed)	8,201 (2/14)
1993-94	22-8	8-2 (First in MCC)	NIT Quarterfinals	6,943 (1/16)
1992-93	24-6	12-2 (T-First in MCC)	NCAA Second Round (#9 seed)	7,236 (1/13)
1991-92	15-12	7-3 (T-Second in MCC)		8,296 (1/14)
1990-91	22-10	11-3 (First in MCC)*	NCAA Second Round (#14 seed)	6,812 (1/15)
1989-90	28-5	12-2 (First in MCC)	NCAA Sweet 16 (#6 seed)	7,757 (2/14)
1988-89	21-12	7-5 (Third in MCC)*	NCAA Tournament (#14 seed)	4,411 (0/15)
1987-88	26-4	9-1 (First in MCC)*	NCAA Tournament (#11 seed)	5,853 (1/15)
1986-87	19-13	7-5 (T-Third in MCC)*	NCAA Second Round (#13 seed)	3,213 (0/15)
1985-86	25-5	10-2 (First in MCC)*	NCAA Tournament (#12 seed)	5,171 (1/14)
1984-85	16-13	7-7 (Fifth in MCC)		4,644 (0/13)
1983-84	22-11	9-5 (Third in MCC)	NIT Quarterfinals	4,788 (0/15)
1982-83	22-8	10-4 (T-Second in MCC)*	NCAA Tournament (#12 seed)	3,002 (0/15)
1981-82	8-20	1-11 (Seventh in MCC)		2,861 (0/15)
1980-81	12-16	8-3 (First in MCC)		2,782 (1/14)
1979-80 (Begin MCC)	8-18	0-5 (Sixth in MCC)		3,769 (0/12)
41-Year Totals	889-422 (.678)		27 NCAA Tournaments/5 NIT	

*** Won Conference Tournament Championship**

Xavier's first 41 years of conference play include 74-52 (.587) BIG EAST, 209-79 (.726) Atlantic 10 and 132-60 (.688) MCC records.

+ Xavier has won or shared 18 regular season conference championships over its years in the BIG EAST, Atlantic 10 and MCC (one BIG EAST, nine A-10 and eight MCC), while winning 10 conference tournament championships (four A-10 and six MCC). XU was in the MCC for 16 years (1980-1995) and the A-10 for 18 years (1996-2013). Last season marked Xavier's seventh year in the BIG EAST.

+ Xavier has made 12 of the last 14 NCAA Tournament fields and 16 of the last 19.

+ Xavier has made 32 postseason appearances in the last 38 years, including 27 NCAA Tournament berths and five NIT berths during that time. XU only made the NCAA Tournament field one time (1961) before the 1982-83 season.

+ Xavier has recorded 12 20-win seasons in the last 15 years and 20 in the last 24 years. Going back even further, XU has recorded 30 of its 32 all-time 20-win seasons during the 41 seasons since leaving the independent ranks in 1979.