

XAVIER





TREVON BLUIETT AND J.P. MACURA

ONE OF THE NATION'S TOP CAREER SCORING DUOS

2,707 (ST. BONAVENTURE):
Jaylen Adams (1,377) and Matt Mobley* (1,330)

2,701 (RHODE ISLAND):
E.C. Matthews (1,519) and Jared Terrell (1,182)

**2,639 (XAVIER):
TREVON BLUIETT (1,585)
AND J.P. MACURA (1,054)**

2,465 (ARIZONA STATE):
Shannon Evans II (1,248) and Tra Holder (1,217)

2,413 (SOUTH DAKOTA STATE):
Mike Daum (1,396) and Reed Tellinghuisen (1,017)

2,395 (OREGON):
Elijah Brown* (1,479) and MiKyle McIntosh (916)

*Includes Mobley's 737 points at Central Connecticut State and Brown's 1,479 at New Mexico



**2017-18
PRESEASON
ALL-BIG EAST**



**2017 NCAA
ALL-WEST
REGIONAL**

TREVON BLUIETT

CANDIDATE FOR:

- ✓ **NATIONAL PLAYER OF THE YEAR**
- ✓ **ALL-AMERICAN**
- ✓ **BIG EAST PLAYER OF THE YEAR**

CAST YOUR VOTE!



2017-18 PRESEASON ALL-AMERICAN
2017 NCAA ALL-WEST REGIONAL
TWO-TIME FIRST TEAM ALL-BIG EAST
TWO-TIME ALL-BIG EAST TOURNAMENT
TWO-TIME NABC FIRST TEAM ALL-DISTRICT



GENERAL COVERAGE INFORMATION

Media Information, Cintas Directions, etc. 177-179
 2017-18 Schedule and TV/Radio Information 3, 179

THE 2017-18 TEAM

TV/Radio Roster 34
 Numerical Roster 35
 Seniors/Graduate Students (alphabetically) 36-50
 Junior 51-53
 Sophomores (alphabetically) 54-59
 Freshmen (alphabetically) 60-65
 Walk-Ons 66
 Head Coach Chris Mack 68-71
 Mack’s Basketball Staff 72-80

2016-17 SEASON REVIEW

2016-17 Season Review/Highlights 82
 2016-17 Box Scores and Game Highlights 82-91
 2016-17 Season Statistics, Highs, Last Time, Etc. 92-95
 2016-17 BIG EAST Conference statistical leaders 96

XAVIER UNIVERSITY & CINCINNATI

Cincinnati, Ohio 28
 Community Outreach/Mack Family Foundation 29, 71
 Fortune 15 29
 Academic Success Story 30-31
 Xavier University 32, 174-176, 180
 University President, VP and Athletic Director 174-175
 The Musketeer Nickname & The Xavier Mascots 176
 Associate Athletic Director & MBB Media Contact 177

XAVIER IN CONFERENCES

BIG EAST Conference 20-21, 98-101
 Xavier’s Atlantic 10 History 102-103
 Xavier’s MCC History 104

OPPONENT INFORMATION/RECORDS

2017-18 Opponents 106-107
 2017-18 Opponent Game-By-Game 108-109
 All-Time Records vs. All Opponents 110
 2018 NCAA Tournament Sites 124

XAVIER AT HOME

Cintas Center 22-27, 112-113, 178
 Schmidt Fieldhouse 114
 Cincinnati Gardens 114

XAVIER IN TOURNAMENT PLAY

Xavier’s NCAA Tournament History 4-9, 116-124
 Xavier NIT History 135
 Xavier in Regular Season Tournaments 136-137

HISTORY HIGHLIGHTS/RECORDS

Xavier’s NBA Tradition 11-17, 131
 Xavier’s Winning Tradition 4-9, 116-117, 172
 All-Americans 126-127
 The Last Time That 95
 Xavier Hall of Fame 128-129
 Letterwinners 138-139
 All-Time Jersey Numbers/Retired Jerseys 140-141
 Xavier Overseas 18-19
 Xavier and Team USA 130
 NBA Draft 131
 Xavier in the Spotlight/National Polls 10, 132-134
 Individual Records and Leaders 142-149
 1,000 Point Club 150-153
 Team Records 155
 Year-By-Year Scores 156-171
 All-Time Coaches 154

GOXAVIER.COM

  @XUATHLETICS

 /XAVIERATHLETICS

  @XAVIERMBB

MEDIA GUIDE CREDITS

The 2017-18 Xavier Men’s Basketball Guide was written, designed and edited by Tom Eiser. Additional design assistance from BJ Hicks, BLDG (front cover) and Mario Mercurio. Proofreading and editorial assistance from Sam Thomas, Bob Donlan, Patrick Knapinski, Laura Topp and Michael Concannon. Thanks also to NCAA Statistics. Photography from Xavier Director for Photography Greg Rust, Doug Cochran, Frank Victores, Bob Stevens, Phil Groshong, Cliff Jenkins, Hayley Schletker, Tom Eiser, Cliff Grassmick, Jose Yau, Brian Spurlock, Wisconsin-Green Bay, Asociación Clubs de Baloncesto, USA Basketball, Keith Krebs/P.O.V. Image Service, BIG EAST Conference and USA Basketball. NBA images are courtesy of NBA Photos. Printing: OneTouchPoint.

QUICK FACTS

Location 3800 Victory Parkway, Cincinnati, Ohio 45207
 Founded 1831
 Enrollment 6,798 (4,645 undergraduates)
 Conference (Year) BIG EAST (Fifth)
 Colors Navy Blue (PMS 289), Gray (PMS 422) and White
 Nickname Musketeers
 Home Court (Capacity; Year Built) Cintas Center (10,224; 2000)
 Ticket Office (513) 745-3411

UNIVERSITY ADMINISTRATION

President Michael J. Graham, S.J.
 Vice President Dr. John Kucia
 Athletic Director Greg Christopher
 NCAA Faculty Rep. Sr. Rose Ann Fleming and Christian End

BASKETBALL COACHING STAFF

Head Coach Chris Mack
 Mack on Twitter @CoachChrisMack
 Head Coaching Record at Xavier (Years) 186-91 (Eight)
 Head Coaching Overall Career Record (Years) 186-91 (Eight)
 Associate Head Coach Travis Steele
 Assistants Luke Murray and Mike Pegues
 Basketball Office (513) 745-3417

XAVIER CAPSULE

Letterwinners Returning/Lost 7/7
 Starters Returning/Lost 4/1

XAVIER HISTORY

2016-17 Overall (Postseason) 24-14 (NCAA Elite Eight)
 2016-17 BIG EAST Regular Season 9-9 (seventh)
 2017 BIG EAST Championship 2-1 (semifinalist)
 NCAA Tourn. Record (appearances; last) 27-27 (27; 2017)
 Best NCAA Tournament Finish Elite Eight (2004, 2008, 2017)
 Overall Record (Years) 1,443-983 (96)

ATHLETIC COMMUNICATIONS

Assoc. Athletic Director & MBB Media Contact Tom Eiser
 Eiser Office / Cell 513-745-3124 / 513-382-5565
 Eiser E-mail / Fax eiser@xavier.edu / 513-745-2825
 Eiser on Twitter @EiserXUSports
 Asst. Director, Ath. Communications Greg Lautzenhesier
 Athletic Communications Coordinator Brendan Bergen
 Athletic Communications Messaging Asst. Hayley Schletker
 Cintas Center Press Row 513-745-3929

2017-18 XAVIER BASKETBALL SCHEDULE

<u>DATE</u>	<u>OPPONENT</u>	<u>SITE</u>	<u>TIME</u>	<u>TV</u>
Saturday, November 4	Thomas More (Exhibition)	Cintas Center (Cincinnati, Ohio)	4 p.m.	
Friday, November 10	Morehead State	Cintas Center (Cincinnati, Ohio)	7 p.m.	FSN TBD
Monday, November 13	Rider	Cintas Center (Cincinnati, Ohio)	8:30 p.m.	FS1
Thursday, November 16	at Wisconsin*	Kohl Center (Madison, Wisconsin)	8:30 p.m.	FS1
Monday, November 20	Hampton	Cintas Center (Cincinnati, Ohio)	8:30 p.m.	FS1
Thursday, November 23	George Washington**	Orleans Arena (Las Vegas, Nevada)	5 p.m.	FS1
Friday, November 24	Kansas State/Arizona State**	Orleans Arena (Las Vegas, Nevada)	5:30 p.m./8 p.m.	FOX + / FS1
Tuesday, November 28	Baylor	Cintas Center (Cincinnati, Ohio)	6:30 p.m.	FS1
Saturday, December 2	Cincinnati (Skyline Chili Crosstown Shootout)	Cintas Center (Cincinnati, Ohio)	Noon	FS1
Wednesday, December 6	Kent State	Cintas Center (Cincinnati, Ohio)	7 p.m.	FS1
Saturday, December 9	Colorado	Cintas Center (Cincinnati, Ohio)	5 p.m.	FS1
Saturday, December 16	East Tennessee State	Cintas Center (Cincinnati, Ohio)	2 p.m.	FSN TBD
Tuesday, December 19	Marshall	Cintas Center (Cincinnati, Ohio)	6:30 p.m.	FS1
Friday, December 22	at Northern Iowa	McLeod Center (Cedar Falls, Iowa)	9 p.m.	CBS SN
Wednesday, December 27	at Marquette (BIG EAST)	BMO Harris Bradley Center (Milwaukee, Wisconsin)	8:30 p.m.	FS1
Saturday, December 30	DePaul (BIG EAST)	Cintas Center (Cincinnati, Ohio)	2 p.m.	FS1
Tuesday, January 2	Butler (BIG EAST)	Cintas Center (Cincinnati, Ohio)	7 p.m.	FS1
Saturday, January 6	at Providence (BIG EAST)	Dunkin' Donuts Center (Providence, Rhode Island)	Noon	FOX +
Wednesday, January 10	at Villanova (BIG EAST)	Wells Fargo Center (Philadelphia, Pennsylvania)	8 p.m.	FS1
Saturday, January 13	Creighton (BIG EAST)	Cintas Center (Cincinnati, Ohio)	2 p.m.	FOX +
Wednesday, January 17	St. John's (BIG EAST)	Cintas Center (Cincinnati, Ohio)	8:30 p.m.	CBS SN
Saturday, January 20	at Seton Hall (BIG EAST)	Prudential Center (South Orange, New Jersey)	2:30 p.m.	FOX +
Wednesday, January 24	Marquette (BIG EAST)	Cintas Center (Cincinnati, Ohio)	6:30 p.m.	FS1
Tuesday, January 30	at St. John's (BIG EAST)	Carnesecca Arena (New York, New York)	8:30 p.m.	CBS SN
Saturday, February 3	Georgetown (BIG EAST)	Cintas Center (Cincinnati, Ohio)	6 p.m.	CBS SN
Tuesday, February 6	at Butler (BIG EAST)	Hinkle Fieldhouse (Indianapolis, Indiana)	6:30 p.m.	FS1
Saturday, February 10	at Creighton (BIG EAST)	CenturyLink Center (Omaha, Nebraska)	2:30 p.m.	FOX +
Wednesday, February 14	Seton Hall (BIG EAST)	Cintas Center (Cincinnati, Ohio)	9 p.m.	FS1
Saturday, February 17	Villanova (BIG EAST)	Cintas Center (Cincinnati, Ohio)	4:30 p.m.	FOX +
Wednesday, February 21	at Georgetown (BIG EAST)	Capital One Arena (Washington D.C.)	6:30 p.m.	FSN TBD
Wednesday, February 28	Providence (BIG EAST)	Cintas Center (Cincinnati, Ohio)	6:30 p.m.	FS1
Saturday, March 3	at DePaul (BIG EAST)	Wintrust Arena (Chicago, Illinois)	Noon	FSN TBD
Wednesday, March 7	BIG EAST Championship- First Round	Madison Square Garden (New York, New York)	7:00/9:30 p.m.	FS1
Thursday, March 8	BIG EAST Championship- Quarterfinals	Madison Square Garden (New York, New York)	12:00/2:30/7:00/9:30 p.m.	FS1
Friday, March 9	BIG EAST Championship- Semifinals	Madison Square Garden (New York, New York)	6:30/9:00 p.m.	FS1
Saturday, March 10	BIG EAST Championship- Final	Madison Square Garden (New York, New York)	5:30 p.m.	FOX +

Home Games in Bold

FOX + - national broadcast seen locally on FOX 19 Now (WXIX-TV)

FS1 - FOX Sports 1 FSN - FOX Sports Regional Network (FS Ohio in the Cincinnati area)

CBS SN - CBS Sports Network

* Gavitt Games **Continental Tire Las Vegas Invitational

Radio Broadcasts: All regular season and postseason games are broadcast on 700 WLW or 55KRC; regular season and BIG EAST

Tournament action can also be heard on iHeartRadio with select games also available on SiriusXM radio.

ALL TIMES ARE EASTERN TIME AND ARE SUBJECT TO CHANGE
VISIT GOXAVIER.COM FOR THE MOST UP-TO-DATE INFORMATION



ELITE AGAIN

2017 WEST REGIONAL FINAL

Xavier made its third NCAA Tournament Elite Eight this past March. XU also reached the Elite Eight in 2004 and 2008. Xavier is one of 21 schools that have been to two or more Elite Eights in the last 10 years and one of 19 schools that have been to three or more in the last 15. The teams that Xavier has defeated during its three NCAA Tournament Elite Eight runs include Louisville, Mississippi State, Texas, Georgia, Purdue, West Virginia, Maryland, Florida State and Arizona.



ROAD TO REGIONAL FINAL

IMPRESSIVE LIST OF TEAMS DEFEATED

Xavier made the 2017 NCAA Tournament Elite Eight by defeating No. 6 seed and Big Ten runner-up Maryland 76-65, No. 3 seed and ACC runner-up Florida State 91-66 and No. 2 seed and Pac-12 Champion Arizona 73-71 to reach the West Regional Final. The three seniors on the 2017-18 team led the way to victory. Trevon Bluiett and J.P. Macura earned spots on the NCAA All-West Regional team after scoring 21.3 ppg. and 13.0 ppg. respectively in the tournament. Sean O'Mara came up big with 10.5 ppg., including the game-winner vs. Arizona that sent XU to the Elite Eight.

NCAA SWEET 16 APPEARANCES (SINCE 2008)

6

7

9



Xavier is one of only nine teams that has made at least six Sweet 16s since 2008: Kansas (7), North Carolina (7), Michigan State (7), Wisconsin (7), Xavier (6), Louisville (6), Duke (6), Arizona (6) and Kentucky (6).

SWEET SIXTEEN SUCCESS XAVIER'S TRADITION OF DEEP MARCH RUNS

Xavier has now made it to at least the Sweet 16 six times in the last 10 years (since 2008), including 2017, 2015, 2012, 2010, 2009 and 2008. Only nine teams have made at least six Sweet 16s since 2008: Kansas (7), North Carolina (7), Michigan State (7), Wisconsin (7), Xavier (6), Louisville (6), Duke (6), Arizona (6) and Kentucky (6). Xavier has made eight all-time appearances in the Sweet 16: 1990, 2004, 2008, 2009, 2010, 2012, 2015 and 2017. XU first reached the Sweet 16 in 1990 and first reached the Elite Eight in 2004. Quentin Goodin is shown above in the 2017 NCAA First Round win over Maryland.



MARCH TRADITION

ONLY EIGHT SCHOOLS HAVE MADE 11 OF THE LAST 12 NCAA TOURNAMENTS

Xavier has made 11 of the last 12 NCAA Tournaments and 15 of the last 17. Only eight schools have been to at least 11 NCAA Tournaments in the last 12 years: Duke, Kansas, Gonzaga, Michigan State and Wisconsin are at 12, while Xavier, North Carolina and Villanova are at 11. XU made Sweet 16 runs in 2015, 2012, 2010 and 2009. XU made it past the Sweet 16 to the Elite Eight in 2004, 2008, and 2017. The postseason tradition goes back further as XU has made 30 appearances in postseason play over the last 35 years, including 26 NCAA Tournaments. Xavier battled UCLA, including Kevin Love, Russell Westbrook and Darren Collison (seen in the photo above) in the 2008 NCAA West Regional Final.



WIN PERCENTAGE – 25 YEAR TOTALS

RK.	TEAM	WON	LOST	PCT.
1.	KANSAS	731	159	.821
2.	DUKE	705	176	.800
3.	KENTUCKY	706	186	.791
4.	GONZAGA	653	177	.787
5.	NORTH CAROLINA	670	221	.752
6.	ARIZONA	619	207	.749
7.	CONNECTICUT	622	232	.728
8.	CINCINNATI	590	244	.707
9.	XAVIER	578	240	.707
10.	MICHIGAN STATE	601	251	.705
11.	LOUISVILLE	595	255	.700
12.	MURRAY STATE	547	239	.696
13.	FLORIDA	589	259	.695
14.	UCLA	572	256	.691
15.	COL. OF CHARLESTON	540	243	.690
16.	BUTLER	556	255	.686
17.	SYRACUSE	516	238	.684
18.	WISCONSIN	561	265	.679
19.	MEMPHIS	540	258	.677
19.	UTAH STATE	540	258	.677
21.	VILLANOVA	560	271	.674
22.	MARYLAND	550	279	.663
23.	NEW MEXICO	532	274	.660
24.	VCU	532	275	.659
25.	BELMONT	527	273	.659

WINNING TRADITION

WINNING TRADITION FEW PROGRAMS CAN MATCH

Xavier's winning percentage over the past 25 years is ranked 9th in the nation at .707. Xavier's 22 20-win seasons over the last 25 years rank tied for sixth, while its nine 20-win seasons in the last 10 years rank tied for 11th. Xavier's winning tradition has been fueled by incredible individual achievements. One of the biggest winners in XU history was Tu Holloway, 2017 XU Hall of Famer who is now playing in Israel. Holloway is seen here hitting the game-winning shot vs. Notre Dame in the 2012 NCAA Tournament.

20 WIN SEASONS

LAST 25 YEARS

RK.	TEAM	SEASONS
1.	KANSAS	25
2.	KENTUCKY	24
3.	GONZAGA	23
	DUKE	23
	ARIZONA	23
6.	XAVIER	22
	UNC	22
8.	CINCINNATI	20
	UCONN	20
10.	SIX TIED	19

LAST 10 YEARS

RK.	TEAM	SEASONS
1.	DUKE	10
	KANSAS	10
	LOUISVILLE	10
	UNC	10
	GONZAGA	10
	BYU	10
	AKRON	10
	ST. MARY'S (CA)	10
	VCU	10
	WISCONSIN	10
11.	XAVIER	9
	OHIO STATE	9
	KENTUCKY	9
	MICHIGAN ST.	9
	NOTRE DAME	9
	VILLANOVA	9
	BAYLOR	9
	BUTLER	9
	DAYTON	9
	FLORIDA	9
	VERMONT	9
	BELMONT	9
	SAN DIEGO ST.	9



NCAA TOURNAMENT APPEARANCES

LAST 25 YEARS

RK.	TEAM	SEASONS
1.	KANSAS	25
2.	DUKE	24
3.	KENTUCKY	23
4.	UNC	22
	MICHIGAN ST.	22
6.	TEXAS	21
	ARIZONA	21
	WISCONSIN	21
9.	GONZAGA	20
	CINCINNATI	20
	LOUISVILLE	20
12.	XAVIER	19
	UCLA	19
14.	INDIANA	18
	SYRACUSE	18
16.	OKLAHOMA	17
	PURDUE	17
	FLORIDA	17
	MARYLAND	17
20.	OKLAHOMA ST.	16
	UCONN	16
	TEMPLE	16
	ILLINOIS	16
	VILLANOVA	16
25.	MARQUETTE	15

- 2017
- 2016
- 2015
- 2014
- 2012
- 2011
- 2010
- 2009
- 2008
- 2007
- 2006
- 2004
- 2003
- 2002
- 2001
- 1998
- 1997
- 1995
- 1993
- 1991
- 1990
- 1989
- 1988
- 1987
- 1986
- 1983
- 1961





Forbes
com

**COLLEGE
BASKETBALL'S
TOP 20 MOST
VALUABLE PROGRAMS**

NATIONAL ATTENTION

ONE OF COLLEGE BASKETBALL'S STRONGEST BRANDS



Xavier has earned respect around the nation, including their regular appearances in the national polls and their presence on the major networks. Xavier was once again ranked in the top 20 among "College Basketball's 20 Most Valuable Programs" by Forbes.com. The Xavier University men's basketball program was ranked 21st in the latest rankings by *Basketball Times*, rankings that are based on five categories: winning percentage, NBA players, federal graduation rate, *U.S. News and World Report* academic reputation and program cleanliness. Every five years since 1997, *Basketball Times* has evaluated the best of the best NCAA programs.



XAVIER'S NBA TRADITION

DECADES OF SUCCESS AT THE NEXT LEVEL


Xavier's success in developing NBA players is undeniable. From All-Stars to World Champions to a recipient of the NBA's J. Walter Kennedy Citizenship Award (Brian Grant), Xavier's NBA roots continue to grow deeper. Over the last several seasons, representatives of nearly every NBA team visited the Xavier campus for either a practice or a game. Pictured above (from left) are Tyrone Hill, Derek Strong, Brian Grant, Aaron Williams, Derrick Brown and James Posey.



DAVID WEST

2017 NBA CHAMPION, TWO-TIME NBA ALL STAR


David West won his first NBA Championship in 2017 with the Golden State Warriors, including Kevin Durant, Steph Curry, Draymond Green and Klay Thompson. West, who has signed on with the Warriors for his 15th NBA season, was drafted in the first round of the 2003 NBA Draft by New Orleans. He has also played for Indiana and San Antonio. West was named to the 2008 and 2009 NBA Western Conference All-Star Team.



2003 NATIONAL PLAYER OF THE YEAR



2003 SENIOR CLASS AWARD



DAVID WEST

XAVIER ALUM IS A WINNER IN EVERY WAY

David West, 2003 National Player of the Year as a Xavier senior and a 2003 XU graduate who was inducted into the Xavier University Athletic Hall of Fame in 2010, was named the 2003 NABC (National Association of Basketball Coaches) Pete Newell Big Man of the Year and won the 2003 Senior CLASS Award, a prestigious award that honors seniors who excel in the areas of community involvement, the classroom, character/leadership and competition. He also was named to a *Sports Illustrated* All-Decade team along with J.J. Redick, Jason Williams and Shane Battier of Duke, and Emeka Okafor of Connecticut.



JAMES POSEY

THREE-TIME NBA WORLD CHAMPION

JAMES POSEY

“Xavier taught me a lot about winning championships. That winning Xavier attitude served me well during my NBA career.”

James Posey, a 1999 Xavier University graduate, won an NBA Championship as a Cleveland Cavaliers assistant coach in 2016 (seen in this photo at the far left). It was his third NBA Championship, having won an NBA title as a player with Boston in the 2007-08 season with teammates Ray Allen, Kevin Garnett and Paul Pierce. Posey won his first NBA Championship in the 2005-06 season as a part of the Miami Heat, playing alongside Dwyane Wade and Shaquille O’Neal.



JORDAN CRAWFORD

NEW HOME IN NEW ORLEANS

Jordan Crawford is back in the NBA. Crawford caught on with the New Orleans Pelicans last season and signed a new two-year deal in the offseason to remain with the Pelicans. Crawford, who played overseas for a couple years, started his career in Atlanta in the 2010-11 season. He has also played for Washington, Boston and Golden State.




SEMAJ CHRISTON
OKLAHOMA CITY THUNDER

Semaj Christon, a 2014 NBA Draft Second Round selection, signed a contract in 2016 with Oklahoma City. Oklahoma City is the team that obtained the draft rights to Christon on draft night in 2014. Christon was named to the 2015 NBDL (NBA Development League) All-Star Game.




EDMOND SUMNER
INDIANA PACERS


Edmond Sumner is the latest Musketeer to be selected in the annual NBA Draft. Sumner was picked in the second round of the 2017 NBA Draft by the New Orleans Pelicans with the 22nd pick of the second round and the 52nd pick overall. New Orleans then traded the draft rights to Sumner to the Indiana Pacers. Xavier fans won't have far to travel to catch up with the former XU standout.



Remy Abell ('16)
Finland




Malcolm Bernard ('17)
Argentina



Derrick Brown ('09)
Turkey




Justin Cage ('07)
Belgium



Tu Holloway ('12)
Israel



Jason Love ('10)
Ukraine




Mark Lyons ('12)
Turkey



Justin Martin ('14)
Colombia



Jamel McLean ('11)
Greece




Isaiah Philmore ('14)
Germany

SUCCESS AT HOME AND ABROAD

XAVIER FAMILY MAKING AN IMPACT AROUND THE WORLD

Xavier's basketball program produces success stories around the world. Romain Sato, 2010 Italian League MVP who won two Italian League Championships with his Italian professional team, later played with Panathinaikos in Athens, Greece, for two seasons and helped his team win the 2011 Euroleague Championship. Pictured here are Sato, a 2004 Xavier graduate and Xavier Athletic Hall of Famer, and Justin Doellman, a 2007 Xavier graduate, who won the 2014 Eurocup Championship playing together for Valencia Basket. Doellman was named MVP. The long list of recent graduates that are playing overseas as of this fall are pictured on these two pages.



Dee Davis ('15)
Germany




Justin Doellman ('07)
Turkey



Josh Duncan ('08)
Turkey



James Farr ('16)
France



Kenny Frease ('12)
Germany



RaShid Gaston ('17)
France



B.J. Raymond ('09)
Italy



Jalen Reynolds ('16)
Italy




Romain Sato ('04)
Spain



Matt Stainbrook ('15)
Spain



Tim Stainbrook ('17)
Spain



Travis Taylor ('13)
Hungary

22 FORMER MUSKETEERS OVERSEAS

CURRENTLY PLAYING ABROAD IN 13 DIFFERENT COUNTRIES

The year after each player is the last year he played at Xavier. All of the players shown here have their college degrees. The country listed is the latest country where each player has signed to play. All of the scholarship seniors from last year's team are playing overseas, including Malcolm Bernard (Argentina), RaShid Gaston (France) and Tim Stainbrook (Spain). At press time, Xavier had 22 former players playing in 13 different countries outside the U.S. That's in addition to NBA players Semaj Christon, Jordan Crawford, Edmond Sumner and David West.

SEVEN BIG EAST TEAMS IN THE 2017 NCAA TOURNAMENT



Joseph Auto Group

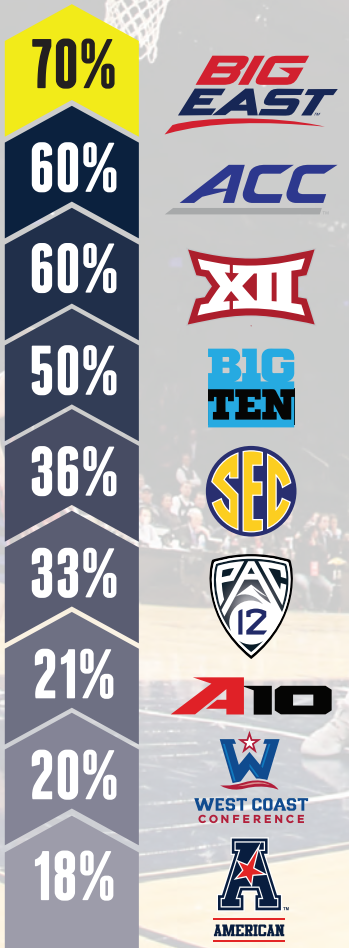


THE BIG EAST CONFERENCE ONE OF COLLEGE BASKETBALL'S POWER CONFERENCES

The 2017-18 campaign marks Xavier's fifth season as a member of the BIG EAST Conference. Through four seasons in the BIG EAST, Xavier has earned four at-large bids to the NCAA Tournament, reaching the semifinal of the BIG EAST Tournament all four years. The BIG EAST Conference has established itself as an elite basketball conference. The BIG EAST placed seven teams in the 2017 NCAA Tournament and finished the regular season as the second-ranked conference in terms of RPI (cbssports.com). Nine of the 10 BIG EAST teams have made at least one NCAA Tournament appearance in the last four years.



% OF TEAMS TO EARN 2017 NCAA BID



All other leagues were one-bid leagues

MADISON SQUARE GARDEN

THE WORLD'S MOST FAMOUS ARENA®



MADISON SQUARE GARDEN

THE WORLD'S MOST FAMOUS ARENA

Madison Square Garden serves as the home of the BIG EAST Basketball Championship. A recent \$1 billion renovation to the "World's Greatest Arena" featured the addition of a state-of-the-art GardenVision scoreboard, new suites, renovated concourses and a remodeled Chase Square 7th Avenue entrance. The transformation also included the addition of the Chase Bridges, two new seating areas that run high above and parallel to the length of the event floor. MSG has hosted an endless list of high profile events, including a visit from Pope Francis.



CINTAS CENTER ONE OF CINCINNATI'S HOT SPOTS

Cintas Center has seen over 2.6 million men's college basketball fans pass through its doors since opening in 2000. These fans include Bill Murray (seen above on the right) and numerous Cincinnati Reds and Bengals, including Bengals tight end Tyler Eifert (seen above on the bottom left). Before the 2015-16 season, Xavier hosted the Cleveland Cavaliers in its NBA exhibition season opener, the first game in the Cavs' journey toward the 2016 NBA Championship. The Cavaliers roster included LeBron James, Kevin Love, Kyrie Irving and Cavs assistant coach James Posey, a 1999 Xavier graduate. Boxing champ Floyd Mayweather (seen above left) was among those that visited Cintas Center for the game.

RANK	TEAM	ARENA	CAPACITY	OPENED	YEARS	W	L	PCT.
1	GONZAGA	MCCARTHEY ATHLETIC CENTER	6,000	2004	13	179	15	.9227
2	OREGON	MATTHEW KNIGHT ARENA	12,346	2011	6	101	10	.9099
3	KENTUCKY	ADOLPH RUPP ARENA	24,000	1976	41	560	65	.8960
4	LOUISVILLE	KFC YUM! CENTER	22,000	2010	7	115	15	.8846
5	KANSAS	ALLEN FIELDHOUSE	16,300	1955	62	759	110	.8734
6	WISCONSIN	KOHL CENTER	17,230	1997	20	274	41	.8698
7	VCU	SIEGEL CENTER	7,500	1999	18	235	36	.8672
8	XAVIER	CINTAS CENTER	10,224	2000	17	228	35	.8669
9	MICHIGAN STATE	BRESLIN EVENTS CENTER	12,508	1989	28	374	58	.8657
10	UCLA	PAULEY PAVILION	13,800	1965	52	715	112	.8646



**TOUGHEST
PLACES
TO PLAY**

A TOUGH TICKET

COLLEGE BASKETBALL'S EIGHTH-TOUGHEST PLACE TO PLAY

Xavier has sold out 149 games since Cintas Center opened for the 2000-01 season. XU has averaged 10,046 fans per game over 17 years at the facility, which now has a listed capacity of 10,224. XU has won 86.7 percent of its games at Cintas Center, which ranks as the nation's eighth-best home court advantage. Fans voted Xavier's Cintas Center third among the "Toughest Places to Play" in college basketball in an EA Sports online poll. Dana O'Neil of The Fieldhouse ranked it the toughest venue in the BIG EAST: "Cintas Center somehow incorporates all of the trappings for today's fans -- luxury boxes, a VIP bar -- without sacrificing atmosphere. Xavier home games are always rocking."



X ALL FOR ONE FUND

CINTAS CENTER NATION'S BEST ON CAMPUS FACILITY GETTING EVEN BETTER

Cintas Center is undergoing a transformation. The first wave of construction projects focused on the student-athletes. The Kevin and Georgette Crawford Student-Athlete Academic Center, the new weight room, the new training room, the beautiful new Crawford Student-Athlete Lounge (seen above) and locker room upgrades were among the first projects on the list.



FAN EXPERIENCE

EXCITING NEW SEATING AND HOSPITALITY OPTIONS

In addition to the introduction of the Kohlhepp Family Court, there are several exciting changes to the seating and hospitality options for the 2017-18 season. There are the new wider luxury Front Line seats (lower right), The Living Room at the Joseph Club (lower left), The Lookout seating area cantilevered over the student section (top) and the option for a virtual reality experience in the new Tech Deck. New hospitality spots include The 2,696 Zone, which honors Xavier's all-time leading scorer Byron Larkin, and The Woods, which includes the original wood bar from the popular old Norwood Cafe. Dartagnan's Deck, the craft brew stop in the upper level, is expected to be a popular destination once again.



STRENGTH AND CONDITIONING

COLLEGE BASKETBALL'S BEST STRENGTH FACILITY

Xavier's new home for Xavier Strength and Conditioning opened in October of 2016. A 5,000 square foot addition to the north side of the Cintas Center, this space serves as the primary weight room for Xavier Basketball. Featuring 20-foot ceilings, large exterior windows and a state-of-the-art sound system, this space sets the bar in terms of basketball strength facilities. The room features a 20-yard turf sprint area, designated spaces for cardio and strength training and the new Xavier Fuel Café, a one stop shop for Xavier student-athletes' nutritional needs.



NEW TRAINING ROOM

DOUBLE THE SIZE OF THE PREVIOUS SPACE

Xavier's new Athletic Training Room opened this fall. This 5,550-square foot space utilizes the area of the old training room and the 2,500-square foot space left vacant by the old weight room. The new training room will feature a new hydrotherapy suite including two Hydroworx Pools in addition to 1,400 square feet of therapy space with equipment that includes a new Alter G anti-gravity treadmill and Cybex equipment. In addition there will be two private doctor suites for student-athlete consultation with our team doctors, dedicated areas for treatment and taping and expanded office space.



BACKYARD POWER

- CINTAS**
- CONVERGY'S**
- macy's**
- Omnicare**
- AMERICAN FINANCIAL GROUP INC.**
- FIFTH THIRD BANK**
- CINCINNATI FINANCIAL CORPORATION**
- ASHLAND**
- General Cable**
- SCRIPPS**
- Chiquita**
- AK Steel**
- Kroger**
- P&G**
- ISI**

CINCINNATI SPORTS AND BUSINESS
ONE OF AMERICA'S BEST FOR BOTH

A variety of pro sports teams and world-class events also call Cincinnati home, including the Western & Southern Open that attracts the best men's and women's tennis players in the world every summer. The Cincinnati Bengals and quarterback Andy Dalton are gunning for their sixth playoff appearance in seven years. The oldest professional baseball team, the Cincinnati Reds, hosted the 2015 All-Star Game and enjoyed divisional championship seasons in 2010 and again in 2012 and got back to the playoffs in 2013. Cincinnati is a hot spot for major business and major motion pictures. George Clooney and Ryan Gosling filmed key parts of the movie "Ides of March" on XU's campus, including Cintas Center.



COMMUNITY OUTREACH

MAKING A DIFFERENCE OFF THE COURT

The men's basketball players and coaches volunteered to support the Greater Down Syndrome Association of Cincinnati's Annual Buddy Walk again this year. Xavier men's basketball student-athletes have gotten involved, including a youth clinic for United Way and the Boys and Girls Club of Greater Cincinnati as part of the Xavier Community Partners Program, and volunteering at the City Gospel Mission. Xavier head coach Chris Mack introduced a program he calls the Fortune 15 Series - Building and Protecting Your Personal Brand. Components include character development, media training, social media training, career development, alumni engagement, community service and fan interaction.



THE TOTAL PERSON

GRADUATING EVERY MEN'S BASKETBALL SENIOR SINCE 1986

Since the 1985-86 school year, every student-athlete in the Xavier men's basketball program who has reached his final year of athletic eligibility has graduated. That's 105 straight graduates and counting. Head coach Chris Mack is seen here after the May graduation in 2016 with graduates (from left) Jalen Reynolds, Kevin Coker, Remy Abell and James Farr. Reynolds, Abell and Farr are playing professional basketball overseas. 2017 graduates RaShid Gaston, Malcolm Bernard and Tim Stainbrook also play hoops overseas.



XAVIER'S GRADUATION STREAK

	# OF PLAYERS WHO COMPLETED THEIR ELIGIBILITY	PERCENT WHO GRADUATED
1986	6	100%
1987	NO SENIORS	
1988	4	100%
1989	2	100%
1990	4	100%
1991	3	100%
1992	NO SENIORS	
1993	6	100%
1994	4	100%
1995	5	100%
1996	1	100%
1997	4	100%
1998	4	100%
1999	4	100%
2000	1	100%
2001	3	100%
2002	3	100%
2003	3	100%
2004	3	100%
2005	1	100%
2006	5	100%
2007	4	100%
2008	3	100%
2009	3	100%
2010	1	100%
2011	6	100%
2012	5	100%
2013	3	100%
2014	3	100%
2015	2	100%
2016	4	100%
2017	5	100%
SINCE 1986	105	100%

105 STRAIGHT SENIOR GRADUATES

IMPRESSIVE STREAK OF SUCCESS STORIES

Every senior student-athlete in the men's basketball program, including Matt Stainbrook (seen here at his graduation with Xavier University President Michael J. Graham, S.J.), has graduated beginning with the 1985-86 school year. Xavier makes a promise to each student it recruits. That's a promise XU keeps and celebrates every May at graduation.



XAVIER UNIVERSITY

BUILDING AND GROWING A BRIGHTER FUTURE

DAVID WEST

“Being at Xavier taught me so much. Keep learning. It’s always about the journey, every single day. I really think that what I learned at Xavier helped me on the road to becoming a champion. I wish I could talk to young people looking at colleges and tell them what a great place Xavier is. When you need help, key people all over the campus are always accessible to help you. The support you get makes this a much less stressful place to succeed. People here care about helping you excel.”

*- David West, 2003 Xavier University graduate
2003 National Player of the Year
2017 NBA Champion and Two-time NBA All-Star*

The many improvements on and around campus have been impressive, including the new Alter Hall classroom building as well as University Station, which houses the new bookstore, apartments, retail and more. The Hoff Academic Quad seen above includes Smith Hall, home to the Williams College of Business with the 5/3 Trading Center equipped with Bloomberg terminals—the only college facility of its kind. The quad also houses the Conaton Learning Commons. Fenwick Place in the heart of campus is home to over 500 students and a 700-plus seat dining hall. Overseeing all of this is a statue of St. Francis Xavier, the University’s patron saint and one of the first Jesuits (seen lower left in this photo).



TV/RADIO ROSTER



0 Tyrique Jones
6-9 242 Sophomore
Forward
Bloomfield, Conn.



1 Paul Scruggs
6-3 207 Freshman
Guard
Indianapolis, Ind.




3 Quentin Goodin
6-4 194 Sophomore
Guard
Campbellsville, Ky.



4 Elias Harden
6-5 187 Freshman
Guard
East Point, Ga.



5 Trevon Bluiett
6-6 198 Senior
Guard
Indianapolis, Ind.



10 Leighton Schrand
6-1 160 Sophomore
Guard
Villa Hills, Ky.



11 Kerem Kanter
6-10 240 Graduate
Forward
Istanbul, Turkey



12 Nick Vanderpohl
6-1 170 Freshman
Guard
Harrison, Ohio



13 Naji Marshall
6-7 218 Freshman
Forward
Atlantic City, N.J.




20 Matt Singleton
6-7 215 Senior
Forward
Garrett, Ind.



22 Kaiser Gates
6-8 228 Junior
Forward
Alpharetta, Ga.



54 Sean O'Mara
6-10 244 Graduate
Forward
Glen Ellyn, Ill.



55 J.P. Macura
6-5 203 Senior
Guard
Lakeville, Minn.



Chris Mack
Head Coach
9th Year
Xavier '92



Travis Steele
Associate Head Coach
10th Year
Butler '04



Luke Murray
Assistant Coach
3rd Year
Fairfield '07



Mike Pegues
Assistant Coach
6th Year
Delaware '00



Mario Mercurio
Dir. of Basketball Admin.
14th Year
Xavier '03



Jeremy Growe
Dir. of Basketball Operations
9th Year
Indiana '09



Ty Sampson
Video Coordinator
5th Year
Illinois '13



David Fluker
Athletic Trainer
15th Year
Wilmington '86



Matt Jennings
Strength and Conditioning Coach
9th Year
North Carolina '96



Ricardo Johnson
Graduate Program Asst.
2nd Year
Ohio '14



Trey Scotti
Graduate Program Asst.
1st Year
Indiana '17

2017-18 XAVIER MUSKETEER NUMERICAL ROSTER

NO.	NAME	YR.	POS.	HT.	WT.	HOMETOWN	HIGH SCHOOL(S) / LAST COLLEGE
0	Tyrique Jones	So.	F	6-9	242	Bloomfield, Conn.	Bloomfield HS / Vermont Academy
1	Paul Scruggs	Fr.	G	6-3	207	Indianapolis, Ind.	Southport HS / Prolific Prep (Calif.)
3	Quentin Goodin	So.	G	6-4	194	Campbellsville, Ky.	Taylor County HS
4	Elias Harden	Fr.	G	6-5	187	East Point, Ga.	Pebblebrook HS
5	Trevon Bluiett	Sr.	G	6-6	198	Indianapolis, Ind.	Park Tudor HS
10	Leighton Schrand *	So.	G	6-1	160	Villa Hills, Ky.	Holy Cross HS
11	Kerem Kanter + #	Gr.	F	6-10	240	Istanbul, Turkey	Wilbraham & Monson Acad. (Mass.) / Wis.-Green Bay
12	Nick Vanderpohl *	Fr.	G	6-1	170	Harrison, Ohio	Harrison HS
13	Naji Marshall	Fr.	F	6-7	218	Atlantic City, N.J.	Eleanor Roosevelt HS / Hargrave Military Acad. (Va.)
20	Matt Singleton *	Sr.	F	6-7	215	Garrett, Ind.	Garrett HS
22	Kaiser Gates	Jr.	F	6-8	228	Alpharetta, Ga.	St. Francis HS
54	Sean O'Mara #	Gr.	F	6-10	244	Glen Ellyn, Ill.	Benet Academy
55	J.P. Macura	Sr.	G	6-5	203	Lakeville, Minn.	Lakeville North HS

Head Coach: Chris Mack (Xavier '92; ninth season)

Associate Head Coach: Travis Steele (Butler '04; tenth season)

Assistant Coaches: Luke Murray (Fairfield '07; third season) and Mike Pegues (Delaware '00; sixth season)

Director of Basketball Administration: Mario Mercurio (Xavier '03; 14th season)

Director of Basketball Operations: Jeremy Growe (Indiana '09; ninth season)

Video Coordinator: Ty Sampson (Illinois '13, fifth season)

Graduate Program Assistants: Ricardo Johnson (Ohio '14, second season) and Trey Scotti (Indiana '17; first season)

Associate Head Athletic Trainer: David Fluker (Wilmington '86; eighth season with current staff and 15th overall)

Strength and Conditioning Coach: Matt Jennings (North Carolina '96; ninth season)

Associate Athletic Director for Communications and Men's Basketball Media Contact: Tom Eiser (Xavier '84; 32nd season)

* - walk-on

+ - transfer eligible in 2017-18 season

- graduate student academically and senior athletically

STATE/COUNTRY BREAKDOWN

Connecticut (1)

Tyrique Jones

Georgia (2)

Kaiser Gates
Elias Harden

Illinois (1)

Sean O'Mara

Indiana (3)

Trevon Bluiett
Paul Scruggs
Matt Singleton

Kentucky (2)

Quentin Goodin
Leighton Schrand

Minnesota (1)

J.P. Macura

New Jersey (1)

Naji Marshall

Ohio (1)

Nick Vanderpohl

Turkey (1)

Kerem Kanter

CLASS BREAKDOWN

Seniors / Graduate Students (5)

Trevon Bluiett
Kerem Kanter - Gr.
J.P. Macura
Sean O'Mara - Gr.
Matt Singleton

Juniors (1)

Kaiser Gates

Sophomores (3)

Quentin Goodin
Tyrique Jones
Leighton Schrand

Freshmen (4)

Elias Harden
Naji Marshall
Paul Scruggs
Nick Vanderpohl

Gr. - graduate student academically

PRONUNCIATIONS

Pegues	Puh-GEESE
Trevon Bluiett	TRAY-vahn BLEW-it
Macura	Muh-CURE-uh
O'Mara	Oh-MARE-uh
Kaiser	KIE-zer
Tyrique	Tie-REEK
Quentin	KWEN-tin
Elias	EE-lie-es
Naji	NAH-jee
Kerem	CARE-um



#5 BY THE NUMBERS

Richard Berning	1950-52
Derrick Brown	2005-09
Ducky Castelle	1959-60
Steve Drew	1982-84
Chris Hall	1968-70
John Koprowski	1935-36
Joe McNeil	1962-65
Khalil Nixon	2000-01
Tim O'Connell	1965-68
Mark Poynter	1989-93
Andre Smith	1994-96
Bill Steenken	1945-49
Kyle Taylor	1986-87
Dezmine Wells	2011-12



TREVON BLUIETT

6-6 | 198 | SENIOR
GUARD

INDIANAPOLIS, IND.
PARK TUDOR HIGH SCHOOL



**CANDIDATE FOR:
NATIONAL PLAYER OF THE YEAR
ALL-AMERICAN
BIG EAST PLAYER OF THE YEAR
JULIUS ERVING AWARD**



**2017-18 PRESEASON ALL-AMERICAN
NBC SPORTS 2ND TEAM
ATHLON SPORTS 2ND TEAM
ESPN 3RD TEAM
STREET & SMITH'S BASKETBALL 3RD TEAM
BLUE RIBBON BASKETBALL 3RD TEAM
COLLEGE SPORTS MADNESS 3RD TEAM**



**2017 NCAA ALL-WEST REGIONAL
2016-17 & 2015-16 NABC ALL-DISTRICT
2016-17 & 2015-16 BIG EAST 1ST TEAM
2017 & 2016 ALL-BIG EAST TOURNAMENT**

ELITE COMPANY NATIONALLY

One of 19 basketball student-athletes invited by the NCAA to Indianapolis for a weekend seminar in September entitled the Elite Student-Athlete Symposium ... It's an educational program that helps educate highly-touted prospects on a variety of topics, with the goal of helping them pursue a career in professional basketball.

POSTSEASON STANDOUT

Named to the five-member 2017 All-West Regional Team ... Averaged 21.3 ppg. for Xavier's four games in the NCAA Tournament, including 21 (18 in second half) vs. Maryland on March 16, 29 (21 in second half) vs. Florida State on March 18 and 25 (18 in the first half) vs. Arizona on March 23 ... Named to the 2017 All-BIG EAST Tournament Team (second straight year to make the team) after averaging 19.3 points, 5.7 rebounds and 3.3 assists for Xavier's three games at Madison Square Garden.

AS A JUNIOR (2016-17)

First Team All-BIG EAST selection by the league coaches, his second straight year on the first team, and All-BIG EAST Tournament for the second straight year ... NABC First Team All-District 5 for the second straight year ... Naismith Basketball Hall of Fame selected him among 10 watch list finalists for the Julius Erving Small Forward of the Year Award for the second straight year ... BIG EAST Weekly Honor Roll five times and Player

The Bluiett File

Full name: Trevon Nykee Bluiett
 Nickname: Tre
 Birthdate/Birthplace: November 5, 1994 in Indianapolis, Ind.
 Parents: Reynardo and Mariam Bluiett; Dad was on the All-Marine Football Team and Mom was on the All-Marine Basketball Team
 Siblings: Ashtyn, Juwaan and Brody
 Major: Liberal arts
 Shoe size: 13
 My greatest sports memories: Winning three state championships and beating Arizona in the Regional Semifinal
 Something you may not know about me: I am a huge SpongeBob SquarePants fan
 Career goal outside playing basketball: Become a commentator or journalist around the game of basketball
 Favorite athlete: Carmelo Anthony
 Favorite team other than XU: Whatever team Carmelo Anthony is on
 Favorite movie: Space Jam

of the Week twice as a junior ... Second in the BIG EAST in scoring at 18.5 ppg. ... Scored a career-high 40 points at Cincinnati on Jan. 26, XU's first 40-point game since 2003 National Player of the Year David West had 47 in a win over Dayton in 2003; tied the school record with nine 3-pointers ... Posted a team-high 19 games with 20 points or more, including a game-high 23 points in the win over Butler on March 9 at the BIG EAST Tournament and a game-high 24 points to go with a game-high 10 rebounds at DePaul on March 4 ... Second on the team in rebounding at 5.7 rpg. (10th in the BIG EAST) ... Third in the BIG EAST in 3-point field goals made at 2.5 per game ... Missed two games (at Providence and at Marquette) due to an ankle injury, snapping a streak of 72 straight starts ... Forced out of Feb. 11 game vs. Villanova by injury ... 22 points with nine rebounds vs. Providence on Dec. 28 ... 27 points at Colorado on Dec. 7, including six 3-pointers ... 23 at Baylor on Dec. 3 with six 3-pointers ... 20 points vs. Wake Forest on Dec. 17 ... Tire Pros Invitational MVP.

SECOND HALF SUCCESS STORY

Scored in double figures in the second half of eight of the last 10 games as a junior, including 17 or more points in the second half of five of the last eight games ... Scored 21 of his game-high 29 points in the second half vs. Florida State on March 18 and 18 of his game-high 21 points in the second half vs. Maryland on March 16 ... 20.9 ppg. over the last eight games, 13.2 ppg. of which came after halftime.

1,000 POINT CLUB MEMBER ... ON TARGET TO FINISH IN TOP FIVE AND ECLIPSE 2,000

15th on Xavier's all-time scoring list with 1,585 career points ... On target to become just the fifth player in Xavier history to score 2,000 points; in fact, he scored 665 points as a junior and is 547 points shy of David West, who stands second on XU's all-time scoring list with 2,132 points.



2015-16 NATIONAL AND REGIONAL HONORS

2015-16 *USA TODAY* Third Team All-American ... The first Musketeer to earn a major first, second or third

team All-America honor since Tu Holloway (2011-12) and the first XU sophomore to earn one since redshirt sophomore Jordan Crawford earned *Sporting News* Third Team (2009-10) ... 2015-16 NABC First Team All-District V ... 2015-16 USBWA First Team All-District V ... 2015 AdvoCare Invitational All-Tournament Team.

MORE AS A SOPHOMORE (2015-16)

2015-16 All-BIG EAST First Team selection by the coaches ... Earned a spot on the BIG EAST All-Tournament Team after averaging 19.5 ppg. for XU's two games ... Led Xavier in scoring at 15.1 ppg. (ninth in BIG EAST) and 3-point field goals made (fourth in BIG EAST at 2.3 mpg.) ... Third on the team in rebounding at 6.1 rpg. (15th in the BIG EAST) ... 14th in the BIG EAST in free-throw shooting (.770) ... Scored in double figures in 31 games as a sophomore, including 24 vs. Marquette in the BIG EAST Tournament on March 10 ... 23 points in the Providence win on Feb. 17 ... 23 points on 5-of-6 3-point shooting to go with a career-high eight assists in the win over Marquette on Feb. 6 ... Season-high tying 24 points (19 in the first half) on the strength of five 3-pointers vs. DePaul on Jan. 12 .

AS A FRESHMAN (2014-15)

Unanimous selection to the 2014-15 BIG EAST All-Rookie Team by the league coaches ... Named BIG EAST Rookie of the Year by collegehoopsdaily.com ... Third Team All-BIG EAST (CollegeSportsMadness.com) ... Second on the team in scoring at 11.0 ppg., which was second among BIG EAST freshmen and 21st overall in the BIG EAST Conference ... 15th in the BIG EAST in free throw percentage (.746) ... Had 20 double-figure scoring games ... Had a team-high tying 19 points in the Providence win on Feb. 7 ... Scored a season-high 21 points on 8-of-10 shooting from the field vs. DePaul on Jan. 24 and 19 points on 6-of-8 shooting at Seton Hall on Jan. 31 ... Recorded his first career double-double with 19 points and a season-high 12 rebounds at DePaul on Jan. 3; scored all 19 of his points in the second half ... His 18 points on Nov. 14 vs. Northern Arizona mark the highest point total ever for a Xavier freshman in his first game ... Named BIG EAST Conference Rookie of the Week on Feb. 2 after averaging 15.0 points and 3.5 rebounds at Georgetown and Seton Hall ... Also won the award on Nov. 24 after averaging 18.0 points and 5.3 rebounds while shooting 67.9 percent from the floor over Xavier's first three games.

AT PARK TUDOR HIGH SCHOOL

Averaged 35.7 ppg. and 11.4 rpg. as a senior ... Finished his career with 2,568 points, which broke the school record and is good for sixth on the all-time state scoring list ... Scored over 1,000 points in his senior year alone ... Also broke the school record for career rebounds with 986 ... Won three IHSA Class 2A State Championships at Park Tudor, as a freshman, sophomore and senior ... Scored 38 points in the 2014 championship game win over Westview, breaking the record for most points ever scored in the 2A title game ... 2014 First Team IBCA/Subway Boys All-State selection by the Indiana Basketball Coaches Association ... Also named 2014 AP First Team All-State ... Finalist for Indiana's "Mr. Basketball" in 2014 ... 2013 and 2014 Marion County Player of the Year (Marion County Coaches Association) ... Averaged 27.8 ppg. as a junior for Park Tudor, leading his team to a 21-3 record and first-ever Marion County Tournament Championship ... Basketball coach: Kyle Cox.



TREVON BLUIETT

2016-17

Table with columns: TEAM, DATE, MIN, FG-FGA, 3FG-FGA, FT-FTA, O-D-T, PF, A TO BLK STL PTS. Rows include games against LEHIGH, BUFFALO, vs. Missouri, vs. Clemson, vs. N. Iowa, N. IOWA, N. DAKOTA ST., at Baylor, at Colorado, UTAH, WAKE FOREST, EASTERN WASH., PROVIDENCE, at Georgetown, ST. JOHN'S, at Villanova, at Butler, CREIGHTON, GEORGETOWN, at Cincinnati, at St. John's, SETON HALL, at Creighton, DEPAUL, VILLANOVA, at Providence, at Marquette, at Seton Hall, BUTLER, MARQUETTE, at DePaul, vs. DePaul, vs. Butler, vs. Creighton, vs. Maryland, vs. Florida State, vs. Arizona, vs. Gonzaga.

2015-16

Table with columns: TEAM, DATE, MIN, FG-FGA, 3FG-FGA, FT-FTA, O-D-T, PF, A TO BLK STL PTS. Rows include games against MIAMI, MISSOURI, at Michigan, N. KENTUCKY, vs. Alabama, vs. USC, vs. Dayton, W. KENTUCKY, WRIGHT STATE, CINCINNATI, AUBURN, at Wake Forest, at Villanova, BUTLER, at St. John's, DEPAUL, at Marquette, GEORGETOWN, SETON HALL, at Providence, at DePaul, ST. JOHN'S, MARQUETTE, at Creighton, at Butler, PROVIDENCE, at Georgetown, VILLANOVA, at Seton Hall, CREIGHTON, vs. Marquette, vs. Seton Hall, vs. Weber State, vs. Wisconsin.

2014-15

Table with columns: TEAM, DATE, MIN, FG-FGA, 3FG-FGA, FT-FTA, O-D-T, PF, A TO BLK STL PTS. Rows include games against NORTHERN ARZ., LBSU, STEPH. F. AUS., MURRAY STATE, vs. San Diego, vs. UTEP, vs. LBSU, ALABAMA, IUPUI, at Missouri, at Auburn, FCGU, GEORGETOWN, at DePaul, SETON HALL, at Butler, at Villanova, MARQUETTE, at Providence, DEPAUL, at Georgetown, at Seton Hall, CREIGHTON, PROVIDENCE, at Marquette, ST. JOHN'S, at Cincinnati, BUTLER, at St. John's, VILLANOVA, at Creighton, vs. Butler, vs. Georgetown, vs. Villanova, vs. Ole Miss, vs. Georgia State, vs. Arizona.

CAREER HIGHS AT XAVIER

Points – 40 at Cincinnati (January 26, 2017)

Field Goals Made – 12 at Cincinnati (January 26, 2017)

Field Goals Attempted – 19 vs. Northern Iowa (November 20, 2016)

3-Pt Field Goals Made – 9 at Cincinnati (January 26, 2017)

3-Pt Field Goals Attempted – 13 at Colorado (December 7, 2016)

Free Throws Made – 10 vs. Florida State (March 18, 2017)

Free Throws Attempted – 14 vs. Florida State (March 18, 2017)

Rebounds – 16 vs. Northern Kentucky (November 23, 2015)

Assists – 8 vs. Marquette (February 6, 2016)

Blocks – 3 at Providence (January 26, 2016)

Steals – 4 vs. Eastern Washington (December 20, 2016) and vs. Maryland (March 16, 2017)

Minutes – 40 six times, last vs. Butler (March 9, 2017)

BLUIETT'S CAREER NUMBERS AT XAVIER

Summary table with columns: Season, G/GS, Min/G, FG-FGA, Pct, 3FG-FGA, Pct, FT-FTA, Pct, Off, Def, Tot, Avg, PF, FO, A, TO, Blk, Stl, Pts, Avg. Rows include 2014-15, 2015-16, 2016-17, and TOTALS.





#11 BY THE NUMBERS

Malcolm Bernard	2016-17
Ed Bissmeyer	1946-48
Jay Canty	2010-11
Dee Davis	2012-15
Norman Grevey	1949-51
Chris Hall	1967-68
Ricky Jannott	1959-60
Stan Kimbrough	1985-89
Dave Lynch	1966-67
Leo McDermott	1960-62
Steve Poppe	1968-70
B.J. Raymond	2005-09
Angelo Smith	2002-04
Steve Thomas	1962-66



KEREM KANTER

6-10 | 240 | GRADUATE STUDENT
FORWARD
ISTANBUL, TURKEY
WILBRAHAM & MONSON ACADEMY (MASS.)
WISCONSIN-GREEN BAY



AS A MUSKETEER

Graduate transfer ... Versatile lefty has one year of eligibility remaining, which he will use this season.

AT WISCONSIN-GREEN BAY (2016-17)

Green Bay's second-leading scorer at 11.3 points per game and leading rebounder at 6.3 rebounds per game last season ... Played in 31 of UWGB's 32 games, starting 20 times, and helped the Phoenix to an 18-14 overall mark and a 12-6 record in Horizon League play ... Scored a career-high 23 points at Northern Kentucky on Feb. 9, 2017 and at Central Michigan on Dec. 6, 2016 ... Scored 20 straight points for his team in the second half of the game at CMU, earning the honor of being featured that night on ESPN SportsCenter ... Basketball coach: Linc Darner.

AT WISCONSIN-GREEN BAY (2015-16)

Played in 28 games as a sophomore, helping the Phoenix to a 23-12 mark, while winning the 2016 Horizon League Tournament Championship and a berth in the 2016 NCAA Tournament ... Notched double-figure scoring games four times, including a season-high 12 points twice ... Scored five points and made one 3-pointer in the NCAA Tournament game vs. Texas A&M ... Scored 10 points on 3-of-6 shooting with 5 rebounds in 12 minutes at Detroit on Feb. 11 ... Poured in 11 points in 12 minutes on 4-of-5 shooting, including 3-of-3 from the FT line at Northern Kentucky on Feb. 4 ... Basketball coach: Linc Darner.

AT WISCONSIN-GREEN BAY (2014-15)

Played in 19 games as a freshman, helping the Phoenix finish 24-9 overall and earn a trip to the 2015 NIT ... Basketball coach: Brian Wardle.

PRIOR TO WISCONSIN-GREEN BAY

Averaged 17.0 points and nine rebounds per game in 2013-14 at IMG Academy in Bradenton, Florida ... Shot 64.0 percent from the field... Attended Wilbraham & Monson Academy in Wilbraham, Mass. for the 2012-13 school year ... Was a key member of the Under-18 Turkish National Team, helping Turkey to the gold medal at the 2013 U18 European Championships in Riga, Latvia ... Scored a team-high 22 points in a semifinal win over Spain.

The Kanter File

- Full name: Kerem Kanter
- Nickname: K-Dot
- Birthdate/Birthplace: April 29, 1995 in Bursa, Turkey
- Parents: Mehmet and Gulsum Kanter
- Siblings: Enes, Betul and Ahmet; brother Enes plays in the NBA with the New York Knicks and played college ball at Kentucky
- Major: Working on a master's degree in sports administration; earned his undergraduate degree from Wisconsin-Green Bay
- Career goal outside basketball: Own a basketball team
- Shoe size: 15
- Hobbies: Ping Pong and chess; I also like to play soccer
- First trophy I won was for: Chess
- Something people may not know about me: I lived in Turkey until I was 15
- Quality I look for in friends and teammates: Unselfishness
- If I could live anywhere: Dubai
- Favorite place I have visited: Napoli, Italy; I'd really like to visit Rome





J.P. MACURA

6-5 | 203 | SENIOR

GUARD

LAKEVILLE, MINN.

LAKEVILLE NORTH HIGH SCHOOL

BIG EAST HONORS

2017-18 preseason All-BIG EAST Conference honorable mention ... 2015-16 BIG EAST Sixth Man Award winner.



AS A JUNIOR (2016-17)

The only Xavier player who started every game in the 2016-17 season ... Named to the five-member NCAA Tournament All-West Regional Team; averaged 13.0 points, 4.8 rebounds, 3.3 assists and 1.3 steals per game in the NCAA Tournament ... Second on the team and 16th in the BIG EAST in scoring for the season at 14.4 ppg., including a team-high 20-point game vs. Marquette on March 1 and a 22-point game vs. Creighton on March 10 (his sixth 20-point game of the season) ... Had a 22-point game at Seton Hall on Feb. 22, a 23-point game at Georgetown on Dec. 31 and a 20-point game vs. Georgetown on Jan. 22 ... Third on the team in assists at 2.9 apg., including a career-high seven vs. Villanova on Feb. 11 ... First on the team and ninth in the BIG EAST in steals at 1.4 spg. ... Has scored in double figures in 41 of his last 53 games, including 32 of his 38 games as a junior ... Scored in double figures in the last five games, including all four NCAA Tournament games ... Led the team in free-throw shooting at



78.5 percent, which ranked ninth in the BIG EAST ... Hit his first 20 free throw attempts of the season and 23 straight dating back to the 2015-16 season ... Named on the BIG EAST Conference Weekly Honor Roll on Nov. 21 after averaging 18.8 ppg. for XU's four wins in seven days ... Averaged a team-high 19.0 ppg. for Xavier three games in the Tire Pros Invitational Nov. 17-20, including a career-high 28 points on the strength of a career-high six 3-pointers to go with five assists and three steals in the win over Clemson on Nov. 18 ... Tire Pros Invitational All-Tournament Team.

1,000 POINT CLUB MEMBER

Scored a game-high 22 points on March 10 vs. Creighton, passing the 1,000-point mark for his career ... Now has 1,054 points, which ranks 48th on XU's all-time scoring list; another scoring year similar to his 546 points in 2016-17 should vault him into the top 15 in XU history.

AS A SOPHOMORE (2015-16)

Voted the 2015-16 BIG EAST Sixth Man Award winner by the BIG EAST coaches ... Provided high energy and 9.4 ppg ... 10.6 ppg. over the last 15 games on 48.6 percent shooting, including 41.2 percent from 3-point territory ... Scored in double figures in nine of the last 15 games and 16 for the season, including a team-high tying 19 points to go with three steals in the win over Villanova on Feb. 24 ... Hit 80.7 percent from the free-throw line, although didn't have enough attempts to be ranked in the BIG EAST Conference (would have been 10th) ... Scored 12 points to go with

#55 BY THE NUMBERS

Reggie Butler	1996-01
Jordan Crawford	2008-10
Eddie Johnson	1981-86
Paul Kobussen	1967-68
Bob Koester	1986-90
Chuck Kromer	1968-70
James Lacey	1965-67
John Stasio	1962-65
Jack Thobe	1959-62



four assists and two steals at Georgetown on Feb. 20, a season-high 20-point effort in 31 minutes of action vs. Marquette on Feb. 6 that included two clutch 3-pointers in the final four minutes ... Scored 12 points vs. St. John's on Feb. 3 and 10 points at Providence on Jan. 26 that included a clutch 3-pointer with 1:06 left that helped seal the win ... Had 12 points at DePaul on Jan. 30 ... Contributed 13 points to go with four rebounds, two assists and three steals vs. DePaul on Jan. 12 ... Had 12 points, five rebounds and two assists at Villanova on Dec. 31 ... Scored 14 points in the win over Alabama on Nov. 26 ... Came off the bench to score 17 points in 21 minutes vs. Miami (Ohio) in the season opener on Nov. 13, including 7-of-7 from the free-throw line ... 16 points, hitting 4-of-5 from the field and 7-of-7 from the free-throw line, vs. Missouri on Nov. 17.

SUMMER OF 2016

Took a trip overseas late in the summer of 2016 with some other collegiate student-athletes, playing five games combined in Germany, Belgium and the Netherlands.

AS A FRESHMAN (2014-15)

Scored eight points in just seven minutes of action, including 2-of-2 shooting from 3-point territory, on March 13 vs. Georgetown before being forced out of the game with an ankle injury ... Forced to sit out the BIG EAST Championship game but returned for the Ole Miss NCAA game on March 19 and hit two 3-pointers ... Recorded back-to-back double-figure scoring games for the



2016-17

TEAM	DATE	MIN	FG-FGA	3FG-FGA	FT-FTA	O-D-T	PF	A	TO	BLK	STL	PTS
LEHIGH	11/11	37	5-14	1-5	2-2	2-3-5	2	4	3	0	1	13
BUFFALO	11/14	30	4-11	0-2	10-10	2-0-2	1	3	0	1	1	18
vs. Missouri	11/17	42	6-14	1-7	6-6	3-2-5	2	5	2	0	2	19
vs. Clemson	11/18	38	10-18	6-11	2-2	1-3-4	3	5	2	1	3	28
vs. N. Iowa	11/20	32	3-9	2-5	2-3	0-4-4	4	1	2	0	3	10
N. IOWA	11/26	33	6-9	3-6	3-3	2-2-4	0	3	3	0	3	18
N. DAKOTA ST.	11/29	30	3-11	1-5	4-4	1-4-5	2	3	1	0	3	11
at Baylor	12/3	36	2-16	1-6	2-4	3-3-6	4	3	2	1	3	7
at Colorado	12/7	34	3-9	0-5	2-2	0-5-5	3	4	1	0	3	8
UTAH	12/10	35	6-11	5-7	1-2	0-1-1	1	0	1	0	0	18
WAKE FOREST	12/17	33	5-9	1-4	0-0	0-5-5	2	2	2	1	3	11
EASTERN WASH.	12/20	31	2-6	0-2	8-8	2-4-6	2	2	0	0	1	12
PROVIDENCE	12/28	25	4-6	2-3	1-1	1-4-5	4	3	0	0	0	11
at Georgetown	12/31	34	6-15	3-7	8-9	4-2-6	3	0	0	1	23	
ST. JOHN'S	1/7	25	5-11	0-3	4-7	0-4-4	2	1	0	0	1	14
at Villanova	1/10	21	4-10	2-6	0-1	0-0-0	3	0	2	0	2	10
at Butler	1/14	35	6-11	4-8	0-1	0-3-3	5	1	7	0	0	16
CREIGHTON	1/16	31	2-6	1-2	3-4	3-1-4	1	1	3	1	1	8
GEORGETOWN	1/22	34	5-8	0-2	10-14	3-2-5	3	4	2	0	3	20
at Cincinnati	1/26	35	4-11	3-7	2-2	2-5-7	3	2	2	0	2	13
at St. John's	1/29	25	4-7	0-2	6-8	1-1-2	4	0	4	0	0	14
SETON HALL	2/1	33	4-9	0-3	2-4	0-7-7	1	2	2	1	0	10
at Creighton	2/4	26	5-7	3-5	2-3	0-3-3	3	3	1	0	0	15
DEPAUL	2/8	34	3-7	0-2	7-7	3-4-7	1	6	5	0	1	13
VILLANOVA	2/11	40	5-16	3-8	4-4	1-3-4	1	7	1	0	1	17
at Providence	2/15	39	6-18	1-7	4-6	2-3-5	1	4	6	0	1	17
at Marquette	2/18	39	3-14	1-6	2-2	1-3-4	2	6	3	0	0	9
at Seton Hall	2/22	34	7-17	3-10	5-6	1-4-5	2	1	1	1	22	
BUTLER	2/26	31	5-8	2-4	5-7	0-3-3	4	3	2	0	2	17
MARQUETTE	3/1	40	7-17	2-8	4-5	1-4-5	3	5	2	0	2	20
at DePaul	3/4	31	4-10	1-3	0-0	2-3-5	3	3	3	0	1	9
vs. DePaul	3/8	36	5-11	3-5	0-0	1-2-3	1	6	2	0	3	13
vs. Butler	3/9	36	3-4	0-0	2-4	0-6-6	3	1	4	0	1	8
vs. Creighton	3/10	38	7-16	6-11	2-2	1-2-3	2	3	1	0	0	22
vs. Maryland	3/16	34	4-10	0-4	2-6	2-3-5	2	1	1	0	1	10
vs. Florida State	3/18	30	4-10	2-3	0-0	0-2-2	2	5	1	0	2	10
vs. Arizona	3/23	38	5-11	0-2	4-5	3-4-7	3	5	1	0	0	14
vs. Gonzaga	3/25	37	7-13	1-2	3-4	2-3-5	2	2	2	1	2	18

first time in his Xavier career with an 11-point game at Marquette on Feb. 10 and a 10-point game in the win over Providence on Feb. 7 ... Seventh on the team in scoring at 5.4 ppg. ... Made his first collegiate start at Villanova on Jan. 14 ... Connected on four 3-pointers on his way to 14 points at Villanova on Jan. 14 ... Scored 13 points in the win over Alabama on Dec. 6, hitting 4-of-5 from the field, including 2-of-3 3-pointers ... Hit three 3-pointers on his way to 17 points in just 13 minutes of action in the win over Long Beach State on Nov. 18 ... Scored all 11 of his points in the second half vs. San Diego on Nov. 27, while hitting all four of his shots, including three 3-pointers. In fact, all 11 of his points came in about a minute-and-a-half: between the 10:50 and 9:24 mark of the second half.

AT LAKEVILLE NORTH

2014 AP First Team All-State selection ... One of five finalists for Mr. Basketball in the state of Minnesota ... Averaged 32.2 points and 6.5 rebounds a game as a senior, while shooting 56.5 percent from the field and 81.1 percent from the free-throw line ... Led his team to a 27-5 overall record and the 2014 Class 4A State Championship; hit a deep game-winning buzzer-beater in one of the state playoff wins ... The school's all-time leading scorer with 1,811 points despite only playing two years on the varsity ... Scored a single-season school record 1,030 points as a senior, including a career-high and school record 55 points in a win over Farmington ... First Team All-Metro Selection as a junior and a senior by the *St. Paul Pioneer Press* and the *Minnesota Star-Tribune* ... Also a two-time First Team All-South Suburban League selection ... Averaged 26 points per game as a junior, earning 2013 AP Second Team All-State honors ... Basketball coach: John Oxtan.

CAREER HIGHS AT XAVIER

Points – 28 vs. Clemson (November 18, 2016)
Field Goals Made – 10 vs. Clemson (November 18, 2016)
Field Goals Attempted – 18 vs. Providence (February 15, 2017) and vs. Clemson (November 18, 2016)
3-Pt Field Goals Made – 6 vs. Creighton (March 10, 2017) and vs. Clemson (November 18, 2016)
3-Pt Field Goals Attempted – 11 vs. Creighton (March 10, 2017) and vs. Clemson (November 18, 2016)
Free Throws Made – 10 vs. Georgetown (January 22, 2017)

and vs. Buffalo (November 14, 2016)
Free Throws Attempted – 14 vs. Georgetown (January 22, 2017)
Rebounds – 7 five times, last vs. Arizona (March 23, 2017)
Assists – 7 vs. Villanova (February 11, 2017)
Blocks – 2 vs. Butler (February 21, 2015)
Steals – 5 vs. IUPUI (December 9, 2014)
Minutes – 42 vs. Missouri (November 17, 2016)

The Macura File

Full name: Jonathan Paul Macura
 Nickname: J.P.
 Birthdate/Birthplace: June 5, 1995 in Lakeville, Minn.
 Parents: Paul and Sue Ann Macura
 Siblings: David and Kari Anna
 Major: Communications
 Shoe size: 13

You'd be surprised to know: I can draw very well; you could call me an artist.

Favorite value I look for in others:
 Honesty

Favorite saying: "You miss 100 percent of the shots you don't take."

Favorite athlete: Steph Curry

Favorite sports memory: Beating Arizona in the 2017 West Regional Semifinal, avenging the loss my freshman year in a Regional Semifinal

I learned from my Dad: Never give up.

My first job: Referee

My inspiration: My grandpa



2015-16

TEAM	DATE	MIN	FG-FGA	3FG-FGA	FT-FTA	O-D-T	PF	A	TO	BLK	STL	PTS
MIAMI	11/13	21	4-9	2-4	7-7	4-0-4	1	1	0	0	1	17
MISSOURI	11/17	22	4-5	1-2	7-7	2-1-3	1	2	2	0	1	16
at Michigan	11/20	27	3-10	2-6	0-0	2-0-2	2	2	1	0	1	8
N. KENTUCKY	11/23	16	0-3	0-2	2-4	0-0-0	2	2	1	0	0	2
vs. Alabama	11/26	21	4-7	2-5	4-4	1-4-5	1	4	0	0	1	14
vs. USC	11/27	19	2-5	0-3	2-2	0-2-2	3	1	1	0	0	6
vs. Dayton	11/29	24	3-6	1-3	4-7	0-1-1	2	1	1	0	0	11
W. KENTUCKY	12/5	22	4-6	0-0	1-2	1-3-4	3	5	1	0	1	9
WRIGHT STATE	12/8	18	4-8	2-4	2-2	1-3-4	2	3	1	0	2	12
CINCINNATI	12/12	16	2-7	0-2	2-4	1-2-3	1	1	0	0	1	6
AUBURN	12/19	16	2-4	0-1	0-1	2-0-2	5	4	1	0	1	4
at Wake Forest	12/22	18	1-4	0-2	0-0	0-1-1	3	0	0	0	0	2
at Villanova	12/31	22	4-6	2-4	2-2	3-2-5	3	2	3	0	0	12
BUTLER	1/2	21	2-5	0-2	1-1	1-0-1	4	0	1	0	0	5
at St. John's	1/6	19	3-7	1-2	0-1	0-2-2	3	2	0	0	0	7
DEPAUL	1/12	24	5-6	1-2	2-2	2-2-4	1	2	1	0	3	13
at Marquette	1/16	26	3-8	0-3	1-1	0-0-0	2	4	2	0	0	7
GEORGETOWN	1/19	18	1-4	1-2	0-0	2-0-2	5	2	0	0	0	3
SETON HALL	1/23	26	3-9	1-4	0-0	3-0-3	3	2	1	0	3	7
at Providence	1/26	22	3-6	1-2	3-4	1-2-3	0	2	1	0	1	10
at DePaul	1/30	24	3-8	1-3	5-5	1-1-2	4	2	1	0	0	12
ST. JOHN'S	2/3	25	3-7	2-5	4-4	5-2-7	1	2	2	0	0	12
MARQUETTE	2/6	31	7-8	3-4	3-4	2-2-4	4	1	2	0	1	20
at Creighton	2/9	29	3-7	1-5	0-0	2-1-3	4	0	2	0	2	7
at Butler	2/13	25	5-8	3-5	0-0	0-2-2	0	2	1	0	1	13
PROVIDENCE	2/17	32	2-6	0-3	5-6	0-0-0	3	5	1	0	1	9
at Georgetown	2/20	23	5-7	0-2	2-2	2-0-2	1	4	1	0	2	12
VILLANOVA	2/24	25	8-14	2-3	1-1	1-0-1	1	0	0	1	3	19
at Seton Hall	2/28	24	2-9	1-4	1-2	1-1-2	5	1	1	0	4	6
CREIGHTON	3/5	25	1-6	1-3	2-2	1-3-4	2	4	1	0	1	5
vs. Marquette	3/10	20	4-8	3-5	1-2	2-1-3	2	2	2	0	1	12
vs. Seton Hall	3/11	29	3-8	1-3	3-4	4-1-5	5	1	2	0	3	10
vs. Weber State	3/18	19	2-3	1-1	0-0	1-1-2	0	1	0	0	1	5
vs. Wisconsin	3/20	24	3-6	1-3	0-0	0-1-1	2	2	1	0	1	7

2014-15

TEAM	DATE	MIN	FG-FGA	3FG-FGA	FT-FTA	O-D-T	PF	A	TO	BLK	STL	PTS
NORTHERN ARZ.	11/14	18	3-7	1-4	0-0	0-1-1	3	0	3	0	0	7
LBSU	11/18	13	5-9	3-7	4-5	0-2-2	1	1	1	1	0	17
STEPH. F. AUS.	11/21	11	3-6	0-1	1-1	0-2-2	1	1	1	0	0	7
MURRAY STATE	11/24	6	1-4	0-2	0-1	0-2-2	1	0	1	0	1	2
vs. San Diego	11/27	12	4-4	3-3	0-1	0-0-0	1	1	0	0	1	11
vs. UTEP	11/28	10	0-1	0-0	0-0	1-1-2	4	0	3	0	2	0
vs. LBSU	11/30	9	0-6	0-3	2-2	1-0-1	1	1	0	0	1	2
ALABAMA	12/6	13	4-5	2-3	3-3	1-0-1	0	2	0	0	2	13
IUPUI	12/9	15	2-6	1-3	3-4	1-0-1	1	0	2	0	5	8
at Missouri	12/13	13	2-4	0-1	2-2	1-3-4	3	0	2	0	1	6
at Auburn	12/20	DNP	-	-	-	-	-	-	-	-	-	-
FGCU	12/28	14	2-5	1-3	0-0	0-1-1	0	1	0	0	0	5
GEORGETOWN	12/31	13	0-2	0-2	0-0	1-0-1	1	0	0	0	1	0
at DePaul	1/3	14	2-5	1-2	1-1	1-0-1	1	0	0	0	1	6
SETON HALL	1/7	16	2-5	0-1	0-0	2-0-2	0	1	0	0	1	4
at Butler	1/10	11	0-4	0-2	0-0	0-0-0	3	1	0	0	0	0
at Villanova	1/14	23	5-10	4-8	0-0	1-3-4	4	1	1	0	0	14
MARQUETTE	1/17	9	1-2	1-2	0-0	0-1-1	2	0	2	0	0	3
at Providence	1/22	28	2-5	0-3	1-2	0-0-0	3	2	0	0	3	5
DEPAUL	1/24	16	2-5	0-3	6-6	0-2-2	1	0	0	0	0	10
at Georgetown	1/27	10	0-3	0-1	2-4	1-1-2	1	0	2	0	1	2
at Seton Hall	1/31	8	1-4	0-3	0-0	0-0-0	2	1	0	0	0	2
CREIGHTON	2/4	6	0-1	0-1	0-2	0-0-0	1	1	3	0	1	0
PROVIDENCE	2/7	21	4-10	1-7	1-1	0-2-2	1	2	0	0	1	10
at Marquette	2/10	25	4-8	3-6	0-0	1-2-3	1	1	0	0	3	11
ST. JOHN'S	2/14	16	2-5	1-3	0-1	1-3-4	2	1	1	0	0	5
at Cincinnati	2/18	14	1-2	1-2	0-0	0-0-0	3	1	1	0	0	3
BUTLER	2/21	17	2-4	2-4	2-2	0-0-0	2	0	2	2	0	8
at St. John's	2/23	9	0-0	0-0	0-0	0-1-1	0	0	1	0	0	0
VILLANOVA	2/28	16	2-3	2-3	0-0	0-0-0	2	1	1	0	0	6
vs. Creighton	3/7	9	1-1	1-1	2-2	2-0-2	2	0	1	0	0	5
vs. Butler	3/12	14	0-4	0-2	0-0	0-0-0	0	0	0	0	0	0
vs. Georgetown	3/13	7	2-2	2-2	2-2	0-0-0	0	0	0	0	0	8
vs. Villanova	3/14	DNP	-	-	-	-	-	-	-	-	-	-
vs. Ole Miss	3/19	10	2-4	2-4	0-0	0-0-0	1	0	1	0	0	6
vs. Georgia State	3/21	6	0-0	0-0	0-0	0-0-0	1	1	2	0	0	0
vs. Arizona	3/26	11	1-4	0-3	0-0	0-0-0	0	1	1	0	1	2

MACURA'S CAREER NUMBERS AT XAVIER

Season	G/GS	Min/G	FG-FGA	Pct	3FG-FGA	Pct	FT-FTA	Pct	Off	Def	Tot	Avg	PF	FO	A	TO	Blk	Stl	Pts	Avg
2014-15	35/3	463/13.2	62-150	.413	32-95	.337	32-42	.762	15	27	42	1.2	50	0	22	33	3	26	188	5.4
2015-16	34/4	773/22.7	108-230	.470	37-104	.356	67-83	.807	48	41	89	2.6	81	4	69	35	1	37	320	9.4
2016-17	38/38	1272/33.5	179-420	.426	64-188	.340	124-158	.785	50	117	167	4.4	90	1	110	77	8	54	546	14.4
TOTALS	107/45	2508/23.4	349-800	.436	133-387	.344	223-283	.788	113	185	298	2.8	221	5	201	145	12	117	1054	9.9



SEAN O'MARA

**6-10 | 244 | GRADUATE STUDENT
FORWARD
GLEN ELLYN, ILL.
BENET ACADEMY**

VALUABLE SUMMER EXPERIENCE

Part of a team of collegiate all-stars (USA East Coast) coached by Larry Brown that played in Madrid, Spain this summer against the National Teams of Japan, Venezuela, Mexico, and Senegal.

AS A JUNIOR (2016-17)

Xavier's third-leading scorer during the NCAA Tournament at 10.5 ppg., while hitting 65.0 percent (13-of-20) from the field ... Scored in double figures in the first two NCAA games, including a career-high 18 in the Maryland win on March 16 on 5-of-6 shooting to go with a game-high seven rebounds ... Contributed 11 points, five rebounds, three assists and three blocks in the Florida State win on March 18 ... Scored eight points, including the game-winner with 40 seconds left, against Arizona on March 23 ... 10 points and four rebounds in the Butler win on March 9 in the BIG EAST Tournament ... In fact, three of his nine double-figure scoring games came in the postseason ... Xavier was 8-1 in games when he scored double figures, including 3-0 in the postseason ... Scored 14 points to go with five rebounds and three blocks at Marquette on Feb. 18 ... Came up big in the Feb. 1 win over Seton Hall with 11 points and five rebounds in 14 minutes of action ... Came off the bench to contribute six points and six rebounds in 18 minutes vs. Georgetown on Jan. 22 and six points and six rebounds in 13 minutes at Villanova on Jan. 10 ... Had eight points and four rebounds in 13 minutes in the win at Georgetown on Dec. 31 ... Started eight games ... Contributed nine



#54 BY THE NUMBERS

Tom Compton	2000-04
Jay Eck	1970-73
Chuck Kromer	1968-70
James Lacey	1965-67
John Miller	1976-77
Mike Plunkett	1973-76
Tony Roehrich	1977-79
John Stasio	1962-65
Larry Sykes	1991-95
Jack Thobe	1959-62
Andre Walker	2011-12



double-figure scoring games ... Posted a 12-point game vs. North Dakota State on Nov. 29 ... Made his first career start as a Musketeer vs. Lehigh on Nov. 11, contributing 10 points to go with four rebounds, two assists and two steals in a career-high 25 minutes of action ... Scored 13 points on 5-of-7 shooting vs. Missouri on Nov. 17 and 10 points on 4-of-4 shooting vs. Clemson on Nov. 18 ... Shot 60.7 percent (88-of-145), including hitting all three of his shots vs. Providence on Dec. 28 on his way to eight points in 13 minutes and all three for six points in 13 minutes at Villanova on Jan. 10.

AS A SOPHOMORE (2015-16)

Played in 32 of Xavier's 34 games ... Scored two baskets in the NCAA game vs. Wisconsin on March 20 ... Contributed nine points on 4-of-4 shooting from the field vs. Seton Hall on Jan. 23 and nine points with three rebounds in the win over DePaul on Jan. 12. ... Scored 10 points in the win over Auburn on Dec. 19, while grabbing six rebounds ... Had big efforts in back-to-back games vs. Dayton on Nov. 29 and Western Kentucky on Dec. 5 ... Grabbed six rebounds in the win over Western Kentucky on Dec. 5 ... Scored a then-career-high nine points and grabbed five rebounds in the Dayton win on Nov. 29 ... Collected five points, three rebounds, a block and a steal vs. USC on Nov. 27 in nine minutes of action ... Contributed four points in six minutes vs. Alabama on Nov. 26 ... Averaged 6.0 ppg. and 2.7 rpg. in 9.3 minutes per game in XU's three games at the AdvoCare Invitational Nov. 26-29.

AS A FRESHMAN (2014-15)

Member of the 2014-15 BIG EAST Conference All-Academic Team ... Played in 25 games, including four points and two assists in the win at Marquette on Feb. 10 ... Played 11 key minutes in the Providence win on Feb. 7, hitting both of his shots from the field on his way to five points to go with three rebounds and two blocks ... Enjoyed arguably his best effort of the season on Dec. 6 vs. Alabama, contributing eight points in 10 minutes to help offset significant foul trouble on the Musketeer front line.

AT BENET ACADEMY

Played left tackle for one of the top football teams in Illinois ... 2014 Associated Press, Illinois Basketball Coaches Association and *Chicago Tribune* Class 4A First Team All-State ... 2014 *Chicago Sun Times* Second-Team All-State ... Led his team in rebounding in every game but one and averaged 23 points and 13 rebounds for the season, while leading his team to a 25-8 record and a Class 4A State Runner-Up finish ... Benet Academy lost in the final 48-46 to one of the nation's top 10 teams, Whitney Young ... Posted 28 double-doubles as a senior ... Posted five games of 30 points or more in his senior season, including consecutive 39-point games against Larkin and St. Viator and 36 against Marian Catholic ... Finished his career as the school's all-time leading scorer with 1,674 career points, while winning 102 games in four years on the varsity ... His teammates at Benet Academy included Frank Kaminsky (Charlotte Hornets) ... Basketball coach: Gene Heidkamp.



2016-17

TEAM	DATE	MIN	FG-FGA	3FG-FGA	FT-FTA	O-D-T	PF	A	TO	BLK	STL	PTS
LEHIGH	11/11	25	5-7	0-0	0-0	3-1-4	3	2	1	0	2	10
BUFFALO	11/14	16	1-5	0-0	2-2	1-2-3	4	2	0	0	0	4
vs. Missouri	11/17	25	5-7	0-0	3-4	2-3-5	1	0	0	1	1	13
vs. Clemson	11/18	12	4-4	0-0	2-2	1-1-2	4	0	2	0	0	10
vs. N. Iowa	11/20	11	0-1	0-0	0-0	1-2-3	2	0	2	0	1	0
N. IOWA	11/26	13	4-7	0-0	0-0	0-2-2	3	0	1	0	0	8
N. DAKOTA ST.	11/29	19	6-9	0-0	0-0	3-2-5	2	0	0	0	0	12
at Baylor	12/3	13	1-2	0-0	0-2	0-2-2	2	0	1	0	0	2
at Colorado	12/7	7	2-4	0-0	2-2	1-1-2	2	0	1	0	0	6
UTAH	12/10	7	0-3	0-0	1-2	2-1-3	0	1	0	0	0	1
WAKE FOREST	12/17	4	0-2	0-0	0-0	0-1-1	1	0	2	0	0	0
EASTERN WASH.	12/20	13	2-3	0-0	0-0	1-4-5	1	0	2	0	1	4
PROVIDENCE	12/28	13	3-3	0-0	2-3	0-3-3	2	0	1	0	1	8
at Georgetown	12/31	13	2-4	0-0	4-6	4-0-4	3	1	1	0	0	8
ST. JOHN'S	1/7	14	2-3	0-0	1-2	2-1-3	4	3	2	0	0	5
at Villanova	1/10	13	3-3	0-0	0-0	4-2-6	1	0	0	0	0	6
at Butler	1/14	11	2-3	0-0	2-4	0-1-1	1	0	0	0	0	6
CREIGHTON	1/16	10	3-5	0-0	0-0	1-0-1	3	1	2	0	0	6
GEORGETOWN	1/22	18	1-3	0-0	4-6	2-4-6	0	0	1	0	1	6
at Cincinnati	1/26	8	0-2	0-0	0-0	1-2-3	2	0	1	1	0	0
at St. John's	1/29	8	1-3	0-0	0-0	1-1-2	2	0	1	0	0	2
SETON HALL	2/1	14	5-7	0-0	1-2	2-3-5	2	1	0	0	1	11
at Creighton	2/4	8	0-0	0-0	0-0	0-0-0	1	0	1	0	0	0
DEPAUL	2/8	3	0-0	0-0	0-0	0-0-0	1	0	2	0	0	0
VILLANOVA	2/11	2	0-0	0-0	0-0	0-1-1	1	0	0	0	0	0
at Providence	2/15	12	2-3	0-0	0-1	0-1-1	1	0	1	0	0	4
at Marquette	2/18	20	5-8	0-0	4-6	3-2-5	0	1	0	3	1	14
at Seton Hall	2/22	18	2-2	0-0	0-0	1-2-3	3	1	0	0	0	4
BUTLER	2/26	17	3-5	0-0	1-2	2-3-5	2	1	1	0	1	7
MARQUETTE	3/1	7	1-3	0-0	3-4	0-0-0	0	0	1	0	0	5
at DePaul	3/4	7	1-2	0-0	0-0	1-0-1	0	1	0	0	0	2
vs. DePaul	3/8	17	3-3	0-0	2-3	2-1-3	2	0	2	1	0	8
vs. Butler	3/9	21	3-6	0-0	4-5	3-1-4	1	0	1	1	0	10
vs. Creighton	3/10	20	3-3	0-0	0-0	2-0-2	0	4	1	2	0	6
vs. Maryland	3/16	21	5-6	0-0	8-9	3-4-7	2	1	0	0	0	18
vs. Florida State	3/18	21	2-2	0-0	7-7	0-5-5	2	3	1	3	1	11
vs. Arizona	3/23	21	4-5	0-0	0-3	0-4-4	1	0	0	0	1	8
vs. Gonzaga	3/25	21	2-7	0-0	1-2	2-2-4	4	0	0	1	0	5

2015-16

TEAM	DATE	MIN	FG-FGA	3FG-FGA	FT-FTA	O-D-T	PF	A	TO	BLK	STL	PTS
MIAMI	11/13	2	0-0	0-0	0-0	0-1-1	1	0	0	0	0	0
MISSOURI	11/17	8	0-0	0-0	0-0	0-0-0	1	0	0	0	0	0
at Michigan	11/20	DNP	-	-	-	-	-	-	-	-	-	-
N. KENTUCKY	11/23	3	0-2	0-0	0-0	0-0-0	2	0	0	0	0	0
vs. Alabama	11/26	6	1-2	0-0	2-4	0-0-0	2	0	2	0	0	4
vs. USC	11/27	9	2-2	0-0	1-2	1-2-3	1	0	1	1	1	5
vs. Dayton	11/29	13	3-5	0-0	3-4	1-4-5	1	0	0	1	1	9
W. KENTUCKY	12/5	8	0-0	0-0	0-2	0-6-6	2	0	2	0	0	0
WRIGHT STATE	12/8	13	2-2	0-0	3-5	0-2-2	1	2	0	0	1	7
CINCINNATI	12/12	8	1-2	0-0	0-0	0-0-0	0	0	0	0	0	2



AUBURN	12/19	14	3-6	0-0	4-4	3-3-6	3	1	0	0	0	10
at Wake Forest	12/22	8	1-2	0-0	0-1	2-0-2	2	0	2	0	0	2
at Villanova	12/31	12	2-3	0-0	1-2	1-1-2	1	0	0	0	0	5
BUTLER	1/2	6	1-1	0-0	2-2	1-1-2	2	1	0	0	0	4
at St. John's	1/6	8	0-0	0-0	0-0	1-2-3	0	1	1	0	2	0
DEPAUL	1/12	13	2-3	0-0	5-6	2-1-3	3	1	1	0	0	9
at Marquette	1/16	5	0-0	0-0	0-0	0-0-0	1	0	0	0	0	0
GEORGETOWN	1/19	8	3-6	0-0	0-0	2-0-2	1	0	0	1	0	6
SETON HALL	1/23	9	4-4	0-0	1-2	0-2-2	0	0	0	2	1	9
at Providence	1/26	8	1-1	0-0	0-0	0-1-1	1	0	1	0	0	2
at DePaul	1/30	4	1-2	0-0	0-0	0-0-0	5	0	3	0	0	2
ST. JOHN'S	2/3	6	1-2	0-0	0-0	2-1-3	1	0	2	0	0	2
MARQUETTE	2/6	2	0-0	0-0	0-0	0-0-0	0	0	0	0	0	0
at Creighton	2/9	3	0-1	0-0	0-2	0-1-1	0	0	0	0	0	0
at Butler	2/13	7	2-3	0-0	0-0	0-2-2	1	0	0	0	0	4
PROVIDENCE	2/17	5	2-2	0-0	0-0	0-2-2	1	0	1	0	0	4
at Georgetown	2/20	6	1-1	0-0	0-2	0-0-0	1	0	0	0	0	2
VILLANOVA	2/24	DNP	-	-	-	-	-	-	-	-	-	-
at Seton Hall	2/28	4	1-3	0-0	0-0	1-1-2	1	1	0	1	0	2
CREIGHTON	3/5	2	0-0	0-0	0-0	0-1-1	0	0	0	0	0	0
vs. Marquette	3/10	11	3-5	0-0	0-0	2-2-4	0	0	1	0	0	6
vs. Seton Hall	3/11	6	0-2	0-0	2-2	0-2-2	1	1	0	1	0	2
vs. Weber State	3/18	2	0-0	0-0	0-0	0-1-1	1	0	1	0	0	0
vs. Wisconsin	3/20	6	2-2	0-0	0-0	0-2-2	1	0	0	0	0	4

CAREER HIGHS AT XAVIER

Points – 18 vs. Maryland (March 16, 2017)
Field Goals Made – 6 vs. North Dakota State (November 29, 2016)
Field Goals Attempted – 9 vs. North Dakota State (November 29, 2016)
3-Pt Field Goals Made – N/A
3-Pt Field Goals Attempted – N/A
Free Throws Made – 8 vs. Maryland (March 16, 2017)
Free Throws Attempted – 9 vs. Maryland (March 16, 2017)
Rebounds – 7 vs. Maryland (March 16, 2017)
Assists – 4 vs. Creighton (March 10, 2017)
Blocks – 3 vs. Florida State (March 18, 2017) and at Marquette (February 18, 2017)
Steals – 2 vs. Lehigh (November 11, 2016) and at St. John's (January 6, 2016)
Minutes – 25 vs. Missouri (November 17, 2016) and vs. Lehigh (November 11, 2016)

O'MARA'S CAREER NUMBERS AT XAVIER

Season	G/GS	Min/G	FG-FGA	Pct	3FG-FGA	Pct	FT-FTA	Pct	Off	Def	Tot	Avg	PF	FO	A	TO	Blk	Stl	Pts	Avg
2014-15	25/0	106/4.2	14-25	.560	0-0	.000	9-19	.474	9	8	17	.7	16	1	5	4	7	2	37	1.5
2015-16	32/0	225/7.0	39-64	.609	0-0	.000	24-40	.600	19	41	60	1.9	37	1	8	18	7	6	102	3.2
2016-17	38/8	523/13.8	88-145	.607	0-0	.000	54-79	.684	51	65	116	3.1	66	0	23	32	13	12	230	6.1
TOTALS	95-8	854/9.0	141-234	.603	0-0	.000	87-138	.630	79	114	193	2.0	119	2	36	54	27	20	369	3.9

The O'Mara File

Full name: Sean Riley O'Mara
 Nickname: Big Sean
 Birthdate/Birthplace: September 5, 1995 in Indianapolis, Ind.
 Parents: John and Kim O'Mara; both played basketball at Allegheny College in Meadville, Pa.
 Siblings: Shane
 Major: Graduated with a bachelor's degree in sports management; working on his master's degree in sports administration
 Shoe size: 17
 Hobby: Computer technology

I chose my jersey number: Because it was my Mom's number in college

Some things you may not know about me: I am awful at sports video games but I'm unbeatable at rock, paper, scissors.

You'd be surprised to know: I actually enjoy ice baths.

Most important thing I've learned since coming to Xavier: How to do laundry

Best thing about me as a player: I love contact

The most impressive person I've ever met: David West

Favorite Xavier class: Math

Thing I admire about Coach Mack: His intensity for the game

Biggest fear: Spiders

Favorite amusement park rides: All roller coasters


Favorite current athlete: Blake Griffin

Occupation goal when playing days are over: Own and run my own AAU facility



2014-15

TEAM	DATE	MIN	FG-FGA	3FG-FGA	FT-FTA	O-D-T	PF	A	TO	BLK	STL	PTS
NORTHERN ARZ.	11/14	6	1-1	0-0	1-1	0-0-0	5	0	0	0	0	3
LBSU	11/18	5	0-0	0-0	0-0	0-0-0	0	0	0	0	0	0
STEPH. F. AUS.	11/21	DNP	-	-	-	-	-	-	-	-	-	-
MURRAY STATE	11/24	12	3-4	0-0	1-4	3-1-4	0	0	0	0	0	7
vs. San Diego	11/27	2	0-0	0-0	0-0	0-0-0	0	0	0	0	0	0
vs. UTEP	11/28	2	0-0	0-0	0-0	0-1-1	0	0	0	0	0	0
vs. LBSU	11/30	DNP	-	-	-	-	-	-	-	-	-	-
ALABAMA	12/6	10	2-3	0-0	4-4	1-1-2	1	0	0	0	0	8
IUPUI	12/9	8	1-1	0-0	1-2	0-0-0	0	1	0	0	0	3
at Missouri	12/13	7	0-0	0-0	0-4	1-0-1	1	1	0	0	0	0
at Auburn	12/20	DNP	-	-	-	-	-	-	-	-	-	-
FGCU	12/28	6	2-3	0-0	0-0	1-1-2	3	0	1	1	1	4
GEORGETOWN	12/31	1	0-0	0-0	0-0	0-0-0	0	0	0	0	0	0
at DePaul	1/3	1	0-0	0-0	0-0	0-0-0	0	0	0	0	0	0
SETON HALL	1/7	1	0-0	0-0	0-0	0-0-0	0	0	0	0	0	0
at Butler	1/10	DNP	-	-	-	-	-	-	-	-	-	-
at Villanova	1/14	DNP	-	-	-	-	-	-	-	-	-	-
MARQUETTE	1/17	DNP	-	-	-	-	-	-	-	-	-	-
at Providence	1/22	2	0-0	0-0	0-0	0-0-0	0	0	0	0	0	0
DEPAUL	1/24	1	0-0	0-0	0-0	0-0-0	0	0	0	0	0	0
at Georgetown	1/27	0	0-0	0-0	0-0	0-0-0	0	0	0	0	0	0
at Seton Hall	1/31	DNP	-	-	-	-	-	-	-	-	-	-
CREIGHTON	2/4	DNP	-	-	-	-	-	-	-	-	-	-
PROVIDENCE	2/7	11	2-2	0-0	1-2	1-2-3	2	0	2	2	0	5
at Marquette	2/10	9	2-4	0-0	0-0	1-0-1	3	2	0	1	1	4
ST. JOHN'S	2/14	2	0-1	0-0	0-0	0-0-0	0	0	1	0	0	0
at Cincinnati	2/18	DNP	-	-	-	-	-	-	-	-	-	-
BUTLER	2/21	9	0-5	0-0	0-0	0-0-0	1	1	0	2	0	0
at St. John's	2/23	DNP	-	-	-	-	-	-	-	-	-	-
VILLANOVA	2/28	1	0-0	0-0	0-0	0-0-0	0	0	0	0	0	0
at Creighton	3/7	1	0-0	0-0	0-0	0-0-0	0	0	0	0	0	0
vs. Butler	3/12	2	0-0	0-0	0-0	0-0-0	0	0	0	0	0	0
vs. Georgetown	3/13	DNP	-	-	-	-	-	-	-	-	-	-
vs. Villanova	3/14	5	1-1	0-0	0-0	0-0-0	0	0	0	0	0	2
vs. Ole Miss	3/19	2	0-0	0-0	1-2	0-1-1	0	0	0	0	0	1
vs. Georgia State	3/21	0	0-0	0-0	0-0	0-0-0	0	0	0	1	0	0
vs. Arizona	3/26	DNP	-	-	-	-	-	-	-	-	-	-



KAISER GATES

6-8 | 228 | JUNIOR

FORWARD

ALPHARETTA, GA.

ST. FRANCIS HIGH SCHOOL



AS A SOPHOMORE (2016-17)

Xavier's fifth-leading scorer for the four games in the NCAA Tournament at 7.8 ppg., while hitting 52.4 percent from the field, including 43.8 percent from 3-point range ... Scored in double figures in the first two NCAA Tournament games, including an 11-point game vs. Maryland on March 16 and a 14-point game vs. Florida State on March 18 on 5-of-6 shooting, including a career-high tying four 3-pointers out of five attempts ... Started four games as a sophomore ... Grabbed a career-high and game-high 10 rebounds in the DePaul win on Feb. 8 ... Scored 13 points on the strength of 3-of-4 3-point shooting to go with a team-high eight rebounds vs. Seton Hall on Feb. 1 and grabbed a game-high nine rebounds at Creighton on Feb. 4 ... Grabbed nine rebounds vs. St. John's at MSG on Jan. 29 ... Made his first collegiate start at Cincinnati on Jan. 26 ... Scored a career-high 17 points in 27 minutes of action in the St. John's win on Jan. 7, hitting 6-of-8 from the field, including 4-of-6 3-pointers ... The four treys tied his career high ... 12 points on a career-high four 3-pointers in 23 minutes of action vs. Eastern Washington on Dec. 20 ... Did not play in the first five games while recovering from a preseason scope procedure on his left knee ... Contributed six points on 2-of-3 3-point shooting to go with three re-

bounds vs. North Dakota State on Nov. 29 ... Had five points and five rebounds in 19 minutes at Baylor on Dec. 3 and grabbed five more rebounds in 16 minutes of action at Colorado on Dec. 7.

AS A FRESHMAN (2015-16)

Earned 11.7 minutes per game for his last 10 games compared with 9.7 minutes per game for his first 20 ... Hit all three of his shots on his way to seven points in 10 minutes of action in the NCAA Tournament win over Weber State on March 18 ... Also came up big in 15 minutes vs. Creighton on March 5, grabbing a eight rebounds to go with a 11 points on 3-of-3 3-point shooting ... Grabbed seven rebounds to go with five points and two assists in 17 minutes in the Villanova win on Feb. 24 ... Scored 11 points vs. DePaul on Jan. 12 ... 10 points vs. Butler on Jan. 2 to go with five rebounds; hit 2-of-3 from 3-point range.

AT ST. FRANCIS HIGH SCHOOL

As a senior, he led St. Francis to a 29-5 record and the 2015 Georgia Class A Private School Championship, a second straight state title ... Averaged 14.0 points, 7.5 rebounds and 3.9 assists as a senior, including 23 points in the 96-81 victory over Greenforest Christian in the state final ... Basketball coach: Drew Catlett.



#22 BY THE NUMBERS

John Albrinck	1956-57
Landen Amos	2012-14
Perry Ashley	1968-70
Huck Budde	1951-53
Tim Chadwell	1979-80
Tim Deardorff	1972-73
Jamie Gladden	1989-93
Brad Graff	1970-72
Albert Howe	1936-37
Andre Johnson	1999-02
Edward Kluska	1939-40
Jamel McLean	2007-11
Bill Middendorf	1957-59
Roy Neary	1937-39
Ron Nicolai	1959-61
Mike Ramey	1985-89
Brandon Rice	2004-06
Dick Schneider	1953-54



The Gates File

Full name: Kaiser Evan Bray-Gates

Nickname: KG

Birthdate/Birthplace: November 8, 1996 in Atlanta, Ga.

Parents: David and Necia Gates

Something you may not know about my family: I am not musically talented but both of my parents worked in the music industry. Mother Necia, who now runs a kale chips business and is known as "The Queen of Kale," was part of the group For Real that had a platinum single (Love Will Be Waiting At Home) on the sound track to the movie Waiting to Exhale. Father David is the former vice president of Atlanta-based Rowdy Records who has worked with R&B acts like TLC and Monica.

Dad's Ohio connection: Father grew up in Dayton, Ohio, and has relatives living in Middletown, Ohio.

Siblings: Zoryn and Kaz

Major: Sports Management

Shoe size: 16

Career goal outside basketball: Something in sports marketing.

Best birthday gift that I received: A go-cart

Favorite NBA player: Kevin Durant

2016-17

TEAM	DATE	MIN	FG-FGA	3FG-FGA	FT-FTA	O-D-T	PF	A	TO	BLK	STL	PTS
LEHIGH	11/11	DNP	-	-	-	-	-	-	-	-	-	-
BUFFALO	11/14	DNP	-	-	-	-	-	-	-	-	-	-
vs. Missouri	11/17	DNP	-	-	-	-	-	-	-	-	-	-
vs. Clemson	11/18	DNP	-	-	-	-	-	-	-	-	-	-
vs. N. Iowa	11/20	DNP	-	-	-	-	-	-	-	-	-	-
N. IOWA	11/26	11	0-1	0-0	1-1-2	3	0	0	1	0	0	0
N. DAKOTA ST.	11/29	14	2-3	2-3	0-0	1-2-3	1	0	1	0	0	6
at Baylor	12/3	19	2-7	1-6	0-1	1-4-5	2	0	2	0	0	5
at Colorado	12/7	16	0-5	0-4	0-0	1-4-5	1	0	0	1	0	0
UTAH	12/10	14	1-2	1-1	1-2	0-0-0	2	2	0	1	0	4
WAKE FOREST	12/17	16	1-3	0-2	0-1	2-2-4	3	1	0	0	2	2
EASTERN WASH.	12/20	23	4-8	4-7	0-0	1-2-3	0	0	0	0	0	12
PROVIDENCE	12/28	21	1-2	1-2	0-0	0-3-3	1	1	1	0	1	3
at Georgetown	12/31	18	2-4	1-3	1-2	1-1-2	2	1	0	0	0	6
ST. JOHN'S	1/7	27	6-8	4-6	1-1	1-4-5	0	2	0	0	1	17
at Villanova	1/10	24	2-7	1-6	2-2	1-2-3	4	0	1	0	0	7
at Butler	1/14	16	1-3	1-3	0-0	0-1-1	2	0	2	0	1	3
CREIGHTON	1/16	24	3-8	1-4	2-2	2-5-7	1	0	0	1	9	
GEORGETOWN	1/22	17	1-4	1-3	1-2	0-2-2	4	0	1	0	0	4
at Cincinnati	1/26	18	1-5	1-4	0-0	1-1-2	3	0	0	0	0	3
at St. John's	1/29	19	0-4	0-3	2-2	3-6-9	3	0	0	0	2	2
SETON HALL	2/1	31	4-5	3-4	2-2	2-6-8	1	1	0	1	0	13
at Creighton	2/4	23	2-7	1-3	4-4	1-8-9	3	1	0	0	0	9
DEPAUL	2/8	22	1-6	1-4	0-2	2-8-10	2	1	1	0	2	3
VILLANOVA	2/11	31	2-6	1-4	0-0	5-2-7	2	1	0	0	1	5
at Providence	2/15	18	2-6	1-2	0-0	3-1-4	3	1	2	0	0	5
at Marquette	2/18	35	4-8	1-5	2-2	1-6-7	1	0	1	0	0	11
at Seton Hall	2/22	32	1-3	1-2	4-5	1-6-7	3	2	2	0	0	7
BUTLER	2/26	26	2-6	1-4	0-0	0-2-2	1	0	0	0	0	5
MARQUETTE	3/1	17	1-1	1-1	2-3	0-0-0	4	3	5	1	1	5
at DePaul	3/4	21	3-9	1-5	0-0	3-0-3	1	1	0	0	2	7
vs. DePaul	3/8	20	3-6	2-5	0-0	1-2-3	0	0	0	0	0	8
vs. Butler	3/9	12	0-3	0-3	0-0	0-0-0	0	0	1	0	0	0
vs. Creighton	3/10	11	0-2	0-2	0-0	0-1-1	2	0	0	1	1	0
vs. Maryland	3/16	24	4-7	3-6	0-0	0-1-1	1	1	1	0	1	11
vs. Florida State	3/18	30	5-6	4-5	0-0	0-5-5	1	2	1	0	0	14
vs. Arizona	3/23	19	1-3	0-2	1-1	0-3-3	0	1	0	0	0	3
vs. Gonzaga	3/25	23	1-5	0-3	1-2	2-5-7	3	0	0	0	0	3

2015-16

TEAM	DATE	MIN	FG-FGA	3FG-FGA	FT-FTA	O-D-T	PF	A	TO	BLK	STL	PTS
MIAMI	11/13	10	0-4	0-3	4-6	3-1-4	2	0	0	1	0	4
MISSOURI	11/17	DNP	-	-	-	-	-	-	-	-	-	-
at Michigan	11/20	DNP	-	-	-	-	-	-	-	-	-	-
N. KENTUCKY	11/23	3	0-1	0-1	0-0	0-1-1	1	0	1	0	0	0
vs. Alabama	11/26	4	0-1	0-1	0-0	1-2-3	1	0	1	0	0	0
vs. USC	11/27	3	2-2	1-1	0-0	0-0-0	0	0	0	0	0	5
vs. Dayton	11/29	3	0-0	0-0	2-2	1-0-1	0	0	0	0	1	2
W. KENTUCKY	12/5	10	1-2	1-2	1-2	0-3-3	0	0	0	0	1	4
WRIGHT STATE	12/8	14	0-3	0-1	0-0	3-3-6	1	1	1	0	0	0
CINCINNATI	12/12	DNP	-	-	-	-	-	-	-	-	-	-
AUBURN	12/19	10	1-1	0-0	1-1	0-1-1	2	0	0	0	1	3
at Wake Forest	12/22	DNP	-	-	-	-	-	-	-	-	-	-
at Villanova	12/31	12	1-4	1-4	0-0	0-0-0	4	0	0	0	1	3
BUTLER	1/2	12	2-3	2-3	4-4	1-4-5	2	0	1	1	0	10
at St. John's	1/6	12	0-2	0-2	0-0	0-1-1	2	0	2	0	1	0
DEPAUL	1/12	16	4-6	2-3	1-3	0-4-4	4	0	1	1	0	11
at Marquette	1/16	18	2-2	0-0	1-2	1-5-6	1	1	0	0	0	5
GEORGETOWN	1/19	13	0-3	0-2	0-0	0-0-0	0	1	0	0	0	0
SETON HALL	1/23	9	0-1	0-0	0-1	2-3-5	1	0	1	0	1	0
at Providence	1/26	4	0-0	0-0	0-0	0-0-0	2	0	0	0	0	0
at DePaul	1/30	14	1-3	0-0	0-0	1-2-3	2	0	2	0	0	2
ST. JOHN'S	2/3	7	1-4	0-3	0-0	0-1-1	2	0	0	0	0	2
MARQUETTE	2/6	11	2-3	1-2	0-0	1-1-2	2	0	0	0	0	5
at Creighton	2/9	9	1-1	0-0	0-2	2-0-2	2	0	0	0	0	2
at Butler	2/13	15	2-3	1-2	2-4	1-1-2	1	0	0	1	1	7
PROVIDENCE	2/17	13	0-2	0-1	0-0	1-2-3	3	0	1	1	0	0
at Georgetown	2/20	12	0-1	0-1	2-2	0-2-2	3	0	0	0	0	2
VILLANOVA	2/24	17	1-1	0-0	3-7	2-5-7	2	2	0	0	1	5
at Seton Hall	2/28	2	1-2	0-0	0-2	0-0-0	0	0	1	0	0	2
CREIGHTON	3/5	15	3-3	3-3	2-2	0-8-8	2	0	0	0	0	11
vs. Marquette	3/10	15	1-2	0-1	0-0	1-1-2	3	0	0	1	0	2
vs. Seton Hall	3/11	11	0-4	0-2	1-2	2-1-3	2	0	1	1	1	1
vs. Weber State	3/18	10	3-3	1-1	0-0	1-0-1	2	0	0	0	1	7
vs. Wisconsin	3/20	7	0-0	0-0	1-2	0-2-2	2	0	0	0	1	1



CAREER HIGHS AT XAVIER

Points – 17 vs. St. John's (January 7, 2017)
 Field Goals Made – 6 vs. St. John's (January 7, 2017)
 Field Goals Attempted – 9 at DePaul (March 4, 2017)
 3-Pt Field Goals Made – 4 three times, last vs. Florida State (March 18, 2017)
 3-Pt Field Goals Attempted – 7 vs. Eastern Washington (December 20, 2016)
 Free Throws Made – 4 four times, last at Seton Hall (February 22, 2017)

Free Throws Attempted – 7 vs. Villanova (February 24, 2016)
 Rebounds – 10 vs. DePaul (February 8, 2017)
 Assists – 3 vs. Marquette (March 1, 2017)
 Blocks – 1 12 times, last vs. Creighton (March 10, 2017)
 Steals – 2 three times, last at DePaul (March 4, 2017)
 Minutes – 35 at Marquette (February 18, 2017)

GATES' CAREER NUMBERS AT XAVIER

Season	G/GS	Min/G	FG-FGA	Pct	3FG-FGA	Pct	FT-FTA	Pct	Off	Def	Tot	Avg	PF	FO	A	TO	Blk	Stl	Pts	Avg
2015-16	30/0	311/10.4	29-67	.433	13-39	.333	25-44	.568	24	54	78	2.6	51	0	5	13	7	11	96	3.2
2016-17	33/4	692/21.0	63-163	.387	40-118	.339	26-36	.722	37	96	133	4.0	60	0	22	22	5	15	192	5.8
TOTALS	63/4	1003/15.9	92-230	.400	53-157	.338	51-80	.638	61	150	211	3.3	111	0	27	35	12	26	288	4.6





#3 BY THE NUMBERS

Ashanti Burgess	2015-16
Justin Cage	2003-07
O'Neil Cooper	2011-12
Kevin Frey	1998-02
Jim Kartholl	1947-50
Pat Kelsey	1995-98
Brandon Randolph	2013-15
Joe Schuessler	2012-13
Tom Simms	1950-51
Brian Walsh	2008-10
John Wieth	1933-34



**QUENTIN
GOODIN**

**6-4 | 194 | SOPHOMORE
GUARD**

**CAMPBELLSVILLE, KY.
TAYLOR COUNTY HIGH SCHOOL**



AS A FRESHMAN (2016-17)

Averaged 5.3 apg. after taking over the starting point guard role over the final 17 games of the season, including a career-high and Xavier NCAA Tournament record-tying nine assists in the NCAA First Round win over Maryland ... Dished eight assists at Seton Hall on Feb. 22, at Marquette on Feb. 18 and vs. DePaul on Feb. 8 ... Scored 11 points vs. Creighton on March 10 in the BIG EAST Tournament ... Sixth in the BIG EAST in assists at 3.4 apg. and fifth in assist/turnover ratio (1.8) for all games ... Second in the BIG EAST in assist/turnover ratio for league games at 2.2 and fourth in assists at 3.8 apg. ... 15 points, five assists and a career-high five steals at Creighton on Feb. 4 ... Had seven assists in the Feb. 1 win over Seton Hall ... Career-high 16 points to go with two assists in the win over St. John's on Jan. 29 ... Contributed seven points and six assists with only one turnover in 15 minutes off the bench at Cincinnati on Jan. 26 ... Made his first collegiate start vs. Creighton on Jan. 16 ... Dished off six assists in the Eastern Washington win on Dec. 20 ... Scored 11 points on 3-of-3 shooting, including a 3-pointer, to go with four assists vs. Buffalo on Nov. 14 ... Contributed six points and three rebounds vs. Northern Iowa on Nov. 20, including a pair of big second-half baskets ... Averaged 35.5 minutes over the last 17 games (all starts), including a career-high 40 vs. Villanova on Feb. 11 and 39 in four other games.

AT TAYLOR COUNTY

Consensus four-star recruit ... 2016 Gatorade State Boys Basketball Player of the Year in Ken-

tucky ... 2016 Associated Press Player of the Year in the state as well ... Four-Time All-State selection, including First Team as a junior and a senior (2015 and 2016) ... Four-time All-District honoree ... 2016 Kentucky Derby Classic Invitee ... 2016 McDonald's All-American nominee ... Averaged 22.9 points and 7.9 rebounds per game for Taylor County, while shooting 47 percent from the field and 72 percent from the free-throw line ... Team finished 25-9 and returned to the Sweet 16 ... Earned First Team All-State honors as a junior after averaging 21.3 points and 6.2 rebounds per game in helping Taylor County reach the Sweet 16 for the first time since 1983 ... 2015 Adidas All-American and 2015 Under Armour All-American camp invitations ... Finished his career as the all-time leading scorer at Taylor County High School with 2,968 points and a 24.2 ppg. career average ... 773 rebounds (8.1 rpg.), 629 assists (4.1 apg.) and 325 steals (2.7 spg.) during his impressive four-year career ... Basketball coach: Richard Gatewood, who is now the head coach at 22 Feet Academy, a program in Greenville, South Carolina.

HIGHLY-RANKED

All of the major scouting services had him ranked as the top player in the state of Kentucky ... Also garnered top 100 national rankings from 247, Rivals and ESPN ... Participated in the 2015 NBPA Top 100 Camp and was selected to the USA Basketball Men's Developmental National Team in 2014 and 2013 ... 2014 Nike Top 100 Camp ... Played with the 17-under St. Louis Eagles of the Nike Elite Youth Basketball League (EYBL).

The Goodin File

- Full name: Quentin Emmanuel Goodin
- Nickname: Q or QQ
- Birthdate/Birthplace: September 3, 1997 in Campbellsville, Ky.
- Parents: Chris and LaQuita Goodin
- Sibling: Tre
- Major: Exploratory but likely communications or sports management
- Shoe size: 13
- Favorite color: Navy blue
- Favorite athlete: LeBron James
- Most famous person I've ever met: John Wall
- Favorite Coach Mack saying: "There is always something to get better at."
- Other than my parents, the biggest influence in my life: My brother Tre; my entire family inspires me.
- Mom's advice: "Make smart decisions."
- Favorite sports commentator: Charles Barkley
- Team I look forward to playing the most: Villanova; I'd love to see us add Kentucky.

2016-17

TEAM	DATE	MIN	FG-FGA	3FG-FGA	FT-FTA	O-D-T	PF	A	TO	BLK	STL	PTS
LEHIGH	11/11	16	1-4	0-2	0-0	1-0-1	2	2	2	0	1	2
BUFFALO	11/14	24	3-3	1-1	4-8	0-1-1	2	4	2	0	0	11
vs. Missouri	11/17	20	0-3	0-1	2-2	0-1-1	0	2	1	0	0	2
vs. Clemson	11/18	10	0-0	0-0	0-0	0-1-1	3	2	3	0	2	0
vs. N. Iowa	11/20	18	3-4	0-1	0-1	0-3-3	0	1	0	0	1	6
N. IOWA	11/26	18	3-4	1-2	0-0	0-3-3	1	0	1	0	0	7
N. DAKOTA ST.	11/29	21	3-4	1-1	0-2	0-0-0	0	1	0	1	1	7
at Baylor	12/3	9	0-0	0-0	0-0	1-0-1	0	2	2	0	0	0
at Colorado	12/7	14	0-3	0-0	0-0	0-2-2	2	1	2	1	1	0
UTAH	12/10	14	1-3	0-1	0-0	0-2-2	1	3	3	0	1	2
WAKE FOREST	12/17	12	0-0	0-0	0-0	0-1-1	1	2	2	0	1	0
EASTERN WASH.	12/20	18	1-2	0-1	2-3	0-0-0	3	6	2	1	1	4
PROVIDENCE	12/28	18	2-5	0-1	0-0	0-2-2	1	1	2	0	1	4
at Georgetown	12/31	7	0-2	0-0	0-0	0-0-0	2	0	0	0	0	0
ST. JOHN'S	1/7	20	1-2	0-1	2-5	0-3-3	0	3	0	0	2	4
at Villanova	1/10	13	0-1	0-1	0-0	0-1-1	2	1	0	0	0	0
at Butler	1/14	3	0-0	0-0	1-2	0-0-0	1	0	0	0	0	1
CREIGHTON	1/16	5	0-2	0-0	0-0	0-0-0	1	1	1	0	1	0
GEORGETOWN	1/22	12	0-3	0-0	0-1	0-3-3	0	1	1	0	2	0
at Cincinnati	1/26	15	2-5	1-1	2-2	0-0-0	2	6	1	0	0	7
at St. John's	1/29	25	4-5	1-1	7-9	0-1-1	4	2	1	0	1	16
SETON HALL	2/1	35	2-11	0-2	4-7	0-1-1	2	7	3	2	1	8
at Creighton	2/4	38	5-17	4-7	1-4	1-2-3	2	5	2	0	5	15
DEPAUL	2/8	29	2-6	0-1	1-2	0-1-1	4	8	2	0	1	5
VILLANOVA	2/11	40	1-14	0-4	1-2	0-6-6	3	6	2	0	0	3
at Providence	2/15	39	3-7	1-2	1-3	0-5-5	4	3	4	0	2	8
at Marquette	2/18	32	0-7	0-4	0-0	0-1-1	5	8	2	0	3	0
at Seton Hall	2/22	35	2-6	0-2	0-0	0-1-1	4	8	2	0	0	4
BUTLER	2/26	34	4-10	0-2	3-4	1-5-6	4	7	6	0	0	11
MARQUETTE	3/1	35	2-6	0-0	1-1	1-3-4	3	5	1	0	0	5
at DePaul	3/4	38	3-8	1-3	1-2	0-2-2	2	3	2	0	2	8
vs. DePaul	3/8	36	6-8	0-2	1-3	0-2-2	4	3	2	0	0	13
vs. Butler	3/9	34	2-6	0-1	1-1	0-2-2	2	1	2	0	1	5
vs. Creighton	3/10	39	5-11	1-2	0-0	0-4-4	1	4	4	0	2	11
vs. Maryland	3/16	39	3-7	0-1	3-3	1-4-5	3	9	5	0	0	9
vs. Florida State	3/18	34	2-8	1-1	1-3	0-1-1	4	5	2	0	1	6
vs. Arizona	3/23	39	1-5	0-1	0-0	0-2-2	3	6	3	1	0	2
vs. Gonzaga	3/25	28	3-8	0-1	3-3	0-5-5	2	2	4	0	0	9



CAREER HIGHS AT XAVIER

- Points** – 16 at St. John's (January 29, 2017)
- Field Goals Made** – 6 vs. DePaul (March 8, 2017)
- Field Goals Attempted** – 17 at Creighton (February 4, 2017)
- 3-Pt Field Goals Made** – 4 at Creighton (February 4, 2017)
- 3-Pt Field Goals Attempted** – 7 at Creighton (February 4, 2017)
- Free Throws Made** – 7 at St. John's (January 29, 2017)
- Free Throws Attempted** – 9 at St. John's (January 29, 2017)
- Rebounds** – 6 vs. Villanova (February 11, 2017) and vs. Butler (February 26, 2017)
- Assists** – 9 vs. Maryland (March 16, 2017)
- Blocks** – 2 vs. Seton Hall (February 1, 2017)
- Steals** – 5 at Creighton (February 4, 2017)
- Minutes** – 40 vs. Villanova (February 11, 2017)

GOODIN'S CAREER NUMBERS AT XAVIER

Season	G/GS	Min/G	FG-FGA	Pct	3FG-FGA	Pct	FT-FTA	Pct	Off	Def	Tot	Avg	PF	FO	A	TO	Blk	Stl	Pts	Avg
2016-17	38-18	916/24.1	70-200	.350	13-51	.255	42-73	.575	6	71	77	2.0	80	1	131	74	6	34	195	5.1
TOTALS	38-18	916/24.1	70-200	.350	13-51	.255	42-73	.575	6	71	77	2.0	80	1	131	74	6	34	195	5.1





TYRIQUE JONES

6-9 | 242 | SOPHOMORE

FORWARD

BLOOMFIELD, CONN.

BLOOMFIELD HIGH SCHOOL

VERMONT ACADEMY

AS A FRESHMAN (2016-17)

Started 13 games, including all four NCAA Tournament games ... Scored 13 points on 6-of-7 shooting in the NCAA Second Round win over Florida State on March 18 ... Second on the team in offensive rebounding at 1.6 rpg., which ranked 14th in the BIG EAST despite logging 11.0 minutes per game ... Posted a 13-point game at Marquette on 6-of-8 shooting ... Hit 44 of his last 62 shots from the field (71.0 percent) over his last 15 games ... Hit 8-8 from the field at Creighton on Feb. 4 for a career-high 16 points, equaling the best single-game field goal percentage effort by a Musketeer in over 20 years ... The last time someone did better was then-junior Torraye Braggs, who hit 9-9 vs. Western Kentucky on Nov. 23, 1996 ... Grabbed six rebounds in 16 minutes in his first collegiate start at St. John's on Jan. 29 ... Played well at Cincinnati on Jan. 26 with six points, five rebounds and an assist in 12 minutes ... Named by college basketball expert Jon Rothstein as one of the top "Under the Radar" freshmen ... Posted his first career double-figure scoring game vs. St. John's on Jan. 7, contributing 10 points to go with five rebounds and two blocks ... Scored nine points to go with four rebounds and two blocks in the Eastern Washington win on Dec. 20 ... Had a pair of big offensive rebounds and put-back slams in the Utah win on Dec. 10 ... Grabbed a game-high 11 rebounds to go with six points and two blocks, while taking a pair of charges on defense, in the win over Buffalo on Nov. 14.



AT VERMONT ACADEMY

Averaged 19.8 points, 9.7 rebounds, 2.2 blocks, 1.5 steals and 1.7 assists per game at Vermont Academy, his postgraduate season, while shooting 61 percent from the field and 74 percent from the free-throw line ... 2015-16 Class AA All-NEPSAC First Team honors as he led his team to a 27-5 record and won the New England Prep School Athletic Conference (NEPSAC) Championship game for the first time in school history ... As a senior in the 2014-15 season at Vermont Academy, averaged 13.2 points and 7.6 rebounds per game while earning Class AA All-NEPSAC Second Team honors and leading Vermont Academy to a 24-7 record and the Class AA NEPSAC Finals ... Basketball coach: Alex Popp.

BEFORE VERMONT ACADEMY

First Team All-State (*Hartford Courant*) in his final of three seasons at Bloomfield High before attending Vermont Academy ... 10.6 points, 8.4 rebounds and 3.1 blocks per game as a junior, leading his team to the Class S State Semifinals.

HIGHLY RANKED

ESPN and Scout.com four-star recruit ... Part of the ESPN 100 ... Jordan Brand All-Regional Game selection ... Played AAU Basketball with the New York Rens (Adidas Gauntlet Circuit under coach Andy Borman) and Expressions Elite (Nike Elite Youth Basketball League under coach Todd Quarles) ... Won the Adidas Gauntlet Finale with the New York Rens in Atlanta, Ga. ... A 2014 Reebok All-American camp invitee and a 2015 Adidas All-American camp invitee.

#0 BY THE NUMBERS

Larry Austin Jr.	2014-16
Lionel Chalmers	1999-04
Semaj Christon	2012-14
Dee Davis	2011-12



The Jones File

Full name: Tyrique Daniel Jones

Nickname: Ty, Rique

Birthdate/Birthplace: May 3, 1997 in Hartford, Conn.

Parents: Petronia Bailey and the late Lester Jones

Sibling: Dajoun

Major: Exploratory

Shoe size: 15

Something people probably don't know about my family: They are from Jamaica

Favorite food: Jamaican food

Least favorite food: I don't have one. I'll try anything.

Career goal outside basketball: Own my own shoe store.

Mom's advice: "Do your best and God will do the rest."

Favorite team: Any team that LeBron James is on

When I was younger: I tried to be like Dwight Howard on the court.

Great sports memory you probably didn't know: I had a 94-yard interception TD run.

TYRIQUE JONES

2016-17

TEAM	DATE	MIN	FG-FGA	3FG-FGA	FT-FTA	O-D-T	PF	A	TO	BLK	STL	PTS
LEHIGH	11/11	8	0-0	0-0	0-0	0-1-1	3	0	1	1	1	0
BUFFALO	11/14	21	2-6	0-0	2-4	0-11-11	0	1	1	2	1	6
vs. Missouri	11/17	9	0-2	0-0	0-0	3-1-4	5	1	0	1	0	0
vs. Clemson	11/18	12	1-1	0-0	0-0	1-1-2	4	0	1	0	0	2
vs. N. Iowa	11/20	10	2-3	0-0	0-0	2-1-3	3	0	1	0	0	4
N. IOWA	11/26	11	3-4	0-0	0-0	5-1-6	4	1	1	0	0	6
N. DAKOTA ST.	11/29	17	1-3	0-0	0-0	1-3-4	1	0	0	1	0	2
at Baylor	12/3	9	1-4	0-0	0-2	5-0-5	1	0	2	1	0	2
at Colorado	12/7	6	0-0	0-0	0-2	0-0-0	2	0	1	0	0	0
UTAH	12/10	4	2-2	0-0	0-0	2-0-2	1	0	0	0	0	4
WAKE FOREST	12/17	11	1-3	0-0	0-0	0-3-3	2	0	0	0	0	2
EASTERN WASH.	12/20	10	3-5	0-0	3-4	4-0-4	4	1	0	2	1	9
PROVIDENCE	12/28	9	1-1	0-0	0-0	3-1-4	2	2	1	0	0	2
at Georgetown	12/31	2	0-0	0-0	0-0	0-0-0	2	0	1	0	0	0
ST. JOHN'S	1/7	18	3-6	0-0	4-7	2-3-5	5	1	1	2	1	10
at Villanova	1/10	6	0-0	0-0	0-0	0-0-0	0	0	0	0	0	0
at Butler	1/14	1	0-0	0-0	0-0	0-0-0	0	0	0	0	0	0
CREIGHTON	1/16	0	1-1	0-0	0-0	0-0-0	0	0	0	0	0	2
GEORGETOWN	1/22	7	1-1	0-0	0-0	1-0-1	2	1	0	0	0	2
at Cincinnati	1/26	12	1-1	0-0	4-5	1-4-5	5	1	1	0	0	6
at St. John's	1/29	16	1-6	0-0	0-1	4-2-6	3	0	2	0	1	2
SETON HALL	2/1	5	0-2	0-0	0-0	1-1-2	0	0	0	0	0	0
at Creighton	2/4	18	8-8	0-0	0-0	1-3-4	0	0	0	1	0	16
DEPAUL	2/8	21	3-4	0-0	2-3	2-2-4	1	0	2	0	0	8
VILLANOVA	2/11	9	1-3	0-0	0-2	5-3-8	0	0	0	1	0	2
at Providence	2/15	23	2-6	0-0	0-2	3-3-6	3	0	1	0	0	4
at Marquette	2/18	23	6-8	0-0	1-2	2-2-4	4	1	1	1	0	13
at Seton Hall	2/22	14	4-6	0-0	0-0	3-3-6	2	0	1	1	1	8
BUTLER	2/26	8	1-1	0-0	0-0	1-0-1	1	0	0	0	0	2
MARQUETTE	3/1	7	2-2	0-0	1-1	0-1-1	0	0	0	1	0	5
at DePaul	3/4	15	3-4	0-0	2-5	2-1-3	4	0	2	0	0	8
vs. DePaul	3/8	DNP	-	-	-	-	-	-	-	-	-	-
vs. Butler	3/9	8	1-1	0-0	0-0	0-1-1	1	0	0	0	1	2
vs. Creighton	3/10	7	3-4	0-0	0-0	2-0-2	2	0	2	0	1	6
vs. Maryland	3/16	9	0-1	0-0	0-0	0-1-1	1	0	1	1	0	0
vs. Florida State	3/18	17	6-7	0-0	1-1	2-2-4	3	1	1	0	0	13
vs. Arizona	3/23	14	2-5	0-0	0-0	0-0-0	0	0	1	0	0	4
vs. Gonzaga	3/25	10	2-2	0-0	0-0	0-1-1	3	0	1	0	1	4



CAREER HIGHS AT XAVIER

Points – 16 at Creighton (February 4, 2017)

Field Goals Made – 8 at Creighton (February 4, 2017)

Field Goals Attempted – 8 at Creighton (February 4, 2017) and at Marquette (February 18, 2017)

3-Pt Field Goals Made – N/A

3-Pt Field Goals Attempted – N/A

Free Throws Made – 4 vs. St. John's (January 7, 2017) and at Cincinnati (January 26, 2017)

Free Throws Attempted – 7 vs. St. John's (January 7, 2017)

Rebounds – 11 vs. Buffalo (November 14, 2016)

Assists – 2 vs. Providence (December 28, 2016)

Blocks – 2 three times, last vs. St. John's (January 7, 2017)

Steals – 1 nine times, last vs. Gonzaga (March 25, 2017)

Minutes – 23 at Providence (February 15, 2017) and at Marquette (February 18, 2017)

JONES' CAREER NUMBERS AT XAVIER

Season	G/GS	Min/G	FG-FGA	Pct	3FG-FGA	Pct	FT-FTA	Pct	Off	Def	Tot	Avg	PF	FO	A	TO	Blk	Stl	Pts	Avg
2016-17	37-13	407/11.0	68-113	.602	0-0	.000	20-41	.488	58	56	114	3.1	74	3	11	27	16	9	156	4.2
TOTALS	37-13	407/11.0	68-113	.602	0-0	.000	20-41	.488	58	56	114	3.1	74	3	11	27	16	9	156	4.2



#4 BY THE NUMBERS

Charles Bronson	2007-08
Lenny Brown	1995-99
Ducky Castelle	1959-60
James Coleman	1932-33
Jerry Helmers	1969-70
David Hils	1950-52
Kenny Jordan	1933-34
Mike Kelsey	1968-69
Joe McNeil	1962-65
Art Morthorst	1946-50
Tim O'Connell	1965-68
Churchill Odia	2004-05
Edmond Sumner	2014-17
Travis Taylor	2011-13



ELIAS HARDEN

**6-5 | 187 | FRESHMAN
GUARD**

**EAST POINT, GA.
PEBBLEBROOK HIGH SCHOOL**

**HIGHLY-RANKED**

Ranked as a four-star recruit by ESPN.com, Scout.com, 247sports.com and Rivals.com ESPN's No. 39 shooting guard ... Played AAU basketball for Game Elite under Ryan Faulkner.

AT PEBBLEBROOK

Averaged 20.9 ppg, 5.8 rpg, and 1.9 apg. as a senior at Pebblebrook High School in Mableton, Ga. ... Basketball coach: George Washington.

AT SANDY CREEK

Played at Sandy Creek High School in Tyrone, Ga., before transferring to Pebblebrook ... Averaged 20.9 ppg., 5.8 rpg., 1.9 apg. and 2.0 spg. as a junior at Sandy Creek High School ... Class AAAA second team All-State as a junior, helping lead his team to a regional championship ... Basketball coach: Anthony McKissic.

MACK ON HARDEN

"Elias Harden is vastly underrated in my opinion. He can do it on both ends of the floor because of his athleticism and size. Elias' size allows him to shoot the ball over defenders and will give us versatility at the guard position. Elias can shoot the 3 consistently, is adept at mid-range pull-ups and knows how to get to the rim both in the halfcourt and in transition. Our pace of play meshes well with what Elias brings to the table."

JEFF BORZELLO (ESPN) ON HARDEN

"Harden brings a lot to the table at both ends of the floor. Offensively, he can make shots from the perimeter and is very good in the mid-range with his pull-up jumper. He can also play in transition. On the defensive end, he has length and likes to play in passing lanes."

The Harden File

Full name: Elias Jamar Harden

Nicknames: Eli and Easy

Birthdate/Birthplace: February 3, 1999 in East Point, Ga.

Parents: Darius and Ruth Harden

Sibling: Jalen, Daria and Ethan

Major: Exploratory

Career goal outside basketball: Become a sports agent

Shoe size: 14

Something people probably don't know about me: Baseball was my first sport; I played first base.

First trophy I even won was for: Baseball

I am unbeatable at: Jenga

I'm as good as anyone at: Ping Pong

Biggest fear: Spiders

Best thing about college basketball: The atmosphere

Toughest part of being a student-athlete: Late nights and early mornings

A movie that I have watched many times: Like Mike; it's funny and a very good movie

Favorite movie: Space Jam



#13 BY THE NUMBERS

Stephen Ducket	2007-09
Chris Hall	1968-70
Kevin Feeny	2009-11
Makindé London	2014-16
Tommy Malone	1958-59
Brandon McIntosh	1998-99
Malcolm McMullen	1947-49
Bob Petroski	1970-72
Rich Piontek	1959-60
Dave Young	1999-03



NAJI MARSHALL

6-7 | 218 | FRESHMAN FORWARD

ATLANTIC CITY, N.J.

**ELEANOR ROOSEVELT HIGH SCHOOL
HARGRAVE MILITARY ACADEMY (VA.)**



HIGHLY-RANKED

Ranked as a four-star recruit by ESPN.com, Rivals.com and 247sports.com ... Ranked No. 39 by Scout.com, No. 47 by Rivals.com, No. 57 by 247sports.com and No. 85 by ESPN.com ... No. 20 at his position on ESPN.com ... Played AAU basketball for DC Premier under Torrey Farrington.

AT HARGRAVE MILITARY ACADEMY

Played at Hargrave Military Academy in the 2016-17 season, averaging 20.7 ppg. and 11.4 rpg. ... Hargrave Military Academy is the same school that sent Xavier a pair of XU Hall of Famers: 2003 National Player of the Year, NBA veteran and 2017 NBA Champion David West and former conference defensive player of the year Stanley Burrell, who recently retired after a long and successful pro career overseas ... Basketball coach: A.W. Hamilton.

AT ELEANOR ROOSEVELT

Led Eleanor Roosevelt to the 2015-16 Maryland 4A State Championship, while averaging 18 ppg., 7 rpg. and 4 apg. as a senior ... 2015-16 Conference Player of the Year ... 2015-16 First Team All-Metro ... Basketball coach: Brendan O'Connell.

MACK ON MARSHALL

"Naji Marshall is a throwback to that point-forward, versatile swingman of years past. He can do a little bit of everything and do it at a very high

level. I love his ability to pass, to see the play develop. As coaches we are continually teaching but I've always believed it's difficult to teach a player a true feel for the game. Naji has that feel for the game. He rebounds, he scores and he loves to defend. But most of all, Naji plays to win."

EVAN DANIELS (Scout.com and FOX Sports) ON MARSHALL

"Naji Marshall is one of the best wing prospects in the 2017 class. He's a tough, aggressive and physical wing prospect. Marshall has good size for the position and plays with tremendous energy. He's capable of being an immediate contributor at Xavier."

The Marshall File

Full name: Naji Maurice Marshall

Birthdate/Birthplace: January 24, 1998 in Atlantic City, N.J.

Parents: Rayna Whitted and Maurice Marshall

Siblings: Maurice, Martia, Craig, Tai, Ausin and Myles; brother Tai plays basketball at Bowie State. Dad, who is now an engineer, was a professional boxer.

Major: Exploratory

Career goal outside basketball: Become a gaming engineer

Shoe size: 14

I'm as good as anyone at: Ping Pong

Favorite city: Las Vegas

Favorite book: To Kill A Mockingbird

Favorite sports memory: Dunking on someone in a game

Favorite quality in others: Loyalty

Best thing about me as a player: I am a willing and able passer

When people first meet me, they think: "He's funny."



#1 BY THE NUMBERS

Josh Duncan	2004-08
Jalen Reynolds	2012-16
Jaison Williams	2001-02



PAUL SCRUGGS

6-3 | 207 | FRESHMAN
GUARD

INDIANAPOLIS, IND.
SOUTHPORT HIGH SCHOOL
PROLIFIC PREP (CALIF.)



HIGHLY RANKED

ESPN.com, Scout.com, Rivals.com and 247sports.com four-star recruit ... Ranked nationally No. 28 by ESPN.com, No. 31 by Rivals.com, No. 31 by Scout.com and No. 29 by 247sports.com ... No. 5 point guard nationally (ESPN.com) ... Standout for the Indy Hoosiers AAU team, averaging 14.1 points, 6.2 rebounds and 4.8 assists for head coach Mike Peterson in the summer of 2016.

AT SOUTHPORT AND PROLIFIC PREP

Played at Southport High School (Ind.) under Kyle Simpson for three years before transferring to Prolific Prep (Calif.) for his senior year ... During his three years at Southport he averaged 16.4 ppg., 7.4 rpg., 4.5 apg., and 2.3 spg., including 19.8 ppg., 7.9 rpg., 4.1 apg. and 3.0 spg. as a junior ... 2016 Indiana Mr. Basketball Candidate ... Two-time attendee at the Stephen Curry Select All-American Camp ... Transferred to Prolific Prep in Napa, California for his senior season under Billy McKnight, but played only five games before having his season cut short by an injury in December of 2016 ... Battled back to play in a number of postseason all-star events, including the Derby Classic in Louisville and the Allen Iverson Roundball Classic in April.

MACK ON SCRUGGS

“Paul Scruggs is as tough of a competitor as we’ve recruited at Xavier. There’s not a challenge that

Paul won’t answer. He loves to compete and he plays to win. He’s a point guard with excellent vision, an ability to get in the lane and plays with a physicality that makes opponents uncomfortable. He has the tools and mentality to be a lock down defender in college. His jump shot was a question mark early on in his career, but he’s grown much more comfortable using it over the last 12 months.”

EVAN DANIELS (Scout.com and FOX Sports) ON SCRUGGS

“Paul Scruggs is a unique, versatile prospect that impacts the game in a variety of ways. He can play and guard multiple positions. He’s a good passer that’s capable of playing with the ball in his hands, but you can also move him off the ball and ask him to score. Athletically he’s gifted and has a lot of long term potential.”

The Scruggs File

Full name: Paul Edward Scruggs

Nickname: Scrizzel

Birthdate/Birthplace: March 9, 1998 in Indianapolis, Ind.

Parents: Dan and Brenda Scruggs

Siblings: J.W., Dominique, Jeremy, Nick, Aaron, Dan III

Major: Business undecided

Career goal outside basketball: Own my own business

Shoe size: 13.5

Best thing about me as a player: I pass first

Best thing about me as a person: I am very easy to talk to

Pre-game ritual: Listen to old-school R&B music

My favorite place that I have visited: The Bahamas

Best summer vacation: Las Vegas

Favorite athlete/team: LeBron James; the team that LeBron James is playing for

Favorite TV shows: Spongebob and Tom & Jerry

Best birthday gift ever: Seeing my family



LEIGHTON SCHRAND

10 | 6-1 | 160 | SOPHOMORE | GUARD

VILLA HILLS, KY.

HOLY CROSS HIGH SCHOOL

AS A MUSKETEER

Second-year walk-on ... Played in eight games as a freshman, averaging 1.0 minutes per game.

AT HOLY CROSS

Averaged 15 ppg., five rebounds and three assists as a senior ... 1000-Point Club member ... Earned All-Conference, All-District and All-Region honors ... Basketball coach: Ryan Schrand.

PERSONAL

Sports management major ... Parents are Ryan and Kerry Schrand ... Dad played basketball and Mom played volleyball, both at NKU ... Siblings are Nolan and Kamden ... Born March 15, 1998 in Florence, Ky.



MATT SINGLETON

20 | 6-7 | 215 | SENIOR | FORWARD

GARRETT, IND.

GARRETT HIGH SCHOOL

AS A MUSKETEER

First-year walk-on.

AT GARRETT

ACAC All-Conference First Team, All-Area First Team and Academic All-State First Team as a senior ... Basketball coach: John Bodey.

PERSONAL

Nickname: Matty Ice ... A natural sciences major ... Last year at this time he was the drummer in the Xavier Pep Band ... Parents are Beth and Jerry Singleton ... Siblings are Kelly and Natalie ... Born April 14, 1996 in Auburn, Ind.



NICK VANDERPOHL

12 | 6-1 | 170 | FRESHMAN | GUARD

HARRISON, OHIO

HARRISON HIGH SCHOOL

AS A MUSKETEER

First-year walk-on.

AT HARRISON

First Team All-Southwest Ohio Conference and SWOC Defensive Player of the Year as a senior ... Basketball coach: Andy Marx.

PERSONAL

Nickname: Vandy ... A business marketing major ... Parents are Ann and John Vanderpohl ... Sister is Ellie ... Born Jan. 3, 1999 in Harrison, Ohio.





CHRIS MACK

**HEAD COACH
NINTH YEAR
XAVIER '92
CINCINNATI, OHIO**

Xavier ninth-year head coach **Chris Mack** led Xavier to the NCAA Tournament in seven of his first eight seasons at the helm, including the NCAA Elite Eight in 2017. Xavier announced in September that Mack's contract has been extended through the 2022-23 season.

Mack has led XU to at least the NCAA Tournament Sweet 16 four times, including 2010, 2012, 2015 and 2017. He is the only Xavier head coach that has led XU to four Sweet 16s. Mack has four more NCAA Tournament wins (10) than any XU head coach all-time and two more Sweet 16s. Mack is very familiar with postseason tournament play. In fact, 2017 marked the 18th NCAA Tournament for Mack, including three as a player and 15 on the coaching staffs at Xavier and Wake Forest.

Mack, 47, has recorded a 186-91 (.671) mark and stands second on Xavier's all-time wins list and just 17 wins shy of taking over the top spot. Mack has strong ties to all of the other Xavier head coaches that have reached 100 career wins at XU: Pete Gillen (202 wins in nine seasons from 1985-94), Skip Prosser (148 wins in seven seasons from 1994-2001) and Sean Miller (120 wins in five seasons from 2004-09). Mack played under Gillen and then-Gillen assistant Prosser and he worked on the staffs of Miller at Xavier and Prosser at both XU and Wake.



XAVIER'S FIRST-EVER NATIONAL COACH OF THE YEAR

Mack, the 2015-16 Henry Iba Award winner as the United State Basketball Writers Association (USBWA) National Coach of the Year, was also the CBS Sports and *Basketball Times* magazine National Coach of the Year. Mack is the first National Coach of the Year in program history.



SECOND ON XAVIER'S ALL-TIME HEAD COACH WINS LIST

Mack is just 17 wins away from taking over as the all-time winningest head coach in Xavier history. He led Xavier to 186 wins in his first eight seasons, which translates to 23.3 wins per season.

LEARNED UNDER PROSSER AND MILLER

Mack was XU's Director of Basketball Operations from 1999-2001 under Prosser. Mack spent three seasons as an assistant at Wake Forest under Prosser from 2001-04. He returned to Xavier from 2004-09 as an assistant under Miller. During those 10 years on the Prosser and Miller staffs at Xavier and Wake, Mack coached on nine teams that made postseason play, including eight teams in the NCAA Tournament.

COACHING SUCCESS STORY

Mack, who was born December 30, 1969 in Cleveland, Ohio, is the 17th head coach in program history. Prior to being named Xavier's head coach on April 15, 2009, Mack spent five seasons as an assistant on Sean Miller's Xavier staff. Prior to that he was on the staff of the late Skip Prosser both at Xavier and at Wake Forest.

Mack was selected as the 2010-11 Atlantic 10 Conference Coach of the Year. In addition, Mack was the recipient of the 2011 Skip Prosser Man of the Year award, which was established in 2008 to honor those who not only achieve success on the basketball court but who display moral integrity off of it as well. Mack, the 2009-10 *Basketball Times* Rookie Coach of the Year, was the first Xavier head coach to guide XU to the NCAA Tournament Sweet 16 in either his first or second season.



2016 USA BASKETBALL MEN'S U18 NATIONAL TEAM TRAINING CAMP COACH

Mack served as a court coach for the 2016 USA Basketball Men's U18 National Team training camp in the summer of 2016 at the United States Olympic Training Center in Colorado Springs, Colorado.

XAVIER PLAYER AND GRADUATE

Mack, a 1992 Xavier University graduate with a degree in communication arts, was a two-time team captain as a player at Xavier under then-head coach Pete Gillen. He won an MCC Regular Season Championship at 12-2 and reached the second round of the 1993 NCAA Tournament. Mack was the 1987-88 *Cincinnati Post* Metro Player of the Year at St. Xavier High School in Cincinnati before going on to start for two seasons at Evansville under Jim Crews, winning an MCC Regular Season Championship and a trip to the second round of the 1989 NCAA Tournament as a UE freshman. He transferred to Xavier after his sophomore season.

BASKETBALL FAMILY MAN

Mack and his wife, Christi, have two daughters, Hailee (11) and Laine (12) and a son, Brayden (2). Christi has a basketball background and was a 2014 inductee into the University of Dayton Athletic Hall of Fame, the Director of Basketball Operations for XU's women's basketball team (2001-03) and more recently as the former head girls basketball coach at Cincinnati's Colerain High.



Chris Mack led Xavier to seven NCAA Tournament appearances in his first eight years, including four Sweet 16s. Last year's team advanced to the Elite Eight. XU made an Elite Eight and a Sweet 16 in his final two seasons as the top assistant on Sean Miller's XU staff.



MACK'S SUCCESS ON COLLEGE COACHING STAFFS:

Eight Years As The Xavier Head Coach

Season	School	Overall	Conference Titles	Postseason
2016-17	Xavier	24-14		NCAA Elite Eight
2015-16	Xavier	28-6		NCAA 2nd Round
2014-15	Xavier	23-14		NCAA Sweet 16
2013-14	Xavier	21-13		NCAA 1st Round
2012-13	Xavier	17-14		
2011-12	Xavier	23-13		NCAA Sweet 16
2010-11	Xavier	24-8	1st in Atlantic 10*	NCAA 2nd Round
2009-10	Xavier	26-9	T-1st in Atlantic 10*	NCAA Sweet 16
Totals	Xavier	186-91	2 Titles*	7 NCAA (10-7)

Ten Years Prior To Becoming Xavier Head Coach

Season	School	Overall	Conference Titles	Postseason
2008-09	Xavier	27-8	1st in Atlantic 10*	NCAA Sweet 16
2007-08	Xavier	30-7	1st in Atlantic 10*	NCAA Elite Eight
2006-07	Xavier	25-9	T-1st in Atlantic 10*	NCAA 2nd Round
2005-06	Xavier	21-11	A-10 Tourn. Champs	NCAA 1st Round
2004-05	Xavier	17-12		
2003-04	Wake Forest	21-10		NCAA Sweet 16
2002-03	Wake Forest	25-6	1st in ACC*	NCAA 2nd Round
2001-02	Wake Forest	21-13		NCAA 2nd Round
2000-01	Xavier	21-8		NCAA 1st Round
1999-00	Xavier	21-12		NIT 2nd Round

* Regular Season

FORMER PLAYERS TALK ABOUT COACH MACK:

"Coach Mack has a passion for Xavier and the basketball program. He is an aggressive competitor who hates to lose. We have a lot in common in that way."

- David West, 2003 Xavier graduate and 2003 National Player of the Year
Two-time NBA All-Star and 2017 NBA Champion

"Coach Mack made me a better player and a better person. Players love to play for him because he is passionate about their development and the success of the team. He is also very personable."

- Chris Paul, Nine-time NBA All-Star



How do players describe Coach Mack?

"Coach Mack is the same guy every day with the same high energy. I like that he gives you the good with the bad. Some coaches just give you the bad, thinking it's going to benefit you. When you do something good he'll tell you if it's good but if you do something bad he'll give you the bad too."

- Edmond Sumner, Indiana Pacer and former Xavier guard (seen above with Mack during a game last season)



Xavier head coach Chris Mack introduced a program he calls the Fortune 15 Series - Building and Protecting Your Personal Brand. Components include character development, media training, classroom etiquette, social media training, career development, alumni engagement, community service and fan interaction.

CURRENT PLAYERS TALK ABOUT WHAT THEY LIKE ABOUT COACH MACK:

"He's straight forward. He also has a sense of humor."

- Quentin Goodin, Xavier guard (seen below with Mack during a game last season)

"His intensity for the game."

- Sean O'Mara, Xavier forward

"Coach Mack's passion and feel for the game."

- Elias Harden, Xavier guard





**MackFamilyFoundation
on Facebook**

@MackFamilyFDN on Twitter

Xavier head coach Chris Mack and his wife, Christi, officially unveiled the Mack Family Foundation in August, 2016, and it has already benefitted a number of area organizations.

"Christi and I have chosen to create a family-centered foundation whose mission is to serve, inspire and help less fortunate children in our community," said Mack.

The Mack Family Foundation has two core objectives. First, MFF will identify smaller charities, foundations

and causes to help support that are centered on children. While larger charities do great work, the aim is to be in the trenches, see change up close and give financial support that will help underfunded organizations.

Secondly, the Mack Family Foundation wants their children and the children of its supporters to help volunteer at their own events, learn about the charities/causes they serve and to understand truly what it means to give back to those in need.

"My parents raised me to help others. Xavier University's mission is rooted in service for others. My high school's motto was 'Men for Others,'" said Mack. "I want my children to begin to understand and live that very message. They are involved in every aspect of our Foundation."



Chris Mack and his wife, Christi, have two daughters, Hailee (left) and Laine (right) and a son, Brayden. Mack wants to involve his entire family in the foundation's efforts.



Chris Mack and his family, Xavier basketball student-athletes and family friends have all gotten involved in the Mack Family Foundation. Pleasant Hill Academy was one of the first beneficiaries of the foundation.

TRAVIS STEELE

**ASSOCIATE HEAD COACH
TENTH YEAR
BUTLER '04
DANVILLE, IND.**



Travis Steele, who is in his second season as the Associate Head Coach, has spent the past nine seasons at Xavier, including eight on the staff of Head Coach Chris Mack. Steele has been a part of eight NCAA Tournament teams in his nine years at Xavier, including five teams that reached at least the Sweet 16.

“Travis has been an invaluable part of my staff since I took over as head coach and has played a key role in our success,” said Mack. “No one outworks him in our profession. Travis brings a nonstop energy around the office, on the court, and in recruiting. The players love his passion, personality and ability to relate to them.”

Steele has participated in the Nike-produced Villa 7 consortium, which annually brings together the country’s elite assistant basketball coaches to build the next generation of great basketball leaders.

Steele is involved in all phases of the Xavier program, including skill development, scouting and recruiting. Xavier’s recent recruiting classes have earned national attention and Steele, who was named as one of the top two recruiters in the BIG EAST Conference in the 2016-17 *Sporting News* basketball magazine, is a big part of Xavier’s recruiting efforts, especially in the key areas of Ohio, Indiana, Kentucky and Michigan. He has played a key role in multiple nationally-ranked recruiting classes in recent years, including three straight classes

ranked among the top 20 in the country. This year’s freshman class was ranked by many in the top 10 nationally.

Steele came to Xavier prior to the 2008-09 season as Xavier’s Director of Basketball Operations under former head coach Sean Miller. Mack promoted Steele to assistant coach after he took over the program in 2009.

After serving as the video coordinator for a season and a half while at Indiana, Steele was


promoted to the position of assistant coach in February, 2008. In that role, he participated in recruiting both on and off-campus and coached daily practices, focusing on skills development of post players.

Steele joined the Hoosiers in August of 2006, taking on the duties of the video coordinator. He facilitated advanced scouting of opponents, was responsible for evaluating team practices and organized prospect recruiting on a national level to begin his stint with Indiana.

Prior to his time with the Hoosiers, he served as an assistant men’s basketball coach at Wabash Valley College. Joining the Warriors in October, 2005, Steele also functioned as the program’s Recruiting Coordinator and developed a skill instruction program. Steele spent a year with the Ohio State basketball program, serving as a graduate manager.

From 2001-06, Steele was a coach for the Spiece/Indiana Adidas Elite AAU Basketball program. Steele also was an assistant varsity coach at Ben Davis High School while attending Butler University from 2001-04.

Steele, the brother of former XU assistant John Groce, graduated cum laude from Butler in May 2004, earning a bachelor of science degree in marketing. Steele was born in Danville, Indiana. He and his wife Amanda reside in Cincinnati with their four-year-old son, Winston.





LUKE MURRAY

**ASSISTANT COACH
THIRD YEAR
FAIRFIELD '07
PALISADES, N.Y.**



Luke Murray is in his third year on Chris Mack's staff. Murray, who spent the previous two seasons as an assistant to Dan Hurley at Rhode Island, has also spent time on the staffs at Towson, Wagner and Arizona.

Murray played a key role in three straight nationally-ranked recruiting classes, including this year's freshman class, which is ranked by many in the top 10 nationally.

"Luke has made a significant impact on our program in his first two years, especially his impact on our recruiting but also on the court coaching as well," said Mack. "That comes as no surprise to me or anyone who followed his success at Towson and URI. I have known Luke for many years and he has a genuine passion for the game, especially the future success of the Xavier Basketball program."

Murray enjoyed a successful 2014-15 season at Rhode Island. The Rams finished 23-10 overall and tied for second in the Atlantic 10 Conference at 13-5. URI earned a postseason berth in the National Invitation Tournament and advanced to the second round.

Murray joined the Rhody staff in 2013 after spending the previous two sea-



sons as an assistant coach at Towson under Pat Skerry. While at Towson in 2012-13, he helped orchestrate one of college basketball's greatest turnarounds. The Tigers set an NCAA record for the greatest one-season improvement, going from a one-win campaign in 2011-12 to an 18-13 mark and a second-place finish in the CAA in 2012-13. While at Towson, Murray was an integral part in bringing in the top-rated recruiting class in the CAA for 2012-13, including 2013 and 2014 CAA Player of the Year Jerrelle Benimon who has played for the Utah Jazz and overseas.

Prior to joining the staff at Towson, he spent the 2010-11 season as an assistant under Hurley at Wagner College in Staten Island, N.Y. In the 2009-10 season, Murray served as a graduate assistant on the University of Arizona staff under former Xavier head coach Sean Miller, while working on his master's degree in educational psychology. Murray broke into the collegiate coaching field as the director of basketball operations at Quinnipiac in the 2007-08 season.

Murray, a native of Palisades, N.Y., is a 2007 Fairfield graduate with a degree in sociology.

Luke and his wife, Kara, reside in Cincinnati with their new son Luke Jr., who was born in October. His father, Bill, is an Emmy and Golden Globe winning comedian and actor.



MIKE PEGUES

ASSISTANT COACH

SIXTH YEAR

DELAWARE '00

WASHINGTON, D.C.



Mike Pegues is in his sixth year as a Xavier assistant coach. Pegues has been involved in all facets of the program, including recruiting and on court coaching. He serves as the primary big man coach and, among his recent success stories, is the tremendous transformation of James Farr, who is now playing professionally in France, as is RaShid Gaston, one of last year's big men.

Pegues has played a key role in multiple nationally-ranked recruiting classes in recent years, including most recently three straight classes ranked among the top 20 in the country. This year's freshman signing class is ranked by many in the top 10 nationally.

Xavier has been to four NCAA Tournaments, including an Elite Eight and a Sweet 16, during Pegues' time at XU. Before coming to Xavier, Pegues spent two seasons as an assistant coach at his alma mater, the University of Delaware, under head coach Monté Ross. Delaware finished 18-14 in Pegues' final season, including 12-6 in the CAA. Pegues, a 2000 UD graduate with a degree in communications, served as video coordinator at Virginia Commonwealth during the 2009-10 season, helping the Rams to a record of 27-9 and the Collegiate Basketball Invitational title.

"Mike has played an integral role in our recruiting success," said Mack. "Equally impressive is the impact he has had on the court with our players, especially the big men. Mike has a tremendous pedigree. As a high school player Mike was coached by the legendary Morgan Wooten and later became the University of Delaware's all-time leading scorer. Mike has a tremendous IQ for the game. That served

him well as a player and has helped him develop post players both at Delaware and here at Xavier."

Pegues is a former Academic All-American who led the Blue Hens to two NCAA Tournament appearances and finished as the all-time leading scorer in UD men's basketball history with 2,030 points. Pegues, who played under former UD head coach and current Notre Dame head coach Mike Brey from 1996-2000, was a two-time All-District selection and a 2000 CoSIDA Academic All-American and became the first UD men's player to be named Conference Player of the Year (1999-2000). He was inducted into the UD Athletics Hall of Fame in 2007.

Pegues, who was born in Washington, D.C., is a former standout at national power DeMatha Catholic High School in the Washington, D.C. area. Pegues played professionally in Italy, New Zealand, England and Argentina and one season in the Continental Basketball Association. After suffering a knee injury, he returned close to home to teach at Friendship Collegiate Academy in Washington, D.C. He served as an assistant coach for three seasons at Bishop O'Connell High School under Joe Wooten, son of legendary high school head coach Morgan Wooten. He also coached the DC Assault AAU squad.





MARIO MERCURIO

DIRECTOR OF BASKETBALL ADMINISTRATION

14TH YEAR

XAVIER '03

CINCINNATI, OHIO

Mario Mercurio, Xavier University's first-ever Director of Basketball Administration, spent five years under former Xavier head coach Sean Miller and is in his ninth year under head coach Chris Mack. He spent three years working with Thad Matta's XU staff and also worked as a student for two years under the late former XU head coach Skip Prosser.

"Mario is someone that I trust and involve in every area of our program," said head coach Chris Mack. "His work on our non-conference scheduling and his leadership on the improvements in the student-athlete areas of Cintas Center are just a few of the many areas he has impacted the program. I've been working with Mario since the 1999-2000 season at Xavier. He's sharp, innovative and understands the landscape of college athletics as well as anyone. I don't think there's a better basketball administrator in the country."

Mercurio has been a key part of the group involved in the many design changes to Cintas Center. Charged with overseeing all student-athlete focused renovations, Mercurio served as the point person for the strength and conditioning addition, the men's basketball locker room upgrades, the training room renovation and the new student-athlete lounge.

Mercurio's responsibilities also include Xavier's non-conference scheduling. Since taking over scheduling in 2004, Xavier has added home-and-home series with Baylor, Colorado, Utah, Missouri, Florida, Purdue, Alabama, Tennessee, Memphis, Vanderbilt, Gonzaga,



Virginia, LSU, Kansas State, Arizona State, Georgia and Auburn. With high profile exempt events an important staple in Xavier's non-conference slate, Mercurio has worked hard to secure spots in some of the country's top events. Xavier, which won the 2015 Advocate Invitational and the 2016 Tire Pros Invitational in Orlando, Fla., plays this season in the 2017 Las Vegas Invitational. XU is slated for the 2018 Maui Invitational.

For the past 14 years Mercurio has served as Xavier's liaison to Nike Basketball. The 2017-18 season will mark Xavier's seventh year as a Nike NTS School.

In addition to his work at Xavier, Mercurio has also been a part of Larry Brown's and John Calipari's yearly basketball retreat. Mercurio was selected to produce a book compiling notes from the retreat. The hundred-plus page book is distributed only to members of the retreat, and consists of ideas, thoughts, philosophies, and plays from some of the greatest basketball minds today. Attendees of the retreat in the past have included Jerry West, Isiah Thomas and Jeff Van Gundy among others.

A Cincinnati St. Xavier High School graduate, Mercurio graduated in 2003 from Xavier's Williams College of Business with a double major in finance and marketing. Mercurio, who was born in Cincinnati, also received his MBA at Xavier. He and his wife Meghan live in Cincinnati.



JEREMY GROWE

**DIRECTOR OF BASKETBALL OPERATIONS
NINTH YEAR
INDIANA '09
ST. LOUIS, MO.**



Jeremy Growe is in his ninth year on the Musketeer staff. Growe assumed the role of Director of Men's Basketball Operations in 2011 after spending the previous two seasons as a graduate program assistant. As Director of Basketball Operations, Growe's responsibilities include acting as the liaison between the basketball staff and the academic side of campus, internal scheduling, Director of the Chris Mack Basketball Camp and assisting in video analysis.

"Jeremy has done a great job during his time in the program," said head coach Chris Mack. "He has a coach's mind for the game and has been vital in organizing our efforts on the court, off the court and in the classroom."

During Growe's eight years with the program, Xavier has compiled a 186-91 record. Xavier also won two Regular Season Atlantic 10 Conference Championships and played in seven NCAA Tournaments, including an Elite Eight and three Sweet 16 appearances. While serving as a graduate program assistant Growe participated in video scouting, assisted the coaching staff on the floor during skill instruction and practice, participated in tracking the academic progress of the

men's basketball student athletes, helped organize on campus recruiting efforts and executed the film exchange program. While working with the men's basketball team Growe also completed his master's degree from Xavier University in sport administration in 2011.

Growe came to Xavier after graduating from Indiana University in 2009 with a degree in

sport marketing and management. During his time at Indiana, Growe spent the 2006-07 and 2007-08 seasons as a student manager. His duties included assisting the coaching staff on the floor during practices, assisting the coaching staff with video scouting, managing the operations of summer camp and participating in day-to-day operations with the team. During Growe's time the Hoosiers went 46-19 including back-to-back NCAA Tournament appearances.

Growe also spent the summers of 2008 and 2009 working with the Indiana Elite AAU program. During his time with Indiana Elite Growe participated in on the floor coaching of players during games and practices, recruited players to the program and handled administrative tasks for the team. Growe coached multiple Division I players during his time with the program.

Growe was born in St. Louis, Mo. Jeremy and Samantha Growe were married in 2014. Their son, Jonah was born in February 2017.





DAVID FLUKER

ASSOCIATE HEAD ATHLETIC TRAINER
15TH YEAR
WILMINGTON '86
CINCINNATI, OHIO



David Fluker is in his eighth year as Xavier's Associate Head Athletic Trainer and is in his 15th year in Xavier Athletics. Fluker, who spent seven years (2003-10) working as athletic trainer for the men's basketball program at the University of Cincinnati, served seven years in a similar capacity at Xavier from 1996-2003.

Fluker has responsibility for the men's basketball trainer duties at Xavier.

Fluker is a long-time familiar face around the Xavier basketball program, especially to head coach Chris Mack. Mack was director of basketball operations on Skip Prosser's staff from 1999-2001 while Fluker was at XU.

"Dave is an excellent trainer but more than that he has great relationships with all of our guys and they respect him and what he does for them," said Mack. "He cares about our student-athletes in a way that goes beyond treating them. He's as good as it gets when preventing injuries and treating them."



His leadership on the improvements to our training area will impact the program every day going forward."

Fluker came to Xavier the first time in 1996 after three years as the staff athletic trainer for Queen City Sports Medicine & Rehabilitation. Other training experiences include being staff athletic trainer for Bethesda Montgomery Physical Therapy (1988-91) and graduate assistant athletic trainer at Michigan State

University (1986-88). Fluker worked as a volunteer athletic trainer in 2000 at the Olympic Training Center in Colorado Springs, Colo., and as a site athletic trainer at numerous events. He was athletic trainer with USA Judo Team at the 2003 Pan Am Games in the Dominican Republic.

Fluker, who was born in Cincinnati, is a 1986 graduate of Wilmington College with a bachelor's degree in sports medicine-athletic training. He earned his master's in health education-human performance from Michigan State in 1988. He and his wife, Crystal, have six children: Leonard, Courtney, Davin, Kira, Simone and D.J.

MATT JENNINGS

**HEAD STRENGTH
AND CONDITIONING COACH
NINTH YEAR
NORTH CAROLINA '96
EDEN, N.C.**



was our men's basketball strength coach. He's talented, motivated and eager to work with our players on a daily basis. He challenges them every day."

Jennings came to Xavier from High Point University, where he had been the head strength and conditioning coach since June of 2007. Jennings came to HPU following a three-year stint as the strength and conditioning coach for men's basketball and volleyball at South Carolina. Prior to working with the Gamecocks, Jennings spent four years at Wake Forest, where he worked primarily with men's and women's basketball, men's soccer and baseball. He was also a strength and conditioning intern for the NFL's Tampa Bay Buccaneers during the 1999 season.

Matt Jennings is in his ninth year as the Head Strength and Conditioning Coach at Xavier. His responsibilities include overseeing the entire XU Athletics Strength and Conditioning Department, as well as working directly with the men's basketball program.

Jennings has worked closely with the Xavier Athletic Training staff and numerous area professionals to develop a program that covers nutrition, strength training, injury prevention and more. Jennings is excited about the new expanded strength and conditioning area at Cintas Center, which opened in October of 2016.

Jennings' previous experience includes time as a strength coach at Wake Forest University, the University of South Carolina and High Point University in addition to a graduate assistant position at the University of Tennessee and an internship with the NFL's Tampa Bay Buccaneers.

"We are lucky to have a strength coach who is second to none in his

profession," said head coach Chris Mack. "The addition of the new weight room and equipment, a process which he orchestrated, has given him the tools to succeed at an even higher level. It's no secret that we've had some of the most physically put together players in America during my time at Xavier. I've known Matt since my days at Wake Forest when he



Jennings, who was born in Winston-Salem, N.C., received a bachelor of arts degree in physical education and exercise sports science from North Carolina in 1996. Jennings also was a two-year member of the Tar Heel football team. Jennings completed a master's degree in sport administration from Tennessee in 1998 and as a graduate assistant in the weight room, he worked with football, men's basketball and baseball.

He is a member of the CSCCA (Collegiate Strength and Conditioning Coaches Association) and holds the certification of MSCC (Master Strength and Conditioning Coach). Jennings and his wife, Jill, are the proud parents of three children, Delaney and Zachary (15) and Jacob (13).




CHRIS BARBOUR

ACADEMIC ADVISOR

SEVENTH YEAR

XAVIER '08

KOKOMO, IND.



Chris Barbour is in his seventh year as the athletic academic advisor for the Xavier men's basketball program. Barbour, the Assistant Director of Student-Athlete Academic Support Services, advises student-athletes in course selection, registration, graduation and eligibility requirements. He works closely with Angela Wyss, the Director of Student-Athlete Academic Support Services, and the rest of Xavier's talented academic support group for student-athletes.

"Chris cares deeply about our players and it shows," said head coach Chris Mack. "He goes above and beyond the call of duty for our student-athletes. Chris does a great job pushing and guiding our players academically. But for Chris, it's much more than how our team does in the classroom. Our guys know that he genuinely wants them to be successful in all areas of their life."

Barbour has worked at Xavier University since 2004, beginning as a data entry specialist in the undergraduate office of admission. He was hired as a financial aid specialist from 2005-10, having the responsibility for working directly with students, families, athletic coaches and internal departments to evaluate the financial need and eligibility of undergraduate and graduate students, including



many student-athletes. In 2010 he took over the position of coordinator of multicultural recruitment and admissions counselor for the admissions office, playing point on managing a multicultural recruitment strategy for the University.

Before he came to Xavier, Barbour worked for UMADAOP (Urban Minority Alcohol Drug Abuse Outreach Program) in Cincinnati from 2002-04 as a Prevention Specialist. He was responsible for facilitating mentoring sessions with youth between the ages of 5-18 years, implementing programming regarding

drug and alcohol abuse in Cincinnati Public Schools, organizing educational events on life skills and the harmful effects of drugs and alcohol and building trusting relationships with youth to help gain respect and understanding for the message being delivered. Barbour, an AmeriCorps Volunteer from 2002-03, was selected for the UMADAOP position after a successful apprenticeship.

In addition to men's basketball, Barbour also works with volleyball, men's golf and men's soccer student-athletes. Outside of Xavier, Barbour works with R.C. Durr YMCA in an effort to maintain connections to youth from the Greater Cincinnati area.

Barbour received both his bachelor of arts degree in organizational communication from Xavier University and his master's degree in sports administration from XU. As part of his master's program, Barbour interned under Sr. Rose Ann Fleming, Xavier Hall of Famer and long-time academic advisor, who is now one of Xavier's NCAA Faculty Representatives.

Barbour was born in Kokomo, Ind. He is the husband of Kristen Barbour and the father of three children: Alek (19), Xavier (9) and Karly (7).



TY SAMPSON

**VIDEO COORDINATOR
FIFTH YEAR
ILLINOIS '13
PHOENIX, ARIZ.**

Ty Sampson, who is in his fifth year with the men's basketball team, is Xavier's first full-time Video Coordinator for Men's Basketball. Sampson, who spent two seasons working as a graduate program assistant, came to Xavier after graduating from the University of Illinois in 2013 with a degree in finance. Sampson, who worked with the Illinois basketball program as an undergrad, earned his master's degree in business administration at XU in 2015.

Sampson's primary responsibilities include assisting in the program's video operations, including film breakdown, coordinating film exchange, creating team highlight videos, advance scouting of opponents and helping Xavier players with individual film needs. Sampson also assists the coaching staff in limited on-court activities during practice, advance scouting, on-campus recruiting and team academics.



RICARDO JOHNSON

**GRADUATE PROGRAM ASSISTANT
SECOND YEAR
OHIO '14
CINCINNATI, OHIO**

Ricardo Johnson, who is in his second year on Chris Mack's staff, was a part of the winningest class in Ohio University basketball history. Playing for former Xavier assistant John Groce, Johnson reached postseason play in each of his four seasons in Athens. Johnson helped Ohio win the MAC Regular Season Championship and reach the NCAA Tournament Sweet 16 in 2012.

Johnson, a 2014 graduate of Ohio University with a bachelor's degree in communications, comes to Xavier after serving as a volunteer assistant at Panola Junior College in Carthage, Texas. He helped the Ponies finish 24-9 and runner-up in Region 14.

Johnson won a state championship in 2009 at Holmes High School in Covington, Ky., while being named State MVP. Johnson is currently pursuing a master's degree in sports administration from Xavier University.



TREY SCOTTI

**GRADUATE PROGRAM ASSISTANT
FIRST YEAR
INDIANA '17
PEKIN, ILL.**

Trey Scotti is in his first year with the Xavier men's basketball team. Scotti, a 2017 graduate of Indiana University with a degree in sports management with minors in business and marketing, served as the head manager for the IU basketball team from 2013-17, participating in practice, logging opponent film, recording opponent and potential tournament opponent games, leading the process for interviewing new managers, and creating playbooks for players and coaches. Scotti, a native of Pekin, Illinois, earned Second Team All-Conference and Second Team All-Area his junior and senior seasons at Pekin Community High School.

Scotti's responsibilities include assisting the coaching staff in limited on-court activities during practice, advance scouting, video and on-campus recruiting. In addition to his basketball duties, he is working on completing his master's degree in sports administration this December.



The 2017-18 Student Program Assistants

Front Row (L-R): junior Dashaun Williams (Cincinnati, Ohio), junior Quinn Douglas (Cleveland, Ohio), junior Spike Murray (Woodstock, Ill.), senior Mason Schaaf (Worthington, Ohio), senior Tanner Skelton (Convoy, Ohio), senior Tom Lucas (Chicago, Ill.), senior Michael Misleh (Cincinnati, Ohio), junior Collin Southworth (Columbus, Ohio), junior Josh Theis (Cincinnati, Ohio). Back Row (L-R): freshman Cam Massa (Cincinnati, Ohio), sophomore Ryan Lutz (Cincinnati, Ohio), freshman Avery Robbins (Lakebluff, Ill.), freshman Mohammad Haroon (San Marino, Calif.), sophomore Paolo Fridman (Glenview, Ill.), freshman Kristopher Glover (Chicago, Ill.), freshman John Witt (Cincinnati, Ohio), freshman Michael Sarallo (Cary, Ill.), sophomore Nate Bohn (Indianapolis, Ind.)



Georgetown 75 • 10-10, 1-6 BE

Game box score for Georgetown vs Xavier. Includes player names, FG-FGA, 3-PT, Rebounds, PF, TP, A TO Blk Stl, Min.

FG % 1st Half: 12-24 50.0% 2nd half: 16-28 57.1% Game: 28-52 53.8% 3FG % 1st Half: 4-9 44.4% 2nd half: 4-11 36.4% Game: 8-20 40.0% FT % 1st Half: 5-7 71.4% 2nd half: 6-7 85.7% Game: 11-14 78.6%

Xavier 86 • 14-5, 4-3 BE

Game box score for Xavier vs Georgetown. Includes player names, FG-FGA, 3-PT, Rebounds, PF, TP, A TO Blk Stl, Min.

FG % 1st Half: 10-26 38.5% 2nd half: 12-24 50.0% Game: 22-50 44.0% 3FG % 1st Half: 2-9 22.2% 2nd half: 4-6 66.7% Game: 6-15 40.0% FT % 1st Half: 12-19 63.2% 2nd half: 24-30 80.0% Game: 36-49 73.5%

Officials: Ed Corbett, Roger Ayers, Matt Potter Technical fouls: Georgetown-None. Xavier-None. Attendance: 10343

Score by periods table for Georgetown vs Xavier.

Last FG - GU 2nd-01:24, XU 2nd-02:14. Largest lead - GU by 5 1st-13:38, XU by 13 2nd-01:03. GU led for 08:00. XU led for 28:03. Game was tied for 03:57.



GAME 19 XAVIER 86 GEORGETOWN 75 Sun., Jan. 22, 2017 Cintas Center

Xavier led by 12 with 16 minutes remaining, but Georgetown fought back to tie the game 58-58 with just under 10 minutes to play.

Xavier answered GU's run with a 12-3 run to take control of the game.



Xavier 82 • 15-6 (5-3)

Game box score for Xavier vs St. John's. Includes player names, FG-FGA, 3-PT, Rebounds, PF, TP, A TO Blk Stl, Min.

FG % 1st Half: 12-26 46.2% 2nd half: 15-31 48.4% Game: 27-57 47.4% 3FG % 1st Half: 1-9 11.1% 2nd half: 4-9 44.4% Game: 5-18 27.8% FT % 1st Half: 7-11 63.6% 2nd half: 16-23 69.6% Game: 23-34 67.6%

St. John's 77 • 10-13 (4-6)

Game box score for St. John's vs Xavier. Includes player names, FG-FGA, 3-PT, Rebounds, PF, TP, A TO Blk Stl, Min.

FG % 1st Half: 8-24 33.3% 2nd half: 16-31 51.6% Game: 24-55 43.6% 3FG % 1st Half: 2-12 16.7% 2nd half: 3-11 27.3% Game: 5-23 21.7% FT % 1st Half: 7-8 87.5% 2nd half: 17-24 70.8% Game: 24-32 75.0%

Officials: Ed Corbett, Doug Shows, Gary Prager Technical fouls: Xavier-None. St. John's-None. Attendance: 8723

Score by periods table for St. John's vs Xavier.

Last FG - XU 2nd-02:03, SJU 2nd-00:17. Largest lead - XU by 15 2nd-09:52, SJU None. XU led for 39:43. SJU led for 00:00. Game was tied for 00:14.

Points, In, Off, 2nd, Fast, Bench table for St. John's vs Xavier.

Score tied - 0 times. Lead changed - 0 times.

Xavier 78 • 14-6

Game box score for Xavier vs Cincinnati. Includes player names, FG-FGA, 3-PT, Rebounds, PF, TP, A TO Blk Stl, Min.

FG % 1st Half: 14-26 53.8% 2nd half: 8-30 26.7% Game: 22-56 39.3% 3FG % 1st Half: 10-15 66.7% 2nd half: 5-13 38.5% Game: 15-28 53.6% FT % 1st Half: 6-7 85.7% 2nd half: 13-16 81.3% Game: 19-23 82.6%

Cincinnati 86 • 18-2

Game box score for Cincinnati vs Xavier. Includes player names, FG-FGA, 3-PT, Rebounds, PF, TP, A TO Blk Stl, Min.

FG % 1st Half: 13-27 48.1% 2nd half: 17-33 51.5% Game: 30-60 50.0% 3FG % 1st Half: 3-9 33.3% 2nd half: 5-14 35.7% Game: 8-23 34.8% FT % 1st Half: 7-16 43.8% 2nd half: 11-21 52.4% Game: 18-37 48.6%

Officials: John Higgins, Doug Shows, Tony Greene Technical fouls: Xavier-None. Cincinnati-EVANS, Jacob. Attendance: 13477

Score by periods table for Cincinnati vs Xavier.

Last FG - XU 2nd-03:33, CIN 2nd-00:59. Largest lead - XU by 9 2nd-19:28, CIN by 9 2nd-06:09. XU led for 21:13. CIN led for 17:49. Game was tied for 00:58.



GAME 20 XAVIER 78 CINCINNATI 86 Thu., Jan. 26, 2017 Fifth Third Arena Cincinnati, Ohio

Trevon Bluiett scored a career-high 40 points, tying the school record with nine 3-pointers.

Xavier led by eight at the half, but 26.7 percent (8-30) shooting in the second half led to defeat.



Seton Hall 70 • 13-8, 3-6 BE

Game box score for Seton Hall vs Xavier. Includes player names, FG-FGA, 3-PT, Rebounds, PF, TP, A TO Blk Stl, Min.

FG % 1st Half: 14-37 37.8% 2nd half: 14-28 50.0% Game: 28-65 43.1% 3FG % 1st Half: 4-18 22.2% 2nd half: 4-11 36.4% Game: 8-29 27.6% FT % 1st Half: 0-1 0.0% 2nd half: 6-11 54.5% Game: 6-12 50.0%

Xavier 72 • 16-6, 6-3 BE

Game box score for Xavier vs Seton Hall. Includes player names, FG-FGA, 3-PT, Rebounds, PF, TP, A TO Blk Stl, Min.

FG % 1st Half: 13-34 38.2% 2nd half: 13-23 56.5% Game: 26-57 45.6% 3FG % 1st Half: 2-8 25.0% 2nd half: 4-7 57.1% Game: 6-15 40.0% FT % 1st Half: 0-3 0.0% 2nd half: 14-18 77.8% Game: 14-21 66.7%

Officials: Pat Driscoll, Joe Lindsay, Jamie Luckie Technical fouls: Seton Hall-POWELL, Myles. Xavier-GASTON, RaShid. Attendance: 10087

Score by periods table for Xavier vs Seton Hall.

Last FG - SHU 2nd-00:11, XU 2nd-00:05. Largest lead - SHU by 6 2nd-12:51, XU by 8 1st-14:06. SHU led for 11:11. XU led for 25:33. Game was tied for 03:16.

Points, In, Off, 2nd, Fast, Bench table for Xavier vs Seton Hall.

Score tied - 7 times. Lead changed - 2 times.



GAME 21 XAVIER 82 ST. JOHN'S 77 Sun., Jan. 29, 2017 Madison Square Garden New York, N.Y.

Edmond Sumner, who scored 17 points in what proved to be his last XU game, suffered a season-ending torn ACL injury in the second half.

Freshman Quentin Goodin stepped up with a career-high 16 points.



GAME 22 XAVIER 72 SETON HALL 70 Wed., Feb. 1, 2017 Cintas Center

Trevon Bluiett hit the game-winning floater with 4.4 seconds left and finished with 24 points, his fourth straight game with at least 20 points

With 11 minutes remaining, Xavier went on a 16-3 run fueled by eight points from Kaiser Gates.



2016-17 OVERALL STATISTICS (24-14 Overall: 12-4 Home, 4-8 Away, 8-2 Neutral)

## Player	GP-GS	---TOTAL---			-----3-PTS-----			----REBOUNDS----														Pts - Avg			
		Min--Avg	FG-FGA	Pct	3FG-FGA	Pct	3FG/G	FT-FTA	Pct	Off	Def	Tot	Avg	PF	FO	A	APG	TO	TOPG	A/TO	Blk		BPG	Stl	SPG
05 BLUIETT, Trevon	36-36	1263-35.1	212-484	.438	91-245	.371	2.53	150-199	.754	26	178	204	5.7	86	2	75	2.08	78	2.17	0.96	4	0.11	32	0.89	665-18.5
55 MACURA, J.P.	38-38	1272-33.5	179-420	.426	64-188	.340	1.68	124-158	.785	50	117	167	4.4	90	1	110	2.89	77	2.03	1.43	8	0.21	54	1.42	546-14.4
04 SUMNER, Edmond	21-20	696-33.1	101-211	.479	12-44	.273	0.57	100-136	.735	11	80	91	4.3	51	0	105	5.00	58	2.76	1.81	16	0.76	27	1.29	314-15.0
35 GASTON, RaShid	38-18	690-18.2	115-195	.590	0-0	.000	0.00	50-91	.549	93	132	225	5.9	87	3	23	0.61	41	1.08	0.56	19	0.50	6	0.16	280-7.4
11 BERNARD, Malcolm	38-35	1065-28.0	84-201	.418	46-117	.393	1.21	36-61	.590	47	108	155	4.1	104	2	58	1.53	56	1.47	1.04	12	0.32	38	1.00	250-6.6
54 O'MARA, Sean	38-8	523-13.8	88-145	.607	0-0	.000	0.00	54-79	.684	51	65	116	3.1	66	0	23	0.61	32	0.84	0.72	13	0.34	12	0.32	230-6.1
03 GOODIN, Quentin	38-18	916-24.1	70-200	.350	13-51	.255	0.34	42-73	.575	6	71	77	2.0	80	1	131	3.45	74	1.95	1.77	6	0.16	34	0.89	195-5.1
22 GATES, Kaiser	33-4	692-21.0	63-163	.387	40-118	.339	1.21	26-36	.722	37	96	133	4.0	60	0	22	0.67	22	0.67	1.00	5	0.15	15	0.45	192-5.8
00 JONES, Tyrique	37-13	407-11.0	68-113	.602	0-0	.000	0.00	20-41	.488	58	56	114	3.1	74	3	11	0.30	27	0.73	0.41	16	0.43	9	0.24	156-4.2
21 STAINBROOK, Tim	13-0	37-2.8	1-5	.200	1-5	.200	0.08	0-0	.000	0	3	3	0.2	4	0	2	0.15	0	0.00	1.00	1	0.08	0	0.00	3-0.2
10 SCHRAND, Leighton	8-0	8-1.0	0-1	.000	0-0	.000	0.00	3-4	.750	0	0	0	0.0	1	0	0	0.00	1	0.13	0.00	0	0.00	0	0.00	3-0.4
15 DAVIS, Myles	3-0	34-11.3	0-8	.000	0-6	.000	0.00	2-4	.500	0	2	2	0.7	5	0	0	0.00	2	0.67	0.00	0	0.00	1	0.33	2-0.7
12 BARR, Cullen	9-0	8-0.9	0-2	.000	0-1	.000	0.00	0-0	.000	0	0	0	0.0	0	0	0	0.00	0	0.00	0.00	0	0.00	0	0.00	0-0.0
24 PETERSON, Conor	8-0	7-0.9	0-0	.000	0-0	.000	0.00	0-0	.000	0	2	2	0.3	0	0	0	0.00	0	0.00	0.00	0	0.00	0	0.00	0-0.0
20 BERGEN, Alex	7-0	7-1.0	0-0	.000	0-0	.000	0.00	0-0	.000	1	1	2	0.3	0	0	0	0.00	0	0.00	0.00	0	0.00	0	0.00	0-0.0
TEAM										71	54	125		3											
Total	38	7625	981-2148	.457	267-775	.345	7.03	607-882	.688	451	965	1416	37.3	711	12	560	14.74	478	12.58	1.17	100	2.63	228	6.00	2836-74.6
Opponents	38	7625	964-2144	.450	283-847	.334	7.45	500-716	.698	331	855	1186	31.2	807	22	530	13.95	454	11.95	1.17	143	3.76	243	6.39	2711-71.3

2016-17 BIG EAST STATISTICS (9-9/Seventh: 5-4 Home, 4-5 Away)

## Player	GP-GS	---TOTAL---			-----3-PTS-----			----REBOUNDS----														Pts - Avg			
		Min--Avg	FG-FGA	Pct	3FG-FGA	Pct	3FG/G	FT-FTA	Pct	Off	Def	Tot	Avg	PF	FO	A	APG	TO	TOPG	A/TO	Blk		BPG	Stl	SPG
55 MACURA, J.P.	18-18	577-32.1	85-197	.431	28-89	.315	1.56	67-89	.753	23	54	77	4.3	46	1	50	2.78	44	2.44	1.14	3	0.17	17	0.94	265-14.7
05 BLUIETT, Trevon	16-16	552-34.5	81-196	.413	35-100	.350	2.19	57-77	.740	16	81	97	6.1	39	1	33	2.06	35	2.19	0.94	1	0.06	11	0.69	254-15.9
35 GASTON, RaShid	18-10	367-20.4	68-105	.648	0-0	.000	0.00	28-48	.583	50	69	119	6.6	42	1	14	0.78	24	1.33	0.58	6	0.33	3	0.17	164-9.1
04 SUMNER, Edmond	8-7	263-32.9	41-83	.494	5-14	.357	0.63	48-66	.727	6	33	39	4.9	18	0	44	5.50	22	2.75	2.00	5	0.63	9	1.13	135-16.9
11 BERNARD, Malcolm	18-16	486-27.0	42-94	.447	23-60	.383	1.28	21-31	.677	21	35	56	3.1	45	2	31	1.72	28	1.56	1.11	5	0.28	17	0.94	128-7.1
22 GATES, Kaiser	18-3	422-23.4	38-97	.392	22-64	.344	1.22	23-29	.793	26	63	89	4.9	38	0	15	0.83	16	0.89	0.94	2	0.11	10	0.56	121-6.7
54 O'MARA, Sean	18-0	208-11.6	36-57	.632	0-0	.000	0.00	22-36	.611	23	24	47	2.6	27	0	10	0.56	14	0.78	0.71	3	0.17	5	0.28	94-5.2
03 GOODIN, Quentin	18-11	458-25.4	31-112	.277	7-31	.226	0.39	23-42	.548	3	37	40	2.2	44	1	69	3.83	31	1.72	2.23	2	0.11	21	1.17	92-5.1
00 JONES, Tyrique	18-9	202-11.2	37-59	.627	0-0	.000	0.00	10-23	.435	30	25	55	3.1	29	1	5	0.28	12	0.67	0.42	7	0.39	3	0.17	84-4.7
15 DAVIS, Myles	3-0	34-11.3	0-8	.000	0-6	.000	0.00	2-4	.500	0	2	2	0.7	5	0	0	0.00	2	0.67	0.00	0	0.00	1	0.33	2-0.7
10 SCHRAND, Leighton	3-0	3-1.0	0-0	.000	0-0	.000	0.00	1-2	.500	0	0	0	0.0	1	0	0	0.00	0	0.00	0.00	0	0.00	0	0.00	1-0.3
21 STAINBROOK, Tim	6-0	21-3.5	0-0	.000	0-0	.000	0.00	0-0	.000	0	1	1	0.2	2	0	1	0.17	0	0.00	1.00	0	0.00	0	0.00	0-0.0
12 BARR, Cullen	4-0	3-0.8	0-1	.000	0-0	.000	0.00	0-0	.000	0	0	0	0.0	0	0	0	0.00	0	0.00	0.00	0	0.00	0	0.00	0-0.0
24 PETERSON, Conor	3-0	2-0.7	0-0	.000	0-0	.000	0.00	0-0	.000	0	0	0	0.0	0	0	0	0.00	0	0.00	0.00	0	0.00	0	0.00	0-0.0
20 BERGEN, Alex	2-0	2-1.0	0-0	.000	0-0	.000	0.00	0-0	.000	0	0	0	0.0	0	0	0	0.00	0	0.00	0.00	0	0.00	0	0.00	0-0.0
TEAM										27	21	48		2											
Total	18	3600	459-1009	.455	120-364	.330	6.67	302-447	.676	225	445	670	37.2	338	7	272	15.11	233	12.94	1.17	34	1.89	97	5.39	1340-74.4
Opponents	18	3600	478-1015	.471	137-403	.340	7.61	268-354	.757	139	406	545	30.3	396	11	267	14.83	197	10.94	1.36	62	3.44	117	6.50	1361-75.6

2016 - 17 SEASON RESULTS

RECORD:
ALL GAMES
CONFERENCE
NON-CONFERENCE

OVERALL
(24-14)
(9-9)
(15-5)

HOME
(12-4)
(5-4)
(7-0)

AWAY
(4-8)
(4-5)
(0-3)

NEUTRAL
(8-2)
(0-0)
(8-2)

DATE	OPPONENT	SCORE	ATTEND	XAVIER HIGH SCORER	XAVIER HIGH REBOUNDER	OPPONENT HIGH SCORER
11/11/16	LEHIGH	W 84-81	10,250	(25) BLUIETT, Trevon	(11) BLUIETT, Trevon	(25) KEMPTON, Tim
11/14/16	BUFFALO	W 86-53	10,116	(18) MACURA, J.P.	(11) JONES, Tyrique	(15) PERKINS, Nick
11/17/16	+vs. MISSOURI	W (OT) 83-82	1,991	(19) MACURA, J.P.	(10) GASTON, RaShid	(24) HUGHES, Frankie
11/18/16	+vs. CLEMSON	W 83-77	1,002	(28) MACURA, J.P.	(7) BERNARD, Malcolm	(21) GRANTHAM, Donte
11/20/16	+vs. NORTHERN IOWA	W 67-59	2,016	(21) BLUIETT, Trevon	(8) BLUIETT, Trevon	(20) MORGAN, Jeremy
11/26/16	NORTHERN IOWA	W 64-42	10,028	(18) MACURA, J.P.	(8) BLUIETT, Trevon	(14) MORGAN, Jeremy
11/29/16	NORTH DAKOTA STATE	W 85-55	10,250	(23) BLUIETT, Trevon	(8) BERNARD, Malcolm	(18) GEU, Deng
12/3/16	at BAYLOR	L 61-76	9,684	(23) BLUIETT, Trevon	(8) GASTON, RaShid	(24) LECOMTE, Manu
12/7/16	at COLORADO	L 66-68	7,743	(27) BLUIETT, Trevon	(11) GASTON, RaShid	(23) WHITE, Derrick
12/10/16	UTAH	W 77-69	10,350	(18) BLUIETT, Trevon (18) MACURA, J.P.	(14) GASTON, RaShid	(19) DANIELS, Devon
12/17/16	WAKE FOREST	W 69-65	10,407	(20) BLUIETT, Trevon	(7) BLUIETT, Trevon	(20) CRAWFORD, Bryant
12/20/16	EASTERN WASHINGTON	W 85-56	10,250	(16) BLUIETT, Trevon	(6) MACURA, J.P.	(16) WILEY, Jacob
12/28/16	*PROVIDENCE	W 82-56	10,426	(22) BLUIETT, Trevon	(9) BLUIETT, Trevon	(17) JACKSON, Isaiiah
12/31/16	*at GEORGETOWN	W 81-76	11,275	(28) SUMNER, Edmond	(9) GASTON, RaShid	(21) PEAK, LJ
1/7/17	*ST. JOHN'S	W 97-82	10,474	(20) SUMNER, Edmond	(6) BLUIETT, Trevon	(32) LOVETT, Marcus
1/10/17	*at VILLANOVA	L 54-79	6,500	(11) SUMNER, Edmond	(6) O'MARA, Sean (6) GASTON, RaShid (8) BERNARD, Malcolm	(20) JENKINS, Kris (20) HART, Josh (21) BALDWIN, Kamar
1/14/17	*at BUTLER	L 78-83	9,166	(22) SUMNER, Edmond	(8) BERNARD, Malcolm	(15) FOSTER, Marcus
1/16/17	*CREIGHTON	L 67-72	10,348	(17) BLUIETT, Trevon	(17) GASTON, RaShid	(23) PRYOR, Rodney
1/22/17	*GEORGETOWN	W 86-75	10,343	(24) BLUIETT, Trevon	(7) SUMNER, Edmond	(21) EVANS, Jacob
1/26/17	at CINCINNATI	L 78-86	13,477	(40) BLUIETT, Trevon	(7) MACURA, J.P.	(23) POND, Shamorie
1/29/17	*at ST. JOHN'S	W 82-77	8,723	(21) BLUIETT, Trevon	(10) BLUIETT, Trevon	(26) POWELL, Myles
2/1/17	*SETON HALL	W 72-70	10,087	(24) BLUIETT, Trevon	(8) GATES, Kaiser	(17) FOSTER, Marcus
2/4/17	*at CREIGHTON	W 82-80	17,886	(16) JONES, Tyrique (16) BLUIETT, Trevon	(9) GATES, Kaiser	
2/8/17	*DEPAUL	W 72-61	10,250	(20) BLUIETT, Trevon	(10) GATES, Kaiser	(18) CYRUS, Brandon
2/11/17	*VILLANOVA	L 57-73	10,558	(23) GASTON, RaShid	(10) GASTON, RaShid	(17) BRUNSON, Jalen (17) DIVINCENZO, Donte
2/15/17	*at PROVIDENCE	L 63-75	10,102	(19) GASTON, RaShid	(14) GASTON, RaShid	(17) CARTWRIGHT, Kyron
2/18/17	*at MARQUETTE	L 61-83	19,033	(14) O'MARA, Sean	(10) GASTON, RaShid	(34) HOWARD, Markus
2/22/17	*at SETON HALL	L 64-71	7,139	(22) MACURA, J.P.	(7) GATES, Kaiser	(25) DELGADO, Angel
2/26/17	*BUTLER	L 79-88	10,312	(21) BLUIETT, Trevon	(6) GOODIN, Quentin	(25) MARTIN, Kelan
3/1/17	*MARQUETTE	L 84-95	10,071	(20) MACURA, J.P.	(7) GASTON, RaShid	(20) ROWSEY, Andrew
3/4/17	*at DEPAUL	W 79-65	6,774	(24) BLUIETT, Trevon	(10) BLUIETT, Trevon	(17) GARRETT JR., Billy
3/8/17	^vs. DEPAUL	W 75-64	14,830	(17) BLUIETT, Trevon	(9) BLUIETT, Trevon	(16) GARRETT JR., Billy
3/9/17	^vs. BUTLER	W 62-57	16,003	(23) BLUIETT, Trevon	(10) BERNARD, Malcolm	(15) MARTIN, Kelan
3/10/17	^vs. CREIGHTON	L 72-75	19,812	(22) MACURA, J.P.	(6) GASTON, RaShid	(21) PATTON, Justin (21) FOSTER, Marcus
3/16/17	\$vs. MARYLAND	W 76-65	15,869	(21) BLUIETT, Trevon	(7) O'MARA, Sean	(19) HUERTER, Kevin
3/18/17	\$vs. FLORIDA STATE	W 91-66	17,308	(29) BLUIETT, Trevon	(6) BLUIETT, Trevon	(20) BACON, Dwayne
3/23/17	\$\$vs. ARIZONA	W 73-71	16,884	(25) BLUIETT, Trevon	(7) MACURA, J.P.	(19) TRIER, Allonzo
3/25/17	\$\$vs. GONZAGA	L 59-83	17,011	(18) MACURA, J.P.	(7) GATES, Kaiser (7) BLUIETT, Trevon	(23) WILLIAMS-GOSS, Nigel

* = BIG EAST Conference game
^ = BIG EAST Conference Tournament (Madison Square Garden in New York, N.Y.)
\$ = NCAA Tournament 1st/2nd Rounds (Amway Center in Orlando, Fla.)
\$\$ = NCAA Tournament West Regional (SAP Center in San Jose, Calif.)
+ = Tire Pros Invitational (HP Fieldhouse in Orlando, Fla.)

ATTENDANCE SUMMARY	GAMES	TOTALS	AVG/GAME
HOME	16	164,520	10,282
AWAY	12	127,502	10,625
NEUTRAL	10	122,726	12,273
TOTAL	38	414,748	10,914

XAVIER INDIVIDUAL SINGLE GAME HIGHS

Points:.....40 by Trevon Bluiett at Cincinnati (1/26/17)
 Total FGM:.....12 by Trevon Bluiett at Cincinnati (1/26/17)
 Total FGA:.....19 by Trevon Bluiett vs. Northern Iowa (11/20/16)
 19 by Edmond Sumner vs. Missouri (11/17/16)
 Total FG% (Min. 5 Made):.1.000 (8-8) by Tyrique Jones at Creighton
 (2/4/17)
 3-Pt. FGM:.....9 by Trevon Bluiett at Cincinnati (1/26/17)
 3-Pt. FGA:.....13 by Trevon Bluiett at Colorado (12/7/16)
 3-Pt. FG% (Min. 2 Made):.1.000 (3-3) by Malcolm Bernard vs. Arizona
 (3/23/17)
 FTM:.....14 by Edmond Sumner at Georgetown (12/31/16)
 FTA:.....17 by Edmond Sumner at Georgetown (12/31/16)
 FT% (Min. 3 Made):.....1.000 (10-10) by J.P. Macura vs. Buffalo
 (11/14/16)
 Rebounds:.....17 by RaShid Gaston vs. Creighton (1/16/17)
 Assists:.....9 by Quentin Goodin vs. Maryland (3/16/17)
 9 by Edmond Sumner vs. Eastern Washington
 (12/20/16)
 Steals:.....5 by Quentin Goodin at Creighton (2/4/17)
 Blocks:.....4 by RaShid Gaston vs. Missouri (11/17/16)
 Turnovers:.....7 by J.P. Macura at Butler (1/14/17)

OPPONENT INDIVIDUAL SINGLE GAME HIGHS

Points:.....34 by Markus Howard of Marquette (2/18/17)
 FGM:.....11 by Markus Howard of Marquette (2/18/17)
 FGA:.....20 by Marcus Foster of Creighton (1/16/17)
 20 by Frankie Hughes of Missouri (11/17/16)
 FG% (Min. 5 Made):......875 (7-8) by Katin Reinhardt of Marquette
 (3/1/17)
 3-Pt. FGM:.....9 by Markus Howard of Marquette (2/18/17)
 3-Pt. FGA:.....13 by Frankie Hughes of Missouri (11/17/16)
 3-Pt FG% (Min. 2 Made):.1.000 (2-2) by Isaiah Zierden of Creighton
 (3/10/17)
 1.000 (2-2) by Jonathan Mulmore of Georgetown
 (1/22/17)
 1.000 (2-2) by Toby Hegner of Creighton (1/16/17)
 1.000 (2-2) by Ty Gibson of Eastern Washington
 (12/20/16)
 1.000 (2-2) by Jordan Ashton of Northern Iowa
 (11/20/16)
 FTM:.....11 by Shamorie Ponds of St. John's (1/29/17)
 11 by Kevin Puryear of Missouri (11/17/16)
 FTA:.....14 by Kyle Washington of Cincinnati (1/26/17)
 FT% (Min. 3 Made):.....1.000 (9-9) by Andrew Rowsey of Marquette
 (3/1/17)
 Rebounds:.....13 by Angel Delgado of Seton Hall (2/22/17)
 13 by Angel Delgado of Seton Hall (2/1/17)
 Assists:.....12 by Kahron Ross of Lehigh (11/11/16)
 Steals:.....5 by Kamar Baldwin of Butler (2/26/17)
 5 by Madison Jones of Seton Hall (2/1/17)
 Blocks:.....6 by Jo Lual-Acuil Jr. of Baylor (12/3/16)
 Turnovers:.....6 by Marcus LoVett of St. John's (1/7/17)
 6 by Bennett Koch of Northern Iowa (11/20/16)
 6 by Blake Hamilton of Buffalo (11/14/16)

XAVIER TEAM SINGLE GAME HIGHS

Total Points:.....97 vs. St. John's (1/7/17)
 Total Field Goals:.....34 vs. St. John's (1/7/17)
 Total Field Goal Attempts:.....70 vs. Missouri (11/17/16)
 Total Field Goal Percentage:......604 (32-53) vs. Providence (12/28/16)
 3-Pt. Field Goals Made:.....15 at Cincinnati (1/26/17)
 3-Pt. Field Goal Attempts:.....32 at Villanova (1/10/17)
 3-Pt. Field Goal Percentage:......647 (11-17) vs. Florida State (3/18/17)
 Free Throws Made:.....36 vs. Georgetown (1/22/17)
 Free Throw Attempts:.....49 vs. Georgetown (1/22/17)
 Free Throw Percentage:......842 (16-19) vs. Lehigh (11/11/16)
 Rebounds:.....52 vs. Missouri (11/17/16)
 Assists:.....23 vs. North Dakota State (11/29/16)
 Steals:.....11 vs. Eastern Washington (12/20/16)
 11 vs. Northern Iowa (11/20/16)
 Blocks:.....9 vs. Missouri (11/17/16)
 Turnovers:.....19 vs. DePaul (2/8/17)
 19 at St. John's (1/29/17)

OPPONENT SINGLE GAME HIGHS

Total Points:.....95 by Marquette (3/1/17)
 Total Field Goals:.....34 by Butler (2/26/17)
 Total Field Goal Attempts:.....69 by Wake Forest (12/17/16)
 Total Field Goal Percentage:......611 (33-54) by Marquette (3/1/17)
 3-Pt. Field Goals Made:.....13 by Creighton (3/10/17)
 13 by Marquette (2/18/17)
 13 by Creighton (2/4/17)
 3-Pt. Field Goal Attempts:.....36 by Marquette (2/18/17)
 3-Pt. Field Goal Percentage:......650 by Creighton (3/10/17)
 Free Throws Made:.....33 by Butler (1/14/17)
 Free Throw Attempts:.....38 by Butler (1/14/17)
 Free Throw Percentage:......917 (11-12) by Creighton (1/16/17)
 Rebounds:.....42 by Cincinnati (1/26/17)
 Assists:.....22 by Georgetown (1/22/17)
 Steals:.....13 by Providence (2/15/17)
 Blocks.....9 by Cincinnati (1/26/17)
 Turnovers:.....21 by Buffalo (11/14/16)



Trevon Bluiett scored a career-high 40 points on the strength of a school-record tying nine 3-pointers at Cincinnati on January 26. Bluiett posted XU individual highs for last season in points (40), total field goals (12) and 3-point field goals (9). Bluiett had the second-highest scoring game of the season as well with 29 points in the win over Florida State in the NCAA Tournament Second Round.

2016-17 XAVIER RECORDS BREAKDOWN

Leading at the half:	14-7	Playing at night:	16-9
Trailing at the half:	9-7	Playing in the morning or afternoon:	8-5
Tied at the half:	1-0		
In Overtime:	1-0	Trevon Bluiett leads team in scoring:	18-5
		J.P. Macura leads team in scoring:	5-4
XU Shooting 50% or better:	10-0	Edmond Sumner leads team in scoring:	2-2
XU Shooting between 40-49.9%:	13-8	RaShid Gaston leads team in scoring:	0-2
XU Shooting less than 40%:	1-6	Tyrique Jones leads team in scoring:	1-0
Opponents shoot 50% or better:	4-6	Sean O'Mara leads team in scoring:	0-1
Opponents shoot less than 50%:	20-8		
		One player scores in double figures	0-0
XU outrebounds its opponent:	20-9	Two players score in double figures:	3-6
Opponent outrebounds XU:	4-3	Three players score in double figures:	5-4
Teams are tied in rebounds:	0-2	Four players score in double figures:	12-4
		Five players score in double figures:	3-0
XU Scoring 50 points or less:	0-0	Six players score in double figures:	1-0
XU Scoring 51-59 points:	0-3	Seven players score in double figures:	0-0
XU Scoring 60-69 points:	4-6		
XU Scoring 70-79 points:	7-4	In November:	7-0
XU Scoring 80-89 points:	11-1	In December:	5-2
XU Scoring 90-99 points:	2-0	In January:	3-4
XU Scoring 100 or more points:	0-0	In February:	3-5
		In March:	6-3
Allowing 50 points or less:	1-0		
Allowing 51-59 points:	6-0	On Sunday:	3-1
Allowing 60-69 points:	7-1	On Monday:	1-1
Allowing 70-79 points:	6-7	On Tuesday:	2-1
Allowing 80-89 points:	4-5	On Wednesday:	4-4
Allowing 90 points or more:	0-1	On Thursday:	4-1
		On Friday:	2-1
Game is decided by 1-4 points:	6-2	On Saturday:	8-5
Game is decided by 5-10 points:	6-5		
Game is decided by 11-20 points:	6-4		
Game is decided by 21 points or more:	6-3		

Double-Figure Scoring Games (130): Bluiett (33), Macura (32), Sumner (19), Gaston (11), Bernard (10), O'Mara (9), Goodin (6), Gates (6), Jones (4)

Double-Figure Rebounding Games (13): Gaston (7), Bluiett (3), Jones (1), Gates (1), Bernard (1)

20-Point (20-29) Scoring Games (29): Bluiett (18), Macura (6), Sumner (4), Gaston (1)

40-Point (40-49) Scoring Games (1): Bluiett (1)

Double-Doubles/Pts.-Reb. (11): Gaston (7), Bluiett (3), Bernard (1)

THE LAST TIME THAT...

Xavier scored 80-89 points: Marquette 95, Xavier 84 at CC (3-1-17)

Opponent scored 80-89 points: Gonzaga 83, XU 59 in NCAA Tournament in San Jose (3-25-17)

Xavier scored 90-99 points: XU 91, Florida State 66 in NCAA Tournament in Orlando (3-18-17)

Opponent scored 90-99 points: Marquette 95, Xavier 84 at CC (3-1-17)

Xavier scored 100 points or more: XU 117, Fairleigh Dickinson 75 at CC (11-9-12)

Opponent scored 100 points or more: Kansas State 101, XU 96 in 2OT in NCAA Trn. (3-25-10)

Xavier scored 60 points or less: Gonzaga 83, XU 59 in NCAA Tournament in San Jose (3-25-17)

Opponent scored 60 points or less: XU 62, Butler 57 at Madison Square Garden (3-9-17)

Xavier scored 50 points or less: Tennessee 64, XU 49 at Battle 4 Atlantis (11-29-13)

Opponent scored 50 points or less: XU 64, Northern Iowa 42 at CC (11-26-16)

Xavier scored 40 points or less: Temple 59, XU 40 at TU (1-25-00)

Opponent scored 40 points or less: XU 65, Delaware State 33 at CC (12-28-07)

Xavier won by 10-19 points: XU 76, Maryland 65 in NCAA Tournament in Orlando (3-16-17)

Opponent won by 10-19 points: Marquette 95, Xavier 84 at CC (3-1-17)

Xavier won by 20-29 points: XU 91, Florida State 66 in NCAA Tournament in Orlando (3-18-17)

Opponent won by 20-29 points: Gonzaga 83, XU 59 in NCAA Tournament in San Jose (3-25-17)

Xavier won by 30 points or more: XU 85, NDSU 55 at CC (11-29-16)

Opponent won by 30 points or more: Villanova 95, XU 64 at VU (12-31-15)

Xavier scored 50 or more in the first half: 54 vs. St. John's at CC (1-7-17)

Opponent scored 50 or more in the first half: 50 by DePaul at CC (1-24-15)

Xavier scored 50 or more in second half: 53 vs. Marquette at CC (3-1-17)

Opponent scored 50 or more in the second half: 51 by Marquette at CC (3-1-17)

Xavier scored 25 or less in the first half: 23 vs. Villanova at CC (2-11-17)

Opponent scored 25 or less in the first half: 25 by St. John's at Madison Square Garden (1-29-17)

Xavier scored 25 or less in second half: 20 vs. Gonzaga in NCAA Tournament in San Jose (3-25-17)

Opponent scored 25 or less in the second half: 21 by Alabama at AdvoCare Invitational (11-26-15)

Xavier played an overtime game: XU 83, Missouri 82 in overtime at Tire Pros Inv. (11-17-16)

Xavier played more than one overtime: Auburn 89, XU 88 2OT at AU (12-20-14)

Xavier won an overtime game: XU 83, Missouri 82 in overtime at Tire Pros Inv. (11-17-16)

Opponent won an overtime game: Creighton 79, XU 72 at CC (2-4-15)

Xavier shot 60 percent from the field: 60.4 (32-53) vs. Providence at CC (12-28-16)

Opponent shot 60 percent from the field: 61.1 (33-54) by Marquette at CC (3-1-17)

Xavier shot 50 pct. or more: 52.8 (28-53) vs. Arizona in NCAA Tournament in San Jose (3-23-17)

Opponent shot 50 percent or more: 54.7 (29-53) by Creighton at Madison Square Garden (3-10-17)

Xavier shot 35 pct. or worse: 35.0 (21-60) vs. Villanova at CC (2-11-17)

Opponent shot 35 percent or worse: 32.6 (14-43) by Northern Iowa at CC (11-26-16)

Xavier made 40 or more field goals: 43-61 vs. Fairleigh Dickinson at CC (11-9-12)

Opponent made 40 or more field goals: 48-81 by Kansas in Great Alaska Shootout (11-26-99)

Xavier made 30 or more free throws: 36-49 vs. Georgetown at CC (1-22-17)

Opponent made 30 or more free throws: 33-38 by Butler at BU (1-14-17)

Xavier made 20-29 free throws: 20-26 vs. Florida State in NCAA Tournament in Orlando (3-18-17)

Opponent made 20-29 free throws: 24-32 by St. John's at Madison Square Garden (1-29-17)

Xavier made 10 or more 3-Pt. FG: 11-17 vs. Florida State in NCAA Tournament in Orlando (3-18-17)

Opponent made 10 or more 3-Pt. FG: 12-24 by Gonzaga in NCAA Tournament in San Jose (3-25-17)

Xavier had 50 or more rebounds: 52 vs. Missouri at Tire Pros Inv. (11-17-16)

Opponent had 50 or more rebounds: 51 by Dayton at CC (1-16-10)

Xavier had 25 or more assists: 25 vs. Fairleigh Dickinson at CC (11-9-12)

Opponent had 25 or more assists: 25 by Villanova at VU (12-31-15)

Xavier had 15 or more steals: 15 vs. Seton Hall at SHU (2-28-16)

Opponent had 15 or more steals: 16 by Missouri in Puerto Rico Tip-Off (11-20-08)

Xavier had 10 or more blocked shots: 10 vs. Butler at CC (1-2-16)

Opponent had 10 or more blocked shots: 10 by St. John's at Madison Square Garden (2-23-15)

Xavier had 15 or more turnovers: 15 vs. Maryland in NCAA Tournament in Orlando (3-16-17)

Opponent had 15 or more turnovers: 15 by DePaul at DU (3-4-17)

Musketeer scored 20-29 pts.: 25 by Trevon Bluiett vs. Arizona in NCAA Tournament in San Jose (3-23-17)

Two or more Musketeer players with 20+ points in one game: 24 by Trevon Bluiett and 20 by J.P. Macura vs. Georgetown at CC (1-22-17)

Opponent scored 20-29 pts.: 23 by Nigel Williams-Goss of Gonzaga in NCAA Tournament in San Jose (3-25-17)

Musketeer scored 30-39 points: 32 by Tu Hol-loway vs. Dayton at CC (2-18-12)

Opponent scored 30-39 points in a game: 34 by Markus Howard of Marquette at MU (2-18-17)

Musketeer scored 40+ points in a game: 40 by Trevon Bluiett vs. Cincinnati at UC (1-26-17)

Opponent scored 40+ points in a game: 44 by Jimmel Ball of Akron at UA (12-21-96)

Musketeer grabbed 15 + reb.: 17 by RaShid Gaston vs. Creighton at CC (1-16-17)

Musketeer had 10 + assists: 12 by Myles Davis vs. Providence at CC (2-17-16)

Musketeer had 5 or more steals: 5 by Quentin Goodin vs. Creighton at CU (2-4-17)

Musketeer had 5 or more blocks: 6 by Travis Taylor vs. Saint Louis at CC (3-6-13)

Double-double (pts.-ast.): Myles Davis with 11 points, 12 rebounds, and 12 assists vs. Providence at CC (2-17-16)

Double-double (pts.-reb.): 12 points and 10 rebounds by Malcolm Bernard vs. Butler at Madison Square Garden (3-9-17)

Two Musketeer players with double-doubles in one game: 10 points and 15 rebounds by Jalen Reynolds and Myles Davis with 11 points, 12 rebounds and 12 assists vs. Providence at CC (2-17-16)

Triple-double (pts.-reb.-ast.): Myles Davis with 11 points, 12 rebounds and 12 assists vs. Providence at CC (2-17-16)

Five Musketeers scored in double figures: 5 vs. Florida State in NCAA Tournament in Orlando (3-18-17)

Six Musketeers scored in double figures: 6 vs. St. John's at CC (1-7-17)

Seven Musketeers scored in double figures: 7 vs. Fairleigh Dickinson at CC (11-9-12)

2016-17 BIG EAST STAT LEADERS

Team	Conference	Pct.	PF	PA	Overall	Pct.	PF	PA
Villanova	15-3	.833	76.3	64.6	32-4	.889	77.2	62.7
Butler	12-6	.667	75.9	71.7	25-9	.735	76.3	68.9
Creighton	10-8	.556	78.2	73.9	25-10	.714	81.8	72.8
Seton Hall	10-8	.556	71.4	72.2	21-12	.636	73.2	70.4
Providence	10-8	.556	70.3	70.9	20-13	.606	70.3	66.9
Marquette	10-8	.556	80.6	77.2	19-13	.594	82.2	75.6
Xavier	9-9	.500	74.4	75.6	24-14	.632	74.6	71.3
St. John's	7-11	.389	76.1	82.7	14-19	.424	76.8	78.7
Georgetown	5-13	.278	70.7	73.7	14-18	.438	74.0	72.2
DePaul	2-16	.111	66.3	77.8	9-23	.281	68.9	74.6

To be ranked, a player must appear in at least 75.0% of their team's games.

SCORING	Cl	G	FG	3FG	FT	Pts	Avg/G
1. HART, Josh-VU	Sr	36	236	74	127	673	18.7
2. BLUIETT, Trevon-XU	Jr	36	212	91	150	665	18.5
3. FOSTER, Marcus-CU	Jr	35	245	73	75	638	18.2
4. PRYOR, Rodney-GU	Sr	32	212	84	69	577	18.0
5. PONDS, Shamorie-SJU	Fr	33	191	75	116	573	17.4
6. CARRINGTON, Khadeen-SHU	Jr	33	189	63	122	563	17.1
7. PEAK, LJ-GU	Jr	32	168	33	152	521	16.3
8. MARTIN, Kelan-BU	Jr	34	180	64	120	544	16.0
9. LOVETT, Marcus-SJU	Fr	30	166	50	94	476	15.9
10. BULLOCK, Rodney-PC	Jr	33	177	46	119	519	15.7
RODRIGUEZ, Desi-SHU	Jr	33	192	50	85	519	15.7
12. CAIN, Eli-DPU	So	32	169	51	111	500	15.6
13. DELGADO, Angel-SHU	Jr	33	197	0	109	503	15.2
14. GARRETT, Billy-DPU	Sr	32	140	41	157	478	14.9
15. BRUNSON, Jalen-VU	So	36	183	42	120	528	14.7
16. MACURA, J.P.-XU	Jr	38	179	64	124	546	14.4
17. AHMED, Bashir-SJU	Jr	33	142	52	106	442	13.4
18. HOWARD, Markus-MU	Fr	31	136	82	56	410	13.2
19. JENKINS, Kris-VU	Sr	36	142	86	100	470	13.1
20. PATTON, Justin-CU	Fr	35	200	8	45	453	12.9
21. HOLT, Emmitt-PC	Jr	32	149	21	82	401	12.5
22. THOMAS, Khyri-CU	So	35	163	46	59	431	12.3
23. JOHNSON, Jajuan-MU	Sr	31	137	32	65	371	12.0
24. ROWSEY, Andrew-MU	Jr	32	106	71	88	371	11.6
25. CHRABASCZ, Andrew-BU	Sr	34	129	25	105	388	11.4
26. CARTWRIGHT, Kryon-PC	Jr	33	132	31	80	375	11.4
27. FISCHER, Luke-MU	Sr	32	150	0	50	350	10.9
28. REINHARDT, Katin-MU	Sr	29	104	57	48	313	10.8
29. LINDSEY, Jalen-PC	Jr	32	106	74	57	343	10.7
30. POWELL, Myles-SHU	Fr	33	118	68	49	353	10.7

FIELD GOAL PCT	Cl	G	FGM	FGA	Pct.
1. PATTON, Justin-CU	Fr	35	200	296	.676
2. FISCHER, Luke-MU	Sr	32	150	232	.647
3. GASTON, RaShid-XU	Sr	38	115	195	.590
4. BRIDGES, Mikal-VU	So	36	128	233	.549
5. DELGADO, Angel-SHU	Jr	33	197	363	.543
6. BRUNSON, Jalen-VU	So	36	183	338	.541
7. HOLT, Emmitt-PC	Jr	32	149	285	.523
8. GOVAN, Jessie-GU	So	32	128	250	.512
9. HART, Josh-VU	Sr	36	236	463	.510
10. HOWARD, Markus	Fr	31	136	269	.506

REBOUNDING	Cl	G	Off	Def	Total	Avg/G
1. DELGADO, Angel-SHU	Jr	33	166	265	431	13.1
2. MCCALLUM, Tre'Darius-DPU	Jr	32	49	168	217	6.8
3. BULLOCK, Rodney-PC	Jr	33	45	166	211	6.4
4. HART, Josh-VU	Sr	36	51	179	230	6.4
5. PATTON, Justin-CU	Fr	35	59	159	218	6.2
6. GASTON, RaShid-XU	Sr	38	93	132	225	5.9
7. FISCHER, Luke-MU	Sr	32	82	107	189	5.9
8. THOMAS, Khyri-CU	So	35	53	149	202	5.8
9. MARTIN, Kelan-BU	Jr	34	34	162	196	5.8
10. BLUIETT, Trevon-XU	Jr	36	26	178	204	5.7
11. SANOGO, Ismael-SHU	Jr	28	47	109	156	5.6
12. AHMED, Bashir-SJU	Jr	33	59	121	180	5.5
13. REYNOLDS, Darryl-VU	Sr	31	63	105	168	5.4
14. HOLT, Emmitt-PC	Jr	32	55	117	172	5.4
15. RODRIGUEZ, Desi-SHU	Jr	33	43	128	171	5.2

ASSISTS	Cl	G	No.	Avg/G
1. CARTWRIGHT, Kryon-PC	Jr	33	222	6.7
2. BRUNSON, Jalen-VU	So	36	148	4.1
3. LEWIS, Tyler-BU	Sr	34	137	4.0
4. LOVETT, Marcus-SJU	Fr	30	113	3.8
5. PEAK, LJ-GU	Jr	32	111	3.5
6. GOODIN, Quentin-XU	Fr	38	131	3.4
7. GARRETT, Billy-DPU	Sr	32	107	3.3
8. THOMAS, Khyri-CU	So	35	117	3.3
9. JONES, Madison-SHU	Sr	33	104	3.2
10. CHRABASCZ, Andrew-BU	Sr	34	107	3.1
11. PONDS, Shamorie-SJU	Fr	33	102	3.1
12. HART, Josh-VU	Sr	36	106	2.9
13. CARRINGTON, Khadeen-SHU	Jr	33	97	2.9
14. MACURA, J.P.-XU	Jr	38	110	2.9
15. JOHNSON, Jajuan-MU	Sr	31	83	2.7

FREE THROW PCT	Cl	G	FTM	FTA	Pct.
1. ROWSEY, Andrew-MU	Jr	32	88	95	.926
2. GARRETT, Billy-DPU	Sr	32	157	178	.882
3. BRUNSON, Jalen-VU	So	36	120	137	.876
4. JENKINS, Kris-VU	Sr	36	100	116	.862
5. PONDS, Shamorie-SJU	Fr	33	116	141	.823
6. LOVETT, Marcus-SJU	Fr	30	94	117	.803
7. PEAK, LJ-GU	Jr	32	152	191	.796
8. JOHNSON, Jajuan-MU	Sr	31	65	82	.793
9. MACURA, J.P.-XU	Jr	38	124	158	.785
10. MARTIN, Kelan-BU	Jr	34	120	153	.784
11. CHEATHAM, Haanif-MU	So	32	79	103	.767
12. CHRABASCZ, Andrew-BU	Sr	34	105	138	.761
13. BLUIETT, Trevon-XU	Jr	36	150	199	.754
14. BULLOCK, Rodney-PC	Jr	33	119	159	.748
15. SAVAGE, Kethan-BU	Sr	30	71	95	.747

3-POINT FG PCT	Cl	G	3FG	FGA	Pct.
1. HOWARD, Markus-MU	Fr	31	82	150	.547
2. HUFF, Cole-CU	Sr	35	62	134	.463
3. LINDSEY, Jalen-PC	Jr	32	74	161	.460
4. HAUSER, Sam-MU	Fr	32	63	139	.453
5. ROWSEY, Andrew-MU	Jr	32	71	159	.447
6. MUSSINI, Federico-SJU	So	30	56	131	.427
7. WOODSON, Avery-BU	Sr	34	75	178	.421
8. ZIERDEN, Isaiah-CU	Sr	35	41	99	.414
9. PRYOR, Rodney-GU	Sr	32	84	204	.412
10. HART, Josh-VU	Sr	36	74	183	.404
11. BERNARD, Malcolm-XU	Sr	38	46	117	.393
THOMAS, Khyri-CU	So	35	46	117	.393
13. BRIDGES, Mikal-VU	So	36	44	112	.393
14. CARRINGTON, Khadeen-SHU	Jr	33	63	165	.382
15. LOVETT, Marcus-SJU	Fr	30	50	131	.382

3-POINT FG MADE	Cl	G	3FG	Avg/G
1. HOWARD, Markus-MU	Fr	31	82	2.6
2. PRYOR, Rodney-GU	Sr	32	84	2.6
3. BLUIETT, Trevon-XU	Jr	36	91	2.5
4. JENKINS, Kris-VU	Sr	36	86	2.4
5. LINDSEY, Jalen-PC	Jr	32	74	2.3
6. PONDS, Shamorie-SJU	Fr	33	75	2.3
7. ROWSEY, Andrew-MU	Jr	32	71	2.2
8. WOODSON, Avery-BU	Sr	34	75	2.2
9. FOSTER, Marcus-CU	Jr	35	73	2.1
10. POWELL, Myles-SHU	Fr	33	68	2.1







Web site: www.bigeast.com
 Address: 655 Third Avenue, New York, N.Y. 10017

Commissioner: Val Ackerman
 Deputy Commissioner and Chief Operating Officer: Vince Nicastro
 Chief Marketing Officer: Ann Wells Crandall
 Sr. Associate Commissioner, Broadcasting: Rick Gentile
 Sr. Associate Commissioner, Men's Basketball: Stu Jackson
 Sr. Associate Commissioner, Sports Media Relations: John Paquette
 Paquette cell: 401-265-2244 Paquette e-mail: jpaquette@bigeast.com
 Sr. Associate Commissioner, Sport Administration and Championships: Chris Schneider
 Supervisor of Officials, Men's Basketball: John Cahill



2018 BIG EAST CHAMPIONSHIP AT MADISON SQUARE GARDEN

The BIG EAST Conference

The BIG EAST Conference will forge ahead in 2017-18 for its fifth year in its current configuration. Founded by Dave Gavitt in 1979, the BIG EAST reorganized in 2013, entering a new era by returning to its basketball-focused heritage. The annual Gavitt Tipoff Games, pitting the BIG EAST vs. the Big Ten each November, honors Gavitt.



The BIG EAST Conference has earned 22 NCAA Tournament berths in its four years in the current 10-team configuration, including seven in 2017, five in 2016, six in 2015 and four in 2014. Nine of the 10 schools in the BIG EAST have earned NCAA berths in the past four seasons: Xavier (4), Villanova (4), Providence (4), Butler (3), Seton Hall (2), Creighton (2), Georgetown (1), St. John's (1) and Marquette (1).

Overall, the conference crowns champions in 22 sports with its student-athletes continuing to achieve success in the classroom as well as the athletic arena.

In 2012, the seven BIG EAST schools that do not compete in FBS football decided to return to the type of conference alignment that existed when the league was formed in 1979 and quickly surged to national prominence as a college basketball force. On December 15, 2012, these seven institutions (DePaul, Georgetown, Marquette, Providence, St. John's, Seton Hall and Villanova) announced their intention to separate from the football-playing schools in the previous BIG EAST and form an independent association and in March, 2013, the seven schools reached an agreement that enabled them to keep the BIG EAST name and establish a new conference entity beginning on July 1, 2013. The schools also assumed the old conference's long-term agreement with Madison Square Garden to host the BIG EAST Men's Basketball Championship. The schools also announced the addition of three distinguished institutions -- Butler, Creighton and Xavier -- and forged a landmark, long-term broadcast partnership with FOX Sports.

BIG EAST institutions are now located in seven of the nation's top 35 largest media markets, including New York, Chicago, Philadelphia, Washington, D.C., Indianapolis, Milwaukee and Cincinnati. The BIG EAST has moved its headquarters from Providence, its original location, to New York City.

Wednesday March 7 Thursday March 8 Friday March 9 Saturday March 10





Trevon Bluiett was a BIG EAST Conference First Team selection and a BIG EAST Championship All-Tournament Team selection as a sophomore and a junior.

2017 BIG EAST CHAMPIONSHIP
March 8-11 in Madison Square Garden

Championship
Villanova 74, Creighton 60

Semifinals
Villanova 55, Seton Hall 53
Creighton 75, Xavier 72

Quarterfinals
Villanova 108, St. John's 67
Seton Hall 82, Marquette 76
Xavier 62, Butler 57
Creighton 70, Providence 58

First Round
St. John's 74, Georgetown 73
Xavier 75, DePaul 64

2017 BIG EAST CHAMPIONSHIP
All-Tournament Team

Dave Gavitt Trophy
(Most Outstanding Player)
Josh Hart, Villanova

BIG EAST All-Tournament Team
Jalen Brunson, Villanova
Kris Jenkins, Villanova
Marcus Foster, Creighton
Angel Delgado, Seton Hall
Trevon Bluiett, Xavier

2016-17 BIG EAST STANDINGS

Team (Postseason)	BIG EAST	Games	Home	Away	All	Games
*Villanova (NCAA)	15-3	.833	8-1	7-2	32-4	.889
Butler (NCAA)	12-6	.667	6-3	6-3	25-9	.735
Providence (NCAA)	10-8	.556	6-3	4-5	20-13	.606
Marquette (NCAA)	10-8	.556	7-2	3-6	19-13	.594
Seton Hall (NCAA)	10-8	.556	7-2	3-6	21-12	.636
Creighton (NCAA)	10-8	.556	5-4	5-4	25-10	.714
Xavier (NCAA)	9-9	.500	5-4	4-5	24-14	.632
St. John's	7-11	.389	5-4	2-7	14-19	.424
Georgetown	5-13	.278	3-6	2-7	14-18	.438
DePaul	2-16	.111	1-8	1-8	9-23	.281

*Won BIG EAST Championship

Player of the Year: Josh Hart (Villanova)

Freshman of the Year: Justin Patton (Creighton)

Defensive Players of the Year: Khyri Thomas (Creighton), Mikal Bridges (Villanova), and Josh Hart (Villanova)

Coach of the Year: Chris Holtmann (Butler)

Xavier Honorees:

Trevon Bluiett (All-BIG EAST First Team)



2016 BIG EAST CHAMPIONSHIP
March 9-12 in Madison Square Garden

Championship

Seton Hall 69, Villanova 67

Semifinals

Villanova 76, Providence 68
Seton Hall 87, Xavier 83

Quarterfinals

Villanova 81, Georgetown 67
Providence 74, Butler 60
Xavier 90, Marquette 72
Seton Hall 81, Creighton 73

First Round

Georgetown 70, DePaul 53
Marquette 101, St. John's 93

2016 BIG EAST CHAMPIONSHIP
All-Tournament Team

Dave Gavitt Trophy
(Most Outstanding Player)
Isaiah Whitehead, Seton Hall

BIG EAST All-Tournament Team

Khadeen Carrington, Seton Hall
Ismael Sanogo, Seton Hall
Josh Hart, Villanova
Kris Jenkins, Villanova
Trevon Bluiett, Xavier

2015-16 BIG EAST STANDINGS

Team (Postseason)	BIG EAST	Games	Home	Away	All	Games
Villanova (NCAA)	16-2	.889	8-1	8-1	35-5	.875
Xavier (NCAA)	14-4	.778	8-1	6-3	28-6	.824
*Seton Hall (NCAA)	12-6	.667	6-3	6-3	25-9	.735
Providence (NCAA)	10-8	.556	5-4	5-4	24-11	.686
Butler (NCAA)	10-8	.556	6-3	4-5	22-11	.667
Creighton (NIT)	9-9	.500	5-4	4-5	20-15	.571
Marquette	8-10	.444	4-5	4-5	20-13	.606
Georgetown	7-11	.389	4-5	3-6	15-18	.455
DePaul	3-15	.167	2-7	1-8	9-22	.290
St. John's	1-17	.056	1-8	0-9	8-24	.250

* Won BIG EAST Championship

Player of the Year: Kris Dunn (Providence)

Freshman of the Year: Henry Ellenson (Marquette)

Defensive Player of the Year: Kris Dunn (Providence)

Coaches of the Year: Kevin Willard (Seton Hall), Jay Wright (Villanova)

Xavier Honorees:

Trevon Bluiett (All-BIG EAST First Team)

Edmond Sumner (BIG EAST All-Freshman Team)

J.P. Macura (BIG EAST Sixth Man of the Year)



J.P. Macura was the 2015-16 BIG EAST Conference Sixth Man of the Year.



2015 BIG EAST CHAMPIONSHIP
March 11-14 in Madison Square Garden

Championship

Villanova 69, Xavier 52

Semifinals

Villanova 63, Providence 61
Xavier 65, Georgetown 63

Quarterfinals

Villanova 84, Marquette 49
Providence 74, St. John's 57
Georgetown 60, Creighton 55
Xavier 67, Butler 61 (OT)

First Round

Marquette 78, Seton Hall 56
Creighton 78, DePaul 63

2015 BIG EAST CHAMPIONSHIP
All-Tournament Team

Dave Gavitt Trophy
(Most Outstanding Player)

Josh Hart, Villanova

BIG EAST All-Tournament Team

Dylan Ennis, Villanova
Darrun Hilliard, Villanova
Jalen Reynolds, Xavier
Kris Dunn, Providence
D'Vauntes Smith-Rivera, Georgetown

2014 BIG EAST CHAMPIONSHIP
March 12-15 in Madison Square Garden

Championship

Providence 65, Creighton 58

Semifinals

Providence 80, Seton Hall 74
Creighton 86, Xavier 78

Quarterfinals

Seton Hall 64, Villanova 63
Providence 79, St. John's 74
Creighton 84, DePaul 62
Xavier 68, Marquette 65

First Round

Seton Hall 51, Butler 50
DePaul 60, Georgetown 56

2014 BIG EAST CHAMPIONSHIP
All-Tournament Team

Dave Gavitt Trophy
(Most Outstanding Player)

Bryce Cotton, Providence

BIG EAST All-Tournament Team

LaDontae Henton, Providence
Doug McDermott, Creighton
Austin Chatman, Creighton
Eugene Teague, Seton Hall
Semaj Christon, Xavier

2014-15 BIG EAST STANDINGS

Team (Postseason)	BIG EAST	Games	Home	Away	All	Games
*Villanova (NCAA)	16-2	.889	9-0	7-2	33-3	.917
Georgetown (NCAA)	12-6	.667	7-2	5-4	22-11	.667
Butler (NCAA)	12-6	.667	6-3	6-3	23-11	.676
Providence (NCAA)	11-7	.611	6-3	5-4	22-12	.647
St. John's (NCAA)	10-8	.556	7-2	3-6	21-12	.636
Xavier (NCAA)	9-9	.500	6-3	3-6	23-14	.622
DePaul	6-12	.333	4-5	2-7	12-20	.375
Seton Hall	6-12	.333	4-5	2-7	16-15	.516
Marquette	4-14	.222	3-6	1-8	13-19	.406
Creighton	4-14	.222	2-7	2-7	14-19	.424

* Won BIG EAST Championship

Players of the Year: Kris Dunn (Providence), Ryan Arcidiacono (Villanova)
Rookie of the Year: Angel Delgado (Seton Hall)
Defensive Players of the Year: Kris Dunn (Providence), Sir'Dominic Pointer (St. John's)
Coach of the Year: Jay Wright (Villanova)

Xavier Honorees:

Matt Stainbrook (All-BIG EAST Second Team)
Trevon Bluiett (All-BIG EAST Rookie Team)

2013-14 BIG EAST STANDINGS

Team (Postseason)	BIG EAST	Games	Home	Away	All	Game
Villanova (NCAA)	16-2	.889	8-1	8-1	29-5	.853
Creighton (NCAA)	14-4	.778	9-0	5-4	27-8	.771
Xavier (NCAA)	10-8	.556	7-2	3-6	21-13	.618
*Providence (NCAA)	10-8	.556	6-3	4-5	23-12	.657
St. John's (NIT)	10-8	.556	6-3	4-5	20-13	.606
Marquette	9-9	.500	6-3	3-6	17-15	.531
Georgetown (NIT)	8-10	.444	6-3	2-7	18-15	.545
Seton Hall	6-12	.333	3-6	3-6	17-17	.500
Butler	4-14	.222	2-7	2-7	14-17	.452
DePaul	3-15	.167	2-7	1-8	12-21	.364

* Won BIG EAST Championship

Player of the Year: Doug McDermott (Creighton)
Rookie of the Year: Billy Garrett, Jr. (DePaul)
Defensive Player of the Year: Fuquan Edwin (Seton Hall)
Coach of the Year: Jay Wright (Villanova)

Xavier Honorees:

Semaj Christon (BIG EAST First Team)
Matt Stainbrook (BIG EAST Honorable Mention)



Atlantic 10 Conference

Xavier competed in the Atlantic 10 Conference from the 1996 season through the 2012-13 season, following 16 years as a member of the Mid-western Collegiate Conference (1980-95). Xavier won or shared nine Atlantic 10 Regular Season Championships and won four tournament championships. XU had a composite record of 209-79 (.726) in A-10 regular season competition and 25-14 (.641) in A-10 Tournament action in 18 seasons in the Atlantic 10 Conference. Xavier's A-10 history included a streak of five A-10 Regular Season Championships from 2007-11 (2011, Co-Champs in 2010, 2009, 2008 and Co-Champs in 2007). The celebration below is from after the final regular season home game in the 2010-11 season, a 68-48 win over Charlotte at Cintas Center (3-2-11).



Year	School	Record	Regular Season Finish
1995-96	Xavier	8-8	3rd (West)
	Virginia Tech	13-3	T-1st (West)
	George Washington	13-3	T-1st (West)
1996-97	*Massachusetts	15-1	1st (East)
	Xavier	13-3	1st (West)
1997-98	*Saint Joseph's	13-3	1st (East)
	*Xavier	11-5	T-1st (West)
1998-99	Temple	13-3	1st (East)
	Xavier	12-4	2nd (West)
	George Washington	13-3	1st (West)
	Temple	13-3	1st (East)
1999-00	*Rhode Island	10-6	2nd (East)
	Xavier	9-7	T-2nd (West)
	Dayton	11-5	1st (West)
2000-01	*Temple	14-2	1st (East)
	Xavier	12-4	2nd
2001-02	*St. Joseph's	14-2	1st
	*Xavier	14-2	1st
2002-03	Xavier	15-1	1st (West)
	*Dayton	14-2	2nd (West)
2003-04	*Xavier	10-6	T-3rd (West)
	Saint Joseph's	16-0	1st (East)
2004-05	Xavier	10-6	T-2nd (West)
	*George Washington	11-5	1st (West)
2005-06	Saint Joseph's	14-2	1st (East)
	*Xavier	8-8	T-7th
2006-07	George Washington	16-0	1st
	Xavier	13-3	T-1st
2007-08	*George Washington	11-5	3rd
	Xavier	14-2	1st
2008-09	*Temple	11-5	2nd
	Xavier	12-4	1st
2009-10	*Temple	11-5	T-2nd
	Xavier	14-2	T-1st
2010-11	*Temple	14-2	T-1st
	Xavier	15-1	1st
2011-12	*Richmond	13-3	3rd
	Xavier	10-6	T-3rd
	Temple	13-3	1st
	*St. Bonaventure	10-6	T-3rd
2012-13	Xavier	9-7	T-6th
	*Saint Louis	13-3	1st

* - Denotes Atlantic 10 Tournament Champion



Stanley Burrell, the 2008 Atlantic 10 Conference Defensive Player of the Year, earned at least one Atlantic 10 honor in each of his four seasons at Xavier. He helped XU reach the NCAA Elite Eight in 2008



Chris Mack won the 2011 Atlantic 10 Conference Coach of the Year award.

XAVIER'S ALL-ATLANTIC 10 CONFERENCE HONORS

1996	Lenny Brown Gary Lumpkin	All-Rookie Team All-Rookie Team	2007	Justin Doellman Drew Lavender Stanley Burrell Derrick Brown Justin Cage	First Team Second Team; All-Championship Team Third Team All-Rookie Team All-Defensive Team
1997	Lenny Brown Gary Lumpkin	First Team First Team	2008	Sean Miller Stanley Burrell	Coach of the Year Defensive Player of the Year, All-Defensive Team & Third Team
1998	James Posey Lenny Brown James Posey	Sixth Man Award Second Team and All-Championship Team Second Team, Sixth Man Award and Championship "Most Outstanding Player"		Drew Lavender Josh Duncan	Second Team Sixth Man of the Year & Second Team
	Darnell Williams Gary Lumpkin Torraye Braggs	Second Team and All-Championship Team Third Team All-Championship Team	2009	B.J. Raymond Derrick Brown C.J. Anderson	First Team Second Team Honorable Mention
1999	Lenny Brown James Posey	First Team	2010	Jordan Crawford Jason Love	First Team; All-Championship Team Third Team
	Lloyd Price	All-Rookie Team	2011	Tu Holloway	Player of the Year, First Team, All-Defensive Team
2000	Lloyd Price David West	Second Team All-Rookie Team		Mark Lyons Jamel McLean Kenny Frease Chris Mack	Third Team Third Team Honorable Mention Coach of the Year
2001	David West	Player of the Year, First Team, All-Defensive Team	2012	Tu Holloway Mark Lyons Dezmine Wells	First Team, All-Championship Team Third Team, All-Championship Team All-Rookie Team
2002	Romain Sato David West	All-Rookie Team Player of the Year, First Team, Defensive Player of the Year, All-Defensive Team, Championship "Most Outstanding Player"	2013	Travis Taylor Semaj Christon	Third Team, A-10 Most Improved Player Second Team, Rookie of the Year, All-Rookie Team
	Romain Sato	Second Team, All-Defensive Team, All-Championship Team			
	Lionel Chalmers Thad Matta	Third Team, All-Championship Team Coach of the Year			
2003	David West	Player of the Year, First Team, All-Defensive Team, All-Championship Team			
	Romain Sato Anthony Myles Dedrick Finn	First Team, All-Defensive Team Third Team All-Rookie Team			
2004	Romain Sato	First Team, All-Defensive Team, All-Championship Team			
	Lionel Chalmers	Third Team, Championship "Most Outstanding Player"			
	Anthony Myles	All-Championship Team			
2005	Justin Cage Stanley Burrell Brian Thornton	Third Team, All-Defensive Team All-Rookie Team, All-Championship Team A-10 Student-Athlete of the Year, All-Academic Team			
2006	Brian Thornton	First Team, A-10 Student-Athlete of the Year, All-Academic Team			
	Stanley Burrell Justin Cage	Second Team Championship "Most Outstanding Player", All-Defensive Team			
	Josh Duncan	All-Championship Team			



David West won an Atlantic 10 Conference record three straight A-10 Player of the Year awards in 2001, 2002 and 2003. He is seen here during his Cintas Center record 47-point game in the 2003 win over Dayton. West also grabbed 18 rebounds in that game.

ALL-MCC SELECTIONS TEAM

1980	Gary Massa -----	Second
	Jon Hanley -----	Second
1981	Anthony Hicks -----	Second
	Jeff Jenkins -----	Rookie of the Year
	Bob Staak -----	Coach of the Year
1982	Anthony Hicks -----	AP & UPI First
1983	Anthony Hicks -----	AP & UPI First
	Dexter Bailey -----	AP & UPI Second
	Jeff Jenkins -----	AP & UPI Second
1984	Victor Fleming -----	UPI First & AP Second
	Jeff Jenkins -----	AP & UPI Second
1985	Richie Harris -----	UPI Second
	Byron Larkin -----	AP & UPI Newcomer of the Year
1986	Byron Larkin -----	AP & UPI First & Player of the Year
	Richie Harris -----	UPI First & AP Second
	Ralph Lee -----	AP Second
	Walt McBride -----	UPI Second
	Pete Gillen -----	AP Coach of the Year
1987	Byron Larkin -----	First
1988	Byron Larkin -----	First & Player of the Year
	Stan Kimbrough -----	Second
	Tyrone Hill -----	Second
	Derek Strong -----	All-Newcomer
	Jamal Walker -----	All-Newcomer
	Pete Gillen -----	Coach of the Year
1989	Tyrone Hill -----	First
	Stan Kimbrough -----	Second
1990	Tyrone Hill -----	First & Player of the Year
	Derek Strong -----	Second
	Jamal Walker -----	Second
	Jamie Gladden -----	All-Newcomer & Newcomer of the Year
	Pete Gillen -----	Coach of the Year
1991	Jamie Gladden -----	First
	Jamal Walker -----	First
	Michael Davenport -----	Second
	Brian Grant -----	Second & All-Newcomer
1992	Jamie Gladden -----	First
	Aaron Williams -----	First
	Brian Grant -----	Second
	Michael Hawkins -----	All-Newcomer
1993	Brian Grant -----	First & Player of the Year
	Jamie Gladden -----	First
	Pete Gillen -----	Coach of the Year
1994	Brian Grant -----	First & Player of the Year
	Tyrice Walker -----	Second
	Jeff Massey -----	All-Newcomer & Newcomer of the Year
	Pete Gillen -----	Coach of the Year
1995	Jeff Massey -----	First
	Michael Hawkins -----	Second
	T.J. Johnson -----	All-Newcomer & Freshman of the Year
	Skip Prosser -----	Coach of the Year



1981	Anthony Hicks -----	First & MVP
	Dwight Hollins -----	First
1983	Anthony Hicks -----	First
	Eddie Johnson -----	First
1984	Jeff Jenkins -----	First
	Victor Fleming -----	First
	John Shimko -----	First
1986	Byron Larkin -----	First & MVP
	Ralph Lee -----	First
	Richie Harris -----	First
1987	Byron Larkin -----	First & MVP
	Stan Kimbrough -----	First
1988	Byron Larkin -----	First & MVP
	Stan Kimbrough -----	First
	Tyrone Hill -----	First
1989	Tyrone Hill -----	First & MVP
	Michael Davenport -----	First
1990	Tyrone Hill -----	First
	Derek Strong -----	First
1991	Jamie Gladden -----	First & MVP
	Michael Davenport -----	First
	Jamal Walker -----	First
1993	Brian Grant -----	First

Year	School	Record	Regular Season Finish
1979-80	Xavier	0-5	6th/6
	Loyola	5-0	1st/6
	Oral Roberts*	4-1	2nd/6
1980-81	Xavier	8-3	1st/7
	Oklahoma City*	7-4	t-2nd/7
1981-82	Xavier	1-11	7th/7
	Evansville*	10-2	1st/7
1982-83	Xavier*	10-4	2nd/8
	Loyola	12-2	1st/8
1983-84	Xavier	9-5	3rd/8
	Oral Roberts*	11-3	1st/8
1984-85	Xavier	7-7	5th/8
	Loyola*	13-1	1st/8
1985-86	Xavier*	10-2	1st/7
1986-87	Xavier*	7-5	4th/7
	Evansville	8-4	t-1st/7
	Loyola	8-4	t-1st/7
1987-88	Xavier*	9-1	1st/6
1988-89	Xavier*	7-5	3rd/7
	Evansville	10-2	1st/7
1989-90	Xavier	12-2	1st/8
	Dayton*	10-4	2nd/8
1990-91	Xavier*	11-3	1st/8
1991-92	Xavier	7-3	t-2nd/6
	Evansville*	8-2	1st/6
1992-93	Xavier	12-2	t-1st/8
	Evansville*	12-2	t-1st/8
1993-94	Xavier	8-2	1st/6
	Detroit Mercy*	5-5	4th/6
1994-95	Xavier	14-0	1st/11
	Wisconsin-Green Bay*	11-4	t-2nd/11



* - Denotes MCC Tournament Champion

DID YOU KNOW?

Xavier, which was a charter member of the Midwestern Collegiate Conference (formerly the Midwestern City Conference and now the Horizon League), played its 16th and final season in the MCC in 1994-95, recording a perfect 14-0 regular season record. Xavier captured eight MCC Regular Season Championships in 16 years, including seven out of the last 10 titles through 1995. XU also won six MCC Tournament Championships, including five of the last 10 titles. XU compiled a 132-60 (.687) all-time composite record in MCC regular season play and 24-10 (.706) all-time composite record in MCC Tournament play. XU began competition in the Atlantic 10 Conference in the 1995-96 season after 16 successful years as a member of the MCC.



2017-18 OPPONENTS

<p style="text-align: center;">Arizona State</p> <p>Location: Tempe, Ariz. Enrollment: 98,146 Nickname: Sun Devils Conference: Pacific 12 (Pac-12) Home Arena (Capacity): Wells Fargo Arena (10,942) 2016-17 Overall (Conference) Record: 15-18 (7-11) 2017 Postseason: N/A Head Coach (Alma Mater/Year): Bobby Hurley (Duke '93) MBB Media Contact: Doug Tammaro Office: (480) 965-5799 • Cell: (480) 734-7795 Email: Tammaro@asu.edu Website: www.thesundevils.com *Possible Continental Tire Las Vegas Invitational Opponent</p>	<p style="text-align: center;">Baylor</p> <p>Location: Waco, Texas Enrollment: 17,059 Nickname: Bears Conference: Big 12 Home Arena (Capacity): Ferrell Center (10,284) 2016-17 Overall (Conference) Record: 27-8 (12-6) 2017 Postseason: NCAA Sweet Sixteen: W, New Mexico State; W, Southern Cal; L, South Carolina Head Coach (Alma Mater/Year): Scott Drew (Butler '93) MBB Media Contact: David Kaye Office: (254) 710-4389 • Cell: (254) 709-5147 Email: David_Kaye@baylor.edu Website: www.baylorbears.com</p>	<p style="text-align: center;">Cincinnati</p> <p>Location: Cincinnati, Ohio Enrollment: 44,783 Nickname: Bearcats Conference: American (AAC) Home Arena (Capacity): BB&T Arena (9,400) 2016-17 Overall (Conference) Record: 30-6 (16-2) 2017 Postseason: NCAA Second Round: W, Kansas State; L, UCLA Head Coach (Alma Mater/Year): Mick Cronin (Cincinnati '97) MBB Media Contact: Andre Foushee Office: (513) 556-5182 • Cell: (859) 797-7871 Email: andre.foushee@uc.edu Website: www.gobearcats.com *Fifth Third Arena currently under renovation; all 17-18 Bearcat home games will be played at NKU's BB&T Arena</p>	<p style="text-align: center;">Colorado</p> <p>Location: Boulder, Colo. Enrollment: 32,220 Nickname: Buffaloes Conference: Pacific 12 (Pac-12) Home Arena (Capacity): Coors Events Center (11,064) 2016-17 Overall (Conference) Record: 19-15 (8-10) 2017 Postseason: NIT First Round: L, UCF Head Coach (Alma Mater/Year): Tad Boyle (Kansas '85) MBB Media Contact: Troy Andre Office: (303) 492-4672 • Cell: (303) 903-3654 Email: troy.andre@colorado.edu Website: www.cubuffs.com</p>
<p style="text-align: center;">East Tennessee State</p> <p>Location: Johnson City, Tenn. Enrollment: 15,000 Nickname: Buccaneers Conference: Southern Conference Home Arena (Capacity): Freedom Hall Civic Center (6,500) 2016-17 Overall (Conference) Record: 27-8 (14-4) 2017 Postseason: NCAA First Round: L, Florida Head Coach (Alma Mater/Year): Steve Forbes (Southern Arkansas '88) MBB Media Contact: Michael White Office: (423) 439-4220 • Cell: (423) 956-1461 Email: whitem@etsu.edu Website: www.etsubucs.com</p>	<p style="text-align: center;">George Washington</p> <p>Location: Washington D.C. Enrollment: 25,613 Nickname: Colonials Conference: Atlantic 10 Home Arena (Capacity): Charles E. Smith Center (4,348) 2016-17 Overall (Conference) Record: 20-15 (10-8) 2017 Postseason: CBI Quarterfinals: W, Toledo; L, UIC Head Coach (Alma Mater/Year): Maurice Joseph (Vermont '09) MBB Media Contact: Justin Moore Office: (202) 994-8604 Email: justinmoore@email.gwu.edu Website: www.gwsports.com *Continental Tire Las Vegas Invitational First Round Opponent</p>	<p style="text-align: center;">Hampton</p> <p>Location: Hampton, Va. Enrollment: 4,646 Nickname: Pirates Conference: Mid-Eastern Athletic (MEAC) Home Arena (Capacity): Convocation Center (7,200) 2016-17 Overall (Conference) Record: 14-17 (11-5) 2017 Postseason: CBI First Round: L, Coastal Carolina Head Coach (Alma Mater/Year): Edward Joyner Jr. (Johnson C. Smith '95) MBB Media Contact: Jim Heath Office: (757) 727-5757 Email: James.Heath@hamptonu.edu Website: www.hamptonpirates.com</p>	<p style="text-align: center;">Kansas State</p> <p>Location: Manhattan, Kan. Enrollment: 22,048 Nickname: Wildcats Conference: Big 12 Home Arena (Capacity): Bramlage Coliseum (12,528) 2016-17 Overall (Conference) Record: 21-14 (8-10) 2017 Postseason: NCAA First Round: W, Wake Forest; L, Cincinnati Head Coach (Alma Mater/Year): Bruce Weber (UW-Milwaukee '78) MBB Media Contact: Tom Gilbert Office: (785) 532-7979 • Cell: (785) 587-7868 Email: tgilbert@kstatesports.com Website: www.kstatesports.com *Possible Continental Tire Las Vegas Invitational Opponent</p>
<p style="text-align: center;">Kent State</p> <p>Location: Kent, Ohio Enrollment: 41,365 Nickname: Golden Flashes Conference: Mid-American (MAC) Home Arena (Capacity): Memorial Athletic & Convocation Center (6,327) 2016-17 Overall (Conference) Record: 22-14 (10-8) 2017 Postseason: NCAA First Round: L, UCLA Head Coach (Alma Mater/Year): Rob Senderoff (Albany '95) MBB Media Contact: Eugene Canal Office: (330) 672-8467 – Cell: (505) 240-7777 Email: ecanal@kent.edu Website: www.kentstatesports.com</p>	<p style="text-align: center;">Marshall</p> <p>Location: Huntington, W. Va. Enrollment: 13,631 Nickname: Thundering Herd Conference: Conference USA (C-USA) Home Arena (Capacity): Cam Henderson Center (9,043) 2016-17 Overall (Conference) Record: 20-15 (10-8) 2017 Postseason: N/A Head Coach (Alma Mater/Year): Dan D'Antoni (Marshall '70) MBB Media Contact: Wilbur DeLashmet (Alabama '14) Office: (304) 696-2418 – Cell: (251) 422-2783 Email: delashmet@marshall.edu Website: www.herdzone.com</p>	<p style="text-align: center;">Morehead State</p> <p>Location: Morehead, Ky. Enrollment: 10,875 Nickname: Eagles Conference: Ohio Valley (OVC) Home Arena (Capacity): Ellis T. Johnson Arena (6,500) 2016-17 Overall (Conference) Record: 14-16 (10-6) 2017 Postseason: N/A Head Coach (Alma Mater/Year): Preston Spradlin (Alice Lloyd [Ky.] '09) MBB Media Contact: Matt Schabert Office: 606-783-2556 – Cell: 606-202-3575 Email: m.schabert@moreheadstate.edu Website: www.msueagles.com</p>	<p style="text-align: center;">Northern Iowa</p> <p>Location: Cedar Falls, Iowa Enrollment: 11,907 Nickname: Panthers Conference: Missouri Valley (MVC) Home Arena (Capacity): McLeod Center (6,650) 2016-17 Overall (Conference) Record: 14-16 (9-9) 2017 Postseason: N/A Head Coach (Alma Mater/Year): Ben Jacobson (North Dakota '94) MBB Media Contact: Colin McDonough Office: (319) 273-5456 – Cell: (319) 415-4059 Email: colin.mcdonough@uni.edu Website: www.unipanthers.com</p>
<p style="text-align: center;">Rider</p> <p>Location: Lawrenceville, N.J. Enrollment: 5,100 Nickname: Broncs Conference: Metro Atlantic (MAAC) Home Arena (Capacity): Alumni Gymnasium (1,650) 2016-17 Overall (Conference) Record: 18-15 (10-10) 2017 Postseason: N/A Head Coach (Alma Mater/Year): Kevin Baggett (Saint Joseph's '89) MBB Media Contact: Greg Ott Office: 609-896-5138 Email: grott@rider.edu Website: www.gobroncs.com</p>	<p style="text-align: center;">Wisconsin</p> <p>Location: Madison, Wis. Enrollment: 43,338 Nickname: Badgers Conference: Big Ten Home Arena (Capacity): Kohl Center (17,287) 2016-17 Overall (Conference) Record: 27-10 (12-6) 2017 Postseason: NCAA Tournament Sweet Sixteen: W, Virginia Tech; W, Villanova; L, Florida Head Coach (Alma Mater/Year): Greg Gard (UW-Platteville '95) MBB Media Contact: Patrick Herb Cell: (608) 957-2085 Email: PAH@athletics.wisc.edu Website: www.uwbadgers.com</p>	 	



Butler
 Location: Indianapolis, Ind.
 Enrollment: 4,798
 Nickname: Bulldogs
 Conference: BIG EAST
 Home Arena (Capacity): Hinkle Fieldhouse (9,100)
 2016-17 Overall (Conference) Record: 25-9 (12-6)
 2017 Postseason: NCAA Tournament Sweet Sixteen: W, Winthrop; W, Middle Tenn.; L, North Carolina
 Head Coach (Alma Mater/Year): LaVall Jordan (Butler '01)
 MBB Media Contact: John Dedman
 Office: (317) 940-9414 – Cell: (317) 491-5462
 Email: jdedman@butler.edu
 Website: www.butlersports.com

Creighton
 Location: Omaha, Neb.
 Enrollment: 8,654
 Nickname: Bluejays
 Conference: BIG EAST
 Home Arena (Capacity): CenturyLink Center Omaha (17,352)
 2016-17 Overall (Conference) Record: 25-10 (10-8)
 2017 Postseason: NCAA Tournament First Round; L, Rhode Island
 Head Coach (Alma Mater/Year): Greg McDermott (Northern Iowa '88)
 MBB Media Contact: Rob Anderson
 Office: (402) 280-5544 – Cell: (402) 660-5854
 Email: randerson@creighton.edu
 Website: www.gocreighton.com

DePaul
 Location: Chicago, Ill.
 Enrollment: 23,110
 Nickname: Blue Demons
 Conference: BIG EAST
 Home Arena (Capacity): Wintrust Arena (10,387)
 2016-17 Overall (Conference) Record: 9-23 (2-16)
 2017 Postseason: N/A
 Head Coach (Alma Mater/Year): Dave Leitao (Northeastern '82)
 MBB Media Contact: Greg Greenwell
 Office: (773) 325-7546 – Cell: (773) 343-3722
 Email: gggreenwe@depaul.edu
 Website: www.depaulbluedemons.com

Georgetown
 Location: Washington D.C.
 Enrollment: 18,459
 Nickname: Hoyas
 Conference: BIG EAST
 Home Arena (Capacity): Capital One Arena (20,600)
 2016-17 Overall (Conference) Record: 14-18 (5-13)
 2017 Postseason: N/A
 Head Coach (Alma Mater/Year): Patrick Ewing (Georgetown '85)
 MBB Media Contact: Lori Hamamoto
 Office: (202) 687-3788 – Cell: (917) 270-2787
 Email: lori.hamamoto@georgetown.edu
 Website: www.guhoyas.com

Marquette
 Location: Milwaukee, Wisc.
 Enrollment: 12,000
 Nickname: Golden Eagles
 Conference: BIG EAST
 Home Arena (Capacity): BMO Harris Bradley Center (18,600)
 2015-16 Overall (Conference) Record: 19-13 (10-8)
 2016 Postseason: NCAA Tournament First Round: L, South Carolina
 Head Coach (Alma Mater/Year): Steve Wojciechowski (Duke '98)
 MBB Media Contact: Scott Kuykendall
 Office: (414) 288-4794 – Cell: (414) 807-3490
 Email: scott.kuykendall@marquette.edu
 Website: www.gomarquette.com

Providence
 Location: Providence, R.I.
 Enrollment: 3,897
 Nickname: Friars
 Conference: BIG EAST
 Home Arena (Capacity): Dunkin' Donuts Center (12,410)
 2016-17 Overall (Conference) Record: 20-13 (15-3)
 2017 Postseason: NCAA Tournament First Four: L, USC
 Head Coach (Alma Mater/Year): Ed Cooley (Stonehill '94)
 MBB Media Contact: Arthur Parks
 Office: (401) 856-2759 – Cell: (401) 378-7334
 Email: aparks@providence.edu
 Website: www.friars.com

Seton Hall
 Location: South Orange, N.J.
 Enrollment: 9,824
 Nickname: Pirates
 Conference: BIG EAST
 Home Arena (Capacity): Prudential Center (10,353)
 2016-17 Overall (Conference) Record: 21-12 (10-8)
 2017 Postseason: NCAA Tournament First Round: L, Arkansas
 Head Coach (Alma Mater/Year): Kevin Willard (Pittsburgh '97)
 MBB Media Contact: Thomas Chen
 Office: (973) 761-9493 – Cell: (914) 843-7185
 Email: thomas.chen@shu.edu
 Website: www.shupirates.com

St. John's
 Location: Queens, N.Y.
 Enrollment: 20,881
 Nickname: Red Storm
 Conference: BIG EAST
 Home Arenas (Capacity): Madison Square Garden (19,786) and Carnesecca Arena (5,602)
 2016-17 Overall (Conference) Record: 14-19 (7-11)
 2017 Postseason: N/A
 Head Coach (Alma Mater/Year): Chris Mullin (St. John's '98)
 MBB Media Contact: Stephen Dombroski
 Office: (718) 990-6897 – Cell: (518) 928-6103
 Email: dombross@stjohns.edu
 Website: www.redstormsports.com

Villanova
 Location: Villanova, Pa.
 Enrollment: 10,728
 Nickname: Wildcats
 Conference: BIG EAST
 Home Arenas (Capacity): Wells Fargo Center (21,000)
 2016-17 Overall (Conference) Record: 32-4 (15-3)
 2017 Postseason: NCAA Tournament Second Round: W, Mt. St. Mary's; L, Wisconsin
 Head Coach (Alma Mater/Year): Jay Wright (Bucknell '83)
 MBB Media Contact: Mike Sheridan
 Office: (610) 519-4145 – Cell: (610) 999-7558
 Email: michael.sheridan@villanova.edu
 Website: www.villanova.com



2017-18 OPPONENT SERIES RECORDS

^ BIG EAST Championship (MSG in New York City)
 + Atlantic 10 Championship
 † MCCA Championship
 \$ NCAA Tournament
 # National Invitation Tournament

ARIZONA STATE - Arizona State leads 2-1

2007-08 AS 77-55 Away 12/15
 2006-07 XU 76-58 Cintas Center 12/16
 1984-85 AS 71-67 Away 12/8

BAYLOR - Baylor leads 3-0

2016-17 BU 76-61 Away 12/3
 2011-12 BU 75-70 \$ Atlanta, Ga. 3/23
 2009-10 BU 69-64 Lake Buena Vista, Fla. 11/29

BUTLER - Xavier leads 38-20

2016-17 XU 62-57 ^ New York, N.Y. 3/9
 BU 88-79 Cintas Center 2/26
 BU 83-78 Away 1/14
 2015-16 XU 74-57 Away 2/13
 XU 88-69 Cintas Center 1/2
 2014-15 XU 67-61 (OT) ^ New York, N.Y. 3/12
 XU 73-56 Cintas Center 2/21
 BU 88-76 Away 1/10
 2013-14 XU 64-50 Away 2/11
 XU 79-68 Cintas Center 1/4
 2012-13 BU 67-62 Away 3/9
 XU 62-47 Cintas Center 11/13
 2011-12 XU 73-61 Away 12/7
 2010-11 XU 51-49 Cintas Center 12/9
 2009-10 BU 69-68 Away 12/19
 2008-09 BU 74-65 Cintas Center 12/23
 1998-99 XU 73-66 Away 11/17
 1997-98 XU 93-66 Cincinnati Gardens 12/30
 1994-95 XU 81-66 Away 2/25
 1993-94 XU 93-73 Cincinnati Gardens 2/16
 XU 86-80 Away 1/15
 1992-93 XU 80-66 Away 2/20
 XU 63-59 Cincinnati Gardens 1/21
 1991-92 BU 78-61 † Riverfront Coliseum 3/13
 BU 96-86 Cincinnati Gardens 3/7
 XU 98-75 Away 2/18
 1990-91 XU 105-93 Away 2/23
 XU 80-73 Cincinnati Gardens 2/12
 1989-90 XU 96-61 † Dayton, Ohio 3/8
 XU 80-66 Away 2/24
 XU 81-57 Cincinnati Gardens 1/27
 1988-89 XU 85-75 Cincinnati Gardens 3/2
 BU 79-76 Away 1/28
 1987-88 XU 71-70 Away 3/6
 XU 89-74 Cincinnati Gardens 2/6

1986-87 XU 104-98 † Indianapolis, Ind. 2/26
 XU 69-67 Cincinnati Gardens 2/19
 BU 86-84 (ZOT) Away 1/31
 1985-86 XU 86-61 Away 2/20
 XU 77-56 Cincinnati Gardens 2/1
 1984-85 BU 81-73 Away 2/23
 BU 61-59 Cincinnati Gardens 1/26
 1983-84 XU 78-68 Cincinnati Gardens 2/25
 BU 55-53 Away 1/28
 1982-83 BU 72-52 Away 2/7
 XU 51-49 Schmidt Fieldhouse 1/17
 1981-82 XU 72-53 Schmidt Fieldhouse 2/8
 BU 73-62 Away 1/11
 1980-81 XU 74-62 Schmidt Fieldhouse 2/7
 BU 73-72 Away 1/17
 1979-80 BU 91-81 Away 2/9
 1978-79 XU 73-72 Schmidt Fieldhouse 2/24
 BU 56-54 Away 1/27
 1977-78 XU 68-60 Schmidt Fieldhouse 2/22
 BU 61-55 Away 12/10
 1976-77 XU 66-60 (OT) Away 12/23
 1940-41 BU 57-33 Away 1/4
 1936-37 XU 28-26 Schmidt Fieldhouse 1/16

CINCINNATI - Cincinnati leads 50-34

2016-17 UC 86-78 Away 1/26
 2015-16 XU 65-55 Cintas Center 12/12
 2014-15 XU 59-57 Fifth Third Arena 2/18
 2013-14 XU 64-47 U.S. Bank Arena 12/14
 2012-13 UC 60-45 U.S. Bank Arena 12/19
 2011-12 XU 76-53 Cintas Center 12/10
 2010-11 UC 66-46 Away 1/6
 2009-10 XU 83-79 (ZOT) Cintas Center 12/13
 2008-09 XU 76-66 Away 12/13
 2007-08 XU 64-59 Cintas Center 12/12
 2006-07 UC 67-57 Away 12/13
 2005-06 XU 73-71 (OT) Cintas Center 1/19
 2004-05 UC 65-54 Away 2/10
 2003-04 XU 71-69 Cintas Center 2/3
 2002-03 XU 50-44 Away 12/7
 2001-02 UC 75-55 Cintas Center 12/14
 2000-01 XU 69-67 Away 12/14
 1999-00 XU 66-64 Cincinnati Gardens 12/18
 1998-99 UC 87-77 Away 1/28
 1997-98 XU 88-68 Cincinnati Gardens 12/13
 1996-97 XU 71-69 Away 11/26
 1995-96 UC 99-90 Cincinnati Gardens 1/17
 1994-95 UC 87-80 Away 1/9
 1993-94 XU 82-76 (OT) Cincinnati Gardens 1/19
 1992-93 UC 78-67 Away 1/27

1991-92 UC 93-75 Cincinnati Gardens 1/29
 1990-91 UC 69-56 Away 1/30
 1989-90 XU 90-88 (OT) Cincinnati Gardens 1/31
 1988-89 UC 86-76 Cincinnati Gardens 2/1
 1987-88 XU 98-80 Cincinnati Gardens 1/12
 1986-87 UC 75-73 Riverfront Coliseum 1/29
 1985-86 XU 80-76 Cincinnati Gardens 1/23
 1984-85 XU 55-52 Riverfront Coliseum 1/30
 1983-84 XU 72-63 Cincinnati Gardens 1/26
 1982-83 UC 73-58 Riverfront Coliseum 1/26
 1981-82 XU 53-51 Riverfront Coliseum 1/27
 1980-81 UC 79-72 Riverfront Coliseum 2/18
 1979-80 XU 77-69 Riverfront Coliseum 2/4
 1978-79 UC 60-58 Riverfront Coliseum 2/12
 1977-78 UC 59-54 Riverfront Coliseum 2/13
 1976-77 UC 77-68 Riverfront Coliseum 2/16
 1975-76 UC 81-74 Riverfront Coliseum 2/18
 1974-75 UC 66-57 Cincinnati Gardens 2/26
 1973-74 UC 68-56 Cincinnati Gardens 2/20
 1972-73 UC 78-68 Cincinnati Gardens 2/21
 1971-72 UC 76-71 Cincinnati Gardens 2/16
 1970-71 XU 66-65 Cincinnati Gardens 2/17
 1969-70 UC 85-72 Cincinnati Gardens 2/17
 1968-69 UC 52-50 Cincinnati Gardens 1/8
 1967-68 XU 72-71 Cincinnati Gardens 3/5
 1966-67 UC 79-69 (OT) Cincinnati Gardens 3/3
 1965-66 UC 67-62 Cincinnati Gardens 3/3
 1964-65 UC 102-72 Cincinnati Gardens 3/3
 1963-64 UC 94-92 Cincinnati Gardens 3/4
 1962-63 UC 72-61 Cincinnati Gardens 2/26
 1961-62 UC 61-58 Cincinnati Gardens 3/1
 1960-61 UC 89-53 Cincinnati Gardens 3/2
 1959-60 UC 86-68 Cincinnati Gardens 3/8
 1958-59 UC 92-66 Cincinnati Gardens 1/24
 1957-58 UC 80-68 Cincinnati Gardens 3/8
 UC 79-68 Away 12/14
 1956-57 UC 69-57 Away 2/13
 XU 88-62 Cincinnati Gardens 1/9
 1955-56 XU 79-72 (OT) Away 2/8
 UC 71-66 Cincinnati Gardens 1/17
 1954-55 UC 70-69 Away 2/9
 XU 67-64 Cincinnati Gardens 1/6
 1953-54 UC 81-76 Cincinnati Gardens 2/10
 UC 77-58 Cincinnati Gardens 1/6
 1952-53 XU 70-68 Cincinnati Gardens 2/10
 XU 81-78 Cincinnati Gardens 1/6
 1951-52 UC 68-63 Cincinnati Gardens 2/13
 XU 77-70 Cincinnati Gardens 12/29
 1950-51 UC 81-66 Cincinnati Gardens 3/8
 UC 83-70 Cincinnati Gardens 12/28

1949-50 UC 59-48 Cincinnati Gardens 3/18
 XU 54-53 Cincinnati Gardens 3/9
 1948-49 UC 57-46 Cincinnati Gardens 3/9
 XU 71-64 Schmidt Fieldhouse 2/5
 1947-48 UC 52-45 Schmidt Fieldhouse 3/3
 1946-47 UC 76-51 Schmidt Fieldhouse 2/26
 1945-46 UC 53-39 Schmidt Fieldhouse 2/27
 1942-43 XU 51-37 Schmidt Fieldhouse 3/3
 1927-28 XU 29-25 Schmidt Fieldhouse 3/7

COLORADO - Series Tied 1-1

2016-17 CU 68-66 Away 12/7
 1998-99 XU 74-61 San Juan, P.R. 11/27

CREIGHTON - Xavier leads 13-12

2016-17 CU 75-72 ^ New York, N.Y. 3/10
 XU 82-80 Away 2/4
 CU 72-67 Cintas Center 1/16
 2015-16 XU 98-93 Cintas Center 3/5
 CU 70-56 Away 2/9
 2014-15 XU 74-73 Away 3/7
 CU 79-72 (OT) Cintas Center 2/4
 2013-14 CU 86-78 ^ New York, N.Y. 3/14
 XU 75-69 Cintas Center 3/1
 CU 95-89 Away 1/12
 2009-10 XU 80-67 Lake Buena Vista, Fla. 11/27
 2007-08 XU 79-66 Cintas Center 12/5
 2006-07 CU 73-67 Away 12/9
 2005-06 CU 61-59 Away 12/18
 2004-05 CU 73-72 Cintas Center 11/30
 2002-03 XU 75-73 Cintas Center 12/31
 2001-02 XU 72-65 Away 12/22
 1986-87 CU 74-73 Cincinnati Gardens 12/13
 1985-86 XU 56-53 Away 12/4
 1962-63 XU 80-67 Louisville, KY. 3/8
 1960-61 XU 92-63 Schmidt Fieldhouse 1/2
 1959-60 XU 75-73 Schmidt Fieldhouse 1/2
 1947-48 XU 62-36 Schmidt Fieldhouse 1/3
 1940-41 CU 42-39 Schmidt Fieldhouse 1/3
 1937-38 CU 34-29 Schmidt Fieldhouse 1/3

DEPAUL - Xavier leads 11-9

2016-17 XU 75-64 ^ New York, N.Y. 3/8
 XU 79-65 Away 3/4
 XU 72-61 Cintas Center 2/8
 2015-16 XU 86-65 Away 1/30
 XU 84-64 Cintas Center 1/12
 2014-15 XU 89-76 Cintas Center 1/24
 DU 71-68 Away 1/3
 2013-14 XU 83-64 Cintas Center 2/19

XU 84-74 Away 1/20
 1997-98 XU 73-56 Cleveland, Ohio 12/27
 1973-74 DU 77-70 Schmidt Fieldhouse 2/9
 1972-73 DU 89-67 Away 2/7
 1971-72 XU 71-62 Schmidt Fieldhouse 2/26
 1970-71 DU 84-76 Away 3/3
 1969-70 DU 73-71 Schmidt Fieldhouse 1/7
 1968-69 DU 86-77 Away 1/13
 1967-68 XU 97-78 Schmidt Fieldhouse 1/31
 1966-67 DU 71-60 Away 2/11
 1963-64 DU 86-80 Buffalo, N.Y. 12/28
 1938-39 DU 38-30 Away 1/16

EAST TENNESSEE STATE - Xavier leads 2-1

1999-00 XU 80-55 Cincinnati Gardens 12/4
 1993-94 XU 93-65 Away 1/3
 1991-92 ET 82-79 Cincinnati Gardens 12/27

GEORGETOWN - Xavier leads 11-4

2016-17 XU 86-75 Cintas Center 1/22
 XU 81-76 Away 12/31
 2015-16 XU 88-70 Away 2/20
 GU 81-72 Cintas Center 1/19
 2014-15 XU 65-63 ^ New York, N.Y. 3/13
 XU 66-53 Away 1/27
 XU 70-53 Cintas Center 12/31
 2013-14 GU 74-52 Away 2/22
 XU 80-67 Cintas Center 1/15
 1994-95 GU 68-63 \$ Tallahassee, Fla. 3/17
 1989-90 XU 74-71 \$ Indianapolis, Ind. 3/18
 1968-69 GU 77-63 Away 2/10
 1967-68 XU 87-68 Schmidt Fieldhouse 2/4
 1958-59 XU 70-62 Schmidt Fieldhouse 1/28
 1953-54 XU 74-54 Away 12/14

GEORGE WASHINGTON - Xavier leads 27-9

2012-13 XU 71-56 Cintas Center 1/12
 2011-12 XU 59-58 Away 2/1
 2010-11 XU 81-74 Cintas Center 1/26
 2009-10 XU 76-69 Away 1/10
 2008-09 XU 71-53 Cintas Center 2/22
 2007-08 XU 66-56 Cintas Center 3/1
 XU 74-66 Away 1/19
 2006-07 XU 87-58 Away 2/10
 2005-06 GW 85-89 Cintas Center 2/2
 2004-05 XU 81-62 Cintas Center 2/23
 XU 66-65 Away 1/25
 2003-04 XU 70-47 + Dayton, Ohio 3/12
 XU 83-66 Cintas Center 3/3
 GW 81-60 Away 1/28

XAVIER SUCCESS AT HOME



1961 1985
1983 1989
1986 1990
1987 1991

1993 2001
1995 2002
1997 2003
1998 2004

2006 2010
2007 2011
2008 2012
2009 2014

2018

1990 2010
2004 2012
2008 2015
2009

2004
2006

CHAMPIONS
1997 2004
1998 2008
2002 2007
2003 2008

CHAMPIONS
2009
2010
2011

NIT
CHAMPIONS
1958

PLENTY OF ON-CAMPUS HOME SUCCESS

The Xavier men's basketball team has compiled a 228-35 (.867) record for its first 17 seasons in its on-campus home, the 10,224-seat Cintas Center. Xavier's winning percentage ranks as the eighth-best home court advantage in the nation. The national leaders are listed on page 23.

Xavier has averaged 10,046 fans for its first 263 games played at the 10,224-seat Cintas Center since it opened for the 2000-01 season, including a Cintas Center record standing room only crowd of 10,727 for the Villanova game on Feb. 24, 2016 and the second-best attendance in Cintas Center history in XU's very next home game on March 5, 2016 vs. Creighton (10,633). Xavier has averaged 98.0% average capacity of Cintas Center since the building opened.

Xavier averaged a school-record 10,282 fans per game for its 16 home games in the 2016-17 season, which broke the old single season Cintas Center record set the previous season (10,281 for 16 games in 2015-16 season).

The Xavier-Butler game on February 26, 2017 was a sellout, Xavier's 12th of the 2016-17 season. Xavier has sold out 149 games at Cintas Center since it opened for the 2000-01 season.

Note: 12 of the top 15 all-time single-game attendance totals at Cintas Center so far (since 2000-01) have been BIG EAST Conference games. Eight different BIG EAST rivals are represented on this list: Butler, Creighton, DePaul, Marquette, Providence, St. John's, Seton Hall and Villanova. In fact, the Cincinnati game in the 2015-16 season (third on the list at 10,617 on Dec. 12, 2015) is the only non-BIG EAST game on the Xavier Cintas Center attendance Top 10 list.



XU AT CINTAS CENTER SINCE IT OPENED IN 2000-01:						
Season	Record	Pct.	Games	Attend.	Avg.	Sellouts
2016-17	12-4	.720	16	164,520	10,282	12
2015-16	15-1	.938	16	164,501	10,281	11
2014-15	13-3	.813	16	159,974	9,998	9
2013-14	15-2	.882	17	168,127	9,890	7
2012-13	11-4	.733	15	146,710	9,781	1
2011-12	13-3	.813	16	162,474	10,155	10
2010-11	14-1	.933	15	151,475	10,098	9
2009-10	15-0	1.000	15	151,843	10,123	7
2008-09	14-1	.933	15	151,456	10,097	11
2007-08	16-1	.941	17	170,133	10,008	9
2006-07	14-1	.933	15	148,650	9,910	5
2005-06	11-4	.733	15	146,615	9,775	4
2004-05	12-4	.750	16	160,429	10,027	7
2003-04	13-3	.813	16	158,432	9,902	8
2002-03	14-1	.933	15	152,714	10,181	14
2001-02	13-1	.929	14	143,129	10,224	13
2000-01	13-1	.929	14	141,011	10,072	12
TOTALS	228-35	.867	263	2,642,193	10,046	149

Most wins in a season: 16 in 2007-08
Most consecutive wins: 30 (last nine of 2008-09; all 15 of 2009-10; first six of 2010-11)
Most consecutive wins in one season: 15 (2009-10)
Most losses in a season: 4 in 2004-05, 2005-06, 2012-13 and 2016-17
Most consecutive losses: 3 in 2004-05 and 2016-17
Most sell-outs in a season: 14 in 2002-03
Highest attendance: 170,133 in 2007-08 (17 games)
Highest attendance average: 10,282 in 2016-17
Highest single-game attendance: 10,727 vs. Villanova (Feb. 24, 2016)

VS. OPPONENTS AT CINTAS CENTER

Opponent	Record	Last Game
Abilene Christian	1-0	2013-14
Alabama	2-0	2014-15
Albany	1-0	2010-11
American	1-0	2006-07
Arizona State	1-0	2006-07
Auburn	2-0	2015-16
Ball State	1-0	2002-03
Belmont	1-0	2007-08
Bucknell	0-1	2006-07
Buffalo	1-0	2016-17
Butler	5-2	2016-17
Bowling Green	2-0	2013-14
Charlotte	5-0	2011-12
Cincinnati	6-1	2015-16
Coastal Carolina	2-0	2006-07
Coppin State	3-0	2007-08
Creighton	4-3	2016-17
Dayton	13-0	2012-13
Delaware State	1-0	2007-08
DePaul	4-0	2016-17
Detroit	1-0	2006-07
Duquesne	7-1	2011-12
Eastern Illinois	1-0	2005-06
Eastern Kentucky	3-0	2005-06
Eastern Washington	1-0	2016-17
Elon	1-0	2003-04
Evansville	1-0	2013-14
Fairleigh Dickinson	1-0	2012-13
Florida	0-1	2010-11
Florida A&M	2-0	2005-06
Florida Gulf Coast	1-0	2014-15
Fordham	8-0	2012-13
Gardner-Webb	1-0	2013-14
George Washington	9-1	2012-13
Georgetown	3-1	2016-17
Georgia	1-0	2011-12
Gonzaga	0-1	2011-12
Iowa State	1-0	2004-05
IPFW	4-0	2011-12
IUPUI	1-0	2014-15
Kent State	3-0	2012-13
La Salle	9-1	2012-13
Lehigh	2-0	2016-17
Long Beach State	1-0	2014-15
Long Island	1-0	2001-02
Louisiana-Lafayette	1-0	2003-04
Louisiana-Monroe	1-0	2000-01
Louisiana State	1-0	2009-10
Marquette	4-1	2016-17
Marshall	1-0	2004-05
Massachusetts	5-2	2012-13
Mercer	1-0	2003-04
Memphis	1-0	2012-13
Miami (Ohio)	8-1	2015-16
Missouri	1-0	2015-16
Mississippi State	0-1	2004-05
Morehead State	2-0	2013-14
Morgan State	1-0	2011-12
Murray State	1-0	2014-15
North Dakota State	1-0	2016-17
Northern Arizona	1-0	2014-15
Northern Iowa	1-0	2016-17
Northern Kentucky	1-0	2015-16
Oakland	3-0	2007-08
Ohio	1-0	2008-09
Oral Roberts	0-1	2011-12
Providence	4-0	2016-17
Purdue	2-0	2011-12
Rhode Island	6-0	2011-12
Richmond	6-2	2011-12
Robert Morris	2-0	2012-13
Sacred Heart	1-0	2009-10
St. Bonaventure	7-0	2011-12
Saint Joseph's	6-2	2011-12
Saint Louis	4-2	2012-13
Saint Peter's	1-0	2002-03
Samford	1-0	2000-01
San Francisco	1-0	2000-01
Seton Hall	3-1	2016-17
Siena	1-0	2001-02
Southeast Mo. St.	1-0	2007-08
Southern	1-0	2005-06
Stephen F. Austin	1-0	2014-15
St. John's	3-1	2016-17
Temple	6-1	2012-13
Tennessee	1-1	2013-14
Toledo	1-0	2008-09
Troy	1-0	2005-06
Utah	1-0	2016-17
Vanderbilt	0-1	2012-13
VCU	0-1	2012-13
Villanova	1-3	2016-17
Virginia	1-0	2007-08
Wake Forest	3-0	2016-17
Western Carolina	1-0	2006-07
Western Kentucky	1-0	2015-16
Western Michigan	1-0	2010-11
Wisconsin	1-0	2001-02
Wofford	1-1	2012-13
Wright State	1-0	2015-16
Youngstown State	1-0	2009-10
TOTALS	228-35	

CINTAS CENTER XU INDIVIDUAL RECORDS

Points:47 by David West vs. Dayton (2-8-03)
 Rebounds:21 by David West vs. George Washington (2-3-01)
 Assists:15 by Tu Holloway vs. La Salle (2-22-11),
 by Dee Davis vs. Fairleigh Dickinson (11-9-12) and
 Davis vs. Providence (2-7-15) by Dee
 Turnovers:10 by Semaj Christon vs. VCU (2-23-13)
 Steals:6 by Lionel Chalmers vs. Miami (11-18-00) and
 by Justin Doellman vs. Eastern Illinois (11-19-05)
 Blocks:8 by David West vs. Coastal Carolina (11-17-01)
 Total Field Goals:15 by David West vs. Dayton (2-8-03)
 Total FG Percent (Min. 3 FGM):1.000 (7-7) by Keith Jackson vs. Creighton (12-31-02),
 by Dezmine Wells vs. Duquesne (1-11-12) and
 by Matt Stainbrook vs. DePaul (1-24-15)
 3-Point Field Goals:9 by Romain Sato vs. Rhode Island (2-15-03)
 3-Point FG Percent (Min. 3 FGM):1.000 (5-5) by Lionel Chalmers vs. San Francisco (12-5-00)
 FT Percent (Min. 3 FTM):1.000 (14-14) by Tu Holloway vs. Saint Louis (1-25-12)

CINTAS CENTER XU TEAM RECORDS

Points:117 vs. Fairleigh Dickinson (11-9-12)
 Rebounds:56 vs. Murray State (11-24-14), vs. Fordham (1-31-10),
 vs. Cincinnati (1-19-06) and vs. Oakland (11-17-03)
 Assists:36 vs. Long Island (12-8-01)
 Turnovers:24 vs. Louisiana-Monroe (11-30-00)
 Steals:14 vs. IUPUI (12-9-14) and vs. Eastern Kentucky (11-22-01)
 Blocks:12 vs. Dayton (3-5-09), vs. Butler (12-23-08), vs. Ohio (12-10-08) and
 vs. Coastal Carolina (11-17-01)
 Total Field Goals:43 vs. Fairleigh Dickinson (11-9-12)
 Total FG Percent (Min. 3 FGM):705 (43-61) vs. Fairleigh Dickinson (11-9-12)
 3-Point Field Goals:16 vs. Virginia (1-3-08) and Charlotte (2-3-07)
 3-PT. FG Percent (Min. 3 FGM):800 (8-10) vs. DePaul (2-19-14) and vs. George Washington (1-12-13)
 FT Percent (Min. 3 FTM):938 (15-16) vs. Florida A&M (12-7-05)

CINTAS CENTER FACTS

First XU victory: Xavier 68, Miami 54 (Nov. 18, 2000)
Last XU victory: Xavier (#24 AP & #25 USA Today) 72, DePaul 61 (Feb. 8, 2017)
First XU loss: Massachusetts 75, Xavier 64 (Jan. 9, 2001)
Last XU loss: Marquette 95, Xavier 84 (Mar. 1, 2017)
First Overtime Game: Xavier 71, George Washington 63 (Feb. 3, 2001)
Last Overtime Game: Creighton 79, Xavier 72 (Feb. 4, 2015)
First ranked Xavier team to play in Cintas Center:
 Xavier (#24 AP) 78, Temple 71 (Feb. 10, 2001)
Last ranked Xavier team to play in Cintas Center:
 Villanova (#2 AP & #2 USA Today) 73, Xavier (#24 AP & #25 USA Today) 57 (Feb. 11, 2017)
***First ranked visiting team to play in Cintas Center was**
Creighton: Xavier (#19 AP & ESPN/USA Today) 75, Creighton (#15 AP & ESPN/USA Today) 73 (Dec. 31, 2002)
 *The first game at Cintas Center between two ranked teams.
Last ranked visiting team to play in Cintas Center:
 Butler (#22 AP & #22 USA Today) 88, Xavier 79 (Feb. 26, 2017)

CINTAS CENTER VISITING PLAYER RECORDS

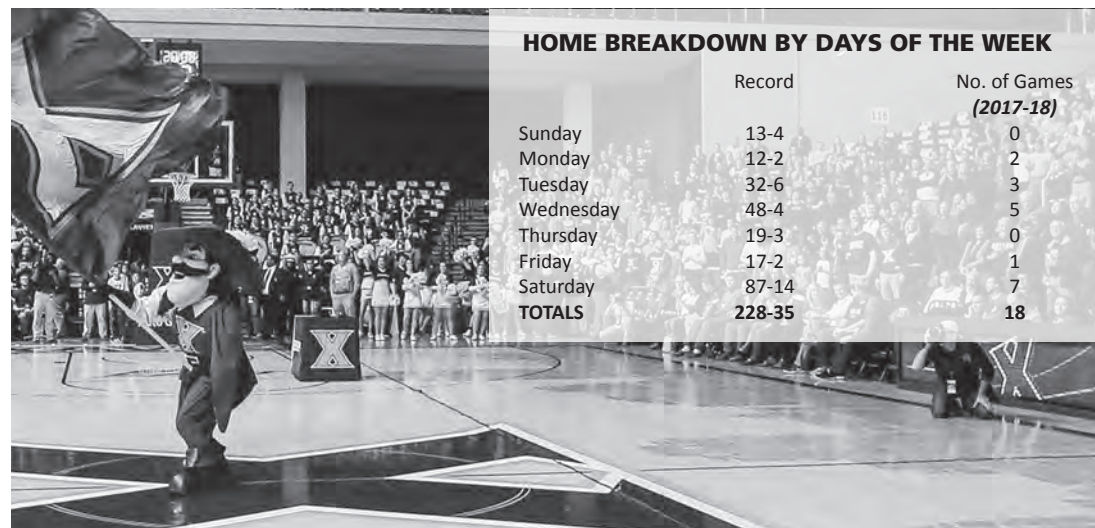
Points:37 by Tyrone Kent of Toledo (11-17-08)
 Rebounds:16 by Chris Johnson of Dayton (1-16-10)
 Assists:12 by Jameer Nelson of Saint Joseph's (1-20-01) and
 by Kahron Ross of Lehigh (11-11-16)
 Turnovers:9 by Chris Gaston of Fordham (1-31-10)
 Steals:7 by Tasheed Carr of Saint Joseph's (2-10-08)
 Blocks:8 by Eric Hicks of Cincinnati (2-3-04) and
 by Ty Walker of Wake Forest (12-18-10)
 Total Field Goals:12 by Delonte West of Saint Joseph's (1-17-04)
 Total FG Percent (Min. 3 FGM):1.000 (12-12) by Delonte West of Saint Joseph's (1-17-04)
 3-Point Field Goals:8 by Kyle Korver of Creighton (12-31-02)
 3-Point FG Percent (Min. 3 FGM):1.000 (4-4) by Winsome Frazier of Mississippi State (12-18-04) and
 by Rob Loe of Saint Louis (2-5-11)
 FT Percent (Min. 5 FTM):1.000 (11-11) by Frank Gaines of IPFW (11-15-11)

CINTAS CENTER VISITING TEAM RECORDS

Points:95 by Marquette (3-1-17)
 Rebounds:54 by Eastern Kentucky (11-22-00)
 Assists:25 by Wofford (11-27-10)
 Turnovers:37 by Eastern Kentucky (11-22-00)
 Steals:15 by Tennessee (12-22-07)
 Blocks:13 by Duquesne (2-21-08)
 Total Field Goals:35 by Massachusetts (1-18-07)
 Total FG Percent (Min. 3 FGM):611 (33-54) by Marquette (3-1-17)
 3-Point Field Goals:13 by Creighton (12-31-02), by Massachusetts (3-2-13),
 by Villanova (2-28-15) and by DePaul (1-24-15)
 3-PT. FG Percent (Min. 3 FGM):625 (5-8) by Saint Louis (2-7-07)
 FT Percent (Min. 3 FTM):1.000 (10-10) by Morehead State (12-30-03)

HOME BREAKDOWN BY DAYS OF THE WEEK

	Record	No. of Games (2017-18)
Sunday	13-4	0
Monday	12-2	2
Tuesday	32-6	3
Wednesday	48-4	5
Thursday	19-3	0
Friday	17-2	1
Saturday	87-14	7
TOTALS	228-35	18



THE FINAL FAREWELL

The Xavier Musketeers played their final season at Cincinnati Gardens in 1999-2000. The Gardens was “Home Sweet Home” for the Xavier Musketeers when they made the historic arena their home beginning in the 1983-84 season. This year the historic old building, which is now owned by the Port Authority, is scheduled to be demolished.

The Xavier men’s team played all of its regular season games off campus at the Cincinnati Gardens for 17 years, beginning with the 1983-84 season and ending with an NIT game against Marquette in the 1999-2000 season. The only exception was a game against Florida International that was played at Schmidt Fieldhouse on January 9, 1988.

Xavier compiled an impressive 215-25 (.896) record after moving to the Gardens in the 1983-84 season, including 14-1 in its final season. In fact, Xavier was 55-3 at the Gardens over its last four seasons.

There have been many memorable moments at the Gardens. Xavier kicked off its initial season as a regular tenant, 1983-84, with a perfect 12-0 mark that included a thrilling 60-57 overtime win over Ohio State in the first round of the National Invitation Tournament. A few days later Xavier knocked off Nebraska, 58-57, to advance to the quarterfinals of the NIT. In the 1999 season Xavier relived some of that NIT magic with an impressive 87-76 win over Wake Forest in a second round NIT game and a 65-58 come-from-behind thriller over Princeton in the NIT quarterfinals.

The regular season has seen its share of moments, although probably none more exciting than the wild 115-113 track meet win over Loyola Marymount in the 1989-90 Sweet 16 season. LMU had the run-and-gun offense that featured Bo Kimble and the late Hank Gathers.

Xavier and Cincinnati, which also used to call the Gardens its home, have waged some classic battles at the Gardens. Steve Thomas pumped in 45 points in a 1964 game. Xavier won two classic overtime battles with UC in the Nineties, 90-88 in 1990 and 82-76 in 1994. In the 1999-2000 season XU took down then-undefeated and top-ranked UC 66-64.

XU’s young Musketeers took then-undefeated and number one-ranked UMass to the wall in 1996 before losing in overtime, 78-74. Xavier and Louisville went to a school-record three overtimes in 1958 before the eventual NIT Champion Musketeers prevailed, 82-80.

THE OPENING OF THE GARDENS

Cincinnati Gardens, which is similar in design to the Maple Leaf Gardens in Toronto, Canada, was originally built in an attempt to house a hockey team for the Queen City. It was opened for the first time on Tuesday, February 22, 1949. Appropriately, the first event was a hockey game, an exhibition match between teams from Montreal and Dallas.

One night later, February 23, the Gardens hosted its first basketball game. Cincinnati defeated Butler, 49-44. The following night Xavier made its Gardens’ debut against powerful Kentucky. UK prevailed 51-40.

The busy opening week continued for the Gardens on Monday, February 28. Cincinnati native Ezzard Charles beat Joey Maxim in a 15-round decision, the first boxing event held in the historic arena. Charles defended his heavyweight title in the Gardens in 1950 and another Cincinnati native boxer, Wallace “Bud” Smith, defended his lightweight crown in the Gardens in 1955.

Since its opening, Cincinnati Gardens has hosted numerous high school, college and professional sporting events. Ice hockey kept the building busy from 1949 until the mid-1970’s with teams such as the Mohawks, Wings and Swords. In pro basketball, both the Royals (now Sacramento Kings) of the National Basketball Association and the Slammers of the Continental Basketball Association used the Gardens as “home” during their time in the Queen City.

The Gardens history includes more than just sporting events, though. The entertainment events ranged from Lawrence Welk to Gene Autry to the Beatles to Bon Jovi to Tom Petty. In 2004, the Gardens hosted a political rally for former President George W. Bush. The Gardens has also been home to a number of minor league hockey franchises.

THE REBIRTH OF THE GARDENS

Cincinnati Gardens, which now holds 10,100 fans for basketball, is the former home of the Cincinnati Royals of the NBA. When the Royals left the Gardens in 1972, most Cincinnatians felt the arena’s days were numbered.

Along came Jerry Robinson, who originally purchased the Gardens in 1979 for use as a warehouse. Robinson decided to reopen the arena in 1981.

SCHMIDT FIELDHOUSE: XU’S FIRST ON CAMPUS HOME

The Xavier Musketeers no longer play their regular season games at Schmidt Fieldhouse, having moved to Cincinnati Gardens in the 1983-84 season, and to Cintas Center in the 2000-01 season. XU’s success at the Fieldhouse, though, cannot be forgotten. Since World War II, the XU men’s basketball team compiled an impressive 326-129 (.716) record at the Fieldhouse. Until opening Cintas Center, the men’s basketball team had only played one regular season game on campus since early in the 1983-84 season. XU scored a school-record point total in a 125-84 thrashing of Florida International on Saturday, January 9, 1988. Xavier has used the Fenwick Club, Schmidt Fieldhouse, Riverfront Coliseum (now U.S. Bank Arena) and Cincinnati Gardens as home courts over the years.

XAVIER IN THE CININNATI GARDENS BY YEAR

1948-49	1-2
1949-50	2-3
1950-51	1-3
1951-52	1-3
1952-53	3-0
1953-54	0-4
1954-55	1-2
1955-56	0-2
1956-57	1-1
1957-58	1-2
1958-59	3-3
1959-60	1-2
1960-61	1-2
1961-62	2-1
1962-63	0-3
1963-64	0-1
1964-65	0-1
1965-66	0-1
1966-67	0-1
1967-68	1-0
1968-69	0-1
1969-70	0-1
1970-71	1-0
1971-72	0-1
1972-73	0-3
1973-74	0-1
1974-75	0-1
1975-76	0-1
1977-78	0-1
1978-79	1-2
1983-84	12-0
1984-85	10-3
1985-86	13-1
1986-87	14-1
1987-88	14-0
1988-89	14-2
1989-90	13-1
1990-91	12-3
1991-92	8-4
1992-93	13-0
1993-94	14-2
1994-95	14-0
1995-96	9-5
1996-97	13-1
1997-98	13-1
1998-99	15-0
1999-00	14-1
TOTALS	236-74 (.761)



XAVIER ... AN NCAA TRADITION

Xavier has made 11 of the last 12 NCAA Tournaments. Only eight schools have been to at least 11 NCAA Tournaments in the last 12 years: Duke, Kansas, Gonzaga, Michigan State and Wisconsin are at 12, while Xavier, North Carolina and Villanova are at 11.

Xavier made its 27th all-time appearance in the NCAA Tournament in 2017, which includes 17 at-large berths (2017, 2016, 2015, 2014, 2012, 2011, 2010, 2009, 2008, 2007, 2003, 2001, 1997, 1995, 1993, 1990 and 1961), six automatic berths through the MCC (1991, 1989, 1988, 1987, 1986 and 1983) and four automatic berths in the Atlantic 10 (2006, 2004, 2002 and 1998).

Xavier, 27-27 all-time in the NCAA Tournament, was 1-6 in NCAA play prior to 1990 but is 26-21 from 1990-present. XU lost to the eventual National Champions in the first round in 1988 (Kansas) and 1989 (Michigan).

Xavier made its first NCAA Tournament appearance in 1961 but didn't return until head coach **Bob Staak** led XU to an MCC Championship and NCAA Tournament berth in 1983. XU fell to Alcorn State 81-75 in the 1983 NCAA Tournament Opening Round (3-15-83), which was played at the University of Dayton Arena (current site of the NCAA Tournament First Four).

The first NCAA Tournament win was memorable. Xavier, under the direction of then second-year head coach **Pete Gillen**, won XU's first-ever NCAA Tournament victory over highly-favored Missouri in the 1987 NCAA First Round at the Indianapolis Hoosier Dome behind 29 points from **Byron Larkin**.

ELITE AGAIN

Xavier made its third NCAA Tournament Elite Eight in 2017. XU also made it in 2004 and 2008. Xavier is one of 21 schools that have been to two or more Elite Eights in the last 10 years and one of 19 schools that have been to three or more in the last 15.

The Musketeers made the 2017 NCAA Tournament Elite Eight by defeating No. 6 seed and Big Ten runner-up Maryland, No. 3 seed and ACC runner-up Florida State and No. 2 seed and Pac-12 Champion Arizona to reach the West Regional Final.

SWEET HISTORY CONTINUES

Xavier has made it to at least the Sweet 16 six times in the last 10 years, one of only nine schools that have been to at least six since 2008: Kansas (7), North Carolina (7), Michigan State (7), Wisconsin (7), Xavier (6), Louisville (6), Duke (6), Arizona (6) and Kentucky (6).

XU has made it to at least the Sweet 16 eight times: 1990, 2004, 2008, 2009, 2010, 2012, 2015 and 2017. XU advanced to the Elite Eight in 2004, 2008 and 2017, its best-ever finishes.



Jordan Crawford scored 29.0 ppg. for Xavier's three 2010 NCAA Tournament games, while earning a spot on the five-member All-West Region Team. Crawford scored a career-high 32 points in the unforgettable double overtime loss to Kansas State in the Regional Semifinals.

XAVIER ALL-TIME NCAA RECORD:
27-27 IN 27 APPEARANCES

ELITE 8 APPEARANCES (3):
2017, 2008 & 2004

SWEET 16 APPEARANCES (8):
2017, 2015, 2012, 2010, 2009, 2008, 2004, 1990

POSTSEASON TOURNAMENT TRADITION

Xavier has made 30 postseason appearances in the last 35 years (1983-2017). That span includes 26 NCAA Tournament appearances, including 11 of the last 12 and 15 of the last 17 NCAA Tournaments. XU only made the NCAA Tournament field one time (1961) before the 1982-83 season.



Jamal Walker, seen here going up and under Georgetown's Alonzo Mourning in the 1990 NCAA Second Round, helped XU take down the Hoyas and earn XU's first-ever Sweet 16 berth in 1990.

THE FIRST SWEET 16 SEASON

It was 28 seasons ago. The Musketeers had won another MCC Championship and NCAA Tournament berth in the 1989-90 season. The best was yet to come.

Xavier, which earned a 1990 NCAA Tournament seeding of sixth in the Midwest Region, returned to a familiar site for its NCAA action. XU returned to the Indiana Hoosier Dome, the same place where XU had grabbed national headlines in the 1987 NCAA Tourney. XU upset 14th-ranked Missouri, 70-69, in the first round of the 1987 NCAA Tourney and nearly upset Duke in the second round. Xavier's 1990 roster was loaded with six current or future 1,000 point-scorers, including **Tyrone Hill**, **Derek Strong**, **Aaron Williams**, **Jamie Gladden**, **Michael Davenport** and **Jamal Walker**. Hill, Strong and Williams went on to the NBA. XU's senior "twin towers" of Hill and Strong combined for 46 points and 25 rebounds as the Musketeers advanced to the second round with an 87-79 win over the then-Big Eight's Kansas State. The win over Kansas State put Xavier against Georgetown in the second round. XU jumped out to a 16-point halftime lead, 42-26, and held on for a thrilling 74-71 win over **Alonzo**

ELITE NCAA TOURNAMENT SUCCESS IN 2004 AND 2008

The Musketeers advanced to the Elite Eight in 2004 and 2008. It became known to Xavier fans as “The Run” in 2004. Xavier swept through the Atlantic 10 Tournament for a historic four wins in four days at the University of Dayton Arena, including an 87-67 win over previously unbeaten and No. 1 Saint Joseph’s in the second round. XU and SJU would both reach 2004 NCAA Regional Finals that season.

Xavier entered the 2004 NCAA Tournament as a No. 7 seed. XU trailed No. 10 seed Louisville 42-31 at halftime in Orlando, Fla., but dominated the second half on both ends of the court to record an 80-70 victory, outscoring Louisville 49-28 after intermission. XU beat No. 2 seed Mississippi State 89-74 in the second round behind 31 points from senior **Lionel Chalmers**, earning its first spot in the Sweet 16 since 1990.

This time Xavier was determined to make it past the Sweet 16 round. XU beat No. 3 seed Texas 79-71 in the Regional Semifinals in Atlanta, Ga., behind 27 points from senior **Romain Sato**. Xavier drew No. 1 seed Duke in the Regional Final. XU led 30-28 at halftime and led for most of the second half thanks in great part to a dominating effort from senior big man **Anthony Myles**, who scored 16 points and grabbed 10 rebounds in 23 minutes of action. XU led 44-41 with 12:27 left when Myles fouled out. Seniors Lionel Chalmers, Romain Sato and Anthony Myles earned spots on the five-member 2004 NCAA Atlanta Regional All-Tournament Team.

In 2008, Xavier made it back to the NCAA Tournament Elite Eight. Senior **Josh Duncan** earned a spot on the five-member 2008 NCAA West Regional All-Tournament Team, leading XU to wins over Georgia (73-61), Purdue (85-78) and West Virginia (79-75 in overtime) before losing to UCLA in the West Regional Final. Duncan scored a career-high 26 points in the win over West Virginia.

XAVIER’S SEED HISTORY

Xavier’s No. 2 seed in the 2016 NCAA Tournament was the highest in program history. Xavier was a No. 3 seed in the 2003 and 2008 NCAA Tournaments. Xavier won one game and reached the second round in 2003 and made it to the Elite Eight in 2008.

Xavier was a No. 6 seed in 2015 for the fifth time (2015, 2011, 2010, 1998 and 1990). This also marked the third time that Xavier has made the NCAA Tournament Sweet 16 as a No. 6 seed. Xavier also made it to the Sweet 16 as a No. 6 seed in 1990 and 2010.



Josh Duncan was named to the 2008 NCAA Tournament All-West Regional Team after averaging 18.3 ppg. for XU’s Elite Eight run, including a career-high 26 points against West Virginia.

Mourning, Dikembe Mutombo and the rest of head coach **John Thompson’s** Hoyas. Four Musketeers scored in double figures, including Strong with 19 points and 12 rebounds and Walker with 15 points and nine assists. The win advanced Xavier to the NCAA Tournament Sweet 16 for the first time in the school’s history.

MEMORABLE REGIONAL SEMI

Xavier lost in double overtime, 101-96, to Kansas State in a classic Regional Semifinal in the 2010 NCAA Tournament. Xavier’s **Jordan Crawford** earned a spot on the five-member 2010 NCAA All-West Regional Team after averaging 29.0 ppg. for XU’s three NCAA games, including wins over Minnesota and Pittsburgh to earn a third straight trip to at least the NCAA Sweet 16.



Lionel Chalmers scored a career-high 31 points in a 2004 NCAA Second Round win over Mississippi State and helped XU reach its first-ever Elite Eight in 2004. He was one of three Musketeers to earn a spot on the five-member Regional All-Tournament Team.

XAVIER’S NATIONAL CHAMPIONS

Xavier won the 1958 National Invitation Tournament Championship with a 78-74 overtime victory over highly-favored Dayton at Madison Square Garden in New York City on March 22, 1958. The championship, which marked the first major basketball national championship by any Ohio college or university, came at a time when the NIT was equal to or, according to many, more prestigious than the NCAA Tournament.

Game 1: XU vs. Morehead State, NCAA Mid-east Regional First Round, Tuesday, March 14, 1961 at Ky. State Fairgrounds (Louisville, Ky.)

Xavier (66) - Ron Nicolai 2-7 1-3 5, Leo McDermott 6-19 3-6 15, Jack Thobe 9-16 1-3 19, Bill Kirvin 7-18 0-2 14, Jim Enright 5-13 0-1 10, Ed Tepe 1-2 1-1 3, **Totals: 30-75 6-16 66**

Morehead State (71) - John Gibson 2-5 1-3 5, Norm Pokley 3-7 2-5 8, Ed Noe 8-16 5-7 21, Hecky Thompson 3-13 10-12 16, Granny Williams 9-23 3-8 21, Arthur Cole 0-3 0-0 0, **Totals: 25-67 21-35 71**

Halftime - Xavier 33, Morehead State 33, Fouled Out - Nicolai, Rebounds - Xavier 50 (McDermott 12, Nicolai 9), Morehead State 57 (Noe 15, Pokley 11), Floor Errors - Xavier 9, Morehead State 9, Total Fouls - Xavier 21, Morehead State 11, Technical Fouls - None, A - 7,300

Game 2: Xavier (#12 seed) vs. Alcorn State (#12 seed), NCAA Midwest Regional Opening Round, Tuesday, March 15, 1983 at University of Dayton Arena (Dayton, Ohio)

Alcorn State (81) - Aaron Brandon 6-13 4-5 16, David Claybon 0-4 1-2 1, Tommy Collier 6-9 3-7 15, Michael Phelps 6-9 6-7 18, Eddie Archie 5-11 6-8 16, Davey Whitney 4-5 0-1 8, Maurice Browner 0-0 0-0 0, David Williams 0-1 3-4 3, David Palmer 1-3 2-2 4, Timothy Pollard 0-0 0-0 0, **Totals: 28-55 25-36 81**

Xavier (75) - Dexter Bailey 3-9 4-6 10, John Shimko 1-1 0-0 2, Eddie Johnson 3-5 1-2 7, Victor Fleming 8-10 0-0 16, Anthony Hicks 6-10 2-4 14, Jeff Jenkins 4-7 5-7 13, Steve Wolf 4-6 0-0 8, Richard Harris 1-1 0-0 2, Ralph Lee 0-1 3-4 3, **Totals: 30-50 15-23 75**

Halftime - Alcorn State 40, Xavier 32, Fouled Out - Johnson, Lee, Palmer, Rebounds - Alcorn State 27 (Collier 10, Brandon 4, Palmer 4), Xavier 33 (Johnson 11, Bailey 5), Assists - Alcorn State 14 (Brandon 4, Archie 4), Xavier 18 (Lee 6, Hicks 5), Turnovers - Alcorn State 20, Xavier 30, Total Fouls - Alcorn State 21, Xavier 26, Technical Fouls - Xavier Bench, A - 7,471

Game 3: Xavier (#12 seed) vs. Alabama (#5 seed), 1986 NCAA Southeast Regional First Round, Friday, March 14, 1986 at Charlotte Coliseum (Charlotte, N.C.)

Xavier (80) - Richie Harris 11-19 2-3 24, Walt McBride 4-8 0-0 8, Eddie Johnson 7-12 1-3 15, Ralph Lee 0-4 2-2 2, Byron Larkin 10-26 3-5 23, Joe Bowman 0-0 0-0 0, Kelly Williamson 1-1 0-0 2, Leroy Greenidge 1-4 0-0 2, Mike Ramey 1-1 0-0 2, John Kelley 0-0 0-0 0, Dexter Campbell 0-0 0-0 0, Andy Donnelly 1-2 0-0 2, **Totals: 36-77 8-13 80**

Alabama (97) - Jim Farmer 10-15 4-5 24, Buck Johnson 11-16 0-2 22, Derrick McKey 7-8 2-2 16, Mark Gottfried 3-6 0-0 6, Terry Coner 5-8 4-4 14, Gary White 0-0 0-0 0, James Jackson 1-2 1-2 3, Craig Dudley 1-1 0-0 2, Michael Ansley 5-8 0-0 10, **Totals: 43-64 11-15 97**

Halftime - Alabama 39, Xavier 33, Fouled Out - None, Rebounds - Xavier 36 (Harris 11, Johnson 9), Alabama 32 (Ansley 9, Farmer 7, Johnson 7), Assists - Xavier 15 (Lee 9, McBride 1, Larkin 1, Greenidge 1, Ramey 1, Kelley 1, Campbell 1), Alabama 19 (Coner 9, McKey 4), Turnovers - Xavier 14, Alabama 14, Total Fouls - Xavier 15, Alabama 15, Technical Fouls - None, A - 10,385

***Game 4: Xavier (#13 seed) vs. Missouri (#4 seed), 1987 NCAA Midwest Regional First Round, Thursday, March 12, 1987 at Hoosier Dome (Indianapolis, Ind.)**

***First college basketball game played in the Hoosier Dome**
Xavier (70) - Kyle Taylor 1-3 1-2 3, Dexter Campbell 3-4 7-8 13, Tyrone Hill 3-6 0-0 6, Stan Kimbrough 6-14 1-3 14, Byron Larkin 6-20 16-20 29, J.D. Barnett 2-7 1-2 5, Bob Koester 0-0 0-0 0, **Totals: 21-54 26-35 70**

Missouri (69) - Derrick Chievous 6-11 4-6 16, Mike Sandbothe 3-6 2-3 8, Gary Leonard 1-2 0-0 2, Lee Coward 2-8 2-2 6, Lynn Hardy 9-22 0-0 21, Greg Church 3-3 2-3 8, Nathan Buntin 4-7 0-0 8, Bradd Sutton 0-0 0-0 0, Devon Roff 0-0 0-0 0, Michael Ingram 0-0 0-0 0, **Totals: 28-59 10-14 69**

Halftime - Xavier 36, Missouri 32, Fouled Out - Sandbothe, Coward, Church, Rebounds - Xavier 44 (Hill 13, Larkin 10), Missouri 29 (Chievous 9, Church 6), Assists - Xavier 10 (Larkin 4, Barnett 3), Missouri 14 (Sandbothe 5, Coward 3), Turnovers - Xavier 14, Missouri 12, 3-Point FG - Xavier 2-9 (Taylor 0-2, Kimbrough 1-4, Larkin 1-3), Missouri 3-14 (Coward 0-4, Hardy 3-10), Total Fouls - Xavier 16, Missouri 24, Technical Fouls - None, A - 25,562

Game 5: Xavier (#13 seed) vs. Duke (#5 seed), 1987 NCAA Midwest Regional Second Round, Saturday, March 14, 1987 at Hoosier Dome (Indianapolis, Ind.)

Xavier (60) - Kyle Taylor 3-6 0-1 8, Dexter Campbell 4-6 2-2 10, Tyrone Hill 3-5 3-4 9, Stan Kimbrough 5-12 2-2 13, Byron Larkin 7-12 2-2 18, J.D. Barnett 1-4 0-0 2, Bob Koester 0-0 0-0 0, **Totals: 23-45 9-11 60**

Duke (65) - Danny Ferry 4-7 0-0 8, Billy King 1-3 3-7 5, John Smith 3-5 0-0 6, Tommy Amaker 8-12 2-2 20, Kevin Strickland 2-13 6-7 12, Martin Nessley 0-0 0-0 0, Robert Brickey 6-8 0-0 12, Quinn Snyder 0-0 0-0 0, Alaa Abdelnaby 1-2 0-0 2, **Totals: 25-50 11-16 65**

Halftime - Duke 36, Xavier 32, Fouled Out - Kimbrough, Rebounds - Xavier 26 (Campbell 6, Hill 6), Duke 25 (Strickland 9, Ferry 5), Assists - Xavier 12 (Taylor 6, Kimbrough 3, Larkin 3), Duke 15 (Strickland 9, King 4), Turnovers - Xavier 17, Duke 10, 3-Point FG - Xavier 5-8 (Taylor 2-4, Kimbrough 1-2, Larkin 2-2), Duke 4-14 (Ferry 0-1, Amaker 2-4, Strickland 2-9), Total Fouls - Xavier 19, Duke 16, Technical Fouls - None, A - 34,183



Tyrone Hill helped lead Xavier to its first-ever NCAA Tournament win with a 1987 victory over Missouri.

Game 6: Xavier (#11 seed) vs. Kansas (#6 seed), 1988 NCAA Midwest Regional First Round, Friday, March 18, 1988 at Devaney Center (Lincoln, Neb.)

Xavier (72) - J.D. Barnett 2-6 0-0 5, Tyrone Hill 1-5 2-4 4, Derek Strong 4-5 6-6 14, Byron Larkin 6-18 4-10 16, Stan Kimbrough 5-13 6-7 18, Jamal Walker 3-10 1-2 7, John Kennedy 0-1 0-0 0, Michael Davenport 0-0 0-0 0, Jerry Butler 1-2 0-0 2, Mike Ramey 0-0 0-0 0, Colin Parker 0-2 0-0 0, Dexter Campbell 2-2 2-3 6, Bob Koester 0-0 0-0 0, **Totals: 24-64 21-32 72**

Kansas (85) - Chris Piper 2-3 5-7 9, Milt Newton 9-14 3-4 21, Danny Manning 8-14 8-9 24, Kevin Pritchard 2-5 4-5 8, Jeff Gueldner 3-4 1-2 8, Clint Normore 0-3 0-1 0, Scooter Barry 1-2 3-4 5, Lincoln Minor 0-1 0-0 0, Mike Maddox 2-4 0-0 4, Keith Harris 2-3 2-2 6, Marvin Mattox 0-0 0-0 0, **Totals: 29-53 26-34 85**

Halftime - Kansas 48, Xavier 29, Fouled Out - Hill, Larkin, Walker, Rebounds - Xavier 30 (Strong 10, Hill 4), Kansas 50 (Newton 12, Manning 12), Assists - Xavier 13 (Kimbrough 4, Larkin 3, Walker 3), Kansas 22 (Piper 7, Barry 5), Turnovers - Xavier 16, Kansas 30, 3-Point FG - Xavier 3-14 (Barnett 1-3, Larkin 0-3, Kimbrough 2-6, Walker 0-2), Kansas 1-5 (Newton 0-2, Gueldner 1-1, Normore 0-2), Total Fouls - Xavier 32, Kansas 23, Technical Fouls - None, A - 14,425

Game 7: Xavier (#14 seed) vs. Michigan (#3 seed), 1989 NCAA Southeast Regional First Round, Friday, March 17, 1989 at The Omni (Atlanta, Ga.)

Xavier (87) - Colin Parker 0-1 0-0 0, Tyrone Hill 7-12 7-7 21, Derek Strong 8-12 2-3 18, Stan Kimbrough 5-16 1-2 13, Michael Davenport 6-13 3-4 15, Jamal Walker 6-9 3-5 16, Dave Minor 2-2 0-0 4, Sydney Raeford 0-0 0-0 0, **Totals: 34-65 16-21 87**

Michigan (92) - Glen Rice 9-22 0-0 23, Terry Mills 8-12 2-2 18, Loy Vaught 2-4 0-0 4, Mike Griffin 0-0 0-0 0, Rumeal Robinson 8-13 6-9 23, Mark Hughes 4-5 0-1 8, Sean Higgins 3-6 1-1 7, Demetrius Calip 3-5 3-3 9, **Totals: 37-67 12-16 92**

Halftime - Xavier 45, Michigan 42, Fouled Out - None, Rebounds - Xavier 30 (Strong 10, Hill 6), Michigan 33 (Hughes 10, Mills 6), Assists - Xavier 21 (Walker 9, Kimbrough 6), Michigan 18 (Robinson 8, Mills 5), Turnovers - Xavier 19, Michigan 17, 3-Point FG - Xavier 3-9 (Kimbrough 2-4, Davenport 0-4, Walker 1-1), Michigan 6-12 (Rice 5-9, Robinson 1-2, Higgins 0-1), Total Fouls - Xavier 19, Michigan 21, Technical Fouls - None, A - 12,349

Game 8: Xavier (#6 seed) vs. Kansas State (#11 seed), 1990 NCAA Midwest Regional First Round, Friday, March 16 at Indiana Hoosier Dome (Indianapolis, Ind.)

Kansas State (79) - Aska Jones 6-13 0-2 13, Lance Simmons 2-5 0-0 4, Tony Massop 1-5 0-0 2, Steve Henson 11-19 7-7 35, Jean Derouillere 4-13 4-7 12, Jeff Wires 0-0 0-0 0, Jeff Malham 0-0 0-0 0, Keith Amerson 1-1 0-0 2, Nick Weigal 0-0 0-0 0, Patrick Sams 0-0 0-0 0, Reggie Britt 2-3 0-0 4, Billy Ray Smith 0-1 3-4 3, Wylie Howard 0-1 0-0 0, John Rettiger 1-2 2-4 4, **Totals: 28-63 16-24 79**

Xavier (87) - Maurice Brantley 2-3 4-4 8, Tyrone Hill 6-12 17-18 29, Derek Strong 4-10 9-11 17, Jamal Walker 5-11 0-1 11, Jamie Gladden 5-9 2-2 12, Michael Davenport 1-4 5-7 8, Aaron Williams 1-2 0-0 2, **Totals: 24-51 37-43 87**

Halftime - Xavier 42, Kansas State 32, Fouled Out - Simmons, Rettiger, Rebounds - Kansas State 27 (Massop 6, Derouillere 5), Xavier 40 (Hill 14, Strong 11), Assists - Kansas State 9 (Derouillere 5, Henson 2), Xavier 10 (Walker 6, Gladden 1, Brantley 1, Strong 1, Davenport 1), Turnovers - Kansas State 6, Xavier 10, 3-Point FG - Kansas State 7-14 (Jones 1-1, Henson 6-11, Derouillere 0-1, Howard 0-1), Xavier 2-6 (Walker 1-3, Gladden 0-1, Davenport 1-2), Total Fouls - Kansas State



Derek Strong helped lead Xavier over Kansas State in the 1990 NCAA first round and Georgetown in the second round.

31, Xavier 19, Technical Fouls - None, A - 39,417

Game 9: Xavier (#6 seed) vs. Georgetown (#3 seed), 1990 NCAA Midwest Regional Second Round, Sunday, March 18 at Indiana Hoosier Dome (Indianapolis, Ind.)

Xavier (74) - Maurice Brantley 3-4 0-1 7, Tyrone Hill 5-9 3-3 13, Derek Strong 5-12 9-10 19, Jamal Walker 4-13 7-8 15, Jamie Gladden 6-10 1-2 13, Michael Davenport 2-6 0-0 5, Colin Parker 0-0 0-0 0, Dwayne Wilson 0-0 0-0 0, Aaron Williams 1-3 0-1 2, **Totals: 26-57 20-25 74**

Georgetown (71) - Anthony Allen 0-2 0-0 0, Alonzo Mourning 5-8 5-7 15, Dikembe Mutombo 4-7 1-3 9, Dwayne Bryant 3-9 0-0 6, Mark Tillmon 6-17 3-4 16, David Edwards 7-13 1-5 19, Michael Tate 1-2 0-0 2, Antoine Stoudamire 0-3 0-0 0, Sam Jefferson 2-4 0-1 4, **Totals: 28-65 10-20 71**

Halftime - Xavier 42, Georgetown 26, Fouled Out - Hill, Mourning, Rebounds - Xavier 40 (Strong 12, Hill 8), Georgetown 38 (Mutombo 12, Mourning 10), Assists - Xavier 15 (Walker 9, Davenport 2), Georgetown 10 (Bryant 3, Edwards 2, Stoudamire 2), Turnovers - Xavier 20, Georgetown 14, 3-Point FG - Xavier 2-10 (Brantley 1-1, Walker 0-4, Gladden 0-1, Davenport 1-4), Georgetown 5-19 (Bryant 0-3, Tillmon 1-5, Edwards 4-8, Stoudamire 0-3), Total Fouls - Xavier 21, Georgetown 18, Technical Fouls - Bryant (GU), A - 37,842

Game 10: Xavier (#6 seed) vs. Texas (#10 seed), 1990 Midwest Regional Semifinal, Thursday, March 22, 1990 at Reunion Arena (Dallas, Texas)

Texas (102) - Lance Blanks 9-21 10-11 28, Locksley Colie 3-8 3-6 9, Guillermo Myers 1-2 1-2 3, Joey Wright 9-12 6-8 26, Travis Mays 9-21 11-12 32, Hank Dudek 2-3 0-0 4, Benford Williams 0-1 0-0 0, Courtney Jeans 0-0 0-0 0, George Muller 0-0 0-0 0, Gerrald Houston 0-0 0-0 0, Winn Shepard 0-0 0-0 0, **Totals: 33-68 31-39 102**

Xavier (89) - Maurice Brantley 5-6 2-3 12, Tyrone Hill 8-14 6-9 22, Derek Strong 11-17 5-5 27, Jamal Walker 6-14 2-2 14, Jamie Gladden 2-7 0-2 4, Aaron Williams 1-1 2-3 4, Michael Davenport 1-7 0-2 0, Colin Parker 1-2 0-0 2, Bob Koester 0-0 0-0 0, Jerry Butler 1-1 0-0 2, Dwayne Wilson 0-0 0-0 0, Mark Poynter 0-0 0-0 0, Dave Minor 0-0 0-0 0, **Totals: 36-69 17-24 89**

Halftime - Xavier 53, Texas 41, Fouled Out - Blanks, Strong, Rebounds - Texas 38 (Collie 16, Myers 7), Xavier 37 (Hill 15, Strong 14), Assists - Texas 8 (Blanks, Wright 3), Xavier 14 (Hill 5, Strong 4), Turnovers - Texas 10, Xavier 16, 3-Point FG - Texas 5-18 (Blanks 0-7, Wright 2-2, Mays 3-9), Xavier 0-9 (Hill 0-1, Walker 0-2, Davenport 0-5, Parker 0-1), Total Fouls - Texas 23, Xavier 28, Technical Fouls - None, A - 16,413

Game 11: Xavier (#14 seed) vs. Nebraska (#3 seed), 1991 NCAA Midwest Regional First Round, Thursday, March 14, 1991 at the Hubert H. Humphrey Metrodome (Minneapolis, Minn.)

Xavier (89) - Michael Davenport 5-13 4-4 17, Aaron Williams 0-1 4-4 4, Brian Grant 3-6 9-12 15, Jamal Walker, 5-9 7-11 18, Jamie Gladden 9-15 0-0 20, Maurice Brantley 2-3 2-4 6, Dwayne Wilson 2-2 1-2 5, Erik Edwards 1-1 0-0 2, Colin Parker 0-0 2-3 2, **Totals: 27-50 29-40 89**

Nebraska (84) - Tony Farmer 5-9 5-8 15, Beau Reid 2-12 2-4 6, Rich King 11-17 2-7 25, Keith Moody 1-3 0-0 2, Clifford Scales 4-5 3-4 12, Carl Hayes 7-12 1-3 15, Dapreis Owens 0-1 0-0 0, Eric Piatowski 3-10 1-1 9, **Totals: 33-69 14-27 84**

Halftime - Xavier 45, Nebraska 42; Fouled Out - Williams (XU), Farmer (UN); Rebounds - Xavier 30 (Grant 10, J.Walker 3, Gladden 3), Nebraska 41 (King 12, Reid 7); Assists - Xavier 14 (J.Walker 8, Gladden 3), Nebraska 17 (King 4, Moody 3, Scales 3); Turnovers - Xavier 15, Nebraska 18; 3-Pt FG - Xavier 6-14 (Davenport 3-8, J.Walker 1-2, Gladden 2-3, Brantley 0-1), Nebraska 4-13 (Farmer 0-1, Reid 0-3, King 1-1, Scales 1-2, Piatowski 2-6); Total Fouls - Xavier 22, Nebraska 25; Technical Fouls - None; A - 25,348

Game 12: Xavier (#14 seed) vs. Connecticut (#11 seed), 1991 Midwest Regional Second Round, Saturday, March 16, 1991 at the Hubert H. Humphrey Metrodome (Minneapolis, Minn.)

Xavier (50) - Maurice Brantley 3-8 0-1 6, Michael Davenport 3-13 0-0 8, Erik Edwards 1-1 0-0 2, Jamie Gladden 3-11 0-1 7, Brian Grant 5-10 6-7 16, Colin Parker 2-7 0-0 5, Mark Poynter 1-1 0-0 2, Jamal Walker 0-3 0-0 0, Tyrice Walker 1-2 0-0 2, Aaron Williams 0-1 0-0 0, Eric Knop 0-0 0-0 0, DeWaan Rose 1-1 0-0 2, Dwayne Wilson 0-0 0-2 0, Walt Winston 0-0 0-0 0, **Totals: 20-58 6-11 50**

Connecticut (66) - Scott Burrell 3-6 2-3 9, Toraino Walker 1-4 0-2 2, Rod Sellers 5-6 8-11 18, Steve Pikiell 1-1 0-2 3, Chris Smith 7-14, 5-6 20, John Gwynn 4-12 0-0 8, Dan Cyrulik 0-2 0-0 0, Lyman DePriest 3-4 0-0 6, Shawn Ellison 0-0 0-0 0, Gilad Katz 0-1 0-0 0, Marc Suhr 0-0 0-0 0, Oliver Macklin 0-0 0-0 0, **Totals: 24-50 15-24 66**

Halftime - Connecticut 36, Xavier 24; Fouled Out - Brantley (XU); Rebounds - Xavier 37 (Grant 12, Brantley 5), Connecticut 34 (Burrell 8, Sellers 7); Assists - Xavier 11 (Brantley 4, Davenport 3), Connecticut 10 (Smith 3, Burrell 2, Walker 2); Turnovers - Xavier 21, Connecticut 16; 3-Pt FG - Xavier 4-18 (Brantley 0-1, Davenport 2-9, Gladden 1-6, Parker 1-2), Connecticut 3-11 (Burrell 1-4, S.Pikiell 1-2, Smith 1-3, Gwynn 0-1, Katz 0-1); Total Fouls - Xavier 19, Connecticut 13, Technical Fouls - None, A - 28,114

Game 13: Xavier (#9 seed) vs. New Orleans (#8 seed), 1993 NCAA Midwest Regional First Round, Friday, March 19, 1993 at Hoosier Dome (Indianapolis, Ind.)

Xavier (73) - Michael Hawkins 0-3 5-6 5, Aaron Williams 9-13 2-2 20, Brian Grant 8-11 4-5 20, Steve Gentry 1-6 2-2 4, Jamie Gladden 4-13 7-10 17, Mark Poynter 0-0 0-0 0, Eric Knop 0-1 0-0 0, Chris Mack 0-0 0-0 0, Tyrice Walker 1-4 3-3 5, DeWaan Rose 0-0 0-0 0, Erik Edwards 0-0 0-0 0, Dwayne Wilson 0-0 0-0 0, Larry Sykes 1-3 0-0 2, **Totals: 24-54 23-28 73**



Brian Grant was a key part of NCAA Tournament wins over New Orleans (seen here) in 1993 and Nebraska in 1991.

New Orleans (55) - Reggie Garrett 6-14 0-0 12, Melvin Simon 3-9 2-4 8, Ervin Johnson 7-11 7-8 21, Reni Mason 1-8 0-0 2, Gerald Williams 3-14 1-2 7, Tony Madison 1-11 0-0 3, Eric Matthews 0-2 0-0 0, Darren Laiche 0-0 0-0 0, Michael McDonald 1-1 0-0 2, Fred Hill 0-0 0-0 0, **Totals: 22-70 10-14 55**

Halftime - Xavier 32, New Orleans 32; Fouled Out - Williams (UNO), Rebounds - Xavier 43 (Grant 10, Williams 7, Hawkins 7), New Orleans 38 (Johnson 10, Simon 9), Assists - Xavier 11 (Hawkins 5, Gentry 3), New Orleans 10 (Mason 5, Simon 2), Turnovers - Xavier 14, New Orleans 11, 3-Point FG - Xavier 2-9 (Hawkins 0-2, Gentry 0-2, Gladden 2-5), New Orleans 1-14 (Garrett 0-1, Mason 0-1, Williams 0-2, Madison 1-9, Matthews 0-1), Total Fouls - Xavier 15, New Orleans 25, Technical Fouls - None, A - 38,387

Game 14: Xavier (#9 seed) vs. Indiana (#1 seed), 1993 NCAA Midwest Regional Second Round, Sunday, March 21, 1993 at Hoosier Dome (Indianapolis, Ind.)

Xavier (70) - Michael Hawkins 6-12 0-0 16, Aaron Williams 6-13 5-8 17, Brian Grant 5-13 1-2 11, Steve Gentry 1-5 0-0 2, Jamie Gladden 6-16 3-4 18, Mark Poynter 1-1 0-0 2, Chris Mack 0-0 0-0 0, Tyrice Walker 2-4 0-0 4, Erik Edwards 0-0 0-0 0, Larry Sykes 0-0 0-0 0, **Totals: 27-64 9-14 70**

Indiana (73) - Brian Evans 0-2 0-0 0, Calbert Cheaney 8-17 7-9 23, Matt Nover 3-5 0-0 6, Greg Graham 7-9 3-3 19, Damon Bailey 2-8 7-10 11, Chris Reynolds 1-3 0-3 2, Todd Leary 1-3 0-0 2, Pat Graham 4-5 1-1 10, Alan Henderson 0-2 0-0 0, **Totals: 26-54 18-26 73**

Halftime - Xavier 31, Indiana 35, Fouled Out - Gentry, Rebounds - Xavier 39 (Grant 16, Williams 10), Indiana 32 (Che-

aney 8, Nover 8), Assists - Xavier 11 (Gladden 3, Hawkins 2, Williams 2, Grant 2, Gentry 2), Indiana 14 (Reynolds 4, G. Graham 3, Bailey 3, Turnovers - Xavier 9, Indiana 7, 3-Point FG - Xavier 7-17 (Hawkins 4-8, Gladden 3-9), Indiana 3-10 (Evans 0-1, Cheaney 0-1, G. Graham 2-3, Bailey 0-2, Leary 0-2, P. Graham 1-1), Total Fouls - Xavier 23, Indiana 13, Technical Fouls - None, A - 37,411

Game 15 : Xavier (#11 seed) vs. Georgetown (#6 seed), 1995 NCAA Southeast Regional First Round, Friday, March 17, 1995 at Tallahassee/Leon Co. Civic Center (Tallahassee, Fla.)

Xavier (63) - T.J. Johnson 1-3 4-9 6, Tyson Brit 1-7 3-3 5, Larry Sykes 2-8 1-2 5, Michael Hawkins 5-14 8-10 20, Jeff Massey 9-19 1-4 21, Andre Smith 3-3 0-0 6, Sherwin Anderson 0-0 0-0 0, Ken Harvey 0-0 0-0 0, Mark Smydra 0-0 0-0 0, **Totals: 21-54 17-28 63**

Georgetown (68) - Jerome Williams 6-12 1-3 13, Don Reid 2-3 0-0 4, Othella Harrington 7-9 1-2 15, Allen Iverson 6-16 2-6 16, John Jacques 1-6 2-2 4, Eric Myles 4-6 0-0 12, Irvin Church 1-2 0-0 2, Boubacar Aw 0-2 0-0 0, Jerry Nichols 0-2 0-0 0, Kevin Millen 1-2 0-0 2, Jahidi White 0-0 0-0 0, **Totals: 28-60 6-13 68**

Halftime - Xavier 36, Georgetown 39, Fouled Out - Reid, Harrington, Rebounds - Xavier 35 (Sykes 12, Johnson 10), Georgetown 36 (Williams 13, Harrington 11), Assists - Xavier 8 (Hawkins 4, Massey 2), Georgetown 8 (Iverson 2, Jacques 2, Myles 2), Turnovers - Xavier 14, Georgetown 16, 3-Point FG - Xavier 4-20 (Brit 0-1, Hawkins 2-9, Massey 2-10), Georgetown 6-20 (Williams 0-1, Iverson 2-7, Jacques 0-3, Myles 4-6, Church 0-1, Nichols 0-1, Millen 0-1), Total Fouls - Xavier 17, Georgetown 23, Technical Fouls - None, A - 7,875

Game 16: Xavier (#7 seed) vs. Vanderbilt (#10 seed), 1997 Midwest Regional First Round, Thursday, March 13 at The Palace of Auburn Hills (Auburn Hills, Mich.)

Vanderbilt (68) - Billy DiSpaltro 2-4 1-2 5, Pax Whitehead 2-11 4-6 8, Austin Bates 9-16 3-6 21, Howard Pride 0-1 1-2 1, Drew Maddux 6-15 0-0 16, James Strong 0-0 0-0 0, Atiba Prater 4-5 0-1 11, Dan Langhi 2-3 1-2 6, **Totals: 25-55 10-19 68**

Xavier (80) - T.J. Johnson 2-5 0-1 4, Darnell Williams 6-15 4-5 16, Torraye Braggs 4-9 1-2 9, Lenny Brown 6-12 0-0 13, Gary Lumpkin 6-13 2-2 16, Sherwin Anderson 0-0 0-0 0, James Posey 7-10 8-8 22, **Totals: 31-64 15-18 80**

Halftime - Vanderbilt 33, Xavier 38, Fouled Out - DiSpaltro, Braggs, Rebounds - Vanderbilt 32 (Bates 7, Whitehead 6), Xavier 38 (Johnson 9, Posey 8), Assists - Vanderbilt 13 (Prater 6), Xavier 17 (Williams 5, Johnson 4), Turnovers - Vanderbilt 21, Xavier 16, 3-Point FG - Vanderbilt 8-21 (Whitehead 0-5, Pride 0-1, Maddux 4-11, Prater 3-3, Langhi 1-1), Xavier 3-13 (Williams 0-1, Brown 1-4, Lumpkin 2-6, Posey 0-2), Total Fouls - Vanderbilt 18, Xavier 18, Technical Fouls - None, A - 21, 020

Game 17: Xavier (#7 seed) vs. UCLA (#2 seed), 1997 Midwest Regional Second Round, Saturday, March 15 at The Palace of Auburn Hills (Auburn Hills, Mich.)

Xavier (83) - T.J. Johnson 1-4 5-5 7, Darnell Williams 7-16 2-2 16, Torraye Braggs 4-6 7-8 15, Lenny Brown 5-17 3-3 15, Gary Lumpkin 2-12 0-0 5, Pat Kelsey 0-0 0-0 0, Nate Turner 0-0 1-2 1, Sherwin Anderson 2-3 1-2 5, Ken Harvey 1-1 0-0 2, Leo Murray 0-0 0-0 0, Terrance Payne 1-3 1-3 3, Jim Kromer 0-0 0-0 0, James Posey 7-8 0-0 14, **Totals: 30-70 20-25 83**

UCLA (96) - Charles O'Bannon 10-13 5-7 28, J. R. Henderson 9-12 3-4 22, Jelani McCoy 5-6 0-0 10, Cameron Dollar 1-1 7-7 9, Toby Bailey 2-6 6-6 10, Harold Sylvester 0-0 0-0 0, Brandon Loyd 1-3 4-4 7, Matt Harbour 0-0 0-0 0, Vince McGautha 0-1



Aaron Williams was a big part of three NCAA Tournament teams, including the one that almost beat No. 1 IU in 1993 in Indianapolis.

0-0 0, Bob Myers 0-0 0-0 0, Sean Farnham 0-0 0-0 0, Dave Parker 0-0 0-0 0, Kris Johnson 4-8 0-0 10, **Totals: 32-56 25-30 96**

Halftime - Xavier 40, UCLA 45, Fouled Out - Braggs, Posey, Rebounds - Xavier 33 (Braggs 10, Posey 6), UCLA 37 (Henderson 9, Dollar 6), Assists - Xavier 8 (Braggs 2, Anderson 2, Posey 2), UCLA 23 (Dollar 8, Bailey 8), Turnovers - Xavier 16, UCLA 21, 3-Point FG - Xavier 3-21 (Williams 0-3, Brown 2-8, Lumpkin 1-9, Anderson 0-1), UCLA 7-14 (O'Bannon 3-4, Henderson 1-1, Dollar 0-1, Bailey 0-1, Loyd 1-3, Johnson 2-4), Total Fouls - Xavier 24, UCLA 22, Technical Fouls - Johnson (XU), Johnson(UCLA), Posey (XU), A - 21,020

Game 18: Xavier (#6 seed) vs. Washington (#11 seed), 1998 NCAA Tournament East Regional First Round, Thursday, March 12 at the MCI Center (Washington, D.C.)

Washington (69) - Deon Luton 7-17 0-3 17, Thalo Green 3-6 1-2 7, Todd MacCulloch 8-11 0-2 16, Jan Wooten 1-1 0-0 2, Donald Watts 4-8 9-14 17, Dan Dickau 2-4 0-0 6, Chris Thompson 0-0 0-0 0, Patrick Femerling 0-1 0-0 0, Michael Johnson 0-0 0-0 0, Chris Walcott 2-2 0-0 4, **Totals: 27-50 10-21 69**

Xavier (68) - T.J. Johnson 0-4 0-0 0, Darnell Williams 6-11 5-7 17, Torraye Braggs 5-10 2-2 12, Lenny Brown 4-11 2-2 10, Gary Lumpkin 3-11 4-5 12, Maurice McAfee 0-3 0-0 0, Terrance Payne 0-2 0-0 0, James Posey 5-9 7-8 17, **Totals: 23-61 20-24 68**

Halftime - Washington 38, Xavier 30, Fouled Out - Braggs, Brown, Rebounds - Washington 37 (MacCulloch 8, Wooten 6), Xavier 34 (Braggs 10, Posey 8), Assists - Washington 12 (Green 4, Luton 2, Watts 2, Femerling 2), Xavier 15 (Lumpkin 6, Brown 4), Turnovers - Washington 26, Xavier 17, 3-Point

FG - Washington 5-11 (Luton 3-6, Watts 0-2, Dickau 2-3), Xavier 2-15 (Williams 0-4, Brown 0-3, Lumpkin 2-6, McAfee 0-1, Posey 0-1), Totals Fouls - Washington 20, Xavier 22, Technical Fouls - None, A - 19,288

Game 19: Xavier (#11 seed) vs. Notre Dame (#6 seed), 2001 NCAA Tournament Midwest Regional First Round, Friday, March 16 at Kemper Arena (Kansas City, Mo.)

Xavier (71) - Kevin Frey 3-8 0-0 6, David West 8-14 3-4 19, Lloyd Price 5-9 3-6 13, Romain Sato 2-8 0-2 6, Maurice McAfee 4-11 1-1 9, Lionel Chalmers 5-14 3-4 14, Dave Young 1-6 0-0 2, Brandon McIntosh 0-0 0-0 0, Alvin Brown 0-0 0-0 0, Marcus Mason 0-0 0-0 0, Reggie Butler 1-2 0-0 2, **Totals: 29-72 10-17 71**



Torrye Braggs played a key role on two NCAA Tournament teams in two seasons as a Musketeer.

Notre Dame (83) - Troy Murphy 6-17 6-6 19, Ryan Humphrey 6-8 3-8 15, David Graves 7-7 4-6 20, Matt Carroll 9-11 1-2 21, Martin Ingelsby 2-3 2-2 6, Torrian Jones 0-2 0-0 0, Harold Swanagan 1-1 0-0 2, **Totals: 31-49 16-24 83**

Halftime - Xavier 26, Notre Dame 40, Fouled Out - Young (XU), Rebounds - Xavier 37 (West 8, Sato 8), Notre Dame 31 (Murphy 8, Humphrey 6, Carroll 6), Assists - Xavier 8 (McAfee 3, five others 1), Notre Dame 19 (Ingelsby 9, Murphy 3, Humphrey 3), Turnovers - Xavier 14, Notre Dame 17, 3-Point FG - Xavier 3-20 (Frey 0-1, Price 0-1, Sato 2-7, McAfee 0-3, Chalmers 1-6, Young 0-2), Notre Dame 5-12 (Murphy 1-5, Graves 2-2, Carroll 2-3, Ingelsby 0-1, Jones 0-1), Total Fouls - Xavier 23, Notre Dame 16, Technical Fouls - Murphy (ND), A - 14,750

Game 20: Xavier (#7 seed) vs. Hawaii (#10 seed), 2002 NCAA Tournament West Regional First Round, Friday, March 15 at American Airlines Center (Dallas, Texas)

Hawaii (58) - Phil Martin 5-12 1-2 11, Carl English 4-15 0-1 9, Haim Shimonovich 0-3 0-0 0, Predrag Savovic 10-21 2-2 26, Mark Campbell 1-1 1-1 3, Mike McIntyre 3-7 0-0 9, Lance Takaki 0-0 0-0 0, Mindaugas Burneika 0-5 0-0 0, Ryne Holliday

0-0 0-0 0, Paul Jesniskis 0-0 0-0 0, Nkeruwem Akpan 0-0 0-0 0, **Totals: 23-64 4-6 58**

Xavier (70) - Kevin Frey 3-8 4-4 10, Dave Young 1-3 0-0 2, David West 4-10 5-6 13, Lionel Chalmers 4-13 7-8 15, Romain Sato 6-13 3-4 18, Jaison Williams 0-0 0-0 0, Anthony Coleman 0-0 0-0 0, Alvin Brown 4-4 2-2 10, Keith Jackson 1-3 0-0 2, **Totals: 23-54 21-24 70**

Halftime - Hawaii 40, Xavier 33, Fouled Out - Shimonovich (UH), Rebounds - Hawaii 35 (Martin 9, English 9), Xavier 40 (West 11, Sato 10), Assists - Hawaii 10 (Savovic 3, Burneika 3), Xavier 8 (Chalmers 6, Sato 1, Coleman 1), Turnovers - Hawaii 16, Xavier 14, 3-Point FG - Hawaii 8-24 (English 1-5, Savovic 4-9, McIntyre 3-7, Burneika 0-3), Xavier 3-15 (Frey 0-2, West 0-1, Chalmers 0-4, Sato 3-8), Total Fouls - Hawaii 21, Xavier 13, Technical Fouls - None, A - 19,951

Game 21: Xavier (#7 seed) vs. Oklahoma (#2 seed), 2002 NCAA Tournament West Regional Second Round, Sunday, March 17 at American Airlines Center (Dallas, Texas)

Xavier (65) - Kevin Frey 1-1 0-1 2, Dave Young 0-1 2-2 2, David West 7-14 3-6 18, Lionel Chalmers 1-12 4-4 6, Romain Sato 9-17 5-8 28, Jaison Williams 1-2 0-0 3, Anthony Coleman 1-2 0-0 2, Alvin Brown 1-2 1-2 4, Keith Jackson 0-1 0-0 0, **Totals: 21-52 15-23 65**

Oklahoma (78) - Ebi Ere 7-14 4-4 20, Aaron McGhee 8-16 8-9 25, Jabahri Brown 2-3 0-0 4, Quannas White 2-5 4-5 9, Hollis Price 4-10 4-4 12, Jason Detrick 0-3 3-4 3, Daryan Selvy 2-5 1-2 5, **Totals: 25-56 24-28 78**

Halftime - Xavier 36, Oklahoma 40, Fouled Out - None, Rebounds - Xavier 38 (West 8, Sato 8), Oklahoma 31 (Selvy 9, Ere 7), Assists - Xavier 11 (West 3, Sato 3), Oklahoma 12 (White 6, Price 3), Turnovers - Xavier 17, Oklahoma 6, 3-Point FG - Xavier 8-19 (West 1-3, Chalmers 0-3, Sato 5-10, Williams 1-1, Coleman 0-1, Brown 1-1), Oklahoma 4-12 (Ere 2-5, McGhee 1-3, White 1-1, Price 0-1, Detrick 0-2), Total Fouls - Xavier 19, Oklahoma 19, Technical Fouls - None, A - 19,951

Game 22: Xavier (#3 seed) vs. Troy State (#14 seed), 2003 NCAA Tournament South Regional First Round, Friday, March 21 at Gaylord Entertainment Center (Nashville, Tenn.)

Troy State (59) - Marcus Milhouse 3-6 0-0 9, Lacedrick Pettway 0-2 0-0 0, Rob Lewin 4-10 0-2 8, Greg Davis 8-20 0-0 20, Ben Fletcher 2-10 0-0 5, Eddie Baker 2-5 0-0 4, Herbert Evans 1-5 1-2 4, Jacob Hazouri 0-0 0-0 0, Lovelle Craig 1-3 1-2 3, Kendrick Johnson 2-4 0-0 6, **Totals: 23-65 2-6 59**

Xavier (71) - Dedrick Finn 0-5 2-4 2, David West 5-9 2-2 12, Anthony Myles 2-10 3-4 7, Lionel Chalmers 6-13 3-4 20, Romain Sato 7-18 3-4 18, Keith Jackson 4-7 0-0 8, Will Caudle 2-2 0-0 4, **Totals: 26-64 13-18 71**

Halftime - Troy State 22, Xavier 37, Fouled Out - None, Rebounds - Troy State 33 (Lewin 9, Fletcher 6), Xavier 47 (Myles 11, Sato 11), Assists - Troy State 13 (Davis 4, Evans 4), Xavier 19 (Chalmers 7, Sato 7), Turnovers - Troy State 9, Xavier 10, 3-Point FG - Troy State 11-29 (3-6, Pettway 0-2, Lewin 0-1, Davis 4-9, Fletcher 1-6, Baker 0-2, Evans 1-1, Johnson 2-2), Xavier 6-20 (Finn 0-3, Chalmers 5-9, Sato 1-8), Total Fouls - Troy State 19, Xavier 11, Technical Fouls - None, A - 17,484

Game 23: Xavier (#3 seed) vs. Maryland (#6 seed), 2003 NCAA Tournament South Regional Second Round, Sunday, March 23 at Gaylord Entertainment Center (Nashville, Tenn.)

Maryland (77) - Nik Caner-Medley 3-5 0-0 6, Tahj Holden 1-8 3-4 5, Ryan Randle 8-12 1-1 17, Drew Nicholas 6-16 3-4 17,



David West, 2003 National Player of the Year, led number three seed Xavier in the 2003 NCAA Tournament.

Steve Blake 3-7 2-2 9, Jamar Smith 6-6 0-0 12, Andre Collins 0-0 0-0 0, Travis Garrison 2-3 1-2 5, Calvin McCall 0-0 0-0 0, John Gilchrist 1-1 4-4 6, **Totals: 30-58 14-17 77**

Xavier (64) - Romain Sato 4-14 6-8 17, David West 6-17 10-14 22, Anthony Myles 4-9 0-0 8, Lionel Chalmers 4-9 1-2 12, Dedrick Finn 2-4 0-0 5, Keith Jackson 0-2 0-0 0, Will Caudle 0-2 0-0 0, **Totals: 20-57 17-24 64**

Halftime - Maryland 45, Xavier 28, Fouled Out - None, Rebounds - Maryland 39 (Nicholas 8, Blake 7), Xavier 28 (West 9, Chalmers 4), Assists - Maryland 19 (Blake 9, Nicholas 5), Xavier 12 (Finn 5, Sato 3, West 3), Turnovers - Maryland 8, Xavier 7, 3-Point FG - Maryland 3-13 (Caner-Medley 0-1, Holden 0-3, Nicholas 2-5, Blake 1-4), Xavier 7-18 (Sato 3-8, Chalmers 3-7, Finn 1-3), Total Fouls - Maryland 21, Xavier 16, Technical Fouls - None, A - 17,484

Game 24: Xavier (#7 seed) vs. Louisville (#10 seed), 2004 NCAA Tournament Atlanta Regional First Round, Friday, March 19 at TD Waterhouse Centre (Orlando, Fla.)

Louisville (70) - Kendall Dartez 0-3 2-2 2, Taquan Dean 6-12 1-1 19, Alhaji Mohammed 1-6 0-0 2, Luke Whitehead 6-14 2-2 15, Francisco Garcia 5-11 5-7 15, Brandon Jenkins 1-1 0-1 3, Grad Gianiny 0-0 0-0 0, Nate Daniels 1-5 0-0 3, Larry O'Bannon 2-6 0-0 5, Otis George 3-5 0-0 6, **Totals: 25-63 10-13 70**

Xavier (80) - Lionel Chalmers 8-13 7-9 25, Justin Cage 0-0 0-0 0, Romain Sato 5-11 9-10 24, Justin Doellman 0-3 2-2 2, Anthony Myles 7-14 1-1 15, Dedrick Finn 2-3 5-5 11, Brandon Cole 1-2 1-2 3, **Totals: 23-46 25-29 80.**

Halftime - Louisville 42, Xavier 31, Fouled Out - Dean (UL), Garcia (UL), Rebounds - Louisville 26 (George 6, Mohammed 4, Whitehead 4), Xavier 39 (Myles 11, Sato 8), Assists - Louisville 18 (Garcia 7, O'Bannon 4), Xavier 15 (Chalmers 6, Finn 6), Turnovers - Louisville 10, Xavier 15, 3-Point FG - Louisville 10-32 (Dartez 0-1, Dean 6-11, Mohammed 0-3, Whitehead 1-3, Garcia 0-4, Jenkins 1-1, Daniels 1-4, O'Bannon 1-5), Xavier 9-18 (Chalmers 2-6, Sato 5-8, Doellman 0-2, Finn 2-2), Total Fouls - Louisville 23, Xavier 13, Technical Fouls - Xavier bench, A - 15,961

Game 25: Xavier (#7 seed) vs. Mississippi State (#2 seed), 2004 NCAA Tournament Atlanta Regional Second Round, Sunday, March 21 at TD Waterhouse Centre (Orlando, Fla.)

Xavier (89) - Justin Cage 1-3 1-1 3, Justin Doellman 5-10 1-1 13, Anthony Myles 3-7 2-4 8, Lionel Chalmers 11-13 5-6 31, Romain Sato 4-10 2-2 12, Dedrick Finn 6-9 5-9 22, Keith Jackson 0-0 0-0 0, Keenan Christiansen 0-0 0-0 0, Brandon Cole 0-3 0-0 0, Will Caudle 0-0 0-0 0, Tom Compton 0-0 0-0 0, **Totals: 30-55 16-23 89**

Mississippi State (74) - Lawrence Roberts 4-11 2-4 11, Shane Power 6-11 1-2 16, Branden Vincent 4-10 3-6 11, Timmy Bowers 6-14 1-2 15, Winsome Fraiser 3-13 3-4 12, Gary Ervin 3-8 3-3 9, Dennis Buse 0-0 0-0 0, Dietric Slater 0-0 0-0 0, Piotr Stelmach 0-2 0-0 0, Marcus Campbell 0-3 0-0 0, **Totals: 26-72 13-21 74**

Halftime - Xavier 34, Mississippi State 33, Fouled Out - Vincent (MS), Rebounds - Xavier 38 (Myles 14, Doellman 8), Mississippi State 40 (Vincent 12, Frazier 9), Assists - Xavier 14 (Finn 3, Doellman 3), Mississippi State 14 (Bowers 5, Ervin 5), Turnovers - Xavier 13, Mississippi State 8, 3-Point FG - Xavier 13-19 (Cage 0-1, Doellman 2-4, Chalmers 4-4, Sato 2-3, Finn 5-7), Mississippi State 9-26 (Roberts 1-2, Power 3-6, Bowers 2-7, Frazier 3-9, Ervin 0-1, Stelmach 0-1), Total Fouls - Xavier 14, Mississippi State 21, Technical Fouls - None, A - 15,640

Game 26: Xavier (#7 seed) vs. Texas (#3 seed), 2004 NCAA Tourn. Atlanta Regional Semifinal, Friday, March 26 at Georgia Dome (Atlanta, Ga.)

Xavier (79) - Justin Cage 2-2 1-1 5, Justin Doellman 4-9 1-1 10, Anthony Myles 4-10 1-5 9, Lionel Chalmers 4-15 4-5 14, Romain Sato 5-13 14-17 27, Dedrick Finn 3-7 3-4 11, Keith Jackson 1-1 0-0 2, Brandon Cole 0-1 1-2 1, **Totals: 23-58 25-35 79**

Texas (71) - Brad Buckman 3-6 1-2 7, Jason Klotz 1-10 0-0 2, Brandon Mouton 9-15 1-3 21, Kenton Paulino 1-3 3-4 6, Royal Ivey 2-6 5-6 9, James Thomas 0-1 0-0 0, P.J. Tucker 4-10 2-2 10, Edgar Moreno 0-0 0-0 0, Kenny Taylor 0-1 0-0 0, Syd-mill Harris 2-3 0-0 5, Brian Boddicker 4-7 0-0 11, **Totals: 26-62 12-17 71**

Halftime - Xavier 44, Texas 41, Fouled Out - Cage (XU), Mouton (UT), Rebounds - Xavier 39 (Chalmers 7, Myles 7), Texas 35 (Tucker 10, Klotz 8), Assists - Xavier 13 (Chalmers 6, Cole 2), Texas 12 (Ivey 6, Paulino 2), Turnovers - Xavier 7, Texas 8, 3-Point FG - Xavier 8-25 (Doellman 1-3, Chalmers 2-8, Sato 3-9, Finn 2-5), Texas 7-16 (Mouton 2-4, Paulino 1-3, Ivey 0-1, Taylor 0-1, Harris 1-2, Boddicker 3-5), Total Fouls - Xavier 20, Texas 27, Technical Fouls - Texas Bench (2), A - 24,533

Game 27: Xavier (#7 seed) vs. Duke (#1 seed), 2004 NCAA Tournament Atlanta Regional Final, Sunday, March 28 at Georgia Dome (Atlanta, Ga.)

Xavier (63) - Justin Cage 2-4 1-2 5, Justin Doellman 2-9 0-0 5, Anthony Myles 7-11 2-4 16, Lionel Chalmers 6-16 4-4 17, Romain Sato 2-10 6-9 10, Dedrick Finn 2-8 2-2 7, Brandon Cole 1-5 1-2 3, **Totals: 22-63 16-23 63**

Duke (66) - Luol Deng 7-13 3-5 19, Sheldon Williams 3-5 6-7 12, J.J. Redick 4-14 2-2 13, Daniel Ewing 4-11 2-2 13, Chris Duhon 2-8 2-2 6, Nick Horvath 0-0 0-0 0, Sean Dockery 0-1 0-0 0, Shavlik Randolph 1-2 1-2 3, **Totals: 21-54 16-20 66**

Halftime - Xavier 30, Duke 28, Fouled Out - Myles (XU), Randolph (DU), Rebounds - Xavier 40 (Sato 11, Myles 10), Duke 39 (Williams 13, Deng 7, Redick 7), Assists - Xavier 8 (Sato 4, Finn 2), Duke 15 (Duhon 5, Deng 3, Ewing 3), Turnovers - Xavier 10, Duke 11, 3-Point FG - Xavier 3-15 (Doellman 1-3, Chalmers 1-5, Sato 0-3, Finn 1-4), Duke 8-20 (Deng 2-4, Redick 3-9, Ewing 3-6, Duhon 0-1), Total Fouls - Xavier 21, Duke 23, Technical Fouls - None, A - 24, 711



Lionel Chalmers and fellow seniors Anthony Myles and Romain Sato led XU to the Elite Eight in 2004, including a Regional Semifinal win over Texas.

Game 28: Xavier (#14 seed) vs. Gonzaga (#3 seed), 2006 NCAA Tournament Oakland Regional First Round, Thursday, March 16 at Jon M. Huntsman Center (Salt Lake City, Utah)
Xavier (75) - Josh Duncan 2-7 6-8 11, Justin Cage 4-6 7-8 16, Justin Doellman 4-11 0-0 10, Johnny Wolf 4-7 0-2 10, Stanley Burrell 6-15 6-6 22, B.J. Raymond 1-4 0-0 2, Brandon Cole 0-1 2-5 2, Will Caudle 0-0 2-4 2, **Totals 21-51 23-33 75**
Gonzaga (79) - Adam Morrison 11-21 9-11 35, Sean Mallon 2-4 0-0 4, J.P. Batista 5-7 8-8 18, P. Altidor-Cespedes 0-1 0-0 0, Derek Raivio 3-7 0-0 7, Jeremy Pargo 0-0 1-2 1, Larry Gurganius 0-1 0-0 0, Erroll Knight 3-5 0-0 7, David Pendergraft 1-2 2-4 4, Josh Heytvelt 1-2 1-2 3, **Totals 26-50 21-27 79**
Halftime - Xavier 39, Gonzaga 36, Fouled Out - Mallon (GU), Raivio (GU), Rebounds - Xavier 31 (Cole 7, Cage 5, Doellman 5), Gonzaga 33 (Batista 8, Knight 6). Assists - Xavier 14 (Burrell 5, Wolf 3), Gonzaga 11 (Morrison 4, Raivio 2), Turnovers - Xavier 8 (Duncan 3, Cole 2), Gonzaga 10 (Morrison 3, Batista 3), 3-Point FG - Xavier 10-28 (Duncan 1-4, Cage 1-2, Doellman 2-6, Wolf 2-5, Burrell 4-8, Raymond 0-3), Gonzaga 6-12 (Morrison 4-8, Altidor-Cespedes 0-1, Raivio 1-2, Knight 1-1), Total Fouls - Xavier 20, Gonzaga 25, Technical Fouls - None, A - 15,122

Game 29: Xavier (#9 seed) vs. Brigham Young (#8 seed), 2007 NCAA Tournament San Antonio Regional First Round, Thursday, March 15 at Rupp Arena (Lexington, Ky.)
Xavier (79) - Justin Cage 1-3 6-8 8, Justin Doellman 8-17 4-4 23, Brandon Cole 3-6 2-2 8, Drew Lavender 5-12 5-6 17, Stanley Burrell 0-4 0-2 0, Josh Duncan 1-4 4-4 6, Derrick Brown 3-4 2-3 8, B.J. Raymond 3-5 0-0 9, Johnny Wolf 0-1 0-0 0, **Totals: 24-56 23-29 79**
Brigham Young (77) - Keena Young 10-23 4-4 24, Trent Plaisted 3-8 3-5 9, Austin Ainge 4-14 2-2 12, Jimmy Balderson 4-7 1-1 10, Lee Cumard 2-4 0-1 5, Mike Rose 5-7 0-0 15, Vuk Ivanovic 0-0 0-0 0, Sam Burgess 1-2 0-0 2, Ben Murdock 0-0 0-0 0, Jonathan Tavernari 0-2 0-0 0, **Totals: 29-67 10-13 77**
Halftime - Xavier 32, BYU 38, Fouled Out - None, Rebounds - Xavier 37 (Brown 16, Cole 7), BYU 36 (Young 10, Plaisted and Burgess 5), Assists - Xavier 12 (Lavender 5, Burrell 3), BYU 10 (Young 4, Ainge 3), Turnovers - Xavier 10, BYU 10.

3-Point FG - Xavier 8-17 (Raymond 3-4, Doellman 3-6, Lavender 2-3, Burrell 0-2, Duncan 0-2), BYU 9-19 (Rose 5-6, Ainge 2-7, Balderson 1-3, Cumard 1-3), Total Fouls - Xavier 19, BYU 23, Technical Fouls - None, A - 20,752

Game 30: Xavier (#9 seed) vs. Ohio State (#1 seed), 2007 NCAA Tournament San Antonio Regional Second Round, Saturday, March 17 at Rupp Arena (Lexington, Ky.)
Xavier (71) - Justin Cage 8-8 6-8 25, Justin Doellman 6-13 0-0 13, Brandon Cole 2-6 2-3 6, Drew Lavender 2-13 0-0 5, Stanley Burrell 1-7 1-3 3, Josh Duncan 4-9 0-0 11, Derrick Brown 1-1 2-2 4, B.J. Raymond 1-3 0-0 2, Johnny Wolf 1-1 0-0 2, Jason Love 0-0 0-0 0, **Totals: 26-61 11-16 71**
Ohio State (78) - Ivan Harris 0-2 0-0 0, Greg Oden 5-12 4-7 14, Mike Conley 7-15 6-6 21, Ron Lewis 8-13 7-7 27, Jamar Butler 5-10 0-0 13, David Lighty 0-1 0-0 0, Daequan Cook 1-7 0-0 3, Matt Terwilliger 0-1 0-0 0, Othello Hunter 0-2 0-0 0, **Totals: 26-63 17-20 78**
Halftime - Xavier 25, OSU 29, End of Regulation - Xavier 62, OSU 62, Fouled Out - Oden (OSU), Rebounds - Xavier 28 (Doellman 7, Cage 6), OSU 45 (Oden 12, Lewis 8), Assists - Xavier 13 (Lavender 8, Doellman and Burrell 2), OSU 10 (Conley 4, Lewis and Butler 2), Turnovers - Xavier 9, OSU 14, 3-Point FG - Xavier 8-23 (Cage 3-3, Duncan 3-6, Doellman 1-5, Lavender 1-6, Burrell 0-1, Raymond 0-2), OSU 9-21 (Lewis 4-5, Butler 3-7, Conley 1-3, Cook 1-4, Harris 0-2), Total Fouls - Xavier 21, OSU 19, Technical Fouls - None, A - 20,882

Game 31: Xavier (#3 seed) vs. Georgia (#14 seed), 2008 NCAA Tournament First Round, Thursday, March 20 at Verizon Center (Washington, D.C.)
Georgia (61) - Billy Humphrey 5-9 0-0 12, Albert Jackson 1-6 2-2 4, Dave Bliss 3-4 0-0 6, Sundiata Gaines 6-14 0-0 13, Terrance Woodbury 6-12 1-2 16, Zac Swansey 0-1 0-0 0, Troy Brewer 0-1 0-0 0, Corey Butler 0-2 0-1 0, Jeremy Price 5-7 0-0 10, **Totals: 26-56 3-5 61**
Xavier (73) - Josh Duncan 4-9 11-14 20, Derrick Brown 7-9 4-5 19, C.J. Anderson 0-3 6-6 6, Drew Lavender 5-12 2-2 13, Stanley Burrell 0-3 3-4 3, B.J. Raymond 3-9 0-0 8, Danté Jackson 1-1 0-0 3, Jason Love 0-1 1-2 1, **Totals: 20-47 27-33 73**
Halftime - Georgia 35, Xavier 26, Fouled Out - Bliss (Georgia), Rebounds - Georgia 31 (Woodbury 7, Jackson 6), Xavier 29 (Brown 11, Duncan 8). Assists - Georgia 10 (Gaines 6, Humphrey 2), Xavier 11 (Burrell 5, Anderson 2, Lavender 2), 3-Point FG - Georgia 6-18 (Woodbury 3-8, Humphrey 2-5, Gaines 1-3, Butler 0-1, Brewer 0-1), Xavier 6-18 (Raymond 2-6, Lavender 1-3, Brown 1-1, Duncan 1-5, Jackson 1-1, Burrell 0-2). Total Fouls - Georgia 22, Xavier 12, Technical Fouls - None, A - 18,400

Game 32: Xavier (#3 seed) vs. Purdue (#6 seed), 2008 NCAA Tournament Second Round, Sat., March 22 at Verizon Center (Washington, D.C.)
Purdue (78) - Chris Kramer 3-4 0-0 6, Robbie Hummel 2-10 2-2 7, Keaton Grant 4-7 8-10 19, Nemanja Calasan 1-5 0-2 2, E'Twaun Moore 7-18 0-0 15, Tarrance Crump 3-6 5-5 11, Scott Martin 2-6 1-2 6, Marcus Green 3-7 0-0 8, JaJuan Johnson 1-4 2-2 4, **Totals: 26-67 18-23 78**
Xavier (85) - Josh Duncan 5-11 4-4 16, Derrick Brown 4-6 0-0 8, C.J. Anderson 6-11 6-8 18, Drew Lavender 4-7 8-8 18, Stanley Burrell 3-6 5-8 11, B.J. Raymond 2-4 1-1 6, Danté Jackson 0-0 0-0 0, Jason Love 3-5 2-4 8, **Totals: 27-50 26-33 85**
Halftime - Purdue 32, Xavier 35, Fouled Out - Green (Purdue), Kramer (Purdue), Grant (Purdue), Rebounds - Purdue 37 (Hummel 9, Martin 6), Xavier 34 (Anderson 7, Raymond 6), Assists - Purdue 9 (Martin 2, Green 2, Hummel 2), Xavier 12 (Lavender 9, Brown 1, Anderson 1, Burrell 1), 3-Point FG - Purdue 8-21 (Grant 3-6, Green 2-2,



Justin Doellman, who scored 23 points in a 2007 NCAA win over BYU, was also a starter on the 2004 Elite Eight team.

Hummel 1-5, Martin 1-2, Moore 1-4, Calasan 0-1, Crump 0-1), Xavier 5-12 (Duncan 2-5, Lavender 2-3, Raymond 1-3, Brown 0-1). Total Fouls - Purdue 26, Xavier 17, Technical Fouls - None, A - 18,400

Game 33: Xavier (#3 seed) vs. West Virginia (#7 seed), 2008 NCAA Tournament West Region Semifinal, Thursday, March 27 at US Airways Center (Phoenix, Ariz.)
West Virginia (75) - Da'Sean Butler 7-15 1-1 16, Joe Alexander 8-18 2-4 18, Wellington Smith 3-8 2-4 8, Darris Nichols 1-6 4-4 6, Alex Ruoff 6-11 2-3 14, Cam Thoroughman 0-0 1-2 1, Joe Mazzulla 2-7 6-9 10, Ted Talkington 0-0 0-0 0, Jamie Smalligan 1-1 0-0 2, **Totals: 28-66 18-27 75**
Xavier (79) - Josh Duncan 7-15 9-10 26, Derrick Brown 3-4 2-4 9, C.J. Anderson 6-12 0-2 12, Drew Lavender 3-11 0-0 9, Stanley Burrell 3-7 1-2 8, B.J. Raymond 3-5 0-2 8, Danté Jackson 1-1 0-0 3, Jason Love 2-4 0-1 4, **Totals: 28-59 12-21 79**
Halftime - WVU 25, Xavier 32, End of Regulation - WVU 64, Xavier 64. Fouled Out - Smith (WVU), Alexander (WVU), Brown (Xavier), Anderson (Xavier), Rebounds - West Virginia 38 (Alexander 10, Butler 7), Xavier 41 (Anderson 10, Love 10), Assists - West Virginia 16 (Mazzulla 5, Nichols 4), Xavier 16 (Lavender 7, Burrell 5), 3-Point FG - West Virginia 1-11 (Butler 1-4, Ruoff 0-2, Mazzulla 0-1, Nichols 0-3, Alexander 0-1), Xavier 11-19 (Lavender 3-6, Duncan 3-4, Raymond 2-4, Jackson 1-1, Burrell 1-2, Brown 1-2), Total Fouls - West Virginia 21, Xavier 25, Technical Fouls - None, A - 18,103

Game 34: UCLA (#1 seed) vs. Xavier (#3 seed), 2008 NCAA Tournament West Region Final, Saturday March 29, at US Airways Center (Phoenix, Ariz.)
Xavier (57) - Josh Duncan 4-11 2-3 11, Derrick Brown 6-8 1-3 13, C.J. Anderson 4-10 2-2 10, Drew Lavender 2-9 0-0 5, Stanley Burrell 2-6 3-4 8, Adrien Graves 0-1 0-0 0, Charles Bronson 0-0 0-0 0, B.J. Raymond 1-4 0-0 3, Danté Jackson 1-5

0-2, Jason Love 1-4 3-4 5, **Totals: 21-58 11-16 57**
UCLA (76) - Josh Shipp 1-7 3-3 5, Luc Ri Mbah a Moute 5-9 3-6 13, Kevin Love 7-11 3-4 19, Russell Westbrook 7-11 2-3 17, Darren Collison 7-12 2-2 19, Mustafa Abdul-Hamid 0-0 0-0 0, Alfred Aboya 0-0 0-0 0, James Keefe 0-0 0-0 0, Lorenzo Mata-Real 0-1 0-0 0, Chace Stanback 1-1 0-0 3, Nikola Dragovic 0-0 0-0 0, **Totals: 28-52 13-18 76**
Halftime - Xavier 24, UCLA 33, Fouled Out - None, Rebounds - Xavier 28 (Brown 6, Lavender 6), UCLA 37 (Mbah a Moute 13, Love 10). Assists - Xavier 12 (Lavender 6, Burrell 3), UCLA 17 (Collison 5, Love 4). 3-Point FG - Xavier 4-19 (Duncan 1-6, Lavender 1-3, Burrell 1-2, Raymond 1-3, Graves 0-1, Jackson 0-3, Brown 0-1), UCLA 7-15 (Collison 3-3, Love 2-4, Stanback 1-1, Westbrook 1-3, Shipp 0-4), Total Fouls - Xavier 15, UCLA 19, Technical Fouls - None, A - 18,103

Game 35: Xavier (#4 seed) vs. Portland State (#13 seed), 2009 NCAA Tournament First Round, Friday, March 20 at Taco Bell Arena (Boise, Idaho)
Portland State (59) - Kyle Coston 1-3 1-2 4, Phil Nelson 0-3 0-0 0, Jamie Jones 6-9 4-6 16, Andre Murray 5-9 1-4 14, Jeremiah Dominguez 5-9 1-4 13, Julius Thomas 0-0 0-0 0, Mickey Polis 2-2 0-0 6, Dominic Waters 3-11 0-0 6, Tyrell Mara 0-0 0-0 0, Wendell Wright 0-0 0-0 0, Louis Lee 0-0 0-0 0, **Totals: 22-46 7-16 59**
Xavier (77) - Derrick Brown 6-10 1-5 13, C.J. Anderson 6-9 2-3 14, Jason Love 0-1 4-4 4, B.J. Raymond 5-11 0-0 13, Danté Jackson 5-9 0-1 13, Brad Redford 1-2 0-0 3, Stephen Duckett 0-0 0-0 0, Andrew Taylor 0-0 0-0 0, Jamel McLean 2-4 1-1 5, Kenny Frease 2-4 0-0 4, Joe Hughes 0-0 0-0 0, Tu Holloway 2-4 3-4 8, **Totals: 29-54 11-18 77**
Halftime - Portland State 35, Xavier 42, Fouled Out - None, Rebounds - Portland State 21 (Jones 5, Nelson 4, Dominguez 4), Xavier 34 (Love 8, Raymond 6, McLean 6), Assists - Portland State 12 (Waters 4, Murray 2, Dominguez 2), Xavier 12 (Jackson 3, Anderson 3), 3-Point FG - Portland State 8-21 (Murray 3-6, Polis 2-2, Dominguez 2-5, Coston 1-2, Nelson 0-2, Waters 0-4), Xavier 8-19 (Raymond 3-7, Jackson 3-7, Redford 1-2, Holloway 1-2, Brown 0-1), Total fouls - Portland State 18, Xavier 17, Technical fouls - None, A - 12,194

Game 36: Xavier (#4 seed) vs. Wisconsin (#12 seed), 2009 NCAA Tournament Second Round, Sunday, March 22 at Taco Bell Arena (Boise, Idaho)
Wisconsin (49) - Marcus Landry 8-14 2-2 18, Jon Leuer 1-2 1-2 4, Joe Krabbenhoft 0-2 0-0 0, Trevon Hughes 3-16 11-13 17, Jason Bohannon 2-12 0-0 5, Jordan Taylor 0-1 0-0 0, Tim Jarmusch 1-1 0-0 3, Rob Wilson 0-0 0-0 0, Keaton Nankivil 1-8 0-0 2, **Totals: 16-56 14-17 49**
Xavier (60) - Derrick Brown 3-10 2-2 10, C.J. Anderson 1-6 3-6 5, Jason Love 0-3 2-2 4, B.J. Raymond 4-11 5-6 15, Danté Jackson 2-5 3-4 8, Brad Redford 0-0 0-0 0, Jamel McLean 3-5 0-0 6, Kenny Frease 3-3 1-4 7, Tu Holloway 2-3 2-2 7, **Totals: 18-46 18-26 60**
Halftime - Wisconsin 27, Xavier 25, Fouled Out - Krabbenhoft (Wisconsin), Brown (Xavier), Rebounds - Wisconsin 30 (Landry 10, Hughes 4, Bohannon 4), Xavier 37 (Anderson 8, Jackson 5), Assists - Wisconsin 5 (Taylor 2), Xavier 12 (Anderson 3, Holloway 3, Jackson 3), 3-Point FG - Wisconsin 3-20 (Jarmusch 1-1, Bohannon 1-7, Leuer 1-1, Krabbenhoft 0-1, Nankivil 0-1, Hughes 0-7, Jackson 0-2), Xavier 6-14 (Brown 2-3, Raymond 2-7, Jackson 1-2, Holloway 1-2), Total Fouls - Wisconsin 23, Xavier 20, Technical Fouls - None, A - 12,184



Justin Cage was a starter on Xavier's 2004 Elite Eight team as a freshman and scored his career-high of 25 points as a senior in the heartbreaking overtime loss to Ohio State in the 2007 NCAA Tournament Second Round.

Game 37: Xavier (#4 seed) vs. Pittsburgh (#1 seed), 2009 NCAA Tournament East Regional Semifinal, Thursday, March 26 at TD Banknorth Garden, (Boston, Mass.)

Xavier (55) – Derrick Brown 6-15 0-0 14, C.J. Anderson 2-9 2-2 6, Jason Love 0-0 1-2 1, B.J. Raymond 6-19 2-2 15, Danté Jackson 4-7 0-0 9, Brad Redford 1-4 0-0 3, Jamel McLean 1-4 0-0 2, Kenny Frease 1-3 2-2 4, Tu Holloway 0-3 1-2 1, **Totals: 21-64 8-10 55**

Pittsburgh (60) – Tyrell Biggs 0-0 0-0 0, Sam Young 7-16 4-4 19, DeJuan Blair 5-16 0-1 10, Levance Fields 5-11 2-5 14, Jermaine Dixon 2-9 0-0 4, Gilbert Brown 2-5 2-2 7, Ashton Gibbs 0-3 0-0 0, Brad Wanamaker 1-5 4-7 6, Gary McGhee 0-0 0-0 0, **Totals: 22-65 12-19 60**

Halftime – Xavier 37, Pitt 29, Fouled Out – Jackson (XU), Rebounds – Xavier 44 (Brown 9, Anderson 8), Pitt 44 (Blair 17, Brown 6), Assists – Xavier 9 (Anderson 3, Brown and Holloway 2), Pitt 9 (Fields 6, Young 1, Blair 1, Brown, 1), Turnovers – Xavier 10, Pitt 9. 3-Point FG – Xavier 5-23 (Brown 2-6, Raymond 1-8, Jackson 1-3, Redford 1-4, Holloway 0-2), Pitt 4-15 (Fields 2-5, Young 1-2, Dixon 0-3, Brown 1-2, Gibbs 0-2, Wanamaker 0-1), Total Fouls – Xavier 17, Pitt 13, Technical Fouls – None, A – 18,831

Game 38: Minnesota (#11 seed) vs. Xavier (#6 seed), 2010 NCAA Tournament First Round, Friday, March 19 at Bradley Center (Milwaukee, Wisc.)

Minnesota (54) – Damian Johnson 3-7 1-2 7, Ralph Sampson 2-8 0-0 4, Lawrence Westbrook 6-16 4-4 19, Blake Hofferbar 2-7 0-0 6, Devoe Joseph 1-6 2-3 4, Paul Carter 1-6 1-2 4, Bry-

ant Allen 0-0 0-0 0, Devron Bostick 2-5 0-0 5, Justin Cobbs 0-0 0-0 0, Rodney Williams 0-0 0-0 0, Colton Iverson 2-7 1-3 5, **Totals: 19-62 9-14 54**

Xavier (65) – Jamel McLean 3-9 1-3 7, Dante' Jackson 2-7 3-4 9, Jason Love 1-9 5-5 7, Tu Holloway 2-10 2-3 6, Jordan Crawford 11-21 1-2 28, Mark Lyons 1-4 0-0 2, Brad Redford 0-0 0-0 0, Andrew Taylor 0-0 0-0 0, Kenny Frease 3-6 0-2 6, **Totals: 23-67 12-19 65**

Halftime – Minnesota 26, Xaver 26, Fouled Out – None, Rebounds – Minnesota 41 (Carter 9, Hofferbar 7), Xavier 50 (McLean 14, Love 8), Assists – Minnesota 14 (Johnson 4, Joseph 4), Xavier 15 (Crawford 5, Holloway 4), 3-Point FG – Minnesota 7-26 (Westbrook 3-8, Hofferbar 2-6, Carter 1-3, Bostick 1-3, Johnson 0-3, Joseph 0-3), Xavier 7-20 (Crawford 5-11, Jackson 2-6, Holloway 0-2, Lyons 0-1), Total Fouls – Minnesota 18, Xavier 16, Technical Fouls – None, A – 17,847

Game 39: Xavier (#6 seed) vs. Pittsburgh (#3 seed), 2010 NCAA Tournament Second Round, Sunday, March 21 at Bradley Center (Milwaukee, Wisc.)

Xavier (71) – Jamel McLean 1-4 0-2 2, Dante' Jackson 3-6 0-2 9, Jason Love 5-8 4-5 14, Tu Holloway 4-7 5-5 13, Jordan Crawford 9-15 5-5 27, Mark Lyons 0-3 1-4 1, Brad Redford 2-3 0-0 5, Andrew Taylor 0-0 0-0 0, Kenny Frease 0-4 0-0 0, **Totals: 24-50 15-23 71**

Pittsburgh (68) – Nasir Robinson 4-8 0-1 8, Gary McGhee 0-1 0-0 0, Ashton Gibbs 6-16 3-4 19, Brad Wanamaker 5-13 6-10 16, Jermaine Dixon 1-9 0-0 2, Travon Woodall 2-5 0-0 4, Chase Adams 0-0 0-0 0, Gilbert Brown 5-9 1-1 14, Dante Taylor 2-3 1-2 5, J.J. Richardson 0-0 0-0 0, **Totals: 25-64 11-18 68**

Halftime – Xavier 35, Pittsburgh 28, Fouled Out – Brown (Pittsburgh), Rebounds – Xavier 31 (Love 8, McClean 6, Crawford 6), Pittsburgh 40 (Wanamaker 10, Dixon 5, Woodall 5), Assists – Xavier 9 (Holloway 3, Lyons 2), Pittsburgh 12 (Wanamaker 5, Woodall 5), 3-Point FG – Xavier 8-16 (Crawford 4-7, Jackson 3-6, Redford 1-2, Lyons 0-1), Pittsburgh 7-21 (Gibbs 4-13, Brown 3-4, Robinson 0-1, Wanamaker 0-1, Dixon 0-1, Woodall 0-1), Total Fouls – Xavier 16, Pittsburgh 18, Technical Fouls – None, A – 18,031

Game 40: Xavier (#6 seed) vs. Kansas State (#2 seed), 2010 NCAA Tournament West Regional Semifinal, Thursday March 25 at EnergySolutions Arena (Salt Lake City, Utah)

Xavier (96) – Jamel McLean 0-2 5-6 5, Jason Love 5-13 1-2 11, Dante' Jackson 4-7 0-0 11, Tu Holloway 6-14 10-13 26, Jordan Crawford 13-29 3-4 32, Brian Walsh 0-0 0-0 0, Mark Lyons 1-3 0-0 2, Brad Redford 2-4 0-0 6, Kevin Feeney 0-0 0-0 0, Andrew Taylor 0-0 3-4 3, Kenny Frease 0-0 0-0 0, **Totals: 31-72 22-29 96**

Kansas State (101) – Dominique Sutton 2-3 0-1 4, Curtis Kelly 9-17 3-6 21, Luis Colon 1-1 0-3 2, Jacob Pullen 9-20 4-4 28, Denis Clemente 10-24 3-3 25, Jordan Henriquez 0-1 0-0 0, Martavious Irving 0-1 0-0 0, Rodney McGruder 0-1 0-0 0, Chris Merriewether 0-0 3-4 3, Jamar Samuels 4-7 6-8 14, Wally Judge 2-3 0-0 4, **Totals: 37-78 19-29 101**

Halftime – Xavier 32, Kansas State 31, **End of Regulation** – Xavier 72, Kansas State 72, **End of First Overtime** – Xavier 87, Kansas State 87, Fouled Out – McLean (Xavier), Sutton (Kansas State), Judge (Kansas State), Rebounds – Xavier 51 (Love 15, McLean 7), Kansas State 40 (Kelly 8, Clemente 5, Samuels 5), Assists – Xavier 12 (Holloway 6, Jackson 2, Crawford 2, Lyons 2), Kansas State 19 (Clemente 5, Kelly 4), 3-Point FG – Xavier 12-28 (Holloway 4-6, Jackson 3-6, Crawford 3-12, Redford 2-4), Kansas State 8-19 (Pullen 6-12, Clemente 2-6, Samuels 0-1), Total Fouls – Xavier 28, Kansas State 25, Technical Fouls – Lyons (Xavier), Clemente (Kansas State), A -17,254

Game 41: Xavier (#6 seed) vs. Marquette (#11 seed), 2011 NCAA Tournament Second Round, Friday, March 18 at Quicken Loans Arena (Cleveland, Ohio)

Marquette (66) – Erik Williams 2-3 1-1 5, Jimmy Butler 5-8 5-6 15, Chris Otule 0-2 0-0 0, Darius Johnson-Odom 6-11 3-5 19, Dwight Buycks 3-7 1-2 8, Vander Blue 0-1 0-0 0, Junior Cadougan 2-2 1-3 5, Joseph Fulce 0-0 0-0 0, Jamail Jones 0-0 0-0 0, Jae Crowder 4-6 2-2 10, Robert Frozena 0-1 0-0 0, Davante Gardner 2-4 0-0 4, **Totals: 24-45 13-19 66**

Xavier (55) – Jamel McLean 1-6 2-5 4, Kenny Frease 4-6 4-4 12, Mark Lyons 3-9 0-0 6, Dante' Jackson 4-11 1-2 10, Tu Holloway 1-8 2-2 5, Jordan Latham 0-0 0-0 0, Jay Canty 0-0 0-0 0, Andrew Taylor 7-8 2-2 16, Jeff Robinson 1-3 0-0 2, Griffin McKenzie 0-0 0-0 0, **Totals: 21-51 11-15 55**

Halftime – Marquette 33, Xavier 20, Fouled Out – Otule (Marquette), Rebounds – Marquette 26 (Crowder 6, Butler 5, Gardner 5), Xavier 30 (McLean 9, Frease 5), Assists – Marquette 13 (Butler 4, Johnson-Odom 2, Buycks 2, Crowder 2), Xavier 11 (Holloway 5, Frease 2, Lyons 2). 3-Point FG – Marquette 5-12 (Johnson-Odom 4-6, Buycks 1-3, Williams 0-1, Crowder 0-2), Xavier 2-13 (Holloway 1-5, Jackson 1-5, Robinson 0-1, Lyons 0-2), Total Fouls – Marquette 18, Xavier 19. Technical Fouls – None, A – 20,164

Game 42: Xavier (#10 Seed) vs. Notre Dame (#7 Seed), 2012 NCAA Tournament Second Round, Friday, March 16 at Greensboro Coliseum (Greensboro, N.C.)

Xavier (67) – Dezmine Wells 3-6 7-11 14, Andre Walker 1-1 6-10 8, Kenny Frease 4-8 2-2 10, Mark Lyons 3-9 0-0 8, Tu Holloway 10-15 3-4 25, Dee Davis 0-0 0-0 0, Brad Redford 0-0 0-0 0, Jeff Robinson 1-5 0-0 2, Travis Taylor 0-0 0-0 0, **Totals: 22-44 18-27 67**

Notre Dame (63) – Pat Connaughton 4-7 0-0 10, Jack Cooley 8-8 2-6 18, Eric Atkins 2-7 1-2 7, Scott Martin 4-9 1-1 11, Gerian Grant 4-13 0-0 11, Alex Dragicevich 1-3 0-0 2, Tom Knight 2-2 0-0 4, Joey Brooks 0-0 0-0 0, **Totals: 25-49 4-9 63**

Halftime – Xavier 31, Notre Dame 33, Fouled Out – Martin (Notre Dame), Rebounds – Xavier 30 (Wells 11, Walker 6), Notre Dame 21 (Cooley 7, Martin 7), Assists – Xavier 11 (Lyons 6, Holloway 2), Notre Dame 19 (Grant 7, Martin 3, Dragicevich 3), 3-Point-FG – Xavier 5-10 (Wells 1-2, Lyons 2-4, Holloway 2-4), Notre Dame 9-21 (Connaughton 2-4, Atkins 2-4, Martin 2-5, Grant 3-6, Dragicevich 0-2), Total Fouls – Xavier 14, Notre Dame 16. Technical Fouls- None, A – 16,523

Game 43: Lehigh (#15 Seed) vs. Xavier (#10 Seed), 2012 NCAA Tournament Third Round, Sunday, March 18 at Greensboro Coliseum (Greensboro, N.C.)

Lehigh (58) – John Adams 2-7 0-0 4, Gabe Knutson 3-5 5-6 11, Jordan Hamilton 0-6 0-0 0, C.J. McCollum 5-22 4-4 14, Mackey McKnight 7-15 3-8 20, Anthony D'Orazio 0-0 0-0 0, Holden Greiner 1-2 0-0 2, Stefan Cvrkalj 0-1 0-0 0, Justin Manneri 1-1 1-2 3, B.J. Bailey 2-5 0-0 4, **Totals: 21-64 13-20 58**

Xavier (70) – Dezmine Wells 0-2 0-0 0, Andre Walker 2-4 1-2 5, Kenny Frease 11-13 3-5 25, Mark Lyons 2-8 2-3 7, Tu Holloway 6-15 5-7 21, Dee Davis 2-3 0-0 6, Brad Redford 0-1 0-0 0, Justin Martin 1-3 0-0 2, Jeff Robinson 0-4 4-4 4, Travis Taylor 0-1 0-0 0, Griffin McKenzie 0-0 0-0 0, **Totals: 24-54 15-21 70**

Halftime – Lehigh 37, Xavier 33, Fouled Out – Knutson (Lehigh), Rebounds – Lehigh 36 (McCollum 8, Knutson 6), Xavier 43 (Frease 12, Robinson 8), Assists – Lehigh 4 (Bailey 2, McCollum 1, McKnight 1), Xavier 8 (Lyons 3, Walker 2, Holloway 2). 3-Point-FG – Lehigh 3-22 (Adams 0-4, Hamilton 0-4, McCollum 0-6, McKnight 3-7, Bailey 0-1), Xavier 7-15 (Wells 0-1, Lyons 1-1, Holloway 4-8, Davis 2-3, Redford 0-1, Martin 0-1), Total Fouls – Lehigh 20, Xavier 15. Technical Fouls- None, A – 18,722

Game 44: Xavier (#10 Seed) vs. Baylor (#3 Seed), 2012 NCAA Tournament Regional Semifinal, Friday, March 23 at Georgia Dome (Atlanta, Ga.)

Xavier (70) – Dezmine Wells 1-6 0-0 2, Andre Walker 0-2 0-0 0, Kenny Frease 7-10 4-5 18, Mark Lyons 5-15 6-9 16, Tu Holloway 6-13 9-10 22, Dee Davis 1-1 0-0 2, Brad Redford 0-0 0-0 0, Justin Martin 2-4 0-0 6, Jeff Robinson 2-4 0-0 4, Travis Taylor 0-1 0-0 0, **Totals: 24-56 19-24 70**

Baylor (75) – Quincy Acy 8-11 4-4 20, Quincy Miller 3-7 0-0 6, Perry Jones III 7-8 0-0 14, Brady Heslip 3-7 4-4 11, Pierre Jackson 5-12 3-4 16, Deuce Bello 0-2 1-2 1, A.J. Walton 1-4 0-0 2, Cory Jefferson 0-1 0-0 0, Anthony Jones 2-5 0-0 5, **Totals: 29-57 12-14 75**

Halftime – Xavier 29, Baylor 36, Fouled Out – Walton (Baylor), Rebounds – Xavier 29 (Wells 5, Martin 5), Baylor 35 (Acy 15, Jones III 5), Assists – Xavier 10 (Holloway 3, Lyons 2, Walker 2), Baylor 21 (Jackson 10, Walton 5). 3-Point-FG – Xavier 3-15 (Wells 0-2, Walker 0-1, Lyons 0-4, Holloway 1-5, Martin 2-3), Baylor 5-15 (Miller 0-2, Heslip 1-3, Jackson 3-7, Walton 0-1, Jones 1-2), Total Fouls – Xavier 15, Baylor 17. Technical Fouls – None, A - 24,731

Game 45: North Carolina State (#12 Seed) vs. Xavier (#12 Seed), 2014 NCAA Tournament First Round-Midwest Region, Tuesday, March 18 at University of Dayton Arena (Dayton, Ohio)

North Carolina State (74) – T.J. Warren 10-18 5-8-25, Kyle Washington 3-3 0-0 6, Jordan Vandenberg 4-5 1-1 6-9, Tyler Lewis 3-6 0-1-7, Ralston Turner 6-11 2-2-17, Anthony Barber 1-1 0-0-2, Desmond Lee 0-4 4-4-4, Lennard Freeman 1-3 0-0-2, BeelJay Anya 1-2 0-0-2, **Totals: 29-53 12-16 74**

Xavier (59) – Justin Martin 3-12 2-2-8, Isaiah Philmore 4-6 3-4-11, Matt Stainbrook 9-15 1-4-19, Semaj Christon 6-11 1-2-14, Dee Davis 1-4 2-2-5, Jalen Reynolds 0-4 2-2-2, James Farr 0-0 0-0 0, Brandon Randolph 0-0 0-0 0, Myles Davis 0-3 0-0 0, Erik Stenger 0-0 0-0 0, **Totals: 23-55 11-16 59**

Halftime – North Carolina State 34, Xavier 28, Rebounds – North Carolina State 29 (Freeman 6, Warren 5), Xavier 31 (Stainbrook 9, Reynolds 7), Assists – North Carolina State 16 (Lewis 8, Warren 2, Vandenberg 2, Turner 2), Xavier 7 (Christon 4, D. Davis 2). 3-Point-FG – North Carolina State 4-14 (Warren 0-2, Lewis 1-3, Turner 3-7, Lee 0-2), Xavier 2-14 (Martin 0-6, Christon 1-2, D. Davis 1-3, M. Davis 0-3), Total Fouls – North Carolina State 14, Xavier 17. Technical Fouls – None, A - 12,077

Game 46: Ole Miss (#11 Seed) vs. Xavier (#6 Seed), 2015 NCAA Tournament Second Round, Thursday, March 19 at Veterans Memorial Arena (Jacksonville, Fla.)

Ole Miss (57) – M.J. Rhett 6-9 0-0 12, Sebastian Saiz 2-5 0-0 4, Martavious Newby 3-12 0-1 7, Jarvis Summers 0-8 0-0 0, Stefan Moody 5-18 2-2 14, Terence Smith 1-3 0-0 3, LaDarius White 4-10 1-2 11, Anthony Perez 0-1 0-0 0, Dwight Coleby 2-4 0-0 4, Aaron Jones 1-3 0-0 2, **Totals: 24-73 3-5 57**

Xavier (76) – James Farr 2-3 1-4 6, Trevon Bluiett 1-5 2-2 4, Matt Stainbrook 8-10 4-4 20, Remy Abell 3-5 1-1 8, Dee Davis 5-10 3-4 17, Larry Austin Jr. 1-2 0-0 2, Jalen Reynolds 2-12 2-4 6, Brandon Randolph 0-0 0-0 0, Myles Davis 2-5 0-0 6, Sean O'Mara 0-0 1-2 1, J.P. Macura 2-4 0-0 6, **Totals: 26-56 14-21 76**

Halftime – Ole Miss 24, Xavier 36, Fouled Out – None, Rebounds – Ole Miss 39 (Newby 13, Saiz 5), Xavier 44 (Farr 13, Stainbrook 9), Assists – Ole Miss 16 (Summers 7, Moody 4), Xavier 17 (Stainbrook 5, D. Davis 3), 3-Point-FG – Ole Miss 6-27 (Newby 1-3, Summers 0-4, Moody 2-9, Smith 1-3, White 2-7, Perez 0-1), Xavier 10-23 (Farr 1-1, Bluiett 0-2, Abell 1-2,

D. Davis 4-9, M. Davis 2-5, Macura 2-4), Total Fouls – Ole Miss 21, Xavier 14. Technical Fouls – Xavier, Stainbrook, A- 11,758

Game 47: Georgia State (#14 Seed) vs. Xavier (#6 Seed), 2015 NCAA Tournament Third Round, Saturday, March 21 at Veterans Memorial Arena (Jacksonville, Fla.)

Georgia State (67) – Markus Crider 5-8 0-0 10, Curtis Washington 4-5 0-0 8, Kevin Ware 3-4 2-4 8, Ryann Green 1-4 0-0 2, R.J. Hunter 6-15 5-5 20, Isaiah Dennis 0-1 0-0 0, Jalen Brown 1-1 0-0 3, Jordan Session 1-1 0-0 2, T.J. Shipes 3-3 2-4 8, Carter Cagle 0-0 0-0 0, Ryan Harrow 2-4 0-0 6, **Totals: 26-46 9-13 67**

Xavier (75) – James Farr 0-1 2-2 2, Trevon Bluiett 1-3 0-0 3, Matt Stainbrook 4-5 1-2 9, Remy Abell 2-5 4-5 8, Dee Davis 3-3 8-9 15, Larry Austin Jr. 0-0 0-0 0, Jalen Reynolds 8-9 5-5 21, Myles Davis 5-8 2-2 17, Sean O'Mara 0-0 0-0 0, J.P. Macura 0-0 0-0 0, **Totals: 23-34 22-25 75**

Halftime – Georgia State 28, Xavier 32, Fouled Out – Crider (Georgia State), Green (Georgia State), Rebounds – Georgia State 12 (Hunter 4, Washington 3), Xavier 23 (Stainbrook 6, Reynolds 6), Assists – Georgia State 17 (Hunter 5, Ware 4), Xavier 13 (D. Davis 5, Abell 2, Stainbrook 2, Bluiett 2), 3-Point-FG – Georgia State 6-14 (Green 0-1, Hunter 3-8, Brown 1-1, Harrow 2-4), Xavier 7-13 (Bluiett 1-2, Abell 0-2, D. Davis 1-1, M. Davis 5-8), Total Fouls – Georgia State 22, Xavier 17. Technical Fouls – None, A – 13,687

Game 48: Xavier (#6 Seed) vs. Arizona (#2 Seed), 2015 NCAA Tournament West Regional Semifinal, Thursday, March 26 at Staples Center (Los Angeles, CA)

Xavier (60) – Farr 1-3 0-0 2, Bluiett 1-6 0-0 2, Stainbrook 6-11 5-7 17, Remy Abell 1-4 2-2 5, Dee Davis 5-7 1-2 12, Larry Austin Jr. 0-0 0-0 0, Jalen Reynolds 5-9 2-2 12, Myles Davis 2-7 3-3 8, J.P. Macura 1-4 0-0 2, **Totals: 22-51 13-16 60**

Arizona (68) – Stanley Johnson 4-10 2-2 12, Brandon Ashley 3-7 2-3 8, R. Hollis-Jefferson 1-4 3-4 5, Kaleb Tarczewski 3-8 6-6 12, T.J. McConnell 6-14 4-4 17, Parker Jackson-Cartwright 1-1 0-0 2, Gabe York 3-8 0-0 9, Dusan Ristic 0-0 0-0 0, Elliott Pitts 1-2 0-0 3, **Totals: 22-54 17-19 68**

Halftime – Xavier 28, Arizona 28, Fouled Out – None, Rebounds – Xavier 31 (Stainbrook 10, M. Davis 5), Arizona 33 (Tarczewski 12, McConnell 7), Assists – Xavier 9 (D. Davis 4, Stainbrook 2, M. Davis 2), Arizona 10 (McConnell 5, Jackson-Cartwright 2), 3-Point-FG – Xavier 3-17 (Farr 0-1, Bluiett 0-4, Stainbrook 0-1, Abell 1-3, D. Davis 1-2, M. Davis 1-3, Macura 0-3), Arizona 7-22 (Johnson 2-5, Ashley 0-1, Hollis-Jefferson 0-1, McConnell 1-6, York 3-8, Pitts 1-1), Total Fouls – Xavier 16, Arizona 14. Technical Fouls – None, A – 18,809

Game 49: Weber State (#15 Seed) vs. Xavier (#2 Seed), 2016 NCAA Tournament First Round, Friday, March 18 at Scottrade Center (St. Louis, Mo.)

Weber State (53) – Joel Bolomboy 6-15 1-3 14, Zach Braxton 3-5 1-3 7, Ryan Richardson 0-1 0-0 0, Mckay Cannon 4-12 0-0 10, Jeremy Senglin 3-11 1-2 7, Cody John 0-0 0-0 0, Richaud Gittens 3-7 1-2 8, Dusty Baker 1-1 0-0 2, Kyndahl Hill 2-5 1-1 5, **Totals: 22-57 5-11 53**

Xavier (71) – Jalen Reynolds 6-9 0-0 12, Edmond Sumner 1-6 0-0 2, Trevon Bluiett 4-10 0-0 10, Remy Abell 4-7 0-0 11, Myles Davis 3-9 0-0 6, Larry Austin Jr. 0-0 0-0 0, James Farr 7-15 4-4 18, Alex Bergen 0-0 0-0 0, Tim Stainbrook 0-0 0-0 0, Kaiser Gates 3-3 0-0 7, Kevin Coker 0-0 0-0 0, Sean O'Mara 0-0 0-0 0, J.P. Macura 2-3 0-0 5, **Totals: 30-62 4-4 71**

Halftime – Weber State 23, Xavier 34, Fouled Out – None, Rebounds – Weber State 27 (Bolomboy 10, Hill 4), Xavier 43 (Farr 15, Davis 8), Assists – Weber State 9 (Cannon 5, Senglin 3), Xavier 14 (Sumner 6, Davis 6), 3-Point FG – Weber State

4-21 (Bolomboy 1-3, Richardson 0-1, Cannon 2-8, Senglin 0-5, Gittens 1-4), Xavier 7-14 (Sumner 0-1, Bluiett 2-6, Abell 3-3, Davis 0-2, Gates 1-1, Macura 1-1), Total Fouls – Weber State 14, Xavier 16, Technical Fouls – None, A-14,425

Game 50: Wisconsin (#7 Seed) vs. Xavier (#2 Seed), 2016 NCAA Tournament Second Round, Sunday, March 20 at Scottrade Center (St. Louis, Mo.)

Wisconsin (66) – Nigel Hayes 2-10 2-4 6, Ethan Happ 7-10 4-5 18, Vitto Brown 5-9 0-0 12, Zak Showalter 2-5 0-0 4, Bronson Koenig 6-15 2-2 20, Jordan Hill 1-5 0-0 2, Charlie Thomas 0-1 0-0 0, Khalil Iverson 1-1 0-0 2, Alex Illiainen 1-3 0-0 2, **Totals: 25-59 8-13 66**

Xavier (63) – Jalen Reynolds 6-7 1-2 13, Edmond Sumner 4-13 3-7 11, Trevon Bluiett 3-11 0-0 7, Remy Abell 3-9 5-5 13, Myles Davis 1-5 2-2 5, Larry Austin Jr. 0-0 0-0 0, James Farr 0-1 2-3 2, Kaiser Gates 0-1 1-2 1, Sean O'Mara 2-2 0-0 4, J.P. Macura 3-6 0-0 7, **Totals: 22-54 14-21 63**

Halftime – Wisconsin 30, Xavier 33, Fouled Out – None, Rebounds – Wisconsin 38 (Hayes 8, Happ 7, Koenig 7), Xavier 36 (Reynolds 9, Sumner 6, Bluiett 6), Assists – Wisconsin 12 (Hayes 3, Hill 3), Xavier 10 (Sumner 5, Abell 2, Macura 2), 3-Point FG – Wisconsin 8-27 (Hayes 0-5, Brown 2-5, Showalter 0-1, Koenig 6-12, Hill 0-2, Thomas 0-1, Illiainen 0-1), Xavier 5-16 (Sumner 0-3, Bluiett 1-2, Abell 2-5, Davis 1-3, Macura 1-3), Total Fouls – Wisconsin 21, Xavier 17, Technical Fouls – None, A-15,169



Trevon Bluiett averaged 21.3 ppg. for Xavier's four games in the 2017 NCAA Tournament Elite Eight run, earning a spot on the five-member NCAA All-West Regional Team.

Game 51: Xavier (#11 Seed) vs. Maryland (#6 Seed), 2017 NCAA Tournament First Round, Thursday, March 16 at Amway Center (Orlando, Fla.)

Xavier (76): Tyrique Jones 0-1 0-0 0, Quentin Goodin 3-7 3-3 9, Trevon Bluiett 7-15 2-2 21, Malcolm Bernard 2-4 1-2 6, J.P. Macura 4-10 2-6 10, Kaiser Gates 4-7 0-0 11, RaShid Gaston 0-0 1-2 1, Sean O'Mara 5-6 8-9 18, **Totals: 25-50 17-24 76**

Maryland (65): Justin Jackson 5-9 2-3 14, Damonte Dodd 0-0 2-4 2, Anthony Cowan 1-4 2-2 4, Melo Trimble 5-15 2-4 13, Kevin Huerter 5-13 6-6 19, Jaylen Brantley 1-3 0-0 3, Dion Wiley 0-1 0-0 0, L.G. Gill, 0-1 0-0 0, Jared Nickens 1-2 0-0 2, Ivan Bender 4-6 0-0 8, **Totals: 22-54 14-19 65**

Halftime – Xavier 35, Maryland 36, Fouled Out – None, Rebounds – Xavier 34 (O'Mara 7, Bernard 6), Maryland 24 (Huerter 4, Cowan 4), Assists – Xavier 15 (Goodin 9, Bernard 2), Maryland 13 (Huerter 5, Cowan 5), 3-Point FG – Xavier 9-23 (Goodin 0-1, Bluiett 5-10, Bernard 1-2, Macura 0-4, Gates 3-6), Maryland 7-27 (Jackson 2-3, Cowan 0-1, Trimble 1-9, Huerter 3-8, Brantley 1-3, Wiley 0-1, Gill 0-1, Nickens 0-1), Total Fouls – Xavier 17, Maryland 19, Technical Fouls – None, A – 15,869

Game 52: Xavier (#11 Seed) vs. Florida State (#3 Seed), 2017 NCAA Tournament Second Round, Saturday, March 18 at Amway Center (Orlando, Fla.)

Xavier (91): Tyrique Jones 6-7 1-1 13, Quentin Goodin 2-8 1-3 6, Trevon Bluiett 8-14 10-14 29, Malcolm Bernard 2-3 1-1 6, J.P. Macura 4-10 0-0 10, Leighton Schrand 0-1 0-0 0, Cullen Barr 0-0 0-0 0, Alex Bergen 0-0 0-0 0, Tim Stainbrook 0-1 0-0 0, Kaiser Gates 5-6 0-0 14, Conor Peterson 0-0 0-0 0, RaShid Gaston 1-2 0-0 2, Sean O'Mara 2-2 7-7 11, **Totals: 30-54 20-26 91**

Florida State (66): Jonathan Isaac 4-7 0-1 8, Michael Ojo 0-0 4-4 4, Dwayne Bacon 9-18 2-2 20, Terance Mann 0-2 1-2 1, Xavier Rathon-Mayes 7-15 1-3 16, Phil Cofer 0-1 0-0 0, CJ Walker 0-3 0-0 0, Trent Forrest 0-3 0-0 0, PJ Savoy 2-5 4-5 10, Braian Angola-Rodas 1-5 2-2 5, Christ Koumadje 0-0 0-0 0, Jarquez Smith 1-1 0-0 2, Brandon Allen 0-0 0-0 0, **Totals: 24-60 14-19 66**

Halftime – Xavier 44, Florida State 34, Fouled Out – Isaac (Florida State), Rebounds – Xavier 36 (Bluiett 6, Bernard 5, Gates 5, O'Mara 5), Florida State 33 (Isaac 12, Rathon-Mayes 7), Assists – Xavier 20 (Goodin 5, Macura 5), Florida State 10 (Rathon-Mayes 3, Bacon 3), 3-Point FG – Xavier 11-17 (Goodin 1-1, Bluiett 3-5, Bernard 1-2, Macura 2-3, Stainbrook 0-1, Gates 4-5), Florida State 4-21 (Isaac 0-1, Bacon 0-5, Mann 0-2, Rathon-Mayes 1-5, Walker 0-1, Savoy 2-4, Angola-Rodas 1-3), Total Fouls – Xavier 20, Florida State 24, Technical Fouls – None, A – 17,308

Game 53: Xavier (#11 Seed) vs. Arizona (#2 Seed), 2017 NCAA Tournament West Regional Semifinal, Thursday, March 23 at SAP Center (San Jose, Calif.)

Xavier (73): Tyrique Jones 2-5 0-0 4, Quentin Goodin 1-5 0-0 2, Trevon Bluiett 9-17 4-4 25, Malcolm Bernard 5-6 2-3 15, J.P. Macura 5-11 4-5 14, Kaiser Gates 1-3 1-1 3, RaShid Gaston 1-1 0-0 2, Sean O'Mara 4-5 0-3 8, **Totals: 28-53 11-16 73**

Arizona (71): Lauri Markkanen 3-9 2-2 9, Dusan Ristic 7-10 3-3 17, Rawle Alkins 2-7 0-0 4, Kadeem Allen 3-7 0-0 8, Alonzo Trier 8-19 0-0 19, Parker Jackson-Cartwright 1-5 2-2 5, Kobi Simmons 2-4 1-2 5, Chance Comanche 1-1 2-2 4, Keanu Pinder 0-0 0-0 0, **Totals: 27-62 10-11 71**

Halftime – Xavier 35, Arizona 37, Fouled Out – None, Rebounds – Xavier 27 (Macura 7, Bernard 6), Arizona 35 (Trier 9, Markkanen 8), Assists – Xavier 14 (Goodin 6, Macura 5), Arizona 14 (Jackson-Cartwright 5, Trier 3, Allen 3), 3-Point FG – Xavier 6-16 (Goodin 0-1, Bluiett 3-8, Bernard 3-3, Ma-

cura 0-2, Gates 0-2), Arizona 7-27 (Markkanen 1-6, Alkins 0-3, Allen 2-3, Trier 3-10, Jackson-Cartwright 1-4, Simmons 0-1), Total Fouls – Xavier 14, Arizona 18, Technical Fouls – Bluiett (Xavier), Allen (Arizona), A – 16,884

Game 54: Xavier (#11 Seed) vs. Gonzaga (#1 Seed), 2017 NCAA Tournament West Regional Final, Saturday, March 25 at SAP Center (San Jose, Calif.)

Xavier (59): Tyrique Jones 2-2 0-0 4, Quentin Goodin 3-8 3-3 9, Trevon Bluiett 3-14 3-5 10, Malcolm Bernard 2-8 1-4 5, J.P. Macura 7-13 3-4 18, Leighton Schrand 0-0 0-0 0, Cullen Barr 0-0 0-0 0, Alex Bergen 0-0 0-0 0, Tim Stainbrook 0-1 0-0 0, Kaiser Gates 1-5 1-2 3, Conor Peterson 0-0 0-0 0, RaShid Gaston 2-4 1-2 5, Sean O'Mara 2-7 1-2 5, **Totals: 22-62 13-22 59**

Gonzaga (83): Johnathan Williams 8-12 2-8 19, Przemek Karnowski 2-4 1-3 5, Jordan Mathews 2-9 5-5 11, Nigel Williams-Goss 7-19 5-8 23, Josh Perkins 4-8 0-0 11, Silas Melson 2-2 0-0 5, Bryan Alberts 0-0 0-0 0, Rui Hachimura 1-1 0-0 3, Jeremy Jones 0-0 0-0 0, Ryan Edwards 0-0 0-0 0, Zach Collins 3-4 0-1 6, Killian Tillie 0-2 0-0 0, Dustin Triano 0-0 0-0 0, **Totals: 29-61 13-25 83**

Halftime – Xavier 39, Gonzaga 49, Fouled Out – Collins (Gonzaga), Rebounds – Xavier 41 (Gates 7, Bluiett 7), Gonzaga 41 (Williams-Goss 8, Williams 8), Assists – Xavier 6 (Macura 2, Goodin 2), Gonzaga 15 (Williams-Goss 4, Karnowski 3), 3-Point FG – Xavier 2-16 (Goodin 0-1, Bluiett 1-6, Bernard 0-3, Macura 1-2, Stainbrook 0-1, Gates 0-3), Gonzaga 12-24 (Williams 1-1, Mathews 2-7, Williams-Goss 4-7, Perkins 3-7, Melson 1-1, Hachimura 1-1), Total Fouls – Xavier 22, Gonzaga 19, Technical Fouls – Team (Xavier), A – 17,011



J.P. Macura averaged 13.0 points, 4.8 rebounds, 3.3 assists and 1.3 steals for Xavier's four games in the 2017 NCAA Tournament Elite Eight run, earning a spot on the five-member NCAA All-West Regional Team.

XAVIER SINGLE GAME NCAA TOURNAMENT SCORING HIGHS

PTS.	XAVIER PLAYER (Opponent)	SITE	DATE
32	Jordan Crawford vs. Kansas State	EnergySolutions Arena	3-25-10
31	Lionel Chalmers vs. Mississippi State	TD Waterhouse Centre	3-21-04
29	Trevon Bluiett vs. Florida State	Amway Center	3-18-17
29	Tyrone Hill vs. Kansas State	Hoosier Dome	3-16-90
29	Byron Larkin vs. Missouri	Hoosier Dome	3-12-87
28	Jordan Crawford vs. Minnesota	Bradley Center	3-19-10
28	Romain Sato vs. Oklahoma	American Airlines Center	3-17-02
27	Jordan Crawford vs. Pittsburgh	Bradley Center	3-21-10
27	Derek Strong vs. Texas	Reunion Arena	3-22-90
26	Tu Holloway vs. Kansas State	EnergySolutions Arena	3-25-10
26	Josh Duncan vs. West Virginia	U.S. Airways Center	3-27-08
25	Trevon Bluiett vs. Arizona	SAP Center	3-23-17
25	Tu Holloway vs. Notre Dame	Greensboro Coliseum	3-16-12
25	Kenny Frease vs. Lehigh	Greensboro Coliseum	3-18-12
25	Justin Cage vs. Ohio State	Rupp Arena	3-17-07
25	Lionel Chalmers vs. Louisville	TD Waterhouse Centre	3-19-04

XAVIER SINGLE GAME NCAA TOURNAMENT REBOUNDING HIGHS

REB.	XAVIER PLAYER (Opponent)	SITE	DATE
16	Derrick Brown vs. BYU	Rupp Arena	3-15-07
16	Brian Grant vs. Indiana	Hoosier Dome	3-21-93
15	James Farr vs. Weber State	Scotttrade Center	3-18-16
15	Jason Love vs. Kansas State	EnergySolutions Arena	3-25-10
15	Tyrone Hill vs. Texas	Reunion Arena	3-22-90
14	Jamel McLean vs. Minnesota	Bradley Center	3-19-10
14	Anthony Myles vs. Mississippi State	TD Waterhouse Centre	3-21-04
14	Derek Strong vs. Texas	Reunion Arena	3-22-90
14	Tyrone Hill vs. Kansas State	Hoosier Dome	3-16-90

XAVIER SINGLE GAME NCAA TOURNAMENT ASSIST HIGHS

AST.	XAVIER PLAYER (Opponent)	SITE	DATE
9	Quentin Goodin vs. Maryland	Amway Center	3-16-17
9	Drew Lavender vs. Purdue	Verizon Center	3-22-08
9	Jamal Walker vs. Georgetown	Hoosier Dome	3-18-90
9	Jamal Walker vs. Michigan	The Omni	3-17-89
9	Ralph Lee vs. Alabama	Charlotte Coliseum	3-14-86
8	Drew Lavender vs. Ohio State	Rupp Arena	3-17-07
8	Jamal Walker vs. Nebraska	Humphrey Metrodome	3-14-91

OPPONENT SINGLE GAME NCAA TOURNAMENT SCORING HIGHS

PTS.	OPPONENT PLAYER (Opponent)	SITE	DATE
35	Adam Morrison (Gonzaga)	Huntsman Center	3-16-06
35	Steve Henson (Kansas State)	Hoosier Dome	3-16-90
32	Travis Mays (Texas)	Reunion Arena	3-22-90
28	Jacob Pullen (Kansas State)	EnergySolutions Arena	3-25-10
28	Charles O'Bannon (UCLA)	The Palace of Auburn Hills	3-15-97
28	Lance Blanks (Texas)	Reunion Arena	3-22-90

OPPONENT SINGLE GAME NCAA TOURNAMENT REBOUNDING HIGHS

REB.	OPPONENT PLAYER (Opponent)	SITE	DATE
17	DeJuan Blair (Pittsburgh)	TD Banknorth Garden	3-26-09
16	Locksley Collie (Texas)	Reunion Arena	3-22-90
15	Quincy Acy (Baylor)	Georgia Dome	3-23-12
15	Ed Noe (Morehead State)	Kentucky State Fairgrounds	3-14-61
13	Jerome Williams (Georgetown)	Tallahassee/Leon Co. Civic Center	3-17-95
13	Martavious Newby (Ole Miss)	Jacksonville Veterans Memorial Arena	3-19-15



Xavier celebrated its fourth straight NCAA Tournament appearance by making a run to the 2017 NCAA Tournament West Regional Final. It marked the third time that Xavier has made an Elite Eight appearance, joining the 2004 and 2008 teams.

2018 NCAA TOURNAMENT

March 13-14	First Four	Dayton, Ohio
March 15 & 17	First/Second Rounds	Pittsburgh, Pa. Wichita, Kan. Dallas, Texas Boise, Idaho
March 16 & 18	First/Second Rounds	Charlotte, N.C. Detroit, Mich. Nashville, Tenn. San Diego, Calif.
March 22 & 24	West Regional	Los Angeles, Calif.
March 22 & 24	South Regional	Atlanta, Ga.
March 23 & 25	Midwest Regional	Omaha, Neb.
March 23 & 25	East Regional	Boston, Mass.
March 31 & April 2	Final Four	San Antonio, Texas

XAVIER CAREER HIGH POINT TOTALS IN NCAA TOURNAMENT

160	Romain Sato (nine games: 2001-04)
154	Lionel Chalmers (nine games: 2001-04)

MOST NCAA TOURNAMENT WINS

7	Jason Love (2007-10)
7	Dante' Jackson (2008-11)
6	Trevon Bluiett (2015-17)
6	J.P. Macura (2015-17)
6	Tu Holloway (2008-12)
6	Kenny Frease (2008-12)
6	B.J. Raymond (2006-09)

* Win totals only include games if the player played and was listed in the official box score.





Trevon Bluiett was named 2015-16 *USA Today* Third Team All-American as a sophomore. Bluiett is the first Xavier sophomore to earn a major All-America award since Jordan Crawford in 2009-10 after his one season as a Musketeer.

TREVON BLUIETT

2015-16

USA Today Third Team

LENNY BROWN

1996-97

Basketball Weekly Honorable Mention

1998-99

John R. Wooden Finalist

David West, Tu Holloway and Byron Larkin are the only Xavier players ever named to the post-season Associated Press first, second or third teams. West was the 2003 AP National Player of the Year and was on the 2002 AP Second Team. Holloway earned 2011 AP Third Team honors. Larkin, now an XU radio analyst, earned 1988 AP Third Team honors.



Edmond Sumner was a 2015-16 Kyle Macy Freshman All-American (*CollegiateInsider.com*). Other Musketeers that have won the award include Semaj Christon and Myles Davis.

SEMAJ CHRISTON

2012-13

Kyle Macy Freshman All-American
(*CollegiateInsider.com*)

JORDAN CRAWFORD

2009-10

Sporting News Third Team

MYLES DAVIS

2013-14

Kyle Macy Freshman All-American
(*CollegiateInsider.com*)

JAMIE GLADDEN

1989-90

Basketball Times Freshman Fifth Team

1992-93

Associated Press Honorable Mention



Jordan Crawford earned All-America honors following his first and only season on Xavier's active roster. *Sporting News* named Crawford as a 2009-10 Third Team All-American.

BRIAN GRANT

1990-91

Basketball Times
Freshman Seventh Team

1993-94

John R. Wooden Finalist
Associated Press Honorable Mention

ANTHONY HICKS

1982-83

Sporting News Honorable Mention
Associated Press Honorable Mention

TYRONE HILL

1988-89

Associated Press Honorable Mention

1989-90

Basketball Times Third Team
Associated Press Honorable Mention



Tu Holloway was named 2010-11 Third Team All-American by several major media outlets. He was named AP Third Team All-American, joining David West as the only XU players to make one of AP's top three teams as an underclassman.

TU HOLLOWAY

2010-11

Associated Press Third Team
Basketball Times Third Team
FOXSports.com Third Team
CBSsports.com Third Team
SI.com Third Team
Sporting News Third Team
collegeinsider.com All-American

2011-12

collegeinsider.com All-American

T.J. JOHNSON

1994-95

Basketball Weekly Freshman
Honorable Mention



Byron Larkin earned Second Team All-American (UPI and Scripps Howard) and Third Team All-American (AP) honors following his senior season, 1987-88.

BYRON LARKIN

1984-85

Basketball Weekly
All-Freshman Second Team
Basketball Times All-Freshman Team

1985-86

Associated Press Honorable Mention

1986-87

Sporting News Honorable Mention

1987-88

United Press International Second Team
Scripps Howard Second Team
Associated Press Third Team

GARY MASSA

1977-78

Basketball Weekly All-Freshman Team



Tyrone Hill, seen here battling Alonzo Mourning and Dikembe Mutombo in XU's 1990 NCAA Tournament win over Georgetown, earned AP Honorable Mention All-America honors as a junior and *Basketball Times* Third Team All-America honors as a senior.

JAMES POSEY

1998-99

College Hoops Insider "Top 15"
John R. Wooden Finalist

BOB QUICK

1967-68

Associated Press Honorable Mention

ROMAIN SATO

2003-04

Associated Press Honorable Mention

HANK STEIN

1957-58


Converse Second Team

1958-59

United Press International Third Team

EDMOND SUMNER

2015-16



David West, 2003 National Player of the Year, is the most decorated player in Xavier basketball history. He earned AP national honors in each of his final three seasons.

Kyle Macy Freshman All-American
(*CollegeInsider.com*)

STEVE THOMAS

1963-64

Basketball News First Team
Helms Foundation First Team
AP, United Press International
and *Sporting News* Honorable Mention

DAVID WEST

2000-01

Associated Press Honorable Mention

2001-02

Associated Press Second Team
United States Basketball Writers
Association Second Team
Basketball Times Second Team
FOXSports.com Second Team
Ntl. Assoc. of Basketball Coaches Third Team
Sporting News Third Team



Steve Thomas, who averaged a school-record 30.0 ppg. in the 1963-64 season, earned 1964 First Team All-American honors from the Helms Foundation and *Basketball News*.

Basketball America Third Team
Dick Vitale's "Rolls Royce Super Five"
collegeinsider.com All-American
John R. Wooden Finalist

2002-03

Associated Press First Team &
AP National Player of the Year
United States Basketball Writers
Association First Team &
USBWA National Player of the Year
Basketball Times First Team &
BT National Player of the Year
National Association of
Basketball Coaches First Team
John R. Wooden First Team
ESPN.com First Team
Sporting News First Team
Dick Vitale's "Rolls Royce Super Five"
collegeinsider.com All-American &
collegeinsider.com National MVP
NABC/Pete Newell Big Man of the Year
Senior CLASS Award

The impressive new five-member Xavier University Athletic Hall of Fame class includes men's basketball standouts **Terrell "Tu" Holloway ('12)** and **Terrance A. "Nick" Daniels ('79)**, volleyball's **Jill M. Hampton ('02)**, football's **Michael J. Conaton ('55)** and rifle's **Matthew J. Bykowski ('90)**. The new class will be inducted into the XU Hall of Fame at a dinner on Friday, Dec. 8, at Cintas Center and will be honored again at the men's basketball game on Saturday, Dec. 9 vs. Colorado at Cintas Center. The new five-member class will bring the total number of members in the Xavier Athletic Hall of Fame to 133. They are all honored at the P. Douglas O'Keefe Athletic Hall of Fame on the concourse at Cintas Center. Holloway earned All-America honors at Xavier but will be remembered as one of the best clutch performers and winners in Xavier basketball history. Holloway, who is currently playing professional basketball in Israel, scored 1,833 career points, which ranks sixth on XU's all-time scoring list and dished off 550 assists, which is third on XU's all-time list. His career free-throw percentage of 85.2 percent is a school record. Holloway, a consensus 2010-11 Third Team All-American, led Xavier to four NCAA Tournaments, including three Sweet 16s. Nick Daniels, who now goes by the name Rashid Abdul-Rahim, ranks 11th on Xavier's all-time scoring list with 1,690 career points. Daniels won the Tournament MVP award for one of the top regular season holiday tournament championships in school history, the 1978 Vol Classic at the University of Tennessee.



Tu Holloway, who earned 2010-11 Third Team All-American honors from Associated Press and other major media, was the 2011 A-10 Player of the Year. Holloway was named to the Atlantic 10 Conference First Team in 2011 and 2012.

HALL OF FAME MEMBERS

+ 2017-18 Inductee (to be inducted 12-8-17)

- Daniel S. Abramowicz ('67) ----- football
- Sara E. Bachus ('01)----- volleyball
- Rob Bakker ('00)----- soccer, tennis
- Raymond Baldwin -----trainer, golf coach
- Thomas N. Ballaban ('51) ----- football
- Charles M. Barrett ('34) ----- football
- Roger W. Bertoia ('57) ----- football
- Lynette M. Bihn ('95)----- basketball
- Edward G. Biles -----coach
- J. Kenneth Blackwell ('70)----- football
- James W. Boothe ('57) ----- basketball
- Tara N. Boothe ('06)----- basketball
- James J. Brockhoff ('56) ----- tennis, football, coach
- Leonard L. Brown ('99) ----- basketball
- Herbert B. Budde ('53) ----- basketball
- James P. Bunning ('53) ----- baseball
- Edward T. Burns ('28)----- football, basketball, boxing, baseball
- Stanley D. Burrell ('08)----- basketball
- + Matthew J. Bykowski ('90)----- rifle**
- Paul D. Cain ('29) -----football, basketball, baseball
- Lionel D. Chalmers II ('03)----- basketball
- Lauren E. Clary ('05)----- tennis
- Thomas Clines ('28) ----- football, basketball, baseball, tennis
- + Michael J. Conaton ('55)----- football**
- Sheila M. Connolly ('79) ----- basketball, volleyball, admin.
- Clem Crowe ----- coach, administrator
- Dr. William E. Daily ('57) -----athletic board
- + Terrance A. Daniels ('79) -----basketball**
- Michael S. Davenport ('91) ----- basketball
- Sabrina A. DiBiagio ('91) ----- rifle
- Stephen M. Dixon ('99) ----- golf
- Timothy J. Dydo ('74) ----- football
- Robert J. Finnell ('52) ----- football
- Sr. Rose Ann Fleming ----- academic advisor



Nick Daniels was the Tournament MVP as Xavier captured the championship of the 1978 Volunteer Classic with wins over No. 12 USC and host UT. His teammates included fellow XU Hall of Famer Joe Sunderman and fellow 1,000-Point Club member Gary Massa.

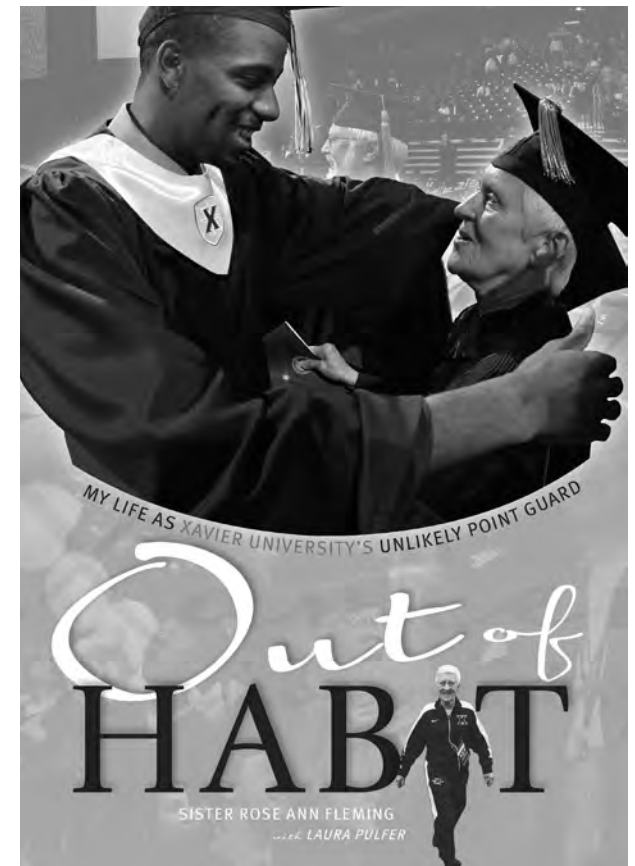
P. DOUGLAS O'KEEFE ATHLETIC HALL OF FAME

Jeffrey H. Fogelson ----- athletic director
 Daniel M. Froehle ('86) ----- baseball
 Terrence M. Garrigan ('81) ----- soccer
 Joseph L. Geiger ('64) ----- basketball
 Peter J. Gillen ----- coach
 George C. Gilmartin ('52) ----- football
 Jamison L. Gladden ('93) ----- basketball
 Brian W. Grant ('94) ----- basketball
 Amanda E. Gruber ('98) ----- soccer
 Annette E. Gruber ('01) ----- soccer
 James J. Gruber ('67) ----- baseball
+ Jill M. Hampton ('02) ----- volleyball
 Amber S. Harris ('10) ----- basketball
 Arthur A. Hauser ('54) ----- football
 Anthony J. Hicks ('83) ----- basketball
 Tyrone Hill ('90) ----- basketball
 Angela C. Hinrichs ('04) ----- swimming
 James E. Hoff, S.J. ----- President and Chancellor
 Jack H. Hoffman ('52) ----- football
+ Terrell Holloway ('12) ----- basketball
 Albert B. Howe ('39) ----- football, basketball
 Ann Marie Hubbard ('99) ----- soccer
 M. Julie Isphording ('83) ----- marathon runner
 Dr. Jerome N. Janson ('36) ----- team physician
 Alan C. Joseph, Jr. ('80) ----- rifle, coach
 Robert C. Judd ('54) ----- football
 Stephen N. Junker ('57) ----- football
 Karyn Juziuk ('99) ----- rifle
 Thrine M. Kane ('03) ----- rifle
 Kathleen M. Keating ('72) ----- swimming
 Joseph W. Kelly ('27) ----- basketball, football, baseball
 Myron M. Kilgore ('58) ----- football
 Stanley R. Kimbrough ('89) ----- basketball
 William M. Kirvin ('62) ----- basketball
 Edward L. Kluska ('40) ----- football, basketball, baseball, coach
 Jason K. Kokrak ('07) ----- golf
 Robert J. Konkoly ('57) ----- football
 Nicole E. Kremer ('99) ----- basketball
 Joseph R. Kruse ('37) ----- football, basketball
 Stacey M. Land ('85) ----- basketball
 Byron K. Larkin ('88) ----- basketball
 Ralph O. Lee ('86) ----- basketball
 Nicole M. Levandusky ('01) ----- basketball
 James M. Liber ('51) ----- football

Andrew P. MacWilliams ----- media
 Carol A. Madsen ('94) ----- basketball
 John G. Martinkovic ('51) ----- football
 Laurie J. Massa ----- coach, administrator
 James J. McCafferty ----- coach, administrator
 Malcolm H. McMullen ('50) ----- basketball, golf
 Joseph Meyer ----- coach, administrator
 James J. Murphy ('51) ----- football
 Chester A. Mutryn ('43) ----- football, basketball, baseball
 H. Frederick Nebel ('38) ----- football
 Thomas P. O'Brien ('47) ----- administrator
 Timothy R. O'Connell ('68) ----- baseball, basketball
 Karen Ohe ('83) ----- basketball, volleyball
 Elizabeth L. Osterday ('00) ----- volleyball
 Jo Ann Osterkamp ('84) ----- basketball
 Jason A. Parker ('96) ----- rifle
 Hal Pennington ('34) ----- football, basketball
 Jennifer L. Phillips ('01) ----- basketball
 Ta'Shia K. Phillips ('11) ----- basketball
 David V. Piontek ('56) ----- basketball
 James M. Posey ('99) ----- basketball
 George E. "Skip" Prosser ----- coach
 Robert Quick ('68) ----- basketball
 Luther Rackley ('69) ----- basketball
 Donald J. Ruberg ('51) ----- baseball, basketball, coach
 Leo P. Sack ('36) ----- basketball, football
 Romain G. Sato ('04) ----- basketball
 Mark A. Schmidt ('27) ----- football, supporter
 Marla A. Schuerman ('92) ----- soccer
 Sally J. Schulte ('97) ----- volleyball
 Theodore P. Shalloe ('85) ----- baseball
 John J.T. Shinnars ('69) ----- football
 Robert J. Sieber ('77) ----- polo, soccer
 Eugene F. Smith ('52) ----- basketball
 Judith G. Smith ('84) ----- basketball
 Peter Spoerl ('83) ----- baseball
 Robert J. Staak ----- coach, administrator
 Henry W. Stein ('59) ----- basketball
 Derek L. Strong ('90) ----- basketball
 Joseph G. Sunderman ('79) ----- basketball, radio announcer
 Douglas M. Tegge ('95) ----- men's soccer
 Daniel J. Tehan ('28) ----- football, basketball
 Jodi Thelen ('90) ----- volleyball, coach
 R. Jack Thobe ('62) ----- basketball

Stephen M. Thomas ('66) ----- basketball
 Taru T. Tuukkanen ('01) ----- basketball
 Joseph P. Viviano ('59) ----- basketball
 David R. von Haefen ('94) ----- golf
 Jamal Walker ('91) ----- basketball
 David M. West ('03) ----- basketball
 John A. Wiethe ('34) ----- football, basketball, baseball
 Carroll E. Williams ('67) ----- football
 Louis J. Witte ('99) ----- baseball
 Marty Wolf ('79) ----- basketball, tennis
 Ned W. Wulk ----- coach

*Names are listed as they were when they were at XU.




Xavier Hall of Famer Sr. Rose Ann Fleming, XUs legendary long-time academic advisor and currently XU's NCAA Faculty Representative, played a key role in many Xavier student-athletes earning their college degrees. She is seen here with 2011 grad Danté Jackson, currently an assistant coach at Robert Morris, on the cover of her book "Out of Habit."



James Posey played for the gold-medal winning Team USA at the 1998 Goodwill Games at Madison Square Garden in New York City.



T.J. Johnson won a gold medal at the 1995 Olympic Sports Festival.



Byron Larkin made the Team USA squad as the first alternate at both guard positions for the 1987 Pan Am Games. Former Xavier teammate Tyrone Hill won a gold medal at the 1987 Olympic Sports Festival.



Michael Hawkins was a key member of Team USA in 1998 and 1999. Hawkins is the first XU player to play more than one year for USA Basketball.

Xavier graduate Brian Grant, who played 13 seasons in the NBA, was the most recent Musketeeer selected in the NBA Draft lottery. He is Xavier's highest-ever selection at eighth overall in 1994. Grant was a Xavier teammate of XU head coach Chris Mack.



XAVIER PLAYERS IN THE NBA DRAFT

Year	Player	Team	Round	Pick
1949	Malcolm McMullen	Baltimore	—	—
1952	Gene Smith	Minneapolis	—	—
1953	Huck Budde	Minneapolis	Ninth	—
1954	Bob Heim	Baltimore	Sixth	—
1956	Dave Piontek	Rochester	Third	—
1957	Jim Boothe	Cincinnati	12th	—
1958	Frank Tartaron	Cincinnati	11th	—
1959	Hank Stein	St. Louis	Third	—
	Joe Viviano	Cincinnati	Tenth	—
1962	Jack Thobe	Cincinnati	Fourth	33
	Bill Kirvin	Philadelphia	Eighth	70
	Frank Pinchback	Cincinnati	11th	95
1964	Joe Geiger	Cincinnati	Eighth	—
	Bob Pelkington	Philadelphia	Eighth	—
1966	Bryan Williams	St. Louis	Eighth	—
1968	Bob Quick	Baltimore	Second	18
1969	Luther Rackley	Cincinnati	Third	37
1973	Bob Fullarton	Buffalo	Ninth	140
	Conny Warren	Philadelphia	12th	175
	Nick Daniels	Kansas City	Seventh	145
1983	Tony Hicks	Milwaukee	Seventh	157
	Jon Hanley	Cleveland	Tenth	208
1984	Vic Fleming	Portland	Second	26
	Jeff Jenkins	Seattle	Fourth	83
	John Shimko	Cleveland	Ninth	187
	Dexter Bailey	Denver	Tenth	215
1990	Tyrone Hill	Golden State	First	11*
	Derek Strong	Philadelphia	Second	47
1994	Brian Grant	Sacramento	First	8*
1998	Torrye Braggs	Utah	Second	57
1999	James Posey	Denver	First	18
2003	David West	New Orleans	First	18
2004	Lionel Chalmers	L.A. Clippers	Second	33
	David Young	Seattle	Second	41
	Romain Sato	San Antonio	Second	52
2009	Derrick Brown	Charlotte	Second	40
2010	Jordan Crawford	+ New Jersey	First	27
2014	Semaj Christon	^ Miami	Second	55
2017	Edmond Sumner	# New Orleans	Second	52

* – Lottery Pick

+ Draft rights traded on NBA Draft night to Atlanta

^ Draft rights traded on NBA Draft night to Charlotte and then to Oklahoma City

Draft rights traded on NBA Draft night to Indiana

FORMER XAVIER PLAYERS IN THE NBA

Torrye Braggs
Houston (2003-05)
Washington (2003-04)
Two seasons

Derrick Brown
Charlotte (2009-11)
New York (2011-12)
Charlotte (2011-12)
Three seasons

Lionel Chalmers
L.A. Clippers (2004-05)
Minnesota (2005-06)
Atlanta (2006-07)
Three seasons

Semaj Christon
Oklahoma City (2014-15)
Oklahoma City (2016-present)
Two+ seasons

Jordan Crawford
Atlanta (2010-11)
Washington (2011-13)
Boston (2012-14)
Golden State (2013-14)
New Orleans (2016-present)
Four+ seasons

Brian Grant
NBA All-Rookie (1994-95)
Sacramento (1994-97)
Portland (1997-2000)
Miami (2000-04)
L.A. Lakers (2004-05)
Phoenix (2005-06)
Boston (2006-2007)
13 seasons

Michael Hawkins
Boston (1996-97)
Sacramento (1998-99)
Charlotte (1999-2000)
Cleveland (2000-01)
Four seasons

Tyrone Hill
NBA All-Star (1994-95)
Golden State (1990-93)
Cleveland (1993-97)
Milwaukee (1997-99)
Philadelphia (1999-2001)
Cleveland (2001-03)
Philadelphia (2002-03)
Miami (2003-04)
14 seasons

Stan Kimbrough
Detroit (1989-90)
Sacramento (1992-93)
Two seasons

Malcolm McMullen
Indianapolis (1949-51)
Two seasons

Dave Piontek
Rochester (1956-57)
Cincinnati (1957-59)
St. Louis (1959-61)
Chicago (1961-62)
Cincinnati (1962-63)
Seven seasons

James Posey
NBA All-Rookie (1999-00)
Denver (1999-2002)
Houston (2002-03)
Memphis (2003-05)
Miami (2005-2007)
Boston (2007-2008)
New Orleans (2008-10)
Indiana (2010-11)
12 seasons

Bob Quick
Baltimore (1968-69)
Detroit (1969-72)
Four seasons

Luther Rackley
Cincinnati (1969-70)
Cleveland (1970-72)
N.Y. Knicks (1971-73)
Philadelphia (1973-74)
Five seasons

Romain Sato
San Antonio (2004-05)
One Season

Derek Strong
Washington (1991-92)
Milwaukee (1992-94)
Boston (1994-95)
L.A. Lakers (1995-96)
Orlando (1996-2000)
L.A. Clippers (2000-01)
10 seasons

Edmond Sumner
Indiana (2017-present)

Larry Sykes
Boston (1995-96)
One season

David West
NBA All-Star (2008 & 2009)
New Orleans (2003-11)
Indiana (2011-15)
San Antonio (2015-16)
Golden State (2016-present)
14+ seasons

Aaron Williams
Utah (1993-94)
Milwaukee (1994-95)
Denver (1996-97)
Vancouver (1996-97)
Seattle (1997-99)
Washington (1999-2000)
New Jersey (2000-04)
Toronto (2004-05)
New Orleans (2005-06)
L.A. Clippers (2006-08)
14 seasons

David Young
Seattle (2004-05)
One Season



Tyrone Hill was the first Xavier graduate to get drafted in the NBA Draft lottery, taken by Golden State with the 11th overall pick in the 1990 draft.

2016 ASSOCIATED PRESS FINAL POLL

Rk	Team	Record	Pts.	Previous
1.	Kansas (63)	30-4	1,623	1
2.	Michigan State (2)	29-5	1,552	2
3.	North Carolina	28-6	1,488	7
4.	Virginia	26-7	1,384	4
5.	Oregon	28-6	1,371	8
6.	Villanova	29-5	1,283	3
7.	Oklahoma	25-7	1,215	6
8.	West Virginia	26-8	1,193	9
9.	Xavier	27-5	1,127	5
10.	Miami	25-7	920	11
	Kentucky	26-8	920	16
12.	Purdue	26-8	873	13
13.	Utah	26-8	870	12
14.	Indiana	25-7	828	10
15.	Texas A&M	26-8	682	17
16.	Louisville	23-8	585	14
17.	Arizona	25-8	559	15
18.	Maryland	25-8	489	18
19.	Duke	23-10	383	19
20.	Seton Hall	25-8	374	NR
21.	Baylor	22-11	347	22
22.	Iowa State	21-11	317	21
23.	California	23-10	270	24
24.	SMU	25-5	84	25
25.	Iowa	21-10	82	20

SCHOOL RECORD FOR FINAL 2016 AP POLL

Xavier was ranked a school-record No. 9 in the final AP Poll and No. 11 in the final post-NCAA Tournament *USA Today* Coaches Poll. This marked Xavier's 17th straight week in the AP Top 25, which set a single-season school record. XU also recorded a school-record 14 straight weeks in the Top 10 of the AP Poll. XU made each of the last 17 *USA Today* Coaches Polls, which also set a single-season school record.

Xavier reached as high as a school-record No. 5 in the Associated Press Poll for five weeks in the 2015-16 season (Jan. 18, Feb. 8, Feb. 22, Feb. 29 and March 7). Xavier reached as high as a school-record No. 4 in the Feb. 8 *USA Today* Coaches Poll.

Xavier was 6-1 in 2015-16 against the AP Top 25, including 3-0 vs. the AP Top 10.



A REGULAR IN THE AP POLL

Xavier has become a regular in the Associated Press Poll. Please note that the Final AP Poll is tallied prior to the NCAA Tournament (unlike the post-NCAA Tournament final ESPN/*USA Today* Poll). The records in the AP Poll listings on these two pages are at the time of the poll.

Xavier recorded a then school-record tying ranking of 12th in the final Associated Press Poll in 2008 and 2003. Xavier's 2008 squad reached the NCAA Tournament Elite Eight. The 2003 season was the senior year for National Player of the Year **David West**.

IMPRESSIVE STREAK

Xavier was ranked 24th in the final 2012 ESPN/*USA Today* Coaches Poll. That marked the fifth straight year XU had appeared in the final Associated Press and/or Coaches Poll.

2011 ASSOCIATED PRESS FINAL POLL

Rk	Team	Record	Pts.	Previous
1.	Ohio State (51)	32-2	1,611	1
2.	Kansas (14)	32-2	1,574	2
3.	Duke	30-4	1,472	5
4.	Pittsburgh	27-5	1,406	3
5.	Notre Dame	26-6	1,332	4
6.	San Diego State	32-2	1,322	7
7.	North Carolina	26-7	1,189	6
8.	Texas	27-7	1,069	10
9.	Connecticut	26-9	1,019	21
10.	Brigham Young	30-4	977	8
11.	Kentucky	25-8	928	15
12.	Syracuse	26-7	922	11
13.	Purdue	25-7	903	9
14.	Louisville	25-9	874	14
15.	Florida	26-7	840	12
16.	Wisconsin	23-8	619	13
17.	Arizona	27-7	516	16
18.	St. John's	21-11	433	17
19.	Utah State	30-3	333	23
20.	Xavier	24-7	270	18
21.	Kansas State	22-10	240	19
22.	West Virginia	20-11	178	20
23.	Washington	23-10	176	NR
24.	Texas A&M	24-8	152	26
25.	Vanderbilt	23-10	130	27

STREAKING IN THE AP POLL

Xavier spent a school-record 28 straight polls in the Associated Press Poll starting with the poll on December 2, 1996 before being left out of the February 8, 1998 poll. XU reached as high as seventh in the December 7, 1997 AP poll.

Xavier tied the then-school record in the 2008-09 season for highest regular season ranking in the Associated Press Poll when it climbed to number seven the week of December 15, 2008. Xavier broke that record when it reached as high as a school-record No. 5 in the Associated Press Poll for five weeks in the 2015-16 season.

BACK IN THE AP POLL

Xavier cracked the Associated Press Top 20 in 1988 for the first time in 30 years. After winning 11 straight games, the 22-3 Musketeers were back in the AP Top 20 on Mon., Feb. 29, 1988. XU had not been ranked in the Top 20 in the AP or UPI poll since December of 1958.

2010 ASSOCIATED PRESS FINAL POLL

Rk	Team	Record	Pts.	Previous
1.	Kansas (65)	32-2	1,625	1
2.	Kentucky	32-2	1,559	2
3.	Duke	29-5	1,427	4
4.	Syracuse	28-4	1,412	3
5.	Ohio State	27-7	1,377	5
6.	West Virginia	27-6	1,365	7
7.	Kansas State	26-7	1,209	9
8.	New Mexico	29-4	1,043	8
9.	Villanova	24-7	961	10
10.	Purdue	27-5	915	6
11.	Butler	28-4	903	12
12.	Temple	29-5	843	17
13.	Michigan State	24-8	836	11
14.	Georgetown	23-10	788	22
15.	Tennessee	25-8	616	15
16.	Wisconsin	23-8	603	13
17.	Brigham Young	29-5	600	14
18.	Pittsburgh	24-8	566	16
19.	Baylor	25-7	550	21
20.	Maryland	23-8	394	19
21.	Vanderbilt	24-8	382	20
22.	Gonzaga	26-6	359	18
23.	Texas A&M	23-9	290	23
24.	Richmond	26-8	141	NR
25.	Xavier	24-8	106	24

NR - not ranked

2009 ASSOCIATED PRESS FINAL POLL

Rk	Team	Record	Pts.	Previous
1.	Louisville (45)	28-5	1,740	5
2.	North Carolina (11)	28-4	1,654	1
3.	Memphis (11)	31-3	1,621	4
4.	Pittsburgh (3)	28-4	1,585	2
5.	Connecticut (1)	27-4	1,519	3
6.	Duke	28-6	1,444	9
7.	Oklahoma	27-5	1,281	6
8.	Michigan State	26-6	1,257	7
9.	Missouri	28-6	1,131	14
10.	Gonzaga	26-5	1,060	12
11.	Villanova	26-7	1,049	10
12.	Wake Forest	24-6	997	8
13.	Syracuse	26-9	903	18
14.	Kansas	25-7	874	11
15.	Washington	25-8	751	13
16.	Florida State	25-9	667	22
17.	Purdue	25-9	643	24
18.	UCLA	25-8	491	15
19.	Arizona State	24-9	381	23
20.	Xavier	25-7	351	19
21.	LSU	26-7	292	20
22.	Butler	26-5	284	16
23.	Marquette	24-9	277	21
24.	Clemson	23-8	264	17
25.	Utah	24-9	150	NR

NR - not ranked

2008 ASSOCIATED PRESS FINAL POLL

Rk	Team	Record	Pts.	Previous
1.	North Carolina (53)	32-2	1,779	1
2.	Memphis (13)	33-1	1,710	2
3.	UCLA (5)	31-3	1,674	3
4.	Kansas (1)	31-3	1,596	5
5.	Tennessee	29-4	1,449	4
6.	Wisconsin	29-4	1,412	8
7.	Texas	28-6	1,390	6
8.	Georgetown	27-5	1,271	9
9.	Duke	27-5	1,223	7
10.	Stanford	26-7	1,122	11
11.	Butler	29-3	1,004	12
12.	Xavier	27-6	957	10
13.	Louisville	24-8	894	13
14.	Drake	28-4	794	16
15.	Notre Dame	24-7	672	14
16.	Connecticut	24-8	670	15
17.	Pittsburgh	26-9	586	RV
18.	Michigan State	25-8	523	19
19.	Vanderbilt	26-7	493	18
20.	Purdue	24-8	418	17
21.	Washington State	24-8	377	21
22.	Clemson	24-9	364	RV
23.	Davidson	26-6	253	23
24.	Gonzaga	25-7	232	20
25.	Marquette	24-9	174	25

RV - receiving votes

The Musketeers went on to win a then-school record 15 straight games in 1988. They took a 26-3 record into the 1988 NCAA Tournament, finishing number 18 in the final Associated Press Top 20 Poll.



Stan Kimbrough, along with teammates Byron Larkin, Tyrone Hill, Derek Strong and J.D. Barnett, led Xavier to its first-ever appearance in the AP Final Poll in 1988. Kimbrough is seen here getting instructions from his head coach Pete Gillen, the winningest head coach in XU history and currently a CBS Sports Network analyst.



Drew Lavender and fellow seniors Josh Duncan and Stanley Burrell led Xavier to the 2008 NCAA Tournament Elite Eight and a then-school-record tying ranking of 12th in the final Associated Press Poll.

2003 FINAL AP POLL

Rk	Team	Record	Points
1.	Kentucky (70)	29-3	1,774
2.	Arizona (1)	25-3	1,686
3.	Oklahoma	24-6	1,589
4.	Pittsburgh	26-4	1,539
5.	Texas	22-6	1,498
6.	Kansas	25-7	1,450
7.	Duke	24-6	1,224
8.	Wake Forest	24-5	1,160
9.	Marquette	23-5	1,147
10.	Florida	24-7	1,141
11.	Illinois	24-6	1,101
12.	Xavier	25-5	1,006
13.	Syracuse	24-5	968
14.	Louisville	24-6	826
15.	Creighton	29-4	605
16.	Dayton	25-5	584
17.	Maryland	19-9	580
18.	Stanford	23-8	539
19.	Memphis	23-6	468
20.	Mississippi State	21-9	372
21.	Wisconsin	22-7	369
22.	Notre Dame	22-9	313
23.	Connecticut	21-9	225
24.	Missouri	21-10	199
25.	Georgia	19-8	141

1988 FINAL AP POLL

1. Temple
2. Arizona
3. Purdue
4. Oklahoma
5. Duke
6. Kentucky
7. North Carolina
8. Pittsburgh
9. Syracuse
10. Michigan
11. Bradley
12. Nevada-Las Vegas
13. Wyoming
14. North Carolina St.
15. Loyola Marymount
16. Illinois
17. Iowa
18. Xavier ^
19. Brigham Young
20. Kansas State

^ XU's first appearance in final AP Poll.

RECORD-SETTING FINISHES

Xavier set a school record for highest AP Poll finish at 12th in the 2003 season, the senior year for National Player of the Year **David West**. XU tied that record in 2008 and broke it in the 2015-16 season, finishing at a school-record No. 9.



David West, the 2003 National Player of the Year and a three-time selection as Atlantic 10 Conference Player of the Year, led Xavier to the 2003 NCAA Tournament Second Round and a then-school-record ranking of 12th in the final Associated Press Poll. He is seen here in Xavier's win at rival Cincinnati his senior year.

2017 USA TODAY FINAL POLL ^

Rk	Team	Record	Pts.	Previous
1.	North Carolina (31)	33-7	775	8
2.	Gonzaga	37-2	744	2
3.	Oregon	33-6	695	9
4.	Kansas	31-5	653	3
5.	Kentucky	32-6	627	5
6.	South Carolina	26-11	561	NR
7.	Arizona	32-5	548	4
8.	Villanova	32-4	498	1
9.	UCLA	31-5	492	6
10.	Florida	27-9	468	17
11.	West Virginia	28-9	445	12
12.	Baylor	27-8	352	11
13.	Duke	28-9	348	7
14.	Louisville	25-9	347	10
15.	Purdue	27-8	319	15
16.	Wisconsin	27-10	289	22
17.	Michigan	26-12	278	26
18.	Xavier	24-14	276	NR
19.	Butler	25-9	229	24
20.	Notre Dame	26-10	199	14
21.	Wichita State	31-5	162	19
22.	Cincinnati	30-6	140	16
23.	Southern Methodist	30-5	128	13
24.	Florida State	26-9	127	18
25.	Iowa State	24-11	106	20

^ post-NCAA Tournament poll

2016 USA TODAY FINAL POLL ^

Rk	Team	Record	Pts.	Previous
1.	Villanova (30)	35-5	750	6
2.	North Carolina	33-7	720	3
3.	Kansas	33-5	657	1
4.	Oklahoma	29-8	643	7
5.	Virginia	29-8	631	5
6.	Oregon	31-7	596	4
7.	Michigan State	29-6	488	2
8.	Miami	27-8	480	11
9.	Indiana	27-8	456	12
10.	Syracuse	23-14	446	NR
11.	Xavier	28-6	361	9
12.	Texas A&M	28-9	358	15
13.	Maryland	27-9	358	17
14.	West Virginia	26-9	331	8
15.	Iowa State	23-12	315	19
16.	Kentucky	27-9	297	13
17.	Notre Dame	24-12	285	NR
18.	Duke	25-11	263	20
19.	Purdue	26-9	184	10
20.	Utah	27-9	170	14
21.	Gonzaga	28-8	157	NR
22.	Arizona	25-9	154	16
23.	Wisconsin	22-13	149	NR
24.	Baylor	22-12	105	18
25.	Iowa	22-11	82	24

^ post-NCAA Tournament poll

2015 ESPN/USA TODAY COACHES FINAL POLL ^

Rk	Team	Record	Pts.	Previous
1.	Duke (29)	35-4	773	5
2.	Wisconsin	36-4	739	3
3.	Kentucky (2)	38-1	720	1
4.	Arizona	34-4	659	4
5.	Notre Dame	32-6	614	8
6.	Gonzaga	35-3	608	7
7.	Michigan State	27-12	572	22
8.	Virginia	30-4	525	6
9.	Villanova	33-3	500	2
10.	Louisville	27-9	474	16
11.	Wichita State	30-5	452	13
12.	North Carolina	26-12	403	14
13.	Oklahoma	24-11	360	15
14.	Northern Iowa	31-4	350	9
15.	Utah	26-9	342	18
16.	Maryland	28-7	331	12
17.	Kansas	27-9	330	11
18.	West Virginia	25-10	286	21
19.	Iowa State	25-9	243	10
20.	Arkansas	27-9	143	20
21.	Baylor	24-10	112	17
22.	Xavier	23-14	106	NR
23.	Butler	23-11	89	23
24.	NC State	22-14	88	NR
25.	Oregon	26-10	56	25

^ post-NCAA Tournament poll

2010 ESPN/USA TODAY COACHES FINAL POLL ^

Rk	Team	Record	Pts.	Previous
1.	Duke (31)	35-5	775	3
2.	Butler	33-5	739	8
3.	West Virginia	31-7	696	5
4.	Michigan State	28-9	654	12
5.	Kentucky	35-3	650	2
6.	Kansas	33-3	604	1
7.	Kansas State	29-8	573	7
8.	Syracuse	30-5	554	4
9.	Tennessee	28-9	494	14
10.	Baylor	28-8	487	21
11.	Ohio State	29-8	483	6
12.	Purdue	29-6	448	11
13.	Northern Iowa	30-5	344	24
14.	Xavier	26-9	271	33
15.	Villanova	25-8	267	9
16.	New Mexico	30-5	229	10
17.	Cornell	29-5	225	29
18.	Maryland	24-9	201	20
19.	St. Mary's	28-6	198	26
20.	Pittsburgh	25-9	182	16
21.	Washington	26-10	163	30
22.	Brigham Young	30-6	161	16
23.	Gonzaga	27-7	141	18
24.	Wisconsin	24-9	140	19
25.	Texas A&M	24-10	136	23

^ post-NCAA Tournament poll

2009 ESPN/USA TODAY COACHES FINAL POLL ^

Rk	Team	Record	Pts.	Previous
1.	North Carolina (31)	34-4	775	3
2.	Michigan State	31-7	743	7
3.	Connecticut	31-5	705	6
4.	Villanova	30-8	669	12
5.	Louisville	31-6	646	1
6.	Pittsburgh	31-5	630	4
7.	Oklahoma	30-6	575	8
8.	Missouri	31-7	563	9
9.	Memphis	33-4	522	2
10.	Kansas	27-8	481	13
11.	Duke	30-7	459	5
12.	Syracuse	28-10	405	15
13.	Gonzaga	28-6	393	10
14.	Purdue	27-10	362	18
15.	Xavier	27-8	361	22
16.	Washington	26-9	260	14
17.	LSU	27-8	233	20
18.	UCLA	26-9	204	17
19.	Arizona State	25-10	200	19
20.	Wake Forest	24-7	170	11
21.	Marquette	25-10	160	24
22.	Florida State	25-10	130	16
23.	Texas	23-12	71	34
24.	Arizona	21-14	60	-
25.	Butler	26-6	47	23

^ post-NCAA Tournament poll

2008 ESPN/USA TODAY COACHES FINAL POLL ^

Rk	Team	Record	Pts.	Previous
1.	Kansas (31)	37-3	775	4
2.	Memphis	38-2	744	3
3.	North Carolina	36-3	708	1
4.	UCLA	35-4	687	2
5.	Texas	31-7	631	7
6.	Louisville	27-9	602	13
7.	Tennessee	31-5	554	6
8.	Xavier +	30-7	543	12
9.	Davidson	29-7	512	23
10.	Wisconsin	31-5	499	5
11.	Stanford	28-8	474	11
12.	Georgetown	28-6	395	8
13.	Michigan State	27-9	359	20
14.	Butler	30-4	339	10
15.	Washington State	26-9	328	21
16.	Duke	28-6	312	9
17.	West Virginia	26-11	197	RV
18.	Pittsburgh	27-10	194	19
19.	Notre Dame	25-8	180	15
20.	Purdue	25-9	164	18
21.	Marquette	25-10	153	T-24
22.	Western Kentucky	29-7	139	RV
23.	Drake	28-5	117	14
24.	Villanova	22-13	110	-
25.	Vanderbilt	26-8	70	16

^ post-NCAA Tournament poll
RV - receiving votes
+ School record for the Final USA Today/ESPN Poll

A REGULAR IN THE COACHES POLL

Xavier has become a regular in the Final ESPN/USA Today Coaches Poll, a post-NCAA Tournament poll, making that poll seven times since 2008, including the last three straight years (2017, 2016, 2015, 2012, 2010, 2009 and 2008). XU earned a ranking of 18th in the 2017 and 11th in the 2016 Final ESPN/USA Today Coaches Poll. XU was a school-record eighth in the 2008 Final ESPN/USA Today Coaches Poll.

Xavier made each of the last 17 USA Today Coaches Polls in the 2015-16 season, which set a single-season school record. XU reached as high as a school-record No. 4 in the USA Today Coaches Poll on Feb. 8, 2016. That broke the school record of tied for seventh the week of December 15, 2008.

Xavier enjoyed a stretch where it was ranked in the ESPN/USA Today Poll that began December 8, 1996 and ended in the March 8, 1998 poll.



Romain Sato, seen here against Texas in the 2004 NCAA Tournament, and fellow seniors Anthony Myles and Lionel Chalmers, led Xavier to the 2004 NCAA Tournament Elite Eight and a ranking of 12th in the post-tournament final ESPN/USA Today Poll.

THE CINDERELLA STORY

As the saying goes, “the third time was a charm” for Xavier and its fans. In 1956 head coach **Ned Wulk** guided the Musketeers to their first-ever National Invitation Tournament appearance, upsetting St. Louis 84-80 in the first round before losing in the Quarterfinals to NIT finalist Dayton 72-68. Wulk brought Xavier back into the NIT in 1957, defeating Seton Hall 85-79 before being eliminated by eventual champion Bradley.

Needless to say, expectations were high heading into the 1957-58 season. First-year head coach **Jim McCafferty**'s team jumped out of the gate with a 10-1 record and accepted an NIT bid at that time.

Then things started to fall apart. XU lost 10 of its last 15 regular season games and was asked by the NIT selection committee if it wished to withdraw from the tourney. McCafferty answered with an emphatic “No!”

This set the stage for Xavier's Cinderella Story, a championship which *Sport* magazine called “one of the greatest upsets in basketball history.” Most people thought the Musketeers' stay in New York would be a short one. They were seeded last.

The underdog Musketeers struggled early in their first game, falling behind Niagara 16-3. XU came back to beat Niagara 95-86, and went on to defeat Bradley (72-62) and St. Bonaventure (72-53) on its way to the NIT Championship Game.



Jim McCafferty led Xavier to the 1958 National Invitation Tournament Championship, giving XU the distinction of being the first university in Ohio to win a major national championship in basketball.

Three straight upsets put the Musketeers into the finals against highly-favored Dayton on national television.

Hank Stein, who was named Tourney MVP, took control as the game went to overtime tied at 67-all. He helped the Musketeers put together a 7-2 run, giving them a 74-69 advantage. XU held on for a 78-74 win, becoming the first college basketball team in Ohio to win a major national championship.

For the third straight game, Xavier had the hot hand, shooting 53 percent from the field. Stein (23) led the scoring parade while **Ducky Castelle** added 19. Four Musketeers were named to the All-Tournament Team, including MVP **Hank Stein**. **Joe Viviano**, **Ducky Castelle** and **Tony Olberding** joined Stein as All-NIT selections. The Cinderella Story was complete. It was time for the celebrations.



THE 1958 ROAD TO THE TITLE

Xavier vs. Niagara, NIT First Round, Saturday, March 15, 1958 at Madison Square Garden (New York, N.Y.)

Xavier (95) - Joe Viviano 8 10 26, Anthony Olberding 7 1 15, Frank Tartaron 2 0 4, Hank Stein 5 7 17, Bowyer “Ducky” Castelle 7 4 18, Richard Piontek 0 0 0, Al Gundrum 4 7 15, **Totals: 33 29 95**
Niagara (86) - Robert Sawyer 2 2 6, Art Johnston 1 0 2, Alex Ellis 12 17 41, Richard Veith 9 3 21, Thomas Mulroy 3 0 6, Robert Tighe 0 0 0, James Maloney 1 2 4, **Totals: 31 24 86**
 Halftime - Xavier 41, Niagara 39, Fouled Out - Taratron, Piontek, Sawyer, Johnston, Totals: Fouls - Xavier 20, Niagara 21

Xavier vs. Bradley, NIT Quarterfinal, Tuesday, March 18, 1958 at Madison Square Garden (New York, N.Y.)

Xavier (72) - Joe Viviano 6 2 16, Anthony Olberding 4 5 12, Frank Tartaron 1 0 2, Richard Piontek 2 1 5, Hank Stein 10 3 23, Bowyer “Ducky” Castelle 4 7 15, Albert Gundrum 0 0 0, **Totals: 27 18 72**
Bradley (62) - Barney Cable 3 5 13, Joe Billy McDade 3 1 7, Dick Dhabalt 0 0 0, Curley Johnson 1 0 2, Shellie McMillon 3 2 8, Don Carothers 0 0 0, Bobby Joe Mason 9 5 23, Chuck Sedgwick 1 0 2, Mike Owens 2 0 4, Gene Morse 0 1 1, John Myers 0 0 0, **Totals: 24 14 62**
 Halftime - Xavier 26, Bradley 27, Fouled Out - none, Total Fouls - Xavier 14, Bradley 21

Xavier vs. St. Bonaventure, NIT Semifinal, Thursday, March 20, 1958 at Madison Square Garden (New York, N.Y.)

Xavier (72) - Joe Viviano 2 4 8, Fred Jannott 1 0 2, Anthony Olberding 2 2 6, Bill Middendorf 0 0 0, Frank Tartaron 5 0 10, Richard Piontek 2 2 6, Hank Stein 11 5 27, James Puthoff 0 1 1, Bowyer “Ducky” Castelle 1 0 2, Albert Gundrum 2 2 6, James Dentinger 2 0 4, **Totals: 28 16 72**
St. Bonaventure (53) - Ken Fairfield 2 0 4, Mike Schrauth 1 2 4, Sam Stith 1 3 5, Mike Cavaliere 3 2 8, John Connors 7 2 16, Bill Kollander 0 2 2, Don Newhook 1 1 3, Mike Connely 0 0 0, Larry Weise 5 1 11, Lee Fitzpatrick 0 0 0, **Totals: 20 13 53**
 Halftime - Xavier 31, St. Bonaventure 24, Fouled Out - Fairfield, Total Fouls - Xavier 16, St. Bonaventure 19

Xavier vs. Dayton, NIT Championship, Saturday, March 22, 1958 at Madison Square Garden (New York, N.Y.)

Xavier (78) - Joe Viviano 5 0 10, Anthony Olberding 2 2 6, Richard Piontek 3 0 6, Frank Tartaron 6 2 14, Hank Stein 9 5 23, Bowyer “Ducky” Castelle 8 3 19, **Totals: 33 12 78**
Dayton (74) - Arlen Bockhorn 5 0 10, Frank Case 10 1 21, Hank Josefczyk 0 0 0, Harold Bockhorn 0 0 0, Jack McCarthy 9 3 21, Don Lane 6 4 16, Terry Bochhorn 1 4 6, **Totals: 31 12 74**
 Halftime - Xavier 41, Dayton 39, End of Regulation - Xavier 67, Dayton 67, Fouled Out - Tartaron, A. Bockhorn, Case, T. Bockhorn, Total Fouls - Xavier 18, Dayton 20

DID YOU KNOW?

Xavier is 15-6 in the postseason National Invitation Tournament.

Xavier reached at least the NIT Quarterfinals in each of its first six appearances.

XU'S ALL-NIT SELECTIONS

- 1956 Jim Boothe
- 1958 Hank Stein (First & MVP)
Joe Viviano (Second)
Ducky Castelle (Honorable Mention)
Tony Olberding (Honorable Mention)
- 1984 Ralph Lee
- 1999 Lenny Brown



Lenny Brown scored a career-high 34 points against Oregon in a 1999 NIT game at Madison Square Garden in New York City. That 1999 NIT marked XU's first return to New York for the NIT since the 1958 championship run.

REGULAR SEASON TOURNAMENTS

- 1946 Indiana State Invitational, Terre Haute, Ind.** – Xavier 64, Southeast Missouri State 49; Xavier 53, Evansville 47; Marshall 58, Xavier 44.
- 1950 Ohio Catholic Tournament, Cleveland, Ohio** – Dayton 59, Xavier 51.
- 1950 Cincinnati Invitational, Cincinnati, Ohio** – Xavier 74, Morris-Harvey 53; Cincinnati 59, Xavier 48.
- 1955 Queen City, Buffalo, N.Y.** – Xavier 84, Niagara 63; Xavier 95, St. Bonaventure 86; Xavier 92, Georgia Tech 67. All-Tourney: Jim Boothe (MVP) and Dave Piontek.
- 195 Queen City, Buffalo, N.Y.** – Minnesota 83, Xavier 76; Xavier 81, Cornell 57. All-Tourney: Jim Boothe.
- 1957 Cincinnati Invitational, Cincinnati, Ohio** – Xavier 70, Marshall 68; Cincinnati 79, Xavier 68. All-Tourney: Hank Stein.
- 1958 All-College, Oklahoma City, Okla.** – Xavier 68, Oregon 57; Oklahoma City 81, Xavier 54; Bowling Green 92, Xavier 71.
- 1959 Hurricane Classic, Miami Beach, Fla.** – Xavier 86, Florida 74; Miami 87, Xavier 69. All-Tourney: Jack Thobe and Bill Kirvin.
- 1960 Motor City, Detroit, Mich.** – Colorado State 71, Xavier 65; Xavier 72, Yale 39. All-Tourney: Bill Kirvin.
- 1961 University of Kentucky Invitational, Lexington, Ky.** – Kansas State 75, Xavier 67; Tennessee 75, Xavier 70. All-Tourney: Frank Pinchback.
- 1962 Sugar Bowl Classic, New Orleans, La.** – Auburn 63, Xavier 57; Mississippi State 75, Xavier 66.
- 1963 Queen City, Buffalo, N.Y.** – Xavier 69, Miami (OH) 68; DePaul 86, Xavier 80. All-Tourney: Steve Thomas and Bob Pelkington.
- 1964 All-College, Oklahoma City, Okla.** – Xavier 93, LSU 87; Brigham Young 115, Xavier 103; Oklahoma City 90, Xavier 75. All-Tourney: Steve Thomas.
- 1965 All-College, Oklahoma City, Okla.** – Wichita State 82, Xavier 81; Xavier 98, Texas A&M 86; Xavier 90, Wyoming 86.
- 1966 American Legion Classic, Seattle, Wash.** – Xavier 96, Wyoming 92; Seattle 91, Xavier 79. All-Tourney: Tim O’Connell (MVP).
- 1967 All-College, Oklahoma City, Okla.** – Brigham Young 87, Xavier 75; Xavier 101, Idaho State 84; Fordham 81, Xavier 70. All-Tourney: Bob Quick.
- 1968 Mobile Classic, Mobile, Ala.** – Xavier 75, West Florida 67; Auburn 75, Xavier 73. All-Tourney: Tom Schlager and Luther Rackley.
- 1969 Marshall Invitational, Huntington, W.Va.** – Xavier 75, NYU 68; Oklahoma 101, Xavier 89. All-Tourney: Tom Binegar.
- 1970 Old Dominion Classic, Norfolk, Va.** – Auburn 86, Xavier 73; Xavier 82, Tulane 66.
- 1971 Palmetto Classic, Charleston, S.C.** – Virginia 85, Xavier 65; Air Force 62, Xavier 58.
- 1972 Roadrunner Classic, Las Cruces, N.M.** – Southern Illinois 75, Xavier 65; VMI 60, Xavier 59.
- 1973 Poinsettia Classic, Greenville, S.C.** – Furman 82, Xavier 70; Delaware 65, Xavier 64. All-Tourney: Mike Plunkett and Jerry Foley.
- 1974 All-College, Oklahoma City, Okla.** – Oklahoma City 70, Xavier 68; Wyoming 60, Xavier 57; Xavier 76, Niagara 69.
- 1975 Marshall Memorial Invitational, Huntington, W.Va.** – Xavier 78, Marshall 77 (OT); Kent State 79, Xavier 71. All-Tourney: Garry Whitfield and Nick Daniels.
- 1976 Brigham Young Cougar Classic, Provo, Utah** – Niagara 46, Xavier 44; Seattle 63, Xavier 61. All-Tourney: Steve Spivery.
- 1976 Maryland Invitational, College Park, Md.** – Maryland 84, Xavier 74; Duquesne 86, Xavier 80.
- 1977 Bluebonnet Classic, Houston, Texas** – Houston 100, Xavier 75; Xavier 65, Rice 58. All-Tourney: Gary Massa.
- 1978 Volunteer Classic, Knoxville, Tenn.** – Xavier 75, Southern Cal 68; Xavier 51, Tennessee 50. All-Tourney: Nick Daniels (MVP).
- 1979 Indiana Classic, Bloomington, Ind.** – Indiana 92, Xavier 66; Seton Hall 70, Xavier 67.
- 1979 West Virginia Classic, Morgantown, W.Va.** – West Virginia 82, Xavier 65; Xavier 74, Columbia 59.
- 1980 Lobo Classic, Albuquerque, N.M.** – Boston University 91, Xavier 84; TCU 57, Xavier 47. All-Tourney: Anthony Hicks.
- 1981 Lapchick Tournament, Jamaica, N.Y.** – St. John’s 75, Xavier 55; Detroit 72, Xavier 68 (OT).
- 1983 Miller High Life Tournament, Tampa, Fla.** – Xavier 77, Niagara 68; Xavier 104, Delaware State 82. All-Tourney: Jeff Jenkins (MVP), John Shimko, and Dexter Bailey.
- 1984 Kactus Klassic, Tempe, Ariz.** – Xavier 87, George Washington 79; Arizona State 71, Xavier 67. All-Tourney: Byron Larkin.
- 1986 Fleet Basketball Classic, Providence, R.I.** – Tulsa 70, Xavier 60; American 92, Xavier 90 (OT). All-Tourney: Byron Larkin and Stan Kimbrough.
- 1988 Dodge NIT, Cincinnati, Ohio** – Xavier 85, Louisville 83; Columbia, MO – Missouri 83, Xavier 71.
- 1989 Met Life Classic, San Francisco, Calif.** – Xavier 72, Princeton 65; Xavier 78, San Francisco 62. All-Tourney: Tyrone Hill (MVP) and Derek Strong.
- 1992 Daiwa NCAA Ball, Tokyo, Japan** – Xavier 74, Delaware 66; Xavier 99, All-Japan College 57 (exhibition); Xavier 75, Rice 60. All-Tourney: Brian Grant (MVP) and Jamie Gladden.
- 1998 Puerto Rico Shootout, San Juan, Puerto Rico** – Pittsburgh 94, Xavier 76; Xavier 74, Colorado 61; San Francisco 82, Xavier 69.
- 1999 Great Alaska Shootout, Anchorage, Alaska** – Xavier 81, Louisville 79; Kansas 111, Xavier 70; Xavier 81, Washington 65. All-Tourney: Lloyd Price.
- 2002 Preseason NIT, Cincinnati, Ohio** – Xavier 87, Saint Peter’s 48; Stanford, CA – Stanford 63, Xavier 62.
- 2003 Dell BCA Classic, Cincinnati, Ohio** – Xavier 62, Coppin State 37; Xavier 72, Mercer 58; Xavier 76, Oakland 66. All-Tourney: Lionel Chalmers (MVP) and Romain Sato.
- 2006 Paradise Jam, U.S. Virgin Islands** – Xavier 70, Virginia Commonwealth 67; Xavier 71, Villanova 66; Alabama 63, Xavier 56. All-Tourney: Stanley Burrell.

REGULAR SEASON TOURNAMENTS

2007 Chicago Challenge, Cincinnati, Ohio – Xavier 90, Southeast Missouri State 59; Xavier 98, Coppin State 49

Chicago Challenge, Hoffman Estates, Ill. – Xavier 78, Kent State 65; Xavier 80, Indiana 65; All-Tourney: Co-Tourney MVPs C.J. Anderson and Drew Lavender; All-Tourney: Josh Duncan.

2008 O'Reilly Auto Parts Puerto Rico Tip-Off, San Juan, Puerto Rico – Xavier 75, Missouri 71; Xavier 63, Virginia Tech 62 OT; Xavier 63, Memphis 58. Tourney MVP: C.J. Anderson.

2009 Old Spice Classic, Lake Buena Vista, Fla. – Marquette 71, Xavier 61; Xavier 80, Creighton 67; Baylor 69, Xavier 64.

2010 Paradise Jam, St. Thomas, U.S. Virgin Islands – Xavier 86, Iowa 73; Xavier 57, Seton Hall 52; Old Dominion 67, Xavier 58; All-Tourney: Tu Holloway.

2011 Hawaiian Airlines Diamond Head Classic, Honolulu, Hawaii – Long Beach State 68, Xavier 58; Hawaii 84, Xavier 82 (OT); Xavier 87, Southern Illinois 77.

2012 DIRECTV Classic, Anaheim, Calif. – Pacific 70, Xavier 67; Xavier 69, Drexel 65; Xavier 74, Drake 70. All-Tourney: Semaj Christon.

2013 Battle 4 Atlantis, Paradise Island, The Bahamas - Iowa 77, Xavier 74 (OT); Tennessee 64, Xavier 49; USC 84, Xavier 78

2014 Wooden Legacy, Fullerton, Calif. and Anaheim, Calif. – Xavier 82, San Diego 71; UTEP 77, Xavier 73; Long Beach State 73, Xavier 70.

2015 Advocare Invitational, Orlando, Fla. – Xavier 64, Alabama 45; Xavier 87, USC 77; Xavier 90, Dayton 61. All-Tourney: Trevon Bluiett and Jalen Reynolds.

2016 Tire Pros Invitational, Orlando, Fla. – Xavier 83, Missouri 82 (OT); Xavier 83, Clemson 77; Xavier 67, Northern Iowa 59. All-Tourney: Trevon Bluiett (MVP) and J.P. Macura.



Jamie Gladden was named to the All-Tournament Team his senior year at the 1992 Daiwa NCAA Ball Tournament in Tokyo, Japan. Gladden was a four-year starter and star, including as a freshman on XU's 1990 NCAA Sweet 16 team.



Tournament MVP Trevon Bluiett and his Xavier teammates celebrate their championship at the 2016 Tire Pros Invitational last November, marking the second straight year XU won an elite holiday event in Orlando, Florida. XU won the 2015 Advocare Invitational at the same venue, HP Fieldhouse, in the 2015-16 season.

ALL-TIME LETTERWINNERS

A

Remy Abell, 16
Peter Accetta, 75
John Albrinck, 57
Walter Allen, 67
*Robert Alston, 51
*Douglas Alt, 72
Landen Amos, 14
*C.J. Anderson, 09
David Anderson, 81
*Sherwin Anderson, 97
Jon Andre, 74
Louis Arnzen, 30
Perry Ashley, Jr., 70
Larry Austin Jr., 16

B

Dexter Bailey, 84
Donald Bailey, 37
Kyle Ballinger, 00
J.D. Barnett, 88
James Baronas, 02
Cullen Barr, 17
Joseph Bartlett, 31
Frank Barton, 58
William Bechtold, 13
Paul Beckman, 40
Paul Beckwith, 32
Richard Bell, 68
Robert Benjamin, 49
Alex Bergen, 17
Malcolm Bernard, 17
Richard Berning, 53
Thomas Binegar, 72
Edward Bissmeyer, 49
Russell Blossom, 72
Trevon Bluiett, 17
John Boehle, 57
Cyril Bolger, 32
Donald Bolton, 50
*James Boothe, 57
James Bothen, 66
Joseph Bowman, 86
Richard Boxwell, 52

Torraye Braggs, 98
Maurice Brantley, 92
Richard Bray, Jr., 27
Mark Brinkman, 77
Tyson Brit, 96
Charles Bronson, 08
Alvin Brown, 02
*Derrick Brown, 09
*Lenny Brown, 99
Philip Bucklew, 36
Herbert Budde, 53
Edward Burns, 28
Stanley Burrell, 08
Jerry Butler, 90
*Reggie Butler, 01

C

William Cady, 51
Justin Cage, 07
John Cahill, 56
Paul Cain, 29
Ryan Caldwell, 03
Dexter Campbell, 88
Jay Canty, 11
Touissant Careathers, 99
*Kevin Carr, 97
*Donald Carroll, 39
*Bowyer Castelle, 61
Vince Catarella, 99
Will Caudle, 06
Timothy Chadwell, 80
Lionel Chalmers, 04
Keenan Christiansen, 06
*Semaj Christon, 14
Thomas Clines, 28
Michael Cobb, 86
Kevin Coker, 16
John Collins, 51
Brandon Cole, 07
Anthony Coleman, 02
James Coleman, 35
Boubacar Coly, 06
Tom Compton, 04
Thomas Condon, 82

Walter Corbean, 86
Bennett Cooper, Jr., 70
O'Neil Cooper, 12
Daniel Corbett, 33
William Cosgrove, 48
Stuart Courchaine, 58
Earl Cowell, Jr., 62
Dennis Crane, 66
Jordan Crawford, 10
*James Cushing, 23

D

Terrence Daniels, 79
Donald Darby, 70
*Thomas Daugherty, 30
*Michael Davenport, 91
Dee Davis, 15
Herb Davis, 25
Myles Davis, 16
Darnell Dawson, 76
*Robert Dean, 51
Timothy Deardorff, 73
Matthew Deboor, 55
Thomas Dee, 78
Gary Deidrick, 75
Arthur DelConte, 59
James Dentinger, 59
Robert Dickman, 53
Justin Doelman, 07
John Donlin, 39
*Andrew Donnelly, 86
*Donald Donovan, 47
*Patrick Donovan, 38
William Donovan, 52
Joseph Dooley, 69
Greg Dougan, 12
James Douglas, 85
Broderick Dow, 81
James Doyle, 37
Gerald Drew, 63
Steven Drew, 84
Stephen Duckett, 09
Theodore Duggins, 79
Josh Duncan, 08

E

*Jonathan Eck, 73
Erik Edwards, 94
Robert Egbers, 31
Robert Einhaus, 67
Mark Emerson, 55
*James Enright, 63
Stan Ense, 43
Ray Epton, 84
Anthony Espelage, 50

F

James Farr, 16
Kevin Feeney, 11
Wilbert Ferguson, 38
Dedrick Finn, 06
Victor Fleming, 84
Jerome Foley, 75
Lawrence Foley, 47
Raymond Foos, 50
Carl Foster, 68
Fred Foster, 65
Scott Franklin, 74
Kenny Frease, 12
Cornelius Freeman, 58
*Thomas Freppon, 64
Heron Frey, 49
Kevin Frey, 02
Robert Fullarton, 73

G

RaShid Gaston, 17
Kaiser Gates, 17
William Gates, Jr., 42
*Joseph Geiger, 64
James Gels, 66
Steve Gentry, 94
Fred Geraci, 46
*Albert Geselbracht, 50
*Jamie Gladden, 93
Stanley Glaser, 58
Quentin Goodin, 17
Walter Gorka, 69

John Gorman, 67
Bradford Graff, 74
*Brian Grant, 94
Adrion Graves, 08
Leroy Greenidge, 86
John Gremminger, 50
Norman Grevey, 52
Joseph Gromada, 71
James Gruber, 67
David Guenther, 62
Albert Gundrum, 60

H

Dale Haarman, 77
James Haffner, 62
Christopher Hall, 70
Brien Hanley
Jon Hanley, 83
Obi Harris, 00
*Richard Harris, 86
*William Hart, 23
Ken Harvey, 97
*Michael Hawkins, 95
*Robert Heim, 54
Robert Heiny, 50
*Jerome Helmers, Jr., 72
James Hengehold, 67
Robert Herfurt, 40
David Heskamp, 66
James Hess, 68
Thomas Hext, 66
*Anthony Hicks, 83
Tyrone Hill, 90
David Hils, 54
Martin Hils, 60
Robert Himmler, 40
William Hoffer, 51
*Chuck Hofmann, 55
Herm Hohnhorst, 48
Leslie Holbrook, 66
Gary Holle, 73
George Hollenstein, Jr., 63
*Dwight Hollins, 81
Terrell Holloway, 12

Jerome Holmes, 90
Albert Howe, Jr., 39
Shannon Howell, 91
Anthony Hubbard, 77
Joe Hughes, 11

I

Frederick Irwin, 64

J
Danté Jackson, 11
*Keith Jackson, 05
Joseph Jacobs, 50
Robert Janca, 52
Frederick Jannott, Jr., 60
Jeff Jenkins, 84
Andre Johnson, 02
Brian Johnson, 96
Eddie Johnson, 86
*Tavares Johnson, 98
Paul Jones, 83
Tyrique Jones, 17
*Kenneth Jordan, 34

K

James Kartholl, 50
Charles Kegler, 62
John Kelley, 86
*Joseph Kelly, 27
Michael Kelsey, 71
*Patrick Kelsey, 98
William Kenney, 60
James Kervan, 60
*Stan Kimbrough, 89
Robert King, 28
Robert King, 80
Chuck Kirkhoff, 53
*William Kirvin, 62
Edward Kluska, 40
Eric Knop, 93
Paul Kobussen, 69
Robert Koester, 90
*John Koprowski, 37
Richard Korb, 51

James Kramer, 49
Charles Kromer, 71
James Kromer, 97
*Robert Kruer, 43
Joseph Kruse, 37
Frank Kucia, 38

L

James Lacey, 68
Ronald Laker, 76
Paul Langemeier, 51
*Byron Larkin, 88
Jordan Latham, 11
Drew Lavender, 08
*Ralph Lee, 86
John Leugers, 50
P.G. Litzinger, 41
John Loeffler, 65
Makinde London, 16
Jason Love, 10
Dupree Lucas, 05
*Gary Lumpkin, 99
Jerry Luttenegger, 66
David Lynch, 67
Mark Lyons, 12

M

*John Macel, 68
*Christopher Mack, 93
Jack MacKenna, 36
J.P. Macura, 17
John Maher, 38
Mark Maher, Jr., 56
Thomas Malone, 60
Paul Margerum, 54
Justin Martin, 14
Ronald Martin, 65
Marcus Mason, 01
*Gary Massa, 81
*Jeff Massey, 95
Paul Matsen, 73
Johnny Mazza, 11
*Maurice McAfee, 01
Walt McBride, 86

ALL-TIME LETTERWINNERS

Tom McCafferty, 47
 Michael McCall, 77
 James McCown, 51
 Stan McCoy, 77
 John McCreary, 34
 Joseph McDaniel, 40
 Leo McDermott, 63
 Thomas McDevitt, 58
 Charles McEvoy, 38
 Arthur McGivern, 69
 *Andrew McGrath, 28
 Brandon McIntosh, 01
 Griffin McKenzie, 12
 Jamel McLean, 11
 Michael McMahan, 63
 *Malcolm McMullen, 50
 *Joseph McNeil, 65
 Richard McQuade, 50
 Robert McQuade, 50
 *Frank Mercurio, 33
 Richard Metz, 66
 Ken Meyer, 83
 William Middendorf, 60
 George Miller, 75
 John Miller, 77
 David Minor, 90
 Andrew Mitchell, 15
 Joseph Mitchell, Jr., 63
 Thomas Mitchell, 55
 John Moher, 57
 Benjamin Monhollen, 61
 *Arthur Morthorst, 50
 Joseph Mueller, 51
 Raymond Mueller, 64
 Robert Mulligan, 43
 Leo Murray, 97
 Chester Mutryn, 43
 Anthony Myles, 04

N

Roy Neary, 39
 *Ronald Nicolai, 61
 Jack Nieser, 47
 Khalil Nixon, 01

William Nixon, 50
 Brad Noble, 85
 *John Noppenberger, 20

O

Richard Oberting, 48
 Fred O'Brien, 55
 Paul O'Brien, 51
 James O'Connell, 56
 *Timothy O'Connell, 68
 John O'Hara, 43
 Aaron O'Leary, 98
Sean O'Mara, 17
 Churchill Odia, 05
 Anthony Olberding, 58

P

Maurice Palo, 56
 Anthony Palumbo, 58
 *Joseph Pangrazio, Jr., 68
 James Pardi, 56
 Colin Parker, 91
 Terrance Payne, 98
 David Payton, 79
 *Robert Pelkington, 63
 Steven Penhorwood, 74
 *Hal Pennington, 34
 Paul Perrine, 43
 Conor Peterson, 17
 Robert Petroski, 73
 James Phelan, 53
 Charles Phillips, 60
 James Phillips, 31
 Leo Phillips, 59
 *Isaiah Philmore, 14
 Richard Piening, 69
 Franklin Pinchback, 62
 Dave Piontek, 56
 Richard Piontek, 60
 David Plunkett, 75
 Michael Plunkett, 76
 Richard Pohlkamp, 51
 Stephen Poppe, 71
 *James Posey, 99

George Potts, 63
 Mark Poynter, 93
 Lloyd Price, 01
 Ronald Protz, 59
 James Puthoff, 59
 William Puttman, 41
 Ambrose Puttmann, Jr., 31

Q

*Robert Quick, 68
 Jerry Quinlan, 42

R

Luther Rackley, 69
 Sydney Raeford, 90
 Michael Ramey, 88
 Brandon Randolph, 15
 *B.J. Raymond, 09
 Richard Reder, 70
 Brad Redford, 13
 James Renforth, 87
 Joseph Rey, 93
 *George Reynolds, 26
 Jalen Reynolds, 16
 Brandon Rice, 06
 Kamall Richards, 14
 Ralph Richter, 79
 Edward Riechman, Jr., 62
 Harry Rieckelman, III, 72
 Michael Riesser, 70
 James Rippe, 75
 *Bertrand Robben, 42
 Richard Robers, 39
 Demetrius Robertson, 99
 Jeff Robinson, 13
 Anthony Roehrich, 79
 Thomas Rohling, 69
 Theodore Rombach, 67
 DeWaun Rose, 95
 Michael Rotterman, 68
 *Donald Ruberg, 51
 William Russ, 38

S

Leo Sack, 36
 *Robert Sack, 33
 Lin Sahlfeld, 43
 Terry Sain, 78
 Thomas Saint John, 54
 Romain Sato, 04
 Thomas Schlager, 69
 Donald Schlosser, 68
 Peter Schmeling, 62
 Irvin Schmidt, 56
 Richard Schneider, 56
 Joseph Schoenfeld, 81
Leighton Schrand, 17
 Howie Schueller, 50
 Joe Schuessler, 13
 James Scully, 50
 Pete Sears, 95
 Philip Sheridan, 37
 *John Shimko, 84
 Terrence Sillies, 71
 *Thomas Simms, 53
 Adam Simons, 07
 Thomas Skaleski, 74
 Andre Smith, 96
 Angelo Smith, 04
 *Eugene Smith, 52
 Mark Smydra, 96
 Steve Spivery, 79
 Francis Stahl, 58
 *Matt Stainbrook, 15
 Tim Stainbrook, 17
 John Stasio, 65
 Jack Steenken, 42
 William Steenken, 50
 *Henry Stein, Jr., 59
 Erik Stenger, 14
 *George Sterman, 29
 *James Stout, 31
 Derek Strong, 90
 Edmond Sumner, 17
 Joseph Sunderman, 79
 John B. Sweeney, 40
 *Russell Sweeney, 36

Larry Sykes, 95

T

*Francis Tartaron, Jr., 58
 Andrew Taylor, 11
 Kyle Taylor, 87
 Travis Taylor, 13
 Dan Tehan, 28
 *R. Edward Tepe, 61
 R. Edward Tepe, 30
 William Tepe, 36
 Matt Terpening, 98
 John Tetens, 43
 Richard Thies, 70
 *Jack Thobe, 62
 *Brian Thornton, 06
 *Stephen Thomas, 66
 J.W. Thumann, Sr., 42
 Ray Tomlin, 57
 *John Tracy, 32
 Aaron Turner, 00
 Nate Turner, 98

V

Kevin Varda, 98
 James Vaughan, 42
 William Veith, 57
 *Joseph Viviano, 59
 *Louis Vonderbrink, 56

W

Andre Walker, 12
 Archie Walker, 80
 Desmond Walker, 99
 *Jamal Walker, 91
 Keith Walker, 80
 *Tyrice Walker, 94
 Brian Walsh, 10
 John Walter, 56
 Lou Walther, 49
 Jack Wambach, 67
 Conny Warren, Jr., 73
 Kevin Waymire, 07
 Nicholas Weiler, 40

Richard Weiskittel, 24
 Dezmine Wells, 12
 Gerald Wessels, 59
 David West, 03
 Tim Whelan, 14
 Garry Whitfield, 77
 *Jacob Wiener, 26
 John Wiethe, 34
 Bernard Wilhelm, 32
 Clifford Wilke, 51
 Aaron Williams, 93
 Bryan Williams, 67
 *Darnell Williams, 00
 Jason Williams, 02
 John Williams, 28
 Robert Williams, 73
 Kelly Williamson, 87
 Charles Willis, 74
 *Dwayne Wilson, 93
 Mark Wilson, 76
 Walter Winston, 91
 Andrew Witte, 82
 Johnny Wolf, 07
 Marty Wolf, 79
 *Steve Wolf, 83

Y

Dave Young, 02

Z

*John Zeides, 69
 Anthony Zych, 69

The asterisk designation before a name indicates that particular player was a captain or co-captain for the Musketeers. The number indicates the last season that the player earned a letter at Xavier.

RETIRED JERSEYS

Byron Larkin ('88), Xavier's all-time leading scorer, earned Second Team All-American (UPI and Scripps Howard) and Third Team All-American (AP) honors following his senior season, 1987-88. **David West** ('03), 2003 National Player of the Year, is the most decorated player in Xavier basketball history. West, who has played 14 NBA seasons and is currently playing his 15th NBA season for the Golden State Warriors, earned AP national honors in each of his final three seasons. He won his first NBA title last season with Golden State. **Brian Grant** ('94), a two-time MCC Player of the Year, is Xavier's highest-ever NBA Draft pick (8 in 1994) and played 13 NBA seasons. **Tyrone Hill** ('90), Xavier's all-time leading rebounder, was Xavier's first-ever NBA Draft "lottery pick" and played 14 NBA seasons.



0	
Larry Austin Jr.	2014-16
Lionel Chalmers	1999-04 [^]
Semaj Christon	2012-14
Dee Davis	2011-12
Tyrique Jones*	2016-17
1	
Josh Duncan	2004-08
Jalen Reynolds	2012-16 [^]
Jaison Williams	2001-02
2	
Landen Amos	2011-12
James Farr	2012-16
Adrion Graves	2006-08
Jordan Latham	2010-11
Brian Thornton	2003-06 [^]
3	
Ashanti Burgess	2015-16
Justin Cage	2003-07
O'Neil Cooper	2011-12
Kevin Frey	1998-02
Quentin Goodin*	2016-17
Jim Kartholl	1947-50
Pat Kelsey	1995-98

Brandon Randolph	2013-15
Tom Simms	1950-51
Joe Schuessler	2012-13
Brian Walsh	2008-10 [^]
John Wiethe	1933-34
4	
Charles Bronson	2007-08
Lenny Brown	1995-99
Ducky Castelle	1959-60
James Coleman	1932-33
Jerry Helmers #	1969-70
David Hils	1950-52
Kenny Jordan	1933-34
Mike Kelsey #	1968-69
Joe McNeil	1962-65
Art Morthorst	1946-50
Tim O'Connell	1965-68
Churchill Odia	2004-05
Edmond Sumner	2014-17 [^]
Travis Taylor	2011-13
5	
Richard Berning	1950-52
Trevon Bluiett*	2014-17
Derrick Brown	2005-09 [^]
Ducky Castelle #	1959-60

Steve Drew	1982-84
Chris Hall #	1968-70
John Koprowski	1935-36
Joe McNeil #	1962-65
Khalil Nixon	2000-01
Tim O'Connell #	1965-68
Mark Poynter	1989-93
Andre Smith	1994-96 [^]
Bill Steenken	1945-49
Kyle Taylor	1986-87
Dezmine Wells	2011-12
6	
Bill Hoffer	1948-51
7	
Jim Boothe	1954-56
Dick McQuade	1946-50
Richard Pohlkamp	1950-51
8	
Bob Alston	1946-50
9	
Joseph Mueller	1950-51
William Nixon	1949-50
Hal Pennington	1933-34

John "Sock" Wiethe	1932-33
10	
Remy Abell	2014-16
Doug Alt	1969-72
Joe Bowman	1984-86
Chick Boxwell	1947-51
Victor Fleming	1980-84
Chris Hall	1967-68
Ricky Jannott	1959-60
Dave Lynch	1966-67
Mark Lyons	2008-12 [^]
Leo McDermott	1960-62
David Payton	1975-79
Jim Rippe	1972-75
Romain Sato	2000-04
Leighton Schrand*	2016-17
Steve Thomas	1962-66
Jamal Walker	1987-91
John Zeides	1968-69
11	
Malcolm Bernard	2016-17
Ed Bismeyer	1946-48
Jay Canty	2010-11
Dee Davis	2012-15
Norman Grevey	1949-51

Chris Hall #	1967-68
Ricky Jannott #	1959-60
Stan Kimbrough	1985-89 [^]
Dave Lynch #	1966-67
Leo McDermott #	1960-62
Steve Poppe #	1968-70
B.J. Raymond	2005-09
Angelo Smith	2002-04
Steve Thomas #	1962-66

12	
Cullen Barr	2016-17
Mike Cobb	1985-86
Darnell Dawson	1973-74
Dedrick Finn	2002-06
Steve Gentry	1990-94 [^]
Dale Haarman	1975-77
Richard Korb	1948-51
Gary Lumpkin	1995-99
Gary Massa	1977-81
Rich Piontek	1959-60
Ricky Reder	1968-70
Brad Redford	2008-13 [^]
Franny Stahl	1955-56
Conny Warren	1970-73

13	
Stephen Duckett	2007-09
Chris Hall	1968-70
Kevin Feeney	2009-11
Makindé London	2014-16 [^]
Tommy Malone	1958-59
Brandon McIntosh	1998-99 [^]
Malcolm McMullen	1947-49
Bob Petroski	1970-72
Rich Pionek #	1959-60
Dave Young	1999-03 [^]

14	
Walt Corbean	1985-88
Robert Dean	1948-51
Fred Foster	1962-63
Al Gundrum	1959-60
Eric Knop	1989-93
Dave Lynch	1964-66
Thomas Malone	1961-62
Johnny Mazza	2009-11
John McCreary	1932-34
Frank Tartaron	1955-56
Nate Turner	1996-98
Tim Whelan	2012-14
Bryan Williams	1963-64
Johnny Wolf	2005-07

15	
Sherwin Anderson	1993-97
Myles Davis	2012-16 [^]

Justin Doellman	2003-07
Greg Dougan	2011-12
Ted Duggins	1978-79
Fred Foster #	1962-63
Al Gundrum #	1959-60
Jerry Helmers	1969-72
Mike Kelsey	1968-69
Ralph Lee	1982-86
Dave Lynch #	1964-66
Thomas Malone #	1961-62
Maurice McAfee	1997-01
Bob McQuade	1945-46
Steve Penhorwood	1972-74
Hal Pennington	1932-33
Sydney Raeford	1988-90
Terry Sain	1976-78
Dick Schneider	1953-56
Andrew Taylor	2007-11 [^]
Bryan Williams #	1963-64
Mark Wilson	1974-76

16	
William Cady	1948-51
Frank Mercurio	1932-33
Hank Schmidt	1954-56

17	
John Albrinck	1954-56
Dan Corbett	1932-33
Richard Korb	1946-48
John Maher	1934-35
Gene Smith	1949-51
Lou Walther	1948-49
18	
Kenny Jordan	1932-33
Dave Piontek	1954-56
Cliff Wilke	1949-50

19	
Huck Budde	1950-51
Chuck Hoffmann	1954-55
Tony Olberding	1955-56

20	
C.J. Anderson	2007-09
Alex Bergen	2015-17
Phil Bucklew	1934-35
John Collins	1950-51
Michael Davenport	1987-91
Joseph Geiger	1961-64
Jim Hengehold	1964-67
Dupree Lucas	2004-05
Justin Martin	2010-14 [^]
Paul Matson	1970-73
Stan McCoy	1973-77
Brandon McIntosh	1999-01

Bill Middendorf	1959-60
Ben Monhollen	1960-61
Ricky Reder	1967-68
Joe Rey	1992-93
Richard Roberts	1936-37
Harry Russ	1937-38
Joe Schoenfeld	1977-81
Mark Smydra	1995-96
James Vaughan #	1939-40
Lou Vonderbrink	1974-76
Kelly Williamson	1985-87

21	
Pete Accetta	1972-75
Rusty Blossom	1969-72
Jerry Butler	1986-90
Anthony Coleman	2000-03 [^]
Boubacar Coly	2003-06 [^]
William Donovan	1950-51
Larry Foley	1941-42
William Gates #	1939-40
Joe Geiger #	1961-64
Leroy Greenidge	1983-86
Jim Hengehold #	1964-67
Ricky Jannott	1957-59
T.J. (Tavares) Johnson	1994-98
Paul Jones	1981-83
Robert Krueer	1940-41
Chris Mack	1990-93 [^]
Bill Middendorf #	1959-60
Tom Mitchell	1952-55
Ben Monhollen #	1960-61
Ricky Reder#	1967-70
Jeff Robinson	2009-13
Tom Schlager	1968-69
Gene Smith	1951-52
Tim Stainbrook	2013-17
Ray Tomlin	1956-57
Keith Walker	1977-80
Nicholas Weiler	1937-39
Garry Whitfield	1975-77

22	
John Albrinck	1956-57
Landen Amos	2012-14
Perry Ashley	1968-70
Huck Budde	1951-53
Tim Chadwell	1979-80
Tim Deardorff	1972-73
Kaiser Gates*	2015-17
Jamie Gladden	1989-93
Brad Graff	1970-72
Albert Howe	1936-37
Andre Johnson	1999-02
Edward Kluska #	1939-40
Jamel McLean	2007-11 [^]
Bill Middendorf	1957-59


XAVIER MEN'S BASKETBALL ALL-TIME NUMBERS

Roy Neary	1937-39	Jim O'Connell	1954-56	Bob Quick #	1965-68	Ray Epton	1983-84	40				Ted Rombach	1965-66	
Ron Nicolai	1959-61	Joe Pangrazio #	1966-68	Harry Russ	1939-40	Albert Howe	1938-39	David Anderson	1979-81	Jim Douglas	1983-85	Tom Schlager	1966-68	
Mike Ramey	1985-89	Dave Plunkett	1972-75	Leo Sack	1933-36	Chuck Kirkhoff	1952-53	Jon Andre	1970-72	Jon Hanley	1979-83	Dwayne Wilson	1989-93	
Brandon Rice	2004-06	Dwayne Wilson	1988-89^	Terry Sillies #	1968-71	Joseph McDaniel #	1939-40	Mark Brinkman	1976-77	Bob Heim	1953-54			
Dick Schneider	1953-54	Steve Wolf	1980-83	Travis Taylor	2010-11^	Charley McEvoy	1937-38	Dexter Campbell	1984-88	Griffin McKenzie	2010-12	53		
23				Ed Tepe #	1959-61	Paul Perrine	1940-41	Denny Crane	1964-66	Ron Nicolai	1958-59	Rusty Blossom #	1969-72	
Stu Courchaine	1955-58		26	John Thumann	1939-42	Frank Pinchback	1959-62	Darnell Dawson	1975-76	Fred O'Brien	1952-53	Jim Bothen #	1963-65	
Jeff Jenkins	1980-84	Phil Sheridan	1936-37	Marty Wolf	1975-78	Lloyd Price	1998-01	John Gorman	1963-64	Luther Rackley	1966-69	Ryan Caldwell	1999-03	
Edward Kluska	1937-39	John Sweeney	1937-39			Ralph Richter	1979-80	Robert Himmler	1939-42	Harry Rieckelman	1969-71	Jim Enright #	1959-63	
Byron Larkin	1984-88		27			Harry Russ	1939-40	Marcus Mason	1999-01	Ted Rombach	1963-65	Brad Noble	1982-85^	
Ron Nicolai #	1959-61	Donald Bailey	1936-37		32	Hank Stein	1956-59	Mike McMahon	1960-63	Mike Rotterman	1967-68	Jim Puthoff	1956-59	
Jay O'Hara	1942-43	Pat Donovan	1937-38		Jim Boothe	1956-57	Lou Vonderbrink	1953-54	Ken Meyer	1981-83	Pete Schmeling	1959-62	Ted Rombach #	1965-66
Charlie Phillips	1958-59	Robert Herfurt #	1939-40		Maurice Brantley	1990-92	Tyrice Walker	1990-94	George Miller	1973-75	Joe Sunderman	1975-79	Tom Schlager #	1966-69
Tom Simms	1951-53				Keenan Christiansen	2002-06	Jack Wambach	1963-66	Tom Rohling	1966-69	Dick Thies	1965-66		
Nicholas Weiler #	1939-40		28		Kevin Coker	2012-16	John Zeides	1966-68	DeWaun Rose	1990-95	Aaron Turner	1998-00^	54	
			Donald Caroll	1937-39	Broderick Dow	1977-81			Matt Stainbrook	2012-15^	Gerry Wessels	1957-58	Tom Compton	2000-04
			Joe Kruse	1934-37	Bill Ferguson	1935-36	35		Matt Terpening	1996-98	Aaron Williams	1989-93	Jay Eck	1970-73
			Bert Robben #	1939-40	Kenny Frease	2008-12	Doug Alt #	1969-72	Keith Walker	1976-77	Tilt Willis	1971-73	Chuck Kromer	1968-70
			James Vaughan	1940-42	Albert Geselbacht	1937-40	Dexter Bailey	1980-84					James Lacey	1965-67
					Gary Holle	1972-73	Jim Bothen #	1962-65	41		45		John Miller	1976-77
					George Hollenstein	1960-63	Don Darby	1968-70	Tom Binegar #	1969-70	James Baronas	1998-02	Sean O'Mara*	2014-17
			29		Paul Kobussen	1967-68	Anthony Espelage	1945-47	Denny Crane #	1964-66	Luther Rackley #	1966-69	Mike Plunkett	1973-76
			Bill Ferguson	1936-37	John Macel	1964-67	Bob Fullarton	1970-73	John Gorman #	1963-64	Harry Rieckelman #	1969-71	Tony Roehrich	1977-79
			Russ Sweeney	1935-36	Mike McCall	1973-77	RaShid Gaston	2016-17	Robert Heiny	1945-47	Ted Rombach #	1963-65	John Stasio	1962-65
			John Thumann #	1939-40	Charlie Phillips	1959-60	Anthony Hubbard	1973-77	Paul Margerum	1951-54	Mike Rotterman #	1967-68	Larry Sykes	1991-95
					Dave Piontek	1953-54	Bob King	1977-80	Mike McMahon #	1960-63	Pete Schmeling #	1959-62	Jack Thobe	1959-62
			30		Jim Renforth	1986-90^	Jim Kromer	1993-97^	James Posey	1995-99^	Dick Thies #	1965-66	Andre Walker	2011-12
			Donald Donovan	1945-47	Bert Robben	1939-42	Frank Pinchback #	1959-62	Jerry Quinlan	1940-42	Kevin Waymire	2004-07		
			Anthony Hicks	1979-83	Russ Sweeney	1933-35	Pete Sears	1993-95	Tom Rohling #	1966-69			55	
			Albert Howe	1937-38	Darnell Williams	1995-00^	Erik Stenger	2011-14^	Adam Simons	2005-07	50		Reggie Butler	1996-01^
			John Koprowski	1936-37			Tom St. John	1952-53	Joe Viviano	1956-59	Torrays Braggs	1996-98	Jordan Crawford	2008-10^
			Pius Litzinger	1938-39	33		Desmond Walker	1998-99			Mark Brinkman	1975-76	Eddie Johnson	1981-86^
			Jeff Massey	1993-95	Brandon Cole	2002-07^	Jack Wambach #	1963-66			Don Darby	1967-68	Paul Kobussen #	1967-68
			Joseph McDaniel	1939-40	Jim Dentinger	1956-59	John Zeides #	1966-69	42		Tom Dee	1976-78	Bob Koester	1986-90
			Ray Mueller	1961-63	Scotty Franklin	1971-74			Tom Binegar	1969-72	Andy Donnelly	1984-86	Chuck Kromer #	1968-70
			Robert Mulligan	1940-42	Brian Grant	1990-94			Ben Cooper	1963-66	Erik Edwards	1990-94	James Lacey #	1965-67
			Colin Parker	1987-91	George Hollenstein #	1960-63			Matt DeBoor	1951-54	Jerry Foley	1972-75	J.P. Macura*	2014-17
			Bob Quick	1965-68	Joe Hughes	2007-11	36		Gary Deidrick	1972-75	John Gorman	1965-67	John Stasio #	1962-65
			Ed Tepe	1959-61	Pius Litzinger #	1939-40	Bob Benjamin	1945-48	Corny Freeman	1956-58	Robert Pelkington	1961-64	Jack Thobe #	1959-62
			Bill Tepe	1934-36	John Macel #	1964-67	William Gates	1939-41	Walt Gorka	1966-68	Ralph Richter	1978-79		
			David West	1999-03	Jack MacKenna	1934-35	Jack Steenken	1941-42	Tyrone Hill	1986-90	Terry Sillies	1968-71	*Current player	
					Walter McBride	1982-86			Billy Kirvin	1959-62	Tom Skaleski	1971-72	# Worn as away jersey	
			31		Terrance Payne	1994-98^	37		John Shimko	1980-84	Bryan Williams	1964-66	^ Redshirted 1 or more years	
			Reggie Bell	1986-87	Jim Phelan	1951-53	Ed Bissmeyer	1945-46	Steve Spivery	1976-79				
			Don Bolton	1945-48	Charlie Phillips #	1959-60	Edward Kluska	1939-40	Ed Tepe	1958-59	51			
			Ducky Castelle	1957-59	Steve Poppe	1968-71	Robert Kruer	1941-42			Don Darby#	1967-70		
			Tim Chadwell	1978-79	Derek Strong	1987-90	Charley McEvoy	1935-36	43		John Gorman #	1965-67		
			Obi Harris	1998-00	John Tetens	1940-42			Perry Ashley #	1968-70	Robert Pelkington #	1961-64		
			Bob Heim	1951-53	Archie Walker	1975-80	38		Tyson Brit	1993-96	Bryan Williams #	1964-66		
			Joe Gromada #	1968-71	Nicholas Weiler	1939-40	Stan Ense	1940-42	Ben Cooper #	1963-66				
			Jim Haffner #	1959-61	Andy Witte	1981-82	Al Geselbacht	1939-40	Walt Gorka #	1966-68				
			Michael Hawkins	1991-95					Chuck Hofmann	1952-54	52			
			Tom Hext #	1964-66					Leo McDermott	1962-63	Jim Bothen	1963-65		
			Robert Himmler #	1939-40	34				John Kirvin #	1959-62	Will Caudle	2001-06^		
			Danté Jackson	2007-11	Jim Bothen	1962-63			Leo McDermott #	1962-63	Jim Enright	1959-63		
			Keith Jackson	2001-05	Maurice Brantley	1989-90			Tony Olberding	1956-58	Jim Haffner	1957-59		
			Leo Murray	1995-97	Stanley Burrell	2004-08					Tu Holloway	2008-12		
					Kevin Carr	1994-97^					Rich Piontek	1957-60		

INDIVIDUAL RECORDS

Most Points		
Game	50	Steve Thomas (vs. Detroit) -----1-6-64
	47	David West (vs. Dayton)-----2-8-03
	45	Byron Larkin (vs. Loyola of Chicago)-----2-28-86
	45	Steve Thomas (vs. Cincinnati)-----3-4-64
	45	Gene Smith (vs. Georgetown, Ky.) -----1-12-52
Season	792	Byron Larkin-----1986-87
	779	Steve Thomas-----1963-64
	758	Byron Larkin-----1987-88
Career	2,696	Byron Larkin-----1984-88
	2,132	David West-----1999-2003
	2,005	Romain Sato-----2000-04
	2,003	Tyrone Hill-----1986-90
	1,885	Lenny Brown-----1995-99
Highest Point Average		
Season	30.0	Steve Thomas-----1963-64
	*28.9	Steve Thomas-----1964-65
	25.3	Byron Larkin-----1987-88
Career	23.6	Steve Thomas-----1962-66
	22.3	Byron Larkin-----1984-88
	21.0	Bob Quick-----1965-68
*Not official record since he played only 14 games.		
Most Points in a Game at Cintas Center		
	47	David West (vs. Dayton)-----2-8-03
Most Points in a Game Away From Home		
	45	Byron Larkin (vs. Loyola of Chicago)-----2-28-86
Most Rebounds		
Game	31	Bob Pelkington (vs. St. Francis Pa.) -----2-18-64
	28	Corny Freeman (three times) -----1956-57
Season	*567	Bob Pelkington-----1963-64
	*526	Corny Freeman-----1956-57
	454	Bob Pelkington-----1962-63
*Indicates led nation in rebounding.		
Career	1,380	Tyrone Hill-----1986-90
	1,325	Bob Pelkington-----1961-64
	1,308	David West-----1999-2003
	1,080	Brian Grant-----1990-94
Highest Rebound Average		
Season	*21.8	Bob Pelkington-----1963-64
	*18.8	Corny Freeman-----1956-57
	16.2	Bob Pelkington-----1962-63
*Indicates led nation in rebounding.		
Career	16.6	Bob Pelkington-----1961-64
	12.7	Luther Rackley-----1966-69
	12.1	Dave Piontek-----1953-56
	12.0	Bob Quick-----1965-68
Most Assists		
Game	18	Keith Walker (vs. Detroit)-----2-7-80
	15	Dee Davis (vs. Providence College)-----2-7-15
	15	Dee Davis (vs. Fairleigh Dickinson)-----11-9-12
	15	Tu Holloway (vs. La Salle)-----2-22-11
	15	Ralph Lee (vs. Loyola of Chicago)-----2-28-86
	15	Dave Lynch (vs. St. Francis, Pa.) -----1-15-66
Season	251	Ralph Lee-----1985-86
	221	Dee Davis-----2014-15
	199	Ralph Lee-----1984-85
Career	699	Ralph Lee-----1982-86
	639	Jamal Walker-----1987-91
	550	Tu Holloway-----2008-12
	496	Keith Walker-----1976-80
Most Steals		
Game	9	James Posey (vs. Fordham)-----1-10-98
	8	Jamal Walker (vs. Fordham)-----1-5-91
	8	Stan Kimbrough (vs. Louisville)-----11-18-88
	8	Anthony Hicks (vs. Butler)-----2-2-82
	8	Keith Walker (vs. Valparaiso)-----2-17-79
Season	102	James Posey-----1998-99
	81	Lenny Brown-----1997-98
	79	Nick Daniels-----1977-78
	69	Stan Kimbrough-----1988-89
	63	James Posey-----1997-98
	63	Byron Larkin-----1987-88
	62	Lenny Brown-----1996-97
	62	Lenny Brown-----1998-99
Career	242	Lenny Brown-----1995-99
	226	Anthony Hicks-----1979-83
	214	James Posey-----1996-99
	202	Nick Daniels-----1975-79

Most Blocks		
Game	8	David West (vs. Coastal Carolina)-----11-17-01
	7	David West (at Rhode Island)-----1-23-02
	7	David West (at La Salle)-----2-25-01
	7	Dave Payton (vs. Southwestern of Memphis)-----2-26-78
	7	Aaron Williams (vs. Loyola of Chicago)-----2-6-90
	6	Travis Taylor (vs. Saint Louis)-----3-6-13
	6	David West (vs. George Washington)-----2-3-01
	6	Reggie Butler (vs. Eastern Kentucky)-----11-22-00
	6	Aaron Williams (vs. Mt. St. Mary's)-----11-24-90
	6	Brian Grant (vs. George Washington)-----2-12-94
	6	James Posey (vs. Temple)-----2-14-99
Season	80	David West-----2001-02
	61	David West-----2000-01
	57	Aaron Williams-----1990-91
	57	Aaron Williams-----1991-92
	55	Aaron Williams-----1992-93
Career	228	David West-----1999-2003
	197	Aaron Williams-----1989-93
	140	Justin Doellman-----2003-07
	130	Kenny Frease-----2008-12
	127	Jason Love-----2006-10
	127	Brian Grant-----1990-94
Most Field Goal Attempts		
Game	34	Steve Thomas (vs. Detroit)-----1-6-64
Season	637	Steve Thomas-----1963-64
Career	1,949	Byron Larkin-----1984-88
Most Field Goals Made		
Game	18	Steve Thomas (vs. Detroit)-----1-6-64
Season	302	Steve Thomas-----1963-64
Career	1,022	Byron Larkin-----1984-88
Highest Field Goal Percentage		
Season	.654	Brian Grant (223-341)-----1992-93
Career (2 years)	.619	Brian Thornton-----2004-06
Career (3 or 4 years)	.594	Brian Grant-----1990-94
Most 3-Pt. Field Goals Made		
Game	9	Trevon Bluiett (vs. Cincinnati)-----1-26-17
	9	Romain Sato (vs. Rhode Island)-----2-15-03
	8	Romain Sato (at Rhode Island)-----1-13-01
	7	Brad Redford (vs. George Washington)-----1-12-13
	7	B.J. Raymond (vs. Auburn)-----12-3-08
	7	Drew Lavender (vs. Charlotte)-----2-3-07
	7	Lionel Chalmers (vs. Fordham)-----2-7-04
	7	Romain Sato (vs. Duquesne)-----1-30-02
	7	Maurice McAfee (vs. St. Bona in A-10 Trn.)-----3-9-00
	7	Jamie Gladden (vs. Wichita State)-----12-30-92
	7	Jamie Gladden (vs. Cincinnati)-----1-27-93
Season	104	Lenny Brown-----1998-99
	101	Lionel Chalmers-----2003-04
Career	307	Romain Sato-----2000-04
	236	Lenny Brown-----1995-99
	235	Lionel Chalmers-----2000-04
Most 3-Pt. Field Goal Attempts		
Game	16	Romain Sato (vs. Rhode Island)-----2-15-03
	15	Jeff Massey (vs. La Salle)-----1-14-95
	15	Jamie Gladden (vs. Butler)-----3-7-92
Season	263	Lenny Brown-----1998-99
Career	836	Romain Sato-----2000-04
	646	Lenny Brown-----1995-99
Highest 3-Pt. Field Goal Percentage (4 Att. Min.)		
Game	1.000	Drew Lavender (5-5 at St. Bonaventure)-----1-24-07
	1.000	Josh Duncan (5-5 at Charlotte)-----2-13-08
	1.000	Dee Davis (5-5 at Cincinnati)-----2-18-14
Season	.465	Brad Redford (53-114)-----2008-09
Career	.435	Jamie Gladden (154-354)-----1989-93
Most Free Throw Attempts		
Game	24	Bob Quick (vs. Marquette)-----2-26-68
Season	270	Tu Holloway-----2010-11
Career	874	David West-----1999-2003
Most Free Throws Made		
Game	22	Bob Quick (vs. Marquette)-----2-26-68
Season	235	Tu Holloway-----2010-11
Career	675	Tu Holloway-----2008-12
	662	David West-----1999-2003
Highest Free Throw Percentage		
Game	1.000	Tu Holloway (17-17 at Richmond)-----1-29-11
Season	*.902	Joe Geiger (74-82)-----1961-62
Career	.852	Tu Holloway (675-792)-----2008-12
*Indicates led nation in free throw percentage.		



Ralph Lee holds the school record for most assists in a career (699) and the top two single season totals in school history, including a school record 251 in his senior season of 1985-86. Lee is seen here dribbling up court with the old red, white and blue National Invitation Tournament basketball used during the 1984 NIT games at Cincinnati Gardens. XU defeated Ohio State and Nebraska in 1984 at Cincinnati Gardens to advance to the NIT Quarterfinals.

Most Wins			
Career	108	Jason Love	2006-10
	107	Dante' Jackson & Joe Hughes	2007-11
Most Personal Fouls			
Season	123	James Posey	1998-99
Career	419	Tyrone Hill	1986-90
Most Games Played			
	137	Dante' Jackson	2007-11
	137	B.J. Raymond	2005-09
	137	Kenny Frease	2008-12
	134	Tu Holloway	2008-12
	132	Dee Davis	2011-15
	132	Brad Redford	2008-13
	132	Stanley Burrell	2004-08
	132	Justin Doellman	2003-07
	131	Justin Cage	2003-07
	130	Kevin Frey	1998-2002
	130	Romain Sato	2000-04
	128	Josh Duncan	2004-08
	126	Jason Love	2006-10
	126	David West	1999-2003
	126	Tyrone Hill	1986-90
	126	Maurice McAfee	1997-01
Most Starts			
Career	130	Romain Sato	2000-04
	126	David West	1999-2003
Most Consecutive Starts			
Career	130	Romain Sato	2000-04
	126	David West	1999-2003
Most Starts as a Freshman			
	33	David West	1999-2000
Most Double-Doubles in Scoring-Rebounding			
Season	24	Tyrone Hill	1989-90
	22	David West	2002-03
	20	David West	2000-01
	20	Tyrone Hill	1988-89
Career	68	David West	1999-2003
	64	Tyrone Hill	1986-90
Most Consecutive Games with a Double-Double in Scoring-Rebounding			
	10	Tyrone Hill	Jan.18-Feb. 22, 1990
	10	David West	Jan. 7-Feb. 15, 2003
Most Games Scoring in Double Figures			
Season	34	Jordan Crawford	2009-10
	33	Trevon Bluiett	2016-17
	33	Romain Sato	2003-04
Career	117	Byron Larkin	1984-88
Most Consecutive Games Scoring in Double Figures			
	78	Byron Larkin	1986-88
	56	David West	1999-2003
	42	Stan Kimbrough	1986-89
Most Career 20-Point Plus Games			
	83	Byron Larkin	1984-88
Most Seasons as Team's Leading Scorer			
	4	Byron Larkin	1984-88
Most Seasons as Team's Leading Rebounder			
	4	David West	1999-2003
	4	Brian Grant	1990-94
	4	Tyrone Hill	1986-90
Most Consecutive Field Goals Made			
	16	Josh Duncan	2007-08
Most Consecutive Free Throws Made			
	31	Romain Sato	2003-04
	31	James Posey	1998-99
	30	Bill Kirvin	1959-60
	27	Tu Holloway	2008-09

Bill Kirvin, a member of the Xavier Athletic Hall of Fame, earned a reputation as one of the nation's best free throw shooters. His school record streak of 30 straight free throws made stood for almost 40 years.



SINGLE GAME INDIVIDUAL RECORDS BY CLASS

POINTS

FRESHMAN:
35, **Darnell Williams**
vs. Duquesne (2-24-96)
32, **Stanley Burrell**
at Duquesne (2-13-05)
31, **Romain Sato**
at Rhode Island (1-13-01)

SOPHOMORE:
45, **Byron Larkin**
vs. Loyola (Chicago) (2-28-86)
34, **Romain Sato**
vs. George Washington (2-14-02)
34, **Jerry Helmers**
vs. Niagara (12-23-69)
Tim O'Connell
at Memphis State (1-29-66)
Steve Thomas
vs. St. Bonaventure (3-9-63)

JUNIOR:
50, **Steve Thomas**
vs. Detroit (1-6-64)
45, **Steve Thomas**
vs. Cincinnati (3-4-64)

SENIOR:
47, **David West**
vs. Dayton (2-8-03)
45, **Gene Smith**
vs. Georgetown (KY) (12-4-52)
41, **Steve Thomas**
vs. St. Bonaventure (12-23-64)

REBOUNDS

FRESHMAN:
16, **Jalen Reynolds**
vs. St. John's at MSG (2-25-14)
Derrick Brown
vs. BYU (3-15-07)
Brian Grant
vs. Butler (2-12-91)
Romain Sato
vs. Samford (11-28-00)

SOPHOMORE:
28, **Corny Freeman**
vs. Minnesota (12-27-56)
vs. Loyola (MD) (1-31-57)
at W. Kentucky (2-27-57)

JUNIOR:
24, **Bob Pelkington**
vs. Gannon (12-12-62)
23, **Tyrone Hill**
vs. Loyola (Chicago) (2-9-89)
Bob Pelkington
at Marquette (1-12-63)

SENIOR:
31, **Bob Pelkington**
vs. St. Francis, (PA) (2-18-64)
30, **Bob Pelkington**
vs. Canisius (1-28-64)

ASSISTS

FRESHMAN:
11, **Dedrick Finn**
vs. Rhode Island (2-15-03)
Michael Hawkins
vs. Fordham (2-26-92)

SOPHOMORE:
15, **Dee Davis**
vs. Fairleigh Dickinson (11-9-12)
12, **Jamal Walker**
vs. Valparaiso (1-7-89)
Keith Walker
vs. Valparaiso (2-18-78)

JUNIOR:
15, **Tu Holloway**
vs. La Salle (2-22-11)
Dave Lynch
vs. St. Francis (PA) (1-15-66)

SENIOR:
18, **Keith Walker**
vs. Detroit (2-7-80)
15, **Dee Davis**
vs. Providence (2-7-15)

STEALS

FRESHMAN:
6, **Brian Grant**
vs. Marquette (2-7-91)
David West
vs. St. Mary's (12-21-99)
Lionel Chalmers
vs. Miami (11-18-00)

SOPHOMORE:
6, **Anthony Hicks**
vs. Union (12-1-80)

JUNIOR:
9, **James Posey**
vs. Fordham (1-10-98)

SENIOR:
8, **Stan Kimbrough**
vs. Louisville (11-18-88)
Jamal Walker
vs. Fordham (1-5-91)

BLOCKED SHOTS

FRESHMAN:
7, **Aaron Williams**
vs. Loyola Chicago (2-6-90)


SOPHOMORE:
7, **David West**
at La Salle (2-15-01)
6, **Aaron Williams**
vs. Mount St. Mary's (11-24-90)
David West
vs. George Washington (2-3-01)

JUNIOR:
8, **David West**
vs. Coastal Carolina (11-17-01)
7, **David West**
at Rhode Island (1-23-02)
Dave Payton
vs. SW of Memphis (2-26-78)

BLOCKED SHOTS

SENIOR:
6, **Travis Taylor**
vs. Saint Louis (3-6-13)
6, **Brian Grant**
vs. George Washington (2-12-94)
James Posey
vs. Temple (2-14-99)

Reggie Butler
vs. Eastern Kentucky (11-22-00)
Jason Love
vs. Dayton (1-16-10)
Kenny Frease
vs. IPFW (11-15-11)



Byron Larkin, Xavier's all-time leading scorer and one of the top 25 scorers in NCAA Division I history, scored a Xavier sophomore record 45 points in a win over Loyola of Chicago in the 1986 MCC Tournament. Larkin, who is in his 20th season as a member of the XU radio broadcast team, led Xavier to its first-ever NCAA Tournament victory with a win over Missouri in the 1987 first round.

SCORING RECORDS

SEASON	SCORING LEADER	G	FG (3)	FT	TP	AVG.
2016-17	Trevon Bluiett, G	36	212 (91)	150	665	18.5
2015-16	Trevon Bluiett, G	34	170 (78)	94	512	15.1
2014-15	Matt Stainbrook, C	37	173 (1)	107	454	12.3
2013-14	Semaj Christon, G	34	201 (19)	157	578	17.0
2012-13	Semaj Christon, G	30	162 (7)	125	456	15.2
2011-12	Tu Holloway, G	34	166 (45)	218	595	17.5
2010-11	Tu Holloway, G	32	168 (60)	235	631	19.7
2009-10	Jordan Crawford, G	35	260 (79)	119	718	20.5
2008-09	B.J. Raymond, G	35	167 (84)	76	494	14.1
2007-08	Josh Duncan, F	37	141 (55)	122	459	12.4
2006-07	Justin Doellman, F	34	164 (42)	95	465	13.7
2005-06	Stanley Burrell, G	32	165 (69)	61	460	14.4
	*Brian Thornton, F	21	114 (0)	94	322	15.3
2004-05	Stanley Burrell, G	29	126 (61)	56	369	12.7
2003-04	Lionel Chalmers, G	37	204 (101)	105	614	16.6
2002-03	David West, F	32	213 (9)	209	644	20.1
2001-02	David West, F	32	196 (9)	185	586	18.3
2000-01	David West, F	29	174 (0)	168	516	17.8
1999-00	Maurice McAfee, G	33	155 (89)	98	497	15.1
1998-99	Lenny Brown, G	36	229 (104)	91	653	18.1
1997-98	Darnell Williams, G-F	28	184 (39)	78	485	17.3
1996-97	Lenny Brown, G	29	160 (56)	77	453	15.6
1995-96	Lenny Brown, G	27	111 (28)	88	338	12.5
1994-95	Jeff Massey, G	28	188 (77)	77	530	18.9
1993-94	Brian Grant, C	29	181 (1)	122	485	16.7
1992-93	Brian Grant, C	30	223 (0)	110	556	18.5
1991-92	Jamie Gladden, G	27	201 (50)	73	525	19.4
1990-91	Jamie Gladden, G	32	190 (35)	71	486	15.2
1989-90	Tyrone Hill, F	32	250 (0)	146	646	20.2
1988-89	Tyrone Hill, F	33	235 (0)	155	625	18.9
1987-88	Byron Larkin, G	30	296 (19)	147	758	25.3
1986-87	Byron Larkin, G	32	278 (32)	204	792	24.8
1985-86	Byron Larkin, G	30	261	132	654	21.8
1984-85	Byron Larkin, G	29	187	118	492	17.0
1983-84	Jeff Jenkins, C-F	33	223	115	561	17.0
1982-83	Anthony Hicks, G	30	171	106	448	14.9
1981-82	Anthony Hicks, G	28	226	120	572	20.4
1980-81	Anthony Hicks, G	27	183	85	451	16.7
1979-80	Jon Hanley, F	24	187	68	442	18.4
1978-79	Nick Daniels, G	27	239	95	573	21.2
1977-78	Nick Daniels, G	27	191	68	450	16.7
1976-77	Dale Haarman, F	27	137	85	359	13.3
1975-76	Garry Whitfield, G	26	151	122	424	16.3
1974-75	Mike Plunkett, F	26	172	70	414	15.9
1973-74	Mike Plunkett, F	26	148	68	364	14.0
1972-73	Conny Warren, C-F	26	158	74	390	15.0
1971-72	Bob Fullarton, C	26	149	87	385	14.8
1970-71	Jerry Helmers, F	26	190	125	505	19.4
1969-70	Jerry Helmers, F	24	161	99	421	17.5
1968-69	Luther Rackley, C	26	169	117	455	17.5
1967-68	Bob Quick, F	26	218	179	615	23.7
1966-67	Bob Quick, F	26	181	140	502	19.3
1965-66	Bob Quick, F	26	205	109	519	20.0
1964-65	Bryan Williams, F	24	133	95	344	14.3
	*Steve Thomas, G	14	166	73	405	28.9
1963-64	Steve Thomas, G	26	302	175	779	30.0
1962-63	Steve Thomas, G	28	180	91	451	16.1
1961-62	Jack Thobe, C-F	26	152	75	379	14.6
1960-61	Jack Thobe, C-F	25	177	84	438	17.5
1959-60	Jack Thobe, C-F	26	203	73	479	18.4
1958-59	Joe Viviano, F	25	162	101	425	17.0
1957-58	Joe Viviano, F	30	211	122	544	18.1
1956-57	Corny Freeman, C-F	28	156	122	434	15.5
1955-56	Jim Boothe, G	28	158	146	462	16.5
1954-55	Dave Piontek, C	26	156	127	439	16.9
1953-54	Dave Piontek, C	30	157	124	438	14.6
1952-53	Huck Budde, F	23	174	153	501	21.8
1951-52	Gene Smith, C	24	195	105	495	20.6
1950-51	Gene Smith, C	26	143	75	361	13.9
1949-50	Gene Smith, C	16	104	45	253	15.8
1948-49	Malcolm McMullen, C	26	125	61	311	12.0
1947-48	Art Morthorst, F	32	137	49	323	10.1

* Had the team's top scoring average but did not play in 75 percent of the games

"TOP 25" SINGLE SEASON SCORING TOTALS

PLAYER, POSITION	YEAR	G	FGM (3)	FTM	TP	AVG.
1. Byron Larkin, G	86-87	32	278 (32)	204	792	24.8
2. Steve Thomas, G	63-64	26	302	175	779	30.0
3. Byron Larkin, G	87-88	30	296 (19)	147	758	25.3
4. Jordan Crawford, G	09-10	35	260 (79)	119	718	20.5
5. Trevon Bluiett, G	16-17	36	212 (91)	150	665	18.5
6. Byron Larkin, G	85-86	30	261	132	654	21.8
7. Lenny Brown, G	98-99	36	229 (104)	91	653	18.1
8. Tyrone Hill, F	89-90	32	250	146	646	20.2
9. David West, F	02-03	32	213 (9)	209	644	20.1
10. Tu Holloway, G	10-11	32	168 (60)	235	631	19.7
11. Tyrone Hill, F	88-89	33	235	155	625	18.9
12. Stan Kimbrough, G	88-89	33	234 (70)	82	620	18.8
13. Bob Quick, F	67-68	26	218	179	615	23.7
14. Lionel Chalmers, G	03-04	37	20 (101)	105	614	16.6
15. James Posey, F	98-99	36	191 (48)	179	609	16.9
16. Romain Sato, G	03-04	37	179 (75)	170	603	16.3
17. Tu Holloway, G	11-12	34	166 (45)	218	595	17.5
18. David West, F-C	01-02	32	196 (9)	185	586	18.3
19. Romain Sato, F	02-03	32	182 (84)	131	579	18.1
20. Semaj Christon, G	13-14	34	201 (19)	157	578	17.0
21. Nick Daniels, G	78-79	28	239	95	573	21.2
22. Anthony Hicks, G	81-82	28	226	120	572	20.4
23. Jeff Jenkins, C-F	83-84	33	223	115	561	17.0
24. Brian Grant, C	92-93	30	223 (0)	110	556	18.5
25. J.P. Macura	16-17	38	179 (64)	124	546	14.4

LEADING SCORERS BY CLASS

FRESHMEN

BY TOTAL

Byron Larkin (84-85) 492
 Semaj Christon (12-13) 456
 Trevon Bluiett (14-15) 408
 Gary Massa (77-78) 391

BY AVERAGE

Byron Larkin (84-85) 17.0
 Semaj Christon (12-13) 15.2
 Nick Daniels (75-76) 15.0
 Gary Massa (77-78) 14.5

SOPHOMORES

BY TOTAL

Jordan Crawford (09-10) 718
 Byron Larkin (85-86) 654
 Semaj Christon (13-14) 578
 Bob Quick (65-66) 519

BY AVERAGE

Byron Larkin (85-86) 21.8
 Jordan Crawford (09-10) 20.5
 Bob Quick (65-66) 20.0
 Jack Thobe (59-60) 18.4

JUNIORS

BY TOTAL

Byron Larkin (86-87) 792
 Steve Thomas (63-64) 779
 Trevon Bluiett (16-17) 665
 Tu Holloway (10-11) 631

BY AVERAGE

Steve Thomas (63-64) 30.0
 Byron Larkin (86-87) 24.8
 Anthony Hicks (81-82) 20.4
 Tu Holloway (10-11) 19.7

SENIORS

BY TOTAL

Byron Larkin (87-88) 758
 Lenny Brown (98-99) 653
 Tyrone Hill (89-90) 646
 David West (02-03) 644

BY AVERAGE

Byron Larkin (87-88) 25.3
 Bob Quick (67-68) 23.7
 Huck Budde (52-53) 21.8
 Nick Daniels (78-79) 21.2



Steve Thomas, who scored a school-record 30.0 ppg. as a junior, scored a school-record 50 points in a 121-113 win over Detroit on January 6, 1964 in Schmidt Fieldhouse.

REBOUNDING RECORDS

SEASON	REBOUND LEADER	G	NO.	AVG.
2016-17	RaShid Gaston, F	38	225	5.9
2015-16	James Farr, F	34	266	7.8
2014-15	Matt Stainbrook, C	37	257	6.9
2013-14	Matt Stainbrook, C	33	244	7.4
2012-13	Travis Taylor, F	31	278	9.0
2011-12	Kenny Frease, C	36	219	6.1
2010-11	Jamel McLean, F	31	261	8.4
2009-10	Jason Love, F-C	35	305	8.7
2008-09	Derrick Brown, F	35	212	6.1
2007-08	Derrick Brown, F	37	242	6.5
2006-07	Justin Doellman, F	34	188	5.5
2005-06	Justin Doellman, F	32	215	6.7
2004-05	Justin Doellman, F	29	173	6.0
2003-04	Romain Sato, G	37	297	8.0
2002-03	David West, F	32	378	11.8
2001-02	David West, F	32	313	9.8
2000-01	David West, F	29	316	10.9
1999-00	David West, F	33	301	9.1
1998-99	James Posey, F	36	322	8.9
1997-98	James Posey, F	30	253	8.4
1996-97	James Posey, F	29	226	7.8
1995-96	T.J. Johnson, F	28	189	6.8
1994-95	Larry Sykes, C-F	27	291	10.8
1993-94	Brian Grant, C	29	287	9.9
1992-93	Brian Grant, C	30	283	9.4
1991-92	Brian Grant, C	26	237	9.1
1990-91	Brian Grant, C	32	273	8.5
1989-90	Tyrone Hill, F	32	402	12.6
1988-89	Tyrone Hill, F	33	403	12.2
1987-88	Tyrone Hill, F	30	314	10.5
1986-87	Tyrone Hill, F	31	261	8.4
1985-86	Eddie Johnson, C	30	202	6.7
1984-85	Walt McBride, G-F	29	159	5.5
1983-84	Dexter Bailey, F	33	192	5.8
1982-83	Dexter Bailey, F	29	194	6.7
1981-82	Dexter Bailey, F	28	211	7.5
1980-81	Dwight Hollins, F	28	139	5.0
1979-80	David Anderson, C	26	198	7.6
1978-79	Joe Sunderman, C	20	171	8.6
1977-78	Steve Spivery, F-C	26	209	8.0
1976-77	Steve Spivery, F-C	27	214	7.9
1975-76	Nick Daniels, G-F	26	185	7.1
	Dale Haarman, F	26	185	7.1
1974-75	Mike Plunkett, F	26	216	8.3
1973-74	Mike Plunkett, F	26	182	7.0
1972-73	Conny Warren, C-F	26	296	11.4
1971-72	Conny Warren, C-F	26	283	10.9
1970-71	Conny Warren, C-F	22	139	6.3
1969-70	Jerry Helmers, F	24	202	8.4
1968-69	Luther Rackley, C	26	363	14.0
1967-68	Bob Quick, F	26	365	14.0
1966-67	Luther Rackley, C	26	328	12.6
1965-66	Bob Quick, F	26	301	11.6
1964-65	Ben Cooper, C	16	209	13.1
1963-64	*Bob Pelkington, C	26	567	21.8
1962-63	Bob Pelkington, C	28	454	16.2
1961-62	Bob Pelkington, C	26	304	11.7
1960-61	Jack Thobe, C-F	25	267	10.7
1959-60	Jack Thobe, C-F	26	260	10.0
1958-59	Rich Piontek, F	19	200	10.5
1957-58	Joe Viviano, F	30	378	12.6
1956-57	*Corny Freeman, C-F	28	526	18.8
1955-56	Dave Piontek, C-F	26	399	15.3
1954-55	Dave Piontek, C-F	26	295	11.3
1953-54	Chuck Hofmann, C-F	30	331	11.0
1952-53	Huck Budde, F	23	233	10.1

*Led Nation

"TOP 25" SINGLE SEASON REBOUNDING LEADERS

PLAYER, POSITION	YEAR	G	REB.	AVG
1. Bob Pelkington, C *	63-64	26	567	21.8
2. Corny Freeman, C-F *	56-57	28	526	18.8
3. Bob Pelkington, C	62-63	28	454	16.2
4. Tyrone Hill, F	88-89	33	403	12.2
5. Tyrone Hill, F	89-90	32	402	12.6
6. Dave Piontek, C-F	55-56	26	399	15.3
7. David West, F	02-03	32	378	11.8
Joe Viviano, F	57-58	30	378	12.6
9. Bob Quick, F	67-68	26	365	14.0
10. Luther Rackley, C	68-69	26	363	14.0
11. Chuck Hofmann, C-F	53-54	30	331	11.0
12. Luther Rackley, C	66-67	26	328	12.6
Derek Strong, C	89-90	33	328	9.9
14. James Posey, F	98-99	36	322	8.9
15. David West, F	00-01	29	316	10.9
16. Tyrone Hill, F	87-88	30	314	10.5
17. David West, F-C	01-02	32	313	9.8
18. Jason Love, F-C	09-10	35	305	8.7
19. Bob Pelkington, C	61-62	26	304	11.7
20. Bob Quick, F	65-66	26	301	11.6
Dave Piontek, C-F	53-54	30	301	10.0
David West, F	99-00	33	301	9.1
23. Romain Sato, G	03-04	37	297	8.0
24. Conny Warren, C-F	72-73	26	296	11.4
25. Dave Piontek, C-F	54-55	26	295	11.3

*Led Nation

LEADING REBOUNDERS BY CLASS

FRESHMEN

BY TOTAL

David West (99-00) 301
Brian Grant (90-91) 273
Tyrone Hill (86-87) 261
Nick Daniels (75-76) 185

BY AVERAGE

David West (99-00) 9.1
Brian Grant (90-91) 8.5
Tyrone Hill (86-87) 8.4
Nick Daniels (75-76) 7.1

SOPHOMORES

BY TOTAL

Corny Freeman (56-57) 526
Luther Rackley (66-67) 328
David West (00-01) 316
Tyrone Hill (87-88) 314

BY AVERAGE

Corny Freeman (56-57) 18.8
Luther Rackley (66-67) 12.6
Bob Pelkington (61-62) 11.7
Bob Quick (65-66) 11.6

JUNIORS

BY TOTAL

Bob Pelkington (62-63) 454
Tyrone Hill (88-89) 403
Joe Viviano (57-58) 378
Chuck Hofmann (53-54) 331

BY AVERAGE

Bob Pelkington (62-63) 16.2
Joe Viviano (57-58) 12.6
Dave Piontek (54-55) 11.3
Chuck Hofmann (53-54) 11.0

SENIORS

BY TOTAL

Bob Pelkington (63-64) 567
Tyrone Hill (89-90) 402
Dave Piontek (55-56) 399
David West (02-03) 378

BY AVERAGE

Bob Pelkington (63-64) 21.8
Dave Piontek (55-56) 15.3
Bob Quick (67-68) 14.0
Luther Rackley (68-69) 14.0



Tyrone Hill, Xavier's all-time leading rebounder, led XU in rebounding for four straight seasons. He then went on to enjoy a 14-year NBA career.

TOP 20 REBOUND LEADERS (CAREER)

PLAYER, POSITION	G	NO.	AVG.	SEASONS
1. Tyrone Hill, F	126	1,380	11.0	1986-90
2. Bob Pelkington, C	80	1,325	16.6	1961-64
3. David West, F	126	1,308	10.4	1999-03
4. Brian Grant, C	117	1,080	9.2	1990-94
5. Dave Piontek, C-F	82	995	12.1	1953-56
6. Bob Quick, F	78	939	12.0	1965-68
7. Joe Viviano, F	83	906	10.9	1956-59
8. Romain Sato, G	130	892	6.9	2000-04
9. Derek Strong, C	96	805	8.4	1987-90
10. James Posey, F	95	801	8.4	1996-99
11. Luther Rackley, C	59	750	12.7	1966-69
12. Jason Love, F-C	126	734	5.8	2006-10
13. Dexter Bailey, F	118	730	6.2	1980-84
14. Kenny Frease, C	137	723	5.3	2008-12
15. Conny Warren, C-F	74	718	9.7	1970-73
Jack Thobe, C-F	77	718	9.3	1959-62
17. Aaron Williams	117	713	6.1	1989-93
18. Kevin Frey, F	130	710	5.5	1998-02
19. Justin Doellman, F	132	708	5.4	2003-07
20. Joe Geiger, F	77	681	8.8	1961-64

ASSIST RECORDS

SEASON	ASSIST LEADER	G	ASSISTS	AVG.
2016-17	Quentin Goodin, G	38	131	3.45
2015-16	Myles Davis, G	34	139	4.09
2014-15	Dee Davis, G	37	221	5.97
2013-14	Dee Davis, G	32	149	4.66
2012-13	Semaj Christon, G	30	139	4.63
2011-12	Tu Holloway, G	34	166	4.88
2010-11	Tu Holloway, G	32	174	5.44
2009-10	Tu Holloway, G	35	138	3.94
2008-09	Dante' Jackson, G	35	94	2.68
2007-08	Drew Lavender, G	36	162	4.50
2006-07	Drew Lavender, G	34	164	4.82
2005-06	Dedrick Finn, G	24	96	4.00
	Stanley Burrell, G	32	105	3.28
2004-05	Dedrick Finn, G	29	122	4.20
2003-04	Dedrick Finn, G	37	124	3.35
2002-03	Dedrick Finn, G	32	139	4.34
2001-02	Lionel Chalmers, G	32	134	4.19
2000-01	Maurice McAfee, G	29	139	4.79
1999-00	Maurice McAfee, G	33	138	4.18
1998-99	Gary Lumpkin, G	36	122	3.39
1997-98	Gary Lumpkin, G	30	134	4.47
1996-97	Gary Lumpkin, G	29	125	4.31
1995-96	Gary Lumpkin, G	28	89	3.18
1994-95	Michael Hawkins, G	28	162	5.79
1993-94	Steve Gentry, G	29	176	6.07
1992-93	Michael Hawkins, G	28	104	3.71
	Steve Gentry, G	30	110	3.67
1991-92	Michael Hawkins, G	27	118	4.37
1990-91	Jamal Walker, G	31	158	5.10
1989-90	Jamal Walker, G	33	196	5.94
1988-89	Jamal Walker, G	27	193	7.15
1987-88	Byron Larkin, G	30	143	4.77
1986-87	Byron Larkin, G	32	113	3.53
1985-86	Ralph Lee, G	30	251	8.37
1984-85	Ralph Lee, G	29	199	6.86
1983-84	Ralph Lee, G	33	162	4.91
1982-83	Anthony Hicks, G	30	121	4.03
1981-82	Anthony Hicks, G	28	121	4.32
1980-81	Anthony Hicks, G	27	109	4.03
1979-80	Keith Walker, G	24	154	6.42
1978-79	Keith Walker, G	27	147	5.44
1977-78	Keith Walker, G	26	137	5.27
1976-77	Dale Haarman, F	27	70	2.59
1975-76	Garry Whitfield, G	26	76	2.92
1974-75	Jim Rippe, G	26	56	2.15
1973-74	Ron Laker, G	24	59	2.46
1972-73	Jim Rippe, G	26	78	3.00
1971-72	Doug Alt, G	26	52	2.00
	Tom Binegar, G/F	26	52	2.00
1970-71	Doug Alt, G	26	44	1.69
1968-69	Chris Hall, G	26	71	2.73
1967-68	Joe Pangrazio, G	26	83	3.19
1966-67	Joe Pangrazio, G	26	61	2.35
1965-66	Bryan Williams, G/F	23	64	2.78
1964-65	Joe McNeil, G	25	63	2.52
1963-64	Bob Pelkington, C	26	89	3.42
1962-63	Joe McNeil, G	23	86	3.74
	Bob Pelkington, C	28	94	3.36
1961-62	Bill Kirvin, G	26	104	4.00
1960-61	Bill Kirvin, G	25	117	4.68
1959-60	Bill Kirvin, G	26	67	2.58
1956-57	Jim Boothe, G	28	59	2.11
1955-56	Jim Boothe, G	28	104	3.71

TOP 25 SINGLE SEASON ASSIST LEADERS

	PLAYER, POSITION	SEASON	G	ASSISTS	AVG.
1.	Ralph Lee, G	85-86	30	251	8.37
2.	Dee Davis, G	14-15	37	221	5.97
3.	Ralph Lee, G	84-85	29	199	6.86
4.	Jamal Walker, G	89-90	33	196	5.94
5.	Jamal Walker, G	88-89	27	193	7.15
6.	Steve Gentry, G	93-94	29	176	6.07
7.	Tu Holloway, G	10-11	32	174	5.44
8.	Tu Holloway, G	11-12	34	166	4.88
9.	Drew Lavender, G	06-07	34	164	4.82
10.	Michael Hawkins, G	94-95	28	162	5.79
	Ralph Lee, G	82-83	30	162	5.40
	Drew Lavender, G	07-08	36	162	4.50
13.	Jamal Walker, G	90-91	31	158	5.10
14.	Keith Walker, G	79-80	24	154	6.42
15.	Dee Davis, G	13-14	32	149	4.66
16.	Keith Walker, G	78-79	27	147	5.44
17.	Byron Larkin, G	87-88	30	143	4.77
18.	Semaj Christon, G	13-14	34	142	4.18
19.	Stan Kimbrough, G	88-89	33	140	4.24
	Stanley Burrell, G	07-08	37	140	3.78
21.	Maurice McAfee, G	00-01	29	139	4.79
	Semaj Christon, G	12-13	30	139	4.63
	Dedrick Finn, G	02-03	32	139	4.34
	Myles Davis, G	15-16	34	139	4.09
25.	Maurice McAfee, G	99-00	33	138	4.18
	Tu Holloway, G	09-10	35	138	3.94

ASSIST LEADERS BY CLASS

FRESHMEN BY TOTAL

Semaj Christon (12-13) 139
Dedrick Finn (02-03) 139

FRESHMAN BY AVERAGE

Semaj Christon (12-13) 4.63
Dedrick Finn (02-03) 4.34

SOPHOMORES BY TOTAL

Jamal Walker (89-90) 196
Ralph Lee (82-83) 162
Semaj Christon (13-14) 142
Tu Holloway (09-10) 138
Keith Walker (77-78) 137
Lionel Chalmers (01-02) 134

SOPHOMORES BY AVERAGE

Jamal Walker (89-90) 7.15
Ralph Lee (82-83) 5.40
Keith Walker (77-78) 5.27
Edmond Sumner (16-17) 5.00
Lionel Chalmers (06-07) 4.82
Semaj Christon (13-14) 4.18

JUNIORS BY TOTAL

Ralph Lee (84-85) 199
Jamal Walker (89-90) 196
Tu Holloway (10-11) 174
Drew Lavender (06-07) 164
Dee Davis (13-14) 149
Keith Walker (78-79) 147

JUNIORS BY AVERAGE

Ralph Lee (84-85) 6.86
Jamal Walker (89-90) 5.94
Keith Walker (78-79) 5.44
Tu Holloway (10-11) 5.44
Drew Lavender (06-07) 4.82
Dee Davis (13-14) 4.66

SENIORS BY TOTAL

Ralph Lee (85-86) 251
Dee Davis (14-15) 221
Steve Gentry (93-94) 176
Tu Holloway (11-12) 166
Drew Lavender (07-08) 162
Michael Hawkins (94-95) 162

SENIORS BY AVERAGE

Ralph Lee (85-86) 8.37
Keith Walker (79-80) 6.42
Steve Gentry (93-94) 6.07
Dee Davis (14-15) 5.97
Michael Hawkins (94-95) 5.79



Jamal Walker stands second on Xavier's all-time assist list and is among the top 25 scorers in Xavier history. Walker was a big part of four straight NCAA Tournament teams, including XU's first Sweet 16 in 1990.

TOP 10 ASSIST LEADERS (CAREER)

PLAYER, POSITION	SEASON	G	ASSISTS	AVG.	
1.	Ralph Lee, G	1982-86	122	699	5.73
2.	Jamal Walker, G	1987-91	120	639	5.33
3.	Tu Holloway, G	2008-12	134	550	4.10
4.	Keith Walker, G	1976-80	102	496	4.86
5.	Dee Davis, G	2011-15	132	492	3.73
6.	Dedrick Finn, G	2002-06	122	481	3.94
7.	Gary Lumpkin, G	1995-99	123	470	3.82
8.	Michael Hawkins, G	1991-95	112	448	4.0
9.	Lionel Chalmers, G	2000-04	123	405	3.29
10.	Steve Gentry, G	1991-94	86	390	4.53

BLOCK RECORDS

SEASON	BLOCK LEADER	G	BLOCKS	AVG.
2016-17	RaShid Gaston, F	38	19	0.50
2015-16	James Farr, F	34	34	1.00
2014-15	Jalen Reynolds, F	37	36	0.97
2013-14	Matt Stainbrook, C	33	31	0.94
2012-13	Travis Taylor, F	31	25	0.81
2011-12	Kenny Frease, C	36	40	1.11
2010-11	Kenny Frease, C	32	26	0.81
2009-10	Jason Love, C	35	50	1.43
2008-09	Kenny Frease, C	34	43	1.26
2007-08	Derrick Brown, F	37	30	0.81
	Jason Love, C	37	30	0.81
2006-07	Justin Doellman, F	34	39	1.15
2005-06	Justin Doellman, F	32	51	1.59
2004-05	Justin Doellman, F	29	30	1.03
2003-04	Anthony Myles, F	37	27	0.73
2002-03	David West, F	32	51	1.59
2001-02	David West, F	32	80	2.50
2000-01	David West, F	29	61	2.10
1999-00	David West, F	33	35	1.06
1998-99	James Posey, F	36	34	0.94
1997-98	Darnell Williams, G	28	25	0.89
1996-97	James Posey, F	29	15	0.52
1995-96	Kevin Carr, C	28	31	1.11
1994-95	Jeff Massey, G	28	16	0.57
1993-94	Brian Grant, C	29	47	1.62
1992-93	Aaron Williams, F	30	55	1.83
1991-92	Aaron Williams, F	27	57	2.11
1990-91	Aaron Williams, F	32	57	1.78
1989-90	Aaron Williams, F	28	28	1.00
1988-89	Tyrone Hill, F	33	24	0.73
1987-88	Dexter Campbell, F	30	17	0.57
1986-87	Tyrone Hill, F	31	15	0.48
1985-86	Richie Harris, F	27	17	0.63
1984-85	Richie Harris, F	28	22	0.79
1983-84	Dexter Bailey, F	33	28	0.85
1982-83	Dexter Bailey, F	29	25	0.86
1981-82	Dexter Bailey, F	28	27	0.96
1980-81	Dexter Bailey, F	28	37	1.32
1979-80	David Anderson, F	26	25	0.96
1978-79	Dave Payton, F	27	28	1.04
1977-78	Dave Payton, F	27	48	1.78
1976-77	Steve Spivery, F	27	21	0.78
1975-76	Nick Daniels, G/F	26	30	1.15
1974-75	Joe Sunderman, F/C	24	14	0.58
1972-73	Conny Warren, F	26	43	1.65
1961-62	Frank Pinchback, G	26	30	1.15
1960-61	Jack Thobe, C	25	28	1.12

TOP 25 SINGLE SEASON BLOCK LEADERS

	PLAYER, POSITION	SEASON	G	BLOCKS	AVG.
1.	David West, F	01-02	32	80	2.50
2.	David West, F	00-01	29	61	2.10
3.	Aaron Williams, F	91-92	27	57	2.11
	Aaron Williams, F	90-91	32	57	1.78
5.	Aaron Williams, F	92-93	30	55	1.83
6.	David West, F	02-03	32	51	1.59
	Justin Doellman, F	05-06	32	51	1.59
8.	Jason Love, C	09-10	35	50	1.43
9.	Dave Payton, F	77-78	27	48	1.78
10.	Brian Grant, C	93-94	29	47	1.62
11.	Brian Thornton, C	05-06	21	43	2.04
	Conny Warren, C	72-73	26	43	1.65
	Kenny Frease, C	08-09	34	43	1.26
14.	Jason Love, C	08-09	35	41	1.17
15.	Kenny Frease, C	11-12	36	40	1.11
16.	Justin Doellman, F	06-07	34	39	1.15
17.	Dexter Bailey, F	80-81	28	37	1.32
18.	Jalen Reynolds, F	14-15	37	36	0.97
19.	David West, F	99-00	33	35	1.06
20.	James Farr, F	15-16	34	34	1.00
	James Posey, F	98-99	36	34	0.94
22.	Kevin Carr, C	95-96	28	31	1.11
	Tyrice Walker, F	93-94	30	31	1.03
	Matt Stainbrook, C	13-14	33	31	0.94
25.	Nick Daniels, F	75-76	26	30	1.15
	Justin Doellman, F	04-05	29	30	1.03
	Derrick Brown, F	08-09	35	30	0.86
	Jamel McLean	09-10	35	30	0.86
	Jason Love, C	07-08	37	30	0.81
	Derrick Brown, F	07-08	37	30	0.81
	Andre Walker	11-12	36	30	0.83

LEADING BLOCKS BY CLASS

FRESHMEN BY TOTAL

Kenny Frease (08-09) 43
 Dexter Bailey (80-81) 37
 David West (99-00) 35
 Nick Daniels (75-76) 30

FRESHMAN BY AVERAGE

Dexter Bailey (80-81) 1.32
 Kenny Frease (08-09) 1.26
 Nick Daniels (75-76) 1.15
 David West (99-00) 1.06

SOPHOMORES BY TOTAL

David West (00-01) 61
 Aaron Williams (90-91) 57
 Jalen Reynolds (14-15) 36
 Three players with 30

SOPHOMORES BY AVERAGE

David West (00-01) 2.10
 Aaron Williams (90-91) 1.78
 Justin Doellman (04-05) 1.03
 Jalen Reynolds (14-15) 0.97

JUNIORS BY TOTAL

David West (01-02) 80
 Aaron Williams (91-92) 57
 Justin Doellman (05-06) 51
 Dave Payton (77-78) 48
 Jason Love (08-09) 41

JUNIORS BY AVERAGE


David West (01-02) 2.50
 Aaron Williams (91-92) 2.11
 Dave Payton (77-78) 1.78
 Justin Doellman (05-06) 1.59
 Jason Love (08-09) 1.17

SENIORS BY TOTAL

Aaron Williams (92-93) 55
 David West (02-03) 51
 Jason Love (09-10) 50
 Brian Grant (93-94) 47
 Conny Warren (72-73) 43
 Brian Thornton (05-06) 43

SENIORS BY AVERAGE

Brian Thornton (05-06) 2.04
 Aaron Williams (92-93) 1.83
 Conny Warren (72-73) 1.65
 Brian Grant (93-94) 1.62
 David West (02-03) 1.59



Aaron Williams is second only to 2003 National Player of the Year David West on the XU career blocked shot list. He is a former teammate of XU head coach Chris Mack.

TOP 10 BLOCK LEADERS (CAREER)

	PLAYER, POSITION	SEASON	G	BLOCKS	AVG.
1.	David West, F	99-03	126	228	1.81
2.	Aaron Williams, C	89-93	117	197	1.68
3.	Justin Doellman, C	03-07	132	140	1.06
4.	Kenny Frease, C	08-12	137	130	0.95
5.	Jason Love, C	06-10	126	127	1.01
	Brian Grant, C	90-94	117	127	1.09
7.	Dexter Bailey, F	80-84	118	120	1.02
8.	David Payton, F	75-79	92	92	1.00
9.	James Farr, F	12-16	118	88	0.75
10.	Jamel McLean, F	08-11	101	81	0.80
	Derrick Brown, F	06-09	106	81	0.76
	Nick Daniels, F	75-79	106	81	0.76

SEASON	STEAL LEADER	G	STEALS	AVG.
2016-17	J.P. Macura	38	54	1.42
2015-16	Edmond Sumner, G	31	39	1.26
2014-15	Dee Davis, G	37	48	1.30
2013-14	Semaj Christon, G	34	45	1.32
2012-13	Semaj Christon, G	30	45	1.50
2011-12	Tu Holloway, G	34	52	1.53
2010-11	Tu Holloway, G	32	46	1.44
2009-10	Jordan Crawford, G	35	47	1.34
2008-09	Dante' Jackson, G	35	45	1.28
2007-08	Drew Lavender, G	36	37	1.03
2006-07	Drew Lavender, G	34	45	1.32
2005-06	Justin Doellman, F	32	51	1.59
2004-05	Dedrick Finn, G	29	32	1.10
2003-04	Dedrick Finn, G	37	55	1.49
2002-03	David West, F	32	42	1.31
2001-02	Lionel Chalmers, G	32	47	1.47
2000-01	David West, F	29	42	1.45
1999-00	Lloyd Price, F	32	58	1.81
1998-99	James Posey, G	36	102	2.83
1997-98	Lenny Brown, G	30	81	2.70
1996-97	Lenny Brown, G	29	62	2.14
1995-96	Lenny Brown, G	27	37	1.37
1994-95	Jeff Massey, G	28	53	1.89
1993-94	Steve Gentry, G	29	35	1.21
1992-93	Steve Gentry, G	30	26	0.87
1991-92	Jamie Gladden, G	27	41	1.52
1990-91	Jamal Walker, G	31	55	1.77
1989-90	Jamal Walker, G	33	55	1.67
1988-89	Stan Kimbrough, G	33	69	2.09
1987-88	Byron Larkin, G	30	63	2.10
1986-87	Byron Larkin, G	32	56	1.75
1985-86	Walt McBride, G	30	58	1.93
1984-85	Ralph Lee, G	29	54	1.86
1983-84	Ralph Lee, G	33	50	1.52
1982-83	Anthony Hicks, G	30	54	1.80
1981-82	Anthony Hicks, G	28	60	2.14
1980-81	Anthony Hicks, G	27	58	2.15
1979-80	Anthony Hicks, G	26	54	2.08
1978-79	Keith Walker, G	27	50	1.85
1977-78	Nick Daniels, G	27	79	2.93
1976-77	Keith Walker, G	25	32	1.28
1975-76	Garry Whitfield, G	26	47	1.81
1974-75	Mike Plunkett, F	26	24	0.92
1972-73	Jim Rippe, G	26	55	2.12

TOP 25 SINGLE SEASON STEAL LEADERS

PLAYER, POSITION	SEASON	G	STEALS	AVG.
1. James Posey, F	98-99	36	102	2.83
2. Lenny Brown, G	97-98	30	81	2.70
3. Nick Daniels, F	77-78	27	79	2.93
4. Stan Kimbrough, G	88-89	33	69	2.09
5. Byron Larkin, G	87-88	30	63	2.10
James Posey, F	97-98	30	63	2.10
7. Lenny Brown, G	96-97	29	62	2.14
Lenny Brown, G	98-99	36	62	1.72
9. Anthony Hicks, G	81-82	28	60	2.14
10. Anthony Hicks, G	80-81	27	58	2.15
Walt McBride, G/F	85-86	30	58	1.93
Stan Kimbrough, G	87-88	30	58	1.93
Lloyd Price, G/F	99-00	32	58	1.81
14. Byron Larkin, G	86-87	32	56	1.75
Lloyd Price, G/F	98-99	36	56	1.56
16. Jamal Walker, G	89-90	33	55	1.67
Dedrick Finn, G	03-04	37	55	1.49
Jamal Walker, G	90-91	33	55	1.67
Jim Rippe, F	72-73	26	55	2.12
20. J.P. Macura, G	16-17	38	54	1.42
Anthony Hicks, G	79-80	26	54	2.08
Anthony Hicks, G	82-83	30	54	1.80
Ralph Lee, G	84-85	29	54	1.86
24. Jeff Massey, G	94-95	28	53	1.89
25. David West, F	99-00	33	52	1.58
Tu Holloway, G	11-12	34	52	1.53

LEADING STEALS BY CLASS

FRESHMEN BY TOTAL

Lloyd Price (98-99) 56
 Anthony Hicks (79-80) 54
 David West (99-00) 52

FRESHMAN BY AVERAGE

Anthony Hicks (79-80) 2.08
 David West (99-00) 1.57
 Lloyd Price (98-99) 1.55

SOPHOMORES BY TOTAL

Lenny Brown (96-97) 62
 Anthony Hicks (80-81) 58
 Lloyd Price (99-00) 58
 Dedrick Finn (03-04) 55
 Jim Rippe (72-73) 55

SOPHOMORES BY AVERAGE

Anthony Hicks (80-81) 2.15
 Lenny Brown (96-97) 2.14
 Jim Rippe (72-73) 2.12
 Lloyd Price (99-00) 1.81
 Dedrick Finn (03-04) 1.49

JUNIORS BY TOTAL

Lenny Brown (97-98) 81
 Nick Daniels (77-78) 79
 James Posey (97-98) 63
 Anthony Hicks (81-82) 60
 Stan Kimbrough (87-88) 58

JUNIORS BY AVERAGE


Nick Daniels (77-78) 2.93
 Lenny Brown (97-98) 2.70
 Anthony Hicks (81-82) 2.14
 James Posey (97-98) 2.10
 Stan Kimbrough (87-88) 1.93

SENIORS BY TOTAL

James Posey (98-99) 102
 Stan Kimbrough (88-89) 69
 Byron Larkin (87-88) 63
 Lenny Brown (98-99) 62
 Walt McBride (85-86) 58

SENIORS BY AVERAGE

James Posey (98-99) 2.83
 Byron Larkin (87-88) 2.10
 Stan Kimbrough (88-89) 2.09
 Walt McBride (85-86) 1.93
 Ralph Lee (84-85) 1.86



Lenny Brown, who stands fifth on Xavier's all-time scoring list, is the XU all-time leader in steals with 242.

TOP 10 STEAL LEADERS (CAREER)

PLAYER, POSITION	SEASON	G	STEALS	AVG.
1. Lenny Brown, G	95-99	122	242	1.98
2. Anthony Hicks, G	79-83	111	226	2.04
3. James Posey, F	96-99	95	214	2.25
4. Nick Daniels, F	75-79	106	202	1.91
5. Byron Larkin, G	84-88	121	201	1.66
6. Ralph Lee, G	82-86	122	194	1.59
7. Stan Kimbrough, G	86-89	95	178	1.87
8. Jamal Walker, G	87-91	120	174	1.45
9. David West, F	99-03	126	171	1.36
10. Tu Holloway, G	08-12	134	164	1.22

SEASON	FT% LEADER	G	FT-FTA	FT%
2016-17	J.P. Macura, G	38	124-158	.785
2015-16	Myles Davis, G	34	82-96	.854
2014-15	Myles Davis, G	36	102-117	.872
2013-14	Dee Davis, G	32	50-59	.847
2012-13	Justin Martin, G/F	30	47-61	.770
2011-12	Tu Holloway, G	34	218-253	.862
2010-11	Tu Holloway, G	32	235-270	.870
2009-10	Tu Holloway, G	35	154-182	.846
2008-09	B.J. Raymond, G	35	76-94	.809
2007-08	Drew Lavender, G	36	79-91	.868
2006-07	Josh Duncan, F	30	66-75	.880
2005-06	Josh Duncan, F	32	72-84	.857
2004-05	Stanley Burrell, G	29	56-71	.789
2003-04	Romain Sato, G	37	170-205	.829
2002-03	David West, F	32	209-256	.816
2001-02	David West, F	32	185-241	.768
2000-01	Kevin Frey, F	29	87-113	.770
1999-00	Maurice McAfee, G	33	98-119	.824
1998-99	Maurice McAfee, G	36	66-79	.835
1997-98	James Posey, F	30	150-182	.824
1996-97	Gary Lumpkin, G	29	79-96	.823
1995-96	Ken Harvey, G	27	48-55	.873
1994-95	Jeff Massey, G	28	77-95	.811
1993-94	Pete Sears, F	28	53-73	.726
1992-93	Aaron Williams, F	30	73-94	.777
1991-92	Jamie Gladden, G	27	73-94	.777
1990-91	Michael Davenport, G	30	82-108	.759
1989-90	Derek Strong, C	33	177-211	.839
1988-89	Derek Strong, C	33	178-218	.817
1987-88	J.D. Barnett, F	30	68-80	.850
1986-87	Byron Larkin, G	32	204-253	.806
1985-86	Richie Harris, F	27	74-93	.796
1984-85	Byron Larkin, G	29	118-150	.787
1983-84	John Shimko, F	33	97-120	.808
1982-83	Jeff Jenkins, F	28	90-114	.789
1981-82	Anthony Hicks, G	28	120-155	.774
1980-81	Anthony Hicks, G	27	85-107	.794
1979-80	Gary Massa, F	23	46-57	.807
1978-79	Keith Walker, G	27	58-79	.734
1977-78	Gary Massa, F	27	55-76	.724
1976-77	Dale Haarman, F	27	85-115	.739
1975-76	Dale Haarman, F	26	88-116	.759
1974-75	Jim Rippe, G	26	39-49	.796
1973-74	Jerry Foley, C	26	72-94	.766
1972-73	Bob Fullarton, C	26	59-75	.787
1971-72	Doug Alt, G	26	40-48	.833
1970-71	Jerry Helmers, F	26	125-151	.828
1969-70	Tom Binegar, F	24	76-108	.704
1968-69	John Zeides, G	26	46-62	.742
1967-68	Tim O'Connell, G	24	74-96	.771
1966-67	Tim O'Connell, G	20	86-115	.748
1965-66	Tim O'Connell, G	25	109-135	.807
1964-65	Bryan Williams, G/F/C	24	78-95	.821
1963-64	Joe Geiger, F	26	119-137	.869
1962-63	Steve Thomas, G	28	91-116	.784
1961-62	Joe Geiger, F	23	74-82	.902
1960-61	Ed Tepe, F	24	65-83	.783
1959-60	Bill Kirvin, G	26	78-89	.876
1958-59	Hank Stein, G	23	86-100	.860
1957-58	Hank Stein, G	30	105-128	.820
1956-57	Hank Stein, G	27	109-143	.762
1955-56	Jimmy Boothe, G	28	146-180	.811
1952-53	Huck Budde, F	23	153-206	.743
1951-52	Tom Simms, G	24	105-154	.682

(1.5 FTM/Game Minimum)

TOP 25 SINGLE SEASON FREE THROW % LEADERS

PLAYER, POSITION	SEASON	G	FT-FTA	%
1. Joe Geiger, F	61-62	23	74-82	.902
2. Josh Duncan, F	06-07	30	66-75	.880
3. Bill Kirvin, G	59-60	26	78-89	.876
4. Ken Harvey, G	95-96	27	48-55	.873
5. Myles Davis, G	14-15	36	102-117	.872
6. Tu Holloway, G	10-11	32	235-270	.870
7. Joe Geiger, F	63-64	26	119-137	.869
8. Drew Lavender, G	07-08	36	79-91	.868
9. Keith Walker, G	79-80	24	58-67	.866
10. Tu Holloway, G	11-12	34	218-253	.862
11. Hank Stein, G	58-59	23	86-100	.860
12. Josh Duncan, F	05-06	32	72-84	.857
13. Myles Davis, G	15-16	34	82-96	.854
14. Josh Duncan, F	07-08	37	122-143	.853
15. J.D. Barnett, F	87-88	30	68-80	.850
16. Dee Davis, G	13-14	32	50-59	.847
17. Tu Holloway, G	09-10	35	154-182	.846
18. Derek Strong, F-C	89-90	33	177-211	.839
19. Maurice McAfee, G	98-99	36	66-79	.835
20. Doug Alt, G	71-72	26	40-48	.833
21. Romain Sato, G	03-04	37	170-205	.829
22. Jerry Helmers, F	70-71	26	125-151	.828
23. James Posey, F	97-98	30	150-182	.824
Maurice McAfee, G	99-00	33	98-119	.824
25. Gary Lumpkin, G	96-97	29	79-96	.823
Stanley Burrell, G	07-08	37	102-124	.823

LEADING FREE THROW PERCENTAGE BY CLASS

FT PERCENTAGE AS A SOPHOMORE

- Joe Geiger (61-62) .902
- Bill Kirvin (59-60) .876
- Myles Davis (14-15) .872
- Josh Duncan (05-06) .857
- Tu Holloway (09-10) .846

FT PERCENTAGE AS A JUNIOR

- Josh Duncan (06-07) .880
- Ken Harvey (95-96) .873
- Tu Holloway (10-11) .870
- Myles Davis (15-16) .854
- Dee Davis (13-14) .847

FT PERCENTAGE AS A SENIOR

- Joe Geiger (63-64) .869
- Drew Lavender (07-08) .868
- Keith Walker (79-80) .865
- Tu Holloway (11-12) .862
- Hank Stein (58-59) .860



Tu Holloway, who broke the Xavier career free throw percentage (.852) and career free throws made records (675), also holds the single season records for free throws made (235 in 2010-11) and free throws attempted (270 in 2010-11) and the single game record for free throw accuracy (17-17 at Richmond in 2011).

TOP 10 FREE THROW PERCENTAGE LEADERS (CAREER)

PLAYER, POSITION	SEASON	G	FT-FTA	%
1. Tu Holloway, G	08-12	134	675-792	.852
2. Joe Geiger, F	61-64	77	257-305	.843
3. Myles Davis, G	13-17	107	216-262	.824
4. Bill Kirvin, G	59-62	77	240-293	.819
5. Steve Thomas, G	62-65	68	362-446	.812
6. Hank Stein, G	56-59	80	300-371	.809
7. James Posey, F	96-99	95	450-557	.808
8. Derek Strong, F-C	87-90	96	449-560	.802
9. Romain Sato, G	00-04	130	454-585	.776
10. Jerry Helmers, F	69-72	75	335-434	.772

1,000 POINT CLUB



43 - JIM BOOTHE, G

YEAR	GAMES	FGM-FGA	PCT	FTM-FTA	PCT	REB/AVG	AST/AVG	PTS/AVG
54-55	26	124-		59-88	.670			307/11.8
55-56	28	158-420	.376	146-180	.811	102/3.6	104/3.7	462/16.5
56-57	28	116-300	.387	84-111	.757	54/1.9	59/2.1	316/11.3
Career	82	398-		289-379	.763			1,085/13.2

High Game: 32 vs. Louisville (2-13-56) at Schmidt Fieldhouse.



44 - BOB PELKINGTON, C

YEAR	GAMES	FGM-FGA	PCT	FTM-FTA	PCT	REB/AVG	AST/AVG	PTS/AVG
61-62	26	126-266	.474	54-82	.659	304/11.7	69/2.7	306/11.8
62-63	28	177-399	.444	74-125	.592	454/16.2	94/3.4	428/15.3
63-64	26	150-312	.481	41-81	.506	567/21.8	89/3.4	341/13.1
Career	80	453-977	.464	169-288	.587	1,325/16.6	252/3.2	1,075/13.4

High Game: 29 vs. Western Kentucky (12-30-61) at Schmidt Fieldhouse.



T45 - JOE GEIGER, F

YEAR	GAMES	FGM-FGA	PCT	FTM-FTA	PCT	REB/AVG	AST/AVG	PTS/AVG
61-62	23	92-203	.453	74-82	.902	171/7.4	30/1.3	253/11.0
62-63	28	125-295	.424	64-86	.744	220/7.9	44/1.6	314/11.1
63-64	26	191-382	.500	119-137	.869	290/11.2	56/2.2	501/19.3
Career	77	408-880	.464	257-305	.843	681/8.8	130/1.7	1,073/13.9

High Game: 36 vs. Detroit (2-15-64) at Detroit.



T45 - AARON WILLIAMS, F 3-POINT

YEAR	GAMES	FGM-FGA	PCT	FGM-FGA	PCT	FTM-FTA	PCT	REB/AVG	AST/AVG	PTS/AVG
89-90	28	27-47	.574	0-0	.000	8-20	.400	76/2.7	6/0.2	62/2.2
90-91	32	127-237	.536	0-0	.000	55-77	.714	209/6.5	33/1.0	309/9.7
91-92	27	148-253	.585	0-0	.000	79-113	.699	215/8.0	31/1.1	375/13.9
92-93	30	127-234	.543	0-0	.000	73-94	.777	213/7.1	54/1.8	327/10.9
Career	117	429-771	.556	0-0	.000	215-304	.707	713/6.1	124/1.1	1,073/9.2

High Game: 25 vs. Loyola of Chicago (2-9-91) at Cincinnati Gardens.



47 - VICTOR FLEMING, G

YEAR	GAMES	FGM-FGA	PCT	FTM-FTA	PCT	REB/AVG	AST/AVG	PTS/AVG
80-81	26	59-119	.496	27-39	.692	28/1.1	42/1.6	145/5.6
81-82	26	42-96	.438	35-50	.700	37/1.4	32/1.2	119/4.6
82-83	29	128-226	.566	56-82	.683	90/3.1	52/1.8	312/10.8
83-84	33	183-339	.540	117-159	.736	138/4.2	56/1.7	483/14.6
Career	114	412-780	.528	235-330	.712	293/2.6	182/1.6	1,059/9.3

High Games: 29 vs. La Salle (2-9-83) at Schmidt Fieldhouse and 29 vs. Butler (2-25-84) at Cincinnati Gardens.



48 - J.P. MACURA, G 3-POINT

YEAR	GAMES	FGM-FGA	PCT	FGM-FGA	PCT	FTM-FTA	PCT	REB/AVG	AST/AVG	PTS/AVG
14-15	35	62-150	.413	32-95	.337	32-42	.762	42/1.2	22/0.6	188/5.4
15-16	34	108-230	.470	37-104	.356	67-83	.807	89/2.6	69/2.0	320/9.4
16-17	38	179-420	.426	64-188	.340	124-158	.785	167/4.4	110/2.9	546/14.4
Career	107	349-800	.436	133-387	.344	223-283	.788	298/2.8	201/1.9	1,054/9.9

High Game: 28 vs. Clemson (11-18-16) at HP Fieldhouse (Orlando, Fla.) in Tire Pros Invitational



49 - GARY MASSA, F

YEAR	GAMES	FGM-FGA	PCT	FTM-FTA	PCT	REB/AVG	AST/AVG	PTS/AVG
77-78	27	168-336	.500	55-76	.724	114/4.2	45/1.7	391/14.5
78-79	21	99-211	.469	49-67	.731	74/3.5	21/1.0	247/11.8
79-80	23	145-275	.527	46-57	.807	147/6.4	16/0.7	336/14.6
80-81	16	31-64	.484	13-17	.765	30/1.9	5/0.3	75/4.7
Career	87	443-886	.500	163-217	.751	365/4.2	87/1.0	1,049/12.1

High Game: 26 vs. Kenyon (1-5-78) at Schmidt Fieldhouse.



50 - MIKE PLUNKETT, F

YEAR	GAMES	FGM-FGA	PCT	FTM-FTA	PCT	REB/AVG	AST/AVG	PTS/AVG
73-74	26	148-343	.431	68-107	.636	182/7.0	46/1.8	364/14.0
74-75	26	172-368	.467	70-123	.569	216/8.3	26/1.0	414/15.9
75-76	26	102-224	.455	61-85	.718	153/5.9	27/1.0	265/10.2
Career	78	422-935	.451	199-315	.632	551/7.1	99/1.3	1,043/13.4

High Game: 31 vs. Dayton (2-19-75) at Schmidt Fieldhouse.



51 - SEMAJ CHRISTON, G 3-POINT

YEAR	GAMES	FGM-FGA	PCT	FGM-FGA	PCT	FTM-FTA	PCT	REB/AVG	AST/AVG	PTS/AVG
12-13	30	162-365	.444	7-28	.250	125-186	.672	86/2.9	139/4.6	456/15.2
13-14	34	201-420	.479	19-49	.388	157-235	.668	91/2.7	142/4.2	578/17.0
Career	64	363-785	.462	26-77	.338	282-421	.670	177/2.8	281/4.4	1,034/16.2

High Game: 28 vs. Marquette (1-9-14) at Cintas Center and 28 vs. Seton Hall (3-3-14) at Seton Hall.



52 - MICHAEL HAWKINS, G 3-POINT

YEAR	GAMES	FGM-FGA	PCT	FGM-FGA	PCT	FTM-FTA	PCT	REB/AVG	AST/AVG	PTS/AVG
91-92	27	76-185	.411	22-63	.349	35-54	.648	75/2.8	118/4.4	209/7.7
92-93	28	80-174	.460	36-88	.409	32-41	.780	71/2.5	104/3.7	228/8.1
93-94	29	68-182	.374	37-100	.370	23-36	.639	61/2.1	64/2.2	196/6.8
94-95	28	117-274	.427	59-152	.388	103-130	.792	93/3.3	162/5.8	396/14.1
Career	112	341-815	.418	154-403	.382	193-261	.739	300/2.7	448/4.0	1,029/9.2

High Game: 26 vs. Ohio (12-17-94) at Cincinnati Gardens.



53 - T.J. JOHNSON, F 3-POINT

YEAR	GAMES	FGM-FGA	PCT	FGM-FGA	PCT	FTM-FTA	PCT	REB/AVG	AST/AVG	PTS/AVG
94-95	28	101-175	.577	0-0	.000	131-194	.675	148/5.3	19/0.7	333/11.9
95-96	28	86-165	.521	0-1	.000	124-186	.667	189/6.8	30/1.1	296/10.6
96-97	29	76-133	.571	0-0	.000	74-112	.661	146/5.0	48/1.7	226/7.8
97-98	30	48-96	.500	0-1	.000	70-100	.700	108/3.6	47/1.6	166/5.5
Career	115	311-569	.547	0-2	.000	399-592	.674	591/5.1	144/1.3	1,021/8.9

High Game: 23 vs. Loyola of Chicago (1-30-95) at Loyola.

MORE 1,000-POINT SCORERS

PLAYER, POSITION	G	FG	3PT FG	FT	NO.	AVG.	SEASONS
1. C.J. Anderson, F	116	558	2	377	1,495	12.9	2004-09
* Includes 752 points in two seasons at Manhattan (2004-06)							
2. Matt Stainbrook, C	137	601	5	274	1,481	10.8	2010-15
* Includes 676 points in two seasons at Western Michigan (2010-12)							
3. Drew Lavender, G	133	462	211	293	1,428	10.7	2003-08
* Includes 659 points in two seasons at Oklahoma (2003-05)							
4. Travis Taylor, F	122	521	0	303	1,345	11.0	2008-13
* Includes 812 points in two seasons at Monmouth (2008-10)							
5. RaShid Gaston, F	120	485	0	221	1,191	9.9	2012-17
* Includes 911 points in three seasons at Norfolk State (2012-15)							
6. Brian Thornton, F/C	109	421	0	333	1,175	10.8	2001-06
* Includes 564 points in two seasons at Vanderbilt (2001-03)							
7. Isaiah Philmore, F	121	412	24	321	1,169	9.7	2009-14
* Includes 653 points in two seasons at Towson (2009-11)							
8. Jordan Crawford, G	65	367	109	166	1,009	15.5	2007-10
* Includes 291 points in one season at Indiana (2007-08)							

XAVIER ALL-TIME COACHING WINS TOP DOZEN



Chris Mack stands second on Xavier’s all-time wins list with 186 victories in eight seasons at the helm. Mack, who is only 16 wins shy of tying Pete Gillen for first on the list, played for Gillen as an XU undergraduate. Gillen won 202 games in nine seasons at Xavier from 1985-94. Only two active coaches are currently the all-time wins leader at their alma maters, Jim Boeheim at Syracuse and Scott Cross at UT Arlington.

ALL-TIME COACHES (RANKED BY TOTAL WINS)

Name (Alma Mater)	Seasons	Games	Wins	Losses	Win %	Postseason Play				BE
						NCAA	NIT	MCC	A-10	
Pete Gillen (Fairfield)	9 (1985-94)	277	202	75	.729	5-7	2-1	17-4	0-0	0-0
Chris Mack (Xavier)	8 (2009-present)	277	186	91	.671	10-7	0-0	0-0	3-4	6-4
Skip Prosser (Merchant Marine Acad.)	7 (1994-01)	213	148	65	.695	1-4	5-2	0-1	6-5	0-0
Sean Miller (Pittsburgh)	5 (2004-09)	167	120	47	.719	6-4	0-0	0-0	8-4	0-0
Clem Crowe (Notre Dame)	10 (1933-43)	175	96	79	.549	0-0	0-0	0-0	0-0	0-0
Joe Meyer (Xavier)	13 (1920-33)	147	95	52	.646	0-0	0-0	0-0	0-0	0-0
Jim McCafferty (Loyola, La.)	6 (1957-63)	162	91	71	.562	0-1	4-0	0-0	0-0	0-0
Ned Wulk (LaCrosse)	6 (1951-57)	159	89	70	.560	0-0	2-2	0-0	0-0	0-0
Bob Staak (Connecticut)	6 (1979-85)	174	88	86	.506	0-1	2-1	7-5	0-0	0-0
Thad Matta (Butler)	3 (2001-04)	101	78	23	.772	5-3	0-0	0-0	8-1	0-0
Lew Hirt (DePauw)	5 (1946-51)	137	76	61	.555	0-0	0-0	0-0	0-0	0-0
Tay Baker (Cincinnati)	6 (1973-79)	159	70	89	.440	0-0	0-0	0-0	0-0	0-0
Don Ruberg (Xavier)	4 (1963-67)	103	52	51	.505	0-0	0-0	0-0	0-0	0-0
George Krajack (Clemson)	4 (1967-71)	103	34	69	.330	0-0	0-0	0-0	0-0	0-0
Dick Campbell (Furman)	2 (1971-73)	52	15	37	.288	0-0	0-0	0-0	0-0	0-0
Ed Burns (Xavier)	1 (1945-46)	19	3	16	.158	0-0	0-0	0-0	0-0	0-0
Harry Gilligan (Xavier)	1 (1919-20)	1	0	1	.000	0-0	0-0	0-0	0-0	0-0
Musketeer Totals (1919-43/45-2017)	96	2,426	1,443	983	.595	27-27	15-6	24-10	25-14	6-4

TEAM RECORDS

Most Points	Game 125 vs. Florida International 1-9-88	Most Free Throw Attempts	Game 64 vs. Saint Joseph's 1-10-76	Most Consecutive Weeks in AP Top 10	15 (last 14 in 15-16 and first poll of 16-17)	2015-16
	Season 2,840 1987-88		Season 942 1953-54	Most Wins in a Season vs. AP Top 25	6	2014-15 and 2015-16
			Season 942 1956-57			
Most Points Against	Game 123 by Detroit 12-14-64	Most Free Throws Made	Game 45 vs. George Washington 2-16-98	Longest Home Win Streak	30	2008-10
	Season 2,711 2016-17		45 vs. Northeast Louisiana 11-24-97	Longest Cintas Center Win Streak	30	2008-10
Most Points By Both Teams	Game 234 Xavier 121, Detroit 113 1-6-64		45 vs. Duquesne 2-24-96	Longest Gardens Win Streak	27	1986-88
	Season 5,547 2016-17		45 vs. Saint Joseph's 1-10-76			
Most Field Goal Attempts	Game 103 vs. Chase 12-8-51		Season 656 1998-99	Highest Total Home Attendance		
	Season 2,148 2016-17	Highest Free Throw Percentage	Game 1.000 vs. Ball State (11-11) 11-28-90	Regular Season	170,133	(17 games) in 2007-08
Most Field Goals Made	Game 51 vs. Huntington College (Ind.) 12-1-92		Season .749 (626-836) 2007-08	Season	10,282	(16 games) in 2016-17
	Season 1,048 1987-88	Most Rebounds	Game 103 vs. Louisville 1-4-58	Highest Total Home Attendance		
Highest Field Goal Percentage	Game .722 (39-54) at Butler 2-23-91		Season 1,568 1956-57	All Games	170,133	(17 games) in 2007-08
	Season .520 (939-1806) 1985-86	Most Steals	Game 24 vs. Fordham 1-10-98	Most Home Sell-outs in a Season	14	(15 games) in 2002-03
Lowest Field Goal Percentage (Opponent)	Game .184 vs. Eastern Illinois 11-19-05		Season 354 1947-48	Longest Losing Streak	13	1972-73
	Season .339 1955-56	Most Assists	Game 36 vs. Long Island 12-8-01	Most Overtimes in a Game	3	11-27-10 vs. Wofford (XU 94-90)
Most 3-Pt. Field Goals Made	Game 16 at Auburn 1-6-08		Season 596 2014-15	1-8-05 at Massachusetts (UM 90-86)		
	16 Virginia 1-3-08	Most Turnovers Forced by a Xavier Team	Game 38 vs. Northeast Louisiana 11-24-97	12-21-96 vs. Akron (XU 113-111)		
	16 vs. Charlotte 2-3-07		Game 3 vs. Dayton 3-14-04	1-4-58 vs. Louisville (XU 82-80)		
	15 at Cincinnati 1-26-17	Fewest Turnovers by a Xavier Team	Game 3 vs. Massachusetts 3-2-02	Highest Scoring Avg (Season)	94.7	1987-88
	14 vs. Fordham 1-11-07		Game 3 vs. St. Louis 1-12-85	89.7	1963-64	
	14 vs. Fordham 2-14-09	Most Personal Fouls	Season 711 2016-17	Largest Victory Margin	58	1-15-90
	14 at Temple 1-25-06		Game 6 vs. Canisius 2-18-61	(Xavier 110, District of Columbia 52)		
	14 vs. Temple 3-8-03	Most Disqualifications	Season 32 1951-52	Most Points Away From Home	122	3-12-88
	14 at Rhode Island 1-13-01		Game 28 1989-90 and 2015-16	vs. Detroit (MCC Champ. Game)		
	14 vs. Clemson 3-23-99	Miscellaneous	Season 27 2008-09	vs. Florida International	122	2-24-88
	Season 284 2003-04	Most Victories (Season)	26	Most Combined Points Away From Home	233	12-14-64
	282 2007-08	28	2009-10, 2003-04, 2002-03, 2001-02 and 1987-88			Detroit 123, Xavier 110
Most 3-Pt. Field Goals Made (Opponent)	Game 15 by Villanova 1-14-15	27	2007-08 and 2015-16			
	15 by Loyola Marymount 1-2-90	26	2010-11, 2008-09, 2002-03, 1989-90 and 1987-88			
	Season 283 2016-17	24	2004			
Most 3-Pt. Field Goal Attempts	Game 37 vs. Clemson 3-23-99	16	2002-03			
	Season 791 1998-99	15	1987-88			
Most 3-Pt. Field Goal Attempts (Opponent)	Game 37 by Georgetown 2-20-16	9	2015-16			
	Season 847 2016-17	5	1-18-16, 2-8-16, 2-22-16, 2-29-16, 3-7-16			
Highest 3-Pt. Field Goal Percentage (3 Att. Min.)	Game .833 (5-6) vs. Marietta 11-28-88	7	2007-08			
	Season .399 (110-276) 1986-87	16	2007-08 and 2015-16			
Highest 3-Pt. Field Goal Percentage (Opponent/3 Att. Min.)	Game .818 (9-11) by George Washington 2-12-94	15	1989-90 and 1987-88			
	Season .388 (102-263) 1987-88	9	2004			
Lowest 3-Pt. Field Goal Percentage (Opponent)	Game .000 (0-17) by Purdue 12-1-12	16	2002-03			
	Season .297 (178-599) 2000-01	15	1987-88			
		9	2015-16			
		5	2015-17			
		29	(last 17 of 15-16; first 12 of 16-17)			



Drew Lavender and Stanley Burrell helped Xavier win a school-record 30 games in the 2007-08 season.

YEAR-BY-YEAR SCORES

CC – Cintas Center
 SF – Schmidt Fieldhouse
 RC – Riverfront Coliseum (a.k.a. The Crown, the Firststar Center and now U.S. Bank Arena)
 A-10 - indicates A-10 regular season game
 MCC - indicates MCC regular season game

1919-20 (0-1)

Feb. 20 FC L 18-24 Dayton

1920-21 (1-2)



Joe Meyer
Head Coach

W 21-18 Dayton
 FC L 13-54 Ohio
 A L 16-50 Miami (Ohio)

1921-22 (2-4)

FC L 16-28 Ohio
 W 27-13 Dayton
 W 36-9 Hiram
 A L 32-34 Ohio
 A L 20-37 Miami (Ohio)
 L 10-14 Dayton

1922-23 (3-0)

FC W 35-15 Ohio
 A W 18-17 Ohio
 W 33-16 Otterbein

1923-24 (12-4)

A W 31-13 Circleville AC
 W 25-18 Covington YMCA
 FC W 23-11 Miami (Ohio)
 W 33-17 Fenwick Club
 FC W 32-31 Ohio
 L 31-38 Central YMCA
 L 20-22 Capital
 A L 15-26 Ohio
 W 38-37 Wittenberg
 A W 32-27 Kenyon
 W 29-26 Central YMCA
 W 29-18 Covington YMCA
 W 32-28 Muskingum
 A W 38-29 Akron
 W 44-28 Otterbein
 L 18-24 Fenwick Club

1924-25 (6-7)

A L 35-41 Akron

The other six losses include losses to Capital and Heidelberg.
 The six wins include wins over Ohio Northern and Heidelberg.

1925-26 (10-8)

A W 28-24 Circleville AC
 L 20-28 CGAC (OT)
 W 45-27 Wilmington
 A L 33-34 Centre (OT)
 A W 40-35 Transylvania
 W 28-23 Y Wildcats
 L 28-33 L.B. Harrison
 W 18-15 CGAC
 Feb. 5 FC W 38-18 Louisville
 FC W 43-17 L.B. Harrison
 A L 22-48 Muskingum
 A L 29-44 Otterbein
 FC W 63-9 Transylvania
 A L 24-26 Wilmington
 A W 19-16 Heidelberg
 A L 16-18 Ohio Northern
 L 17-31 Y Wildcats
 W 49-19 Centre

1926-27 (11-3)

L 22-28 Circleville AC
 Jan. 10 FC W 23-21 Loyola of Chicago
 W 58-27 Circleville AC
 L 27-43 YMCA
 Jan. 22 FC W 54-21 Saint Louis
 Feb. 5 A W 39-5 Saint Louis
 W 29-25 YMCA
 W 29-21 Wilmington
 W 56-41 Wilmington
 Feb. 15 A L 13-17 Loyola of Chicago
 W 22-17 St. Viator
 W 48-22 Marshall
 FC W 35-28 Davis-Elkins
 W 63-30 Transylvania

1927-28 (8-1)

FC W 40-13 Centre
 Jan. 21 FC W 40-33 Saint Louis
 FC W 40-13 Cedarville
 Feb. 15 FC W 14-11 Loyola of Chicago
 FC W 16-14 Marshall
 FC W 43-34 Marshall
 A W 24-22 St. Viator
 Feb. 29 A L 19-40 Loyola of Chicago
 Mar. 7 SF W 29-25 Cincinnati

1928-29 (9-6)

Dec. 15 SF W 35-11 Toledo
 W 35-20 Georgetown (Ky.)
 SF W 31-24 Alumni
 A L 5-20 Loyola of Chicago
 A L 18-34 St. Viator
 SF W 28-12 Cedarville
 A L 20-22 Saint Louis
 Feb. 5 SF W 24-11 Detroit
 A W 26-25 Dayton
 Feb. 12 SF L 29-32 Ohio Wesleyan
 Feb. 13 SF L 10-20 Loyola of Chicago
 W 35-11 Kenyon
 Feb. 23 SF W 18-12 Dayton
 A L 19-24 Detroit
 SF W 46-12 Muskingum

1929-30 (8-8)

W 28-17 Cedarville
 W 35-20 Georgetown (Ky.)
 SF W 20-18 Kentucky Wesleyan
 W 24-23 Kenyon
 Jan. 14 A L 13-18 Loyola of Chicago

SF L 19-20 Dayton
 W 31-16 Centre
 Jan. 23 SF L 13-18 Loyola of Chicago
 Feb. 1 SF L 19-37 Ohio Wesleyan
 SF W 23-22 Alumni
 SF L 27-30 Denison
 SF L 20-27 Wittenberg
 A W 29-18 Dayton
 A W 23-18 Detroit
 A L 24-30 Western Reserve
 SF L 24-36 Detroit

1930-31 (10-3)

W 43-22 Cedarville
 W 36-23 Georgetown (Ky.)
 Jan. 13 A L 19-31 Michigan State
 SF W 30-19 Centre
 A L 20-26 Detroit
 SF W 40-19 Dayton
 SF L 17-29 Wittenberg
 A W 33-10 Dayton
 A W 34-25 Wittenberg
 SF W 32-16 Alumni
 SF W 43-26 Kenyon
 W 26-20 Denison
 W 22-17 Detroit

1931-32 (10-3)

W 36-12 Cedarville
 SF W 26-21 Carnegie Tech
 W 31-22 Centre
 Jan. 15 A L 20-22 Michigan State
 A L 21-22 Detroit (OT)
 SF W 46-12 Dayton
 W 28-23 Washington & Lee
 Feb. 2 SF L 16-18 Indiana
 SF W 37-23 Detroit
 A W 20-10 Dayton
 SF W 25-23 Alumni
 Feb. 20 SF W 31-24 Michigan State
 SF W 26-21 Wittenberg

1932-33 (5-3)

SF W 53-10 Cedarville
 SF W 37-19 Centre
 SF W 75-15 Transylvania
 SF L 19-31 Ohio State
 Feb. 18 SF L 29-36 Ohio Wesleyan
 Feb. 27 A L 16-19 Michigan State
 A W 27-12 Detroit
 W 34-30 Wittenberg

1933-34 (9-1)



Clem Crowe
Head Coach

W 48-17 Transylvania
 SF W 50-13 Kentucky Wesleyan
 W 59-13 Centre
 SF W 26-21 Ohio
 SF W 44-35 Chattanooga
 Feb. 10 SF L 15-25 Notre Dame
 Feb. 19 SF W 37-29 Louisville
 Feb. 24 SF W 29-28 Ohio Wesleyan
 W 47-38 Wittenberg
 SF W 35-30 Alumni

1934-35 (14-4)

W 47-18 Cedarville
 W 38-29 Centre
 W 37-21 Georgetown (Ky.)
 SF W 47-21 Kentucky Wesleyan
 L 28-31 Ohio State (OT)
 W 45-20 Centenary
 W 29-20 Wittenberg
 SF W 36-28 Chattanooga
 W 37-24 Transylvania
 SF W 29-28 Ohio
 Feb. 2 SF W 29-26 Ohio Wesleyan
 Feb. 5 SF L 27-40 Kentucky
 W 48-29 Wittenberg
 Feb. 16 SF W 38-19 Georgia Tech
 W 47-25 Marshall
 SF W 41-31 Alumni
 Mar. 7 A L 29-46 Kentucky
 Mar. 9 SF L 35-42 Notre Dame

1935-36 (8-7)

SF W 35-31 Georgetown (Ky.)
 SF W 41-25 Centre
 Dec. 17 SF L 26-49 Purdue
 Dec. 21 SF L 21-23 Pittsburg
 SF W 39-37 Vanderbilt
 SF W 62-38 Alumni
 Jan. 14 SF L 32-36 Kentucky
 SF L 22-28 Ohio
 Jan. 24 SF W 39-20 Tennessee
 N1 L 30-31 Washington & Jeff.
 SF W 59-22 Kentucky Wesleyan
 SF W 35-21 Alabama
 A L 32-37 Ohio
 Feb. 15 SF W 32-27 Ohio Wesleyan
 Feb. 18 A L 40-49 Kentucky
 N1-Pittsburgh, Pa.

1936-37 (7-7)

Dec. 12 SF L 28-32 Kentucky
 Dec. 16 SF W 30-26 Transylvania
 Dec. 19 SF W 43-30 Kentucky Wesleyan
 Dec. 22 SF L 23-35 Purdue
 Jan. 9 A L 31-41 Loyola of Chicago
 Jan. 14 A L 20-42 Ohio
 Jan. 16 SF W 28-26 Butler
 Feb. 6 W 36-27 Indianapolis
 W 42-21 Centre
 Feb. 13 A L 25-29 Toledo
 SF W 54-27 Alumni
 Feb. 19 A W 29-28 Wittenberg
 Feb. 20 SF L 32-35 Ohio
 Feb. 22 A L 15-23 Kentucky

1937-38 (10-9)

SF W 53-39 Transylvania
 Dec. 9 SF W 29-22 Kentucky Wesleyan
 Dec. 13 A L 32-56 Purdue
 Dec. 20 SF L 28-33 Iowa

YEAR-BY-YEAR SCORES

Dec. 22	SF	L	26-45	Notre Dame
Jan. 3	SF	L	29-34	Creighton
		W	37-27	Wittenberg
Feb. 5	SF	W	36-25	Toledo
	A	L	33-39	Ohio
Jan. 14	A	L	34-35	Bradley
Jan. 15	A	L	38-52	Loyola of Chicago
	SF	W	50-35	Hawaiian Stars
	A	W	35-29	Akron
	SF	W	39-32	Kentucky
	SF	W	34-30	Alumni
	SF	L	29-36	Bradley
Feb. 17	A	L	29-45	Kentucky
	SF	W	47-27	Ohio
	SF	W	40-27	Loyola of Chicago

1938-39 (13-7)

Dec. 9	SF	W	49-31	Kentucky Wesleyan
Dec. 16	SF	W	51-37	Western Michigan
Dec. 20	SF	L	26-27	Wisconsin
Dec. 22	SF	L	38-48	Washington & Lee
Jan. 2	A	W	27-22	Miami (Ohio)
Jan. 6	SF	W	41-36	St. Joseph's (Ind.)
Jan. 12	A	W	41-30	Ohio
Jan. 16	A	L	30-38	DePaul
	W	45-33	St. Joseph's (Ind.)	
Jan. 21	SF	W	48-33	Detroit
	SF	W	52-29	Alumni
Jan. 30	SF	W	39-22	Miami (Ohio)
Feb. 3	SF	L	39-48	Indiana
Feb. 8	SF	L	31-41	Kentucky
Feb. 11	SF	W	47-46	Ohio
Feb. 14	A	W	39-36	Ohio Wesleyan (OT)
Feb. 18	SF	W	43-30	Ohio Wesleyan
Feb. 21	A	L	23-43	Kentucky
Feb. 25	A	L	37-41	Detroit
Feb. 27	A	W	46-42	Toledo

1939-40 (6-17)

Dec. 4	SF	L	33-36	St. Joseph's (Ind.)
Dec. 8	SF	W	43-37	Kentucky Wesleyan
Dec. 11	A	L	24-58	Indiana
Dec. 16	A	L	29-36	Ball State
Dec. 19	SF	W	40-28	Centre
Dec. 21	A	L	40-46	St. Joseph's (Ind.)
Dec. 23	A	L	30-42	Western Michigan
Dec. 30	SF	W	41-28	Ohio Wesleyan
Jan. 2	A	L	39-40	Western Kentucky
Jan. 6	SF	L	41-42	Kentucky (OT)
Jan. 8	N1	W	36-35	Tennessee
Jan. 10	A	L	37-48	Ohio
Jan. 16	A	L	29-44	Dayton
Jan. 19	SF	L	36-48	Marshall
Jan. 27	SF	L	33-35	Toledo
Feb. 3	A	L	31-36	Detroit
Feb. 6	A	L	47-51	Marshall
Feb. 10	SF	L	28-30	City Col. of N.Y.
Feb. 12	A	L	29-37	Kentucky
Feb. 14	SF	W	34-27	Dayton
Feb. 17	SF	L	34-39	Ohio
Feb. 24	SF	W	46-41	Detroit
	SF	L	39-43	Alumni

N1-Louisville, Ky.

1940-41 (13-9)

Dec. 2	SF	W	57-25	Kentucky Wesleyan
Dec. 7	SF	W	58-44	Youngstown
	SF	W	57-25	Centre
	SF	W	77-25	Transylvania
	A	L	57-69	Ohio

Jan. 3	A	W	61-50	William & Mary
	SF	L	39-42	Creighton
	A	L	33-57	Butler
Jan. 9	SF	L	43-48	Kentucky
	W	37-35	Dayton	
	SF	W	59-28	Alumni
Jan. 25	A	W	49-44	Kentucky
	SF	L	41-49	Ohio
	L	36-49	St. Joseph's (Ind.)	
	A	W	37-30	Detroit
	W	36-34	Ball State	
	L	39-41	City Col. of N.Y.	
Feb. 17	A	L	28-55	Toledo
Feb. 22	SF	L	36-41	Western Kentucky
Feb. 25	SF	W	50-45	Western Michigan
	W	54-30	Dayton	
	SF	W	39-35	Detroit

1941-42 (10-8)

	SF	W	44-26	Transylvania
	SF	W	43-37	Morehead State
Dec. 17	SF	L	25-38	Oregon
	SF	W	63-43	South Carolina
Dec. 23	SF	L	36-46	Tennessee
	A	W	58-32	Washington & Lee
	SF	W	47-39	Ohio
Jan. 10	SF	L	39-40	Kentucky
	A	L	32-46	Dayton
Jan. 24	A	L	30-42	Tennessee
Feb. 2	SF	W	58-30	Wabash
	SF	W	45-40	Toledo
	A	L	49-59	Marshall
	SF	W	70-20	Centre
	SF	W	53-43	Marshall
Feb. 21	A	L	36-44	Kentucky
	A	L	42-43	Ohio
	SF	W	58-42	Dayton

1942-43 (6-10)

		W	55-38	Georgetown (Ky.)
		L	24-51	36th Armored
Dec. 19	A	L	50-51	Wabash
Jan. 9	SF	L	38-43	Kentucky
	A	L	53-58	Ohio
Jan. 16	A	L	38-60	Toledo
Jan. 23	A	L	23-55	Tennessee
Feb. 1	SF	L	38-48	Tennessee
	L	28-51	Dayton	
Feb. 8	A	L	36-48	Kentucky
	W	49-42	36th Armored	
	W	68-53	Marshall	
	SF	W	57-41	Ohio
	W	61-39	Dayton	
Mar. 3	SF	W	51-37	Cincinnati
	L	40-56	Marshall	

* No basketball games were played at Xavier during the 1943-44 and 1944-45 seasons because of World War II.

1945-46 (3-16)



Ed Burns
Head Coach

	SF	L	35-41	Miami (Ohio)
	L	31-62	Camp Atterbury	
Jan. 5	SF	L	41-49	Eastern Kentucky
Jan. 14	SF	L	36-62	Kentucky
Jan. 17	A	L	46-67	Eastern Kentucky
	A	L	46-67	Miami (Ohio)
	L	50-91	Marshall	
Jan. 26	A	L	43-58	Bowling Green
	L	51-61	Camp Atterbury	
	L	53-64	Fort Knox	
	W	48-41	Dayton	
	L	47-53	Cincinnati Command	
	W	60-41	Alumni	
	L	59-72	Marshall	
	W	66-41	Wilmington	
	L	33-47	Dayton	
	L	50-55	Bradley	
Feb. 23	A	L	40-83	Kentucky
Feb. 27	SF	L	39-53	Cincinnati

1946-47 (8-17)



Lew Hirt
Head Coach

	A	L	42-54	Anderson (Ind.)
	A	L	38-50	Indiana State
	A	L	54-60	Miami (Ohio)
	A	L	47-56	Marshall
	A	W	59-48	Morris-Harvey
Dec. 19	A	L	49-64	Toledo
	A	L	37-50	Kent State
	N1	W	64-49	SE Missouri State
	N1	W	53-47	Evansville
	N1	L	44-58	Marshall
Jan. 3	SF	W	43-34	Ohio Wesleyan

Jan. 4	A	L	34-35	Dayton
Jan. 7	A	L	30-47	Ohio
Jan. 11	SF	W	45-43	Bowling Green
Jan. 17	SF	L	41-53	Marshall
Jan. 25	A	L	34-71	Kentucky
Feb. 1	SF	L	37-47	Toledo
Feb. 4	SF	W	58-48	Miami (Ohio)
Feb. 8	SF	W	65-35	Baldwin-Wallace
Feb. 13	SF	W	75-55	Dayton
Feb. 15	N2	L	46-59	Ohio Wesleyan
Feb. 17	SF	L	46-47	Ohio
Feb. 19	SF	L	31-58	Kentucky
Feb. 21	A	L	48-62	Bowling Green
Feb. 26	SF	L	51-76	Cincinnati

N1-Terre Haute, Ind.

N2-Ashland, Ky.

1947-48 (24-8)



N.A.I.B. TOURNAMENT FOURTH PLACE
XAVIER'S FIRST NATIONAL POSTSEASON

TOURNAMENT APPEARANCE

Dec. 3	N1	W	70-53	Franklin College
Dec. 6	A	W	44-43	Purdue
Dec. 13	SF	W	72-48	Morris-Harvey
Dec. 16	A	L	52-57	Ohio
Dec. 17	A	L	34-79	Kentucky
Dec. 20	SF	W	79-42	Vanderbilt
Dec. 22	SF	W	54-34	Ohio Wesleyan
Dec. 29	SF	W	51-39	Ball State
Jan. 3	SF	W	62-36	Creighton
Jan. 4	SF	W	41-34	Seton Hall
Jan. 7	SF	W	62-34	Louisville
Jan. 9	A	L	36-54	Bowling Green
Jan. 10	A	W	66-50	Lawrence Tech
Jan. 14	A	W	62-51	Miami (Ohio)
Jan. 20	A	W	62-42	Vanderbilt
Jan. 24	A	W	60-52	Kent State
Jan. 31	SF	W	59-36	Detroit
Feb. 2	SF	W	56-37	Ohio
Feb. 3	SF	W	51-49	Bowling Green
Feb. 7	SF	W	45-43	Loyola of Chicago
Feb. 10	A	W	72-52	Dayton
Feb. 13	A	L	47-58	Louisville
Feb. 18	SF	W	61-44	Miami (Ohio)
Feb. 21	SF	W	60-51	Indiana State
Feb. 24	SF	W	57-32	Dayton
Feb. 28	SF	L	37-59	Kentucky
Mar. 3	SF	L	45-52	Cincinnati

N.A.I.B. TOURNAMENT

	N2	W	67-43	NW Louisiana State
	N2	W	57-35	New Britain
	N2	W	62-50	Mankato State
Mar. 12	N2	L	49-56	Louisville (semifinals)
	N2	L	58-59	Hamline (consol.)

N1-Middletown High School
N2-Kansas City, Mo.

YEAR-BY-YEAR SCORES

ASSOCIATED PRESS RANKINGS BEGIN HERE
1948-49 (16-10)
XU AP

Dec. 4	SF	W	67-29	Cedarville
Dec. 11	A	L	55-63	Indiana
	A	W	68-48	Georgetown (Ky.)
	SF	W	72-34	Western Ontario
Jan. 1	SF	L	53-65	Bowling Green
Jan. 4	A	L	72-74	Loyola (Md.)
Jan. 5	A	L	51-60	Seton Hall
	SF	W	84-42	Hanover
Jan. 8	A	W	61-48	Miami (Ohio)
Jan. 15	A	L	57-64	Louisville (OT)
Jan. 22	SF	W	66-43	Indiana State
Jan. 29	SF	W	71-57	Louisville
Feb. 1	A	L	55-59	#14 Bowling Green
Feb. 5	SF	W	71-64	Cincinnati
Feb. 8	SF	W	75-51	Long Island
Feb. 11	A	W	47-44	Toledo
Feb. 12	A	L	50-96	#1 Kentucky
Feb. 15	SF	W	66-48	Dayton
Feb. 18	A	W	78-60	John Carroll
Feb. 19	SF	L	60-64	Toledo
Feb. 22	A	W	53-50	Marshall
Feb. 24	CG	L	40-51	#1 Kentucky
Feb. 27	SF	W	49-44	Dayton
Mar. 1	A	W	64-43	Miami (Ohio)
Mar. 7	CG	W	82-65	William & Mary
Mar. 9	CG	L	46-57	Cincinnati

1949-50 (12-16)
XU AP

Dec. 3	SF	W	72-47	Franklin
	SF	W	66-42	Georgetown (Ky.)
Dec. 10	CG	L	57-59	Western Kentucky
Dec. 15	SF	W	68-46	Youngstown
Dec. 17	SF	L	47-64	Louisville
Dec. 21	SF	W	76-41	Santa Clara
Dec. 27	SF	L	51-54	Holy Cross
Jan. 5	A	W	70-59	Youngstown
Jan. 6	SF	W	86-63	Loyola (Md.)
Jan. 7	A	L	72-77	Louisville
Jan. 9	A	L	51-63	Western Kentucky
Jan. 13	A	W	58-52	Lawrence Tech
Jan. 14	A	L	56-65	Toledo
Jan. 22	SF	L	55-65	Dayton
Jan. 28	CG	L	47-58	#4 Kentucky
Jan. 31	SF	L	59-60	Miami (Ohio)
Feb. 3	A	L	50-52	Indiana State
Feb. 8	N1	L	47-57	#15 San Francisco
Feb. 10	SF	W	45-36	Evansville
Feb. 13	A	L	42-59	Dayton
Feb. 14	A	W	51-37	Miami (Ohio)
Feb. 18	A	L	63-67	Marshall
Feb. 23	A	L	53-58	#5 Kentucky
Feb. 25	SF	W	53-48	#14 Toledo
Mar. 2	N2	L	51-59	Dayton
Mar. 9	CG	W	54-53	Cincinnati
Mar. 17	CG	W	74-53	Morris-Harvey
Mar. 18	CG	L	48-59	Cincinnati
N1 - Owensboro, Ky.				
N2 - Cleveland, Ohio				

1950-51 (16-10)
XU AP

Dec. 2	SF	W	73-40	Ohio Wesleyan
Dec. 7	SF	W	78-47	Hanover
Dec. 12	CG	L	56-67	Kentucky
Dec. 17	SF	W	79-56	John Carroll
Dec. 19	N1	L	69-71	Evansville

Dec. 22	N2	W	92-58	North Carolina
Dec. 28	CG	L	70-83	#17 Cincinnati
Jan. 6	SF	W	67-65	Loyola of Chicago
Jan. 8	A	L	62-79	Western Kentucky
Jan. 10	A	L	55-63	Louisville
Jan. 13	CG	W	60-52	Notre Dame
Jan. 20	A	W	64-49	Miami (Ohio)
Jan. 25	SF	W	41-40	Tulsa
Jan. 30	SF	W	79-59	#20 Toledo
Feb. 1	SF	W	72-52	Miami (Ohio)
Feb. 3	A	W	65-59	Morehead State
Feb. 8	SF	W	77-53	Loyola (Md.)
Feb. 11	SF	L	57-63	#18 Dayton
Feb. 13	A	L	51-78	#1 Kentucky
Feb. 19	SF	W	72-69	#14 Louisville
Feb. 23	SF	W	74-57	Kent State
Feb. 24	A	W	79-67	Gannon
Feb. 26	A	L	61-70	Toledo
Feb. 28	SF	W	67-64	Western Kentucky
Mar. 3	A	L	53-77	#14 Dayton
Mar. 8	CG	L	66-81	#17 Cincinnati
N1 - Owensboro, Ky.				
N2 - Pikeville, Ky.				

1951-52 (10-14)



Ned Wulk
Head Coach

XU AP

Nov. 26	A	L	54-58	Eastern Kentucky
Dec. 1	SF	W	103-66	Franklin
Dec. 6	SF	W	81-65	Chase
Dec. 8	A	L	69-92	Indiana
Dec. 10	CG	L	72-97	#1 Kentucky
Dec. 16	SF	W	72-67	John Carroll
Dec. 19	SF	L	82-92	#16 Western Kentucky
Dec. 22	SF	W	73-59	Ball State
Dec. 29	CG	W	77-70	Cincinnati
Jan. 7	A	L	50-83	#4 Kentucky
Jan. 9	SF	L	67-77	#15 Louisville
Jan. 12	SF	W	88-70	Georgetown (Ky.)
Jan. 15	A	L	79-82	Miami (Ohio)
Jan. 22	A	W	84-70	Beloit
Jan. 23	A	L	83-103	Loyola of Chicago
Jan. 27	A	L	60-67	#16 Dayton
Feb. 1	SF	W	87-68	Hanover
Feb. 5	SF	W	83-77	Tampa
Feb. 8	SF	W	74-67	Miami (Ohio)
Feb. 13	CG	L	63-68	Cincinnati
Feb. 17	A	L	84-91	Lawrence Tech
Feb. 20	A	L	74-93	Villanova
Feb. 24	CG	L	80-82	#11 Dayton
Feb. 27	A	L	87-101	#13 Louisville

1952-53 (11-12)
XU AP

Dec. 1	SF	W	87-73	Union (Ky.)
Dec. 4	SF	W	81-53	Georgetown (Ky.)
Dec. 8	SF	L	71-76	Minnesota
Dec. 11	SF	W	96-91	Marshall
Dec. 14	A	L	73-99	Lawrence Tech
Dec. 19	SF	L	75-76	Baldwin-Wallace
Jan. 3	SF	W	90-49	Hanover
Jan. 6	CG	W	81-78	Cincinnati
Jan. 8	A	L	62-71	Siena
Jan. 10	A	L	86-94	Villanova
Jan. 11	A	L	78-86	#2 Seton Hall
Jan. 14	SF	L	70-90	Miami (Ohio)
Jan. 18	CG	W	70-68	Dayton
Jan. 26	SF	W	80-68	#18 Eastern Kentucky
Jan. 31	A	L	71-88	Baldwin-Wallace
Feb. 1	A	W	89-82	John Carroll
Feb. 4	A	L	69-72	Louisville
Feb. 10	CG	W	70-68	Cincinnati
Feb. 14	A	L	74-91	Eastern Kentucky
Feb. 20	SF	W	80-74	#16 Louisville
Feb. 22	A	L	63-81	Dayton
Feb. 25	A	W	110-91	#12 Miami (Ohio)
Mar. 2	A	L	78-83	Marshall

1953-54 (18-12)

XU AP

Dec. 2	SF	W	77-51	Union (Ky.)
Dec. 5	SF	W	83-64	Kent State
Dec. 10	SF	W	80-60	Hanover
Dec. 12	CG	L	66-81	#2 Kentucky
Dec. 14	A	W	74-54	Georgetown
Dec. 16	A	W	81-73	Villanova
Dec. 17	A	L	64-70	Iona
Dec. 19	A	W	66-54	#19 Siena
Dec. 26	SF	L	64-67	#6 Minnesota
Dec. 28	N1	W	69-49	Murray State
Dec. 29	A	L	56-61	Louisville
Dec. 30	N1	W	86-67	Eastern Kentucky
Jan. 2	A	W	85-60	John Carroll
Jan. 4	A	L	71-76	#1 Kentucky
Jan. 6	CG	L	58-77	Cincinnati
Jan. 12	SF	W	73-68	Miami (Ohio)
Jan. 18	A	W	79-63	Eastern Kentucky
Jan. 22	SF	W	74-57	Baldwin-Wallace
Jan. 24	A	L	58-66	Dayton
Jan. 30	SF	L	65-74	Louisville
Feb. 1	A	W	70-64	Murray State
Feb. 2	A	W	71-69	Centenary
Feb. 4	A	W	67-57	Loyola (La.)
Feb. 6	A	W	76-65	Southern Mississippi
Feb. 8	SF	L	49-50	Loyola (La.)
Feb. 10	CG	L	76-81	Cincinnati
Feb. 13	SF	W	78-61	Eastern Kentucky
Feb. 21	CG	L	63-81	#17 Dayton
Feb. 24	A	L	55-59	Louisville
Feb. 27	A	W	90-89	Miami (Ohio)
N1 - Louisville, Ky.				

1954-55 (13-13)

XU AP

Dec. 4	SF	W	90-46	Denison
Dec. 6	SF	W	83-50	Southern Mississippi
Dec. 6	SF	W	81-72	Memphis
Dec. 11	CG	L	69-72	#2 Kentucky
Dec. 13	A	L	46-60	Eastern Kentucky
	A	W	64-60	John Carroll
Dec. 18	A	L	68-78	Canisius
	SF	W	97-66	Georgetown (Ky.)

Jan. 6	CG	W	67-64	Cincinnati
Jan. 8	SF	W	76-70	#16 Louisville
Jan. 10	A	W	82-80	Western Kentucky (20T)
	A	L	69-82	Marshall
	A	L	73-96	Villanova
Jan. 19	SF	W	74-68	Murray State
Jan. 22	SF	W	86-72	Eastern Kentucky
Jan. 30	CG	L	80-91	#15 Dayton
Feb. 1	A	L	67-81	Memphis
	A	L	71-75	Loyola (La.)
	A	W	81-74	Spring Hill
Feb. 9	A	L	69-70	#17 Cincinnati
	SF	W	101-83	Loyola (La.)
Feb. 14	A	L	55-66	#2 Kentucky
Feb. 18	SF	L	72-75	Western Kentucky
Feb. 20	A	L	60-71	#13 Dayton
Feb. 23	A	L	52-92	Louisville
Feb. 26	SF	W	80-74	Miami (Ohio)

1955-56 (17-11)

F - Dave Piontek, Sr., 15.7 ppg. & 15.3 rpg.
F - Richard Schneider, Sr., 13.2 ppg. & 9.6 rpg.
C - Frank Tartaron, So., 9.0 ppg. & 8.3 rpg.
G - Jim Boothe, Jr., 16.5 ppg. & 3.6 rpg. & 3.7 apg.
G - Louis Vonderbrinck, Sr., 8.4 ppg. & 4.3 rpg.

XU AP

Dec. 6	SF	W	71-40	Spring Hill
	SF	W	80-47	Wabash
Dec. 14	A	W	88-65	Eastern Kentucky
	W	90-52	Georgetown (Ky.)	
Dec. 30	N1	W	84-63	Niagara
Dec. 31	N1	W	95-86	St. Bonaventure
Jan. 1	N1	W	92-67	Georgia Tech
Jan. 5	SF	L	72-73	Western Kentucky
Jan. 10	N2	L	73-84	Seton Hall
	A	W	84-57	Loyola (Md.)
	A	W	71-70	Villanova
Jan. 17	CG	L	66-71	Cincinnati
Jan. 21	A	L	73-81	#2 Dayton
	A	W	75-54	Loyola (La.)
	A	W	70-47	Spring Hill
Feb. 2	A	L	75-77	Miami (Fla.)
Feb. 4	SF	L	76-77	Miami (Ohio)
Feb. 8	A	W	79-72	#20 Cincinnati (OT)
Feb. 10	SF	W	92-78	St. Francis (Pa.)
Feb. 13	SF	W	99-59	#5 Louisville
Feb. 16	A	L	65-74	Western Kentucky
Feb. 19	CG	L	75-85	#2 Dayton
Feb. 23	SF	W	93-72	Eastern Kentucky
Feb. 29	A	L	70-83	#6 Louisville
Mar. 3	A	L	91-96	Miami (Ohio)
	W	85-67	Stebensburg	

NIT-NEW YORK

Mar. 17	N2	W	84-80	Saint Louis
Mar. 20	N2	L	68-72	#3 Dayton
N1 - Buffalo, N.Y.				
N2 - Madison Square Garden (New York, N.Y.)				

1956-57 (20-8)

F - Corny Freeman, So., 15.5 ppg. & 18.8 rpg.
F - Joe Viviano, So., 13.2 ppg. & 10.1 rpg.
C - Frank Tartaron, Jr., 8.3 ppg. & 7.5 rpg.
G - Hank Stein, So., 13.5 ppg. & 2.3 rpg.
G - Jim Boothe, Sr., 11.3 ppg. & 1.9 rpg. & 2.2 apg.

XU AP

Dec. 2	SF	W	88-59	St. Joseph's (Ind.)
Dec. 6	SF	W	111-61	Spring Hill
Dec. 9	SF	W	73-58	Bellarmine
Dec. 13	A	L	86-93	Wichita State (20T)
Dec. 15	A	L	71-92	#5 S.M.U.

YEAR-BY-YEAR SCORES

Dec. 19	SF	W	74-68	Georgetown (Ky.)
Dec. 27	N1	L	76-83	Minnesota
Dec. 29	N1	W	81-57	Cornell
Jan. 3	SF	W	87-79	#14 Western Kentucky
Jan. 5	N2	W	82-79	Iona
Jan. 9	CG	W	88-62	Cincinnati
Jan. 13	CG	L	59-61	Dayton
Jan. 19	SF	W	106-80	Ohio
Jan. 25	SF	W	91-54	Centenary
Jan. 31	SF	W	102-76	Loyola (Md.)
Feb. 2	A	W	84-72	Miami (Ohio)
Feb. 10	SF	W	90-62	Loyola (La.)
Feb. 13	A	L	57-69	Cincinnati
Feb. 16	A	L	69-87	#8 Louisville
Feb. 20	A	W	68-65	Dayton
Feb. 23	N3	W	99-86	Manhattan
Feb. 25	SF	W	79-59	Toledo
Feb. 27	A	W	77-71	Western Kentucky
Mar. 2	SF	W	100-80	Miami (Ohio)
Mar. 9	A	W	70-59	#13 Temple
Mar. 11	A	L	65-69	St. Francis (Pa.)

NIT-NEW YORK				
Mar. 16	N2	W	85-79	Seton Hall
Mar. 19	N2	L	81-116	Bradley
N1 - Buffalo, N.Y.				
N2 - Madison Square Garden (New York, N.Y.)				
N3 - Chicago, Ill.				

1957-58 (19-11)



Jim McCafferty
Head Coach



NATIONAL INVITATION TOURNAMENT CHAMPIONS
*** FIRST NATIONAL CHAMPIONSHIP BY AN OHIO DIVISION I COLLEGE OR UNIVERSITY**

F – Joe Viviano, Jr., 18.1 ppg. & 12.6 rpg.
 F – Tony Olberding, Sr.
 C – Frank Tartaron, Sr.
 G – Hank Stein, Jr., 15.5 ppg. & 2.6 rpg.
 G – Bowyer “Ducky” Castelle, So., 9.9 ppg.

XU AP				
Dec. 1	SF	W	74-56	St. Joseph’s (Ind.)
Dec. 4	A	W	83-76	John Carroll
Dec. 8	SF	W	74-58	Bellarmine
Dec. 13	N1	W	70-68	Marshall
Dec. 14	A	L	68-79	#19 Cincinnati
Dec. 17	SF	W	85-82	Fordham
Dec. 29	SF	W	70-64	Villa Madonna
Dec. 31	SF	W	86-66	Regis
Jan. 4	CG	W	82-80	Louisville (3 OT)
Jan. 6	SF	W	78-65	Miami (Ohio)
Jan. 9	A	W	71-61	Iona
Jan. 11	A	L	66-70	Saint Joseph’s
Jan. 20	SF	W	102-76	Western Kentucky
Jan. 25	A	L	75-86	Toledo
Jan. 27	SF	W	76-65	La Salle
Jan. 29	A	L	59-74	#16 Dayton
Feb. 1	A	W	65-54	Loyola of Chicago
Feb. 4	SF	W	76-60	Florida State
Feb. 8	A	L	74-76	Louisville
Feb. 10	A	L	87-99	Marshall
Feb. 12	A	L	74-87	Ohio
Feb. 16	CG	L	58-64	#14 Dayton
Feb. 23	SF	L	70-75	St. Francis (Pa.)
Feb. 26	A	W	100-91	Western Kentucky
Mar. 1	A	L	79-89	Miami (Ohio)
Mar. 8	CG	L	68-80	#3 Cincinnati

NIT-NEW YORK				
Mar. 15	N2	W	95-86	Niagara
Mar. 18	N2	W	72-62	Bradley
Mar. 20	N2	W	72-53	St. Bonaventure
Mar. 22	N2	W	78-74	#11 Dayton (Finals) (OT)
N1 - UC Fieldhouse, Cincinnati, Ohio				
N2 - Madison Square Garden (New York, N.Y.)				

1958-59 (12-13)				
F – Joe Viviano, Sr., 17.0 ppg. & 9.8 rpg.				
G – Hank Stein, Sr., 13.7 ppg. & 2.2 rpg.				
G – Bowyer “Ducky” Castelle, Jr., 10.1 ppg. & 3.7 rpg.				
C – Ron Nicolai, So., 6.8 ppg. & 9.8 rpg.				
F – Rich Piontek, Jr., 7.7 ppg. & 10.5 rpg.				

XU AP				
Dec. 2	SF	W	91-71	John Carroll
Dec. 5	SF	W	58-52	16 New Mexico State
Dec. 11	N1	W	69-52	16 Iona
Dec. 13	A	W	80-58	16 Detroit
Dec. 19	CG	W	80-68	9 #16 Seattle
Dec. 22	A	L	71-86	9 Marquette
Dec. 26	N2	W	68-57	10 Oregon
Dec. 27	A	L	54-81	10 Oklahoma City
Dec. 29	N2	L	71-92	10 Bowling Green
Jan. 3	CG	W	98-66	Louisville
Jan. 6	A	W	85-79	Miami (Ohio)
Jan. 10	A	L	66-70	Louisville
Jan. 14	A	L	56-60	Dayton
Jan. 24	CG	L	66-92	#6 Cincinnati
Jan. 28	SF	W	70-62	Georgetown
Jan. 31	N3	W	73-71	Notre Dame
Feb. 2	SF	L	56-59	St. Francis (Pa.)
Feb. 9	A	L	69-88	#14 Seattle
Feb. 11	A	L	81-93	Montana State
Feb. 16	A	L	67-94	Western Kentucky
Feb. 21	CG	L	70-79	#13 Marquette
Feb. 23	CG	L	73-82	Western Kentucky
Feb. 28	A	L	80-99	La Salle
Mar. 3	SF	W	82-69	Miami (Ohio)
Mar. 8	CG	W	71-69	Dayton

N1 - Madison Square Garden (New York, N.Y.)				
N2 - Oklahoma City, Okla.				
N3 - Chicago, Ill.				

1959-60 (17-9)				
C – Jack Thobe, So., 18.4 ppg. & 10.0 rpg.				
G – Bill Kirvin, So., 12.8 ppg. & 3.0 rpg. & 2.6 apg.				
F – Jim Haffner, Jr., 9.9 ppg. & 6.2 rpg.				
G – Jim Enright, So., 10.3 ppg. & 2.1 rpg.				
F – Ron Nicolai, Jr., 6.2 ppg. & 8.1 rpg.				
XU AP				
Dec. 2	SF	W	92-40	Marian
Dec. 6	SF	W	85-60	Bellarmine
Dec. 12	A	W	69-57	St. Bonaventure
Dec. 14	A	L	71-95	Detroit
Dec. 19	SF	W	86-65	Seattle
Dec. 21	N1	W	94-91	The Citadel
Dec. 23	SF	W	76-67	St. Mary’s (Texas)
Dec. 26	SF	W	84-76	New Mexico
Dec. 28	N2	W	86-74	Florida
Dec. 29	A	L	69-87	#15 Miami (Fla.)
Jan. 2	SF	W	75-73	Creighton
Jan. 6	A	L	51-54	Dayton
Jan. 11	A	L	74-82	Miami (Ohio)
Jan. 16	A	L	62-84	Louisville
Jan. 18	SF	W	80-71	Miami (Ohio)
Jan. 20	SF	W	86-76	Western Kentucky
Jan. 22	A	L	63-65	Loyola of Chicago
Feb. 3	SF	W	52-45	Portland
Feb. 6	CG	W	75-64	Louisville
Feb. 10	A	W	82-73	#18 Western Kentucky
Feb. 13	SF	W	73-71	#20 Detroit
Feb. 15	SF	W	79-75	Marquette
Feb. 20	SF	W	87-72	Regis
Feb. 24	CG	L	82-91	Dayton
Mar. 1	A	L	61-67	Marquette
Mar. 8	CG	L	68-86	#1 Cincinnati
N1 - Fort Wayne, Ind.				
N2 - Miami, Fla.				

1960-61 (17-10)				
F – Leo McDermott, So., 12.2 ppg. & 6.8 rpg.				
F – Ron Nicolai, Sr., 5.4 ppg. & 6.5 rpg.				
C – Jack Thobe, Jr., 17.5 ppg. & 10.7 rpg.				
G – Bill Kirvin, Jr., 16.2 ppg. & 3.4 rpg. & 4.7 apg.				
G – Jim Enright, Jr., 9.3 ppg. & 2.2 rpg. & 4.3 apg.				
XU AP				
Dec. 2	SF	W	72-43	Marian
Dec. 4	SF	W	106-69	Bellarmine
Dec. 10	A	L	64-76	Louisville
Dec. 12	SF	L	75-85	St. Bonaventure
Dec. 15	SF	W	75-62	Loyola Marymount
Dec. 19	SF	W	95-79	St. Mary’s (Texas)
Dec. 23	SF	W	87-82	Gonzaga
Dec. 27	N1	L	65-71	Colorado State
Dec. 28	N1	W	72-39	Yale
Dec. 31	SF	W	78-63	Yale
Jan. 2	SF	W	92-63	Creighton
Jan. 14	SF	W	87-75	Saint Joseph’s
Jan. 18	CG	W	84-77	#5 Louisville
Jan. 20	SF	W	76-66	Western Kentucky
Jan. 28	CG	L	64-87	Dayton
Feb. 2	A	L	61-68	Western Kentucky
Feb. 6	SF	W	99-96	Detroit
Feb. 11	SF	L	79-88	Marquette (OT)
Feb. 13	SF	W	87-79	Miami (Ohio)
Feb. 16	N2	W	58-54	Iona
Feb. 18	A	W	81-79	Canisius
Feb. 22	A	L	71-94	Dayton
Feb. 27	A	W	86-81	Miami (Ohio)
Mar. 2	CG	L	53-89	#3 Cincinnati
Mar. 9	A	L	74-77	Marquette
Mar. 11	A	W	94-85	Loyola of Chicago

1961-62 (14-12)				
F – Jack Thobe, Sr., 14.6 ppg. & 7.3 rpg.				
G – Bill Kirvin, Sr., 13.5 ppg. & 3.1 rpg. & 4.0 apg.				
C – Bob Pelkington, So., 11.8 ppg. & 11.7 rpg.				
G – Frank Pinchback, Sr., 11.1 ppg. & 8.2 rpg.				
F – Joe Geiger, So., 11.0 ppg. & 7.4 rpg.				
XU AP				
Dec. 3	SF	W	93-51	Bellarmine
Dec. 6	SF	W	94-47	Marian
Dec. 9	A	L	57-79	St. Bonaventure
Dec. 11	A	L	73-88	Detroit
Dec. 18	A	L	69-81	Illinois
Dec. 20	SF	W	67-53	#3 Providence
Dec. 22	N1	L	67-75	#4 Kansas State
Dec. 23	N1	L	70-75	Tennessee
Dec. 30	SF	W	95-83	Western Kentucky
Jan. 3	A	L	48-64	Dayton
Jan. 6	SF	W	82-51	Ohio Wesleyan
Jan. 9	SF	W	67-65	Canisius
Jan. 13	SF	W	87-66	#6 Villanova
Jan. 17	A	L	60-85	Louisville
Jan. 20	SF	W	81-68	Miami (Ohio)
Jan. 29	SF	W	89-82	Detroit
Feb. 2	A	L	68-75	Saint Joseph’s
Feb. 7	CG	W	72-71	Dayton
Feb. 10	A	W	68-61	Marquette
Feb. 14	CG	W	79-67	Louisville
Feb. 17	SF	W	72-60	Portland
Feb. 21	A	L	83-88	Western Kentucky
Mar. 1	CG	L	58-61	#2 Cincinnati
Mar. 3	A	L	63-65	Miami (Ohio)
Mar. 5	SF	W	96-89	Loyola of Chicago
Mar. 10	SF	L	67-76	Marquette
N1 - Lexington, Ky.				

NCAA TOURNAMENT				
Mar. 14	N3	L	66-71	Morehead State
N1 - Detroit, Mich.				
N2 - Madison Square Garden, New York, N.Y.				
N3 - Kentucky State Fairgrounds, Louisville, Ky.				

1962-63 (12-16)				
F – Joe Geiger, Jr., 11.1 ppg. & 7.9 rpg.				
F – Leo McDermott, Sr., 8.8 ppg. & 4.4 rpg.				
C – Bob Pelkington, Jr., 15.3 ppg. & 16.2 rpg. & 3.4 apg.				
G – Steve Thomas, So., 16.1 ppg. & 3.1 rpg.				
G – Joe McNeil, So., 4.9 ppg. & 2.4 rpg.				
XU AP				
Dec. 1	SF	W	87-53	Marian
Dec. 5	A	L	48-63	Tennessee
Dec. 8	A	L	83-87	Canisius
Dec. 10	A	L	75-93	Detroit
Dec. 12	SF	W	91-61	Gannon
Dec. 15	SF	W	103-94	Jacksonville
Dec. 17	SF	L	74-76	Seattle
Dec. 19	SF	W	86-77	St. Bonaventure
Dec. 22	SF	W	76-65	Hanover
Dec. 28	N1	L	57-63	Auburn
Dec. 29	N1	L	66-75	#10 Mississippi State
Jan. 3	CG	L	65-69	Dayton
Jan. 6	SF	W	87-71	Detroit
Jan. 12	A	L	57-80	Marquette
Jan. 16	CG	L	66-75	Louisville
Jan. 19	SF	W	63-62	Miami (Ohio)
Jan. 26	A	L	76-90	Kentucky
Jan. 27	SF	L	66-69	Santa Clara
Jan. 29	SF	W	73-56	Bellarmine
Feb. 6	A	L	63-79	Dayton
Feb. 11	A	W	59-57	Miami (Ohio)
Feb. 13	A	L	68-70	Louisville (OT)

YEAR-BY-YEAR SCORES

Feb. 18	SF	W	96-68	Villa Madonna
Feb. 23	A	L	59-73	Villanova
Feb. 26	CG	L	61-72	#1 Cincinnati
Mar. 2	SF	L	67-80	Marquette
National Catholic Tournament				
Mar. 8	N2	W	80-67	Creighton
Mar. 9	N2	W	89-75	St. Bonaventure (Finals)
N1-New Orleans, La.				
N2-Louisville, Ky.				

1963-64 (16-10)



Don Ruberg
Head Coach

- F – Bryan Williams, So., 12.7 ppg. & 5.1 rpg.
- F – Joe Geiger, Sr., 19.3 ppg. & 11.2 rpg.
- C – Bob Pelkington, Sr., 13.1 ppg. & 21.8 rpg. & 3.4 apg.
- G – Steve Thomas, Jr., 30.0 ppg. & 3.6 rpg.
- G – Joe McNeil, Jr., 6.9 ppg. & 3.3 rpg.

XU AP				
Dec. 1	SF	W	101-77	Marian
Dec. 4	SF	W	69-57	Tennessee
Dec. 10	SF	L	69-76	Central State
Dec. 14	A	L	82-87	St. Bonaventure
Dec. 16	SF	W	102-66	Villa Madonna
Dec. 20	A	W	76-75	Saint Joseph's
Dec. 26	N1	W	69-68	Miami (Ohio)
Dec. 28	N1	L	80-86	DePaul
Dec. 30	SF	W	83-71	Tulsa
Jan. 4	A	W	103-94	Dayton
Jan. 6	SF	W	121-113	Detroit
Jan. 11	A	W	83-81	Marquette
Jan. 15	SF	W	80-79	Louisville
Jan. 18	SF	L	88-90	#9 Villanova
Jan. 26	A	L	76-83	Duquesne
Jan. 28	SF	W	104-84	Canisius
Feb. 1	SF	W	82-81	Dayton
Feb. 8	SF	L	85-97	Miami (Ohio)
Feb. 9	SF	W	85-73	Catholic
Feb. 12	A	L	91-97	Louisville
Feb. 15	A	W	114-112	Detroit
Feb. 18	SF	W	116-99	St. Francis (Pa.)
Feb. 22	A	L	85-96	Miami (Ohio)
Feb. 25	A	W	99-86	Memphis
Mar. 4	CG	L	92-94	Cincinnati
Mar. 7	SF	L	95-98	Marquette
N1-Buffalo, N.Y.				

1964-65 (10-15)

- F – Bryan Williams, Jr., 14.3 ppg. & 7.0 rpg.
- F – Jim Hengehold, So., 12.2 ppg. & 5.8 rpg.
- C – Ben Cooper, Jr., 14.1 ppg. & 13.1 rpg.
- *G – Steve Thomas, Sr., 28.9 ppg. & 3.6 rpg.
- G – Joe McNeil, Sr., 5.2 ppg. & 2.5 rpg. & 2.5 apg.
- * Played only 14 game due to injury.

XU AP				
Dec. 5	A	L	89-93	#16 Villanova
Dec. 7	SF	W	96-66	Union (Ky.)
Dec. 12	A	L	85-91	Canisius
Dec. 14	A	L	110-123	Detroit
Dec. 19	SF	L	76-80	Kent State (OT)
Dec. 23	SF	W	100-78	St. Bonaventure
Dec. 28	N1	W	93-87	LSU
Dec. 29	A	L	75-90	Oklahoma City
Dec. 30	N1	L	103-115	Brigham Young
Jan. 4	SF	L	79-83	Dayton
Jan. 7	SF	W	94-79	Loyola (La.)
Jan. 9	A	L	73-80	Marquette
Jan. 13	SF	W	99-87	St. Francis (Pa.)
Jan. 23	SF	W	96-90	Duquesne
Jan. 25	SF	L	92-108	Detroit
Jan. 27	SF	W	72-63	Loyola Marymount
Jan. 30	SF	L	78-93	#3 Saint Joseph's
Feb. 3	A	L	81-112	Dayton
Feb. 8	A	L	68-97	Miami (Ohio)
Feb. 13	A	W	77-63	Catholic University
Feb. 16	A	L	65-80	Tulsa
Feb. 20	SF	L	62-82	Miami (Ohio)
Feb. 24	SF	W	95-74	Memphis State
Feb. 27	SF	W	56-55	Marquette
Mar. 3	CG	L	72-102	Cincinnati
N1-Oklahoma City, Okla.				

1965-66 (13-13)

- F – Bob Quick, So., 20.0 ppg. & 11.6 rpg.
- F – Bryan Williams, Sr., 12.8 ppg. & 4.6 rpg. & 2.8 apg.
- C – Jim Lacey, So., 10.1 ppg. & 7.0 rpg.
- G – Tim O'Connell, So., 12.5 ppg. & 2.4 rpg.
- G – Dave Lynch, Jr., 5.2 ppg. & 3.7 rpg.

XU AP				
Dec. 4	SF	W	115-83	Aquinas (Mich.)
Dec. 6	SF	W	87-65	Union (Ky.)
Dec. 8	SF	W	94-73	Canisius
Dec. 11	A	L	72-92	St. Bonaventure
Dec. 13	A	L	86-105	Detroit
Dec. 18	SF	L	81-90	Fairfield
Dec. 20	SF	W	104-81	The Citadel
Dec. 28	N1	L	81-82	Wichita State
Dec. 29	N1	W	98-86	Texas A&M
Dec. 30	N1	W	90-86	Wyoming
Jan. 3	A	L	79-105	Dayton
Jan. 8	A	L	64-103	Marquette
Jan. 12	SF	L	82-90	Villanova
Jan. 15	SF	W	113-85	St. Francis (Pa.)
Jan. 22	SF	W	77-72	Villa Madonna
Jan. 24	SF	L	87-95	Detroit
Jan. 29	A	W	110-107	Memphis
Jan. 31	A	W	76-74	Loyola (La.)
Feb. 5	SF	L	68-76	Miami (Ohio)
Feb. 9	SF	L	73-76	Dayton
Feb. 11	A	W	85-76	Kent State
Feb. 13	A	W	79-75	Duquesne
Feb. 16	SF	W	82-78	Marquette
Feb. 21	A	L	72-76	Miami (Ohio)
Feb. 26	A	L	83-101	#7 Saint Joseph's
Mar. 3	CG	L	62-67	#10 Cincinnati
N1-Oklahoma City, Okla.				

1966-67 (13-13)

- F – Bob Quick, Jr., 19.3 ppg. & 10.5 rpg.
- F – Jim Hengehold, Sr., 9.5 ppg. & 4.8 rpg.
- C – Luther Rackley, So., 15.0 ppg. & 12.6 rpg.
- G – Tim O'Connell, Jr., 13.2 ppg. & 2.0 rpg.
- G – Joe Pangrazio, Jr., 6.8 ppg. & 2.1 rpg. & 2.3 apg.

XU AP				
Dec. 2	A	W	69-65	Air Force
Dec. 3	A	L	52-100	Kansas
Dec. 6	SF	W	78-70	Union (Ky.)
Dec. 10	SF	W	104-89	Detroit
Dec. 12	SF	W	87-39	Tampa
Dec. 14	SF	W	97-80	St. Bonaventure
Dec. 17	SF	W	101-78	Kent State
Dec. 20	SF	W	71-68	Miami (Ohio)
Dec. 27	A	L	88-107	Utah State
Dec. 29	N1	W	96-92	Wyoming
Dec. 30	A	L	79-91	Seattle
Jan. 4	SF	L	72-75	Dayton
Jan. 7	A	W	84-78	Detroit
Jan. 9	SF	W	61-57	Duquesne
Jan. 14	A	L	69-87	Marquette
Jan. 18	A	L	59-75	Villanova
Jan. 21	SF	W	88-78	Memphis
Jan. 30	SF	W	56-55	Villa Madonna
Feb. 1	SF	L	80-87	Saint Joseph's
Feb. 4	A	L	49-67	Miami (Ohio)
Feb. 8	A	L	66-70	Dayton
Feb. 11	A	L	60-71	DePaul
Feb. 15	SF	L	69-71	Marquette
Feb. 18	A	L	72-77	Canisius
Feb. 27	SF	W	95-79	Chattanooga
Mar. 3	CG	L	69-79	Cincinnati (OT)
N1 - Seattle, Wash.				

1967-68 (10-16)



George Krajack
Head Coach

- F – Bob Quick, Sr., 23.7 ppg. & 14.0 rpg.
- F – Tom Schlager, Jr., 6.6 ppg. & 4.6 rpg.
- F – Tom Rohling, Jr., 10.4 ppg. & 9.4 rpg.
- G – John Zeides, Sr., 11.2 ppg. & 1.8 rpg.
- G – Joe Pangrazio, Sr., 7.4 ppg. & 2.8 rpg. & 3.2 apg.

XU AP				
Dec. 1	SF	W	85-78	Villa Madonna
Dec. 4	SF	L	85-87	Utah State
Dec. 6	A	L	76-111	#9 Kentucky
Dec. 9	A	L	84-85	Detroit
Dec. 11	A	L	69-93	St. Bonaventure
Dec. 20	SF	L	69-80	Loyola Marymount
Dec. 22	SF	W	92-65	Canisius
Dec. 27	N1	L	75-87	Brigham Young
Dec. 29	N1	W	101-84	Idaho State
Dec. 30	N1	L	70-81	Fordham
Jan. 3	SF	L	80-83	Dayton
Jan. 9	A	L	60-71	Saint Joseph's
Jan. 13	SF	L	62-63	Villanova

Jan. 15	SF	W	84-81	Detroit
Jan. 18	SF	L	65-72	Miami (Ohio)
Jan. 20	SF	W	99-83	Northern Illinois
Jan. 27	SF	W	96-72	Loyola (La.)
Jan. 31	SF	W	97-78	DePaul
Feb. 4	SF	W	87-68	Georgetown
Feb. 7	A	L	56-64	Dayton
Feb. 10	A	L	57-72	Marquette
Feb. 12	SF	L	60-64	Fairfield
Feb. 18	A	L	67-85	Duquesne
Feb. 22	A	L	52-55	Miami (Ohio)
Feb. 26	SF	W	88-83	Marquette (OT)
Mar. 5	CG	W	72-71	Cincinnati
N1 - Oklahoma City, Okla.				

1968-69 (10-16)

- F – Tom Schlager, Sr., 10.4 ppg. & 4.6 rpg.
- F – Don Darby, Jr., 4.2 ppg. & 5.2 rpg.
- C – Luther Rackley, Sr., 17.5 ppg. & 14.0 rpg.
- G – Chris Hall, Jr., 10.9 ppg. & 2.4 rpg. & 2.7 apg.
- G – John Zeides, Sr., 10.4 ppg. & 2.2 rpg.

XU AP				
Nov. 30	A	L	77-115	#3 Kentucky
Dec. 2	SF	W	79-66	Thomas More
Dec. 5	SF	W	68-66	Union (Ky.)
Dec. 9	A	L	56-79	#4 Kansas
Dec. 14	SF	L	67-76	Saint Joseph's
Dec. 16	SF	W	72-70	Old Dominion
Dec. 20	SF	W	81-71	Loyola Marymount
Dec. 22	SF	L	58-77	Duquesne
Dec. 27	N1	W	75-67	West Florida
Dec. 28	N1	L	73-75	Auburn
Jan. 4	SF	W	59-55	Dayton
Jan. 8	CG	L	50-52	#19 Cincinnati
Jan. 11	A	L	69-82	#20 Marquette
Jan. 13	A	L	77-86	DePaul
Jan. 18	A	L	84-98	Detroit
Jan. 25	SF	W	93-69	Air Force
Jan. 27	A	L	64-72	#20 Dayton
Jan. 30	A	L	45-60	Miami (Ohio)
Feb. 3	SF	L	69-71	St. Bonaventure
Feb. 10	A	L	63-77	Georgetown
Feb. 12	SF	W	59-51	Miami (Ohio)
Feb. 15	SF	W	104-67	Detroit
Feb. 18	SF	L	54-67	#20 Marquette
Feb. 20	SF	W	121-70	Samford
Feb. 22	A	L	66-76	Canisius
Feb. 24	A	L	75-79	#11 Villanova
N1 - Mobile, Ala.				

1969-70 (5-20)

- F – Jerry Helmers, So., 17.5 ppg. & 8.4 rpg.
- F – Tom Binegar, So., 13.3 ppg. & 6.2 rpg.
- F – Don Darby, Sr., 5.5 ppg. & 6.4 rpg.
- G – Rick Reeder, Sr., 10.8 ppg. & 3.1 rpg.
- G – Doug Alt, So., 11.2 ppg. & 1.5 rpg.

XU AP				
Dec. 1	SF	L	64-85	Thomas More
Dec. 6	A	L	74-83	Saint Joseph's
Dec. 8	A	L	69-82	#20 St. Bonaventure
Dec. 12	SF	L	71-72	Hanover
Dec. 15	SF	L	73-89	Old Dominion
Dec. 19	N1	W	75-68	New York Univ.
Dec. 20	N1	L	89-101	Oklahoma
Dec. 23	SF	L	83-91	Niagara
Jan. 3	SF	L	76-94	Dayton
Jan. 7	SF	L	71-73	DePaul
Jan. 10	A	L	80-81	Air Force
Jan. 12	A	W	80-76	TCU
Jan. 18	SF	L	73-78	Detroit

YEAR-BY-YEAR SCORES

Jan. 24	A	L	73-82	#8 Marquette
Jan. 26	A	L	80-88	Northern Illinois
Jan. 31	A	W	70-67	Detroit
Feb. 4	A	L	78-90	Dayton
Feb. 7	SF	W	98-71	Bellarmine
Feb. 9	SF	W	76-69	Canisius
Feb. 15	SF	L	79-96	Villanova
Feb. 17	CG	L	72-85	Cincinnati
Feb. 21	A	L	59-66	Miami (Ohio)
Feb. 23	SF	L	73-81	#10 Marquette
Feb. 25	A	L	63-105	Duquesne
Mar. 4	SF	L	64-68	Miami (Ohio)

1970-71 (9-17)
F – Jerry Helmers, Jr., 19.4 ppg. & 5.2 rpg.
F – Conny Warren, So., 7.0 ppg. & 6.3 rpg.
C – Bob Fullerton, So., 6.5 ppg. & 5.4 rpg.
G – Doug Alt, Jr., 15.6 ppg. & 3.0 rpg. & 1.7 apg.
G – Rusty Blossom, Jr., 5.4 ppg. & 4.1 rpg.

XU AP				
Dec. 1	SF	L	69-81	Aquinas (Mich.)
Dec. 5	SF	W	82-79	Bellarmine
Dec. 7	SF	W	64-50	Thomas More
Dec. 12	SF	W	93-78	Union (Ky.)
Dec. 14	A	L	62-84	#10 Villanova
Dec. 19	SF	L	68-73	The Citadel
Dec. 21	SF	W	96-84	Loyola Marymount
Dec. 29	N1	L	73-86	Auburn
Dec. 30	N1	W	82-66	Tulane
Jan. 2	SF	W	80-65	Air Force
Jan. 4	SF	W	74-68	Charlotte
Jan. 6	SF	L	77-84	Duquesne
Jan. 9	A	L	60-91	#3 Marquette
Jan. 16	SF	L	76-78	Detroit
Jan. 25	A	L	61-73	Miami (Ohio)
Jan. 30	SF	L	74-76	Saint Joseph's
Feb. 3	SF	L	77-104	St. Bonaventure
Feb. 6	A	L	71-80	Detroit
Feb. 10	SF	W	104-75	Cleveland State
Feb. 13	A	L	50-70	Dayton
Feb. 17	CG	W	66-65	Cincinnati
Feb. 20	A	L	87-98	Canisius
Feb. 24	SF	L	72-86	Miami (Ohio)
Feb. 27	SF	L	76-82	Dayton
Mar. 3	A	L	76-84	DePaul
Mar. 6	SF	L	58-76	#2 Marquette



Dick Campbell
Head Coach

1971-72 (12-14)

F – Jerry Helmers, Sr., 13.9 ppg. & 4.9 rpg.
F – Conny Warren, Jr., 9.6 ppg. & 10.9 rpg.
C – Bob Fullerton, Jr., 14.8 ppg. & 8.0 rpg.
G – Doug Alt, Sr., 9.9 ppg. & 3.0 rpg. & 2.0 apg.
G – Tom Binegar, Sr., 8.6 ppg. & 3.3 rpg. & 2.0 apg.

XU AP				
Dec. 1	A	L	57-75	#14 Kansas
Dec. 6	SF	W	83-69	Union (Ky.)
Dec. 11	A	L	66-69	Dayton
Dec. 13	SF	W	90-88	Old Dominion
Dec. 18	A	W	71-60	Auburn
Dec. 22	SF	W	90-65	Brown
Dec. 29	N1	L	65-85	#11 Virginia
Dec. 30	N1	L	58-62	Air Force
Jan. 1	SF	W	75-69	Yale
Jan. 3	SF	W	83-70	Marian
Jan. 6	SF	W	80-70	Thomas More
Jan. 11	A	L	51-70	St. Bonaventure
Jan. 15	SF	L	60-68	#11 Villanova
Jan. 22	SF	L	66-70	Detroit
Jan. 24	A	L	57-65	Duquesne
Jan. 26	A	L	63-75	Saint Joseph's
Feb. 2	SF	W	82-62	Wisconsin-Milwaukee
Feb. 5	SF	W	77-66	Dayton
Feb. 9	A	L	59-89	#2 Marquette
Feb. 12	A	L	56-69	Detroit
Feb. 16	CG	L	71-76	Cincinnati
Feb. 23	A	L	73-84	Miami (Ohio)
Feb. 26	SF	W	71-62	DePaul
Feb. 28	SF	L	55-63	#2 Marquette
Mar. 4	SF	W	78-74	Miami (Ohio) (OT)
Mar. 6	SF	W	68-67	Canisius

1972-73 (3-23)
F – Conny Warren, Sr., 15.0 ppg. & 11.4 rpg.
F – Pete Accetta, So., 5.8 ppg. & 3.2 rpg.
C – Bob Fullerton, Sr., 12.0 ppg. & 6.7 rpg.
G – Steve Penhorwood, Jr., 8.6 ppg. & 3.3 rpg.
G – Jim Rippe, So., 7.5 ppg. & 2.3 rpg. & 3.0 apg.

XU AP				
Dec. 1	SF	W	91-56	Wheeling
Dec. 4	SF	L	64-65	Thomas More
Dec. 9	A	L	73-114	#20 Houston
Dec. 11	A	L	54-61	Kansas
Dec. 16	A	L	52-70	#4 Marquette
Dec. 19	SF	W	67-60	Auburn
Dec. 22	N1	L	65-75	Southern Illinois
Dec. 23	N1	L	59-60	VMI
Jan. 3	SF	L	67-75	Miami (Ohio)
Jan. 6	CG	L	82-98	Dayton
Jan. 13	SF	L	73-79	Detroit
Jan. 15	SF	L	76-79	Old Dominion
Jan. 20	A	W	74-73	Canisius
Jan. 29	CG	L	61-90	#10 Marquette
Feb. 1	SF	L	67-76	Wisconsin-Milwaukee
Feb. 3	A	L	68-94	Notre Dame
Feb. 7	A	L	67-89	DePaul
Feb. 10	A	L	81-83	Detroit
Feb. 14	SF	L	63-68	St. Bonaventure
Feb. 17	SF	L	65-78	Saint Joseph's
Feb. 19	A	L	53-54	Miami (Ohio)
Feb. 21	CG	L	68-78	Cincinnati
Feb. 24	A	L	45-56	Air Force
Feb. 28	SF	L	73-89	Duquesne
Mar. 3	A	L	81-87	Dayton
Mar. 5	A	L	77-92	Villanova

N1 - Las Cruces, N.M.

1973-74 (8-18)



Tay Baker
Head Coach

F – Mike Plunkett, So., 14.0 ppg. & 7.0 rpg.
F – Gary Deidrick, Jr., 10.6 ppg. & 3.4 rpg.
F – Pete Accetta, Jr., 10.5 ppg. & 6.1 rpg.
C – Jerry Foley, Jr., 9.7 ppg. & 6.6 rpg.
G – Ron Laker, So., 4.1 ppg. & 2.7 rpg. & 2.5 apg.

XU AP				
Dec. 1	SF	W	88-48	Aquinas (Mich.)
Dec. 5	SF	W	77-42	IUPUI
Dec. 8	SF	W	56-54	Thomas More
Dec. 10	A	L	61-77	Michigan
Dec. 15	A	L	67-93	St. Bonaventure
Dec. 21	A	L	55-68	#6 Marquette
Dec. 28	A	L	70-82	Furman
Dec. 29	N1	L	64-65	Delaware
Jan. 2	SF	L	53-73	#6 Marquette
Jan. 5	SF	W	77-66	Loyola of Chicago
Jan. 9	SF	L	52-62	Dayton
Jan. 12	A	L	44-87	#2 Notre Dame
Jan. 24	A	L	83-86	Old Dominion (OT)
Jan. 26	A	L	71-77	Saint Joseph's
Jan. 28	SF	L	73-91	Brown
Jan. 30	SF	W	70-67	Canisius
Feb. 2	SF	W	58-55	Air Force
Feb. 5	SF	W	75-72	Wheeling
Feb. 9	SF	L	70-77	DePaul
Feb. 16	A	L	78-79	Detroit
Feb. 20	CG	L	56-68	Cincinnati
Feb. 23	A	L	55-86	Dayton
Feb. 25	SF	W	80-67	Detroit
Mar. 2	SF	L	58-67	Miami (Ohio)
Mar. 4	SF	L	74-79	Villanova
Mar. 7	A	L	40-73	Duquesne

N1 - Greenville, S.C.

1974-75 (11-15)

F – Mike Plunkett, Jr., 15.9 ppg. & 8.3 rpg.
F – Pete Accetta, Sr., 11.7 ppg. & 6.0 rpg.
F – Jerry Foley, Sr., 9.2 ppg. & 7.2 rpg.
C – Joe Sunderman, Fr., 5.8 ppg. & 4.8 rpg.
G – Jim Rippe, Sr., 10.2 ppg. & 1.3 rpg. & 2.2 apg.

XU AP				
Nov. 30	SF	W	77-57	Berea College
Dec. 4	SF	W	88-43	IUPUI
Dec. 7	A	L	66-75	Dayton
Dec. 11	SF	W	105-49	Union (Ky.)
Dec. 14	SF	W	76-68	Thomas More
Dec. 18	SF	L	63-68	Morehead State
Dec. 21	A	L	68-70	Canisius
Dec. 26	A	L	68-70	Oklahoma City
Dec. 28	N1	L	57-60	Wyoming
Dec. 29	N1	W	67-69	Niagara

Jan. 4	A	L	62-67	Loyola of Chicago
Jan. 8	SF	W	76-62	Walsh College
Jan. 20	A	L	51-54	Air Force
Jan. 25	SF	W	87-84	Detroit
Jan. 29	SF	L	55-73	#13 Marquette
Feb. 1	A	L	58-96	#16 Notre Dame
Feb. 5	SF	W	70-66	Wheeling
Feb. 8	A	L	55-78	#11 Marquette
Feb. 12	SF	W	72-62	St. Bonaventure (OT)
Feb. 15	SF	W	64-60	Northern Kentucky
Feb. 19	SF	L	67-78	Dayton
Feb. 22	A	L	59-70	Detroit
Feb. 26	CG	L	57-66	Cincinnati
Mar. 1	A	L	59-86	Miami (Ohio)
Mar. 3	SF	W	77-72	St. Joseph's (Ind.)
Mar. 5	SF	L	68-74	Cleveland State

N1 - Oklahoma City, Okla.

1975-76 (14-12)

F – Dale Haarman, Jr., 14.6 ppg. & 7.1 rpg.
F – Mike Plunkett, Sr., 10.2 ppg. & 5.9 rpg.
C – Joe Sunderman, So., 7.8 ppg. & 6.9 rpg.
G – Garry Whitfield, Jr., 16.3 ppg. & 3.7 rpg. & 2.9 apg.
G – Nick Daniels, Fr., 15.0 ppg. & 7.1 rpg.

XU AP				
Nov. 29	A	L	64-81	Purdue
Dec. 3	SF	W	100-64	Centre
Dec. 6	SF	W	104-84	Thomas More
Dec. 8	SF	W	76-65	Union (Ky.)
Dec. 12	A	W	78-77	Marshall (OT)
Dec. 13	N1	L	71-79	Kent State
Dec. 17	SF	W	75-59	Loyola of Chicago
Dec. 20	A	L	64-94	Detroit
Dec. 22	A	L	78-82	Cleveland State
Jan. 3	A	L	71-80	Dayton
Jan. 7	SF	W	82-64	Canisius
Jan. 10	SF	W	109-96	Saint Joseph's (2 OT)
Jan. 17	CG	L	79-90	#15 Notre Dame
Jan. 19	A	L	48-82	#3 Marquette
Jan. 24	SF	W	67-64	Navy
Jan. 31	SF	L	65-66	Air Force
Feb. 4	SF	W	95-73	Wheeling
Feb. 7	A	L	61-66	Saint Louis
Feb. 11	A	W	65-64	Morehead State
Feb. 14	SF	W	82-80	Detroit (OT)
Feb. 18	RC	L	74-81	#13 Cincinnati
Feb. 21	SF	W	72-70	Northern Kentucky (OT)
Feb. 24	SF	W	90-76	IUPUI
Feb. 28	SF	L	75-77	Dayton
Mar. 2	SF	W	98-86	Duquesne
Mar. 5	SF	L	49-74	#12 Marquette

N1 - Huntington, W.Va.

1976-77 (10-17)

F – Dale Haarman, Sr., 13.3 ppg. & 5.3 rpg. & 2.6 apg.
F – Steve Spivery, So., 10.4 ppg. & 7.9 rpg.
G – Garry Whitfield, Sr., 12.7 ppg. & 2.1 rpg.
G – Nick Daniels, So., 10.7 ppg. & 5.2 rpg.
G – Keith Walker, Fr., 5.2 ppg. & 2.0 rpg.

XU AP				
Dec. 1	SF	W	78-57	Centre
Dec. 4	SF	W	113-70	Union (Ky.)
Dec. 7	SF	W	72-70	Thomas More
Dec. 10	N1	L	44-46	Niagara
Dec. 11	N1	L	61-63	Seattle
Dec. 15	SF	W	89-79	Evansville
Dec. 21	A	L	73-97	#19 Tennessee
Dec. 23	A	W	66-60	Butler (OT)
Dec. 28	A	L	74-84	#16 Maryland
Dec. 29	N2	L	80-86	Duquesne

YEAR-BY-YEAR SCORES

Jan. 5	SF	W	82-56	Campbellsville (Ky.)
Jan. 8	A	L	59-75	Dayton
Jan. 12	A	L	69-74	Loyola of Chicago
Jan. 15	SF	L	62-63	Ashland
Jan. 22	A	L	43-85	#8 Marquette
Jan. 29	SF	W	74-73	Transylvania (OT)
Feb. 1	A	L	72-83	Air Force (2OT)
Feb. 5	SF	L	76-85	#20 Detroit
Feb. 7	A	L	63-94	Notre Dame
Feb. 12	SF	W	70-66	Wheeling
Feb. 16	RC	L	68-77	#10 Cincinnati
Feb. 19	SF	W	57-56	Saint Louis
Feb. 23	SF	W	67-65	Northern Kentucky
Feb. 26	A	L	66-91	#16 Detroit
Mar. 2	SF	L	65-73	Cleveland State
Mar. 5	SF	L	48-86	Dayton
Mar. 7	SF	L	57-67	Miami (Ohio)

1977-78 (13-14)
F – Gary Massa, Fr., 14.5 ppg. & 4.2 rpg.
F – Dave Payton, Jr., 6.4 ppg. & 6.9 rpg.
C – Joe Sunderman, Jr., 5.9 ppg. & 4.8 rpg.
G – Nick Daniels, Jr., 16.7 ppg. & 4.8 rpg.
G – Keith Walker, So., 7.6 ppg. & 1.7 rpg. & 5.3 apg.
Note: 6th man Steve Spivery (Jr.) led the team at 8.0 rpg.

XU AP

Nov. 26	A	L	82-90	#12 Purdue
Nov. 30	SF	L	78-79	Hanover
Dec. 3	A	L	61-62	Miami (Ohio)
Dec. 7	SF	W	63-53	Thomas More
Dec. 10	A	L	55-61	Butler
Dec. 13	SF	W	54-52	Ohio Wesleyan
Dec. 16	A	L	75-100	Houston
Dec. 17	N1	W	65-58	Rice
Dec. 21	A	W	60-56	Cleveland State
Jan. 3	SF	W	76-55	Anderson (Ind.)
Jan. 5	SF	W	89-68	Kenyon
Jan. 7	SF	W	58-56	Dayton
Jan. 9	SF	W	107-72	John Carroll
Jan. 14	SF	L	58-59	Northern Kentucky
Jan. 21	SF	W	73-48	Centre
Jan. 24	A	L	62-78	#2 Marquette
Feb. 1	A	W	69-60	Valparaiso
Feb. 4	A	L	74-80	Detroit
Feb. 8	SF	W	72-68	Wheeling (OT)
Feb. 11	SF	L	52-57	Loyola of Chicago
Feb. 13	RC	L	54-59	Cincinnati
Feb. 18	SF	L	75-76	Valparaiso (OT)
Feb. 20	CG	L	53-75	#2 Marquette
Feb. 22	SF	W	68-60	Butler
Feb. 25	SF	L	77-82	#16 Detroit
Feb. 26	SF	W	82-58	Southwestern
Feb. 28	A	L	62-90	Dayton

1978-79 (14-13)
F – Gary Massa, So., 11.8 ppg. & 3.5 rpg.
F – Dave Payton, Sr., 7.1 ppg. & 5.9 rpg.
C – Joe Sunderman, Sr., 9.6 ppg. & 8.6 rpg.
G – Nick Daniels, Sr., 21.2 ppg. & 5.3 rpg.
G – Keith Walker, Jr., 8.3 ppg. & 2.0 rpg. & 5.4 apg.

XU AP

Nov. 25	SF	W	100-68	Otterbein
Nov. 29	CG	L	58-66	Purdue
Dec. 3	SF	W	77-63	Thomas More
Dec. 9	SF	W	107-77	Morehead State
Dec. 11	A	L	73-89	Loyola of Chicago
Dec. 13	SF	W	72-62	Ohio Wesleyan

Dec. 15	N1	W	75-68	#12 Southern Cal
Dec. 16	A	W	51-50	Tennessee
Dec. 30	A	L	66-67	Dayton
Jan. 3	CG	W	72-67	Miami (Ohio)
Jan. 6	SF	L	61-63	Northern Kentucky (OT)
Jan. 10	SF	L	59-74	Evansville
Jan. 13	A	W	70-59	Valparaiso
Jan. 20	A	L	50-67	#13 Marquette
Jan. 24	A	W	74-70	Detroit
Jan. 27	A	L	54-56	Butler
Feb. 1	A	L	57-66	#1 Notre Dame
Feb. 3	A	W	74-60	Evansville
Feb. 7	SF	L	69-70	Wheeling
Feb. 10	SF	L	54-76	Dayton
Feb. 12	RC	L	58-60	Cincinnati
Feb. 17	SF	W	63-60	Valparaiso
Feb. 24	SF	W	73-72	Butler
Feb. 26	SF	W	71-60	Southwestern
Feb. 28	CG	L	69-88	#18 Detroit
Mar. 3	SF	W	67-62	Air Force
Mar. 5	SF	L	67-78	Cleveland State

N1 - Knoxville, Tenn.

1979-80 (8-18, 0-5 MCC)



Bob Staak
Head Coach



XAVIER'S FIRST SEASON IN THE MIDWESTERN CITY CONFERENCE

F – Jon Hanley, So., 18.4 ppg. & 5.0 rpg.
F – Gary Massa, Jr., 14.6 ppg. & 6.4 rpg.
F – David Anderson, Jr., 12.1 ppg. & 7.6 rpg.
G – Anthony Hicks, Fr., 12.8 ppg. & 2.9 rpg. & 4.4 apg.
G – Keith Walker, Sr., 6.3 ppg. & 2.3 rpg. & 6.4 apg.

XU AP

Dec. 1	SF	W	81-70	Kenyon
Dec. 4	SF	W	95-69	Thomas More
Dec. 7	A	L	66-92	#1 Indiana
Dec. 8	N1	L	67-70	Seton Hall
Dec. 12	SF	W	80-59	Ohio Wesleyan
Dec. 15	A	L	87-106	Miami (Ohio)

Dec. 28	A	L	65-82	West Virginia
Dec. 29	N2	W	74-59	Columbia
Jan. 5	A	L	84-99	Morehead State
Jan. 9	SF	L	75-88	Evansville (MCC)
Jan. 14	SF	L	77-86	Oklahoma City (MCC)
Jan. 17	RC	L	62-76	Marquette
Jan. 19	SF	W	73-59	Dayton
Jan. 21	A	L	79-98	Oral Roberts (MCC)
Jan. 23	SF	W	74-58	Union (Ky.)
Jan. 28	SF	L	79-95	Detroit
Jan. 31	A	L	75-85	Cleveland State
Feb. 4	RC	W	77-69	Cincinnati
Feb. 7	A	L	96-102	Detroit
Feb. 9	A	L	81-91	Butler (MCC)
Feb. 12	A	L	70-82	Marquette
Feb. 16	SF	L	96-102	Loyola of Chicago (MCC)
Feb. 20	RC	L	72-85	#10 Notre Dame
Feb. 23	A	W	80-75	Air Force
Feb. 26	A	L	60-73	Dayton

MIDWESTERN CITY CONFERENCE TOURNAMENT

Feb. 29	N3	L	93-102	Oklahoma City
---------	----	---	--------	---------------

N1 - Bloomington, Ind.
 N2 - Morgantown, W.Va.
 N3 - Evansville, Ind.

1980-81 (12-16, 8-3 MCC)



XAVIER'S FIRST MIDWESTERN CITY CONFERENCE REGULAR SEASON CHAMPIONSHIP

F – Dexter Bailey, Fr., 7.3 ppg. & 4.8 rpg.
F – Jeff Jenkins, Fr., 6.9 ppg. & 4.6 rpg.
C – Tom Condon, Jr., 2.8 ppg. & 3.0 rpg.
G – Anthony Hicks, So., 16.7 ppg. & 3.2 rpg. & 4.0 rpg.
G – Steve Wolf, So., 8.7 ppg. & 2.9 rpg.
Note: 6th man Dwight Hollins (Sr.) led the team at 5.0 rpg.

XU AP

Dec. 1	SF	W	69-57	Union (Ky.)
Dec. 4	SF	W	84-72	Thomas More
Dec. 8	SF	W	83-70	Ohio Wesleyan
Dec. 10	A	L	60-65	La Salle
Dec. 13	RC	L	73-74	Miami (Ohio)
Dec. 22	A	L	62-78	#10 LSU
Dec. 29	N1	L	84-91	Boston University
Dec. 30	N1	L	47-57	TCU
Jan. 6	A	L	93-112	Holy Cross
Jan. 10	RC	L	72-74	Dayton
Jan. 12	A	W	81-76	Oral Roberts (OT) (MCC)
Jan. 14	A	L	65-83	Oklahoma City (MCC)
Jan. 17	A	L	72-73	Butler (MCC)
Jan. 19	A	L	63-73	Loyola of Chicago (MCC)
Jan. 22	SF	W	79-73	Oklahoma City (MCC)
Jan. 24	A	W	69-65	Detroit (MCC)
Jan. 26	RC	L	59-78	Marquette
Jan. 28	RC	W	73-69	Oral Roberts (MCC)

Feb. 4	A	W	63-60	Evansville (MCC)
Feb. 7	SF	W	74-62	Butler (MCC)
Feb. 10	A	L	62-78	Marquette
Feb. 14	RC	W	90-89	Loyola of Chicago (MCC)
Feb. 18	RC	L	72-79	Cincinnati
Feb. 22	A	L	64-73	Dayton
Feb. 25	SF	L	83-96	Cleveland State
Feb. 28	SF	W	59-57	Evansville (MCC)

MIDWESTERN CITY CONFERENCE TOURNAMENT

Mar. 7	RC	W	72-69	Evansville
Mar. 8	RC	L	76-82	Oklahoma City

N1 - Albuquerque, N.M.

1981-82 (8-20, 1-11 MCC)

F – Jeff Jenkins, So., 11.8 ppg. & 5.8 rpg.
F – Dexter Bailey, So., 10.6 ppg. & 7.5 rpg.
C – Eddie Johnson, Fr., 4.6 ppg. & 3.2 rpg.
G – Anthony Hicks, Jr., 20.4 ppg. & 3.3 rpg. & 4.3 apg.
G – Steve Wolf, Jr., 10.2 ppg. & 2.3 rpg.

XU AP

Nov. 27	A	L	55-75	St. John's
Nov. 28	N1	L	68-72	Detroit (OT)
Dec. 2	SF	W	83-63	Union (Ky.)
Dec. 5	SF	L	60-66	Holy Cross
Dec. 8	A	W	72-59	Georgia State
Dec. 12	A	L	61-62	Dayton (OT)
Dec. 21	SF	W	57-56	Georgia State
Dec. 30	RC	L	71-97	Texas
Jan. 2	SF	W	69-65	Air Force (OT)
Jan. 4	SF	L	48-69	Middle Tennessee State
Jan. 9	A	L	52-82	Evansville (MCC)
Jan. 11	A	L	62-73	Butler (MCC)
Jan. 13	A	L	78-93	Cleveland State
Jan. 16	SF	L	64-73	Detroit (MCC)
Jan. 20	RC	L	50-63	Marquette
Jan. 23	SF	L	28-30	Oklahoma City (MCC)
Jan. 27	RC	W	53-51	Cincinnati
Jan. 30	A	L	67-83	Loyola of Chicago (MCC)
Feb. 1	SF	L	77-94	Oral Roberts (MCC)
Feb. 6	SF	L	73-76	Evansville (MCC)
Feb. 8	SF	W	72-53	Butler (MCC)
Feb. 13	A	L	78-82	Detroit (MCC) (OT)
Feb. 15	SF	L	80-82	Loyola of Chicago (MCC)
Feb. 20	A	L	67-70	Oklahoma City (MCC)
Feb. 22	A	L	71-91	Oral Roberts (MCC)
Feb. 27	SF	W	84-78	Central State (OT)

MIDWESTERN CITY CONFERENCE TOURNAMENT

Mar. 3	N2	W	74-71	Oral Roberts
Mar. 4	N2	L	69-77	Loyola of Chicago

N1 - New York, N.Y.
 N2 - Tulsa, Okla.

Did You Know?

Following the 1981-82 season, Xavier has had only one non-winning season. Xavier finished 13-15 in the 1995-96 season, the Musketeers' first season in the Atlantic 10 Conference.

YEAR-BY-YEAR SCORES

1982-83 (22-8, 10-4 MCC)



**MIDWESTERN CITY CONFERENCE
TOURNAMENT CHAMPIONS**
**XAVIER'S FIRST MIDWESTERN CITY CONFERENCE
TOURNAMENT CHAMPIONSHIP**
NCAA TOURNAMENT PARTICIPANT

F – Dexter Bailey, Jr., 11.1 ppg. & 6.7 rpg.
F – John Shimko, Jr., 6.5 ppg. & 3.5 rpg.
C – Eddie Johnson, So., 6.8 ppg. & 4.5 rpg.
G – Anthony Hicks, Sr., 14.9 ppg. & 3.6 rpg. & 4.0 apg.
G – Victor Fleming, Jr., 10.8 ppg. & 3.1 rpg.

XU AP				
Nov. 29	SF	W	75-62	Union (Ky.)
Dec. 4	SF	W	67-57	Central State
Dec. 7	A	W	66-64	Texas (OT)
Dec. 11	A	L	53-63	Dayton
Dec. 22	SF	W	54-50	Miami (Ohio)
Dec. 30	SF	W	88-76	Thomas More
Jan. 3	A	W	58-57	Middle Tennessee State
Jan. 8	A	L	64-72	Marquette
Jan. 11	SF	W	70-49	Eastern Kentucky
Jan. 15	RC	W	85-65	Evansville (MCC)
Jan. 17	SF	W	51-49	Butler (MCC)
Jan. 22	A	W	70-56	Detroit (MCC)
Jan. 24	SF	W	84-78	Loyola of Chicago (MCC)
Jan. 26	A	L	58-73	Cincinnati
Jan. 29	A	W	76-58	Oklahoma City (MCC)
Jan. 31	A	L	71-87	Oral Roberts (MCC)
Feb. 3	SF	W	102-72	Cleveland State
Feb. 5	RC	L	60-79	Saint Louis (MCC)
Feb. 7	A	L	52-72	Butler (MCC)
Feb. 9	SF	W	109-85	La Salle
Feb. 16	A	W	70-68	Evansville (MCC)
Feb. 19	RC	W	69-61	Detroit (MCC)
Feb. 21	A	L	85-86	Loyola of Chicago (MCC)
Feb. 24	SF	W	87-79	Oral Roberts (MCC)
Feb. 26	SF	W	79-53	Oklahoma City (MCC)
Mar. 2	SF	W	76-73	Niagara
Mar. 5	A	W	94-72	Saint Louis (MCC)
MIDWESTERN CITY CONFERENCE TOURNAMENT				
Mar. 10	N1	W	90-70	Detroit
Mar. 11	N1	W	82-76	Loyola of Chicago
NCAA TOURNAMENT				
Mar. 15	N2	L	75-81	Alcorn State
N1 - Evansville, Ind.				
N2 - UD Arena, Dayton, Ohio				

1983-84 (22-11, 9-5 MCC)



NATIONAL INVITATION TOURNAMENT QUARTERFINALIST
F – Dexter Bailey, Sr., 9.5 ppg. & 5.82 rpg.
F – John Shimko, Sr., 8.0 ppg. & 2.9 rpg.
F – Jeff Jenkins, Sr., 17.0 ppg. & 5.76 rpg.
G – Victor Fleming, Sr., 14.6 ppg. & 4.2 rpg.
G – Ralph Lee, So., 6.8 ppg. & 3.8 rpg. & 4.9 apg.

XU AP				
Nov. 28	SF	W	75-37	Kenyon
Nov. 30	A	L	57-77	Tennessee
Dec. 3	SF	W	93-70	St. Joseph's (Ind.)
Dec. 6	A	W	55-50	Eastern Kentucky
Dec. 10	A	L	53-72	Miami (Ohio)
Dec. 20	N1	W	77-68	Niagara
Dec. 21	N1	W	104-82	Delaware State
Dec. 29	A	L	70-73	#11 Georgia
Jan. 3	SF	W	92-62	Central State
Jan. 7	A	W	78-58	Detroit (MCC)
Jan. 9	A	L	83-94	Loyola of Chicago(MCC)
Jan. 14	CG	W	77-42	Saint Louis (MCC)
Jan. 16	CG	W	73-50	Evansville (MCC)
Jan. 21	A	W	89-87	Oral Roberts (OT)(MCC)
Jan. 23	A	L	70-71	Oklahoma City (MCC)
Jan. 26	CG	W	72-63	Cincinnati
Jan. 28	A	L	53-55	Butler (MCC)
Feb. 2	A	L	76-87	Cleveland State
Feb. 4	CG	W	54-52	Detroit (MCC)
Feb. 6	CG	W	64-61	Loyola of Chicago (MCC)
Feb. 11	A	L	49-56	Saint Louis (OT) (MCC)
Feb. 13	A	L	67-74	Evansville (MCC)
Feb. 18	CG	W	78-76	Oral Roberts (MCC)
Feb. 20	CG	W	68-59	Oklahoma City (MCC)
Feb. 22	CG	W	82-68	Marquette (OT)
Feb. 25	CG	W	78-68	Butler (MCC)
Feb. 29	CG	W	72-61	Dayton
MIDWESTERN CITY CONFERENCE TOURNAMENT				
Mar. 8	N2	W	72-60	Saint Louis
Mar. 9	N2	W	80-69	Loyola of Chicago
Mar. 10	N2	L	66-68	Oral Roberts
NATIONAL INVITATION TOURNAMENT				
Mar. 15	CG	W	60-57	Ohio State (OT)
Mar. 19	CG	W	58-57	Nebraska
Mar. 22	A	L	62-63	Michigan
N1 - Tampa, Fla.				
N2 - UIC Pavilion, Chicago, Ill.				

1984-85 (16-13, 7-7 MCC)



**LAST YEAR AS MIDWESTERN CITY CONFERENCE
MEMBER; LEAGUE CHANGES NAME TO MIDWESTERN
COLLEGIATE CONFERENCE FOR THE 1985-86 SEASON**
F – Richie Harris, Jr., 15.4 ppg. & 5.2 rpg.
F – Walt McBride, Jr., 13.1 ppg. & 5.5 rpg.
C – Eddie Johnson, Jr., 8.6 ppg. & 5.2 rpg.
G – Byron Larkin, Fr., 17.0 ppg. & 2.0 rpg.
G – Ralph Lee, Jr., 7.7 ppg. & 4.5 rpg. & 6.9 apg.

XU AP				
Nov. 28	CG	W	75-53	St. Joseph's (Ind.)
Dec. 1	A	W	61-58	Pittsburgh
Dec. 3	CG	W	71-70	Eastern Michigan (OT)
Dec. 7	N1	W	87-79	George Washington
Dec. 8	A	L	67-71	Arizona State
Dec. 15	CG	L	50-61	South Florida (OT)
Dec. 22	CG	W	88-85	Miami (Ohio)
Dec. 29	A	W	81-64	Niagara
Jan. 5	CG	W	68-63	Detroit (MCC)
Jan. 7	CG	W	95-90	Loyola of Chicago(MCC)
Jan. 12	A	L	67-77	Saint Louis (MCC)
Jan. 14	A	L	71-77	Evansville (MCC)
Jan. 19	CG	W	92-86	Oral Roberts (MCC)
Jan. 21	CG	W	72-65	Oklahoma City (MCC)
Jan. 26	CG	L	59-61	Butler (MCC)
Jan. 30	A	W	55-52	Cincinnati
Feb. 2	A	L	83-87	Detroit (MCC)
Feb. 4	A	L	89-99	Loyola of Chicago(MCC)
Feb. 9	CG	W	72-53	Saint Louis (MCC)
Feb. 11	CG	W	83-63	Evansville (MCC)
Feb. 13	A	L	53-71	Marquette
Feb. 16	A	L	67-70	Oral Roberts (MCC)
Feb. 18	A	W	73-62	Oklahoma City (MCC)
Feb. 20	CG	L	60-69	Marquette
Feb. 23	A	L	73-81	Butler (MCC)
Feb. 28	CG	W	78-51	Central Florida
Mar. 3	A	L	56-66	Dayton
MIDWESTERN CITY CONFERENCE TOURNAMENT				
Mar. 7	N2	W	77-69	Detroit
Mar. 8	N2	L	61-65	Loyola of Chicago
N1 - Tempe, Ariz.				
N2 - Mabee Center (Tulsa, Okla.)				

**BEGIN MIDWESTERN COLLEGIATE CONFERENCE
AT CONCLUSION OF THE 1984-85 SEASON.**



1985-86 (25-5, 10-2 MCC)



**Pete Gillen
Head Coach**



**MIDWESTERN COLLEGIATE CONFERENCE
REGULAR SEASON CHAMPIONS**
**MIDWESTERN COLLEGIATE CONFERENCE
TOURNAMENT CHAMPIONS**
NCAA TOURNAMENT PARTICIPANT

F – Richie Harris, Sr., 15.3 ppg. & 6.4 rpg.
F – Walt McBride, Sr., 14.0 ppg. & 5.6 rpg.
C – Eddie Johnson, Sr., 12.3 ppg. & 6.7 rpg.
G – Byron Larkin, So., 21.8 ppg. & 2.8 rpg.
G – Ralph Lee, Sr., 8.5 ppg. & 4.6 rpg. & 8.4 apg.

XU AP				
Nov. 22	CG	W	100-51	Huntington
Nov. 24	CG	W	91-75	SE Louisiana
Dec. 4	A	W	56-53	Creighton
Dec. 7	CG	W	83-73	Pittsburgh
Dec. 10	A	W	83-61	Eastern Michigan
Dec. 14	A	L	74-80	Miami (Ohio)
Dec. 21	CG	W	84-69	Wayne State
Dec. 28	CG	W	75-63	Providence
Jan. 2	A	W	77-70	Stetson
Jan. 4	A	L	52-57	South Florida
Jan. 8	CG	W	67-46	St. Peter's (N.J.)
Jan. 11	CG	L	72-76	Detroit (MCC)
Jan. 13	CG	W	78-75	Loyola of Chicago (MCC)
Jan. 18	A	W	72-60	Saint Louis (MCC)
Jan. 20	A	W	78-69	Evansville (MCC)
Jan. 23	CG	W	80-76	Cincinnati
Jan. 25	CG	W	86-74	Oral Roberts (MCC)
Jan. 29	A	W	71-68	Duquesne
Feb. 1	CG	W	77-56	Butler (MCC)
Feb. 5	A	W	85-71	Marquette
Feb. 8	A	L	71-80	Detroit (MCC)
Feb. 10	A	W	91-88	Loyola of Chi. (OT) (MCC)
Feb. 15	CG	W	81-72	Saint Louis (OT) (MCC)
Feb. 17	CG	W	81-72	Evansville (MCC)
Feb. 20	A	W	86-61	Butler (MCC)
Feb. 22	A	W	73-71	Oral Roberts (MCC)
Feb. 25	CG	W	93-78	Dayton

YEAR-BY-YEAR SCORES

MIDWESTERN COLLEGIATE CONFERENCE TOURNAMENT

Feb. 28 N1 W 99-91 Loyola of Chicago
 Mar. 2 N1 W 74-66 Saint Louis

NCAA TOURNAMENT

Mar. 14 N2 L 80-97 Alabama
 N1 - Market Square Arena (Indianapolis, Ind.)
 N2 - Charlotte Coliseum (Charlotte, N.C.)

1986-87 (19-13, 7-5 MCC)



MIDWESTERN COLLEGIATE CONFERENCE TOURNAMENT CHAMPIONS

NCAA TOURNAMENT SECOND ROUND

XAVIER'S FIRST-EVER NCAA TOURNAMENT VICTORY

F – Tyrone Hill, Fr., 8.8 ppg. & 8.4 rpg.
 F – Kyle Taylor, So., 8.0 ppg. & 2.1 rpg.
 F – Dexter Campbell, Jr., 6.3 ppg. & 4.2 rpg.
 G – Byron Larkin, Jr., 24.8 ppg. & 4.4 rpg. & 3.5 apg.
 G – Stan Kimbrough, So., 16.0 ppg. & 3.5 rpg. & 3.3 apg.

XU AP

Nov. 28	N1	L	60-70	Tulsa
Nov. 29	N1	L	90-92	American (OT)
Dec. 1	CG	W	88-68	St. Joseph's (Ind.)
Dec. 3	CG	W	104-92	John Carroll
Dec. 6	CG	W	101-69	Ohio Dominican
Dec. 8	A	L	76-99	#12 Pittsburgh
Dec. 11	CG	W	97-75	Hanover
Dec. 13	CG	L	73-74	Creighton
Dec. 20	CG	W	73-55	Miami (Ohio)
Dec. 23	CG	W	84-68	Colgate
Dec. 27	A	L	65-69	Dayton
Dec. 30	CG	W	78-67	Duquesne
Jan. 3	CG	W	75-69	Coastal Carolina
Jan. 10	A	W	72-50	Detroit (MCC)
Jan. 12	A	L	79-81	Loyola of Chicago (MCC)
Jan. 17	CG	W	77-69	Saint Louis (MCC)
Jan. 19	CG	W	77-70	Evansville (MCC)
Jan. 24	A	L	62-82	Oral Roberts (MCC)
Jan. 29	A	L	73-75	Cincinnati
Jan. 31	A	L	84-86	Butler (2OT) (MCC)
Feb. 2	A	L	69-83	Rutgers
Feb. 7	CG	W	80-58	Detroit (MCC)
Feb. 9	CG	W	80-72	Loyola of Chicago (MCC)
Feb. 14	A	L	71-76	Saint Louis (MCC)
Feb. 16	A	L	93-95	Evansville (OT) (MCC)
Feb. 19	CG	W	69-67	Butler (MCC)
Feb. 21	CG	W	81-73	Oral Roberts (2OT) (MCC)

MIDWESTERN COLLEGIATE CONFERENCE TOURNAMENT

Feb. 26 N2 W 104-98 Butler
 Feb. 27 N2 W 82-74 Loyola of Chicago
 Mar. 1 N2 W 81-69 Saint Louis

NCAA TOURNAMENT

Mar. 12 N3 W 70-69 #14 Missouri
 Mar. 14 N3 L 60-65 #17 Duke
 N1 - Providence, R.I.
 N2 - Market Square Arena (Indianapolis, Ind.)
 N3 - Hoosier Dome (Indianapolis, Ind.)

1987-88 (26-4, 9-1 MCC)



MIDWESTERN COLLEGIATE CONFERENCE REGULAR SEASON CHAMPIONS

MIDWESTERN COLLEGIATE CONFERENCE TOURNAMENT CHAMPIONS

NCAA TOURNAMENT PARTICIPANT (note: played eventual NCAA Champion Kansas in the first round)

F – Tyrone Hill, So., 15.3 ppg. & 10.5 rpg.
 F – J.D. Barnett, Sr., 10.2 ppg. & 3.7 rpg.
 C – Derek Strong, So., 10.6 ppg. & 7.1 rpg.
 G – Byron Larkin, Sr., 25.3 ppg. & 3.6 rpg. & 4.8 apg.
 G – Stan Kimbrough, Jr., 15.5 ppg. & 3.0 rpg. & 3.6 apg.

XU AP

Nov. 28	CG	W	112-72	Huntington
Nov. 30	CG	W	75-68	St. Joseph's (Ind.)
Dec. 5	A	L	61-67	Marquette
Dec. 8	CG	W	100-71	Delaware State
Dec. 12	A	W	91-73	Miami (Ohio)
Dec. 22	A	L	76-96	Providence
Dec. 29	CG	W	87-56	Canisius
Jan. 2	CG	W	92-78	Kent State
Jan. 6	A	W	82-70	Western Michigan
Jan. 9	SF	W	125-84	Florida International
Jan. 12	CG	W	98-80	Cincinnati
Jan. 16	CG	W	98-90	Loyola of Chicago (MCC)
Jan. 18	CG	W	105-84	Detroit (MCC)
Jan. 23	A	L	84-86	Evansville (MCC)
Jan. 25	A	W	100-86	Saint Louis (MCC)
Jan. 30	A	W	78-75	Saint Peter's (N.J.)
Feb. 3	CG	W	101-84	Wright State
Feb. 6	CG	W	89-74	Butler (MCC)
Feb. 8	CG	W	100-84	Western Michigan
Feb. 13	A	W	94-83	Loyola of Chicago (MCC)
Feb. 15	A	W	114-97	Detroit (MCC)
Feb. 20	CG	W	102-79	Evansville (MCC)
Feb. 22	CG	W	93-70	Saint Louis (MCC)
Feb. 24	A	W	122-95	Florida International
Feb. 27	CG	W	86-73	Dayton
Mar. 1	A	W	93-80 20	Niagara
Mar. 6	A	W	71-70 20	Butler (MCC)

MIDWESTERN COLLEGIATE CONFERENCE TOURNAMENT

Mar. 11 N1 W 117-79 20 Loyola of Chicago
 Mar. 12 N1 W 122-96 20 Detroit

NCAA TOURNAMENT

Mar. 18 N2 L 72-85 18 Kansas
 N1 - Market Square Arena (Indianapolis, Ind.)
 N2 - Devaney Center (Lincoln, Neb.)

1988-89 (21-12, 7-5 MCC)



MIDWESTERN COLLEGIATE CONFERENCE TOURNAMENT CHAMPIONS

NCAA TOURNAMENT PARTICIPANT (note: played eventual NCAA Champion Michigan in the first round)

F – Tyrone Hill, Jr., 18.9 ppg. & 12.2 rpg.
 F – Colin Parker, So., 7.1 ppg. & 2.4 rpg.
 C – Derek Strong, Jr., 15.3 ppg. & 8.0 rpg.
 G – Stan Kimbrough, Sr., 18.8 ppg. & 2.7 rpg. & 4.2 apg.
 G – Michael Davenport, So., 7.2 ppg. & 2.5 rpg.
 Note: 6th man Jamal Walker (So.) led team at 7.1 apg.

XU AP

Nov. 18	RC	W	85-83	#4 Louisville (NIT)
Nov. 20	A	L	71-83	#14 Missouri (NIT)
Nov. 28	CG	W	109-58	Marietta
Dec. 3	CG	W	73-64	Air Force
Dec. 7	CG	W	87-76	Robert Morris
Dec. 10	CG	L	61-68	Miami (Ohio)
Dec. 19	A	L	70-85	Eastern Illinois
Dec. 21	CG	W	63-53	Bethune-Cookman
Dec. 27	CG	W	93-70	Niagara
Dec. 30	A	W	89-75	Bowling Green
Jan. 2	CG	W	87-71	Prairie View A&M
Jan. 4	A	W	118-113	Loyola Marymount
Jan. 7	CG	W	97-88	Valparaiso
Jan. 12	A	L	83-92	Loyola of Chicago (MCC)
Jan. 14	A	L	80-89	Detroit (MCC)
Jan. 17	A	L	71-90	Kent State
Jan. 19	CG	W	81-73	Evansville (MCC)
Jan. 21	CG	W	73-67	Saint Louis (MCC)
Jan. 28	A	L	76-79	Butler (MCC)
Feb. 1	CG	L	76-86	Cincinnati
Feb. 4	A	W	82-78	Dayton (MCC)
Feb. 9	CG	W	93-86	Loyola of Chicago (MCC)
Feb. 11	A	L	79-97	Wichita State
Feb. 16	A	L	82-88	Evansville (MCC)
Feb. 18	A	L	61-62	Saint Louis (MCC)
Feb. 20	CG	W	86-64	Detroit (MCC)
Feb. 25	CG	W	102-77	Marquette
Mar. 2	CG	W	85-75	Butler (MCC)
Mar. 4	CG	W	83-78	Dayton (MCC)

MIDWESTERN COLLEGIATE CONFERENCE TOURNAMENT

Mar. 9 N1 W 85-83 Loyola of Chicago
 Mar. 10 N1 W 79-56 Saint Louis
 Mar. 11 N1 W 85-78 Evansville

NCAA TOURNAMENT

Mar. 17 N2 L 87-92 #10 Michigan
 N1 - UD Arena (Dayton, Ohio)
 N2 - The Omni (Atlanta, Ga.)

1989-90 (28-5, 12-2 MCC)



MIDWESTERN COLLEGIATE CONFERENCE REGULAR SEASON CHAMPIONS

NCAA TOURNAMENT SWEET 16

F – Tyrone Hill, Sr., 20.2 ppg. & 12.6 rpg.
 F – Michael Davenport, Jr., 12.7 ppg. & 2.9 rpg.
 C – Derek Strong, Sr., 14.2 ppg. & 9.9 rpg.
 G – Jamal Walker, Jr., 15.1 ppg. & 3.5 rpg. & 5.9 apg.
 G – Jamie Gladden, Fr., 10.2 ppg. & 2.3 rpg.

XU AP

Dec. 2	CG	L	90-97	Southern Utah State
Dec. 4	A	W	77-70	Robert Morris
Dec. 9	A	W	76-69	Miami (Ohio)
Dec. 16	A	W	95-63	Valparaiso
Dec. 18	CG	W	80-48	Eastern Illinois
Dec. 22	N1	W	72-65	Princeton
Dec. 23	A	W	78-62	San Francisco
Dec. 30	CG	W	88-73	Bowling Green
Jan. 2	CG	W	115-113	#25 Loyola Marymount
Jan. 6	A	W	86-80	Marquette (MCC)
Jan. 8	CG	W	89-73	Loyola of Chicago (MCC)
Jan. 13	CG	W	82-61 25	Alabama-Birmingham
Jan. 15	CG	W	110-52 25	District of Columbia
Jan. 18	A	L	51-59 20	Evansville (MCC)
Jan. 20	A	W	83-74 20	Saint Louis (MCC)
Jan. 25	CG	W	88-83 25	Detroit (MCC)
Jan. 27	CG	W	81-57 25	Butler (MCC)
Jan. 31	CG	W	90-88 23	Cincinnati (OT)
Feb. 3	CG	W	88-81 23	Dayton (MCC)
Feb. 6	A	W	70-53 21	Loyola of Chicago (MCC)
Feb. 8	CG	W	83-78 21	Marquette (MCC)
Feb. 15	CG	W	71-52 22	Evansville (MCC)
Feb. 17	CG	W	74-58 19	Saint Louis (MCC)
Feb. 22	A	W	74-62 19	Detroit (MCC)
Feb. 24	A	W	80-66 19	Butler (MCC)
Feb. 27	A	W	84-73 19	Arkansas-Little Rock
Mar. 3	A	L	108-111 19	Dayton (MCC)

MIDWESTERN COLLEGIATE CONFERENCE TOURNAMENT

Mar. 8 N2 W 96-61 24 Butler
 Mar. 9 N2 W 89-78 24 Evansville
 Mar. 10 N2 L 89-98 24 Dayton

NCAA TOURNAMENT

Mar. 16 N3 W 87-79 25 Kansas State
 Mar. 18 N3 W 74-71 25 Georgetown
 Mar. 22 N4 L 89-102 25 Texas

N1 - San Francisco, Calif.
 N2 - UD Arena (Dayton, Ohio)
 N3 - Hoosier Dome (Indianapolis, Ind.)
 N4 - Reunion Arena (Dallas, Texas)

YEAR-BY-YEAR SCORES

1990-91 (22-10, 11-3 MCC)



**MIDWESTERN COLLEGIATE CONFERENCE
REGULAR SEASON CHAMPIONS
MIDWESTERN COLLEGIATE CONFERENCE
TOURNAMENT CHAMPIONS
NCAA TOURNAMENT SECOND ROUND**

F – Michael Davenport, Sr., 14.1 ppg. & 3.5 rpg.
F – Aaron Williams, So., 9.7 ppg. & 6.5 rpg.
C – Brian Grant, Fr., 11.6 ppg. & 8.5 rpg.
G – Jamie Gladden, So., 15.2 ppg. & 3.4 rpg. & 3.2 apg.
G – Jamal Walker, Sr., 13.7 ppg. & 3.6 rpg. & 5.1 apg.

XU AP

Nov. 24	CG	W	103-96	Mount Saint Mary's
Nov. 26	CG	W	82-56	Bethune-Cookman
Nov. 28	CG	L	94-100	Ball State
Dec. 1	A	W	62-59	Canisius
Dec. 5	CG	W	87-68	Loyola (Md.)
Dec. 8	CG	L	95-100	Miami (Ohio)
Dec. 22	CG	W	83-53	Winthrop
Dec. 30	CG	W	91-66	Detroit (MCC)
Jan. 2	CG	W	75-54	New Hampshire
Jan. 5	A	L	74-87	Fordham
Jan. 10	A	W	98-93	Marquette (OT)
Jan. 12	A	W	81-74	Loyola of Chicago (MCC)
Jan. 15	CG	W	71-66	Massachusetts
Jan. 17	CG	W	100-85	Evansville (MCC)
Jan. 19	CG	L	56-58	Saint Louis (MCC)
Jan. 24	A	W	69-67	Detroit (MCC)
Jan. 26	A	L	88-92	South Florida
Jan. 30	A	L	56-69	Cincinnati
Feb. 2	A	L	74-95	Saint Louis (MCC)
Feb. 7	CG	W	71-66	Marquette (MCC)
Feb. 9	CG	W	87-74	Loyola of Chicago (MCC)
Feb. 12	CG	W	80-73	Butler (MCC)
Feb. 14	A	W	69-56	Evansville (MCC)
Feb. 17	A	L	79-83	Dayton (MCC)
Feb. 19	A	L	83-91	Wright State
Feb. 23	A	W	105-93	Butler (MCC)
Mar. 2	CG	W	102-79	Dayton (MCC)

**MIDWESTERN COLLEGIATE
CONFERENCE TOURNAMENT**

Mar. 7	N1	W	66-59	Detroit
Mar. 8	A	W	90-71	Dayton
Mar. 10	N1	W	81-68	Saint Louis

NCAA TOURNAMENT

Mar. 14	N2	W	89-84	#11 Nebraska
Mar. 16	N2	L	50-66	Connecticut

N1 - UD Arena (Dayton, Ohio)
N2 - Metrodome (Minneapolis, Minn.)

1991-92 (15-12, 7-3 MCC)



F – Aaron Williams, Jr., 13.9 ppg. & 8.0 rpg.
F – Tyrice Walker, So., 6.4 ppg. & 3.7 rpg.
C – Brian Grant, Fr., 11.8 ppg. & 9.1 rpg.
G – Jamie Gladden, Jr., 19.4 ppg. & 2.4 rpg.
G – Michael Hawkins, Fr., 7.7 ppg. & 2.8 rpg. & 4.4 apg.

XU AP

Nov. 30	CG	W	94-65	Colgate
Dec. 2	CG	W	75-59	Samford
Dec. 4	CG	W	77-74	Northern Illinois
Dec. 7	A	L	72-91	Massachusetts
Dec. 11	A	W	73-65	Kent State
Dec. 14	A	L	58-73	Miami (Ohio)
Dec. 21	CG	L	104-108	Duquesne
Dec. 27	CG	L	79-82	East Tennessee State
Dec. 30	A	W	84-74	Northern Illinois
Jan. 4	A	W	91-59	New Hampshire
Jan. 11	CG	W	84-80	Detroit (MCC)
Jan. 13	A	W	83-56	Winthrop
Jan. 18	A	W	75-73	Loyola of Chicago (MCC)
Jan. 21	CG	W	77-69	Dayton (MCC)
Jan. 25	A	L	88-93	Detroit (OT) (MCC)
Jan. 29	CG	L	75-93	Cincinnati
Feb. 1	CG	W	76-63	Evansville (MCC)
Feb. 5	A	L	52-68	Loyola (Md.)
Feb. 8	RC	L	73-86	Louisville
Feb. 10	CG	W	69-56	Loyola of Chicago (MCC)
Feb. 18	A	W	98-75	Butler (MCC)
Feb. 22	A	L	73-82	Evansville (MCC)
Feb. 26	CG	W	80-78	Fordham (OT)
Feb. 29	A	W	72-56	Dayton (MCC)
Mar. 3	A	L	86-87	Notre Dame
Mar. 7	CG	L	86-96	Butler (MCC)

**MIDWESTERN COLLEGIATE
CONFERENCE TOURNAMENT**

Mar. 13	RC	L	61-78	Butler
---------	----	---	-------	--------

1992-93 (24-6, 12-2 MCC)



**MIDWESTERN COLLEGIATE CONFERENCE
REGULAR SEASON CO-CHAMPIONS
NCAA TOURNAMENT SECOND ROUND**

F – Aaron Williams, Sr., 10.9 ppg. & 7.1 rpg.
C – Brian Grant, Jr., 18.5 ppg. & 9.4 rpg.
G – Jamie Gladden, Sr., 14.4 ppg. & 2.1 rpg.
G – Michael Hawkins, So., 8.1 ppg. & 2.5 rpg. & 3.71 apg.
G – Steve Gentry, Jr., 7.1 ppg. & 2.8 rpg. & 3.67 apg.

XU AP

Dec. 1	CG	W	113-73	Huntington
Dec. 7	A	W	81-78	Ball State (OT)
Dec. 9	CG	W	72-56	Kent State
Dec. 12	CG	W	70-67	Miami (Ohio)
Dec. 18	N1	W	74-66	Delaware
Dec. 20	N1	W	75-60	Rice
Dec. 30	CG	W	88-54	Wichita State
Jan. 4	CG	W	75-60	Notre Dame
Jan. 9	A	L	90-97	Detroit (OT) (MCC)
Jan. 11	A	L	73-76	Louisville
Jan. 16	A	W	85-58	Dayton (MCC)
Jan. 19	CG	W	56-53	South Florida
Jan. 21	CG	W	63-59	Butler (MCC)
Jan. 23	A	W	74-68	Evansville (MCC)
Jan. 27	A	L	67-78	#4 Cincinnati
Jan. 30	A	W	81-64	Loyola of Chicago (MCC)
Feb. 4	CG	W	56-49	La Salle (MCC)
Feb. 6	CG	W	85-79	Duquesne (MCC)
Feb. 13	CG	W	53-46	Dayton (MCC)
Feb. 17	CG	W	74-63	Evansville (MCC)
Feb. 20	A	W	80-66	Butler (MCC)
Feb. 25	CG	W	68-65	24 Loyola of Chicago (MCC)
Feb. 27	CG	W	93-74	24 Detroit (MCC)
Mar. 2	A	W	73-58	18 La Salle (MCC)
Mar. 6	A	L	72-88	18 Duquesne (MCC)

**MIDWESTERN COLLEGIATE
CONFERENCE TOURNAMENT**

Mar. 11	N2	W	60-50	22 Loyola of Chicago
Mar. 12	N2	W	67-41	22 Duquesne
Mar. 13	N2	L	69-80	22 Evansville

NCAA TOURNAMENT

Mar. 19	N3	W	73-55	New Orleans
Mar. 21	N3	L	70-73	#1 Indiana

N1 - Tokyo, Japan
N2 - Market Square Arena (Indianapolis, Ind.)
N3 - Hoosier Dome (Indianapolis, Ind.)

1993-94 (22-8, 8-2 MCC)



**MIDWESTERN COLLEGIATE CONFERENCE
REGULAR SEASON CHAMPIONS
NATIONAL INVITATION TOURNAMENT
QUARTERFINALIST**

F – Tyrice Walker, Sr., 14.6 ppg. & 4.9 rpg.
F – Larry Sykes, Jr., 8.4 ppg. & 5.7 rpg.
C – Brian Grant, Sr., 16.7 ppg. & 9.9 rpg.
G – Jeff Massey, Jr., 12.7 ppg. & 2.1 rpg.
G – Steve Gentry, Sr., 6.1 ppg. & 2.5 rpg. & 6.1 apg.

XU AP

Nov. 29	CG	W	97-49	Marietta
Dec. 4	A	L	60-82	#6 Duke
Dec. 6	CG	W	65-56	Hartford
Dec. 11	A	W	72-69	Miami (Ohio)
Dec. 18	CG	W	85-52	Virginia Tech
Dec. 20	CG	W	82-55	UNC Asheville
Dec. 30	A	W	92-66	Maryland-Baltimore Co.
Jan. 3	A	W	93-65	East Tennessee State
Jan. 8	CG	W	79-64	Brown
Jan. 9	CG	W	82-65	New Hampshire
Jan. 12	CG	W	57-46	25 Dayton
Jan. 15	A	W	86-80	25 Butler (MCC)
Jan. 19	CG	W	82-76	22 #19 Cincinnati (OT)
Jan. 22	A	L	61-91	22 Evansville (MCC)
Jan. 24	A	W	88-62	Dayton
Jan. 26	CG	W	75-58	Detroit (MCC)
Jan. 29	CG	W	83-55	Loyola of Chicago (MCC)
Jan. 31	A	L	73-77	St. Francis (Pa.)
Feb. 5	A	W	73-66	La Salle (MCC)
Feb. 12	CG	L	92-93	25 George Wash. (2 OT)
Feb. 16	CG	W	93-73	Butler (MCC)
Feb. 19	A	L	82-86	Detroit (MCC)
Feb. 23	CG	L	76-79	Virginia Commonwealth
Feb. 26	CG	W	73-66	Evansville (MCC)
Mar. 1	A	W	98-76	Loyola of Chicago (MCC)
Mar. 3	CG	W	79-77	La Salle (MCC)

**MIDWESTERN COLLEGIATE
CONFERENCE TOURNAMENT**

Mar. 7	N1	L	75-79	Detroit
--------	----	---	-------	---------

**NATIONAL INVITATION
TOURNAMENT**

Mar. 16	CG	W	80-68	Miami (Ohio)
Mar. 21	A	W	83-79	Northwestern (OT)
Mar. 23	A	L	74-76	Villanova

N1 - Hinkle Fieldhouse (Indianapolis, Ind.)

YEAR-BY-YEAR SCORES

1994-95 (23-5, 14-0 MCC)



Skip Prosser
Head Coach



**MIDWESTERN COLLEGIATE CONFERENCE
REGULAR SEASON CHAMPIONS
NCAA TOURNAMENT PARTICIPANT**

F – Pete Sears, Sr., 12.9 ppg. & 5.1 rpg.
F – Larry Sykes, Sr., 10.2 ppg. & 10.8 rpg.
F – T.J. Johnson, Fr., 11.9 ppg. & 5.3 rpg.
G – Jeff Massey, Sr., 18.9 ppg. & 3.7 rpg.
G – Michael Hawkins, Sr., 14.1 ppg. & 3.3 rpg. & 5.8 apg.

XU AP			
Nov. 25	CG	W	104-67 IUPUI
Nov. 30	CG	W	89-70 Miami (Ohio)
Dec. 3	CG	W	86-51 Loyola (Md.)
Dec. 5	A	L	55-82 Virginia Tech
Dec. 10	A	W	85-68 Hartford
Dec. 17	CG	W	90-71 #19 Ohio
Dec. 19	CG	W	99-73 Dayton
Dec. 21	CG	W	101-65 Cal State Northridge
Dec. 28	CG	W	77-58 Maryland-Baltimore County
Jan. 5	A	W	84-69 Cleveland State (MCC)
Jan. 7	A	W	72-63 Detroit (MCC)
Jan. 9	A	L	80-87 Cincinnati
Jan. 14	CG	W	75-72 La Salle (MCC)
Jan. 18	A	W	81-73 Wright State (MCC)
Jan. 21	A	L	73-84 Notre Dame
Jan. 26	CG	W	96-76 Wiscon-Milwaukee (MCC)
Jan. 28	A	W	106-84 Northern Illinois (MCC)
Jan. 30	A	W	81-75 Loyola of Chicago (MCC)
Feb. 2	CG	W	93-75 Cleveland State (MCC)
Feb. 4	CG	W	72-65 Detroit (MCC)
Feb. 9	A	W	84-77 La Salle (MCC)
Feb. 11	CG	W	76-55 Wiscon-Green Bay (MCC)
Feb. 15	CG	W	94-84 Wright State (MCC)
Feb. 18	A	W	88-75 George Washington
Feb. 23	CG	W	93-90 Illinois-Chicago (MCC)
Feb. 25	A	W	81-66 Butler (MCC)

**MIDWESTERN COLLEGIATE
CONFERENCE TOURNAMENT**

Mar. 4 N1 L 70-71 25 Wright State
NCAA TOURNAMENT
Mar. 17 N2 L 63-68 #22 Georgetown
N1 - Nutter Center (Dayton, Ohio)
N2 - Tallahassee/Leon Co. Civic Center (Tallahassee, Fla.)

1995-96 (13-15, 8-8 A-10)



**XAVIER'S FIRST SEASON IN THE
ATLANTIC 10 CONFERENCE**

F – T.J. Johnson, So., 10.6 ppg. & 6.8 rpg.
C – Kevin Carr, Jr., 9.8 ppg. & 6.4 rpg.
G – Darnell Williams, Fr., 12.3 ppg. & 4.3 rpg.
G – Lenny Brown, Fr., 12.5 ppg. & 4.1 rpg.
G – Gary Lumpkin, Fr., 11.2 ppg. & 2.7 rpg. & 3.2 apg.

XU AP			
Nov. 25	CG	W	88-61 St. Francis (Pa.)
Nov. 30	A	L	75-81 Virginia Commonwealth
Dec. 2	CG	W	109-78 Long Island
Dec. 6	A	L	71-85 Miami (Ohio)
Dec. 9	A	L	72-103 Ohio
Dec. 16	CG	W	87-57 Delaware State
Dec. 20	A	L	67-73 Kansas State
Dec. 23	CG	L	70-72 Notre Dame
Dec. 30	CG	W	78-59 Morgan State
Jan. 6	A	W	69-60 La Salle (A-10)
Jan. 9	A	L	56-73 Temple (A-10)
Jan. 13	CG	W	74-61 Fordham (A-10)
Jan. 17	CG	L	90-99 #3 Cincinnati
Jan. 20	A	W	76-62 St. Bonaventure (A-10)
Jan. 25	CG	W	60-59 La Salle (A-10)
Jan. 27	A	L	55-61 Dayton (A-10)
Jan. 31	CG	W	84-71 Saint Joseph's (A-10)
Feb. 4	CG	L	74-78 #1 Mass. (OT) (A-10)
Feb. 7	A	L	69-77 George Washington (A-10)
Feb. 10	CG	L	73-78 #11 Virginia Tech (A-10)
Feb. 17	A	L	70-87 Rhode Island (A-10)
Feb. 20	CG	W	102-95 Dayton (A-10)
Feb. 24	CG	W	116-105 Duquesne (OT) (A-10)
Feb. 26	CG	L	77-81 #24 George Wash. (A-10)
Feb. 29	A	L	61-70 #16 Virginia Tech (A-10)
Mar. 3	A	W	76-75 Duquesne (A-10)

ATLANTIC 10 CONFERENCE TOURNAMENT

Mar. 6 N1 W 61-54 Fordham
Mar. 7 N1 L 50-67 Temple
N1 - Philadelphia Civic Center (Philadelphia, Pa.)

1996-97 (23-6, 13-3 A-10)



**ATLANTIC 10 CONFERENCE WEST DIVISION
REGULAR SEASON CHAMPIONS
XAVIER'S FIRST ATLANTIC 10 CONFERENCE
REGULAR SEASON CHAMPIONSHIP
NCAA TOURNAMENT SECOND ROUND**

F – Torraye Braggs, Jr., 13.9 ppg. & 7.4 rpg.
F – T.J. Johnson, Jr., 7.8 ppg. & 5.0 rpg.
G – Lenny Brown, So., 15.6 ppg. & 3.8 rpg. & 3.5 apg.
G – Gary Lumpkin, So., 14.7 ppg. & 2.9 rpg. & 4.3 apg.
G – Darnell Williams, So., 10.8 rpg. & 4.0 rpg.
Note: 6th man James Posey (So.) led team at 7.8 rpg.

XU AP

Nov. 23	CG	W	98-73 Western Kentucky
Nov. 26	A	W	71-69 #1 Cincinnati
Nov. 30	CG	W	92-71 Miami (Ohio)
Dec. 2	CG	W	95-64 Florida A&M
Dec. 5	A	W	81-65 23 Loyola Marymount
Dec. 10	CG	W	94-86 19 Long Island
Dec. 14	CG	W	79-43 19 Hofstra
Dec. 21	A	W	113-111 17 Akron (3OT)
Dec. 29	CG	W	95-54 17 Kansas State
Jan. 4	CG	W	102-67 17 Virginia Tech (A-10)
Jan. 7	A	L	91-98 12 Dayton (A-10)
Jan. 11	A	W	75-64 12 Fordham (A-10)
Jan. 16	RC	L	85-87 14 Tulane
Jan. 19	CG	W	68-64 14 Temple (OT) (A-10)
Jan. 23	A	W	62-61 16 George Wash. (A-10)
Jan. 25	CG	L	70-78 16 Duquesne (A-10)
Jan. 28	CG	W	91-79 20 Rhode Island (A-10)
Feb. 1	A	W	87-84 20 Mass. (OT) (A-10)
Feb. 3	A	W	83-67 20 La Salle (A-10)
Feb. 8	A	L	65-79 17 Saint Joseph's (A-10)
Feb. 12	CG	W	79-53 19 Dayton (A-10)
Feb. 15	CG	W	87-76 19 George Wash. (A-10)
Feb. 20	A	W	82-74 16 Duquesne (A-10)
Feb. 22	CG	W	79-67 16 La Salle (A-10)
Feb. 27	CG	W	83-59 14 St. Bonaventure (A-10)
Mar. 2	A	W	81-72 14 Virginia Tech (A-10)

ATLANTIC 10 CONFERENCE TOURNAMENT

Mar. 6 N1 L 62-69 11 Temple (OT)
NCAA TOURNAMENT
Mar. 13 N2 W 80-68 13 Vanderbilt
Mar. 15 N2 L 83-96 13 #7 UCLA

N1 - The Spectrum (Philadelphia, Pa.)
N2 - The Palace of Auburn Hills (Auburn Hills, Mich.)

1997-98 (22-8, 11-5 A-10)



**ATLANTIC 10 CONFERENCE WEST DIVISION
REGULAR SEASON CO-CHAMPIONS
ATLANTIC 10 CONFERENCE TOURNAMENT CHAMPIONS
XAVIER'S FIRST ATLANTIC 10 CONFERENCE
TOURNAMENT CHAMPIONSHIP
NCAA TOURNAMENT PARTICIPANT**

F – Torraye Braggs, Sr., 13.0 ppg. & 8.2 rpg.
F – T.J. Johnson, Sr., 5.5 ppg. & 3.6 rpg.
G – Gary Lumpkin, Jr., 12.3 ppg. & 2.5 rpg. & 4.5 apg.
G – Darnell Williams, Jr., 17.3 ppg. & 3.9 rpg.
G – Lenny Brown, Jr., 14.7 ppg. & 3.5 apg.
Note: 6th man James Posey (Jr.) led team at 8.4 rpg.

XU AP

Nov. 19	CG	W	95-76 10 Toledo
Nov. 22	CG	W	97-73 10 Akron
Nov. 24	CG	W	118-61 10 Louisiana Monroe
Dec. 2	CG	W	88-54 9 Central Michigan
Dec. 6	A	W	93-60 9 Western Kentucky
Dec. 9	A	L	72-80 7 Miami (Ohio)
Dec. 13	CG	W	88-68 7 Cincinnati
Dec. 20	N1	L	84-86 10 #8 Purdue
Dec. 27	N2	W	73-56 13 DePaul
Dec. 30	CG	W	93-66 13 Butler
Jan. 3	A	L	77-80 13 St. Bonaventure (A-10)
Jan. 7	CG	W	104-67 19 La Salle (A-10)
Jan. 10	CG	W	77-43 19 Fordham (A-10)
Jan. 14	A	L	73-78 18 G. Washington (OT) (A-10)
Jan. 17	CG	W	77-66 18 Virginia Tech (A-10)
Jan. 20	CG	W	72-62 19 Saint Joseph's (A-10)
Jan. 24	A	L	82-93 19 Dayton (A-10)
Jan. 27	CG	W	93-71 24 Duquesne (A-10)
Jan. 31	A	W	79-73 24 Temple (A-10)
Feb. 2	A	W	91-59 24 La Salle (A-10)
Feb. 8	CG	L	62-73 21 #23 Mass. (A-10)
Feb. 14	A	W	74-63 Virginia Tech (A-10)
Feb. 16	CG	W	96-86 #17 George Wash. (A-10)
Feb. 21	A	W	83-62 Duquesne (A-10)
Feb. 24	A	L	68-69 Rhode Island (A-10)
Mar. 1	CG	W	89-84 Dayton (A-10)

ATLANTIC 10 CONFERENCE TOURNAMENT

Mar. 5 N3 W 68-44 St. Bonaventure
Mar. 6 N3 W 95-80 Rhode Island
Mar. 7 N3 W 77-63 George Washington

NCAA TOURNAMENT

Mar. 12 N4 L 68-69 23 Washington
N1 - Market Square Arena (Indianapolis, Ind.)
N2 - Gund Arena (Cleveland, Ohio)
N3 - The Spectrum (Philadelphia, Pa.)
N4 - MCI Center (Washington D.C.)

YEAR-BY-YEAR SCORES

1998-99 (25-11, 12-4 A-10)



NATIONAL INVITATION TOURNAMENT THIRD PLACE

F – James Posey, Sr., 16.9 ppg. & 8.9 rpg.
 F – Kevin Frey, Fr., 5.7 ppg. & 5.0 rpg.
 F – Aaron Turner, Fr., 5.4 ppg. & 5.2 rpg.
 G – Gary Lumpkin, Sr., 11.1 ppg. & 2.4 rpg. & 3.4 apg.
 G – Lenny Brown, Sr., 18.1 ppg. & 3.6 rpg. & 2.8 apg.

XU AP

Nov. 17	A	W	73-66	16	Butler
Nov. 21	CG	W	91-50	16	Chicago State
Nov. 23	CG	W	100-67	16	Morgan State
Nov. 26	N1	L	76-94	13	Pittsburgh
Nov. 27	N1	W	74-61	13	Colorado
Nov. 28	N1	L	69-82	13	San Francisco
Dec. 2	CG	W	64-56	23	Miami (Ohio)
Dec. 5	RC	L	57-71	23	#14 Purdue
Dec. 9	A	L	67-74		Toledo
Dec. 19	CG	W	88-58		Canisius
Dec. 21	CG	W	97-52		Loyola Marymount
Dec. 28	A	W	77-54		St. Mary's (Calif.)
Jan. 3	CG	W	87-83		Rhode Island (A-10)
Jan. 6	A	W	80-67		Virginia Tech (A-10)
Jan. 9	A	W	56-42		Duquesne (A-10)
Jan. 13	CG	W	62-57		St. Bonaventure (A-10)
Jan. 17	CG	W	81-61		George Washington (A-10)
Jan. 20	A	W	76-56		Fordham (A-10)
Jan. 23	CG	W	93-69		Virginia Tech (A-10)
Jan. 28	A	L	77-87		#5 Cincinnati
Jan. 30	A	L	86-91		Dayton (A-10)
Feb. 4	A	W	59-53		Saint Joseph's (A-10)
Feb. 6	A	L	75-88		La Salle (A-10)
Feb. 9	CG	W	72-54		Duquesne (A-10)
Feb. 14	CG	W	62-60		Temple (A-10)
Feb. 16	CG	W	88-71		La Salle (A-10)
Feb. 20	A	L	77-78		Massachusetts (A-10) (2OT)
Feb. 24	CG	W	90-62		Dayton (A-10)
Feb. 27	A	L	74-77		George Washington (A-10)

ATLANTIC 10 CONFERENCE TOURNAMENT

Mar. 4	N2	W	72-68	Massachusetts
Mar. 5	N2	L	64-76	Temple

NATIONAL INVITATION TOURNAMENT

Mar. 10	A	W	86-84	Toledo
Mar. 15	CG	W	87-76	Wake Forest
Mar. 17	CG	W	65-58	Princeton
Mar. 23	N3	L	76-79	Clemson
Mar. 25	N3	W	106-75	Oregon

N1 - American Univ. (San Juan, Puerto Rico)
 N2 - First Union Spectrum (Philadelphia, Pa.)
 N3 - Madison Square Garden (New York, N.Y.)

1999-00 (21-12, 9-7 A-10)



NATIONAL INVITATION TOURNAMENT SECOND ROUND

F – David West, Fr., 11.7 ppg. & 9.1 rpg.
 F – Kevin Frey, So., 8.8 ppg. & 5.1 rpg.
 F – Lloyd Price, So., 13.0 ppg. & 6.0 rpg.
 G – Maurice McAfee, Jr., 15.1 ppg. & 3.5 rpg. & 4.2 apg.
 G – Darnell Williams, Sr., 13.0 ppg. & 2.6 rpg.

XU AP

Nov. 20	CG	W	96-52	Maryland-Eastern Shore
Nov. 25	N1	W	81-79	Louisville
Nov. 26	N1	L	70-111	#10 Kansas
Nov. 27	N1	W	81-65	Washington
Dec. 4	CG	W	80-55	East Tennessee State
Dec. 8	A	L	58-67	Miami (Ohio)
Dec. 11	A	W	94-75	Central Michigan
Dec. 18	CG	W	66-64	#1 Cincinnati
Dec. 21	CG	W	92-48	St. Mary's (Calif.)
Dec. 27	CG	W	58-54	Princeton
Dec. 30	CG	W	84-55	Toledo
Jan. 2	A	L	63-65	Marquette
Jan. 6	CG	W	86-67	Virginia Tech (A-10)
Jan. 9	A	W	78-75	Rhode Island (A-10)
Jan. 11	A	L	72-76	Dayton (A-10)
Jan. 15	A	L	78-85	Duquesne (A-10)
Jan. 23	CG	L	49-80	La Salle (A-10)
Jan. 25	A	L	40-59	#23 Temple (A-10)
Jan. 30	CG	W	97-79	Fordham (A-10)
Feb. 2	CG	W	65-64	Dayton (OT) (A-10)
Feb. 5	A	L	67-78	George Washington (A-10)
Feb. 9	A	W	87-78	Canisius
Feb. 12	CG	W	87-77	Massachusetts (A-10)
Feb. 15	CG	W	95-66	Duquesne (A-10)
Feb. 19	A	L	65-73	Virginia Tech (A-10)
Feb. 22	CG	W	88-76	George Washington (A-10)
Feb. 27	A	W	71-60	La Salle (A-10)
Mar. 1	A	L	64-65	St. Bonaventure (A-10)
Mar. 5	CG	W	94-66	Saint Joseph's (A-10)

ATLANTIC 10 CONFERENCE TOURNAMENT

Mar. 8	N2	W	75-60	Rhode Island
Mar. 9	N2	L	69-72	St. Bonaventure

NATIONAL INVITATION TOURNAMENT

Mar. 15	CG	W	67-63	Marquette
Mar. 20	A	L	64-76	Notre Dame

N1 - Great Alaska Shootout (Anchorage, Alaska)
 N2 - The Spectrum (Philadelphia, Pa.)

2000-01 (21-8, 12-4 A-10)



NCAA TOURNAMENT

F – David West, So., 17.8 ppg. & 10.9 rpg.
 F – Lloyd Price, Jr., 9.2 ppg. & 4.4 rpg.
 F – Kevin Frey, Jr., 11.4 ppg. & 6.3 rpg.
 G – Romain Sato, Fr., 10.7 ppg. & 5.4 rpg.
 G – Maurice McAfee, Sr., 9.5 ppg. & 2.7 rpg. & 4.8 apg.

XU AP

Nov. 18	CC	W	68-54	Miami (Ohio)
Nov. 22	CC	W	93-75	Eastern Kentucky
Nov. 28	CC	W	65-55	Samford
Nov. 30	CC	W	86-68	Louisiana-Monroe
Dec. 2	A	L	46-61	#23 Wisconsin
Dec. 5	CC	W	75-49	San Francisco
Dec. 9	A	L	52-58	Princeton
Dec. 14	A	W	69-67	#17 Cincinnati
Dec. 16	CC	W	75-59	Marquette
Dec. 23	A	W	63-61	Toledo
Dec. 30	N1	W	71-60	Kent State
Jan. 3	A	W	82-71	Fordham (A-10)
Jan. 7	CC	W	81-66	La Salle (A-10)
Jan. 9	CC	L	64-75	Massachusetts (A-10)
Jan. 13	A	W	99-82	Rhode Island (A-10)
Jan. 16	A	W	76-74	George Washington (A-10)
Jan. 20	CC	W	86-73	Saint Joseph's (A-10)
Jan. 27	A	W	81-48	Duquesne (A-10)
Jan. 30	CC	W	82-72	Dayton (A-10)
Feb. 3	CC	W	71-63	G. Washington (OT) (A-10)
Feb. 7	A	L	76-79	24 Saint Joseph's (A-10)
Feb. 10	CC	W	78-71	24 Temple (A-10)
Feb. 14	A	L	49-59	Massachusetts (A-10)
Feb. 17	CC	W	79-65	Rhode Island (A-10)
Feb. 21	CC	W	77-60	St. Bonaventure (A-10)
Feb. 25	A	W	79-55	La Salle (A-10)
Mar. 4	A	L	62-65	25 Dayton (A-10)

ATLANTIC 10 CONFERENCE TOURNAMENT

Mar. 8	N2	L	74-83	George Washington
--------	----	---	-------	-------------------

NCAA TOURNAMENT

Mar. 16	N3	L	71-83	#19 Notre Dame
---------	----	---	-------	----------------

N1 - Gund Arena (Cleveland, Ohio)
 N2 - First Union Spectrum (Philadelphia, Pa.)
 N3 - Kemper Arena (Kansas City, Mo.)

2001-02 (26-6, 14-2 A-10)



Thad Matta
Head Coach



**ATLANTIC 10 CONFERENCE WEST DIVISION
REGULAR SEASON CHAMPIONS
ATLANTIC 10 CONFERENCE TOURNAMENT CHAMPIONS**

NCAA TOURNAMENT SECOND ROUND

F – David West, Jr., 18.3 ppg. & 9.8 rpg.
 F – Kevin Frey, Sr., 8.5 ppg. & 5.7 rpg.
 F – Dave Young, Jr., 8.0 ppg. & 3.6 rpg.
 G – Romain Sato, So., 16.1 ppg. & 6.6 rpg.
 G – Lionel Chalmers, So., 12.0 ppg. & 3.4 rpg. & 4.2 apg.

XU AP

Nov. 17	CC	W	72-41	Coastal Carolina
Nov. 24	N1	L	60-72	#5 Missouri
Nov. 28	A	W	87-58	Miami (Ohio)
Dec. 1	A	W	87-72	San Francisco
Dec. 5	A	L	66-70	Purdue
Dec. 8	CC	W	108-57	Long Island
Dec. 10	CC	W	57-48	Wisconsin
Dec. 14	CC	L	55-75	Cincinnati
Dec. 20	CC	W	62-56	Kent State
Dec. 22	A	W	72-65	Crighton
Dec. 31	CC	W	68-59	Siena
Jan. 5	A	W	66-59	Dayton (A-10)
Jan. 9	CC	W	88-58	Fordham (A-10)
Jan. 12	CC	W	72-62	Richmond (A-10)
Jan. 17	A	W	71-63	George Washington (A-10)
Jan. 19	A	W	71-67	La Salle (A-10)
Jan. 23	A	W	67-49	Rhode Island (A-10)
Jan. 26	CC	W	75-59	Dayton (A-10)
Jan. 30	CC	W	79-65	Duquesne (A-10)
Feb. 2	A	W	67-64	Richmond (A-10)
Feb. 9	A	L	79-80	St. Bonaventure (A-10)
Feb. 14	CC	W	89-75	George Washington (A-10)
Feb. 16	CC	W	84-77	Saint Joseph's (A-10)
Feb. 20	A	L	56-67	Temple (A-10)
Feb. 24	A	W	80-66	Duquesne (A-10)
Feb. 28	CC	W	68-53	La Salle (A-10)
Mar. 2	CC	W	72-52	Massachusetts (A-10)

YEAR-BY-YEAR SCORES

ATLANTIC 10 CONFERENCE TOURNAMENT

Mar. 7	N2	W	65-59	24	Massachusetts (OT)
Mar. 8	N2	W	66-59	24	Dayton
Mar. 9	N2	W	73-60	24	Richmond

NCAA TOURNAMENT

Mar. 15	N3	W	70-58	22	#25 Hawaii
Mar. 17	N3	L	65-78	22	#3 Oklahoma

N1 - Conseco Fieldhouse (Indianapolis, Ind.)
 N2 - First Union Spectrum (Philadelphia, Pa.)
 N3 - American Airlines Arena (Dallas, Texas)

2002-03 (26-6, 15-1 A-10)



ATLANTIC 10 CONFERENCE WEST DIVISION REGULAR SEASON CHAMPIONS NCAA TOURNAMENT SECOND ROUND

F – David West, Sr., 20.1 ppg. & 11.8 rpg. & 3.2 apg.
 F – Anthony Myles, Jr., 10.2 ppg. & 6.8 rpg.
 G – Romain Sato, Jr., 18.1 ppg. & 7.1 rpg.
 G – Lionel Chalmers, Jr., 12.0 ppg. & 2.7 rpg.
 G – Dedrick Finn, Fr., 7.6 ppg. & 2.1 rpg. & 4.3 apg.

XU AP

Nov. 18	CC	W	87-48	10	Saint Peter's (NIT)
Nov. 20	A	L	62-63	11	Stanford (NIT)
Nov. 24	CC	W	93-64	11	Florida A&M
Dec. 3	CC	W	74-59	16	Purdue
Dec. 7	A	W	50-44	16	Cincinnati
Dec. 9	CC	W	68-58	16	Miami (Ohio)
Dec. 14	N1	L	61-71	13	#24 Mississippi State
Dec. 20	CC	W	87-58	21	Ball State
Dec. 23	A	W	96-88	21	Siena
Dec. 28	CC	W	84-60	24	Eastern Kentucky
Dec. 31	CC	W	75-73	19	#15 Creighton
Jan. 4	A	L	58-65	19	#1 Alabama
Jan. 7	CC	L	59-67	21	Richmond (A-10)
Jan. 11	CC	W	99-83	21	St. Bonaventure (A-10)
Jan. 14	CC	W	80-47	21	La Salle (A-10)
Jan. 18	A	W	86-73	21	Massachusetts (A-10)
Jan. 21	CC	W	93-58	21	Duquesne (A-10)
Jan. 25	A	W	75-61	21	Fordham (A-10)
Feb. 1	A	W	66-52	21	Richmond (A-10)
Feb. 4	A	W	80-68	20	George Wash. (A-10)
Feb. 8	CC	W	85-77	20	Dayton (A-10)
Feb. 15	CC	W	93-70	18	Rhode Island (A-10)
Feb. 19	A	W	93-71	14	La Salle (A-10)
Feb. 22	A	W	73-72	14	#25 Dayton (A-10)
Feb. 26	A	W	80-78	13	Duquesne (OT) (A-10)
Mar. 1	CC	W	71-70	13	George Wash. (A-10)
Mar. 5	A	W	88-80	11	St. Joseph's (OT) (A-10)
Mar. 8	CC	W	96-65	11	Temple (A-10)

ATLANTIC 10 CONFERENCE TOURNAMENT

Mar. 13	N2	W	78-73	10	George Washington
Mar. 14	N2	L	57-63	10	Temple

NCAA TOURNAMENT

Mar. 21	N3	W	71-59	12	Troy
Mar. 23	N3	L	64-77	12	#17 Maryland

N1 - Madison Square Garden (New York, N.Y.)
 N2 - UD Arena (Dayton, Ohio)
 N3 - Gaylord Entertainment Center (Nashville, Tenn.)

2003-04 (26-11, 10-6 A-10)



ATLANTIC 10 CONFERENCE TOURNAMENT CHAMPIONS NCAA TOURNAMENT ELITE EIGHT

F – Justin Doellman, Fr., 7.3 ppg. & 3.6 rpg.
 F – Justin Cage, Fr., 4.6 ppg. & 3.4 rpg.
 F – Anthony Myles, Sr., 10.6 ppg. & 6.9 rpg.
 G – Lionel Chalmers, Sr., 16.6 ppg. & 3.3 rpg. & 3.2 apg.
 G – Romain Sato, Sr., 16.3 ppg. & 8.0 rpg.

Note: 6th man Dedrick Finn (So.) led team at 3.4 apg.

XU AP

Nov. 15	CC	W	62-37		Coppin State (BCA Classic)
Nov. 16	CC	W	72-58		Mercer (BCA Classic)
Nov. 17	CC	W	76-66		Oakland (BCA Classic)
Nov. 25	A	L	63-75		Ball State
Nov. 29	N1	L	77-80		Indiana (OT)
Dec. 9	A	W	55-36		Miami (Ohio)
Dec. 13	A	L	70-82		Mississippi State
Dec. 20	CC	W	78-74		LA Lafayette
Dec. 23	A	L	61-68		Iowa State
Dec. 28	CC	W	75-58		Elon
Dec. 30	CC	W	93-76		Morehead State
Jan. 3	CC	W	68-47		Alabama
Jan. 11	A	W	81-67		Rhode Island (A-10)
Jan. 14	A	L	58-71		Duquesne (A-10)
Jan. 17	CC	L	73-81		#6 Saint Joseph's (A-10)
Jan. 21	CC	W	84-45		La Salle (A-10)
Jan. 25	CC	L	44-53		Richmond (A-10)
Jan. 28	A	L	60-81		George Washington (A-10)
Jan. 31	A	L	67-74		Dayton (A-10)
Feb. 3	CC	W	71-69		#10 Cincinnati
Feb. 7	CC	W	74-52		Fordham (A-10)
Feb. 10	A	W	62-51		Richmond (A-10)
Feb. 14	CC	W	64-44		Massachusetts (A-10)
Feb. 18	A	W	78-68		La Salle (A-10)
Feb. 21	CC	W	67-60		Dayton (A-10)
Feb. 25	A	W	65-49		St. Bonaventure (A-10)
Feb. 28	CC	L	68-74		Duquesne (A-10)
Mar. 3	CC	W	83-66		George Washington (A-10)
Mar. 6	A	W	70-69		Temple (A-10)

ATLANTIC 10 CONFERENCE TOURNAMENT

Mar. 10	N2	W	90-64		St. Bonaventure
Mar. 11	N2	W	87-67		#1 Saint Joseph's
Mar. 12	N2	W	70-47		George Washington
Mar. 13	A	W	58-49		Dayton

NCAA TOURNAMENT

Mar. 19	N3	W	80-70		Louisville
Mar. 21	N3	W	89-74		#8 Mississippi St.
Mar. 26	N4	W	79-71		#12 Texas
Mar. 28	N4	L	63-66		#6 Duke

N1 - Conseco Fieldhouse (Indianapolis, Ind.)
 N2 - UD Arena (Dayton, Ohio)
 N3 - TD Waterhouse Centre (Orlando, Fla.)
 N4 - Georgia Dome (Atlanta, Ga.)

2004-05 (17-12, 10-6 A-10)



Sean Miller
Head Coach



F – Justin Cage, So., 11.1 ppg. & 5.6 rpg.
 F – Justin Doellman, So., 10.9 ppg. & 6.0 rpg.
 C – Brian Thornton, Jr., 10.7 ppg. & 5.8 rpg.
 G – Stanley Burrell, Fr., 12.7 ppg. & 3.2 rpg.
 G – Dedrick Finn, Jr., 8.1 ppg. & 2.2 rpg. & 4.2 apg.

XU AP

Nov. 19	CC	W	69-58		Oakland
Nov. 22	CC	L	54-66		Miami (Ohio)
Nov. 27	A	W	83-70		Miami (Fla.) (OT)
Nov. 30	CC	L	72-73		Creighton
Dec. 11	A	L	69-71		Tennessee
Dec. 18	CC	L	74-80		#20 Mississippi State
Dec. 21	CC	W	69-63		Lehigh
Dec. 28	CC	W	80-74		IPFW
Dec. 30	CC	W	69-46		Marshall
Jan. 3	CC	W	72-59		Iowa State
Jan. 8	A	L	86-90		Mass. (A-10) (3OT)
Jan. 12	CC	W	73-52		Duquesne (A-10)
Jan. 16	A	L	74-76		Fordham (A-10)
Jan. 19	CC	W	81-57		Richmond (A-10)
Jan. 22	CC	L	54-69		Temple (A-10)
Jan. 25	A	W	66-65		George Washington (A-10)
Jan. 29	A	L	59-67		Saint Joseph's (A-10)
Feb. 2	CC	W	62-50		La Salle (A-10)
Feb. 5	CC	W	77-63		Rhode Island (A-10)
Feb. 10	A	L	54-65		#21 Cincinnati
Feb. 13	A	W	83-72		Duquesne (A-10)
Feb. 16	CC	W	67-54		St. Bonaventure (A-10)
Feb. 19	A	L	55-59		Dayton (A-10)
Feb. 23	CC	W	81-62		George Washington (A-10)
Feb. 27	A	L	52-53		La Salle (A-10) (OT)
Mar. 2	A	W	73-64		Richmond (A-10)
Mar. 5	CC	W	74-65		Dayton (A-10)

ATLANTIC 10 CONFERENCE TOURNAMENT

Mar. 10	N1	W	83-70		La Salle
Mar. 11	N1	L	68-73		Saint Joseph's

N1 - U.S. Bank Arena (Cincinnati, Ohio)

2005-06 (21-11, 8-8 A-10)



ATLANTIC 10 CONFERENCE TOURNAMENT CHAMPIONS NCAA TOURNAMENT

F – Josh Duncan, So., 9.1 ppg & 4.2 rpg.
 F – Justin Cage, Jr., 10.5 ppg. & 5.4 rpg.
 C – Justin Doellman, Jr., 11.0 ppg. & 6.7 rpg.
 G – Stanley Burrell, So., 14.4 ppg. & 2.9 rpg. & 3.3 apg.
 G – Johnny Wolf, Fr., 3.7 ppg. & 1.5 rpg. & 2.0 apg.

*C – Brian Thornton, Sr., 15.3 ppg. & 6.8 rpg.

* Started the first 21 games before suffering a season-ending injury on Feb. 11 vs. La Salle.

Note: 6th man Dedrick Finn (Sr.) led the team at 4.0 apg., although he did not play in any of the final eight games.

XU AP

Nov. 19	CC	W	80-35		Eastern Illinois
Nov. 26	N1	W	74-55		Purdue
Nov. 29	CC	W	81-56		Coppin State
Dec. 3	N2	L	62-65		#12 Illinois
Dec. 7	CC	W	79-51		Florida A&M
Dec. 11	A	W	75-65		Miami (Ohio)
Dec. 18	A	L	59-61		Creighton
Dec. 22	CC	W	78-54		Troy
Dec. 29	CC	W	73-56		Southern
Jan. 4	A	W	62-58		Saint Joseph's (A-10)
Jan. 7	CC	W	99-71		St. Bonaventure (A-10)
Jan. 9	CC	W	82-63		Eastern Kentucky
Jan. 14	A	W	78-65		Charlotte (A-10)
Jan. 19	CC	W	73-71		Cincinnati (OT)
Jan. 22	CC	L	54-59		Saint Louis (A-10)
Jan. 25	A	L	79-81		Temple (A-10)
Jan. 28	CC	W	60-55		Dayton (A-10)
Feb. 2	CC	L	85-89		#10 George Wash. (A-10)
Feb. 5	A	L	47-61		Saint Louis (A-10)
Feb. 8	A	W	63-51		Richmond (A-10)
Feb. 11	CC	L	70-79		La Salle (A-10)
Feb. 15	CC	W	84-64		Fordham (A-10)
Feb. 18	CC	W	91-70		Duquesne (A-10)
Feb. 21	A	L	62-66		Dayton (A-10)
Feb. 25	A	W	85-76		Rhode Island (A-10)
Feb. 28	CC	L	58-68		Saint Joseph's (A-10)
Mar. 4	A	L	56-65		Massachusetts (A-10)

ATLANTIC 10 CONFERENCE TOURNAMENT

Mar. 8	N3	W	75-66		Massachusetts
Mar. 9	N3	W	59-55		Charlotte
Mar. 10	N3	W	70-59		Fordham
Mar. 11	N3	W	62-61		Saint Joseph's

NCAA TOURNAMENT

Mar. 16	N4	L	75-79		Gonzaga
---------	----	---	-------	--	---------

N1 - Wooden Tradition at Conseco Fieldhouse (Indianapolis, Ind.)
 N2 - United Center (Chicago, Ill.)
 N3 - U.S. Bank Arena (Cincinnati, Ohio)
 N4 - Jon M. Huntsman Center (Salt Lake City, Utah)

YEAR-BY-YEAR SCORES

2006-07 (25-9, 13-3 A-10)



**ATLANTIC 10 CONFERENCE
REGULAR SEASON CO-CHAMPIONS
NCAA TOURNAMENT SECOND ROUND**

- F - Justin Doellman, Sr., 13.7 ppg. & 5.5 rpg.
- F - Justin Cage, Sr., 10.5 ppg. & 5.4 rpg.
- F - Brandon Cole, Sr., 5.8 ppg. & 4.7 rpg.
- G - Stanley Burrell, Jr., 12.4 ppg. & 2.0 rpg. & 2.4 apg.
- G - Drew Lavender, Jr., 11.2 ppg. & 2.4 rpg. & 4.8 apg.
- *F - Josh Duncan, Jr., 9.3 ppg. & 3.4 rpg.

Note: Duncan started the first 20 games

XU AP			
Nov. 11	CC	W	79-46 Coastal Carolina
Nov. 17	N1	W	70-67 Virginia Commonwealth
Nov. 19	N1	W	71-66 Villanova
Nov. 20	N1	L	56-63 #8 Alabama
Nov. 25	CC	W	86-68 American
Nov. 29	CC	W	68-53 Miami (Ohio)
Dec. 2	CC	W	95-61 Western Carolina
Dec. 5	CC	W	88-55 24 Detroit
Dec. 9	A	L	67-73 24 Creighton
Dec. 13	A	L	57-67 Cincinnati
Dec. 16	CC	W	76-58 Arizona State
Dec. 20	CC	L	67-68 Bucknell
Dec. 29	N2	W	65-59 Illinois
Jan. 3	N2	W	76-66 Kansas State
Jan. 6	CC	W	76-68 Temple (A-10)
Jan. 11	A	W	71-56 Fordham (A-10)
Jan. 13	A	L	65-76 Saint Louis (A-10)
Jan. 18	CC	W	83-77 Massachusetts (A-10)
Jan. 21	A	L	74-82 Saint Joseph's (A-10)
Jan. 24	A	W	92-66 St. Bonaventure (A-10)
Jan. 27	CC	W	83-67 Dayton (A-10)
Jan. 31	A	L	91-93 Duquesne (A-10)
Feb. 3	CC	W	91-57 Charlotte (A-10)
Feb. 7	CC	W	76-57 Saint Louis (A-10)
Feb. 10	A	W	87-58 George Washington (A-10)
Feb. 17	CC	W	71-50 Richmond (A-10)
Feb. 21	CC	W	98-72 Rhode Island (A-10)
Feb. 24	A	W	75-67 Dayton (A-10)
Feb. 28	CC	W	72-62 Saint Joseph's (A-10)
Mar. 3	A	W	76-65 La Salle (A-10)
ATLANTIC 10 CONFERENCE TOURNAMENT			
Mar. 8	N3	W	72-51 Dayton
Mar. 9	N3	L	71-79 Rhode Island

NCAA TOURNAMENT

- Mar. 15 N4 W 79-77 Brigham Young
- Mar. 17 N4 L 71-78 #1 Ohio State (OT)
- N1 - U.S. Virgin Islands Paradise Jam (St. Thomas, V.I.)
- N2 - U.S. Bank Arena (Cincinnati, Ohio)
- N3 - Boardwalk Hall (Atlantic City, N.J.)
- N4 - Rupp Arena (Lexington, Ky.)

2007-08 (30-7, 14-2 A-10)



**ATLANTIC 10 CONFERENCE
REGULAR SEASON CHAMPIONS
NCAA TOURNAMENT ELITE EIGHT**

- F - Josh Duncan, Sr., 12.4 ppg. & 4.7 rpg.
- F - Derrick Brown, So., 10.9 ppg. & 6.5 rpg.
- G - Drew Lavender, Sr., 10.8 ppg. & 2.7 rpg. & 4.5 apg.
- F - C.J. Anderson, Jr., 10.7 ppg. & 5.9 rpg.
- G - Stanley Burrell, Sr., 9.7 ppg. & 2.2 rpg. & 3.8 apg.
- *C - Jason Love, So., 6.0 ppg. & 5.5 rpg.

Note: Love started 21 out of the last 26 games

XU AP			
Nov. 10	CC	W	90-59 Southeast Missouri State
Nov. 13	A	L	57-59 Miami (Ohio)
Nov. 20	CC	W	98-49 Coppin State
Nov. 23	N1	W	78-65 Kent State
Nov. 24	N1	W	80-65 #8 Indiana
Nov. 28	CC	W	93-68 Oakland
Dec. 1	CC	W	90-49 23 Belmont
Dec. 5	CC	W	79-66 21 Creighton
Dec. 12	CC	W	64-59 17 Cincinnati
Dec. 15	A	L	55-77 17 Arizona State
Dec. 22	CC	L	75-82 #12 Tennessee
Dec. 28	CC	W	65-33 Delaware State
Dec. 31	N2	W	103-77 Kansas State
Jan. 3	CC	W	108-70 Virginia
Jan. 6	A	W	80-57 Auburn
Jan. 9	CC	W	83-68 24 St. Bonaventure (A-10)
Jan. 12	CC	W	68-50 Fordham (A-10)
Jan. 16	A	L	59-78 20 Temple (A-10)
Jan. 19	A	W	74-66 20 George Wash. (A-10)
Jan. 24	CC	W	69-43 23 #16 Dayton (A-10)
Jan. 27	A	W	77-65 23 Massachusetts (A-10)
Feb. 2	CC	W	75-62 15 La Salle (A-10)
Feb. 7	A	W	70-68 13 Saint Louis (A-10)
Feb. 10	CC	W	76-72 13 Saint Joseph's (A-10)
Feb. 13	A	W	62-60 12 Charlotte (A-10)
Feb. 18	A	W	81-77 10 Rhode Island (A-10)
Feb. 21	CC	W	75-48 10 Duquesne (A-10)
Feb. 24	A	W	57-51 10 Dayton (A-10)
Mar. 1	CC	W	66-56 9 George Wash. (A-10)
Mar. 6	A	L	66-71 8 Saint Joseph's (A-10)
Mar. 8	CC	W	86-61 8 Richmond (A-10)
ATLANTIC 10 CONFERENCE TOURNAMENT			
Mar. 13	N3	W	74-65 10 Dayton
Mar. 14	N3	L	53-61 10 Saint Joseph's

NCAA TOURNAMENT

- Mar. 20 N4 W 73-61 12 Georgia
- Mar. 22 N4 W 85-78 12 #20 Purdue
- Mar. 27 N5 W 79-75 12 West Virginia (OT)
- Mar. 29 N5 L 57-76 12 #3 UCLA
- N1 - Sears Centre (Hoffman Estates, Ill.)
- N2 - U.S. Bank Arena (Cincinnati, Ohio)
- N3 - Boardwalk Hall (Atlantic City, N.J.)
- N4 - Verizon Center (Washington D.C.)
- N5 - U.S. Airways Center (Phoenix, Ariz.)

2008-09 (27-8, 12-4 A-10)



**ATLANTIC 10 CONFERENCE
REGULAR SEASON CHAMPIONS
NCAA TOURNAMENT SWEET 16**

- F - Derrick Brown, Jr., 13.7 ppg. & 6.1 rpg.
- F - C. J. Anderson, Sr., 9.9 ppg. & 5.5 rpg.
- C - Jason Love, Jr., 6.7 ppg. & 5.9 rpg.
- G - B.J. Raymond, Sr., 14.1 ppg. & 4.1 rpg.
- G - Dante' Jackson, So., 6.6 ppg. & 3.5 rpg. & 2.7 apg.

XU AP			
Nov. 14	CC	W	71-43 IPFW
Nov. 17	CC	W	81-65 Toledo
Nov. 20	N1	W	75-71 Missouri
Nov. 21	N1	W	63-62 Virginia Tech (OT)
Nov. 23	N1	W	63-58 #13 Memphis
Nov. 29	CC	W	60-53 16 Miami (Ohio)
Dec. 3	CC	W	81-74 14 Auburn
Dec. 10	CC	W	78-56 10 Ohio
Dec. 13	A	W	76-66 10 Cincinnati
Dec. 20	N2	L	64-82 7 #6 Duke
Dec. 23	CC	L	65-74 12 Butler
Dec. 31	CC	W	78-57 24 Robert Morris
Jan. 3	A	W	84-70 22 Virginia
Jan. 8	CC	W	70-44 16 Saint Louis (A-10)
Jan. 11	A	W	86-60 16 Fordham (A-10)
Jan. 15	A	W	67-65 15 Rhode Island (A-10)
Jan. 18	CC	W	73-53 15 La Salle (A-10)
Jan. 21	A	W	84-64 15 St. Bonaventure (A-10)
Jan. 24	A	W	80-70 15 LSU
Jan. 28	CC	W	69-47 10 Charlotte (A-10)
Jan. 31	CC	W	82-80 10 Massachusetts (A-10)
Feb. 5	CC	W	83-74 9 Temple (A-10)
Feb. 7	A	L	68-72 9 Duquesne (A-10)
Feb. 11	A	L	58-71 14 Dayton (A-10)
Feb. 14	CC	W	88-53 14 Fordham (A-10)
Feb. 19	A	L	60-65 16 Charlotte (A-10)
Feb. 22	CC	W	71-53 16 George Wash. (A-10)
Feb. 26	A	W	68-54 19 Saint Joseph's (A-10)
Mar. 5	CC	W	76-59 17 Dayton (A-10)
Mar. 7	A	L	75-80 17 Richmond (A-10)
ATLANTIC 10 CONFERENCE TOURNAMENT			
Mar. 12	N3	W	66-47 19 Saint Louis
Mar. 13	N3	L	53-55 19 Temple

NCAA TOURNAMENT

- Mar. 20 N4 W 77-59 20 Portland State
- Mar. 22 N4 W 60-49 20 Wisconsin
- Mar. 26 N5 L 55-60 20 #4 Pittsburgh
- N1 - Coliseo de Puerto Rico (San Juan, P.R.)
- N2 - Izod Center (East Rutherford, N.J.)
- N3 - Boardwalk Hall (Atlantic City, N.J.)
- N4 - Taco Bell Arena (Boise, Idaho)
- N5 - TD Banknorth Garden (Boston, Mass.)

2009-10 (26-9, 14-2 A-10)



Chris Mack
Head Coach



**ATLANTIC 10 CONFERENCE
REGULAR SEASON CO-CHAMPIONS
NCAA TOURNAMENT SWEET 16**

- F - Dante' Jackson, Jr., 6.5 ppg. & 3.2 rpg. & 2.2 apg.
- F - Jamel McLean, Jr., 8.5 ppg. & 7.5 rpg.
- C - Jason Love, Sr., 11.8 ppg. & 8.7 rpg.
- G - Tu Holloway, So., 12.1 ppg. & 2.4 rpg. & 3.9 apg.
- G - Jordan Crawford, So., 20.5 ppg. & 4.7 rpg. & 2.9 apg.

XU AP			
Nov. 13	CC	W	83-57 Youngstown State
Nov. 17	CC	W	101-57 Bowling Green
Nov. 21	CC	W	105-65 Sacred Heart
Nov. 26	N1	L	61-71 Marquette
Nov. 27	N1	W	80-67 Creighton
Nov. 29	N1	L	64-69 Baylor
Dec. 4	CC	W	77-61 Kent State
Dec. 8	A	L	56-71 Kansas State
Dec. 13	CC	W	83-79 #19 Cincinnati (2OT)
Dec. 19	A	L	68-69 #21 Butler
Dec. 23	CC	W	70-67 Miami (Ohio)
Dec. 29	CC	W	89-65 LSU
Jan. 3	A	L	92-96 Wake Forest (2OT)
Jan. 7	A	W	68-62 La Salle (A-10)
Jan. 10	A	W	76-69 George Washington (A-10)
Jan. 13	CC	W	86-74 Charlotte (A-10)
Jan. 16	CC	W	78-74 Dayton (A-10)
Jan. 20	A	L	72-77 #16 Temple (A-10)
Jan. 23	CC	W	72-61 Rhode Island (A-10)
Jan. 28	CC	W	86-50 Duquesne (A-10)
Jan. 31	CC	W	108-60 Fordham (A-10)
Feb. 3	A	W	87-79 Massachusetts (A-10)
Feb. 6	A	L	65-90 Dayton (A-10)
Feb. 13	A	W	76-64 Florida
Feb. 17	CC	W	88-52 Saint Joseph's (A-10)
Feb. 20	A	W	81-67 Charlotte (A-10)
Feb. 24	A	W	73-71 Saint Louis (A-10)
Feb. 28	CC	W	78-76 #23 Richmond (A-10) (2OT)
Mar. 3	A	W	82-56 25 Fordham (A-10)
Mar. 6	CC	W	93-72 25 St. Bonaventure (A-10)
ATLANTIC 10 CONFERENCE TOURNAMENT			
Mar. 12	N2	W	78-73 24 Dayton
Mar. 13	N2	L	85-89 24 Richmond (OT)

NCAA TOURNAMENT

- Mar. 19 N3 W 65-54 24 Minnesota
- Mar. 21 N3 W 71-68 25 #18 Pittsburgh
- Mar. 25 N4 L 96-101 25 #7 Kansas State (2OT)
- N1 - The Milk House (Lake Buena Vista, Fla.)
- N2 - Boardwalk Hall (Atlantic City, N.J.)
- N3 - Bradley Center (Milwaukee, Wis.)
- N4 - EnergySolutions Arena (Salt Lake City, Utah)

YEAR-BY-YEAR SCORES

2010-11 (24-8, 15-1 A-10)



**ATLANTIC 10 CONFERENCE
REGULAR SEASON CHAMPIONS
NCAA TOURNAMENT SECOND ROUND**

F – Jamel McLean, Sr., 10.6 ppg. & 8.4 rpg.
C – Kenny Frease, Jr., 11.7 ppg. & 7.1 rpg.
G – Mark Lyons, So., 13.6 ppg. & 3.1 rpg. & 3.1 apg.
G – Dante' Jackson, Sr., 7.9 ppg. & 3.1 rpg. & 2.0 apg.
G – Tu Holloway, Jr., 19.7 ppg. & 5.0 rpg. & 5.4 apg.

XU AP

Nov. 12	CC	W	68-65	Western Michigan
Nov. 16	CC	W	76-66	IPFW (OT)
Nov. 19	N1	W	86-73	Iowa
Nov. 21	N1	W	57-52	Seton Hall
Nov. 22	N1	L	58-67	Old Dominion
Nov. 27	CC	W	94-90	Wofford (3OT)
Dec. 1	A	L	64-75	Miami (Ohio)
Dec. 9	CC	W	51-49	Butler
Dec. 18	CC	W	83-75	Wake Forest
Dec. 22	A	L	54-64	Gonzaga
Dec. 28	CC	W	88-64	Albany
Dec. 31	CC	L	67-71	Florida
Jan. 6	A	L	46-66	#24 Cincinnati
Jan. 9	A	W	72-45	Rhode Island (A-10)
Jan. 12	CC	W	79-50	Massachusetts (A-10)
Jan. 15	CC	W	81-76	Dayton (A-10)
Jan. 19	A	W	79-65	St. Bonaventure (A-10)
Jan. 22	CC	W	88-77	Temple (A-10)
Jan. 26	CC	W	81-74	George Washington (A-10)
Jan. 29	A	W	85-62	Richmond (A-10)
Feb. 2	A	L	62-66	Charlotte (A-10)
Feb. 5	CC	W	76-68	Saint Louis (A-10)
Feb. 8	A	W	65-57	Georgia
Feb. 13	A	W	71-63	Duquesne (A-10)
Feb. 16	A	W	74-54	24 Saint Joseph's (A-10)
Feb. 19	CC	W	79-72	24 Fordham (A-10)
Feb. 22	CC	W	100-62	25 La Salle (A-10)
Feb. 27	A	W	66-62	25 Dayton (A-10)
Mar. 2	CC	W	68-48	23 Charlotte (A-10)
Mar. 5	A	W	66-55	23 Saint Louis (A-10)

ATLANTIC 10 CONFERENCE TOURNAMENT

Mar. 11	N2	L	67-68	18 Dayton
---------	----	---	-------	-----------

NCAA TOURNAMENT

Mar. 18	N3	L	55-66	20 Marquette
N1 – UVI Sport and Fitness Center (St. Thomas, U.S. Virgin Islands)				
N2 – Boardwalk Hall (Atlantic City, N.J.)				
N3 – Quicken Loans Arena (Cleveland, Ohio)				

2011-12 (23-13, 10-6 A-10)



NCAA TOURNAMENT SWEET 16

F – Dezmine Wells, Fr., 9.8 ppg. & 4.9 rpg.
F – Andre Walker, Gr., 5.3 ppg. & 5.8 rpg.
C – Kenny Frease, Sr., 10.2 ppg. & 6.1 rpg.
G – Mark Lyons, Jr., 15.1 ppg. & 2.8 apg.
G – Tu Holloway, Sr., 17.5 ppg. & 4.9 apg.

XU AP

Nov. 11	CC	W	74-63	14 Morgan State
Nov. 15	CC	W	86-63	13 IPFW
Nov. 18	CC	W	66-60	13 Miami (Ohio)
Nov. 25	CC	W	70-56	12 Georgia
Nov. 28	A	W	82-70	11 #20 Vanderbilt (OT)
Dec. 3	CC	W	66-63	11 Purdue
Dec. 7	A	W	73-61	8 Butler
Dec. 10	CC	W	76-53	8 Cincinnati
Dec. 18	CC	L	42-64	8 Oral Roberts
Dec. 22	N1	L	59-68	14 Long Beach State
Dec. 23	N1	L	82-84	14 Hawaii (OT)
Dec. 25	N1	W	87-77	14 Southern Illinois
Dec. 31	CC	L	65-72	Gonzaga
Jan. 4	A	L	70-80	La Salle (A-10)
Jan. 7	A	W	67-59	Fordham (A-10)
Jan. 11	CC	W	78-50	Duquesne (A-10)
Jan. 14	CC	W	77-64	St. Bonaventure (A-10)
Jan. 18	CC	W	68-55	Saint Joseph's (A-10)
Jan. 21	A	L	72-87	Dayton (A-10)
Jan. 25	CC	L	68-73	Saint Louis (A-10)
Jan. 28	A	W	74-70	Charlotte (A-10)
Feb. 1	A	W	59-58	George Washington (A-10)
Feb. 4	A	L	68-72	Memphis
Feb. 8	CC	W	84-66	Rhode Island (A-10)
Feb. 11	A	L	72-85	Temple (A-10)
Feb. 18	CC	W	86-83	Dayton (A-10) (OT)
Feb. 21	A	L	73-80	Massachusetts (A-10)
Feb. 25	CC	W	65-57	Richmond (A-10)
Feb. 28	A	L	59-70	Saint Louis (A-10)
Mar. 3	CC	W	72-63	Charlotte (A-10)

ATLANTIC 10 CONFERENCE TOURNAMENT

Mar. 9	N2	W	70-69	Dayton
Mar. 10	N2	W	71-64	Saint Louis
Mar. 11	N2	L	56-67	St. Bonaventure

NCAA TOURNAMENT

Mar. 16	N3	W	67-63	Notre Dame
Mar. 18	N3	W	70-58	Lehigh
Mar. 23	N4	L	70-75	#9 Baylor
N1 – Stan Sheriff Center (Honolulu, Hawaii)				
N2 – Boardwalk Hall (Atlantic City, N.J.)				
N3 – Greensboro Coliseum (Greensboro, N.C.)				
N4 – Georgia Dome (Atlanta, Ga.)				

2012-13 (17-14, 9-7 A-10)



F – Travis Taylor, Sr., 11.9 ppg. & 9.0 rpg.
F – Justin Martin, So., 7.9 ppg. & 4.7 rpg.
F – Jeff Robinson, Sr., 6.8 ppg. & 4.8 rpg.
G – Semaj Christon, Fr., 15.2 ppg. & 2.9 rpg. & 4.6 apg.
G – Dee Davis, So., 8.2 ppg. & 1.7 rpg. & 3.4 apg.

XU AP

Nov. 9	CC	W	117-75	Farleigh Dickinson
Nov. 13	CC	W	62-47	Butler
Nov. 17	CC	W	61-59	Robert Morris
Nov. 22	N1	L	67-70	Pacific
Nov. 23	N1	W	69-65	Drexel
Nov. 25	N1	W	74-70	Drake
Dec. 1	A	W	63-57	Purdue
Dec. 6	CC	L	64-66	Vanderbilt (OT)
Dec. 9	CC	W	62-55	Kent State
Dec. 19	N2	L	45-60	#11 Cincinnati
Dec. 22	CC	L	55-56	Wofford
Dec. 29	A	L	47-51	Tennessee
Jan. 2	A	L	59-66	Wake Forest
Jan. 10	CC	W	57-52	Temple (A-10)
Jan. 12	CC	W	71-56	George Washington (A-10)
Jan. 16	A	W	66-64	St. Bonaventure (A-10)
Jan. 19	CC	W	70-63	La Salle (A-10)
Jan. 23	A	L	57-63	Charlotte (A-10)
Jan. 26	A	L	49-59	Saint Joseph's (A-10)
Jan. 30	CC	W	66-61	Dayton (A-10)
Feb. 2	A	L	71-73	Richmond (A-10)
Feb. 9	A	W	73-65	Duquesne (A-10)
Feb. 13	CC	W	79-66	Fordham (A-10)
Feb. 16	A	L	59-70	Dayton (A-10)
Feb. 20	A	W	55-42	Rhode Island (A-10)
Feb. 23	CC	L	71-75	#24 VCU (A-10)
Feb. 26	CC	W	64-62	#19 Memphis
Mar. 2	CC	L	72-77	Massachusetts (A-10)
Mar. 6	CC	W	77-66	#16 Saint Louis (A-10) (OT)
Mar. 9	A	L	62-67	Butler (A-10)

ATLANTIC 10 CONFERENCE TOURNAMENT

Mar. 14	N3	L	57-58	Saint Joseph's
N1 – Anaheim Convention Center (Anaheim, Calif.)				
N2 – U.S. Bank Arena (Cincinnati, Ohio)				
N3 – Barclays Center (Brooklyn, N.Y.)				

2013-14 (21-13, 10-8 BIG EAST)



NCAA TOURNAMENT

F – Justin Martin, Jr., 11.7 ppg. & 5.2 rpg.
F – Isaiah Philmore, Sr., 9.3 ppg. & 5.0 rpg.
C – Matt Stainbrook, Jr., 10.6 ppg. & 7.4 rpg. & 2.2 apg.
G – Semaj Christon, So., 17.0 ppg. & 2.7 rpg. & 4.2 apg.
G – Dee Davis, Jr., 7.7 ppg. & 1.8 rpg. & 4.7 apg.

XU AP

Nov. 8	CC	W	83-59	Gardner-Webb
Nov. 12	CC	W	67-63	Tennessee
Nov. 15	CC	W	79-56	Morehead St.
Nov. 20	CC	W	77-51	Miami (OH)
Nov. 25	CC	W	93-65	Abilene Christian
Nov. 28	N1	L	74-77	#23 Iowa (OT)
Nov. 29	N1	L	49-64	Tennessee
Nov. 30	N1	L	78-84	USC
Dec. 7	CC	W	85-73	Bowling Green (OT)
Dec. 10	CC	W	63-60	Evansville
Dec. 14	N2	W	64-47	Cincinnati
Dec. 21	A	W	77-74	Alabama
Dec. 28	CC	W	68-53	Wake Forest
Dec. 31	CC	W	70-60	St. John's (BIG EAST)
Jan. 4	CC	W	79-68	Butler (BIG EAST)
Jan. 9	CC	W	86-79	Marquette (BIG EAST)
Jan. 12	A	L	89-95	Creighton (BIG EAST)
Jan. 15	CC	W	80-67	Georgetown (BIG EAST)
Jan. 20	A	W	84-74	DePaul (BIG EAST)
Jan. 25	A	L	72-81	Providence (BIG EAST)
Feb. 1	CC	L	60-68	Seton Hall (BIG EAST)
Feb. 3	A	L	58-81	#6 Villanova (BIG EAST)
Feb. 8	CC	W	59-53	Providence (BIG EAST)
Feb. 11	A	W	64-50	Butler (BIG EAST)
Feb. 15	A	L	72-81	Marquette (BIG EAST)
Feb. 19	CC	W	83-64	DePaul (BIG EAST)
Feb. 22	A	L	52-74	Georgetown (BIG EAST)
Feb. 25	A	W	65-53	St. John's (BIG EAST)
Mar. 1	CC	W	75-69	#9 Creighton (BIG EAST)
Mar. 3	A	L	62-71	Seton Hall (BIG EAST)
Mar. 6	CC	L	70-77	#6 Villanova (BIG EAST)

BIG EAST CONFERENCE TOURNAMENT

Mar. 13	N3	W	68-65	Marquette
Mar. 14	N3	L	78-86	#14 Creighton

NCAA TOURNAMENT

Mar. 18	N4	L	59-74	North Carolina State
N1 – Imperial Arena (Paradise Island, Bahamas)				
N2 – U.S. Bank Arena (Cincinnati, Ohio)				
N3 – Madison Square Garden (New York, N.Y.)				
N4 – University of Dayton Arena (Dayton, Ohio)				

YEAR-BY-YEAR SCORES

2014-15 (23-14, 9-9 BIG EAST)



NCAA TOURNAMENT

F – James Farr, Jr., 4.2 ppg. & 5.3 rpg.
 C – Matt Stainbrook, Sr., 12.3 ppg. & 6.9 rpg. & 2.4 apg.
 G – Remy Abell, Jr., 8.4 ppg. & 2.0 rpg.
 G – Trevon Bluiett, Fr., 11.0 ppg. & 4.2 rpg.
 G – Dee Davis, Sr., 9.0 ppg. & 2.4 rpg. & 6.0 apg.

		XU AP			
Nov. 14	CC	W	93-60	Northern Arizona	
Nov. 18	CC	W	97-74	Long Beach State	
Nov. 21	CC	W	81-63	Stephen F. Austin	
Nov. 24	CC	W	89-62	Murray State	
Nov. 27	N1	W	82-71	San Diego	
Nov. 28	N1	L	73-77	UTEP	
Nov. 30	N2	L	70-73	Long Beach State	
Dec. 6	CC	W	97-84	Alabama	
Dec. 9	CC	W	66-43	IUPUI	
Dec. 13	A	W	74-58	Missouri	
Dec. 20	A	L	88-89	Auburn (2OT)	
Dec. 28	CC	W	71-57	Florida Gulf Coast	
Dec. 31	CC	W	70-53	#25 Georgetown (BIG EAST)	
Jan. 3	A	L	68-71	DePaul (BIG EAST)	
Jan. 7	CC	W	69-58	#19 Seton Hall (BIG EAST)	
Jan. 10	A	L	76-88	Butler (BIG EAST)	
Jan. 14	A	L	75-88	#5 Villanova (BIG EAST)	
Jan. 17	CC	W	62-58	Marquette (BIG EAST)	
Jan. 22	A	L	66-69	Providence (BIG EAST) (OT)	
Jan. 24	CC	W	89-76	DePaul (BIG EAST)	
Jan. 27	A	W	66-53	#21 Georgetown (BIG EAST)	
Jan. 31	A	L	82-90	Seton Hall (BIG EAST)	
Feb. 4	CC	L	72-79	Creighton (BIG EAST) (OT)	
Feb. 7	CC	W	78-69	Providence (BIG EAST)	
Feb. 10	A	W	64-44	Marquette (BIG EAST)	
Feb. 14	CC	L	70-78	St. John's (BIG EAST)	
Feb. 18	A	W	59-57	Cincinnati	
Feb. 21	CC	W	73-56	#19 Butler (BIG EAST)	
Feb. 23	A	L	57-58	St. John's (BIG EAST)	
Feb. 28	CC	L	66-78	#6 Villanova (BIG EAST)	
Mar. 7	A	W	74-73	Creighton (BIG EAST)	

BIG EAST CONFERENCE TOURNAMENT

Mar. 12	N3	W	67-61	#22 Butler (OT)	
Mar. 13	N3	W	65-63	#23 Georgetown	
Mar. 14	N3	L	52-69	#4 Villanova	

NCAA TOURNAMENT

Mar. 19	N4	W	76-57	Ole Miss	
Mar. 21	N4	W	75-67	Georgia State	
Mar. 26	N5	L	60-68	#5 Arizona	

- N1 – Titan Gym (Fullerton, Calif.)
- N2 – Honda Center (Anaheim, Calif.)
- N3 – Madison Square Garden (New York, N.Y.)
- N4 – Veterans Memorial Arena (Jacksonville, Fla.)
- N5 – Staples Center (Los Angeles, Calif.)

2015-16 (28-6, 14-4 BIG EAST)



NCAA TOURNAMENT SECOND ROUND

F – Trevon Bluiett, So., 15.1 ppg. & 6.1 rpg.
 F – Jalen Reynolds, Jr., 9.6 ppg. & 6.5 rpg.
 G – Myles Davis, Jr., 10.8 ppg. & 4.1 apg.
 G – Edmond Sumner, Fr., 11.0 ppg. & 3.6 apg.
 G – Remy Abell, Sr., 6.4 ppg. & 1.5 apg.

		XU AP			
Nov. 13	CC	W	81-72	Miami (Ohio)	
Nov. 17	CC	W	78-66	Missouri	
Nov. 20	A	W	86-70	#24 Michigan	
Nov. 23	CC	W	78-66	23 Northern Kentucky	
Nov. 26	N1	W	64-45	23 Alabama	
Nov. 27	N1	W	87-77	23 USC	
Nov. 29	N1	W	90-61	23 Dayton	
Dec. 5	CC	W	95-64	12 Western Kentucky	
Dec. 8	CC	W	90-55	12 Wright State	
Dec. 12	CC	W	65-55	12 #23 Cincinnati	
Dec. 19	CC	W	85-61	10 Auburn	
Dec. 22	A	W	78-70	6 Wake Forest	
Dec. 31	A	L	64-95	6 #16 Villanova (BIG EAST)	
Jan. 2	CC	W	88-69	6 #9 Butler (BIG EAST)	
Jan. 6	A	W	74-66	10 St. John's (BIG EAST)	
Jan. 12	CC	W	84-64	7 DePaul (BIG EAST)	
Jan. 16	A	W	74-66	7 Marquette (BIG EAST)	
Jan. 19	CC	L	72-81	5 Georgetown (BIG EAST)	
Jan. 23	CC	W	84-76	5 Seton Hall (BIG EAST)	
Jan. 26	A	W	75-68	7 #10 Providence (BIG EAST)	
Jan. 30	A	W	86-65	7 DePaul (BIG EAST)	
Feb. 3	CC	W	90-83	6 St. John's (BIG EAST)	
Feb. 6	CC	W	90-82	6 Marquette (BIG EAST)	
Feb. 9	A	L	56-70	5 Creighton (BIG EAST)	
Feb. 13	A	W	74-57	5 Butler (BIG EAST)	
Feb. 17	CC	W	85-74	8 #23 Providence (BIG EAST)	
Feb. 20	A	W	88-70	8 Georgetown (BIG EAST)	
Feb. 24	CC	W	90-83	5 #1 Villanova (BIG EAST)	
Feb. 28	A	L	81-90	5 Seton Hall (BIG EAST)	
Mar. 5	CC	W	98-93	5 Creighton (BIG EAST)	

BIG EAST CONFERENCE TOURNAMENT

Mar. 10	N2	W	90-72	5 Marquette	
Mar. 11	N2	L	83-87	5 Seton Hall	

NCAA TOURNAMENT

Mar. 18	N3	W	71-53	9 Weber State	
Mar. 20	N3	L	63-66	9 Wisconsin	
N1	HP Fieldhouse (Buena Vista, Fla.)				
N2	Madison Square Garden (New York, N.Y.)				
N3	Scottrade Center (St. Louis, Mo.)				

2016-17 (24-14, 9-9 BIG EAST)



NCAA TOURNAMENT ELITE EIGHT

F – RaShid Gaston, Sr., 7.4 ppg. & 5.9 rpg.
 G – Trevon Bluiett, Jr., 18.5 ppg., & 5.7 rpg. & 2.1 apg
 G – J.P. Macura, Jr., 14.4 ppg. & 4.4 rpg. & 2.9 apg
 G – Quentin Goodin, Fr., 5.1 ppg. & 2.0 rpg. & 3.4 apg.
 G – Malcolm Bernard, Sr., 6.6 ppg. & 4.1 rpg.
 *Edmond Sumner, So., 15.0 ppg. & 4.3 rpg. & 5.0 apg.
 **Tyrique Jones, Fr., 4.2 ppg. & 3.1 rpg.

*Started 20 of first 21 games; injured at St. John's on Jan. 29
 **Started 13 of the last 18 games

		XU AP			
Nov. 11	CC	W	84-81	7 Lehigh	
Nov. 14	CC	W	86-53	11 Buffalo	
Nov. 17	N1	W	83-82	11 Missouri (OT)	
Nov. 18	N1	W	83-77	11 Clemson	
Nov. 20	N1	W	67-59	11 Northern Iowa	
Nov. 26	CC	W	64-42	9 Northern Iowa	
Nov. 29	CC	W	85-55	7 North Dakota State	
Dec. 3	A	L	61-76	7 #9 Baylor	
Dec. 7	A	L	66-68	13 Colorado	
Dec. 10	CC	W	77-69	13 Utah	
Dec. 17	CC	W	69-65	17 Wake Forest	
Dec. 20	CC	W	85-56	17 Eastern Washington	
Dec. 28	CC	W	82-56	17 Providence (BIG EAST)	
Dec. 31	A	W	81-76	17 Georgetown (BIG EAST)	
Jan. 7	CC	W	97-82	16 St. John's (BIG EAST)	
Jan. 10	A	L	54-79	15 #3 Villanova (BIG EAST)	
Jan. 14	A	L	78-83	15 #12 Butler (BIG EAST)	
Jan. 16	CC	L	67-72	22 #7 Creighton (BIG EAST)	
Jan. 22	CC	W	86-75	22 Georgetown (BIG EAST)	
Jan. 26	A	L	78-86	24 #19 Cincinnati	
Jan. 29	A	W	82-77	24 St. John's (BIG EAST)	
Feb. 1	CC	W	72-70	Seton Hall (BIG EAST)	
Feb. 4	A	W	82-80	#22 Creighton (BIG EAST)	
Feb. 8	CC	W	72-61	24 DePaul (BIG EAST)	
Feb. 11	CC	L	57-73	24 #2 Villanova (BIG EAST)	
Feb. 15	A	L	63-75	Providence (BIG EAST)	
Feb. 18	A	L	61-83	Marquette (BIG EAST)	
Feb. 22	A	L	64-71	Seton Hall (BIG EAST)	
Feb. 26	CC	L	79-88	#22 Butler (BIG EAST)	
Mar. 1	CC	L	84-95	Marquette (BIG EAST)	
Mar. 4	A	W	79-65	DePaul (BIG EAST)	

BIG EAST CONFERENCE TOURNAMENT

Mar. 8	N2	W	75-64	DePaul	
Mar. 9	N2	W	62-57	#18 Butler	
Mar. 10	N2	L	72-75	Creighton	

NCAA TOURNAMENT

Mar. 16	N3	W	79-65	Maryland	
Mar. 18	N3	W	91-66	#16 Florida State	
Mar. 23	N4	W	73-71	#4 Arizona	
Mar. 25	N4	L	59-83	#2 Gonzaga	

- N1 – HP Fieldhouse (Orlando, Fla.)
- N2 – Madison Square Garden (New York, N.Y.)
- N3 – Amway Center (Orlando, Fla.)
- N4 – SAP Center (San Jose, Calif.)



Trevon Bluiett helped Xavier reach three straight NCAA Tournaments so far, including the 2017 Elite Eight, 2016 Second Round and the 2015 Sweet 16. XU defeated Arizona in the 2017 regional semifinal round, the same team that ousted XU in the 2015 regional semifinal round.

XAVIER'S WINNING TRADITION

Year	Record	Atlantic 10, MCC or BIG EAST Conference Record (Finish)	NCAA (seed) or NIT Postseason	Home Attendance Avg. (Sell-outs/Home Games)
2016-17	24-14	9-9 (Seventh in BIG EAST)	NCAA Elite Eight (#11 seed)	10,282 (12/16)
2015-16	28-6	14-4 (Second in BIG EAST)	NCAA Second Round (#2 seed)	10,281 (11/16)
2014-15	23-14	9-9 (Sixth in BIG EAST)	NCAA Sweet 16 (#6 seed)	9,998 (9/16)
2013-14 (Begin BIG EAST)	21-13	10-8 (T-Third in BIG EAST)	NCAA Tournament (#12 seed)	9,890 (7/17)
2012-13	17-14	9-7 (T-Sixth in Atlantic 10)		9,781 (1/15)
2011-12	23-13	10-6 (T-Third in Atlantic 10)	NCAA Sweet 16 (#10 seed)	10,155 (10/16)
2010-11	24-8	15-1 (First in Atlantic 10)	NCAA Second Round (#6 seed)	10,098 (9/15)
2009-10	26-9	14-2 (T-First in Atlantic 10)	NCAA Sweet 16 (#6 seed)	10,123 (7/15)
2008-09	27-8	12-4 (First in Atlantic 10)	NCAA Sweet 16 (#4 seed)	10,097 (11/15)
2007-08	30-7	14-2 (First in Atlantic 10)	NCAA Elite Eight (#3 seed)	10,008 (9/17)
2006-07	25-9	13-3 (T-First in Atlantic 10)	NCAA Second Round (#9 seed)	9,910 (5/15)
2005-06	21-11	8-8 (T-Seventh in Atlantic 10)*	NCAA Tournament (#14 seed)	9,775 (4/15)
2004-05	17-12	10-6 (T-Second in Atlantic 10 West)		10,027 (7/16)
2003-04	26-11	10-6 (T-Third in Atlantic 10 West)*	NCAA Elite Eight (#7 seed)	9,902 (8/16)
2002-03	26-6	15-1 (First in Atlantic 10 West)	NCAA Second Round (#3 seed)	10,181 (14/15)
2001-02	26-6	14-2 (First in Atlantic 10 West)*	NCAA Second Round (#7 seed)	10,224 (13/14)
2000-01	21-8	12-4 (T-Second in Atlantic 10)	NCAA Tournament (#11 seed)	10,072 (12/14)
1999-00	21-12	9-7 (T-Second in Atlantic 10 West)	NIT Second Round	9,072 (4/15)
1998-99	25-11	12-4 (Second in Atlantic 10 West)	NIT Third Place	9,540 (6/16)
1997-98	22-8	11-5 (T-First in Atlantic 10 West)*	NCAA Tournament (#6 seed)	9,924 (10/14)
1996-97	23-6	13-3 (First in Atlantic 10 West)	NCAA Second Round (#7 seed)	9,436 (5/14)
1995-96 (Begin Atlantic 10)	13-15	8-8 (Third in Atlantic 10 West)		8,871 (5/14)
1994-95	23-5	14-0 (First in MCC)	NCAA Tournament (#11 seed)	8,201 (2/14)
1993-94	22-8	8-2 (First in MCC)	NIT Quarterfinals	6,943 (1/16)
1992-93	24-6	12-2 (T-First in MCC)	NCAA Second Round (#9 seed)	7,236 (1/13)
1991-92	15-12	7-3 (T-Second in MCC)		8,296 (1/14)
1990-91	22-10	11-3 (First in MCC)*	NCAA Second Round (#14 seed)	6,812 (1/15)
1989-90	28-5	12-2 (First in MCC)	NCAA Sweet 16 (#6 seed)	7,757 (2/14)
1988-89	21-12	7-5 (Third in MCC)*	NCAA Tournament (#14 seed)	4,411 (0/15)
1987-88	26-4	9-1 (First in MCC)*	NCAA Tournament (#11 seed)	5,853 (1/15)
1986-87	19-13	7-5 (T-Third in MCC)*	NCAA Second Round (#13 seed)	3,213 (0/15)
1985-86	25-5	10-2 (First in MCC)*	NCAA Tournament (#12 seed)	5,171 (1/14)
1984-85	16-13	7-7 (Fifth in MCC)		4,644 (0/13)
1983-84	22-11	9-5 (Third in MCC)	NIT Quarterfinals	4,788 (0/15)
1982-83	22-8	10-4 (T-Second in MCC)*	NCAA Tournament (#12 seed)	3,002 (0/15)
1981-82	8-20	1-11 (Seventh in MCC)		2,861 (0/15)
1980-81	12-16	8-3 (First in MCC)		2,782 (1/14)
1979-80 (Begin MCC)	8-18	0-5 (Sixth in MCC)		3,769 (0/12)
38-Year Totals	822-387 (.680)	#383-169 (.694) Conf. Regular Season	26 NCAA Tournaments/4 NIT	

* Won Conference Tournament Championship

#These 38 years include 42-30 (.583) BIG EAST, 209-79 (.726) Atlantic 10 and 132-60 (.688) MCC records.

+ Xavier won or shared 16 regular season conference championships over its 34 years in the Atlantic 10 and MCC (nine A-10 and seven MCC), while winning 10 conference tournament championships (four A-10 and six MCC). XU was in the MCC 16 years (1980-1995) and the A-10 18 years (1996-2013).

+ Xavier has made 11 of the last 12 NCAA Tournament fields and 15 of the last 17.

+ Xavier has made 30 postseason appearances in the last 35 years, including 26 NCAA Tournament berths during that time. XU only made the NCAA Tournament field one time (1961) before the 1982-83 season.

+ Xavier has recorded 20-win seasons in 11 of the last 12 years and 19 of the last 21 years.







FATHER MICHAEL J. GRAHAM, S.J.

UNIVERSITY PRESIDENT | 17TH YEAR
CORNELL COLLEGE '75
CEDAR RAPIDS, IOWA

In 2017 **Michael J. Graham**, S.J. was asked to chair the Cincinnati Preschool Promise Board of Directors, a voter approved initiative to insure that quality preschool is available and affordable to all children living within the Cincinnati school district.

The impact of Graham's academic and community-based vision is far reaching. Xavier has been listed among the nation's top 10 Midwest Universities by U.S. News & World Report, since Graham began his presidency. Academic programs established under Graham's leadership include master's programs in Coaching Education and Athlete Development, Health Economic and Clinical Outcomes Research and Customer Analytics.

His passion to connect and collaborate with local and regional communities inspired him to establish the Community Building Institute as well as the Eigel Center for Community Engagement at Xavier. The Edward B. Brueggeman Center for Dialogue was also established during Graham's tenure and positions Xavier as a pre-eminent place for interreligious discourse, thought and action. Xavier's partnership with the cities of Norwood and Cincinnati resulted in University Station, a mixed-use development with a goal to revitalize the surrounding community. Likewise, Xavier's current affiliation with TriHealth will bring a multi-use academic and recreation facility to campus in the near future.

Graham's initiative to strengthen Xavier's Jesuit heritage and spirituality can be found in the Ruth J. and Robert A. Conway Institute for Jesuit Education, which assists faculty in transforming students, and in numerous programs based in the Center for Mission and Identity that engage faculty and staff in Jesuit heritage and values.

Graham's passion for Xavier is 24/7. He lives on campus in a residence hall where he frequently invites his 'hall-mates' to dinner and presides over the 10 p.m. Sunday Mass, one of the most popular student gatherings on campus.

Born in Cedar Rapids, Iowa, Graham entered the Society of Jesus in 1978 and was ordained a priest in 1988. He earned a Ph.D. in American Studies from the University of Michigan in 1983 and also holds degrees in philosophy and psychology. Graham came to Xavier in 1984 when he joined the Xavier faculty as an Assistant Professor of History. He left Xavier to pursue his Master of Divinity from the Weston School of Theology, which he earned in 1988.

In 1989, Graham returned to Xavier and in 1994, was appointed Vice President for University Relations. In 1999, he became the Executive Assistant to the President. During these tenures, he oversaw a broad range of University activities including a \$125 million capital campaign, at that time the most successful fundraising campaign in Xavier's history.

As a parish priest active at both Good Shepherd Catholic Church in suburban Cincinnati and with Xavier student groups, Graham carries out his Jesuit pastoral activities as a celebrant for weddings, baptisms and retreats as well as weekly Sunday worship.

In addition to Cincinnati Preschool Promise, Graham currently serves on the Center for the Holocaust and Humanity Education, Association of Catholic Colleges and Universities, Gonzaga University in Spokane, St. Xavier High School in Cincinnati and is Chair of the Association of Jesuit Colleges and Universities (AJCU) Board of Directors.



DR. JOHN F. KUCIA

ADMINISTRATIVE
VICE PRESIDENT
34TH YEAR
XAVIER '69
CINCINNATI, OHIO

Dr. John F. Kucia is administrative vice president and the principal assistant to Xavier President Michael J. Graham, S.J. Kucia oversees Xavier's Intercollegiate Athletic Program, the Cintas Center, Property Acquisition, Human Resources, Community Building Institute, Government Relations and University Marketing and Communications.

Kucia has spent nearly 40 years as a practitioner of collaborative leadership in the fields of health care and higher education, specifically in the areas of strategic planning, leadership development and training, organizational change, intercollegiate athletics, property acquisition and urban redevelopment. He has drawn upon his extensive experience to research the unique and unstudied topic of "the way leaders think, developing the premise that leaders are built from the inside out." Dr. Kucia and co-author Dr. Linda Gravett, wrote the book *Leadership in Balance: New Habits of the Mind* which was published by Palgrave Macmillan in April 2014. Their website is www.leadershipinbalance.com.

Kucia earned a bachelor's degree in political science (1969) and a master's degree in guidance and counseling (1972) from Xavier and a doctorate in higher education management (2004) from the University of Pennsylvania.

Kucia was named director for alumni relations in 1984, assistant to the president in 1986 and a University vice president in 1990. Kucia and his wife Mary (M.Ed. '76) have five children: Kristin ('91), John ('93), Peter ('95) and twins Emily ('02) and Ellen (Loyola, Chicago '02) and 12 grandchildren.



GREG CHRISTOPHER

DIRECTOR OF ATHLETICS | FIFTH YEAR
MIAMI UNIVERSITY '88
WEST LAFAYETTE, IND.

Greg Christopher began as Xavier's new Director of Athletics in May of 2013, taking over just as Xavier was preparing for its first season in the BIG EAST Conference. Christopher oversees Xavier's 18 intercollegiate athletic programs and 300 student-athletes.

Christopher, who spent the previous six-and-a-half years as the Director of Athletics at Bowling Green State University, is the 11th athletic director in Xavier history. Christopher oversaw 18 sports at BGSU, which is a member of the Mid-American Conference (MAC) and Western College Hockey Association (WCHA).

Christopher went to Bowling Green from Purdue University, where he worked from 1997-2006 as Associate A.D. for External Relations and John Purdue Club Director. He was accountable for external and revenue-related areas at Purdue.

Christopher served as Executive Director for the Society of Professional Journalists in Greencastle, Ind., from 1994 to 1997 after joining the organization in 1991 as its Marketing and Development Director. Prior to working with SPJ, Christopher worked with Eure Communications and WCHV/WWWV in Charlottesville, Va., from 1988-90. In that capacity, he managed and sold station promotions, including partnerships with the athletics program at the University of Virginia. He also worked with the page program at NBC in New York in 1988 where he served as a research analyst.

Christopher earned a bachelor's degree in Mass Communication from nearby

Miami University in 1988 and earned his MBA from Miami in 1991. A former linebacker, he played football for one season before his career was cut short due to injury. While at Miami, Christopher was also involved as a television and radio color commentator for football and play-by-play voice for hockey.

Christopher, who took over this year as the chair of the NCAA's Committee on Infractions, also served as chair of the BIG EAST's Long-Range Planning Committee, the working group that put together the league's first strategic plan. While at Bowling Green, Christopher completed a four-year term on the NCAA Division I Women's Basketball Championship Committee in 2012, and served as chairman of the committee in his final year.

A native of West Lafayette, Ind., Christopher is married to the former Tina Smith of Leetonia, Ohio. Tina taught high school English at St. Ursula Academy in Toledo. Also a 1988 graduate of Miami, Tina received her bachelor's degree in Education and earned her Master's in Guidance and Counseling in 1995 from Butler University. Greg and Tina have a son, Zachary and two daughters, Megan and Allison. Megan is a sophomore on the Xavier women's basketball team.



Why Musketeers?

The Tradition

The Musketeer concept was based on the suggestion of the late Reverend Francis J. Finn, S.J., a member of the Xavier University Board of Trustees for many years until his death in 1928. In response to a directive from the Trustees, Father Finn proposed the name Musketeers in 1925. It was adopted and has been a Xavier designation ever since.

In naming the Musketeers, Father Finn was not only giving rebirth to a concept of chivalry that is among France's most treasured traditions, but he was also providing permanent recognition to Xavier's strong ties with French origins and culture.

The first priest, and one of the first Europeans to navigate the Ohio River past the site that was to become Cincinnati, was a Jesuit from French Canada named the Rev. Joseph Pierre de Bonnecamps. He was a scientist and mathematician from the College of Quebec who made the trip in 1749. Numerous historical accounts credit him with creating the first map of Ohio's boundaries.

Among the first students at Xavier in the decade of the 1830's were French-speaking young men from Louisiana who were forbidden by the college regulations to use their family tongue during recreation lest they fail to learn the English language.

The first Jesuit Priest of Xavier, in 1840, was Father John Anthony Elet, a native of the French-speaking provinces of Belgium.

The great patron of the University, St. Francis Xavier, a native of Spain, received his university education at the College of St. Barbe at the University of Paris and he helped found the Jesuit Order in Paris in 1540.

So, as Father Finn reasoned, the Musketeer, a dedicated guard of the King of France, was a fine symbol of the qualities that should inspire the students and particularly the athletic teams at Xavier University.



Xavier Mascots

D'Artagnan serves as the official mascot of the Xavier University athletic teams. The legendary mascot has gone through many changes over the years, but his powerful presence remained when the most recent version of the Musketeer was unveiled at the start of the 2004-05 basketball season.

The **Blue Blob** serves as a secondary mascot for the Xavier University athletic teams. The Blob is well known for being able to excite the crowd and is a favorite among the younger Musketeer fans. The Blue Blob has even been featured on SportsCenter, including a main role in a series of ESPN SportsCenter commercials. He is also a hit with the Junior Musketeers Club.



Tom Eiser Contact Information:

Office: 513-745-3124

Cell: 513-382-5565

Fax: 513-745-2825

E-Mail: eiser@xavier.edu

Twitter: @EiserXUSports

Men's Basketball:

Twitter: @XavierMBB

Instagram: @XavierMBB



TOM EISER

**ASSOCIATE ATHLETIC DIRECTOR
FOR COMMUNICATIONS**

32ND YEAR

XAVIER '84

CINCINNATI, OHIO



Greg Lautzenheiser
Assistant Director of
Athletic Communications



Brendan Bergen
Athletic Communications
Coordinator



Hayley Schletker
Athletic Communications
Messaging Assistant

Tom Eiser, Xavier Associate Athletic Director for Communications, is in his 32nd year as the media contact for the nationally-ranked men's basketball program. Eiser, who was honored in 2015 with the Sports Executive Lifetime Achievement Award from the Cincinnati Sports Professional Network, began working with the Xavier men's basketball team in 1986 and has worked with five head coaches and promoted the team through each of its last 24 NCAA Tournament seasons. Three of his recent men's basketball media guides were voted in the top two in the nation, including "Best in the Nation" by CoSIDA in 2010-11 and "Second-Best in the Nation" for 2012-13 and 2016-17.

Eiser's primary responsibilities at Xavier involve directing the Athletic Communications Office, which handles communications, media relations, broadcast production, web site, social media, publicity, publications, record-keeping and research for his alma mater's 18 NCAA Division I sports. In addition, he is the sport administrator for men's and women's cross country and track and field and is the Chair of the Xavier Athletic Hall of Fame Selection Committee.

Outside of Xavier, Eiser has worked as a media specialist for men's and women's FIFA World Cup competition in addition to a long list of men's and women's

Final Four and preliminary round NCAA basketball competition.

Eiser worked in radio news and sports before accepting his first full-time job in the athletics field as the Assistant SID at the University of Detroit in 1985. He received several awards from the Society of Professional Journalist for his radio news reporting. He also has done freelance reporting for a variety of media, including Associated Press and National Public Radio.

Eiser is an active member of the College Sports Information Directors of America, the United States Basketball Writers Association and the Public Relations Society of America. He has served as Chair of the CoSIDA I-AAA University Management Committee, and serves on the BIG EAST Conference Academic Affairs Committee and the BIG EAST Conference Marketing Team in addition to serving many times as a presenter at the annual CoSIDA/NACDA Convention.

The native Cincinnati, a 1984 graduate of Xavier University with a bachelor's degree in English, studied British Media in the summer of 1984 at the University of Manchester. Eiser completed work in 2011 on a master's degree in educational administration at Xavier. He resides in his hometown.

MEDIA GUIDELINES

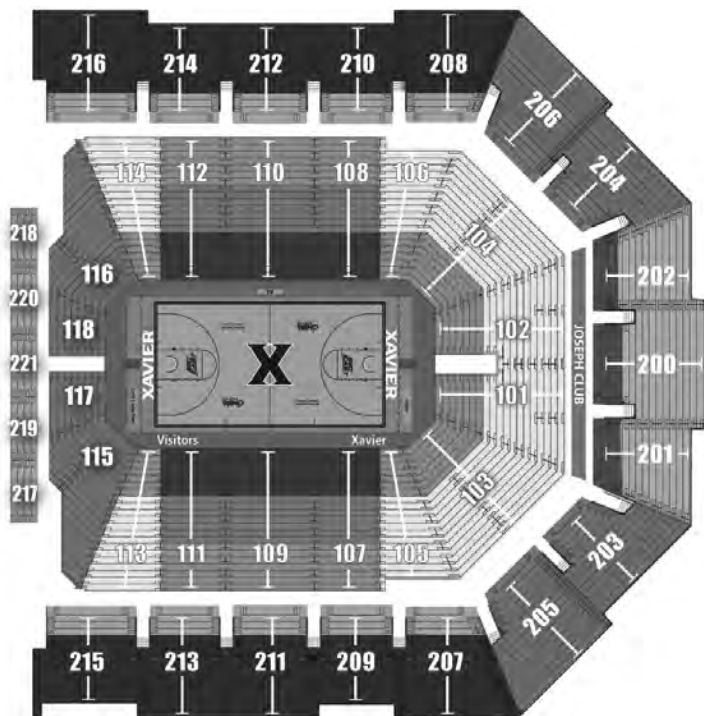
TO THE MEDIA: This guide has been prepared to assist you in your coverage of the 2017-18 Xavier Musketeer basketball team. Let the Athletic Communications staff know if you need additional materials or information. Updated statistics, game notes and more are available at GoXavier.com, the official Xavier Athletics web site. Call Tom Eiser at 513-745-3124 (office) or 513-382-5565 (cell) with questions, interview and pass requests or additional needs.

PRESS, PHOTO & SCOUT PASSES: All requests for press, photo and scout passes must be made through Tom Eiser. Passes will be left at the press entrance on the north side (loading dock) of the Cintas Center.

SERVICES AT GAMES: Information and statistics will be available in the press room. Refreshments and a pre-game meal are also available in the press room.

POST-GAME INTERVIEW PROCEDURE: Depending on media demand, the visiting coach will be brought into the press/interview room after the post-game “cooling off” period. After every game selected Xavier players and head coach Chris Mack will conduct interviews in the press/interview room. Please direct all Xavier procedural questions to Tom Eiser. Visiting team interview requests should be made through the visiting team’s media contact.

CINTAS CENTER



Address: Cintas Center is located at 1624 Herald Avenue, Cincinnati, Ohio 45207.

Athletic Department: To reach the Siemers Family Athletic Office Suite, including the athletic communications and basketball offices, guests must enter through the Schiff Family Conference Center Entrance. Take a left when you enter the building and the athletic offices are straight down the hall.

Media and Team Entrance: Check in at the loading dock area, which is located on the North side of the Cintas Center.

Media Parking: Media with parking passes should park in designated areas. All other media/scouts must park in general access lots.

TV Coverage: Parking for the broadcast/production truck(s) is in the loading dock area. TV news/sports crews using “live shot” ENG vehicles must park on the East side of the building next to the entrance of the Schiff Conference Center, which is where the plug in is located. TV coverage (broadcasts or “live shots”) and the reservation of parking space must be cleared in advance through Tom Eiser, who will put the crew in touch with the appropriate Cintas Center personnel.

PRIMARY LOCAL MEDIA (Twitter handles)

WEB SITE:

MusketeerReport.com (Scout.com)
Site Publisher: Rick Broering (@RickBroering)

WIRE SERVICE

Associated Press • 312 Elm Street, Cincinnati 45202
 Reporter: Joe Kay (@apjoekay)

NEWSPAPERS

Cincinnati Enquirer
 (AM Daily, including Sat. & Sun.)
 312 Elm St., Cincinnati 45202 • 513-768-8438
 XU Beat Writer: Patrick Brennan (@PBrennanENQ)
 Columnist: Paul Daugherty (@EnquirerDoc)
 Sports Editor: Jason Hoffman (@JHoffinCincy)
cincinnati.com

Xavier Newswire (Weekly)

Sports Editor: Luke Feliciano • *xaviernewswire.com*

TELEVISION

WCPO-TV 9 (ABC) • 1720 Gilbert Ave., Cincinnati 45202
 John Popovich (@Popo_WCPOsports)
 Keenan Singleton (@KJMSingleton)
 Ken Broo (@kenbroo)
 WCPO.com reporter: Shannon Russell (@slrussell)
www.wcpo.com

WLWT-TV 5 (NBC) • 1700 Young St., Cincinnati 45202
 George Vogel (@vogel_wlwt)
 Elise Jesse (@EliseJesseWLWT)
 Derek Forrest (@DerekWLWT)
 Mark Slaughter (@MarkVSlaughter)
www.wlwt.com

WKRC-TV 12 (CBS) • 1906 Highland Ave., Cincinnati 45219
 Gary Miller (@Local12Gary)
 Aly Cohen (@alyco32)
 Kevin Barnett (@KBarnett15)
 Richard Skinner (@Local12Skinny)
www.local12.com

WXIX-TV 19 (FOX) • 635 West 7th St., Cincinnati 45203
 Joe Danneman (@FOX19Joe)
 Jeremy Rauch (@FOX19Jeremy)
www.fox19.com

RADIO

700 WLW AM, 55KRC AM and ESPN 1530 AM
 8044 Montgomery Rd., Suite 650,
 Cincinnati 45236 • 513-686-8300
 WLW Sports Director: Bill Dennison (@seg700wlw)
 Talk Show Hosts: Lance McAlister (@LanceMcAlister)
 and Mo Egger (@MoEgger1530)
 WLW Dir. of Sports Programming: Dave Armbruster
www.700wlw.com

XAVIER ON RADIO



The popular Xavier radio tandem of **Joe Sunderman** (XU '79) and **Byron Larkin** (XU '88) is back for a 20th straight season. They can be heard all season on 700 WLW and 55KRC with pre-game and post-game shows in addition to every regular season and postseason game broadcast. Sunderman and Larkin, who are both members of the Xavier Athletic Hall of Fame, also host the weekly Chris Mack Show, which airs live weekly from Delicio near the Xavier campus on 1530 ESPN and/or 55KRC and can also be heard on iHeart Radio. The radio schedule is at GoXavier.com. The Larkin/Sunderman broadcast tandem has been together since the 1998-99 season. Sunderman has been a part of the broadcast team for over a quarter of a century.

Xavier basketball radio broadcasts and coach's show are productions of Xavier Sports Properties, a property of Learfield Sports. XSP is the exclusive multimedia rights holder for Xavier Athletics.



Xavier Hall of Famers Byron Larkin and Joe Sunderman

All Regular Season And Postseason Games Will Be Televised

Nov. 10.....	Morehead State	FSN TBD
Nov. 13.....	Rider	FS1
Nov. 16.....	at Wisconsin.....	FS1
Nov. 20.....	Hampton	FS1
Nov. 23.....	George Washington	FS1
Nov. 24.....	Kansas State/Arizona State	FOX/FS1
Nov. 28	Baylor.....	FS1
Dec. 2.....	Cincinnati.....	FS1
Dec. 6.....	Kent State.....	FS1
Dec. 9	Colorado	FS1
Dec. 16.....	East Tennessee State.....	FSN TBD
Dec. 19	Marshall.....	FS1
Dec. 22	at Northern Iowa	CBS Sports Network
Dec. 27	at Marquette.....	FS1
Dec. 30.....	DePaul.....	FS1
Jan. 2	Butler	FS1
Jan. 6	at Providence.....	FOX
Jan. 10	at Villanova	FS1
Jan. 13	Creighton	FOX
Jan. 17	St. John's.....	CBS Sports Network
Jan. 20	at Seton Hall.....	FOX
Jan. 24	Marquette.....	FS1
Jan. 30	at St. John's.....	CBS Sports Network
Feb. 3.....	Georgetown.....	CBS Sports Network
Feb. 6.....	at Butler	FS1
Feb. 10.....	at Creighton	FOX
Feb. 14.....	Seton Hall.....	FS1
Feb. 17.....	Villanova	FOX
Feb. 21.....	at Georgetown.....	FSN TBD
Feb. 28.....	Providence.....	FS1
Mar. 3	at DePaul.....	FSN TBD
Mar. 7-10 ..	BIG EAST CHAMPIONSHIP	FOX/FS1



XAVIER IS A NATIONAL LEADER

Three of Xavier's recent men's basketball media guides were voted in the top two in the nation, including "Best in the Nation" in 2010-11. The 2016-17 and the 2012-13 editions of the media guide were selected "Second-Best in the Nation" for all of NCAA Division I by a panel of media and design judges on behalf of CoSIDA, the College Sports Information Directors of America. Michigan State earned the top spot in 2017 followed by Xavier, Kentucky and Kansas State. Clemson was selected first in 2013 followed by Xavier and Kansas. Xavier's 2010-11 edition was selected as the "Best in the Nation" followed by Kansas State, Oklahoma and West Virginia.



XAVIER UNIVERSITY – ACADEMIC EXCELLENCE

- Xavier's 6,798 students choose from 90 undergraduate majors in three colleges, 66 minors, 42 master's programs and three doctoral programs.
- Xavier's undergraduate enrollment is 4,645 (46.5 percent male; 55.5 percent female). The Xavier Class of 2021 is the second largest in history.
- Xavier's student body is drawn from 48 states as well as 47 foreign countries.
- Xavier has more than 20 religions represented on campus; 48 percent of all students are Roman Catholic.
- Xavier's student/faculty ratio is 12:1, and 41 percent of classes have fewer than 20 students.
- U.S. News & World Report has ranked Xavier among the top 10 Midwest Master's colleges and universities for 23 consecutive years, including No. 5 in the latest issue. XU is ranked among "The Best 382 Colleges in America" by The Princeton Review.
- Xavier is in the Forbes listing of "America's Top Colleges" in its annual rankings for 2017.
- Xavier's Williams College of Business is rated among the "Best U.S. Business Schools" by The Princeton Review.
- Xavier offers international study opportunities in 33 countries.
- Kiplinger's Personal Finance lists Xavier as a "Best Value" among private college and universities for combining outstanding education with economic value.
- Xavier's nationally-renowned Community-Engaged Fellows program offers a four-year scholarship that covers 75 percent of tuition costs to eight incoming students who have shown extraordinary leadership, initiative in community engagement or service and high academic achievement.





CINCINNATI

HOME OF XAVIER UNIVERSITY



2017 ELITE EIGHT | 2008 ELITE EIGHT
TWO ELITE EIGHT APPEARANCES IN THE LAST 10 YEARS

SIX SWEET 16 APPEARANCES IN THE LAST 10 YEARS
2017 | 2015 | 2012 | 2010 | 2009 | 2008

FOUR STRAIGHT NCAA TOURNAMENTS
11 OF THE LAST 12 NCAA TOURNAMENTS