



XAVIER
BASKETBALL®



THIS IS THE 20TH SEASON IN CINTAS CENTER!

SEVENTH-BEST HOME COURT WINNING PERCENTAGE IN THE NATION (86.3%)

PLENTY OF WINNING MOMENTS IN 19 YEARS

MANY MORE TO COME

#LETSGOX





CINTAS
CENTER

CELEBRATING CINTAS CENTER!

**RECORD SEASON TICKET SALES FOR THE 2019-20 SEASON
OVER THREE MILLION FANS AND COUNTING - 180 SELLOUTS
NO. 4 NATIONALLY IN "STUDENTS PACK THE STADIUM" (PRINCETON REVIEW)
RANKING THE POPULARITY OF INTERCOLLEGIATE SPORTS AT SCHOOLS**

GENERAL COVERAGE INFORMATION

Media Information, Cintas Directions, etc. 181-183
 2019-20 Schedule and TV/Radio Information 3, 183

THE 2019-20 TEAM

TV/Radio Roster 34
 Numerical Roster 35
 Graduate Students (alphabetically) 36-41
 Seniors (alphabetically) 42-49
 Juniors (alphabetically) 50-57
 Sophomores (alphabetically) 58-60
 Freshmen (alphabetically) 61-70
 Schrand and Hanson 71-72
 Head Coach Travis Steele 73-75
 Steele's Basketball Staff 76-84

2018-19 SEASON REVIEW

2018-19 Season Review/Highlights 86
 2018-19 Box Scores and Game Highlights 86-95
 2018-19 Season Statistics, Highs, Last Time, Etc. 96-99
 2018-19 BIG EAST Conference Statistical Leaders 100

XAVIER UNIVERSITY & CINCINNATI

Cincinnati, Ohio 20
 Academic Success/Fortune 15 30-31
 Xavier University 32, 184
 University President, VP and Athletic Director 178-179
 The Musketeer Nickname & Xavier Mascots 180
 Associate Athletic Director & MBB Media Contact 181

XAVIER IN CONFERENCES

BIG EAST Conference 18-19, 102-105
 Xavier's Atlantic 10 History 106-107
 Xavier's MCC History 108

OPPONENT INFORMATION/RECORDS

2019-20 Opponents 110-111
 2019-20 Opponent Game-By-Game 112-113
 All-Time Records vs. All Opponents 114
 2020 NCAA Tournament Sites 128

XAVIER AT HOME

Cintas Center IFC, 1, 21-29, 116-117, 182
 Schmidt Fieldhouse 118
 Cincinnati Gardens 118

XAVIER IN TOURNAMENT PLAY

Xavier's NCAA Tournament History 5-8, 120-128
 Xavier NIT History 139
 Xavier in Regular Season Tournaments 140-141

HISTORY HIGHLIGHTS/RECORDS

2019 Spain Summer Trip 4
 Xavier's Winning Tradition 5-9, 120-121, 176
 Xavier's NBA Tradition 10-15, 135
 Xavier Overseas 16-17
 The Last Time That 99
 All-Americans 130-131
 Xavier Hall of Fame 132-133
 Xavier and Team USA 134
 NBA Draft 135
 Xavier in the National Polls 136-138
 Letterwinners 142-143
 All-Time Jersey Numbers/Retired Jerseys 144-145
 Individual Records and Leaders 146-153
 1,000 Point Club 154-157
 All-Time Coaches 158
 Team Records 159
 Year-By-Year Scores 160-176

GOXAVIER.COM

  **@XUATHLETICS**

 **/XAVIERATHLETICS**

  **@XAVIERMBB**

MEDIA GUIDE CREDITS

The 2019-20 Xavier Men's Basketball Media Guide was written, designed and edited by Tom Eiser. Design assistance from BJ Hicks, BLDG (front cover) and Mackenzie Overmyer (player divider pages). Proofreading and editorial assistance from Ben Pohle, Dan Loftus, Joe Filippi, Joe McNeeley, Laura Topp, David Hendren, Dan Bacon, Brandon Eckman, Alex Wittenberg and NCAA Statistics. Photography from Xavier Dir. for Photography Greg Rust, Doug Cochran, Frank Victores, Bob Stevens, Phil Groshong, Brett Hansbauer/4th Floor Creative, Dave Wegiel, Gregory Fisher, Juan Pelegrin, Tom Eiser, Keith Krebs/P.O.V. Image Service, BIG EAST Conference, USA Basketball and these universities: Georgia, Minnesota, Ohio, South Alabama and Western Michigan. NBA images are courtesy of NBA Photos. Printing: OneTouchPoint.

QUICK FACTS

Location 3800 Victory Parkway, Cincinnati, Ohio 45207
 Founded 1831
 Enrollment 6,993 (5,047 undergraduates)
 Conference (Year) BIG EAST (Seventh)
 Colors Navy Blue (PMS 289), Gray (PMS 422) and White
 Nickname Musketeers
 Home Court (Capacity; Year Built) Cintas Center (10,224; 2000)
 Ticket Office (513) 745-3411

UNIVERSITY ADMINISTRATION

President Michael J. Graham, S.J.
 Vice President and Athletic Director Greg Christopher
 NCAA Faculty Rep. Sr. Rose Ann Fleming and Christian End

BASKETBALL COACHING STAFF

Head Coach Travis Steele
 Steele on Twitter @CoachSteeleXU
 Head Coaching Record at Xavier (Years) 19-16 (One year)
 Overall Career Record (Years) 19-16 (One year)
 Assistants Jonas Hayes, Dante Jackson and Ben Johnson
 Basketball Office (513) 745-3417

XAVIER CAPSULE

Letterwinners Returning/Lost 8/6
 Starters Returning/Lost 4/1

XAVIER HISTORY

2018-19 Overall (Postseason) 19-16 (NIT Second Round)
 2018-19 BIG EAST Regular Season 9-9 (Tied for Third)
 2019 BIG EAST Championship 1-1 (semifinalist)
 NCAA Tourn. Record (appearances; last) 28-28 (28; 2018)
 Best NCAA Tournament Finish Elite Eight (2004, 2008, 2017)

ATHLETIC COMMUNICATIONS

Assoc. Athletic Director & MBB Media Contact Tom Eiser
 Eiser Office / Cell 513-745-3124 / 513-382-5565
 Eiser E-mail eiser@xavier.edu
 Eiser on Twitter @EiserXUSports
 Director of Athletic Communications Greg Lautzenhesier
 Asst. Director of Athletic Communications Hayley Schletker
 Athletic Comm. Video Coordinator D'Andra Seymore
 Athletic Communications Assistant Mark Leopold

2019-20 XAVIER BASKETBALL SCHEDULE

<u>DATE</u>	<u>OPPONENT</u>	<u>SITE</u>	<u>TIME</u>	<u>TV</u>
Wednesday, October 30	Indianapolis (Exhibition)	Cintas Center (Cincinnati, Ohio)	7:00 p.m.	
Tuesday, November 5	Jacksonville	Cintas Center (Cincinnati, Ohio)	7:00 p.m.	FS2
Friday, November 8	Siena	Cintas Center (Cincinnati, Ohio)	7:00 p.m.	FSN
Tuesday, November 12	Mizzou	Cintas Center (Cincinnati, Ohio)	7:00 p.m.	CBS SN
Friday, November 15	Missouri State	Cintas Center (Cincinnati, Ohio)	7:00 p.m.	FSN
Thursday, November 21	Towson	TD Arena (Charleston, S.C.)	7:00 p.m.	ESPNU
Friday, November 22	Buffalo / UConn	TD Arena (Charleston, S.C.)	TBD	ESPN TBD
Sunday, November 24	TBD	TD Arena (Charleston, S.C.)	TBD	ESPN TBD
Saturday, November 30	Lipscomb	Cintas Center (Cincinnati, Ohio)	Noon	FSN
Wednesday, December 4	Green Bay	Cintas Center (Cincinnati, Ohio)	7:00 p.m.	FS2
Saturday, December 7	Cincinnati (Skyline Chili Crosstown Shootout)	Cintas Center (Cincinnati, Ohio)	5:00 p.m.	FS1
Saturday, December 14	at Wake Forest (Skip Prosser Classic)	Joel Coliseum (Winston-Salem, North Carolina)	4:00 p.m.	ACC Network
Wednesday, December 18	Western Carolina	Cintas Center (Cincinnati, Ohio)	6:30 p.m.	FS1
Sunday, December 22	at TCU	Schollmaier Arena (Fort Worth, Texas)	5:00 p.m.	ESPN2
Monday, December 30	at Villanova (BIG EAST)	Finneran Pavilion (Villanova, Pennsylvania)	6:30 p.m.	FS1
Sunday, January 5	St. John's (BIG EAST)	Cintas Center (Cincinnati, Ohio)	12/4:30 p.m.	FOX +
Wednesday, January 8	Seton Hall (BIG EAST)	Cintas Center (Cincinnati, Ohio)	8:30 p.m.	FS1
Saturday, January 11	Creighton (BIG EAST)	Cintas Center (Cincinnati, Ohio)	2:00 p.m.	FOX +
Wednesday, January 15	at Marquette (BIG EAST)	Fiserv Forum (Milwaukee, Wisconsin)	8:00 p.m.	FSN
Wednesday, January 22	Georgetown (BIG EAST)	Cintas Center (Cincinnati, Ohio)	6:30 p.m.	FS1
Sunday, January 26	at Creighton (BIG EAST)	CHI Health Center (Omaha, Nebraska)	4:00 p.m.	FS1
Wednesday, January 29	Marquette (BIG EAST)	Cintas Center (Cincinnati, Ohio)	8:30 p.m.	FS1
Saturday, February 1	at Seton Hall (BIG EAST)	Prudential Center (Newark, New Jersey)	11:00 a.m.	FOX +
Tuesday, February 4	at DePaul (BIG EAST)	Wintrust Center (Chicago, Illinois)	9:00 p.m.	FS1
Saturday, February 8	Providence (BIG EAST)	Cintas Center (Cincinnati, Ohio)	8:00 p.m.	FS1
Wednesday, February 12	at Butler (BIG EAST)	Hinkle Fieldhouse (Indianapolis, Indiana)	6:30 p.m.	CBS SN
Monday, February 17	at St. John's (BIG EAST)	Madison Square Garden (New York, New York)	6:30 p.m.	FS1
Saturday, February 22	Villanova (BIG EAST)	Cintas Center (Cincinnati, Ohio)	2:30 p.m.	FOX +
Tuesday, February 25	DePaul (BIG EAST)	Cintas Center (Cincinnati, Ohio)	7:00 p.m.	CBS SN
Sunday, March 1	at Georgetown (BIG EAST)	Capital One Arena (Washington, D.C.)	2:00 p.m.	CBS +
Wednesday, March 4	at Providence (BIG EAST)	Dunkin' Donuts Center (Providence, Rhode Island)	6:30 p.m.	FS1
Saturday, March 7	Butler (BIG EAST)	Cintas Center (Cincinnati, Ohio)	8:30 p.m.	FS1
Wednesday, March 11	BIG EAST Tournament First Round	Madison Square Garden (New York, New York)	7:00/9:30 p.m.	FS1
Thursday, March 12	BIG EAST Tournament Quarterfinals	Madison Square Garden (New York, New York)	12:00/2:30/7:00/9:30 p.m.	FS1
Friday, March 13	BIG EAST Tournament Semifinals	Madison Square Garden (New York, New York)	6:30/9:00 p.m.	FS1
Saturday, March 14	BIG EAST Tournament Final	Madison Square Garden (New York, New York)	6:30 p.m.	FOX +

Home Games in Bold

FOX + - national broadcast seen locally on FOX 19 Now (WXIX-TV)

FS1 - FOX Sports 1 FSN - FOX Sports Regional Network (FS Ohio in the Cincinnati area)

CBS + - national broadcast seen locally on Local 12 (WKRC-TV) CBS SN - CBS Sports Network

Radio Broadcasts: All regular season and postseason games are broadcast on 700 WLW or 55KRC.

ALL TIMES ARE EASTERN TIME AND ARE SUBJECT TO CHANGE
VISIT GOXAVIER.COM FOR THE MOST UP-TO-DATE INFORMATION



SUMMER IN SPAIN

THREE GAMES AND A LIFETIME OF MEMORIES



The Xavier basketball team logged 10 practices this summer before spending 10 days in Spain in August. Naji Marshall led Xavier in scoring at 19.0 points per game to go with 5.7 rebounds, 4.0 assists and 2.3 steals per game during Xavier's three-game sweep of its exhibition tour in Spain, including one game in Barcelona and two games in Madrid. The team also got a chance to see and tour plenty of sites, including The Basilica de la Sagrada Familia in Barcelona.



XAVIER IS ELITE

2017 NCAA WEST REGIONAL FINAL

Xavier earned its third NCAA Tournament Elite Eight in 2017, defeating Arizona in a Regional Semifinal. XU also reached the Elite Eight in 2004 and 2008. Xavier is one of 24 schools that have been to two or more Elite Eights in the last 12 years and one of 18 schools that have been to three or more in the last 16 years. The teams that Xavier has defeated during its three NCAA Tournament Elite Eight runs include Louisville, Mississippi State, Texas, Georgia, Purdue, West Virginia, Maryland, Florida State and Arizona.

NCAA SWEET 16 APPEARANCES (SINCE 2008)

8x



7x



6x



XAVIER – 6 OF THE LAST 12 YEARS



SWEET 16 SUCCESS

XAVIER'S TRADITION OF SWEET MARCH RUNS

Xavier has made it to at least the Sweet 16 six times in the last 12 years (since 2008), including 2017, 2015, 2012, 2010, 2009 and 2008. Only 10 teams have made at least six Sweet 16s since 2008: Kansas (8), Duke (8), Michigan State (8), Kentucky (8), North Carolina (8), Wisconsin (7), Xavier (6), Syracuse (6), Arizona (6) and Gonzaga (6). Xavier has made eight all-time appearances in the Sweet 16: 1990, 2004, 2008, 2009, 2010, 2012, 2015 and 2017. XU first reached the Sweet 16 in 1990 and first reached the Elite Eight in 2004. Quentin Goodin is shown above in the 2017 NCAA Second Round win over Florida State.



MARCH TRADITION

ONLY NINE SCHOOLS HAVE MADE 12 OF THE LAST 14 NCAA TOURNAMENTS

Xavier has made five of the last six NCAA Tournaments and 12 of the last 14. Only nine schools have been to at least 12 NCAA Tournaments in the last 14 years: Duke, Kansas, Gonzaga and Michigan State are at 14, while North Carolina, Wisconsin and Villanova are at 13 and Xavier and Kentucky are at 12. XU has made 32 appearances in postseason play over the last 37 years, including 27 NCAA Tournaments. XU met UCLA with Kevin Love, Russell Westbrook and Darren Collison (seen above) in the 2008 NCAA West Regional Final.

20 WIN SEASONS

LAST 25 YEARS

RK.	TEAM	SEASONS
1.	KANSAS	25
2.	KENTUCKY	24
	GONZAGA	24
4.	DUKE	23
5.	ARIZONA	22
	UNC	22
7.	XAVIER	21
8.	FLORIDA	20
	MICHIGAN ST.	20
	CINCINNATI	20
11.	VILLANOVA	19
	UCONN	19

NCAA TOURNAMENT APPEARANCES

LAST 25 YEARS

RK.	TEAM	SEASONS
1.	KANSAS	25
2.	DUKE	24
3.	KENTUCKY	23
	MICHIGAN ST.	23
5.	UNC	22
	GONZAGA	22
7.	TEXAS	21
	WISCONSIN	21
9.	ARIZONA	20
	CINCINNATI	20
11.	XAVIER	19
	OKLAHOMA	19
13.	UCLA	18
	FLORIDA	18
	VILLANOVA	18
16.	MARYLAND	17
	PURDUE	17
	SYRACUSE	17
19.	INDIANA	16
20.	UCONN	15
	BUTLER	15
	OKLAHOMA ST.	15
	LOUISVILLE	15
	TEMPLE	15
25.	MARQUETTE	14
	ILLINOIS	14

2018
 2017
 2016
 2015
 2014
 2012
 2011
 2010
 2009
 2008
 2007
 2006
 2004
 2003
 2002
 2001
 1998
 1997
 1995
 1993
 1991
 1990
 1989
 1988
 1987
 1986
 1983
 1961



XAVIER WINS!

XAVIER WINS!




WIN PERCENTAGE – 25 YEAR TOTALS

RK.	TEAM	WON	LOST	PCT.
1.	KANSAS	732	162	.819
2.	DUKE	714	176	.800
3.	GONZAGA	677	169	.800
4.	KENTUCKY	705	193	.785
5.	NORTH CAROLINA	663	228	.744
6.	ARIZONA	610	220	.735
7.	MICHIGAN STATE	628	238	.725
8.	CINCINNATI	600	241	.713
9.	UCONN	608	249	.709
10.	MURRAY STATE	560	232	.707
11.	XAVIER	580	248	.700
12.	VILLANOVA	594	254	.700
13.	UTAH STATE	561	252	.690
14.	BUTLER	566	256	.689
15.	COL. OF CHARLESTON	547	248	.688
16.	FLORIDA	585	268	.686
17.	MEMPHIS	550	257	.682
18.	UCLA	567	266	.681
19.	WISCONSIN	567	269	.678
20.	SYRACUSE	516	250	.674
21.	MARYLAND	562	275	.671
22.	VCU	541	275	.663
23.	STANFORD	535	277	.659
24.	DAVIDSON	517	268	.659
25.	TEXAS	550	291	.654

WINNING TRADITION

WINNING TRADITION FEW PROGRAMS CAN MATCH

Xavier's winning percentage over the past 25 years is ranked 11th in the nation at .700. Xavier's 21 20-win seasons over the last 25 years rank seventh. Xavier's winning tradition has been fueled by incredible individual achievements. One of the biggest winners in XU history was Tu Holloway, 2017 XU Hall of Famer who is now playing in Lithuania. Holloway is seen here celebrating with fans after an incredible comeback win over Purdue in the 2011-12 season.



JAMES POSEY

THREE-TIME NBA CHAMPION

James Posey, a 1999 Xavier University graduate and a Xavier Athletics Hall of Fame member, won an NBA Championship as a Cleveland Cavaliers assistant coach in 2016. It was his third NBA Championship, having won an NBA title as a player with Boston in the 2007-08 season with teammates Ray Allen, Kevin Garnett and Paul Pierce. Posey won his first NBA Championship in the 2005-06 season as a part of the Miami Heat, playing alongside Dwyane Wade and Shaquille O'Neal.



2003 NATIONAL PLAYER OF THE YEAR

2003 SENIOR CLASS AWARD



DAVID WEST
XAVIER ALUM IS A WINNER IN EVERY WAY

David West, 2003 National Player of the Year as a Xavier senior, is a 2003 Xavier University graduate who was inducted into the XU Athletic Hall of Fame in 2010. West was named the 2003 NABC Pete Newell Big Man of the Year and won the 2003 Senior CLASS Award, a prestigious award that honors seniors who excel in the areas of community involvement, the classroom, character/leadership and competition. David West, who won NBA Championships in 2017 and 2018 with the Golden State Warriors, was drafted in the first round of the 2003 NBA Draft by New Orleans. West, who was named to the 2008 and 2009 NBA Western Conference All-Star Teams, retired from the NBA after the 2018 season.



EDMOND SUMNER

INDIANA PACERS

Edmond Sumner was selected in the second round of the 2017 NBA Draft by the New Orleans Pelicans with the 22nd pick of the second round and the 52nd pick overall. New Orleans then traded the draft rights to Sumner to the Indiana Pacers. Xavier fans don't have far to travel to catch up with the former XU standout. Sumner signed a new deal with Indiana after seeing some quality playing time in the 2018-19 season.



TREVON BLUIETT
UTAH JAZZ

Trevon Bluiett, a 2018 Xavier graduate and a consensus 2018 Second Team All-American, finished his career as the school's career 3-point field goal leader with 319 and second on the all-time scoring list with 2,261 points. Bluiett, who signed a two-way contract with the New Orleans Pelicans prior to the 2018-19 season, is now a part of the Utah Jazz organization.



J.P. MACURA

CLEVELAND CAVALIERS

J.P. Macura, a 2018 Xavier graduate, is 19th on the Musketeers' all-time scoring list with 1,491 points. Macura, who signed a two-way contract with the Charlotte Hornets prior to the 2018-19 season, is now a part of the Cleveland Cavaliers organization.



KAISER GATES

BOSTON CELTICS


Kaiser Gates, who played three seasons for the Xavier Musketeers, signed a preseason deal with the Boston Celtics in this offseason. He had a successful stint in the G-League during the 2018-19 season.



Remy Abell ('16)
Hungary



Malcolm Bernard ('17)
Finland




Derrick Brown ('09)
Serbia




Justin Cage ('07)
Belgium




Semaj Christon ('14)
France



Zach Hankins ('19)
Czech Republic



Tu Holloway ('12)
Lithuania



Kerem Kanter ('18)
Spain



Mark Lyons ('12)
Israel




Justin Martin ('14)
Greece

SUCCESS AT HOME AND ABROAD

XAVIER FAMILY MAKING AN IMPACT AROUND THE WORLD

Xavier's basketball program produces professional basketball success stories around the world. Before retiring Romain Sato won two Italian League Championships and later helped his Greek team win the 2011 Euroleague Championship. Justin Doellman, who is contemplating retirement at press time, and Sato won the 2014 Eurocup Championship playing together for Valencia Basket. Doellman was named MVP. The long list of recent graduates overseas as of our press deadline are pictured on these two pages.



Jordan Crawford ('10)
China



Dee Davis ('15)
France



Josh Duncan ('08)
Japan



James Farr ('16)
Croatia



RaShid Gaston ('17)
France




Jamel McLean ('11)
Italy



Sean O'Mara ('18)
Japan




Isaiah Philmore ('14)
Romania



Jalen Reynolds ('16)
China



Matt Stainbrook ('15)
Spain



Travis Taylor ('13)
Hungary

21 FORMER MUSKETEERS OVERSEAS PLAYING ABROAD IN 15 COUNTRIES

The year after each player is the last year he played at Xavier. The country listed is the latest country where each player has signed to play. At press time, Xavier had 21 former players tied to 15 different countries outside the U.S. That's in addition to Xavier's NBA and G-League players.

**BIG EAST TEAMS
32 NCAA BIDS IN SIX YEARS**



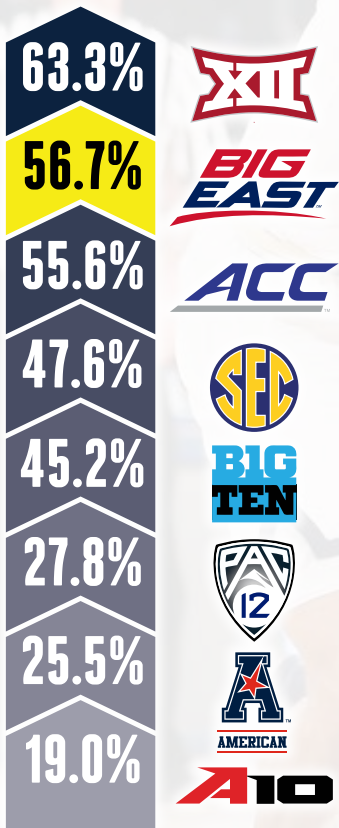
THE BIG EAST CONFERENCE

ONE OF COLLEGE BASKETBALL'S POWER CONFERENCES

The 2019-20 campaign marks Xavier's seventh season as a member of the BIG EAST Conference. Through its six seasons in the league, Xavier has earned five at-large bids to the NCAA Tournament. Nine of the 10 BIG EAST teams have made at least one NCAA Tournament appearance in the last six years. In fact those nine teams have compiled 32 NCAA Tournament berths over those six years. The BIG EAST Conference, which has established itself as an elite basketball conference, had both 2018 BIG EAST Regular Season Champion Xavier and eventual National Champion Villanova earn No. 1 seeds in the 2018 NCAA Tournament.



**% OF TEAMS TO EARN
NCAA BIDS SINCE 2017**



**MADISON
SQUARE
GARDEN**
THE WORLD'S MOST FAMOUS ARENA®

MADISON SQUARE GARDEN
THE WORLD'S MOST FAMOUS ARENA

Madison Square Garden serves as the home of the BIG EAST Basketball Championship. The \$1 billion renovation to the “World’s Most Famous Arena” featured the addition of a state-of-the-art GardenVision scoreboard, new suites, renovated concourses and a remodeled Chase Square 7th Avenue entrance. The transformation also included the addition of the Chase Bridges, two seating areas that run high above and parallel to the length of the event floor. MSG has hosted an endless list of high profile events, including a visit from Pope Francis.



BACKYARD POWER

CINTAS



SCRIPPS

CONVERGY'S



Chiquita

★ macy's



Omnicare



AK Steel

AMERICAN FINANCIAL GROUP INC.



Kroger

FIFTH THIRD BANK



P&G

CINCINNATI FINANCIAL CORPORATION



ISI

ASHLAND

General Cable

CINCINNATI SPORTS AND BUSINESS

ONE OF AMERICA'S BEST FOR BOTH

A variety of pro sports teams and world-class events call Cincinnati home, including the Western & Southern Open that attracts the best men's and women's tennis players in the world every year. The Cincinnati Bengals compete in the NFL and the oldest professional baseball team, the Cincinnati Reds, hosted the 2015 All-Star Game. FC Cincinnati began MLS play this past season. Cincinnati is a hot spot for major business and motion pictures. George Clooney and Ryan Gosling filmed key parts of the movie "Ides of March" on XU's campus, including Cintas Center.



CINTAS CENTER ONE OF CINCINNATI'S HOT SPOTS

Cintas Center passed the three-million mark for fans that have enjoyed men's college basketball since opening in 2000. These fans include numerous Cincinnati Reds and Bengals, including Bengals' tight end Tyler Eifert, who is seen above proudly wearing Xavier gear and throwing up the X. Before the 2015-16 season, Xavier hosted the Cleveland Cavaliers in its NBA exhibition season opener, the first game in the Cavs' journey toward the 2016 NBA Championship. The Cavaliers roster included LeBron James, Kevin Love, Kyrie Irving and Cavs assistant coach James Posey, a 1999 Xavier graduate. Boxing champ Floyd Mayweather (seen above) is among those that have visited Cintas Center for basketball.

1. CAMERON INDOOR STADIUM (DUKE)
2. ALLEN FIELDHOUSE (KANSAS)
3. RUPP ARENA (KENTUCKY)
4. MCCARTHEY ATHLETIC CENTER (GONZAGA)
5. ASSEMBLY HALL (INDIANA)
6. DREAMSTYLE ARENA A.K.A. "THE PIT" (NEW MEXICO)
7. CARRIER DOME (SYRACUSE)
8. BRESLIN STUDENT EVENTS CENTER (MICHIGAN STATE)
9. CINTAS CENTER (XAVIER)
10. HILTON COLISEUM (IOWA STATE)

TOP 10 TOUGHEST ARENAS IN COLLEGE BASKETBALL BASED ON WINNING PERCENTAGE

RK	TEAM	ARENA	CAPACITY	OPENED	YEARS	W	L	PCT.
1.	GONZAGA	MCCARTHEY ATHLETIC CTR.	6,000	2004	15	211	16	.9295
2.	KENTUCKY	ADOLPH RUPP ARENA	24,000	1976	43	592	69	.8956
3.	OREGON	MATTHEW KNIGHT ARENA	12,346	2011	8	130	17	.8844
4.	KANSAS	ALLEN FIELDHOUSE	16,300	1955	64	790	114	.8739
5.	MICHIGAN ST.	BRESLIN EVENTS CENTER	14,759	1989	30	405	60	.8709
6.	BELMONT	CURB EVENTS CENTER	5,000	2003	16	185	28	.8685
7.	XAVIER	CINTAS CENTER	10,224	2000	19	258	41	.8629
8.	UCLA	PAULEY PAVILION	13,800	1965	54	752	123	.8595
9.	WISCONSIN	KOHL CENTER	17,230	1997	22	297	51	.8534
10.	LOUISVILLE	YUM! CENTER	22,000	2010	9	145	25	.8529

Courtesy Collegiate Basketball News Co. and NCAA Stats



A TOUGH TICKET

ONE OF THE NATION'S TOUGHEST PLACES TO PLAY

Xavier has sold out 180 games since Cintas Center opened for the 2000-01 season. XU has averaged 10,071 fans per game over 19 years at the facility, which now has a listed capacity of 10,224. XU has won 86.3 percent of its games at Cintas Center, which ranks as the nation's seventh-best home court advantage. Cintas Center was third among the "Toughest Places to Play" in college basketball in an EA Sports online poll, while *Sports Illustrated* rated Cintas Center ninth. Dana O'Neil of *The Athletic* ranked it the toughest venue in the BIG EAST: "Cintas Center somehow incorporates all of the trappings for today's fans -- luxury boxes, a VIP bar -- without sacrificing atmosphere. Xavier home games are always rocking."



AWARD-WINNING TECH DECK

VIRTUAL REALITY GAME EXPERIENCE AND MORE

The National Association of Collegiate Directors of Athletics (NACDA) chose Xavier University's Tech Deck in Cintas Center as the winner of the 2018 Best Game Day Technology Experience Award. The Tech Deck, which features an in-arena live virtual reality game experience, is rented on a single-game basis for a party of up to 40 guests. The room includes a television wall, glass garage door to be opened to allow full access onto a balcony in the arena and virtual reality headsets that enable fans to watch the action as if they were standing at midcourt.



X ALL FOR ONE FUND



FAN EXPERIENCE EXCITING SEATING AND HOSPITALITY OPTIONS

There are numerous seating and hospitality options at Cintas Center. There are the wider luxury Front Line seats, The Joseph Club and The Living Room at the Joseph Club (see in the lower two photos above), and The Lookout seating area cantilevered over the student section (top photo). This season's season ticket numbers are at record levels. It's a great place to enjoy the full college basketball experience.



FAN HOSPITALITY CHOICES

CRAFT BEER IS ONLY THE BEGINNING OF THE OPTIONS

The hospitality options include The 2,696 Zone, which honors Xavier's all-time leading scorer Byron Larkin, and The Woods, which includes the original wood bar from the popular old Norwood Cafe (seen in the top photo). D'Artagnan's Deck, the craft brew stop in the upper level, is expected to be a popular destination once again. The Sam Adams amber signature beer served at D'Artagnan's Draught, was a big hit last season. The Courtside Club (seen in the bottom two photos) caters to the courtside seat holders.



LOCKER ROOM

OUR HOME INSIDE CINTAS CENTER IS GETTING A NEW LOOK

The men's basketball team locker room major redesign should be complete for the start of the season. This is the initial rendering created by MSA Architects, an award-winning firm which designs for seven core markets including education, corporate, lifestyle, sport, government, religious and branded engagements. MSA is an industry leader in the athletics field.



STUDENT-ATHLETE EXPERIENCE

ACADEMIC SUPPORT AND A PLACE TO RELAX

Through the generosity of Kevin and Georgette Crawford, Xavier now enjoys a student-athlete academic center that is home to academic advisors, tutors, a computer lab and study space. The student-athlete lounge provides a place for student-athletes to gather and relax away from the hectic pace of college life. On game nights, the student-athlete lounge is the favorite post-game waiting room for the families of the players.



ATHLETIC TRAINING

DOUBLE THE SIZE OF THE PREVIOUS SPACE

Xavier's Athletic Training Room, a 5,550-square foot space, utilizes the area of the old training room and the 2,500-square foot space left vacant by the old weight room. The training room features a hydrotherapy suite including two Hydroworx Pools in addition to 1,400 square feet of therapy space with equipment that includes an Alter G anti-gravity treadmill and Cybex equipment. In addition there are two private doctor suites for student-athlete consultation with our team doctors, dedicated areas for treatment and taping and expanded office space.



STRENGTH AND CONDITIONING

COLLEGE BASKETBALL'S BEST STRENGTH FACILITY

Xavier's impressive home for Xavier Strength and Conditioning opened in October of 2016 thanks to the generosity of the McCaw Family. A 5,000-square foot addition to the north side of the Cintas Center, this space serves as the primary weight room for Xavier Basketball. Featuring 20-foot ceilings, large exterior windows and a state-of-the-art sound system, this space sets the bar in terms of basketball strength facilities. The room features a 20-yard turf sprint area, designated spaces for cardio and strength training and the Xavier Fuel Café, a one stop shop for Xavier student-athletes' nutritional needs.



THE TOTAL PERSON

GRADUATING EVERY MEN'S BASKETBALL PLAYER SINCE 1986

All-American Trevon Bluiett is one of four Musketeer basketball players that walked at the May graduation ceremony in 2018 at Cintas Center. Xavier develops the entire person to prepare each student-athlete for life after graduation. One important program that Xavier uses for men's basketball is its "Fortune 15 Series - Building and Protecting Your Personal Brand." Components include character development, media training, social media training, career development, alumni engagement, community service and fan interaction.

XAVIER'S GRADUATION STREAK

	# OF PLAYERS WHO COMPLETED THEIR ELIGIBILITY	PERCENT WHO GRADUATED
1986	6	100%
1987	NO SENIORS	
1988	4	100%
1989	2	100%
1990	4	100%
1991	3	100%
1992	NO SENIORS	
1993	6	100%
1994	4	100%
1995	5	100%
1996	1	100%
1997	4	100%
1998	4	100%
1999	4	100%
2000	1	100%
2001	3	100%
2002	3	100%
2003	3	100%
2004	3	100%
2005	1	100%
2006	5	100%
2007	4	100%
2008	3	100%
2009	3	100%
2010	1	100%
2011	6	100%
2012	5	100%
2013	3	100%
2014	3	100%
2015	2	100%
2016	4	100%
2017	5	100%
2018	4	100%
2019	NO SENIORS	

SINCE 1986 **109** **100%**



109 STRAIGHT GRADUATES
IMPRESSIVE STREAK OF SUCCESS STORIES

Since the 1985-86 school year, every student-athlete in the men's basketball program that has reached his final year of eligibility has graduated. That's 109 straight graduates. 2018 graduate J.P. Macura is seen here at his graduation with Xavier University President Michael J. Graham, S.J. Xavier makes a promise to each student it recruits. That's a promise XU keeps and celebrates every May at graduation.



XAVIER UNIVERSITY

BUILDING AND GROWING A BRIGHTER FUTURE

DAVID WEST

“Being at Xavier taught me so much. Keep learning. It’s always about the journey, every single day. I really think that what I learned at Xavier helped me on the road to becoming a champion. I wish I could talk to young people looking at colleges and tell them what a great place Xavier is. When you need help, key people all over the campus are always accessible to help you. The support you get makes this a much less stressful place to succeed. People here care about helping you excel.”

*– David West, 2003 Xavier University graduate
2003 National Player of the Year
Two-time NBA Champion and two-time NBA All-Star*

The many improvements on and around campus have been impressive, including the Alter Hall classroom building as well as University Station, which houses the new bookstore, apartments, retail and more. The Hoff Academic Quad includes Smith Hall, home to the Williams College of Business with the 5/3 Trading Center equipped with Bloomberg terminals—the only college facility of its kind. The quad also houses the Conaton Learning Commons. The latest facility to go up is the HUB, which will soon include a new student recreation center.



TV/RADIO ROSTER



0 Daniel Ramsey
6-9 233 Freshman
Forward
Cordele, Ga.



1 Paul Scruggs
6-4 196 Junior
Guard
Indianapolis, Ind.



2 Dahmir Bishop
6-5 178 Freshman
Guard
Philadelphia, Pa.



3 Quentin Goodin
6-4 194 Senior
Guard
Campbellsville, Ky.



4 Tyrique Jones
6-9 239 Senior
Forward
Bloomfield, Conn.



10 Leighton Schrand
6-2 166 Senior
Guard
Villa Hills, Ky.



11 Bryce Moore
6-3 194 Graduate
Guard
Indianapolis, Ind.



12 Dontarius James
6-7 228 Sophomore
Forward
Kershaw, S.C.



13 Naji Marshall
6-7 220 Junior
Forward
Atlantic City, N.J.



22 Dieonte Miles
6-11 220 Freshman
Forward
Walton, Ky.



24 KyKy Tandy
6-2 190 Freshman
Guard
Hopkinsville, Ky.



25 Jason Carter
6-8 227 Junior
Forward
Johnstown, Ohio



32 Zach Freemantle
6-9 225 Freshman
Forward
Teaneck, N.J.



34 Myles Hanson
6-7 215 Junior
Guard
Chaska, Minn.



Travis Steele
Head Coach
2nd Year
Butler '04



Jonas Hayes
Assistant Coach
2nd Year
Georgia '04



Dante Jackson
Assistant Coach
2nd Year
Xavier '11



Ben Johnson
Assistant Coach
2nd Year
Minnesota '05



Mario Mercurio
Assoc. AD for
Basketball Admin.
17th Year • Xavier '03



Matthew Graves
Special Asst. to the
Head Coach
1st Year • Butler '98



David Fluker
Head Athletic Trainer
17th Year
Wilmington '86



Matt Jennings
Strength and
Conditioning Coach
11th Year • N. Carolina '96



Trey Scotti
Video
Coordinator
3rd Year • Indiana '17



Bo Burkhart
Graduate Program Asst.
2nd Year
Central Methodist '18



Sam Frayer
Graduate Program Asst.
2nd Year
Ohio '18

2019-20 XAVIER MUSKETEER NUMERICAL ROSTER

NO.	NAME	YR.	POS.	HT.	WT.	HOMETOWN	HIGH SCHOOL(S) / LAST COLLEGE
0	Daniel Ramsey	Fr.	F	6-9	233	Cordele, Ga.	Deerfield Windsor HS / Norcross HS
1	Paul Scruggs	Jr.	G	6-4	196	Indianapolis, Ind.	Southport HS / Prolific Prep (Calif.)
2	Dahmir Bishop	Fr.	G	6-5	178	Philadelphia, Pa.	Imhotep Institute
3	Quentin Goodin	Sr.	G	6-4	194	Campbellsville, Ky.	Taylor County HS
4	Tyrique Jones	Sr.	F	6-9	239	Bloomfield, Conn.	Bloomfield HS / Vermont Academy
10	Leighton Schrand	Sr.	G	6-2	166	Villa Hills, Ky.	Holy Cross HS
11	Bryce Moore#	Gr.	G	6-3	194	Indianapolis, Ind.	Park Tudor HS / Western Michigan University
12	Dontarius James	So.	F	6-7	228	Kershaw, S.C.	Andrew Jackson (S.C.) HS / Huntington Prep (W.Va.)
13	Naji Marshall	Jr.	F	6-7	220	Atlantic City, N.J.	Eleanor Roosevelt HS / Hargrave Military Acad. (Va.)
22	Dieonte Miles	Fr.	F	6-11	208	Walton, Ky.	Walton-Verona HS
24	KyKy Tandy	Fr.	G	6-2	190	Hopkinsville, Ky.	University Heights Academy
25	Jason Carter*	Jr.	F	6-8	227	Johnstown, Ohio	Johnstown-Monroe HS / Ohio University
32	Zach Freemantle	Fr.	F	6-9	225	Teaneck, N.J.	Bergen Catholic HS
34	Myles Hanson	Jr.	G	6-7	215	Chaska, Minn.	Chaska HS / Columbia University

Head Coach: Travis Steele (Butler '04; 2nd season)

Assistant Coaches: Jonas Hayes (Georgia '04; 2nd season), Dante Jackson (Xavier '11; 2nd season), Ben Johnson (Minnesota '05; 2nd season)

Associate Athletic Director for Basketball Administration: Mario Mercurio (Xavier '03; 17th season)

Special Assistant to the Head Coach: Matthew Graves (Butler '98; 1st season)

Head Athletic Trainer: David Fluker (Wilmington '86; 17th season)

Strength and Conditioning Coach: Matt Jennings (North Carolina '96; 11th season)

Video Coordinator: Trey Scotti (Indiana '17; 3rd season)

Graduate Program Assistants: Bo Burkhart (Central Methodist '18; 2nd season) and Sam Frayer (Ohio '18; 2nd season)

* Graduate transfer; two years of eligibility left. # Graduate transfer; one year of eligibility left.

STATE BREAKDOWN

Connecticut (1)

Tyrique Jones

Georgia (1)

Daniel Ramsey

Indiana (2)

Bryce Moore
Paul Scruggs

Kentucky (4)

Quentin Goodin
Dieonte Miles
Leighton Schrand
KyKy Tandy

Minnesota (1)

Myles Hanson

New Jersey (2)

Zach Freemantle
Naji Marshall

Ohio (1)

Jason Carter

Pennsylvania (1)

Dahmir Bishop

South Carolina (1)

Dontarius James

CLASS BREAKDOWN

Graduate Students (1)*

Bryce Moore

Seniors (3)

Quentin Goodin
Tyrique Jones
Leighton Schrand

Juniors (4)*

Jason Carter*
Myles Hanson
Naji Marshall
Paul Scruggs

Sophomores (1)

Dontarius James

Freshmen (5)

Dahmir Bishop
Zach Freemantle
Dieonte Miles
Daniel Ramsey
KyKy Tandy


*Carter is a graduate student but a junior athletically

PRONUNCIATIONS

Dahmir	Dah-MEER
Dante	DAN-tay
Dieonte	Dee-ON-tay
KyKy	KEE-kee
Naji	NAH-jee
Quentin	KWEN-tin
Tyrique	Tie-REEK

CARTER

25



THE CARTER FILE

Full name: Jason Michael Carter

Nickname/Name I prefer: Jason Carter

Birthdate/Birthplace: December 23, 1997 in Columbus, Ohio

Parents: Melinda and Jeff Carter; father played basketball at Rio Grande

Siblings: Carson and Michaela; brother plays basketball at Muskingum University

Major: MBA; graduated from Ohio University with a degree in Management and Strategic Leadership

Career goal after basketball: Start my own business or work for one, hopefully becoming a CEO.

Shoe size: 15

Best thing about me as a person: Treat everyone equally with respect

Hobbies: Fishing, reading, cooking and spending time with family

Favorite midnight snack: Bowl of Cocoa Pebbles cereal

First job I ever had: Baling hay

Favorite movie: Coach Carter

#25 BY THE NUMBERS – WHO ELSE HAS WORN IT?

Jack Cahill	1952-54	Joe Pangrazio	1966-68
Nick Daniels	1975-79	Dave Plunkett	1972-75
Pat Donovan	1938-39	Dwayne Wilson	1988-89
Thomas Freppon	1961-64	Steve Wolf	1980-83
Joe Gromada	1968-71		
Jim Haffner	1959-61		
Michael Hawkins	1991-95		
Tom Hext	1964-66		
Robert Himmler	1939-40		
Dante Jackson	2007-11		
Keith Jackson	2001-05		
Leo Murray	1995-97		
Jim O'Connell	1954-56		



JASON CARTER

6-8 | 227 | JUNIOR | FORWARD | JOHNSTOWN, OHIO
JOHNSTOWN-MONROE HIGH SCHOOL | OHIO UNIVERSITY

@JASON_CARTER_25 | @JC_25



TRAVIS STEELE ON CARTER:

“Jason can play inside and outside on both ends of the floor. He’s skilled – can shoot the ball, can drive it, can post it, he can take smaller guys into the post and he can take bigger guys out onto the perimeter. We’re really excited about having Jason to our program. I think he’s a guy that will impact our program in a big way. We obviously played against him last year, and he played really well. He fits really nicely with a guy like Tyrique Jones skillset-wise where they could really complement each other well on the offensive end. On the defensive end, he’s a guy that can guard traditional post guys but he’s also quick enough laterally to where he can switch a ball screen or hard hedge a ball screen out on the perimeter.”

AS A MUSKETEER

Graduate of Ohio University who has two years of eligibility left and is listed as a junior eligibility-wise ... Injury redshirt in the 2017-18 season so was able to graduate after using only two years of eligibility.

SPAIN RECAP

Averaged 6.3 points and a team-high 8.3 rebounds in 17.7 minutes per game during Xavier’s three-game exhibition tour in Spain this summer.

AT OHIO

2018-19 Third Team All-Mid-American Conference ... Earned the MAC Commissioner’s Award and MAC Honor Roll distinction each of the last two years ... Started all 31 games in the 2018-19 season, averaging team highs in scoring (16.5 ppg.) and rebounding (6.7 rpg.), while adding 2.0 assists per game ... Scored in double figures in 26 of the 31 games, including nine 20-point games ... Recorded six double-doubles in scoring-rebounding ... Scored a team-high 17 points against Xavier at Cintas Center (12-5-18) and a career-high 26 points vs. MAC foe Miami (3-8-19) ... Only played in three games in the 2017-18 season due to a leg injury; granted a medical redshirt by NCAA ... Earned a spot on the 2016-17 All-MAC Freshman Team in his first season after contributing 9.9 ppg. and 6.5 rpg. and helping Ohio record a 20-11 season ... Played in all 31 games and started the final 15 contests as a freshman ... Recorded six double-doubles in scoring-rebounding as a freshman ... Started 13 of 18 MAC games ... Scored a season-high 25 points in a win at MAC foe Miami (2-21-17) ... Basketball coach: Saul Phillips.

AT JOHNSTOWN-MONROE HIGH SCHOOL

Averaged 20 points, 11 rebounds, four assists and three blocks per game as a senior in 2015-16 en route to earning Associated

Press Division II First Team and All-Ohio High School Athletic Association honors for the second year in a row ... Earned Associated Press Division II First Team All-Ohio High School Athletic Association honors as a junior in 2014-15 after averaging 20.9 points, 11.3 rebounds, 2.2 blocks, 1.4 steals and 1.2 assists in leading his team to a 21-4 overall record, a Licking County League title and an OHSAA Division II Central District runner-up finish ... AP OHSAA First Team All-Division II Central District, Central All-District Player of the Year, First Team All-Licking County League and Co-Player of the Year honors as a junior ... basketball coach: Kevin Martin.

2016-17

TEAM	DATE	MIN	FG-FGA	3FG-FGA	FT-FTA	O-D-T	PF	A	TO	BLK	STL	PTS
SOUTHERN	11/12	14	1-4	0-0	0-0	2-2-4	0	0	2	0	0	2
SAM HOUSTON STATE	11/14	17	2-4	0-0	2-4	0-7-7	1	0	0	0	0	6
at Georgia Tech	11/18	9	0-2	0-0	0-0	1-1-2	2	0	0	0	0	0
TENNESSEE TECH	11/25	28	5-6	2-3	5-6	0-5-5	2	0	0	3	1	17
at Marshall	11/30	21	3-6	0-1	1-1	4-2-6	2	3	1	1	4	7
BRYANT	12/3	10	0-2	0-1	2-2	0-1-1	2	0	1	0	0	2
at Iona College	12/10	11	2-2	0-0	0-0	1-2-3	1	1	1	0	0	4
MILWAUKEE	12/14	12	1-3	0-0	0-0	3-2-5	0	0	1	1	0	2
CLEVELAND STATE	12/17	12	3-4	1-1	1-2	0-2-2	2	0	2	0	0	8
at WKU	12/21	5	0-2	0-1	0-0	1-0-1	2	0	0	0	0	0
URBANA	12/20	17	2-5	0-1	2-3	3-4-7	1	0	0	1	1	6
WESTERN MICHIGAN	1/3	16	3-4	1-1	0-0	0-2-2	1	2	2	0	0	7
KENT STATE	1/6	11	1-4	1-3	0-0	0-1-1	1	1	0	1	0	3
at Buffalo	1/10	18	2-5	0-1	3-4	4-4-8	1	0	1	0	1	7
EASTERN MICHIGAN	1/14	28	4-7	0-0	6-9	4-7-11	2	0	4	0	0	14
at Akron	1/17	17	3-9	0-2	0-1	2-6-8	5	3	1	0	1	6
at Northern Illinois	1/21	25	7-13	1-4	2-4	3-9-12	2	1	3	2	2	17
TOLEDO	1/24	29	8-16	0-4	4-7	3-4-7	4	0	0	1	1	20
at Bowling Green	1/28	26	4-8	0-2	0-1	0-7-7	1	1	1	1	0	8
at Western Michigan	1/31	27	7-16	1-7	6-8	2-3-5	3	1	1	1	1	21
AKRON	2/4	20	3-6	0-0	5-8	1-2-3	5	1	0	0	1	11
CENTRAL MICHIGAN	2/7	18	1-3	0-0	0-0	2-4-6	4	0	1	0	0	2
at Ball State	2/10	31	6-11	0-1	3-4	5-4-9	2	0	3	1	1	15
at Eastern Michigan	2/14	24	2-6	0-0	7-9	3-11-14	4	0	1	0	0	11
BOWLING GREEN	2/18	22	9-11	1-3	0-0	0-5-5	4	0	1	2	1	19
at Miami (Ohio)	2/21	31	10-14	1-3	4-5	3-8-11	2	1	2	1	1	25
at Kent State	2/25	27	3-8	0-1	2-2	1-8-9	5	1	1	0	1	8
BUFFALO	2/28	31	8-13	0-2	3-6	6-3-9	1	2	4	0	1	19
MIAMI (OHIO)	3/3	33	4-10	0-0	8-10	2-15-17	2	0	1	2	0	16
vs. Toledo	3/9	32	9-17	0-2	1-2	5-7-12	1	0	0	1	1	19
vs. Kent State	3/10	21	2-5	0-0	0-0	0-3-3	5	0	2	0	1	4

2017-18

TEAM	DATE	MIN	FG-FGA	3FG-FGA	FT-FTA	O-D-T	PF	A	TO	BLK	STL	PTS
at Maryland	12/7	16	2-6	0-2	2-2	1-1-2	0	2	1	0	2	6
WESTERN KENTUCKY	12/10	19	2-7	0-0	8-10	0-5-5	2	3	1	0	2	12
at Marshall	12/16	7	1-4	0-1	0-0	1-2-3	1	0	1	0	1	2

CARTER'S CAREER NUMBERS AT OHIO UNIVERSITY

Season	G-GS	Min/G	FG-FGA	Pct	3FG-FGA	Pct	FT-FTA	Pct	Off	Def	Tot	Avg	PF	FO	A	TO	Blk	Stl	Pts	Avg
2016-17	31-15	643/20.7	115-226	.509	9-44	.205	67-98	.684	61	141	202	6.5	70	4	18	37	19	20	306	9.9
2017-18	3-0	42/14.0	5-17	.294	0-3	.000	10-12	.833	2	8	10	3.3	3	0	5	3	0	5	20	6.7
2018-19	31-31	963/31.1	180-374	.481	23-67	.343	127-177	.718	65	143	208	6.7	77	5	61	55	21	20	510	16.5
TOTALS	65-46	1648/25.4	300-617	.486	32-114	.281	204-287	.711	128	292	420	6.5	150	9	84	95	40	45	836	12.9

2018-19

TEAM	DATE	MIN	FG-FGA	3FG-FGA	FT-FTA	O-D-T	PF	A	TO	BLK	STL	PTS
CAMPBELL	11/12	29	8-10	0-0	8-10	1-3-4	4	2	1	1	1	24
vs. South Florida	11/16	19	2-8	0-2	4-4	2-4-6	4	0	1	0	0	8
vs. Loyala Marymount	11/18	31	6-14	0-4	6-8	2-3-5	5	0	0	0	0	18
WILBERFORCE	11/7	21	5-9	0-1	7-9	7-6-13	1	4	4	1	0	17
AUSTIN PEAY	11/24	41	11-22	0-3	3-8	4-6-10	1	4	3	2	0	25
IONA	11/27	26	8-15	1-3	3-4	1-5-6	3	2	2	0	1	20
MARSHALL	12/1	29	9-17	1-1	6-9	2-10-12	3	2	2	0	2	25
at Xavier	12/5	35	6-12	1-1	4-6	1-3-4	3	0	1	0	0	17
RADFORD	12/8	30	7-13	0-1	5-5	2-4-6	4	1	0	0	0	19
at Detroit Mercy	12/15	33	6-14	0-0	8-9	2-1-3	4	0	3	2	0	20
at Purdue	12/20	26	2-9	0-0	0-0	2-1-3	1	2	2	0	1	4
FIU	12/30	34	8-11	0-0	3-5	2-7-9	1	3	2	0	0	19
NORTHERN ILLINOIS	1/5	24	3-7	0-1	3-5	1-6-7	5	2	1	0	0	9
at Bowling Green	1/8	34	8-17	5-7	1-2	1-5-6	0	1	3	0	1	22
at Ball St.	1/12	31	5-12	2-3	1-2	4-5-9	1	2	1	1	0	13
KENT ST.	1/15	31	4-9	1-3	2-2	5-8-13	5	4	4	1	0	11
at Toledo	1/18	33	3-12	2-5	0-0	1-3-4	1	4	1	0	2	8
WESTERN MICHIGAN	1/22	30	4-9	0-2	6-7	3-4-7	1	3	1	1	1	14
BALL ST.	1/26	33	6-13	0-0	4-6	2-4-6	1	4	1	3	2	16
at Northern Illinois	1/29	32	6-15	0-3	3-4	3-3-6	3	1	0	0	1	15
AKRON	2/2	35	7-14	1-2	3-6	5-5-10	2	1	2	1	1	18
at Miami (Ohio)	2/9	33	5-13	1-3	5-8	0-6-6	3	2	0	0	2	16
EASTERN MICHIGAN	2/12	37	7-17	1-4	3-3	1-3-4	3	4	4	0	0	18
at Central Michigan	2/16	29	6-12	0-2	1-3	2-8-10	5	1	7	1	1	13
at Buffalo	2/19	31	5-10	1-1	5-7	1-3-4	0	2	0	1	0	16
BOWLING GREEN	2/23	38	8-12	1-2	6-12	2-6-8	1	1	4	1	1	23
at Kent St.	2/26	33	7-9	3-3	3-4	2-3-5	1	3	2	1	0	20
at Akron	3/2	25	2-7	0-1	3-4	1-4-5	1	3	1	0	1	7
BUFFALO	3/5	32	5-7	0-1	5-5	2-3-5	3	1	0	0	1	15
MIAMI (OHIO)	3/8	33	7-13	1-4	11-12	0-5-5	2	1	2	2	0	26
at Northern Illinois	3/11	35	4-12	1-4	5-8	1-6-7	5	1	1	1	1	14




CAREER HIGHS AT OHIO UNIVERSITY

- Points** - 26 vs. Miami (Ohio) (March 8, 2019)
- Field Goals Made** - 11 vs. Austin Peay (Nov. 24, 2018)
- Field Goals Attempted** - 22 vs. Austin Peay (Nov. 24, 2018)
- 3-Pt Field Goals Made** - 5 at Bowling Green (Jan. 8, 2019)
- 3-Pt Field Goals Attempted** - 7 at Western Michigan (Jan. 31, 2017); at Bowling Green (Jan. 8, 2019)
- Free Throws Made** - 11 vs. Miami (Ohio) (March 8, 2019)
- Free Throws Attempted** - 12 vs. Bowling Green (Feb. 23,

- 2019); vs. Miami (Ohio) (March 8, 2019)
- Rebounds** - 17 vs. Miami (Ohio) (March 3, 2017)
- Assists** - 4 vs. Wilberforce (Nov. 7, 2018); vs. Austin Peay (November 24, 2018); vs. Kent State (Jan. 15, 2019); at Toledo (January 18, 2019); vs. Ball State (Jan. 26, 2019); vs. Eastern Michigan (Feb. 12, 2019)
- Blocks** - 3 vs. Tennessee Tech (Nov. 25, 2016); vs. Ball State (Jan. 26, 2019)
- Steals** - 4 at Marshall (Nov. 30, 2016)
- Minutes** - 41 vs. Austin Peay (Nov. 24, 2018)

MOORE

11





BRYCE MOORE

6-3 | 194 | GRADUATE | GUARD
INDIANAPOLIS, IND.

PARK TUDOR HIGH SCHOOL | WESTERN MICHIGAN UNIVERSITY

@BRYCEMOORE96 | @BRYCEMOORE96



TRAVIS STEELE ON MOORE:

“Bryce is someone that I’ve known for a long time since he was a high school teammate of Trevon Bluiett. Bryce’s elite work ethic is great for our team culture, helping show the freshmen how they need to approach things. Bryce can guard anybody on the perimeter. He can really, really guard. He’s tough and he’s strong. On the offensive end, from a career standpoint he has proven how well he can shoot the ball from the three. He’s fully healthy after his redshirt season.”

AS A MUSKETEER

Graduate of Western Michigan University who has one year of eligibility left ... Injury redshirt last season ... The second transfer from WMU looking to make an impact; 2015 graduate Matt Stainbrook was a big part of XU’s first two teams in the BIG EAST Conference.

SPAIN RECAP

Contributed 5.0 points and 1.0 rebounds per game during Xavier’s three-game exhibition tour in Spain.

AT WESTERN MICHIGAN

Played in all 32 games as a junior in the 2017-18 season, averaging 9.8 points, 2.6 rebounds, 1.5 assists and 1.2 steals in 30.7 minutes per game for a 17-15

WMU squad ... Honors included the 2017-18 NABC Honors Court, Academic All-MAC for the second straight year and the MAC Distinguished Scholar Athlete Award ... 2017-18 All-MAC Defensive Team, WMU Team Defensive Player of the Year for the second straight year and named one of the 30 best “in your grill” defenders by ESPN College Basketball analyst Jay Bilas ... Connected on a team-high 64 three-pointers, ranking 11th most in a single season in school history ... One of two players to play and start in all 32 games for the Broncos ... Scored in double figures in 17 games, including a season-high 17 vs. Central Michigan (2-20-18), knocking down a career-high five three-pointers ... Played in 31 games as a sophomore in the 2016-17 season with 17 starts, while contributing 5.1 ppg. and 1.7 rpg. in 24.7 minutes per game ... Played in 31 games as a freshman in the 2015-16 season with 13 starts, all in MAC play ... Basketball coach: Steve Hawkins.

AT PARK TUDOR HIGH SCHOOL

Won three Indiana state championships in four years, including two straight from 2014-15 ... 2015 AP Third Team All-State selection and 2014 All-State honorable mention ... Basketball coach: Ed Schilling.



THE MOORE FILE

- Full name: Bryce Patrick Moore
- Birthdate/Birthplace: January 5, 1996 in Indianapolis, Ind.
- Parents: Eric and Vanessa Moore; father was the No. 10 pick in the 1988 NFL Draft by the N.Y. Giants and played nine seasons in the NFL in New York, Cincinnati, Cleveland and Miami. Erica and Vanessa are McDonald’s franchise owners.
- Siblings: Eric, Erica and Branden; Branden played football at Indiana and Erica played basketball at Purdue and New Mexico
- Major: MBA; graduated from Western Michigan University with a bachelor’s degree in Accounting
- Shoe size: 13
- Best thing about me as a person: I’m caring
- Best thing about me as a player: I play hard and I’m competitive
- First sports trophy I ever won was for: Football
- Biggest fear: Heights
- Hobbies: Playing tenor saxophone and reading
- First job I ever had: McDonald’s
- I’m as good as anyone at: Checkers
- Pet peeve: Snoring
- Favorite Foods: Sushi (cooked), calamari, steak
- Place I’d like to visit: Jerusalem
- Favorite Actor: Denzel Washington



#11 BY THE NUMBERS – WHO ELSE HAS WORN IT?

Malcolm Bernard	2016-17	Keonte Kennedy	2018-19
Ed Bissmeyer	1946-48	Stan Kimbrough	1985-89
Jay Canty	2010-11	Dave Lynch	1966-67
Dee Davis	2012-15	Leo McDermott	1960-62
Norman Grevey	1949-51	Steve Poppe	1968-70
Chris Hall	1967-68	B.J. Raymond	2005-09
Ricky Jannott	1959-60	Angelo Smith	2002-04
Kerem Kanter	2017-18	Steve Thomas	1962-66

BRYCE MOORE

2015-16

TEAM	DATE	MIN	FG-FGA	3FG-FGA	FT-FTA	O-D-T	PF	A	TO	BLK	STL	PTS
at DePaul	11/14	6	0-2	0-2	0-0	0-0-0	0	0	0	0	0	0
SAN DIEGO	11/17	12	3-3	1-1	1-1	0-0-0	1	1	0	1	1	8
at UNCW	11/21	14	2-2	0-0	3-4	0-2-2	3	0	3	0	0	7
ROCHESTER COLLEGE	11/23	10	1-2	0-1	0-0	0-1-1	1	3	1	0	0	2
vs. Stephen F. Austin	11/26	25	1-6	0-1	1-1	1-7-8	1	2	3	0	0	3
vs. Liberty	11/27	9	0-1	0-0	0-0	1-1-2	3	0	1	0	0	0
vs. Mercer	11/29	7	0-1	0-0	0-0	0-1-1	3	0	0	0	0	0
at James Madison	12/3	12	0-4	0-1	2-2	0-3-3	1	0	1	0	0	2
NORTHEASTERN	12/7	10	1-2	0-0	0-1	0-0-0	1	2	0	0	0	2
MARYGROVE	12/12	23	3-5	0-0	4-6	0-3-3	1	4	3	0	0	10
IPFW	DNP											
at Vanderbilt	12/30	12	1-5	0-2	0-0	0-1-1	1	1	1	0	1	2
JACKSONVILLE	1/2	8	0-2	0-1	0-0	0-0-0	1	0	1	0	0	0
KENT STATE	1/5	8	0-0	0-0	0-0	0-1-1	0	0	0	0	0	0
at Akron	1/8	19	1-8	0-5	1-2	1-3-4	3	0	1	0	0	3
BALL STATE	1/12	20	1-2	1-2	0-0	1-1-2	1	0	4	0	0	3
NORTHERN ILLINOIS	1/16	33	7-11	4-8	6-11	1-1-2	2	3	3	0	3	24
at Ohio	1/19	24	0-6	0-3	0-0	1-2-3	2	1	1	0	1	0
BUFFALO	1/23	34	4-8	3-4	4-4	0-4-4	2	4	1	0	1	15
BOWLING GREEN	1/26	30	1-3	1-3	6-6	0-3-3	2	2	1	1	0	9
EASTERN MICHIGAN	1/30	29	3-5	2-2	0-0	0-1-1	3	4	2	0	0	8
at Toledo	2/2	20	3-5	1-2	0-0	0-2-2	1	1	1	0	1	7
at Ball State	2/6	37	3-6	1-3	0-0	0-3-3	3	2	1	0	2	7
MIAMI (OHIO)	2/9	27	0-8	0-4	0-1	1-2-3	2	0	1	0	0	0
at Bowling Green	2/13	25	1-6	0-1	2-2	0-0-0	1	1	1	0	2	4
at Kent State	2/16	38	2-5	0-1	4-5	0-3-3	5	4	0	0	0	8
CENTRAL MICHIGAN	2/20	35	4-8	2-4	0-0	0-2-2	2	3	0	0	0	10
at Eastern Michigan	2/23	27	3-6	1-3	4-6	1-2-3	4	1	3	0	2	11
at Northern Illinois	2/27	24	2-5	1-4	2-2	1-1-2	3	0	2	0	1	7
TOLEDO	3/1	12	1-1	1-1	0-0	0-1-1	1	3	0	1	3	3
at Central Michigan	3/4	35	3-5	2-2	1-1	1-3-4	4	1	2	0	2	9
at Northern Illinois	3/7	35	2-12	1-4	0-1	1-3-4	4	0	5	0	1	5

2016-17

TEAM	DATE	MIN	FG-FGA	3FG-FGA	FT-FTA	O-D-T	PF	A	TO	BLK	STL	PTS
MARYGROVE	11/11	18	2-6	2-5	0-2	0-0-0	1	0	0	0	2	6
at Oakland	11/14	17	0-6	0-3	0-0	0-1-1	1	1	2	0	1	0
vs. Villanova	11/17	21	2-5	1-4	0-1	0-0-0	3	1	2	0	0	5
vs. UTEP	11/18	31	3-7	3-6	2-2	1-1-2	5	4	1	0	1	11
vs. Boise State	11/20	20	2-4	2-3	1-2	0-1-1	2	0	0	0	0	7
CENTRAL ARKANSAS	11/26	19	2-5	0-2	0-2	0-3-3	1	1	0	0	1	4
UNC WILMINGTON	11/30	15	1-3	0-2	0-1	1-2-3	4	1	2	0	0	2
at Cleveland State	12/7	27	2-6	2-4	2-2	0-2-2	2	1	1	0	0	8
JAMES MADISON	12/10	18	1-2	1-2	0-0	0-0-0	3	2	1	0	2	3
at Washington	12/18	33	4-7	3-6	0-0	0-0-0	3	2	1	1	0	11
at UCLA	12/21	26	3-7	3-4	0-0	0-0-0	4	0	0	0	1	9
ALABAMA A&M	DNP											
at Ohio	1/3	26	2-4	2-4	2-3	0-0-0	3	0	2	0	0	8
at Akron	1/6	21	1-3	1-2	0-0	0-0-0	1	0	1	0	0	3
TOLEDO	1/10	17	1-2	1-2	0-0	0-0-0	1	2	1	0	1	3
KENT STATE	1/14	23	0-3	0-2	0-0	0-0-0	1	0	1	0	0	0
at Eastern Michigan	1/17	28	3-4	2-3	0-1	2-3-5	5	2	0	0	0	8
at Buffalo	1/21	25	1-6	0-2	2-2	2-4-6	0	3	1	0	1	4
AKRON	1/24	15	0-3	0-1	0-0	0-1-1	3	0	0	0	0	0
at Ball State	1/28	27	3-5	2-4	3-4	0-1-1	1	3	1	0	0	11
OHIO	1/31	30	2-5	1-4	2-3	0-0-0	1	2	0	0	1	7
at Central Michigan	2/3	35	1-5	1-4	0-0	0-2-2	1	1	1	0	0	3
at Miami (Ohio)	2/7	29	0-6	0-2	4-4	1-3-4	3	1	0	0	0	4
NORTHERN ILLINOIS	2/11	29	1-5	1-4	0-0	0-4-4	2	1	1	0	0	3
BOWLING GREEN	2/14	32	0-2	0-1	3-4	0-0-0	3	2	0	0	0	3
EASTERN MICHIGAN	2/18	19	1-4	0-2	0-0	0-1-1	2	2	1	0	1	2
at Toledo	2/21	31	1-7	1-5	0-0	0-4-4	2	0	0	0	2	3
BALL STATE	2/25	23	1-4	1-2	0-0	0-2-2	2	1	1	0	0	3
at Northern Illinois	2/28	30	2-6	1-4	0-0	1-4-5	0	3	1	0	1	5
CENTRAL MICHIGAN	3/3	32	2-3	1-2	1-2	0-3-3	2	2	1	1	2	6
vs. Miami (Ohio)	3/6	26	4-5	1-2	2-3	1-1-2	4	1	2	0	1	11
vs. Ball State	3/9	23	2-3	1-2	0-0	0-2-2	4	0	0	0	0	5

2017-18

TEAM	DATE	MIN	FG-FGA	3FG-FGA	FT-FTA	O-D-T	PF	A	TO	BLK	STL	PTS
SIENA HEIGHTS	11/11	17	1-5	0-2	0-0	0-5-5	1	2	0	0	0	2
at South Carolina	11/13	30	2-6	2-4	4-8	0-1-1	2	2	3	0	3	10
vs. Tulsa	11/16	26	5-12	3-7	0-0	2-2-4	5	1	1	0	1	13
vs. Appalachian State	11/17	27	5-9	3-6	1-1	1-6-7	4	1	1	0	2	14
vs. South Carolina	11/19	34	4-10	4-9	2-2	0-1-1	2	1	1	0	3	14
NORTHWOOD	11/25	19	2-6	0-2	1-2	0-0-0	1	1	1	0	1	5
at Saint Louis	11/28	30	5-6	4-5	0-0	0-4-4	4	4	0	0	2	14
OAKLAND	12/2	39	2-8	0-2	2-2	0-5-5	2	3	0	0	1	6
CLEVELAND STATE	12/6	26	2-4	2-3	2-2	0-3-3	2	1	1	0	1	8
at Detroit Mercy	12/9	28	2-7	2-6	1-2	0-3-3	3	3	0	0	0	7
IDAHO	12/18	31	4-12	3-9	0-2	1-1-2	2	0	0	0	2	11
at Milwaukee	12/22	29	3-6	2-4	0-0	0-0-0	1	0	1	0	1	8
CHICAGO STATE	12/30	20	2-5	1-3	2-5	0-3-3	0	1	0	0	3	7
AKRON	1/2	32	3-5	3-4	4-5	0-2-2	3	3	2	0	0	13
at Miami (Ohio)	1/6	30	5-10	3-6	3-5	0-3-3	3	0	2	0	1	16
at Toledo	1/9	34	5-9	4-7	2-2	0-1-1	2	0	2	0	3	16
BALL STATE	1/13	26	4-6	3-5	1-2	0-2-2	2	1	1	0	0	12
at Kent State	1/16	33	1-6	1-5	3-3	0-4-4	0	1	2	0	1	6
BUFFALO	1/19	36	3-8	2-5	3-5	1-1-2	3	3	0	0	0	11
TOLEDO	1/23	32	1-5	1-3	0-0	0-2-2	4	0	0	1	0	3
NORTHERN ILLINOIS	1/27	33	4-10	3-7	0-0	0-1-1	1	3	1	0	1	11
at Eastern Michigan	1/30	33	4-12	2-5	1-1	0-3-3	1	1	0	0	3	11
at Buffalo	2/2	35	1-6	0-4	7-8	0-2-2	5	0	0	0	1	9
MIAMI (Ohio)	2/6	34	2-9	0-5	0-0	0-1-1	2	2	1	1	2	4
OHIO	2/10	29	1-3	0-2	3-4	0-2-2	1	1	3	0	2	5
at Bowling Green	2/13	33	4-8	1-3	0-0	0-0-0	2	1	0	0	0	9
at Northern Illinois	2/17	34	4-7	3-6	4-7	1-3-4	2	2	2	0	0	15
CENTRAL MICHIGAN	2/20	37	6-13	5-11	0-0	0-3-3	4	2	2	0	0	17
at Ball State	2/23	34	6-9	2-5	0-0	0-4-4	1	2	1	0	0	14
EASTERN MICHIGAN	2/27	29	2-10	1-7	1-2	2-2-4	4	5	1	0	0	6
vs. Central Michigan	3/2	37	1-7	0-4	0-0	0-1-1	1	1	2	0	1	2
vs. Akron	3/5	35	4-8	4-8	2-2	0-5-5	3	1	1	0	3	14



CAREER HIGHS AT WESTERN MICHIGAN UNIVERSITY

Points – 24 vs. Northern Illinois (Jan. 16, 2016)

Field Goals Made – 7 vs. Northern Illinois (Jan. 16, 2016)

Field Goals Attempted – 13 vs. Central Michigan (Feb. 20, 2018)

3-Pt Field Goals Made – 5 vs. Central Michigan (Feb. 20, 2018)

3-Pt Field Goals Attempted – 11 vs. Central Michigan (Feb. 20, 2018)

Free Throws Made – 7 at Buffalo (Feb. 2, 2018)

Free Throws Attempted – 11 vs. Northern Illinois (Jan. 16, 2016)

Rebounds – 8 vs. Stephen F. Austin (Nov. 26, 2015)

Assists – 5 vs. Eastern Michigan (Feb. 27, 2018)

Blocks – 1 vs. San Diego (Nov. 17, 2015); vs. Bowling Green (Jan. 26, 2016); at Washington (Dec. 18, 2016); vs. Central Michigan (March 3, 2017); vs. Toledo (Jan. 23, 2018); vs. Miami (Ohio) (Feb. 6, 2018)

Steals – 3 vs. Northern Illinois (Jan. 16, 2016); at South Carolina (Nov. 13, 2017); vs. South Carolina (Nov. 19, 2017); vs. Chicago State (Dec. 30, 2017); at Toledo (Jan. 9, 2018); at Eastern Michigan (Jan. 30, 2018); vs. Akron (March 5, 2018)

Minutes – 39 vs. Oakland (Dec. 2, 2017)

MOORE'S CAREER NUMBERS AT WESTERN MICHIGAN

Season	G-GS	Min/G	FG-FGA	Pct	3FG-FGA	Pct	FT-FTA	Pct	Off	Def	Tot	Avg	PF	FO	A	TO	Blk	Stl	Pts	Avg
2015-16	31-13	660/21.3	53-145	.366	22-65	.338	41-56	.732	11	57	68	2.2	62	1	41	46	2	19	169	5.5
2016-17	31-17	766/24.7	50-143	.350	34-95	.358	24-38	.632	9	45	54	1.7	70	2	39	25	2	18	158	5.1
2017-18	32-32	982/30.7	100-247	.405	64-164	.390	49-72	.681	8	76	84	2.6	73	2	49	30	2	39	313	9.8
TOTALS	94-62	2408/25.6	203-535	.379	120-324	.370	114-166	.687	28	178	206	2.2	205	5	129	101				

GOODIN



3



THE GOODIN FILE

Full name: Quentin Emmanuel Goodin
 Nickname: Q or QG
 Birthdate/Birthplace: September 3, 1997 in Campbellsville, Ky.
 Parents: Chris and LaQuita Goodin
 Sibling: Tre
 Major: Communication Studies
 Shoe size: 13
 Favorite color: Neutral colors
 Favorite athlete: LeBron James
 Most famous person I've ever met: John Wall
 Other than my parents, the biggest influences in my life: My brother Tre and my daughter Lennox "Lenny" Quinn; my entire family inspires me.
 Mom's advice: "Make smart decisions."
 Favorite sports commentator: Shaq
 Team I look forward to playing the most: Villanova; I'd love to see us play Louisville.
 Favorite snack: Different types of candy but not chocolate

#3 BY THE NUMBERS – WHO ELSE HAS WORN IT?

Ashanti Burgess	2015-16
Justin Cage	2003-07
O'Neil Cooper	2011-12
Kevin Frey	1998-02
Jim Kartholl	1947-50
Pat Kelsey	1995-98
Brandon Randolph	2013-15
Joe Schuessler	2012-13
Tom Simms	1950-51
Brian Walsh	2008-10
John Wiethe	1933-34



TRAVIS STEELE ON GOODIN:

"We need Q to lead the BIG EAST in assists and assist-to-turnover ratio. Q has a special ability to make guys better on both ends of the court. He has to be the head of the snake for our defense, setting the tone for nastiness and toughness on the defensive end."

SPAIN RECAP

Averaged 11.3 points and 5.0 rebounds in 23.3 minutes per game during Xavier's three-game exhibition tour in Spain this summer.

ONE OF XAVIER'S ALL-TIME ASSIST LEADERS

Has 451 career assists, which is eighth on Xavier's all-time career assist chart ... With 213 assists in regular-season league games, he leads all active BIG EAST players ... Dished off 149 assists in 31 games as a junior (tied for 16th-best season in XU history) ... Reached the 100-assist mark for the third straight season ... Only the third player in Xavier history to reach 100 assists as an XU freshman, sophomore and junior; the other two are Anthony Hicks (1979-80, 1980-81 and 1981-82) and Dedrick Finn (2002-03, 2003-04 and 2004-05) ... Only the third XU player to lead the team in assists as a XU freshman, sophomore and junior, joining Finn and Gary Lumpkin (1995-99); Lumpkin led the team in assists four straight years.

AS A JUNIOR (2018-19)

One of the three 2018-19 team captains ... Led the team in assists at 4.8 apg. (third in the BIG EAST) and assist-to-turnover ratio at 1.8 (fifth in the BIG EAST), including 29 assists and only five

QUENTIN GOODIN

6-4 | 194 | SENIOR | GUARD

CAMPBELLVILLE, KY. | TAYLOR COUNTY HIGH SCHOOL

@QUENTINGOODIN | @GOODIN3

turnovers over the last five games ... Second on the team in steals at 1.2 spg. (11th in the BIG EAST) ... Fourth on the team in scoring at 11.0 ppg. (26th in the BIG EAST) ... 20 double-figure scoring games in his 31 games played, including 11 vs. Toledo on March 20 and 14 at Texas on March 24 in the NIT ... Contributed 11 points, four rebounds and four assists in the win over Villanova on Feb. 24 ... Missed four games, including three due to injury and one due to illness ... Entered the season with a streak of 52 straight starts but missed the season opener vs. IUPUI on Nov. 6 with a shoulder injury ... Scored 21 points at Missouri on Dec. 18 and followed that up with a career-high 22 points, a career-high nine rebounds and nine assists vs. Detroit Mercy on Dec. 21 ... Eight assists and no turnovers vs. Miami on Nov. 28 ... Hit 7-of-11 from field en route to 20 points vs. San Diego State on Nov. 20 ... Team-high 15 points vs. Illinois on Nov. 21.

AS A SOPHOMORE (2017-18)

Third in the BIG EAST in assists at 4.9 apg. and third in the BIG EAST in assist-to-turnover ratio at 2.14 ... His 171 assists rank second all-time for Xavier sophomores and eighth overall ... Recorded 17 double-figure scoring games for the season (compared with six as a freshman), including a streak of five straight games in February ... Scored 18 points on 7-of-10 shooting to go with four assists in the Providence win on Feb. 28 ... That came on the heels of 19 points, including 16 in the second half, to go with four rebounds and three assists at Georgetown on Feb. 21; hit all five of his shots from the field, including three



3-pointers, at GU ... Posted a 17-point game at Creighton on Feb. 10 that included the game-winning free throws with 0.3 seconds left ... Averaged 10.5 ppg. over the last 14 games, while shooting 50.5 percent (51-of-101) from the field, including 43.2 percent (16-of-37) from 3-point range ... Dished off a career-high 12 assists to go with 10 points vs. Villanova on Feb. 17 ... Had 11 points to go with five rebounds and three assists vs. Georgetown on Feb. 3, 15 points and five assists vs. Marquette on Jan. 24 and 13 points and five assists at St. John's on Jan. 30 ... Shot 79.1 percent from the free-throw line, including 6-of-6 in the final minute at UNI on Dec. 22 and 4-of-4 in the final five minutes at Marquette on Dec. 27 ... Shot 85.5 percent from the line in the final five minutes of games ... Nine assists and zero turnovers vs. Baylor on Nov. 28... Had a streak of four straight double-figure scoring games that included 10 points at Providence on Jan. 6, 12 points vs. Butler on Jan. 2, 12 vs. DePaul on Dec. 30 and 10 at Marquette on Dec. 27 ... 16 points in the George Washington win on Nov. 23 ... 14 points in the Marshall win on Dec. 19 ... 10 points, five rebounds and eight assists in the Cincinnati win on Dec. 2.

AS A FRESHMAN (2016-17)

Averaged 5.3 apg. after taking over the starting point guard role over the final 17 games of the season, including a season-high and Xavier NCAA Tournament record-tying nine assists in the NCAA First Round win over Maryland ... Dished eight assists at Seton Hall on Feb. 22, at Marquette on Feb. 18 and vs. DePaul on Feb. 8 ... Scored 11 points

vs. Creighton on March 10 in the BIG EAST Tournament ... Sixth in the BIG EAST in assists at 3.4 apg. and fifth in assist-to-turnover ratio (1.8) for all games ... Second in the BIG EAST in assist/turnover ratio for league games at 2.2 and fourth in assists at 3.8 apg. ... 15 points, five assists and a career-high five steals at Creighton on Feb. 4 ... Had seven assists in the Feb. 1 win over Seton Hall ... Season-high 16 points to go with two assists in the win over St. John's on Jan. 29 ... Made his first collegiate start vs. Creighton on Jan. 16 ... Dished off six assists in the Eastern Washington win on Dec. 20 ... Scored 11 points on 3-of-3 shooting, including a 3-pointer, to go with four assists vs. Buffalo on Nov. 14 ... Contributed six points and three rebounds vs. Northern Iowa on Nov. 20, including a pair of big second-half baskets ... Averaged 35.5 minutes over the last 17 games (all starts), including a career-high 40 vs. Villanova on Feb. 11 and 39 in four other games.

AT TAYLOR COUNTY HIGH SCHOOL

Consensus four-star recruit ... 2016 Gatorade State Boys Basketball Player of the Year in Kentucky ... 2016 Associated Press Player of the Year in the state as well ... Four-Time All-State selection, including First Team as a junior and a senior (2015 and 2016) ... Four-time All-District honoree ... 2016 Kentucky Derby Classic Invitee ... 2016 McDonald's All-American nominee ... Averaged 22.9 points and 7.9 rebounds per game for Taylor County, while shooting 47 percent from the field and 72 percent from the free-throw line ... Team finished 25-9 and returned to the Sweet 16 ...

Earned First Team All-State honors as a junior after averaging 21.3 points and 6.2 rebounds per game in helping Taylor County reach the Sweet 16 for the first time since 1983 ... 2015 Adidas All-American and 2015 Under Armour All-American camp invitations ... Finished his career as the all-time leading scorer at Taylor County High School with 2,968 points and a 24.2 ppg. career average ... 773 rebounds (8.1 rpg.), 629 assists (4.1 apg.) and 325 steals (2.7 spg.) during his impressive four-year career ... Basketball coach: Richard Gatewood.



CAREER HIGHS AT XAVIER

Points – 22 vs. Detroit Mercy (Dec. 21, 2018)

Field Goals Made – 7 vs. San Diego State (Nov. 20, 2018) and Providence (Feb. 28, 2018)

Field Goals Attempted – 19 vs. Auburn (Nov. 19, 2018)

3-Pt Field Goals Made – 4 at Creighton (Feb. 4, 2017)

3-Pt Field Goals Attempted – 8 vs. Wisconsin (Nov. 13, 2018)

Free Throws Made – 8 vs. Detroit Mercy (Dec. 21, 2018)

Free Throws Attempted – 13 vs. Detroit Mercy (Dec. 21, 2018)

Rebounds – 9 vs. Detroit Mercy (Dec. 21, 2018)

Assists – 12 vs. Villanova (Feb. 17, 2018)

Blocks – 2 vs. Seton Hall (Feb. 1, 2017)

Steals – 7 vs. Eastern Kentucky (Dec. 15, 2018)

Minutes – 43 vs. Auburn (Nov. 19, 2018)

GOODIN'S CAREER NUMBERS AT XAVIER

Season	G-GS	Min/G	FG-FGA	Pct	3FG-FGA	Pct	FT-FTA	Pct	Off	Def	Tot	Avg	PF	FO	A	TO	Blk	Stl	Pts	Avg
2016-17	38-18	916/24.1	70-200	.350	13-51	.255	42-73	.575	6	71	77	2.0	80	1	131	74	6	34	195	5.1
2017-18	35-35	1039/29.7	106-238	.445	19-63	.302	72-91	.791	9	94	103	2.9	73	0	171	80	7	32	303	8.7
2018-19	31-26	1075/34.7	114-308	.370	42-141	.298	71-107	.664	10	88	98	3.2	76	1	149	85	6	38	341	11.0
TOTALS	104-79	3030/29.1	290-746	.389	74-255	.290	185-271	.683	25	253	278	2.7	229	2	451	239	19	104	839	8.1

QUENTIN GOODIN

2016-17

TEAM	DATE	MIN	FG-FGA	3FG-FGA	FT-FTA	O-D-T	PF	A	TO	BLK	STL	PTS
LEHIGH	11/11	16	1-4	0-2	0-0	1-0-1	2	2	2	0	1	2
BUFFALO	11/14	24	3-3	1-1	4-8	0-1-1	2	4	2	0	0	11
vs. Missouri	11/17	20	0-3	0-1	2-2	0-1-1	0	2	1	0	0	2
vs. Clemson	11/18	10	0-0	0-0	0-0	0-1-1	3	2	3	0	2	0
vs. N. Iowa	11/20	18	3-4	1-1	0-1	0-3-3	0	1	0	0	1	6
N. IOWA	11/26	18	3-4	1-2	0-0	0-3-3	1	0	1	0	0	7
N. DAKOTA ST.	11/29	21	3-4	1-1	0-2	0-0-0	0	1	0	1	1	7
at Baylor	12/3	9	0-0	0-0	0-0	1-0-1	0	2	2	0	0	0
at Colorado	12/7	14	0-3	0-0	0-0	0-2-2	2	1	2	1	1	0
UTAH	12/10	14	1-3	0-1	0-0	0-2-2	1	3	3	0	1	2
WAKE FOREST	12/17	12	0-0	0-0	0-0	0-1-1	1	2	2	0	1	0
EASTERN WASH.	12/20	18	1-2	0-1	2-3	0-0-0	3	6	2	1	1	4
PROVIDENCE	12/28	18	2-5	0-1	0-0	0-2-2	1	1	2	0	1	4
at Georgetown	12/31	7	0-2	0-0	0-0	0-0-0	2	0	0	0	0	0
ST. JOHN'S	1/7	20	1-2	0-1	2-5	0-3-3	0	3	0	0	2	4
at Villanova	1/10	13	0-1	0-1	0-0	0-1-1	2	1	0	0	0	0
at Butler	1/14	3	0-0	0-0	1-2	0-0-0	1	0	0	0	0	1
CREIGHTON	1/16	5	0-2	0-0	0-0	0-0-0	1	1	1	0	1	0
GEORGETOWN	1/22	12	0-3	0-0	0-1	0-3-3	0	1	1	0	2	0
at Cincinnati	1/26	15	2-5	1-1	2-2	0-0-0	2	6	1	0	0	7
at St. John's	1/29	25	4-5	1-1	7-9	0-1-1	4	2	1	0	1	16
SETON HALL	2/1	35	2-11	0-2	4-7	0-1-1	2	7	3	2	1	8
at Creighton	2/4	38	5-17	4-7	1-4	1-2-3	2	5	2	0	5	15
DEPAUL	2/8	29	2-6	0-1	1-2	0-1-1	4	8	2	0	1	5
VILLANOVA	2/11	40	1-14	0-4	1-2	0-6-6	3	6	2	0	0	3
at Providence	2/15	39	3-7	1-2	1-3	0-5-5	4	3	4	0	2	8
at Marquette	2/18	32	0-7	0-4	0-0	0-1-1	5	8	2	0	3	0
at Seton Hall	2/22	35	2-6	0-2	0-0	0-1-1	4	8	2	0	0	4
BUTLER	2/26	34	4-10	0-2	3-4	1-5-6	4	7	6	0	0	11
MARQUETTE	3/1	35	2-6	0-0	1-1	1-3-4	3	5	1	0	0	5
at DePaul	3/4	38	3-8	1-3	1-2	0-2-2	2	3	2	0	2	8
vs. DePaul	3/8	36	6-8	0-2	1-3	0-2-2	4	3	2	0	0	13
vs. Butler	3/9	34	2-6	0-1	1-1	0-2-2	2	1	2	0	1	5
vs. Creighton	3/10	39	5-11	1-2	0-0	0-4-4	1	4	0	0	2	11
vs. Maryland	3/16	39	3-7	0-1	3-3	1-4-5	3	9	5	0	0	9
vs. Florida State	3/18	34	2-8	1-1	1-3	0-1-1	4	5	2	0	1	6
vs. Arizona	3/23	39	1-5	0-1	0-0	0-2-2	3	6	3	1	0	2
vs. Gonzaga	3/25	28	3-8	0-1	3-3	0-5-5	2	2	4	0	0	9

2017-18

TEAM	DATE	MIN	FG-FGA	3FG-FGA	FT-FTA	O-D-T	PF	A	TO	BLK	STL	PTS
MOREHEAD STATE	11/10	19	1-1	0-0	0-1	0-1-1	2	7	4	0	0	2
RIDER	11/13	25	2-4	0-1	2-2	0-0-0	3	6	2	1	0	6
at Wisconsin	11/16	30	1-4	0-1	0-0	1-1-2	3	6	1	0	0	2
HAMPTON	11/20	19	4-7	0-1	2-2	0-0-0	2	5	1	0	2	10
vs. George Wash.	11/23	29	6-9	0-0	4-4	1-3-4	2	4	5	1	4	16
vs. Arizona State	11/24	27	1-6	0-1	2-2	0-2-2	4	6	2	0	0	4
BAYLOR	11/28	26	2-8	0-2	2-2	1-1-2	2	9	0	0	0	6
CINCINNATI	12/2	31	2-8	0-1	6-7	1-4-5	2	8	6	1	0	10
KENT STATE	12/6	25	2-5	1-2	0-0	1-2-3	1	6	0	0	0	5
COLORADO	12/9	29	5-8	0-0	0-0	0-0-0	2	8	2	0	2	10
ETSU	12/16	40	2-8	0-0	1-1	0-4-4	3	6	3	0	1	5
MARSHALL	12/19	34	5-10	0-4	4-6	0-6-6	3	3	0	0	1	14
at UNI	12/22	28	1-4	0-2	6-6	0-4-4	2	5	3	0	1	8
at Marquette	12/27	25	3-4	0-0	4-4	0-1-1	0	5	1	0	2	10
DEPAUL	12/30	29	5-11	0-3	2-3	1-3-4	2	4	2	0	1	12
BUTLER	1/2	28	4-7	0-1	4-5	0-4-4	2	3	0	1	1	12
at Providence	1/6	35	4-10	2-3	0-0	2-3-5	3	4	2	0	0	10
at Villanova	1/10	31	0-7	0-1	0-0	1-3-4	1	3	2	0	2	0
CREIGHTON	1/13	28	1-6	0-1	0-2	0-3-3	1	6	2	0	2	2
ST. JOHN'S	1/17	33	1-5	0-2	4-4	0-6-6	3	7	5	0	1	6
at Seton Hall	1/20	19	3-5	0-0	0-0	0-2-2	1	1	3	0	1	6
MARQUETTE	1/24	35	6-11	3-3	0-0	0-3-3	3	5	1	0	1	15
at St. John's	1/30	34	5-6	2-3	1-2	0-2-2	1	5	2	0	0	13
GEORGETOWN	2/3	34	3-6	2-3	3-4	0-5-5	1	3	2	0	1	11
at Butler	2/6	39	2-5	0-0	1-1	0-6-6	1	3	3	0	0	5
at Creighton	2/10	33	6-12	2-5	3-4	0-3-3	3	2	2	1	2	17
SETON HALL	2/14	32	3-7	2-4	2-4	0-1-1	1	4	1	0	0	10
VILLANOVA	2/17	37	4-9	0-2	2-2	0-3-3	1	12	2	0	0	10
at Georgetown	2/21	29	5-5	3-3	6-7	0-4-4	2	3	4	0	0	19
PROVIDENCE	2/28	36	7-10	1-3	3-3	0-2-2	1	4	4	1	2	18
at DePaul	3/3	24	1-8	0-6	2-2	0-3-3	3	3	2	0	0	4
at St. John's	3/8	29	2-4	0-0	3-4	0-1-1	2	4	1	0	1	7
vs. Providence	3/9	29	3-8	0-3	0-1	0-3-3	2	2	1	0	2	6
vs. Texas Southern	3/16	29	2-5	1-2	1-4	0-2-2	4	7	3	1	0	6
vs. Florida State	3/18	29	2-5	0-0	2-2	0-3-3	4	2	3	0	2	6

2018-19

TEAM	DATE	MIN	FG-FGA	3FG-FGA	FT-FTA	O-D-T	PF	A	TO	BLK	STL	PTS
IUPUI	11/6	DNP										
EVANSVILLE	11/10	15	5-9	3-5	1-2	0-1-1	3	3	0	1	0	14
WISCONSIN	11/13	37	5-18	1-8	2-4	0-2-2	4	5	0	0	0	13
vs. Auburn	11/19	43	3-19	1-7	6-6	1-3-4	2	6	7	1	0	13
vs. San Diego State	11/20	37	7-11	3-5	3-4	0-1-1	2	3	1	0	1	20
vs. Illinois	11/21	30	5-12	1-6	4-7	0-4-4	1	2	4	0	1	15
MIAMI (OHIO)	11/28	33	3-10	0-3	2-2	0-1-1	2	8	0	0	0	8
OAKLAND	12/1	33	1-10	0-3	1-2	0-3-3	0	3	2	0	3	3
OHIO	12/5	DNP										
at Cincinnati	12/8	37	5-12	1-7	1-2	0-2-2	5	5	3	0	1	12
EASTERN KENTUCKY	12/15	34	6-8	1-3	3-3	0-2-2	3	10	3	0	7	16
at Mizou	12/18	39	6-10	3-5	6-8	0-3-3	4	6	3	0	3	21
DETROIT MERCY	12/21	39	6-12	2-4	8-13	3-6-9	3	9	5	0	3	22
at DePaul	12/29	40	2-10	1-7	2-2	0-1-1	4	8	2	1	2	7
SETON HALL	1/2	40	3-10	1-3	4-7	0-6-6	2	6	6	0	1	11
at Marquette	1/6	20	0-3	0-0	1-2	0-2-2	0	2	2	0	0	1
GEORGETOWN	1/9	DNP										
BUTLER	1/13	DNP										
at Villanova	1/18	33	4-7	2-3	2-2	0-0-0	2	3	1	0	2	12
PROVIDENCE	1/23	24	2-6	2-4	0-0	0-0-0	2	1	6	1	1	6
MARQUETTE	1/26	27	4-9	1-2	1-2	0-3-3	1	3	2	1	1	10
at Georgetown	1/31	29	4-8	3-6	3-4	1-3-4	3	4	1	0	0	14
at Creighton	2/3	35	5-12	2-7	1-2	1-3-4	3	7	3	0	1	13
DEPAUL	2/9	38	2-9	1-5	7-8	0-3-3	2	1	3	0	0	12
CREIGHTON	2/13	35	3-10	0-3	1-2	1-4-5	4	4	3	0	4	7
at Providence	2/16	35	5-11	2-4	1-3	0-3-3	4	7	4	0	1	13
at Seton Hall	2/20	37	2-5	1-4	2-2	0-2-2	3	3	5	0	0	7
VILLANOVA	2/24	38	4-12	2-6	1-4	0-4-4	4	4	3	1	1	11
at St. John's	2/28	40	4-8	2-5	3-4	2-2-4	0	3	5	0	2	13
at Butler	3/5	40	3-11	1-4	0-0	1-1-2	3	4	6	0	0	7
ST. JOHN'S	3/9	39	1-6	1-5	0-0	0-7-7	4	7	1	0	1	3
vs. Creighton	3/14	36	3-11	0-4	2-3	0-6-6	2	4	0	0	1	8
vs. Villanova	3/15	42	2-11	0-5	0-0	0-2-2	1	8	2	0	0	4
TOLEDO	3/20	33	4-11	2-5	1-2	0-5-5	1	5	1	0	0	11
at Texas	3/24	37	5-7	2-3	2-5	0-3-3	2	5	1	0	1	14



JONES

4



THE JONES FILE

Full name: Tyrique Daniel Jones

Nickname: Ty, Rique

Birthdate/Birthplace: May 3, 1997 in Hartford, Conn.

Parents: Petronia Bailey and the late Lester Jones

Sibling: Dajoun

Major: Communication Studies

Shoe size: 15

Something people probably don't know about my family: They are from Jamaica.

Favorite food: Stew peas (Jamaican dish)

Favorite snack: Jalapeño Cheetos

Least favorite food: I don't have one. I'll try anything.

Mom's advice: "Do your best and God will do the rest."

Favorite team: Any team that LeBron James is on.

When I was younger: I tried to be like Dwight Howard.

Great sports memory you probably didn't know: I had a 94-yard interception TD run.



#4 BY THE NUMBERS – WHO ELSE HAS WORN IT?

Charles Bronson	2007-08	Mike Kelsey	1968-69
Lenny Brown	1995-99	Joe McNeil	1962-65
Ducky Castelle	1959-60	Art Morthorst	1946-50
James Coleman	1932-33	Tim O'Connell	1965-68
Elias Harden	2017-19	Churchill Odia	2004-05
Jerry Helmers	1969-70	Edmond Summer	2014-17
David Hils	1950-52	Travis Taylor	2011-13
Kenny Jordan	1933-34		



TRAVIS STEELE ON JONES:

"Tyrique needs to be the best big man in the BIG EAST and assert himself physically. He was at the top of the league last year in double-doubles and needs to lead it in rebounding as well. He is the heart and soul of our team."

SPAIN RECAP

Second on the team in scoring (13.7 ppg.) and rebounding (8.0 rpg.) during Xavier's three-game exhibition tour in Spain this summer.

AS A JUNIOR (2018-19)

One of the three 2018-19 team captains ... Has 11 career double-doubles, including 10 as a junior ... Grabbed 11 rebounds to go with a career-high 22 points on 10-of-12 shooting at Texas on March 24 ... 20 double-figure scoring games, including 14 points in the NIT First Round win vs. Toledo on March 20 ... Led the team and was fourth in the BIG EAST Conference in rebounding at 7.7 rpg. ... First in the BIG EAST and 20th in the nation in offensive rebounding at 3.4 rpg.; his offensive rebounding percentage (16.6) was third in the nation (KenPom.com) ... Ranked second on the team and third in the BIG EAST in field goal percentage at 62.4 percent ... Dominant performance at Providence on Feb. 16 with 19 points on 9-of-11 shooting from the field to go with 12 rebounds and two blocks and followed that up with 18 points (all in the first half) and 15 rebounds at Seton Hall on Feb. 20 ... Had 21 points to go with a game-high 11 rebounds vs. Marquette on Jan. 26 ... 20 double-figure scoring games for the season was more

TYRIQUE JONES

6-9 | 239 | SENIOR | FORWARD | BLOOMFIELD, CONN.
BLOOMFIELD HIGH SCHOOL | VERMONT ACADEMY

@TYRIQUEJONES_ | @TYRIQUEJONES_



than double the number that he had in 32 games as a sophomore ... Had 19 points and 10 rebounds vs. Georgetown on Jan. 9 ... Scored 21 points to go with a game-high 12 rebounds at Villanova on Jan. 18 ... Posted a 13-point game and several big plays down the stretch at DePaul on Dec. 29 ... Back-to-back double-doubles with 13 points and 13 rebounds vs. Miami on Nov. 28 and 11 points and 11 rebounds vs. Oakland on Dec. 1.

BIG EAST HONOREE AS A JUNIOR

Earned a spot on the weekly BIG EAST Conference Honor Roll as a junior after averaging 18.0 points and 13.0 rebounds per game in season-opening wins over IUPUI on Nov. 6 and Evansville on Nov. 10, 2018 ... Career-high 20 rebounds in the Evansville win ... 17 points on 8-of-11 shooting with six rebounds and a career-high four steals on Nov. 6 vs. IUPUI.

AS A SOPHOMORE (2017-18)

19 starts as a sophomore ... Missed two straight games with an injury but returned on Feb. 14 vs. Seton Hall to play 11 minutes and contribute nine points ... Fourth on the team and 29th in the BIG EAST in rebounding (4.5 rpg.), including his team-high nine-rebound game vs. Butler on Jan. 2 ... 15-point, six-rebound game vs. Georgetown on Feb. 3 ... First career double-double with 14 points and 11 rebounds vs. Marshall on Dec. 19 ... 19 points on 7-of-8 shooting vs. Rider on Nov. 13 ... Scored in double figures in nine games for the season, including 12 at Providence on Jan. 6, 12 at Marquette on Dec. 27 on 5-of-6 shooting, 13



TYRIQUE JONES

on 6-of-6 shooting on Dec. 6 vs. Kent State and 11 vs. Colorado on Dec. 9; by comparison, he had only four double-figure efforts in 37 games played as a freshman.

AS A FRESHMAN (2016-17)


Started 13 games, including all four NCAA Tournament games ... Scored 13 points on 6-of-7 shooting in the NCAA Second Round win over Florida State on March 18 ... Second on the team in offensive rebounding at 1.6 rpg., which ranked 14th in the BIG EAST despite logging 11.0 minutes per game ... Posted a 13-point game at Marquette on 6-of-8 shooting ... Hit 44 of his last 62 shots from the field (71.0 percent) over his last 15 games ... Hit 8-of-8 from the field at Creighton on Feb. 4 for a career-high 16 points, equaling the best single-game field goal percentage effort by a Musketeer in over 20 years ... Grabbed six rebounds in 16 minutes in his first collegiate start at St. John's on Jan. 29 ... Posted his first career double-figure scoring game vs. St. John's on Jan. 7, contributing 10 points to go with five rebounds and two blocks ... Scored nine points to go with four rebounds and two blocks in the Eastern Washington win on Dec. 20 ... Had a pair of big offensive rebounds and put-back slams in the Utah win on Dec. 10 ... Grabbed a game-high 11 rebounds to go with six points and two blocks, while taking a pair of charges on defense, in the win over Buffalo on Nov. 14.

AT VERMONT ACADEMY

Averaged 19.8 points, 9.7 rebounds, 2.2 blocks, 1.5 steals and 1.7 assists per game at Vermont Academy, his postgraduate season, while shooting 61 percent from the field and 74 percent from the free-throw line ... 2015-16 Class AA All-NEPSAC First Team honors as he led his team to a 27-5 record and won the New England Prep School Athletic Conference (NEPSAC) Championship game for the first time in school history ... As a senior in the 2014-15 season at Vermont Academy, averaged 13.2 points and 7.6 rebounds per game while earning Class AA All-NEPSAC Second Team honors and leading Vermont Academy to a 24-7 record and the Class AA NEPSAC Finals ... Basketball coach: Alex Popp.

BEFORE VERMONT ACADEMY

First Team All-State (*Hartford Courant*) in his final of three seasons at Bloomfield High before attending Vermont Academy ... 10.6 points, 8.4 rebounds and 3.1 blocks per game as a junior, leading his team to the Class S State Semifinals ... Basketball coach: Gary Barcher.



CAREER HIGHS AT XAVIER

Points – 22 at Texas (March 24, 2019)

Field Goals Made – 10 at Texas (March 24, 2019)

Field Goals Attempted – 14 at Villanova (Jan. 18, 2019), at Seton Hall (Feb. 20, 2019)

3-Pt Field Goals Made – N/A

3-Pt Field Goals Attempted – N/A

Free Throws Made – 9 vs. Georgetown (Jan. 9, 2019),

Marquette (Jan. 26, 2019) and Georgetown (Feb. 3, 2018)

Free Throws Attempted – 14 vs. Georgetown (Feb. 3, 2018)

Rebounds – 20 vs. Evansville (Nov. 10, 2018)

Assists – 4 at St. John's (Feb 28, 2019)

Blocks – 4 vs. Evansville (Nov. 10, 2018),

vs. Morehead State (Nov. 10, 2017)

Steals – 4 vs. IUPUI (Nov. 6, 2018)

Minutes – 37 vs. Marquette (Jan. 26, 2019)

JONES' CAREER NUMBERS AT XAVIER

Season	G-GS	Min/G	FG-FGA	Pct	3FG-FGA	Pct	FT-FTA	Pct	Off	Def	Tot	Avg	PF	FO	A	TO	Blk	Stl	Pts	Avg
2016-17	37-13	407/11.0	68-113	.602	0-0	.000	20-41	.488	58	56	114	3.1	74	3	11	27	16	9	156	4.2
2017-18	32-19	479/15.0	84-134	.627	0-0	.000	56-95	.589	47	97	144	4.5	65	1	16	24	19	18	224	7.0
2018-19	34-31	842/24.8	151-242	.624	0-0	.000	82-128	.641	114	148	262	7.7	93	3	27	51	29	28	384	11.3
TOTALS	103-63	1728/16.8	303-489	.620	0-0	.000	158-264	.598	219	301	520	5.0	232	7	54	102	64	55	764	7.4

TYRIQUE JONES

2016-17

TEAM	DATE	MIN	FG-FGA	3FG-FGA	FT-FTA	O-D-T	PF	A	TO	BLK	STL	PTS
LEHIGH	11/11	8	0-0	0-0	0-0	0-1-1	3	0	1	1	1	0
BUFFALO	11/14	21	2-6	0-0	2-4	0-11-11	0	1	1	2	1	6
vs. Missouri	11/17	9	0-2	0-0	0-0	3-1-4	5	1	0	1	0	0
vs. Clemson	11/18	12	1-1	0-0	0-0	1-1-2	4	0	1	0	0	2
vs. N. Iowa	11/20	10	2-3	0-0	0-0	2-1-3	3	0	1	0	0	4
N. IOWA	11/26	11	3-4	0-0	0-0	5-1-6	4	1	1	0	0	6
N. DAKOTA ST.	11/29	17	1-3	0-0	0-0	1-3-4	1	0	1	0	0	2
at Baylor	12/3	9	1-4	0-0	0-2	5-0-5	1	0	2	1	0	2
at Colorado	12/7	6	0-0	0-0	0-2	0-0-0	2	0	1	0	0	0
UTAH	12/10	4	2-2	0-0	0-0	2-0-2	1	0	0	0	0	4
WAKE FOREST	12/17	11	1-3	0-0	0-0	0-3-3	2	0	0	0	0	2
EASTERN WASH.	12/20	10	3-5	0-0	3-4	4-0-4	4	1	0	2	1	9
PROVIDENCE	12/28	9	1-1	0-0	0-0	3-1-4	2	2	1	0	0	2
at Georgetown	12/31	2	0-0	0-0	0-0	0-0-0	2	0	1	0	0	0
ST. JOHN'S	1/7	18	3-6	0-0	4-7	2-3-5	5	1	1	2	1	10
at Villanova	1/10	6	0-0	0-0	0-0	0-0-0	0	0	0	0	0	0
at Butler	1/14	1	0-0	0-0	0-0	0-0-0	0	0	0	0	0	0
CREIGHTON	1/16	0	1-1	0-0	0-0	0-0-0	0	0	0	0	0	2
GEORGETOWN	1/22	7	1-1	0-0	0-0	1-0-1	2	1	0	0	0	2
at Cincinnati	1/26	12	1-1	0-0	4-5	1-4-5	5	1	1	0	0	6
at St. John's	1/29	16	1-6	0-0	0-1	4-2-6	3	0	2	0	1	2
SETON HALL	2/1	5	0-2	0-0	0-0	1-1-2	0	0	0	0	0	0
at Creighton	2/4	18	8-8	0-0	0-0	1-3-4	0	0	0	1	0	16
DEPAUL	2/8	21	3-4	0-0	2-3	2-2-4	1	0	2	0	0	8
VILLANOVA	2/11	9	1-3	0-0	0-2	5-3-8	0	0	0	1	0	2
at Providence	2/15	23	2-6	0-0	0-2	3-3-6	3	0	1	0	0	4
at Marquette	2/18	23	6-8	0-0	1-2	2-2-4	4	1	1	1	0	13
at Seton Hall	2/22	14	4-6	0-0	0-0	3-3-6	2	0	1	1	1	8
BUTLER	2/26	8	1-1	0-0	0-0	1-0-1	1	0	0	0	0	2
MARQUETTE	3/1	7	2-2	0-0	1-1	0-1-1	0	0	0	1	0	5
at DePaul	3/4	15	3-4	0-0	2-5	2-1-3	4	0	2	0	0	8
vs. DePaul	3/8	DNP	-	-	-	-	-	-	-	-	-	-
vs. Butler	3/9	8	1-1	0-0	0-0	0-1-1	1	0	0	0	1	2
vs. Creighton	3/10	7	3-4	0-0	0-0	2-0-2	2	0	2	0	1	6
vs. Maryland	3/16	9	0-1	0-0	0-0	0-1-1	1	0	1	1	0	0
vs. Florida State	3/18	17	6-7	0-0	1-1	2-2-4	3	1	1	0	0	13
vs. Arizona	3/23	14	2-5	0-0	0-0	0-0-0	0	0	1	0	0	4
vs. Gonzaga	3/25	10	2-2	0-0	0-0	0-1-1	3	0	1	0	1	4

2017-18

TEAM	DATE	MIN	FG-FGA	3FG-FGA	FT-FTA	O-D-T	PF	A	TO	BLK	STL	PTS
MOREHEAD STATE	11/10	20	4-7	0-0	3-7	3-6-9	1	2	1	4	1	11
RIDER	11/13	25	7-8	0-0	5-6	2-6-8	2	2	0	3	1	19
at Wisconsin	11/16	17	4-6	0-0	3-4	2-4-6	3	1	0	0	0	11
HAMPTON	11/20	15	4-6	0-0	1-5	1-3-4	2	0	1	1	0	9
vs. George Wash.	11/23	21	3-5	0-0	2-2	3-8-11	2	0	1	0	0	8
vs. Arizona State	11/24	14	4-5	0-0	0-0	0-3-3	3	0	0	0	0	8
BAYLOR	11/28	20	0-2	0-0	1-2	1-6-7	3	0	3	1	0	1
CINCINNATI	12/2	16	4-4	0-0	0-0	1-3-4	1	0	0	0	0	8
KENT STATE	12/6	13	6-6	0-0	1-1	1-1-2	4	0	2	1	2	13
COLORADO	12/9	17	4-7	0-0	3-4	1-6-7	2	1	0	0	0	11
ETSU	12/16	19	2-4	0-0	1-2	1-4-5	2	0	1	2	1	5
MARSHALL	12/19	19	6-8	0-0	2-3	4-7-11	4	1	1	0	1	14
at UNI	12/22	16	3-5	0-0	3-5	0-1-1	3	0	1	0	1	9
at Marquette	12/27	22	5-6	0-0	2-2	0-4-4	5	1	1	0	1	12
DEPAUL	12/30	15	1-3	0-0	0-4	0-3-3	3	1	0	0	1	2
BUTLER	1/2	19	2-4	0-0	0-3	3-6-9	2	1	2	0	0	4
at Providence	1/6	17	4-6	0-0	4-4	2-5-7	2	0	0	0	0	12
at Villanova	1/10	10	2-5	0-0	1-2	1-1-2	2	0	1	0	2	5
CREIGHTON	1/13	DNP										
ST. JOHN'S	1/17	9	0-2	0-0	0-0	1-1-2	1	1	1	0	1	0
at Seton Hall	1/20	15	1-3	0-0	0-1	2-3-5	2	1	1	1	3	2
MARQUETTE	1/24	10	3-3	0-0	0-1	0-1-1	3	0	0	1	0	6
at St. John's	1/30	5	0-0	0-0	0-0	0-3-3	0	0	1	1	1	0
GEORGETOWN	2/3	20	3-5	0-0	9-14	3-3-6	0	0	1	1	1	15
at Butler	2/6	DNP										
at Creighton	2/10	DNP										
SETON HALL	2/14	11	3-3	0-0	3-5	1-1-2	3	0	2	0	0	9
VILLANOVA	2/17	12	1-3	0-0	3-4	0-1-1	1	1	1	0	0	5
at Georgetown	2/21	11	0-2	0-0	0-0	1-2-3	0	0	1	1	0	0
PROVIDENCE	2/28	10	2-4	0-0	0-0	0-1-1	0	0	0	0	0	4
at DePaul	3/3	7	0-0	0-0	1-2	1-0-1	1	0	0	0	0	1
at St. John's	3/8	11	1-2	0-0	1-2	2-0-2	2	0	0	0	0	3
vs. Providence	3/9	12	1-4	0-0	1-1	3-2-5	3	0	1	0	0	3
vs. Texas Southern	3/16	17	2-3	0-0	3-3	3-1-4	1	3	0	2	0	7
vs. Florida State	3/18	14	2-3	0-0	3-6	4-1-5	2	0	0	0	0	7

2018-19

TEAM	DATE	MIN	FG-FGA	3FG-FGA	FT-FTA	O-D-T	PF	A	TO	BLK	STL	PTS
IUPUI	11/6	22	8-11	0-0	1-1	4-2-6	5	1	0	0	4	17
EVANSVILLE	11/10	29	8-12	0-0	3-6	9-11-20	1	2	2	4	1	19
WISCONSIN	11/13	12	2-3	0-0	0-0	1-0-1	4	0	2	0	1	4
vs. Auburn	11/19	24	2-4	0-0	3-4	4-5-9	4	1	0	0	0	7
vs. San Diego State	11/20	15	4-6	0-0	0-2	2-3-5	4	0	1	1	1	8
vs. Illinois	11/21	24	4-5	0-0	0-0	6-3-9	3	2	2	2	1	8
MIAMI (OHIO)	11/28	19	4-11	0-0	5-8	3-10-13	1	0	0	1	0	13
OAKLAND	12/1	26	3-4	0-0	5-6	5-6-11	3	0	0	0	2	11
OHIO	12/5	28	6-10	0-0	3-6	1-3-4	1	1	3	0	0	15
at Cincinnati	12/8	26	1-3	0-0	0-0	3-4-7	1	0	0	0	1	2
EASTERN KENTUCKY	12/15	18	5-5	0-0	4-5	1-3-4	5	0	3	0	1	14
at Mizou	12/18	16	3-4	0-0	1-4	2-3-5	3	0	4	0	0	7
DETROIT MERCY	12/21	DNP										
at DePaul	12/29	23	5-6	0-0	3-4	1-3-4	3	0	0	2	3	13
SETON HALL	1/2	9	0-1	0-0	2-2	1-0-1	2	0	2	1	0	2
at Marquette	1/6	27	1-3	0-0	2-7	1-4-5	2	0	1	0	0	4
GEORGETOWN	1/9	29	5-9	0-0	9-9	4-6-10	3	2	0	0	0	19
BUTLER	1/13	24	2-4	0-0	5-6	4-3-7	5	2	4	1	1	9
at Villanova	1/18	33	7-14	0-0	7-10	9-3-12	3	1	0	1	0	21
PROVIDENCE	1/23	32	6-12	0-0	0-0	4-3-7	0	1	2	0	0	12
MARQUETTE	1/26	37	6-8	0-0	9-12	3-8-11	2	0	2	1	1	21
at Georgetown	1/31	22	2-4	0-0	2-2	3-2-5	2	0	1	1	0	6
at Creighton	2/3	22	5-7	0-0	0-0	2-0-2	3	1	3	2	0	10
DEPAUL	2/9	30	4-9	0-0	1-3	4-5-9	3	2	2	1	2	9
CREIGHTON	2/13	28	5-7	0-0	2-4	4-2-6	3	1	1	1	2	12
at Providence	2/16	33	9-11	0-0	1-2	2-10-12	3	0	2	2	1	19
at Seton Hall	2/20	30	7-14	0-0	4-5	6-9-15	2	2	2	2	1	18
VILLANOVA	2/24	26	3-3	0-0	0-0	3-5-8	4	0	2	1	1	6
at St. John's	2/28	35	4-5	0-0	3-6	6-4-10	3	4	3	2	0	11
at Butler	3/5	25	6-10	0-0	1-3	2-6-8	3	0	2	0	0	13
ST. JOHN'S	3/9	19	3-4	0-0	4-6	3-4-7	2	1	0	0	1	10
vs. Creighton	3/14	13	0-2	0-0	0-0	1-4-5	3	0	1	0	0	0
vs. Villanova	3/15	23	4-8	0-0	0-0	3-2-5	2	1	0	0	1	8
TOLEDO	3/20	29	7-11	0-0	0-0	5-3-8	1	2	1	3	1	14
at Texas	3/24	34	10-12	0-0	2-5	2-9-11	4	0	3	0	1	22



MARSHALL

13



THE MARSHALL FILE

Full name: Naji Maurice Marshall
 Birthdate/Birthplace: January 24, 1998 in Atlantic City, N.J.
 Parents: Rayna Whitted and Maurice Marshall
 Siblings: Maurice, Martia, Craig, Tai, Ausin and Myles; brother Tai plays basketball at Bowie State. Dad, who is now an engineer, was a professional boxer.
 Major: Liberal Arts
 Career goal outside basketball: Giving back to people from my city such as working as a social worker
 Shoe size: 14
 I'm as good as anyone at: Ping Pong
 Favorite city: Las Vegas
 Favorite book: To Kill A Mockingbird
 Favorite sports memory: Dunking on someone in a game
 Favorite quality in others: Loyalty
 Best thing about me as a player: I am a willing and able passer
 Sports hero: Lou Roe, former UMass All-American

#13 BY THE NUMBERS – WHO ELSE HAS WORN IT?

Stephen Duckett	2007-09
Chris Hall	1968-70
Kevin Feeney	2009-11
Makindé London	2014-16
Tommy Malone	1958-59
Brandon McIntosh	1998-99
Malcolm McMullen	1947-49
Bob Petroski	1970-72
Rich Piontek	1959-60
Dave Young	1999-03



NAJI MARSHALL

6-7 | 220 | JUNIOR | FORWARD | ATLANTIC CITY, N.J.
ELEANOR ROOSEVELT HIGH SCHOOL | HARGRAVE MILITARY ACADEMY (VA.)

@NAJMARSHALL | @NAJIMARSHALL

TRAVIS STEELE ON MARSHALL:

“Naji had a great finish to the year last season. He needs to improve his efficiency numbers, including his assist-to-turnover ratio and shooting percentages. Naji should be the best defender in the BIG EAST and a guy that should be a dominant rebounder as well.”

SPAIN RECAP

Made Andy Katz’s list of the five most important BIG EAST players for the upcoming season ... His offseason supports the hype ... Led Xavier in scoring at 19.0 points per game to go with 5.7 rebounds, 4.0 assists and 2.3 steals per game during Xavier’s three-game exhibition tour in Spain this summer.

MARSHALL SEEING 20-20

Averaged 19.5 points, 14.5 rebounds, 4.0 assists and 2.0 steals for Xavier’s two NIT games ... 20 points and a career-high 21 rebounds (fourth double-double of the season and of his career) to go with six assists and four steals in the NIT First Round win over Toledo ... This marked Xavier’s first 20-20 game since David West had 26 points and 21 rebounds in an overtime win over George Washington in the 2000-01 season (2-3-01); the 21 rebounds are the most by a Musketeer since West’s effort vs. GW.

ALL-BIG EAST CONFERENCE

Named 2019-20 preseason First Team All-BIG EAST Conference ... 2018-19 Second Team All-BIG EAST Conference, the third Musketeer to earn first or second team All-BIG EAST honors as a freshman or sophomore, joining Semaj Christon and Trevon Bluiett in 2014 and 2016 respectively.

AS A SOPHOMORE (2018-19)

Led Xavier in scoring at 14.7 ppg., which ranked 12th in the BIG EAST ... Second on the team in rebounding at 7.2 rpg., which was eighth in the BIG EAST, and assists at 3.4 apg., which was 10th in the BIG EAST ... Led the BIG EAST in defensive rebounding at 6.3 rpg. ... Team-high 25 double-figure scoring games, including 10 of his last 11 games ... Missed the St. John’s game on March 9 ... Hit 27 3-pointers during that 11-game stretch, including a career-high five each vs. Creighton on Feb. 13, at Seton Hall on Feb. 20 and at St. John’s on Feb. 28 ... Team-high 16.6 ppg. in BIG EAST regular season play, which ranked 10th in the league ... 21 points with seven rebounds and three steals at Marquette on Jan. 6 ... 16 points at Marquette on Jan. 26 and 16 at Georgetown on Jan. 31 ... Five double-figure rebound games ... 15 points, 10 rebounds and six assists vs. Eastern Kentucky on Dec. 15 ... First career double-double with 24 points and 13 rebounds vs. Wisconsin on Nov. 13 ... Career-high seven assists on Nov. 6 vs. IUPUI and again at Villanova on Jan. 18.



BIG EAST CONFERENCE WEEKLY HONORS AS A SOPHOMORE

BIG EAST Conference weekly honors four times as a sophomore, including March 4 after scoring a career-high 31 points, including a career-high tying five 3-pointers, in the win at St. John’s on Feb. 28 ... BIG EAST Conference Player of the Week after averaging 22.5 points, 6.5 rebounds and 4.5 assists per game in wins at Seton Hall and vs. No. 17 Villanova the week before ... 28 points in the win at Seton Hall on Feb. 20 and 17 points in the win over Villanova on Feb. 24 ... BIG EAST Weekly Honor Roll for his efforts in wins over Creighton on Feb. 13 and at Providence on Feb. 16; led all scorers in the Creighton overtime win with 23 points, scoring 13 of Xavier’s final 16 points, including four of XU’s five points in overtime ... BIG EAST Player of the Week on Dec. 31 for his 19-point, 14-rebound game in the road win in XU’s BIG EAST opener at DePaul on Dec. 29.

AS A FRESHMAN (2017-18)

Unanimous BIG EAST Conference All-Freshman Team selection ... BIG EAST Conference Freshman of the Week four times ... Started 18 games, including each of the last 11 ... Season-high 12 rebounds vs. Providence in the BIG EAST Tournament on March 9 ... 20 points vs. Seton Hall on Feb. 14 ... 15 points in the win at Butler on Feb. 6; six of his 15 points came in overtime, including a big 3-pointer to start the overtime ... 12 double-figure scoring games.

AT HARGRAVE MILITARY ACADEMY

Played at Hargave Military Academy in the 2016-17 season, averaging 20.7 ppg. and 11.4 rpg. ... Hargrave Military Academy is the same school that sent Xavier a pair of XU Hall of Famers: 2003 National Player of the Year, two-time NBA All-Star and two-time NBA Champion David West and former conference defensive player of the year Stanley Burrell ... Basketball coach: A.W. Hamilton.

AT ELEANOR ROOSEVELT

Led Eleanor Roosevelt to the 2015-16 Maryland 4A State Championship, while averaging 18 ppg., 7 rpg. and 4 apg. as a senior ... 2015-16 Conference Player of the Year ... 2015-16 First Team All-Metro ... Basketball coach: Brendan O’Connell.



CAREER HIGHS AT XAVIER

Points – 31 at St. John’s (Feb. 28, 2019)
Field Goals Made – 11 at Seton Hall (Feb 20, 2019)
Field Goals Attempted – 23 at Seton Hall (Feb 20, 2019)
3-Pt Field Goals Made – 5 vs Creighton (Feb 13, 2019), at Seton Hall (Feb. 20, 2019), at St. John’s (Feb. 28, 2019)
3-Pt Field Goals Attempted – 12 at Seton Hall (Feb. 20, 2019), at St. John’s (Feb. 28, 2019)
Free Throws Made – 10 at St. John’s (Feb. 28, 2019)

Free Throws Attempted – 12 at St. John’s (Feb. 28, 2019)
Rebounds – 21 vs. Toledo (Mar. 20, 2019)
Assists – 7 at Villanova (Jan. 18, 2019), vs. IUPUI (Nov. 6, 2018)
Blocks – 3 vs. Texas Southern (Mar. 16, 2018)
Steals – 4 vs. Toledo (Mar. 20, 2019), vs. Miami (Ohio) (Nov. 28, 2018)
Minutes – 44 at Texas (Mar. 24, 2019)

MARSHALL’S CAREER NUMBERS AT XAVIER

Season	G-GS	Min/G	FG-FGA	Pct	3FG-FGA	Pct	FT-FTA	Pct	Off	Def	Tot	Avg	PF	FO	A	TO	Blk	Stl	Pts	Avg
2017-18	35-18	764/21.8	96-181	.530	15-43	.349	64-85	.753	41	113	154	4.4	59	0	57	56	10	23	271	7.7
2018-19	33-33	1186/35.9	166-421	.394	48-173	.277	104-144	.722	29	208	237	7.2	89	3	112	108	7	37	484	14.7
TOTALS	68-51	1950/28.7	262-602	.435	63-216	.292	168-229	.734	70	321	391	5.8	148	3	169	164	17	60	755	11.1

NAJI MARSHALL

2017-18

TEAM	DATE	MIN	FG-FGA	3FG-FGA	FT-FTA	O-D-T	PF	A	TO	BLK	STL	PTS
MOREHEAD STATE	11/10	21	4-4	1-1	3-5	1-3-4	1	2	2	1	1	12
RIDER	11/13	17	2-4	0-2	1-3	0-1-1	3	2	1	0	1	5
at Wisconsin	11/16	13	0-2	0-0	1-2	0-0-0	1	0	3	0	0	1
HAMPTON	11/20	22	5-7	0-0	2-2	2-5-7	1	0	2	0	0	12
vs. George Wash.	11/23	15	4-6	0-0	0-0	0-1-1	2-0	0	0	0	0	8
vs. Arizona State	11/24	18	3-5	0-0	3-4	1-4-5	0	0	0	0	0	9
BAYLOR	11/28	12	3-5	0-1	4-6	3-1-4	0	1	0	0	0	10
CINCINNATI	12/2	16	0-1	0-0	3-4	1-3-4	1	4	2	0	0	3
KENT STATE	12/6	24	3-5	0-1	0-0	1-6-7	0	2	1	0	0	6
COLORADO	12/9	18	3-4	0-0	3-4	1-1-2	3	1	2	1	0	9
ETSU	12/16	23	5-6	1-1	4-4	0-5-5	2	2	1	1	1	15
MARSHALL	12/19	15	3-6	1-1	0-0	1-1-2	0	4	2	0	2	7
at UNI	12/22	17	2-2	1-1	1-2	0-1-1	0	1	1	2	1	6
at Marquette	12/27	20	4-9	1-2	2-3	1-2-3	1	1	2	0	0	11
DEPAUL	12/30	17	0-2	0-1	0-0	2-1-3	2	2	4	0	0	0
BUTLER	1/2	19	3-5	0-1	2-5	2-4-6	0	1	2	0	1	8
at Providence	1/6	17	1-5	0-1	0-0	0-4-4	1	0	1	0	0	2
at Villanova	1/10	26	4-7	0-2	5-5	1-1-2	3	2	1	0	0	13
CREIGHTON	1/13	26	4-9	1-3	1-2	1-2-3	3	1	1	0	1	10
ST. JOHN'S	1/17	23	2-3	1-2	0-0	2-2-4	2	4	1	0	0	5
at Seton Hall	1/20	17	2-5	1-2	0-0	0-1-1	2	0	0	0	1	5
MARQUETTE	1/24	30	4-8	0-1	2-2	0-3-3	1	4	1	0	0	10
at St. John's	1/30	18	2-4	1-2	2-2	2-3-5	1	0	4	0	3	7
GEORGETOWN	2/3	15	2-6	0-1	2-2	1-1-2	1	1	0	0	2	6
at Butler	2/6	38	4-5	1-2	6-7	1-5-6	4	1	2	0	1	15
at Creighton	2/10	17	2-5	0-1	0-0	2-3-5	4	2	2	0	1	4
SETON HALL	2/14	31	7-11	1-3	5-6	1-5-6	2	2	2	0	1	20
VILLANOVA	2/17	33	4-11	1-2	2-2	2-6-8	2	0	0	0	0	11
at Georgetown	2/21	37	8-10	2-3	3-4	3-4-7	2	4	0	0	3	21
PROVIDENCE	2/28	31	1-4	1-2	3-4	3-2-5	2	2	2	0	1	6
at DePaul	3/3	29	1-2	0-1	0-0	0-11-11	3	2	4	1	1	2
at St. John's	3/8	26	1-2	0-0	3-4	1-6-7	4	4	1	1	0	5
vs. Providence	3/9	35	2-9	0-2	0-0	4-8-12	3	3	1	0	0	4
vs. Texas Southern	3/16	16	1-1	0-0	1-1	1-5-6	2	1	3	3	0	3
vs. Florida State	3/18	12	0-1	0-1	0-0	0-2-2	0	1	1	0	1	0

2018-19

TEAM	DATE	MIN	FG-FGA	3FG-FGA	FT-FTA	O-D-T	PF	A	TO	BLK	STL	PTS
IUPUI	11/6	36	4-13	0-6	5-7	2-2-4	3	7	3	0	1	13
EVANSVILLE	11/10	22	2-6	1-2	1-2	0-8-8	5	4	5	0	0	6
WISCONSIN	11/13	39	10-15	2-5	2-4	1-12-13	3	1	3	0	1	24
vs. Auburn	11/19	41	3-9	2-6	2-2	3-5-8	1	2	7	0	2	10
vs. San Diego State	11/20	34	2-9	1-5	3-4	1-5-6	4	5	0	0	1	8
vs. Illinois	11/21	33	4-9	0-4	5-7	0-6-6	4	5	5	0	1	13
MIAMI (OHIO)	11/28	28	7-10	2-3	1-1	0-6-6	1	2	2	0	4	17
OAKLAND	12/1	32	6-10	0-1	2-2	1-4-5	1	2	2	0	0	14
OHIO	12/5	33	6-12	1-4	4-6	2-5-7	0	4	4	1	1	17
at Cincinnati	12/8	38	2-13	1-8	3-4	1-6-7	1	1	2	1	0	8
EASTERN KENTUCKY	12/15	36	6-10	1-4	2-4	0-10-10	3	6	6	1	2	15
at Mizou	12/18	36	2-10	0-3	1-3	1-10-11	3	2	3	0	0	5
DETROIT MERCY	12/21	DNP										
at DePaul	12/29	33	5-12	2-4	7-8	2-12-14	3	4	4	0	1	19
SETON HALL	1/2	36	2-10	0-3	3-4	0-7-7	3	3	3	1	1	7
at Marquette	1/6	40	7-17	0-3	7-8	0-7-7	2	0	4	1	3	21
GEORGETOWN	1/9	40	4-13	0-1	5-8	0-5-5	3	3	1	0	2	13
BUTLER	1/13	40	4-13	1-7	5-6	2-2-4	3	3	2	0	0	14
at Villanova	1/18	40	5-16	1-7	4-5	0-6-6	3	7	2	0	1	15
PROVIDENCE	1/23	26	3-5	1-2	2-2	0-4-4	4	4	3	0	1	9
MARQUETTE	1/26	38	6-15	2-6	2-4	1-2-3	4	2	3	1	1	16
at Georgetown	1/31	38	6-13	3-4	1-2	0-5-5	3	2	3	0	0	16
at Creighton	2/3	26	2-6	0-4	2-2	1-2-3	2	4	6	0	0	6
DEPAUL	2/9	36	7-15	2-3	6-7	0-4-4	5	4	5	1	1	22
CREIGHTON	2/13	41	9-22	5-11	0-0	1-6-7	1	5	3	0	0	23
at Providence	2/16	39	6-11	2-5	0-0	0-7-7	4	4	3	0	0	14
at Seton Hall	2/20	39	11-23	5-12	1-4	1-5-6	3	5	4	0	1	28
VILLANOVA	2/24	40	6-12	2-8	3-6	0-7-7	1	4	3	0	1	17
at St. John's	2/28	37	8-19	5-12	10-12	0-6-6	1	1	3	0	3	31
at Butler	3/5	35	4-14	1-6	2-3	1-7-8	3	1	4	0	1	11
ST. JOHN'S	3/9	DNP										
vs. Creighton	3/14	35	4-12	1-5	2-4	2-6-8	2	3	2	0	1	11
vs. Villanova	3/15	40	1-12	0-7	0-0	0-6-6	5	4	3	0	2	2
TOLEDO	3/20	35	5-16	1-6	9-9	4-17-21	1	6	2	0	4	20
at Texas	3/24	44	7-19	3-6	2-4	2-6-8	4	2	3	0	0	19



SCRUGGS



THE SCRUGGS FILE

Full name: Paul Edward Scruggs

Nickname: Scrizzel

Birthdate/Birthplace: March 9, 1998 in Indianapolis, Ind.

Parents: Dan and Brenda Scruggs

Siblings: J.W., Dominique, Jeremy, Nick, Aaron, Dan III

Major: Liberal Arts

Career goal outside basketball: Own my own business

Shoe size: 13.5

Best thing about me as a player: I pass first

Best thing about me as a person: I am very easy to talk to

Pre-game ritual: Listen to old-school R&B music

My favorite place that I have visited: The Bahamas

Food that I don't like: Vegetables

Favorite athlete/team: LeBron James; the team that LeBron James is playing for

Favorite TV shows: Spongebob and Tom & Jerry; I love to watch cartoons

Best birthday gift ever: Seeing my family



#1 BY THE NUMBERS – WHO ELSE HAS WORN IT?

Josh Duncan	2004-08
Jalen Reynolds	2012-16
Jaison Williams	2001-02



PAUL SCRUGGS

6-4 | 196 | JUNIOR | GUARD | INDIANAPOLIS, IND.
SOUTHPORT HIGH SCHOOL | PROLIFIC PREP (CALIF.)

THE1PAULSCRUGGS | @THE1PAULSCRUGGS



TRAVIS STEELE ON SCRUGGS:

"Paul made a big jump from his freshman to sophomore year. We need that same jump from him this year. He is one of our better shooters. He's tough and he is competitive. When you think of a BIG EAST guard, you think of Paul Scruggs. He's physical, strong and tough."

SPAIN RECAP

Contributed 4.3 points, 4.3 rebounds and 3.0 assists per game during Xavier's three-game exhibition tour in Spain this summer.

PRESEASON BIG EAST HONOREE

Named 2019-20 preseason honorable mention All-BIG EAST Conference by the league coaches.

2019 ALL-BIG EAST TOURNAMENT HONORS

Named to the BIG EAST Conference Championship All-Tournament Team ... Averaged 18.5 points, 7.0 rebounds and 5.0 assists for Xavier's two tournament games ... Led Xavier with a career-high 28 points on a career-high tying nine field goals, a career-high 11 rebounds and seven assists (one shy of his career high) in the 71-67 overtime loss to eventual champion Villanova in the semifinals on March 15.

AS A SOPHOMORE (2018-19)

Started each of Xavier's 35 games, the only Musketeer who started every game ... Second on the team in scoring (21st in the BIG EAST at 12.3 ppg.), including a game-high 22 points in the win over St. John's on March 9 ... 14 points with six rebounds in the Villanova win on Feb. 24 and a team-high tying 21-point game on Jan. 26 vs. Marquette to go with five assists and three steals ... Second on the team in double-figure scoring games with 23 ... Second on the team in 3-point field goal percentage (.375) ... Led the team in steals at 1.2 spg. (10th in the BIG EAST) and was third in assists at 3.3 apg. (12th in the BIG EAST) ... Contributed 4.9 rebounds per game (fourth on the team) ... Hit a career-high five 3-pointers vs. Butler on Jan. 13; led Xavier with 23 points to go with eight rebounds and six assists in the Butler win ... Team-high 22-point effort on the strength of nine made field goals vs. Seton Hall on Jan. 2 and his first career double-double with 17 points and 10 rebounds at Marquette on Jan. 6 ... Had his streak of eight straight double-figure scoring games snapped at Missouri on Dec. 18 ... Had one of his best games on Dec. 5 vs. Ohio, leading Xavier with 21 points on 8-of-9 shooting from the field to go with five rebounds and career highs of eight assists and four steals ... 24 points vs. Evansville on Nov. 10 ... 16

points, seven rebounds, four assists and three steals on Nov. 19 vs. Auburn.

SCRUGGS EARNED BIG EAST WEEKLY HONORS AS A SOPHOMORE


BIG EAST Conference Weekly Honor Roll for the second time in the 2018-19 season after averaging 17.5 points, 5.5 rebounds and 2.0 assists in Xavier's games at Butler on March 5 and vs. St. John's on March 9, including a game-high 22 points on his 21st birthday on March 9 in the win over St. John's ... Also earned it for his efforts in the wins over Georgetown on Jan. 9 and Butler on Jan. 13; averaged 16.5 points, 6.5 rebounds, 5.0 assists, 1.0 steals and 0.5 blocks for the two games.

AS A FRESHMAN (2017-18)

Three of his five double-figure scoring games came in the last five games of the season, including 11 in the outright regular season BIG EAST Championship clinching victory at DePaul on March 3 and 11 in the NCAA Tournament clash with Florida State on March 18 ... Scored a season-high 15 points in the BIG EAST Tournament game vs. Providence on March 9 (his 20th birthday), hitting 4-of-5 from the field, including 2-of-2 3-pointers ... Nine points and two assists in 13 minutes vs. Seton Hall on Feb. 14 ... Averaged 6.0 points, 1.8 assists and 0.9 turnovers in 17.6 minutes per game over the last 17 games compared with 3.9 points, 1.7 assists and 1.9 turnovers in 15.9 minutes per game for his first 17 games ... Had 10 points and two assists in the Marquette win on Jan. 24 and six points and a career-high five assists in the win at Seton Hall on Jan. 20 ... Dished out four assists with zero turnovers at Marquette on Dec. 27 ... Scored 13 points vs. Rider on Nov. 13 ... Scored six points to go with four rebounds, four assists, a block and two steals with zero turnovers in 24 minutes in his collegiate debut vs. Morehead State on Nov. 10.

AT SOUTHPORT AND PROLIFIC PREP

Played at Southport High School (Ind.) under Kyle Simpson for three years before transferring to Prolific Prep (Calif.) for his senior year ... During his three years at Southport he averaged 16.4 ppg., 7.4 rpg., 4.5 apg., and 2.3 spg., including 19.8 ppg., 7.9 rpg., 4.1 apg. and 3.0 spg. as a junior ... 2016 Indiana Mr. Basketball Candidate ... Two-time attendee at the Stephen Curry Select All-American Camp ... Transferred to Prolific Prep in Napa, California for his senior season under Billy McKnight, but played only five games before having his season cut short by an injury in December of 2016.



CAREER HIGHS AT XAVIER

Points – 28 vs. Villanova (March 15, 2019)

Field Goals Made – 9 vs. Seton Hall (Jan. 2, 2019) and Villanova (March 15, 2019)

Field Goals Attempted – 18 vs. Seton Hall (Jan. 2, 2019) and St. John's (Mar. 09, 2019)

3-Pt Field Goals Made – 5 vs. Butler (Jan. 13, 2019)

3-Pt Field Goals Attempted – 9 vs. Toledo (March 20, 2019)

Free Throws Made – 7 at Marquette (Jan. 6, 2019)

Free Throws Attempted – 9 vs. Villanova (March 15, 2019)

Rebounds – 11 vs. Villanova (March 15, 2019)

Assists – 8 vs. Ohio (Dec. 5, 2018)

Blocks – 3 vs. Miami (Ohio) (Nov. 28, 2018)

Steals – 4 vs. Ohio (Dec. 5, 2018)

Minutes – 45 vs. Villanova (March 15, 2019)

SCRUGG'S CAREER NUMBERS AT XAVIER

Season	G-GS	Min/G	FG-FGA	Pct	3FG-FGA	Pct	FT-FTA	Pct	Off	Def	Tot	Avg	PF	FO	A	TO	Blk	Stl	Pts	Avg
2017-18	34-0	571/16.8	60-132	.455	14-46	.304	34-47	.723	5	62	67	2.0	66	1	59	49	9	18	168	4.9
2018-19	35-35	1151/32.9	154-334	.461	51-136	.375	70-95	.737	45	127	172	4.9	98	4	117	95	18	43	429	12.3
TOTALS	69-35	1722/25.0	214-466	.459	65-182	.357	104-142	.732	50	189	239	3.5	164	5	176	144	27	61	597	8.7

PAUL SCRUGGS

2017-18

TEAM	DATE	MIN	FG-FGA	3FG-FGA	FT-FTA	O-D-T	PF	A	TO	BLK	STL	PTS
MOREHEAD STATE	11/10	24	3-7	0-2	0-0	0-4-4	2	4	0	1	2	6
RIDER	11/13	20	5-9	1-4	2-3	0-4-4	2	1	0	0	0	13
at Wisconsin	11/16	17	1-2	0-0	0-0	0-1-1	0	1	1	0	0	2
HAMPTON	11/20	24	2-6	1-2	1-2	1-2-3	3	3	2	0	0	6
vs. George Wash.	11/23	14	3-3	0-0	1-3	0-1-1	0	1	2	0	0	7
vs. Arizona State	11/24	14	0-1	0-0	4-4	0-1-1	1	0	3	0	0	4
BAYLOR	11/28	13	0-1	0-1	0-0	0-2-2	1	2	2	0	1	0
CINCINNATI	12/2	11	0-1	0-0	0-0	0-2-2	1	0	2	0	0	0
KENT STATE	12/6	20	0-3	0-1	1-2	1-1-2	2	2	2	1	1	1
COLORADO	12/9	14	2-3	0-0	1-2	1-1-2	3	1	3	0	0	5
ETSU	12/16	DNP										
MARSHALL	12/19	18	2-6	0-0	2-2	0-3-3	1	3	2	0	0	6
at UNI	12/22	12	1-3	0-2	0-0	0-1-1	2	0	3	0	1	2
at Marquette	12/27	16	1-3	0-2	0-0	0-1-1	0	4	0	0	0	2
DEPAUL	12/30	14	2-5	0-3	0-0	0-0-0	1	2	2	0	2	4
BUTLER	1/2	12	0-1	0-1	0-0	0-2-2	0	3	0	1	0	0
at Providence	1/6	8	0-0	0-0	0-0	0-1-1	1	1	4	1	0	0
at Villanova	1/10	20	3-4	0-1	2-2	1-2-3	4	1	5	0	1	8
CREIGHTON	1/13	21	2-5	2-3	0-0	0-1-1	2	2	1	1	2	6
ST. JOHN'S	1/17	11	2-4	1-1	0-0	0-0-0	1	2	1	0	0	5
at Seton Hall	1/20	23	2-6	0-3	2-4	0-1-1	3	5	1	0	1	6
MARQUETTE	1/24	18	4-6	1-2	1-1	0-1-1	2	2	0	0	1	10
at St. John's	1/30	16	2-2	1-1	1-2	0-2-2	2	1	0	2	1	6
GEORGETOWN	2/3	20	1-3	1-2	2-2	0-1-1	5	3	1	0	0	5
at Butler	2/6	19	1-2	0-0	0-0	0-3-3	3	2	0	0	0	2
at Creighton	2/10	13	1-5	0-1	0-0	0-2-2	1	0	2	0	0	2
SETON HALL	2/14	13	3-6	1-2	2-2	0-1-1	2	2	1	0	0	9
VILLANOVA	2/17	14	2-2	0-0	1-1	0-4-4	4	0	2	0	1	5
at Georgetown	2/21	15	2-4	0-1	0-0	0-2-2	3	1	1	0	1	4
PROVIDENCE	2/28	15	0-1	0-0	1-2	0-1-1	4	1	1	0	0	1
at DePaul	3/3	17	5-8	1-2	0-0	1-3-4	1	1	0	2	11	
at St. John's	3/8	19	0-3	0-2	0-0	0-5-5	1	2	0	1	0	0
vs. Providence	3/9	22	4-5	2-2	5-5	0-2-2	4	1	1	0	1	15
vs. Texas Southern	3/16	20	1-3	1-3	1-2	0-3-3	3	3	2	1	0	4
vs. Florida State	3/18	24	3-9	1-2	4-6	0-1-1	1	2	1	0	0	11

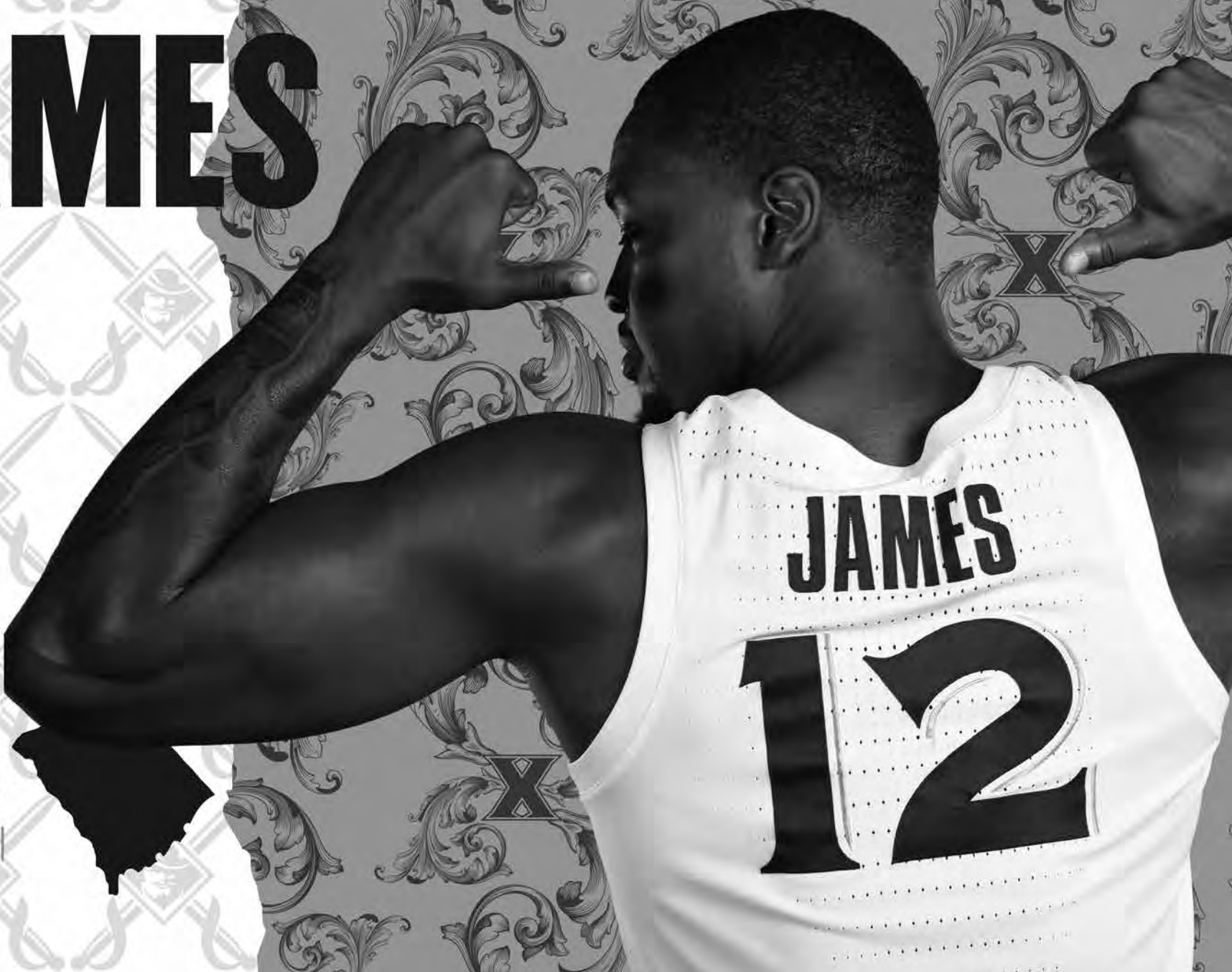
2018-19

TEAM	DATE	MIN	FG-FGA	3FG-FGA	FT-FTA	O-D-T	PF	A	TO	BLK	STL	PTS
IUPUI	11/6	24	2-3	1-2	0-1	1-5-6	5	4	4	0	2	5
EVANSVILLE	11/10	34	8-15	4-7	4-6	3-3-6	3	5	1	0	1	24
WISCONSIN	11/13	23	3-5	0-2	0-1	0-0-0	3	2	3	0	0	6
vs. Auburn	11/19	34	5-10	2-4	4-4	2-5-7	4	4	4	2	3	16
vs. San Diego State	11/20	34	5-15	0-5	1-1	1-5-6	5	2	1	0	3	11
vs. Illinois	11/21	31	4-8	0-1	2-3	1-7-8	2	4	1	1	0	10
MIAMI (OHIO)	11/28	21	5-6	2-3	0-0	0-0-0	3	2	1	3	0	12
OAKLAND	12/1	30	4-8	0-0	2-2	1-4-5	5	4	2	1	3	10
OHIO	12/5	31	8-9	3-4	2-2	3-2-5	4	8	4	0	4	21
at Cincinnati	12/8	31	4-8	1-2	2-2	3-2-5	3	0	3	1	1	11
EASTERN KENTUCKY	12/15	19	5-5	2-2	2-2	1-3-4	3	0	4	0	2	14
at Mizou	12/18	35	1-7	1-2	3-4	1-2-3	4	2	4	0	0	6
DETROIT MERCY	12/21	30	3-7	1-1	2-2	2-3-5	2	3	8	2	2	9
at DePaul	12/29	38	4-10	2-6	1-2	0-4-4	3	2	1	0	0	11
SETON HALL	1/2	39	9-18	2-5	2-3	4-0-4	3	3	0	0	1	22
at Marquette	1/6	33	5-11	0-1	7-8	4-6-10	5	1	0	1	0	17
GEORGETOWN	1/9	40	3-9	0-2	4-4	0-5-5	1	4	1	0	1	10
BUTLER	1/13	40	8-15	5-8	2-3	2-6-8	1	6	2	1	1	23
at Villanova	1/18	36	3-8	1-2	0-0	1-3-4	1	4	3	0	1	7
PROVIDENCE	1/23	37	5-11	2-6	2-2	1-1-2	3	4	5	0	3	14
MARQUETTE	1/26	38	8-15	3-4	2-2	0-4-4	3	5	0	1	3	21
at Georgetown	1/31	40	6-14	3-6	0-0	0-7-7	4	3	4	0	1	15
at Creighton	2/3	36	2-7	1-4	0-0	0-5-5	1	4	0	0	3	5
DEPAUL	2/9	37	5-11	2-7	1-2	1-4-5	2	3	6	1	1	13
CREIGHTON	2/13	27	1-4	0-2	1-2	2-6-8	1	4	5	2	0	3
at Providence	2/16	30	2-5	1-1	1-2	0-2-2	3	6	5	0	2	6
at Seton Hall	2/20	21	0-3	0-1	1-2	1-3-4	2	3	4	1	0	1
VILLANOVA	2/24	32	4-7	2-4	4-6	0-6-6	2	2	0	0	0	14
at St. John's	2/28	28	2-4	0-2	2-2	0-1-1	3	2	4	0	1	6
at Butler	3/5	30	5-10	2-7	1-2	0-5-5	3	0	1	0	1	13
ST. JOHN'S	3/9	40	7-18	2-8	6-8	1-5-6	3	4	3	0	0	22
vs. Creighton	3/14	38	3-10	0-5	3-4	0-3-3	3	3	1	0	0	9
vs. Villanova	3/15	45	9-14	4-7	6-9	4-7-11	2	7	4	0	2	28
TOLEDO	3/20	34	4-15	2-9	0-0	4-2-6	1	3	2	0	0	10
at Texas	3/24	35	2-9	0-4	0-2	1-1-2	2	4	2	0	1	4



JAMES

12



THE JAMES FILE

Full name: Dontarius Keviunte James

Nickname/Name I prefer: Don

Birthdate/Birthplace: Sept. 21, 1999 in Lancaster, S.C.

Parents: Camellia and Cedric Trusdale

Siblings: Tanas, Tamia and Gavin

Major: Sport Management

Shoe size: 14

Favorite pregame: Snickerdoodle frappuccino from Starbucks

Most thrilling moment in sports to date: Making the ESPN SportsCenter "Top 10" for one of my dunks

Favorite lesson from my parents: Treat others the way you want to be treated

Favorite athlete: Michael Phelps

Most famous person that I've ever met: Drake

Why I chose Xavier: The family that has been built here. I wanted to be a part of it.

You'd be surprised to know: My 11-year-old sister Tamia is already 6-feet tall

#12 BY THE NUMBERS – WHO ELSE HAS WORN IT?

Cullen Barr	2016-17	Brad Redford	2008-13
Mike Cobb	1985-86	Franny Stahl	1955-56
Darnell Dawson	1973-74	Nick Vanderpohl	2017-18
Dedrick Finn	2002-06	Conny Warren	1970-73
Steve Gentry	1990-94		
Dale Haarman	1975-77		
Richard Korb	1948-51		
Gary Lumpkin	1995-99		
Gary Massa	1977-81		
Rich Piontek	1959-60		
Ricky Reder	1968-70		



DONTARIUS JAMES

6-7 | 228 | SOPHOMORE | FORWARD | KERSHAW, S.C.
ANDREW JACKSON (S.C.) HIGH SCHOOL | HUNTINGTON PREP (W.VA.)

@DONTARIUS_JAMES | @DONTARIUSJAMES

TRAVIS STEELE ON JAMES:

"Dontarius didn't play much as a freshman, but usually the biggest jump guys make is from freshman to sophomore year. Don can really shoot the ball. He can rebound and defend. If you can do those three things, then you have the chance to be a really good player. An injury kept him from playing this summer in Spain. We look forward to getting him back on the floor."

AS A MUSKETEER (2018-19)

Played in 12 games as a freshman, including two minutes vs. Toledo on March 20 ... Grabbed two rebounds in six minutes of action vs. Detroit Mercy on Dec. 21 ... Hit his first field goal, a 3-pointer, vs. Miami (Ohio) on Nov. 28 ... Played a season-high eight minutes vs. Oakland on Dec. 1.

AT HUNTINGTON PREP (2017-18)

Averaged 9.3 points, 6.0 rebounds, 1.8 assists and 1.2 steals per game in his one season at Huntington Prep in Huntington, West Virginia ... Shot 85 percent from the free-throw line ... Posted four 20-point games, including double-doubles in a pair of wins: 21 points and 10 rebounds vs. Hargrave Military and 22 points and 10 rebounds vs. Elyria Catholic ... Injuries limited him to 20 games ... Missed about one-and-a-half months after fracturing his cheek bone in an ice skating accident ... An ankle injury after his return cost him more time ... Basketball coach: Arkel Bruce.

HUNTINGTON PREP COACH ARKEL BRUCE:

"Dontarius comes from a great family. Dontarius can do a little bit of everything on offense and defense. He is an exceptional shooter and a strong kid. He could probably play the 2 through the 4 position and possibly even some five in certain situations."

AT ANDREW JACKSON HIGH SCHOOL

Played three seasons at Andrew Jackson High School in his hometown of Kershaw, S.C. ... All-State, All-Region IV Player of the Year and Lancaster County Player of the Year in each of his final two seasons ... Averaged 28.3 points, 12.5 rebounds, 2.7 assists and 2.4 blocks as a junior ... Averaged 23.3 ppg. and 11.1 rpg. as a sophomore while leading his team to a Regional Championship ... Basketball coach: Danny Wright.

ANDREW JACKSON HEAD COACH DANNY WRIGHT:

"James can really shoot the ball and he really works at it. James' work ethic was phenomenal. He was always the first one in the gym and the last one to leave. Even if I thought he shot well, if he didn't think he shot well at practice, he'd be back in the gym getting shots up on The Gun or working on his ball-handling skills. The way he worked rubbed off on the other players. He set the tone and changed our culture."



DONTARIUS JAMES

2018-19

TEAM	DATE	MIN	FG-FGA	3FG-FGA	FT-FTA	O-D-T	PF	A	TO	BLK	STL	PTS
IUPUI	11/6	4	0-2	0-1	0-0	0-0-0	0	0	1	0	0	0
EVANSVILLE	11/10	6	0-0	0-0	0-0	0-1-1	1	1	0	0	0	0
WISCONSIN	11/13	DNP										
vs. Auburn	11/19	DNP										
vs. San Diego State	11/20	3	0-0	0-0	0-0	0-0-0	0	0	0	0	0	0
vs. Illinois	11/21	DNP										
MIAMI (OHIO)	11/28	4	1-1	1-1	0-0	0-0-0	0	0	0	0	0	3
OAKLAND	12/1	8	0-1	0-1	0-0	0-0-0	0	0	0	0	0	0
OHIO	12/5	2	0-0	0-0	0-0	0-0-0	1	0	0	0	0	0
at Cincinnati	12/8	DNP										
EASTERN KENTUCKY	12/15	3	0-1	0-0	0-0	0-1-1	0	0	0	0	0	0
at Mizzou	12/18	DNP										
DETROIT MERCY	12/21	6	0-1	0-0	0-0	1-1-2	1	0	0	0	0	0
at DePaul	12/29	DNP										
SETON HALL	1/2	DNP										
at Marquette	1/6	DNP										
GEORGETOWN	1/9	DNP										
BUTLER	1/13	DNP										
at Villanova	1/18	DNP										
PROVIDENCE	1/23	DNP										
MARQUETTE	1/26	DNP										
at Georgetown	1/31	DNP										
at Creighton	2/3	2	0-0	0-0	0-0	0-0-0	0	0	0	0	0	0
DEPAUL	2/9	DNP										
CREIGHTON	2/13	DNP										
at Providence	2/16	0	0-0	0-0	0-0	0-0-0	0	0	0	0	0	0
at Seton Hall	2/20	DNP										
VILLANOVA	2/24	DNP										
at St. John's	2/28	DNP										
at Butler	3/5	DNP										
ST. JOHN'S	3/9	0	0-0	0-0	0-0	0-0-0	0	0	0	0	0	0
vs. Creighton	3/14	DNP										
vs. Villanova	3/15	DNP										
TOLEDO	3/20	2	0-2	0-2	0-0	0-0-0	1	0	1	0	0	0
at Texas	3/24	DNP										



CAREER HIGHS AT XAVIER

Points – 3 vs. Miami (Ohio) (Nov. 28, 2018)
Field Goals Made – 1 vs. Miami (Ohio) (Nov. 28, 2018)
Field Goals Attempted – 2 vs. Toledo (March 20, 2019) and IUPUI (Nov. 6, 2018)

3-Pt Field Goals Made – 1 vs. Miami (Ohio) (Nov. 28, 2018)
3-Pt Field Goals Attempted – 2 vs. Toledo (March 20, 2019)
Free Throws Made – N/A
Free Throws Attempted – N/A

Rebounds – 2 vs. Detroit Mercy (Dec. 21, 2018)
Assists – 1 vs. Evansville (Nov. 10, 2018)
Blocks – 0
Steals – 0
Minutes – 8 vs. Oakland (Dec. 1, 2018)

JAMES' CAREER NUMBERS AT XAVIER

Season	G-GS	Min/G	FG-FGA	Pct	3FG-FGA	Pct	FT-FTA	Pct	Off	Def	Tot	Avg	PF	FO	A	TO	Blk	Stl	Pts	Avg
2018-19	12-0	40/3.3	1-8	.125	1-5	.200	0-0	.000	1	3	4	0.3	4	0	1	2	0	0	3	0.3
TOTALS	12-0	40/3.3	1-8	.125	1-5	.200	0-0	.000	1	3	4	0.3	4	0	1	2	0	0	3	0.3

BISHOP

21





DAHMI R BISHOP

6-5 | 178 | FRESHMAN | GUARD
PHILADELPHIA, PA. | IMHOTEP INSTITUTE

@DAHMBISHOP | @DAHMBISHOP



TRAVIS STEELE ON BISHOP:

“Dahmir is an ultra-playmaker. He is athletic and can shoot it, drive it and pass it. He can really score. He’s long and he can really defend on the ball. He’s tough. He’s another guy that can stretch the floor and shoot the ball. He’s good with the ball as well. He can get to the midrange and get all the way to the rim. I think he’s another guy with his size that really fits our mold for guards. He is extremely talented and he has that Philly toughness to him, that blue collar mentality.”

SPAIN RECAP

Averaged 6.0 points and 2.3 rebounds in 22.7 minutes per game during Xavier’s three-game exhibition tour in Spain this summer.

AT IMHOTEP

Four-star prospect ... Pennsylvania Sports Writers Class AAAA First Team All-State selection as a junior and a senior ... Second Team *Philadelphia Daily News* All-Star as a junior and senior ... Team captain who averaged 12.0 ppg. and 5.5 rpg. as a senior for a team that finished 26-6 ... Won three straight PIAA Class AAAA State Championships and three straight Public League Championships, compiling a combined 88-10 record over those three seasons (26-6 as a senior, 31-2 as a junior and 31-2 as a sophomore) ... Averaged 9.5 ppg. and 4.5 rpg. as a junior for a balanced team that finished 31-2 ... Scored 20 points in last season’s state championship ... Basketball coach: Andre Noble.



IMHOTEP HEAD COACH ANDRE NOBLE:

“Dahmir is a very good leader. He’s also a very good person who comes from a great family. Dahmir has great athleticism and can shoot the ball. He plays with an edge and toughness. He has an incredible amount of potential. He is a good player that has a chance to be an outstanding player.”



THE BISHOP FILE

Full name: Dahmir Jahad Bishop
 Nickname: Dah Bishop
 Birthdate/Birthplace: August 28, 2000 in Philadelphia, Pa.
 Parents: Jessica and Rudy Davis
 Siblings: Diamond and Jada
 Major: Communication Studies
 Career goal outside basketball: Be a reporter
 Shoe size: 13
 Best thing about me as a person: I’m nice
 I’m as good as anyone at: Tennis
 Favorite summer vacation: Jamaica
 Favorite athlete: Serena Williams
 Person I’d like to meet: NBA Commissioner Adam Silver
 The most famous person I’ve ever met: Kyle Lowry



#2 BY THE NUMBERS – WHO ELSE HAS WORN IT?

Landen Amos	2011-12
Kyle Castlin	2018-19
James Farr	2012-16
Adrion Graves	2006-08
Jordan Latham	2010-11
Brian Thornton	2003-06

FREEMANTLE

32 





ZACH FREEMANTLE

6-9 | 225 | FRESHMAN | FORWARD
TEANECK, N.J. | BERGEN CATHOLIC HIGH SCHOOL

@ZACHFREEMANTLE | @ZACHVF



TRAVIS STEELE ON FREEMANTLE:

“Zach is a tough, physical, strong, smart player who is more athletic than you think. I think he’s going to make a tremendous impact on our team up front. He is skilled and comes from a very well coached program. Zach had a great senior year. With his toughness and skillset, he’ll be able to play the four and a little bit of the five for us. He’s going to be able to play right away because of his skillset and his toughness. He can play inside and outside.”

SPAIN RECAP

Averaged 11.3 points and 6.0 rebounds in 19.7 minutes per game during Xavier’s three-game exhibition tour in Spain this summer.

AT BERGEN CATHOLIC HIGH SCHOOL

Four-star prospect ... Averaged 17.0 ppg., 10.5 rpg. and 2.0 bpg., while shooting 54 percent from the field as a senior, earning First Team All-State, All-League, All-County and All-North Jersey ... Led his team to a 27-4 record and championships of the Big North Conference, Bergen County Jamboree and the Non-Public A Championship, Bergen Catholic’s first state title since 2002 ... Bergen Catholic reached the Tournament of Champions final for the first time in school history; scored a career-high 36 points and grabbing 14

rebounds in a win over Newark East Side in the TOC semifinals ... Averaged 20 ppg. in the state tournament ... Two-time First Team All-Bergen County (*Bergen Record*), who earned 2019 Big North Conference Player of the Year honors ... Garden State Hoops/My Play Bergen County Player of the Year ... Selected to play in the N.J. North-South All-Star game and the Capital Classic All-Star game in Washington, D.C. ... Finished his career with 1,152 points, 635 rebounds and 122 blocks, while leading his team to a composite 73-15 record ... Averaged 18.9 points, 10.3 rebounds, 1.4 blocks, 1.3 assists and 1.3 steals as a junior, while being one of only three underclassmen chosen as First Team All-Bergen County ... Basketball coach: Billy Armstrong.

BERGEN CATHOLIC HEAD COACH BILLY ARMSTRONG:

“Zach started out as a player who no one really knew about and by the time he was a senior he was a top 100 player in the country. This accomplishment is directly related to who Zach is as a person, someone with an elite work ethic and tremendous toughness. Zach is a high character kid which is demonstrated in everything he does.”

THE FREEMANTLE FILE

- Full name: Zachary Vincent Freemantle
- Nickname: Baby Love, Big Frosty
- Birthdate/Birthplace: October 18, 2000 in Teaneck, N.J.
- Parents: Michaela and Larry Freemantle; mother played basketball at John Carroll
- Sibling: Ian
- Major: Business Undecided
- Shoe size: 15
- Best thing about me as a player: My heart
- Biggest fear: Spiders
- Favorite super hero: Spider-Man
- I’d like to meet: Jesus
- First job I ever had: Camp counselor
- Favorite thing to do with my Dad: Play HORSE
- Favorite food: Hot wings
- Favorite movie: Above the Rim
- Favorite city: New York
- Favorite athlete: Larry Fitzgerald

#32 BY THE NUMBERS – WHO ELSE HAS WORN IT?

Jim Boothe	1956-57	Charlie Phillips	1959-60
Maurice Brantley	1990-92	Dave Piontek	1953-54
Keenan Christiansen	2002-06	Jim Renforth	1986-90
Kevin Coker	2012-16	Bert Robben	1939-42
Broderick Dow	1977-81	Russ Sweeney	1933-35
Bill Ferguson	1935-36	Ryan Welage	2018-19
Kenny Frease	2008-12	Darnell Williams	1995-00
Albert Geselbacht	1937-40		
Al Gundrum	1957-59		
Gary Holle	1972-73		
George Hollenstein	1960-63		
Paul Kobussen	1967-68		
John Macel	1964-67		
Mike McCall	1973-77		



MILES

22





DIEONTE MILES

6-11 | 208 | FRESHMAN | FORWARD
WALTON, KY. | WALTON-VERONA HIGH SCHOOL

@DIEONTEMILES | @KINGDIEONTE22



TRAVIS STEELE ON MILES:

“Dieonte can protect the rim and block shots. He is very mobile for a kid his size. Offensively, he’s a lefty so he’s really comfortable using that left hand around the rim but I think he’s a guy over time that’s going to become very effective as he gets bigger and stronger. He can really run and is very mobile for a kid his size. He’s another guy that can hedge a ball screen, which is really important in today’s game. Most importantly, he just knows how to play. He has a natural feel for the game and is skilled, whether it’s in the low post or shooting 3-pointers.”

SPAIN RECAP

Averaged 6.7 points and 2.7 rebounds in 13.0 minutes per game during Xavier’s three-game exhibition tour in Spain this summer.

AT WALTON-VERONA HIGH SCHOOL

Three-star prospect ... Kentucky “Mr. Basketball” candidate along with XU teammate KyKy Tandy ... First Team All-State (*Louisville Courier-Journal*) and First Team All-Region, while earning Eighth Region Player of the Year (Kentucky Association of Basketball Coaches), 32nd District MVP honors and NKCK Conference Player of the Year ... Cincinnati.com First Team Kentucky All-Star ... Averaged 14.7 points,

6.7 rebounds, 4.0 blocks and 3.0 assists as a senior, while shooting 64.4 percent from the field ... Led Walton-Verona to the state tournament for the first time since 1942 ... Finished his career with a school-record 350 blocks despite missing the majority of his junior year with a shoulder injury ... Led his team to three straight All-“A” Region Championships and three straight District Championships ... Team finished 28-7, falling in the state quarterfinals to Campbell County despite a state-tournament record 12 blocks from Miles MVP of the 8th Region Tournament, while leading his team to its first title in 77 years ... MVP of the All-“A” Regional Tournament and Sweet 16 All-Tournament Team honors ... Basketball coach: Grant Brannen.

WALTON-VERONA HEAD COACH GRANT BRANNEN:

“Dieonte had a great career and put Walton-Verona on the map but he has only begun to realize his potential. He led us to an Eighth Region Championship for the first time in 77 years. He needs to get stronger to compete at the BIG EAST level and I know Xavier has the resources in place to help him get there. His upside is tremendous. I am excited to see where his career takes him.”

THE MILES FILE

- Full name: Dieonte Alexander Miles
- Nickname: D
- Birthdate/Birthplace: August 23, 2001 in Walton, Ky.
- Parents: Roman and Tiechia Miles
- Siblings: Melanie, Johnasia, Matthew and Jasmine
- Major: Sport Management
- Shoe size: 18
- Best thing about me as a person: I have a good personality
- Best thing about me as a player: I put the team first
- Most famous person I’ve ever met: Andy Dalton
- If I won the lottery: I’d save the money and spend it lightly
- Hobbies: Watching WWE and hanging out with friends
- Biggest fear: Snakes
- Favorite food(s): Cheese coney and seafood, especially my Mom’s crab legs
- Favorite NBA player: Anthony Davis
- Favorite cartoon: Charlie Brown
- First trophy I won: Was in football; wide receiver of the year

#22 BY THE NUMBERS – WHO ELSE HAS WORN IT?

John Albrinck	1956-57	Bill Middendorf	1957-59
Landen Amos	2012-14	Roy Neary	1937-39
Perry Ashley	1968-70	Ron Nicolai	1959-61
Huck Budde	1951-53	Mike Ramey	1985-89
Tim Chadwell	1979-80	Brandon Rice	2004-06
Tim Deardorff	1972-73	Dick Schneider	1953-54
A.J. Frazier	2018-19		
Kaiser Gates	2015-18		
Jamie Gladden	1989-93		
Brad Graff	1970-72		
Albert Howe	1936-37		
Andre Johnson	1999-02		
Edward Kluska	1939-40		
Jamel McLean	2007-11		



RAMSEY





DANIEL RAMSEY

6-9 | 233 | FRESHMAN | FORWARD

CORDELE, GA. | DEERFIELD WINDSOR HIGH SCHOOL | NORCROSS HIGH SCHOOL

@DANIEL_RAMSEY5 | @DANIELRAMSEYO



TRAVIS STEELE ON RAMSEY:

“Daniel is big and strong. He’s a good athlete with the ability to play inside and outside, both offensively and defensively. Daniel gives us great flexibility and versatility. He rebounds the ball and he finishes around the rim. I think people will be shocked how well he shoots the ball as well. He’s a guy who will really be able to impact our team on our front line.”

AT NORCROSS HIGH SCHOOL

Four-star prospect ... Played his senior season at Norcross High School in Norcross, Ga., after enjoying a standout career at Deerfield-Windsor High School in Albany, Ga. ... Averaged 9.5 ppg. and 5.0 rpg. for a deep Norcross team that finished 22-9 overall and lost in the state tournament semifinals to eventual champion McEachern, a squad that spent most of the year ranked No. 1 in the nation ... Earned All-Region honors and Gwinnett County Scholar-Athlete honors as a senior ... Finished his high school career with 942 points and 489 rebounds ... Basketball coach: Jesse McMillan.


NORCROSS HEAD COACH JESSE MCMILLAN:

“Daniel is a versatile player with a very high motor and high basketball IQ. Above all, he’s a winner who has proven that everywhere he’s been. He has a knack for track-

ing down rebounds and keeping balls alive on both ends of the court. Daniel played his best basketball of the season in the second half of the season after getting familiar with his new team. He was a difference maker for us in the state tournament. He has a great basketball mind and understands his role on the team and how he can best help his team be successful.”

AT DEERFIELD WINDSOR HIGH SCHOOL

The three-time *Albany Herald* Super Sixer averaged 16.0 points and 7.9 rebounds per game as a junior for Deerfield-Windsor as the Knights finished the season 19-5 overall and made it to the quarterfinals of the GISA Class 3A State Tournament ... Basketball coach: Gordy Gruhl.



THE RAMSEY FILE

Full name: Daniel Wesley Ramsey

Nickname: Rambo, Boogie

Birthdate/Birthplace: March 6, 2001 in Cordele, Ga.

Parents: Melany and Arnold Ramsey

Siblings: Andre, Erika, Alisa, Nick, Nathan and Kendal; Andre played football at Ball State as an offensive lineman and played in the NFL for three seasons and the CFL for three seasons

Major: Exercise Science

Shoe size: 14

Best thing about me as a player: My versatility

I’m as good as anyone at: Ping Pong

Career goal after basketball: Be an athletic trainer, hopefully at Xavier

Pregame ritual: Listen to Michael Jackson

Biggest fear: Clowns

Pet peeve: Energy vampires

My first athletic trophy was: Rec league football

You may not know: I was diagnosed at age three with Blount’s disease, a growth disorder of the tibia



#0 BY THE NUMBERS – WHO ELSE HAS WORN IT?

Larry Austin Jr.	2014-16
Lionel Chalmers	1999-04
Semaj Christon	2012-14
Dee Davis	2011-12
Tyrique Jones	2016-19

TANDY

24 





KYKY TANDY

6-2 | 190 | FRESHMAN | GUARD
HOPKINSVILLE, KY. | UNIVERSITY HEIGHTS ACADEMY

@KYKYTANDY | @DEKEYVANN



TRAVIS STEELE ON TANDY:

“KyKy is an elite athlete that can score the ball in a variety of ways. He also has great ballhandling skills and is a very good passer, which makes him even more dangerous on the offensive end. KyKy can take over a game with his scoring but his willingness to share the ball took his team to another level. KyKy had a great senior year and got better and better as the season went along. He’s very dynamic. He’s quick on quick. He can get anywhere on the floor that he wants to go. KyKy has a gift to really score the ball and can score it on all three levels – from three, mid-range and at the rim.”

SPAIN RECAP

Contributed 8.0 points and 2.7 rebounds per game during Xavier’s three-game exhibition tour in Spain this summer.

AT UNIVERSITY HEIGHTS ACADEMY

Four-star prospect ... *USA Today* Kentucky Player of the Year and National Athletic Association of Private Schools (NAAPS) 3A National Player of the Year ... Finished his career with 3,363 points, the eighth highest total in state history ... Led the region in scoring at 26.5 ppg. to go with 4.4 rpg. as a senior, earning First Team All-State honors for the second straight season ... Second Region Player of the

Year by the Kentucky Association of Basketball Coaches ... MVP of the Kentucky All “A” State Championship, averaging 22.8 points and 7.0 rebounds for the four-game title run by University Heights ... Scored 48 points and earned MVP honors in the KABC East-West All-Star Game and 30 points in another MVP effort in the Kentucky-Ohio All-Star Game ... Played in the Kentucky-Indiana All-Star Game on June 7 ... Had an incredible junior year, averaging 30.5 points and 5.0 rebounds, while shooting 48 percent from 3-point range and 61 percent overall ... Honorable mention All-State as a sophomore ... Basketball coach: Grant Shouse.

UNIVERSITY HEIGHTS HEAD COACH GRANT SHOUSE:

“KyKy is an elite athlete that can score the ball in a variety of ways. He also has great ballhandling skills and is a very good passer, which makes him even more dangerous on the offensive end. KyKy can take over a game with his scoring but his willingness to share the ball took this team to another level.”



THE TANDY FILE

Full name: Dekeyvan Tre’von Tandy
 Nickname: KyKy
 Birthdate/Birthplace: December 22, 2000 in Hopkinsville, Ky.
 Parents: Keith Torian and Tonya Tandy; father played basketball at New Mexico State
 Siblings: Gilbero Davis
 Major: Exploratory
 Shoe Size: 11

Why I am wearing No. 24: Switched to No. 24 to honor my UHA teacher Tracie Atwood, whose daughter was killed in a car crash (she played softball and wore No. 24).

Best thing about me as a person: I am funny and quiet

I’m as good as anyone at: Football

Favorite cartoon: Tom and Jerry

Favorite food: Hamburgers

Favorite color: Blue

Favorite NBA player: Gilbert Arenas

Favorite board game as a kid: Monopoly



#24 BY THE NUMBERS – WHO ELSE HAS WORN IT?

J.D. Barnett	1986-88	Jerome Holmes	1988-89
Paul Beckman	1937-39	Drew Lavender	2005-08
Mark Brinkman	1973-74	Charles McEvoy	1936-37
Alvin Brown	1997-02	Andrew Mitchell	2014-15
Tom Condon	1980-82	Anthony Myles	2002-04
Tim Deardorff	1971-72	Jim O’Connell	1953-54
Thomas Freppon	1961-64	Joe Pangrazio	1966-68
Joe Gromada	1968-71	Conor Peterson	2016-17
Jim Haffner	1959-61	Leo Phillips	1958-59
Richard Harris	1982-86	Kamall Richards	2013-14
Ken Harvey	1993-97	Frank Tartaron	1956-58
Tom Hext	1964-66	Robbie Williams	1972-73
David Hils	1952-53		

THE SCHRAND FILE

Full name: Leighton Anthony Schrand
 Birthdate/Birthplace: March 15, 1998 in Florence, Ky.
 Parents: Kerry and Ryan Schrand; father played basketball at Northern Kentucky and mother played volleyball at Northern Kentucky
 Siblings: Nolan and Kamden
 Major: Sport Management
 Shoe size: 12
 Career goals: Becoming a college basketball coach
 Hobbies: Golf and video games
 Best thing about college basketball: Getting a chance to travel all over the country
 If I won the lottery: I would play golf every day

#10 BY THE NUMBERS – WHO ELSE HAS WORN IT?

Remy Abell	2014-16	Romain Sato	2000-04
Doug Alt	1969-72	Steve Thomas	1962-66
Joe Bowman	1984-86	Jamal Walker	1987-91
Chick Boxwell	1947-51	John Zeides	1968-69
Victor Fleming	1980-84		
Chris Hall	1967-68		
Ricky Jannott	1959-60		
Dave Lynch	1966-67		
Mark Lyons	2008-12		
Leo McDermott	1960-62		
David Payton	1975-79		
Jim Rippe	1972-75		



LEIGHTON SCHRAND

6-2 | 166 | SENIOR | GUARD | VILLA HILLS, KY.
 HOLY CROSS HIGH SCHOOL

@LSCHRAND10 | @LEIGHTONSCHRAND



TRAVIS STEELE ON SCHRAND:

“Leighton has done a great job in his role for three years and I expect him to have a positive impact on our program again during his senior year.”

AS A MUSKETEER

Fourth-year player who was a walk-on for his first two seasons ... Awarded a scholarship for his junior and senior years after being a major contributor as a freshman and sophomore walk-on ... Has played in 19 games as a Musketeer.

SPAIN RECAP

Played in every game during Xavier’s three-game exhibition tour in Spain this summer.

AT HOLY CROSS HIGH SCHOOL

Averaged 15 ppg., 5.0 rpg. and 3.0 apg. as a senior at Holy Cross High School ... 1,000-Point Club member ... Earned All-Conference, All-District and All-Region honors ... Dad played basketball and Mom played volleyball, both at NKU ... Basketball coach: Ryan Schrand.

CAREER HIGHS AT XAVIER

Points – 2 vs. Buffalo (Nov. 14, 2016)
Field Goals Made - 0
Field Goals Attempted – 1 vs. Florida State (Mar. 18, 2017)
3-Pt Field Goals Made – 0
3-Pt Field Goals Attempted – 0
Free Throws Made – 2 vs. Buffalo (Nov. 14, 2016)
Free Throws Attempted - 2 vs. Buffalo (Nov. 14, 2016) and at Marquette (Feb. 18, 2017)
Rebounds – 1 vs. Texas Southern (Mar. 16, 2018)
Assists – 1 vs. Miami (Ohio) (Nov. 28, 2018)
Blocks – 0
Steals – 0
Minutes – 2 vs. Miami (Ohio) (Nov. 28, 2018), Rider (Nov. 13, 2017) and Morehead State (Nov. 10, 2017)



SCHRAND’S CAREER NUMBERS AT XAVIER

Season	G-GS	Min/G	FG-FGA	Pct	3FG-FGA	Pct	FT-FTA	Pct	Off	Def	Tot	Avg	PF	FO	A	TO	Blk	Stl	Pts	Avg
2016-17	8-0	8/1.0	0-1	.000	0-0	.000	3-4	.750	0	0	0	0.0	1	0	0	1	0	0	3	0.4
2017-18	5-0	7/1.4	0-0	.000	0-0	.000	0-0	.000	0	1	1	0.2	0	0	0	4	0	0	0	0.0
2018-19	6-0	7/1.2	0-2	.000	0-1	.000	0-0	.000	0	0	0	0.0	0	0	1	0	0	0	0	0.0
TOTALS	19-0	22/1.2	0-3	.000	0-1	.000	3-4	.750	0	1	1	0.1	1	0	1	5	0	0	3	0.2



MYLES HANSON

6-7 | 215 | JUNIOR | GUARD | CHASKA, MINN.
CHASKA HIGH SCHOOL | COLUMBIA UNIVERSITY

@MYLESHANSON4 | @MYLES_HANSON

TRAVIS STEELE ON HANSON:

“Myles really helped us in practice during his transfer year last season. He is a strong, athletic player who plays with a tremendous motor. I am excited to welcome him back.”

AS A MUSKETEER

A walk-on who transferred from Columbia ... Becomes eligible this season after sitting out last season during his transfer year ... Practiced with the team last season.

SPAIN RECAP

Averaged 1.3 points and 3.0 minutes per game during Xavier’s three-game exhibition tour in Spain this summer.

AT COLUMBIA (2017-18)

Played in 19 games as a freshman, averaging 10.5 minutes per game ... Contributed 3.1 ppg. and 2.3 rpg. ... Basketball coach: James Engles.

AT CHASKA HIGH SCHOOL

Became Chaska High School’s all-time leading scorer with 2,006 career points after a stellar senior campaign ... Named conference player of the year after averaging 24.2 points, 10 rebounds and 3.5 assists ... Led Chaska to three conference championships ... Won a sectional title as a senior ... Named Second Team All-State as a junior ... Basketball coach: Dana Kallman.



CAREER HIGHS AT COLUMBIA

- Points** – 14 vs. Navy (Dec. 10, 2017)
- Field Goals Made** - 4 vs. Navy (Dec. 10, 2017)
- Field Goals Attempted** – 9 vs. Cornell (Jan. 20, 2018)
- 3-Pt Field Goals Made** – 3 vs. Navy (Dec. 10, 2017)
- 3-Pt Field Goals Attempted** – 7 at Cornell (Jan. 27, 2018)
- Free Throws Made** – 3 vs. Navy (Dec. 10, 2017)
- Free Throws Attempted** - 3 vs. Navy (Dec. 10, 2017)
- Rebounds** – 6 vs. Navy (Dec. 10, 2017) and vs. Maine (Dec. 30, 2017)
- Assists** – 2 vs. Navy (Dec. 10, 2017)
- Blocks** – 1 at Cornell (Jan. 27, 2018), vs. Sarah Lawrence (Jan. 6, 2018), vs. Navy (Dec. 10, 2017) and at UConn (Nov. 29, 2017)
- Steals** – 2 vs. Stony Brook (Dec. 7, 2017)

THE HANSON FILE

Full name: Myles Patrick Hanson
 Nickname: M
 Birthdate/Birthplace: July 6, 1998 in Fridley, Minn.
 Parents: Brage and Brian Hanson
 Siblings: Andrew, Emma, Grant and Lillian
 Major: Sport Management
 Shoe size: 15
 Career goals: Professional basketball or become a coach

Something people probably don’t know about me: I’m part Native American

I’m as good as anyone at: Ping Pong

Most thrilling sports moment to date: Hitting the game winner in our high school sectional championship game to send us to state

Most famous person I’ve met: Met the entire Boston Celtics team at Chicago O’Hare Airport

#34 BY THE NUMBERS – WHO ELSE HAS WORN IT?

Jim Bothen	1962-63	Hank Stein	1956-59
Maurice Brantley	1989-90	Lou Vonderbrink	1953-54
Stanley Burrell	2004-08	Tyrice Walker	1990-94
Kevin Carr	1994-97	Jack Wambach	1963-66
Ray Epton	1983-84	John Zeides	1966-68
Albert Howe	1938-39		
Chuck Kirkhoff	1952-53		
Joseph McDaniel	1939-40		
Charley McEvoy	1937-38		
Paul Perrine	1940-41		
Frank Pinchback	1959-62		
Lloyd Price	1998-01		
Ralph Richter	1979-80		
Harry Russ	1939-40		



HANSON’S CAREER NUMBERS AT COLUMBIA

Season	G-GS	Min/G	FG-FGA	Pct	3FG-FGA	Pct	FT-FTA	Pct	Off	Def	Tot	Avg	PF	FO	A	TO	Blk	Stl	Pts	Avg
2016-17	19-0	200/10.5	21-64	.328	12-43	.279	5-5	1.000	8	35	43	2.3	18	0	8	8	4	5	59	3.1
TOTALS	19-0	200/10.5	21-64	.328	12-43	.279	5-5	1.000	8	35	43	2.3	18	0	8	8	4	5	59	3.1





TRAVIS STEELE

**HEAD COACH | SECOND YEAR
BUTLER '04 | DANVILLE, IND.**

 **@COACHSTEELEXU**

Xavier extended the contract of Sedler Family Men's Head Basketball Coach **Travis Steele** through the 2024 season following his first year at the helm.

"This extension reflects the confidence I have in the direction of our program," said Xavier University Vice President and Director of Athletics Greg Christopher. "Working with Travis and his staff, I have seen their work-ethic, strategy and decision-making in action. Travis successfully managed our transition, laying a new foundation for excellence. The future of Xavier basketball has never been brighter."

"I appreciate the support from everyone at Xavier, which is critical to taking our program that next two percent to where we want to go," said Steele. "I am excited about our future, starting with this year's team. We welcome seven talented newcomers along with a core of returning leaders."

A LOOK BACK AT YEAR ONE

Steele, 37, led Xavier to the second round of the 2019 National Invitation Tournament where it lost in overtime at Texas, the eventual NIT Champion.

Steele, who took over a team with no returning double-figure scorers, was picked to finish sixth in the BIG EAST Conference preseason coaches poll. The Musketeers won six of their last seven regular season BIG EAST games to finish tied for third in the league standings at 9-9, a league that sent all 10 teams to postseason play.



Steele was a finalist for the Joe B. Hall National Coach of the Year Award, which is given annually to the nation's top first-year head coach in Division I. Steele, who finished 19-16 in his first season as the Xavier head coach, led XU to eight wins in its last 11 games. All of the opponents for those 11 games were in either the NCAA Tournament or NIT fields, including seven road and neutral site games.

Steele and his staff have put together one of the nation's top recruiting classes. Steele welcomes a five-member incoming freshman class ranked No. 21 in the nation by 247Sports. He also welcomes a pair of talented graduate transfers to the mix for the 2019-20 season.

BUILDING ON SUCCESS AT XAVIER

Steele was named the Sedler Family Men's Head Basketball Coach at Xavier on Saturday, March 31, 2018. Steele spent the previous 10 seasons at Xavier, including nine on the staff of his predecessor, Chris Mack. Steele is the 18th head coach in Xavier basketball history.

Steele has been a part of nine NCAA Tournament teams in his 11 years at Xavier, including five teams



that reached at least the Sweet 16. The 2017-18 team won XU's first BIG EAST Regular Season Championship, a school-record final AP ranking of No. 3 and the first NCAA Tournament No. 1 seed in school history.

Former Xavier head coach Sean Miller hired Steele prior to the 2008-09 season as Xavier's Director of Basketball Operations. Mack promoted Steele to assistant coach after he took over the program prior to the 2009-10 season. Steele was promoted to Associate Head Coach following the 2015-16 season.

BEFORE COMING TO XAVIER

Prior to Xavier, Steele worked on the staff at Indiana. He joined the Hoosiers in August of 2006, taking on the duties of the video coordinator. After serving as the video coordinator for a season and a half while at IU, he was promoted to the position of assistant coach in February of 2008.



STEELE'S SUCCESS ON THE XAVIER STAFF:

First Year As The Xavier Head Coach

Season	Overall	Conference Record	Postseason
2018-19	19-16	9-9/T-3rd in BIG EAST	NIT 2nd Round

First 10 Years On The Xavier Coaching Staff

Season	Overall	Conference Record	Postseason
2017-18	29-6	15-3/1st in BIG EAST*	NCAA 2nd Round
2016-17	24-14	9-9/7th in BIG EAST	NCAA Elite Eight
2015-16	28-6	14-4/2nd in BIG EAST	NCAA 2nd Round
2014-15	23-14	9-9/6th in BIG EAST	NCAA Sweet 16
2013-14	21-13	10-8/T-3rd in BIG EAST	NCAA 1st Round
2012-13	17-14	9-7/T-6th in Atlantic 10	
2011-12	23-13	10-6/T-3rd in Atlantic 10	NCAA Sweet 16
2010-11	24-8	15-1/1st in Atlantic 10*	NCAA 2nd Round
2009-10	26-9	14-2/T-1st in Atlantic 10*	NCAA Sweet 16
2008-09	27-8	12-4/1st in Atlantic 10*	NCAA Sweet 16
Totals	242-105	4 Titles*	9 NCAA (13-9)

*Regular Season Championship

Prior to his time with the Hoosiers, Steele served as an assistant men's basketball coach at Wabash Valley College (2005-06) and spent a year with the Ohio State basketball program as a graduate manager (2004-05) under former XU head coach Thad Matta.

From 2001-06, Steele was a coach for the Spiece/Indiana Adidas Elite AAU Basketball program. Steele also was an assistant varsity coach at Ben Davis High School while attending Butler University from 2001-04.

FAMILY

Steele, the brother of former XU assistant and current Akron head coach John Groce, was born Nov. 12, 1981 in Danville, Indiana. He and his wife Amanda reside in Cincinnati with their six-year-old son, Winston, and their son Anderson Michael, who arrived on September 30, 2019.

Steele graduated cum laude from Butler in May of 2004, earning a bachelor of science degree in marketing.

THOUGHTS ON THE UPCOMING SEASON

"Our fans should be excited about this team and the upcoming season. I know that our staff and players are excited. The BIG EAST Conference will be as competitive as it has ever been since we've been in the league. You have to be ready every night of the 18-game BIG EAST schedule. We have a tough opener at Villanova but there are no nights off. Our trip to Spain helped us but we have a long way to go. We have to challenge our guys in the preseason and get better in the non-conference so we are ready for the challenge of the BIG EAST Conference. All 10 teams in the BIG EAST made postseason play and this year's league slate will be even tougher from top to bottom."



JONAS HAYES

ASSISTANT COACH | SECOND YEAR
GEORGIA '04 | ATLANTA, GA.

 **@COACHJONAS**

Jonas Hayes is in his second year on the Xavier Basketball staff. Hayes, 38, has been a big part of helping Travis Steele secure nationally-ranked recruiting classes two years in a row. Hayes spent the previous six years on the staff of his alma mater, the University of Georgia, including five seasons as an assistant coach.

“First and foremost, Jonas is an incredible person,” said Xavier head coach Travis Steele. “Jonas has a unique ability to connect with people. He can light up a room. He is funny, he can connect with guys from the country, guys from the city, international, he can connect with anybody in a room. Jonas has done a great job in recruiting and on the court with our big men. He played that position, which I think is so important when you talk about the development piece because he is not a 5-10 guy coaching the big guys. He played it and played at a high level, knows what he is doing and can teach it. Jonas has an impressive background of both recruiting success and player development.”

“I’m excited to be a part of the tradition that has been established at Xavier,” said Hayes. “This is a phenomenal opportunity to continue my progression to hopefully fulfill

my dream of becoming a head coach one day.”

As a coach, Hayes played a major role in the development and production of Georgia’s post players, including All-SEC performers Marcus Thornton and Yante Maten. Maten was the 2018 AP SEC Player of the Year.

In Georgia’s 11 combined seasons with Hayes as a player or member of the staff, the Bulldogs earned seven postseason bids, including four of his last five seasons. Georgia posted



three consecutive 20-win finishes in Hayes’ first three seasons as an assistant, just the second time in 112 seasons of play the Bulldogs have accomplished that feat.

Prior to joining the Bulldogs’ staff, Hayes spent five seasons as an assistant coach at Belmont Abbey from 2007-12. He also was an assistant coach at South Carolina State (2006-07) and Morehouse (2005-06). Hayes returned to Georgia as operations coordinator for the 2012-13 season and moved into a slot as an assistant coach a year later.

As a player, Hayes was a three-year letterwinner and started 41 of 88 games played for the Bulldogs from 2001-04, averaging 8.6 points and 4.9 rebounds for his career. Hayes and his twin brother Jarvis played at Western Carolina as freshmen before transferring to Georgia in 2000. Jonas helped Georgia reach postseason competition twice, including the 2002 NCAA Tournament and 2004 NIT. Jonas started 29 games as a senior and averaged 11.9 points and 5.3 rebounds.

Hayes, who was born August 9, 1981 in Atlanta, Georgia, graduated from Georgia in 2004 with a bachelor’s degree in child and family development.





DANTE JACKSON

**JAMES P. CRAWFORD ASSISTANT COACH | SECOND YEAR
XAVIER '11 | GREENFIELD, OHIO**

@DANTEJACKSONXU | @DANTEJACKSONXU




Former Musketeer basketball standout **Dante Jackson** is in his second year as the James P. Crawford Assistant Coach. Jackson, who was a graduate assistant coach on the Xavier staff from 2012-14, won 107 games and played in four NCAA Tournaments as a Musketeer player, including an Elite Eight and two Sweet 16s. He has been a big part of helping Travis Steele secure nationally-ranked recruiting classes two years in a row.

“I love the passion that Dante has for basketball in general and Xavier basketball in particular,” said Steele. “I had a chance to work with Dante for three years when he was a player (2008-11) and two years when he was a graduate assistant (2012-14). He was a part of a lot of winning basketball at Xavier and he has gained some valuable experience at multiple stops. Dante knows our defensive system well because he also played in it. Dante has an ability to connect with families and student-athletes. He has that personality. He is very engaging and it’s different for him because he’s played here. He went to class here and has done the whole deal.”

Jackson, 31, returned to Xavier after gaining experience as a full-time assistant at nearby Northern Kentucky (2015-16), Air Force (2016-17), Robert Morris (2017-18) and a brief stint at Kent State before agreeing to return to his alma mater. Prior to his graduate assistant stop at Xavier, Jackson started his collegiate

coaching career as a graduate assistant for one season (2011-12) under then-Ohio University head coach John Groce, the brother of Xavier’s head coach. The Bobcats finished with an overall record of 29-8 that season, won the 2012 Mid-American Conference (MAC) Tournament title and advanced to the Sweet 16 of the 2012 NCAA Tournament.



Jackson, who was born April 7, 1988 in Greenfield, Ohio, is a 2011 graduate of Xavier University with a bachelor of arts degree in liberal arts. He earned his master’s degree in sport administration from Xavier in 2014. The Musketeers finished in third place in their first season as a member of the BIG EAST with an overall record of 21-13 in the 2013-14 season, including a 10-8 conference mark, and earned an at-large berth to the 2014 NCAA Tournament in Jackson’s final season as a graduate assistant.

Jackson concluded his playing career with the Musketeers with 107 victories, including seven in the NCAA Tournament. The 107 wins are just one shy of the school record held by Jason Love. A three-year starter at Xavier, he posted career totals of 795 points, 374 rebounds and 255 assists. Jackson shared the school record for games played with 137 until 2018 graduates Trevon Bluiett and J.P. Macura took over the top two spots in the 2017-18 season. Jackson appeared in the NCAA Tournament in each of his four years as a player, including an Elite Eight appearance in 2008, the Sweet 16 in both 2009 and 2010 and the second round in 2011.

Jackson has a nine-year-old daughter, Alaya.





BEN JOHNSON

ASSISTANT COACH | SECOND YEAR
MINNESOTA '05 | MINNEAPOLIS, MINN.

@COACHBENJOHNSON



Ben Johnson, 38, joined the Xavier Basketball staff in 2018 after spending the previous five seasons from 2013-18 as an assistant at his alma mater, Minnesota. He has been a big part of helping Travis Steele secure nationally-ranked recruiting classes two years in a row.

“Ben is an outstanding coach and recruiter that will be a very successful head coach one day,” said head coach Travis Steele. “Ben will play a key role once again in developing our perimeter players. Ben is very intelligent. He is a very good teacher, takes a lot of pride in it and how he communicates his messages to our players. Ben is always studying the game. I don’t have to tell him to do that. He just does it. It’s his passion. Ben has a very good offensive mind.”

“I am excited about the future of the Xavier basketball program,” said Johnson. “Xavier has an unbelievable tradition. I want to continue to build this program at a championship level!”

Minnesota finished 25-13 and won the 2014 NIT Championship in Johnson’s first season on the Golden Gopher staff. UM finished 24-10 and earned an NCAA Tournament berth in the 2016-17 season. Numerous Golden Gophers earned All-BIG Ten honors during Johnson’s time at UM,

including four in 2017, including First Team selection Nate Mason, Third Team selection Jordan Murphy and Defensive Player of the Year Reggie Lynch.

Johnson returned to Minnesota in 2013 after spending the 2012-13 season as an assistant coach at the University of Nebraska.

Prior to his role at Nebraska, Johnson spent four seasons on the staff at Northern Iowa from 2008-12. The Panthers went a combined



93-77 during that time, reaching postseason play in all four years, including a run to the NCAA Sweet 16 in 2009-10. That year, UNI won a school-record 30 games and upset top-seeded Kansas in the second round. During his tenure at UNI, the Panthers boasted three First Team All-MVC selections, including 2010 Missouri Valley Conference MVP Adam Koch in 2010.

Prior to his stay at Northern Iowa, Johnson served as an assistant coach for two seasons at the University of Texas-Pan American. He began his coaching career as a graduate assistant at the University of Dayton during the 2005-06 season.

Johnson started his collegiate playing career at Northwestern and played two seasons before transferring to Minnesota to finish his career. He was a two-time captain at Minnesota and finished with 533 points in 59 games. He scored a total of 1,202 career points in his four seasons of collegiate basketball.

Johnson, who was born December 23, 1980 in Minneapolis, Minnesota, graduated from the University of Minnesota in 2005 with a bachelor’s degree in sociology.



MARIO MERCURIO

**ASSOCIATE ATHLETIC DIRECTOR FOR BASKETBALL ADMINISTRATION | 17TH YEAR
XAVIER '03 | CINCINNATI, OHIO**

🐦 @MARIOMERCURIO | 📷 @MARIOMERCURIO



Mario Mercurio, who was promoted in 2018 to Associate Athletic Director for Basketball Administration, is in his 17th year with the program. Mercurio has been a big part of the men's basketball program's success and the many transformational changes to Cintas Center, particularly those areas that directly impact the student-athletes. The latest project was the transformation of the basketball offices and the men's basketball locker room.

Mercurio has been a key part of the group involved in the many design changes to Cintas Center. Charged with overseeing all student-athlete focused renovations, Mercurio served as the point person for the strength and conditioning addition, the men's basketball locker room upgrades, the training room renovation and the new student-athlete lounge.

Mercurio's responsibilities include Xavier's non-conference scheduling, helping XU annually post one of the nation's best non-conference slates to accompany its rugged BIG EAST schedule. This role also includes annually securing spots in one of the nation's top exempt holiday events, including the 2018 Maui Invitational and the 2019 Charleston Classic. For the past 15 years Mercurio has served as Xavier's liaison to Nike Basketball. The 2019-20 season will mark Xavier's ninth year as a



Nike NTS School.

Head coach Travis Steele praised Mercurio's role and impact on the program. "He has a great pulse on the program and the landscape of college basketball," said Steele. "Mario has a business mind. He deals with our schedule, Nike and travel, but he's so much more than that. He does a great job of branding our program, whether that's through social media or anything else. Mario is a forward-thinking person, always thinking about how can we continue to get better as a program."

Mercurio, who started as a student worker under the late former XU head coach Skip Prosser, has been a key part of the basketball staffs of each of the last three coaches, including Chris Mack, Sean Miller and Thad Matta.

A Cincinnati St. Xavier High School graduate, Mercurio graduated in 2003 from Xavier's Williams College of Business with a double major in finance and marketing. Mercurio, also received his MBA at Xavier. He and his wife Meghan live in his hometown, Cincinnati.





MATTHEW GRAVES

SPECIAL ASSISTANT TO THE HEAD COACH | 1ST YEAR
BUTLER '98 | SWITZ CITY, IND.

 **@COACHGRAVES10**



Head Coach **Travis Steele** brought Matthew Graves onto his staff in August as the Special Assistant to the Head Coach. Graves, who was an assistant coach at Evansville this past season, spent five years as the head coach at the University of South Alabama.

"I have known Matthew for a long time," said Steele. "Matthew has extensive experience at multiple levels. He is a great addition to our staff."

Prior to his time at South Alabama, Graves spent 17 years as a student-athlete and coach at Butler University, which is also Steele's alma mater.

Graves started as an assistant coach at North Central High School and Ben Davis High School in Indianapolis before joining the Bulldog staff as coordinator of men's basketball operations in 2001 on Todd Lickliter's BU staff. After two seasons, he was promoted to an assistant coach before being named the associate head coach in 2010 by Brad Stevens.

With Graves on staff, the Bulldogs made a national tournament in each of his last eight seasons along with eight seasons in a row with

20+ victories. His coaching career at Butler was highlighted by a pair of appearances in the NCAA Tournament Championship Game in 2010 and 2011.



Graves also enjoyed success as a student-athlete at Butler. Graves was a member of the 1997 team that made the NCAA Tournament for the first time in 35 years. He was named Team MVP as he led the Horizon League in free-throw shooting while earning a nod on the All-Tournament Team with his 18-point performance in the championship game.

Off the court, Graves was named to the GTE Academic All-District V Team while garnering an academic all-league selection.

Graves, a Switz City, Ind., native, was born on Nov. 9, 1974 in Linton, Ind. He earned his bachelor's degree from Butler in secondary education with an emphasis in chemistry in 1998 and his master's degree in education administration from BU in 2003. He and his wife Susan have two daughters, Abigail and Lillian.



DAVID FLUKER

**HEAD ATHLETIC TRAINER | 17TH YEAR
WILMINGTON '86 | CINCINNATI, OHIO**



David Fluker, who was named Xavier's Head Athletic Trainer in 2018, has spent 16 years serving Xavier Athletics, including eight years as XU's Associate Head Athletic Trainer before earning his promotion.

Fluker is in his second stint with Xavier Athletics, including his 10th straight year. Fluker, who spent seven years (2003-10) working as athletic trainer for the men's basketball program at the University of Cincinnati, served seven years in a similar capacity at Xavier from 1996-2003.

Fluker will coordinate coverage of medical staffing for all of Xavier's 18 NCAA Division I programs and its 300 student-athletes. Fluker's role still includes responsibility for the men's basketball trainer duties at Xavier.

"Dave deals with our guys every single day," said head coach Travis Steele. "When a lot of people think of training rooms, they think of getting healthy or recovering from an injury. Our guys also get a lot of help with preventing injuries. Dave does a

really good job of that, making sure our guys are in the ice tub, or the cold pool or the hot pool, stretching, sleeping and eating right. He works hand-in-hand with (Strength and Conditioning Coach) Matt Jennings as well, trying to make sure that we keep our guys healthy. If a guy does get injured, he has the expertise and access to medical personnel and equipment to get the guy onto the floor as quickly as possible. Our players know and love him because they know he always is looking out for their best interests."



Fluker came to Xavier the first time in 1996 after three years as the staff athletic trainer for Queen City Sports Medicine & Rehabilitation. Other sports medicine experiences include being staff athletic trainer for Bethesda Montgomery Physical Therapy (1988-91) and graduate assistant athletic trainer at Michigan State University (1986-88). Fluker was selected as a volunteer athletic trainer in 2000 at the Olympic Training Center in Colorado Springs, Colo., and as a site athletic trainer at numerous events. He was an athletic trainer with the USA Judo Team at the 2003 Pan Am Games in the Dominican Republic.

Fluker, who was born in Cincinnati, is a 1986 graduate of Wilmington College with a bachelor's degree in sports medicine-athletic training. He earned his master's degree in health education-human performance from Michigan State in 1988. He and his wife, Crystal, have six children: Leonard, Courtney, Davin, Kira, Simone and D.J.





MATT JENNINGS

**HEAD STRENGTH AND CONDITIONING COACH | 11TH YEAR
NORTH CAROLINA '96 | EDEN, N.C.**

@MATTJENNINGS | @MATTJENNINGS



Matt Jennings is in his 11th year as the Head Strength and Conditioning Coach at Xavier. His responsibilities include overseeing the entire XU Athletics Strength and Conditioning Department, as well as working directly with the men's basketball program.

Jennings has worked closely with the Xavier Athletic Training staff and numerous area professionals to develop a program that covers nutrition, strength training, injury prevention and more. Jennings is excited about the new expanded strength and conditioning area at Cintas Center, which opened in October of 2016.

Jennings' previous experience includes time as a strength coach at Wake Forest University, the University of South Carolina and High Point University in addition to a graduate assistant position at the University of Tennessee and an internship with the NFL's Tampa Bay Buccaneers.

"I think the Strength and Conditioning Coach position is as important as any role in our program," said head coach Travis Steele. "Matt is one of the best strength coaches in the country and we are

fortunate to have him here. Matt is around the guys every single day and helps set a culture. His results speak for themselves over the last 10 years. His experience and his passion for Xavier is going to help us get to where we want to go as a program. Matt is a great person who does things the right way. Our weight room is incredible, including the equipment, the food and the other resources that we have now. Our goals and expectations are very high here and Matt will play a huge part in helping us achieve them."



Jennings came to Xavier from High Point University, where he had been the head strength and conditioning coach since June of 2007. Jennings came to HPU following a three-year stint as the strength and conditioning coach for men's basketball and volleyball at South Carolina. Prior to working with the Gamecocks, Jennings spent four years at Wake Forest, where he worked primarily with men's and women's basketball, men's soccer and baseball.

Jennings, who was born in Winston-Salem, N.C., received a bachelor of arts degree in physical education and exercise sports science from North Carolina in 1996. Jennings also was a two-year member of the Tar Heel football team. Jennings completed a master's degree in sport administration from Tennessee in 1998 and as a graduate assistant in the weight room, he worked with football, men's basketball and baseball.

He is a member of the CSCCA (Collegiate Strength and Conditioning Coaches Association) and holds the certification of MSCC (Master Strength and Conditioning Coach). Jennings and his wife, Jill, are the proud parents of three children, Delaney (17), Zachary (17) and Jacob (15).



CHRIS BARBOUR

**ACADEMIC ADVISOR | NINTH YEAR
XAVIER '08 | KOKOMO, IND.**

@CB_SAASS | @CB_SAASS



Chris Barbour is in his ninth year as the athletic academic advisor for the Xavier men’s basketball program. Barbour, the Assistant Director of Student-Athlete Academic Support Services, advises student-athletes in course selection, registration, graduation and eligibility requirements. He works closely with Angela Wyss, the Director of Student-Athlete Academic Support Services, and the rest of Xavier’s talented academic support group for student-athletes.

“I think of Chris as a part of our coaching staff,” said head coach Travis Steele. “He goes everywhere we go from Maui to Missouri to Villanova to play. The one promise we always make to kids in the recruiting process is that if they do their part they will earn a degree here from Xavier. That dates all the way back to 1986. Chris has done a great job of carrying that torch from the legendary Sr. Fleming. Chris deals with our guys on a daily basis and helps those guys not only academically, but being a mentor and life coach in many ways. Our players love Chris because they know he truly cares about them as people and will go above and beyond the call of duty for them, helping them be successful.”

Barbour has worked at Xavier University since 2004, beginning as a data entry specialist in the undergraduate office of

admission. He was hired as a financial aid specialist from 2005-10, having the responsibility for working directly with students, families, athletic coaches and internal departments to evaluate the financial need and eligibility of undergraduate and graduate students, including many student-athletes. In 2010 he took over the position of coordinator of multicultural recruitment and admissions counselor for the admissions office, playing point on managing a multicultural recruitment strategy for the University.

Before he came to Xavier, Barbour worked for UMADAOP (Urban Minority Alcohol Drug

Abuse Outreach Program) in Cincinnati from 2002-04 as a Prevention Specialist. He was responsible for facilitating mentoring sessions with youth between the ages of 5-18 years, implementing programming regarding drug and alcohol abuse in Cincinnati Public Schools, organizing educational events on life skills and the harmful effects of drugs and alcohol and building trusting relationships with youth to help gain respect and understanding for the message being delivered. Barbour, an AmeriCorps Volunteer from 2002-03, was selected for the UMADAOP position after a successful apprenticeship.

In addition to men’s basketball, Barbour also works with volleyball, men’s golf and men’s soccer student-athletes. Outside of Xavier, Barbour works with R.C. Durr YMCA in an effort to maintain connections to youth from the Greater Cincinnati area.

Barbour received both his bachelor of arts degree in organizational communication from Xavier University and his master’s degree in sport administration from XU. As part of his master’s program, Barbour interned under Sr. Rose Ann Fleming, Xavier Hall of Famer and long-time academic advisor, who is now one of Xavier’s NCAA Faculty Representatives.





TREY SCOTTI

**VIDEO COORDINATOR | THIRD YEAR
INDIANA '17 | PEKIN, ILL.**

@TREYSCOTTI | @TSCOTTI32

Trey Scotti, who was promoted in 2018 to the full-time position of Video Coordinator, spent the 2017-18 season as a graduate program assistant. Scotti, a 2017 graduate of Indiana University with a degree in sport management with minors in business and marketing, served as the head manager for the IU basketball team from 2013-17, including logging opponent film, recording opponent and potential tournament opponent games and creating playbooks for players and coaches. Scotti, a native of Pekin, Illinois, earned Second Team All-Conference and All-Area his junior and senior seasons at Pekin Community High School.

Scotti's primary responsibilities include the program's video operations, including film breakdown, coordinating film exchange, creating team highlight videos, advance scouting of opponents and helping Xavier players with individual film needs. Scotti also assists the coaching staff in limited on-court activities during practice, advance scouting, on-campus recruiting and team academics.



The 2019-20 Student Program Assistants

Front Row (Left to Right): Michael Sarallo (Junior; Cary, Ill.), Mohammed Haroon (Junior; Pasadena, Calif.), Ryan Lutz (Senior; Loveland, Ohio), Paolo Fridman (Senior; Glenview, Ill.), Nate Bohn (Senior; Westfield, Ind.), John Witt (Junior; Cincinnati, Ohio), Avery Robbins (Junior; Lake Bluff, Ill.), Cam Massa (Junior; Cincinnati, Ohio). Back Row (Left to Right): Jackson Nierste (Freshman; Indianapolis, Ind.), Andrew Lieb (Sophomore; Mason, Ohio), Evan Baretta (Sophomore; Indianapolis, Ind.), Brendan Ross (Sophomore; Darien, Conn.), Jack Westendorf (Sophomore; St. Louis, Mo.), Mark Gaertner (Freshman; Cleveland, Ohio), Bailey Black (Freshman; Deerfield, Ill.), Luke Boehm (Freshman; Kansas City, Mo.).



BO BURKHART

**GRADUATE PROGRAM ASSISTANT | SECOND YEAR
CENTRAL METHODIST '18 | EVANSVILLE, IND.**

@_BURKHART | @_BURKHART

Bo Burkhart is in his second year with the Xavier men's basketball team. Burkhart, a 2016 graduate of Central Methodist University with a bachelor's degree in business administration, played point guard at Central Methodist from 2016-18 after two years at Southwestern Illinois College. Burkhart, a four-time team captain, earned All-Heart of America honors as a senior at Central Methodist, leading his squad to a 27-6 mark and a No. 7 national ranking.

Burkhart's responsibilities include assisting the coaching staff in limited on-court activities during practice, advance scouting, video and on-campus recruiting. In addition to his basketball duties, he is working on completing his master's degree in sport administration.



SAM FRAYER


**GRADUATE PROGRAM ASSISTANT | SECOND YEAR
OHIO '18 | CINCINNATI, OHIO**

@SAM_FRAYER | @SAMFRAYER

Sam Frayer is in his second year with the Xavier basketball team. Frayer, a 2018 graduate of Ohio University with a degree in communication studies and a minor in sport administration, played in 35 career games in four years as a walk-on with the Bobcats team. Frayer earned four letters at nearby Madeira High School, helping his team win three Cincinnati Hills League titles. The senior captain earned Cincinnati All-Star honors from the *Cincinnati Enquirer*.

Frayer's responsibilities include assisting the coaching staff in limited on-court activities during practice, advance scouting, video, on-campus recruiting and some social media. In addition to his basketball duties, he is working on completing his master's degree in sport administration.





Sophomore Naji Marshall was named Second Team All-BIG EAST Conference.

- Head coach **Travis Steele** was a finalist for the Joe B. Hall National Coach of the Year Award, given annually to the nation's top first-year Division I head coach.
- Xavier had five players average in double figures in scoring.
- Sophomore **Naji Marshall**, Second Team All-BIG EAST selection, led the team in scoring (12th in the BIG EAST at 14.7 ppg.) and was second in rebounding (eighth in the BIG EAST at 7.2 rpg.) and assists (10th in BIG EAST at 3.4 apg.).
- Graduate transfer **Zach Hankins** led the BIG EAST in field goal percentage (.686), a mark that also broke XU's single season record. Hankins was second in the BIG EAST in blocks (1.5 bpg.).
- Sophomore **Paul Scruggs**, a BIG EAST Conference Championship All-Tournament Team member, posted career highs of 28 points and 11 rebounds plus seven assists vs. Villanova on March 15.
- Junior **Quentin Goodin**, who led the team in assists (third in the BIG EAST at 4.8 apg.), has 451 career assists and is eighth on XU's all-time career assist leader list. He had 149 assists this season in 31 games, tied for the 16th-best season assist total in XU history.
- Junior **Tyrique Jones** led XU in rebounding (fourth in the BIG EAST at 7.7 rpg.) and offensive rebounding (first in the BIG EAST and 20th in the nation at 3.4 rpg.).

• Xavier, which sold out 13 of its 18 home games in the 2018-19 season, has sold out 180 games at Cintas Center since it opened for the 2000-01 season.

• Xavier has drawn 3,011,358 fans for men's basketball since Cintas Center opened, an average of 10,071 fans per game. XU honored its three millionth fan at the St. John's game on March 9, which had a standing-room only crowd of 10,391.

• Xavier, 19-16 overall, won eight of its last 11 games, including an NIT win over Toledo. All of those opponents for those 11 games were in either the NCAA Tournament or NIT fields; that includes seven road and neutral site games.

• Sophomore **Naji Marshall** had 20 points and a career-high 21 rebounds vs. Toledo on March 20, the most rebounds and first 20-20 since **David West** had 21 in the 2000-01 season. Junior **Tyrique Jones** grabbed 20 rebounds in the Evansville win on Nov. 10.

• Xavier made its sixth straight postseason appearance and its 13th in 14 years. This was XU's eighth NIT appearance but its first since 2000.

• Xavier tied for third place at 9-9 in the BIG EAST Conference regular season race. XU defeated every BIG EAST team at least once except Marquette. The Musketeers defeated Creighton (NIT) and St. John's (NCAA) twice.

IUPUI 69 - 0-1

#	Player	Total		3-Ptr		Rebounds			PF	TP	A	TO	Blk	Stl	Min																						
		FG-FGA	FG-FGA	FG-FGA	FT-FTA	Off	Def	Tot																													
32	GOSS, Elyjah	2-5	0-1	0-2	2	6	8	0	4	0	1	2	1	0	26																						
15	ISMAL, Ahmed	0-0	0-0	3-4	1	5	6	4	3	0	2	0	0	0	18																						
05	JUSTICE, Camron	1-6	1-4	6-7	0	3	3	2	9	0	3	0	0	0	11																						
22	McCALL, D.J.	2-8	0-1	0-2	4	1	5	1	4	5	0	0	0	0	32																						
23	WEATHERFORD, Grant	3-7	0-1	2-2	0	2	2	3	8	1	3	0	1	0	26																						
00	MINNETT, Jaylen	6-15	5-12	4-4	0	3	3	2	21	2	2	0	1	1	34																						
04	HANSEN, Jack	3-8	2-6	2-2	1	3	4	2	10	0	1	0	1	0	18																						
10	ROGERS, Nick	1-2	1-1	0-0	0	3	3	3	3	3	0	0	0	0	19																						
11	KENYON, Brandon	2-5	0-1	3-3	0	1	1	5	7	0	1	0	0	0	16																						
Team						1			0			1			20																						
Totals		20-56		9-27		20-26			9			27			36			22		69			11			15			3			4			200		
FG % 1st Half:		8-31		25.8%		2nd half:		12-25		48.0%		Game:		20-56		35.7%		Deadball		Rebounds		3															
3FG % 1st Half:		1-17		29.4%		2nd half:		4-10		40.0%		Game:		9-27		33.3%																					
FT % 1st Half:		13-16		81.3%		2nd half:		7-10		70.0%		Game:		20-26		76.9%																					

Xavier 82 - 1-0

#	Player	Total		3-Ptr		Rebounds			PF	TP	A	TO	Blk	Stl	Min																							
		FG-FGA	FG-FGA	FG-FGA	FT-FTA	Off	Def	Tot																														
00	JONES, Tyrique	8-11	0-0	1-1	4	2	6	5	17	1	0	0	4	22																								
13	MARSHALL, Naji	4-13	0-6	5-7	2	2	4	3	13	7	3	0	1	36																								
32	WELAGE, Ryan	9-17	6-13	0-0	1	6	7	1	24	2	0	1	1	32																								
01	SCRUGGS, Paul	2-3	1-2	0-1	1	5	6	5	5	4	4	0	2	24																								
02	CASTLIN, Kyle	3-5	1-2	2-2	2	6	8	1	9	1	1	0	0	29																								
04	HARDEN, Elias	2-4	1-3	1-2	0	1	1	3	6	1	1	0	0	18																								
11	KENNEDY, Keonte	1-4	0-2	0-0	0	1	1	2	2	2	0	0	0	18																								
12	JAMES, Dontarius	0-2	0-1	0-0	0	0	0	0	0	0	1	0	0	4																								
35	HANKINS, Zach	2-7	0-0	2-6	3	4	7	2	6	0	1	5	1	17																								
Team						0			3			3			200																							
Totals		31-66		9-29		11-19			13			30			43			22			82			18			13			6			10			200		
FG % 1st Half:		14-32		43.8%		2nd half:		17-34		50.0%		Game:		31-66		47.0%		Deadball		Rebounds		3																
3FG % 1st Half:		3-13		23.1%		2nd half:		6-16		37.5%		Game:		9-29		31.0%																						
FT % 1st Half:		6-11		54.5%		2nd half:		5-8		62.5%		Game:		11-19		57.9%																						

Officials: James Breeding, Brent Hampton, Alfred Smith
 Technical fouls: IUPUI-JUSTICE, Camron, Xavier-None.
 Attendance: 10224

Score by periods	1st	2nd	Total		In	Off	2nd	Fast	Bench
IUPUI	34	26	60		16	10	4	2	41
Xavier	37	45	82		36	19	11	8	14

Last FG - IUPUI 2nd-01:10, XU 2nd-02:08.
 Largest lead - IUPUI by 2 2nd-18:26, XU by 18 1st-05:34.
 IUPUI led for 00:52, XU led for 38:11. Game was tied for 00:57.
 Score tied - 2 times.
 Lead changed - 2 times.

Evansville 85 - 0-2

#	Player	Total		3-Ptr		Rebounds			PF	TP	A	TO	Blk	Stl	Min																				
		FG-FGA	FG-FGA	FG-FGA	FT-FTA	Off	Def	Tot																											
10	Kuhlman, Evan	4-7	4-6	0-0	0	3	3	5	12	1	1	0	1	29																					
35	Hall, John	4-7	2-4	2-2	1	8	9	3	12	5	3	0	0	39																					
01	Hill, Marty	4-11	3-5	0-0	0	1	1	5	11	1	0	0	0	20																					
21	Feehan, Shea	6-15	4-9	4-5	1	2	3	4	20	3	0	0	1	38																					
03	Riley, K.J.	6-12	1-3	7-9	1	3	4	4	20	6	2	1	1	38																					
05	Givance, Shamar	0-2	0-1	0-0	0	1	1	4	0	4	3	0	2	19																					
30	Frederking, Noah	3-5	3-5	1-2	0	1	1	0	10	0	0	0	0	17																					
Team						0			0			0			200																				
Totals		27-59		17-33		14-18			3			19			22			85			20			9			1			5			200		
FG % 1st Half:		14-30		46.7%		2nd half:		13-29		44.8%		Game:		27-59		45.8%		Deadball		Rebounds		1													
3FG % 1st Half:		9-15		60.0%		2nd half:		9-18		50.0%		Game:		17-33		51.5%																			
FT % 1st Half:		9-11		81.8%		2nd half:		5-7		71.4%		Game:		14-18		77.8%																			

Xavier 91 - 2-0

#	Player	Total		3-Ptr		Rebounds			PF	TP	A	TO	Blk	Stl	Min																							
		FG-FGA	FG-FGA	FG-FGA	FT-FTA	Off	Def	Tot																														
00	JONES, Tyrique	8-12	0-0	3-6	9	11	20	1	19	2	2	4	1	29																								
13	MARSHALL, Naji	2-6	1-2	1-2	0	8	8	5	6	4	5	0	0	22																								
32	WELAGE, Ryan	1-4	1-4	2-2	2	0	2	1	5	1	1	0	0	20																								
01	SCRUGGS, Paul	8-15	4-7	4-6	3	3	6	3	24	5	1	0	1	34																								
02	CASTLIN, Kyle	2-2	0-0	2-5	4	2	6	0	6	0	2	0	1	29																								
03	GOODIN, Quentin	5-9	2-5	1-2	0	1	1	3	14	3	0	1	0	15																								
04	HARDEN, Elias	0-3	0-2	0-2	0	1	1	3	0	0	1	0	0	17																								
11	KENNEDY, Keonte	1-5	1-2	0-1	0	1	1	2	3	2	0	0	1	17																								
12	JAMES, Dontarius	0-0	0-0	0-0	0	1	1	1	0	1	0	0	0	6																								
35	HANKINS, Zach	5-6	0-0	4-5	0	1	1	2	14	0	0	1	0	11																								
Team						1			3			4			200																							
Totals		32-62		10-22		17-31			19			32			51			21			91			18			12			6			4			200		
FG % 1st Half:		18-33		54.5%		2nd half:		14-29		48.3%		Game:		32-62		51.6%		Deadball		Rebounds		6																
3FG % 1st Half:		6-13		46.2%		2nd half:		4-9		44.4%		Game:		10-22		45.5%																						
FT % 1st Half:		7-10		70.0%		2nd half:		10-21		47.6%		Game:		17-31		54.8%																						

Officials: Clarence Armstrong, Evon Borroughs, Jeff Clark
 Technical fouls: Evansville-Hill, Marty, Xavier-SCRUGGS, Paul; GOODIN, Quentin.
 Attendance: 10533
 2nd half: 15:10 - XU #3 ejected
 2nd half: 07:27 - UE #1 foul out
 2nd half: 01:57 - UE #10 foul out
 2nd half: 00:28 - XU #13 foul out

Score by periods	1st	2nd	Total		In	Off	2nd	Fast	Bench
Evansville	45	40	85		18	14	8	0	10
Xavier	49	42	91		44	10	27	15	31

Last FG - UE 2nd-00:37, XU 2nd-03:15.
 Largest lead - UE by 3 1st-18:33, XU by 15 1st-07:20.
 UE led for 04:48, XU led for 32:55. Game was tied for 02:17.
 Score tied - 6 times.
 Lead changed - 3 times.



GAME 1

XAVIER 82
IUPUI 69

Tue., Nov. 6, 2018
Cintas Center

• Xavier has won 29 straight regular season openers, the last 19 of which have come at Cintas Center.

• Travis Steele made his successful debut as the 18th head coach in Xavier basketball history.



GAME 2

XAVIER 91
EVANSVILLE 85

Sat., Nov. 10, 2018
Cintas Center

• Evansville hit 17 3-pointers, the most ever by a Xavier opponent.

It also marked the most 3-pointers by any team at Cintas Center.

• Tyrique Jones had 20 rebounds, the most by a Xavier player since David West in 2001.



Wisconsin 77 - 2-0

#	Player	Total			3-Ptr			Rebounds			PF	TP	A	TO	Blk	Stl	Min
		FG-FGA	FG-FGA	FT-FTA	FG-FGA	FG-FGA	FT-FTA	Off	Def	Tot							
21	Iverson, KHall	1	2-6	0-0	0-0	3	1	4	3	4	0	0	2	0	1	29	
22	Happ, Ethan	1	15-23	0-0	0-4	4	9	13	1	30	5	2	0	0	35		
35	Reuvers, Nate	1	0-1	0-0	0-0	0	0	0	1	0	1	0	2	0	17		
00	Trice, D'Mitrik	g	7-11	5-5	3-4	1	4	5	3	22	5	2	0	0	34		
34	Davison, Brad	g	7-12	4-6	1-2	0	6	6	2	19	3	2	0	0	38		
01	Pritzi, Brevin	g	0-6	0-5	0-0	2	3	5	2	0	0	0	0	1	27		
12	Anderson, Trevor	g	0-1	0-0	0-0	0	2	2	0	0	0	0	0	0	5		
15	Thomas, Charles	g	0-1	0-0	0-0	2	0	2	0	0	0	1	0	0	2		
23	King, Kobe	g	0-1	0-0	2-3	0	2	2	3	2	0	0	0	0	13		
Team						0	1	1									
Totals			31-62	9-16	6-13	12	28	40	15	77	14	7	4	4	200		
FG % 1st Half:		13-33	39.4%	2nd half:	18-29	62.1%	Game:		31-62	50.0%	Deadball						
3FG % 1st Half:		4-8	50.0%	2nd half:	5-8	62.5%	Game:		9-16	56.3%	Rebounds						
FT % 1st Half:		0-1	0.0%	2nd half:	6-12	50.0%	Game:		9-16	56.3%	3						

Xavier 68 - 2-1

#	Player	Total			3-Ptr			Rebounds			PF	TP	A	TO	Blk	Stl	Min
		FG-FGA	FG-FGA	FT-FTA	FG-FGA	FG-FGA	FT-FTA	Off	Def	Tot							
00	JONES, Tyrique	1	2-3	0-0	0-0	1	0	1	4	4	0	2	0	1	12		
13	MARSHALL, Najj	1	10-15	2-5	2-4	1	12	13	3	24	1	3	0	1	39		
01	SCRUGGS, Paul	g	3-5	0-2	0-1	0	10	0	3	6	2	3	0	0	23		
02	CASTLIN, Kyle	g	1-4	1-2	0-2	1	1	2	0	3	0	0	0	1	37		
03	GOODIN, Quentin	g	5-18	1-8	2-4	0	2	2	4	13	5	0	0	0	27		
11	KENNEDY, Keonte	g	0-0	0-0	0-0	0	0	0	0	0	0	1	0	0	6		
32	WELAGE, Ryan	g	2-8	1-7	2-2	1	1	2	1	7	1	0	0	0	29		
35	HANKINS, Zach	g	4-6	0-0	3-3	4	6	10	2	11	1	1	4	0	27		
Team						1	2										
Totals			27-59	5-24	9-16	9	23	32	17	68	10	10	4	3	200		
FG % 1st Half:		12-31	38.7%	2nd half:	15-28	53.6%	Game:		27-59	45.8%	Deadball						
3FG % 1st Half:		3-14	21.4%	2nd half:	2-10	20.0%	Game:		5-24	20.8%	Rebounds						
FT % 1st Half:		1-4	25.0%	2nd half:	6-12	66.7%	Game:		9-16	56.3%	2						

Officials: Bo Boroski, Courtney Green, Terry Oglesby

Technical fouls: Wisconsin-None, Xavier-None.

Attendance: 10312

Gavitt Tipoff Game

Score by periods	1st	2nd	Total
Wisconsin	30	47	77
Xavier	28	40	68

Points	In	Off	2nd	Fast
WIS	Paint	T/O	Chance	Break
40	7	15	0	2
XU	40	3	14	2

Last FG - WIS 2nd-01:06, XU 2nd-00:42.
Largest lead - WIS by 18 2nd-07:38, XU None.
WIS led for 38:53, XU led for 00:00. Game was tied for 01:27.

Score tied - 1 time.
Lead changed - 0 times.



GAME 3

XAVIER 68 WISCONSIN 77

Tue., Nov. 13, 2018
Gavitt Tipoff Games
Cintas Center

• Wisconsin snapped Xavier's streak of 41 straight home wins over non-conference opponents, a streak that dated back to 2012.

• Xavier lost for the first time in the annual Gavitt Tipoff Games.



Xavier 74 - 2-3

#	Player	Total			3-Ptr			Rebounds			PF	TP	A	TO	Blk	Stl	Min
		FG-FGA	FG-FGA	FT-FTA	FG-FGA	FG-FGA	FT-FTA	Off	Def	Tot							
00	JONES, Tyrique	1	4-6	0-0	0-2	2	3	5	4	8	0	1	1	1	15		
13	MARSHALL, Najj	1	2-9	1-5	3-4	1	5	6	4	8	5	0	0	1	34		
01	SCRUGGS, Paul	g	5-15	0-5	1-1	1	5	6	5	11	2	1	0	3	34		
02	CASTLIN, Kyle	g	1-3	1-3	0-0	0	0	0	2	3	2	2	0	1	11		
03	GOODIN, Quentin	g	7-11	3-5	3-4	0	1	1	2	20	3	1	0	1	37		
04	HARDEN, Elias	g	3-6	3-5	0-0	0	0	0	1	9	0	0	0	0	11		
11	KENNEDY, Keonte	g	0-0	0-0	0-0	0	0	0	1	0	0	0	0	0	16		
12	JAMES, Dontarius	g	0-0	0-0	0-0	0	0	0	0	0	0	0	0	0	3		
32	WELAGE, Ryan	g	0-2	0-2	0-0	0	1	1	0	0	0	2	0	0	14		
35	HANKINS, Zach	g	6-8	0-0	3-4	4	0	4	1	15	0	1	0	0	25		
Team						5	1	6									
Totals			28-60	8-25	10-15	13	16	29	20	74	12	11	1	1	200		
FG % 1st Half:		16-30	53.3%	2nd half:	12-30	40.0%	Game:		28-60	46.7%	Deadball						
3FG % 1st Half:		5-11	45.5%	2nd half:	3-14	21.4%	Game:		8-25	32.0%	Rebounds						
FT % 1st Half:		3-3	100.0%	2nd half:	7-12	58.3%	Game:		10-15	66.7%	2						

San Diego St. 79 - 3-1

#	Player	Total			3-Ptr			Rebounds			PF	TP	A	TO	Blk	Stl	Min
		FG-FGA	FG-FGA	FT-FTA	FG-FGA	FG-FGA	FT-FTA	Off	Def	Tot							
05	Jalen McDaniels	1	9-14	3-5	5-8	2	6	8	2	26	1	3	3	0	36		
11	Matt Mitchell	1	3-5	1-3	2-2	0	1	1	3	9	1	1	1	0	15		
00	Devin Watson	g	5-14	4-11	7-8	1	2	3	1	21	7	3	0	1	39		
20	Jordan Schakel	g	5-7	3-5	0-0	0	5	5	13	1	1	0	0	0	31		
42	Jeremy Hemsley	g	1-5	0-1	2-2	0	1	1	1	4	4	2	0	0	35		
02	Adam Seiko	g	0-1	0-1	0-0	1	0	1	0	2	0	0	0	0	10		
24	Nolan Narain	g	2-3	0-1	0-0	2	3	5	3	4	1	1	1	1	19		
31	Nathan Mensah	g	1-2	0-0	0-0	3	2	5	3	2	0	1	1	0	15		
Team						2	2	4									
Totals			26-51	11-27	16-20	11	22	33	18	79	17	13	6	2	200		
FG % 1st Half:		14-26	53.8%	2nd half:	12-25	48.0%	Game:		26-51	51.0%	Deadball						
3FG % 1st Half:		5-14	35.7%	2nd half:	6-13	46.2%	Game:		11-27	40.7%	Rebounds						
FT % 1st Half:		4-6	66.7%	2nd half:	12-14	85.7%	Game:		16-20	80.0%	2						

Officials: Bernard Clinton, Don Daily, Pat Driscoll

Technical fouls: Xavier-None, San Diego St-None.

Attendance: 2400

2018-19 Men's Basketball, Round: 0, San Diego St. vs Xavier, Played at .

Score by periods	1st	2nd	Total
Xavier	40	34	74
San Diego St.	37	42	79

Points	In	Off	2nd	Fast
XU	Paint	T/O	Chance	Break
36	17	8	16	24
SDSU	20	13	12	11

Last FG - XU 2nd-00:01, SDSU 2nd-01:10.
Largest lead - XU by 19 1st-09:21, SDSU by 9 2nd-10:00.
XU led for 25:07, SDSU led for 13:08. Game was tied for 01:45.

Score tied - 1 time.
Lead changed - 1 time.

Auburn 88 - 4-0

#	Player	Total			3-Ptr			Rebounds			PF	TP	A	TO	Blk	Stl	Min
		FG-FGA	FG-FGA	FT-FTA	FG-FGA	FG-FGA	FT-FTA	Off	Def	Tot							
05	Chuma Okeke	1	5-9	1-5	2-3	4	3	7	4	13	0	0	0	0	1	29	
24	Anfernee McLemore	1	2-5	1-4	1-1	3	1	4	5	6	0	0	2	1	21		
01	Jared Harper	g	9-17	3-9	4-6	1	5	6	3	25	8	5	0	3	43		
02	Bryce Brown	g	8-18	5-13	5-6	0	4	4	2	26	5	2	0	2	43		
10	Samir Doughty	g	1-6	0-1	0-0	3	0	3	2	2	2	2	0	2	31		
00	Horace Spencer	g	0-2	0-1	2-2	0	5	5	0	2	0	2	0	1	20		
04	Malik Dunbar	g	1-3	1-2	0-0	1	2	3	0	3	1	1	0	0	15		
12	J'Von McCormick	g	0-0	0-0	0-0	0	0	0	0	0	0	1	0	0	4		
50	Austin Wiley	g	4-6	0-0	3-6	0	0	0	5	11	0	1	3	0	19		
Team						0	3	3									
Totals			30-66	11-35	17-24	12	23	35	23	88	16	12	7	10	225		
FG % 1st Half:		11-30	36.7%	2nd half:	16-32	50.0%	OT:		3-4	75.0%	Game:		30-66	45.5%	Deadball		
3FG % 1st Half:		6-19	31.6%	2nd half:	5-15	33.3%	OT:		0-1	0.0%	Game:		11-35	31.4%	Rebounds		
FT % 1st Half:		5-7	71.4%	2nd half:	7-9	77.8%	OT:		5-8	62.5%	Game:		17-24	70.8%	5.1		

Miami (Ohio) 55 - 3-4

#	Player	Total			3-Ptr			Rebounds			PF	TP	A	TO	Blk	Stl	Min
		FG-FGA	FG-FGA	FT-FTA	FG-FGA	FG-FGA	FT-FTA	Off	Def	Tot							
1	Brown,Dalonte	3-8	1-5	0-0	3	5	8	2	7	0	1	0	1	0	0	32	
14	Bowman,Bam	6-13	1-4	2-5	2	0	2	4	15	1	1	0	0	0	19		
0	Sibande,Nike	3-14	2-7	0-0	3	4	7	1	8	2	2	0	0	0	30		
03	Adaway,Jalen	1-3	0-1	0-0	1	2	3	1	2	0	1	0	0	0	23		
12	Ringo,Darrian	1-5	0-2	0-0	1	2	3	2	3	3	1	2	0	0	20		
02	Lairy,Mekhi	0-6	0-2	0-0	1	2	3	1	0	1	1	0	0	0	20		
05	Ayah,Precious	0-0	0-0	0-0	1	0	1	0	0	0	0	0	0	0	2		
15	Jovic,Milos	0-0	0-0	0-0	0	2	2	0	0	1	0	0	0	0	7		
21	Abrams,Aleks	1-2	0-0	0-0	2	3	5	2	2	0	1	2	0	0	15		
22	McNamara,Elijah	2-4	1-3	0-0	0	1	1	0	5	0	0	0	0	0	14		
30	Harouna,Abdoulaye	4-8	2-5	4-6	2	2	4	0	14	1	3	0	0	0	18		
	Team				1	1	2										
	Totals	21-63	7-29	6-11	17	24	41	13	55	9	14	3	2	2	200		

FG % 1st Half: 12-33 36.4% 2nd half: 9-30 30.0% Game: 21-63 33.3% Deadeball Rebounds 2
 3FG % 1st Half: 3-13 23.1% 2nd half: 4-16 25.0% Game: 7-29 24.1%
 FT % 1st Half: 1-3 33.3% 2nd half: 5-8 62.5% Game: 6-11 54.5%

Xavier 82 - 4-3

#	Player	Total			3-Ptr			Rebounds			PF	TP	A	TO	Blk	Stl	Min
		FG-FGA	FG-FGA	FT-FTA	FG-FGA	FG-FGA	FT-FTA	Off	Def	Tot							
00	JONES, Tyrique	4-11	0-0	5-8	3	10	13	1	13	0	0	1	0	0	1	29	
13	MARSHALL, Najj	7-10	2-3	1-1	0	6	6	1	17	2	2	0	4	1	1	33	
01	SCRUGGS, Paul	5-6	2-3	0-0	0	0	0	3	12	2	1	3	0	0	21		
02	CASTLIN, Kyle	4-5	0-1	1-1	2	2	4	0	9	0	0	1	1	0	20		
03	GOODIN, Quentin	3-10	0-3	2-2	0	1	1	2	8	0	0	0	0	0	33		
04	HARDEN, Elias	0-3	0-3	0-0	0	0	0	0	0	0	0	0	0	0	15		
10	SCHRAND, Leighton	0-1	0-1	0-0	0	0	0	0	1	0	0	0	0	0	2		
11	KENNEDY, Keonte	3-5	0-2	0-0	0	3	3	2	6	1	0	0	0	0	22		
12	JAMES, Dontarius	1-1	1-1	0-0	0	0	0	0	3	0	0	0	0	0	4		
32	WELAGE, Ryan	2-5	2-5	0-0	0	4	4	0	6	0	0	0	0	0	15		
35	HANKINS, Zach	4-4	0-0	0-0	0	1	1	2	8	1	0	0	1	0	21		
	Team				0	0	0										
	Totals	33-61	7-22	9-12	5	28	33	11	82	15	3	5	9	2	200		

FG % 1st Half: 16-29 55.2% 2nd half: 17-32 53.1% Game: 33-61 54.1% Deadeball Rebounds 2
 3FG % 1st Half: 4-12 33.3% 2nd half: 3-10 30.0% Game: 7-22 31.8%
 FT % 1st Half: 6-9 66.7% 2nd half: 3-3 100.0% Game: 9-12 75.0%

Officials: Roger Ayers, Brian O'Connell, Ray Natili
 Technical fouls: Miami (Ohio)-None. Xavier-None.
 Attendance: 10394

Score by periods	1st	2nd	Total
Miami (Ohio)	28	27	55
Xavier	42	40	82

Points	In	Off	2nd	Fast	Bench
MIAMI	24	0	16	0	21
XU	46	28	8	13	23

Last FG - MIAMI 2nd-00:16, XU 2nd-00:30.
 Largest lead - MIAMI by 5 1st-16:35, XU by 30 2nd-00:30.
 MIAMI led for 05:14, XU led for 33:55. Game was tied for 00:50.
 Score tied - 2 times.
 Lead changed - 3 times.

Oakland 63 - 3-5

#	Player	Total			3-Ptr			Rebounds			PF	TP	A	TO	Blk	Stl	Min
		FG-FGA	FG-FGA	FT-FTA	FG-FGA	FG-FGA	FT-FTA	Off	Def	Tot							
14	HILL-MAIS, Xavier	13-21	2-6	2-2	3	5	8	3	30	0	5	2	0	0	0	36	
15	NOBLES, Jordan	0-4	0-2	0-0	1	3	4	3	0	1	0	0	0	0	0	22	
03	BRECHTING, Brad	0-0	0-0	0-0	0	0	0	2	0	1	0	0	0	0	17		
01	NORRIS, Braden	5-8	4-6	0-0	0	3	3	2	14	8	1	0	1	0	37		
21	CUMBERLAND, Jaevin	3-11	2-7	0-0	0	0	0	1	8	4	3	0	0	0	37		
02	MADDOX, Tray	0-3	0-1	0-0	1	1	2	1	0	0	0	0	0	0	9		
10	NEWMAN, Karmari	3-7	3-6	0-2	0	5	5	2	9	1	1	0	0	0	24		
22	BECK, James	1-2	0-0	0-3	3	3	6	4	2	0	0	0	0	0	15		
24	PITTMAN, Kenny	0-0	0-0	0-0	0	0	0	0	0	0	0	0	0	0	3		
	Team				0	0	0										
	Totals	25-56	11-28	2-7	8	20	28	18	63	15	11	3	4	2	200		

FG % 1st Half: 14-30 46.7% 2nd half: 11-26 42.3% Game: 25-56 44.6% Deadeball Rebounds 2
 3FG % 1st Half: 6-13 46.2% 2nd half: 5-15 33.3% Game: 11-28 39.3%
 FT % 1st Half: 2-4 50.0% 2nd half: 0-3 0.0% Game: 2-7 28.6%

Xavier 73 - 5-3

#	Player	Total			3-Ptr			Rebounds			PF	TP	A	TO	Blk	Stl	Min
		FG-FGA	FG-FGA	FT-FTA	FG-FGA	FG-FGA	FT-FTA	Off	Def	Tot							
00	JONES, Tyrique	3-4	0-0	5-6	5	6	11	3	11	0	0	0	2	0	26		
13	MARSHALL, Najj	6-10	0-1	2-2	1	4	5	1	14	2	2	0	0	0	32		
01	SCRUGGS, Paul	4-8	0-0	2-2	1	4	5	10	4	2	1	3	0	0	30		
02	CASTLIN, Kyle	2-5	0-1	6-6	2	1	3	0	10	0	0	0	0	0	27		
03	GOODIN, Quentin	1-10	0-3	1-2	0	3	3	0	3	3	2	0	0	0	33		
11	KENNEDY, Keonte	1-3	1-3	0-0	0	2	2	0	3	2	0	0	0	0	12		
12	JAMES, Dontarius	0-1	0-1	0-0	0	0	0	0	0	0	0	0	0	0	8		
32	WELAGE, Ryan	4-9	3-6	0-0	0	2	2	1	11	0	0	0	0	0	20		
35	HANKINS, Zach	4-5	0-0	3-5	3	4	7	4	11	1	2	0	0	0	12		
	Team				0	0	0										
	Totals	25-55	4-15	19-23	12	26	38	14	73	12	9	1	9	2	200		

FG % 1st Half: 16-33 48.5% 2nd half: 9-22 40.9% Game: 25-55 45.5% Deadeball Rebounds 2
 3FG % 1st Half: 3-10 30.0% 2nd half: 1-5 20.0% Game: 4-15 26.7%
 FT % 1st Half: 6-6 100.0% 2nd half: 13-17 76.5% Game: 19-23 82.6%

Officials: Lamar Simpson, Tony Chiazza and Nathan Farrell
 Technical fouls: Oakland-None. Xavier-None.
 Attendance: 10331

Score by periods	1st	2nd	Total
Oakland	36	27	63
Xavier	41	32	73

Points	In	Off	2nd	Fast	Bench
OAK	20	9	4	9	11
XU	38	10	21	9	25

Last FG - OAK 2nd-01:58, XU 2nd-00:39.
 Largest lead - OAK by 7 1st-17:29, XU by 11 2nd-17:20.
 OAK led for 06:32, XU led for 32:01. Game was tied for 01:27.
 Score tied - 2 times.
 Lead changed - 2 times.



GAME 7
 XAVIER 82
 MIAMI (OHIO) 55
 Wed., Nov. 28, 2018
 Cintas Center

• Xavier's three turn-overs tied the school record for fewest turnovers in a game. It marked the third time and first time since 2004 that XU has done that.

• Xavier has won nine straight games against MAC opponents.



Ohio 61 - 5-3

#	Player	Total			3-Ptr			Rebounds			PF	TP	A	TO	Blk	Stl	Min
		FG-FGA	FG-FGA	FT-FTA	FG-FGA	FG-FGA	FT-FTA	Off	Def	Tot							
01	Carter,Jason	6-12	1-1	4-6	1	3	4	3	17	0	1	0	0	0	0	35	
45	Taylor,Doug	4-7	0-1	1-2	2	2	4	2	9	0	0	2	2	0	29		
00	Preston,Jason	4-4	1-1	0-0	0	1	1	0	9	2	0	0	1	0	24		
04	Kirk,Teyvion	4-11	1-2	2-4	0	6	6	4	11	4	6	0	1	0	33		
23	Coward Jr.,Antonio	2-4	2-3	0-0	0	2	3	6	3	4	0	1	0	0	28		
05	Vander Plas,Ben	1-4	1-4	0-0	1	1	2	3	3	1	0	4	0	0	24		
10	Murrell,Connor	0-1	0-1	0-0	0	0	0	0	0	0	0	0	0	0	1		
11	James,Torey	0-0	0-0	0-0	0	0	0	0	0	0	0	0	0	0	1		
21	Reeves,Jarrell	0-0	0-0	0-0	0	0	0	0	0	0	0	0	0	0	1		
22	Block,Gavin	2-7	0-3	2-3	0	2	2	1	6	1	4	0	1	0	23		
24	McMurray,Mason	0-0	0-0	0-0	1	1	1	0	0	0	0	0	0	0	1		
	Team				0	1	1										
	Totals	23-50	6-16	9-15	5	18	23	16	61	13	16	2	10	2	200		

FG % 1st Half: 13-26 50.0% 2nd half: 10-24 41.7% Game: 23-50 46.0% Deadeball Rebounds 3
 3FG % 1st Half: 3-8 37.5% 2nd half: 3-8 37.5% Game: 6-16 37.5%
 FT % 1st Half: 5-6 83.3% 2nd half: 4-9 44.4% Game: 9-15 60.0%

Xavier 82 - 4-3

#	Player	Total			3-Ptr			Rebounds			PF	TP	A	TO	Blk	Stl	Min
		FG-FGA	FG-FGA	FT-FTA	FG-FGA	FG-FGA	FT-FTA	Off	Def	Tot							
00	JONES, Tyrique	6-10	0-0	3-6	1	3	4	1	15	1	3						

Xavier 75 • 11-8, 3-3 BE

#	Player	Total			3-Ptr			Rebounds			PF	TP	A	TO	Blk	Stl	Min
		FG-FGA	FG-FGA	FT-FTA	FG-FGA	FG-FGA	FT-FTA	Off	Def	Tot							
00	JONES, Tyrrique	7-14	0-0	7-10	9	3	12	3	21	1	0	1	0	1	0	33	
13	MARSHALL, Naji	5-16	1-7	4-5	0	6	6	3	15	7	2	0	1	0	40		
35	HANKINS, Zach	6-8	0-0	0-3	3	1	4	2	12	0	0	0	0	0	14		
01	SCRUGGS, Paul	3-8	1-2	0-0	1	3	4	1	7	4	3	0	1	0	36		
02	CASTLIN, Kyle	2-6	1-2	0-0	1	5	6	0	5	1	1	0	1	0	30		
03	GOODIN, Quentin	4-7	2-3	2-2	0	0	0	2	12	3	1	0	2	3	33		
04	HARDEN, Elias	0-3	0-2	0-0	1	0	1	1	0	0	0	0	0	0	5		
32	WELAGE, Ryan	1-2	1-2	0-0	0	0	0	0	3	0	0	0	0	0	9		
Team																	
Totals		28-64	6-18	13-20	15	19	34	12	75	16	7	1	5	200			

FG % 1st Half: 15-36 41.7% 2nd half: 13-28 46.4% Game: 28-64 43.8%
 3FG % 1st Half: 1-9 11.1% 2nd half: 5-9 55.6% Game: 6-18 33.3%
 FT % 1st Half: 0-2 0.0% 2nd half: 13-18 72.2% Game: 13-20 65.0%

Villanova 85 • 14-4, 5-0 BE

#	Player	Total			3-Ptr			Rebounds			PF	TP	A	TO	Blk	Stl	Min
		FG-FGA	FG-FGA	FT-FTA	FG-FGA	FG-FGA	FT-FTA	Off	Def	Tot							
04	Eric Paschall	5-15	1-7	6-6	1	7	8	3	17	4	2	1	1	0	37		
15	Saddiq Bey	1-3	1-2	0-2	2	5	7	3	3	0	0	0	1	0	27		
23	Jermaine Samuels	3-4	1-1	0-0	3	2	5	2	7	4	2	0	0	0	28		
02	Collin Gillespie	6-10	6-10	0-0	0	1	1	2	18	4	1	0	2	0	39		
05	Phil Booth	8-16	5-9	1-5	0	3	3	2	22	5	3	1	0	26			
01	Jahvon Quinerly	0-0	0-0	2-2	0	0	0	0	2	0	0	0	0	4			
03	Brandon Slater	0-0	0-0	0-0	0	0	0	1	0	0	0	0	0	2			
21	Dhamir Cosby-Roundtr	5-5	0-0	1-1	4	2	6	4	11	1	1	0	0	0	14		
24	Joe Cremon	2-7	1-5	0-0	1	3	4	2	5	3	1	0	0	0	23		
34	Tim Delaney	0-0	0-0	0-0	0	0	0	0	0	0	0	0	0	0	0+		
Team																	
Totals		30-60	15-34	10-16	13	26	39	19	85	21	10	2	4	200			

FG % 1st Half: 15-29 51.7% 2nd half: 15-31 48.4% Game: 30-60 50.0%
 3FG % 1st Half: 8-18 44.4% 2nd half: 7-16 43.8% Game: 15-34 44.1%
 FT % 1st Half: 1-3 33.3% 2nd half: 9-13 69.2% Game: 10-16 62.5%

Officials: Bo Boroski, Brian Dorsey, James Breeding
 Technical fouls: Xavier-None. Villanova-None.
 Attendance: 12103
 2018-19 Men's Basketball. Round: 0. Villanova vs Xavier. Played at .

Score by periods	1st	2nd	Total
Xavier	31	44	75
Villanova	39	46	85

Last FG - XU 2nd-00:20, VU 2nd-00:38.
 Largest lead - XU by 2 1st-19:06, VU by 16 2nd-01:40.
 XU led for 01:52. VU led for 35:47. Game was tied for 02:11.

	In	Off	2nd	Fast	Bench
Points	Paint	T/O	Chance	Break	
XU	42	18	11	7	15
VU	28	11	18	8	18

Score tied - 2 times.
 Lead changed - 5 times.



GAME 19

XAVIER 75
VILLANOVA 85

Fri., Jan. 18, 2019
Wells Fargo Center
Philadelphia, Pa.

• Tyrrique Jones led Xavier with a double-double with 21 points and 12 rebounds, helping XU dominate the paint 42-28.

• Villanova used 15 3-pointers to secure the win.



Marquette 87 • 18-3, 7-1 BE

#	Player	Total			3-Ptr			Rebounds			PF	TP	A	TO	Blk	Stl	Min
		FG-FGA	FG-FGA	FT-FTA	FG-FGA	FG-FGA	FT-FTA	Off	Def	Tot							
04	Theo John	0-0	0-0	0-0	0	2	2	5	0	0	1	1	0	1	0	12	
22	Joey Hauser	1-1	0-0	4-4	1	4	5	3	21	0	1	0	1	0	38		
00	Markus Howard	10-22	4-9	7-8	0	5	5	1	31	4	4	0	2	3	27		
02	Sacar Anim	2-4	1-1	2-3	0	1	1	0	7	3	1	1	2	4	34		
10	Sam Hauser	7-14	4-7	2-2	2	7	9	2	20	2	1	1	0	0	38		
01	Brendan Bailey	1-4	0-2	2-3	1	3	4	0	4	0	0	0	0	0	18		
12	Matt Heldt	1-1	0-0	0-0	2	1	3	5	2	1	0	1	0	1	20		
21	Joseph Chartouny	1-1	0-0	0-0	0	1	1	0	2	0	1	0	1	0	6		
30	Ed Morrow	0-2	0-0	0-0	0	0	0	0	0	0	0	0	0	0	7		
Team																	
Totals		28-58	14-25	17-20	6	24	30	16	87	10	9	4	7	200			

FG % 1st Half: 15-31 48.4% 2nd half: 13-27 48.1% Game: 28-58 48.3%
 3FG % 1st Half: 7-12 58.3% 2nd half: 7-13 53.8% Game: 14-25 56.0%
 FT % 1st Half: 2-3 66.7% 2nd half: 15-17 88.2% Game: 17-20 85.0%

Xavier 82 • 11-10, 3-5 BE

#	Player	Total			3-Ptr			Rebounds			PF	TP	A	TO	Blk	Stl	Min
		FG-FGA	FG-FGA	FT-FTA	FG-FGA	FG-FGA	FT-FTA	Off	Def	Tot							
00	JONES, Tyrrique	6-8	0-0	9-12	3	8	11	2	21	0	2	1	1	0	37		
13	MARSHALL, Naji	6-15	2-6	2-4	1	2	3	4	16	2	3	1	1	0	38		
35	HANKINS, Zach	3-4	0-0	0-0	1	4	5	3	6	2	1	1	0	0	24		
01	SCRUGGS, Paul	8-15	3-4	2-2	0	4	4	3	21	5	0	1	3	38			
02	CASTLIN, Kyle	1-5	1-4	2-2	1	3	4	1	5	3	1	0	0	0	19		
03	GOODIN, Quentin	4-9	1-2	1-2	0	3	3	1	10	3	2	1	1	0	27		
11	KENNEDY, Keonte	0-0	0-0	0-0	0	0	0	0	0	0	0	0	0	0	0+		
32	WELAGE, Ryan	1-2	1-2	0-0	0	1	1	0	3	0	1	0	0	0	17		
Team																	
Totals		29-58	8-18	16-22	8	26	34	15	82	15	10	5	6	200			

FG % 1st Half: 14-27 51.9% 2nd half: 15-31 48.4% Game: 29-58 50.0%
 3FG % 1st Half: 5-9 55.6% 2nd half: 3-9 33.3% Game: 8-18 44.4%
 FT % 1st Half: 6-8 75.0% 2nd half: 10-14 71.4% Game: 16-22 72.7%

Officials: Roger Ayers, Brent Hampton, Tim Clougherty
 Technical fouls: Marquette-None. Xavier-TEAM.
 Attendance: 10547

Score by periods	1st	2nd	Total
Marquette	39	48	87
Xavier	39	43	82

	In	Off	2nd	Fast	Bench
Points	Paint	T/O	Chance	Break	
MAR	18	6	12	0	22
XU	36	9	11	5	13

Last FG - MAR 2nd-02:01, XU 2nd-00:03.
 Largest lead - MAR by 9 2nd-00:59, XU by 11 2nd-14:11.
 MAR led for 06:31. XU led for 29:11. Game was tied for 04:18.

Score tied - 5 times.
 Lead changed - 8 times.



GAME 21

XAVIER 82
MARQUETTE 87

Sat., Jan. 26, 2019
Cintas Center

• Xavier led by 11 points in the second half but couldn't hold off the visitors.

• Xavier doubled up Marquette 36-18 in the paint, but couldn't overcome Marquette's 14 3-pointers on 56 percent 3-point shooting.



Providence 64 • 12-7, 2-4 BE

#	Player	Total			3-Ptr			Rebounds			PF	TP	A	TO	Blk	Stl	Min
		FG-FGA	FG-FGA	FT-FTA	FG-FGA	FG-FGA	FT-FTA	Off	Def	Tot							
00	NICHOLS, Jimmy	1-3	1-1	0-0	0	1	1	0	3	0	2	1	0	0	20		
00	WATSON, Nate	4-7	0-0	3-3	3	3	6	2	11	0	0	0	0	0	14		
03	DUKE, David	1-5	0-2	0-0	1	0	1	1	2	3	1	0	0	0	19		
03	WHITE, Malik	3-7	1-3	0-0	1	1	2	1	7	3	0	0	1	0	22		
11	DIALLO, Alpha	4-13	1-3	2-3	2	4	6	2	11	5	1	1	5	36			
01	ASHTON-LANGFORD, Ma	1-5	0-3	0-0	0	0	0	3	2	3	3	0	3	25			
02	MONROE, Kris	0-2	0-1	2-2	1	1	2	0	2	0	0	0	0	5			
13	YOUNG, Kalif	3-4	0-0	1-2	2	2	4	2	7	0	1	0	1	16			
25	EDWARDS, Drew	2-7	2-6	0-0	0	1	1	1	6	0	2	0	0	14			
44	JACKSON, Isaiah	6-8	1-3	0-0	3	1	4	0	13	2	0	0	1	29			
Team																	
Totals		25-61	6-22	8-10	14	16	30	12	64	16	10	5	11	200			

FG % 1st Half: 13-33 39.4% 2nd half: 12-28 42.9% Game: 25-61 41.0%
 3FG % 1st Half: 3-11 27.3% 2nd half: 3-11 27.3% Game: 6-22 27.3%
 FT % 1st Half: 4-5 80.0% 2nd half: 4-5 80.0% Game: 8-10 80.0%

Xavier 62 • 11-9, 3-4 BE

#	Player	Total			3-Ptr			Rebounds			PF	TP	A	TO	Blk	Stl	Min
		FG-FGA	FG-FGA	FT-FTA	FG-FGA	FG-FGA	FT-FTA	Off	Def	Tot							
00	JONES, Tyrrique	6-12	0-0	0-0	4	3	7	0	12	1	2	0	0	0	32		
13	MARSHALL, Naji	3-5	1-2	2-2	0	4	4	4	9	4	3	0	1	0	26		
35	HANKINS, Zach	6-8	0-0	0-0	1	2	3	2	12	1	0	2	0	0	26		
01	SCRUGGS, Paul	5-11	2-6	2-2	1	2	3	14	4	5	0	3	37				
02	CASTLIN, Kyle	1-6	0-3	2-2	1	9	10	1	4	2	2	0	0	0	29		
03	GOOD																

Xavier 54 • 11-12, 3-7 BE

#	Player	Total			3-Ptr			Rebounds			PF	TP	A	TO	Blk	Stl	Min
		FG-FGA	FG-FGA	FT-FTA	FG-FGA	FG-FGA	FT-FTA	Off	Def	Tot							
00	JONES, Tyrique	f	5-7	0-0	0-0	2	0	2	3	10	1	3	2	0	0	22	
10	MARSHALL, Najj	f	2-6	0-4	2-2	1	2	3	2	6	4	6	0	0	26		
01	SCRUGGS, Paul	g	2-7	1-4	0-0	0	5	5	1	5	4	0	0	3	36		
02	CASTLIN, Kyle	g	1-4	1-3	2-2	1	2	3	3	5	0	1	0	0	20		
03	GOODIN, Quentin	g	5-12	2-7	1-2	1	3	4	3	13	7	3	0	1	35		
04	HARDEN, Elias	g	1-6	1-4	0-0	0	2	2	0	3	2	2	0	0	20		
10	SCHRAND, Leighton	0	0-0	0-0	0	0	0	0	0	0	0	0	0	0	1		
11	KENNEDY, Keonte	1	1-1	1-1	0-0	0	0	0	0	3	1	0	0	0	11		
12	JAMES, Dontarius	0	0-0	0-0	0	0	0	0	0	0	0	0	0	0	2		
32	WELAGE, Ryan	1	1-1	1-1	0-0	0	0	0	2	3	0	1	0	0	4		
05	HANKINS, Zach	3	3-5	0-0	0-1	2	0	2	1	6	0	2	1	1	23		
Team						4			0			1					
Totals			21-49	7-24	5-7	11	14	25	15	54	19	19	3	5	200		

FG % 1st Half: 10-22 45.5% 2nd half: 11-27 40.7% Game: 21-49 42.9% Deadball Rebounds 1
 3FG % 1st Half: 5-13 38.5% 2nd half: 2-11 18.2% Game: 7-24 29.2%
 FT % 1st Half: 1-2 50.0% 2nd half: 4-5 80.0% Game: 5-7 71.4%

Creighton 76 • 13-9, 4-5 BE

#	Player	Total			3-Ptr			Rebounds			PF	TP	A	TO	Blk	Stl	Min
		FG-FGA	FG-FGA	FT-FTA	FG-FGA	FG-FGA	FT-FTA	Off	Def	Tot							
00	KRAMPELJ, Martin	f	8-11	0-1	7-7	2	4	6	4	23	2	3	1	4	24		
15	MINTZ, Davion	g	3-8	2-4	0-0	0	0	0	1	8	1	1	0	0	30		
06	ALEXANDER, Ty-Shon	g	3-8	1-3	0-0	0	3	3	2	7	3	1	0	0	34		
11	ZEGAROWSKI, Marcus	g	5-7	1-2	2-2	0	1	1	2	13	1	2	0	2	29		
24	BALLOCK, Mitch	g	2-4	2-4	2-2	2	2	4	1	8	3	1	0	0	35		
12	SCURRY, Jordan	1	1-1	1-1	0-0	0	0	0	0	3	0	0	0	0	1		
13	BISHOP, Christian	2	2-2	0-0	0	0	0	0	4	4	1	2	2	0	10		
14	JOSEPH, Kaleb	3	3-6	0-0	2-2	0	4	4	1	8	3	0	1	1	29		
31	FROLING, Samson	1	1-1	0-0	0-0	0	2	2	0	2	0	2	0	0	8		
Team						2			1			3					
Totals			28-48	7-15	13-13	6	17	23	15	76	14	13	4	7	200		

FG % 1st Half: 16-27 59.3% 2nd half: 12-21 57.1% Game: 28-48 58.3% Deadball Rebounds 0.1
 3FG % 1st Half: 2-4 50.0% 2nd half: 5-11 45.5% Game: 7-15 46.7%
 FT % 1st Half: 7-7 100.0% 2nd half: 6-6 100.0% Game: 13-13 100.0%

Officials: Michael Stephens, Brian O'Connell, Ray Nattli
 Technical fouls: Xavier-None, Creighton-None.
 Attendance: 16878
 Martin Krampelj career-high in steals (was 3) and ties career-high in points.
 Greg McDermott's 200th win at Creighton.

Score by periods	1st	2nd	Total
Xavier	26	28	54
Creighton	41	35	76

Points	In	Off	2nd	Fast	Bench
XU	26	14	8	2	15
CU	36	15	9	4	17

Last FG - XU 2nd-00:52, CU 2nd-00:41.
 Largest lead - XU None, CU by 22 2nd-01:24.
 XU led for 00:00, CU led for 38:12. Game was tied for 01:48.
 Score tied - 1 time.
 Lead changed - 0 times.

DePaul 74 • 13-9, 5-6 BE

#	Player	Total			3-Ptr			Rebounds			PF	TP	A	TO	Blk	Stl	Min
		FG-FGA	FG-FGA	FT-FTA	FG-FGA	FG-FGA	FT-FTA	Off	Def	Tot							
02	BUTZ, Jaylen	f	3-6	0-0	0-0	3	3	6	1	6	2	0	0	0	0	29	
04	REED, Paul	f	6-12	1-2	2-2	2	6	8	2	15	0	2	3	2	27		
03	GAGE, Devin	g	3-4	0-0	2-2	0	5	5	3	8	4	0	0	2	28		
11	CAIN, Eli	g	4-10	2-5	3-4	2	3	5	3	13	2	3	0	2	38		
31	STRUS, Max	g	6-20	1-9	4-4	2	3	5	4	17	1	3	0	2	39		
06	SHREINER, Lyrik	0	0-1	0-1	0-0	0	1	1	3	0	0	1	0	0	15		
25	OLLIOBI, Ferni	0	6-9	0-1	3-7	5	4	9	1	15	2	3	0	1	24		
Team						0			1			1					
Totals			28-62	4-18	14-19	14	26	40	17	74	11	12	3	9	200		

FG % 1st Half: 13-37 35.1% 2nd half: 15-25 60.0% Game: 28-62 45.2% Deadball Rebounds 1
 3FG % 1st Half: 2-11 18.2% 2nd half: 2-7 28.6% Game: 4-18 22.2%
 FT % 1st Half: 2-5 40.0% 2nd half: 12-14 85.7% Game: 14-19 73.7%

Xavier 62 • 11-13, 3-8 BE

#	Player	Total			3-Ptr			Rebounds			PF	TP	A	TO	Blk	Stl	Min
		FG-FGA	FG-FGA	FT-FTA	FG-FGA	FG-FGA	FT-FTA	Off	Def	Tot							
00	JONES, Tyrique	f	4-9	0-0	1-3	4	5	9	3	9	2	2	1	2	30		
13	MARSHALL, Najj	f	7-15	2-3	6-7	0	4	4	5	22	4	5	1	1	36		
05	HANKINS, Zach	f	2-5	0-1	1-0	1	6	7	2	4	1	0	3	0	19		
01	SCRUGGS, Paul	g	5-11	2-7	1-2	1	4	5	2	13	3	6	1	1	37		
03	GOODIN, Quentin	g	2-9	1-5	7-8	0	3	3	2	12	1	3	0	0	38		
02	CASTLIN, Kyle	g	0-1	0-1	0-0	0	0	0	0	0	0	0	0	0	22		
04	HARDEN, Elias	0	0-0	0-0	0	0	0	0	1	0	0	0	0	0	10		
32	WELAGE, Ryan	1	1-2	0-1	0-0	0	1	1	2	2	1	0	0	0	8		
Team						1			0			1					
Totals			21-52	5-18	15-20	8	24	32	17	62	12	16	6	4	200		

FG % 1st Half: 11-29 37.9% 2nd half: 10-23 43.5% Game: 21-52 40.4% Deadball Rebounds 2
 3FG % 1st Half: 3-13 23.1% 2nd half: 2-5 40.0% Game: 5-18 27.8%
 FT % 1st Half: 6-10 60.0% 2nd half: 9-10 90.0% Game: 15-20 75.0%

Score by periods	1st	2nd	Total
DePaul	30	44	74
Xavier	31	31	62

Points	In	Off	2nd	Fast	Bench
DePaul	40	15	18	14	15
XU	32	8	2	2	2

Officials: James Breeding, Earl Walton, Evon Burroughs
 Technical fouls: DePaul-None, Xavier-None.
 Attendance: 10242
 Last FG - DPU 2nd-01:23, XU 2nd-00:36.
 Largest lead - DPU by 13 2nd-00:42, XU by 8 2nd-12:24.
 DPU led for 12:36, XU led for 20:44. Game was tied for 06:38.
 Score tied - 8 times.
 Lead changed - 8 times.



GAME 23

XAVIER 54
 CREIGHTON 76

Sun., Feb. 3, 2019
 CenturyLink Center
 Omaha, Neb.

• Xavier used a 13-2 run in the second half to cut Creighton's lead in half, but it wasn't enough to overcome the Bluejays 58.3 percent field goal shooting for the game.

• Creighton won the points in the paint 36-26.



Creighton 61 • 13-12, 4-8

#	Player	Total			3-Ptr			Rebounds			PF	TP	A	TO	Blk	Stl	Min
		FG-FGA	FG-FGA	FT-FTA	FG-FGA	FG-FGA	FT-FTA	Off	Def	Tot							
15	KRAMPELJ, Martin	f	5-14	2-6	6-7	4	5	9	4	18	2	1	2	0	29		
01	MINTZ, Davion	g	3-11	2-6	0-0	0	1	1	1	8	4	3	0	2	33		
05	ALEXANDER, Ty-Shon	g	3-13	3-9	0-0	3	7	10	0	9	5	2	0	4	42		
14	JOSEPH, Kaleb	g	5-9	1-2	0-0	1	4	5	2	11	1	1	0	2	33		
24	BALLOCK, Mitch	g	2-7	0-4	0-0	2	3	5	0	4	2	2	1	2	43		
02	CASHAW, Connor	0	0-0	0-0	0-2	0	1	1	1	0	0	0	0	1	9		
13	BISHOP, Christian	1	1-1	0-0	0-1	0	0	0	0	1	2	0	0	2	5		
23	JEFFERSON, Damien	2	2-4	1-1	0-0	0	6	6	0	5	1	2	0	1	20		
31	FROLING, Samson	2	2-5	0-1	0-0	1	3	4	4	4	0	1	2	0	11		
Team						0			1			1					
Totals			23-64	9-29	6-10	11	31	42	13	61	15	13	7	12	225		

FG % 1st Half: 10-28 35.7% 2nd half: 12-30 40.0% OT: 1-6 16.7% Game: 23-64 35.9% Deadball Rebounds 2
 3FG % 1st Half: 4-11 36.4% 2nd half: 5-14 35.7% OT: 0-4 0.0% Game: 9-29 31.0%
 FT % 1st Half: 6-9 66.7% 2nd half: 0-0 0.0% OT: 0-1 0.0% Game: 6-10 60.0%

Xavier 64 • 12-13, 4-8

#	Player	Total			3-Ptr			Rebounds			PF	TP	A	TO	Blk	Stl	Min
		FG-FGA	FG-FGA	FT-FTA	FG-FGA	FG-FGA	FT-FTA	Off	Def	Tot							
00	JONES, Tyrique	f	5-7	0-0	2-4	4	2	6	3	12	1	1	1	2	28		
13	MARSHALL, Najj	f	8-11	5-11	0-0	1	6	7	1	23	5	3	0	0	41		
05	HANKINS, Zach	f	5-8	0-0	0-0	1	5	6	3	10	0	2	3	1	20		
01	SCRUGGS, Paul	g	1-4	0-2	1-2	2	6	8	1	3	4	5	2	0	27		
03	GOODIN, Quentin	g	3-10	0-3	1-2	1	4	5	4	7	4	3	0	4	35		
02	CASTLIN, Kyle	g	1-3	1-1	0-0	0	4	4	2	3	0	0	0	0	26		
04	HARDEN, Elias	0	0-3	0-3	0-0	0	2	2	0	0	1	0	2	0	21		
32	WELAGE, Ryan	2	2-7	2-6	0-0	1	2	3	2	6	3	1	1	0			

Xavier 70 • 14-13, 6-8 BE

#	Player	Total			3-Ptr			Rebounds			PF	TP	A	TO	Blk	Stl	Min
		FG-FGA	FG-FGA	FT-FTA	FG-FGA	FG-FGA	FT-FTA	Off	Def	Tot							
00	JONES, Tyrrique	f	7-14	0-0	4-5	6	9	15	2	18	2	2	2	1	0	30	
05	HANKINS, Zach	f	5-8	0-0	0-0	1	3	4	2	10	3	1	1	0	23		
01	SCRUGGS, Paul	g	0-3	0-1	1-2	1	3	4	2	1	3	4	1	0	21		
03	GOODIN, Quentin	g	2-5	1-4	2-2	0	2	2	3	7	3	5	0	0	37		
13	MARSHALL, Najj	g	11-23	5-12	1-4	1	5	6	3	28	5	4	0	1	39		
02	CASTLIN, Kyle	g	0-1	0-0	0-0	1	3	4	3	0	1	0	0	0	22		
04	HARDEN, Elias	g	1-1	0-0	1-3	0	2	2	3	3	1	0	1	0	20		
32	WELAGE, Ryan	g	1-2	1-2	0-0	0	0	0	1	3	0	0	0	0	8		
Team						2	2	4			1						
Totals			27-57	7-19	9-16	12	29	41	19	70	18	17	5	3	200		

FG % 1st Half: 17-32 53.1% 2nd half: 10-25 40.0% Game: 27-57 47.4%
 3FG % 1st Half: 3-10 30.0% 2nd half: 4-9 44.4% Game: 7-19 36.8%
 FT % 1st Half: 9-12 75.0% 2nd half: 0-4 0.0% Game: 9-16 56.3%

Seton Hall 69 • 16-10, 7-7 BE

#	Player	Total			3-Ptr			Rebounds			PF	TP	A	TO	Blk	Stl	Min
		FG-FGA	FG-FGA	FT-FTA	FG-FGA	FG-FGA	FT-FTA	Off	Def	Tot							
23	MANUKEKASHVILI, S.	f	4-8	0-2	2-3	3	5	8	4	10	2	2	1	1	27		
05	GILL, Romaro	c	0-0	0-0	0-0	2	0	2	0	0	0	1	0	0	9		
00	MCKNIGHT, Quincy	g	4-13	1-5	0-0	1	2	3	2	9	4	3	0	1	31		
13	POWELL, Myles	g	6-16	2-7	3-5	2	6	8	0	17	2	1	0	4	40		
22	CALE, Myles	g	9-16	3-8	0-1	2	3	5	4	21	2	1	0	1	34		
01	NZEI, Michael	g	1-3	0-0	2-2	0	3	3	4	4	0	1	1	0	26		
02	NELSON, Anthony	g	0-0	0-0	0-0	0	0	0	0	0	1	0	0	0	3		
14	RHODEN, Jared	g	0-3	0-2	0-0	0	2	2	1	0	2	0	0	1	10		
15	THOMPSON, Tarean	g	2-3	0-0	0-1	2	1	3	0	4	0	0	0	1	11		
33	REYNOLDS, Shavar	g	1-3	0-2	2-2	0	0	0	1	4	1	0	0	0	9		
Team						1	0	1			1						
Totals			27-65	6-26	9-14	13	22	35	16	69	14	9	2	9	200		

FG % 1st Half: 17-34 50.0% 2nd half: 10-31 32.3% Game: 27-65 41.5%
 3FG % 1st Half: 3-12 25.0% 2nd half: 3-14 21.4% Game: 6-26 23.1%
 FT % 1st Half: 1-3 33.3% 2nd half: 6-11 72.7% Game: 9-14 64.3%

Officials: Paul Szec, Jeff Clark, Jeffrey Anderson
 Technical fouls: Xavier-None, Seton Hall-None.
 Attendance: 7916

Score by periods	1st	2nd	Total
Xavier	46	24	70
Seton Hall	38	31	69

	In	Off	2nd	Fast	Bench
Points	36	8	13	0	6
XU	8	16	9	11	12
SH					

Last FG - XU 2nd-02:48, SH 2nd-01:48.
 Largest lead - XU by 16 2nd-06:23, SH by 3 1st-03:33.
 XU led for 36:49. SH led for 02:15. Game was tied for 00:56.

Score tied - 2 times.
 Lead changed - 4 times.



GAME 27

XAVIER 70
 SETON HALL 69

Wed., Feb. 20, 2019
 Prudential Center
 Newark, N.J.

• Tyrrique Jones had his 18 points and 10 of his boards in the first half.

• Najj Marshall scored 28 points, including three 3-pointers during a 17-3 second-half run.

• Seton Hall had a late 17-2 run that fell short.



Xavier 84 • (16-13, 8-8 BE)

#	Player	Total			3-Ptr			Rebounds			PF	TP	A	TO	Blk	Stl	Min
		FG-FGA	FG-FGA	FT-FTA	FG-FGA	FG-FGA	FT-FTA	Off	Def	Tot							
00	JONES, Tyrrique	f	4-5	0-0	3-6	6	4	10	3	11	4	3	2	0	35		
13	MARSHALL, Najj	f	8-19	5-12	10-12	0	6	6	1	31	1	3	0	3	37		
35	HANKINS, Zach	f	4-6	0-0	3-5	2	5	7	0	11	2	0	0	0	23		
01	SCRUGGS, Paul	g	2-4	0-2	2-2	0	1	1	3	6	2	4	0	1	28		
03	GOODIN, Quentin	g	4-8	2-5	3-4	2	2	4	0	13	3	5	0	2	40		
02	CASTLIN, Kyle	g	1-3	0-1	4-4	2	3	5	2	6	1	1	0	0	27		
32	WELAGE, Ryan	g	2-4	2-4	0-0	0	1	1	1	6	0	0	1	0	10		
Team						2	2	4									
Totals			25-49	9-24	25-33	14	24	38	10	84	13	16	3	6	200		

FG % 1st Half: 14-30 46.7% 2nd half: 11-19 57.9% Game: 25-49 51.0%
 3FG % 1st Half: 6-17 35.3% 2nd half: 3-7 42.9% Game: 9-24 37.5%
 FT % 1st Half: 4-6 66.7% 2nd half: 21-27 77.8% Game: 25-33 75.8%

St. John's 73 • (20-9, 8-8 BE)

#	Player	Total			3-Ptr			Rebounds			PF	TP	A	TO	Blk	Stl	Min
		FG-FGA	FG-FGA	FT-FTA	FG-FGA	FG-FGA	FT-FTA	Off	Def	Tot							
00	KEITA, Sedee	f	0-2	0-0	0-0	0	0	0	2	0	0	0	0	0	11		
13	CLARK II, Marvin	f	4-11	3-8	0-0	1	3	4	11	3	1	1	0	0	36		
02	PONDS, Shamorie	g	5-16	2-6	1-1	0	0	0	4	13	6	1	0	4	37		
05	SIMON, Justin	g	2-4	1-1	1-2	1	6	7	3	6	1	6	2	0	35		
30	FIGUEROA, Josh	g	10-16	1-5	2-2	2	3	5	1	23	4	1	0	1	32		
01	ROBERTS, LJ	g	4-4	0-0	0-0	2	1	3	1	8	0	0	0	1	16		
04	WILLIAMS JR, Greg	g	1-2	1-1	0-0	0	1	1	3	3	0	0	0	1	9		
10	EARLINGTON, Marcellu	g	0-1	0-0	0-0	1	0	0	1	9	0	0	0	0	2		
12	TRIMBLE JR, Bryan	g	0-0	0-0	0-0	0	0	0	1	9	0	0	0	0	22		
Team						1	0	1									
Totals			29-61	11-26	4-5	8	14	22	20	73	14	9	3	9	200		

FG % 1st Half: 13-29 44.8% 2nd half: 16-32 50.0% Game: 29-61 47.5%
 3FG % 1st Half: 4-11 36.4% 2nd half: 7-15 46.7% Game: 11-26 42.3%
 FT % 1st Half: 0-0 0.0% 2nd half: 4-5 80.0% Game: 4-5 80.0%

Officials: Pat Driscoll, Bill Covington Jr., Nathan Farrell
 Technical fouls: Xavier-JONES, Tyrrique, St. John's-PONDS, Shamorie, TEAM;
 TRIMBLE JR, Bryan.
 Attendance: 5602

Score by periods	1st	2nd	Total
Xavier	38	46	84
St. John's	30	43	73

	In	Off	2nd	Fast	Bench
Points	28	8	22	2	12
XU	8	16	9	11	12
SJU					

Last FG - XU 2nd-04:27, SJU 2nd-00:47.
 Largest lead - XU by 16 2nd-03:45, SJU by 2 1st-19:23.
 XU led for 38:23. SJU led for 00:25. Game was tied for 01:12.

Score tied - 1 time.
 Lead changed - 1 time.



GAME 29

XAVIER 84
 ST. JOHN'S 73

Thu., Feb. 28, 2019
 Carnesecca Arena
 Queens, N.Y.

• Najj Marshall scored a career-high 31 points, including five 3-pointers. Tyrrique Jones added a double-double.

• Xavier led by only three points, 58-55, with 10 minutes left but pulled away with a 17-4 run.



Villanova 54 • 20-8, 11-4 BE

#	Player	Total			3-Ptr			Rebounds			PF	TP	A	TO	Blk	Stl	Min
		FG-FGA	FG-FGA	FT-FTA	FG-FGA	FG-FGA	FT-FTA	Off	Def	Tot							
04	Eric Paschall	f	5-10	3-5	4-4	1	1	2	2	17	2	3	2	1	33		
15	Saddiq Bey	f	4-9	2-6	0-0	4	4	8	0	10	2	0	0	1	21		
21	Dhamir Cosby-Roundtr	f	0-3	0-0	0-0	2	2	2	0	1	0	0	0	0	33		
02	Collin Gillespie	g	2-6	2-6	0-0	1	2	3	5	6	1	0	0	1	28		
05	Phil Booth	g	6-18	2-9	0-0	1	5	6	4	14	4	3	0	0	36		
01	Jahvon Quinerly	g	2-8	1-6	0-0	1	2	3	1	5	1	1	0	1	20		
03	Brandon Slater	g	0-0	0-0	0-0	0	0	0	0	0	0	0	0	0	1		
23	Jermaine Samuels	g	0-1	0-1	0-0	3	1	4	3	0	0	1	1	0	16		
24	Joe Cremon	g	1-4	0-3	0-0	0	2	2	1	2	2	0	0	0	12		
Team						0	3	3			2						
Totals			20-59	10-36	4-4	11	22	33	18	54	13	10	3	5	200		

FG % 1st Half: 12-30 40.0% 2nd half: 8-29 27.6% Game: 20-59 33.9%
 3FG % 1st Half: 6-18 33.3% 2nd half: 4-18 22.2% Game: 10-36 27.8%
 FT % 1st Half: 0-0 0.0% 2nd half: 4-4 100.0% Game: 4-4 100.0%

Xavier 66 • 15-13, 7-8 BE

#	Player	Total			3-Ptr			Rebounds			PF	TP	A	TO	Blk	Stl	Min
		FG-FGA	FG-FGA	FT-FTA	FG-FGA	FG-FGA	FT-FTA	Off	Def	Tot							
00	JONES, Tyrrique	f	3-3	0-0	0-0	3	5	8	4	6	0	2	1	1	26		
13	MARSHALL, Najj	f	6-12	2-8	3-6	1	7	7	1	17	4	3	0	1	40		
05	HANKINS, Zach	f	4-8	0-0	2-2	2	2	4	0	10	0	0	2	0	25		
01	SCRUGGS, Paul	g	4-7	2-4	4-6	0	6	6	2	14	2	0	0</				



GAME 33

**XAVIER 67
VILLANOVA 71 (OT)
Fri., Mar. 15, 2019
BIG EAST Tournament
Madison Square Garden
New York, N.Y.**

• Xavier led for the majority of regulation and held a four-point lead with under a minute left.

• Paul Scruggs, an All-Tournament Team pick, had career highs of 28 points and 11 rebounds.



St. John's 68 - 20-11, 8-10 BE

#	Player	Total			3-Ptr			Rebounds			PF	TP	A	TO	Blk	Stl	Min
		FG-FGA	FG-FGA	FT-FTA	FG-FGA	FG-FGA	FT-FTA	Off	Def	Tot							
13	CLARK II, Marvin	2-11	2-7	0-0	2	6	8	3	6	2	0	0	2			34	
30	FIGUEROA, LJ	9-12	2-2	0-0	2	3	5	2	20	1	3	0	1			36	
02	PONDS, Shamorie	6-15	3-9	4-4	1	3	4	4	19	10	0	1	2			36	
05	SIMON, Justin	6-12	0-0	1-2	0	2	2	4	13	1	1	0	1			33	
14	HERON, Mustapha	4-8	0-1	2-3	0	2	2	1	10	0	0	0	0			34	
01	ROBERTS, Josh	0-0	0-0	0-0	0	1	1	2	0	0	0	0	0			9	
12	TRIMBLE JR, Bryan	0-1	0-1	0-0	0	2	2	1	0	0	0	0	1			18	
Team																	
Totals		27-59	7-20	7-9	5	19	24	17	68	14	4	1	7			200	
FG % 1st Half: 14-29		48.3%	2nd half: 13-30	43.3%	Game: 27-59		45.8%	Deadball								Rebounds	
3FG % 1st Half: 4-11		36.4%	2nd half: 3-9	33.3%	Game: 7-20		35.0%	2								1.1	
FT % 1st Half: 1-2		50.0%	2nd half: 6-7	85.7%	Game: 7-9		77.8%										

Xavier 81 - 17-14, 9-9 BE

#	Player	Total			3-Ptr			Rebounds			PF	TP	A	TO	Blk	Stl	Min
		FG-FGA	FG-FGA	FT-FTA	FG-FGA	FG-FGA	FT-FTA	Off	Def	Tot							
00	JONES, Tyrique	3-4	0-0	4-6	3	4	7	2	10	1	0	0	1			19	
35	HANKINS, Zach	5-8	0-0	2-3	3	4	7	2	12	2	2	3	0			29	
01	SCRUGGS, Paul	7-18	2-8	6-8	1	5	6	3	22	4	3	0	0			40	
02	CASTLIN, Kyle	4-6	2-4	2-3	1	5	6	2	12	1	2	0	1			32	
03	GOODIN, Quentin	1-6	1-5	0-0	0	7	7	4	3	7	1	0	1			39	
04	HARDEN, Elias	1-1	1-1	0-0	0	0	0	3	0	0	0	0	0			11	
10	SCHRAND, Leighton	0-0	0-0	0-0	0	0	0	0	0	0	0	0	0			0+	
12	JAMES, Dontarius	0-0	0-0	0-0	0	0	0	0	0	0	0	0	0			0+	
32	WELAGE, Ryan	7-11	5-8	0-0	1	2	3	0	19	4	1	1	0			30	
Team																	
Totals		28-54	11-26	14-20	10	28	38	13	81	19	10	4	3			200	
FG % 1st Half: 14-31		45.2%	2nd half: 14-23	60.9%	Game: 28-54		51.9%	Deadball								Rebounds	
3FG % 1st Half: 7-16		43.8%	2nd half: 4-10	40.0%	Game: 11-26		42.3%	2								2	
FT % 1st Half: 3-6		50.0%	2nd half: 11-14	78.6%	Game: 14-20		70.0%										

Officials: Brian O'Connell, Jeff Clark, Earl Walton
Technical fouls: St. John's-None, Xavier-None.
Attendance: 10391

Score by periods	1st	2nd	Total
St. John's	33	35	68
Xavier	38	43	81

Last FG - SJU 2nd-00:36, XU 2nd-01:20.
Largest lead - SJU by 1 1st-04:27, XU by 13 2nd-02:02.
SJU led for 00:24, XU led for 35:36. Game was tied for 03:51.

Points	In	Off	2nd	Fast	Bench
SJU	28	9	4	10	0
XU	24	3	11	4	22

Score tied - 4 times.
Lead changed - 2 times.



GAME 31

**XAVIER 81
ST. JOHN'S 68
Sat., Mar. 9, 2019
Cintas Center**

• Xavier recorded its ninth straight win over St. John's and completed the season sweep.

• Paul Scruggs celebrated his 21st birthday with 22 points.

• Xavier's three Senior Day honorees combined for 43 points.



Xavier 67 - 18-15

#	Player	Total			3-Ptr			Rebounds			PF	TP	A	TO	Blk	Stl	Min
		FG-FGA	FG-FGA	FT-FTA	FG-FGA	FG-FGA	FT-FTA	Off	Def	Tot							
00	JONES, Tyrique	4-8	0-0	0-0	3	2	5	2	8	1	0	0	1			23	
13	MARSHALL, Najj	1-12	0-7	0-0	0	6	6	5	2	4	3	0	2			40	
35	HANKINS, Zach	8-10	0-0	2-4	2	4	6	3	18	1	1	3	0			30	
01	SCRUGGS, Paul	9-14	4-7	6-9	4	7	11	2	28	7	4	0	2			45	
03	GOODIN, Quentin	2-11	0-5	0-0	0	2	2	1	4	8	2	0	0			42	
02	CASTLIN, Kyle	0-1	0-1	0-0	0	0	0	2	0	0	0	1	0			12	
04	HARDEN, Elias	0-0	0-0	0-0	0	0	0	0	0	0	0	1	0			2	
32	WELAGE, Ryan	3-6	1-4	0-0	1	1	2	3	7	1	0	0	0			31	
Team																	
Totals		27-62	5-24	8-13	14	25	39	18	67	22	13	4	5			225	
FG % 1st Half: 14-28		50.0%	2nd half: 9-26	34.6%	Game: 27-62		43.5%	Deadball								Rebounds	
3FG % 1st Half: 3-8		37.5%	2nd half: 2-12	16.7%	Game: 5-24		20.8%	2								2	
FT % 1st Half: 3-5		60.0%	2nd half: 4-6	66.7%	Game: 8-13		61.5%										

Villanova 71 - 24-9

#	Player	Total			3-Ptr			Rebounds			PF	TP	A	TO	Blk	Stl	Min
		FG-FGA	FG-FGA	FT-FTA	FG-FGA	FG-FGA	FT-FTA	Off	Def	Tot							
04	Eric Paschall	4-11	1-4	3-4	1	4	5	0	12	0	5	0	1			43	
13	Saddiq Bey	5-8	0-1	0-0	3	4	7	2	10	2	1	1	1			36	
23	Jermaine Samuels	5-14	4-10	3-4	4	5	9	1	17	4	2	0	0			41	
02	Collin Gillespie	1-6	0-3	0-0	0	1	1	4	2	1	2	0	1			33	
05	Phil Booth	9-20	4-10	6-9	2	5	7	1	28	5	1	0	0			44	
20	Swider, Cole	0-1	0-1	0-0	0	0	0	0	0	0	0	0	0			5	
21	Dhamir Cosby-Roundtr	1-1	0-0	0-0	0	2	2	4	2	0	0	0	0			19	
24	Joe Cremonesi	0-0	0-0	0-0	0	1	1	0	0	1	0	0	0			4	
Team																	
Totals		25-61	9-29	12-17	13	24	37	12	71	14	12	1	3			225	
FG % 1st Half: 11-26		42.3%	2nd half: 10-27	37.0%	Game: 25-61		41.0%	Deadball								Rebounds	
3FG % 1st Half: 4-14		28.6%	2nd half: 3-11	27.3%	Game: 9-29		31.0%	3								3	
FT % 1st Half: 2-3		66.7%	2nd half: 7-9	77.8%	Game: 12-17		70.6%										

Officials: Jeff Anderson, Brian O'Connell, Mike Stephens
Technical fouls: Xavier-None, Villanova-None.
Attendance: 19812

Score by periods	1st	2nd	OT	Total
Xavier	34	24	9	67
Villanova	28	30	13	71

Points	In	Off	2nd	Fast	Bench
XU	44	6	8	5	4
VU	30	10	14	4	2

Last FG - XU OT-01:26, VU OT-02:23.
Largest lead - XU by 10 1st-02:34, VU by 6 OT-02:23.
XU led for 29:17, VU led for 12:03. Game was tied for 03:40.

Score tied - 5 times.
Lead changed - 5 times.

Creighton 61 - 18-14

#	Player	Total			3-Ptr			Rebounds			PF	TP	A	TO	Blk	Stl	Min
		FG-FGA	FG-FGA	FT-FTA	FG-FGA	FG-FGA	FT-FTA	Off	Def	Tot							
15	KRAMPELJ, Martin	7-13	0-2	1-1	2	7	9	4	14	2	1	1	0			31	
01	MINTZ, Davon	1-5	1-3	1-4	0	1	1	2	4	2	1	0	2			30	
05	ALEXANDER, Ty-Shon	8-17	4-9	1-1	0	4	4	0	21	3	0	0	3			35	
11	ZEGAROWSKI, Marcus	3-8	2-5	0-0	0	3	3	3	8	3	3	0	1			34	
24	BALLOCK, Mitch	3-9	3-8	1-2	2	5	7	0	10	2	2	0	0			35	
02	CASHAW, Connor	1-1	0-0	0-0	0	3	3	2	2	0	0	0	0			11	
13	BISHOP, Christian	0-0	0-0	0-0	1	1	2	2	0	0	0	0	0			4	
14	JOSEPH, Kaleb	1-6	0-3	0-0	0	0	0	1	2	1	0	0	0			14	
31	FROLING, Samson	0-1	0-0	0-0	0	0	0	0	0	0	0	0	0			6	
Team																	
Totals		24-60	10-30	3-8	5	24	29	14	61	13	9	1	6			200	
FG % 1st Half: 11-31		35.5%	2nd half: 13-29	44.8%	Game: 24-60		40.0%	Deadball								Rebounds	
3FG % 1st Half: 6-17		35.3%	2nd half: 4-13	30.8%	Game: 10-30		33.3%	4.5									
FT % 1st Half: 1-2		50.0%	2nd half: 2-6	33.3%	Game: 3-8		37.5%										

Xavier 63 - 18-14

#	Player	Total			3-Ptr			Rebounds			PF	TP	A	TO	Blk	Stl	Min
		FG-FGA	FG-FGA	FT-FTA	FG-FGA	FG-FGA	FT-FTA	Off	Def	Tot							

Toledo 64 • 25-8

#	Player	Total			3-Ptr			Rebounds			PF	TP	A	TO	Blk	Stl	Min
		FG-FGA	FG-FGA	FT-FTA	Off	Def	Tot	Off	Def	Tot							
15	EDU, AJ	0-5	0-1	1-2	1	4	5	2	1	2	1	2	1	2	2	30	
35	NAVIGATO, Nate	6-9	4-7	0-1	1	3	4	0	16	0	2	1	1	1	37		
30	KNAPE, Luke	2-9	0-4	0-0	0	7	7	3	4	1	0	2	1	1	35		
13	SANFORD, Jaelan	6-17	1-6	6-6	1	5	6	4	23	3	2	0	0	0	38		
32	DARRINGTON, Chris	7-15	4-8	0-0	0	5	5	3	18	4	3	0	2	36			
00	GORDON IV, James	0-1	0-0	2-2	0	0	0	0	2	0	0	0	0	2			
11	LITTLESON, Spencer	0-3	0-2	0-0	1	1	2	3	0	2	1	1	0	21			
41	HILL, Logan	0-0	0-0	0-0	0	0	0	0	0	0	0	0	0	1			
Team						1		2									
Totals		23-59		9-28		9-11		5		26		31		15		64	
FG % 1st Half: 11-29		37.9%		2nd half: 12-30		40.0%		Game: 23-59		39.0%		Deadball					
3FG % 1st Half: 5-12		41.7%		2nd half: 4-16		25.0%		Game: 9-28		32.1%		Rebounds					
FT % 1st Half: 0-1		0.0%		2nd half: 9-10		90.0%		Game: 9-11		81.8%		0					

Xavier 78 • 19-15

#	Player	Total			3-Ptr			Rebounds			PF	TP	A	TO	Blk	Stl	Min
		FG-FGA	FG-FGA	FT-FTA	Off	Def	Tot	Off	Def	Tot							
00	JONES, Tyrique	7-11	0-0	0-0	5	3	8	1	14	2	1	3	1	29			
13	MARSHALL, Najji	5-16	1-6	9-9	4	17	21	1	20	6	2	0	4	35			
35	HANKINS, Zach	3-4	0-0	0-0	0	2	2	2	6	1	0	0	1	18			
01	SCRUGGS, Paul	4-15	2-9	0-0	4	2	6	1	10	3	2	0	0	34			
03	GOODIN, Quentin	4-11	2-5	1-2	0	5	5	1	11	5	1	0	0	33			
02	CASTLIN, Kyle	1-5	0-1	1-2	1	2	3	1	3	1	0	0	0	19			
04	HARDEN, Elias	3-6	2-4	0-0	0	2	2	2	8	0	1	0	0	12			
10	SCHRAND, Leighton	0-0	0-0	0-0	0	0	0	0	0	0	0	0	0	1			
12	JAMES, Dontarius	0-2	0-0	0-0	0	0	0	1	0	0	1	0	0	2			
20	SINGH, Ramon	0-0	0-0	0-0	1	0	1	0	0	0	0	0	0	1			
21	SWETYE, Zak	0-0	0-0	0-0	0	0	0	0	0	0	0	0	0	1			
22	FRAZIER, A.J.	0-0	0-0	0-2	1	0	1	0	0	0	0	0	0	1			
32	WELAGE, Ryan	2-2	2-2	0-0	0	0	0	1	6	0	0	0	1	14			
Team						2		2									
Totals		29-72		9-29		11-15		18		33		51		11		78	
FG % 1st Half: 12-35		34.3%		2nd half: 17-37		45.9%		Game: 29-72		40.3%		Deadball					
3FG % 1st Half: 2-14		14.3%		2nd half: 7-15		46.7%		Game: 9-29		31.0%		Rebounds					
FT % 1st Half: 1-2		50.0%		2nd half: 10-13		76.9%		Game: 11-15		73.3%		3					

Officials: Terry Oglesby, Terry Wymer, Edwin Young

Technical fouls: Toledo-None, Xavier-None.

Attendance: 5769

NIT First Round Game

Score by periods	1st	2nd	Total
Toledo	27	37	64
Xavier	27	51	78

	Points	In Paint	Off T/O	2nd Chance	Fast Break	Bench
Toledo	24	14	2	2	2	2
XU	30	11	16	17	17	17

Last FG - TOLEDO 2nd-02:00, XU 2nd-01:29.

Largest lead - TOLEDO by 4 1st-09:45, XU by 20 2nd-10:30.

TOLEDO led for 10:00. XU led for 24:21. Game was tied for 05:39.

Score tied - 8 times.

Lead changed - 11 times.

Xavier 76 • 19-16

#	Player	Total			3-Ptr			Rebounds			PF	TP	A	TO	Blk	Stl	Min
		FG-FGA	FG-FGA	FT-FTA	Off	Def	Tot	Off	Def	Tot							
00	JONES, Tyrique	10-12	0-0	2-5	2	9	11	4	22	0	3	0	1	34			
13	MARSHALL, Najji	7-19	3-6	2-4	2	6	8	4	19	2	3	0	0	44			
35	HANKINS, Zach	6-8	0-0	1-2	2	7	9	4	13	2	1	0	1	23			
01	SCRUGGS, Paul	2-9	0-4	0-2	1	1	2	2	4	4	2	0	1	35			
03	GOODIN, Quentin	5-7	2-3	2-5	0	3	3	2	14	5	1	0	1	37			
02	CASTLIN, Kyle	1-2	0-1	0-0	1	2	3	2	2	0	0	0	0	28			
04	HARDEN, Elias	0-1	0-1	2-3	0	0	0	2	2	0	0	0	0	9			
32	WELAGE, Ryan	0-4	0-2	0-0	1	1	2	1	0	0	0	0	0	15			
Team						1		0									
Totals		31-62		5-17		9-21		10		29		39		21		76	
FG % 1st Half: 14-27		51.9%		2nd half: 15-28		53.8%		OT: 2-7		28.6%		Game: 31-62		50.0%		Deadball	
3FG % 1st Half: 2-8		25.0%		2nd half: 3-8		37.5%		OT: 0-1		0.0%		Game: 5-17		29.4%		Rebounds	
FT % 1st Half: 2-5		40.0%		2nd half: 5-12		41.7%		OT: 2-4		50.0%		Game: 9-21		42.9%		6	

Texas 78 • 18-16

#	Player	Total			3-Ptr			Rebounds			PF	TP	A	TO	Blk	Stl	Min
		FG-FGA	FG-FGA	FT-FTA	Off	Def	Tot	Off	Def	Tot							
20	Sims, Jericho	3-5	0-0	5-6	4	3	7	4	11	1	2	2	0	25			
21	Osekowski, Dylan	1-6	0-2	3-4	2	3	5	0	5	0	0	1	1	24			
02	Coleman III, Matt	3-13	1-4	0-0	1	2	3	2	7	2	1	0	0	32			
03	Ramey, Courtney	7-16	3-7	0-0	0	8	8	3	17	3	1	0	1	43			
13	Febres, Jase	6-10	5-8	0-0	1	3	4	2	17	2	1	0	1	37			
00	Liddell, Gerald	0-0	0-0	0-0	2	0	2	1	0	0	0	0	0	10			
05	Hamm Jr., Royce	0-0	0-0	0-0	0	1	1	2	0	0	0	1	0	10			
12	Roach II, Kerwin	6-13	2-2	7-15	1	7	8	3	21	6	5	0	0	36			
33	Hepa, Kamaka	0-0	0-0	0-0	0	0	0	0	0	0	0	0	0	4			
55	Mitrou-Long, Elijah	0-0	0-0	0-0	0	0	0	1	0	0	0	0	0	4			
Team						1		0									
Totals		26-63		11-23		15-25		12		27		39		18		78	
FG % 1st Half: 13-27		48.1%		2nd half: 12-31		38.7%		OT: 1-5		20.0%		Game: 26-63		41.3%		Deadball	
3FG % 1st Half: 4-10		40.0%		2nd half: 6-11		54.5%		OT: 1-2		50.0%		Game: 11-23		47.8%		Rebounds	
FT % 1st Half: 8-11		72.7%		2nd half: 2-6		33.3%		OT: 5-8		62.5%		Game: 15-25		60.0%		6	

Officials: Jeb Hartness, Byron Jarrett, Chance Moore

Technical fouls: Xavier-HARDEN, Elias, Texas-Ramey, Courtney.

Attendance: 3204

Score by periods	1st	2nd	OT	Total
Xavier	32	38	6	76
Texas	38	32	8	78

	Points	In Paint	Off T/O	2nd Chance	Fast Break	Bench
XU	50	5	9	3	3	4
UT	24	21	7	9	21	21

Last FG - XU 01-01:43, UT 01-03:53.

Largest lead - XU by 4 1st-09:36, UT by 9 2nd-07:18.

XU led for 10:42. UT led for 31:38. Game was tied for 02:40.

Score tied - 7 times.

Lead changed - 16 times.



GAME 34

XAVIER 78
TOLEDO 64

Wed., Mar. 20, 2019
National Invitation
Tournament
Cintas Center

• Xavier used a 23-2 second-half run to take control.

• Najji Marshall had 20 points and 21 rebounds, the most by an XU player since David West had 21 vs. GW back in 2001.



GAME 35

XAVIER 76
TEXAS 78 (OT)

Sun., Mar. 24, 2019
National Invitation
Tournament
Frank Erwin Center
Austin, Texas

• With Xavier down 70-69, Quentin Goodin hit 1-of-2 free throws with two seconds left to send the game to overtime.

• Tyrique Jones had a career-high 22 points with 11 rebounds.



2018-19 OVERALL STATISTICS (19-16 Overall: 13-5 Home, 4-8 Away, 2-3 Neutral)

## Player	GP-GS	Min--Avg	---TOTAL---				-----3-PTS-----				---REBOUNDS---											Pts - Avg			
			FG-FGA	Pct	3FG-FGA	Pct	3FG/G	FT-FTA	Pct	Off	Def	Tot	Avg	PF	FO	A	APG	TO	TOPG	A/TO	Bk		BPG	Stl	SPG
13 MARSHALL, Najj	33-33	1186-35.9	166-421	.394	48-173	.277	1.45	104-144	.722	29	208	237	7.2	89	3	112	3.39	108	3.27	1.04	7	0.21	37	1.12	484-14.7
01 SCRUGGS, Paul	35-35	1151-32.9	154-334	.461	51-136	.375	1.46	70-95	.737	45	127	172	4.9	98	4	117	3.34	95	2.71	1.23	18	0.51	43	1.23	429-12.3
00 JONES, Tyrique	34-31	842-24.8	151-242	.624	0-0	.000	0.00	82-128	.641	114	148	262	7.7	93	3	27	0.79	51	1.50	0.53	29	0.85	28	0.82	384-11.3
03 GOODIN, Quentin	31-26	1075-34.7	114-308	.370	41-141	.298	1.32	71-107	.664	10	88	98	3.2	76	1	149	4.81	85	2.74	1.75	6	0.19	38	1.23	341-11.0
35 HANKINS, Zach	35-22	765-21.9	162-236	.686	0-1	.000	0.00	48-78	.615	76	109	185	5.3	65	0	37	1.06	35	1.00	1.06	54	1.54	13	0.37	372-10.6
32 WELAGE, Ryan	35-4	655-18.7	82-184	.446	60-143	.420	1.71	12-15	.800	13	52	65	1.9	36	0	23	0.66	14	0.40	1.64	6	0.17	5	0.14	236-6.7
02 CASTLIN, Kyle	35-24	767-21.9	48-120	.400	16-54	.296	0.46	37-50	.740	30	88	118	3.4	38	0	27	0.77	24	0.69	1.13	5	0.14	13	0.37	149-4.3
04 HARDEN, Elias	29-0	341-11.8	27-71	.380	18-51	.353	0.62	12-20	.600	1	21	22	0.8	29	0	12	0.41	22	0.76	0.55	3	0.10	7	0.24	84-2.9
11 KENNEDY, Keonte	22-0	268-12.2	17-51	.333	9-35	.257	0.41	1-5	.200	3	28	31	1.4	22	0	13	0.59	11	0.50	1.18	0	0.00	6	0.27	44-2.0
12 JAMES, Dontarius	12-0	40-3.3	1-8	.125	1-5	.200	0.08	0-0	.000	1	3	4	0.3	4	0	1	0.08	2	0.17	0.50	0	0.00	0	0.00	3-0.3
20 SINGH, Ramon	1-0	1-1.0	0-0	.000	0-0	.000	0.00	0-0	.000	1	0	1	1.0	0	0	0	0.00	0	0.00	0.00	0	0.00	0	0	0-0.0
21 SWETYE, Zak	1-0	1-1.0	0-0	.000	0-0	.000	0.00	0-0	.000	0	0	0	0.0	0	0	0	0.00	0	0.00	0.00	0	0.00	0	0	0-0.0
22 FRAZIER, A.J.	1-0	1-1.0	0-0	.000	0-0	.000	0.00	0-2	.000	1	0	1	1.0	0	0	0	0.00	0	0.00	0.00	0	0.00	0	0	0-0.0
10 SCHRAND, Leighton	6-0	7-1.2	0-2	.000	0-1	.000	0.00	0-0	.000	0	0	0	0.0	0	0	1	0.17	0	0.00	99.00	0	0.00	0	0	0-0.0
TEAM										48	40	88		2				17							
Total	35	7100	922-1977	.466	245-740	.331	7.00	437-644	.679	372	912	1284	36.7	552	11	519	14.83	464	13.26	1.12	128	3.66	190	5.43	2526-72.2
Opponents	35	7100	898-2081	.432	313-879	.356	8.94	363-519	.699	341	783	1124	32.1	608	12	500	14.29	384	10.97	1.30	110	3.14	240	6.86	2472-70.6

2018-19 BIG EAST STATISTICS (9-9/T-Third: 5-4 Home, 4-5 Away)

## Player	GP-GS	Min--Avg	---TOTAL---				-----3-PTS-----				---REBOUNDS---											Pts - Avg			
			FG-FGA	Pct	3FG-FGA	Pct	3FG/G	FT-FTA	Pct	Off	Def	Tot	Avg	PF	FO	A	APG	TO	TOPG	A/TO	Bk		BPG	Stl	SPG
13 MARSHALL, Najj	17-17	624-36.7	95-236	.403	32-98	.327	1.88	60-81	.741	9	94	103	6.1	48	1	56	3.29	56	3.29	1.00	4	0.24	17	1.00	282-16.6
01 SCRUGGS, Paul	18-18	622-34.6	79-180	.439	28-76	.368	1.56	37-50	.740	17	73	90	5.0	44	1	60	3.33	44	2.44	1.36	7	0.39	19	1.06	223-12.4
00 JONES, Tyrique	18-15	484-26.9	80-131	.611	0-0	.000	0.00	55-81	.679	62	77	139	7.7	48	1	17	0.94	29	1.61	0.59	18	1.00	13	0.72	215-11.9
35 HANKINS, Zach	18-17	406-22.6	83-128	.648	0-1	.000	0.00	21-35	.600	44	55	99	5.5	34	0	22	1.22	16	0.89	1.38	29	1.61	5	0.28	187-10.4
03 GOODIN, Quentin	16-12	550-34.4	48-137	.350	22-68	.324	1.38	29-44	.659	6	44	50	3.1	41	0	67	4.19	53	3.31	1.26	4	0.25	17	1.06	147-9.2
32 WELAGE, Ryan	18-0	318-17.7	36-81	.444	27-65	.415	1.50	4-5	.800	4	25	29	1.6	21	0	13	0.72	8	0.44	1.63	4	0.22	2	0.11	103-5.7
02 CASTLIN, Kyle	18-11	363-20.2	18-53	.340	9-29	.310	0.50	17-20	.850	12	53	65	3.6	21	0	15	0.83	16	0.89	0.94	1	0.06	4	0.22	62-3.4
04 HARDEN, Elias	15-0	200-13.3	12-36	.333	8-27	.296	0.53	5-9	.556	1	14	15	1.0	10	0	9	0.60	8	0.53	1.13	3	0.20	4	0.27	37-2.5
11 KENNEDY, Keonte	9-0	55-6.1	2-8	.250	1-6	.167	0.11	0-0	.000	3	3	6	0.7	5	0	3	0.33	2	0.22	1.50	0	0.00	0	0.00	5-0.6
12 JAMES, Dontarius	3-0	2-0.7	0-0	.000	0-0	.000	0.00	0-0	.000	0	0	0	0.0	0	0	0	0.00	0	0.00	0.00	0	0.00	0	0.00	0-0.0
10 SCHRAND, Leighton	2-0	1-0.5	0-0	.000	0-0	.000	0.00	0-0	.000	0	0	0	0.0	0	0	0	0.00	0	0.00	0.00	0	0.00	0	0.00	0-0.0
TEAM										27	18	45		2				6							
Total	18	3625	453-990	.458	127-370	.343	7.06	228-325	.702	185	456	641	35.6	274	3	262	14.56	238	13.22	1.10	70	3.89	81	4.50	1261-70.1
Opponents	18	3625	469-1061	.442	151-429	.352	8.39	193-255	.757	167	396	563	31.3	305	6	258	14.33	178	9.89	1.45	61	3.39	134	7.44	1282-71.2

2018-19 SEASON RESULTS

RECORD:		OVERALL	HOME	AWAY	NEUTRAL	
ALL GAMES		(19-16)	(13-5)	(4-8)	(2-3)	
CONFERENCE		(9-9)	(5-4)	(4-5)	(0-0)	
NON-CONFERENCE		(10-7)	(8-1)	(0-3)	(2-3)	
DATE	OPPONENT	SCORE	ATTENDANCE	XAVIER HIGH SCORER	XAVIER HIGH REBOUNDER	OPPONENT HIGH SCORER
11/6/18	IUPUI	W; 82-69	10,224	(24) WELAGE, Ryan	(8) CASTLIN, Tyrique	(21) MINNETT, Jaylen
11/10/18	EVANSVILLE	W; 91-85	10,533	(24) SCRUGGS, Paul	(20) JONES, Tyrique	(20) FEEHAN, Shea
11/13/18	^ WISCONSIN	L; 68-77	10,312	(24) MARSHALL, Naji	(13) MARSHALL, Naji	(30) HAPP, Ethan
11/19/18	+ vs. Auburn	Lot; 79-88	2,400	(17) WELAGE, Ryan	(9) JONES, Tyrique	(26) BROWN, Bryce
11/20/18	+ vs. San Diego St.	L; 74-79	2,400	(20) GOODIN, Quentin	(6) SCRUGGS, Paul	(26) MCDANIELS, Jalen
11/21/18	+ vs. Illinois	W; 83-74	2,400	(15) GOODIN, Quentin	(6) MARSHALL, Naji	(19) DOSUNMU, Ayo
11/28/18	MIAMI (OHIO)	W; 82-55	10,394	(17) MARSHALL, Naji	(9) JONES, Tyrique	(15) BOWMAN, Bam
12/1/18	OAKLAND	W; 73-63	10,331	(14) MARSHALL, Naji	(11) JONES, Tyrique	(30) HILL-MAIS, Xavier
12/5/18	OHIO	W; 82-61	10,405	(21) SCRUGGS, Paul	(7) MARSHALL, Naji	(17) CARTER, Jason
12/8/18	at Cincinnati	L; 47-62	12,513	(12) GOODIN, Quentin	(7) JONES, Tyrique	(19) CUMBERLAND, Jarron
12/15/18	EASTERN KENTUCKY	W; 95-77	10,112	(16) GOODIN, Quentin	(7) MARSHALL, Naji	(25) MAYO, Nick
12/18/18	at Mizzou	L; 56-71	9,785	(21) GOODIN, Quentin	(10) MARSHALL, Naji	(23) TILMON, Jeremiah
12/21/18	DETROIT MERCY	W; 69-55	10,224	(22) GOODIN, Quentin	(11) MARSHALL, Naji	(19) DAVIS, Antoine
12/29/18	*at DePaul	W; 74-65	5,632	(19) MARSHALL, Naji	(14) MARSHALL, Naji	(17) REED, Paul
1/2/19	*SETON HALL	L; 70-80	10,224	(22) SCRUGGS, Paul	(7) MARSHALL, Naji	(25) POWELL, Myles
1/6/19	*at Marquette	L; 52-70	17,309	(21) MARSHALL, Naji	(10) SCRUGGS, Paul	(26) HOWARD, Markus
1/9/19	*GEORGETOWN	W; 81-75	10,224	(23) HANKINS, Zach	(10) JONES, Tyrique	(27) GOVAN, Jessie
1/13/19	*BUTLER	W; 70-69	10,144	(23) SCRUGGS, Paul	(10) HANKINS, Zach	(18) BALDWIN, Kamar
1/18/19	*at Villanova	L; 75-85	12,103	(21) JONES, Tyrique	(8) SCRUGGS, Paul	(22) BOOTH, Phil
1/23/19	*PROVIDENCE	L; 62-64	10,142	(14) SCRUGGS, Paul	(12) JONES, Tyrique	(13) JACKSON, Isaiah
1/26/19	*MARQUETTE	L; 82-87	10,547	(21) JONES, Tyrique	(10) CASTLIN, Kyle	(31) HOWARD, Markus
1/31/19	*at Georgetown	L; 73-80	7,636	(16) MARSHALL, Naji	(21) SCRUGGS, Paul	(23) AKINJO, James
2/3/19	*at Creighton	L; 54-76	16,678	(13) GOODIN, Quentin	(7) HANKINS, Zach	(23) KRAMPELJ, Martin
2/9/19	*DEPAUL	L; 62-74	10,242	(22) MARSHALL, Naji	(9) JONES, Tyrique	(17) STRUS, Max
2/13/19	*CREIGHTON	Wot; 64-61	9,949	(23) MARSHALL, Naji	(8) SCRUGGS, Paul	(18) KRAMPELJ, Martin
2/16/19	*at Providence	W; 75-61	12,410	(19) JONES, Tyrique	(12) JONES, Tyrique	(16) WATSON, Nate
2/20/19	*at Seton Hall	W; 70-69	7,916	(28) MARSHALL, Naji	(15) JONES, Tyrique	(21) CALE, Myles
2/24/19	*VILLANOVA	W; 66-54	10,444	(17) MARSHALL, Naji	(8) JONES, Tyrique	(17) PASCHALL, Eric
2/28/19	*at St. John's	W; 84-73	5,602	(31) MARSHALL, Naji	(10) JONES, Tyrique	(23) FIGUEROA, LJ
3/5/19	*at Butler	L; 66-71	8,551	(13) JONES, Tyrique	(9) HANKINS, Zach	(24) BALDWIN, Kamar
3/9/19	*ST. JOHN'S	W; 81-68	10,391	(13) SCRUGGS, Paul	(7) HANKINS, Zach	(20) FIGUEROA, LJ
3/14/19	! vs. Creighton	W; 63-61	19,534	(22) SCRUGGS, Paul	(7) GOODIN, Quentin	(7) JONES, Tyrique
3/15/19	! vs. Villanova	Lot; 67-71	19,812	(22) HANKINS, Zach	(9) HANKINS, Zach	(9) HANKINS, Zach
3/20/19	% TOLEDO	W; 78-64	5,769	(28) SCRUGGS, Paul	(11) SCRUGGS, Paul	(21) SCRUGGS, Paul
3/24/19	% at Texas	Lot; 76-78	3,204	(20) MARSHALL, Naji	(21) MARSHALL, Naji	(21) MARSHALL, Naji
				(22) JONES, Tyrique	(11) JONES, Tyrique	(11) JONES, Tyrique

* = BIG EAST Conference game
 ! = BIG EAST Conference Tournament (Madison Square Garden in New York, N.Y.)
 % = National Invitation Tournament 1st/2nd Rounds
 ^ = Gavitt Tipoff Games
 + = Maui Jim Maui Invitational Invitational (Maui, Hawaii)

ATTENDANCE SUMMARY	GAMES	TOTALS	AVG/GAME
HOME	18	180,611	10,034
AWAY	12	119,339	9,945
NEUTRAL	5	46,546	9,309
TOTAL	35	346,496	9,900

XAVIER INDIVIDUAL SINGLE GAME HIGHS

Points:31 by Naji Marshall at St. John's (2/28/19)
 Total FGM:11 by Zach Hankins vs. Creighton (3/14/19)
 11 by Naji Marshall at Seton Hall (2/20/19)
 Total FGA:23 by Naji Marshall at Seton Hall (2/20/19)
 Total FG% (Min. 5 Made): . . .1.000 (5-5) by Paul Scruggs vs. Eastern Kentucky (12/15/18)
 1.000 (5-5) by Tyrique Jones vs. Eastern Kentucky (12/15/18)
 3-Pt. FGM:6 by Ryan Welage vs. IUPUI (11/6/18)
 3-Pt. FGA:13 by Ryan Welage vs. IUPUI (11/6/18)
 3-Pt. FG% (Min. 2 Made): . . .1.000 (4-4) by Elias Harden vs. Illinois (11/21/18)
 FTM:10 by Naji Marshall at St. John's (2/28/19)
 FTA:13 by Quentin Goodin vs. Detroit Mercy (12/21/18)
 FT% (Min. 3 Made):1.000 (9-9) by Naji Marshall vs. Toledo (3/20/19)
 1.000 (9-9) by Tyrique Jones vs. Georgetown (1/9/19)
 Rebounds:21 by Naji Marshall vs. Toledo (3/20/19)
 Assists:10 by Quentin Goodin vs. Eastern Kentucky (12/15/18)
 Steals:7 by Quentin Goodin vs. Eastern Kentucky (12/15/18)
 Blocks:6 by Zach Hankins vs. Detroit Mercy (12/21/18)
 Turnovers:8 by Paul Scruggs vs. Detroit Mercy (12/21/18)

OPPONENT INDIVIDUAL SINGLE GAME HIGHS

Points:31 by Markus Howard of Marquette (1/26/19)
 FGM:15 by Ethan Happ of Wisconsin (11/13/18)
 FGA:24 by Antoine Davis of Detroit Mercy (12/21/18)
 FG% (Min. 5 Made):1.000 (5-5) by Dhamir Crosby-Roundtree of Villanova (1/18/19)
 3-Pt. FGM:6 by Colin Gillespie of Villanova (1/18/19)
 6 by Markus Howard of Marquette (1/6/19)
 3-Pt. FGA:15 by Markus Howard of Marquette (1/6/19)
 3-Pt FG% (Min. 2 Made):1.000 (5-5) by D'Mitrik Trice of Wisconsin (11/13/18)
 FTM:9 by Paul Reed of DePaul (12/29/19)
 FTA:15 by Kerwin Roach II of Texas (3/24/19)
 FT% (Min. 3 Made):1.000 (7-7) by Martin Krampelj of Creighton (2/03/19)
 1.000 (7-7) by James Akinjo of Georgetown (1/31/19)
 Rebounds:13 by Ethan Happ of Wisconsin (11/13/18)
 Assists:10 by Shamorie Ponds of St. John's (3/9/19)
 Steals:5 by Paul Jorgensen of Butler (3/5/19)
 5 by James Akinjo of Georgetown (1/31/19)
 5 by Alpha Diallo of Providence (1/23/19)
 5 by Nick Mayo of Eastern Kentucky (12/15/18)
 Blocks:4 by Romaro Gill of Seton Hall (1/2/19)
 Turnovers:6 by Justin Simon of St. John's (2/28/19)
 6 by Teyvion Kirk of Ohio (12/5/18)

XAVIER TEAM SINGLE GAME HIGHS

Total Points:95 vs. Eastern Kentucky (12/15/18)
 Total Field Goals:35 vs. Eastern Kentucky (12/15/18)
 Total Field Goals Attempts: . .72 vs. Toledo (3/20/19)
 Total Field Goal Percentage: . .714 (35-49) vs. Eastern Kentucky (12/15/18)
 3-Pt. Field Goals Made:12 at Georgetown (1/31/19)
 3-Pt. Field Goal Attempts: . . .29 vs. Toledo (3/20/19)
 29 vs. IUPUI (11/06/19)
 3-Pt. Field Goal Percentage: . .571 (8-14) at Providence (2/16/19)
 Free Throws Made:25 at St. John's (2/28/19)
 Free Throw Attempts:33 at St. John's (2/28/19)
 Free Throw Percentage:1.000 (6-6) vs. Providence (1/23/19)
 Rebounds:51 vs. Toledo (3/20/19)
 51 vs. Evansville (11/10/18)
 Assists:23 vs. Eastern Kentucky (12/15/18)
 Steals:12 vs. Eastern Kentucky (12/15/18)
 Blocks:9 vs. Creighton (2/13/19)
 9 vs. Detroit Mercy (12/21/18)
 Turnovers:27 vs. Eastern Kentucky (12/15/18)

OPPONENT SINGLE GAME HIGHS

Total Points:88 by Auburn (11/19/18)
 Total Field Goals:31 by Seton Hall (1/2/19)
 31 by Wisconsin (11/13/18)
 Total Field Goal Attempts: . .72 by Eastern Kentucky (12/15/18)
 Total Field Goal Percentage: . .583 (28-48) by Creighton (2/3/19)
 3-Pt. Field Goals Made:17 by Evansville (11/10/18)
 3-Pt. Field Goal Attempts: . . .38 by Eastern Kentucky (12/15/18)
 3-Pt. Field Goal Percentage: . .563 (9-16) by Wisconsin (11/13/18)
 Free Throws Made:20 by DePaul (12/29/18)
 20 by IUPUI (11/6/18)
 Free Throw Attempts:26 by IUPUI (11/6/18)
 Free Throw Percentage:1.000 (13-13) by Creighton (2/3/19)
 1.000 (4-4) by Villanova (2/24/19)
 Rebounds:42 by Creighton (2/13/19)
 Assists:21 by Villanova (1/18/19)
 Steals:15 by Eastern Kentucky (12/15/18)
 Blocks7 by Creighton (2/13/19)
 7 by Seton Hall (1/2/19)
 7 by Auburn (11/19/18)
 Turnovers:23 by Eastern Kentucky (12/15/18)



Naji Marshall posted the highest individual scoring performance by a Musketeer last season with a career-high 31 points in a win at St. John's. He also had the highest individual rebound total with a career-high 21 rebounds in the NIT win over Toledo.

2018-19 XAVIER RECORDS BREAKDOWN

Leading at the half:	14-5
Trailing at the half:	4-10
Tied at the half:	1-1
In Overtime:	1-3

XU Shooting 50% or better:	9-2
XU Shooting between 40-49.9%:	9-10
XU Shooting less than 40%:	1-4
Opponents shoot 50% or better:	0-6
Opponents shoot less than 50%:	19-10

XU outrebounds its opponent:	17-8
Opponent outrebounds XU:	1-7
Teams are tied in rebounds:	1-1

XU Scoring 50 points or less:	0-1
XU Scoring 51-59 points:	0-3
XU Scoring 60-69 points:	4-5
XU Scoring 70-79 points:	6-6
XU Scoring 80-89 points:	7-1
XU Scoring 90-99 points:	2-0
XU Scoring 100 or more points:	0-0

Allowing 50 points or less:	0-0
Allowing 51-59 points:	3-0
Allowing 60-69 points:	11-2
Allowing 70-79 points:	4-9
Allowing 80-89 points:	1-5
Allowing 90 points or more:	0-0

Game is decided by 1-4 points:	3-3
Game is decided by 5-10 points:	6-8
Game is decided by 11-20 points:	8-4
Game is decided by 21 points or more:	2-1

Double-Figure Scoring Games (122): Marshall (25), Scruggs (23), Hankins (21), Goodin (20), Jones (20), Welage (7), Castlin (5), Harden (1)

Double-Figure Rebounding Games (20): Jones (10), Marshall (5), Hankins (3), Scruggs (1), Castlin (1)

20-Point + Scoring Games (23): Scruggs (7), Marshall (7), Hankins (3), Jones (3), Goodin (2), Welage (1)

30-Point + Scoring Games (1): Marshall (1)

40-Point + Scoring Games (0):

Double-Doubles (20): Jones (10), Marshall (4), Hankins (3), Scruggs (2), Goodin (1)

Playing at night:	12-9
Playing in the morning or afternoon:	7-7

Naji Marshall leads team in scoring:	8-4
Paul Scruggs leads team in scoring:	4-5
Quentin Goodin leads team in scoring:	3-4
Zach Hankins leads team in scoring:	2-0
Ryan Welage leads team in scoring:	1-1
Tyrique Jones leads team in scoring:	1-4

One player scores in double figures:	0-1
Two players score in double figures:	0-4
Three players score in double figures:	7-6
Four players score in double figures:	9-4
Five players score in double figures:	1-1
Six players score in double figures:	2-0

In November:	4-3
In December:	5-2
In January:	2-6
In February:	5-2
In March:	3-3

On Sunday:	2-3
On Monday:	0-1
On Tuesday:	1-4
On Wednesday:	7-2
On Thursday:	2-1
On Friday:	1-2
On Saturday:	6-3

THE LAST TIME THAT...

Xavier scored 80-89 points: XU 81, St. John's 68 at CC (3-9-19)

Opponent scored 80-89 points: Georgetown 80, XU 73 at GU (1-31-19)

Xavier scored 90-99 points: XU 95, Eastern Kentucky 77 at CC (12-15-18)

Opponent scored 90-99 points: Villanova 95, XU 79 at CC (2-17-18)

Xavier scored 100 points or more: XU 102, Texas Southern 83 in NCAA Tournament (3-16-18)

Opponent scored 100 points or more: Arizona State 102, XU 86 in Las Vegas Inv. (11-24-17)

Xavier scored 60 points or less: Creighton 76, XU 54 at CU (2-3-19)

Opponent scored 60 points or less: XU 66, Villanova 54 at CC (2-3-19)

Xavier scored 50 points or less: Cincinnati 62, XU 47 at UC (12-8-18)

Opponent scored 50 points or less: XU 101, Morehead State 49 at CC (11-10-17)

Xavier scored 40 points or less: Temple 59, XU 40 at TU (1-25-00)

Opponent scored 40 points or less: XU 65, Delaware State 33 at CC (12-28-07)

Xavier won by 10-19 points: XU 78, Toledo 64 in NIT at CC (3-20-19)

Opponent won by 10-19 points: DePaul 74, XU 62 at CC (2-9-19)

Xavier won by 20-29 points: XU 82, Ohio 61 at CC (12-5-18)

Opponent won by 20-29 points: Creighton 76, XU 54 at CU (2-3-19)

Xavier won by 30 points or more: XU 96, Hampton 60 at CC (11-20-17)

Opponent won by 30 points or more: Villanova 95, XU 64 at VU (12-31-15)

Xavier scored 50 or more in the first half: 51 vs. Marquette at CC (1-24-18)

Opponent scored 50 or more in the first half: 51 by Villanova at CC (2-17-18)

Xavier scored 50 or more in second half: 51 vs. Toledo in NIT at CC (3-20-19)

Opponent scored 50 or more in the second half: 52 by Georgetown at GU (1-31-19)

Xavier scored 25 or less in the first half: 22 vs. Cincinnati at UC (12-8-18)

Opponent scored 25 or less in the first half: 25 by Seton Hall at CC (2-14-18)

Xavier scored 25 or less in second half: 24 vs. Villanova in BIG EAST Tournament (3-15-19)

Opponent scored 25 or less in the second half: 24 by Villanova at CC (2-24-19)

Xavier played an overtime game: Texas 78, XU 76 OT in NIT at UT (3-24-19)

Xavier played more than one overtime: Auburn 89, XU 88 2OT at AU (12-20-14)

Xavier won an overtime game: XU 64, Creighton 61 in OT at CC (2-13-19)

Opponent won an overtime game: Texas 78, XU 76 OT at UT in NIT (3-24-19)

Xavier shot 60 percent from the field: 71.4 (35-49) vs. Eastern Kentucky at CC (12-15-18)

Opponent shot 60 percent from the field: 60.3 (38-63) by Villanova at CC (2-17-18)

Xavier shot 50 pct. or more: 50.0 (31-62) at Texas in NIT (3-24-19)

Opponent shot 50 percent or more: 58.3 (28-48) by Creighton at CU (2-3-19)

Xavier shot 35 pct. or worse: 31.5 (17-54) vs. Marquette at MU (1-6-19)

Opponent shot 35 percent or worse: 33.9 (20-59) by Villanova at CC (2-24-19)

Xavier made 40 or more field goals: 43-61 vs. Fairleigh Dickinson at CC (11-9-12)

Opponent made 40 or more field goals: 48-81 by Kansas in Great Alaska Shootout (11-26-99)

Xavier made 30 or more free throws: 31-41 vs. Georgetown at CC (2-3-18)

Opponent made 30 or more free throws: 33-38 by Butler at BU (1-14-17)

Xavier made 20-29 free throws: 22-28 vs. Georgetown at CC (1-9-19)

Opponent made 20-29 free throws: 20-23 by DePaul at DU (12-29-18)

Xavier made 10 or more 3-Pt. FG: 11-26 vs. St. John's at CC (3-9-19)

Opponent made 10 or more 3-Pt. FG: 11-23 by Texas in NIT at UT (3-24-19)

Xavier had 50 or more rebounds: 51 vs. Toledo in NIT at CC (3-20-19)

Opponent had 50 or more rebounds: 51 by Dayton at CC (1-16-10)

Xavier had 25 or more assists: 25 vs. Rider at CC (11-13-17)

Opponent had 25 or more assists: 25 by Villanova at CC (2-17-18)

Xavier had 15 or more steals: 15 vs. Seton Hall at SHU (2-28-16)

Opponent had 15 or more steals: 15 by Eastern Kentucky at CC (12-15-18)

Xavier had 10 or more blocked shots: 10 vs. Texas Southern in NCAA Tournament (3-16-18)

Opponent had 10 or more blocked shots: 11 by Cincinnati at CC (12-2-17)

Xavier had 15 or more turnovers: 15 vs. Butler at BU (3-5-19)

Opponent had 15 or more turnovers: 23 vs. Eastern Kentucky at CC (12-15-18)

Musketeer scored 20-29 pts.: Tyrique Jones with 22 vs. Texas in NIT at UT (3-24-19)

Two or more Musketeer players with 20+ points in one game: 21 by Tyrique Jones and 21 by Paul Scruggs vs. Marquette at CC (1-26-19)

Opponent scored 20-29 pts.: 21 by Kerwin Roach II of Texas on NIT at UT (3-24-19)

Musketeer scored 30-39 points: 31 by Naji Marshall vs. St. John's at SJU (2-28-19)

Opponent scored 30-39 points in a game: 31 by Markus Howard of Marquette at CC (1-26-19)

Musketeer scored 40+ points in a game: 40 by Trevon Bluiett vs. Cincinnati at UC (1-26-17)

Opponent scored 40+ points in a game: 40 by Tra Holder of Arizona State in Las Vegas Inv. (11-24-17)

Musketeer grabbed 15 + reb.: 21 by Naji Marshall vs. Toledo at CC in NIT (3-20-19)

Musketeer had 10 + assists: 12 by Quentin Goodin vs. Villanova at CC (2-17-18)

Musketeer had 5 or more steals: 7 by Quentin Goodin vs. Eastern Kentucky at CC (12-15-18)

Musketeer had 5 or more blocks: 6 by Zach Hankins vs. Detroit Mercy at CC (12-21-18)

Double-double (pts.-ast.): Quentin Goodin with 16 points and 10 assists vs. Eastern Kentucky at CC (12-15-18)

Double-double (pts.-reb.): Tyrique Jones with 22 points and 11 rebounds vs. Texas in NIT at UT (3-24-19)

Two Musketeer players with double-doubles in one game: Zach Hankins with 23 points and 10 rebounds and Tyrique Jones with 19 points and 10 rebounds vs. Georgetown at CC (1-9-19)

Triple-double (pts.-reb.-ast.): Myles Davis with 11 points, 12 rebounds and 12 assists vs. Providence at CC (2-17-16)

Five Musketeers scored in double figures: 5 vs. St. John's at CC (3-9-19)

Six Musketeers scored in double figures: 6 vs. Eastern Kentucky at CC (12-15-18)

Seven Musketeers scored in double figures: 7 vs. Fairleigh Dickinson at CC (11-9-12)

2018-19 BIG EAST STAT LEADERS

Team	Conference	Pct.	PF	PA	Overall	Pct.	PF	PA
Villanova (NCAA)	13-5	.722	74.3	67.9	26-10	.722	73.7	67.4
Marquette (NCAA)	12-6	.667	75.6	71.4	24-10	.706	77.3	69.5
Seton Hall (NCAA)	9-9	.500	72.7	73.2	20-14	.588	73.8	71.9
Xavier (NIT)	9-9	.500	70.1	71.2	19-16	.543	72.2	70.6
Georgetown (NIT)	9-9	.500	79.4	80.6	19-14	.576	79.5	78.1
Creighton (NIT)	9-9	.500	75.1	74.0	20-15	.571	77.9	73.2
St. John's (NCAA)	8-10	.444	75.0	76.6	21-13	.618	77.1	74.8
Providence (NIT)	7-11	.389	68.7	71.3	18-16	.529	71.4	69.8
Butler (NIT)	7-11	.389	72.2	74.3	16-17	.485	71.9	70.8
DePaul (CBI)	7-11	.389	75.9	78.4	19-17	.528	78.4	76.4

To be ranked, a player must appear in at least 75.0% of their team's games.

SCORING	Cl	G	FG	3FG	FT	Pts	Avg/G
1. HOWARD, Markus - MU	Jr.	34	252	120	227	851	25.0
2. POWELL, Myles - SHU	Jr.	34	252	107	173	784	23.1
3. STRUS, Max - DPU	Sr.	35	232	113	128	705	20.1
4. PONDS, Shamorie - SJU	Jr.	33	216	65	153	650	19.7
5. BOOTH, Phil - VU	Sr.	36	218	95	137	668	18.6
6. GOVAN, Jessie - GU	Sr.	33	212	47	108	579	17.5
7. BALDWIN, Kamar - BU	Jr.	33	211	42	96	560	17.0
8. PASCHALL, Eric - VU	Sr.	36	195	70	135	595	16.5
9. DIALLO, Alpha - PC	Jr.	34	176	40	151	543	16.0
10. ALEXANDER, Ty-shon - CU	So.	34	176	97	85	534	15.7
11. HAUSER, Sam - MU	Jr.	34	173	88	73	507	14.9
12. MARSHALL, Najj - XU	So.	33	166	48	104	484	14.7
13. HERON, Mustapha - SJU	Jr.	31	153	48	98	452	14.6
14. FIGUEROA, LJ - SJU	So.	34	199	51	42	491	14.4
15. KRAMPPELJ, Martin - CU	Jr.	35	177	26	93	473	13.5
16. AKINJO, James - GU	Fr.	33	128	52	134	442	13.4
17. MCCLUNG, Mac - GU	Fr.	29	127	39	87	380	13.1
18. CAIN, Eli - DPU	Sr.	35	158	61	81	458	13.1
19. OLUJOBI, Femi - DPU	Sr.	36	163	14	120	460	12.8
20. REED, Paul - DPU	So.	36	176	15	77	444	12.3
21. SCRUGGS, Paul - XU	So.	35	154	51	70	429	12.3
22. JORGENSEN, Paul - BU	Sr.	33	138	72	38	386	11.7
23. WATSON, Nate - PC	So.	34	148	0	101	397	11.7
24. JONES, Tyrique - XU	Jr.	34	151	0	82	384	11.3
25. BALLOCK, Mitch - CU	So.	35	130	95	32	387	11.1
26. GOODIN, Quentin - XU	Jr.	31	114	42	71	341	11.0
27. GILLESPIE, Collin - VU	So.	35	114	74	78	380	10.9
28. HANKINS, Zach - XU	Sr.	35	162	0	48	372	10.6
29. CLARK II, Marvin - SJU	Sr.	34	115	72	54	356	10.5
30. ZEGAROWSKI, Marcus - CU	Fr.	32	112	60	50	334	10.4

FIELD GOAL PCT	Cl	G	FGM	FGA	Pct.
1. HANKINS, Zach - XU	Sr.	35	162	236	.686
2. LEBLANC, Josh - GU	Fr.	33	114	181	.630
3. JONES, Tyrique - XU	Jr.	34	151	242	.624
4. NZEI, Michael - SHU	Sr.	34	121	201	.602
5. OLUJOBI, Femi - DPU	Sr.	36	163	271	.601
6. KRAMPPELJ, Martin - CU	Jr.	35	177	299	.592
7. WATSON, Nate - PC	So.	34	148	251	.590
8. REED, Paul - DPU	So.	36	176	313	.562
9. FIGUEROA, LJ - SJU	So.	34	199	388	.513
10. GOVAN, Jessie - GU	Sr.	33	212	427	.496

REBOUNDING	Cl	G	Off	Def	Total	Avg/G
1. REED, Paul - DPU	So.	36	98	207	305	8.5
2. DIALLO, Alpha - PC	Jr.	34	88	188	276	8.1
3. MAMUKELASHVILI, S - SHU	So.	34	76	189	265	7.8
4. JONES, Tyrique - XU	Jr.	34	114	148	262	7.7
5. GOVAN, Jessie - GU	Sr.	33	58	188	246	7.5
6. LEBLANC, Josh - GU	Fr.	33	84	158	242	7.3
7. HAUSER, Sam - MU	Jr.	34	35	210	245	7.2
8. MARSHALL, Najj - XU	So.	33	29	208	237	7.2
9. KRAMPPELJ, Martin - CU	Jr.	35	60	181	241	6.9
10. FIGUEROA, LJ - SJU	So.	34	52	164	216	6.4
11. PASCHALL, Eric - VU	Sr.	36	46	175	221	6.1
12. STRUS, Max - DPU	Sr.	35	39	168	207	5.9
13. BUTZ, Jaylen - DPU	Sr.	34	73	127	200	5.9
14. COSBY-ROUNDTREE, D. - VU	So.	36	90	119	209	5.8
15. CLARK II, Marvin - SJU	Sr.	34	26	159	185	5.4

ASSISTS	Cl	G	No.	Avg/G
1. AKINJO, James - GU	Fr.	33	173	5.2
2. PONDS, Shamorie - SJU	Jr.	33	169	5.1
3. GOODIN, Quentin - XU	Jr.	31	149	4.8
4. THOMPSON, Aaron - BU	So.	33	142	4.3
5. MCKNIGHT, Quincy - SHU	Jr.	34	134	3.9
6. GAGE, Devin - DPU	So.	33	130	3.9
7. HOWARD, Markus - MU	Jr.	34	133	3.9
8. BOOTH, Phil - VU	Sr.	36	137	3.8
9. CAIN, Eli - DPU	Sr.	35	119	3.4
10. MARSHALL, Najj - XU	So.	33	112	3.4
11. ZEGAROWSKI, Marcus - CU	Fr.	32	108	3.4
12. SCRUGGS, Paul - XU	So.	35	117	3.3
13. SIMON, Justin - SJU	Jr.	34	108	3.2
14. BALLOCK, Mitch - CU	So.	35	11	3.2
15. DIALLO, Alpha - PC	Jr.	34	106	3.1

FREE THROW PCT	Cl	G	FTM	FTA	Pct.
1. HOUSER, Sam - MU	Jr.	34	73	79	.924
2. HOWARD, Markus - MU	Jr.	34	227	255	.890
3. BALDWIN, Kamar - BU	Jr.	33	96	113	.850
4. STRUS, Max - DPU	Sr.	35	128	152	.842
5. POWELL, Myles - SHU	Jr.	34	173	206	.840
6. GILLESPIE, Collin - VU	So.	35	78	93	.839
7. PONDS, Shamorie - SJU	Jr.	33	153	183	.836
8. JACKSON, Isaiah - PC	Sr.	34	85	102	.833
9. AKINJO, James - GU	Fr.	33	134	165	.812
10. MCCLUNG, Mac - GU	Fr.	29	87	109	.798
11. ALEXANDER, Ty-Shon - CU	So.	34	85	107	.794
12. HAUSER, Joey - MU	Fr.	34	72	91	.791
13. REED, Paul - DPU	So.	36	77	100	.770
14. GOVAN, Jessie - GU	Sr.	33	108	141	.766
15. HERON, Mustapha - SJU	Jr.	31	98	130	.754

3-POINT FG PCT	Cl	G	3FG	FGA	Pct.
1. ZEGAROWSKI, Marcus - CU	Fr.	32	60	141	.426
2. HAUSER, Joey - MU	Fr.	34	45	106	.425
3. WELAGE, Ryan - XU	Sr.	35	60	143	.420
4. BALLOCK, Mitch - CU	So.	35	95	227	.419
5. GOVAN, Jessie - GU	Sr.	33	47	114	.412
6. MCDERMOTT, Sean - BU	Jr.	33	73	180	.406
7. HERON, Mustapha - SJU	Jr.	31	48	119	.403
8. HOWARD, Markus - MU	Jr.	34	120	298	.403
9. HAUSER, Sam - MU	Jr.	34	88	219	.402
10. AKINJO, James - GU	Fr.	33	52	133	.391
11. JORGENSEN, Paul - BU	Sr.	33	72	185	.389
12. MALINOWSKI, Greg - GU	Sr.	33	36	93	.387
13. FIGUEROA, LJ - SJU	So.	34	51	133	.383
14. GILLESPIE, Collin - VU	So.	35	74	195	.379
15. CALE, Myles - SHU	So.	34	54	143	.378

BLOCKED SHOTS	Cl	G	No.	Avg/G
1. JOHN, Theo - MU	So.	34	70	2.1
2. HANKINS, Zach - XU	Sr.	35	54	1.5
3. REED, Paul - DPU	So.	36	55	1.5
4. GILL, Romaro - SHU	Jr.	27	34	1.3
5. GOVAN, Jessie - GU	Sr.	33	41	1.2
6. MAMUKELASHVILI, S - SHU	So.	34	41	1.2
7. LEBLANC, Josh - GU	Fr.	33	36	1.1
8. PICKETT, Jamorko - GU	So.	31	32	1.0
9. NICHOLS Jr, Jimmy - PC	Fr.	30	27	0.9
10. COSBY-ROUNDTREE - VU	So.	36	32	0.9
11. JONES, Tyrique - XU	Jr.	34	29	0.9
12. KRAMPPELJ, Martin - CU	Jr.	35	29	0.8
13. SAMUELS, Jermaine - VU	So.	35	27	0.8
14. YOUNG, Kalif - PC	Jr.	33	25	0.8
15. WATSON, Nate - PC	So.	34	24	0.7



XAVIER'S CONFERENCE HISTORY





Web site: www.bigeast.com
Twitter: @BIGEASTMBB and @BIGEAST
Address/Phone: 655 Third Avenue, New York, N.Y. 10017; 646-663-3444

Commissioner: Val Ackerman
Deputy Commissioner and Chief Operating Officer: Vince Nicastro
Sr. Associate Commissioner, Broadcasting: Rick Gentile
Sr. Associate Commissioner, Men's Basketball: Stu Jackson
Sr. Associate Commissioner, Sports Media Relations: John Paquette
Paquette cell: 401-265-2244 **Paquette e-mail:** jpaquette@bigeast.com
Sr. Associate Commissioner, Sport Administration and Championships: Chris Schneider
Supervisor of Officials, Men's Basketball: John Cahill

THE BIG EAST CONFERENCE

The BIG EAST Conference is in its seventh year in its current configuration. Founded by Dave Gavitt in 1979, the BIG EAST reorganized in 2013, entering a new era by returning to its basketball-focused heritage. The annual Gavitt Tipoff Games pits the BIG EAST vs. the Big Ten each November.

The BIG EAST Conference has earned 32 NCAA Tournament berths in its six years in the current 10-team configuration, including four in 2019, six in 2018, seven in 2017, five in 2016, six in 2015 and four in 2014. Nine of the 10 schools in the BIG EAST have earned NCAA berths in the past six seasons: Villanova (6), Xavier (5), Providence (5), Butler (4), Seton Hall (4), Creighton (3), St. John's (2), Marquette (2) and Georgetown (1). Xavier and Villanova were both No. 1 seeds in the 2018 NCAA Tournament. VU won the national championship in 2016 and again in 2018.

All 10 BIG EAST Conference schools made postseason play, including four NCAA Tournament berths, five NIT berths and one berth in the CBI. Marquette, Villanova, Seton Hall and St. John's were NCAA Tournament teams, while Butler, Creighton, Georgetown, Providence and Xavier were in the NIT field. DePaul made the CBI.

Overall, the conference crowns champions in 22 sports with its student-athletes continuing to achieve success in the classroom as well as the athletic arena.

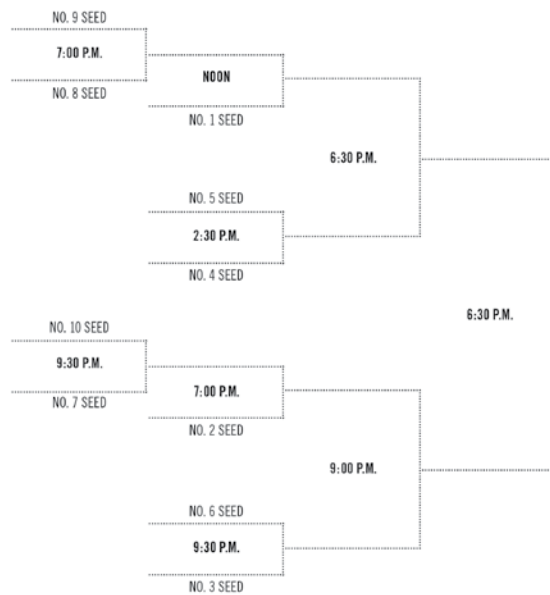
In 2012, the seven BIG EAST schools that do not compete in FBS football decided to return to the type of conference alignment that existed when the league was formed in 1979 and quickly surged to national prominence as a college basketball force. On December 15, 2012, these seven institutions (DePaul, Georgetown, Marquette, Providence, St. John's, Seton Hall and Villanova) announced their intention to separate from the football-playing schools in the previous BIG EAST and form an independent association and in March, 2013, the seven schools reached an agreement that enabled them to keep the BIG EAST name and establish a new conference entity beginning on July 1, 2013. The schools also assumed the old conference's long-term agreement with Madison Square Garden to host the BIG EAST Men's Basketball Championship. The schools also announced the addition of three distinguished institutions -- Butler, Creighton and Xavier -- and forged a landmark, long-term broadcast partnership with FOX Sports.

BIG EAST institutions are now located in seven of the nation's top 35 largest media markets, including New York, Chicago, Philadelphia, Washington, D.C., Indianapolis, Milwaukee and Cincinnati. The BIG EAST has moved its headquarters from Providence, its original location, to New York City.



2020 BIG EAST CHAMPIONSHIP AT MADISON SQUARE GARDEN

Wednesday March 11	Thursday March 12	Friday March 13	Saturday March 14
-----------------------	----------------------	--------------------	----------------------





2019 BIG EAST CHAMPIONSHIP
March 13-16 in Madison Square Garden

Championship

Villanova 74, Seton Hall 72

Semifinals

Villanova 71, Xavier 67 (OT)
Seton Hall 81, Marquette 79

Quarterfinals

Villanova 73, Providence 62
Xavier 63, Creighton 61
Marquette 86, St. John's 54
Seton Hall 73, Georgetown 57

First Round

Providence 80, Butler 57
St. John's 82, DePaul 74

2019 BIG EAST CHAMPIONSHIP
All-Tournament Team

Dave Gavitt Trophy
(Most Outstanding Player)

Phil Booth, Villanova

BIG EAST All-Tournament Team

Eric Paschall, Villanova
Myles Powell, Seton Hall
Quincy McKnight, Seton Hall
Markus Howard, Marquette

Paul Scruggs, Xavier

2018 BIG EAST CHAMPIONSHIP
March 7-10 in Madison Square Garden

Championship

Villanova 76, Providence 66 (OT)

Semifinals

Villanova 87, Butler 68
Providence 75, Xavier 72 (OT)

Quarterfinals

Xavier 88, St. John's 60
Providence 72, Creighton 68 (OT)
Villanova 94, Marquette 70
Butler 75, Seton Hall 74

First Round

St. John's 88, Georgetown 77
Marquette 72, DePaul 69

2018 BIG EAST CHAMPIONSHIP
All-Tournament Team

Dave Gavitt Trophy
(Most Outstanding Player)

Mikal Bridges, Villanova

BIG EAST All-Tournament Team

Jalen Brunson, Villanova
Kyron Cartwright, Providence
Alpha Diallo, Providence
Kamar Baldwin, Butler

Trevon Bluiett, Xavier

2018-19 BIG EAST STANDINGS

Team (Postseason)	BIG EAST	Games	Home	Away	All	Pct.
*Villanova (NCAA)	13-5	.722	9-0	4-5	26-10	.722
Marquette (NCAA)	12-6	.667	6-3	6-3	24-10	.706
Seton Hall (NCAA)	9-9	.500	7-2	2-7	20-14	.588
Xavier (NIT)	9-9	.500	5-4	4-5	19-16	.543
Creighton (NIT)	9-9	.500	5-4	4-5	20-15	.571
Georgetown (NIT)	9-9	.500	5-4	4-5	19-14	.576
St. John's (NCAA)	8-10	.444	5-4	3-6	21-13	.618
Providence (NIT)	7-11	.389	4-5	3-6	18-16	.529
Butler (NIT)	7-11	.389	5-4	2-7	16-17	.485
DePaul (CBI)	7-11	.389	4-5	3-6	19-17	.528

*Won BIG EAST Tournament Championship

Player of the Year: Markus Howard (Marquette)

Freshman of the Year: James Akinjo (Georgetown)

Defensive Player of the Year: Justin Simon (St. John's)

Coach of the Year: Jay Wright (Villanova)

Xavier Honorees:

Naji Marshall (BIG EAST Second Team)

Paul Scruggs (BIG EAST All-Tournament Team)

2017-18 BIG EAST STANDINGS

Team (Postseason)	BIG EAST	Games	Home	Away	All	Pct.
Xavier (NCAA)	15-3	.833	8-1	7-2	29-6	.829
*Villanova (NCAA)	14-4	.778	8-1	6-3	36-4	.900
Seton Hall (NCAA)	10-8	.556	6-3	4-5	22-12	.647
Creighton (NCAA)	10-8	.556	7-2	3-6	21-12	.636
Providence (NCAA)	10-8	.556	6-3	4-5	21-14	.667
Butler (NCAA)	9-9	.500	6-3	3-6	21-14	.667
Marquette (NIT)	9-9	.500	5-4	4-5	21-14	.667
Georgetown	5-13	.278	2-7	3-6	15-15	.500
St. John's	4-14	.222	2-7	2-7	16-17	.485
DePaul	4-14	.222	1-8	3-6	11-20	.355

*Won BIG EAST Tournament Championship

Player of the Year: Jalen Brunson (Villanova)

Freshman of the Year: Omari Spellman (Villanova)

Defensive Player of the Year: Khyri Thomas (Creighton)

Coach of the Year: Chris Mack (Xavier)

Xavier Honorees:

Chris Mack (BIG EAST Coach of the Year)

Trevon Bluiett (All-BIG EAST First Team, BIG EAST All-Tournament Team)

Naji Marshall (BIG EAST All-Freshman Team)



2017 BIG EAST CHAMPIONSHIP
March 8-11 in Madison Square Garden

Championship

Villanova 74, Creighton 60

Semifinals

Villanova 55, Seton Hall 53
Creighton 75, Xavier 72

Quarterfinals

Villanova 108, St. John's 67
Seton Hall 82, Marquette 76
Xavier 62, Butler 57
Creighton 70, Providence 58

First Round

St. John's 74, Georgetown 73
Xavier 75, DePaul 64

2017 BIG EAST CHAMPIONSHIP
All-Tournament Team

Dave Gavitt Trophy
(Most Outstanding Player)

Josh Hart, Villanova

BIG EAST All-Tournament Team

Jalen Brunson, Villanova
Kris Jenkins, Villanova
Marcus Foster, Creighton
Angel Delgado, Seton Hall

Trevon Bluiett, Xavier

2016 BIG EAST CHAMPIONSHIP
March 9-12 in Madison Square Garden

Championship

Seton Hall 69, Villanova 67

Semifinals

Villanova 76, Providence 68
Seton Hall 87, Xavier 83

Quarterfinals

Villanova 81, Georgetown 67
Providence 74, Butler 60
Xavier 90, Marquette 72
Seton Hall 81, Creighton 73

First Round

Georgetown 70, DePaul 53
Marquette 101, St. John's 93

2016 BIG EAST CHAMPIONSHIP
All-Tournament Team

Dave Gavitt Trophy
(Most Outstanding Player)

Isaiah Whitehead, Seton Hall

BIG EAST All-Tournament Team

Khadeen Carrington, Seton Hall
Ismael Sanogo, Seton Hall
Josh Hart, Villanova
Kris Jenkins, Villanova

Trevon Bluiett, Xavier

2016-17 BIG EAST STANDINGS

Team (Postseason)	BIG EAST	Games	Home	Away	All	Pct.
*Villanova (NCAA)	15-3	.833	8-1	7-2	32-4	.889
Butler (NCAA)	12-6	.667	6-3	6-3	25-9	.735
Providence (NCAA)	10-8	.556	6-3	4-5	20-13	.606
Marquette (NCAA)	10-8	.556	7-2	3-6	19-13	.594
Seton Hall (NCAA)	10-8	.556	7-2	3-6	21-12	.636
Creighton (NCAA)	10-8	.556	5-4	5-4	25-10	.714
Xavier (NCAA)	9-9	.500	5-4	4-5	24-14	.632
St. John's	7-11	.389	5-4	2-7	14-19	.424
Georgetown	5-13	.278	3-6	2-7	14-18	.438
DePaul	2-16	.111	1-8	1-8	9-23	.281

*Won BIG EAST Tournament Championship

Player of the Year: Josh Hart (Villanova)

Freshman of the Year: Justin Patton (Creighton)

Defensive Players of the Year: Khyri Thomas (Creighton), Mikal Bridges (Villanova), and Josh Hart (Villanova)

Coach of the Year: Chris Holtmann (Butler)

Xavier Honorees:

Trevon Bluiett (All-BIG EAST First Team, BIG EAST All-Tournament Team)

2015-16 BIG EAST STANDINGS

Team (Postseason)	BIG EAST	Games	Home	Away	All	Pct.
Villanova (NCAA)	16-2	.889	8-1	8-1	35-5	.875
Xavier (NCAA)	14-4	.778	8-1	6-3	28-6	.824
*Seton Hall (NCAA)	12-6	.667	6-3	6-3	25-9	.735
Providence (NCAA)	10-8	.556	5-4	5-4	24-11	.686
Butler (NCAA)	10-8	.556	6-3	4-5	22-11	.667
Creighton (NIT)	9-9	.500	5-4	4-5	20-15	.571
Marquette	8-10	.444	4-5	4-5	20-13	.606
Georgetown	7-11	.389	4-5	3-6	15-18	.455
DePaul	3-15	.167	2-7	1-8	9-22	.290
St. John's	1-17	.056	1-8	0-9	8-24	.250

*Won BIG EAST Tournament Championship

Player of the Year: Kris Dunn (Providence)

Freshman of the Year: Henry Ellenson (Marquette)

Defensive Player of the Year: Kris Dunn (Providence)

Coaches of the Year: Kevin Willard (Seton Hall), Jay Wright (Villanova)

Xavier Honorees:

Trevon Bluiett (All-BIG EAST First Team, BIG EAST All-Tournament Team)

Edmond Sumner (BIG EAST All-Freshman Team)

J.P. Macura (BIG EAST Sixth Man of the Year)



2015 BIG EAST CHAMPIONSHIP
March 11-14 in Madison Square Garden

Championship
Villanova 69, Xavier 52

Semifinals
Villanova 63, Providence 61
Xavier 65, Georgetown 63

Quarterfinals
Villanova 84, Marquette 49
Providence 74, St. John's 57
Georgetown 60, Creighton 55
Xavier 67, Butler 61 (OT)

First Round
Marquette 78, Seton Hall 56
Creighton 78, DePaul 63

2015 BIG EAST CHAMPIONSHIP
All-Tournament Team

Dave Gavitt Trophy
(Most Outstanding Player)
Josh Hart, Villanova

BIG EAST All-Tournament Team
Dylan Ennis, Villanova
Darrun Hilliard, Villanova
Jalen Reynolds, Xavier
Kris Dunn, Providence
D'Vauntes Smith-Rivera, Georgetown

2014 BIG EAST CHAMPIONSHIP
March 12-15 in Madison Square Garden

Championship
Providence 65, Creighton 58

Semifinals
Providence 80, Seton Hall 74
Creighton 86, Xavier 78

Quarterfinals
Seton Hall 64, Villanova 63
Providence 79, St. John's 74
Creighton 84, DePaul 62
Xavier 68, Marquette 65

First Round
Seton Hall 51, Butler 50
DePaul 60, Georgetown 56

2014 BIG EAST CHAMPIONSHIP
All-Tournament Team

Dave Gavitt Trophy
(Most Outstanding Player)
Bryce Cotton, Providence

BIG EAST All-Tournament Team
LaDontae Henton, Providence
Doug McDermott, Creighton
Austin Chatman, Creighton
Eugene Teague, Seton Hall
Semaj Christon, Xavier

2014-15 BIG EAST STANDINGS

Team (Postseason)	BIG EAST	Games	Home	Away	All	Pct.
*Villanova (NCAA)	16-2	.889	9-0	7-2	33-3	.917
Georgetown (NCAA)	12-6	.667	7-2	5-4	22-11	.667
Butler (NCAA)	12-6	.667	6-3	6-3	23-11	.676
Providence (NCAA)	11-7	.611	6-3	5-4	22-12	.647
St. John's (NCAA)	10-8	.556	7-2	3-6	21-12	.636
Xavier (NCAA)	9-9	.500	6-3	3-6	23-14	.622
DePaul	6-12	.333	4-5	2-7	12-20	.375
Seton Hall	6-12	.333	4-5	2-7	16-15	.516
Marquette	4-14	.222	3-6	1-8	13-19	.406
Creighton	4-14	.222	2-7	2-7	14-19	.424

*Won BIG EAST Tournament Championship
 Players of the Year: Kris Dunn (Providence), Ryan Arcidiacono (Villanova)
 Rookie of the Year: Angel Delgado (Seton Hall)
 Defensive Players of the Year: Kris Dunn (Providence), Sir'Dominic Pointer (St. John's)
 Coach of the Year: Jay Wright (Villanova)

Xavier Honorees:
Matt Stainbrook (All-BIG EAST Second Team)
Trevon Bluiett (All-BIG EAST Rookie Team)
Jalen Reynolds (BIG EAST All-Tournament Team)

2013-14 BIG EAST STANDINGS

Team (Postseason)	BIG EAST	Games	Home	Away	All	Pct.
Villanova (NCAA)	16-2	.889	8-1	8-1	29-5	.853
Creighton (NCAA)	14-4	.778	9-0	5-4	27-8	.771
Xavier (NCAA)	10-8	.556	7-2	3-6	21-13	.618
*Providence (NCAA)	10-8	.556	6-3	4-5	23-12	.657
St. John's (NIT)	10-8	.556	6-3	4-5	20-13	.606
Marquette	9-9	.500	6-3	3-6	17-15	.531
Georgetown (NIT)	8-10	.444	6-3	2-7	18-15	.545
Seton Hall	6-12	.333	3-6	3-6	17-17	.500
Butler	4-14	.222	2-7	2-7	14-17	.452
DePaul	3-15	.167	2-7	1-8	12-21	.364

*Won BIG EAST Tournament Championship
 Player of the Year: Doug McDermott (Creighton)
 Rookie of the Year: Billy Garrett, Jr. (DePaul)
 Defensive Player of the Year: Fuquan Edwin (Seton Hall)
 Coach of the Year: Jay Wright (Villanova)

Xavier Honorees:
Semaj Christon (BIG EAST First Team, BIG EAST All-Tournament Team)
Matt Stainbrook (BIG EAST Honorable Mention)



ATLANTIC 10 CONFERENCE

Xavier competed in the Atlantic 10 Conference from the 1995-96 season through the 2012-13 season, following 16 years as a member of the Mid-western Collegiate Conference (1980-95). Xavier won or shared nine Atlantic 10 Regular Season Championships and won four tournament championships. XU had a composite record of 209-79 (.726) in A-10 regular season competition and 25-14 (.641) in A-10 Tournament action in 18 seasons in the Atlantic 10 Conference. Xavier's A-10 history included a streak of five A-10 Regular Season Championships from 2007-11 (2011, Co-Champs in 2010, 2009, 2008 and Co-Champs in 2007), sole possession of three A-10 West Division Championships (1997 and back-to-back in 2002 and 2003), one A-10 West Co-Championship (1998) and four A-10 Tourney Championships (1998, 2002, 2004 and 2006).

Xavier's Atlantic 10 Conference history included a streak of five A-10 Regular Season Championships from 2007-11 (2011, Co-Champs in 2010, 2009, 2008 and Co-Champs in 2007). The celebration below is from after the final regular season home game in the 2010-11 season, a 68-48 win over Charlotte at Cintas Center (3-2-11).




Year	Regular Season School	Record	Finish
1995-96	Xavier	8-8	3rd (West)
	Virginia Tech	13-3	T-1st (West)
	George Washington	13-3	T-1st (West)
1996-97	*Massachusetts	15-1	1st (East)
	Xavier	13-3	1st (West)
	*Saint Joseph's	13-3	1st (East)
1997-98	*Xavier	11-5	T-1st (West)
	Temple	13-3	1st (East)
1998-99	Xavier	12-4	2nd (West)
	George Washington	13-3	1st (West)
	Temple	13-3	1st (East)
1999-00	*Rhode Island	10-6	2nd (East)
	Xavier	9-7	T-2nd (West)
	Dayton	11-5	1st (West)
2000-01	*Temple	14-2	1st (East)
	Xavier	12-4	2nd
2001-02	*St. Joseph's	14-2	1st
	*Xavier	14-2	1st
2002-03	Xavier	15-1	1st (West)
	*Dayton	14-2	2nd (West)
2003-04	*Xavier	10-6	T-3rd (West)
	Saint Joseph's	16-0	1st (East)
2004-05	Xavier	10-6	T-2nd (West)
	*George Washington	11-5	1st (West)
	Saint Joseph's	14-2	1st (East)
2005-06	*Xavier	8-8	T-7th
	George Washington	16-0	1st
2006-07	Xavier	13-3	T-1st
	*George Washington	11-5	3rd
2007-08	Xavier	14-2	1st
	*Temple	11-5	2nd
2008-09	Xavier	12-4	1st
	*Temple	11-5	T-2nd
2009-10	Xavier	14-2	T-1st
	*Temple	14-2	T-1st
2010-11	Xavier	15-1	1st
	*Richmond	13-3	3rd
2011-12	Xavier	10-6	T-3rd
	Temple	13-3	1st
	*St. Bonaventure	10-6	T-3rd
2012-13	Xavier	9-7	T-6th
	*Saint Louis	13-3	1st

* - Denotes Atlantic 10 Tournament Champion

XAVIER'S ALL-ATLANTIC 10 CONFERENCE HONORS



Stanley Burrell, the 2008 Atlantic 10 Conference Defensive Player of the Year, earned at least one Atlantic 10 honor in each of his four seasons at Xavier. He helped XU reach the NCAA Elite Eight in 2008



Tu Holloway, 2011 Atlantic 10 Conference Player of the Year, won A-10 First Team honors in 2011 and 2012.

1996	Lenny Brown Gary Lumpkin	All-Rookie Team All-Rookie Team	2007	Justin Doellman Drew Lavender Stanley Burrell Derrick Brown Justin Cage	First Team Second Team; All-Championship Team Third Team All-Rookie Team All-Defensive Team
1997	Lenny Brown Gary Lumpkin James Posey	First Team First Team Sixth Man Award	2008	Sean Miller Stanley Burrell	Coach of the Year Defensive Player of the Year, All-Defensive Team & Third Team
1998	Lenny Brown James Posey	Second Team and All-Championship Team Second Team, Sixth Man Award and Championship "Most Outstanding Player"		Drew Lavender Josh Duncan	Second Team Sixth Man of the Year & Second Team
	Darnell Williams Gary Lumpkin Torrave Braggs	Second Team and All-Championship Team Third Team All-Championship Team	2009	B.J. Raymond Derrick Brown C.J. Anderson	First Team Second Team Honorable Mention
1999	Lenny Brown James Posey	First Team	2010	Jordan Crawford Jason Love	First Team; All-Championship Team Third Team
	Lloyd Price	All-Rookie Team	2011	Tu Holloway	Player of the Year, First Team, All-Defensive Team
2000	Lloyd Price David West	Second Team All-Rookie Team		Mark Lyons Jamel McLean Kenny Frease Chris Mack	Third Team Third Team Honorable Mention Coach of the Year
2001	David West	Player of the Year, First Team, All-Defensive Team	2012	Tu Holloway Mark Lyons Dezmine Wells	First Team, All-Championship Team Third Team, All-Championship Team All-Rookie Team
	Romain Sato	All-Rookie Team	2013	Travis Taylor Semaj Christon	Third Team, A-10 Most Improved Player Second Team, Rookie of the Year, All-Rookie Team
2002	David West	Player of the Year, First Team, Defensive Player of the Year, All-Defensive Team, Championship "Most Outstanding Player"			
	Romain Sato	Second Team, All-Defensive Team, All-Championship Team			
	Lionel Chalmers Thad Matta	Third Team, All-Championship Team Coach of the Year			
2003	David West	Player of the Year, First Team, All-Defensive Team, All-Championship Team			
	Romain Sato Anthony Myles Dedrick Finn	First Team, All-Defensive Team Third Team All-Rookie Team			
2004	Romain Sato	First Team, All-Defensive Team, All-Championship Team			
	Lionel Chalmers	Third Team, Championship "Most Outstanding Player"			
	Anthony Myles	All-Championship Team			
2005	Justin Cage Stanley Burrell Brian Thornton	Third Team, All-Defensive Team All-Rookie Team, All-Championship Team A-10 Student-Athlete of the Year, All-Academic Team			
2006	Brian Thornton	First Team, A-10 Student-Athlete of the Year, All-Academic Team			
	Stanley Burrell Justin Cage	Second Team Championship "Most Outstanding Player", All-Defensive Team			
	Josh Duncan	All-Championship Team			



David West won an Atlantic 10 Conference record three straight A-10 Player of the Year awards in 2001, 2002 and 2003. He is seen here during his Cintas Center record 47-point game in the 2003 win over Dayton. West also grabbed 18 rebounds in that game.

ALL-MCC SELECTIONS TEAM

1980	Gary Massa -----	Second
	Jon Hanley -----	Second
1981	Anthony Hicks -----	Second
	Jeff Jenkins -----	Rookie of the Year
	Bob Staak -----	Coach of the Year
1982	Anthony Hicks -----	AP & UPI First
1983	Anthony Hicks -----	AP & UPI First
	Dexter Bailey -----	AP & UPI Second
	Jeff Jenkins -----	AP & UPI Second
1984	Victor Fleming -----	UPI First & AP Second
	Jeff Jenkins -----	AP & UPI Second
1985	Richie Harris -----	UPI Second
	Byron Larkin -----	AP & UPI Newcomer of the Year
1986	Byron Larkin -----	AP & UPI First & Player of the Year
	Richie Harris -----	UPI First & AP Second
	Ralph Lee -----	AP Second
	Walt McBride -----	UPI Second
	Pete Gillen -----	AP Coach of the Year
1987	Byron Larkin -----	First
1988	Byron Larkin -----	First & Player of the Year
	Stan Kimbrough -----	Second
	Tyrone Hill -----	Second
	Derek Strong -----	All-Newcomer
	Jamal Walker -----	All-Newcomer
	Pete Gillen -----	Coach of the Year
1989	Tyrone Hill -----	First
	Stan Kimbrough -----	Second
1990	Tyrone Hill -----	First & Player of the Year
	Derek Strong -----	Second
	Jamal Walker -----	Second
	Jamie Gladden -----	All-Newcomer & Newcomer of the Year
	Pete Gillen -----	Coach of the Year
1991	Jamie Gladden -----	First
	Jamal Walker -----	First
	Michael Davenport -----	Second
	Brian Grant -----	Second & All-Newcomer
1992	Jamie Gladden -----	First
	Aaron Williams -----	First
	Brian Grant -----	Second
	Michael Hawkins -----	All-Newcomer
1993	Brian Grant -----	First & Player of the Year
	Jamie Gladden -----	First
	Pete Gillen -----	Coach of the Year
1994	Brian Grant -----	First & Player of the Year
	Tyrice Walker -----	Second
	Jeff Massey -----	All-Newcomer & Newcomer of the Year
	Pete Gillen -----	Coach of the Year
1995	Jeff Massey -----	First
	Michael Hawkins -----	Second
	T.J. Johnson -----	All-Newcomer & Freshman of the Year
	Skip Prosser -----	Coach of the Year



ALL-MCC TOURNAMENT SELECTIONS TEAM

1981	Anthony Hicks -----	First & MVP
	Dwight Hollins -----	First
1983	Anthony Hicks -----	First
	Eddie Johnson -----	First
1984	Jeff Jenkins -----	First
	Victor Fleming -----	First
	John Shimko -----	First
1986	Byron Larkin -----	First & MVP
	Ralph Lee -----	First
	Richie Harris -----	First
1987	Byron Larkin -----	First & MVP
	Stan Kimbrough -----	First
1988	Byron Larkin -----	First & MVP
	Stan Kimbrough -----	First
	Tyrone Hill -----	First
1989	Tyrone Hill -----	First & MVP
	Michael Davenport -----	First
1990	Tyrone Hill -----	First
	Derek Strong -----	First
1991	Jamie Gladden -----	First & MVP
	Michael Davenport -----	First
	Jamal Walker -----	First
1993	Brian Grant -----	First

DID YOU KNOW?

Xavier, which was a charter member of the Midwestern Collegiate Conference (formerly the Midwestern City Conference and now the Horizon League), played its 16th and final season in the MCC in 1994-95, recording a perfect 14-0 regular season record. Xavier captured eight MCC Regular Season Championships in 16 years, including seven out of the last 10 titles through 1995. XU also won six MCC Tournament Championships, including five of the last 10 titles. XU compiled a 132-60 (.687) all-time composite record in MCC regular season play and 24-10 (.706) all-time composite record in MCC Tournament play. XU began competition in the Atlantic 10 Conference in the 1995-96 season after 16 successful years as a member of the MCC.

Year	School	Regular Season	
		Record	Finish
1979-80	Xavier	0-5	6th/6
	Loyola	5-0	1st/6
	Oral Roberts*	4-1	2nd/6
1980-81	Xavier	8-3	1st/7
	Oklahoma City*	7-4	t-2nd/7
1981-82	Xavier	1-11	7th/7
	Evansville*	10-2	1st/7
1982-83	Xavier*	10-4	2nd/8
	Loyola	12-2	1st/8
1983-84	Xavier	9-5	3rd/8
	Oral Roberts*	11-3	1st/8
1984-85	Xavier	7-7	5th/8
	Loyola*	13-1	1st/8
1985-86	Xavier*	10-2	1st/7
1986-87	Xavier*	7-5	4th/7
	Evansville	8-4	t-1st/7
	Loyola	8-4	t-1st/7
1987-88	Xavier*	9-1	1st/6
1988-89	Xavier*	7-5	3rd/7
	Evansville	10-2	1st/7
1989-90	Xavier	12-2	1st/8
	Dayton*	10-4	2nd/8
1990-91	Xavier*	11-3	1st/8
1991-92	Xavier	7-3	t-2nd/6
	Evansville*	8-2	1st/6
1992-93	Xavier	12-2	t-1st/8
	Evansville*	12-2	t-1st/8
1993-94	Xavier	8-2	1st/6
	Detroit Mercy*	5-5	4th/6
1994-95	Xavier	14-0	1st/11
	Wisconsin-Green Bay*	11-4	t-2nd/11

* - Denotes MCC Tournament Champion




2019-20 OPPONENTS

<p style="text-align: center;">Buffalo</p> <p>Location: Buffalo, New York Enrollment: 31,503 Nickname: Bulls Conference: Mid-American (MAC) Home Arena (Capacity): Alumni Arena (6,100) 2018-19 Overall (Conference) Record: 32-4 (16-2) 2019 Postseason: NCAA Round of 32: Arizona State (W), Texas Tech (L) Head Coach (Alma Mater/Year): Jim Whitesell (Luther '82) MBB Media Contact: Brian Wolff Office: (716) 645-6995 • Cell: (716) 359-2750 Email: bcwolff@buffalo.edu Website: ubbulls.com *Possible Charleston Classic Opponent</p>	<p style="text-align: center;">Cincinnati</p> <p>Location: Cincinnati, Ohio Enrollment: 45,949 Nickname: Bearcats Conference: American Athletic (AAC) Home Arena (Capacity): Fifth Third Arena (12,012) 2018-19 Overall (Conference) Record: 28-7 (14-4) 2019 Postseason: NCAA Round of 64: Iowa (L) Head Coach (Alma Mater/Year): John Brannen (Marshall '97) MBB Media Contact: Andre Foushee Office: (513) 556-5182 • Cell: (859) 797-7871 Email: andre.foushee@uc.edu Website: gobearcats.com</p>	<p style="text-align: center;">Connecticut</p> <p>Location: Storrs, Connecticut Enrollment: 32,257 Nickname: Huskies Conference: American Athletic (AAC) Home Arena (Capacity): Harry A. Gampel Pavilion (9,882) 2018-19 Overall (Conference) Record: 16-17 (6-12) 2019 Postseason: N/A Head Coach (Alma Mater/Year): Dan Hurley (Seton Hall '96) MBB Media Contact: Phil Chardis Office: (860) 486-3531 • Cell: (860) 771-3314 Email: philip.chardis@uconn.edu Website: uconnhuskies.com *Possible Charleston Classic Opponent</p>	<p style="text-align: center;">Florida</p> <p>Location: Gainesville, Florida Enrollment: 56,079 Nickname: Gators Conference: Southeastern (SEC) Home Arena (Capacity): Stephen C. O'Connell Center (10,151) 2018-19 Overall (Conference) Record: 20-16 (9-9) 2019 Postseason: NCAA Round of 32: Nevada (W), Michigan (L) Head Coach (Alma Mater/Year): Mike White (Ole Miss '99) MBB Media Contact: Denver Parler Office: (352) 375-4683 ext. 6135 • Cell: (352) 318-3493 Email: Denverp@gators.ufl.edu Website: uconnhugators.com *Possible Charleston Classic Opponent</p>
<p style="text-align: center;">Green Bay</p> <p>Location: Green Bay, Wisconsin Enrollment: 8,443 Nickname: Phoenix Conference: Horizon Home Arena (Capacity): Resch Center (10,500) 2018-19 Overall (Conference) Record: 21-17 (10-8) 2019 Postseason: CollegeInsider.com Postseason Tournament (CIT) Runner -Up: ETSU (W), FIU (W), CSU Bakersfield (W), Texas Southern (W), Marshall (L) Head Coach (Alma Mater/Year): Linc Darnier (Purdue '95) MBB Media Contact: Joey Daniels Office: (920) 465-2498 • Cell: (920) 288-7723 Email: danielsj@uwgb.edu Website: greenbayphoenix.com</p>	<p style="text-align: center;">Jacksonville</p> <p>Location: Jacksonville, Florida Enrollment: 4,213 Nickname: Dolphins Conference: ASUN Home Arena (Capacity): Swisher Gymnasium (1,360) 2018-19 Overall (Conference) Record: 12-20 (5-11) 2019 Postseason: N/A Head Coach (Alma Mater/Year): Tony Jasick (Mars Hill '00) MBB Media Contact: Matt Moretti III Office: (904) 256-7351 • Cell: (585) 610-7226 Email: mmorett@ju.edu Website: judolphins.com</p>	<p style="text-align: center;">Lipscomb</p> <p>Location: Nashville, Tennessee Enrollment: 4,642 Nickname: Bisons Conference: ASUN Home Arena (Capacity): Allen Arena (5,028) 2018-19 Overall (Conference) Record: 29-8 (14-2) 2019 Postseason: National Invitational Tournament (NIT) Championship: Davidson (W), UNGC (W), North Carolina State (W), Wichita State (W), Texas (L) Head Coach (Alma Mater/Year): Lennie Acuff (Shorter College '88) MBB Media Contact: Kirk Downs Office: (615) 966-5457 • Cell: (662) 322-3275 Email: kirk.downs@lipscomb.edu Website: lipscombsports.com</p>	<p style="text-align: center;">Miami</p> <p>Location: Coral Gables, Florida Enrollment: 17,348 Nickname: Hurricanes Conference: Atlantic Coast (ACC) Home Arena (Capacity): Watco Center (7,972) 2018-19 Overall (Conference) Record: 14-18 (5-13) 2019 Postseason: N/A Head Coach (Alma Mater/Year): Jim Larranaga (Providence '71) MBB Media Contact: Alex Schwartz Office: (305) 284-3249 • Cell: (609) 802-3674 Email: alexschwartz@miami.edu Website: hurricanesports.com *Possible Charleston Classic Opponent</p>
<p style="text-align: center;">Missouri State</p> <p>Location: Springfield, Missouri Enrollment: 26,001 Nickname: Bears Conference: Missouri Valley Home Arena (Capacity): JQH Arena (11,000) 2018-19 Overall (Conference) Record: 16-16 (10-8) 2019 Postseason: N/A Head Coach (Alma Mater/Year): Dana Ford (Illinois State '06) MBB Media Contact: Rick Kindhart Office: (417) 836-4585 • Cell: (417) 849-5865 Email: RKindhart@missouristate.edu Website: missouristatebears.com *Charleston Classic Opponent (non-bracketed game at Cintas Center and possibly in main bracket on the final day)</p>	<p style="text-align: center;">Mizzou *</p> <p>Location: Columbia, Missouri Enrollment: 30,870 Nickname: Tigers Conference: Southeastern (SEC) Home Arena (Capacity): Mizzou Arena (15,061) 2018-19 Overall (Conference) Record: 15-17 (5-13) 2019 Postseason: N/A Head Coach (Alma Mater/Year): Cuonzo Martin (Purdue '00) MBB Media Contact: R.J. Layton Office: (573) 882-7826 • Cell: (765) 491-5348 Email: laytonr@missouri.edu Website: mutigers.com * Listed as Missouri in Xavier's all-time records</p>	<p style="text-align: center;">Saint Joseph's</p> <p>Location: Philadelphia, Pennsylvania Enrollment: 8,085 Nickname: Hawks Conference: Atlantic 10 (A10) Home Arena (Capacity): Michael J. Hagan '85 Arena (4,200) 2018-19 Overall (Conference) Record: 14-19 (6-12) 2019 Postseason: N/A Head Coach (Alma Mater/Year): Billy Lange (Rowan '94) MBB Media Contact (interim): Jack Jumper Office: (610) 660-3389 • Cell: (610) 636-3701 Email: jjumper@sju.edu Website: sjuhawks.com *Possible Charleston Classic Opponent</p>	<p style="text-align: center;">Siena</p> <p>Location: Loudonville, New York Enrollment: 3,236 Nickname: Saints Conference: Metro Atlantic Athletic (MAAC) Home Arena (Capacity): Times Union Center (7,146) 2018-19 Overall (Conference) Record: 17-16 (11-7) 2019 Postseason: N/A Head Coach (Alma Mater/Year): Carmen Maciariello (Siena '01) MBB Media Contact: Mike Demos Office: (518) 783-2377 • Cell: (336) 675-7374 Email: mdemos@siena.edu Website: sienasaints.com</p>
<p style="text-align: center;">TCU</p> <p>Location: Fort Worth, Texas Enrollment: 10,918 Nickname: Horned Frogs Conference: Big 12 Home Arena (Capacity): Ed & Rae Schollmaier Arena (6,800) 2018-19 Overall (Conference) Record: 23-14 (7-11) 2019 Postseason: National Invitation Tournament (NIT) Semifinal: Sam Houston State (W), Nebraska (W), Creighton (W), Texas (L) Head Coach (Alma Mater/Year): Jamie Dixon (TCU '87) MBB Media Contact: Steven Schoon Office: (817) 257-5299 • Cell: (620) 218-1693 Email: s.schoon@tcu.edu Website: gofrogs.com</p>	<p style="text-align: center;">Towson</p> <p>Location: Towson, Maryland Enrollment: 22,705 Nickname: Tigers Conference: Colonial Athletic Association (CAA) Home Arena (Capacity): SECU Arena (5,200) 2018-19 Overall (Conference) Record: 10-22 (6-12) 2019 Postseason: N/A Head Coach (Alma Mater/Year): Pat Skerry (Tufts '92) MBB Media Contact: Rob Knox Office: (410) 704-4571 • Cell: N/A Email: rknox@towson.edu Website: towson.com *Possible Charleston Classic Opponent</p>	<p style="text-align: center;">Wake Forest</p> <p>Location: Winston-Salem, North Carolina Enrollment: 5,033 Nickname: Demon Deacons Conference: Atlantic Coast (ACC) Home Arena (Capacity): LVM Coliseum (14,665) 2018-19 Overall (Conference) Record: 11-20 (4-14) 2019 Postseason: N/A Head Coach (Alma Mater/Year): Danny Manning (Kansas '91) MBB Media Contact: Steve Kirkland Office: (336) 758-6099 • Cell: N/A Email: kirklasg@wfu.edu Website: godeacs.com</p>	<p style="text-align: center;">Western Carolina</p> <p>Location: Cullowhee, North Carolina Enrollment: 11,034 Nickname: Catamounts Conference: Southern (SoCon) Home Arena (Capacity): Liston B. Ramsey Regional Activity Center (7,826) 2018-19 Overall (Conference) Record: 7-25 (4-14) 2019 Postseason: N/A Head Coach (Alma Mater/Year): Mark Prosser (Marist '02) MBB Media Contact: Steven Grandy Office: (828) 227-2655 • Cell: N/A Email: sgrandy@email.wcu.edu Website: catamountsports.com</p>



**LOOKING AHEAD AND LOOKING BACK:
UConn IS COMING BACK AND
EVERY TEAM MADE 2019 POSTSEASON**

All 10 BIG EAST Conference schools made postseason play, including four NCAA Tournament berths, five NIT berths and one berth in the CBI. Marquette, Villanova, Seton Hall and St. John's were NCAA Tournament teams, while Butler, Creighton, Georgetown, Providence and Xavier were in the NIT field. DePaul made the CBI. UConn announced it is returning to the BIG EAST Conference and is expected to begin BIG EAST play in 2020-21.



**2018 BIG EAST CONFERENCE
REGULAR SEASON CHAMPIONS**

Xavier won its first BIG EAST Men's Basketball Regular Season Championship with a 15-3 record in the 2017-18 season. The Musketeers are in their seventh season as a member of the BIG EAST Conference.

Butler

Location: Indianapolis, Indiana
Enrollment: 4,800
Nickname: Bulldogs
Conference: BIG EAST
Home Arena (Capacity): Hinkle Fieldhouse (9,100)
2018-19 Overall (Conference) Record: 16-17 (7-11)
2019 Postseason: National Invitation Tournament (NIT) First Round: Nebraska (L)
Head Coach (Alma Mater/Year): LaVall Jordan (Butler '01)
MBB Media Contact: John Dedman
Office: (317) 940-9414 • Cell: (317) 491-5462
Email: jdedman@butler.edu
Website: butlersports.com

Creighton

Location: Omaha, Nebraska
Enrollment: 8,821
Nickname: Bluejays
Conference: BIG EAST
Home Arena (Capacity): CHI Health Center Omaha (17,352)
2018-19 Overall (Conference) Record: 20-15 (9-9)
2019 Postseason: National Invitation Tournament (NIT) Quarter-final: Loyola-Chicago (W), Memphis (W), TCU (L)
Head Coach (Alma Mater/Year): Greg McDermott (Northern Iowa '88)
MBB Media Contact: Rob Anderson
Office: (402) 280-5544 • Cell: (402) 660-5854
Email: randerson@creighton.edu

Providence

Location: Providence, Rhode Island
Enrollment: 4,139
Nickname: Friars
Conference: BIG EAST
Home Arena (Capacity): Dunkin' Donuts Center (12,400)
2018-19 Overall (Conference) Record: 18-16 (7-11)
2019 Postseason: National Invitation Tournament (NIT) First Round: Arkansas (L)
Head Coach (Alma Mater/Year): Ed Cooley (Stonehill '94)
MBB Media Contact: Arthur Parks
Office: (401) 865-2759 • Cell: (401) 378-7334
Email: aparks@providence.edu
Website: friars.com

DePaul

Location: Chicago, Illinois
Enrollment: 22,437
Nickname: Blue Demons
Conference: BIG EAST
Home Arena (Capacity): Wintrust Arena (10,387)
2018-19 Overall (Conference) Record: 19-17 (7-11)
2019 Postseason: College Basketball Invitational Championship: Central Michigan (W), Longwood (W), Coastal Carolina (W), USF (Best of three: L, W, L)
Head Coach (Alma Mater/Year): Dave Leitao (Northeastern '82)
MBB Media Contact: Greg Greenwell
Office: (773) 325-7546 • Cell: (773) 343-3722
Email: greg.greenwell@depaul.edu
Website: depaulbluedemons.com

Georgetown

Location: Washington D.C.
Enrollment: 18,179
Nickname: Hoyas
Conference: BIG EAST
Home Arena (Capacity): Capital One Arena (20,600)
2018-19 Overall (Conference) Record: 19-14 (9-9)
2019 Postseason: National Invitational Tournament (NIT) First Round: Harvard (L)
Head Coach (Alma Mater/Year): Patrick Ewing (Georgetown '85)
MBB Media Contact: Diana Pulupa
Office: (202) 687-6564 • Cell: (301) 758-5454
Email: diana.pulupa@georgetown.edu
Website: guhoyas.com

Marquette

Location: Milwaukee, Wisconsin
Enrollment: 11,605
Nickname: Golden Eagles
Conference: BIG EAST
Home Arena (Capacity): Fiserv Forum (17,500)
2018-19 Overall (Conference) Record: 24-10 (12-6)
2019 Postseason: NCAA Tournament Round of 64: Murray State (L)
Head Coach (Alma Mater/Year): Steve Wojciechowski (Duke '98)
MBB Media Contact: Scott Kuykendall
Office: (414) 288-4794 • Cell: (414) 807-3490
Email: scott.kuykendall@marquette.edu
Website: gomarquette.com

Seton Hall

Location: South Orange, New Jersey
Enrollment: 9,801
Nickname: Pirates
Conference: BIG EAST
Home Arena (Capacity): Prudential Center (10,481)
2018-19 Overall (Conference) Record: 20-14 (9-9)
2019 Postseason: NCAA Tournament Round of 64: Wofford (L)
Head Coach (Alma Mater/Year): Kevin Willard (Pittsburgh '97)
MBB Media Contact: Thomas Chen
Office: (973) 761-9493 • Cell: (941) 843-7185
Email: thomas.chen@shu.edu
Website: shupirates.com

St. John's

Location: Queens, New York
Enrollment: 21,346
Nickname: Red Storm
Conference: BIG EAST
Home Arena (Capacity): Madison Square Garden (19,812) and Carnesecca Arena (5,602)
2018-19 Overall (Conference) Record: 21-13 (8-10)
2019 Postseason: NCAA Tournament First Round: Arizona State (L)
Head Coach (Alma Mater/Year): Mike Anderson (Tulsa '82)
MBB Media Contact: Stephen Dombroski
Office: (718) 990-6897 • Cell: (518) 928-6103
Email: dombross@stjohns.edu
Website: redstormsports.com

Villanova

Location: Villanova, Pennsylvania
Enrollment: 10,983
Nickname: Wildcats
Conference: BIG EAST
Home Arena (Capacity): Wells Fargo Center (20,456) and Fineran Pavilion (6,500)
2018-19 Overall (Conference) Record: 26-10 (13-5)
2019 Postseason: NCAA Tournament Round of 32: Saint Mary's (W), Purdue (L)
Head Coach (Alma Mater/Year): Jay Wright (Bucknell '83)
MBB Media Contact: Mike Sheridan
Office: (610) 519-4145 • Cell: (610) 999-7558
Email: michael.sheridan@villanova.edu
Website: villanova.com



2019-20 OPPONENT GAME-BY-GAME SERIES RECORDS

^ BIG EAST Championship (MSG in New York City)
 + Atlantic 10 Championship
 † MCC Championship
 \$ NCAA Tournament
 # National Invitation Tournament

2019-20 OPPONENT GAME-BY-GAME SERIES RECORDS

BUFFALO – XAVIER LEADS 1-0

2016-17 XU 86-53 Cintas Center 11/14

BUTLER – XAVIER LEADS 41-21

2018-19 BU 71-66 Away 3/5
 XU 70-69 Cintas Center 1/13
 2017-18 XU 98-93 (OT) Away 2/6
 XU 86-79 Cintas Center 1/2
 2016-17 XU 62-57 ^ New York, N.Y. 3/9
 BU 88-79 Cintas Center 2/26
 BU 83-78 Away 1/14
 2015-16 XU 74-57 Away 2/13
 XU 88-69 Cintas Center 1/2
 2014-15 XU 67-61 (OT) ^ New York, N.Y. 3/12
 XU 73-56 Cintas Center 2/21
 BU 88-76 Away 1/10
 2013-14 XU 64-50 Away 2/11
 XU 79-68 Cintas Center 1/4
 2012-13 BU 67-62 Away 3/9
 XU 62-47 Cintas Center 11/13
 2011-12 XU 73-61 Away 12/7
 2010-11 XU 51-49 Cintas Center 12/9
 2009-10 BU 69-68 Away 12/19
 2008-09 BU 74-65 Cintas Center 12/23
 1998-99 XU 73-66 Away 11/17
 1997-98 XU 93-66 Cincinnati Gardens 12/30
 1994-95 XU 81-66 Away 2/25
 1993-94 XU 93-73 Cincinnati Gardens 2/16
 XU 86-80 Away 1/15
 1992-93 XU 80-66 Away 2/20
 XU 63-59 Cincinnati Gardens 1/21
 1991-92 BU 78-61 † Riverfront Coliseum 3/13
 BU 96-86 Cincinnati Gardens 3/7
 XU 98-75 Away 2/18
 1990-91 XU 105-93 Away 2/23
 XU 80-73 Cincinnati Gardens 2/12
 1989-90 XU 96-61 † Dayton, Ohio 3/8
 XU 80-66 Away 2/24
 XU 81-57 Cincinnati Gardens 1/27
 1988-89 XU 85-75 Cincinnati Gardens 3/2
 BU 79-76 Away 1/28
 1987-88 XU 71-70 Away 3/6
 XU 89-74 Cincinnati Gardens 2/6
 1986-87 XU 104-98 † Indianapolis, Ind. 2/26
 XU 69-67 Cincinnati Gardens 2/19
 BU 86-84 (2OT) Away 1/31

1985-86 XU 86-61 Away 2/20
 XU 77-56 Cincinnati Gardens 2/1
 1984-85 BU 81-73 Away 2/23
 BU 61-59 Cincinnati Gardens 1/26
 1983-84 XU 78-68 Cincinnati Gardens 2/25
 BU 55-53 Away 1/28
 1982-83 BU 72-52 Away 2/7
 XU 51-49 Schmidt Fieldhouse 1/17
 1981-82 XU 72-53 Schmidt Fieldhouse 2/8
 BU 73-62 Away 1/11
 1980-81 XU 74-62 Schmidt Fieldhouse 2/7
 BU 73-72 Away 1/17
 1979-80 BU 91-81 Away 2/9
 1978-79 XU 73-72 Schmidt Fieldhouse 2/24
 BU 56-54 Away 1/27
 1977-78 XU 68-60 Schmidt Fieldhouse 2/22
 BU 61-55 Away 12/10
 1976-77 XU 66-60 (OT) Away 12/23
 1940-41 BU 57-33 Away 1/4
 1936-37 XU 28-26 Schmidt Fieldhouse 1/16

CINCINNATI – CINCINNATI LEADS 51-35

2018-19 UC 62-47 Away 12/8
 2017-18 XU 89-76 Cintas Center 12/2
 2016-17 UC 86-78 Away 1/26
 2015-16 XU 65-55 Cintas Center 12/12
 2014-15 XU 59-57 Fifth Third Arena 2/18
 2013-14 XU 64-47 U.S. Bank Arena 12/14
 2012-13 UC 60-45 U.S. Bank Arena 12/19
 2011-12 XU 76-53 Cintas Center 12/10
 2010-11 UC 66-46 Away 1/6
 2009-10 XU 83-79 (2OT) Cintas Center 12/13
 2008-09 XU 76-66 Away 12/13
 2007-08 XU 64-59 Cintas Center 12/12
 2006-07 UC 67-57 Away 12/13
 2005-06 XU 73-71 (OT) Cintas Center 1/19
 2004-05 UC 65-54 Away 2/10
 2003-04 XU 71-69 Cintas Center 2/3
 2002-03 XU 50-44 Away 12/7
 2001-02 UC 75-55 Cintas Center 12/14
 2000-01 XU 69-67 Away 12/14
 1999-00 XU 66-64 Cincinnati Gardens 12/18
 1998-99 UC 87-77 Away 1/28
 1997-98 XU 88-68 Cincinnati Gardens 12/13
 1996-97 XU 71-69 Away 11/26
 1995-96 UC 99-90 Cincinnati Gardens 1/17
 1994-95 UC 87-80 Away 1/9
 1993-94 XU 82-76 (OT) Cincinnati Gardens 1/19
 1992-93 UC 78-67 Away 1/27
 1991-92 UC 93-75 Cincinnati Gardens 1/29
 1990-91 UC 69-56 Away 1/30
 1989-90 XU 90-88 (OT) Cincinnati Gardens 1/31
 1988-89 UC 86-76 Cincinnati Gardens 2/1
 1987-88 XU 98-80 Cincinnati Gardens 1/12
 1986-87 UC 75-73 Riverfront Coliseum 1/29
 1985-86 XU 80-76 Cincinnati Gardens 1/23
 1984-85 XU 55-52 Riverfront Coliseum 1/30
 1983-84 XU 72-63 Cincinnati Gardens 1/26
 1982-83 UC 73-58 Riverfront Coliseum 1/26
 1981-82 XU 53-51 Riverfront Coliseum 1/27

1980-81 UC 79-72 Riverfront Coliseum 2/18
 1979-80 XU 77-69 Riverfront Coliseum 2/4
 1978-79 UC 60-58 Riverfront Coliseum 2/12
 1977-78 UC 59-54 Riverfront Coliseum 2/13
 1976-77 UC 77-68 Riverfront Coliseum 2/16
 1975-76 UC 81-74 Riverfront Coliseum 2/18
 1974-75 UC 66-57 Cincinnati Gardens 2/26
 1973-74 UC 68-56 Cincinnati Gardens 2/20
 1972-73 UC 78-68 Cincinnati Gardens 2/21
 1971-72 UC 76-71 Cincinnati Gardens 2/16
 1970-71 XU 66-65 Cincinnati Gardens 2/17
 1969-70 UC 85-72 Cincinnati Gardens 2/17
 1968-69 UC 52-50 Cincinnati Gardens 1/8
 1967-68 XU 72-71 Cincinnati Gardens 3/5
 1966-67 UC 79-69 (OT) Cincinnati Gardens 3/3
 1965-66 UC 67-62 Cincinnati Gardens 3/3
 1964-65 UC 102-72 Cincinnati Gardens 3/3
 1963-64 UC 94-92 Cincinnati Gardens 3/4
 1962-63 UC 72-61 Cincinnati Gardens 2/26
 1961-62 UC 61-58 Cincinnati Gardens 3/1
 1960-61 UC 89-53 Cincinnati Gardens 3/2
 1959-60 UC 86-68 Cincinnati Gardens 3/8
 1958-59 UC 92-66 Cincinnati Gardens 1/24
 1957-58 UC 80-68 Cincinnati Gardens 3/8
 UC 79-68 Away 12/14
 1956-57 UC 69-57 Away 2/13
 XU 88-62 Cincinnati Gardens 1/9
 1955-56 XU 79-72 (OT) Away 2/8
 UC 71-66 Cincinnati Gardens 1/17
 1954-55 UC 70-69 Away 2/9
 XU 67-64 Cincinnati Gardens 1/6
 1953-54 UC 81-76 Cincinnati Gardens 2/10
 UC 77-58 Cincinnati Gardens 1/6
 1952-53 XU 70-68 Cincinnati Gardens 2/10
 XU 81-78 Cincinnati Gardens 1/6
 1951-52 UC 68-63 Cincinnati Gardens 2/13
 XU 77-70 Cincinnati Gardens 12/29
 1950-51 UC 81-66 Cincinnati Gardens 3/8
 UC 83-70 Cincinnati Gardens 12/28
 1949-50 UC 59-48 Cincinnati Gardens 3/18
 XU 54-53 Cincinnati Gardens 3/9
 1948-49 UC 57-46 Cincinnati Gardens 3/9
 XU 71-64 Schmidt Fieldhouse 2/5
 1947-48 UC 52-45 Schmidt Fieldhouse 3/3
 1946-47 UC 76-51 Schmidt Fieldhouse 2/26
 1945-46 UC 53-39 Schmidt Fieldhouse 2/27
 1942-43 XU 51-37 Schmidt Fieldhouse 3/3
 1927-28 XU 29-25 Schmidt Fieldhouse 3/7

CONNECTICUT – CONNECTICUT LEADS 1-0

1990-91 UC 66-50 \$ Minneapolis, Minn. 3/16

CREIGHTON – XAVIER LEADS 17-13

2018-19 XU 63-61 ^ New York, N.Y. 3/14
 XU 64-61 (OT) Cintas Center 2/13
 CU 76-54 Away 2/3
 2017-18 XU 72-71 Away 2/10
 XU 92-70 Cintas Center 1/13
 2016-17 CU 75-72 ^ New York, N.Y. 3/10

XU 82-80 Away 2/4
 CU 72-67 Cintas Center 1/16
 2015-16 XU 98-93 Cintas Center 3/5
 CU 70-56 Away 2/9
 2014-15 XU 74-73 Away 3/7
 CU 79-72 (OT) Cintas Center 2/4
 2013-14 CU 86-78 ^ New York, N.Y. 3/14
 XU 75-69 Cintas Center 3/1
 CU 95-89 Away 1/12
 2009-10 XU 80-67 Lake Buena Vista, Fla. 11/27
 2007-08 XU 79-66 Cintas Center 12/5
 2006-07 CU 73-67 Away 12/9
 2005-06 CU 61-59 Away 12/18
 2004-05 CU 73-72 Cintas Center 11/30
 2002-03 XU 75-73 Cintas Center 12/31
 2001-02 XU 72-65 Away 12/22
 1986-87 CU 74-73 Cincinnati Gardens 12/13
 1985-86 XU 56-53 Away 12/4
 1962-63 XU 80-67 Louisville, KY. 3/8
 1960-61 XU 92-63 Schmidt Fieldhouse 1/2
 1959-60 XU 75-73 Schmidt Fieldhouse 1/2
 1947-48 XU 62-36 Schmidt Fieldhouse 1/3
 1940-41 CU 42-39 Schmidt Fieldhouse 1/3
 1937-38 CU 34-29 Schmidt Fieldhouse 1/3

DEPAUL – XAVIER LEADS 14-10

2018-19 DU 74-62 Cintas Center 2/9
 XU 74-65 Away 12/29
 2017-18 XU 65-62 Away 3/3
 XU 77-72 Cintas Center 12/30
 2016-17 XU 75-64 ^ New York, N.Y. 3/8
 XU 79-65 Away 3/4
 XU 72-61 Cintas Center 2/8
 2015-16 XU 86-65 Away 1/30
 XU 84-64 Cintas Center 1/12
 2014-15 XU 89-76 Cintas Center 1/24
 DU 71-68 Away 1/3
 2013-14 XU 83-64 Cintas Center 2/19
 XU 84-74 Away 1/20
 1997-98 XU 73-56 Cleveland, Ohio 12/27
 1973-74 DU 77-70 Schmidt Fieldhouse 2/9
 1972-73 DU 89-67 Away 2/7
 1971-72 XU 71-62 Schmidt Fieldhouse 2/26
 1970-71 DU 84-76 Away 3/3
 1969-70 DU 73-71 Schmidt Fieldhouse 1/7
 1968-69 DU 86-77 Away 1/13
 1967-68 XU 97-78 Schmidt Fieldhouse 1/31
 1966-67 DU 71-60 Away 2/11
 1963-64 DU 86-80 Buffalo, N.Y. 12/28
 1938-39 DU 38-30 Away 1/16

FLORIDA – XAVIER LEADS 2-1

2010-11 UF 71-67 Cintas Center 12/31
 2009-10 XU 76-64 Away 2/13
 1959-60 XU 86-74 Miami, Fla. 12/28

GEORGETOWN – XAVIER LEADS 14-5

2018-19 GU 80-73 Away 1/31
 XU 81-75 Cintas Center 1/9

2017-18 XU 89-77 Away 2/21
 XU 96-91 (OT) Cintas Center 2/3
 2016-17 XU 86-75 Cintas Center 1/22
 XU 81-76 Away 12/31
 2015-16 XU 88-70 Away 2/20
 GU 81-72 Cintas Center 1/19
 2014-15 XU 65-63 ^ New York, N.Y. 3/13
 XU 66-53 Away 1/27
 XU 70-53 Cintas Center 12/31
 2013-14 GU 74-52 Away 2/22
 XU 80-67 Cintas Center 1/15
 1994-95 GU 68-63 \$ Tallahassee, Fla. 3/17
 1989-90 XU 74-71 \$ Indianapolis, Ind. 3/18
 1968-69 GU 77-63 Away 2/10
 1967-68 XU 87-68 Schmidt Fieldhouse 2/4
 1958-59 XU 70-62 Schmidt Fieldhouse 1/28
 1953-54 XU 74-54 Away 12/14

GREEN BAY – XAVIER LEADS 1-0

1994-95 XU 76-55 Cincinnati Gardens 2/11

JACKSONVILLE – XAVIER LEADS 1-0

1962-63 XU 103-94 Schmidt Fieldhouse 12/15

LIPSCOMB – FIRST MEETING

MARQUETTE – MARQUETTE LEADS 51-24

2018-19 MU 87-82 Cintas Center 1/26
 MU 70-52 Away 1/6
 2017-18 XU 89-70 Cintas Center 1/24
 XU 91-87 Away 12/27
 2016-17 MU 95-84 Cintas Center 3/1
 MU 83-61 Away 2/18
 2015-16 XU 90-72 ^ New York, N.Y. 3/10
 XU 90-82 Cintas Center 2/6
 XU 74-66 Away 1/16
 2014-15 XU 64-44 Away 2/10
 XU 62-58 Cintas Center 1/17
 2013-14 XU 68-65 ^ New York, N.Y. 3/13
 MU 81-72 Away 2/15
 XU 86-79 Cintas Center 1/9
 2010-11 MU 66-55 \$ Cleveland, Ohio 3/18
 2009-10 MU 71-61 Lake Buena Vista, Fla. 11/26
 2000-01 XU 75-59 Cintas Center 12/16
 1999-00 XU 67-63 # Cincinnati Gardens 3/15
 MU 65-63 Away 1/2
 1990-91 XU 71-66 Cincinnati Gardens 2/7
 XU 98-93(OT) Away 1/10
 1989-90 XU 83-78 Cincinnati Gardens 2/8
 XU 86-80 Away 1/6
 1988-89 XU 102-77 Cincinnati Gardens 2/25
 1987-88 MU 67-61 Away 12/5
 1985-86 XU 85-71 Away 2/5
 1984-85 MU 69-60 Cincinnati Gardens 2/20
 MU 71-53 Away 2/13
 1983-84 XU 82-68 (OT) Cincinnati Gardens 2/22
 1982-83 MU 72-64 Away 1/8
 1981-82 MU 63-50 Riverfront Coliseum 1/20
 1980-81 MU 78-62 Away 2/10

2019-20 OPPONENT GAME-BY-GAME SERIES RECORDS

MU 78-59	Riverfront Coliseum	1/26
1979-80 MU 82-70	Away	2/12
MU 76-62	Riverfront Coliseum	1/17
1978-79 MU 67-50	Away	1/20
1977-78 MU 75-53	Cincinnati Gardens	2/20
MU 78-62	Away	1/24
1976-77 MU 85-43	Away	1/22
1975-76 MU 74-49	Schmidt Fieldhouse	3/5
MU 82-48	Away	1/19
1974-75 MU 78-55	Away	2/8
MU 73-55	Schmidt Fieldhouse	1/29
1973-74 MU 73-53	Schmidt Fieldhouse	1/2
MU 68-55	Away	12/21
1972-73 MU 90-61	Cincinnati Gardens	1/29
MU 70-52	Away	12/16
1971-72 MU 63-55	Schmidt Fieldhouse	2/28
MU 89-59	Away	2/9
1970-71 MU 76-58	Schmidt Fieldhouse	3/6
MU 91-60	Away	1/9
1969-70 MU 81-73	Schmidt Fieldhouse	2/23
MU 82-73	Away	1/24
1968-69 MU 67-54	Schmidt Fieldhouse	2/18
MU 82-69	Away	1/11
1967-68 XU 88-83(OT)	Schmidt Fieldhouse	2/26
MU 72-57	Away	2/10
1966-67 MU 71-69	Schmidt Fieldhouse	2/15
MU 87-69	Away	1/14
1965-66 XU 82-78	Schmidt Fieldhouse	2/16
MU 103-64	Away	1/8
1964-65 XU 56-55	Schmidt Fieldhouse	2/27
MU 80-73	Away	1/9
1963-64 MU 98-95	Schmidt Fieldhouse	3/7
XU 83-81	Away	1/11
1962-63 MU 80-67	Schmidt Fieldhouse	3/2
MU 80-57	Away	1/12
1961-62 MU 76-67	Schmidt Fieldhouse	3/10
XU 68-61	Away	2/10
1960-61 MU 77-74	Away	3/9
MU 88-79 (OT)	Schmidt Fieldhouse	2/11
1959-60 MU 67-61	Away	3/1
XU 79-75	Schmidt Fieldhouse	2/15
1958-59 MU 79-70	Cincinnati Gardens	2/21
MU 86-71	Away	12/22

MIAMI – MIAMI LEADS 2-1

2004-05 XU 83-70 (OT)	Away	11/27
1959-60 UM 87-69	Away	12/29
1955-56 UM 77-75	Away	2/2

MISSOURI STATE – FIRST MEETING

MISSOURI – XAVIER LEADS 5-3

2018-19 UM 71-56	Away	12/18
2016-17 XU 83-82 (OT)	Orlando, Fla.	11/17
2015-16 XU 78-66	Cintas Center	11/17
2014-15 XU 74-58	Away	12/13
2008-09 XU 75-71	San Juan, P.R.	11/20
2001-02 UM 72-60	Indianapolis, Ind.	11/24
1988-89 UM 83-71	Away	11/20
1986-87 XU 70-69	\$ Indianapolis, Ind.	3/12

PROVIDENCE – XAVIER LEADS 9-7

2018-19 XU 75-61	Away	2/16
PC 64-62	Cintas Center	1/23
2017-18 PC 75-72 (OT)	^ New York, N.Y.	3/9
XU 84-74	Cintas Center	2/28
PC 81-72	Away	1/6
2016-17 PC 75-63	Away	2/15
XU 82-56	Cintas Center	12/28
2015-16 XU 85-74	Cintas Center	2/17
XU 75-68	Away	1/26
2014-15 XU 78-69	Cintas Center	2/7
PC 69-66 (OT)	Away	1/22
2013-14 XU 59-53	Cintas Center	2/8
PC 81-72	Away	1/25
1987-88 PC 96-76	Away	12/22
1985-86 XU 75-63	Cincinnati Gardens	12/28
1961-62 XU 67-53	Schmidt Fieldhouse	12/20

SAINT JOSEPH'S – SAINT JOSEPH'S LEADS 22-19

2012-13 SJU 58-57	+ Brooklyn, N.Y.	3/14
2012-13 SJU 59-49	Away	1/26
2011-12 XU 68-55	Cintas Center	1/18
2010-11 XU 74-54	Away	2/16
2009-10 XU 88-52	Cintas Center	2/17
2008-09 XU 68-54	Cintas Center	2/26
2007-08 SJU 61-53	+ Atlantic City, N.J.	3/14
2007-08 SJU 71-66	Away	3/6
2007-08 XU 76-72	Cintas Center	2/10
2006-07 XU 72-62	Cintas Center	2/28
2006-07 SJU 82-74	Away	1/21
2005-06 XU 62-61	Cincinnati, Ohio	3/11
2005-06 SJU 68-58	Cintas Center	2/28
2005-06 XU 62-58	Away	1/4
2004-05 SJU 73-68	Cincinnati, Ohio	3/11
2004-05 SJU 67-59	Away	1/29
2003-04 XU 87-67	+ Dayton, Ohio	3/11
2003-04 SJU 81-73	Cintas Center	1/17
2002-03 XU 88-80	Away	3/5
2001-02 XU 84-77	Cintas Center	2/16
2000-01 SJU 79-76	Away	2/7
2000-01 XU 86-73	Cintas Center	1/20
1999-00 XU 94-66	Cincinnati Gardens	3/5
1998-99 XU 59-53	Away	2/4
1997-98 XU 72-62	Cincinnati Gardens	1/20
1996-97 SJU 79-65	Away	2/8
1995-96 XU 84-71	Cincinnati Gardens	1/31
1975-76 XU 109-96 (2OT)	Schmidt Fieldhouse	1/10
1973-74 SJU 77-71	Away	1/26
1972-73 SJU 78-65	Schmidt Fieldhouse	2/17
1971-72 SJU 75-63	Away	1/26
1970-71 SJU 76-74	Schmidt Fieldhouse	1/30
1969-70 SJU 83-74	Away	12/6
1968-69 SJU 76-67	Schmidt Fieldhouse	12/14
1967-68 SJU 71-60	Away	1/9
1966-67 SJU 87-80	Schmidt Fieldhouse	2/1
1965-66 SJU 101-83	Away	2/26
1964-65 SJU 93-78	Schmidt Fieldhouse	1/30
1963-64 XU 76-75	Away	12/20
1961-62 SJU 75-68	Away	2/2
1960-61 XU 87-75	Schmidt Fieldhouse	1/14
1957-58 SJU 70-66	Away	1/11

ST. JOHN'S – XAVIER LEADS 11-3

2018-19 XU 81-68	Cintas Center	3/9
XU 84-73	Away	2/28
2017-18 XU 88-60	^ New York, N.Y.	3/8
XU 73-68	Away	1/30
XU 88-82	Cintas Center	1/17
2016-17 XU 82-77	Away	1/29
XU 97-82	Cintas Center	1/7
2015-16 XU 90-83	Cintas Center	2/3
XU 74-66	Away	1/6
2014-15 SJ 58-57	Away	2/23
SJ 78-70	Cintas Center	2/14
2013-14 XU 65-53	Away	2/25
XU 70-60	Cintas Center	12/31
1981-82 SJ 75-55	Away	11/27

SETON HALL – SETON HALL LEADS 11-9

2018-19 XU 70-69	Away	2/20
SH 80-70	Cintas Center	1/2
2017-18 XU 102-90	Cintas Center	2/14
XU 73-64	Away	1/20
2016-17 SH 71-64	Away	2/22
XU 72-70	Cintas Center	2/1
2015-16 SH 87-83	^ New York, N.Y.	3/11
SH 90-81	Away	2/28
XU 84-76	Cintas Center	1/23
2014-15 SH 90-82	Away	1/31
XU 69-58	Cintas Center	1/7
2013-14 SH 71-62	Away	3/3
SH 68-60	Cintas Center	2/1
2010-11 XU 57-52	U.S. Virgin Islands	11/21
1979-80 SH 70-67	Bloomington, Ind.	12/8
1956-57 XU 85-79	# New York, N.Y.	3/16
1955-56 SH 84-73	New York, N.Y.	1/10
1952-53 SH 86-78	Away	1/11
1948-49 SH 60-51	Away	1/5
1947-48 XU 41-34	Schmidt Fieldhouse	1/4

SIENA – XAVIER LEADS 3-1

2002-03 XU 96-88	Away	12/23
2001-02 XU 68-59	Cintas Center	12/31
1953-54 XU 66-54	Away	12/19
1952-53 SC 71-62	Away	1/8

TEXAS CHRISTIAN – SERIES TIED 1-1

1980-81 TCU 57-47	Albuquerque, N.M.	12/30
1969-70 XU 80-76	Away	1/12

TOWSON – FIRST MEETING

VILLANOVA – VILLANOVA LEADS 28-6

2018-19 VU 71-67 (OT)	^ New York, N.Y.	3/15
XU 66-54	Cintas Center	2/24
VU 85-75	Away	1/18
2017-18 VU 95-79	Cintas Center	2/17
VU 89-65	Away	1/10
2016-17 VU 73-57	Cintas Center	2/11
VU 79-54	Away	1/10

2015-16 XU 90-83	Cintas Center	2/24
VU 95-64	Away	12/31
2014-15 VU 69-52	^ New York, N.Y.	3/14
VU 78-66	Cintas Center	2/28
VU 88-75	Away	1/14
2013-14 VU 77-70	Cintas Center	3/6
VU 81-58	Away	2/3
2006-07 XU 71-66	St. Thomas, V.I.	11/19
1993-94 VU 76-74	# Away	3/23
1973-74 VU 79-74	Schmidt Fieldhouse	3/4
1972-73 VU 92-77	Away	3/5
1971-72 VU 68-60	Schmidt Fieldhouse	1/15
1970-71 VU 84-62	Away	12/14
1969-70 VU 96-79	Schmidt Fieldhouse	2/15
1968-69 VU 79-75	Away	2/24
1967-68 VU 63-62	Schmidt Fieldhouse	1/13
1966-67 VU 75-59	Away	1/18
1965-66 VU 90-82	Schmidt Fieldhouse	1/12
1964-65 VU 93-89	Away	12/5
1963-64 VU 90-88	Schmidt Fieldhouse	1/18

1962-63 VU 73-59	Away	2/23
1961-62 XU 87-66	Schmidt Fieldhouse	1/13
1955-56 XU 71-70	Away	
1954-55 VU 96-73	Away	
1953-54 XU 81-73	Away	12/16
1952-53 VU 94-86	Away	1/10
1951-52 VU 93-74	Away	2/20

WAKE FOREST – XAVIER LEADS 5-2

2016-17 XU 69-65	Cintas Center	12/17
2015-16 XU 78-70	Away	12/22
2013-14 XU 68-53	Cintas Center	12/28
2012-13 WF 66-59	Away	1/2
2010-11 XU 83-75	Cintas Center	12/18
2009-10 WF 96-92	Away	1/3
1998-99 XU 87-76	Cincinnati Gardens	3/15

WESTERN CAROLINA – XAVIER LEADS 1-0

2006-07 XU 95-61	Cintas Center	12/2
------------------	---------------	------



ALL-TIME VS. ALL OPPONENTS

Team	W-L	First Met	Last Met	Eastern Washington	1-0	2016-17	2016-17	Miami (Ohio)	55-47	1920-21	2018-19	Seattle	2-4	1958-59	1976-77
Abilene Christian	1-0	2013-14	2013-14	Elon	1-0	2003-04	2003-04	Michigan	1-3	1973-74	2015-16	Seton Hall	9-11	1947-48	2018-19
Abilene Christian	1-0	2013-14	2013-14	Evansville	27-14	1946-47	2018-19	Michigan State	1-3	1930-31	1932-33	Siena	3-1	1952-53	2002-03
Air Force	8-6	1988-89	1988-89	Fairfield	0-2	1965-66	1967-68	Middle Tennessee	1-1	1981-82	1982-83	South Carolina	1-0	1941-42	1941-42
Akron	4-1	1923-24	1997-98	Fairleigh Dickinson	1-0	2012-13	2012-13	Minnesota	1-3	1952-53	2009-10	South Florida	1-3	1984-85	1992-93
Alabama	5-3	1935-36	2015-16	Florida A&M	3-0	1996-97	2005-06	Mississippi State	1-4	1962-63	2004-05	Southeast Missouri State	2-0	1946-47	2007-08
Alabama	1-0	2010-11	2010-11	Florida	2-1	1959-60	2010-11	Missouri	5-3	1986-87	2018-19	Southeast Louisiana	1-0	1985-86	1985-86
Alabama Birmingham	1-0	1989-90	1989-90	Florida Gulf Coast	1-0	2014-15	2014-15	Montana State	0-1	1958-59	1958-59	Southern	1-0	2005-06	2005-06
Alcorn State	0-1	1982-83	1982-83	Florida International	2-0	1987-88	1987-88	Morehead State	7-3	1941-42	2017-18	Southern Illinois	1-1	1972-73	2011-12
American	1-1	1986-87	2006-07	Florida State	2-1	1957-58	2017-18	Morgan State	3-0	1995-96	2011-12	Southern Methodist	0-1	1956-57	1956-57
Anderson (Ind.)	1-1	1946-47	1977-78	Fordham	23-3	1957-58	2012-13	Morris Harvey	3-0	1946-47	1949-50	Southern Mississippi	2-0	1953-54	1954-55
Aquinas (Mich.)	2-1	1965-66	1973-74	Franklin	3-0	1947-48	1951-52	Mount Saint Mary's	1-0	1990-91	1990-91	Southern Utah State	0-1	1989-90	1989-90
Arizona	1-1	2014-15	2016-17	Furman	0-1	1973-74	1973-74	Murray State	4-0	1953-54	2014-15	Southwestern (Tenn.)	2-0	1977-78	1978-79
Arizona State	1-3	1984-85	2017-18	Gannon	2-0	1950-51	1962-63	Muskingum	2-1	1923-24	1928-29	Spring Hill (Ala.)	4-0	1954-55	1956-57
Arkansas-Little Rock	1-0	1989-90	1989-90	Gardner-Webb	1-0	2013-14	2013-14	Navy	1-0	1975-76	1975-76	Stanford	0-1	2002-03	2002-03
Ashland (Ky.)	0-1	1976-77	1976-77	George Washington	28-9	1984-85	2017-18	Nebraska	2-0	1983-84	1990-91	Stephen F. Austin	1-0	2014-15	2014-15
Auburn	5-5	1962-63	2018-19	Georgetown	14-5	1953-54	2018-19	New Britain State	1-0	1947-48	1947-48	Stetson	1-0	1985-86	1985-86
Baldwin-Wallace	2-2	1946-47	1953-54	Georgetown (Ky.)	13-0	1928-29	1956-57	New Hampshire	3-0	1990-91	1993-94	Steubenville	1-0	1955-56	1955-56
Ball State	5-3	1939-40	2003-04	Georgia	3-1	1983-84	2011-12	New Mexico	1-0	1959-60	1959-60	Tampa	2-0	1951-52	1966-67
Baylor	1-3	2009-10	2017-18	Georgia State	3-0	1981-82	2014-15	New Mexico State	1-0	1958-59	1958-59	Temple	11-13	1956-57	2012-13
Bellarmine (Ky.)	8-0	1956-57	1970-71	Georgia Tech	2-0	1934-35	1955-56	New Orleans	1-0	1992-93	1992-93	Tennessee	5-12	1935-36	2013-14
Beloit (Wis.)	1-0	1951-52	1951-52	Gonzaga	1-4	1960-61	2016-17	New York Univ.	1-0	1969-70	1969-70	Texas	2-3	1981-82	2018-19
Belmont	1-0	2007-08	2007-08	Green Bay	1-0	1994-95	1994-95	Niagara	8-2	1955-56	1988-89	Texas A&M	1-0	1965-66	1965-66
Berea (Ky.)	1-0	1974-75	1974-75	Hamline	0-1	1947-48	1947-48	North Carolina	1-0	1950-51	1950-51	Texas Christian	1-1	1969-70	1980-81
Bethune-Cookman	2-0	1988-89	1990-91	Hampton	1-0	2017-18	2017-18	North Carolina State	0-1	2013-14	2013-14	Texas Southern	1-0	2017-18	2017-18
Boston University	0-1	1980-81	1980-81	Hanover (Ind.)	7-2	1948-49	1986-87	North Carolina-Asheville	1-0	1993-94	1993-94	Thomas More	12-2	1968-69	1982-83
Bowling Green	6-6	1945-46	2013-14	Hartford	2-0	1993-94	1994-95	North Dakota State	1-0	2016-17	2016-17	Toledo	14-11	1928-29	2018-19
Bradley	1-3	1937-38	1957-58	Hawai'i	1-1	2001-02	2011-12	Northern Illinois	4-1	1967-68	1994-95	Transylvania	11-0	1925-26	1976-77
Brigham Young	1-2	1964-65	2006-07	Heidelberg	2-1	1924-25	1925-26	Northern Iowa	3-0	2016-17	2017-18	Troy	2-0	2002-03	2005-06
Brown	2-1	1971-72	1993-94	Hiram	1-0	1921-22	1921-22	Northern Arizona	1-0	2014-15	2014-15	Tulane	1-1	1970-71	1996-97
Bucknell	0-1	2006-07	2006-07	Hofstra	1-0	1996-97	1996-97	Northern Kentucky	4-2	1974-75	2015-16	Tulsa	2-2	1950-51	1986-87
Buffalo	1-0	2016-17	2016-17	Holy Cross	0-3	1949-50	1981-82	Northwestern	1-0	1993-94	1993-94	UCLA	0-1	1996-97	1996-97
Butler	41-21	1936-37	2018-19	Houston	0-2	1972-73	1977-78	Northwestern La. State	1-0	1947-48	1947-48	UMBC	2-0	1993-94	1994-95
CCNY	0-2	1939-40	1940-41	Huntington (Ind.)	3-0	1985-86	1992-93	Notre Dame	4-15	1933-34	2011-12	Union (Ky.)	15-0	1952-53	1982-83
Cal State Northridge	1-0	1994-95	1994-95	Idaho State	1-0	1967-68	1967-68	Oakland	4-0	2003-04	2003-04	USC	2-1	1978-79	2015-16
Campbellsville (Ky.)	1-0	1976-77	1976-77	Illinois	2-2	1961-62	2018-19	Ohio	15-20	1920-21	2018-19	Utah	1-0	2016-17	2016-17
Canisius	14-7	1954-55	1999-00	Illinois-Chicago	1-0	1994-95	1994-95	Ohio Northern	1-1	1924-25	1925-26	Utah State	0-2	1966-67	1967-68
Capital	0-2	1923-24	1924-25	Indiana	1-8	1931-32	2007-08	Ohio Dominican	1-0	1986-87	1986-87	UTEP	0-1	2014-15	2014-15
Carnegie Tech	1-0	1931-32	1931-32	IPFW	4-0	2004-05	2011-12	Ohio State	1-3	1932-33	2006-07	Valparaiso	5-1	1977-78	1989-90
Catholic	2-0	1963-64	1964-65	IUPUI	6-0	1973-74	2018-19	Ohio Wesleyan	14-5	1928-29	1980-81	Vanderbilt	5-1	1935-36	2012-13
Cedarville (Ohio)	8-0	1927-28	1948-49	Indianapolis	1-0	1936-37	1936-37	Oklahoma	0-2	1969-70	2001-02	Villa Madonna	6-0	1957-58	1967-68
Centenary (La.)	3-0	1934-35	1956-57	Indiana State	2-2	1946-47	1949-50	Oklahoma City	6-10	1958-59	1984-85	Villanova	6-28	1951-52	2018-19
Central Florida	1-0	1984-85	1984-85	Iona	4-1	1953-54	1960-61	Old Dominion	2-4	1968-69	2010-11	Virginia	2-1	1971-72	2008-09
Central Michigan	2-0	1997-98	1999-00	Iowa	1-2	1937-38	2013-14	Ole Miss	1-0	2014-15	2014-15	Virginia Commonwealth	1-3	1993-94	2012-13
Central State	3-1	1963-64	1983-84	Iowa State	1-1	2003-04	2004-05	Oral Roberts	10-8	1979-80	2011-12	Virginia Military Institute	0-1	1972-73	1972-73
Centre (Ky.)	16-1	1925-26	1977-78	Jacksonville	1-0	1962-63	1962-63	Oregon	2-1	1941-42	1998-99	Virginia Tech	9-4	1993-94	2008-09
Charlotte	11-3	1970-71	2012-13	John Carroll	10-0	1948-49	1986-87	Oregonbein	2-1	1923-24	1978-79	Wabash	1-1	1941-42	1955-56
Chase	1-0	1951-52	1951-52	Kansas	0-6	1966-67	1999-00	Pacific	0-1	2012-13	2012-13	Wake Forest	5-2	1998-99	2016-17
Chattanooga	3-0	1933-34	1966-67	Kansas State	4-4	1961-62	2009-10	Pittsburgh	3-4	1935-36	2009-10	Walsh	1-0	1974-75	1974-75
Chicago State	1-0	1998-99	1998-99	Kent State	14-4	1946-47	2017-18	Portland	2-0	1959-60	1961-62	Washington	1-1	1997-98	1999-00
Cincinnati	35-51	1927-28	2018-19	Kentucky	2-37	1934-35	1968-69	Portland State	1-0	2008-09	2008-09	Washington & Jefferson	0-1	1935-36	1935-36
Citadel	2-1	1959-60	1970-71	Kentucky Wesleyan	9-0	1929-30	1940-41	Prairie View A&M	1-0	1988-89	1988-89	Washington & Lee	2-1	1931-32	1941-42
Clemson	1-1	1998-99	2016-17	Kenyon	7-0	1923-24	1983-84	Princeton	3-1	1989-90	2000-01	Wayne State	1-0	1985-86	1985-86
Cleveland State	5-8	1970-71	1994-95	La Salle	32-7	1957-58	2012-13	Providence	9-7	1961-62	2018-19	Weber State	1-0	2015-16	2015-16
Coastal Carolina	3-0	1986-87	2006-07	Lawrence Tech	2-2	1947-48	1952-53	Purdue	6-9	1935-36	2012-13	West Florida	1-0	1968-69	1968-69
Colgate	2-0	1986-87	1991-92	Lehigh	3-0	2004-05	2016-17	Regis	2-0	1957-58	1959-60	West Virginia	1-1	1979-80	2007-08
Colorado	2-1	1998-99	2017-18	Long Beach State	1-2	2011-12	2014-15	Rhode Island	19-3	1995-96	2012-13	Western Carolina	1-0	2006-07	2006-07
Colorado State	0-1	1960-61	1960-61	Long Island	4-0	1948-49	2001-02	Rice	2-0	1977-78	1992-93	Western Kentucky	13-13	1939-40	2015-16
Columbia	1-0	1979-80	1979-80	Louisiana at Monroe	2-0	1997-98	2000-01	Rider	1-0	2017-18	2017-18	Western Michigan	5-1	1938-39	2010-11
Connecticut	0-1	1990-91	1990-91	Louisiana Lafayette	1-0	2003-04	2003-04	Richmond	13-5	2001-02	2012-13	Western Ontario	1-0	1948-49	1948-49
Coppin State	3-0	2003-04	2007-08	Louisiana State	3-1	1964-65	2009-10	Robert Morris	4-0	1988-89	2012-13	Western Reserve	0-1	1929-30	1929-30
Cornell	1-0	1956-57	1956-57	Louisville	17-25	1925-26	2003-04	Rutgers	0-1	1986-87	1986-87	Wheeling	6-1	1972-73	1978-79
Creighton	17-13	1937-38	2018-19	Loyola Univ. Chicago	38-25	1926-27	1994-95	Sacred Heart	1-0	2009-10	2009-10	Wichita State	1-3	1956-57	1992-93
Dayton	76-85	1919-20	2015-16	Loyola (La.)	7-2	1953-54	1967-68	Saint Bonaventure	25-16	1955-56	2012-13	William & Mary	2-0	1940-41	1948-49
Delaware	1-1	1973-74	1992-93	Loyola (Md.)	6-2	1948-49	1994-95	Saint Francis (Pa.)	5-4	1955-56	1995-96	Wilmington	4-1	1925-26	1945-46
Delaware State	4-0	1983-84	2007-08	Loyola Marymount	8-1	1960-61	1998-99	Saint John's	11-3	1981-82	2018-19	Winthrop	2-0	1990-91	1991-92
Denison (

XAVIER SUCCESS AT HOME



PREPARING FOR THE 20TH SEASON AT CINTAS CENTER

The Xavier men's basketball team has compiled a 258-41 (.863) record for its first 19 seasons in its on-campus home, the 10,224-seat Cintas Center. Xavier's winning percentage ranks as the seventh-best home court advantage in the nation based on all-time winning percentage. There is more on Cintas Center and the top home courts on page 22.

Xavier broke the Cintas Center school record for wins with a 17-1 record in the 2017-18 season. Xavier had a 41 game non-conference home winning streak snapped by Wisconsin last season. It was XU's first non-conference home loss since the 2012-13 season.

Xavier has broken school attendance records in three of the last four seasons. XU has sold out 54 games during the last four seasons.

Xavier has averaged 10,071 fans for its first 299 games played at the 10,224-seat Cintas Center since it opened for the 2000-01 season, including a Cintas Center record standing room only crowd of 10,817 for the Cincinnati game in the 2017-18 season. Xavier has averaged over 98 percent capacity of Cintas Center since the building opened.

BIG EAST games are a big draw at Cintas Center. In fact, 19 of the top 25 all-time single-game attendance totals in Cintas Center history were BIG EAST games. All nine BIG EAST rivals are represented on this top 25 list: Butler (3), Creighton (3), DePaul (1), Georgetown (1), Marquette (3), Providence (2), Seton Hall (1), St. John's (1) and Villanova (4).



XU AT CINTAS CENTER SINCE IT OPENED IN 2000-01:

Season	Record	Pct.	Games	Attend.	Avg.	Sellouts
2018-19	13-5	.722	18	180,611	10,034	13
2017-18	17-1	.944	18	188,554	10,475	18
2016-17	12-4	.720	16	164,520	10,282	12
2015-16	15-1	.938	16	164,501	10,281	11
2014-15	13-3	.813	16	159,974	9,998	9
2013-14	15-2	.882	17	168,127	9,890	7
2012-13	11-4	.733	15	146,710	9,781	1
2011-12	13-3	.813	16	162,474	10,155	10
2010-11	14-1	.933	15	151,475	10,098	9
2009-10	15-0	1.000	15	151,843	10,123	7
2008-09	14-1	.933	15	151,456	10,097	11
2007-08	16-1	.941	17	170,133	10,008	9
2006-07	14-1	.933	15	148,650	9,910	5
2005-06	11-4	.733	15	146,615	9,775	4
2004-05	12-4	.750	16	160,429	10,027	7
2003-04	13-3	.813	16	158,432	9,902	8
2002-03	14-1	.933	15	152,714	10,181	14
2001-02	13-1	.929	14	143,129	10,224	13
2000-01	13-1	.929	14	141,011	10,072	12
TOTALS	258-41	.863	299	3,011,358	10,071	180

Most wins in a season: 17 in 2017-18

Most consecutive wins: 30 (last nine of 2008-09; all 15 of 2009-10; first six of 2010-11)

Most consecutive wins in one season: 16 (2017-18)

Most losses in a season: 5 in 2018-19

Most consecutive losses: 3 in 2004-05, 2016-17 and 2018-19

Most sell-outs in a season: 18 in 2017-18

Highest attendance: 188,554 in 2017-18 (18 games)

Highest attendance average: 10,475 in 2017-18 (18 games)

Highest single-game attendance: 10,817 vs. Cincinnati (Dec. 2, 2017)

VS. OPPONENTS AT CINTAS CENTER

Opponent	Record	Last Game	Opponent	Record	Last Game
Abilene Christian	1-0	2013-14	Gardner-Webb	1-0	2013-14
Alabama	2-0	2014-15	George Washington	9-1	2012-13
Albany	1-0	2010-11	Georgetown	5-1	2018-19
American	1-0	2006-07	Georgia	1-0	2011-12
Arizona State	1-0	2006-07	Gonzaga	0-1	2011-12
Auburn	2-0	2015-16	Hampton	1-0	2017-18
Ball State	1-0	2002-03	Iowa State	1-0	2004-05
Baylor	1-0	2017-18	IPFW	4-0	2011-12
Belmont	1-0	2007-08	IUPUI	2-0	2018-19
Bucknell	0-1	2006-07	Kent State	4-0	2017-18
Buffalo	1-0	2016-17	La Salle	9-1	2012-13
Butler	7-2	2018-19	Lehigh	2-0	2016-17
Bowling Green	2-0	2013-14	Long Beach State	1-0	2014-15
Charlotte	5-0	2011-12	Long Island	1-0	2001-02
Cincinnati	7-1	2017-18	Louisiana-Lafayette	1-0	2003-04
Coastal Carolina	2-0	2006-07	Louisiana-Monroe	1-0	2000-01
Colorado	1-0	2017-18	Louisiana State	1-0	2009-10
Coppin State	3-0	2007-08	Marquette	5-2	2018-19
Creighton	6-3	2018-19	Marshall	2-0	2017-18
Dayton	13-0	2012-13	Massachusetts	5-2	2012-13
Delaware State	1-0	2007-08	Mercer	1-0	2003-04
DePaul	5-1	2018-19	Memphis	1-0	2012-13
Detroit Mercy	2-0	2018-19	Miami (Ohio)	9-1	2018-19
Duquesne	7-1	2011-12	Mizzou	1-0	2015-16
Eastern Illinois	1-0	2005-06	Mississippi State	0-1	2004-05
East Tennessee State	1-0	2017-18	Morehead State	3-0	2017-18
Eastern Kentucky	4-0	2018-19	Morgan State	1-0	2011-12
Eastern Washington	1-0	2016-17	Murray State	1-0	2014-15
Elon	1-0	2003-04	North Dakota State	1-0	2016-17
Evansville	2-0	2018-19	Northern Arizona	1-0	2014-15
Fairleigh Dickinson	1-0	2012-13	Northern Iowa	1-0	2016-17
Florida	0-1	2010-11	Northern Kentucky	1-0	2015-16
Florida A&M	2-0	2005-06	Oakland	4-0	2018-19
Florida Gulf Coast	1-0	2014-15	Ohio	2-0	2018-19
Fordham	8-0	2012-13	Oral Roberts	0-1	2011-12
			Providence	5-1	2018-19
			TOTALS		258-41

CINTAS CENTER XU INDIVIDUAL RECORDS

Points:47 by David West vs. Dayton (2-8-03)
 Rebounds:21 by Naji Marshall vs. Toledo (March 20, 2019)
 by David West vs. George Washington (2-3-01)
 Assists:15 by Tu Holloway vs. La Salle (2-22-11),
 by Dee Davis vs. Fairleigh Dickinson (11-9-12) and
 by Dee Davis vs. Providence (2-7-15)
 Turnovers:10 by Semaj Christon vs. VCU (2-23-13)
 Steals:7 by Quentin Goodin vs. Eastern Kentucky (12-15-18)
 Blocks:8 by David West vs. Coastal Carolina (11-17-01)
 Total Field Goals:15 by David West vs. Dayton (2-8-03)
 Total FG Percent (Min. 3 FGM):1.000 (7-7) by Keith Jackson vs. Creighton (12-31-02),
 by Dezmine Wells vs. Duquesne (1-11-12) and
 by Matt Stainbrook vs. DePaul (1-24-15)
 3-Point Field Goals:9 by Romain Sato vs. Rhode Island (2-15-03)
 3-Point FG Percent (Min. 3 FGM):1.000 (5-5) by Lionel Chalmers vs. San Francisco (12-5-00)
 FT Percent (Min. 3 FTM):1.000 (14-14) by Tu Holloway vs. Saint Louis (1-25-12)

CINTAS CENTER XU TEAM RECORDS

Points:117 vs. Fairleigh Dickinson (11-9-12)
 Rebounds:56 vs. Murray State (11-24-14), vs. Fordham (1-31-10),
 vs. Cincinnati (1-19-06) and vs. Oakland (11-17-03)
 Assists:36 vs. Long Island (12-8-01)
 Turnovers:27 vs. Eastern Kentucky (12-15-18)
 Steals:14 vs. IUPUI (12-9-14) and vs. Eastern Kentucky (11-22-01)
 Blocks:12 vs. Dayton (3-5-09), vs. Butler (12-23-08), vs. Ohio (12-10-08)
 and vs. Coastal Carolina (11-17-01)
 Total Field Goals:43 vs. Fairleigh Dickinson (11-9-12)
 Total FG Percent (Min. 3 FGM):714 (35-49) vs. Eastern Kentucky (12-15-18)
 3-Point Field Goals:16 vs. Virginia (1-3-08) and Charlotte (2-3-07)
 3-PT. FG Percent (Min. 3 FGM):800 (8-10) vs. DePaul (2-19-14) and vs. George Washington (1-12-13)
 FT Percent (Min. 3 FTM):1.000 (6-6) vs. Providence (1-23-19)

CINTAS CENTER FACTS

First XU victory: Xavier 68, Miami 54 (Nov. 18, 2000)
Last XU victory: Xavier 78, Toledo 64 in NIT First Round (March 20, 2019)
First XU loss: Massachusetts 75, Xavier 64 (Jan. 9, 2001)
Last XU loss: DePaul 74, Xavier 62 (Feb. 9, 2019)
First Overtime Game: Xavier 71, George Washington 63 (Feb. 3, 2001)
Last Overtime Game: Xavier 64, Creighton 61 in OT (Feb. 13, 2019)
First ranked Xavier team to play in Cintas Center:
 Xavier (#24 AP) 78, Temple 71 (Feb. 10, 2001)
Last ranked Xavier team to play in Cintas Center:
 Xavier (#3 AP & #3 USA Today) 84, Providence 74 (Feb. 28, 2018)
***First ranked visiting team to play in Cintas Center was Creighton:** Xavier (#19 AP & ESPN/USA Today) 75, Creighton (#15 AP & ESPN/USA Today) 73 (Dec. 31, 2002)
 *The first game at Cintas Center between two ranked teams.
Last ranked visiting team to play in Cintas Center:
 Xavier 66, Villanova (#17 AP & #16 USA Today) 54 (Feb. 24, 2019)

CINTAS CENTER VISITING PLAYER RECORDS


Points:37 by Tyrone Kent of Toledo (11-17-08)
 Rebounds:16 by Chris Johnson of Dayton (1-16-10)
 Assists:12 by Jameer Nelson of Saint Joseph's (1-20-01) and
 by Kahron Ross of Lehigh (11-11-16)
 Turnovers:9 by Chris Gaston of Fordham (1-31-10)
 Steals:7 by Tasheed Carr of Saint Joseph's (2-10-08)
 Blocks:8 by Eric Hicks of Cincinnati (2-3-04) and
 by Ty Walker of Wake Forest (12-18-10)
 Total Field Goals:15 by Ethan Happ of Wisconsin (11-13-18)
 Total FG Percent (Min. 3 FGM):1.000 (12-12) by Delonte West of Saint Joseph's (1-17-04)
 3-Point Field Goals:8 by Kyle Korver of Creighton (12-31-02)
 3-Point FG Percent (Min. 3 FGM):1.000 (5-5) by D'Mitritz Trice of Wisconsin (11-13-18)
 FT Percent (Min. 5 FTM):1.000 (11-11) by Frank Gaines of IPFW (11-15-11)

CINTAS CENTER VISITING TEAM RECORDS

Points:95 by Villanova (2-17-18) and Marquette (3-1-17)
 Rebounds:54 by Eastern Kentucky (11-22-00)
 Assists:25 by Wofford (11-27-10) and Villanova (2-17-18)
 Turnovers:37 by Eastern Kentucky (11-22-00)
 Steals:15 by Eastern Kentucky (12-15-18) and Tennessee (12-22-07)
 Blocks:13 by Duquesne (2-21-08)
 Total Field Goals:38 by Villanova (2-17-18)
 Total FG Percent (Min. 3 FGM):611 (33-54) by Marquette (3-1-17)
 3-Point Field Goals:17 by Evansville (11-10-18)
 3-PT. FG Percent (Min. 3 FGM):625 (5-8) by Saint Louis (2-7-07)
 FT Percent (Min. 3 FTM):1.000 (10-10) by Morehead State (12-30-03)

HOME BREAKDOWN BY DAYS OF THE WEEK

	Record	No. of Games (2019-20)
Sunday	15-4	1
Monday	14-2	0
Tuesday	36-7	3
Wednesday	58-6	5
Thursday	19-3	0
Friday	19-2	2
Saturday	97-17	6
Totals	258-41	17



THE FINAL FAREWELL

The Xavier Musketeers played their final season at Cincinnati Gardens in 1999-2000. The Gardens was “Home Sweet Home” for the Xavier Musketeers when they made the historic arena their home beginning in the 1983-84 season.

The Xavier men’s team played all of its regular season games off campus at the Cincinnati Gardens for 17 years, beginning with the 1983-84 season and ending with an NIT game against Marquette in the 1999-2000 season. The only exception was a game against Florida International that was played at Schmidt Fieldhouse on January 9, 1988.

Xavier compiled an impressive 215-25 (.896) record after moving to the Gardens in the 1983-84 season, including 14-1 in its final season. In fact, Xavier was 55-3 at the Gardens over its last four seasons.

There have been many memorable moments at the Gardens. Xavier kicked off its initial season as a regular tenant, 1983-84, with a perfect 12-0 mark that included a thrilling 60-57 overtime win over Ohio State in the first round of the National Invitation Tournament. A few days later Xavier knocked off Nebraska, 58-57, to advance to the quarterfinals of the NIT. In the 1999 season Xavier relived some of that NIT magic with an impressive 87-76 win over Wake Forest in a second round NIT game and a 65-58 come-from-behind thriller over Princeton in the NIT quarterfinals.

The regular season has seen its share of moments, although probably none more exciting than the wild 115-113 track meet win over Loyola Marymount in the 1989-90 Sweet 16 season. LMU had the run-and-gun offense that featured Bo Kimble and the late Hank Gathers.

Xavier and Cincinnati, which also used to call the Gardens its home, have waged some classic battles at the Gardens. Steve Thomas pumped in 45 points in a 1964 game. Xavier won two classic overtime battles with UC in the Nineties, 90-88 in 1990 and 82-76 in 1994. In the 1999-2000 season XU took down then-undefeated and top-ranked UC 66-64.

XU’s young Musketeers took then-undefeated and number one-ranked UMass to the wall in 1996 before losing in overtime, 78-74. Xavier and Louisville went to a school-record three overtimes in 1958 before the eventual NIT Champion Musketeers prevailed, 82-80.

THE OPENING OF THE GARDENS

Cincinnati Gardens, which is similar in design to the Maple Leaf Gardens in Toronto, Canada, was originally built in an attempt to house a hockey team for the Queen City. It was opened for the first time on Tuesday, February 22, 1949. Appropriately, the first event was a hockey game, an exhibition match between teams from Montreal and Dallas.

One night later, February 23, the Gardens hosted its first basketball game. Cincinnati defeated Butler, 49-44. The following night Xavier made its Gardens’ debut against powerful Kentucky. UK prevailed 51-40.

The busy opening week continued for the Gardens on Monday, February 28. Cincinnati native Ezzard Charles beat Joey Maxim in a 15-round decision, the first boxing event held in the historic arena. Charles defended his heavyweight title in the Gardens in 1950 and another Cincinnati native boxer, Wallace “Bud” Smith, defended his lightweight crown in the Gardens in 1955.

Since its opening, Cincinnati Gardens has hosted numerous high school, college and professional sporting events. Ice hockey kept the building busy from 1949 until the mid-1970’s with teams such as the Mohawks, Wings and Swords. In pro basketball, both the Royals (now Sacramento Kings) of the National Basketball Association and the Slammers of the Continental Basketball Association used the Gardens as “home” during their time in the Queen City.

The Gardens history includes more than just sporting events, though. The entertainment events ranged from Lawrence Welk to Gene Autry to the Beatles to Bon Jovi to Tom Petty. In 2004, the Gardens hosted a political rally for former President George W. Bush. The Gardens has also been home to a number of minor league hockey franchises.

THE REBIRTH OF THE GARDENS

Cincinnati Gardens is the former home of the Cincinnati Royals of the NBA. When the Royals left the Gardens in 1972, most Cincinnatians felt the arena’s days were numbered. Along came Jerry Robinson, who originally purchased the Gardens in 1979 for use as a warehouse. Robinson decided to reopen the arena in 1981.

Cincinnati Gardens was demolished this past year but left behind a long legacy filled with great memories.

SCHMIDT FIELDHOUSE: XU’S FIRST ON CAMPUS HOME

The Xavier Musketeers no longer play their regular season games at Schmidt Fieldhouse, having moved to Cincinnati Gardens in the 1983-84 season, and to Cintas Center in the 2000-01 season. XU’s success at the Fieldhouse, though, cannot be forgotten. Since World War II, the XU men’s basketball team compiled an impressive 326-129 (.716) record at the Fieldhouse. Until opening Cintas Center, the men’s basketball team had only played one regular season game on campus since early in the 1983-84 season. XU scored a school-record point total in a 125-84 thrashing of Florida International on Saturday, January 9, 1988. Xavier has used the Fenwick Club, Schmidt Fieldhouse, Riverfront Coliseum (now U.S. Bank Arena) and Cincinnati Gardens as home courts over the years.

XAVIER IN THE CINцинATI GARDENS BY YEAR

1948-49	1-2
1949-50	2-3
1950-51	1-3
1951-52	1-3
1952-53	3-0
1953-54	0-4
1954-55	1-2
1955-56	0-2
1956-57	1-1
1957-58	1-2
1958-59	3-3
1959-60	1-2
1960-61	1-2
1961-62	2-1
1962-63	0-3
1963-64	0-1
1964-65	0-1
1965-66	0-1
1966-67	0-1
1967-68	1-0
1968-69	0-1
1969-70	0-1
1970-71	1-0
1971-72	0-1
1972-73	0-3
1973-74	0-1
1974-75	0-1
1975-76	0-1
1977-78	0-1
1978-79	1-2
1983-84	12-0
1984-85	10-3
1985-86	13-1
1986-87	14-1
1987-88	14-0
1988-89	14-2
1989-90	13-1
1990-91	12-3
1991-92	8-4
1992-93	13-0
1993-94	14-2
1994-95	14-0
1995-96	9-5
1996-97	13-1
1997-98	13-1
1998-99	15-0
1999-00	14-1
TOTALS	236-74 (.761)





Jordan Crawford scored 29.0 ppg. for Xavier's three 2010 NCAA Tournament games, while earning a spot on the five-member All-West Region Team. Crawford scored a career-high 32 points in the unforgettable double overtime loss to Kansas State in the Regional Semifinals.

XAVIER ALL-TIME NCAA RECORD:

28-28 IN 28 APPEARANCES

ELITE 8 APPEARANCES (3):

2017, 2008 & 2004

SWEET 16 APPEARANCES (8):

2017, 2015, 2012, 2010, 2009, 2008, 2004, 1990

**POSTSEASON
TOURNAMENT TRADITION**

Xavier has made 32 postseason appearances in the last 37 years (1983-2019). That span includes 27 NCAA Tournament appearances, including 12 of the last 14 and 16 of the last 19 NCAA Tournaments. XU only made the NCAA Tournament field one time (1961) before the 1982-83 season.

XAVIER ... AN NCAA TRADITION

Xavier has made 12 of the last 14 NCAA Tournaments. Only nine schools have been to at least 12 NCAA Tournaments in the last 14 years: Duke, Kansas, Gonzaga and Michigan State are at 14, while North Carolina, Wisconsin and Villanova are at 13 and Xavier and Kentucky are at 12.

Xavier made its 28th all-time appearance in the NCAA Tournament in 2018, which includes 18 at-large berths (2018, 2017, 2016, 2015, 2014, 2012, 2011, 2010, 2009, 2008, 2007, 2003, 2001, 1997, 1995, 1993, 1990 and 1961), six automatic berths through the MCC (1991, 1989, 1988, 1987, 1986 and 1983) and four automatic berths in the Atlantic 10 (2006, 2004, 2002 and 1998).

Xavier, 28-28 all-time in the NCAA Tournament, was 1-6 in NCAA play prior to 1990 but is 27-22 from 1990-present. XU lost to the eventual National Champions in the first round in 1988 (Kansas) and 1989 (Michigan).

Xavier made its first NCAA Tournament appearance in 1961 but didn't return until head coach **Bob Staak** led XU to an MCC Championship and NCAA Tournament berth in 1983. XU fell to Alcorn State 81-75 in the 1983 NCAA Tournament Opening Round (3-15-83), which was played at the University of Dayton Arena (current site of the NCAA Tournament First Four).

The first NCAA Tournament win was memorable. Xavier, under the direction of then second-year head coach **Pete Gillen**, won XU's first-ever NCAA Tournament victory over highly-favored Missouri in the 1987 NCAA First Round at the Indianapolis Hoosier Dome behind 29 points from **Byron Larkin**.

XAVIER'S HIGHEST SEEDS ... NO. 1 SEED IN 2018

Xavier was a No. 1 seed for the first time in school history in the 2018 NCAA Tournament.

Xavier's No. 2 seed in the 2016 NCAA Tournament was the previous highest seed in program history. Xavier was a No. 3 seed in the 2003 and 2008 NCAA Tournaments. Xavier won one game and reached the second round in 2003 and 2016 and made it to the Elite Eight in 2008.

ELITE AGAIN

Xavier made its third NCAA Tournament Elite Eight in 2017. XU also made it in 2004 and 2008. Xavier is one of 24 schools that have been to two or more Elite Eights in the last 12 tournaments (2008-19) and one of 18 schools on the list that have been to three or more in the last 16 (2004-19).

The Musketeers made the 2017 NCAA Tournament Elite Eight by defeating No. 6 seed and Big Ten runner-up Maryland, No. 3 seed and ACC runner-up Florida State and No. 2 seed and Pac-12 Champion Arizona to reach the West Regional Final.



Jamal Walker, seen here going up and under Georgetown's Alonzo Mourning in the 1990 NCAA Second Round, helped XU take down the Hoyas and earn XU's first-ever Sweet 16 berth in 1990.

SWEET HISTORY CONTINUES

Xavier has reached at least the NCAA Tournament Sweet 16 six times in the last 12 tournaments (since 2008), including 2017, 2015, 2012, 2010, 2009 and 2008. XU advanced to the Elite Eight in 2008 and 2017. Only 10 teams have made at least six Sweet 16s in the last 12 tournaments (2008-18): Kansas (8), North Carolina (8), Michigan State (8), Duke (8), Kentucky (8), Wisconsin (7), Xavier (6), Arizona (6), Syracuse (6) and Gonzaga (6).

Xavier has made it to at least the Sweet 16 eight times: 1990, 2004, 2008, 2009, 2010, 2012, 2015 and 2017. XU advanced to the Elite Eight in 2004, 2008 and 2017.

THE FIRST SWEET 16 SEASON 30 YEARS AGO

The Musketeers had won another MCC Championship and NCAA Tournament berth in the 1989-90 season. The best was yet to come.

Xavier, which earned a 1990 NCAA Tournament seeding of sixth in the Midwest Region, returned to a familiar site for its NCAA action. XU returned to the Indiana Hoosier Dome, the same place where XU had grabbed national headlines in the 1987 NCAA Tourney. XU upset 14th-ranked Missouri, 70-69,



Josh Duncan was named to the 2008 NCAA Tournament All-West Regional Team after averaging 18.3 ppg. for XU's Elite Eight run, including a career-high 26 points against West Virginia.

in the first round of the 1987 NCAA Tourney and nearly upset Duke in the second round. Xavier's 1990 roster was loaded with six current or future 1,000 point-scorers, including **Tyrone Hill**, **Derek Strong**, **Aaron Williams**, **Jamie Gladden**, **Michael Davenport** and **Jamal Walker**. Hill, Strong and Williams went on to the NBA. XU's senior "twin towers" of Hill and Strong combined for 46 points and 25 rebounds as the Musketeers advanced to the second round with an 87-79 win over the then-Big Eight's Kansas State. The win over Kansas State put Xavier against Georgetown in the second round. XU jumped out to a 16-point halftime lead, 42-26, and held on for a thrill-

ing 74-71 win over **Alonzo Mourning**, **Dikembe Mutombo** and the rest of head coach **John Thompson's** Hoyas. Strong had 19 points and 12 rebounds and Walker had 15 points and nine assists. The win advanced Xavier to the NCAA Tournament Sweet 16 for the first time in the school's history.

MEMORABLE REGIONAL SEMI

Xavier lost in double overtime, 101-96, to Kansas State in a classic Regional Semifinal in the 2010 NCAA Tournament. Xavier's **Jordan Crawford** earned a spot on the five-member 2010 NCAA All-West Regional Team after averaging 29.0 ppg. for XU's three NCAA games, including wins over Minnesota and Pittsburgh to earn a third straight trip to at least the NCAA Sweet 16.

ELITE NCAA TOURNAMENT SUCCESS IN 2004 AND 2008

The Musketeers went on and advanced to the Elite Eight in 2004 and 2008. It became known to Xavier fans as "The Run" in 2004. Xavier swept through the Atlantic 10 Tournament for a historic four wins in four days at the University of Dayton Arena, including an 87-67 win over previously unbeaten and No. 1 Saint Joseph's in the second round. XU and SJU would both reach 2004 NCAA Regional Finals that season.

Xavier entered the 2004 NCAA Tournament as a No. 7 seed. XU trailed No. 10 seed Louisville 42-31 at halftime in Orlando, Fla., but dominated the second half on both ends of the court to record an 80-70 victory, outscoring Louisville 49-28 after intermission. XU beat No. 2 seed Mississippi State 89-74 in the second round behind 31 points from senior **Lionel Chalmers**, earning its first spot in the Sweet 16 since 1990.

This time Xavier made it past the Sweet 16 round. XU beat No. 3 seed Texas 79-71 in the Regional Semifinals in Atlanta, Ga., behind 27 points from senior **Romain Sato**. Xavier drew No. 1 seed Duke in the Regional Final. XU led 30-28 at halftime and led for most of the second half thanks in great part to a dominating effort from senior big man **Anthony Myles**, who scored 16 points and grabbed 10 rebounds in 23 minutes of action. XU led 44-41 with 12:27 left when Myles fouled out. Seniors Lionel Chalmers, Romain Sato and Anthony Myles earned spots on the five-member 2004 NCAA Atlanta Regional All-Tournament Team.

In 2008, Xavier made it back to the NCAA Tournament Elite Eight. Xavier senior **Josh Duncan** earned a spot on the five-member 2008 NCAA West Regional All-Tournament Team, leading XU to wins over Georgia (73-61), Purdue (85-78) and West Virginia (79-75 in overtime) before losing to UCLA in the West Regional Final. Duncan scored a career-high 26 points in the win over West Virginia.



Lionel Chalmers scored a career-high 31 points in a 2004 NCAA Second Round win over Mississippi State and helped XU reach its first-ever Elite Eight in 2004. He was one of three Musketeers to earn a spot on the five-member Regional All-Tournament Team.

XAVIER'S NATIONAL CHAMPIONS

Xavier won the 1958 National Invitation Tournament Championship with a 78-74 overtime victory over highly-favored Dayton at Madison Square Garden in New York City on March 22, 1958. The championship, which marked the first major basketball national championship by any Ohio college or university, came at a time when the NIT was equal to or, according to many, more prestigious than the NCAA Tournament.

Game 1: XU vs. Morehead State, NCAA Mid-east Regional First Round, Tuesday, March 14, 1961 at Ky. State Fairgrounds (Louisville, Ky.)

Xavier (66) - Ron Nicolai 2-7 1-3 5, Leo McDermott 6-19 3-6 15, Jack Thobe 9-16 1-3 19, Bill Kirvin 7-18 0-2 14, Jim Enright 5-13 0-1 10, Ed Tepe 1-2 1-1 3, **Totals: 30-75 6-16 66**

Morehead State (71) - John Gibson 2-5 1-3 5, Norm Pokley 3-7 2-5 8, Ed Noe 8-16 5-7 21, Hecky Coleman 3-13 10-12 16, Granny Williams 9-23 3-8 21, Arthur Cole 0-3 0-0 0, **Totals: 25-67 21-35 71**

Halftime - Xavier 33, Morehead State 33, Fouled Out - Nicolai, Rebounds - Xavier 50 (McDermott 12, Nicolai 9), Morehead State 57 (Noe 15, Pokley 11), Floor Errors - Xavier 9, Morehead State 9, Total Fouls - Xavier 21, Morehead State 11, Technical Fouls - None, A - 7,300

Game 2: Xavier (#12 seed) vs. Alcorn State (#12 seed), NCAA Midwest Regional Opening Round, Tuesday, March 15, 1983 at University of Dayton Arena (Dayton, Ohio)

Alcorn State (81) - Aaron Brandon 6-13 4-5 16, David Claybon 0-4 1-2 1, Tommy Collier 6-9 3-7 15, Michael Phelps 6-9 6-7 18, Eddie Archie 5-11 6-8 16, Davey Whitney 4-5 0-1 8, Maurice Browner 0-0 0-0 0, David Williams 0-1 3-4 3, David Palmer 1-3 2-2 4, Timothy Pollard 0-0 0-0 0, **Totals: 28-55 25-36 81**

Xavier (75) - Dexter Bailey 3-9 4-6 10, John Shimko 1-1 0-0 2, Eddie Johnson 3-5 1-2 7, Victor Fleming 8-10 0-0 16, Anthony Hicks 6-10 2-4 14, Jeff Jenkins 4-7 5-7 13, Steve Wolf 4-6 0-0 8, Richard Harris 1-1 0-0 2, Ralph Lee 0-1 3-4 3, **Totals: 30-50 15-23 75**

Halftime - Alcorn State 40, Xavier 32, Fouled Out - Johnson, Lee, Palmer, Rebounds - Alcorn State 27 (Collier 10, Brandon 4, Palmer 4), Xavier 33 (Johnson 11, Bailey 5), Assists - Alcorn State 14 (Brandon 4, Archie 4), Xavier 18 (Lee 6, Hicks 5), Turnovers - Alcorn State 20, Xavier 30, Total Fouls - Alcorn State 21, Xavier 26, Technical Fouls - Xavier Bench, A - 7,471

Game 3: Xavier (#12 seed) vs. Alabama (#5 seed), 1986 NCAA Southeast Regional First Round, Friday, March 14, 1986 at Charlotte Coliseum (Charlotte, N.C.)

Xavier (80) - Richie Harris 11-19 2-3 24, Walt McBride 4-8 0-0 8, Eddie Johnson 7-12 1-3 15, Ralph Lee 0-4 2-2 2, Byron Larkin 10-26 3-5 23, Joe Bowman 0-0 0-0 0, Kelly Williamson 1-1 0-0 2, Leroy Greenidge 1-4 0-0 2, Mike Ramey 1-1 0-0 2, John Kelley 0-0 0-0 0, Dexter Campbell 0-0 0-0 0, Andy Donnelly 1-2 0-0 2, **Totals: 36-77 8-13 80**

Alabama (97) - Jim Farmer 10-15 4-5 24, Buck Johnson 11-16 0-2 22, Derrick McKey 7-8 2-2 16, Mark Gottfried 3-6 0-0 6, Terry Coner 5-8 4-4 14, Gary White 0-0 0-0 0, James Jackson 1-2 1-2 3, Craig Dudley 1-1 0-0 2, Michael Ansley 5-8 0-0 10, **Totals: 43-64 11-15 97**

Halftime - Alabama 39, Xavier 33, Fouled Out - None, Rebounds - Xavier 36 (Harris 11, Johnson 9), Alabama 32 (Ansley 9, Farmer 7, Johnson 7), Assists - Xavier 15 (Lee 9, McBride 1, Larkin 1, Greenidge 1, Ramey 1, Kelley 1, Campbell 1), Alabama 19 (Coner 9, McKey 4), Turnovers - Xavier 14, Alabama 14, Total Fouls - Xavier 15, Alabama 15, Technical Fouls - None, A - 10,385

***Game 4: Xavier (#13 seed) vs. Missouri (#4 seed), 1987 NCAA Midwest Regional First Round, Thursday, March 12, 1987 at Hoosier Dome (Indianapolis, Ind.)**

***First college basketball game played in the Hoosier Dome**
Xavier (70) - Kyle Taylor 1-3 1-2 3, Dexter Campbell 3-4 7-8 13, Tyrone Hill 3-6 0-0 6, Stan Kimbrough 6-14 1-3 14, Byron Larkin 6-20 16-20 29, J.D. Barnett 2-7 1-2 5, Bob Koester 0-0 0-0 0, **Totals: 21-54 26-35 70**

Missouri (69) - Derrick Chievous 6-11 4-6 16, Mike Sandbothe 3-6 2-3 8, Gary Leonard 1-2 0-0 2, Lee Coward 2-8 2-2 6, Lynn Hardy 9-22 0-0 21, Greg Church 3-3 2-3 8, Nathan Buntin 4-7 0-0 8, Bradd Sutton 0-0 0-0 0, Devon Rolf 0-0 0-0 0, Michael Ingram 0-0 0-0 0, **Totals: 28-59 10-14 69**

Halftime - Xavier 36, Missouri 32, Fouled Out - Sandbothe, Coward, Church, Rebounds - Xavier 44 (Hill 13, Larkin 10), Missouri 29 (Chievous 9, Church 6), Assists - Xavier 10 (Larkin 4, Barnett 3), Missouri 14 (Sandbothe 5, Coward 3), Turnovers - Xavier 14, Missouri 12, 3-Point FG - Xavier 2-9 (Taylor 0-2, Kimbrough 1-4, Larkin 1-3), Missouri 3-14 (Coward 0-4, Hardy 3-10), Total Fouls - Xavier 16, Missouri 24, Technical Fouls - None, A - 25,562

Game 5: Xavier (#13 seed) vs. Duke (#5 seed), 1987 NCAA Midwest Regional Second Round, Saturday, March 14, 1987 at Hoosier Dome (Indianapolis, Ind.)

Xavier (60) - Kyle Taylor 3-6 0-1 8, Dexter Campbell 4-6 2-2 10, Tyrone Hill 3-5 3-4 9, Stan Kimbrough 5-12 2-2 13, Byron Larkin 7-12 2-2 18, J.D. Barnett 1-4 0-0 2, Bob Koester 0-0 0-0 0, **Totals: 23-45 9-11 60**

Duke (65) - Danny Ferry 4-7 0-0 8, Billy King 1-3 3-7 5, John Smith 3-5 0-0 6, Tommy Amaker 8-12 2-2 20, Kevin Strickland 2-13 6-7 12, Martin Nessley 0-0 0-0 0, Robert Brickey 6-8 0-0 12, Quinn Snyder 0-0 0-0 0, Alaa Abdelnaby 1-2 0-0 2, **Totals: 25-50 11-16 65**

Halftime - Duke 36, Xavier 32, Fouled Out - Kimbrough, Rebounds - Xavier 26 (Campbell 6, Hill 6), Duke 25 (Strickland 9, Ferry 5), Assists - Xavier 12 (Taylor 6, Kimbrough 3, Larkin 3), Duke 15 (Strickland 9, King 4), Turnovers - Xavier 17, Duke 10, 3-Point FG - Xavier 5-8 (Taylor 2-4, Kimbrough 1-2, Larkin 2-2), Duke 4-14 (Ferry 0-1, Amaker 2-4, Strickland 2-9), Total Fouls - Xavier 19, Duke 16, Technical Fouls - None, A - 34,183



Tyrone Hill helped lead Xavier to its first-ever NCAA Tournament win with a 1987 victory over Missouri.

Game 6: Xavier (#11 seed) vs. Kansas (#6 seed), 1988 NCAA Midwest Regional First Round, Friday, March 18, 1988 at Devaney Center (Lincoln, Neb.)

Xavier (72) - J.D. Barnett 2-6 0-0 5, Tyrone Hill 1-5 2-4 4, Derek Strong 4-5 6-6 14, Byron Larkin 6-18 4-10 16, Stan Kimbrough 5-13 6-7 18, Jamal Walker 3-10 1-2 7, John Kennedy 0-1 0-0 0, Michael Davenport 0-0 0-0 0, Jerry Butler 1-2 0-0 2, Mike Ramey 0-0 0-0 0, Colin Parker 0-2 0-0 0, Dexter Campbell 2-2 2-3 6, Bob Koester 0-0 0-0 0, **Totals: 24-64 21-32 72**

Kansas (85) - Chris Piper 2-3 5-7 9, Milt Newton 9-14 3-4 21, Danny Manning 8-14 8-9 24, Kevin Pritchard 2-5 4-5 8, Jeff Guelndner 3-4 1-2 8, Clint Normore 0-3 0-1 0, Scooter Barry 1-2 3-4 5, Lincoln Minor 0-1 0-0 0, Mike Maddox 2-4 0-0 4, Keith Harris 2-3 2-2 6, Marvin Mattox 0-0 0-0 0, **Totals: 29-53 26-34 85**

Halftime - Kansas 48, Xavier 29, Fouled Out - Hill, Larkin, Walker, Rebounds - Xavier 30 (Strong 10, Hill 4), Kansas 50 (Newton 12, Manning 12), Assists - Xavier 13 (Kimbrough 4, Larkin 3, Walker 3), Kansas 22 (Piper 7, Barry 5), Turnovers - Xavier 16, Kansas 30, 3-Point FG - Xavier 3-14 (Barnett 1-3, Larkin 0-3, Kimbrough 2-6, Walker 0-2), Kansas 1-5 (Newton 0-2, Guelndner 1-1, Normore 0-2), Total Fouls - Xavier 32, Kansas 23, Technical Fouls - None, A - 14,425

Game 7: Xavier (#14 seed) vs. Michigan (#3 seed), 1989 NCAA Southeast Regional First Round, Friday, March 17, 1989 at The Omni (Atlanta, Ga.)

Xavier (87) - Colin Parker 0-1 0-0 0, Tyrone Hill 7-12 7-7 21, Derek Strong 8-12 2-3 18, Stan Kimbrough 5-16 1-2 13, Michael Davenport 6-13 3-4 15, Jamal Walker 6-9 3-5 16, Dave Minor 2-2 0-0 4, Sydney Raeford 0-0 0-0 0, **Totals: 34-65 16-21 87**

Michigan (92) - Glen Rice 9-22 0-0 23, Terry Mills 8-12 2-2 18, Loy Vaught 2-4 0-0 4, Mike Griffin 0-0 0-0 0, Rumeal Robinson 8-13 6-9 23, Mark Hughes 4-5 0-1 8, Sean Higgins 3-6 1-1 7, Demetrius Calip 3-5 3-3 9, **Totals: 37-67 12-16 92**

Halftime - Xavier 45, Michigan 42, Fouled Out - None, Rebounds - Xavier 30 (Strong 10, Hill 6), Michigan 33 (Hughes 10, Mills 6), Assists - Xavier 21 (Walker 9, Kimbrough 6), Michigan 18 (Robinson 8, Mills 5), Turnovers - Xavier 19, Michigan 17, 3-Point FG - Xavier 3-9 (Kimbrough 2-4, Davenport 0-4, Walker 1-1), Michigan 6-12 (Rice 5-9, Robinson 1-2, Higgins 0-1), Total Fouls - Xavier 19, Michigan 21, Technical Fouls - None, A - 12,349

Game 8: Xavier (#6 seed) vs. Kansas State (#11 seed), 1990 NCAA Midwest Regional First Round, Friday, March 16 at Indiana Hoosier Dome (Indianapolis, Ind.)

Kansas State (79) - Askia Jones 6-13 0-2 13, Lance Simmons 2-5 0-0 4, Tony Massop 1-5 0-0 2, Steve Henson 11-19 7-7 35, Jean Derouillere 4-13 4-7 12, Jeff Wires 0-0 0-0 0, Jeff Malham 0-0 0-0 0, Keith Amerson 1-1 0-0 2, Nick Weigal 0-0 0-0 0, Patrick Sams 0-0 0-0 0, Reggie Britt 2-3 0-0 4, Billy Ray Smith 0-1 3-4 3, Wylie Howard 0-1 0-0 0, John Rettiger 1-2 2-4 4, **Totals: 28-63 16-24 79**

Xavier (87) - Maurice Brantley 2-3 4-4 8, Tyrone Hill 6-12 17-18 29, Derek Strong 4-10 9-11 17, Jamal Walker 5-11 0-1 11, Jamie Gladden 5-9 2-2 12, Michael Davenport 1-4 5-7 8, Aaron Williams 1-2 0-0 2, **Totals: 24-51 37-43 87**

Halftime - Xavier 42, Kansas State 32, Fouled Out - Simmons, Rettiger, Rebounds - Kansas State 27 (Massop 6, Derouillere 5), Xavier 40 (Hill 14, Strong 11), Assists - Kansas State 9 (Derouillere 5, Henson 2), Xavier 10 (Walker 6, Gladden 1, Brantley 1, Strong 1, Davenport 1), Turnovers - Kansas State 6, Xavier 10, 3-Point FG - Kansas State 7-14 (Jones 1-1, Henson 6-11, Derouillere 0-1, Howard 0-1), Xavier 2-6 (Walker 1-3, Gladden 0-1, Davenport 1-2), Total Fouls - Kansas State



Derek Strong helped lead Xavier over Kansas State in the 1990 NCAA first round and Georgetown in the second round to reach XU's first-ever Sweet 16.

31, Xavier 19, Technical Fouls - None, A - 39,417

Game 9: Xavier (#6 seed) vs. Georgetown (#3 seed), 1990 NCAA Midwest Regional Second Round, Sunday, March 18 at Indiana Hoosier Dome (Indianapolis, Ind.)

Xavier (74) - Maurice Brantley 3-4 0-1 7, Tyrone Hill 5-9 3-3 13, Derek Strong 5-12 9-10 19, Jamal Walker 4-13 7-8 15, Jamie Gladden 6-10 1-2 13, Michael Davenport 2-6 0-0 5, Colin Parker 0-0 0-0 0, Dwayne Wilson 0-0 0-0 0, Aaron Williams 1-3 0-1 2, **Totals: 26-57 20-25 74**

Georgetown (71) - Anthony Allen 0-2 0-0 0, Alonzo Mourning 5-8 5-7 15, Dikembe Mutombo 4-7 1-3 9, Dwayne Bryant 3-9 0-0 6, Mark Tillmon 6-17 3-4 16, David Edwards 7-13 1-5 19, Michael Tate 1-2 0-0 2, Antoine Stoudamire 0-3 0-0 0, Sam Jefferson 2-4 0-1 4, **Totals: 28-65 10-20 71**

Halftime - Xavier 42, Georgetown 26, Fouled Out - Hill, Mourning, Rebounds - Xavier 40 (Strong 12, Hill 8), Georgetown 38 (Mutombo 12, Mourning 10), Assists - Xavier 15 (Walker 9, Davenport 2), Georgetown 10 (Bryant 3, Edwards 2, Stoudamire 2), Turnovers - Xavier 20, Georgetown 14, 3-Point FG - Xavier 2-10 (Brantley 1-1, Walker 0-4, Gladden 0-1, Davenport 1-4), Georgetown 5-19 (Bryant 0-3, Tillmon 1-5, Edwards 4-8, Stoudamire 0-3), Total Fouls - Xavier 21, Georgetown 18, Technical Fouls - Bryant (GU), A - 37,842

Game 10: Xavier (#6 seed) vs. Texas (#10 seed), 1990 Midwest Regional Semifinal, Thursday, March 22, 1990 at Reunion Arena (Dallas, Texas)

Texas (102) - Lance Blanks 9-21 10-11 28, Locksley Collie 3-8 3-6 9, Guillermo Myers 1-2 1-2 3, Joey Wright 9-12 6-8 26, Travis Mays 9-21 11-12 32, Hank Dudek 2-3 0-0 4, Benford Williams 0-1 0-0 0, Courtney Jeans 0-0 0-0 0, George Muller 0-0 0-0 0, Gerrald Houston 0-0 0-0 0, Winn Shepard 0-0 0-0 0, **Totals: 33-68 31-39 102**

Xavier (89) - Maurice Brantley 5-6 2-3 12, Tyrone Hill 8-14 6-9 22, Derek Strong 11-17 5-5 27, Jamal Walker 6-14 2-2 14, Jamie Gladden 2-7 0-2 4, Aaron Williams 1-1 2-3 4, Michael Davenport 1-7 0-2 2, Colin Parker 1-2 0-0 2, Bob Koester 0-0 0-0 0, Jerry Butler 1-1 0-0 2, Dwayne Wilson 0-0 0-0 0, Mark Poynter 0-0 0-0 0, Dave Minor 0-0 0-0 0, **Totals: 36-69 17-24 89**

Halftime - Xavier 53, Texas 41, Fouled Out - Blanks, Strong, Rebounds - Texas 38 (Collie 16, Myers 7), Xavier 37 (Hill 15, Strong 14), Assists - Texas 8 (Blanks, Wright 3), Xavier 14 (Hill 5, Strong 4), Turnovers - Texas 10, Xavier 16, 3-Point FG - Texas 5-18 (Blanks 0-7, Wright 2-2, Mays 3-9), Xavier 0-9 (Hill 0-1, Walker 0-2, Davenport 0-5, Parker 0-1), Total Fouls - Texas 23, Xavier 28, Technical Fouls - None, A - 16,413

Game 11: Xavier (#14 seed) vs. Nebraska (#3 seed), 1991 NCAA Midwest Regional First Round, Thursday, March 14, 1991 at the Hubert H. Humphrey Metrodome (Minneapolis, Minn.)

Xavier (89) - Michael Davenport 5-13 4-4 17, Aaron Williams 0-1 4-4 4, Brian Grant 3-6 9-12 15, Jamal Walker, 5-9 7-11 18, Jamie Gladden 9-15 0-0 20, Maurice Brantley 2-3 2-4 6, Dwayne Wilson 2-2 1-2 5, Erik Edwards 1-1 0-0 2, Colin Parker 0-0 2-3 2, **Totals: 27-50 29-40 89**

Nebraska (84) - Tony Farmer 5-9 5-8 15, Beau Reid 2-12 2-4 6, Rich King 11-17 2-7 25, Keith Moody 1-3 0-0 2, Clifford Scales 4-5 3-4 12, Carl Hayes 7-12 1-3 15, Dapreis Owens 0-1 0-0 0, Eric Piatowski 3-10 1-1 9, **Totals: 33-69 14-27 84**

Halftime - Xavier 45, Nebraska 42; Fouled Out - Williams (XU), Farmer (UN); Rebounds - Xavier 30 (Grant 10, J.Walker 3, Gladden 3), Nebraska 41 (King 12, Reid 7); Assists - Xavier 14 (J.Walker 8, Gladden 3), Nebraska 17 (King 4, Moody 3, Scales 3); Turnovers - Xavier 15, Nebraska 18; 3-Pt FG - Xavier 6-14 (Davenport 3-8, J.Walker 1-2, Gladden 2-3, Brantley 0-1), Nebraska 4-13 (Farmer 0-1, Reid 0-3, King 1-1, Scales 1-2, Piatowski 2-6); Total Fouls - Xavier 22, Nebraska 25; Technical Fouls - None; A - 25,348

Game 12: Xavier (#14 seed) vs. Connecticut (#11 seed), 1991 Midwest Regional Second Round, Saturday, March 16, 1991 at the Hubert H. Humphrey Metrodome (Minneapolis, Minn.)

Xavier (50) - Maurice Brantley 3-8 0-1 6, Michael Davenport 3-13 0-0 8, Erik Edwards 1-1 0-0 2, Jamie Gladden 3-11 0-1 7, Brian Grant 5-10 6-7 16, Colin Parker 2-7 0-0 5, Mark Poynter 1-1 0-0 2, Jamal Walker 0-3 0-0 0, Tyrice Walker 1-2 0-0 2, Aaron Williams 0-1 0-0 0, Eric Knop 0-0 0-0 0, DeWaan Rose 1-1 0-0 2, Dwayne Wilson 0-0 0-2 0, Walt Winston 0-0 0-0 0, **Totals: 20-58 6-11 50**

Connecticut (66) - Scott Burrell 3-6 2-3 9, Toraino Walker 1-4 0-2 2, Rod Sellers 5-6 8-11 18, Steve Pikiell 1-1 0-2 3, Chris Smith 7-14, 5-6 20, John Gwynn 4-12 0-0 8, Dan Cyrulik 0-2 0-0 0, Lyman DePriest 3-4 0-0 6, Shawn Ellison 0-0 0-0 0, Gilad Katz 0-1 0-0 0, Marc Suhr 0-0 0-0 0, Oliver Macklin 0-0 0-0 0, **Totals: 24-50 15-24 66**

Halftime - Connecticut 36, Xavier 24; Fouled Out - Brantley (XU); Rebounds - Xavier 37 (Grant 12, Brantley 5), Connecticut 34 (Burrell 8, Sellers 7); Assists - Xavier 11 (Brantley 4, Davenport 3), Connecticut 10 (Smith 3, Burrell 2, Walker 2); Turnovers - Xavier 21, Connecticut 16; 3-Pt FG - Xavier 4-18 (Brantley 0-1, Davenport 2-9, Gladden 1-6, Parker 1-2), Connecticut 3-11 (Burrell 1-4, S.Pikiell 1-2, Smith 1-3, Gwynn 0-1, Katz 0-1); Total Fouls - Xavier 19, Connecticut 13, Technical Fouls - None, A - 28,114

Game 13: Xavier (#9 seed) vs. New Orleans (#8 seed), 1993 NCAA Midwest Regional First Round, Friday, March 19, 1993 at Hoosier Dome (Indianapolis, Ind.)

Xavier (73) - Michael Hawkins 0-3 5-6 5, Aaron Williams 9-13 2-2 20, Brian Grant 8-11 4-5 20, Steve Gentry 1-6 2-2 4, Jamie Gladden 4-13 7-10 17, Mark Poynter 0-0 0-0 0, Eric Knop 0-1 0-0 0, Chris Mack 0-0 0-0 0, Tyrice Walker 1-4 3-3 5, DeWaan Rose 0-0 0-0 0, Erik Edwards 0-0 0-0 0, Dwayne Wilson 0-0 0-0 0, Larry Sykes 1-3 0-0 2, **Totals: 24-54 23-28 73**



Brian Grant was a key part of NCAA Tournament wins over New Orleans (seen here) in 1993 and Nebraska in 1991.

New Orleans (55) - Reggie Garrett 6-14 0-0 12, Melvin Simon 3-9 2-4 8, Ervin Johnson 7-11 7-8 21, Reni Mason 1-8 0-0 2, Gerald Williams 3-14 1-2 7, Tony Madison 1-11 0-0 3, Eric Matthews 0-2 0-0 0, Darren Laiche 0-0 0-0 0, Michael McDonald 1-1 0-0 2, Fred Hill 0-0 0-0 0, **Totals: 22-70 10-14 55**

Halftime - Xavier 32, New Orleans 32; Fouled Out - Williams (UNO), Rebounds - Xavier 43 (Grant 10, Williams 7, Hawkins 7), New Orleans 38 (Johnson 10, Simon 9), Assists - Xavier 11 (Hawkins 5, Gentry 3), New Orleans 10 (Mason 5, Simon 2), Turnovers - Xavier 14, New Orleans 11, 3-Point FG - Xavier 2-9 (Hawkins 0-2, Gentry 0-2, Gladden 2-5), New Orleans 1-14 (Garrett 0-1, Mason 0-1, Williams 0-2, Madison 1-9, Matthews 0-1), Total Fouls - Xavier 15, New Orleans 25, Technical Fouls - None, A - 38,387

Game 14: Xavier (#9 seed) vs. Indiana (#1 seed), 1993 NCAA Midwest Regional Second Round, Sunday, March 21, 1993 at Hoosier Dome (Indianapolis, Ind.)

Xavier (70) - Michael Hawkins 6-12 0-0 16, Aaron Williams 6-13 5-8 17, Brian Grant 5-13 1-2 11, Steve Gentry 1-5 0-0 2, Jamie Gladden 6-16 3-4 18, Mark Poynter 1-1 0-0 2, Chris Mack 0-0 0-0 0, Tyrice Walker 2-4 0-0 4, Erik Edwards 0-0 0-0 0, Larry Sykes 0-0 0-0 0, **Totals: 27-64 9-14 70**

Indiana (73) - Brian Evans 0-2 0-0 0, Calbert Cheaney 8-17 7-9 23, Matt Nover 3-5 0-0 6, Greg Graham 7-9 3-3 19, Damon Bailey 2-8 7-10 11, Chris Reynolds 1-3 0-3 2, Todd Leary 1-3 0-0 2, Pat Graham 4-5 1-1 10, Alan Henderson 0-2 0-0 0, **Totals: 26-54 18-26 73**

Halftime - Xavier 31, Indiana 35, Fouled Out - Gentry, Rebounds - Xavier 39 (Grant 16, Williams 10), Indiana 32 (Che-

aney 8, Nover 8), Assists - Xavier 11 (Gladden 3, Hawkins 2, Williams 2, Grant 2, Gentry 2), Indiana 14 (Reynolds 4, G. Graham 3, Bailey 3, Turnovers - Xavier 9, Indiana 7, 3-Point FG - Xavier 7-17 (Hawkins 4-8, Gladden 3-9), Indiana 3-10 (Evans 0-1, Cheaney 0-1, G. Graham 2-3, Bailey 0-2, Leary 0-2, P. Graham 1-1), Total Fouls - Xavier 23, Indiana 13, Technical Fouls - None, A - 37,411

Game 15: Xavier (#11 seed) vs. Georgetown (#6 seed), 1995 NCAA Southeast Regional First Round, Friday, March 17, 1995 at Tallahassee/Leon Co. Civic Center (Tallahassee, Fla.)

Xavier (63) - T.J. Johnson 1-3 4-9 6, Tyson Brit 1-7 3-3 5, Larry Sykes 2-8 1-2 5, Michael Hawkins 5-14 8-10 20, Jeff Massey 9-19 1-4 21, Andre Smith 3-3 0-0 6, Sherwin Anderson 0-0 0-0 0, Ken Harvey 0-0 0-0 0, Mark Smydra 0-0 0-0 0, **Totals: 21-54 17-28 63**

Georgetown (68) - Jerome Williams 6-12 1-3 13, Don Reid 2-3 0-0 4, Othella Harrington 7-9 1-2 15, Allen Iverson 6-16 2-6 16, John Jacques 1-6 2-2 4, Eric Myles 4-6 0-0 12, Irvin Church 1-2 0-0 2, Boubacar Aw 0-2 0-0 0, Jerry Nichols 0-2 0-0 0, Kevin Millen 1-2 0-0 2, Jahidi White 0-0 0-0 0, **Totals: 28-60 6-13 68**

Halftime - Xavier 36, Georgetown 39, Fouled Out - Reid, Harrington, Rebounds - Xavier 35 (Sykes 12, Johnson 10), Georgetown 36 (Williams 13, Harrington 11), Assists - Xavier 8 (Hawkins 4, Massey 2), Georgetown 8 (Iverson 2, Jacques 2, Myles 2), Turnovers - Xavier 14, Georgetown 16, 3-Point FG - Xavier 4-20 (Brit 0-1, Hawkins 2-9, Massey 2-10), Georgetown 6-20 (Williams 0-1, Iverson 2-7, Jacques 0-3, Myles 4-6, Church 0-1, Nichols 0-1, Millen 0-1), Total Fouls - Xavier 17, Georgetown 23, Technical Fouls - None, A - 7,875

Game 16: Xavier (#7 seed) vs. Vanderbilt (#10 seed), 1997 Midwest Regional First Round, Thursday, March 13 at The Palace of Auburn Hills (Auburn Hills, Mich.)

Vanderbilt (68) - Billy DiSpaltro 2-4 1-2 5, Pax Whitehead 2-11 4-6 8, Austin Bates 9-16 3-6 21, Howard Prater 0-1 1-2 1, Drew Maddux 6-15 0-0 16, James Strong 0-0 0-0 0, Atiba Prater 4-5 0-1 11, Dan Langhi 2-3 1-2 6, **Totals: 25-55 10-19 68**

Xavier (80) - T.J. Johnson 2-5 0-1 4, Darnell Williams 6-15 4-5 16, Torraye Braggs 4-9 1-2 9, Lenny Brown 6-12 0-0 13, Gary Lumpkin 6-13 2-2 16, Sherwin Anderson 0-0 0-0 0, James Posey 7-10 8-8 22, **Totals: 31-64 15-18 80**

Halftime - Vanderbilt 33, Xavier 38, Fouled Out - DiSpaltro, Braggs, Rebounds - Vanderbilt 32 (Bates 7, Whitehead 6), Xavier 38 (Johnson 9, Posey 8), Assists - Vanderbilt 13 (Prater 6), Xavier 17 (Williams 5, Johnson 4), Turnovers - Vanderbilt 21, Xavier 16, 3-Point FG - Vanderbilt 8-21 (Whitehead 0-5, Pride 0-1, Maddux 4-11, Prater 3-3, Langhi 1-1), Xavier 3-13 (Williams 0-1, Brown 1-4, Lumpkin 2-6, Posey 0-2), Total Fouls - Vanderbilt 18, Xavier 18, Technical Fouls - None, A - 21, 020

Game 17: Xavier (#7 seed) vs. UCLA (#2 seed), 1997 Midwest Regional Second Round, Saturday, March 15 at The Palace of Auburn Hills (Auburn Hills, Mich.)

Xavier (83) - T.J. Johnson 1-4 5-5 7, Darnell Williams 7-16 2-2 16, Torraye Braggs 4-6 7-8 15, Lenny Brown 5-17 3-3 15, Gary Lumpkin 2-12 0-0 5, Pat Kelsey 0-0 0-0 0, Nate Turner 0-0 1-2 1, Sherwin Anderson 2-3 1-2 5, Ken Harvey 1-1 0-0 2, Leo Murray 0-0 0-0 0, Terrance Payne 1-3 1-3 3, Jim Kromer 0-0 0-0 0, James Posey 7-8 0-0 14, **Totals: 30-70 20-25 83**

UCLA (96) - Charles O'Bannon 10-13 5-7 28, J. R. Henderson 9-12 3-4 22, Jelani McCoy 5-6 0-0 10, Cameron Dollar 1-7 7-9 9, Toby Bailey 2-6 6-6 10, Harold Sylvester 0-0 0-0 0, Brandon Loyd 1-3 4-4 7, Matt Harbour 0-0 0-0 0, Vince McGautha 0-1



Aaron Williams was a big part of three NCAA Tournament teams, including the one that almost beat No. 1 seed IU in 1993 in Indianapolis.

0-0 0, Bob Myers 0-0 0-0 0, Sean Farnham 0-0 0-0 0, Dave Parker 0-0 0-0 0, Kris Johnson 4-8 0-0 10, **Totals: 32-56 25-30 96**

Halftime - Xavier 40, UCLA 45, Fouled Out - Braggs, Posey, Rebounds - Xavier 33 (Braggs 10, Posey 6), UCLA 37 (Henderson 9, Dollar 6), Assists - Xavier 8 (Braggs 2, Anderson 2, Posey 2), UCLA 23 (Dollar 8, Bailey 8), Turnovers - Xavier 16, UCLA 21, 3-Point FG - Xavier 3-21 (Williams 0-3, Brown 2-8, Lumpkin 1-9, Anderson 0-1), UCLA 7-14 (O'Bannon 3-4, Henderson 1-1, Dollar 0-1, Bailey 0-1, Loyd 1-3, Johnson 2-4), Total Fouls - Xavier 24, UCLA 22, Technical Fouls - Johnson (XU), Johnson(UCLA), Posey (XU), A - 21,020

Game 18: Xavier (#6 seed) vs. Washington (#11 seed), 1998 NCAA Tournament East Regional First Round, Thursday, March 12 at the MCI Center (Washington, D.C.)

Washington (69) - Deon Luton 7-17 0-3 17, Thalo Green 3-6 1-2 7, Todd MacCulloch 8-11 0-2 16, Jan Wooten 1-1 0-0 2, Donald Watts 4-8 9-14 17, Dan Dickau 2-4 0-0 6, Chris Thompson 0-0 0-0 0, Patrick Femerling 0-1 0-0 0, Michael Johnson 0-0 0-0 0, Chris Walcott 2-2 0-0 4, **Totals: 27-50 10-21 69**

Xavier (68) - T.J. Johnson 0-4 0-0 0, Darnell Williams 6-11 5-7 17, Torraye Braggs 5-10 2-2 12, Lenny Brown 4-11 2-2 10, Gary Lumpkin 3-11 4-5 12, Maurice McAfee 0-3 0-0 0, Terrance Payne 0-2 0-0 0, James Posey 5-9 7-8 17, **Totals: 23-61 20-24 68**

Halftime - Washington 38, Xavier 30, Fouled Out - Braggs, Brown, Rebounds - Washington 37 (MacCulloch 8, Wooten 6), Xavier 34 (Braggs 10, Posey 8), Assists - Washington 12 (Green 4, Luton 2, Watts 2, Femerling 2), Xavier 15 (Lumpkin 6, Brown 4), Turnovers - Washington 26, Xavier 17, 3-Point

FG - Washington 5-11 (Luton 3-6, Watts 0-2, Dickau 2-3), Xavier 2-15 (Williams 0-4, Brown 0-3, Lumpkin 2-6, McAfee 0-1, Posey 0-1), Totals Fouls - Washington 20, Xavier 22, Technical Fouls - None, A - 19,288

Game 19: Xavier (#11 seed) vs. Notre Dame (#6 seed), 2001 NCAA Tournament Midwest Regional First Round, Friday, March 16 at Kemper Arena (Kansas City, Mo.)

Xavier (71) - Kevin Frey 3-8 0-0 6, David West 8-14 3-4 19, Lloyd Price 5-9 3-6 13, Romain Sato 2-8 0-2 6, Maurice McAfee 4-11 1-1-9, Lionel Chalmers 5-14 3-4 14, Dave Young 1-6 0-0 2, Brandon McIntosh 0-0 0-0 0, Alvin Brown 0-0 0-0 0, Marcus Mason 0-0 0-0 0, Reggie Butler 1-2 0-0 2, **Totals: 29-72 10-17 71**



Torrye Braggs played a key role on two NCAA Tournament teams in two seasons as a Musketeer.

Notre Dame (83) - Troy Murphy 6-17 6-6 19, Ryan Humphrey 6-8 3-8 15, David Graves 7-7 4-6 20, Matt Carroll 9-11 1-2 21, Martin Ingelsby 2-3 2-2 6, Torrian Jones 0-2 0-0 0, Harold Swanagan 1-1 0-0 2, **Totals: 31-49 16-24 83**

Halftime - Xavier 26, Notre Dame 40, Fouled Out - Young (XU), Rebounds - Xavier 37 (West 8, Sato 8), Notre Dame 31 (Murphy 8, Humphrey 6, Carroll 6), Assists - Xavier 8 (McAfee 3, five others 1), Notre Dame 19 (Ingelsby 9, Murphy 3, Humphrey 3), Turnovers - Xavier 14, Notre Dame 17, 3-Point FG - Xavier 3-20 (Frey 0-1, Price 0-1, Sato 2-7, McAfee 0-3, Chalmers 1-6, Young 0-2), Notre Dame 5-12 (Murphy 1-5, Graves 2-2, Carroll 2-3, Ingelsby 0-1, Jones 0-1), Total Fouls - Xavier 23, Notre Dame 16, Technical Fouls - Murphy (ND), A - 14,750

Game 20: Xavier (#7 seed) vs. Hawaii (#10 seed), 2002 NCAA Tournament West Regional First Round, Friday, March 15 at American Airlines Center (Dallas, Texas)

Hawaii (58) - Phil Martin 5-12 1-2 11, Carl English 4-15 0-1 9, Haim Shimonovich 0-3 0-0 0, Predrag Savovic 10-21 2-2 26, Mark Campbell 1-1 1-1 3, Mike McIntyre 3-7 0-0 9, Lance Takaki 0-0 0-0 0, Mindaugas Burneika 0-5 0-0 0, Ryne Holliday

0-0 0-0 0, Paul Jesniskis 0-0 0-0 0, Nkeruwem Akpan 0-0 0-0 0, **Totals: 23-64 4-6 58**

Xavier (70) - Kevin Frey 3-8 4-4 10, Dave Young 1-3 0-0 2, David West 4-10 5-6 13, Lionel Chalmers 4-13 7-8 15, Romain Sato 6-13 3-4 18, Jaison Williams 0-0 0-0 0, Anthony Coleman 0-0 0-0 0, Alvin Brown 4-4 2-2 10, Keith Jackson 1-3 0-0 2, **Totals: 23-54 21-24 70**

Halftime - Hawaii 40, Xavier 33, Fouled Out - Shimonovich (UH), Rebounds - Hawaii 35 (Martin 9, English 9), Xavier 40 (West 11, Sato 10), Assists - Hawaii 10 (Savovic 3, Burneika 3), Xavier 8 (Chalmers 6, Sato 1, Coleman 1), Turnovers - Hawaii 16, Xavier 14, 3-Point FG - Hawaii 8-24 (English 1-5, Savovic 4-9, McIntyre 3-7, Burneika 0-3), Xavier 3-15 (Frey 0-2, West 0-1, Chalmers 0-4, Sato 3-8), Total Fouls - Hawaii 21, Xavier 13, Technical Fouls - None, A - 19,951

Game 21: Xavier (#7 seed) vs. Oklahoma (#2 seed), 2002 NCAA Tournament West Regional Second Round, Sunday, March 17 at American Airlines Center (Dallas, Texas)

Xavier (65) - Kevin Frey 1-1 0-1 2, Dave Young 0-1 2-2 2, David West 7-14 3-6 18, Lionel Chalmers 1-12 4-4 6, Romain Sato 9-17 5-8 28, Jaison Williams 1-2 0-0 3, Anthony Coleman 1-2 0-0 2, Alvin Brown 1-2 1-2 4, Keith Jackson 0-1 0-0 0, **Totals: 21-52 15-23 65**

Oklahoma (78) - Ebi Ere 7-14 4-4 20, Aaron McGhee 8-16 8-9 25, Jabahri Brown 2-3 0-0 4, Quannas White 2-5 4-5 9, Hollis Price 4-10 4-4 12, Jason Detrick 0-3 3-4 3, Daryan Selvy 2-5 1-2 5, **Totals: 25-56 24-28 78**

Halftime - Xavier 36, Oklahoma 40, Fouled Out - None, Rebounds - Xavier 38 (West 8, Sato 8), Oklahoma 31 (Selvy 9, Ere 7), Assists - Xavier 11 (West 3, Sato 3), Oklahoma 12 (White 6, Price 3), Turnovers - Xavier 17, Oklahoma 6, 3-Point FG - Xavier 8-19 (West 1-3, Chalmers 0-3, Sato 5-10, Williams 1-1, Coleman 0-1, Brown 1-1), Oklahoma 4-12 (Ere 2-5, McGhee 1-3, White 1-1, Price 0-1, Detrick 0-2), Total Fouls - Xavier 19, Oklahoma 19, Technical Fouls - None, A - 19,951

Game 22: Xavier (#3 seed) vs. Troy State (#14 seed), 2003 NCAA Tournament South Regional First Round, Friday, March 21 at Gaylord Entertainment Center (Nashville, Tenn.)

Troy State (59) - Marcus Milhouse 3-6 0-0 9, Lacedrick Pettway 0-2 0-0 0, Rob Lewin 4-10 0-2 8, Greg Davis 8-20 0-0 20, Ben Fletcher 2-10 0-0 5, Eddie Baker 2-5 0-0 4, Herbert Evans 1-5 1-2 4, Jacob Hazouri 0-0 0-0 0, Lovelle Craig 1-3 1-2 3, Kendrick Johnson 2-4 0-0 6, **Totals: 23-65 2-6 59**

Xavier (71) - Dedrick Finn 0-5 2-4 2, David West 5-9 2-2 12, Anthony Myles 2-10 3-4 7, Lionel Chalmers 6-13 3-4 20, Romain Sato 7-18 3-4 18, Keith Jackson 4-7 0-0 8, Will Caudle 2-2 0-0 4, **Totals: 26-64 13-18 71**

Halftime - Troy State 22, Xavier 37, Fouled Out - None, Rebounds - Troy State 33 (Lewin 9, Fletcher 6), Xavier 47 (Myles 11, Sato 11), Assists - Troy State 13 (Davis 4, Evans 4), Xavier 19 (Chalmers 7, Sato 7), Turnovers - Troy State 9, Xavier 10, 3-Point FG - Troy State 11-29 (3-6, Pettway 0-2, Lewin 0-1, Davis 4-9, Fletcher 1-6, Baker 0-2, Evans 1-1, Johnson 2-2), Xavier 6-20 (Finn 0-3, Chalmers 5-9, Sato 1-8), Total Fouls - Troy State 19, Xavier 11, Technical Fouls - None, A - 17,484

Game 23: Xavier (#3 seed) vs. Maryland (#6 seed), 2003 NCAA Tournament South Regional Second Round, Sunday, March 23 at Gaylord Entertainment Center (Nashville, Tenn.)

Maryland (77) - Nik Caner-Medley 3-5 0-0 6, Tahj Holden 1-8 3-4 5, Ryan Randle 8-12 1-1 17, Drew Nicholas 6-16 3-4 17,



David West, 2003 National Player of the Year, led number three seed Xavier in the 2003 NCAA Tournament.

Steve Blake 3-7 2-2 9, Jamar Smith 6-6 0-0 12, Andre Collins 0-0 0-0 0, Travis Garrison 2-3 1-2 5, Calvin McCall 0-0 0-0 0, John Gilchrist 1-1 4-4 6, **Totals: 30-58 14-17 77**

Xavier (64) - Romain Sato 4-14 6-8 17, David West 6-17 10-14 22, Anthony Myles 4-9 0-0 8, Lionel Chalmers 4-9 1-2 12, Dedrick Finn 2-4 0-0 5, Keith Jackson 0-2 0-0 0, Will Caudle 0-2 0-0 0, **Totals: 20-57 17-24 64**

Halftime - Maryland 45, Xavier 28, Fouled Out - None, Rebounds - Maryland 39 (Nicholas 8, Blake 7), Xavier 28 (West 9, Chalmers 4), Assists - Maryland 19 (Blake 9, Nicholas 5), Xavier 12 (Finn 5, Sato 3, West 3), Turnovers - Maryland 8, Xavier 7, 3-Point FG - Maryland 3-13 (Caner-Medley 0-1, Holden 0-3, Nicholas 2-5, Blake 1-4), Xavier 7-18 (Sato 3-8, Chalmers 3-7, Finn 1-3), Total Fouls - Maryland 21, Xavier 16, Technical Fouls - None, A - 17,484

Game 24: Xavier (#7 seed) vs. Louisville (#10 seed), 2004 NCAA Tournament Atlanta Regional First Round, Friday, March 19 at TD Waterhouse Centre (Orlando, Fla.)

Louisville (70) - Kendall Dartez 0-3 2-2 2, Taquan Dean 6-12 1-1 19, Alhaji Mohammed 1-6 0-0 2, Luke Whitehead 6-14 2-2 15, Francisco Garcia 5-11 5-7 15, Brandon Jenkins 1-1 0-1 3, Grad Gianiny 0-0 0-0 0, Nate Daniels 1-5 0-0 3, Larry O'Bannon 2-6 0-0 5, Otis George 3-5 0-0 6, **Totals: 25-63 10-13 70**

Xavier (80) - Lionel Chalmers 8-13 7-9 25, Justin Cage 0-0 0-0 0, Romain Sato 5-11 9-10 24, Justin Doellman 0-3 2-2 2, Anthony Myles 7-14 1-1 15, Dedrick Finn 2-3 5-5 11, Brandon Cole 1-2 1-2 3, **Totals: 23-46 25-29 80.**

Halftime - Louisville 42, Xavier 31, Fouled Out - Dean (UL), Garcia (UL), Rebounds - Louisville 26 (George 6, Mohammed 4, Whitehead 4), Xavier 39 (Myles 11, Sato 8), Assists - Louisville 18 (Garcia 7, O'Bannon 4), Xavier 15 (Chalmers 6, Finn 6), Turnovers - Louisville 10, Xavier 15, 3-Point FG - Louisville 10-32 (Dartez 0-1, Dean 6-11, Mohammed 0-3, Whitehead 1-3, Garcia 0-4, Jenkins 1-1, Daniels 1-4, O'Bannon 1-5), Xavier 9-18 (Chalmers 2-6, Sato 5-8, Doellman 0-2, Finn 2-2), Total Fouls - Louisville 23, Xavier 13, Technical Fouls - Xavier bench, A - 15,961

Game 25: Xavier (#7 seed) vs. Mississippi State (#2 seed), 2004 NCAA Tournament Atlanta Regional Second Round, Sunday, March 21 at TD Waterhouse Centre (Orlando, Fla.)

Xavier (89) - Justin Cage 1-3 1-1 3, Justin Doellman 5-10 1-1 13, Anthony Myles 3-7 2-4 8, Lionel Chalmers 11-13 5-6 31, Romain Sato 4-10 2-2 12, Dedrick Finn 6-9 5-9 22, Keith Jackson 0-0 0-0 0, Keenan Christiansen 0-0 0-0 0, Brandon Cole 0-3 0-0 0, Will Caudle 0-0 0-0 0, Tom Compton 0-0 0-0 0, **Totals: 30-55 16-23 89**

Mississippi State (74) - Lawrence Roberts 4-11 2-4 11, Shane Power 6-11 1-2 16, Brandon Vincent 4-10 3-6 11, Timmy Bowers 6-14 1-2 15, Winsome Fraiser 3-13 3-4 12, Gary Ervin 3-8 3-3 9, Dennis Buse 0-0 0-0 0, Dietric Slater 0-0 0-0 0, Piotr Stelmach 0-2 0-0 0, Marcus Campbell 0-3 0-0 0, **Totals: 26-72 13-21 74**

Halftime - Xavier 34, Mississippi State 33, Fouled Out - Vincent (MS), Rebounds - Xavier 38 (Myles 14, Doellman 8), Mississippi State 40 (Vincent 12, Frazier 9), Assists - Xavier 14 (Finn 3, Doellman 3), Mississippi State 14 (Bowers 5, Ervin 5), Turnovers - Xavier 13, Mississippi State 8, 3-Point FG - Xavier 13-19 (Cage 0-1, Doellman 2-4, Chalmers 4-4, Sato 2-3, Finn 5-7), Mississippi State 9-26 (Roberts 1-2, Power 3-6, Bowers 2-7, Frazier 3-9, Ervin 0-1, Stelmach 0-1), Total Fouls - Xavier 14, Mississippi State 21, Technical Fouls - None, A - 15,640

Game 26: Xavier (#7 seed) vs. Texas (#3 seed), 2004 NCAA Tourn. Atlanta Regional Semifinal, Friday, March 26 at Georgia Dome (Atlanta, Ga.)

Xavier (79) - Justin Cage 2-2 1-1 5, Justin Doellman 4-9 1-1 10, Anthony Myles 4-10 1-5 9, Lionel Chalmers 4-15 4-5 14, Romain Sato 5-13 14-17 27, Dedrick Finn 3-7 3-4 11, Keith Jackson 1-1 0-0 2, Brandon Cole 0-1 1-2 1, **Totals 23-58 25-35 79**

Texas (71) - Brad Buckman 3-6 1-2 7, Jason Klotz 1-10 0-0 2, Brandon Mouton 9-15 1-3 21, Kenton Paulino 1-3 3-4 6, Royal Ivey 2-6 5-6 9, James Thomas 0-1 0-0 0, P.J. Tucker 4-10 2-2 10, Edgar Moreno 0-0 0-0 0, Kenny Taylor 0-1 0-0 0, Syd-mill Harris 2-3 0-0 5, Brian Boddicker 4-7 0-0 11, **Totals 26-62 12-17 71**

Halftime - Xavier 44, Texas 41, Fouled Out - Cage (XU), Mouton (UT), Rebounds - Xavier 39 (Chalmers 7, Myles 7), Texas 35 (Tucker 10, Klotz 8), Assists - Xavier 13 (Chalmers 6, Cole 2), Texas 12 (Ivey 6, Paulino 2), Turnovers - Xavier 7, Texas 8, 3-Point FG - Xavier 8-25 (Doellman 1-3, Chalmers 2-8, Sato 3-9, Finn 2-5), Texas 7-16 (Mouton 2-4, Paulino 1-3, Ivey 0-1, Taylor 0-1, Harris 1-2, Boddicker 3-5), Total Fouls - Xavier 20, Texas 27, Technical Fouls - Texas Bench (2), A - 24,533

Game 27: Xavier (#7 seed) vs. Duke (#1 seed), 2004 NCAA Tournament Atlanta Regional Final, Sunday, March 28 at Georgia Dome (Atlanta, Ga.)

Xavier (63) - Justin Cage 2-4 1-2 5, Justin Doellman 2-9 0-0 5, Anthony Myles 7-11 2-4 16, Lionel Chalmers 6-16 4-4 17, Romain Sato 2-10 6-9 10, Dedrick Finn 2-8 2-2 7, Brandon Cole 1-5 1-2 3, **Totals 22-63 16-23 63**

Duke (66) - Luol Deng 7-13 3-5 19, Sheldon Williams 3-5 6-7 12, J.J. Redick 4-14 2-2 13, Daniel Ewing 4-11 2-2 13, Chris Duhon 2-8 2-6, Nick Horvath 0-0 0-0 0, Sean Dockery 0-1 0-0 0, Shavlik Randolph 1-2 1-2 3, **Totals 21-54 16-20 66**

Halftime - Xavier 30, Duke 28, Fouled Out - Myles (XU), Randolph (DU), Rebounds - Xavier 40 (Sato 11, Myles 10), Duke 39 (Williams 13, Deng 7, Redick 7), Assists - Xavier 8 (Sato 4, Finn 2), Duke 15 (Duhon 5, Deng 3, Ewing 3), Turnovers - Xavier 10, Duke 11, 3-Point FG - Xavier 3-15 (Doellman 1-3, Chalmers 1-5, Sato 0-3, Finn 1-4), Duke 8-20 (Deng 2-4, Redick 3-9, Ewing 3-6, Duhon 0-1), Total Fouls - Xavier 21, Duke 23, Technical Fouls - None, A - 24, 711



Then-freshman Derrick Brown grabbed 16 rebounds in the 2007 NCAA Tournament First Round win over BYU. The 16 rebounds equals the most by any XU player in an NCAA Tournament game.

Game 28: Xavier (#14 seed) vs. Gonzaga (#3 seed), 2006 NCAA Tournament Oakland Regional First Round, Thursday, March 16 at Jon M. Huntsman Center (Salt Lake City, Utah)
Xavier (75) - Josh Duncan 2-7 6-8 11, Justin Cage 4-6 7-8 16, Justin Doellman 4-11 0-0 10, Johnny Wolf 4-7 0-2 10, Stanley Burrell 6-15 6-6 22, B.J. Raymond 1-4 0-0 2, Brandon Cole 0-1 2-5 2, Will Caudle 0-0 2-4 2, **Totals 21-51 23-33 75**

Gonzaga (79) - Adam Morrison 11-21 9-11 35, Sean Mallon 2-4 0-0 4, J.P. Batista 5-7 8-8 18, P. Altidor-Cespedes 0-1 0-0 0, Derek Raivio 3-7 0-0 7, Jeremy Pargo 0-0 1-2 1, Larry Gurganovic 0-1 0-0 0, Erroll Knight 3-5 0-0 7, David Pendergraft 1-2 2-4 4, Josh Heytvelt 1-2 1-2 3, **Totals 26-50 21-27 79**

Halftime - Xavier 39, Gonzaga 36, Fouled Out - Mallon (GU), Raivio (GU), Rebounds - Xavier 31 (Cole 7, Cage 5, Doellman 5), Gonzaga 33 (Batista 8, Knight 6). Assists - Xavier 14 (Burrell 5, Wolf 3), Gonzaga 11 (Morrison 4, Raivio 2), Turnovers - Xavier 8 (Duncan 3, Cole 2), Gonzaga 10 (Morrison 3, Batista 3), 3-Point FG - Xavier 10-28 (Duncan 1-4, Cage 1-2, Doellman 2-6, Wolf 2-5, Burrell 4-8, Raymond 0-3), Gonzaga 6-12 (Morrison 4-8, Altidor-Cespedes 0-1, Raivio 1-2, Knight 1-1), Total Fouls - Xavier 20, Gonzaga 25, Technical Fouls - None, A - 15,122

Game 29: Xavier (#9 seed) vs. Brigham Young (#8 seed), 2007 NCAA Tournament San Antonio Regional First Round, Thursday, March 15 at Rupp Arena (Lexington, Ky.)

Xavier (79) - Justin Cage 1-3 6-8 8, Justin Doellman 8-17 4-4 23, Brandon Cole 3-6 2-2 8, Drew Lavender 5-12 5-6 17, Stanley Burrell 0-4 0-2 0, Josh Duncan 1-4 4-4 6, Derrick Brown 3-4 2-3 8, B.J. Raymond 3-5 0-0 9, Johnny Wolf 0-1 0-0 0, **Totals 24-56 23-29 79**

Brigham Young (77) - Keena Young 10-23 4-4 24, Trent Plaisted 3-8 3-5 9, Austin Ainge 4-14 2-2 12, Jimmy Balderson 4-7 1-1 10, Lee Cummond 2-4 0-1 5, Mike Rose 5-7 0-0 15, Vuk Ivanovic 0-0 0-0 0, Sam Burgess 1-2 0-0 2, Ben Murdock 0-0 0-0 0, Jonathan Tavernari 0-2 0-0 0, **Totals 29-67 10-13 77**

Halftime - Xavier 32, BYU 38, Fouled Out - None, Rebounds - Xavier 37 (Brown 16, Cole 7), BYU 36 (Young 10, Plaisted

and Burgess 5), Assists - Xavier 12 (Lavender 5, Burrell 3), BYU 10 (Young 4, Ainge 3), Turnovers - Xavier 10, BYU 10. 3-Point FG - Xavier 8-17 (Raymond 3-4, Doellman 3-6, Lavender 2-3, Burrell 0-2, Duncan 0-2), BYU 9-19 (Rose 5-6, Ainge 2-7, Balderson 1-3, Cummond 1-3), Total Fouls - Xavier 19, BYU 23, Technical Fouls - None, A - 20,752

Game 30: Xavier (#9 seed) vs. Ohio State (#1 seed), 2007 NCAA Tournament San Antonio Regional Second Round, Saturday, March 17 at Rupp Arena (Lexington, Ky.)

Xavier (71) - Justin Cage 8-8 6-8 25, Justin Doellman 6-13 0-0 13, Brandon Cole 2-6 2-3 6, Drew Lavender 2-13 0-0 5, Stanley Burrell 1-7 1-3 3, Josh Duncan 4-9 0-0 11, Derrick Brown 1-1 2-2 4, B.J. Raymond 1-3 0-0 2, Johnny Wolf 1-1 0-0 2, Jason Love 0-0 0-0 0, **Totals 26-61 11-16 71**

Ohio State (78) - Ivan Harris 0-2 0-0 0, Greg Oden 5-12 4-7 14, Mike Conley 7-15 6-6 21, Ron Lewis 8-13 7-7 27, Jamar Butler 5-10 0-0 13, David Lighty 0-1 0-0 0, Daequan Cook 1-7 0-0 3, Matt Terwilliger 0-1 0-0 0, Othello Hunter 0-2 0-0 0, **Totals 26-63 17-20 78**

Halftime - Xavier 25, OSU 29, End of Regulation - Xavier 62, OSU 62, Fouled Out - Oden (OSU), Rebounds - Xavier 28 (Doellman 7, Cage 6), OSU 45 (Oden 12, Lewis 8), Assists - Xavier 13 (Lavender 8, Doellman and Burrell 2), OSU 10 (Conley 4, Lewis and Butler 2), Turnovers - Xavier 9, OSU 14, 3-Point FG - Xavier 8-23 (Cage 3-3, Duncan 3-6, Doellman 1-5, Lavender 1-6, Burrell 0-1, Raymond 0-2), OSU 9-21 (Lewis 4-5, Butler 3-7, Conley 1-3, Cook 1-4, Harris 0-2), Total Fouls - Xavier 21, OSU 19, Technical Fouls - None, A - 20,882

Game 31: Xavier (#3 seed) vs. Georgia (#14 seed), 2008 NCAA Tourn. First Round, Thursday, March 20 at Verizon Center (Washington, D.C.)

Georgia (61) - Billy Humphrey 5-9 0-0 12, Albert Jackson 1-6 2-2 4, Dave Bliss 3-4 0-0 6, Sundiata Gaines 6-14 0-0 13, Terrence Woodbury 6-12 1-2 16, Zac Swansy 0-1 0-0 0, Troy Brewer 0-1 0-0 0, Corey Butler 0-2 0-1 0, Jeremy Price 5-7 0-0 10, **Totals 26-56 3-5 61**

Xavier (73) - Josh Duncan 4-9 11-14 20, Derrick Brown 7-9 4-5 19, C.J. Anderson 0-3 6-6 6, Drew Lavender 5-12 2-2 13, Stanley Burrell 0-3 3-4 3, B.J. Raymond 3-9 0-0 8, Dante Jackson 1-1 0-0 3, Jason Love 0-1 1-2 1, **Totals 20-47 27-33 73**

Halftime - Georgia 35, Xavier 26, Fouled Out - Bliss (Georgia), Rebounds - Georgia 31 (Woodbury 7, Jackson 6), Xavier 29 (Brown 11, Duncan 8). Assists - Georgia 10 (Gaines 6, Humphrey 2), Xavier 11 (Burrell 5, Anderson 2, Lavender 2), 3-Point FG - Georgia 6-18 (Woodbury 3-8, Humphrey 2-5, Gaines 1-3, Butler 0-1, Brewer 0-1), Xavier 6-18 (Raymond 2-6, Lavender 1-3, Brown 1-1, Duncan 1-5, Jackson 1-1, Burrell 0-2). Total Fouls - Georgia 22, Xavier 12, Technical Fouls - None, A - 18,400

Game 32: Xavier (#3 seed) vs. Purdue (#6 seed), 2008 NCAA Tourn. Second Round, Sat., March 22 at Verizon Center (Washington, D.C.)

Purdue (78) - Chris Kramer 3-4 0-0 6, Robbie Hummel 2-10 2-2 7, Keaton Grant 4-7 8-10 19, Nemanja Calasan 1-5 0-2 2, E'Twaun Moore 7-18 0-0 15, Tarrance Crump 3-6 5-5 11, Scott Martin 2-6 1-2 6, Marcus Green 3-7 0-0 8, JaJuan Johnson 1-4 2-2 4, **Totals 26-67 18-23 78**

Xavier (85) - Josh Duncan 5-11 4-4 16, Derrick Brown 4-6 0-0 8, C.J. Anderson 6-11 6-8 18, Drew Lavender 4-7 8-8 18, Stanley Burrell 3-6 5-8 11, B.J. Raymond 2-4 1-1 6, Dante Jackson 0-0 0-0 0, Jason Love 3-5 2-4 8, **Totals 27-50 26-33 85**

Halftime - Purdue 32, Xavier 35, Fouled Out - Green (Purdue), Kramer (Purdue), Grant (Purdue), Rebounds - Purdue 37 (Hummel 9, Martin 6), Xavier 34 (An-



Justin Doellman, who scored 23 points in a 2007 NCAA win over BYU, was also a starter on the 2004 Elite Eight team. Doellman will be inducted into Xavier's Athletic Hall of Fame in January, 2020.

der 7, Raymond 6), Assists - Purdue 9 (Martin 2, Green 2, Hummel 2), Xavier 12 (Lavender 9, Brown 1, Anderson 1, Burrell 1), 3-Point FG - Purdue 8-21 (Grant 3-6, Green 2-2, Hummel 1-5, Martin 1-2, Moore 1-4, Calasan 0-1, Crump 0-1), Xavier 5-12 (Duncan 2-5, Lavender 2-3, Raymond 1-3, Brown 0-1). Total Fouls - Purdue 26, Xavier 17, Technical Fouls - None, A - 18,400

Game 33: Xavier (#3 seed) vs. West Virginia (#7 seed), 2008 NCAA Tournament West Region Semifinal, Thursday, March 27 at US Airways Center (Phoenix, Ariz.)

West Virginia (75) - Da'Sean Butler 7-15 1-1 16, Joe Alexander 8-18 2-4 18, Wellington Smith 3-8 2-4 8, Darris Nichols 1-6 4-4 6, Alex Ruoff 6-11 2-3 14, Cam Thoroughman 0-0 1-2 1, Joe Mazzulla 2-7 6-9 10, Ted Talkington 0-0 0-0 0, Jamie Smalligan 1-1 0-0 2, **Totals 28-66 18-27 75**

Xavier (79) - Josh Duncan 7-15 9-10 26, Derrick Brown 3-4 2-4 9, C.J. Anderson 6-12 0-2 12, Drew Lavender 3-11 0-0 9, Stanley Burrell 3-7 1-2 8, B.J. Raymond 3-5 0-2 8, Dante Jackson 1-1 0-0 3, Jason Love 2-4 0-1 4, **Totals 28-59 12-21 79**

Halftime - WVU 25, Xavier 32, End of Regulation - WVU 64, Xavier 64. Fouled Out - Smith (WVU), Alexander (WVU), Brown (Xavier), Anderson (Xavier), Rebounds - West Virginia 38 (Alexander 10, Butler 7), Xavier 41 (Anderson 10, Love 10), Assists - West Virginia 16 (Mazzulla 5, Nichols 4), Xavier 16 (Lavender 7, Burrell 5), 3-Point FG - West Virginia 1-11 (Butler 1-4, Ruoff 0-2, Mazzulla 0-1, Nichols 0-3, Alexander 0-1), Xavier 11-19 (Lavender 3-6, Duncan 3-4, Raymond 2-4, Jackson 1-1, Burrell 1-2, Brown 1-2), Total Fouls - West Virginia 21, Xavier 25, Technical Fouls - None, A - 18,103

Game 34: UCLA (#1 seed) vs. Xavier (#3 seed), 2008 NCAA Tournament West Region Final, Saturday March 29, at US Airways Center (Phoenix, Ariz.)

Xavier (57) - Josh Duncan 4-11 2-3 11, Derrick Brown 6-8

1-3 13, C.J. Anderson 4-10 2-2 10, Drew Lavender 2-9 0-0 5, Stanley Burrell 2-6 3-4 8, Adrion Graves 0-1 0-0 0, Charles Bronson 0-0 0-0 0, B.J. Raymond 1-4 0-0 3, Dante Jackson 1-5 0-0 2, Jason Love 1-4 3-4 5, **Totals 21-58 11-16 57**

UCLA (76) - Josh Shipp 1-7 3-3 5, Luc Ri Mbah a Moute 5-9 3-6 13, Kevin Love 7-11 3-4 19, Russell Westbrook 7-11 2-3 17, Darren Collison 7-12 2-2 19, Mustafa Abdul-Hamid 0-0 0-0 0, Alfred Aboya 0-0 0-0 0, James Keefe 0-0 0-0 0, Lorenzo Mata-Real 0-1 0-0 0, Chace Stanback 1-1 0-0 3, Nikola Dragovic 0-0 0-0 0, **Totals 28-52 13-18 76**

Halftime - Xavier 24, UCLA 33, Fouled Out - None, Rebounds - Xavier 28 (Brown 6, Lavender 6), UCLA 37 (Mbah a Moute 13, Love 10). Assists - Xavier 12

(Lavender 6, Burrell 3), UCLA 17 (Collison 5, Love 4). 3-Point FG - Xavier 4-19 (Duncan 1-6, Lavender 1-3, Burrell 1-2, Raymond 1-3, Graves 0-1, Jackson 0-3, Brown 0-1), UCLA 7-15 (Collison 3-3, Love 2-4, Stanback 1-1, Westbrook 1-3, Shipp 0-4), Total Fouls - Xavier 15, UCLA 19, Technical Fouls - None, A - 18,103

Game 35: Xavier (#4 seed) vs. Portland State (#13 seed), 2009 NCAA Tournament First Round, Friday, March 20 at Taco Bell Arena (Boise, Idaho)

Portland State (59) - Kyle Coston 1-3 1-2 4, Phil Nelson 0-3 0-0 0, Jamie Jones 6-9 4-6 16, Andre Murray 5-9 1-4 14, Jeremiah Dominguez 5-9 1-4 13, Julius Thomas 0-0 0-0 0, Mickey Polis 2-2 0-0 6, Dominic Waters 3-11 0-0 6, Tyrell Mara 0-0 0-0 0, Wendell Wright 0-0 0-0 0, Louis Lee 0-0 0-0 0, **Totals 22-46 7-16 59**

Xavier (77) - Derrick Brown 6-10 1-5 13, C.J. Anderson 6-9 2-3 14, Jason Love 0-1 4-4 4, B.J. Raymond 5-11 0-0 13, Dante Jackson 5-9 0-1 13, Brad Redford 1-2 0-0 3, Stephen Duckett 0-0 0-0 0, Andrew Taylor 0-0 0-0 0, Jamel McLean 2-4 1-1 5, Kenny Frease 2-4 0-0 4, Joe Hughes 0-0 0-0 0, Tu Holloway 2-4 3-4 8, **Totals 29-54 11-18 77**

Halftime - Portland State 35, Xavier 42, Fouled Out - None, Rebounds - Portland State 21 (Jones 5, Nelson 4, Dominguez 4), Xavier 34 (Love 8, Raymond 6, McLean 6), Assists - Portland State 12 (Waters 4, Murray 2, Dominguez 2), Xavier 12 (Jackson 3, Anderson 3), 3-Point FG - Portland State 8-21 (Murray 3-6, Polis 2-2, Dominguez 2-5, Coston 1-2, Nelson 0-2, Waters 0-4), Xavier 8-19 (Raymond 3-7, Jackson 3-7, Redford 1-2, Holloway 1-2, Brown 0-1), Total fouls - Portland State 18, Xavier 17, Technical fouls - None, A - 12,194

Game 36: Xavier (#4 seed) vs. Wisconsin (#12 seed), 2009 NCAA Tournament Second Round, Sunday, March 22 at Taco Bell Arena (Boise, Idaho)

Wisconsin (49) - Marcus Landry 8-14 2-2 18, Jon Leuer 1-2 1-2 4, Joe Krabbenhoft 0-2 0-0 0, Trevon Hughes 3-16 11-13 17, Jason Bohannon 2-12 0-0 5, Jordan Taylor 0-1 0-0 0, Tim Jarmusz 1-1 0-0 3, Rob Wilson 0-0 0-0 0, Keaton Nankivil 1-8 0-0 2, **Totals 16-56 14-17 49**

Xavier (60) - Derrick Brown 3-10 2-2 10, C.J. Anderson 1-6 3-6 5, Jason Love 0-3 2-2 2, B.J. Raymond 4-11 5-6 15, Dante Jackson 2-5 3-4 8, Brad Redford 0-0 0-0 0, Jamel McLean 3-5 0-0 6, Kenny Frease 3-3 1-4 7, Tu Holloway 2-3 2-2 7, **Totals 18-46 18-26 60**

Halftime - Wisconsin 27, Xavier 25, Fouled Out - Krabbenhoft (Wisconsin), Brown (Xavier), Rebounds - Wisconsin 30 (Landry 10, Hughes 4, Bohannon 4), Xavier 37 (Anderson 8, Jackson 5), Assists - Wisconsin 5 (Taylor 2), Xavier 12 (Anderson 3, Holloway 3, Jackson 3), 3-Point FG - Wisconsin 3-20 (Jarmusz 1-1, Bohannon 1-7, Leuer 1-1, Krabbenhoft 0-1, Nankivil 0-1, Hughes 0-7, Jackson 0-2), Xavier 6-14 (Brown 2-3, Raymond 2-7, Jackson 1-2, Holloway 1-2), Total Fouls - Wisconsin 23, Xavier 20, Technical Fouls - None, A - 12,184



Justin Cage was a starter on Xavier's 2004 Elite Eight team as a freshman and scored his career-high of 25 points as a senior in the heartbreaking overtime loss to No. 1 seed Ohio State in the 2007 NCAA Tournament Second Round.

Game 37: Xavier (#4 seed) vs. Pittsburgh (#1 seed), 2009 NCAA Tournament East Regional Semifinal, Thursday, March 26 at TD Banknorth Garden, (Boston, Mass.)

Xavier (55) – Derrick Brown 6-15 0-0 14, C.J. Anderson 2-9 2-2 6, Jason Love 0-0 1-2 1, B.J. Raymond 6-19 2-2 15, Dante Jackson 4-7 0-0 9, Brad Redford 1-4 0-0 3, Jamel McLean 1-4 0-0 2, Kenny Frease 1-3 2-2 4, Tu Holloway 0-3 1-2 1, **Totals: 21-64 8-10 55**

Pittsburgh (60) – Tyrell Biggs 0-0 0-0 0, Sam Young 7-16 4-4 19, DeJuan Blair 5-16 0-1 10, Levance Fields 5-11 2-5 14, Jermaine Dixon 2-9 0-0 4, Gilbert Brown 2-5 2-2 7, Ashton Gibbs 0-3 0-0 0, Brad Wanamaker 1-5 4-7 6, Gary McGhee 0-0 0-0 0, **Totals: 22-65 12-19 60**

Halftime – Xavier 37, Pitt 29, Fouled Out – Jackson (XU), Rebounds – Xavier 44 (Brown 9, Anderson 8), Pitt 44 (Blair 17, Brown 6), Assists – Xavier 9 (Anderson 3, Brown and Holloway 2), Pitt 9 (Fields 6, Young 1, Blair 1, Brown, 1), Turnovers – Xavier 10, Pitt 9. 3-Point FG – Xavier 5-23 (Brown 2-6, Raymond 1-8, Jackson 1-3, Redford 1-4, Holloway 0-2), Pitt 4-15 (Fields 2-5, Young 1-2, Dixon 0-3, Brown 1-2, Gibbs 0-2, Wanamaker 0-1), Total Fouls – Xavier 17, Pitt 13, Technical Fouls – None, A – 18,831

Game 38: Minnesota (#11 seed) vs. Xavier (#6 seed), 2010 NCAA Tournament First Round, Friday, March 19 at Bradley Center (Milwaukee, Wisc.)

Minnesota (54) – Damian Johnson 3-7 1-2 7, Ralph Sampson 2-8 0-0 4, Lawrence Westbrook 6-16 4-4 19, Blake Hofferbar 2-7 0-0 6, Devoe Joseph 1-6 2-3 4, Paul Carter 1-6 1-2 4, Bry-

ant Allen 0-0 0-0 0, Devron Bostick 2-5 0-0 5, Justin Cobbs 0-0 0-0 0, Rodney Williams 0-0 0-0 0, Colton Iverson 2-7 1-3 5, **Totals: 19-62 9-14 54**

Xavier (65) – Jamel McLean 3-9 1-3 7, Dante Jackson 2-7 3-4 9, Jason Love 1-9 5-5 7, Tu Holloway 2-10 2-3 6, Jordan Crawford 11-21 1-2 28, Mark Lyons 1-4 0-0 2, Brad Redford 0-0 0-0 0, Andrew Taylor 0-0 0-0 0, Kenny Frease 3-6 0-2 6, **Totals: 23-67 12-19 65**

Halftime – Minnesota 26, Xaver 26, Fouled Out – None, Rebounds – Minnesota 41 (Carter 9, Hofferbar 7), Xavier 50 (McLean 14, Love 8), Assists – Minnesota 14 (Johnson 4, Joseph 4), Xavier 15 (Crawford 5, Holloway 4), 3-Point FG – Minnesota 7-26 (Westbrook 3-8, Hofferbar 2-6, Carter 1-3, Bostick 1-3, Johnson 0-3, Joseph 0-3), Xavier 7-20 (Crawford 5-11, Jackson 2-6, Holloway 0-2, Lyons 0-1), Total Fouls – Minnesota 18, Xavier 16, Technical Fouls – None, A – 17,847

Game 39: Xavier (#6 seed) vs. Pittsburgh (#3 seed), 2010 NCAA Tournament Second Round, Sunday, March 21 at Bradley Center (Milwaukee, Wisc.)

Xavier (71) – Jamel McLean 1-4 0-2 2, Dante Jackson 3-6 0-2 9, Jason Love 5-8 4-5 14, Tu Holloway 4-7 5-5 13, Jordan Crawford 9-15 5-5 27, Mark Lyons 0-3 1-4 1, Brad Redford 2-3 0-0 5, Andrew Taylor 0-0 0-0 0, Kenny Frease 0-4 0-0 0, **Totals: 24-50 15-23 71**

Pittsburgh (68) – Nasir Robinson 4-8 0-1 8, Gary McGhee 0-1 0-0 0, Ashton Gibbs 6-16 3-4 19, Brad Wanamaker 5-13 6-10 16, Jermaine Dixon 1-9 0-0 2, Travon Woodall 2-5 0-0 4, Chase Adams 0-0 0-0 0, Gilbert Brown 5-9 1-1 14, Dante Taylor 2-3 1-2 5, J.J. Richardson 0-0 0-0 0, **Totals: 25-64 11-18 68**

Halftime – Xavier 35, Pittsburgh 28, Fouled Out – Brown (Pittsburgh), Rebounds – Xavier 31 (Love 8, McClean 6, Crawford 6), Pittsburgh 40 (Wanamaker 10, Dixon 5, Woodall 5), Assists – Xavier 9 (Holloway 3, Lyons 2), Pittsburgh 12 (Wanamaker 5, Woodall 5), 3-Point FG – Xavier 8-16 (Crawford 4-7, Jackson 3-6, Redford 1-2, Lyons 0-1), Pittsburgh 7-21 (Gibbs 4-13, Brown 3-4, Robinson 0-1, Wanamaker 0-1, Dixon 0-1, Woodall 0-1), Total Fouls – Xavier 16, Pittsburgh 18, Technical Fouls – None, A – 18,031

Game 40: Xavier (#6 seed) vs. Kansas State (#2 seed), 2010 NCAA Tournament West Regional Semifinal, Thursday March 25 at EnergySolutions Arena (Salt Lake City, Utah)

Xavier (96) – Jamel McLean 0-2 5-6 5, Jason Love 5-13 1-2 11, Dante Jackson 4-7 0-0 11, Tu Holloway 6-14 10-13 26, Jordan Crawford 13-29 3-4 32, Brian Walsh 0-0 0-0 0, Mark Lyons 1-3 0-0 2, Brad Redford 2-4 0-0 6, Kevin Feeney 0-0 0-0 0, Andrew Taylor 0-0 3-4 3, Kenny Frease 0-0 0-0 0, **Totals: 31-72 22-29 96**

Kansas State (101) – Dominique Sutton 2-3 0-1 4, Curtis Kelly 9-17 3-6 21, Luis Colon 1-1 0-3 2, Jacob Pullen 9-20 4-4 28, Denis Clemente 10-24 3-3 25, Jordan Henriquez 0-1 0-0 0, Martavious Irving 0-1 0-0 0, Rodney McGruder 0-1 0-0 0, Chris Merriewether 0-0 3-4 3, Jamar Samuels 4-7 6-8 14, Wally Judge 2-3 0-0 4, **Totals: 37-78 19-29 101**

Halftime – Xavier 32, Kansas State 31, **End of Regulation** – Xavier 72, Kansas State 72, **End of First Overtime** – Xavier 87, Kansas State 87, Fouled Out – McLean (Xavier), Sutton (Kansas State), Judge (Kansas State), Rebounds – Xavier 51 (Love 15, McLean 7), Kansas State 40 (Kelly 8, Clemente 5, Samuels 5), Assists – Xavier 12 (Holloway 6, Jackson 2, Crawford 2, Lyons 2), Kansas State 19 (Clemente 5, Kelly 4), 3-Point FG – Xavier 12-28 (Holloway 4-6, Jackson 3-6, Crawford 3-12, Redford 2-4), Kansas State 8-19 (Pullen 6-12, Clemente 2-6, Samuels 0-1), Total Fouls – Xavier 28, Kansas State 25, Technical Fouls – Lyons (Xavier), Clemente (Kansas State), A -17,254

Game 41: Xavier (#6 seed) vs. Marquette (#11 seed), 2011 NCAA Tournament Second Round, Friday, March 18 at Quicken Loans Arena (Cleveland, Ohio)

Marquette (66) – Erik Williams 2-3 1-1 5, Jimmy Butler 5-8 5-6 15, Chris Otule 0-2 0-0 0, Darius Johnson-Odom 6-11 3-5 19, Dwight Buycks 3-7 1-2 8, Vander Blue 0-1 0-0 0, Junior Cadougan 2-2 1-3 5, Joseph Fulce 0-0 0-0 0, Jamaal Jones 0-0 0-0 0, Jae Crowder 4-6 2-2 10, Robert Frozena 0-1 0-0 0, Davante Gardner 2-4 0-0 4, **Totals: 24-45 13-19 66**

Xavier (55) – Jamel McLean 1-6 2-5 4, Kenny Frease 4-6 4-4 12, Mark Lyons 3-9 0-0 6, Dante Jackson 4-11 1-2 10, Tu Holloway 1-8 2-2 5, Jordan Latham 0-0 0-0 0, Jay Canty 0-0 0-0 0, Andrew Taylor 7-8 2-2 16, Jeff Robinson 1-3 0-0 2, Griffin McKenzie 0-0 0-0 0, **Totals: 21-51 11-15 55**

Halftime – Marquette 33, Xavier 20, Fouled Out – Otule (Marquette), Rebounds – Marquette 26 (Crowder 6, Butler 5, Gardner 5), Xavier 30 (McLean 9, Frease 5), Assists – Marquette 13 (Butler 4, Johnson-Odom 2, Buycks 2, Crowder 2), Xavier 11 (Holloway 5, Frease 2, Lyons 2). 3-Point FG – Marquette 5-12 (Johnson-Odom 4-6, Buycks 1-3, Williams 0-1, Crowder 0-2), Xavier 2-13 (Holloway 1-5, Jackson 1-5, Robinson 0-1, Lyons 0-2), Total Fouls – Marquette 18, Xavier 19. Technical Fouls – None, A – 20,164

Game 42: Xavier (#10 Seed) vs. Notre Dame (#7 Seed), 2012 NCAA Tournament Second Round, Friday, March 16 at Greensboro Coliseum (Greensboro, N.C.)

Xavier (67) – Dezmine Wells 3-6 7-11 14, Andre Walker 1-1 6-10 8, Kenny Frease 4-8 2-2 10, Mark Lyons 3-9 0-0 8, Tu Holloway 10-15 3-4 25, Dee Davis 0-0 0-0 0, Brad Redford 0-0 0-0 0, Jeff Robinson 1-5 0-0 2, Travis Taylor 0-0 0-0 0, **Totals: 22-44 18-27 67**

Notre Dame (63) – Pat Connaughton 4-7 0-0 10, Jack Cooley 8-8 2-6 18, Eric Atkins 2-7 1-2 7, Scott Martin 4-9 1-1 11, Gerian Grant 4-13 0-0 11, Alex Dragicevich 1-3 0-0 2, Tom Knight 2-2 0-0 4, Joey Brooks 0-0 0-0 0, **Totals: 25-49 4-9 63**

Halftime – Xavier 31, Notre Dame 33, Fouled Out – Martin (Notre Dame), Rebounds – Xavier 30 (Wells 11, Walker 6), Notre Dame 21 (Cooley 7, Martin 7), Assists – Xavier 11 (Lyons 6, Holloway 2), Notre Dame 19 (Grant 7, Martin 3, Dragicevich 3), 3-Point-FG – Xavier 5-10 (Wells 1-2, Lyons 2-4, Holloway 2-4), Notre Dame 9-21 (Connaughton 2-4, Atkins 2-4, Martin 2-5, Grant 3-6, Dragicevich 0-2), Total Fouls – Xavier 14, Notre Dame 16. Technical Fouls- None, A – 16,523

Game 43: Lehigh (#15 Seed) vs. Xavier (#10 Seed), 2012 NCAA Tournament Third Round, Sunday, March 18 at Greensboro Coliseum (Greensboro, N.C.)

Lehigh (58) – John Adams 2-7 0-0 4, Gabe Knutson 3-5 5-6 11, Jordan Hamilton 0-6 0-0 0, C.J. McCollum 5-22 4-4 14, Mackey McKnight 7-15 3-8 20, Anthony D'Orazio 0-0 0-0 0, Holden Greiner 1-2 0-0 2, Stefan Cvrkajl 0-1 0-0 0, Justin Manneri 1-1 1-2 3, B.J. Bailey 2-5 0-0 4, **Totals: 21-64 13-20 58**

Xavier (70) – Dezmine Wells 0-2 0-0 0, Andre Walker 2-4 1-2 5, Kenny Frease 11-13 3-5 25, Mark Lyons 2-8 2-3 7, Tu Holloway 6-15 5-7 21, Dee Davis 2-3 0-0 6, Brad Redford 0-1 0-0 0, Justin Martin 1-3 0-0 2, Jeff Robinson 0-4 4-4 4, Travis Taylor 0-1 0-0 0, Griffin McKenzie 0-0 0-0 0, **Totals: 24-54 15-21 70**

Halftime – Lehigh 37, Xavier 33, Fouled Out – Knutson (Lehigh), Rebounds – Lehigh 36 (McCollum 8, Knutson 6), Xavier 43 (Frease 12, Robinson 8), Assists – Lehigh 4 (Bailey 2, McCollum 1, McKnight 1), Xavier 8 (Lyons 3, Walker 2, Holloway 2). 3-Point-FG – Lehigh 3-22 (Adams 0-4, Hamilton 0-4, McCollum 0-6, McKnight 3-7, Bailey 0-1), Xavier 7-15 (Wells 0-1, Lyons 1-1, Holloway 4-8, Davis 2-3, Redford 0-1, Martin 0-1), Total Fouls – Lehigh 20, Xavier 15. Technical Fouls- None, A – 18,722

Game 44: Xavier (#10 Seed) vs. Baylor (#3 Seed), 2012 NCAA Tournament Regional Semifinal, Friday, March 23 at Georgia Dome (Atlanta, Ga.)

Xavier (70) – Dezmine Wells 1-6 0-0 2, Andre Walker 0-2 0-0 0, Kenny Frease 7-10 4-5 18, Mark Lyons 5-15 6-9 16, Tu Holloway 6-13 9-10 22, Dee Davis 1-1 0-0 2, Brad Redford 0-0 0-0 0, Justin Martin 2-4 0-0 6, Jeff Robinson 2-4 0-0 4, Travis Taylor 0-1 0-0 0, **Totals: 24-56 19-24 70**

Baylor (75) – Quincy Acy 8-11 4-4 20, Quincy Miller 3-7 0-0 6, Perry Jones III 7-8 0-0 14, Brady Heslip 3-7 4-4 11, Pierre Jackson 5-12 3-10 16, Deuce Bello 0-2 1-2 1, A.J. Walton 1-4 0-0 2, Cory Jefferson 0-1 0-0 0, Anthony Jones 2-5 0-0 5, **Totals: 29-57 12-14 75**

Halftime – Xavier 29, Baylor 36, Fouled Out – Walton (Baylor), Rebounds – Xavier 29 (Wells 5, Martin 5), Baylor 35 (Acy 15, Jones III 5), Assists – Xavier 10 (Holloway 3, Lyons 2, Walker 2), Baylor 21 (Jackson 10, Walton 5). 3-Point-FG – Xavier 3-15 (Wells 0-2, Walker 0-1, Lyons 0-4, Holloway 1-5, Martin 2-3), Baylor 5-15 (Miller 0-2, Heslip 1-3, Jackson 3-7, Walton 0-1, Jones 1-2), Total Fouls – Xavier 15, Baylor 17. Technical Fouls – None, A - 24,731

Game 45: North Carolina State (#12 Seed) vs. Xavier (#12 Seed), 2014 NCAA Tournament First Round-Midwest Region, Tuesday, March 18 at University of Dayton Arena (Dayton, Ohio)

North Carolina State (74) – T.J. Warren 10-18 5-8-25, Kyle Washington 3-3-0-6, Jordan Vandenberg 4-5-1-1-6-9, Tyler Lewis 3-6-0-1-7, Ralston Turner 6-11-2-2-17, Anthony Barber 1-1-0-0-2, Desmond Lee 0-4-4-4-4, Lennard Freeman 1-3-0-0-2, BeelJay Anya 1-2-0-0-2, **Totals: 29-53 12-16-74**

Xavier (59) – Justin Martin 3-12-2-2-8, Isaiah Philmore 4-6-3-4-11, Matt Stainbrook 9-15-1-4-19, Semaj Christon 6-11-1-2-14, Dee Davis 1-4-2-2-5, Jalen Reynolds 0-2-2-2-2, James Farr 0-0-0-0-0, Brandon Randolph 0-0-0-0-0, Myles Davis 0-3-0-0-0, Erik Stenger 0-0-0-0-0, **Totals: 23-55 11-16-59**

Halftime – North Carolina State 34, Xavier 28, Rebounds – North Carolina State 29 (Freeman 6, Warren 5), Xavier 31 (Stainbrook 9, Reynolds 7), Assists – North Carolina State 16 (Lewis 8, Warren 2, Vandenberg 2, Turner 2), Xavier 7 (Christon 4, D. Davis 2). 3-Point-FG – North Carolina State 4-14 (Warren 0-2, Lewis 1-3, Turner 3-7, Lee 0-2), Xavier 2-14 (Martin 0-6, Christon 1-2, D. Davis 1-3, M. Davis 0-3), Total Fouls – North Carolina State 14, Xavier 17. Technical Fouls – None, A - 12,077

Game 46: Ole Miss (#11 Seed) vs. Xavier (#6 Seed), 2015 NCAA Tournament Second Round, Thursday, March 19 at Veterans Memorial Arena (Jacksonville, Fla.)

Ole Miss (57) – M.J. Rhett 6-9 0-0 12, Sebastian Saiz 2-5 0-0 4, Martavious Newby 3-12 0-1 7, Jarvis Summers 0-8 0-0 0, Stefan Moody 5-18 2-2 14, Terence Smith 1-3 0-0 3, LaDarius White 4-10 1-2 11, Anthony Perez 0-1 0-0 0, Dwight Coleby 2-4 0-0 4, Aaron Jones 1-3 0-0 2, **Totals: 24-73 3-5 57**

Xavier (76) – James Farr 2-3 1-4 6, Trevon Bluiett 1-5 2-2 4, Matt Stainbrook 8-10 4-4 20, Remy Abell 3-5 1-1 8, Dee Davis 5-10 3-4 17, Larry Austin Jr. 1-2 0-0 2, Jalen Reynolds 2-12 2-4 6, Brandon Randolph 0-0 0-0 0, Myles Davis 2-5 0-0 6, Sean O'Mara 0-0 1-2 1, J.P. Macura 2-4 0-0 6, **Totals: 26-56 14-21 76**

Halftime – Ole Miss 24, Xavier 36, Fouled Out – None, Rebounds – Ole Miss 39 (Newby 13, Saiz 5), Xavier 44 (Farr 13, Stainbrook 9), Assists – Ole Miss 16 (Summers 7, Moody 4), Xavier 17 (Stainbrook 5, D. Davis 3), 3-Point-FG – Ole Miss 6-27 (Newby 1-3, Summers 0-4, Moody 2-9, Smith 1-3, White 2-7, Perez 0-1), Xavier 10-23 (Farr 1-1, Bluiett 0-2, Abell 1-2,

D. Davis 4-9, M. Davis 2-5, Macura 2-4), Total Fouls – Ole Miss 21, Xavier 14. Technical Fouls – Xavier, Stainbrook, A- 11,758

Game 47: Georgia State (#14 Seed) vs. Xavier (#6 Seed), 2015 NCAA Tournament Third Round, Saturday, March 21 at Veterans Memorial Arena (Jacksonville, Fla.)

Georgia State (67) – Markus Crider 5-8 0-0 10, Curtis Washington 4-5 0-0 8, Kevin Ware 3-4 2-4 8, Ryann Green 1-4 0-0 2, R.J. Hunter 6-15 5-5 20, Isaiah Dennis 0-1 0-0 0, Jalen Brown 1-1 0-0 3, Jordan Session 1-1 0-0 2, T.J. Shipes 3-3 2-4 8, Carter Cagle 0-0 0-0 0, Ryan Harrow 2-4 0-0 6, **Totals: 26-46 9-13 67**

Xavier (75) – James Farr 0-1 2-2 2, Trevon Bluiett 1-3 0-0 3, Matt Stainbrook 4-5 1-2 9, Remy Abell 2-5 4-5 8, Dee Davis 3-3 8-9 15, Larry Austin Jr. 0-0 0-0 0, Jalen Reynolds 8-9 5-5 21, Myles Davis 5-8 2-2 17, Sean O'Mara 0-0 0-0 0, J.P. Macura 0-0 0-0 0, **Totals: 23-34 22-25 75**

Halftime – Georgia State 28, Xavier 32, Fouled Out – Crider (Georgia State), Green (Georgia State), Rebounds – Georgia State 12 (Hunter 4, Washington 3), Xavier 23 (Stainbrook 6, Reynolds 6), Assists – Georgia State 17 (Hunter 5, Ware 4), Xavier 13 (D. Davis 5, Abell 2, Stainbrook 2, Bluiett 2), 3-Point-FG – Georgia State 6-14 (Green 0-1, Hunter 3-8, Brown 1-1, Harrow 2-4), Xavier 7-13 (Bluiett 1-2, Abell 0-2, D. Davis 1-1, M. Davis 5-8), Total Fouls – Georgia State 22, Xavier 17. Technical Fouls – None, A – 13,687

Game 48: Xavier (#6 Seed) vs. Arizona (#2 Seed), 2015 NCAA Tournament West Regional Semifinal, Thursday, March 26 at Staples Center (Los Angeles, CA)

Xavier (60) – Farr 1-3 0-0 2, Bluiett 1-6 0-0 2, Stainbrook 6-11 5-7 17, Remy Abell 1-4 2-2 5, Dee Davis 5-7 1-2 12, Larry Austin Jr. 0-0 0-0 0, Jalen Reynolds 5-9 2-2 12, Myles Davis 2-7 3-3 8, J.P. Macura 1-4 0-0 2, **Totals: 22-51 13-16 60**

Arizona (68) – Stanley Johnson 4-10 2-2 12, Brandon Ashley 3-7 2-3 8, R. Hollis-Jefferson 1-4 3-4 5, Kaleb Tarczewski 3-8 6-6 12, T.J. McConnell 6-14 4-4 17, Parker Jackson-Cartwright 1-1 0-0 2, Gabe York 3-8 0-0 9, Dusan Ristic 0-0 0-0 0, Elliott Pitts 1-2 0-0 3, **Totals: 22-54 17-19 68**

Halftime – Xavier 28, Arizona 28, Fouled Out – None, Rebounds – Xavier 31 (Stainbrook 10, M. Davis 5), Arizona 33 (Tarczewski 12, McConnell 7), Assists – Xavier 9 (D. Davis 4, Stainbrook 2, M. Davis 2), Arizona 10 (McConnell 5, Jackson-Cartwright 2), 3-Point-FG – Xavier 3-17 (Farr 0-1, Bluiett 0-4, Stainbrook 0-1, Abell 1-3, D. Davis 1-2, M. Davis 1-3, Macura 0-3), Arizona 7-22 (Johnson 2-5, Ashley 0-1, Hollis-Jefferson 0-1, McConnell 1-6, York 3-8, Pitts 1-1), Total Fouls – Xavier 16, Arizona 14. Technical Fouls – None, A – 18,809

Game 49: Weber State (#15 Seed) vs. Xavier (#2 Seed), 2016 NCAA Tournament First Round, Friday, March 18 at Scottrade Center (St. Louis, Mo.)

Weber State (53) – Joel Bolomboy 6-15 1-3 14, Zach Braxton 3-5 1-3 7, Ryan Richardson 0-1 0-0 0, Mckay Cannon 4-12 0-0 10, Jeremy Senglin 3-11 1-2 7, Cody John 0-0 0-0 0, Richaud Gittens 3-7 1-2 8, Dusty Baker 1-1 0-0 2, Kyndahl Hill 2-5 1-1 5, **Totals: 22-57 5-11 53**

Xavier (71) – Jalen Reynolds 6-9 0-0 12, Edmond Sumner 1-6 0-0 2, Trevon Bluiett 4-10 0-0 10, Remy Abell 4-7 0-0 11, Myles Davis 3-9 0-0 6, Larry Austin Jr. 0-0 0-0 0, James Farr 7-15 4-4 18, Alex Bergen 0-0 0-0 0, Tim Stainbrook 0-0 0-0 0, Kaiser Gates 3-3 0-0 7, Kevin Coker 0-0 0-0 0, Sean O'Mara 0-0 0-0 0, J.P. Macura 2-3 0-0 5, **Totals: 30-62 4-4 71**

Halftime – Weber State 23, Xavier 34, Fouled Out – None, Rebounds – Weber State 27 (Bolomboy 10, Hill 4), Xavier 43 (Farr 15, Davis 8), Assists – Weber State 9 (Cannon 5, Senglin 3), Xavier 14 (Sumner 6, Davis 6), 3-Point FG – Weber State

4-21 (Bolomboy 1-3, Richardson 0-1, Cannon 2-8, Senglin 0-5, Gittens 1-4), Xavier 7-14 (Sumner 0-1, Bluiett 2-6, Abell 3-3, Davis 0-2, Gates 1-1, Macura 1-1), Total Fouls – Weber State 14, Xavier 16, Technical Fouls – None, A-14,425

Game 50: Wisconsin (#7 Seed) vs. Xavier (#2 Seed), 2016 NCAA Tournament Second Round, Sunday, March 20 at Scottrade Center (St. Louis, Mo.)

Wisconsin (66) – Nigel Hayes 2-10 2-4 6, Ethan Happ 7-10 4-5 18, Vitto Brown 5-9 0-0 12, Zak Showalter 2-5 0-0 4, Bronson Koenig 6-15 2-2 20, Jordan Hill 1-5 0-0 2, Charlie Thomas 0-1 0-0 0, Khalil Iverson 1-1 0-0 2, Alex Illiainen 1-3 0-0 2, **Totals: 25-59 8-13 66**

Xavier (63) – Jalen Reynolds 6-7 1-2 13, Edmond Sumner 4-13 3-7 11, Trevon Bluiett 3-11 0-0 7, Remy Abell 3-9 5-5 13, Myles Davis 1-5 2-2 5, Larry Austin Jr. 0-0 0-0 0, James Farr 0-1 2-3 2, Kaiser Gates 0-0 1-2 1, Sean O'Mara 2-2 0-0 4, J.P. Macura 3-6 0-0 7, **Totals: 22-54 14-21 63**

Halftime – Wisconsin 30, Xavier 33, Fouled Out – None, Rebounds – Wisconsin 38 (Hayes 8, Happ 7, Koenig 7), Xavier 36 (Reynolds 9, Sumner 6, Bluiett 6), Assists – Wisconsin 12 (Hayes 3, Hill 3), Xavier 10 (Sumner 5, Abell 2, Macura 2), 3-Point FG – Wisconsin 8-27 (Hayes 0-5, Brown 2-5, Showalter 0-1, Koenig 6-12, Hill 0-2, Thomas 0-1, Illiainen 0-1), Xavier 5-16 (Sumner 0-3, Bluiett 1-2, Abell 2-5, Davis 1-3, Macura 1-3), Total Fouls – Wisconsin 21, Xavier 17, Technical Fouls – None, A-15,169

Game 51: Xavier (#11 Seed) vs. Maryland (#6 Seed), 2017 NCAA Tournament First Round, Thursday, March 16 at Amway Center (Orlando, Fla.)

Xavier (76): Tyrique Jones 0-1 0-0 0, Quentin Goodin 3-7 3-3 9, Trevon Bluiett 7-15 2-2 21, Malcolm Bernard 2-4 1-2 6, J.P. Macura 4-10 2-6 10, Kaiser Gates 4-7 0-0 11, RaShid Gaston 0-0 1-2 1, Sean O'Mara 5-6 8-9 18, **Totals: 25-50 17-24 76**

Maryland (65): Justin Jackson 5-9 2-3 14, Damonte Dodd 0-0 2-4 2, Anthony Cowan 1-4 2-2 4, Melo Trimble 5-15 2-4 13, Kevin Huertter 5-13 6-6 19, Jaylen Brantley 1-3 0-0 3, Dion Wiley 0-1 0-0 0, L.G. Gill, 0-1 0-0 0, Jared Nickens 1-2 0-0 2, Ivan Bender 4-6 0-0 8, **Totals: 22-54 14-19 65**

Halftime – Xavier 35, Maryland 36, Fouled Out – None,



Trevon Bluiett averaged 21.3 ppg. for Xavier's four games in the 2017 NCAA Tournament Elite Eight run, earning a spot on the five-member NCAA All-West Regional Team.

Rebounds – Xavier 34 (O'Mara 7, Bernard 6), Maryland 24 (Huertter 4, Cowan 4), Assists – Xavier 15 (Goodin 9, Bernard 2), Maryland 13 (Huertter 5, Cowan 5), 3-Point FG – Xavier 9-23 (Goodin 0-1, Bluiett 5-10, Bernard 1-2, Macura 0-4, Gates 3-6), Maryland 7-27 (Jackson 2-3, Cowan 0-1, Trimble 1-9, Huertter 3-8, Brantley 1-3, Wiley 0-1, Gill 0-1, Nickens 0-1), Total Fouls – Xavier 17, Maryland 19, Technical Fouls – None, A – 15,869

Game 52: Xavier (#11 Seed) vs. Florida State (#3 Seed), 2017 NCAA Tournament Second Round, Saturday, March 18 at Amway Center (Orlando, Fla.)

Xavier (91): Tyrique Jones 6-7 1-1 13, Quentin Goodin 2-8 1-3 6, Trevon Bluiett 8-14 10-19 29, Malcolm Bernard 2-3 1-1 6, J.P. Macura 4-10 0-0 10, Leighton Schrand 0-1 0-0 0, Cullen Barr 0-0 0-0 0, Alex Bergen 0-0 0-0 0, Tim Stainbrook 0-1 0-0 0, Kaiser Gates 5-6 0-0 14, Conor Peterson 0-0 0-0 0, RaShid Gaston 1-2 0-0 2, Sean O'Mara 2-2 7-7 11, **Totals: 30-54 20-26 91**

Florida State (66): Jonathan Isaac 4-7 0-1 8, Michael Ojo 0-0 4-4 4, Dwayne Bacon 9-18 2-2 20, Terance Mann 0-2 1-2 1, Xavier Rathan-Mayes 7-15 1-3 16, Phil Cofer 0-1 0-0 0, CJ Walker 0-3 0-0 0, Trent Forrester 0-2 0-0 0, PJ Savoy 2-5 4-5 10, Braian Angola-Rodas 1-5 2-2 5, Christ Koumadje 0-0 0-0 0, Jarquez Smith 1-1 0-0 2, Brandon Allen 0-0 0-0 0, **Totals: 24-60 14-19 66**

Halftime: Xavier 44, Florida State 34, Fouled Out – Isaac (Florida State), Rebounds – Xavier 36 (Bluiett 6, Bernard 5, Gates 5, O'Mara 5), Florida State 33 (Isaac 12, Rathan-Mayes 7), Assists – Xavier 20 (Goodin 5, Macura 5), Florida State 10 (Rathan-Mayes 3, Bacon 3), 3-Point FG – Xavier 11-17 (Goodin 1-1, Bluiett 3-5, Bernard 1-2, Macura 2-3, Stainbrook 0-1, Gates 4-5), Florida State 4-21 (Isaac 0-1, Bacon 0-5, Mann 0-2, Rathan-Mayes 1-5, Walker 0-1, Savoy 2-4, Angola-Rodas 1-3), Total Fouls – Xavier 20, Florida State 24, Technical Fouls – None, A – 17,308

Game 53: Xavier (#11 Seed) vs. Arizona (#2 Seed), 2017 NCAA Tournament West Regional Semifinal, Thursday, March 23 at SAP Center (San Jose, Calif.)

Xavier (73): Tyrique Jones 2-5 0-0 4, Quentin Goodin 1-5 0-0 2, Trevon Bluiett 9-17 4-4 25, Malcolm Bernard 5-6 2-3 15, J.P. Macura 5-11 4-5 14, Kaiser Gates 1-3 1-1 3, RaShid Gaston 1-1 0-0 2, Sean O'Mara 4-5 0-3 8, **Totals: 28-53 11-16 73**

Arizona (71): Lauri Markkanen 3-9 2-2 9, Dusan Ristic 7-10 3-3 17, Rawle Alkins 2-7 0-0 4, Kadeem Allen 3-7 0-0 8, Alonzo Trier 8-19 0-0 19, Parker Jackson-Cartwright 1-5 2-2 5, Kobi Simmons 2-4 1-2 5, Chance Comanche 1-1 2-2 4, Keanu Pinder 0-0 0-0 0, **Totals: 27-62 10-11 71**

Halftime – Xavier 35, Arizona 37, Fouled Out – None, Rebounds – Xavier 27 (Macura 7, Bernard 6), Arizona 35 (Trier 9, Markkanen 8), Assists – Xavier 14 (Goodin 6, Macura 5), Arizona 14 (Jackson-Cartwright 5, Trier 3, Allen 3), 3-Point FG – Xavier 6-16 (Goodin 0-1, Bluiett 3-8, Bernard 3-3, Macura 0-2, Gates 0-2), Arizona 7-27 (Markkanen 1-6, Alkins 0-3, Allen 2-3, Trier 3-10, Jackson-Cartwright 1-4, Simmons 0-1), Total Fouls – Xavier 14, Arizona 18, Technical Fouls – Bluiett (Xavier), Allen (Arizona), A – 16,884

Game 54: Xavier (#11 Seed) vs. Gonzaga (#1 Seed), 2017 NCAA Tournament West Regional Final, Saturday, March 25 at SAP Center (San Jose, Calif.)

Xavier (59): Tyrique Jones 2-2 0-0 4, Quentin Goodin 3-8 3-3 9, Trevon Bluiett 3-14 3-5 10, Malcolm Bernard 2-8 1-4 5, J.P. Macura 7-13 3-4 18, Leighton Schrand 0-0 0-0 0, Cullen Barr 0-0 0-0 0, Alex Bergen 0-0 0-0 0, Tim Stainbrook 0-1 0-0 0, Kaiser Gates 1-5 1-2 3, Conor Peterson 0-0 0-0 0, RaShid Gas-

ton 2-4 1-2 5, Sean O'Mara 2-7 1-2 5, **Totals: 22-62 13-22 59**

Gonzaga (83): Johnathan Williams 8-12 2-8 19, Przemek Karnowski 2-4 1-3 5, Jordan Mathews 2-9 5-5 11, Nigel Williams-Goss 7-19 5-8 23, Josh Perkins 4-8 0-0 11, Silas Melson 2-2 0-0 5, Bryan Albers 0-0 0-0 0, Rui Hachimura 1-1 0-0 3, Jeremy Jones 0-0 0-0 0, Ryan Edwards 0-0 0-0 0, Zach Collins 3-4 0-1 6, Killian Tillie 0-2 0-0 0, Dustin Triano 0-0 0-0 0, **Totals: 29-61 13-25 83**

Halftime – Xavier 39, Gonzaga 49, Fouled Out – Collins (Gonzaga), Rebounds – Xavier 41 (Gates 7, Bluiett 7), Gonzaga 41 (Williams-Goss 8, Williams 8), Assists – Xavier 6 (Macura 2, Goodin 2), Gonzaga 15 (Williams-Goss 4, Karnowski 3), 3-Point FG – Xavier 2-16 (Goodin 0-1, Bluiett 1-6, Bernard 0-3, Macura 1-2, Stainbrook 0-1, Gates 0-3), Gonzaga 12-24 (Williams 1-1, Mathews 2-7, Williams-Goss 4-7, Perkins 3-7, Melson 1-1, Hachimura 1-1), Total Fouls – Xavier 22, Gonzaga 19, Technical Fouls – Team (Xavier), A – 17,011

Game 55: Texas Southern (#16 Seed) vs. Xavier (#1 Seed), 2018 NCAA Tournament First Round, Friday, March 16 at Bridgestone Arena (Nashville, Tenn.)

Texas Southern (83): Donte' Clark 2-7 8-9 12, Derrick Bruce 6-16 3-4 18, Domontrae Jefferson 7-22 4-4 20, Trayvon Reed 4-6 2-2 10, Cainan McClelland 0-0 0-0 0, Lamont Walker 2-2 0-0 4, Marquis Salmon 1-2 3-4 5, Robert Lewis 4-10 3-4 14, **Totals: 26-65 23-27 83**

Xavier (102): Quentin Goodin 2-5 1-4 6, Trevon Bluiett 7-17 9-13 26, Kerem Kanter 11-15 1-2 24, Naji Marshall 1-1 1-1 3, J.P. Macura 11-16 2-3 29, Tyrique Jones 2-3 3-3 7, Paul Scruggs 1-3 1-2 4, Elias Harden 0-1 1-2 1, Leighton Schrand 0-0 0-0 0, Nick Vanderpohl 0-0 0-0 0, Matt Singleton 0-0 0-0 0, Kaiser Gates 0-1 2-2 2, Sean O'Mara 0-2 0-0 0, **Totals: 35-64 21-32 102**

Halftime – Texas Southern 37, Xavier 49, Fouled Out – Clark (Texas Southern), Reed (Texas Southern), Gates (Xavier), Rebounds – Texas Southern 31 (Salmon 9, Reed 6), Xavier 42 (Marshall 6, Macura 6), Assists – Texas Southern 12 (Jefferson 7, Lewis 2), Xavier 19 (Goodin 7, Bluiett 3, Jones 3, Scruggs 3), 3-Point FG – Texas Southern 8-25 (Clark 0-2, Bruce 3-10, Jefferson 2-6, Lewis 3-7), Xavier 11-24 (Goodin 1-2, Bluiett 3-10, Kanter 1-2, Macura 5-6, Scruggs 1-3, Gates 0-1), Total Fouls – Texas Southern 21, Xavier 22, Technical Fouls – Jefferson (Texas Southern, Team (Texas Southern), A – 17,549

Game 56: Florida State (#9 Seed) vs. Xavier (#1 Seed), 2018 NCAA Tournament Second Round, Sunday, March 18 at Bridgestone Arena (Nashville, Tenn.)

Florida State (75): Phil Cofer 3-8 3-3 10, CJ Walker 0-3 2-2 2, Braian Angola-Rodas 5-12 2-2 15, Christ Koumadje 0-1 2-2 2, Brandon Allen 0-0 0-0 0, Trent Forrester 5-8 4-5 14, PJ Savoy 3-6 2-2 11, Ike Obiagu 1-1 0-0 2, Terance Mann 4-5 1-2 10, MJ Walker 0-0 0-0 0, Mfondu Kabengele 3-5 3-4 9, **Totals: 24-55 19-22 75**

Xavier (70): Quentin Goodin 2-5 2-2 6, Trevon Bluiett 2-8 3-4 8, Kerem Kanter 6-10 3-4 15, Naji Marshall 0-1 0-0 0, J.P. Macura 6-8 3-6 17, Tyrique Jones 2-3 3-6 7, Paul Scruggs 3-9 4-6 11, Kaiser Gates 2-5 1-2 6, Sean O'Mara 0-0 0-0 0, **Totals: 23-49 19-30 70**

Halftime – Florida State 32, Xavier 34, Fouled Out – Macura (Xavier), Rebounds – Florida State 32 (Angola-Rodas 6, Kabengele 6), Xavier 33 (Kanter 6, Macura 5, Jones 5), Assists – Florida State 7 (Angola-Rodas 3, Forrester 3), Xavier 11 (Goodin 2, Macura 2, Scruggs 2), 3-Point FG – Florida State 8-23 (Cofer 1-5, C.J. Walker 0-1, Angola-Rodas 3-7, Savoy 3-5, Mann 1-1, M.J. Walker 0-4), Xavier 5-13 (Bluiett 1-3, Kanter 0-1, Marshall 0-1, Macura 2-3, Scruggs 1-2, Gates 1-3), Total Fouls – Florida State 23, Xavier 22, Technical Fouls – None, A – 17,552

XAVIER SINGLE GAME NCAA TOURNAMENT SCORING HIGHS

PTS.	XAVIER PLAYER (Opponent)	SITE	DATE
32	Jordan Crawford vs. Kansas State	EnergySolutions Arena	3-25-10
31	Lionel Chalmers vs. Mississippi State	TD Waterhouse Centre	3-21-04
29	J.P. Macura vs. Texas Southern	Bridgestone Arena	3-16-18
29	Trevon Bluiett vs. Florida State	Amway Center	3-18-17
29	Tyrone Hill vs. Kansas State	Hoosier Dome	3-16-90
29	Byron Larkin vs. Missouri	Hoosier Dome	3-12-87
28	Jordan Crawford vs. Minnesota	Bradley Center	3-19-10
28	Romain Sato vs. Oklahoma	American Airlines Center	3-17-02
27	Jordan Crawford vs. Pittsburgh	Bradley Center	3-21-10
27	Derek Strong vs. Texas	Reunion Arena	3-22-90
26	Trevon Bluiett vs. Texas Southern	Bridgestone Arena	3-16-18
26	Tu Holloway vs. Kansas State	EnergySolutions Arena	3-25-10
26	Josh Duncan vs. West Virginia	U.S. Airways Center	3-27-08
25	Trevon Bluiett vs. Arizona	SAP Center	3-23-17
25	Tu Holloway vs. Notre Dame	Greensboro Coliseum	3-16-12
25	Kenny Frease vs. Lehigh	Greensboro Coliseum	3-18-12
25	Justin Cage vs. Ohio State	Rupp Arena	3-17-07
25	Lionel Chalmers vs. Louisville	TD Waterhouse Centre	3-19-04

XAVIER SINGLE GAME NCAA TOURNAMENT REBOUNDING HIGHS

REB.	XAVIER PLAYER (Opponent)	SITE	DATE
16	Derrick Brown vs. BYU	Rupp Arena	3-15-07
16	Brian Grant vs. Indiana	Hoosier Dome	3-21-93
15	James Farr vs. Weber State	Scotttrade Center	3-18-16
15	Jason Love vs. Kansas State	EnergySolutions Arena	3-25-10
15	Tyrone Hill vs. Texas	Reunion Arena	3-22-90
14	Jamel McLean vs. Minnesota	Bradley Center	3-19-10
14	Anthony Myles vs. Mississippi State	TD Waterhouse Centre	3-21-04
14	Derek Strong vs. Texas	Reunion Arena	3-22-90
14	Tyrone Hill vs. Kansas State	Hoosier Dome	3-16-90

XAVIER SINGLE GAME NCAA TOURNAMENT ASSIST HIGHS

AST.	XAVIER PLAYER (Opponent)	SITE	DATE
9	Quentin Goodin vs. Maryland	Amway Center	3-16-17
9	Drew Lavender vs. Purdue	Verizon Center	3-22-08
9	Jamal Walker vs. Georgetown	Hoosier Dome	3-18-90
9	Jamal Walker vs. Michigan	The Omni	3-17-89
9	Ralph Lee vs. Alabama	Charlotte Coliseum	3-14-86
8	Drew Lavender vs. Ohio State	Rupp Arena	3-17-07
8	Jamal Walker vs. Nebraska	Humphrey Metrodome	3-14-91

OPPONENT SINGLE GAME NCAA TOURNAMENT SCORING HIGHS

PTS.	OPPONENT PLAYER (Opponent)	SITE	DATE
35	Adam Morrison (Gonzaga)	Huntsman Center	3-16-06
35	Steve Henson (Kansas State)	Hoosier Dome	3-16-90
32	Travis Mays (Texas)	Reunion Arena	3-22-90
28	Jacob Pullen (Kansas State)	EnergySolutions Arena	3-25-10
28	Charles O'Bannon (UCLA)	The Palace of Auburn Hills	3-15-97
28	Lance Blanks (Texas)	Reunion Arena	3-22-90

OPPONENT SINGLE GAME NCAA TOURNAMENT REBOUNDING HIGHS

REB.	OPPONENT PLAYER (Opponent)	SITE	DATE
17	DeJuan Blair (Pittsburgh)	TD Banknorth Garden	3-26-09
16	Locksley Collie (Texas)	Reunion Arena	3-22-90
15	Quincy Acy (Baylor)	Georgia Dome	3-23-12
15	Ed Noe (Morehead State)	Kentucky State Fairgrounds	3-14-61
13	Jerome Williams (Georgetown)	Tallahassee/Leon Co. Civic Center	3-17-95
13	Martavious Newby (Ole Miss)	Jacksonville Veterans Memorial Arena	3-19-15



Xavier earned a trip to the 2017 NCAA Tournament West Regional Final. It marked the third time that Xavier has made an Elite Eight appearance, joining the 2004 and 2008 teams.

XAVIER CAREER HIGH POINT TOTALS IN NCAA TOURNAMENT

- 160 Romain Sato (nine games: 2001-04)
- 154 Lionel Chalmers (nine games: 2001-04)

MOST NCAA TOURNAMENT WINS

- 7 Jason Love (2007-10)
- 7 Dante Jackson (2008-11)
- 7 Trevon Bluiett (2015-18)
- 7 J.P. Macura (2015-18)
- 6 Tu Holloway (2008-12)
- 6 Kenny Frease (2008-12)
- 6 B.J. Raymond (2006-09)

* Win totals only include games if the player played and was listed in the official box score.

2020 NCAA TOURNAMENT

DATE	TOURNAMENT ROUND	LOCATION
March 15	SELECTION SUNDAY	
March 17-18	First Four	Dayton, Ohio
March 19 & 21	First/Second Rounds	Albany, N.Y. Spokane, Wash. St. Louis, Mo. Tampa, Fla.
March 20 & 22	First/Second Rounds	Greensboro, N.C. Omaha, Neb. Sacramento, Calif. Cleveland, Ohio
March 26 & 28	Midwest Regional	Indianapolis, Ind.
March 26 & 28	West Regional	Los Angeles, Calif.
March 27 & 29	South Regional	Houston, Texas
March 27 & 29	East Regional	New York, N.Y.
April 4 & 6	Final Four	Atlanta, Ga.





Trevon Bluiett was a consensus selection as a Second Team All-American as a senior for the 2017-18 season. Bluiett and 2003 National Player of the Year David West are the only Musketeers ever named to the AP first or second team.



Edmond Sumner was a 2015-16 Kyle Macy Freshman All-American (CollegeInsider.com). Other Musketeers that have won the award include Semaj Christon and Myles Davis.



Jordan Crawford earned All-America honors following his first and only season on Xavier's active roster. *Sporting News* named Crawford as a 2009-10 Third Team All-American.



Tu Holloway was named 2010-11 Third Team All-American by several major media outlets. He was named AP Third Team All-American, joining David West as the only XU players to make one of AP's top three teams as an underclassman.

TREVON BLUIETT

2015-16

USA Today Third Team

2017-18

Associated Press Second Team
National Association of Basketball Coaches Second Team
United States Basketball Writers Association Second Team
Sporting News Second Team
USA Today Second Team
CBS Sports Second Team
NBC Sports Second Team
NCAA.com Second Team
John R. Wooden Award All-America Team
Lute Olson All-America Team

LENNY BROWN

1996-97

Basketball Weekly Honorable Mention

1998-99

John R. Wooden Finalist

SEMAJ CHRISTON

2012-13

Kyle Macy Freshman All-American (CollegeInsider.com)

JORDAN CRAWFORD

2009-10

Sporting News Third Team

MYLES DAVIS

2013-14

Kyle Macy Freshman All-American (CollegeInsider.com)

JAMIE GLADDEN

1989-90

Basketball Times Freshman Fifth Team

1992-93

Associated Press Honorable Mention

BRIAN GRANT

1990-91

Basketball Times
Freshman Seventh Team

1993-94

John R. Wooden Finalist
Associated Press Honorable Mention

ANTHONY HICKS

1982-83

Sporting News Honorable Mention
Associated Press Honorable Mention

TYRONE HILL

1988-89

Associated Press Honorable Mention

1989-90

Basketball Times Third Team
Associated Press Honorable Mention

TU HOLLOWAY

2010-11

Associated Press Third Team
Basketball Times Third Team
FOXSports.com Third Team
CBSSports.com Third Team
SI.com Third Team
Sporting News Third Team
CollegeInsider.com All-American

2011-12

CollegeInsider.com All-American

David West, Trevon Bluiett, Tu Holloway and Byron Larkin are the only Xavier players ever named to the post-season Associated Press First, Second or Third teams. West was the 2003 AP National Player of the Year and was on the 2002 AP Second Team. Bluiett was a 2018 AP Second Team pick. Holloway earned 2011 AP Third Team honors. Larkin, now an XU radio analyst, earned 1988 AP Third Team honors.



Byron Larkin earned Second Team All-American (UPI and Scripps Howard) and Third Team All-American (AP) honors following his senior season, 1987-88.



Tyrone Hill, seen here battling Alonzo Mourning and Dikembe Mutombo in XU's 1990 NCAA Tournament win over Georgetown, earned *Basketball Times* Third Team All-America honors as a senior.



David West, 2003 National Player of the Year, is the most decorated player in Xavier basketball history. He earned AP national honors in each of his final three seasons.



Steve Thomas, who averaged a school-record 30.0 ppg. in the 1963-64 season, earned 1964 First Team All-American honors from the Helms Foundation and *Basketball News*.

T.J. JOHNSON

1994-95

Basketball Weekly Freshman
Honorable Mention

BYRON LARKIN

1984-85

Basketball Weekly
All-Freshman Second Team
Basketball Times All-Freshman Team

1985-86

Associated Press Honorable Mention

1986-87

Sporting News Honorable Mention

1987-88

United Press International Second Team
Scripps Howard Second Team
Associated Press Third Team

GARY MASSA

1977-78

Basketball Weekly All-Freshman Team

JAMES POSEY

1998-99

College Hoops Insider "Top 15"
John R. Wooden Finalist

BOB QUICK

1967-68

Associated Press Honorable Mention

ROMAIN SATO

2003-04

Associated Press Honorable Mention

HANK STEIN

1957-58

Converse Second Team

1958-59

United Press International Third Team

EDMOND SUMNER

2015-16

Kyle Macy Freshman All-American
(*CollegeInsider.com*)

STEVE THOMAS

1963-64

Basketball News First Team
Helms Foundation First Team
AP, United Press International
and *Sporting News* Honorable Mention

DAVID WEST

2000-01

Associated Press Honorable Mention

2001-02

Associated Press Second Team
United States Basketball Writers
Association Second Team
Basketball Times Second Team
FOXSports.com Second Team
NABC Third Team
Sporting News Third Team
Basketball America Third Team
Dick Vitale's "Rolls Royce Super Five"
collegeinsider.com All-American
John R. Wooden Finalist

2002-03

Associated Press First Team &
AP National Player of the Year
United States Basketball Writers
Association First Team &
USBWA National Player of the Year
Basketball Times First Team &
BT National Player of the Year
National Association of
Basketball Coaches First Team
John R. Wooden First Team
ESPN.com First Team
Sporting News First Team
Dick Vitale's "Rolls Royce Super Five"
collegeinsider.com All-American &
collegeinsider.com National MVP
NABC/Pete Newell Big Man of the Year
Senior CLASS Award

The outstanding 2019-20 induction class for the Xavier University Athletic Hall of Fame. This year's class includes a pair of men's basketball players who led Xavier to championship success and enjoyed tremendous professional careers after graduation, **Justin Doellman** ('07) and **Michael Hawkins** ('95). **Nick Hagglund** ('14) helped lead the Xavier men's soccer program into the national spotlight and after graduation has won an MLS championship in Toronto and is currently playing for MLS expansion club FC Cincinnati. **Scott Gordon** ('89) was one of the most versatile talents to ever play on the XU baseball diamond and **Katie Pleiman** ('13) earned First Team All-Conference in tennis and played No. 1 singles each of her four years on the Xavier campus. The impressive new five-member class will be inducted into the XU Hall of Fame at a dinner on Friday, Jan. 10, at Cintas Center and will be honored again at the men's basketball game on Saturday, Jan. 11 vs. Creighton at Cintas Center. The new five-member class will bring the total number of members in the Xavier Athletic Hall of Fame to 143. They are all honored at the P. Douglas O'Keefe Athletic Hall of Fame on the concourse at Cintas Center. **Justin Doellman**, who started all four years as a Musketeer basketball standout, was a part of three NCAA Tournament teams, including as a freshman starter for XU's first-ever NCAA Elite Eight team in 2004. Doellman was a starter on the Xavier teams that won four Atlantic 10 Conference Tournament games on the way to A-10 Championships in 2004 and 2006 as well as berths in the 2004 NCAA Tournament Elite Eight, the 2007 NCAA Tournament Second Round and the 2006 NCAA First Round. Doellman, a 2006-07 First Team All-Atlantic 10 Conference selection, ranks third in Xavier history for blocked shots with 140 blocks, 20th in rebounding with 708 rebounds and 21st on XU's all-time scoring list with 1,402 points. **Michael Hawkins**, a member of the 1991-92 Midwestern Collegiate Conference All-Newcomer Team and the 1994-95 All-Midwestern Collegiate Conference Second Team, helped Xavier reach two NCAA Tournaments and one NIT Quarterfinal during his four-year career. The 1994-95 Musketeers finished 14-0 as champions of the Midwestern Collegiate Conference, XU's final season in the MCC. Hawkins, who ranks 52nd on Xavier's All-Time scoring list with 1,029 points, led the Musketeers in assists at 5.8 per game as a senior, ranking second in the MCC, and was second on the team in scoring at 14.1 points per game, which ranked 14th in the MCC. Hawkins led the Musketeers in assists in three of his four seasons at Xavier and ranks eighth on Xavier's all-time assist leaderboard with 448.

HALL OF FAME MEMBERS

+ 2019-20 Inductee (to be inducted 1-10-20)

- Daniel S. Abramowicz ('67) ----- football
- Sara E. Bachus ('01) ----- volleyball
- Rob Bakker ('00) ----- soccer, tennis
- Raymond Baldwin ----- trainer, golf coach
- Thomas N. Ballaban ('51) ----- football
- Charles M. Barrett ('34) ----- football
- Roger W. Bertoia ('57) ----- football
- Lynette M. Bihn ('95) ----- basketball
- Edward G. Biles ----- coach
- J. Kenneth Blackwell ('70) ----- football
- James W. Boothe ('57) ----- basketball
- Tara N. Boothe ('06) ----- basketball
- James J. Brockhoff ('56) ----- tennis, football, coach
- Leonard L. Brown ('99) ----- basketball
- Herbert B. Budde ('53) ----- basketball
- James P. Bunning ('53) ----- baseball
- Edward T. Burns ('28) ----- football, basketball, boxing, baseball
- Stanley D. Burrell ('08) ----- basketball
- Matthew J. Bykowski ('90) ----- rifle
- Paul D. Cain ('29) ----- football, basketball, baseball
- Lionel D. Chalmers II ('03) ----- basketball
- Jamie T. Christman ('97) ----- swimming



Justin Doellman, who started all four years, was a part of three NCAA Tournament teams, including as a freshman starter for XU's first-ever NCAA Elite Eight team in 2004.

- Lauren E. Clary ('05) ----- tennis
- Thomas Clines ('28) ----- football, basketball, baseball, tennis
- Michael J. Conaton ('55) ----- football
- Sheila M. Connolly ('79) ----- basketball, volleyball, admin.
- Clem Crowe ----- coach, administrator
- Dr. William E. Daily ('57) ----- athletic board
- Terrance A. Daniels ('79) ----- basketball
- Michael S. Davenport ('91) ----- basketball
- Sabrina A. DiBiagio ('91) ----- rifle
- Stephen M. Dixon ('99) ----- golf
- +Justin J. Doellman ('07)-----basketball**
- Timothy E. Donovan, Jr. ('01) ----- golf
- Timothy J. Dydo ('74) ----- football
- Robert J. Finnell ('52) ----- football
- Sr. Rose Ann Fleming ----- academic advisor
- Jeffrey H. Fogelson ----- athletic director
- Daniel M. Froehle ('86) ----- baseball
- Terrence M. Garrigan ('81) ----- soccer
- Joseph L. Geiger ('64) ----- basketball
- Peter J. Gillen ----- coach
- George C. Gilmartin ('52) ----- football
- Jamison L. Gladden ('93) ----- basketball
- +Scott M. Gordon ('89)-----baseball**
- Brian W. Grant ('94) ----- basketball
- Amanda E. Gruber ('98) ----- soccer
- Annette E. Gruber ('01) ----- soccer
- James J. Gruber ('67) ----- baseball

+Nick S. Hagglund ('14) -----soccer
 Jill M. Hampton ('02) -----volleyball
 Amber S. Harris ('10) -----basketball
 Arthur A. Hauser ('54) -----football
+Michael Hawkins ('95)-----**basketball**
 Anthony J. Hicks ('83) -----basketball
 Tyrone Hill ('90) -----basketball
 Angela C. Hinrichs ('04) -----swimming
 James E. Hoff, S.J. ----- President and Chancellor
 Jack H. Hoffman ('52) ----- football
 Terrell Holloway ('12) -----basketball
 Albert B. Howe ('39) ----- football, basketball
 Ann Marie Hubbard ('99) -----soccer
 M. Julie Isphording ('83) -----marathon runner
 Dr. Jerome N. Janson ('36) -----team physician
 Alan C. Joseph, Jr. ('80) -----rifle, coach
 Robert C. Judd ('54) ----- football
 Stephen N. Junker ('57) ----- football
 Karyn Juziuk ('99) ----- rifle
 Thrine M. Kane ('03) ----- rifle
 Kathleen M. Keating ('72) -----swimming
 Joseph W. Kelly ('27) -----basketball, football, baseball
 Myron M. Kilgore ('58) ----- football
 Stanley R. Kimbrough ('89) -----basketball
 William M. Kirvin ('62) -----basketball
 Edward L. Kluska ('40) ----- football, basketball, baseball, coach
 Jason K. Kokrak ('07) ----- golf
 Robert J. Konkoly ('57) ----- football
 Nicole E. Kremer ('99) -----basketball
 Joseph R. Kruse ('37) ----- football, basketball
 John F. Kucia ('69) ----- administrator
 Stacey M. Land ('85) -----basketball
 Byron K. Larkin ('88) -----basketball
 Ralph O. Lee ('86) -----basketball
 Nicole M. Levandusky ('01) -----basketball
 James M. Liber ('51) ----- football
 Andrew P. MacWilliams ----- media
 Carol A. Madsen ('94) -----basketball
 John G. Martinkovic ('51) ----- football
 Laurie J. Massa ----- coach, administrator
 James J. McCafferty ----- coach, administrator
 Malcolm H. McMullen ('50) ----- basketball, golf

Joseph Meyer ----- coach, administrator
 J. James Murphy ('51) ----- football
 Chester A. Mutryn ('43) -----football, basketball, baseball
 H. Frederick Nebel ('38) ----- football
 Thomas P. O'Brien ('47) ----- administrator
 Timothy R. O'Connell ('68) ----- baseball, basketball
 Karen Ohe ('83) -----basketball, volleyball
 Elizabeth L. Osterday ('00) -----volleyball
 Jo Ann Osterkamp ('84) -----basketball
 Jason A. Parker ('96) ----- rifle
 Hal Pennington ('34) ----- football, basketball
 Jennifer L. Phillips ('01) -----basketball
 Ta'Shia K. Phillips ('11) -----basketball



Michael Hawkins, a member of the 1994-95 All-Midwestern Collegiate Conference Second Team, helped Xavier reach two NCAA Tournaments and one NIT Quarterfinal during his career.

+Kate M. Pleiman ('13)----- **tennis**
 David V. Piontek ('56) -----basketball
 Reetta S. Piipari ('03) -----basketball
 James M. Posey ('99) -----basketball
 George E. "Skip" Prosser ----- coach
 Robert Quick ('68) -----basketball
 Luther Rackley ('69) -----basketball
 Donald J. Ruberg ('51) ----- baseball, basketball, coach
 Leo P. Sack ('36) ----- basketball, football
 Romain G. Sato ('04) -----basketball
 Mark A. Schmidt ('27) ----- football, supporter
 Marla A. Schuerman ('92) ----- soccer
 Sally J. Schulte ('97) -----volleyball
 Theodore P. Shalloe ('85) ----- baseball
 John J.T. Shinnars ('69) ----- football
 Robert J. Sieber ('77) ----- polo, soccer
 Eugene F. Smith ('52) -----basketball
 Judith G. Smith ('84) -----basketball
 Peter Spoerl ('83) ----- baseball
 Robert J. Staak ----- coach, administrator
 Henry W. Stein ('59) -----basketball
 Derek L. Strong ('90) -----basketball
 Joseph G. Sunderman ('79) -----basketball, radio announcer
 Douglas M. Tegge ('95) ----- men's soccer
 Daniel J. Tehan ('28) ----- football, basketball
 Jodi Thelen ('90) -----volleyball, coach
 R. Jack Thobe ('62) -----basketball
 Stephen M. Thomas ('66) -----basketball
 Taru T. Tuukkanen ('01) -----basketball
 Joseph P. Viviano ('59) -----basketball
 David R. von Haefen ('94) ----- golf
 Jamal Walker ('91) -----basketball
 David M. West ('03) -----basketball
 John A. Wiethe ('34) -----football, basketball, baseball
 Carroll E. Williams ('67) ----- football
 Darnell L. Williams ('99) -----basketball
 Louis J. Witte ('99) ----- baseball
 Marty Wolf ('79) ----- basketball, tennis
 Ned W. Wulk ----- coach

*Note: Names are listed as they were when they were at XU.



James Posey played for the gold-medal winning Team USA at the 1998 Goodwill Games at Madison Square Garden in New York City.



T.J. Johnson won a gold medal at the 1995 Olympic Sports Festival.



Byron Larkin made the Team USA squad as the first alternate at both guard positions for the 1987 Pan Am Games. Former Xavier teammate Tyrone Hill won a gold medal at the 1987 Olympic Sports Festival.



Michael Hawkins was a key member of Team USA in 1998 and 1999. Hawkins is the first XU player to play more than one year for USA Basketball.

Xavier graduate Brian Grant, who played 13 seasons in the NBA, was selected in the NBA Draft lottery. He is Xavier's highest-ever selection at eighth overall in 1994.



XAVIER PLAYERS IN THE NBA DRAFT

Year	Player	Team	Round	Pick
1949	Malcolm McMullen	Baltimore	—	—
1952	Gene Smith	Minneapolis	—	—
1953	Huck Budde	Minneapolis	Ninth	—
1954	Bob Heim	Baltimore	Sixth	—
1956	Dave Piontek	Rochester	Third	—
1957	Jim Boothe	Cincinnati	12th	—
1958	Frank Tartaron	Cincinnati	11th	—
1959	Hank Stein	St. Louis	Third	—
	Joe Viviano	Cincinnati	Tenth	—
1962	Jack Thobe	Cincinnati	Fourth	33
	Bill Kirvin	Philadelphia	Eighth	70
	Frank Pinchback	Cincinnati	11th	95
1964	Joe Geiger	Cincinnati	Eighth	—
	Bob Pelkington	Philadelphia	Eighth	—
1966	Bryan Williams	St. Louis	Eighth	—
1968	Bob Quick	Baltimore	Second	18
1969	Luther Rackley	Cincinnati	Third	37
1973	Bob Fullarton	Buffalo	Ninth	140
	Conny Warren	Philadelphia	12th	175
1979	Nick Daniels	Kansas City	Seventh	145
1983	Tony Hicks	Milwaukee	Seventh	157
	Jon Hanley	Cleveland	Tenth	208
1984	Vic Fleming	Portland	Second	26
	Jeff Jenkins	Seattle	Fourth	83
	John Shimko	Cleveland	Ninth	187
	Dexter Bailey	Denver	Tenth	215
1990	Tyrone Hill	Golden State	First	11*
	Derek Strong	Philadelphia	Second	47
1994	Brian Grant	Sacramento	First	8*
1998	Torrave Braggs	Utah	Second	57
1999	James Posey	Denver	First	18
2003	David West	New Orleans	First	18
2004	Lionel Chalmers	L.A. Clippers	Second	33
	David Young	Seattle	Second	41
	Romain Sato	San Antonio	Second	52
2009	Derrick Brown	Charlotte	Second	40
2010	Jordan Crawford	+ New Jersey	First	27
2014	Semaj Christon	^ Miami	Second	55
2017	Edmond Sumner	# New Orleans	Second	52

* – Lottery Pick

+ Draft rights traded on NBA Draft night to Atlanta

^ Draft rights traded on NBA Draft night to Charlotte and then to Oklahoma City

Draft rights traded on NBA Draft night to Indiana

FORMER XAVIER PLAYERS IN THE NBA

TORRAYE BRAGGS
Houston (2003-05)
Washington (2003-04)
Two seasons

DERRICK BROWN
Charlotte (2009-11)
New York (2011-12)
Charlotte (2011-12)
Three seasons

LIONEL CHALMERS
L.A. Clippers (2004-05)
Minnesota (2005-06)
Atlanta (2006-07)
Three seasons

SEMAJ CHRISTON
Oklahoma City (2014-15)
Oklahoma City (2016-17)
Two seasons

JORDAN CRAWFORD
Atlanta (2010-11)
Washington (2011-13)
Boston (2012-14)
Golden State (2013-14)
New Orleans (2016-18)
Six seasons

BRIAN GRANT
NBA All-Rookie (1994-95)
Sacramento (1994-97)
Portland (1997-2000)
Miami (2000-04)
L.A. Lakers (2004-05)
Phoenix (2005-06)
Boston (2006-2007)
13 seasons

MICHAEL HAWKINS
Boston (1996-97)
Sacramento (1998-99)
Charlotte (1999-2000)
Cleveland (2000-01)
Four seasons

TYRONE HILL
NBA All-Star (1994-95)
Golden State (1990-93)
Cleveland (1993-97)
Milwaukee (1997-99)
Philadelphia (1999-2001)
Cleveland (2001-03)
Philadelphia (2002-03)
Miami (2003-04)
14 seasons

STAN KIMBROUGH
Detroit (1989-90)
Sacramento (1992-93)
Two seasons

J.P. MACURA
Charlotte (2018-19)
One season+

MALCOLM MCMULLEN
Indianapolis (1949-51)
Two seasons

DAVE PIONTEK
Rochester (1956-57)
Cincinnati (1957-59)
St. Louis (1959-61)
Chicago (1961-62)
Cincinnati (1962-63)
Seven seasons

JAMES POSEY
NBA All-Rookie (1999-00)
Denver (1999-2002)
Houston (2002-03)
Memphis (2003-05)
Miami (2005-2007)
Boston (2007-2008)
New Orleans (2008-10)
Indiana (2010-11)
12 seasons

BOB QUICK
Baltimore (1968-69)
Detroit (1969-72)
Four seasons

LUTHER RACKLEY
Cincinnati (1969-70)
Cleveland (1970-72)
N.Y. Knicks (1971-73)
Philadelphia (1973-74)
Five seasons

ROMAIN SATO
San Antonio (2004-05)
One Season

DEREK STRONG
Washington (1991-92)
Milwaukee (1992-94)
Boston (1994-95)
L.A. Lakers (1995-96)
Orlando (1996-2000)
L.A. Clippers (2000-01)
10 seasons

EDMOND SUMNER
Indiana (2017-present)
Two seasons+

LARRY SYKES
Boston (1995-96)
One season

DAVID WEST
NBA All-Star (2008 & 2009)
New Orleans (2003-11)
Indiana (2011-15)
San Antonio (2015-16)
Golden State (2016-18)
15 seasons

AARON WILLIAMS
Utah (1993-94)
Milwaukee (1994-95)
Denver (1996-97)
Vancouver (1996-97)
Seattle (1997-99)
Washington (1999-2000)
New Jersey (2000-04)
Toronto (2004-05)
New Orleans (2005-06)
L.A. Clippers (2006-08)
14 seasons

DAVID YOUNG
Seattle (2004-05)
One Season



Tyrone Hill was the first Xavier graduate to get drafted in the NBA Draft lottery, taken by Golden State with the 11th pick in the 1990 draft.

2018 ASSOCIATED PRESS FINAL POLL				
Rk	Team	Record	Pts.	Previous
1.	Virginia	31-2	1,625	1
2.	Villanova	30-4	1,554	2
3.	Xavier +	28-5	1,383	3
4.	Kansas	27-7	1,379	9
5.	Michigan State	29-4	1,304	4
6.	Cincinnati	30-4	1,230	8
7.	Michigan	28-7	1,213	7
8.	Gonzaga	30-4	1,199	6
9.	Duke	26-7	1,179	5
10.	North Carolina	25-10	1,100	12
11.	Purdue	28-6	1,047	10
12.	Arizona	27-7	918	15
13.	Tennessee	25-8	771	13
14.	Texas Tech	24-9	716	14
15.	West Virginia	24-10	663	18
16.	Wichita State	25-7	604	11
17.	Ohio State	24-8	600	17
18.	Kentucky	24-10	528	NR
19.	Auburn	25-7	501	16
20.	Clemson	23-9	439	19
21.	Houston	26-7	430	21
22.	Miami (Florida)	22-9	134	24
23.	Florida	20-12	102	23
24.	Nevada	27-7	93	22
25.	St. Mary's (Calif.)	28-5	71	20
+ School record				

2016 ASSOCIATED PRESS FINAL POLL				
Rk	Team	Record	Pts.	Previous
1.	Kansas (63)	30-4	1,623	1
2.	Michigan State (2)	29-5	1,552	2
3.	North Carolina	28-6	1,488	7
4.	Virginia	26-7	1,384	4
5.	Oregon	28-6	1,371	8
6.	Villanova	29-5	1,283	3
7.	Oklahoma	25-7	1,215	6
8.	West Virginia	26-8	1,193	9
9.	Xavier	27-5	1,127	5
10.	Miami	25-7	920	11
	Kentucky	26-8	920	16
12.	Purdue	26-8	873	13
13.	Utah	26-8	870	12
14.	Indiana	25-7	828	10
15.	Texas A&M	26-8	682	17
16.	Louisville	23-8	585	14
17.	Arizona	25-8	559	15
18.	Maryland	25-8	489	18
19.	Duke	23-10	383	19
20.	Seton Hall	25-8	374	NR
21.	Baylor	22-11	347	22
22.	Iowa State	21-11	317	21
23.	California	23-10	270	24
24.	SMU	25-5	84	25
25.	Iowa	21-10	82	20

2011 ASSOCIATED PRESS FINAL POLL				
Rk	Team	Record	Pts.	Previous
1.	Ohio State (51)	32-2	1,611	1
2.	Kansas (14)	32-2	1,574	2
3.	Duke	30-4	1,472	5
4.	Pittsburgh	27-5	1,406	3
5.	Notre Dame	26-6	1,332	4
6.	San Diego State	32-2	1,322	7
7.	North Carolina	26-7	1,189	6
8.	Texas	27-7	1,069	10
9.	Connecticut	26-9	1,019	21
10.	Brigham Young	30-4	977	8
11.	Kentucky	25-8	928	15
12.	Syracuse	26-7	922	11
13.	Purdue	25-7	903	9
14.	Louisville	25-9	874	14
15.	Florida	26-7	840	12
16.	Wisconsin	23-8	619	13
17.	Arizona	27-7	516	16
18.	St. John's	21-11	433	17
19.	Utah State	30-3	333	23
20.	Xavier	24-7	270	18
21.	Kansas State	22-10	240	19
22.	West Virginia	20-11	178	20
23.	Washington	23-10	176	NR
24.	Texas A&M	24-8	152	26
25.	Vanderbilt	23-10	130	27

2010 ASSOCIATED PRESS FINAL POLL				
Rk	Team	Record	Pts.	Previous
1.	Kansas (65)	32-2	1,625	1
2.	Kentucky	32-2	1,559	2
3.	Duke	29-5	1,427	4
4.	Syracuse	28-4	1,412	3
5.	Ohio State	27-7	1,377	5
6.	West Virginia	27-6	1,365	7
7.	Kansas State	26-7	1,209	9
8.	New Mexico	29-4	1,043	8
9.	Villanova	24-7	961	10
10.	Purdue	27-5	915	6
11.	Butler	28-4	903	12
12.	Temple	29-5	843	17
13.	Michigan State	24-8	836	11
14.	Georgetown	23-10	788	22
15.	Tennessee	25-8	616	15
16.	Wisconsin	23-8	603	13
17.	Brigham Young	29-5	600	14
18.	Pittsburgh	24-8	566	16
19.	Baylor	25-7	550	21
20.	Maryland	23-8	394	19
21.	Vanderbilt	24-8	382	20
22.	Gonzaga	26-6	359	18
23.	Texas A&M	23-9	290	23
24.	Richmond	26-8	141	NR
25.	Xavier	24-8	106	24

SCHOOL RECORD FOR FINAL 2018 AP POLL

Xavier was ranked a school-record No. 3 in the final 2018 Associated Press Poll, which is released prior to the NCAA Tournament.

Xavier made each of the 19 Associated Press Polls in the 2017-18 season for the first time in school history, including the preseason, postseason and every regular season poll. Xavier reached a school-record ranking of No. 3 in the Feb. 26, March 5 and the Final AP Poll (March 12) during the 2017-18 campaign. XU was ranked in the AP Top 10 for 13 polls, including each of the last eight.

Prior to the 2017-18 season, Xavier reached as high as No. 5 in the Associated Press Poll for five weeks in the 2015-16 season (Jan. 18, Feb. 8, Feb. 22, Feb. 29 and March 7).

Xavier spent a school-record 14 straight polls in the AP Top 10 in the 2015-16 season.

A REGULAR IN THE AP POLL

Xavier has become a regular in the Associated Press Poll. Please note that the Final AP Poll is tallied prior to the NCAA Tournament (unlike the post-NCAA Tournament final ESPN/*USA Today* Poll). The records in the AP Poll listings on these two pages are at the time of the poll.

Xavier recorded a then school-record tying ranking of 12th in the final Associated Press Poll in 2008 and 2003. Xavier's 2008 squad reached the NCAA Tournament Elite Eight. The 2003 season was the senior year for National Player of the Year **David West**.

IMPRESSIVE STREAK

Xavier was ranked 24th in the final 2012 ESPN/*USA Today* Coaches Poll. That marked the fifth straight year XU had appeared in the final Associated Press and/or Coaches Poll.

STREAKING IN THE AP POLL

Xavier spent a school-record 28 straight polls in the Associated Press Poll starting with the poll on December 2, 1996 before being left out of the February 8, 1998 poll. XU reached as high as seventh in the December 7, 1997 AP poll.

Xavier tied the then-school record in the 2008-09 season for highest regular season ranking in the Associated Press Poll when it climbed to number seven the week of December 15, 2008. Xavier broke that record in the 2015-16 season and again last season.

BACK IN THE AP POLL

Xavier cracked the Associated Press Top 20 in 1988 for the first time in 30 years. After winning 11 straight games, the 22-3 Musketeers were back in the AP Top 20 on Mon., Feb. 29, 1988. XU had not been ranked in the Top 20 in the AP or UPI poll since December of 1958.

XU went on to win a then-school record 15

2009 ASSOCIATED PRESS FINAL POLL

Rk	Team	Record	Pts.	Previous
1.	Louisville (45)	28-5	1,740	5
2.	North Carolina (11)	28-4	1,654	1
3.	Memphis (11)	31-3	1,621	4
4.	Pittsburgh (3)	28-4	1,585	2
5.	Connecticut (1)	27-4	1,519	3
6.	Duke	28-6	1,444	9
7.	Oklahoma	27-5	1,281	6
8.	Michigan State	26-6	1,257	7
9.	Missouri	28-6	1,131	14
10.	Gonzaga	26-5	1,060	12
11.	Villanova	26-7	1,049	10
12.	Wake Forest	24-6	997	8
13.	Syracuse	26-9	903	18
14.	Kansas	25-7	874	11
15.	Washington	25-8	751	13
16.	Florida State	25-9	667	22
17.	Purdue	25-9	643	24
18.	UCLA	25-8	491	15
19.	Arizona State	24-9	381	23
20.	Xavier	25-7	351	19
21.	LSU	26-7	292	20
22.	Butler	26-5	284	16
23.	Marquette	24-9	277	21
24.	Clemson	23-8	264	17
25.	Utah	24-9	150	NR

2008 ASSOCIATED PRESS FINAL POLL

Rk	Team	Record	Pts.	Previous
1.	North Carolina (53)	32-2	1,779	1
2.	Memphis (13)	33-1	1,710	2
3.	UCLA (5)	31-3	1,674	3
4.	Kansas (1)	31-3	1,596	5
5.	Tennessee	29-4	1,449	4
6.	Wisconsin	29-4	1,412	8
7.	Texas	28-6	1,390	6
8.	Georgetown	27-5	1,271	9
9.	Duke	27-5	1,223	7
10.	Stanford	26-7	1,122	11
11.	Butler	29-3	1,004	12
12.	Xavier	27-6	957	10
13.	Louisville	24-8	894	13
14.	Drake	28-4	794	16
15.	Notre Dame	24-7	672	14
16.	Connecticut	24-8	670	15
17.	Pittsburgh	26-9	586	NR
18.	Michigan State	25-8	523	19
19.	Vanderbilt	26-7	493	18
20.	Purdue	24-8	418	17
21.	Washington State	24-8	377	21
22.	Clemson	24-9	364	NR
23.	Davidson	26-6	253	23
24.	Gonzaga	25-7	232	20
25.	Marquette	24-9	174	25



Drew Lavender and fellow seniors Josh Duncan and Stanley Burrell led Xavier to the 2008 NCAA Tournament Elite Eight and a then-school-record tying ranking of 12th in the final Associated Press Poll.

straight games in 1988. XU took a 26-3 record into the 1988 NCAA Tournament, finishing number 18 in the final AP Top 20 Poll.

RECORD-SETTING FINISHES

Xavier set a school record for highest AP Poll finish at 12th in the 2002-03 season, the senior year for National Player of the Year **David West**. XU tied that record in 2008 and broke it in the 2015-16 season at No. 9. The 2017-18 team set the new standard at No. 3.



Stan Kimbrough, along with teammates Byron Larkin, Tyrone Hill, Derek Strong and J.D. Barnett, led Xavier to its first-ever appearance in the AP Final Poll in 1988. Kimbrough is seen here getting instructions from his head coach Pete Gillen, the second-winningest head coach in XU history and currently a CBS Sports Network analyst.

AP


2003 FINAL AP POLL

Rk	Team	Record	Points
1.	Kentucky (70)	29-3	1,774
2.	Arizona (1)	25-3	1,686
3.	Oklahoma	24-6	1,589
4.	Pittsburgh	26-4	1,539
5.	Texas	22-6	1,498
6.	Kansas	25-7	1,450
7.	Duke	24-6	1,224
8.	Wake Forest	24-5	1,160
9.	Marquette	23-5	1,147
10.	Florida	24-7	1,141
11.	Illinois	24-6	1,101
12.	Xavier	25-5	1,006
13.	Syracuse	24-5	968
14.	Louisville	24-6	826
15.	Creighton	29-4	605
16.	Dayton	25-5	584
17.	Maryland	19-9	580
18.	Stanford	23-8	539
19.	Memphis	23-6	468
20.	Mississippi State	21-9	372
21.	Wisconsin	22-7	369
22.	Notre Dame	22-9	313
23.	Connecticut	21-9	225
24.	Missouri	21-10	199
25.	Georgia	19-8	141

1988 FINAL AP POLL

1. Temple
2. Arizona
3. Purdue
4. Oklahoma
5. Duke
6. Kentucky
7. North Carolina
8. Pittsburgh
9. Syracuse
10. Michigan
11. Bradley
12. Nevada-Las Vegas
13. Wyoming
14. North Carolina St.
15. Loyola Marymount
16. Illinois
17. Iowa
18. Xavier ^
19. Brigham Young
20. Kansas State

^ XU's first appearance in final AP Poll.



David West, the 2003 National Player of the Year and a three-time selection as Atlantic 10 Conference Player of the Year, led Xavier to the 2003 NCAA Tournament Second Round and a then-school-record ranking of 12th in the final Associated Press Poll. He is seen here in Xavier's win at rival Cincinnati his senior year. The 2017-18 team, which earned the school's first-ever No. 1 seed in the NCAA Tournament, owns the final AP Poll school record at No. 3.

2018 ESPN/USA TODAY COACHES FINAL POLL ^

Rk	Team	Record	Pts.	Previous
1.	Villanova (32)	36-4	800	2
2.	Michigan	33-8	756	7
3.	Kansas	31-8	734	3
4.	Duke	29-8	669	6
5.	Virginia	31-3	611	1
6.	Texas Tech	27-10	559	13
7.	Loyola (Chi)	32-6	555	NR
8.	Xavier +	29-6	531	4
9.	Purdue	30-7	500	11
10.	Gonzaga	32-5	476	8
11.	Michigan State	30-5	473	5
12.	Cincinnati	31-5	420	10
13.	West Virginia	26-11	402	14
14.	North Carolina	26-11	394	9
15.	Clemson	25-10	317	18
16.	Tennessee	26-9	287	12
17.	Kentucky	26-11	280	20
18.	Florida State	23-12	250	NR
19.	Kansas State	25-12	221	NR
20.	Nevada	29-8	201	25
21.	Ohio State	25-9	196	17
22.	Houston	27-8	149	19
23.	Auburn	26-8	108	21
24.	Texas A&M	22-13	107	NR
25.	Wichita St	25-8	83	16

^ post-NCAA Tournament poll

RV - receiving votes

+ School record for the Final USA Today/ESPN Poll

2017 ESPN/USA TODAY FINAL POLL ^

Rk	Team	Record	Pts.	Previous
1.	North Carolina (31)	33-7	775	8
2.	Gonzaga	37-2	744	2
3.	Oregon	33-6	695	9
4.	Kansas	31-5	653	3
5.	Kentucky	32-6	627	5
6.	South Carolina	26-11	561	NR
7.	Arizona	32-5	548	4
8.	Villanova	32-4	498	1
9.	UCLA	31-5	492	6
10.	Florida	27-9	468	17
11.	West Virginia	28-9	445	12
12.	Baylor	27-8	352	11
13.	Duke	28-9	348	7
14.	Louisville	25-9	347	10
15.	Purdue	27-8	319	15
16.	Wisconsin	27-10	289	22
17.	Michigan	26-12	278	26
18.	Xavier	24-14	276	NR
19.	Butler	25-9	229	24
20.	Notre Dame	26-10	199	14
21.	Wichita State	31-5	162	19
22.	Cincinnati	30-6	140	16
23.	Southern Methodist	30-5	128	13
24.	Florida State	26-9	127	18
25.	Iowa State	24-11	106	20

^ post-NCAA Tournament poll

2016 ESPN/USA TODAY FINAL POLL ^

Rk	Team	Record	Pts.	Previous
1.	Villanova (30)	35-5	750	6
2.	North Carolina	33-7	720	3
3.	Kansas	33-5	657	1
4.	Oklahoma	29-8	643	7
5.	Virginia	29-8	631	5
6.	Oregon	31-7	596	4
7.	Michigan State	29-6	488	2
8.	Miami	27-8	480	11
9.	Indiana	27-8	456	12
10.	Syracuse	23-14	446	NR
11.	Xavier	28-6	361	9
12.	Texas A&M	28-9	358	15
	Maryland	27-9	358	17
14.	West Virginia	26-9	331	8
15.	Iowa State	23-12	315	19
16.	Kentucky	27-9	297	13
17.	Notre Dame	24-12	285	NR
18.	Duke	25-11	263	20
19.	Purdue	26-9	184	10
20.	Utah	27-9	170	14
21.	Gonzaga	28-8	157	NR
22.	Arizona	25-9	154	16
23.	Wisconsin	22-13	149	NR
24.	Baylor	22-12	105	18
25.	Iowa	22-11	82	24

^ post-NCAA Tournament poll

2015 ESPN/USA TODAY COACHES FINAL POLL ^

Rk	Team	Record	Pts.	Previous
1.	Duke (29)	35-4	773	5
2.	Wisconsin	36-4	739	3
3.	Kentucky (2)	38-1	720	1
4.	Arizona	34-4	659	4
5.	Notre Dame	32-6	614	8
6.	Gonzaga	35-3	608	7
7.	Michigan State	27-12	572	22
8.	Virginia	30-4	525	6
9.	Villanova	33-3	500	2
10.	Louisville	27-9	474	16
11.	Wichita State	30-5	452	13
12.	North Carolina	26-12	403	14
13.	Oklahoma	24-11	360	15
14.	Northern Iowa	31-4	350	9
15.	Utah	26-9	342	18
16.	Maryland	28-7	331	12
17.	Kansas	27-9	330	11
18.	West Virginia	25-10	286	21
19.	Iowa State	25-9	243	10
20.	Arkansas	27-9	143	20
21.	Baylor	24-10	112	17
22.	Xavier	23-14	106	NR
23.	Butler	23-11	89	23
24.	NC State	22-14	88	NR
25.	Oregon	26-10	56	25

^ post-NCAA Tournament poll

A REGULAR IN THE COACHES POLL

Xavier has become a regular in the Final ESPN/USA Today Coaches Poll, a post-NCAA Tournament poll, making that poll eight times since 2008, including the last four straight years (2018, 2017, 2016, 2015, 2012, 2010, 2009 and 2008). XU earned a ranking of eighth in the 2018 Final ESPN/USA Today Coaches Poll, tying the school record first set in the 2007-08 season.

Xavier made each of the 19 USA Today Coaches Polls in the 2017-18 season for the first time in school history, including the preseason, postseason and every regular season poll. XU, which was a school-record No. 4 in the final regular season 2018 USA Today Coaches Poll, also reached No. 4 in the 2015-16 season on Feb. 8, 2016.

Xavier enjoyed a stretch where it was ranked in the ESPN/USA Today Poll that began December 8, 1996 and ended in the March 8, 1998 poll.

2010 ESPN/USA TODAY COACHES FINAL POLL ^

Rk	Team	Record	Pts.	Previous
1.	Duke (31)	35-5	775	3
2.	Butler	33-5	739	8
3.	West Virginia	31-7	696	5
4.	Michigan State	28-9	654	12
5.	Kentucky	35-3	650	2
6.	Kansas	33-3	604	1
7.	Kansas State	29-8	573	7
8.	Syracuse	30-5	554	4
9.	Tennessee	28-9	494	14
10.	Baylor	28-8	487	21
11.	Ohio State	29-8	483	6
12.	Purdue	29-6	448	11
13.	Northern Iowa	30-5	344	24
14.	Xavier	26-9	271	33
15.	Villanova	25-8	267	9
16.	New Mexico	30-5	229	10
17.	Cornell	29-5	225	29
18.	Maryland	24-9	201	20
19.	St. Mary's	28-6	198	26
20.	Pittsburgh	25-9	182	16
21.	Washington	26-10	163	30
22.	Brigham Young	30-6	161	16
23.	Gonzaga	27-7	141	18
24.	Wisconsin	24-9	140	19
25.	Texas A&M	24-10	136	23

^ post-NCAA Tournament poll

2008 ESPN/USA TODAY COACHES FINAL POLL ^

Rk	Team	Record	Pts.	Previous
1.	Kansas (31)	37-3	775	4
2.	Memphis	38-2	744	3
3.	North Carolina	36-3	708	1
4.	UCLA	35-4	687	2
5.	Texas	31-7	631	7
6.	Louisville	27-9	602	13
7.	Tennessee	31-5	554	6
8.	Xavier +	30-7	543	12
9.	Davidson	29-7	512	23
10.	Wisconsin	31-5	499	5
11.	Stanford	28-8	474	11
12.	Georgetown	28-6	395	8
13.	Michigan State	27-9	359	20
14.	Butler	30-4	339	10
15.	Washington State	26-9	328	21
16.	Duke	28-6	312	9
17.	West Virginia	26-11	197	RV
18.	Pittsburgh	27-10	194	19
19.	Notre Dame	25-8	180	15
20.	Purdue	25-9	164	18
21.	Marquette	25-10	153	T-24
22.	Western Kentucky	29-7	139	NR
23.	Drake	28-5	117	14
24.	Villanova	22-13	110	NR
25.	Vanderbilt	26-8	70	16

^ post-NCAA Tournament poll

RV - receiving votes

+ School record for the Final USA Today/ESPN Poll



Romain Sato, seen here against Texas in the 2004 NCAA Tournament, and fellow seniors Anthony Myles and Lionel Chalmers, led Xavier to the 2004 NCAA Tournament Elite Eight and a ranking of 12th in the post-tournament final ESPN/USA Today Poll.

THE CINDERELLA STORY

As the saying goes, “The third time was a charm” for Xavier and its fans. In 1956 head coach **Ned Wulk** guided the Musketeers to their first-ever National Invitation Tournament appearance, upsetting St. Louis 84-80 in the first round before losing in the Quarterfinals to NIT finalist Dayton 72-68. Wulk brought Xavier back into the NIT in 1957, defeating Seton Hall 85-79 before being eliminated by eventual champion Bradley.

Needless to say, expectations were high heading into the 1957-58 season. First-year head coach **Jim McCafferty**’s team jumped out of the gate with a 10-1 record and accepted an NIT bid at that time.

Then things started to fall apart. XU lost 10 of its last 15 regular season games and was asked by the NIT selection committee if it wished to withdraw from the tourney. McCafferty answered with an emphatic “No!”

This set the stage for Xavier’s Cinderella Story, a championship which *Sport* magazine called “One of the greatest upsets in basketball history.” Most people thought the Musketeers’ stay in New York would be a short one. They were seeded last.

The underdog Musketeers struggled early in their first game, falling behind Niagara 16-3. XU came back to beat Niagara 95-86, and went on to defeat Bradley (72-62) and St. Bonaventure (72-53) on its way to the NIT Championship Game.



Jim McCafferty led Xavier to the 1958 National Invitation Tournament Championship, giving XU the distinction of being the first university in Ohio to win a major national championship in basketball.

Three straight upsets put the Musketeers into the finals against highly-favored Dayton on national television.

Hank Stein, who was named Tourney MVP, took control as the game went to overtime tied at 67-all. He helped the Musketeers put together a 7-2 run, giving them a 74-69 advantage. XU held on for a 78-74 win, becoming the first college basketball team in Ohio to win a major national championship.

For the third straight game, Xavier had the hot hand, shooting 53 percent from the field. Stein (23) led the scoring parade while **Ducky Castelle** added 19. Four Musketeers were named to the All-Tournament Team, including MVP Hank Stein. **Joe Viviano**, **Ducky Castelle** and **Tony Olberding** joined Stein as All-NIT selections. The Cinderella Story was complete. It was time for the celebrations.



THE 1958 ROAD TO THE TITLE

Xavier vs. Niagara, NIT First Round, Saturday, March 15, 1958 at Madison Square Garden (New York, N.Y.)

Xavier (95) - Joe Viviano 8 10 26, Anthony Olberding 7 1 15, Frank Tartaron 2 0 4, Hank Stein 5 7 17, Bowyer “Ducky” Castelle 7 4 18, Richard Piontek 0 0 0, Al Gundrum 4 7 15, **Totals: 33 29 95**
Niagara (86) - Robert Sawyer 2 2 6, Art Johnston 1 0 2, Alex Ellis 12 17 41, Richard Veith 9 3 21, Thomas Mulroy 3 0 6, Robert Tighe 0 0 0, James Maloney 1 2 4, **Totals: 31 24 86**
 Halftime - Xavier 41, Niagara 39, Fouled Out - Taratron, Piontek, Sawyer, Johnston, Totals: Fouls - Xavier 20, Niagara 21

Xavier vs. Bradley, NIT Quarterfinal, Tuesday, March 18, 1958 at Madison Square Garden (New York, N.Y.)

Xavier (72) - Joe Viviano 6 2 16, Anthony Olberding 4 5 12, Frank Tartaron 1 0 2, Richard Piontek 2 1 5, Hank Stein 10 3 23, Bowyer “Ducky” Castelle 4 7 15, Albert Gundrum 0 0 0, **Totals: 27 18 72**
Bradley (62) - Barney Cable 3 5 13, Joe Billy McDade 3 1 7, Dick Dhahalt 0 0 0, Curley Johnson 1 0 2, Shellie McMillon 3 2 8, Don Carothers 0 0 0, Bobby Joe Mason 9 5 23, Chuck Sedgwick 1 0 2, Mike Owens 2 0 4, Gene Morse 0 1 1, John Myers 0 0 0, **Totals: 24 14 62**
 Halftime - Xavier 26, Bradley 27, Fouled Out - none, Total Fouls - Xavier 14, Bradley 21

Xavier vs. St. Bonaventure, NIT Semifinal, Thursday, March 20, 1958 at Madison Square Garden (New York, N.Y.)

Xavier (72) - Joe Viviano 2 4 8, Fred Jannott 1 0 2, Anthony Olberding 2 2 6, Bill Middendorf 0 0 0, Frank Tartaron 5 0 10, Richard Piontek 2 2 6, Hank Stein 11 5 27, James Puthoff 0 1 1, Bowyer “Ducky” Castelle 1 0 2, Albert Gundrum 2 2 6, James Dentinger 2 0 4, **Totals: 28 16 72**
St. Bonaventure (53) - Ken Fairfield 2 0 4, Mike Schrauth 1 2 4, Sam Stith 1 3 5, Mike Cavaliere 3 2 8, John Connors 7 2 16, Bill Kollander 0 2 2, Don Newhook 1 1 3, Mike Connely 0 0 0, Larry Weise 5 1 11, Lee Fitzpatrick 0 0 0, **Totals: 20 13 53**
 Halftime - Xavier 31, St. Bonaventure 24, Fouled Out - Fairfield, Total Fouls -Xavier 16, St. Bonaventure 19

Xavier vs. Dayton, NIT Championship, Saturday, March 22, 1958 at Madison Square Garden (New York, N.Y.)

Xavier (78) - Joe Viviano 5 0 10, Anthony Olberding 2 2 6, Richard Piontek 3 0 6, Frank Tartaron 6 2 14, Hank Stein 9 5 23, Bowyer “Ducky” Castelle 8 3 19, **Totals: 33 12 78**
Dayton (74) - Arlen Bockhorn 5 0 10, Frank Case 10 1 21, Hank Josefczyk 0 0 0, Harold Bockhorn 0 0 0, Jack McCarthy 9 3 21, Don Lane 6 4 16, Terry Bochhorn 1 4 6, **Totals: 31 12 74**
 Halftime - Xavier 41, Dayton 39, End of Regulation - Xavier 67, Dayton 67, Fouled Out - Tartaron, A. Bockhorn, Case, T. Bockhorn, Total Fouls - Xavier 18, Dayton 20

DID YOU KNOW?
 Xavier is 16-7 in the postseason National Invitation Tournament.
 Xavier reached at least the NIT Quarterfinals in each of its first six appearances.

- XU’S ALL-NIT SELECTIONS**
- 1956 Jim Boothe
 - 1958 Hank Stein (First & MVP)
 Joe Viviano (Second)
 Ducky Castelle (Honorable Mention)
 Tony Olberding (Honorable Mention)
 - 1984 Ralph Lee
 - 1999 Lenny Brown



Lenny Brown scored a career-high 34 points against Oregon in a 1999 NIT game at Madison Square Garden in New York City. That 1999 NIT marked XU’s first return to New York for the NIT since the 1958 championship run.

REGULAR SEASON TOURNAMENTS

- 1946 Indiana State Invitational, Terre Haute, Ind.** – Xavier 64, Southeast Missouri State 49; Xavier 53, Evansville 47; Marshall 58, Xavier 44.
- 1950 Ohio Catholic Tournament, Cleveland, Ohio** – Dayton 59, Xavier 51.
- 1950 Cincinnati Invitational, Cincinnati, Ohio** – Xavier 74, Morris-Harvey 53; Cincinnati 59, Xavier 48.
- 1955 Queen City, Buffalo, N.Y.** – Xavier 84, Niagara 63; Xavier 95, St. Bonaventure 86; Xavier 92, Georgia Tech 67. All-Tourney: Jim Boothe (MVP) and Dave Piontek.
- 195 Queen City, Buffalo, N.Y.** – Minnesota 83, Xavier 76; Xavier 81, Cornell 57. All-Tourney: Jim Boothe.
- 1957 Cincinnati Invitational, Cincinnati, Ohio** – Xavier 70, Marshall 68; Cincinnati 79, Xavier 68. All-Tourney: Hank Stein.
- 1958 All-College, Oklahoma City, Okla.** – Xavier 68, Oregon 57; Oklahoma City 81, Xavier 54; Bowling Green 92, Xavier 71.
- 1959 Hurricane Classic, Miami Beach, Fla.** – Xavier 86, Florida 74; Miami 87, Xavier 69. All-Tourney: Jack Thobe and Bill Kirvin.
- 1960 Motor City, Detroit, Mich.** – Colorado State 71, Xavier 65; Xavier 72, Yale 39. All-Tourney: Bill Kirvin.
- 1961 University of Kentucky Invitational, Lexington, Ky.** – Kansas State 75, Xavier 67; Tennessee 75, Xavier 70. All-Tourney: Frank Pinchback.
- 1962 Sugar Bowl Classic, New Orleans, La.** – Auburn 63, Xavier 57; Mississippi State 75, Xavier 66.
- 1963 Queen City, Buffalo, N.Y.** – Xavier 69, Miami (OH) 68; DePaul 86, Xavier 80. All-Tourney: Steve Thomas and Bob Pelkington.
- 1964 All-College, Oklahoma City, Okla.** – Xavier 93, LSU 87; Brigham Young 115, Xavier 103; Oklahoma City 90, Xavier 75. All-Tourney: Steve Thomas.
- 1965 All-College, Oklahoma City, Okla.** – Wichita State 82, Xavier 81; Xavier 98, Texas A&M 86; Xavier 90, Wyoming 86.
- 1966 American Legion Classic, Seattle, Wash.** – Xavier 96, Wyoming 92; Seattle 91, Xavier 79. All-Tourney: Tim O’Connell (MVP).
- 1967 All-College, Oklahoma City, Okla.** – Brigham Young 87, Xavier 75; Xavier 101, Idaho State 84; Fordham 81, Xavier 70. All-Tourney: Bob Quick.
- 1968 Mobile Classic, Mobile, Ala.** – Xavier 75, West Florida 67; Auburn 75, Xavier 73. All-Tourney: Tom Schlager and Luther Rackley.
- 1969 Marshall Invitational, Huntington, W.Va.** – Xavier 75, NYU 68; Oklahoma 101, Xavier 89. All-Tourney: Tom Binegar.
- 1970 Old Dominion Classic, Norfolk, Va.** – Auburn 86, Xavier 73; Xavier 82, Tulane 66.
- 1971 Palmetto Classic, Charleston, S.C.** – Virginia 85, Xavier 65; Air Force 62, Xavier 58.
- 1972 Roadrunner Classic, Las Cruces, N.M.** – Southern Illinois 75, Xavier 65; VMI 60, Xavier 59.
- 1973 Poinsettia Classic, Greenville, S.C.** – Furman 82, Xavier 70; Delaware 65, Xavier 64. All-Tourney: Mike Plunkett and Jerry Foley.
- 1974 All-College, Oklahoma City, Okla.** – Oklahoma City 70, Xavier 68; Wyoming 60, Xavier 57; Xavier 76, Niagara 69.
- 1975 Marshall Memorial Invitational, Huntington, W.Va.** – Xavier 78, Marshall 77 (OT); Kent State 79, Xavier 71. All-Tourney: Garry Whitfield and Nick Daniels.
- 1976 Brigham Young Cougar Classic, Provo, Utah** – Niagara 46, Xavier 44; Seattle 63, Xavier 61. All-Tourney: Steve Spivery.
- 1976 Maryland Invitational, College Park, Md.** – Maryland 84, Xavier 74; Duquesne 86, Xavier 80.
- 1977 Bluebonnet Classic, Houston, Texas** – Houston 100, Xavier 75; Xavier 65, Rice 58. All-Tourney: Gary Massa.
- 1978 Volunteer Classic, Knoxville, Tenn.** – Xavier 75, Southern Cal 68; Xavier 51, Tennessee 50. All-Tourney: Nick Daniels (MVP).
- 1979 Indiana Classic, Bloomington, Ind.** – Indiana 92, Xavier 66; Seton Hall 70, Xavier 67.
- 1979 West Virginia Classic, Morgantown, W.Va.** – West Virginia 82, Xavier 65; Xavier 74, Columbia 59.
- 1980 Lobo Classic, Albuquerque, N.M.** – Boston University 91, Xavier 84; TCU 57, Xavier 47. All-Tourney: Anthony Hicks.
- 1981 Lapchick Tournament, Jamaica, N.Y.** – St. John’s 75, Xavier 55; Detroit 72, Xavier 68 (OT).
- 1983 Miller High Life Tournament, Tampa, Fla.** – Xavier 77, Niagara 68; Xavier 104, Delaware State 82. All-Tourney: Jeff Jenkins (MVP), John Shimko, and Dexter Bailey.
- 1984 Kactus Klassic, Tempe, Ariz.** – Xavier 87, George Washington 79; Arizona State 71, Xavier 67. All-Tourney: Byron Larkin.
- 1986 Fleet Basketball Classic, Providence, R.I.** – Tulsa 70, Xavier 60; American 92, Xavier 90 (OT). All-Tourney: Byron Larkin and Stan Kimbrough.
- 1988 Dodge NIT, Cincinnati, Ohio** – Xavier 85, Louisville 83; Columbia, MO – Missouri 83, Xavier 71.
- 1989 Met Life Classic, San Francisco, Calif.** – Xavier 72, Princeton 65; Xavier 78, San Francisco 62. All-Tourney: Tyrone Hill (MVP) and Derek Strong.
- 1992 Daiwa NCAA Ball, Tokyo, Japan** – Xavier 74, Delaware 66; Xavier 99, All-Japan College 57 (exhibition); Xavier 75, Rice 60. All-Tourney: Brian Grant (MVP) and Jamie Gladden.
- 1998 Puerto Rico Shootout, San Juan, Puerto Rico** – Pittsburgh 94, Xavier 76; Xavier 74, Colorado 61; San Francisco 82, Xavier 69.
- 1999 Great Alaska Shootout, Anchorage, Alaska** – Xavier 81, Louisville 79; Kansas 111, Xavier 70; Xavier 81, Washington 65. All-Tourney: Lloyd Price.
- 2002 Preseason NIT, Cincinnati, Ohio** – Xavier 87, Saint Peter’s 48; Stanford, CA – Stanford 63, Xavier 62.
- 2003 Dell BCA Classic, Cincinnati, Ohio** – Xavier 62, Coppin State 37; Xavier 72, Mercer 58; Xavier 76, Oakland 66. All-Tourney: Lionel Chalmers (MVP) and Romain Sato.
- 2006 Paradise Jam, U.S. Virgin Islands** – Xavier 70, Virginia Commonwealth 67; Xavier 71, Villanova 66; Alabama 63, Xavier 56. All-Tourney: Stanley Burrell.

REGULAR SEASON TOURNAMENTS

2007 Chicago Challenge, Cincinnati, Ohio – Xavier 90, Southeast Missouri State 59; Xavier 98, Coppin State 49

Chicago Challenge, Hoffman Estates, Ill. – Xavier 78, Kent State 65; Xavier 80, Indiana 65; All-Tourney: Co-Tourney MVPs C.J. Anderson and Drew Lavender; All-Tourney: Josh Duncan.

2008 O'Reilly Auto Parts Puerto Rico Tip-Off, San Juan, Puerto Rico – Xavier 75, Missouri 71; Xavier 63, Virginia Tech 62 OT; Xavier 63, Memphis 58. Tourney MVP: C.J. Anderson.

2009 Old Spice Classic, Lake Buena Vista, Fla. – Marquette 71, Xavier 61; Xavier 80, Creighton 67; Baylor 69, Xavier 64.

2010 Paradise Jam, St. Thomas, U.S. Virgin Islands – Xavier 86, Iowa 73; Xavier 57, Seton Hall 52; Old Dominion 67, Xavier 58; All-Tourney: Tu Holloway.

2011 Hawaiian Airlines Diamond Head Classic, Honolulu, Hawaii – Long Beach State 68, Xavier 58; Hawaii 84, Xavier 82 (OT); Xavier 87, Southern Illinois 77.

2012 DIRECTV Classic, Anaheim, Calif. – Pacific 70, Xavier 67; Xavier 69, Drexel 65; Xavier 74, Drake 70. All-Tourney: Semaj Christon.

2013 Battle 4 Atlantis, Paradise Island, The Bahamas - Iowa 77, Xavier 74 (OT); Tennessee 64, Xavier 49; USC 84, Xavier 78

2014 Wooden Legacy, Fullerton, Calif. and Anaheim, Calif. – Xavier 82, San Diego 71; UTEP 77, Xavier 73; Long Beach State 73, Xavier 70.

2015 Advocare Invitational, Orlando, Fla. – Xavier 64, Alabama 45; Xavier 87, USC 77; Xavier 90, Dayton 61. All-Tourney: Trevon Bluiett and Jalen Reynolds.

2016 Tire Pros Invitational, Orlando, Fla. – Xavier 83, Missouri 82 (OT); Xavier 83, Clemson 77; Xavier 67, Northern Iowa 59. All-Tourney: Trevon Bluiett (MVP) and J.P. Macura.

2017 Continental Tire Las Vegas Invitational, Las Vegas, Nev. – Xavier 83, George Washington 64; Arizona State 102, Xavier 86. All-Tourney: Trevon Bluiett and J.P. Macura.

2018 Maui Jim Maui Classic, Maui, Hawaii – Auburn 88, Xavier 79 (OT); San Diego State 79, Xavier 74; Xavier 83, Illinois 74.



Jamie Gladden was named to the All-Tournament Team his senior year at the 1992 Daiwa NCAA Ball Tournament in Tokyo, Japan. Gladden was a four-year starter and star, including as a freshman on XU's 1990 NCAA Sweet 16 team.



Tournament MVP Trevon Bluiett and his Xavier teammates celebrate their championship at the 2016 Tire Pros Invitational, marking the second straight year XU won an elite holiday event in Orlando, Florida. XU won the 2015 Advocare Invitational at the same venue, HP Fieldhouse, in the 2015-16 season.

ALL-TIME LETTERWINNERS

A

Remy Abell, 16
 Peter Accetta, 75
 John Albrinck, 57
 Walter Allen, 67
 *Robert Alston, 51
 *Douglas Alt, 72
 Landen Amos, 14
 *C.J. Anderson, 09
 David Anderson, 81
 *Sherwin Anderson, 97
 Jon Andre, 74
 Louis Arnzen, 30
 Perry Ashley, Jr., 70
 Larry Austin Jr., 16

B

Dexter Bailey, 84
 Donald Bailey, 37
 Kyle Ballinger, 00
 J.D. Barnett, 88
 James Baronas, 02
 Cullen Barr, 17
 Joseph Bartlett, 31
 Frank Barton, 58
 William Bechtold, 13
 Paul Beckman, 40
 Paul Beckwith, 32
 Richard Bell, 68
 Robert Benjamin, 49
 Alex Bergen, 17
 Malcolm Bernard, 17
 Richard Berning, 53
 Thomas Binegar, 72
 Edward Bismeyer, 49
 Russell Blossom, 72
 Trevon Bluiett, 18
 John Boehle, 57
 Cyril Bolger, 32
 Donald Bolton, 50
 *James Boothe, 57
 James Bothen, 66
 Joseph Bowman, 86
 Richard Boxwell, 52
 Torraye Braggs, 98

Maurice Brantley, 92
 Richard Bray, Jr., 27
 Mark Brinkman, 77
 Tyson Brit, 96
 Charles Bronson, 08
 Alvin Brown, 02
 *Derrick Brown, 09
 *Lenny Brown, 99
 Philip Bucklew, 36
 Herbert Budde, 53
 Edward Burns, 28
 Stanley Burrell, 08
 Jerry Butler, 90
 *Reggie Butler, 01

C

William Cady, 51
 Justin Cage, 07
 John Cahill, 56
 Paul Cain, 29
 Ryan Caldwell, 03
 Dexter Campbell, 88
 Jay Canty, 11
 Touissant Careathers, 99
 *Kevin Carr, 97
 *Donald Carroll, 39
 *Bowyer Castelle, 61
 *Kyle Castlin, 19
 Vince Catarella, 99
 Will Caudle, 06
 Timothy Chadwell, 80
 Lionel Chalmers, 04
 Keenan Christiansen, 06
 *Semaj Christon, 14
 Thomas Clines, 28
 Michael Cobb, 86
 Kevin Coker, 16
 John Collins, 51
 Brandon Cole, 07
 Anthony Coleman, 02
 James Coleman, 35
 Boubacar Coly, 06
 Tom Compton, 04
 Thomas Condon, 82
 Walter Corbean, 86

Bennett Cooper, Jr., 70
 O'Neil Cooper, 12
 Daniel Corbett, 33
 William Cosgrove, 48
 Stuart Courchaine, 58
 Earl Cowell, Jr., 62
 Dennis Crane, 66
 Jordan Crawford, 10
 *James Cushing, 23

D

Terrence Daniels, 79
 Donald Darby, 70
 *Thomas Daugherty, 30
 *Michael Davenport, 91
 Dee Davis, 15
 Herb Davis, 25
 Myles Davis, 16
 Darnell Dawson, 76
 *Robert Dean, 51
 Timothy Deardorff, 73
 Matthew Deboor, 55
 Thomas Dee, 78
 Gary Deidrick, 75
 Arthur DelConte, 59
 James Dentinger, 59
 Robert Dickman, 53
 Justin Doelman, 07
 John Donlin, 39
 *Andrew Donnelly, 86
 *Donald Donovan, 47
 *Patrick Donovan, 38
 William Donovan, 52
 Joseph Dooley, 69
 Greg Dougan, 12
 James Douglas, 85
 Broderick Dow, 81
 James Doyle, 37
 Gerald Drew, 63
 Steven Drew, 84
 Stephen Duckett, 09
 Theodore Duggins, 79
 Josh Duncan, 08

E

*Jonathan Eck, 73
 Erik Edwards, 94
 Robert Egbers, 31
 Robert Einhaus, 67
 Mark Emerson, 55
 *James Enright, 63
 Stan Ense, 43
 Ray Epton, 84
 Anthony Espelage, 50

F

James Farr, 16
 Kevin Feeney, 11
 Wilbert Ferguson, 38
 Dedrick Finn, 06
 Victor Fleming, 84
 Jerome Foley, 75
 Lawrence Foley, 47
 Raymond Foos, 50
 Carl Foster, 68
 Fred Foster, 65
 Scott Franklin, 74
 A.J. Frazier, 19
 Kenny Frease, 12
 Cornelius Freeman, 58
 *Thomas Freppon, 64
 Heron Frey, 49
 Kevin Frey, 02
 Robert Fullarton, 73

G

RaShid Gaston, 17
 Kaiser Gates, 18
 William Gates, Jr., 42
 *Joseph Geiger, 64
 James Gels, 66
 Steve Gentry, 94
 Fred Geraci, 46
 *Albert Geselbracht, 50
 *Jamie Gladden, 93
 Stanley Glaser, 58
 *Quentin Goodin, 19
 Walter Gorka, 69
 John Gorman, 67

Bradford Graff, 74
 *Brian Grant, 94
 Adrion Graves, 08
 Leroy Greenidge, 86
 John Gremminger, 50
 Norman Grevey, 52
 Joseph Gromada, 71
 James Gruber, 67
 David Guenther, 62
 Albert Gundrum, 60

H

Dale Haarman, 77
 James Haffner, 62
 Christopher Hall, 70
 Brien Hanley
 Jon Hanley, 83
 Zach Hankins, 19
 Elias Harden, 19
 Obi Harris, 00
 *Richard Harris, 86
 *William Hart, 23
 Ken Harvey, 97
 *Michael Hawkins, 95
 *Robert Heim, 54
 Robert Heiny, 50
 *Jerome Helmers, Jr., 72
 James Hengehold, 67
 Robert Herfurt, 40
 David Heskamp, 66
 James Hess, 68
 Thomas Hext, 66
 *Anthony Hicks, 83
 Tyrone Hill, 90
 David Hils, 54
 Martin Hils, 60
 Robert Himmeler, 40
 William Hoffer, 51
 *Chuck Hofmann, 55
 Herm Hohnhorst, 48
 Leslie Holbrook, 66
 Gary Holle, 73
 George Hollenstein, Jr., 63
 *Dwight Hollins, 81
 Terrell Holloway, 12

Jerome Holmes, 90
 Albert Howe, Jr., 39
 Shannon Howell, 91
 Anthony Hubbard, 77
 Joe Hughes, 11

I

Frederick Irwin, 64

J

Dante Jackson, 11
 *Keith Jackson, 05
 Joseph Jacobs, 50
Dontarius James, 19
 Robert Janca, 52
 Frederick Jannott, Jr., 60
 Jeff Jenkins, 84
 Andre Johnson, 02
 Brian Johnson, 96
 Eddie Johnson, 86
 *Tavares Johnson, 98
 Paul Jones, 83
***Tyrique Jones, 19**
 *Kenneth Jordan, 34

K

Kerem Kanter, 18
 James Kartholl, 50
 Charles Kegler, 62
 John Kelley, 86
 *Joseph Kelly, 27
 Michael Kelsey, 71
 *Patrick Kelsey, 98
 Keonte Kennedy, 19
 William Kenney, 60
 James Kervan, 60
 *Stan Kimbrough, 89
 Robert King, 28
 Robert King, 80
 Chuck Kirkhoff, 53
 *William Kirvin, 62
 Edward Kluska, 40
 Eric Knop, 93
 Paul Kobussen, 69
 Robert Koester, 90

*John Koprowski, 37
 Richard Korb, 51
 James Kramer, 49
 Charles Kromer, 71
 James Kromer, 97
 *Robert Krueer, 43
 Joseph Kruse, 37
 Frank Kucia, 38

L

James Lacey, 68
 Ronald Laker, 76
 Paul Langemeier, 51
 *Byron Larkin, 88
 Jordan Latham, 11
 Drew Lavender, 08
 *Ralph Lee, 86
 John Leugers, 50
 P.G. Litzinger, 41
 John Loeffler, 65
 Makinde London, 16
 Jason Love, 10
 Dupree Lucas, 05
 *Gary Lumpkin, 99
 Jerry Luttenegger, 66
 David Lynch, 67
 Mark Lyons, 12

M

*John Macel, 68
 *Christopher Mack, 93
 Jack MacKenna, 36
 J.P. Macura, 18
 John Maher, 38
 Mark Maher, Jr., 56
 Thomas Malone, 60
 Paul Margerum, 54
Naji Marshall, 19
 Justin Martin, 14
 Ronald Martin, 65
 Marcus Mason, 01
 *Gary Massa, 81
 *Jeff Massey, 95
 Paul Matsen, 73

ALL-TIME LETTER WINNERS

Johnny Mazza, 11
 *Maurice McAfee, 01
 Walt McBride, 86
 Tom McCafferty, 47
 Michael McCall, 77
 James McCown, 51
 Stan McCoy, 77
 John McCreary, 34
 Joseph McDaniel, 40
 Leo McDermott, 63
 Thomas McDevitt, 58
 Charles McEvoy, 38
 Arthur McGivern, 69
 *Andrew McGrath, 28
 Brandon McIntosh, 01
 Griffin McKenzie, 12
 Jamel McLean, 11
 Michael McMahan, 63
 *Malcolm McMullen, 50
 *Joseph McNeil, 65
 Richard McQuade, 50
 Robert McQuade, 50
 *Frank Mercurio, 33
 Richard Metz, 66
 Ken Meyer, 83
 William Middendorf, 60
 George Miller, 75
 John Miller, 77
 David Minor, 90
 Andrew Mitchell, 15
 Joseph Mitchell, Jr., 63
 Thomas Mitchell, 55
 John Moher, 57
 Benjamin Monhollen, 61
 *Arthur Morthorst, 50
 Joseph Mueller, 51
 Raymond Mueller, 64
 Robert Mulligan, 43
 Leo Murray, 97
 Chester Mutryn, 43
 Anthony Myles, 04

N
 Roy Neary, 39
 *Ronald Nicolai, 61
 Jack Nieser, 47
 Khalil Nixon, 01
 William Nixon, 50
 Brad Noble, 85
 *John Noppenberger, 20

O
 Richard Oberting, 48
 Fred O'Brien, 55
 Paul O'Brien, 51
 James O'Connell, 56
 *Timothy O'Connell, 68
 John O'Hara, 43
 Aaron O'Leary, 98
 Sean O'Mara, 18
 Churchill Odia, 05
 Anthony Olberding, 58

P
 Maurice Palo, 56
 Anthony Palumbo, 58
 *Joseph Pangrazio, Jr., 68
 James Pardi, 56
 Colin Parker, 91
 Terrance Payne, 98
 David Payton, 79
 *Robert Pelkington, 63
 Steven Penhorwood, 74
 *Hal Pennington, 34
 Paul Perrine, 43
 Conor Peterson, 17
 Robert Petroski, 73
 James Phelan, 53
 Charles Phillips, 60
 James Phillips, 31
 Leo Phillips, 59
 *Isaiah Philmore, 14
 Richard Piening, 69
 Franklin Pinchback, 62
 Dave Piontek, 56
 Richard Piontek, 60
 David Plunkett, 75

Michael Plunkett, 76
 Richard Pohlkamp, 51
 Stephen Poppe, 71
 *James Posey, 99
 George Potts, 63
 Mark Poynter, 93
 Lloyd Price, 01
 Ronald Protz, 59
 James Puthoff, 59
 William Puttman, 41
 Ambrose Puttmann, Jr., 31

Q
 *Robert Quick, 68
 Jerry Quinlan, 42

R
 Luther Rackley, 69
 Sydney Raeford, 90
 Michael Ramey, 88
 Brandon Randolph, 15
 *B.J. Raymond, 09
 Richard Reder, 70
 Brad Redford, 13
 James Renforth, 87
 Joseph Rey, 93
 *George Reynolds, 26
 Jalen Reynolds, 16
 Brandon Rice, 06
 Kamall Richards, 14
 Ralph Richter, 79
 Edward Riechman, Jr., 62
 Harry Rieckelman, III, 72
 Michael Riesser, 70
 James Rippe, 75
 *Bertrand Robben, 42
 Richard Robers, 39
 Demetrius Robertson, 99
 Jeff Robinson, 13
 Anthony Roehrich, 79
 Thomas Rohling, 69
 Theodore Rombach, 67
 DeWaun Rose, 95
 Michael Rotterman, 68
 *Donald Ruberg, 51

William Russ, 38

S
 Leo Sack, 36
 *Robert Sack, 33
 Lin Sahlfeld, 43
 Terry Sain, 78
 Thomas Saint John, 54
 Romain Sato, 04
 Thomas Schlager, 69
 Donald Schlosser, 68
 Peter Schmeling, 62
 Irvin Schmidt, 56
 Richard Schneider, 56
 Joseph Schoenfeld, 81
Leighton Schrand, 19
 Howie Schueller, 50
 Joe Schuessler, 13
Paul Scruggs, 19
 James Scully, 50
 Pete Sears, 95
 Philip Sheridan, 37
 *John Shimko, 84
 Terrence Sillies, 71
 *Thomas Simms, 53
 Adam Simons, 07
Ramon Singh, 19
 Matt Singleton, 18
 Thomas Skaleski, 74
 Andre Smith, 96
 Angelo Smith, 04
 *Eugene Smith, 52
 Mark Smydra, 96
 Steve Spivery, 79
 Francis Stahl, 58
 *Matt Stainbrook, 15
 Tim Stainbrook, 17
 John Stasio, 65
 Jack Steenken, 42
 William Steenken, 50
 *Henry Stein, Jr., 59
 Erik Stenger, 14
 *George Sterman, 29
 *James Stout, 31
 Derek Strong, 90

Edmond Sumner, 17
 Joseph Sunderman, 79
 John B. Sweeney, 40
 *Russell Sweeney, 36
Zak Swetye, 19
 Larry Sykes, 95

T
 *Francis Tartaron, Jr., 58
 Andrew Taylor, 11
 Kyle Taylor, 87
 Travis Taylor, 13
 Dan Tehan, 28
 *R. Edward Tepe, 61
 R. Edward Tepe, 30
 William Tepe, 36
 Matt Terpening, 98
 John Tetens, 43
 Richard Thies, 70
 *Jack Thobe, 62
 *Brian Thornton, 06
 *Stephen Thomas, 66
 J.W. Thumann, Sr., 42
 Ray Tomlin, 57
 *John Tracy, 32
 Aaron Turner, 00
 Nate Turner, 98

V
 Nick Vanderpohl, 18
 Kevin Varda, 98
 James Vaughan, 42
 William Veith, 57
 *Joseph Viviano, 59
 *Louis Vonderbrink, 56

W
 Andre Walker, 12
 Archie Walker, 80
 Desmond Walker, 99
 *Jamal Walker, 91
 Keith Walker, 80
 *Tyrice Walker, 94
 Brian Walsh, 10
 John Walter, 56

Lou Walther, 49
 Jack Wambach, 67
 Conny Warren, Jr., 73
 Kevin Waymire, 07
 Nicholas Weiler, 40
 Richard Weiskittel, 24
 Ryan Welage, 19
 Dezmie Wells, 12
 Gerald Wessels, 59
 David West, 03
 Tim Whelan, 14
 Garry Whitfield, 77
 *Jacob Wiener, 26
 John Wiethe, 34
 Bernard Wilhelm, 32
 Clifford Wilke, 51
 Aaron Williams, 93
 Bryan Williams, 67
 *Darnell Williams, 00
 Jaison Williams, 02
 John Williams, 28
 Robert Williams, 73
 Kelly Williamson, 87
 Charles Willis, 74
 *Dwayne Wilson, 93
 Mark Wilson, 76
 Walter Winston, 91
 Andrew Witte, 82
 Johnny Wolf, 07
 Marty Wolf, 79
 *Steve Wolf, 83

Y
 Dave Young, 02

Z
 *John Zeides, 69
 Anthony Zych, 69

The asterisk designation before a name indicates that particular player was a captain or co-captain for the Musketeers. The number indicates the last season that the player earned a letter at Xavier.

RETIRED JERSEYS

Byron Larkin ('88), Xavier's all-time leading scorer, earned Second Team All-American (UPI and Scripps Howard) and Third Team All-American (AP) honors following his senior season, 1987-88. **David West** ('03), 2003 National Player of the Year, is the most decorated player in Xavier basketball history. West, who played 15 NBA seasons, won two NBA titles and was named an NBA All-Star twice, earned AP national honors in each of his final three Xavier seasons. **Brian Grant** ('94), a two-time MCC Player of the Year, is Xavier's highest-ever NBA Draft pick (8 in 1994) and played 13 NBA seasons. **Tyrone Hill** ('90), Xavier's all-time leading rebounder, was Xavier's first-ever NBA Draft "lottery pick" and played 14 NBA seasons.



0	Larry Austin Jr. 2014-16	Jim Kartholl 1947-50	Trevon Bluiett 2014-18	9	Joseph Mueller 1950-51
Lionel Chalmers 1999-04 [^]	Pat Kelsey 1995-98	Derrick Brown 2005-09 [^]	Ducky Castelle # 1959-60	William Nixon 1949-50	Hal Pennington 1933-34
Semaj Christon 2012-14	Brandon Randolph 2013-15	Steve Drew 1982-84	Chris Hall # 1968-70	John "Sock" Wieth 1932-33	
Dee Davis 2011-12	Tom Simms 1950-51	John Koprowski 1935-36	John Koprowski 1935-36	10	Remy Abell 2014-16
Tyrique Jones 2016-19	Joe Schuessler 2012-13	Joe McNeil # 1962-65	Joe McNeil # 1962-65	Doug Alt 1969-72	Doug Alt 1969-72
1	Brian Walsh 2008-10 [^]	Khalil Nixon 2000-01	Khalil Nixon 2000-01	Joe Bowman 1984-86	Joe Bowman 1984-86
Josh Duncan 2004-08	John Wieth 1933-34	Tim O'Connell # 1965-68	Tim O'Connell # 1965-68	Chick Boxwell 1947-51	Chick Boxwell 1947-51
Jalen Reynolds 2012-16 [^]	4	Mark Poynter 1989-93	Mark Poynter 1989-93	Victor Fleming 1980-84	Victor Fleming 1980-84
Paul Scruggs 2017-19	Charles Bronson 2007-08	Andre Smith 1994-96 [^]	Andre Smith 1994-96 [^]	Chris Hall 1967-68	Chris Hall 1967-68
Jaison Williams 2001-02	Lenny Brown 1995-99	Bill Steenken 1945-49	Bill Steenken 1945-49	Ricky Jannott 1959-60	Ricky Jannott 1959-60
2	Ducky Castelle 1959-60	Kyle Taylor 1986-87	Kyle Taylor 1986-87	Dave Lynch 1966-67	Dave Lynch 1966-67
Landen Amos 2011-12	James Coleman 1932-33	Dezmine Wells 2011-12	Dezmine Wells 2011-12	Mark Lyons 2008-12 [^]	Mark Lyons 2008-12 [^]
Kyle Castlin 2018-19	Elias Harden 2017-19	6	Bill Hoffer 1948-51	Leo McDermott 1960-62	Leo McDermott 1960-62
James Farr 2012-16	Jerry Helmers # 1969-70	Bill Hoffer 1948-51	Bill Hoffer 1948-51	David Payton 1975-79	David Payton 1975-79
Adrion Graves 2006-08	David Hills 1950-52	7	Jim Boothe 1954-56	Jim Rippe 1972-75	Jim Rippe 1972-75
Jordan Latham 2010-11	Kenny Jordan 1933-34	Jim Boothe 1954-56	Jim Boothe 1954-56	Romain Sato 2000-04	Romain Sato 2000-04
Brian Thornton 2003-06 [^]	Mike Kelsey # 1968-69	Dick McQuade 1946-50	Dick McQuade 1946-50	Leighton Schrand 2016-19	Leighton Schrand 2016-19
3	Joe McNeil 1962-65	Richard Pohlkamp 1950-51	Richard Pohlkamp 1950-51	Steve Thomas 1962-66	Steve Thomas 1962-66
Ashanti Burgess 2015-16	Art Morthorst 1946-50	8	Bob Alston 1946-50	Jamal Walker 1987-91	Jamal Walker 1987-91
Justin Cage 2003-07	Tim O'Connell 1965-68	Bob Alston 1946-50	Bob Alston 1946-50	John Zeides 1968-69	John Zeides 1968-69
O'Neil Cooper 2011-12	Churchill Odia 2004-05	5			
Kevin Frey 1998-02	Edmond Sumner 2014-17 [^]	Richard Berning 1950-52			
Quentin Goodin 2016-19	Travis Taylor 2011-13				

11	Malcolm Bernard 2016-17	Johnny Mazza 2009-11
Ed Bissmeyer 1946-48	John McCreary 1932-34	John McCreary 1932-34
Jay Canty 2010-11	Frank Tartaron 1955-56	Frank Tartaron 1955-56
Dee Davis 2012-15	Nate Turner 1996-98	Nate Turner 1996-98
Norman Grevey 1949-51	Tim Whelan 2012-14	Tim Whelan 2012-14
Chris Hall # 1967-68	Bryan Williams 1963-64	Bryan Williams 1963-64
Ricky Jannott # 1959-60	Johnny Wolf 2005-07	Johnny Wolf 2005-07
Kerem Kanter 2017-18	Nick Vanderpohl 2017-18	Nick Vanderpohl 2017-18
Stan Kimbrough 1985-89 [^]	15	
Dave Lynch # 1966-67	Sherwin Anderson 1993-97	Sherwin Anderson 1993-97
Leo McDermott # 1960-62	Myles Davis 2012-16 [^]	Myles Davis 2012-16 [^]
Steve Poppe # 1968-70	Justin Doellman 2003-07	Justin Doellman 2003-07
B.J. Raymond 2005-09	Greg Dougan 2011-12	Greg Dougan 2011-12
Angelo Smith 2002-04	Ted Duggins 1978-79	Ted Duggins 1978-79
Steve Thomas # 1962-66	Fred Foster # 1962-63	Fred Foster # 1962-63
	Al Gundrum # 1959-60	Al Gundrum # 1959-60
	Jerry Helmers 1969-72	Jerry Helmers 1969-72
	Mike Kelsey 1968-69	Mike Kelsey 1968-69
12	Ralph Lee 1982-86	Ralph Lee 1982-86
Cullen Barr 2016-17	Dave Lynch # 1964-66	Dave Lynch # 1964-66
Mike Cobb 1985-86	Thomas Malone # 1961-62	Thomas Malone # 1961-62
Darnell Dawson 1973-74	Maurice McAfee 1997-01	Maurice McAfee 1997-01
Dedrick Finn 2002-06	Bob McQuade 1945-46	Bob McQuade 1945-46
Steve Gentry 1990-94 [^]	Steve Penhorwood 1972-74	Steve Penhorwood 1972-74
Dale Haarman 1975-77	Hal Pennington 1932-33	Hal Pennington 1932-33
Dontarius James 2018-19	Sydney Raeford 1988-90	Sydney Raeford 1988-90
Richard Korb 1948-51	Terry Sain 1976-78	Terry Sain 1976-78
Gary Lumpkin 1995-99	Dick Schneider 1953-56	Dick Schneider 1953-56
Gary Massa 1977-81	Andrew Taylor 2007-11 [^]	Andrew Taylor 2007-11 [^]
Rich Piontek 1959-60	Bryan Williams # 1963-64	Bryan Williams # 1963-64
Ricky Reder 1968-70	Mark Wilson 1974-76	Mark Wilson 1974-76
Brad Redford 2008-13 [^]	16	
Franny Stahl 1955-56	William Cady 1948-51	William Cady 1948-51
Nick Vanderpohl 2017-18	Frank Mercurio 1932-33	Frank Mercurio 1932-33
Conny Warren 1970-73	Hank Schmidt 1954-56	Hank Schmidt 1954-56
13		
Stephen Duckett 2007-09	17	
Chris Hall 1968-70	John Albrinck 1954-56	John Albrinck 1954-56
Kevin Feeney 2009-11	Dan Corbett 1932-33	Dan Corbett 1932-33
Makindé London 2014-16 [^]	Richard Korb 1946-48	Richard Korb 1946-48
Tommy Malone 1958-59	John Maher 1934-35	John Maher 1934-35
Naji Marshall 2017-19	Gene Smith 1949-51	Gene Smith 1949-51
Brandon McIntosh 1998-99 [^]	Lou Walther 1948-49	Lou Walther 1948-49
Malcolm McMullen 1947-49	18	
Bob Petroski 1970-72	Kenny Jordan 1932-33	Kenny Jordan 1932-33
Rich Pionek # 1959-60	Dave Piontek 1954-56	Dave Piontek 1954-56
Dave Young 1999-03 [^]	Cliff Wilke 1949-50	Cliff Wilke 1949-50
14		
Walt Corbean 1985-88	19	
Robert Dean 1948-51	Huck Budde 1950-51	Huck Budde 1950-51
Fred Foster 1962-63	Chuck Hoffmann 1954-55	Chuck Hoffmann 1954-55
Al Gundrum 1959-60	Tony Olberding 1955-56	Tony Olberding 1955-56
Eric Knop 1989-93		
Dave Lynch 1964-66		
Thomas Malone 1961-62		

20	C.J. Anderson 2007-09
Alex Bergen 2015-17	Alex Bergen 2015-17
Phil Bucklew 1934-35	Phil Bucklew 1934-35
John Collins 1950-51	John Collins 1950-51
Michael Davenport 1987-91	Michael Davenport 1987-91
Joseph Geiger 1961-64	Joseph Geiger 1961-64
Jim Hengehold 1964-67	Jim Hengehold 1964-67
Dupree Lucas 2004-05	Dupree Lucas 2004-05
Justin Martin 2010-14 [^]	Justin Martin 2010-14 [^]
Paul Matson 1970-73	Paul Matson 1970-73
Stan McCoy 1973-77	Stan McCoy 1973-77
Brandon McIntosh 1999-01	Brandon McIntosh 1999-01
Bill Middendorf 1959-60	Bill Middendorf 1959-60
Ben Monhollen 1960-61	Ben Monhollen 1960-61
Ricky Reder 1967-68	Ricky Reder 1967-68
Joe Rey 1992-93	Joe Rey 1992-93
Richard Roberts 1936-37	Richard Roberts 1936-37
Harry Russ 1937-38	Harry Russ 1937-38
Joe Schoenfeld 1977-81	Joe Schoenfeld 1977-81
Ramon Singh 2018-19	Ramon Singh 2018-19
Matt Singleton 2017-18	Matt Singleton 2017-18
Mark Smydra 1995-96	Mark Smydra 1995-96
James Vaughan # 1939-40	James Vaughan # 1939-40
Lou Vonderbrink 1974-76	Lou Vonderbrink 1974-76
Kelly Williamson 1985-87	Kelly Williamson 1985-87
21	
Pete Accetta 1972-75	Pete Accetta 1972-75
Rusty Blossom 1969-72	Rusty Blossom 1969-72
Jerry Butler 1986-90	Jerry Butler 1986-90
Anthony Coleman 2000-03 [^]	Anthony Coleman 2000-03 [^]
Boubacar Coly 2003-06 [^]	Boubacar Coly 2003-06 [^]
William Donovan 1950-51	William Donovan 1950-51
Larry Foley 1941-42	Larry Foley 1941-42
William Gates # 1939-40	William Gates # 1939-40
Joe Geiger # 1961-64	Joe Geiger # 1961-64
Leroy Greenidge 1983-86	Leroy Greenidge 1983-86
Jim Hengehold # 1964-67	Jim Hengehold # 1964-67
Ricky Jannott 1957-59	Ricky Jannott 1957-59
T.J. (Tavares) Johnson 1994-98	T.J. (Tavares) Johnson 1994-98
Paul Jones 1981-83	Paul Jones 1981-83
Robert Kruer 1940-41	Robert Kruer 1940-41
Chris Mack 1990-93 [^]	Chris Mack 1990-93 [^]
Bill Middendorf # 1959-60	Bill Middendorf # 1959-60
Tom Mitchell 1952-55	Tom Mitchell 1952-55
Ben Monhollen # 1960-61	Ben Monhollen # 1960-61
Ricky Reder# 1967-70	Ricky Reder# 1967-70
Jeff Robinson 2009-13	Jeff Robinson 2009-13
Tom Schlager 1968-69	Tom Schlager 1968-69
Gene Smith 1951-52	Gene Smith 1951-52
Tim Stainbrook 2013-17	Tim Stainbrook 2013-17
Zak Swetye 2018-19	Zak Swetye 2018-19
Ray Tomlin 1956-57	Ray Tomlin 1956-57
Keith Walker 1977-80	Keith Walker 1977-80
Nicholas Weiler 1937-39	Nicholas Weiler 1937-39
Garry Whitfield 1975-77	Garry Whitfield 1975-77

XAVIER MEN'S BASKETBALL ALL-TIME NUMBERS

<p>22</p> <p>John Albrinck 1956-57</p> <p>Landen Amos 2012-14</p> <p>Perry Ashley 1968-70</p> <p>Huck Budde 1951-53</p> <p>Tim Chadwell 1979-80</p> <p>Tim Deardorff 1972-73</p> <p>A.J. Frazier 2018-19</p> <p>Kaiser Gates 2015-18</p> <p>Jamie Gladden 1989-93</p> <p>Brad Graff 1970-72</p> <p>Albert Howe 1936-37</p> <p>Andre Johnson 1999-02</p> <p>Edward Kluska # 1939-40</p> <p>Jamel McLean 2007-11^</p> <p>Bill Middendorf 1957-59</p> <p>Roy Neary 1937-39</p> <p>Ron Nicolai 1959-61</p> <p>Mike Ramey 1985-89</p> <p>Brandon Rice 2004-06</p> <p>Dick Schneider 1953-54</p> <p>23</p> <p>Stu Courchaine 1955-58</p> <p>Jeff Jenkins 1980-84</p> <p>Edward Kluska 1937-39</p> <p>Byron Larkin 1984-88</p> <p>Ron Nicolai # 1959-61</p> <p>Jay O'Hara 1942-43</p> <p>Charlie Phillips 1958-59</p> <p>Tom Simms 1951-53</p> <p>Nicholas Weiler # 1939-40</p> <p>24</p> <p>J.D. Barnett 1986-88</p> <p>Paul Beckman 1937-39</p> <p>Mark Brinkman 1973-74</p> <p>Alvin Brown 1997-02^</p> <p>Tom Condon 1980-82</p> <p>Tim Deardorff 1971-72</p> <p>Thomas Freppon 1961-64</p> <p>Joe Gromada 1968-71</p> <p>Jim Haffner 1959-61</p> <p>Richard Harris 1982-86</p> <p>Ken Harvey 1993-97</p> <p>Tom Hext 1964-66</p> <p>David Hils 1952-53</p> <p>Jerome Holmes 1988-89</p> <p>Drew Lavender 2005-08^</p> <p>Charles McEvoy 1936-37</p> <p>Andrew Mitchell 2014-15</p> <p>Anthony Myles 2002-04</p> <p>Jim O'Connell 1953-54</p> <p>Joe Pangrazio 1966-68</p> <p>Conor Peterson 2016-17</p> <p>Leo Phillips 1958-59</p> <p>Kamall Richards 2013-14</p>	<p>Frank Tartaron 1956-58</p> <p>Robbie Williams 1972-73</p> <p>25</p> <p>Jack Cahill 1952-54</p> <p>Nick Daniels 1975-79</p> <p>Pat Donovan 1938-39</p> <p>Thomas Freppon # 1961-64</p> <p>Joe Gromada # 1968-71</p> <p>Jim Haffner # 1959-61</p> <p>Michael Hawkins 1991-95</p> <p>Tom Hext # 1964-66</p> <p>Robert Himmler # 1939-40</p> <p>Dante Jackson 2007-11</p> <p>Keith Jackson 2001-05</p> <p>Leo Murray 1995-97</p> <p>Jim O'Connell 1954-56</p> <p>Joe Pangrazio # 1966-68</p> <p>Mike Plunkett 1972-75</p> <p>Dwayne Wilson 1988-89^</p> <p>Steve Wolf 1980-83</p> <p>26</p> <p>Phil Sheridan 1936-37</p> <p>John Sweeney 1937-39</p> <p>27</p> <p>Donald Bailey 1936-37</p> <p>Pat Donovan 1937-38</p> <p>Robert Herfurt # 1939-40</p> <p>28</p> <p>Donald Caroll 1937-39</p> <p>Joe Kruse 1934-37</p> <p>Bert Robben # 1939-40</p> <p>James Vaughan 1940-42</p> <p>29</p> <p>Bill Ferguson 1936-37</p> <p>Russ Sweeney 1935-36</p> <p>John Thumann # 1939-40</p> <p>30</p> <p>Donald Donovan 1945-47</p> <p>Anthony Hicks 1979-83</p> <p>Albert Howe 1937-38</p> <p>John Koprowski 1936-37</p> <p>Pius Litzinger 1938-39</p> <p>Jeff Massey 1993-95</p> <p>Joseph McDaniel 1939-40</p> <p>Ray Mueller 1961-63</p> <p>Robert Mulligan 1940-42</p> <p>Colin Parker 1987-91</p> <p>Bob Quick 1965-68</p> <p>Ed Tepe 1959-61</p> <p>Bill Tepe 1934-36</p> <p>David West 1999-03</p>	<p>31</p> <p>Reggie Bell 1986-87</p> <p>Don Bolton 1945-48</p> <p>Ducky Castelle 1957-59</p> <p>Tim Chadwell 1978-79</p> <p>Obi Harris 1998-00</p> <p>Bob Heim 1951-53</p> <p>Dwight Hollins 1979-81</p> <p>John Kelley 1981-86^</p> <p>Frank Kucia 1936-38</p> <p>Ron Laker 1972-76</p> <p>Jason Love 2006-10</p> <p>Dave Minor 1988-90</p> <p>Ray Mueller # 1961-63</p> <p>Isaiah Philmore 2011-14^</p> <p>Bob Quick # 1965-68</p> <p>Harry Russ 1939-40</p> <p>Leo Sack 1933-36</p> <p>Dave Sillies # 1968-71</p> <p>Travis Taylor 2010-11^</p> <p>Ed Tepe # 1959-61</p> <p>John Thumann 1939-42</p> <p>Marty Wolf 1975-78</p> <p>32</p> <p>Jim Boothe 1956-57</p> <p>Maurice Brantley 1990-92</p> <p>Keenan Christiansen 2002-06</p> <p>Kevin Coker 2012-16</p> <p>Broderick Dow 1977-81</p> <p>Bill Ferguson 1935-36</p> <p>Kenny Frease 2008-12</p> <p>Albert Geselbacht 1937-40</p> <p>Al Gundrum 1957-59</p> <p>Gary Holle 1972-73</p> <p>George Hollenstein 1960-63</p> <p>Paul Kobussen 1967-68</p> <p>John Macel 1964-67</p> <p>Mike McCall 1973-77</p> <p>Charlie Phillips 1959-60</p> <p>Dave Piontek 1953-54</p> <p>Jim Renforth 1986-90^</p> <p>Bert Robben 1939-42</p> <p>Russ Sweeney 1933-35</p> <p>Ryan Welage 2018-19</p> <p>Darnell Williams 1995-00^</p> <p>33</p> <p>Brandon Cole 2002-07^</p> <p>Jim Dentinger 1956-59</p> <p>Scotty Franklin 1971-74</p> <p>Brian Grant 1990-94</p> <p>George Hollenstein # 1960-63</p> <p>Joe Hughes 2007-11</p> <p>Pius Litzinger # 1939-40</p> <p>John Macel # 1964-67</p> <p>Jack MacKenna 1934-35</p>	<p>Walter McBride 1982-86</p> <p>Terrance Payne 1994-98^</p> <p>Jim Phelan 1951-53</p> <p>Charlie Phillips # 1959-60</p> <p>Steve Poppe 1968-71</p> <p>Derek Strong 1987-90</p> <p>John Tetens 1940-42</p> <p>Archie Walker 1975-80</p> <p>Nicholas Weiler 1939-40</p> <p>Andy Witte 1981-82</p> <p>34</p> <p>Jim Bothen 1962-63</p> <p>Maurice Brantley 1989-90</p> <p>Stanley Burrell 2004-08</p> <p>Kevin Carr 1994-97^</p> <p>Ray Epton 1983-84</p> <p>Myles Hanson 2018-19</p> <p>Terry Sillies 1968-71</p> <p>Chuck Kirkhoff 1952-53</p> <p>Joseph McDaniel # 1939-40</p> <p>Charley McEvoy 1937-38</p> <p>Paul Perrine 1940-41</p> <p>Frank Pinchback 1959-62</p> <p>Lloyd Price 1998-01</p> <p>Ralph Richter 1979-80</p> <p>Harry Russ 1939-40</p> <p>Hank Stein 1956-59</p> <p>Lou Vonderbrink 1953-54</p> <p>Tyrice Walker 1990-94</p> <p>Jack Wambach 1963-66</p> <p>John Zeides 1966-68</p> <p>35</p> <p>Doug Alt # 1969-72</p> <p>Dexter Bailey 1980-84</p> <p>Jim Bothen # 1962-65</p> <p>Don Darby 1968-70</p> <p>Anthony Espelage 1945-47</p> <p>Bob Fullarton 1970-73</p> <p>RaShid Gaston 2016-17</p> <p>Zach Hankins 2018-19</p> <p>Anthony Hubbard 1973-77</p> <p>Bob King 1977-80</p> <p>Jim Kromer 1994-97</p> <p>Frank Pinchback # 1959-62</p> <p>Pete Sears 1993-95</p> <p>Erik Stenger 2011-14^</p> <p>Tom St. John 1952-53</p> <p>Desmond Walker 1998-99</p> <p>Jack Wambach # 1963-66</p> <p>John Zeides # 1966-69</p> <p>36</p> <p>Bob Benjamin 1945-48</p> <p>William Gates 1939-41</p> <p>Jack Steenken 1941-42</p>	<p>37</p> <p>Ed Bissmeyer 1945-46</p> <p>Edward Kluska 1939-40</p> <p>Robert Krueer 1941-42</p> <p>Charley McEvoy 1935-36</p> <p>38</p> <p>Stan Ense 1940-42</p> <p>Al Geselbacht 1939-40</p> <p>39</p> <p>Herm Hornhorst 1945-47</p> <p>Jack MacKenna 1935-36</p> <p>James Vaughan 1939-40</p> <p>40</p> <p>David Anderson 1979-81</p> <p>Jon Andre 1970-72</p> <p>Mark Brinkman 1976-77</p> <p>Dexter Campbell 1984-88</p> <p>Denny Crane 1964-66</p> <p>Darnell Dawson 1975-76</p> <p>John Gorman 1963-64</p> <p>Robert Himmler 1939-42</p> <p>Marcus Mason 1999-01</p> <p>Mike McMahan 1960-63</p> <p>Ken Meyer 1981-83</p> <p>George Miller 1973-75</p> <p>Tom Rohling 1966-69</p> <p>DeWaun Rose 1990-95</p> <p>Matt Stainbrook 2012-15^</p> <p>Matt Terpening 1996-98</p> <p>Keith Walker 1976-77</p> <p>41</p> <p>Tom Binegar # 1969-70</p> <p>Denny Crane # 1964-66</p> <p>John Gorman # 1963-64</p> <p>Robert Heiny 1945-47</p> <p>Paul Margerum 1951-54</p> <p>Mike McMahon # 1960-63</p> <p>James Posey 1995-99^</p> <p>Jerry Quinlan 1940-42</p> <p>Tom Rohling # 1966-69</p> <p>Adam Simons 2005-07</p> <p>Joe Viviano 1956-59</p> <p>42</p> <p>Tom Binegar 1969-72</p> <p>Ben Cooper 1963-66</p> <p>Matt DeBoor 1951-54</p> <p>Gary Deidrick 1972-75</p> <p>Corny Freeman 1956-58</p> <p>Walt Gorka 1966-68</p> <p>Tyrone Hill 1986-90</p> <p>Billy Kirvin 1959-62</p> <p>Leo McDermott 1962-63</p>	<p>John Shimko 1980-84</p> <p>Steve Spivery 1976-79</p> <p>Ed Tepe 1958-59</p> <p>43</p> <p>Perry Ashley # 1968-70</p> <p>Tyson Brit 1993-96</p> <p>Ben Cooper # 1963-66</p> <p>Walt Gorka # 1966-68</p> <p>Chuck Hofmann 1952-54</p> <p>Billy Kirvin # 1959-62</p> <p>Leo McDermott # 1962-63</p> <p>Tony Olberding 1956-58</p> <p>44</p> <p>Jim Douglas 1983-85</p> <p>Jon Hanley 1979-83</p> <p>Bob Heim 1953-54</p> <p>Griffin McKenzie 2010-12</p> <p>Ron Nicolai 1958-59</p> <p>Fred O'Brien 1952-53</p> <p>Luther Rackley 1966-69</p> <p>Harry Rieckelmann 1969-71</p> <p>Ted Rombach 1963-65</p> <p>Mike Rotterman 1967-68</p> <p>Pete Schmeling 1959-62</p> <p>Joe Sunderman 1975-79</p> <p>Dick Thies 1965-66</p> <p>Aaron Turner 1998-00^</p> <p>Gerry Wessels 1957-58</p> <p>Aaron Williams 1989-93</p> <p>Tilt Willis 1971-73</p> <p>45</p> <p>James Baronas 1998-02</p> <p>Luther Rackley # 1966-69</p> <p>Harry Rieckelmann # 1969-71</p> <p>Ted Rombach # 1963-65</p> <p>Mike Rotterman # 1967-68</p> <p>Pete Schmeling # 1959-62</p> <p>Dick Thies # 1965-66</p> <p>Kevin Waymire 2004-07</p> <p>50</p> <p>Torraye Braggs 1996-98</p> <p>Mark Brinkman 1975-76</p> <p>Don Darby 1967-68</p> <p>Tom Dee 1976-78</p> <p>Andy Donnelly 1984-86</p> <p>Erik Edwards 1990-94</p> <p>Jerry Foley 1972-75</p> <p>John Gorman 1965-67</p> <p>Robert Pelkington 1961-64</p> <p>Ralph Richter 1978-79</p> <p>Terry Sillies 1968-71</p> <p>Tom Skaleski 1971-72</p> <p>Bryan Williams 1964-66</p>	<p>51</p> <p>Don Darby# 1967-70</p> <p>John Gorman # 1965-67</p> <p>Robert Pelkington # 1961-64</p> <p>Bryan Williams # 1964-66</p> <p>52</p> <p>Jim Bothen 1963-65</p> <p>Will Caudle 2001-06^</p> <p>Jim Enright 1959-63</p> <p>Jim Haffner 1957-59</p> <p>Tu Holloway 2008-12</p> <p>Rich Piontek 1957-60</p> <p>Ted Rombach 1965-66</p> <p>Tom Schlager 1966-68</p> <p>Dwayne Wilson 1989-93</p> <p>53</p> <p>Rusty Blossom # 1969-72</p> <p>Jim Bothen # 1963-65</p> <p>Ryan Caldwell 1999-03</p> <p>Jim Enright # 1959-63</p> <p>Brad Noble 1982-85^</p> <p>Jim Puthoff 1956-59</p> <p>Ted Rombach # 1965-66</p> <p>Tom Schlager # 1966-69</p> <p>54</p> <p>Tom Compton 2000-04</p> <p>Jay Eck 1970-73</p> <p>Chuck Kromer 1968-70</p> <p>James Lacey 1965-67</p> <p>John Miller 1976-77</p> <p>Sean O'Mara 2014-18</p> <p>Mike Plunkett 1973-76</p> <p>Tony Roehrich 1977-79</p> <p>John Stasio 1962-65</p> <p>Larry Sykes 1991-95</p> <p>Jack Thobe 1959-62</p> <p>Andre Walker 2011-12</p> <p>55</p> <p>Reggie Butler 1996-01^</p> <p>Jordan Crawford 2008-10^</p> <p>Eddie Johnson 1981-86^</p> <p>Paul Kobussen # 1967-68</p> <p>Bob Koester 1986-90</p> <p>Chuck Kromer # 1968-70</p> <p>Jim Kromer 1993-94</p> <p>James Lacey # 1965-67</p> <p>J.P. Macura 2014-18</p> <p>John Stasio # 1962-65</p> <p>Jack Thobe # 1959-62</p>
---	---	--	---	--	---	---

Current players are in bold

Worn as away jersey

^ Redshirted 1 or more years

INDIVIDUAL RECORDS

MOST POINTS

Game	50	Steve Thomas (vs. Detroit)	1-6-64
	47	David West (vs. Dayton)	2-8-03
	45	Byron Larkin (vs. Loyola of Chicago)	2-28-86
	45	Steve Thomas (vs. Cincinnati)	3-4-64
	45	Gene Smith (vs. Georgetown, Ky.)	1-12-52
Season	792	Byron Larkin	1986-87
	779	Steve Thomas	1963-64
	758	Byron Larkin	1987-88
Career	2,696	Byron Larkin	1984-88
	2,261	Trevon Bluiett	2014-18
	2,132	David West	1999-2003
	2,005	Romain Sato	2000-04
	2,003	Tyrone Hill	1986-90
	1,885	Lenny Brown	1995-99

Highest Point Average

Season	30.0	Steve Thomas	1963-64
	*28.9	Steve Thomas	1964-65
	25.3	Byron Larkin	1987-88
Career	23.6	Steve Thomas	1962-66
	22.3	Byron Larkin	1984-88
	21.0	Bob Quick	1965-68

*Not official record since he played only 14 games.

MOST POINTS IN A GAME AT CINTAS CENTER

47	David West (vs. Dayton)	2-8-03
----	-------------------------	--------

MOST POINTS IN A GAME AWAY FROM HOME

45	Byron Larkin (vs. Loyola of Chicago)	2-28-86
----	--------------------------------------	---------

MOST REBOUNDS

Game	31	Bob Pelkington (vs. St. Francis Pa.)	2-18-64
	28	Corny Freeman (three times)	1956-57
Season	*567	Bob Pelkington	1963-64
	*526	Corny Freeman	1956-57
	454	Bob Pelkington	1962-63
		*Indicates led nation in rebounding.	
Career	1,380	Tyrone Hill	1986-90
	1,325	Bob Pelkington	1961-64
	1,308	David West	1999-2003
	1,080	Brian Grant	1990-94

HIGHEST REBOUND AVERAGE

Season	*21.8	Bob Pelkington	1963-64
	*18.8	Corny Freeman	1956-57
	16.2	Bob Pelkington	1962-63
		*Indicates led nation in rebounding.	
Career	16.6	Bob Pelkington	1961-64
	12.7	Luther Rackley	1966-69
	12.1	Dave Piontek	1953-56
	12.0	Bob Quick	1965-68

MOST ASSISTS

Game	18	Keith Walker (vs. Detroit)	2-7-80
	15	Dee Davis (vs. Providence College)	2-7-15
	15	Dee Davis (vs. Fairleigh Dickinson)	11-9-12
	15	Tu Holloway (vs. La Salle)	2-22-11
	15	Ralph Lee (vs. Loyola of Chicago)	2-28-86
	15	Dave Lynch (vs. St. Francis, Pa.)	1-15-66
Season	251	Ralph Lee	1985-86
	221	Dee Davis	2014-15
	199	Ralph Lee	1984-85
Career	699	Ralph Lee	1982-86
	639	Jamal Walker	1987-91
	550	Tu Holloway	2008-12
	496	Keith Walker	1976-80

MOST STEALS

Game	9	James Posey (vs. Fordham)	1-10-98
	8	Jamal Walker (vs. Fordham)	1-5-91
	8	Stan Kimbrough (vs. Louisville)	11-18-88
	8	Anthony Hicks (vs. Butler)	2-2-82
	8	Keith Walker (vs. Valparaiso)	2-17-79
Season	102	James Posey	1998-99
	81	Lenny Brown	1997-98
	79	Nick Daniels	1977-78
	69	Stan Kimbrough	1988-89
	63	James Posey	1997-98
	63	Byron Larkin	1987-88
	62	Lenny Brown	1996-97
	62	Lenny Brown	1998-99
Career	242	Lenny Brown	1995-99
	226	Anthony Hicks	1979-83
	214	James Posey	1996-99
	202	Nick Daniels	1975-79

MOST BLOCKS

Game	8	David West (vs. Coastal Carolina)	11-17-01
	7	David West (at Rhode Island)	1-23-02
	7	David West (at La Salle)	2-25-01
	7	Dave Payton (vs. Southwestern of Memphis)	2-26-78
	7	Aaron Williams (vs. Loyola of Chicago)	2-6-90
	6	Zach Hankins (vs. Detroit Mercy)	12-21-18
	6	Travis Taylor (vs. Saint Louis)	3-6-13
	6	David West (vs. George Washington)	2-3-01
	6	Reggie Butler (vs. Eastern Kentucky)	11-22-00
	6	Aaron Williams (vs. Mt. St. Mary's)	11-24-90
	6	Brian Grant (vs. George Washington)	2-12-94
	6	James Posey (vs. Temple)	2-14-99
Season	80	David West	2001-02
	61	David West	2000-01
	57	Aaron Williams	1990-91
	57	Aaron Williams	1991-92
	55	Aaron Williams	1992-93
	54	Zach Hankins	2018-19
Career	228	David West	1999-2003
	197	Aaron Williams	1989-93
	140	Justin Doellman	2003-07
	130	Kenny Frease	2008-12
	127	Jason Love	2006-10
	127	Brian Grant	1990-94

MOST FIELD GOAL ATTEMPTS

Game	34	Steve Thomas (vs. Detroit)	1-6-64
Season	637	Steve Thomas	1963-64
Career	1,949	Byron Larkin	1984-88

MOST FIELD GOALS MADE

Game	18	Steve Thomas (vs. Detroit)	1-6-64
Season	302	Steve Thomas	1963-64
Career	1,022	Byron Larkin	1984-88

HIGHEST FIELD GOAL PERCENTAGE

Season	.686	Zach Hankins (162-236)	2018-19
	.654	Brian Grant (223-341)	1992-93
Career (2 years)	.619	Brian Thornton	2004-06
Career (3 or 4 years)	.594	Brian Grant	1990-94

MOST 3-PT. FIELD GOALS MADE

Game	9	Trevon Bluiett (vs. Cincinnati)	1-26-17
	9	Romain Sato (vs. Rhode Island)	2-15-03
	8	Trevon Bluiett (vs. Seton Hall)	2-14-18
	8	Romain Sato (at Rhode Island)	1-13-01
	7	Brad Redford (vs. George Washington)	1-12-13
	7	B.J. Raymond (vs. Auburn)	12-3-08
	7	Drew Lavender (vs. Charlotte)	2-3-07
	7	Lionel Chalmers (vs. Fordham)	2-7-04
	7	Romain Sato (vs. Duquesne)	1-30-02
	7	Maurice McAfee (vs. St. Bona in A-10 Trn.)	3-9-00
	7	Jamie Gladden (vs. Wichita State)	12-30-92
	7	Jamie Gladden (vs. Cincinnati)	1-27-93
Season	105	Trevon Bluiett	2017-18
	104	Lenny Brown	1998-99
	101	Lionel Chalmers	2003-04
Career	319	Trevon Bluiett	2014-18
	307	Romain Sato	2000-04
	236	Lenny Brown	1995-99
	235	Lionel Chalmers	2000-04

MOST 3-PT. FIELD GOAL ATTEMPTS

Game	16	Romain Sato (vs. Rhode Island)	2-15-03
	15	Jeff Massey (vs. La Salle)	1-14-95
	15	Jamie Gladden (vs. Butler)	3-7-92
Season	263	Lenny Brown	1998-99
Career	836	Romain Sato	2000-04
	831	Trevon Bluiett	2014-18
	646	Lenny Brown	1995-99

HIGHEST 3-PT. FIELD GOAL PERCENTAGE (4 ATT. MIN.)

Game	1.000	Drew Lavender (5-5 at St. Bonaventure)	1-24-07
	1.000	Josh Duncan (5-5 at Charlotte)	2-13-08
	1.000	Dee Davis (5-5 at Cincinnati)	2-18-14
Season	.465	Brad Redford (53-114)	2008-09
Career	.435	Jamie Gladden (154-354)	1989-93

MOST FREE THROW ATTEMPTS

Game	24	Bob Quick (vs. Marquette)	2-26-68
Season	270	Tu Holloway	2010-11
Career	874	David West	1999-2003

MOST FREE THROWS MADE

Game	22	Bob Quick (vs. Marquette)	2-26-68
------	----	---------------------------	---------



Ralph Lee holds the school record for most assists in a career (699) and the top two single season totals in school history, including a school record 251 in his senior season of 1985-86. Lee is seen here dribbling up court with the old red, white and blue National Invitation Tournament basketball used during the 1984 NIT games at Cincinnati Gardens. XU defeated Ohio State and Nebraska in 1984 at Cincinnati Gardens to advance to the NIT Quarterfinals.



Bill Kirvin, a member of the Xavier Athletic Hall of Fame, earned a reputation as one of the nation's best free throw shooters. His school record streak of 30 straight free throws made stood for almost 40 years.

SINGLE GAME INDIVIDUAL RECORDS BY CLASS

Season	235	Tu Holloway	2010-11
Career	675	Tu Holloway	2008-12
	662	David West	1999-2003

HIGHEST FREE THROW PERCENTAGE

Game	1.000	Tu Holloway (17-17 at Richmond)	1-29-11
Season	*.902	Joe Geiger (74-82)	1961-62
Career	.852	Tu Holloway (675-792)	2008-12

*Indicates led nation in free throw percentage.

MOST WINS

Career	108	Jason Love	2006-10
	107	Dante Jackson & Joe Hughes	2007-11

MOST PERSONAL FOULS

Season	123	James Posey	1998-99
Career	419	Tyrone Hill	1986-90

MOST GAMES PLAYED

142	Trevon Bluiett	2014-18
141	J.P. Macura	2014-18
137	Dante Jackson	2007-11
137	B.J. Raymond	2005-09
137	Kenny Frease	2008-12
134	Tu Holloway	2008-12
132	Dee Davis	2011-15
132	Brad Redford	2008-13
132	Stanley Burrell	2004-08
132	Justin Doellman	2003-07
131	Justin Cage	2003-07
130	Kevin Frey	1998-2002
130	Romain Sato	2000-04
128	Josh Duncan	2004-08

MOST STARTS

Career	136	Trevon Bluiett	2014-18
	130	Romain Sato	2000-04

MOST CONSECUTIVE STARTS

Career	130	Romain Sato	2000-04
	126	David West	1999-2003

MOST STARTS AS A FRESHMAN

33	David West	1999-2000
----	------------	-----------

MOST DOUBLE-DOUBLES IN SCORING-REBOUNDING

Season	24	Tyrone Hill	1989-90
	22	David West	2002-03
	20	David West	2000-01
	20	Tyrone Hill	1988-89
Career	68	David West	1999-2003
	64	Tyrone Hill	1986-90

MOST CONSECUTIVE GAMES WITH A DOUBLE-DOUBLE IN SCORING-REBOUNDING

10	Tyrone Hill	Jan.18-Feb. 22, 1990
10	David West	Jan. 7-Feb. 15, 2003

MOST GAMES SCORING IN DOUBLE FIGURES

Season	34	Jordan Crawford	2009-10
	33	Trevon Bluiett	2016-17
	33	Romain Sato	2003-04
Career	117	Byron Larkin	1984-88
	116	Trevon Bluiett	2014-18

MOST CONSECUTIVE GAMES SCORING IN DOUBLE FIGURES

78	Byron Larkin	1986-88
56	David West	1999-2003
42	Stan Kimbrough	1986-89

MOST CAREER 20-POINT PLUS GAMES

83	Byron Larkin	1984-88
----	--------------	---------

MOST SEASONS AS TEAM'S LEADING SCORER

4	Byron Larkin	1984-88
---	--------------	---------

MOST SEASONS AS TEAM'S LEADING REBOUNDER

4	David West	1999-2003
4	Brian Grant	1990-94
4	Tyrone Hill	1986-90

MOST CONSECUTIVE FIELD GOALS MADE

16	Josh Duncan	2007-08
----	-------------	---------

MOST CONSECUTIVE FREE THROWS MADE

31	Romain Sato	2003-04
31	James Posey	1998-99
30	Bill Kirvin	1959-60
27	Tu Holloway	2008-09

POINTS

FRESHMAN:

35	Darnell Williams	vs. Duquesne (2-24-96)
32	Stanley Burrell	at Duquesne (2-13-05)
31	Romain Sato	at Rhode Island (1-13-01)

SOPHOMORE:

45	Byron Larkin	vs. Loyola (Chicago) (2-28-86)
34	Romain Sato	vs. G. Washington (2-14-02)
34	Jerry Helmers	vs. Niagara (12-23-69)
34	Tim O'Connell	at Memphis State (1-29-66)
34	Steve Thomas	vs. St. Bonaventure (3-9-63)

JUNIOR:

50	Steve Thomas	vs. Detroit (1-6-64)
45	Steve Thomas	vs. Cincinnati (3-4-64)

SENIOR:

47	David West	vs. Dayton (2-8-03)
45	Gene Smith	vs. Georgetown (KY) (12-4-52)
41	Steve Thomas	vs. St. Bonaventure (12-23-64)

REBOUNDS

FRESHMAN:

16	Jalen Reynolds	vs. St. John's at MSG (2-25-14)
16	Derrick Brown	vs. BYU (3-15-07)
16	Brian Grant	vs. Butler (2-12-91)
16	Romain Sato	vs. Samford (11-28-00)

SOPHOMORE:

28	Corny Freeman	vs. Minnesota (12-27-56)
		vs. Loyola (MD) (1-31-57)
		at W. Kentucky (2-27-57)

JUNIOR:

24	Bob Pelkington	vs. Gannon (12-12-62)
23	Tyrone Hill	vs. Loyola (Chicago) (2-9-89)
23	Bob Pelkington	at Marquette (1-12-63)

SENIOR:

31	Bob Pelkington	vs. St. Francis (PA) (2-18-69)
30	Bob Pelkington	vs. Canisius (1-28-64)

ASSISTS

FRESHMAN:

11	Dedrick Finn	vs. Rhode Island (2-15-03)
11	Michael Hawkins	vs. Fordham (2-26-92)

SOPHOMORE:

15	Dee Davis	vs. Fairleigh Dickinson (11-9-12)
12	Quentin Goodin	vs. Villanova (2-17-18)
12	Jamal Walker	vs. Valparaiso (1-7-89)
12	Keith Walker	vs. Valparaiso (2-18-78)

JUNIOR:

15	Tu Holloway	vs. La Salle (2-22-11)
15	Dave Lynch	vs. St. Francis (PA) (1-15-66)

SENIOR:

18	Keith Walker	vs. Detroit (2-7-80)
15	Dee Davis	vs. Providence (2-7-15)

STEALS

FRESHMAN:

6	Brian Grant	vs. Marquette (2-7-91)
6	David West	vs. St. Mary's (12-21-99)
6	Lionel Chalmers	vs. Miami (11-18-00)

SOPHOMORE:

6	Anthony Hicks	vs. Union (12-1-80)
---	---------------	---------------------

JUNIOR:

9	James Posey	vs. Fordham (1-10-98)
---	-------------	-----------------------

SENIOR:

8	Stan Kimbrough	vs. Louisville (11-18-88)
8	Jamal Walker	vs. Fordham (1-5-91)

BLOCKED SHOTS

FRESHMAN:

7	Aaron Williams	vs. Loyola Chicago (2-6-90)
---	----------------	-----------------------------

SOPHOMORE:

7	David West	at La Salle (2-15-01)
6	Aaron Williams	vs. Mt. St. Mary's (11-24-90)
6	David West	vs. G. Washington (2-3-01)



Byron Larkin, Xavier's all-time leading scorer and one of the top 25 scorers in NCAA Division I history, scored a Xavier sophomore record 45 points in a win over Loyola of Chicago in the 1986 MCC Tournament. Larkin, who is in his 22nd season as a member of the XU radio broadcast team, led Xavier to its first-ever NCAA Tournament victory with a win over Missouri in the 1987 first round.

SCORING RECORDS

SEASON	SCORING LEADER	G	FG (3)	FT	TP	AVG.
2018-19	Naji Marshall, F	33	166 (48)	104	484	14.7
2017-18	Trevon Bluiett, G	35	202 (105)	167	676	19.3
2016-17	Trevon Bluiett, G	36	212 (91)	150	665	18.5
2015-16	Trevon Bluiett, G	34	170 (78)	94	512	15.1
2014-15	Matt Stainbrook, C	37	173 (1)	107	454	12.3
2013-14	Semaj Christon, G	34	201 (19)	157	578	17.0
2012-13	Semaj Christon, G	30	162 (7)	125	456	15.2
2011-12	Tu Holloway, G	34	166 (45)	218	595	17.5
2010-11	Tu Holloway, G	32	168 (60)	235	631	19.7
2009-10	Jordan Crawford, G	35	260 (79)	119	718	20.5
2008-09	B.J. Raymond, G	35	167 (84)	76	494	14.1
2007-08	Josh Duncan, F	37	141 (55)	122	459	12.4
2006-07	Justin Doellman, F	34	164 (42)	95	465	13.7
2005-06	Stanley Burrell, G	32	165 (69)	61	460	14.4
	*Brian Thornton, F	21	114 (0)	94	322	15.3
2004-05	Stanley Burrell, G	29	126 (61)	56	369	12.7
2003-04	Lionel Chalmers, G	37	204 (101)	105	614	16.6
2002-03	David West, F	32	213 (9)	209	644	20.1
2001-02	David West, F	32	196 (9)	185	586	18.3
2000-01	David West, F	29	174 (0)	168	516	17.8
1999-00	Maurice McAfee, G	33	155 (89)	98	497	15.1
1998-99	Lenny Brown, G	36	229 (104)	91	653	18.1
1997-98	Darnell Williams, G-F	28	184 (39)	78	485	17.3
1996-97	Lenny Brown, G	29	160 (56)	77	453	15.6
1995-96	Lenny Brown, G	27	111 (28)	88	338	12.5
1994-95	Jeff Massey, G	28	188 (77)	77	530	18.9
1993-94	Brian Grant, C	29	181 (1)	122	485	16.7
1992-93	Brian Grant, C	30	223 (0)	110	556	18.5
1991-92	Jamie Gladden, G	27	201 (50)	73	525	19.4
1990-91	Jamie Gladden, G	32	190 (35)	71	486	15.2
1989-90	Tyrone Hill, F	32	250 (0)	146	646	20.2
1988-89	Tyrone Hill, F	33	235 (0)	155	625	18.9
1987-88	Byron Larkin, G	30	296 (19)	147	758	25.3
1986-87	Byron Larkin, G	32	278 (32)	204	792	24.8
1985-86	Byron Larkin, G	30	261	132	654	21.8
1984-85	Byron Larkin, G	29	187	118	492	17.0
1983-84	Jeff Jenkins, C-F	33	223	115	561	17.0
1982-83	Anthony Hicks, G	30	171	106	448	14.9
1981-82	Anthony Hicks, G	28	226	120	572	20.4
1980-81	Anthony Hicks, G	27	183	85	451	16.7
1979-80	Jon Hanley, F	24	187	68	442	18.4
1978-79	Nick Daniels, G	27	239	95	573	21.2
1977-78	Nick Daniels, G	27	191	68	450	16.7
1976-77	Dale Haarman, F	27	137	85	359	13.3
1975-76	Garry Whitfield, G	26	151	122	424	16.3
1974-75	Mike Plunkett, F	26	172	70	414	15.9
1973-74	Mike Plunkett, F	26	148	68	364	14.0
1972-73	Conny Warren, C-F	26	158	74	390	15.0
1971-72	Bob Fullarton, C	26	149	87	385	14.8
1970-71	Jerry Helmers, F	26	190	125	505	19.4
1969-70	Jerry Helmers, F	24	161	99	421	17.5
1968-69	Luther Rackley, C	26	169	117	455	17.5
1967-68	Bob Quick, F	26	218	179	615	23.7
1966-67	Bob Quick, F	26	181	140	502	19.3
1965-66	Bob Quick, F	26	205	109	519	20.0
1964-65	Bryan Williams, F	24	133	95	344	14.3
	*Steve Thomas, G	14	166	73	405	28.9
1963-64	Steve Thomas, G	26	302	175	779	30.0
1962-63	Steve Thomas, G	28	180	91	451	16.1
1961-62	Jack Thobe, C-F	26	152	75	379	14.6
1960-61	Jack Thobe, C-F	25	177	84	438	17.5
1959-60	Jack Thobe, C-F	26	203	73	479	18.4
1958-59	Joe Viviano, F	25	162	101	425	17.0
1957-58	Joe Viviano, F	30	211	122	544	18.1
1956-57	Corny Freeman, C-F	28	156	122	434	15.5
1955-56	Jim Boothe, G	28	158	146	462	16.5
1954-55	Dave Piontek, C	26	156	127	439	16.9
1953-54	Dave Piontek, C	30	157	124	438	14.6
1952-53	Huck Budde, F	23	174	153	501	21.8
1951-52	Gene Smith, C	24	195	105	495	20.6
1950-51	Gene Smith, C	26	143	75	361	13.9
1949-50	Gene Smith, C	16	104	45	253	15.8
1948-49	Malcolm McMullen, C	26	125	61	311	12.0
1947-48	Art Morthorst, F	32	137	49	323	10.1

* Had the team's top scoring average but did not play in 75 percent of the games

"TOP 25" SINGLE SEASON SCORING TOTALS

PLAYER, POSITION	YEAR	G	FGM (3)	FTM	TP	AVG.
1. Byron Larkin, G	86-87	32	278 (32)	204	792	24.8
2. Steve Thomas, G	63-64	26	302	175	779	30.0
3. Byron Larkin, G	87-88	30	296 (19)	147	758	25.3
4. Jordan Crawford, G	09-10	35	260 (79)	119	718	20.5
5. Trevon Bluiett, G	17-18	35	202 (105)	167	676	19.3
6. Trevon Bluiett, G	16-17	36	212 (91)	150	665	18.5
7. Byron Larkin, G	85-86	30	261	132	654	21.8
8. Lenny Brown, G	98-99	36	229 (104)	91	653	18.1
9. Tyrone Hill, F	89-90	32	250	146	646	20.2
10. David West, F	02-03	32	213 (9)	209	644	20.1
11. Tu Holloway, G	10-11	32	168 (60)	235	631	19.7
12. Tyrone Hill, F	88-89	33	235	155	625	18.9
13. Stan Kimbrough, G	88-89	33	234 (70)	82	620	18.8
14. Bob Quick, F	67-68	26	218	179	615	23.7
15. Lionel Chalmers, G	03-04	37	20 (101)	105	614	16.6
16. James Posey, F	98-99	36	191 (48)	179	609	16.9
17. Romain Sato, G	03-04	37	179 (75)	170	603	16.3
18. Tu Holloway, G	11-12	34	166 (45)	218	595	17.5
19. David West, F-C	01-02	32	196 (9)	185	586	18.3
20. Romain Sato, F	02-03	32	182 (84)	131	579	18.1
21. Semaj Christon, G	13-14	34	201 (19)	157	578	17.0
22. Nick Daniels, G	78-79	28	239	95	573	21.2
23. Anthony Hicks, G	81-82	28	226	120	572	20.4
24. Jeff Jenkins, C-F	83-84	33	223	115	561	17.0
25. Brian Grant, C	92-93	30	223 (0)	110	556	18.5

LEADING SCORERS BY CLASS

FRESHMEN

BY TOTAL

Byron Larkin (84-85) 492
Semaj Christon (12-13) 456
Trevon Bluiett (14-15) 408
Gary Massa (77-78) 391

BY AVERAGE

Byron Larkin (84-85) 17.0
Semaj Christon (12-13) 15.2
Nick Daniels (75-76) 15.0
Gary Massa (77-78) 14.5

SOPHOMORES

BY TOTAL

Jordan Crawford (09-10) 718
Byron Larkin (85-86) 654
Semaj Christon (13-14) 578
Bob Quick (65-66) 519

BY AVERAGE

Byron Larkin (85-86) 21.8
Jordan Crawford (09-10) 20.5
Bob Quick (65-66) 20.0
Jack Thobe (59-60) 18.4

JUNIORS

BY TOTAL

Byron Larkin (86-87) 792
Steve Thomas (63-64) 779
Trevon Bluiett (16-17) 665
Tu Holloway (10-11) 631

BY AVERAGE

Steve Thomas (63-64) 30.0
Byron Larkin (86-87) 24.8
Anthony Hicks (81-82) 20.4
Tu Holloway (10-11) 19.7

SENIORS

BY TOTAL

Byron Larkin (87-88) 758
Trevon Bluiett (17-18) 676
Lenny Brown (98-99) 653
Tyrone Hill (89-90) 646

BY AVERAGE

Byron Larkin (87-88) 25.3
Bob Quick (67-68) 23.7
Huck Budde (52-53) 21.8
Nick Daniels (78-79) 21.2



Steve Thomas, who scored a school-record 30.0 ppg. as a junior, scored a school-record 50 points in a 121-113 win over Detroit on January 6, 1964 in Schmidt Fieldhouse.

REBOUNDING RECORDS

SEASON	REBOUND LEADER	G	NO.	AVG.
2018-19	Tyrique Jones, F	34	262	7.7
2017-18	Trevon Bluiett, F	35	193	5.5
2016-17	RaShid Gaston, F	38	225	5.9
2015-16	James Farr, F	34	266	7.8
2014-15	Matt Stainbrook, C	37	257	6.9
2013-14	Matt Stainbrook, C	33	244	7.4
2012-13	Travis Taylor, F	31	278	9.0
2011-12	Kenny Frease, C	36	219	6.1
2010-11	Jamel McLean, F	31	261	8.4
2009-10	Jason Love, F-C	35	305	8.7
2008-09	Derrick Brown, F	35	212	6.1
2007-08	Derrick Brown, F	37	242	6.5
2006-07	Justin Doellman, F	34	188	5.5
2005-06	Justin Doellman, F	32	215	6.7
2004-05	Justin Doellman, F	29	173	6.0
2003-04	Romain Sato, G	37	297	8.0
2002-03	David West, F	32	378	11.8
2001-02	David West, F	32	313	9.8
2000-01	David West, F	29	316	10.9
1999-00	David West, F	33	301	9.1
1998-99	James Posey, F	36	322	8.9
1997-98	James Posey, F	30	253	8.4
1996-97	James Posey, F	29	226	7.8
1995-96	T.J. Johnson, F	28	189	6.8
1994-95	Larry Sykes, C-F	27	291	10.8
1993-94	Brian Grant, C	29	287	9.9
1992-93	Brian Grant, C	30	283	9.4
1991-92	Brian Grant, C	26	237	9.1
1990-91	Brian Grant, C	32	273	8.5
1989-90	Tyrone Hill, F	32	402	12.6
1988-89	Tyrone Hill, F	33	403	12.2
1987-88	Tyrone Hill, F	30	314	10.5
1986-87	Tyrone Hill, F	31	261	8.4
1985-86	Eddie Johnson, C	30	202	6.7
1984-85	Walt McBride, G-F	29	159	5.5
1983-84	Dexter Bailey, F	33	192	5.8
1982-83	Dexter Bailey, F	29	194	6.7
1981-82	Dexter Bailey, F	28	211	7.5
1980-81	Dwight Hollins, F	28	139	5.0
1979-80	David Anderson, C	26	198	7.6
1978-79	Joe Sunderman, C	20	171	8.6
1977-78	Steve Spivery, F-C	26	209	8.0
1976-77	Steve Spivery, F-C	27	214	7.9
1975-76	Nick Daniels, G-F	26	185	7.1
	Dale Haarman, F	26	185	7.1
1974-75	Mike Plunkett, F	26	216	8.3
1973-74	Mike Plunkett, F	26	182	7.0
1972-73	Conny Warren, C-F	26	296	11.4
1971-72	Conny Warren, C-F	26	283	10.9
1970-71	Conny Warren, C-F	22	139	6.3
1969-70	Jerry Helmers, F	24	202	8.4
1968-69	Luther Rackley, C	26	363	14.0
1967-68	Bob Quick, F	26	365	14.0
1966-67	Luther Rackley, C	26	328	12.6
1965-66	Bob Quick, F	26	301	11.6
1964-65	Ben Cooper, C	16	209	13.1
1963-64	*Bob Pelkington, C	26	567	21.8
1962-63	Bob Pelkington, C	28	454	16.2
1961-62	Bob Pelkington, C	26	304	11.7
1960-61	Jack Thobe, C-F	25	267	10.7
1959-60	Jack Thobe, C-F	26	260	10.0
1958-59	Rich Piontek, F	19	200	10.5
1957-58	Joe Viviano, F	30	378	12.6
1956-57	*Corny Freeman, C-F	28	526	18.8
1955-56	Dave Piontek, C-F	26	399	15.3
1954-55	Dave Piontek, C-F	26	295	11.3
1953-54	Chuck Hofmann, C-F	30	331	11.0
1952-53	Huck Budde, F	23	233	10.1

*Led Nation

"TOP 25" SINGLE SEASON REBOUNDING LEADERS

PLAYER, POSITION	YEAR	G	REB.	AVG
1. Bob Pelkington, C *	63-64	26	567	21.8
2. Corny Freeman, C-F *	56-57	28	526	18.8
3. Bob Pelkington, C	62-63	28	454	16.2
4. Tyrone Hill, F	88-89	33	403	12.2
5. Tyrone Hill, F	89-90	32	402	12.6
6. Dave Piontek, C-F	55-56	26	399	15.3
7. David West, F	02-03	32	378	11.8
Joe Viviano, F	57-58	30	378	12.6
9. Bob Quick, F	67-68	26	365	14.0
10. Luther Rackley, C	68-69	26	363	14.0
11. Chuck Hofmann, C-F	53-54	30	331	11.0
12. Luther Rackley, C	66-67	26	328	12.6
Derek Strong, C	89-90	33	328	9.9
14. James Posey, F	98-99	36	322	8.9
15. David West, F	00-01	29	316	10.9
16. Tyrone Hill, F	87-88	30	314	10.5
17. David West, F-C	01-02	32	313	9.8
18. Jason Love, F-C	09-10	35	305	8.7
19. Bob Pelkington, C	61-62	26	304	11.7
20. Bob Quick, F	65-66	26	301	11.6
Dave Piontek, C-F	53-54	30	301	10.0
David West, F	99-00	33	301	9.1
23. Romain Sato, G	03-04	37	297	8.0
24. Conny Warren, C-F	72-73	26	296	11.4
25. Dave Piontek, C-F	54-55	26	295	11.3

*Led Nation

LEADING REBOUNDERS BY CLASS

FRESHMEN

BY TOTAL

David West (99-00) 301
Brian Grant (90-91) 273
Tyrone Hill (86-87) 261
Nick Daniels (75-76) 185

BY AVERAGE

David West (99-00) 9.1
Brian Grant (90-91) 8.5
Tyrone Hill (86-87) 8.4
Nick Daniels (75-76) 7.1

SOPHOMORES

BY TOTAL

Corny Freeman (56-57) 526
Luther Rackley (66-67) 328
David West (00-01) 316
Tyrone Hill (87-88) 314

BY AVERAGE

Corny Freeman (56-57) 18.8
Luther Rackley (66-67) 12.6
Bob Pelkington (61-62) 11.7
Bob Quick (65-66) 11.6

JUNIORS

BY TOTAL

Bob Pelkington (62-63) 454
Tyrone Hill (88-89) 403
Joe Viviano (57-58) 378
Chuck Hofmann (53-54) 331

BY AVERAGE

Bob Pelkington (62-63) 16.2
Joe Viviano (57-58) 12.6
Dave Piontek (54-55) 11.3
Chuck Hofmann (53-54) 11.0

SENIORS

BY TOTAL

Bob Pelkington (63-64) 567
Tyrone Hill (89-90) 402
Dave Piontek (55-56) 399
David West (02-03) 378

BY AVERAGE

Bob Pelkington (63-64) 21.8
Dave Piontek (55-56) 15.3
Bob Quick (67-68) 14.0
Luther Rackley (68-69) 14.0



Tyrone Hill, Xavier's all-time leading rebounder, led XU in rebounding for four straight seasons. He then went on to enjoy a 14-year NBA career.

TOP 20 REBOUND LEADERS (CAREER)

PLAYER, POSITION	G	NO.	AVG.	SEASONS
1. Tyrone Hill, F	126	1,380	11.0	1986-90
2. Bob Pelkington, C	80	1,325	16.6	1961-64
3. David West, F	126	1,308	10.4	1999-03
4. Brian Grant, C	117	1,080	9.2	1990-94
5. Dave Piontek, C-F	82	995	12.1	1953-56
6. Bob Quick, F	78	939	12.0	1965-68
7. Joe Viviano, F	83	906	10.9	1956-59
8. Romain Sato, G	130	892	6.9	2000-04
9. Derek Strong, C	96	805	8.4	1987-90
10. James Posey, F	95	801	8.4	1996-99
11. Trevon Bluiett, G	142	762	5.4	2014-18
12. Luther Rackley, C	59	750	12.7	1966-69
13. Jason Love, F-C	126	734	5.8	2006-10
14. Dexter Bailey, F	118	730	6.2	1980-84
15. Kenny Frease, C	137	723	5.3	2008-12
16. Conny Warren, C-F	74	718	9.7	1970-73
Jack Thobe, C-F	77	718	9.3	1959-62
18. Aaron Williams	117	713	6.1	1989-93
19. Kevin Frey, F	130	710	5.5	1998-02
20. Justin Doellman, F	132	708	5.4	2003-07

ASSIST RECORDS

SEASON	ASSIST LEADER	G	ASSISTS	AVG.
2018-19	Quentin Goodin, G	31	149	4.81
2017-18	Quentin Goodin, G	35	171	4.89
2016-17	Quentin Goodin, G	38	131	3.45
2015-16	Myles Davis, G	34	139	4.09
2014-15	Dee Davis, G	37	221	5.97
2013-14	Dee Davis, G	32	149	4.66
2012-13	Semaj Christon, G	30	139	4.63
2011-12	Tu Holloway, G	34	166	4.88
2010-11	Tu Holloway, G	32	174	5.44
2009-10	Tu Holloway, G	35	138	3.94
2008-09	Dante' Jackson, G	35	94	2.68
2007-08	Drew Lavender, G	36	162	4.50
2006-07	Drew Lavender, G	34	164	4.82
2005-06	Dedrick Finn, G	24	96	4.00
	Stanley Burrell, G	32	105	3.28
2004-05	Dedrick Finn, G	29	122	4.20
2003-04	Dedrick Finn, G	37	124	3.35
2002-03	Dedrick Finn, G	32	139	4.34
2001-02	Lionel Chalmers, G	32	134	4.19
2000-01	Maurice McAfee, G	29	139	4.79
1999-00	Maurice McAfee, G	33	138	4.18
1998-99	Gary Lumpkin, G	36	122	3.39
1997-98	Gary Lumpkin, G	30	134	4.47
1996-97	Gary Lumpkin, G	29	125	4.31
1995-96	Gary Lumpkin, G	28	89	3.18
1994-95	Michael Hawkins, G	28	162	5.79
1993-94	Steve Gentry, G	29	176	6.07
1992-93	Michael Hawkins, G	28	104	3.71
	Steve Gentry, G	30	110	3.67
1991-92	Michael Hawkins, G	27	118	4.37
1990-91	Jamal Walker, G	31	158	5.10
1989-90	Jamal Walker, G	33	196	5.94
1988-89	Jamal Walker, G	27	193	7.15
1987-88	Byron Larkin, G	30	143	4.77
1986-87	Byron Larkin, G	32	113	3.53
1985-86	Ralph Lee, G	30	251	8.37
1984-85	Ralph Lee, G	29	199	6.86
1983-84	Ralph Lee, G	33	162	4.91
1982-83	Anthony Hicks, G	30	121	4.03
1981-82	Anthony Hicks, G	28	121	4.32
1980-81	Anthony Hicks, G	27	109	4.03
1979-80	Keith Walker, G	24	154	6.42
1978-79	Keith Walker, G	27	147	5.44
1977-78	Keith Walker, G	26	137	5.27
1976-77	Dale Haarman, F	27	70	2.59
1975-76	Garry Whitfield, G	26	76	2.92
1974-75	Jim Rippe, G	26	56	2.15
1973-74	Ron Laker, G	24	59	2.46
1972-73	Jim Rippe, G	26	78	3.00
1971-72	Doug Alt, G	26	52	2.00
	Tom Binegar, G/F	26	52	2.00
1970-71	Doug Alt, G	26	44	1.69
1968-69	Chris Hall, G	26	71	2.73
1967-68	Joe Pangrazio, G	26	83	3.19
1966-67	Joe Pangrazio, G	26	61	2.35
1965-66	Bryan Williams, G/F	23	64	2.78
1964-65	Joe McNeil, G	25	63	2.52
1963-64	Bob Pelkington, C	26	89	3.42
1962-63	Joe McNeil, G	23	86	3.74
	Bob Pelkington, C	28	94	3.36
1961-62	Bill Kirvin, G	26	104	4.00
1960-61	Bill Kirvin, G	25	117	4.68
1959-60	Bill Kirvin, G	26	67	2.58
1956-57	Jim Boothe, G	28	59	2.11
1955-56	Jim Boothe, G	28	104	3.71

TOP 25 SINGLE SEASON ASSIST LEADERS

	PLAYER, POSITION	SEASON	G	ASSISTS	AVG.
1.	Ralph Lee, G	85-86	30	251	8.37
2.	Dee Davis, G	14-15	37	221	5.97
3.	Ralph Lee, G	84-85	29	199	6.86
4.	Jamal Walker, G	89-90	33	196	5.94
5.	Jamal Walker, G	88-89	27	193	7.15
6.	Steve Gentry, G	93-94	29	176	6.07
7.	Tu Holloway, G	10-11	32	174	5.44
8.	Quentin Goodin, G	17-18	35	171	4.89
9.	Tu Holloway, G	11-12	34	166	4.88
10.	Drew Lavender, G	06-07	34	164	4.82
11.	Michael Hawkins, G	94-95	28	162	5.79
	Ralph Lee, G	82-83	30	162	5.40
	Drew Lavender, G	07-08	36	162	4.50
14.	Jamal Walker, G	90-91	31	158	5.10
15.	Keith Walker, G	79-80	24	154	6.42
16.	Quentin Goodin, G	18-19	31	149	4.81
	Dee Davis, G	13-14	32	149	4.66
18.	Keith Walker, G	78-79	27	147	5.44
19.	Byron Larkin, G	87-88	30	143	4.77
20.	Semaj Christon, G	13-14	34	142	4.18
21.	Stan Kimbrough, G	88-89	33	140	4.24
	Stanley Burrell, G	07-08	37	140	3.78
23.	Maurice McAfee, G	00-01	29	139	4.79
	Semaj Christon, G	12-13	30	139	4.63
	Dedrick Finn, G	02-03	32	139	4.34
	Myles Davis, G	15-16	34	139	4.09

ASSIST LEADERS BY CLASS

FRESHMEN BY TOTAL

Semaj Christon (12-13) 139
Dedrick Finn (02-03) 139

SOPHOMORES BY TOTAL

Jamal Walker (89-90) 196
Quentin Goodin (17-18) 171
Ralph Lee (82-83) 162
Semaj Christon (13-14) 142
Tu Holloway (09-10) 138
Keith Walker (77-78) 137

JUNIORS BY TOTAL

Ralph Lee (84-85) 199
Jamal Walker (89-90) 196
Tu Holloway (10-11) 174
Drew Lavender (06-07) 164
Quentin Goodin (18-19) 149
Dee Davis (13-14) 149

SENIORS BY TOTAL

Ralph Lee (85-86) 251
Dee Davis (14-15) 221
Steve Gentry (93-94) 176
Tu Holloway (11-12) 166
Drew Lavender (07-08) 162
Michael Hawkins (94-95) 162

FRESHMAN BY AVERAGE

Semaj Christon (12-13) 4.63
Dedrick Finn (02-03) 4.34

SOPHOMORES BY AVERAGE

Jamal Walker (89-90) 7.15
Ralph Lee (82-83) 5.40
Keith Walker (77-78) 5.27
Edmond Sumner (16-17) 5.00
Quentin Goodin (17-18) 4.89
Lionel Chalmers (01-02) 4.19

JUNIORS BY AVERAGE

Ralph Lee (84-85) 6.86
Jamal Walker (89-90) 5.94
Keith Walker (78-79) 5.44
Tu Holloway (10-11) 5.44
Drew Lavender (06-07) 4.82
Quentin Goodin (18-19) 4.81

SENIORS BY AVERAGE

Ralph Lee (85-86) 8.37
Keith Walker (79-80) 6.42
Steve Gentry (93-94) 6.07
Dee Davis (14-15) 5.97
Michael Hawkins (94-95) 5.79



Jamal Walker stands second on Xavier's all-time assist list and is among the top 25 scorers in Xavier history. Walker was a big part of four straight NCAA Tournament teams, including XU's first Sweet 16 in 1990.

TOP 10 ASSIST LEADERS (CAREER)

	PLAYER, POSITION	SEASON	G	ASSISTS	AVG.
1.	Ralph Lee, G	1982-86	122	699	5.73
2.	Jamal Walker, G	1987-91	120	639	5.33
3.	Tu Holloway, G	2008-12	134	550	4.10
4.	Keith Walker, G	1976-80	102	496	4.86
5.	Dee Davis, G	2011-15	132	492	3.73
6.	Dedrick Finn, G	2002-06	122	481	3.94
7.	Gary Lumpkin, G	1995-99	123	470	3.82
8.	Quentin Goodin, G	2016-19	104	451	4.34
9.	Michael Hawkins, G	1991-95	112	448	4.00
10.	Lionel Chalmers, G	2000-04	123	405	3.29

BLOCK RECORDS

SEASON	BLOCK LEADER	G	BLOCKS	AVG.
2018-19	Zach Hankins, F	35	54	1.54
2017-18	Sean O'Mara, F/C	35	23	0.66
2016-17	RaShid Gaston, F	38	19	0.50
2015-16	James Farr, F	34	34	1.00
2014-15	Jalen Reynolds, F	37	36	0.97
2013-14	Matt Stainbrook, C	33	31	0.94
2012-13	Travis Taylor, F	31	25	0.81
2011-12	Kenny Frease, C	36	40	1.11
2010-11	Kenny Frease, C	32	26	0.81
2009-10	Jason Love, C	35	50	1.43
2008-09	Kenny Frease, C	34	43	1.26
2007-08	Derrick Brown, F	37	30	0.81
	Jason Love, C	37	30	0.81
2006-07	Justin Doellman, F	34	39	1.15
2005-06	Justin Doellman, F	32	51	1.59
2004-05	Justin Doellman, F	29	30	1.03
2003-04	Anthony Myles, F	37	27	0.73
2002-03	David West, F	32	51	1.59
2001-02	David West, F	32	80	2.50
2000-01	David West, F	29	61	2.10
1999-00	David West, F	33	35	1.06
1998-99	James Posey, F	36	34	0.94
1997-98	Darnell Williams, G	28	25	0.89
1996-97	James Posey, F	29	15	0.52
1995-96	Kevin Carr, C	28	31	1.11
1994-95	Jeff Massey, G	28	16	0.57
1993-94	Brian Grant, C	29	47	1.62
1992-93	Aaron Williams, F	30	55	1.83
1991-92	Aaron Williams, F	27	57	2.11
1990-91	Aaron Williams, F	32	57	1.78
1989-90	Aaron Williams, F	28	28	1.00
1988-89	Tyrone Hill, F	33	24	0.73
1987-88	Dexter Campbell, F	30	17	0.57
1986-87	Tyrone Hill, F	31	15	0.48
1985-86	Richie Harris, F	27	17	0.63
1984-85	Richie Harris, F	28	22	0.79
1983-84	Dexter Bailey, F	33	28	0.85
1982-83	Dexter Bailey, F	29	25	0.86
1981-82	Dexter Bailey, F	28	27	0.96
1980-81	Dexter Bailey, F	28	37	1.32
1979-80	David Anderson, F	26	25	0.96
1978-79	Dave Payton, F	27	28	1.04
1977-78	Dave Payton, F	27	48	1.78
1976-77	Steve Spivery, F	27	21	0.78
1975-76	Nick Daniels, G/F	26	30	1.15
1974-75	Joe Sunderman, F/C	24	14	0.58
1972-73	Conny Warren, F	26	43	1.65
1961-62	Frank Pinchback, G	26	30	1.15
1960-61	Jack Thobe, C	25	28	1.12

TOP 25 SINGLE SEASON BLOCK LEADERS

	PLAYER, POSITION	SEASON	G	BLOCKS	AVG.
1.	David West, F	01-02	32	80	2.50
2.	David West, F	00-01	29	61	2.10
3.	Aaron Williams, F	91-92	27	57	2.11
	Aaron Williams, F	90-91	32	57	1.78
5.	Aaron Williams, F	92-93	30	55	1.83
6.	Zach Hankins, F	18-19	35	54	1.54
7.	David West, F	02-03	32	51	1.59
	Justin Doellman, F	05-06	32	51	1.59
9.	Jason Love, C	09-10	35	50	1.43
9.	Dave Payton, F	77-78	27	48	1.78
11.	Brian Grant, C	93-94	29	47	1.62
12.	Brian Thornton, C	05-06	21	43	2.04
	Conny Warren, C	72-73	26	43	1.65
	Kenny Frease, C	08-09	34	43	1.26
15.	Jason Love, C	08-09	35	41	1.17
16.	Kenny Frease, C	11-12	36	40	1.11
17.	Justin Doellman, F	06-07	34	39	1.15
18.	Dexter Bailey, F	80-81	28	37	1.32
19.	Jalen Reynolds, F	14-15	37	36	0.97
20.	David West, F	99-00	33	35	1.06
21.	James Farr, F	15-16	34	34	1.00
	James Posey, F	98-99	36	34	0.94
23.	Kevin Carr, C	95-96	28	31	1.11
	Tyrice Walker, F	93-94	30	31	1.03
	Matt Stainbrook, C	13-14	33	31	0.94

LEADING BLOCKS BY CLASS

FRESHMEN BY TOTAL

Kenny Frease (08-09) 43
 Dexter Bailey (80-81) 37
 David West (99-00) 35
 Nick Daniels (75-76) 30

SOPHOMORES BY TOTAL

David West (00-01) 61
 Aaron Williams (90-91) 57
 Jalen Reynolds (14-15) 36
 Three players with 30

JUNIORS BY TOTAL

David West (01-02) 80
 Aaron Williams (91-92) 57
 Justin Doellman (05-06) 51
 Dave Payton (77-78) 48
 Jason Love (08-09) 41

SENIORS BY TOTAL

Aaron Williams (92-93) 55
 Zach Hankins (18-19) 54
 David West (02-03) 51
 Jason Love (09-10) 50
 Brian Grant (93-94) 47

FRESHMAN BY AVERAGE

Dexter Bailey (80-81) 1.32
 Kenny Frease (08-09) 1.26
 Nick Daniels (75-76) 1.15
 David West (99-00) 1.06

SOPHOMORES BY AVERAGE


David West (00-01) 2.10
 Aaron Williams (90-91) 1.78
 Justin Doellman (04-05) 1.03
 Jalen Reynolds (14-15) 0.97

JUNIORS BY AVERAGE

David West (01-02) 2.50
 Aaron Williams (91-92) 2.11
 Dave Payton (77-78) 1.78
 Justin Doellman (05-06) 1.59
 Jason Love (08-09) 1.17

SENIORS BY AVERAGE

Brian Thornton (05-06) 2.04
 Aaron Williams (92-93) 1.83
 Conny Warren (72-73) 1.65
 Brian Grant (93-94) 1.62
 David West (02-03) 1.59



Aaron Williams is second only to 2003 National Player of the Year David West on the XU career blocked shot list. He played 14 seasons in the NBA after his graduation.

TOP 10 BLOCK LEADERS (CAREER)

	PLAYER, POSITION	SEASON	G	BLOCKS	AVG.
1.	David West, F	99-03	126	228	1.81
2.	Aaron Williams, C	89-93	117	197	1.68
3.	Justin Doellman, C	03-07	132	140	1.06
4.	Kenny Frease, C	08-12	137	130	0.95
5.	Jason Love, C	06-10	126	127	1.01
	Brian Grant, C	90-94	117	127	1.09
7.	Dexter Bailey, F	80-84	118	120	1.02
8.	David Payton, F	75-79	92	92	1.00
9.	James Farr, F	12-16	118	88	0.75
10.	Jamel McLean, F	08-11	101	81	0.80
	Derrick Brown, F	06-09	106	81	0.76
	Nick Daniels, F	75-79	106	81	0.76

SEASON	STEAL LEADER	G	STEALS	AVG.
2018-19	Paul Scruggs, G	35	43	1.23
2017-18	J.P. Macura, G	34	49	1.44
2016-17	J.P. Macura, G	38	54	1.42
2015-16	Edmond Sumner, G	31	39	1.26
2014-15	Dee Davis, G	37	48	1.30
2013-14	Semaj Christon, G	34	45	1.32
2012-13	Semaj Christon, G	30	45	1.50
2011-12	Tu Holloway, G	34	52	1.53
2010-11	Tu Holloway, G	32	46	1.44
2009-10	Jordan Crawford, G	35	47	1.34
2008-09	Dante' Jackson, G	35	45	1.28
2007-08	Drew Lavender, G	36	37	1.03
2006-07	Drew Lavender, G	34	45	1.32
2005-06	Justin Doellman, F	32	51	1.59
2004-05	Dedrick Finn, G	29	32	1.10
2003-04	Dedrick Finn, G	37	55	1.49
2002-03	David West, F	32	42	1.31
2001-02	Lionel Chalmers, G	32	47	1.47
2000-01	David West, F	29	42	1.45
1999-00	Lloyd Price, F	32	58	1.81
1998-99	James Posey, G	36	102	2.83
1997-98	Lenny Brown, G	30	81	2.70
1996-97	Lenny Brown, G	29	62	2.14
1995-96	Lenny Brown, G	27	37	1.37
1994-95	Jeff Massey, G	28	53	1.89
1993-94	Steve Gentry, G	29	35	1.21
1992-93	Steve Gentry, G	30	26	0.87
1991-92	Jamie Gladden, G	27	41	1.52
1990-91	Jamal Walker, G	31	55	1.77
1989-90	Jamal Walker, G	33	55	1.67
1988-89	Stan Kimbrough, G	33	69	2.09
1987-88	Byron Larkin, G	30	63	2.10
1986-87	Byron Larkin, G	32	56	1.75
1985-86	Walt McBride, G	30	58	1.93
1984-85	Ralph Lee, G	29	54	1.86
1983-84	Ralph Lee, G	33	50	1.52
1982-83	Anthony Hicks, G	30	54	1.80
1981-82	Anthony Hicks, G	28	60	2.14
1980-81	Anthony Hicks, G	27	58	2.15
1979-80	Anthony Hicks, G	26	54	2.08
1978-79	Keith Walker, G	27	50	1.85
1977-78	Nick Daniels, G	27	79	2.93
1976-77	Keith Walker, G	25	32	1.28
1975-76	Garry Whitfield, G	26	47	1.81
1974-75	Mike Plunkett, F	26	24	0.92
1972-73	Jim Rippe, G	26	55	2.12

TOP 25 SINGLE SEASON STEAL LEADERS

	PLAYER, POSITION	SEASON	G	STEALS	AVG.
1.	James Posey, F	98-99	36	102	2.83
2.	Lenny Brown, G	97-98	30	81	2.70
3.	Nick Daniels, F	77-78	27	79	2.93
4.	Stan Kimbrough, G	88-89	33	69	2.09
5.	Byron Larkin, G	87-88	30	63	2.10
	James Posey, F	97-98	30	63	2.10
7.	Lenny Brown, G	96-97	29	62	2.14
	Lenny Brown, G	98-99	36	62	1.72
9.	Anthony Hicks, G	81-82	28	60	2.14
10.	Anthony Hicks, G	80-81	27	58	2.15
	Walt McBride, G/F	85-86	30	58	1.93
	Stan Kimbrough, G	87-88	30	58	1.93
	Lloyd Price, G/F	99-00	32	58	1.81
14.	Byron Larkin, G	86-87	32	56	1.75
	Lloyd Price, G/F	98-99	36	56	1.56
16.	Jamal Walker, G	89-90	33	55	1.67
	Dedrick Finn, G	03-04	37	55	1.49
	Jamal Walker, G	90-91	33	55	1.67
	Jim Rippe, F	72-73	26	55	2.12
20.	J.P. Macura, G	16-17	38	54	1.42
	Anthony Hicks, G	79-80	26	54	2.08
	Anthony Hicks, G	82-83	30	54	1.80
	Ralph Lee, G	84-85	29	54	1.86
24.	Jeff Massey, G	94-95	28	53	1.89
25.	David West, F	99-00	33	52	1.58
	Tu Holloway, G	11-12	34	52	1.53

LEADING STEALS BY CLASS

FRESHMAN BY TOTAL

Lloyd Price (98-99) 56
 Anthony Hicks (79-80) 54
 David West (99-00) 52

SOPHOMORES BY TOTAL

Lenny Brown (96-97) 62
 Anthony Hicks (80-81) 58
 Lloyd Price (99-00) 58
 Dedrick Finn (03-04) 55
 Jim Rippe (72-73) 55

JUNIORS BY TOTAL

Lenny Brown (97-98) 81
 Nick Daniels (77-78) 79
 James Posey (97-98) 63
 Anthony Hicks (81-82) 60
 Stan Kimbrough (87-88) 58

SENIORS BY TOTAL

James Posey (98-99) 102
 Stan Kimbrough (88-89) 69
 Byron Larkin (87-88) 63
 Lenny Brown (98-99) 62
 Walt McBride (85-86) 58

FRESHMAN BY AVERAGE

Anthony Hicks (79-80) 2.08
 David West (99-00) 1.57
 Lloyd Price (98-99) 1.55

SOPHOMORES BY AVERAGE


Anthony Hicks (80-81) 2.15
 Lenny Brown (96-97) 2.14
 Jim Rippe (72-73) 2.12
 Lloyd Price (99-00) 1.81
 Dedrick Finn (03-04) 1.49

JUNIORS BY AVERAGE

Nick Daniels (77-78) 2.93
 Lenny Brown (97-98) 2.70
 Anthony Hicks (81-82) 2.14
 James Posey (97-98) 2.10
 Stan Kimbrough (87-88) 1.93

SENIORS BY AVERAGE

James Posey (98-99) 2.83
 Byron Larkin (87-88) 2.10
 Stan Kimbrough (88-89) 2.09
 Walt McBride (85-86) 1.93
 Ralph Lee (84-85) 1.86



Lenny Brown, who stands fifth on Xavier's all-time scoring list, is the XU all-time leader in steals with 242.

TOP 10 STEAL LEADERS (CAREER)

	PLAYER, POSITION	SEASON	G	STEALS	AVG.
1.	Lenny Brown, G	95-99	122	242	1.98
2.	Anthony Hicks, G	79-83	111	226	2.04
3.	James Posey, F	96-99	95	214	2.25
4.	Nick Daniels, F	75-79	106	202	1.91
5.	Byron Larkin, G	84-88	121	201	1.66
6.	Ralph Lee, G	82-86	122	194	1.59
7.	Stan Kimbrough, G	86-89	95	178	1.87
8.	Jamal Walker, G	87-91	120	174	1.45
9.	David West, F	99-03	126	171	1.36
10.	J.P. Macura, G	14-18	141	166	1.18

FREE THROW PERCENTAGE RECORDS

SEASON	FT% LEADER	G	FT-FTA	FT%
2018-19	Paul Scruggs, G	35	70-95	.737
2017-18	Trevon Bluiett, G	35	167-197	.848
2016-17	J.P. Macura, G	38	124-158	.785
2015-16	Myles Davis, G	34	82-96	.854
2014-15	Myles Davis, G	36	102-117	.872
2013-14	Dee Davis, G	32	50-59	.847
2012-13	Justin Martin, G/F	30	47-61	.770
2011-12	Tu Holloway, G	34	218-253	.862
2010-11	Tu Holloway, G	32	235-270	.870
2009-10	Tu Holloway, G	35	154-182	.846
2008-09	B.J. Raymond, G	35	76-94	.809
2007-08	Drew Lavender, G	36	79-91	.868
2006-07	Josh Duncan, F	30	66-75	.880
2005-06	Josh Duncan, F	32	72-84	.857
2004-05	Stanley Burrell, G	29	56-71	.789
2003-04	Romain Sato, G	37	170-205	.829
2002-03	David West, F	32	209-256	.816
2001-02	David West, F	32	185-241	.768
2000-01	Kevin Frey, F	29	87-113	.770
1999-00	Maurice McAfee, G	33	98-119	.824
1998-99	Maurice McAfee, G	36	66-79	.835
1997-98	James Posey, F	30	150-182	.824
1996-97	Gary Lumpkin, G	29	79-96	.823
1995-96	Ken Harvey, G	27	48-55	.873
1994-95	Jeff Massey, G	28	77-95	.811
1993-94	Pete Sears, F	28	53-73	.726
1992-93	Aaron Williams, F	30	73-94	.777
1991-92	Jamie Gladden, G	27	73-94	.777
1990-91	Michael Davenport, G	30	82-108	.759
1989-90	Derek Strong, F/C	33	177-211	.839
1988-89	Derek Strong, F/C	33	178-218	.817
1987-88	J.D. Barnett, F	30	68-80	.850
1986-87	Byron Larkin, G	32	204-253	.806
1985-86	Richie Harris, F	27	74-93	.796
1984-85	Byron Larkin, G	29	118-150	.787
1983-84	John Shimko, F	33	97-120	.808
1982-83	Jeff Jenkins, F	28	90-114	.789
1981-82	Anthony Hicks, G	28	120-155	.774
1980-81	Anthony Hicks, G	27	85-107	.794
1979-80	Gary Massa, F	23	46-57	.807
1978-79	Keith Walker, G	27	58-79	.734
1977-78	Gary Massa, F	27	55-76	.724
1976-77	Dale Haarman, F	27	85-115	.739
1975-76	Dale Haarman, F	26	88-116	.759
1974-75	Jim Rippe, G	26	39-49	.796
1973-74	Jerry Foley, C	26	72-94	.766
1972-73	Bob Fullarton, C	26	59-75	.787
1971-72	Doug Alt, G	26	40-48	.833
1970-71	Jerry Helmers, F	26	125-151	.828
1969-70	Tom Binegar, F	24	76-108	.704
1968-69	John Zeides, G	26	46-62	.742
1967-68	Tim O'Connell, G	24	74-96	.771
1966-67	Tim O'Connell, G	20	86-115	.748
1965-66	Tim O'Connell, G	25	109-135	.807
1964-65	Bryan Williams, G/F	24	78-95	.821
1963-64	Joe Geiger, F	26	119-137	.869
1962-63	Steve Thomas, G	28	91-116	.784
1961-62	Joe Geiger, F	23	74-82	.902
1960-61	Ed Tepe, F	24	65-83	.783
1959-60	Bill Kirvin, G	26	78-89	.876
1958-59	Hank Stein, G	23	86-100	.860
1957-58	Hank Stein, G	30	105-128	.820
1956-57	Hank Stein, G	27	109-143	.762
1955-56	Jimmy Boothe, G	28	146-180	.811
1952-53	Huck Budde, F	23	153-206	.743
1951-52	Tom Simms, G	24	105-154	.682

(1.5 FTM/Game Minimum)

TOP 25 SINGLE SEASON FREE THROW % LEADERS

PLAYER, POSITION	SEASON	G	FT-FTA	%
1. Joe Geiger, F	61-62	23	74-82	.902
2. Josh Duncan, F	06-07	30	66-75	.880
3. Bill Kirvin, G	59-60	26	78-89	.876
4. Ken Harvey, G	95-96	27	48-55	.873
5. Myles Davis, G	14-15	36	102-117	.872
6. Tu Holloway, G	10-11	32	235-270	.870
7. Joe Geiger, F	63-64	26	119-137	.869
8. Drew Lavender, G	07-08	36	79-91	.868
9. Keith Walker, G	79-80	24	58-67	.866
10. Tu Holloway, G	11-12	34	218-253	.862
11. Hank Stein, G	58-59	23	86-100	.860
12. Josh Duncan, F	05-06	32	72-84	.857
13. Myles Davis, G	15-16	34	82-96	.854
14. Josh Duncan, F	07-08	37	122-143	.853
15. J.D. Barnett, F	87-88	30	68-80	.850
16. Trevon Bluiett, G	17-18	35	167-197	.848
17. Dee Davis, G	13-14	32	50-59	.847
18. Tu Holloway, G	09-10	35	154-182	.846
19. Derek Strong, F/C	89-90	33	177-211	.839
20. Maurice McAfee, G	98-99	36	66-79	.835
21. Doug Alt, G	71-72	26	40-48	.833
22. Romain Sato, G	03-04	37	170-205	.829
23. Jerry Helmers, F	70-71	26	125-151	.828
24. James Posey, F	97-98	30	150-182	.824
Maurice McAfee, G	99-00	33	98-119	.824

LEADING FREE THROW PERCENTAGE BY CLASS

FT PERCENTAGE AS A SOPHOMORE

Joe Geiger (61-62) .902
Bill Kirvin (59-60) .876
Myles Davis (14-15) .872
Josh Duncan (05-06) .857
Tu Holloway (09-10) .846

FT PERCENTAGE AS A JUNIOR

Josh Duncan (06-07) .880
Ken Harvey (95-96) .873
Tu Holloway (10-11) .870
Myles Davis (15-16) .854
Dee Davis (13-14) .847

FT PERCENTAGE AS A SENIOR


Joe Geiger (63-64) .869
Drew Lavender (07-08) .868
Keith Walker (79-80) .865
Tu Holloway (11-12) .862
Hank Stein (58-59) .860



Tu Holloway, who broke the Xavier career free throw percentage (.852) and career free throws made records (675), also holds the single season records for free throws made (235 in 2010-11) and free throws attempted (270 in 2010-11) and the single game record for free throw accuracy (17-17 at Richmond in 2011).

TOP 10 FREE THROW PERCENTAGE LEADERS (CAREER)

PLAYER, POSITION	SEASON	G	FT-FTA	%
1. Tu Holloway, G	08-12	134	675-792	.852
2. Joe Geiger, F	61-64	77	257-305	.843
3. Myles Davis, G	13-17	107	216-262	.824
4. Bill Kirvin, G	59-62	77	240-293	.819
5. Steve Thomas, G	62-65	68	362-446	.812
6. Hank Stein, G	56-59	80	300-371	.809
7. James Posey, F	96-99	95	450-557	.808
8. Derek Strong, F/C	87-90	96	449-560	.802
9. J.P. Macura, G	14-18	141	319-400	.798
10. Trevon Bluiett, G	14-18	142	508-648	.784



1 - BYRON LARKIN, G

YEAR	GAMES	FGM-FGA		3-POINT		FTM-FTA	PCT	REB/AVG	AST/AVG	PTS/AVG
		PCT	FGM-FGA	PCT	FGM-FGA					
84-85	29	187-352	.531			118-150	.787	59/2.0	51/1.8	492/17.0
85-86	30	261-479	.545			132-172	.767	84/2.8	63/2.1	654/21.8
86-87	32	278-569	.489	32-78	.410	204-253	.806	142/4.4	113/3.5	792/24.8
87-88	30	296-549	.539	19-57	.333	147-222	.662	107/3.6	143/4.8	758/25.3
Career	121	1022-1949	.524	51-135	.378	601-797	.754	392/3.2	370/3.1	2,696/22.3

High Game: 45 vs. Loyola of Chicago (2-28-86) in MCC Tourney at Market Square Arena, Indianapolis, Ind.



2 - TREVON BLUIETT, G

YEAR	GAMES	FGM-FGA		3-POINT		FTM-FTA	PCT	REB/AVG	AST/AVG	PTS/AVG
		PCT	FGM-FGA	PCT	FGM-FGA					
14-15	37	133-315	.422	45-138	.326	97-130	.746	156/4.2	71/1.9	408/11.0
15-16	34	170-401	.424	78-196	.398	94-122	.770	209/6.1	74/2.2	512/15.1
16-17	36	212-484	.438	91-245	.371	150-199	.754	204/5.7	75/2.1	665/18.5
17-18	35	202-462	.437	105-252	.417	167-197	.848	193/5.5	87/2.5	676/19.3
Career	142	717-1662	.431	319-831	.384	508-648	.784	762/5.4	307/2.2	2,261/15.9

High Game: 40 vs. Cincinnati (1-26-17) at Cincinnati



3 - DAVID WEST, F

YEAR	GAMES	FGM-FGA		3-POINT		FTM-FTA	PCT	REB/AVG	AST/AVG	PTS/AVG
		PCT	FGM-FGA	PCT	FGM-FGA					
99-00	33	143-269	.532	0-0	.000	100-150	.667	301/9.1	57/1.7	386/11.7
00-01	29	174-316	.551	0-1	.000	168-227	.740	316/10.9	58/2.0	516/17.8
01-02	32	196-366	.536	9-28	.321	185-241	.768	313/9.8	50/1.6	586/18.3
02-03	32	213-415	.513	9-26	.346	209-256	.816	378/11.8	102/3.2	644/20.1
Career	126	726-1,366	.531	18-54	.333	662-874	.757	1,308/10.4	267/2.1	2,132/16.9

High Game: 47 vs. Dayton (2-8-03) at Cintas Center.



4 - ROMAIN SATO, G

YEAR	GAMES	FGM-FGA		3-POINT		FTM-FTA	PCT	REB/AVG	AST/AVG	PTS/AVG
		PCT	FGM-FGA	PCT	FGM-FGA					
00-01	29	95-246	.386	65-174	.374	54-74	.730	156/5.4	40/1.4	309/10.7
01-02	32	166-359	.462	83-200	.415	99-144	.688	212/6.6	58/1.8	514/16.1
02-03	32	182-443	.411	84-247	.340	131-162	.809	227/7.1	74/2.3	579/18.1
03-04	37	179-443	.404	75-215	.349	170-205	.829	297/8.0	84/2.3	603/16.3
Career	130	622-1491	.417	307-836	.367	454-585	.776	892/6.9	256/2.0	2,005/15.4

High Game: 35 vs. La Salle (2-19-03) at La Salle.



5 - TYRONE HILL, F

YEAR	GAMES	FGM-FGA		3-POINT		FTM-FTA	PCT	REB/AVG	AST/AVG	PTS/AVG
		PCT	FGM-FGA	PCT	FGM-FGA					
86-87	31	95-172	.552	0-0	.000	84-125	.672	261/8.4	7/0.2	274/8.8
87-88	30	172-309	.557	0-0	.000	114-153	.745	314/10.5	21/0.7	458/15.3
88-89	33	235-388	.606	0-0	.000	155-221	.701	403/12.2	45/1.4	625/18.9
89-90	32	250-430	.581	0-2	.000	146-222	.658	402/12.6	49/1.5	646/20.2
Career	126	752-1,299	.579	0-2	.000	499-721	.692	1,380/11.0	122/1.0	2,003/15.9

High Game: 38 vs. Loyola Marymount (1-2-90) at Cincinnati Gardens.



6 - LENNY BROWN, G

YEAR	GAMES	FGM-FGA		3-POINT		FTM-FTA	PCT	REB/AVG	AST/AVG	PTS/AVG
		PCT	FGM-FGA	PCT	FGM-FGA					
95-96	27	111-280	.396	28-86	.326	88-119	.739	111/4.1	76/2.8	338/12.5
96-97	29	160-376	.426	56-166	.337	77-110	.700	111/3.8	102/3.5	453/15.6
97-98	30	159-359	.443	48-131	.366	75-101	.743	104/3.5	106/3.5	441/14.7
98-99	36	229-512	.447	104-263	.395	91-114	.798	128/3.6	100/2.8	653/18.1
Career	122	659-1,527	.432	236-646	.365	331-444	.745	454/3.7	384/3.1	1,885/15.5

High Game: 34 vs. Oregon (3-25-99) in NIT at Madison Square Garden, New York, N.Y.



7 - TU HOLLOWAY, G

YEAR	GAMES	FGM-FGA		3-POINT		FTM-FTA	PCT	REB/AVG	AST/AVG	PTS/AVG
		PCT	FGM-FGA	PCT	FGM-FGA					
08-09	33	49-140	.350	17-52	.327	68-87	.782	65/2.0	72/2.2	183/5.5
09-10	35	116-287	.404	38-118	.322	154-182	.846	83/2.4	138/3.9	424/12.1
10-11	32	168-396	.424	60-174	.345	235-270	.870	159/5.0	174/5.4	631/19.7
11-12	34	166-387	.429	45-130	.346	218-253	.862	124/3.6	166/4.9	595/17.5
Career	134	499-1210	.412	160-474	.338	675-792	.852	431/3.2	550/4.1	1,833/13.7

High Game: 33 vs. Richmond (1-29-11) at Richmond.



8 - ANTHONY HICKS, G

YEAR	GAMES	FGM-FGA		3-POINT		FTM-FTA	PCT	REB/AVG	AST/AVG	PTS/AVG
		PCT	FGM-FGA	PCT	FGM-FGA					
79-80	26	149-314	.475			36-47	.766	76/2.9	115/4.4	334/12.8
80-81	27	183-368	.497			85-107	.794	87/3.2	109/4.0	451/16.7
81-82	28	226-499	.453			120-155	.774	93/3.3	121/4.3	572/20.4
82-83	30	171-385	.444			106-143	.741	109/3.6	121/4.0	448/14.9
Career	111	729-1,566	.466			347-452	.768	365/3.3	466/4.2	1,805/16.3

High Game: 34 vs. Georgia State (12-8-81) at Georgia State.



9 - JAMIE GLADDEN, G

YEAR	GAMES	FGM-FGA		3-POINT		FTM-FTA	PCT	REB/AVG	AST/AVG	PTS/AVG
		PCT	FGM-FGA	PCT	FGM-FGA					
89-90	33	139-264	.527	6-15	.400	54-72	.750	77/2.3	94/2.8	338/10.2
90-91	32	190-369	.515	35-83	.422	71-98	.724	108/3.4	103/3.2	486/15.2
91-92	27	201-409	.491	50-118	.424	73-94	.777	66/2.4	78/2.9	525/19.4
92-93	30	154-345	.446	63-138	.457	60-83	.723	62/2.1	56/1.9	431/14.4
Career	122	684-1387	.493	154-354	.435	258-347	.744	313/2.6	331/2.7	1,780/14.6

High Game: 34 vs. Butler (2-18-92) at Butler.



10 - STEVE THOMAS, G

YEAR	GAMES	FGM-FGA		3-POINT		FTM-FTA	PCT	REB/AVG	AST/AVG	PTS/AVG
		PCT	FGM-FGA	PCT	FGM-FGA					
62-63	28	180-393	.458			91-116	.784	87/3.1	88/3.1	451/16.2
63-64	26	302-637	.474			175-214	.818	95/3.7	78/3.0	779/30.0
64-65	14	166-342	.485			73-90	.811	51/3.6	40/2.9	405/28.9
65-66	5	32-63	.508			23-26	.885	9/1.8	16/3.2	87/17.4
Career	73	680-1,435	.474			362-446	.812	242/3.3	222/3.0	1,722/23.6

High Game: 50 vs. Detroit (1-6-64) at Schmidt Fieldhouse.



11 - BRIAN GRANT, F/C

YEAR	GAMES	FGM-FGA		3-POINT		FTM-FTA	PCT	REB/AVG	AST/AVG	PTS/AVG
		PCT	FGM-FGA	PCT	FGM-FGA					
90-91	32	135-236	.572	0-0	.000	100-144	.694	273/8.5	20/0.6	370/11.6
91-92	26	117-203	.576	0-0	.000	74-127	.583	237/9.1	23/0.9	308/11.8
92-93	30	223-341	.654	0-0	.000	110-159	.692	283/9.4	46/1.5	556/18.5
93-94	29	181-324	.559	1-3	.333	122-171	.713	287/9.9	47/1.6	485/16.7
Career	117	656-1104	.594	1-3	.333	406-601	.676	1,080/9.2	136/1.2	1,719/14.7

High Game: 34 vs. Detroit (1-9-93) at Detroit.



12 - NICK DANIELS, G

YEAR	GAMES	FGM-FGA		3-POINT		FTM-FTA	PCT	REB/AVG	AST/AVG	PTS/AVG
		PCT	FGM-FGA	PCT	FGM-FGA					
75-76	26	164-399	.411			61-93	.656	185/7.1	57/2.2	389/15.0
76-77	26	126-339	.372			26-50	.520	136/5.2	44/1.7	278/10.7
77-78	27	191-464	.412			68-99	.687	129/4.8	57/2.1	450/16.7
78-79	27	239-552	.433			95-130	.731	144/5.3	60/2.2	573/21.2
Career	106	720-1,754	.410			250-372	.672	594/5.6	218/2.1	1,690/15.9

High Game: 32 vs. Cleveland State (3-3-79) at Schmidt Fieldhouse.



13 - BOB QUICK, F

YEAR	GAMES	FGM-FGA		3-POINT		FTM-FTA	PCT	REB/AVG	AST/AVG	PTS/AVG
		PCT	FGM-FGA	PCT	FGM-FGA					
65-66	26	205-420	.488			109-153	.712	301/11.6	39/1.5	519/20.0
66-67	26	181-401	.451			140-196	.714	273/10.5	45/1.7	502/19.3
67-68	26	218-448	.487			179-251	.713	365/14.0	31/1.2	615/23.7
Career	78	604-1,269	.476			428-600	.713	939/12.0		



15 - STAN KIMBROUGH, G

3-POINT

YEAR	GAMES	FGM-FGA	PCT	FGM-FGA	PCT	FTM-FTA	PCT	REB/AVG	AST/AVG	PTS/AVG
86-87	32	195-429	.455	39-98	.398	82-115	.713	112/3.5	107/3.3	511/16.0
87-88	30	177-329	.538	31-74	.419	80-98	.816	91/3.0	109/3.6	465/15.5
88-89	33	234-477	.491	70-168	.417	82-109	.752	89/2.7	140/4.2	620/18.8
*Career	95	606-1,235	.491	140-340	.412	244-322	.758	292/3.1	356/3.7	1,596/16.8

*Also scored 507 points as a freshman at Central Florida, which makes his Division I career total 2,103 points. High Game: 35 vs. Louisville (11-18-88) at Riverfront Coliseum (Cincinnati, Ohio).



16 - DARNELL WILLIAMS, G/F

3-POINT

YEAR	GAMES	FGM-FGA	PCT	FGM-FGA	PCT	FTM-FTA	PCT	REB/AVG	AST/AVG	PTS/AVG
95-96	28	121-238	.508	16-40	.400	87-122	.713	119/4.3	26/0.9	345/12.3
96-97	29	124-245	.506	11-44	.250	54-74	.730	116/4.0	48/1.7	313/10.8
97-98	28	184-329	.559	39-87	.448	78-110	.709	110/3.9	55/2.0	485/17.3
99-00	33	139-373	.373	71-195	.364	80-107	.748	86/2.6	65/2.0	429/13.0
Career	118	568-1,185	.479	137-366	.374	299-413	.724	431/3.7	194/1.6	1,572/13.3

High Game: 35 vs. Duquesne (2-24-96) at Cincinnati Gardens.



17 - LIONEL CHALMERS, G

3-POINT

YEAR	GAMES	FGM-FGA	PCT	FGM-FGA	PCT	FTM-FTA	PCT	REB/AVG	AST/AVG	PTS/AVG
00-01	29	85-233	.365	38-126	.302	51-76	.671	63/2.2	55/1.9	259/8.9
01-02	32	125-297	.421	47-134	.351	87-121	.719	109/3.4	134/4.2	384/12.0
02-03	25	98-221	.443	49-125	.392	54-70	.771	67/2.7	99/4.0	299/12.0
03-04	37	204-454	.449	101-247	.409	105-149	.709	122/3.3	117/3.2	614/16.6
Career	123	512-1205	.425	235-632	.372	297-416	.716	361/2.9	405/3.3	1,556/12.7

High Game: 31 vs. Mississippi State in the NCAA Tournament (3-21-04) at TD Waterhouse Centre (Orlando, Fla.).



18 - GARY LUMPKIN, G

3-POINT

YEAR	GAMES	FGM-FGA	PCT	FGM-FGA	PCT	FTM-FTA	PCT	REB/AVG	AST/AVG	PTS/AVG
95-96	28	99-248	.399	50-124	.403	65-85	.765	75/2.7	89/3.2	313/11.2
96-97	29	139-307	.453	70-174	.402	79-96	.823	84/2.9	125/4.3	427/14.7
97-98	30	114-296	.385	46-156	.295	94-120	.783	76/2.5	134/4.5	368/12.3
98-99	36	123-312	.394	53-177	.299	100-136	.735	88/2.4	122/3.4	399/11.1
Career	123	475-1,163	.408	219-631	.347	338-437	.773	323/2.6	470/3.8	1,507/12.3

High Game: 31 vs. George Washington (2-16-98) at Cincinnati Gardens.



19 - J.P. MACURA, G

3-POINT

YEAR	GAMES	FGM-FGA	PCT	FGM-FGA	PCT	FTM-FTA	PCT	REB/AVG	AST/AVG	PTS/AVG
14-15	35	62-150	.413	32-95	.337	32-42	.762	42/1.2	22/0.6	188/5.4
15-16	34	108-230	.470	37-104	.356	67-83	.807	89/2.6	69/2.0	320/9.4
16-17	38	179-420	.426	64-188	.340	124-158	.785	167/4.4	110/2.9	546/14.4
17-18	34	146-305	.479	49-130	.377	96-117	.821	152/4.5	99/2.9	437/12.9
Career	141	495-1,105	.448	182-517	.352	319-400	.798	450/3.2	300/2.1	1,491/10.6

High Game: 29 vs. Texas Southern (3-16-18) in the NCAA Tournament at Bridgestone Arena in Nashville, Tenn.



20 - JAMES POSEY, F

3-POINT

YEAR	GAMES	FGM-FGA	PCT	FGM-FGA	PCT	FTM-FTA	PCT	REB/AVG	AST/AVG	PTS/AVG
96-97	29	130-232	.560	6-32	.188	121-155	.781	226/7.8	40/1.4	387/13.3
97-98	30	145-261	.556	19-59	.322	150-182	.824	253/8.4	39/1.3	459/15.3
98-99	36	191-391	.488	48-131	.366	179-220	.814	322/8.9	84/2.3	609/16.9
Career	95	466-884	.527	73-222	.329	450-557	.808	801/8.4	163/1.7	1,455/15.3

High Game: 32 vs. Dayton (1-30-99) at Dayton.



21 - JUSTIN DOELLMAN, F

3-POINT

YEAR	GAMES	FGM-FGA	PCT	FGM-FGA	PCT	FTM-FTA	PCT	REB/AVG	AST/AVG	PTS/AVG
03-04	37	93-216	.431	45-106	.425	39-55	.709	132/3.6	63/1.7	270/7.3
04-05	29	103-260	.396	51-142	.359	59-76	.776	173/6.0	81/2.8	316/10.9
05-06	32	112-274	.409	43-120	.358	84-109	.771	215/6.7	81/2.5	351/11.0
06-07	34	164-331	.495	42-116	.362	95-120	.792	188/5.5	57/1.7	465/13.7
Total	132	472-1,081	.437	181-484	.374	277-360	.769	708/5.4	282/2.1	1,402/10.6

High Game: 29 vs. Rhode Island (2-21-07) at Cintas Center.



22 - JEFF JENKINS, C/F

YEAR	GAMES	FGM-FGA	PCT	FGM-FGA	PCT	FTM-FTA	PCT	REB/AVG	AST/AVG	PTS/AVG
80-81	28	74-146	.507			46-69	.667	128/4.6	61/2.2	194/6.9
81-82	28	124-239	.519			83-109	.761	163/5.8	51/1.8	331/11.8
82-83	28	104-217	.479			90-114	.789	118/4.2	36/1.3	298/10.6
83-84	33	223-435	.513			115-149	.772	190/5.8	62/1.9	561/17.0
Career	117	525-1,037	.506			334-441	.757	599/5.1	210/1.8	1,384/11.8


High Game: 30 vs. Ohio State (3-15-84) in the NIT at Cincinnati Gardens.



23 - JOE VIVIANO, F

YEAR	GAMES	FGM-FGA	PCT	FGM-FGA	PCT	FTM-FTA	PCT	REB/AVG	AST/AVG	PTS/AVG
56-57	28	134-321	.417			101-138	.732	284/10.1	23/0.8	369/13.2
57-58	30	211-474	.445			122-167	.731	378/12.6		544/18.1
58-59	25	162-378	.429			101-124	.815	244/9.8		425/17.0
Career	83	507-1,173	.432			324-429	.755	906/10.9		1,338/16.1

High Game: 32 vs. Miami (Ohio) (1-6-58) at Schmidt Fieldhouse.



24 - JAMAL WALKER, G

3-POINT

YEAR	GAMES	FGM-FGA	PCT	FGM-FGA	PCT	FTM-FTA	PCT	REB/AVG	AST/AVG	PTS/AVG
87-88	29	53-113	.469	4-18	.222	33-51	.647	51/1.8	92/3.2	143/4.9
88-89	27	91-233	.391	20-61	.328	65-98	.663	60/2.2	193/7.1	267/9.9
89-90	33	179-383	.467	28-100	.280	111-151	.735	115/3.5	196/5.9	497/15.1
90-91	31	140-305	.459	22-74	.297	124-199	.623	113/3.6	158/5.1	426/13.7
Career	120	463-1,034	.448	74-253	.292	333-499	.667	339/2.8	639/5.3	1,333/11.1

High Game: 28 vs. Loyola of Chicago (2-6-90) at Loyola.



25 - JACK THOBE, F

YEAR	GAMES	FGM-FGA	PCT	FGM-FGA	PCT	FTM-FTA	PCT	REB/AVG	AST/AVG	PTS/AVG
59-60	26	203-434	.468			73-117	.624	260/10.0	49/1.9	479/18.4
60-61	25	177-374	.473			84-118	.712	267/10.7	72/2.9	438/17.5
61-62	26	152-344	.442			75-96	.781	191/7.3	47/1.8	379/14.6
Career	77	532-1,152	.462			232-331	.701	718/9.3	168/2.2	1,296/16.8

High Game: 32 vs. Loyola of Chicago (3-11-61) at Chicago Stadium (Chicago, Ill.).



26 - DEREK STRONG, F/C

3-POINT

YEAR	GAMES	FGM-FGA	PCT	FGM-FGA	PCT	FTM-FTA	PCT	REB/AVG	AST/AVG	PTS/AVG
87-88	30	112-197	.569	0-0	.000	94-131	.718	213/7.1	23/0.8	318/10.6
88-89	33	163-264	.617	0-0	.000	178-218	.817	264/8.0	17/0.5	504/15.3
89-90	33	146-274	.533	0-0	.000	177-211	.839	328/9.9	31/0.9	469/14.2
Career	96	421-735	.573	0-0	.000	449-560	.802	805/8.4	71/2.2	1,291/13.4

High Game: 30 vs. Detroit (2-20-89) at Cincinnati Gardens.



27 - DAVE PIONTEK, C/F


YEAR	GAMES	FGM-FGA	PCT	FGM-FGA	PCT	FTM-FTA	PCT	REB/AVG	AST/AVG	PTS/AVG
53-54	30	157-				124-		301/10.0		438/14.6
54-55	26	156-				127-		295/11.3		439/16.9
55-56	26	167-386	.433			76-140	.543	399/15.3	33/1.3	410/15.7
Career	82	480-				327-		995/12.1		1,287/15.7

High Game: 29 vs. Cincinnati (1-6-55) at Cincinnati Gardens.



28 - JERRY HELMERS, F

YEAR	GAMES	FGM-FGA	PCT	FGM-FGA	PCT	FTM-FTA	PCT	REB/AVG	AST/AVG	PTS/AVG
69-70	24	161-324	.497			99-141	.702	202/8.4		421/17.5
70-71	26	190-363	.523			125-151	.828	135/5.2	38/1.5	505/19.4
71-72	25	119-245	.486		</					



29 - JOSH DUNCAN, F

3-POINT

YEAR	GAMES	FGM-FGA	PCT	FGM-FGA	PCT	FTM-FTA	PCT	REB/AVG	AST/AVG	PTS/AVG
04-05	29	59-132	.447	32-83	.386	31-43	.721	68/2.3	20/0.7	181/6.2
05-06	32	90-210	.429	40-104	.385	72-84	.857	134/4.2	56/1.8	292/9.1
06-07	30	86-195	.441	40-105	.381	66-75	.880	101/3.4	21/0.7	278/9.3
07-08	37	141-284	.496	55-132	.417	122-143	.853	173/4.7	49/1.3	459/12.4
Career	128	376-821	.458	167-424	.394	291-345	.843	476/3.7	146/1.1	1,210/9.5

High Game: 26 vs. West Virginia (3-27-08) in the NCAA Regional Semifinal at U.S. Airways Center (Phoenix, Ariz.).



30 - MARK LYONS, G

3-POINT

YEAR	GAMES	FGM-FGA	PCT	FGM-FGA	PCT	FTM-FTA	PCT	REB/AVG	AST/AVG	PTS/AVG
09-10	32	80-201	.398	22-64	.344	66-97	.680	80/2.5	67/2.1	248/7.8
10-11	32	144-353	.408	47-140	.336	99-136	.728	99/3.1	98/3.1	434/13.6
11-12	34	176-414	.425	58-148	.392	102-134	.761	110/3.2	94/2.8	512/15.1
Career	98	400-968	.413	127-352	.361	267-367	.728	289/2.9	259/2.6	1,194/12.2

High Game: 27 vs. Saint Louis (1-25-12) at Cintas Center.



31 - JUSTIN CAGE, F

3-POINT

YEAR	GAMES	FGM-FGA	PCT	FGM-FGA	PCT	FTM-FTA	PCT	REB/AVG	AST/AVG	PTS/AVG
03-04	36	54-124	.435	6-28	.214	52-80	.650	123/3.4	39/1.1	166/4.6
04-05	29	112-195	.574	6-19	.316	92-122	.754	162/5.6	63/2.2	322/11.1
05-06	32	110-198	.556	11-24	.458	105-141	.745	173/5.4	39/1.2	336/10.5
06-07	34	106-187	.567	13-34	.382	132-176	.750	183/5.4	48/1.4	357/10.5
Total	131	382-704	.543	36-105	.343	381-519	.734	641/4.9	189/1.4	1,181/9.0

High Game: 25 vs. Ohio State (3-17-07) in the NCAA Second Round at Rupp Arena (Lexington, Ky.).



32 - MICHAEL DAVENPORT, G

3-POINT

YEAR	GAMES	FGM-FGA	PCT	FGM-FGA	PCT	FTM-FTA	PCT	REB/AVG	AST/AVG	PTS/AVG
87-88	29	35-96	.365	4-13	.308	18-30	.600	41/1.4	9/0.3	92/3.3
88-89	33	94-208	.452	21-64	.328	29-41	.707	84/2.5	61/1.8	238/7.2
89-90	33	145-341	.425	64-175	.366	66-82	.805	97/2.9	79/2.4	420/12.7
90-91	30	139-317	.438	62-150	.413	82-108	.759	104/3.5	81/2.7	422/14.1
Career	125	413-962	.429	151-402	.376	195-261	.747	326/2.6	230/1.8	1,172/9.4

High Game: 26 vs. Loyola of Chicago (1-8-90) at Cincinnati Gardens.



33 - HANK STEIN, G

YEAR	GAMES	FGM-FGA	PCT	FTM-FTA	PCT	REB/AVG	AST/AVG	PTS/AVG
56-57	27	128-302	.424	109-143	.762	62/2.3	51/1.9	365/13.5
57-58	30	180-413	.436	105-128	.820	79/2.6		465/15.5
58-59	23	114-272	.419	86-100	.860	51/2.2		314/13.7
Career	80	422-987	.428	300-371	.809	192/2.4		1,144/14.3

High Game: 29 vs. Manhattan (2-23-57) at Chicago Stadium (Chicago, Ill.).



34 - MAURICE MCAFFEE, G

3-POINT

YEAR	GAMES	FGM-FGA	PCT	FGM-FGA	PCT	FTM-FTA	PCT	REB/AVG	AST/AVG	PTS/AVG
97-98	28	25-66	.379	10-31	.323	15-27	.556	20/0.7	20/0.7	75/2.7
98-99	36	90-220	.409	48-129	.372	66-79	.835	60/1.7	90/2.5	294/8.2
99-00	33	155-380	.408	89-226	.394	98-119	.824	114/3.5	138/4.2	497/15.1
00-01	29	84-228	.368	35-132	.265	73-101	.723	78/2.7	139/4.8	276/9.5
Career	126	354-894	.396	182-518	.351	252-326	.773	272/2.2	387/3.1	1,142/9.1

High Game: 12 vs. St. Bonaventure in A-10 Tournament (3-9-00) at First Union Spectrum (Philadelphia, Pa.).



35 - DEXTER BAILEY, F

YEAR	GAMES	FGM-FGA	PCT	FTM-FTA	PCT	REB/AVG	AST/AVG	PTS/AVG
80-81	28	91-151	.603	23-47	.489	133/4.8	24/0.9	205/7.3
81-82	28	122-234	.521	54-89	.607	211/7.5	27/1.0	298/10.6
82-83	29	120-234	.513	82-132	.621	194/6.7	34/1.2	322/11.1
83-84	33	131-231	.567	52-93	.559	192/5.8	25/0.8	314/9.5
Career	118	464-850	.546	211-361	.584	730/6.2	110/0.9	1,139/9.7

High Game: 24 vs. Oral Roberts (1-21-84) at ORU.



T36 - GENE SMITH, C

YEAR	GAMES	FGM-FGA	PCT	FTM-FTA	PCT	REB/AVG	AST/AVG	PTS/AVG
49-50	16	104-		45-76	.592			253/15.8
50-51	26	143-		75-				361/13.9
51-52	24	195-503	.388	105-166	.633			495/20.6
Career	66	442-		225-				1,109/16.8

High Game: 45 vs. Georgetown, Ky. (1-12-52) at Schmidt Fieldhouse.



T36 - RICHIE HARRIS, F

YEAR	GAMES	FGM-FGA	PCT	FTM-FTA	PCT	REB/AVG	AST/AVG	PTS/AVG
82-83	24	30-55	.545	5-13	.385	38/1.6	9/0.4	65/2.7
83-84	32	80-171	.468	38-54	.704	94/2.9	23/0.7	198/6.2
84-85	28	182-321	.567	68-94	.723	145/5.2	50/1.8	432/15.4
85-86	27	170-322	.528	74-93	.796	172/6.4	31/1.1	414/15.3
Career	111	462-869	.532	185-254	.728	449/4.0	113/1.0	1,109/10.0

High Game: 30 vs. Oral Roberts (1-19-85) at Cincinnati Gardens.



38 - B.J. RAYMOND, G

3-POINT

YEAR	GAMES	FGM-FGA	PCT	FGM-FGA	PCT	FTM-FTA	PCT	REB/AVG	AST/AVG	PTS/AVG
05-06	31	33-85	.388	15-49	.306	23-36	.639	45/1.5	22/0.7	104/3.4
06-07	34	48-119	.403	36-80	.450	9-22	.409	71/2.1	19/0.6	141/4.1
07-08	37	126-281	.448	82-199	.412	31-38	.816	112/3.0	32/0.9	365/9.9
08-09	35	167-365	.458	84-205	.410	76-94	.809	145/4.1	50/1.4	494/14.1
Career	137	374-850	.440	217-533	.407	139-190	.732	373/2.7	123/0.9	1,104/8.1

High Game: 32 vs. Auburn (12-3-08) at Cintas Center.



39 - KENNY FREASE, C

3-POINT

YEAR	GAMES	FGM-FGA	PCT	FGM-FGA	PCT	FTM-FTA	PCT	REB/AVG	AST/AVG	PTS/AVG
08-09	34	69-150	.460	2-7	.286	44-91	.484	126/3.7	26/0.8	184/5.4
09-10	35	76-150	.507	0-2	.000	26-50	.520	152/4.3	25/0.7	178/5.1
10-11	32	158-288	.549	0-1	.000	59-84	.702	226/7.1	38/1.2	375/11.7
11-12	36	150-294	.510	0-2	.000	66-116	.569	219/6.1	38/1.1	366/10.2
Career	137	453-882	.514	2-12	.167	195-341	.572	723/5.3	127/0.9	1,103/8.1

High Game: 25 vs. Lehigh in the NCAA Tournament (3-18-12) at Greensboro Coliseum Complex (Greensboro, NC).



40 - KEVIN FREY, F

3-POINT

YEAR	GAMES	FGM-FGA	PCT	FGM-FGA	PCT	FTM-FTA	PCT	REB/AVG	AST/AVG	PTS/AVG
98-99	36	72-171	.421	8-27	.296	53-74	.716	179/5.0	25/0.7	205/5.7
99-00	33	97-236	.411	13-49	.265	85-109	.780	167/5.1	39/1.2	292/8.8
00-01	29	114-264	.432	17-66	.258	87-113	.770	183/6.3	33/1.1	332/11.4
01-02	32	95-253	.375	15-58	.259	68-95	.716	181/5.7	43/1.3	273/8.5
Career	130	378-924	.409	53-200	.265	293-391	.749	710/5.5	140/1.1	1,102/8.5

High Game: 29 at Central Michigan (12-11-99) and vs. Saint Joseph's (1-20-01) at Cintas Center.



T41 - DERRICK BROWN, F

3-POINT

YEAR	GAMES	FGM-FGA	PCT	FGM-FGA	PCT	FTM-FTA	PCT	REB/AVG	AST/AVG	PTS/AVG
06-07	34	77-109	.706	4-8	.500	56-80	.700	141/4.1	27/0.8	214/6.3
07-08	37	148-243	.609	11-32	.344	96-136	.706	242/6.5	63/1.7	403/10.9
08-09	35/35	170-337	.504	39-90	.433	100-135	.741	212/6.1	68/1.9	479/13.7
Career	106	395-689	.573	54-130	.415	252-351	.718	595/5.6	158/1.5	1,096/10.3

High Game: 23 vs. Massachusetts (1-31-09) and Miami (Ohio) (11-29-08) at Cintas Center.



T41 HUCK BUDDÉ, F

YEAR	GAMES	FGM-FGA	PCT	FTM-FTA	PCT	REB/AVG	AST/AVG	PTS/AVG
50-51	26	69		47				185/7.1
51-52	24	157-458	.343	96-154	.623			410/17.1
52-53	23	174-464	.375	153-206	.743	233/10.1		501/21.8
Career	73	400-		296-				1,096/15.0

High Game: 31 vs. Baldwin-Wallace (12-19-52) at Schmidt Fieldhouse.



43 - BILL KIRVIN, G

YEAR	GAMES	FGM-FGA	PCT	FTM-FTA	PCT	REB/AVG	AST/AVG	PTS/AVG
59-60	26	127-270	.470	78-89	.876	79/3.0	67/2.6	332/12.8
60-61	25	157-331	.474	91-117	.778	86/3.4	117/4.7	405/16.2
61-62	26	140-281	.498	71-87	.816	81/3.1	104/4.0	351/13.5
Career	77	424-882	.481	240-293	.819	246/3.2	288/3.7	1,088/14.1

High Game: 28 vs. Dayton (2-24-60) at Cincinnati Gardens.



44 - JIM BOOTHE, G

YEAR	GAMES	FGM-FGA	PCT	FTM-FTA	PCT	REB/AVG	AST/AVG	PTS/AVG
54-55	26	124-		59-88	.670			307/11.8
55-56	28	158-420	.376	146-180	.811	102/3.6	104/3.7	462/16.5
56-57	28	116-300	.387	84-111	.757	54/1.9	59/2.1	316/11.3
Career	82	398-		289-379	.763			1,085/13.2

High Game: 32 vs. Louisville (2-13-56) at Schmidt Fieldhouse.



45 - BOB PELKINGTON, C

YEAR	GAMES	FGM-FGA	PCT	FTM-FTA	PCT	REB/AVG	AST/AVG	PTS/AVG
61-62	26	126-266	.474	54-82	.659	304/11.7	69/2.7	306/11.8
62-63	28	177-399	.444	74-125	.592	454/16.2	94/3.4	428/15.3
63-64	26	150-312	.481	41-81	.506	567/21.8	89/3.4	341/13.1
Career	80	453-977	.464	169-288	.587	1,325/16.6	252/3.2	1,075/13.4

High Game: 29 vs. Western Kentucky (12-30-61) at Schmidt Fieldhouse.



T46 - JOE GEIGER, F

YEAR	GAMES	FGM-FGA	PCT	FTM-FTA	PCT	REB/AVG	AST/AVG	PTS/AVG
61-62	23	92-203	.453	74-82	.902	171/7.4	30/1.3	253/11.0
62-63	28	125-295	.424	64-86	.744	220/7.9	44/1.6	314/11.1
63-64	26	191-382	.500	119-137	.869	290/11.2	56/2.2	501/19.3
Career	77	408-880	.464	257-305	.843	681/8.8	130/1.7	1,073/13.9

High Game: 36 vs. Detroit (2-15-64) at Detroit.



T46 - AARON WILLIAMS, F

YEAR	GAMES	FGM-FGA	PCT	FGM-FGA	PCT	FTM-FTA	PCT	REB/AVG	AST/AVG	PTS/AVG
89-90	28	27-47	.574	0-0	.000	8-20	.400	76/2.7	6/0.2	62/2.2
90-91	32	127-237	.536	0-0	.000	55-77	.714	209/6.5	33/1.0	309/9.7
91-92	27	148-253	.585	0-0	.000	79-113	.699	215/8.0	31/1.1	375/13.9
92-93	30	127-234	.543	0-0	.000	73-94	.777	213/7.1	54/1.8	327/10.9
Career	117	429-771	.556	0-0	.000	215-304	.707	713/6.1	124/1.1	1,073/9.2

High Game: 25 vs. Loyola of Chicago (2-9-91) at Cincinnati Gardens.



48 - VICTOR FLEMING, G

YEAR	GAMES	FGM-FGA	PCT	FTM-FTA	PCT	REB/AVG	AST/AVG	PTS/AVG
80-81	26	59-119	.496	27-39	.692	28/1.1	42/1.6	145/5.6
81-82	26	42-96	.438	35-50	.700	37/1.4	32/1.2	119/4.6
82-83	29	128-226	.566	56-82	.683	90/3.1	52/1.8	312/10.8
83-84	33	183-339	.540	117-159	.736	138/4.2	56/1.7	483/14.6
Career	114	412-780	.528	235-330	.712	293/2.6	182/1.6	1,059/9.3

High Games: 29 vs. La Salle (2-9-83) at Schmidt Fieldhouse and 29 vs. Butler (2-25-84) at Cincinnati Gardens.



49 - GARY MASSA, F

YEAR	GAMES	FGM-FGA	PCT	FTM-FTA	PCT	REB/AVG	AST/AVG	PTS/AVG
77-78	27	168-336	.500	55-76	.724	114/4.2	45/1.7	391/14.5
78-79	21	99-211	.469	49-67	.731	74/3.5	21/1.0	247/11.8
79-80	23	145-275	.527	46-57	.807	147/6.4	16/0.7	336/14.6
80-81	16	31-64	.484	13-17	.765	30/1.9	5/0.3	75/4.7
Career	87	443-886	.500	163-217	.751	365/4.2	87/1.0	1,049/12.1

High Game: 26 vs. Kenyon (1-5-78) at Schmidt Fieldhouse.



50 - MIKE PLUNKETT, F

YEAR	GAMES	FGM-FGA	PCT	FTM-FTA	PCT	REB/AVG	AST/AVG	PTS/AVG
73-74	26	148-343	.431	68-107	.636	182/7.0	46/1.8	364/14.0
74-75	26	172-368	.467	70-123	.569	216/8.3	26/1.0	414/15.9
75-76	26	102-224	.455	61-85	.718	153/5.9	27/1.0	265/10.2
Career	78	422-935	.451	199-315	.632	551/7.1	99/1.3	1,043/13.4

High Game: 31 vs. Dayton (2-19-75) at Schmidt Fieldhouse.



51 - SEMAJ CHRISTON, G

YEAR	GAMES	FGM-FGA	PCT	FGM-FGA	PCT	FTM-FTA	PCT	REB/AVG	AST/AVG	PTS/AVG
12-13	30	162-365	.444	7-28	.250	125-186	.672	86/2.9	139/4.6	456/15.2
13-14	34	201-420	.479	19-49	.388	157-235	.668	91/2.7	142/4.2	578/17.0
Career	64	363-785	.462	26-77	.338	282-421	.670	177/2.8	281/4.4	1,034/16.2

High Game: 28 vs. Marquette (1-9-14) at Cintas Center and 28 vs. Seton Hall (3-3-14) at Seton Hall.



52 - MICHAEL HAWKINS, G

YEAR	GAMES	FGM-FGA	PCT	FGM-FGA	PCT	FTM-FTA	PCT	REB/AVG	AST/AVG	PTS/AVG
91-92	27	76-185	.411	22-63	.349	35-54	.648	75/2.8	118/4.4	209/7.7
92-93	28	80-174	.460	36-88	.409	32-41	.780	71/2.5	104/3.7	228/8.1
93-94	29	68-182	.374	37-100	.370	23-36	.639	61/2.1	64/2.2	196/6.8
94-95	28	117-274	.427	59-152	.388	103-130	.792	93/3.3	162/5.8	396/14.1
Career	112	341-815	.418	154-403	.382	193-261	.739	300/2.7	448/4.0	1,029/9.2

High Game: 26 vs. Ohio (12-17-94) at Cincinnati Gardens.



53 - T.J. JOHNSON, F

YEAR	GAMES	FGM-FGA	PCT	FGM-FGA	PCT	FTM-FTA	PCT	REB/AVG	AST/AVG	PTS/AVG
94-95	28	101-175	.577	0-0	.000	131-194	.675	148/5.3	19/0.7	333/11.9
95-96	28	86-165	.521	0-1	.000	124-186	.667	189/6.8	30/1.1	296/10.6
96-97	29	76-133	.571	0-0	.000	74-112	.661	146/5.0	48/1.7	226/7.8
97-98	30	48-96	.500	0-1	.000	70-100	.700	108/3.6	47/1.6	166/5.5
Career	115	311-569	.547	0-2	.000	399-592	.674	591/5.1	144/1.3	1,021/8.9

High Game: 23 vs. Loyola of Chicago (1-30-95) at Loyola.

MORE DIVISION I 1,000-POINT SCORERS

PLAYER, POSITION	G	FG	3PT FG	FT	NO.	AVG.	SEASONS
1. C.J. ANDERSON, F	116	558	2	377	1,495	12.9	2004-09
* Includes 752 points in two seasons at Manhattan (2004-06)							
2. RYAN WELAGE, F	126	539	221	195	1,494	11.9	2015-19
* Includes 1,258 points in three seasons at San Jose State (2015-18)							
3. MATT STAINBROOK, C	137	601	5	274	1,481	10.8	2010-15
* Includes 676 points in two seasons at Western Michigan (2010-12)							
4. DREW LAVENDER, G	133	462	211	293	1,428	10.7	2003-08
* Includes 659 points in two seasons at Oklahoma (2003-05)							
5. TRAVIS TAYLOR, F	122	521	0	303	1,345	11.0	2008-13
* Includes 812 points in two seasons at Monmouth (2008-10)							
6. RASHID GASTON, F	120	485	0	221	1,191	9.9	2012-17
* Includes 911 points in three seasons at Norfolk State (2012-15)							
7. BRIAN THORNTON, F/C	109	421	0	333	1,175	10.8	2001-06
* Includes 564 points in two seasons at Vanderbilt (2001-03)							
8. ISAIAH PHILMORE, F	121	412	24	321	1,169	9.7	2009-14
* Includes 653 points in two seasons at Towson (2009-11)							
9. JORDAN CRAWFORD, G	65	367	109	166	1,009	15.5	2007-10
* Includes 291 points in one season at Indiana (2007-08)							

XAVIER ALL-TIME COACHING WINS TOP DOZEN



TRAVIS STEELE IS PREPARING FOR HIS SECOND SEASON AS THE XAVIER HEAD COACH



Travis Steele took over as the Xavier head coach beginning with the 2018-19 season, leading Xavier to 19 wins, a tie for third place in the BIG EAST Conference regular season and a spot in the second round of the NIT. Steele, who spent the previous 10 seasons on the Xavier staff, helped Xavier win 242 games and make nine NCAA Tournaments before taking over the head coaching spot in 2018. The Musketeers reached at least the NCAA Sweet 16 five times in those 10 seasons on the Xavier bench, including the 2017 Elite Eight. Steele spent one season on the staff of Sean Miller and nine on the staff of Chris Mack. He is the 18th head coach in Xavier history.

ALL-TIME COACHES (RANKED BY TOTAL WINS)

Name (Alma Mater)	Seasons	Games	Wins	Losses	Win %	Postseason Play/Conference Tourna.				
						NCAA	NIT	MCC	A-10	BE
Chris Mack (Xavier)	9 (2009-18)	312	215	97	.689	11-8	0-0	0-0	3-4	7-5
Pete Gillen (Fairfield)	9 (1985-94)	277	202	75	.729	5-7	2-1	17-4	0-0	0-0
Skip Prosser (Merchant Marine Acad.)	7 (1994-01)	213	148	65	.695	1-4	5-2	0-1	6-5	0-0
Sean Miller (Pittsburgh)	5 (2004-09)	167	120	47	.719	6-4	0-0	0-0	8-4	0-0
Clem Crowe (Notre Dame)	10 (1933-43)	175	96	79	.549	0-0	0-0	0-0	0-0	0-0
Joe Meyer (Xavier)	13 (1920-33)	147	95	52	.646	0-0	0-0	0-0	0-0	0-0
Jim McCafferty (Loyola, La.)	6 (1957-63)	162	91	71	.562	0-1	4-0	0-0	0-0	0-0
Ned Wulk (LaCrosse)	6 (1951-57)	159	89	70	.560	0-0	2-2	0-0	0-0	0-0
Bob Staak (Connecticut)	6 (1979-85)	174	88	86	.506	0-1	2-1	7-5	0-0	0-0
Thad Matta (Butler)	3 (2001-04)	101	78	23	.772	5-3	0-0	0-0	8-1	0-0
Lew Hirt (DePauw)	5 (1946-51)	137	76	61	.555	0-0	0-0	0-0	0-0	0-0
Tay Baker (Cincinnati)	6 (1973-79)	159	70	89	.440	0-0	0-0	0-0	0-0	0-0
Don Ruberg (Xavier)	4 (1963-67)	103	52	51	.505	0-0	0-0	0-0	0-0	0-0
George Krajack (Clemson)	4 (1967-71)	103	34	69	.330	0-0	0-0	0-0	0-0	0-0
Travis Steele (Butler)	1 (2018-19)	35	19	16	.543	0-0	1-1	0-0	0-0	1-1
Dick Campbell (Furman)	2 (1971-73)	52	15	37	.288	0-0	0-0	0-0	0-0	0-0
Ed Burns (Xavier)	1 (1945-46)	19	3	16	.158	0-0	0-0	0-0	0-0	0-0
Harry Gilligan (Xavier)	1 (1919-20)	1	0	1	.000	0-0	0-0	0-0	0-0	0-0
Musketeer Totals (1919-43/45-2019)	98	2,496	1,491	1,005	.597	28-28	16-7	24-10	25-14	8-6

TEAM RECORDS

MOST POINTS

Game	125	vs. Florida International	1-9-88
Season	2,953		2017-18

MOST POINTS AGAINST

Game	123	by Detroit	12-14-64
Season	2,711		2016-17

MOST POINTS BY BOTH TEAMS

Game	234	Xavier 121, Detroit 113	1-6-64
Season	5,547		2016-17

MOST FIELD GOAL ATTEMPTS

Game	103	vs. Chase	12-8-51
Season	2,148		2016-17

MOST FIELD GOALS MADE

Game	51	vs. Huntington College (Ind.)	12-1-92
Season	1,048		1987-88

HIGHEST FIELD GOAL PERCENTAGE

Game	.722	(39-54) at Butler	2-23-91
Season	.520	(939-1806)	1985-86

LOWEST FIELD GOAL PERCENTAGE (OPPONENT)

Game	.184	vs. Eastern Illinois	11-19-05
Season	.334		2017-18

MOST 3-PT. FIELD GOALS MADE

Game	16	at Auburn	1-6-08
	16	Virginia	1-3-08
	16	vs. Charlotte	2-3-07
	15	at Cincinnati	1-26-17
	15	at Fordham	1-11-07
	14	vs. Fordham	2-14-09
	14	at Temple	1-25-06
	14	vs. Temple	3-8-03
	14	at Rhode Island	1-13-01
	14	vs. Clemson	3-23-99
Season	284		2003-04
	282		2007-08

MOST 3-PT. FIELD GOALS MADE (OPPONENT)

Game	17	by Evansville	11-10-18
	16	by Villanova	2-17-18
	15	by Villanova	1-14-15
	15	by Loyola Marymount	1-2-90
Season	313		2018-19

MOST 3-PT. FIELD GOAL ATTEMPTS

Game	37	vs. Clemson	3-23-99
Season	791		1998-99

MOST 3-PT. FIELD GOAL ATTEMPTS (OPPONENT)

Game	38	by Eastern Kentucky	12-15-18
Season	902		2017-18

HIGHEST 3-PT. FIELD GOAL PERCENTAGE (3 ATT. MIN.)

Game	.833	(5-6) vs. Marietta	11-28-88
Season	.399	(110-276)	1986-87

HIGHEST 3-PT. FIELD GOAL PERCENTAGE (OPPONENT/3 ATT. MIN.)

Game	.818	(9-11) by George Washington	2-12-94
Season	.388	(102-263)	1987-88

LOWEST 3-PT. FIELD GOAL PERCENTAGE (OPPONENT)

Game	.000	(0-17) by Purdue	12-1-12
Season	.297	(178-599)	2000-01

MOST FREE THROW ATTEMPTS

Game	64	vs. Saint Joseph's	1-10-76
Season	942		1953-54
	942		1956-57

MOST FREE THROWS MADE

Game	45	vs. George Washington	2-16-98
	45	vs. Northeast Louisiana	11-24-97
	45	vs. Duquesne	2-24-96
	45	vs. Saint Joseph's	1-10-76
Season	657		2017-18

HIGHEST FREE THROW PERCENTAGE

Game	1.000	vs. Ball State (11-11)	11-28-90
Season	.779	(657-843)	2017-18

MOST REBOUNDS

Game	103	vs. Louisville	1-4-58
Season	1,568		1956-57

MOST STEALS

Game	24	vs. Fordham	1-10-98
Season	354		1947-48

MOST ASSISTS

Game	36	vs. Long Island	12-8-01
Season	596		2014-15

MOST TURNOVERS FORCED BY A XAVIER TEAM

Game	38	vs. Northeast Louisiana	11-24-97
------	----	-------------------------	----------

FEWEST TURNOVERS BY A XAVIER TEAM

Game	3	vs. Miami (Ohio)	11-28-18
	3	vs. Dayton	3-14-04
	3	vs. Massachusetts	3-2-02

MOST PERSONAL FOULS

Game	35	vs. St. Louis	1-12-85
Season	711		2016-17

MOST DISQUALIFICATIONS

Game	6	vs. Canisius	2-18-61
Season	32		1951-52

MISCELLANEOUS

Most Victories (Season)	30	2007-08
	29	2017-18
	28	1989-90 and 2015-16
	27	2008-09
Most Regular Season Victories	27	2017-18
	26	2007-08 and 2015-16
Most Postseason Victories	7	2004
Longest Win Streaks	16	2002-03
	15	1987-88
Highest Finish in Associated Press Poll	3	2017-18
Highest Rank in Associated Press Poll	3	2-26-18, 3-5-18, 3-12-18
Highest Finish in <i>USA Today</i> Coaches Poll	8	2007-08, 2017-18
Highest Rank in <i>USA Today</i> Coaches Poll	4	3-11-18, 3-4-18, 2-26-18, 2-19-18, 2-12-18, 2-8-16
Most Weeks in AP Poll (One Season)	19	2017-18
Most Consecutive Weeks in AP Poll	29	2015-17 (last 17 of 15-16; first 12 of 16-17)
Most Consecutive Weeks in AP Top 10	15	2015-16 (last 14 in 15-16 and first poll of 16-17)
Most Wins in a Season vs. AP Top 25	6	2014-15 and 2015-16
Longest Home Win Streak	30	2008-10
Longest Cintas Center Win Streak	30	2008-10
Longest Gardens Win Streak	27	1986-88
Highest Home Attendance Average		
Season	10,475	(18 games) in 2017-18
Highest Total Home Attendance		
All Games	188,554	(18 games) in 2017-18
Most Home Sell-outs in a Season	18	(18 games) in 2017-18
Longest Losing Streak	13	1972-73
Most Overtimes in a Game	3	11-27-10 vs. Wofford 1-8-05 at Massachusetts (UM 90-86/3OT) 12-21-96 vs. Akron (XU 113-111/3OT) 1-4-58 vs. Louisville (XU 82-80/3OT)
Highest Scoring Avg (Season)	94.7	1987-88
	89.7	1963-64
Largest Victory Margin	58	1-15-90 (Xavier 110, District of Columbia 52)
Most Points Away From Home	122	3-12-88
	122	vs. Detroit (MCC Champ. Game) 2-24-88
		vs. Florida International
Most Combined Points Away From Home	233	12-14-64 Detroit 123, Xavier 110



Drew Lavender and Stanley Burrell helped Xavier win a school-record 30 games in the 2007-08 season.

YEAR-BY-YEAR SCORES

CC – Cintas Center
 SF – Schmidt Fieldhouse
 RC – Riverfront Coliseum (a.k.a. The Crown, the Firstar Center and now U.S. Bank Arena)
 A-10 - indicates A-10 regular season game
 MCC - indicates MCC regular season game

1919-20 (0-1)

COACH: HARRY GILLIGAN

Feb. 20 FC L 18-24 Dayton

1920-21 (1-2)



**Joe Meyer
Head Coach**

W 21-18 Dayton
 FC L 13-54 Ohio
 A L 16-50 Miami (Ohio)

1921-22 (2-4)

FC L 16-28 Ohio
 W 27-13 Dayton
 W 36-9 Hiram
 A L 32-34 Ohio
 A L 20-37 Miami (Ohio)
 L 10-14 Dayton

1922-23 (3-0)

FC W 35-15 Ohio
 A W 18-17 Ohio
 W 33-16 Otterbein

1923-24 (12-4)

A W 31-13 Circleville AC
 W 25-18 Covington YMCA
 FC W 23-11 Miami (Ohio)
 W 33-17 Fenwick Club
 FC W 32-31 Ohio
 L 31-38 Central YMCA
 L 20-22 Capital
 A L 15-26 Ohio
 W 38-37 Wittenberg
 A W 32-27 Kenyon
 W 29-26 Central YMCA
 W 29-18 Covington YMCA
 W 32-28 Muskingum
 A W 38-29 Akron
 W 44-28 Otterbein
 L 18-24 Fenwick Club

1924-25 (6-7)

A L 35-41 Akron

The other six losses include losses to Capital and Heidelberg.
 The six wins include wins over Ohio Northern and Heidelberg.

1925-26 (10-8)
 A W 28-24 Circleville AC
 L 20-28 CGAC (OT)
 W 45-27 Wilmington
 A L 33-34 Centre (OT)
 A W 40-35 Transylvania
 W 28-23 Y Wildcats
 L 28-33 L.B. Harrison
 W 18-15 CGAC
 Feb. 5 FC W 38-18 Louisville
 FC W 43-17 L.B. Harrison
 A L 22-48 Muskingum
 A L 29-44 Otterbein
 FC W 63-9 Transylvania
 A L 24-26 Wilmington
 A W 19-16 Heidelberg
 A L 16-18 Ohio Northern
 L 17-31 Y Wildcats
 W 49-19 Centre

1926-27 (11-3)

L 22-28 Circleville AC
 Jan. 10 FC W 23-21 Loyola of Chicago
 W 58-27 Circleville AC
 L 27-43 YMCA
 Jan. 22 FC W 54-21 Saint Louis
 Feb. 5 A W 39-5 Saint Louis
 W 29-25 YMCA
 W 29-21 Wilmington
 W 56-41 Wilmington
 Feb. 15 A L 13-17 Loyola of Chicago
 W 22-17 St. Viator
 W 48-22 Marshall
 FC W 35-28 Davis-Elkins
 W 63-30 Transylvania

1927-28 (8-1)

FC W 40-13 Centre
 Jan. 21 FC W 40-33 Saint Louis
 FC W 40-13 Cedarville
 Feb. 15 FC W 14-11 Loyola of Chicago
 FC W 16-14 Marshall
 FC W 43-34 Marshall
 A W 24-22 St. Viator
 Feb. 29 A L 19-40 Loyola of Chicago
 Mar. 7 SF W 29-25 Cincinnati

1928-29 (9-6)

Dec. 15 SF W 35-11 Toledo
 W 35-20 Georgetown (Ky.)
 SF W 31-24 Alumni
 A L 5-20 Loyola of Chicago
 A L 18-34 St. Viator
 SF W 28-12 Cedarville
 A L 20-22 Saint Louis
 Feb. 5 SF W 24-11 Detroit
 A W 26-25 Dayton
 Feb. 12 SF L 29-32 Ohio Wesleyan
 Feb. 13 SF L 10-20 Loyola of Chicago
 W 35-11 Kenyon
 Feb. 23 SF W 18-12 Dayton
 A L 19-24 Detroit
 SF W 46-12 Muskingum

1929-30 (8-8)

W 28-17 Cedarville
 W 35-20 Georgetown (Ky.)
 SF W 20-18 Kentucky Wesleyan
 W 24-23 Kenyon
 Jan. 14 A L 13-18 Loyola of Chicago

SF L 19-20 Dayton
 W 31-16 Centre
 Jan. 23 SF L 13-18 Loyola of Chicago
 Feb. 1 SF L 19-37 Ohio Wesleyan
 SF W 23-22 Alumni
 SF L 27-30 Denison
 SF L 20-27 Wittenberg
 A W 29-18 Dayton
 A W 23-18 Detroit
 A L 24-30 Western Reserve
 SF L 24-36 Detroit

1930-31 (10-3)

W 43-22 Cedarville
 W 36-23 Georgetown (Ky.)
 Jan. 13 A L 19-31 Michigan State
 SF W 30-19 Centre
 A L 20-26 Detroit
 SF W 40-19 Dayton
 SF L 17-29 Wittenberg
 A W 33-10 Dayton
 A W 34-25 Wittenberg
 SF W 32-16 Alumni
 SF W 43-26 Kenyon
 W 26-20 Denison
 W 22-17 Detroit

1931-32 (10-3)

W 36-12 Cedarville
 SF W 26-21 Carnegie Tech
 W 31-22 Centre
 Jan. 15 A L 20-22 Michigan State
 A L 21-22 Detroit (OT)
 SF W 46-12 Dayton
 W 28-23 Washington & Lee
 Feb. 2 SF L 16-18 Indiana
 SF W 37-23 Detroit
 A W 20-10 Dayton
 SF W 25-23 Alumni
 Feb. 20 SF W 31-24 Michigan State
 SF W 26-21 Wittenberg

1932-33 (5-3)

SF W 53-10 Cedarville
 SF W 37-19 Centre
 SF W 75-15 Transylvania
 SF L 19-31 Ohio State
 Feb. 18 SF L 29-36 Ohio Wesleyan
 Feb. 27 A L 16-19 Michigan State
 A W 27-12 Detroit
 W 34-30 Wittenberg

1933-34 (9-1)



**Clem Crowe
Head Coach**

W 48-17 Transylvania
 SF W 50-13 Kentucky Wesleyan
 W 59-13 Centre
 SF W 26-21 Ohio
 SF W 44-35 Chattanooga
 Feb. 10 SF L 15-25 Notre Dame
 Feb. 19 SF W 37-29 Louisville
 Feb. 24 SF W 29-28 Ohio Wesleyan
 W 47-38 Wittenberg
 SF W 35-30 Alumni

1934-35 (14-4)

W 47-18 Cedarville
 W 38-29 Centre
 W 37-21 Georgetown (Ky.)
 SF W 47-21 Kentucky Wesleyan
 L 28-31 Ohio State (OT)
 W 45-20 Centenary
 W 29-20 Wittenberg
 SF W 36-28 Chattanooga
 W 37-24 Transylvania
 SF W 29-28 Ohio
 Feb. 2 SF W 29-26 Ohio Wesleyan
 Feb. 5 SF L 27-40 Kentucky
 W 48-29 Wittenberg
 Feb. 16 SF W 38-19 Georgia Tech
 W 47-25 Marshall
 SF W 41-31 Alumni
 Mar. 7 A L 29-46 Kentucky
 Mar. 9 SF L 35-42 Notre Dame

1935-36 (8-7)

SF W 35-31 Georgetown (Ky.)
 SF W 41-25 Centre
 Dec. 17 SF L 26-49 Purdue
 Dec. 21 SF L 21-23 Pittsburg
 SF W 39-37 Vanderbilt
 SF W 62-38 Alumni
 Jan. 14 SF L 32-36 Kentucky
 SF L 22-28 Ohio
 Jan. 24 SF W 39-20 Tennessee
 N1 L 30-31 Washington & Jeff.
 SF W 59-22 Kentucky Wesleyan
 SF W 35-21 Alabama
 A L 32-37 Ohio
 Feb. 15 SF W 32-27 Ohio Wesleyan
 Feb. 18 A L 40-49 Kentucky
 N1-Pittsburgh, Pa.

1936-37 (7-7)

Dec. 12 SF L 28-32 Kentucky
 Dec. 16 SF W 30-26 Transylvania
 Dec. 19 SF W 43-30 Kentucky Wesleyan
 Dec. 22 SF L 23-35 Purdue
 Jan. 9 A L 31-41 Loyola of Chicago
 Jan. 14 A L 20-42 Ohio
 Jan. 16 SF W 28-26 Butler
 Feb. 6 W 36-27 Indianapolis
 W 42-21 Centre
 Feb. 13 A L 25-29 Toledo
 SF W 54-27 Alumni
 Feb. 19 A W 29-28 Wittenberg
 Feb. 20 SF L 32-35 Ohio
 Feb. 22 A L 15-23 Kentucky

1937-38 (10-9)

SF W 53-39 Transylvania
 Dec. 9 SF W 29-22 Kentucky Wesleyan
 Dec. 13 A L 32-56 Purdue
 Dec. 20 SF L 28-33 Iowa

YEAR-BY-YEAR SCORES

Dec. 22	SF	L	26-45	Notre Dame
Jan. 3	SF	L	29-34	Creighton
		W	37-27	Wittenberg
Feb. 5	SF	W	36-25	Toledo
	A	L	33-39	Ohio
Jan. 14	A	L	34-35	Bradley
Jan. 15	A	L	38-52	Loyola of Chicago
	SF	W	50-35	Hawaiian Stars
	A	W	35-29	Akron
	SF	W	39-32	Kentucky
	SF	W	34-30	Alumni
	SF	L	29-36	Bradley
Feb. 17	A	L	29-45	Kentucky
	SF	W	47-27	Ohio
	SF	W	40-27	Loyola of Chicago

1938-39 (13-7)

Dec. 9	SF	W	49-31	Kentucky Wesleyan
Dec. 16	SF	W	51-37	Western Michigan
Dec. 20	SF	L	26-27	Wisconsin
Dec. 22	SF	L	38-48	Washington & Lee
Jan. 2	A	W	27-22	Miami (Ohio)
Jan. 6	SF	W	41-36	St. Joseph's (Ind.)
Jan. 12	A	W	41-30	Ohio
Jan. 16	A	L	30-38	DePaul
	W	45-33	St. Joseph's (Ind.)	
Jan. 21	SF	W	48-33	Detroit
	SF	W	52-29	Alumni
Jan. 30	SF	W	39-22	Miami (Ohio)
Feb. 3	SF	L	39-48	Indiana
Feb. 8	SF	L	31-41	Kentucky
Feb. 11	SF	W	47-46	Ohio
Feb. 14	A	W	39-36	Ohio Wesleyan (OT)
Feb. 18	SF	W	43-30	Ohio Wesleyan
Feb. 21	A	L	23-43	Kentucky
Feb. 25	A	L	37-41	Detroit
Feb. 27	A	W	46-42	Toledo

1939-40 (6-17)

Dec. 4	SF	L	33-36	St. Joseph's (Ind.)
Dec. 8	SF	W	43-37	Kentucky Wesleyan
Dec. 11	A	L	24-58	Indiana
Dec. 16	A	L	29-36	Ball State
Dec. 19	SF	W	40-28	Centre
Dec. 21	A	L	40-46	St. Joseph's (Ind.)
Dec. 23	A	L	30-42	Western Michigan
Dec. 30	SF	W	41-28	Ohio Wesleyan
Jan. 2	A	L	39-40	Western Kentucky
Jan. 6	SF	L	41-42	Kentucky (OT)
Jan. 8	N1	W	36-35	Tennessee
Jan. 10	A	L	37-48	Ohio
Jan. 16	A	L	29-44	Dayton
Jan. 19	SF	L	36-48	Marshall
Jan. 27	SF	L	33-35	Toledo
Feb. 3	A	L	31-36	Detroit
Feb. 6	A	L	47-51	Marshall
Feb. 10	SF	L	28-30	City Col. of N.Y.
Feb. 12	A	L	29-37	Kentucky
Feb. 14	SF	W	34-27	Dayton
Feb. 17	SF	L	34-39	Ohio
Feb. 24	SF	W	46-41	Detroit
	SF	L	39-43	Alumni

N1-Louisville, Ky.

1940-41 (13-9)

Dec. 2	SF	W	57-25	Kentucky Wesleyan
Dec. 7	SF	W	58-44	Youngstown
	SF	W	57-25	Centre
	SF	W	77-25	Transylvania
	A	L	57-69	Ohio

Jan. 3	A	W	61-50	William & Mary
	SF	L	39-42	Creighton
	A	L	33-57	Butler
Jan. 9	SF	L	43-48	Kentucky
	W	37-35	Dayton	
	SF	W	59-28	Alumni
Jan. 25	A	W	49-44	Kentucky
	SF	L	41-49	Ohio
	A	W	36-49	St. Joseph's (Ind.)
	A	W	37-30	Detroit
	W	36-34	Ball State	
	L	39-41	City Col. of N.Y.	
Feb. 17	A	L	28-55	Toledo
Feb. 22	SF	L	36-41	Western Kentucky
Feb. 25	SF	W	50-45	Western Michigan
	W	54-30	Dayton	
	SF	W	39-35	Detroit

1941-42 (10-8)

	SF	W	44-26	Transylvania
	SF	W	43-37	Morehead State
Dec. 17	SF	L	25-38	Oregon
	SF	W	63-43	South Carolina
Dec. 23	SF	L	36-46	Tennessee
	A	W	58-32	Washington & Lee
	SF	W	47-39	Ohio
Jan. 10	SF	L	39-40	Kentucky
	A	L	32-46	Dayton
Jan. 24	A	L	30-42	Tennessee
Feb. 2	SF	W	58-30	Wabash
	SF	W	45-40	Toledo
	A	L	49-59	Marshall
	SF	W	70-20	Centre
	SF	W	53-43	Marshall
Feb. 21	A	L	36-44	Kentucky
	A	L	42-43	Ohio
	SF	W	58-42	Dayton

1942-43 (6-10)

		W	55-38	Georgetown (Ky.)
		L	24-51	36th Armored
Dec. 19	A	L	50-51	Wabash
Jan. 9	SF	L	38-43	Kentucky
	A	L	53-58	Ohio
Jan. 16	A	L	38-60	Toledo
Jan. 23	A	L	23-55	Tennessee
Feb. 1	SF	L	38-48	Tennessee
	L	28-51	Dayton	
Feb. 8	A	L	36-48	Kentucky
	W	49-42	36th Armored	
	W	68-53	Marshall	
	SF	W	57-41	Ohio
	W	61-39	Dayton	
Mar. 3	SF	W	51-37	Cincinnati
	L	40-56	Marshall	

* No basketball games were played at Xavier during the 1943-44 and 1944-45 seasons because of World War II.

1945-46 (3-16)



Ed Burns
Head Coach

	SF	L	35-41	Miami (Ohio)
	L	31-62	Camp Atterbury	
Jan. 5	SF	L	41-49	Eastern Kentucky
Jan. 14	SF	L	36-62	Kentucky
Jan. 17	A	L	46-67	Eastern Kentucky
	A	L	46-67	Miami (Ohio)
	L	50-91	Marshall	
Jan. 26	A	L	43-58	Bowling Green
	L	51-61	Camp Atterbury	
	L	53-64	Fort Knox	
	W	48-41	Dayton	
	L	47-53	Cincinnati Command	
	W	60-41	Alumni	
	L	59-72	Marshall	
	W	66-41	Wilmington	
	L	33-47	Dayton	
	L	50-55	Bradley	
Feb. 23	A	L	40-83	Kentucky
Feb. 27	SF	L	39-53	Cincinnati

1946-47 (8-17)



Lew Hirt
Head Coach

	A	L	42-54	Anderson (Ind.)
	A	L	38-50	Indiana State
	A	L	54-60	Miami (Ohio)
	A	L	47-56	Marshall
	A	W	59-48	Morris-Harvey
Dec. 19	A	L	49-64	Toledo
	A	L	37-50	Kent State
	N1	W	64-49	SE Missouri State
	N1	W	53-47	Evansville
	N1	L	44-58	Marshall
Jan. 3	SF	W	43-34	Ohio Wesleyan

Jan. 4	A	L	34-35	Dayton
Jan. 7	A	L	30-47	Ohio
Jan. 11	SF	W	45-43	Bowling Green
Jan. 17	SF	L	41-53	Marshall
Jan. 25	A	L	34-71	Kentucky
Feb. 1	SF	L	37-47	Toledo
Feb. 4	SF	W	58-48	Miami (Ohio)
Feb. 8	SF	W	65-35	Baldwin-Wallace
Feb. 13	SF	W	75-55	Dayton
Feb. 15	N2	L	46-59	Ohio Wesleyan
Feb. 17	SF	L	46-47	Ohio
Feb. 19	SF	L	31-58	Kentucky
Feb. 21	A	L	48-62	Bowling Green
Feb. 26	SF	L	51-76	Cincinnati

N1-Terre Haute, Ind.

N2-Ashland, Ky.

1947-48 (24-8)



N.A.I.B. TOURNAMENT FOURTH PLACE
XAVIER'S FIRST NATIONAL POSTSEASON
TOURNAMENT APPEARANCE

Dec. 3	N1	W	70-53	Franklin College
Dec. 6	A	W	44-43	Purdue
Dec. 13	SF	W	72-48	Morris-Harvey
Dec. 16	A	L	52-57	Ohio
Dec. 17	A	L	34-79	Kentucky
Dec. 20	SF	W	79-42	Vanderbilt
Dec. 22	SF	W	54-34	Ohio Wesleyan
Dec. 29	SF	W	51-39	Ball State
Jan. 3	SF	W	62-36	Creighton
Jan. 4	SF	W	41-34	Seton Hall
Jan. 7	SF	W	62-34	Louisville
Jan. 9	A	L	36-54	Bowling Green
Jan. 10	A	W	66-50	Lawrence Tech
Jan. 14	A	W	62-51	Miami (Ohio)
Jan. 20	A	W	62-42	Vanderbilt
Jan. 24	A	W	60-52	Kent State
Jan. 31	SF	W	59-36	Detroit
Feb. 2	SF	W	56-37	Ohio
Feb. 3	SF	W	51-49	Bowling Green
Feb. 7	SF	W	45-43	Loyola of Chicago
Feb. 10	A	W	72-52	Dayton
Feb. 13	A	L	47-58	Louisville
Feb. 18	SF	W	61-44	Miami (Ohio)
Feb. 21	SF	W	60-51	Indiana State
Feb. 24	SF	W	57-32	Dayton
Feb. 28	SF	L	37-59	Kentucky
Mar. 3	SF	L	45-52	Cincinnati

N.A.I.B. TOURNAMENT

	N2	W	67-43	NW Louisiana State
	N2	W	57-35	New Britain
	N2	W	62-50	Mankato State
Mar. 12	N2	L	49-56	Louisville (semifinals)
	N2	L	58-59	Hamline (consol.)

N1-Middletown High School
N2-Kansas City, Mo.

YEAR-BY-YEAR SCORES

ASSOCIATED PRESS RANKINGS BEGIN HERE

1948-49 (16-10)
XU AP

Dec. 4	SF	W	67-29	Cedarville
Dec. 11	A	L	55-63	Indiana
	A	W	68-48	Georgetown (Ky.)
	SF	W	72-34	Western Ontario
Jan. 1	SF	L	53-65	Bowling Green
Jan. 4	A	L	72-74	Loyola (Md.)
Jan. 5	A	L	51-60	Seton Hall
	SF	W	84-42	Hanover
Jan. 8	A	W	61-48	Miami (Ohio)
Jan. 15	A	L	57-64	Louisville (OT)
Jan. 22	SF	W	66-43	Indiana State
Jan. 29	SF	W	71-57	Louisville
Feb. 1	A	L	55-59	#14 Bowling Green
Feb. 5	SF	W	71-64	Cincinnati
Feb. 8	SF	W	75-51	Long Island
Feb. 11	A	W	47-44	Toledo
Feb. 12	A	L	50-96	#1 Kentucky
Feb. 15	SF	W	66-48	Dayton
Feb. 18	A	W	78-60	John Carroll
Feb. 19	SF	L	60-64	Toledo
Feb. 22	A	W	53-50	Marshall
Feb. 24	CG	L	40-51	#1 Kentucky
Feb. 27	SF	W	49-44	Dayton
Mar. 1	A	W	64-43	Miami (Ohio)
Mar. 7	CG	W	82-65	William & Mary
Mar. 9	CG	L	46-57	Cincinnati

1949-50 (12-16)
XU AP

Dec. 3	SF	W	72-47	Franklin
	SF	W	66-42	Georgetown (Ky.)
Dec. 10	CG	L	57-59	Western Kentucky
Dec. 15	SF	W	68-46	Youngstown
Dec. 17	SF	L	47-64	Louisville
Dec. 21	SF	W	76-41	Santa Clara
Dec. 27	SF	L	51-54	Holy Cross
Jan. 5	A	W	70-59	Youngstown
Jan. 6	SF	W	86-63	Loyola (Md.)
Jan. 7	A	L	72-77	Louisville
Jan. 9	A	L	51-63	Western Kentucky
Jan. 13	A	W	58-52	Lawrence Tech
Jan. 14	A	L	56-65	Toledo
Jan. 22	SF	L	55-65	Dayton
Jan. 28	CG	L	47-58	#4 Kentucky
Jan. 31	SF	L	59-60	Miami (Ohio)
Feb. 3	A	L	50-52	Indiana State
Feb. 8	N1	L	47-57	#15 San Francisco
Feb. 10	SF	W	45-36	Evansville
Feb. 13	A	L	42-59	Dayton
Feb. 14	A	W	51-37	Miami (Ohio)
Feb. 18	A	L	63-67	Marshall
Feb. 23	A	L	53-58	#5 Kentucky
Feb. 25	SF	W	53-48	#14 Toledo
Mar. 2	N2	L	51-59	Dayton
Mar. 9	CG	W	54-53	Cincinnati
Mar. 17	CG	W	74-53	Morris-Harvey
Mar. 18	CG	L	48-59	Cincinnati

N1 - Owensboro, Ky.
N2 - Cleveland, Ohio

1950-51 (16-10)
XU AP

Dec. 2	SF	W	73-40	Ohio Wesleyan
Dec. 7	SF	W	78-47	Hanover
Dec. 12	CG	L	56-67	Kentucky
Dec. 17	SF	W	79-56	John Carroll
Dec. 19	N1	L	69-71	Evansville

Dec. 22	N2	W	92-58	North Carolina
Dec. 28	CG	L	70-83	#17 Cincinnati
Jan. 6	SF	W	67-65	Loyola of Chicago
Jan. 8	A	L	62-79	Western Kentucky
Jan. 10	A	L	55-63	Louisville
Jan. 13	CG	W	60-52	Notre Dame
Jan. 20	A	W	64-49	Miami (Ohio)
Jan. 25	SF	W	41-40	Tulsa
Jan. 30	SF	W	79-59	#20 Toledo
Feb. 1	SF	W	72-52	Miami (Ohio)
Feb. 3	A	W	65-59	Morehead State
Feb. 8	SF	W	77-53	Loyola (Md.)
Feb. 11	SF	L	57-63	#18 Dayton
Feb. 13	A	L	51-78	#1 Kentucky
Feb. 19	SF	W	72-69	#14 Louisville
Feb. 23	SF	W	74-57	Kent State
Feb. 24	A	W	79-67	Gannon
Feb. 26	A	L	61-70	Toledo
Feb. 28	SF	W	67-64	Western Kentucky
Mar. 3	A	L	53-77	#14 Dayton
Mar. 8	CG	L	66-81	#17 Cincinnati

N1 - Owensboro, Ky.
N2 - Pikeville, Ky.

1951-52 (10-14)



Ned Wulk
Head Coach

XU AP

Nov. 26	A	L	54-58	Eastern Kentucky
Dec. 1	SF	W	103-66	Franklin
Dec. 6	SF	W	81-65	Chase
Dec. 8	A	L	69-92	Indiana
Dec. 10	CG	L	72-97	#1 Kentucky
Dec. 16	SF	W	72-67	John Carroll
Dec. 19	SF	L	82-92	#16 Western Kentucky
Dec. 22	SF	W	73-59	Ball State
Dec. 29	CG	W	77-70	Cincinnati
Jan. 7	A	L	50-83	#4 Kentucky
Jan. 9	SF	L	67-77	#15 Louisville
Jan. 12	SF	W	88-70	Georgetown (Ky.)
Jan. 15	A	L	79-82	Miami (Ohio)
Jan. 22	A	W	84-70	Beloit
Jan. 23	A	L	83-103	Loyola of Chicago
Jan. 27	A	L	60-67	#16 Dayton
Feb. 1	SF	W	87-68	Hanover
Feb. 5	SF	W	83-77	Tampa
Feb. 8	SF	W	74-67	Miami (Ohio)
Feb. 13	CG	L	63-68	Cincinnati
Feb. 17	A	L	84-91	Lawrence Tech
Feb. 20	A	L	74-93	Villanova
Feb. 24	CG	L	80-82	#11 Dayton
Feb. 27	A	L	87-101	#13 Louisville

1952-53 (11-12)
XU AP

Dec. 1	SF	W	87-73	Union (Ky.)
Dec. 4	SF	W	81-53	Georgetown (Ky.)
Dec. 8	SF	L	71-76	Minnesota
Dec. 11	SF	W	96-91	Marshall
Dec. 14	A	L	73-99	Lawrence Tech
Dec. 19	SF	L	75-76	Baldwin-Wallace
Jan. 3	SF	W	90-49	Hanover
Jan. 6	CG	W	81-78	Cincinnati
Jan. 8	A	L	62-71	Siena
Jan. 10	A	L	86-94	Villanova
Jan. 11	A	L	78-86	#2 Seton Hall
Jan. 14	SF	L	70-90	Miami (Ohio)
Jan. 18	CG	W	70-68	Dayton
Jan. 26	SF	W	80-68	#18 Eastern Kentucky
Jan. 31	A	L	71-88	Baldwin-Wallace
Feb. 1	A	W	89-82	John Carroll
Feb. 4	A	L	69-72	Louisville
Feb. 10	CG	W	70-68	Cincinnati
Feb. 14	A	L	74-91	Eastern Kentucky
Feb. 20	SF	W	80-74	#16 Louisville
Feb. 22	A	L	63-81	Dayton
Feb. 25	A	W	110-91	#12 Miami (Ohio)
Mar. 2	A	L	78-83	Marshall

1953-54 (18-12)
XU AP

Dec. 2	SF	W	77-51	Union (Ky.)
Dec. 5	SF	W	83-64	Kent State
Dec. 10	SF	W	80-60	Hanover
Dec. 12	CG	L	66-81	#2 Kentucky
Dec. 14	A	W	74-54	Georgetown
Dec. 16	A	W	81-73	Villanova
Dec. 17	A	L	64-70	Iona
Dec. 19	A	W	66-54	#19 Siena
Dec. 26	SF	L	64-67	#6 Minnesota
Dec. 28	N1	W	69-49	Murray State
Dec. 29	A	L	56-61	Louisville
Dec. 30	N1	W	86-67	Eastern Kentucky
Jan. 2	A	W	85-60	John Carroll
Jan. 4	A	L	71-76	#1 Kentucky
Jan. 6	CG	L	58-77	Cincinnati
Jan. 12	SF	W	73-68	Miami (Ohio)
Jan. 18	A	W	79-63	Eastern Kentucky
Jan. 22	SF	W	74-57	Baldwin-Wallace
Jan. 24	A	L	58-66	Dayton
Jan. 30	SF	L	65-74	Louisville
Feb. 1	A	W	70-64	Murray State
Feb. 2	A	W	71-69	Centenary
Feb. 4	A	W	67-57	Loyola (La.)
Feb. 6	A	W	76-65	Southern Mississippi
Feb. 8	SF	L	49-50	Loyola (La.)
Feb. 10	CG	L	76-81	Cincinnati
Feb. 13	SF	W	78-61	Eastern Kentucky
Feb. 21	CG	L	63-81	#17 Dayton
Feb. 24	A	L	55-59	Louisville
Feb. 27	A	W	90-89	Miami (Ohio)

N1 - Louisville, Ky.

1954-55 (13-13)
XU AP

Dec. 4	SF	W	90-46	Denison
Dec. 6	SF	W	83-50	Southern Mississippi
Dec. 6	SF	W	81-72	Memphis
Dec. 11	CG	L	69-72	#2 Kentucky
Dec. 13	A	L	46-60	Eastern Kentucky
	A	W	64-60	John Carroll
Dec. 18	A	L	68-78	Canisius
	SF	W	97-66	Georgetown (Ky.)

Jan. 6	CG	W	67-64	Cincinnati
Jan. 8	SF	W	76-70	#16 Louisville
Jan. 10	A	W	82-80	Western Kentucky (20T)
	A	L	69-82	Marshall
	A	L	73-96	Villanova
Jan. 19	SF	W	74-68	Murray State
Jan. 22	SF	W	86-72	Eastern Kentucky
Jan. 30	CG	L	80-91	#15 Dayton
Feb. 1	A	L	67-81	Memphis
	A	L	71-75	Loyola (La.)
	A	W	81-74	Spring Hill
Feb. 9	A	L	69-70	#17 Cincinnati
	SF	W	101-83	Loyola (La.)
Feb. 14	A	L	55-66	#2 Kentucky
Feb. 18	SF	L	72-75	Western Kentucky
Feb. 20	A	L	60-71	#13 Dayton
Feb. 23	A	L	52-92	Louisville
Feb. 26	SF	W	80-74	Miami (Ohio)

1955-56 (17-11)

F - Dave Piontek, Sr., 15.7 ppg. & 15.3 rpg.
F - Richard Schneider, Sr., 13.2 ppg. & 9.6 rpg.
C - Frank Tartaron, So., 9.0 ppg. & 8.3 rpg.
G - Jim Boothe, Jr., 16.5 ppg. & 3.6 rpg. & 3.7 apg.
G - Louis Vonderbrinck, Sr., 8.4 ppg. & 4.3 rpg.

XU AP

Dec. 6	SF	W	71-40	Spring Hill
	SF	W	80-47	Wabash
Dec. 14	A	W	88-65	Eastern Kentucky
	W	90-52	Georgetown (Ky.)	
Dec. 30	N1	W	84-63	Niagara
Dec. 31	N1	W	95-86	St. Bonaventure
Jan. 1	N1	W	92-67	Georgia Tech
Jan. 5	SF	L	72-73	Western Kentucky
Jan. 10	N2	L	73-84	Seton Hall
	A	W	84-57	Loyola (Md.)
	A	W	71-70	Villanova
Jan. 17	CG	L	66-71	Cincinnati
Jan. 21	A	L	73-81	#2 Dayton
	A	W	75-54	Loyola (La.)
	A	W	70-47	Spring Hill
Feb. 2	A	L	75-77	Miami (Fla.)
Feb. 4	SF	L	76-77	Miami (Ohio)
Feb. 8	A	W	79-72	#20 Cincinnati (OT)
Feb. 10	SF	W	92-78	St. Francis (Pa.)
Feb. 13	SF	W	99-59	#5 Louisville
Feb. 16	A	L	65-74	Western Kentucky
Feb. 19	CG	L	75-85	#2 Dayton
Feb. 23	SF	W	93-72	Eastern Kentucky
Feb. 29	A	L	70-83	#6 Louisville
Mar. 3	A	L	91-96	Miami (Ohio)
	W	85-67	Stebensburg	

NIT-NEW YORK

Mar. 17	N2	W	84-80	Saint Louis
Mar. 20	N2	L	68-72	#3 Dayton

N1 - Buffalo, N.Y.
N2 - Madison Square Garden (New York, N.Y.)

1956-57 (20-8)

F - Corny Freeman, So., 15.5 ppg. & 18.8 rpg.
F - Joe Viviano, So., 13.2 ppg. & 10.1 rpg.
C - Frank Tartaron, Jr., 8.3 ppg. & 7.5 rpg.
G - Hank Stein, So., 13.5 ppg. & 2.3 rpg.
G - Jim Boothe, Sr., 11.3 ppg. & 1.9 rpg. & 2.2 apg.

XU AP

Dec. 2	SF	W	88-59	St. Joseph's (Ind.)
Dec. 6	SF	W	111-61	Spring Hill
Dec. 9	SF	W	73-58	Bellarmine
Dec. 13	A	L	86-93	Wichita State (20T)
Dec. 15	A	L	71-92	#5 S.M.U.

YEAR-BY-YEAR SCORES

Dec. 19	SF	W	74-68	Georgetown (Ky.)
Dec. 27	N1	L	76-83	Minnesota
Dec. 29	N1	W	81-57	Cornell
Jan. 3	SF	W	87-79	#14 Western Kentucky
Jan. 5	N2	W	82-79	Iona
Jan. 9	CG	W	88-62	Cincinnati
Jan. 13	CG	L	59-61	Dayton
Jan. 19	SF	W	106-80	Ohio
Jan. 25	SF	W	91-54	Centenary
Jan. 31	SF	W	102-76	Loyola (Md.)
Feb. 2	A	W	84-72	Miami (Ohio)
Feb. 10	SF	W	90-62	Loyola (La.)
Feb. 13	A	L	57-69	Cincinnati
Feb. 16	A	L	69-87	#8 Louisville
Feb. 20	A	W	68-65	Dayton
Feb. 23	N3	W	99-86	Manhattan
Feb. 25	SF	W	79-59	Toledo
Feb. 27	A	W	77-71	Western Kentucky
Mar. 2	SF	W	100-80	Miami (Ohio)
Mar. 9	A	W	70-59	#13 Temple
Mar. 11	A	L	65-69	St. Francis (Pa.)

NIT-NEW YORK				
Mar. 16	N2	W	85-79	Seton Hall
Mar. 19	N2	L	81-116	Bradley
N1 - Buffalo, N.Y.				
N2 - Madison Square Garden (New York, N.Y.)				
N3 - Chicago, Ill.				

1957-58 (19-11)



Jim McCafferty
Head Coach



NATIONAL INVITATION TOURNAMENT CHAMPIONS
*** FIRST NATIONAL CHAMPIONSHIP BY AN OHIO**
DIVISION I COLLEGE OR UNIVERSITY

F – Joe Viviano, Jr., 18.1 ppg. & 12.6 rpg.
F – Tony Olberding, Sr.
C – Frank Tartaron, Sr.
G – Hank Stein, Jr., 15.5 ppg. & 2.6 rpg.
G – Bowyer “Ducky” Castelle, So., 9.9 ppg.

XU AP				
Dec. 1	SF	W	74-56	St. Joseph’s (Ind.)
Dec. 4	A	W	83-76	John Carroll
Dec. 8	SF	W	74-58	Bellarmine
Dec. 13	N1	W	70-68	Marshall
Dec. 14	A	L	68-79	#19 Cincinnati
Dec. 17	SF	W	85-82	Fordham
Dec. 29	SF	W	70-64	Villa Madonna
Dec. 31	SF	W	86-66	Regis
Jan. 4	CG	W	82-80	Louisville (3 OT)
Jan. 6	SF	W	78-65	Miami (Ohio)
Jan. 9	A	W	71-61	Iona
Jan. 11	A	L	66-70	Saint Joseph’s
Jan. 20	SF	W	102-76	Western Kentucky
Jan. 25	A	L	75-86	Toledo
Jan. 27	SF	W	76-65	La Salle
Jan. 29	A	L	59-74	#16 Dayton
Feb. 1	A	W	65-54	Loyola of Chicago
Feb. 4	SF	W	76-60	Florida State
Feb. 8	A	L	74-76	Louisville
Feb. 10	A	L	87-99	Marshall
Feb. 12	A	L	74-87	Ohio
Feb. 16	CG	L	58-64	#14 Dayton
Feb. 23	SF	L	70-75	St. Francis (Pa.)
Feb. 26	A	W	100-91	Western Kentucky
Mar. 1	A	L	79-89	Miami (Ohio)
Mar. 8	CG	L	68-80	#3 Cincinnati

NIT-NEW YORK				
Mar. 15	N2	W	95-86	Niagara
Mar. 18	N2	W	72-62	Bradley
Mar. 20	N2	W	72-53	St. Bonaventure
Mar. 22	N2	W	78-74	#11 Dayton(Finals)(OT)
N1 - UC Fieldhouse, Cincinnati, Ohio				
N2 - Madison Square Garden (New York, N.Y.)				

1958-59 (12-13)				
F – Joe Viviano, Sr., 17.0 ppg. & 9.8 rpg.				
G – Hank Stein, Sr., 13.7 ppg. & 2.2 rpg.				
G – Bowyer “Ducky” Castelle, Jr., 10.1 ppg. & 3.7 rpg.				
C – Ron Nicolai, So., 6.8 ppg. & 9.8 rpg.				
F – Rich Piontek, Jr., 7.7 ppg. & 10.5 rpg.				

XU AP				
Dec. 2	SF	W	91-71	John Carroll
Dec. 5	SF	W	58-52	16 New Mexico State
Dec. 11	N1	W	69-52	16 Iona
Dec. 13	A	W	80-58	16 Detroit
Dec. 19	CG	W	80-68	9 #16 Seattle
Dec. 22	A	L	71-86	9 Marquette
Dec. 26	N2	W	68-57	10 Oregon
Dec. 27	A	L	54-81	10 Oklahoma City
Dec. 29	N2	L	71-92	10 Bowling Green
Jan. 3	CG	W	98-66	Louisville
Jan. 6	A	W	85-79	Miami (Ohio)
Jan. 10	A	L	66-70	Louisville
Jan. 14	A	L	56-60	Dayton
Jan. 24	CG	L	66-92	#6 Cincinnati
Jan. 28	SF	W	70-62	Georgetown
Jan. 31	N3	W	73-71	Notre Dame
Feb. 2	SF	L	56-59	St. Francis (Pa.)
Feb. 9	A	L	69-88	#14 Seattle
Feb. 11	A	L	81-93	Montana State
Feb. 16	A	L	67-94	Western Kentucky
Feb. 21	CG	L	70-79	#13 Marquette
Feb. 23	CG	L	73-82	Western Kentucky
Feb. 28	A	L	80-99	La Salle
Mar. 3	SF	W	82-69	Miami (Ohio)
Mar. 8	CG	W	71-69	Dayton

N1 - Madison Square Garden (New York, N.Y.)
N2 - Oklahoma City, Okla.
N3 - Chicago, Ill.

1959-60 (17-9)				
C – Jack Thobe, So., 18.4 ppg. & 10.0 rpg.				
G – Bill Kirvin, So., 12.8 ppg. & 3.0 rpg. & 2.6 apg.				
F – Jim Haffner, Jr., 9.9 ppg. & 6.2 rpg.				
G – Jim Enright, So., 10.3 ppg. & 2.1 rpg.				
F – Ron Nicolai, Jr., 6.2 ppg. & 8.1 rpg.				

XU AP				
Dec. 2	SF	W	92-40	Marian
Dec. 6	SF	W	85-60	Bellarmine
Dec. 12	A	W	69-57	St. Bonaventure
Dec. 14	A	L	71-95	Detroit
Dec. 19	SF	W	86-65	Seattle
Dec. 21	N1	W	94-91	The Citadel
Dec. 23	SF	W	76-67	St. Mary’s (Texas)
Dec. 26	SF	W	84-76	New Mexico
Dec. 28	N2	W	86-74	Florida
Dec. 29	A	L	69-87	#15 Miami (Fla.)
Jan. 2	SF	W	75-73	Creighton
Jan. 6	A	L	51-54	Dayton
Jan. 11	A	L	74-82	Miami (Ohio)
Jan. 16	A	L	62-84	Louisville
Jan. 18	SF	W	80-71	Miami (Ohio)
Jan. 20	SF	W	86-76	Western Kentucky
Jan. 22	A	L	63-65	Loyola of Chicago
Feb. 3	SF	W	52-45	Portland
Feb. 6	CG	W	75-64	Louisville
Feb. 10	A	W	82-73	#18 Western Kentucky
Feb. 13	SF	W	73-71	#20 Detroit
Feb. 15	SF	W	79-75	Marquette
Feb. 20	SF	W	87-72	Regis
Feb. 24	CG	L	82-91	Dayton
Mar. 1	A	L	61-67	Marquette
Mar. 8	CG	L	68-86	#1 Cincinnati

N1 - Fort Wayne, Ind.
N2 - Miami, Fla.

1960-61 (17-10)				
NCAA TOURNAMENT				
F – Leo McDermott, So., 12.2 ppg. & 6.8 rpg.				
F – Ron Nicolai, Sr., 5.4 ppg. & 6.5 rpg.				
C – Jack Thobe, Jr., 17.5 ppg. & 10.7 rpg.				
G – Bill Kirvin, Jr., 16.2 ppg. & 3.4 rpg. & 4.7 apg.				
G – Jim Enright, Jr., 9.3 ppg. & 2.2 rpg. & 4.3 apg.				

XU AP				
Dec. 2	SF	W	72-43	Marian
Dec. 4	SF	W	106-69	Bellarmine
Dec. 10	A	L	64-76	Louisville
Dec. 12	SF	L	75-85	St. Bonaventure
Dec. 15	SF	W	75-62	Loyola Marymount
Dec. 19	SF	W	95-79	St. Mary’s (Texas)
Dec. 23	SF	W	87-82	Gonzaga
Dec. 27	N1	L	65-71	Colorado State
Dec. 28	N1	W	72-39	Yale
Dec. 31	SF	W	78-63	Yale
Jan. 2	SF	W	92-63	Creighton
Jan. 14	SF	W	87-75	Saint Joseph’s
Jan. 18	CG	W	84-77	#5 Louisville
Jan. 20	SF	W	76-66	Western Kentucky
Jan. 28	CG	L	64-87	Dayton
Feb. 2	A	L	61-68	Western Kentucky
Feb. 6	SF	W	99-96	Detroit
Feb. 11	SF	L	79-88	Marquette (OT)
Feb. 13	SF	W	87-79	Miami (Ohio)
Feb. 16	N2	W	58-54	Iona
Feb. 18	A	W	81-79	Canisius
Feb. 22	A	L	71-94	Dayton
Feb. 27	A	W	86-81	Miami (Ohio)
Mar. 2	CG	L	53-89	#3 Cincinnati
Mar. 9	A	L	74-77	Marquette
Mar. 11	A	W	94-85	Loyola of Chicago

NCAA TOURNAMENT				
Mar. 14	N3	L	66-71	Morehead State
N1 - Detroit, Mich.				
N2 - Madison Square Garden, New York, N.Y.				
N3 - Kentucky State Fairgrounds, Louisville, Ky.				

1961-62 (14-12)				
F – Jack Thobe, Sr., 14.6 ppg. & 7.3 rpg.				
G – Bill Kirvin, Sr., 13.5 ppg. & 3.1 rpg. & 4.0 apg.				
C – Bob Pelkington, So., 11.8 ppg. & 11.7 rpg.				
G – Frank Pinchback, Sr., 11.1 ppg. & 8.2 rpg.				
F – Joe Geiger, So., 11.0 ppg. & 7.4 rpg.				

XU AP				
Dec. 3	SF	W	93-51	Bellarmine
Dec. 6	SF	W	94-47	Marian
Dec. 9	A	L	57-79	St. Bonaventure
Dec. 11	A	L	73-88	Detroit
Dec. 18	A	L	69-81	Illinois
Dec. 20	SF	W	67-53	#3 Providence
Dec. 22	N1	L	67-75	#4 Kansas State
Dec. 23	N1	L	70-75	Tennessee
Dec. 30	SF	W	95-83	Western Kentucky
Jan. 3	A	L	48-64	Dayton
Jan. 6	SF	W	82-51	Ohio Wesleyan
Jan. 9	SF	W	67-65	Canisius
Jan. 13	SF	W	87-66	#6 Villanova
Jan. 17	A	L	60-85	Louisville
Jan. 20	SF	W	81-68	Miami (Ohio)
Jan. 29	SF	W	89-82	Detroit
Feb. 2	A	L	68-75	Saint Joseph’s
Feb. 7	CG	W	72-71	Dayton
Feb. 10	A	W	68-61	Marquette
Feb. 14	CG	W	79-67	Louisville
Feb. 17	SF	W	72-60	Portland
Feb. 21	A	L	83-88	Western Kentucky
Mar. 1	CG	L	58-61	#2 Cincinnati
Mar. 3	A	L	63-65	Miami (Ohio)
Mar. 5	SF	W	96-89	Loyola of Chicago
Mar. 10	SF	L	67-76	Marquette
N1 - Lexington, Ky.				

1962-63 (12-16)				
F – Joe Geiger, Jr., 11.1 ppg. & 7.9 rpg.				
F – Leo McDermott, Sr., 8.8 ppg. & 4.4 rpg.				
C – Bob Pelkington, Jr., 15.3 ppg. & 16.2 rpg. & 3.4 apg.				
G – Steve Thomas, So., 16.1 ppg. & 3.1 rpg.				
G – Joe McNeil, So., 4.9 ppg. & 2.4 rpg.				

XU AP				
Dec. 1	SF	W	87-53	Marian
Dec. 5	A	L	48-63	Tennessee
Dec. 8	A	L	83-87	Canisius
Dec. 10	A	L	75-93	Detroit
Dec. 12	SF	W	91-61	Gannon
Dec. 15	SF	W	103-94	Jacksonville
Dec. 17	SF	L	74-76	Seattle
Dec. 19	SF	W	87-77	St. Bonaventure
Dec. 22	SF	W	76-65	Hanover
Dec. 28	N1	L	57-63	Auburn
Dec. 29	N1	L	66-75	#10 Mississippi State
Jan. 3	CG	L	65-69	Dayton
Jan. 6	SF	W	87-71	Detroit
Jan. 12	A	L	57-80	Marquette
Jan. 16	CG	L	66-75	Louisville
Jan. 19	SF	W	63-62	Miami (Ohio)
Jan. 26	A	L	76-90	Kentucky
Jan. 27	SF	L	66-69	Santa Clara
Jan. 29	SF	W	73-56	Bellarmine
Feb. 6	A	L	63-79	Dayton
Feb. 11	A	W	59-57	Miami (Ohio)
Feb. 13	A	L	68-70	Louisville (OT)

YEAR-BY-YEAR SCORES

Feb. 18	SF	W	96-68	Villa Madonna
Feb. 23	A	L	59-73	Villanova
Feb. 26	CG	L	61-72	#1 Cincinnati
Mar. 2	SF	L	67-80	Marquette
National Catholic Tournament				
Mar. 8	N2	W	80-67	Creighton
Mar. 9	N2	W	89-75	St. Bonaventure (Finals)
N1-New Orleans, La.				
N2-Louisville, Ky.				

1963-64 (16-10)



Don Ruberg
Head Coach

- F – Bryan Williams, So., 12.7 ppg. & 5.1 rpg.
- F – Joe Geiger, Sr., 19.3 ppg. & 11.2 rpg.
- C – Bob Pelkington, Sr., 13.1 ppg. & 21.8 rpg. & 3.4 apg.
- G – Steve Thomas, Jr., 30.0 ppg. & 3.6 rpg.
- G – Joe McNeil, Jr., 6.9 ppg. & 3.3 rpg.

XU AP				
Dec. 1	SF	W	101-77	Marian
Dec. 4	SF	W	69-57	Tennessee
Dec. 10	SF	L	69-76	Central State
Dec. 14	A	L	82-87	St. Bonaventure
Dec. 16	SF	W	102-66	Villa Madonna
Dec. 20	A	W	76-75	Saint Joseph's
Dec. 26	N1	W	69-68	Miami (Ohio)
Dec. 28	N1	L	80-86	DePaul
Dec. 30	SF	W	83-71	Tulsa
Jan. 4	A	W	103-94	Dayton
Jan. 6	SF	W	121-113	Detroit
Jan. 11	A	W	83-81	Marquette
Jan. 15	SF	W	80-79	Louisville
Jan. 18	SF	L	88-90	#9 Villanova
Jan. 26	A	L	76-83	Duquesne
Jan. 28	SF	W	104-84	Canisius
Feb. 1	SF	W	82-81	Dayton
Feb. 8	SF	L	85-97	Miami (Ohio)
Feb. 9	SF	W	85-73	Catholic
Feb. 12	A	L	91-97	Louisville
Feb. 15	A	W	114-112	Detroit
Feb. 18	SF	W	116-99	St. Francis (Pa.)
Feb. 22	A	L	85-96	Miami (Ohio)
Feb. 25	A	W	99-86	Memphis
Mar. 4	CG	L	92-94	Cincinnati
Mar. 7	SF	L	95-98	Marquette
N1-Buffalo, N.Y.				

1964-65 (10-15)

- F – Bryan Williams, Jr., 14.3 ppg. & 7.0 rpg.
- F – Jim Hengehold, So., 12.2 ppg. & 5.8 rpg.
- C – Ben Cooper, Jr., 14.1 ppg. & 13.1 rpg.
- *G – Steve Thomas, Sr., 28.9 ppg. & 3.6 rpg.
- G – Joe McNeil, Sr., 5.2 ppg. & 2.5 rpg. & 2.5 apg.
- * Played only 14 game due to injury.

XU AP				
Dec. 5	A	L	89-93	#16 Villanova
Dec. 7	SF	W	96-66	Union (Ky.)
Dec. 12	A	L	85-91	Canisius
Dec. 14	A	L	110-123	Detroit
Dec. 19	SF	L	76-80	Kent State (OT)
Dec. 23	SF	W	100-78	St. Bonaventure
Dec. 28	N1	W	93-87	LSU
Dec. 29	A	L	75-90	Oklahoma City
Dec. 30	N1	L	103-115	Brigham Young
Jan. 4	SF	L	79-83	Dayton
Jan. 7	SF	W	94-79	Loyola (La.)
Jan. 9	A	L	73-80	Marquette
Jan. 13	SF	W	99-87	St. Francis (Pa.)
Jan. 23	SF	W	96-90	Duquesne
Jan. 25	SF	L	92-108	Detroit
Jan. 27	SF	W	72-63	Loyola Marymount
Jan. 30	SF	L	78-93	#3 Saint Joseph's
Feb. 3	A	L	81-112	Dayton
Feb. 8	A	L	68-97	Miami (Ohio)
Feb. 13	A	W	77-63	Catholic University
Feb. 16	A	L	65-80	Tulsa
Feb. 20	SF	L	62-82	Miami (Ohio)
Feb. 24	SF	W	95-74	Memphis State
Feb. 27	SF	W	56-55	Marquette
Mar. 3	CG	L	72-102	Cincinnati
N1-Oklahoma City, Okla.				

1965-66 (13-13)

- F – Bob Quick, So., 20.0 ppg. & 11.6 rpg.
- F – Bryan Williams, Sr., 12.8 ppg. & 4.6 rpg. & 2.8 apg.
- C – Jim Lacey, So., 10.1 ppg. & 7.0 rpg.
- G – Tim O'Connell, So., 12.5 ppg. & 2.4 rpg.
- G – Dave Lynch, Jr., 5.2 ppg. & 3.7 rpg.

XU AP				
Dec. 4	SF	W	115-83	Aquinas (Mich.)
Dec. 6	SF	W	87-65	Union (Ky.)
Dec. 8	SF	W	94-73	Canisius
Dec. 11	A	L	72-92	St. Bonaventure
Dec. 13	A	L	86-105	Detroit
Dec. 18	SF	L	81-90	Fairfield
Dec. 20	SF	W	104-81	The Citadel
Dec. 28	N1	L	81-82	Wichita State
Dec. 29	N1	W	98-86	Texas A&M
Dec. 30	N1	W	90-86	Wyoming
Jan. 3	A	L	79-105	Dayton
Jan. 8	A	L	64-103	Marquette
Jan. 12	SF	L	82-90	Villanova
Jan. 15	SF	W	113-85	St. Francis (Pa.)
Jan. 22	SF	W	77-72	Villa Madonna
Jan. 24	SF	L	87-95	Detroit
Jan. 29	A	W	110-107	Memphis
Jan. 31	A	W	76-74	Loyola (La.)
Feb. 5	SF	L	68-76	Miami (Ohio)
Feb. 9	SF	L	73-76	Dayton
Feb. 11	A	W	85-76	Kent State
Feb. 13	A	W	79-75	Duquesne
Feb. 16	SF	W	82-78	Marquette
Feb. 21	A	L	72-76	Miami (Ohio)
Feb. 26	A	L	83-101	#7 Saint Joseph's
Mar. 3	CG	L	62-67	#10 Cincinnati
N1-Oklahoma City, Okla.				

1966-67 (13-13)

- F – Bob Quick, Jr., 19.3 ppg. & 10.5 rpg.
- F – Jim Hengehold, Sr., 9.5 ppg. & 4.8 rpg.
- C – Luther Rackley, So., 15.0 ppg. & 12.6 rpg.
- G – Tim O'Connell, Jr., 13.2 ppg. & 2.0 rpg.
- G – Joe Pangrazio, Jr., 6.8 ppg. & 2.1 rpg. & 2.3 apg.

XU AP				
Dec. 2	A	W	69-65	Air Force
Dec. 3	A	L	52-100	Kansas
Dec. 6	SF	W	78-70	Union (Ky.)
Dec. 10	SF	W	104-89	Detroit
Dec. 12	SF	W	87-39	Tampa
Dec. 14	SF	W	97-80	St. Bonaventure
Dec. 17	SF	W	101-78	Kent State
Dec. 20	SF	W	71-68	Miami (Ohio)
Dec. 27	A	L	88-107	Utah State
Dec. 29	N1	W	96-92	Wyoming
Dec. 30	A	L	79-91	Seattle
Jan. 4	SF	L	72-75	Dayton
Jan. 7	A	W	84-78	Detroit
Jan. 9	SF	W	61-57	Duquesne
Jan. 14	A	L	69-87	Marquette
Jan. 18	A	L	59-75	Villanova
Jan. 21	SF	W	88-78	Memphis
Jan. 30	SF	W	56-55	Villa Madonna
Feb. 1	SF	L	80-87	Saint Joseph's
Feb. 4	A	L	49-67	Miami (Ohio)
Feb. 8	A	L	66-70	Dayton
Feb. 11	A	L	60-71	DePaul
Feb. 15	SF	L	69-71	Marquette
Feb. 18	A	L	72-77	Canisius
Feb. 27	SF	W	95-79	Chattanooga
Mar. 3	CG	L	69-79	Cincinnati (OT)
N1 - Seattle, Wash.				

1967-68 (10-16)



George Krajac
Head Coach

- F – Bob Quick, Sr., 23.7 ppg. & 14.0 rpg.
- F – Tom Schlager, Jr., 6.6 ppg. & 4.6 rpg.
- F – Tom Rohling, Jr., 10.4 ppg. & 9.4 rpg.
- G – John Zeides, Jr., 11.2 ppg. & 1.8 rpg.
- G – Joe Pangrazio, Sr., 7.4 ppg. & 2.

XU AP				
Dec. 1	SF	W	85-78	Villa Madonna
Dec. 4	SF	L	85-87	Utah State
Dec. 6	A	L	76-111	#9 Kentucky
Dec. 9	A	L	84-85	Detroit
Dec. 11	A	L	69-93	St. Bonaventure
Dec. 20	SF	L	69-80	Loyola Marymount
Dec. 22	SF	W	92-65	Canisius
Dec. 27	N1	L	75-87	Brigham Young
Dec. 29	N1	W	101-84	Idaho State
Dec. 30	N1	L	70-81	Fordham
Jan. 3	SF	L	80-83	Dayton
Jan. 9	A	L	60-71	Saint Joseph's
Jan. 13	SF	L	62-63	Villanova
Jan. 15	SF	W	84-81	Detroit

Jan. 18	SF	L	65-72	Miami (Ohio)
Jan. 20	SF	W	99-83	Northern Illinois
Jan. 27	SF	W	96-72	Loyola (La.)
Jan. 31	SF	W	97-78	DePaul
Feb. 4	SF	W	87-68	Georgetown
Feb. 7	A	L	56-64	Dayton
Feb. 10	A	L	57-72	Marquette
Feb. 12	SF	L	60-64	Fairfield
Feb. 18	A	L	67-85	Duquesne
Feb. 22	A	L	52-55	Miami (Ohio)
Feb. 26	SF	W	88-83	Marquette (OT)
Mar. 5	CG	W	72-71	Cincinnati
N1 - Oklahoma City, Okla.				

1968-69 (10-16)

- F – Tom Schlager, Sr., 10.4 ppg. & 4.6 rpg.
- F – Don Darby, Jr., 4.2 ppg. & 5.2 rpg.
- C – Luther Rackley, Sr., 17.5 ppg. & 14.0 rpg.
- G – Chris Hall, Jr., 10.9 ppg. & 2.4 rpg. & 2.7 apg.
- G – John Zeides, Sr., 10.4 ppg. & 2.2 rpg.

XU AP				
Nov. 30	A	L	77-115	#3 Kentucky
Dec. 2	SF	W	79-66	Thomas More
Dec. 5	SF	W	68-66	Union (Ky.)
Dec. 9	A	L	56-79	#4 Kansas
Dec. 14	SF	L	67-76	Saint Joseph's
Dec. 16	SF	W	72-70	Old Dominion
Dec. 20	SF	W	81-71	Loyola Marymount
Dec. 22	SF	L	58-77	Duquesne
Dec. 27	N1	W	75-67	West Florida
Dec. 28	N1	L	73-75	Auburn
Jan. 4	SF	W	59-55	Dayton
Jan. 8	CG	L	50-52	#19 Cincinnati
Jan. 11	A	L	69-82	#20 Marquette
Jan. 13	A	L	77-86	DePaul
Jan. 18	A	L	84-98	Detroit
Jan. 25	SF	W	93-69	Air Force
Jan. 27	A	L	64-72	#20 Dayton
Jan. 30	A	L	45-60	Miami (Ohio)
Feb. 3	SF	L	69-71	St. Bonaventure
Feb. 10	A	L	63-77	Georgetown
Feb. 12	SF	W	59-51	Miami (Ohio)
Feb. 15	SF	W	104-67	Detroit
Feb. 18	SF	L	54-67	#20 Marquette
Feb. 20	SF	W	121-70	Samford
Feb. 22	A	L	66-76	Canisius
Feb. 24	A	L	75-79	#11 Villanova
N1 - Mobile, Ala.				

1969-70 (5-20)

- F – Jerry Helmers, So., 17.5 ppg. & 8.4 rpg.
- F – Tom Binegar, So., 13.3 ppg. & 6.2 rpg.
- F – Don Darby, Sr., 5.5 ppg. & 6.4 rpg.
- G – Rick Reder, Sr., 10.8 ppg. & 3.1 rpg.
- G – Doug Alt, So., 11.2 ppg. & 1.5 rpg.

XU AP				
Dec. 1	SF	L	64-85	Thomas More
Dec. 6	A	L	74-83	Saint Joseph's
Dec. 8	A	L	69-82	#20 St. Bonaventure
Dec. 12	SF	L	71-72	Hanover
Dec. 15	SF	L	73-89	Old Dominion
Dec. 19	N1	W	75-68	New York Univ.
Dec. 20	N1	L	89-101	Oklahoma
Dec. 23	SF	L	83-91	Niagara
Jan. 3	SF	L	76-94	Dayton
Jan. 7	SF	L	71-73	DePaul
Jan. 10	A	L	80-81	Air Force
Jan. 12	A	W	80-76	TCU
Jan. 18	SF	L	73-78	Detroit
Jan. 24	A	L	73-82	#8 Marquette

YEAR-BY-YEAR SCORES

Jan. 26	A	L	80-88	Northern Illinois
Jan. 31	A	W	70-67	Detroit
Feb. 4	A	L	78-90	Dayton
Feb. 7	SF	W	98-71	Bellarmine
Feb. 9	SF	W	76-69	Canisius
Feb. 15	SF	L	79-96	Villanova
Feb. 17	CG	L	72-85	Cincinnati
Feb. 21	A	L	59-66	Miami (Ohio)
Feb. 23	SF	L	73-81	#10 Marquette
Feb. 25	A	L	63-105	Duquesne
Mar. 4	SF	L	64-68	Miami (Ohio)

1970-71 (9-17)
F – Jerry Helmers, Jr., 19.4 ppg. & 5.2 rpg.
F – Conny Warren, So., 7.0 ppg. & 6.3 rpg.
C – Bob Fullerton, So., 6.5 ppg. & 5.4 rpg.
G – Doug Alt, Jr., 15.6 ppg. & 3.0 rpg. & 1.7 app.
G – Rusty Blossom, Jr., 5.4 ppg. & 4.1 rpg.

XU AP				
Dec. 1	SF	L	69-81	Aquinas (Mich.)
Dec. 5	SF	W	82-79	Bellarmine
Dec. 7	SF	W	64-50	Thomas More
Dec. 12	SF	W	93-78	Union (Ky.)
Dec. 14	A	L	62-84	#10 Villanova
Dec. 19	SF	L	68-73	The Citadel
Dec. 21	SF	W	96-84	Loyola Marymount
Dec. 29	N1	L	73-86	Auburn
Dec. 30	N1	W	82-66	Tulane
Jan. 2	SF	W	80-65	Air Force
Jan. 4	SF	W	74-68	Charlotte
Jan. 6	SF	L	77-84	Duquesne
Jan. 9	A	L	60-91	#3 Marquette
Jan. 16	SF	L	76-78	Detroit
Jan. 25	A	L	61-73	Miami (Ohio)
Jan. 30	SF	L	74-76	Saint Joseph's
Feb. 3	SF	L	77-104	St. Bonaventure
Feb. 6	A	L	71-80	Detroit
Feb. 10	SF	W	104-75	Cleveland State
Feb. 13	A	L	50-70	Dayton
Feb. 17	CG	W	66-65	Cincinnati
Feb. 20	A	L	87-98	Canisius
Feb. 24	SF	L	72-86	Miami (Ohio)
Feb. 27	SF	L	76-82	Dayton
Mar. 3	A	L	76-84	DePaul
Mar. 6	SF	L	58-76	#2 Marquette

1971-72 (12-14)



Dick Campbell
Head Coach

F – Jerry Helmers, Sr., 13.9 ppg. & 4.9 rpg.
F – Conny Warren, Jr., 9.6 ppg. & 10.9 rpg.
C – Bob Fullerton, Jr., 14.8 ppg. & 8.0 rpg.
G – Doug Alt, Sr., 9.9 ppg. & 3.0 rpg. & 2.0 app.
G – Tom Binegar, Sr., 8.6 ppg. & 3.3 rpg. & 2.0 app.

XU AP				
Dec. 1	A	L	57-75	#14 Kansas
Dec. 6	SF	W	83-69	Union (Ky.)
Dec. 11	A	L	66-69	Dayton
Dec. 13	SF	W	90-88	Old Dominion
Dec. 18	A	W	71-60	Auburn
Dec. 22	SF	W	90-65	Brown
Dec. 29	N1	L	65-85	#11 Virginia
Dec. 30	N1	L	58-62	Air Force
Jan. 1	SF	W	75-69	Yale
Jan. 3	SF	W	83-70	Marian
Jan. 6	SF	W	80-70	Thomas More
Jan. 11	A	L	51-70	St. Bonaventure
Jan. 15	SF	L	60-68	#11 Villanova
Jan. 22	SF	L	66-70	Detroit
Jan. 24	A	L	57-65	Duquesne
Jan. 26	A	L	63-75	Saint Joseph's
Feb. 2	SF	W	82-62	Wisconsin-Milwaukee
Feb. 5	SF	W	77-66	Dayton
Feb. 9	A	L	59-89	#2 Marquette
Feb. 12	A	L	56-69	Detroit
Feb. 16	CG	L	71-76	Cincinnati
Feb. 23	A	L	73-84	Miami (Ohio)
Feb. 26	SF	W	71-62	DePaul
Feb. 28	SF	L	55-63	#2 Marquette
Mar. 4	SF	W	78-74	Miami (Ohio) (OT)
Mar. 6	SF	W	68-67	Canisius

1972-73 (3-23)

F – Conny Warren, Sr., 15.0 ppg. & 11.4 rpg.
F – Pete Accetta, So., 5.8 ppg. & 3.2 rpg.
C – Bob Fullerton, Sr., 12.0 ppg. & 6.7 rpg.
G – Steve Penhorwood, Jr., 8.6 ppg. & 3.3 rpg.
G – Jim Rippe, So., 7.5 ppg. & 2.3 rpg. & 3.0 app.

XU AP				
Dec. 1	SF	W	91-56	Wheeling
Dec. 4	SF	L	64-65	Thomas More
Dec. 9	A	L	73-114	#20 Houston
Dec. 11	A	L	54-61	Kansas
Dec. 16	A	L	52-70	#4 Marquette
Dec. 19	SF	W	67-60	Auburn
Dec. 22	N1	L	65-75	Southern Illinois
Dec. 23	N1	L	59-60	VMI
Jan. 3	SF	L	67-75	Miami (Ohio)
Jan. 6	CG	L	82-98	Dayton
Jan. 13	SF	L	73-79	Detroit
Jan. 15	SF	L	76-79	Old Dominion
Jan. 20	A	W	74-73	Canisius
Jan. 29	CG	L	61-90	#10 Marquette
Feb. 1	SF	L	67-76	Wisconsin-Milwaukee
Feb. 3	A	L	68-94	Notre Dame
Feb. 7	A	L	67-89	DePaul
Feb. 10	A	L	81-83	Detroit
Feb. 14	SF	L	63-68	St. Bonaventure
Feb. 17	SF	L	65-78	Saint Joseph's
Feb. 19	A	L	53-54	Miami (Ohio)
Feb. 21	CG	L	68-78	Cincinnati
Feb. 24	A	L	45-56	Air Force
Feb. 28	SF	L	73-89	Duquesne
Mar. 3	A	L	81-87	Dayton
Mar. 5	A	L	77-92	Villanova

N1 - Las Cruces, N.M.

1973-74 (8-18)



Tay Baker
Head Coach

F – Mike Plunkett, So., 14.0 ppg. & 7.0 rpg.
F – Gary Deidrick, Jr., 10.6 ppg. & 3.4 rpg.
F – Pete Accetta, Jr., 10.5 ppg. & 6.1 rpg.
C – Jerry Foley, Jr., 9.7 ppg. & 6.6 rpg.
G – Ron Laker, So., 4.1 ppg. & 2.7 rpg. & 2.5 app.

XU AP				
Dec. 1	SF	W	88-48	Aquinas (Mich.)
Dec. 5	SF	W	77-42	IUPUI
Dec. 8	SF	W	56-54	Thomas More
Dec. 10	A	L	61-77	Michigan
Dec. 15	A	L	67-93	St. Bonaventure
Dec. 21	A	L	55-68	#6 Marquette
Dec. 28	A	L	70-82	Furman
Dec. 29	N1	L	64-65	Delaware
Jan. 2	SF	L	53-73	#6 Marquette
Jan. 5	SF	W	77-66	Loyola of Chicago
Jan. 9	SF	L	52-62	Dayton
Jan. 12	A	L	44-87	#2 Notre Dame
Jan. 24	A	L	83-86	Old Dominion (OT)
Jan. 26	A	L	71-77	Saint Joseph's
Jan. 28	SF	L	73-91	Brown
Jan. 30	SF	W	70-67	Canisius
Feb. 2	SF	W	58-55	Air Force
Feb. 5	SF	W	75-72	Wheeling
Feb. 9	SF	L	70-77	DePaul
Feb. 16	A	L	78-79	Detroit
Feb. 20	CG	L	56-68	Cincinnati
Feb. 23	A	L	55-86	Dayton
Feb. 25	SF	W	80-67	Detroit
Mar. 2	SF	L	58-67	Miami (Ohio)
Mar. 4	SF	L	74-79	Villanova
Mar. 7	A	L	40-73	Duquesne

N1 - Greenville, S.C.

1974-75 (11-15)

F – Mike Plunkett, Jr., 15.9 ppg. & 8.3 rpg.
F – Pete Accetta, Sr., 11.7 ppg. & 6.0 rpg.
F – Jerry Foley, Sr., 9.2 ppg. & 7.2 rpg.
C – Joe Sunderman, Fr., 5.8 ppg. & 4.8 rpg.
G – Jim Rippe, Sr., 10.2 ppg. & 1.3 rpg. & 2.2 app.

XU AP				
Nov. 30	SF	W	77-57	Berea College
Dec. 4	SF	W	88-43	IUPUI
Dec. 7	A	L	66-75	Dayton
Dec. 11	SF	W	105-49	Union (Ky.)
Dec. 14	SF	W	76-68	Thomas More
Dec. 18	SF	L	63-68	Morehead State
Dec. 21	A	L	68-70	Canisius
Dec. 26	A	L	68-70	Oklahoma City
Dec. 28	N1	L	57-60	Wyoming
Dec. 29	N1	W	67-69	Niagara

Jan. 4	A	L	62-67	Loyola of Chicago
Jan. 8	SF	W	76-62	Walsh College
Jan. 20	A	L	51-54	Air Force
Jan. 25	SF	W	87-84	Detroit
Jan. 29	SF	L	55-73	#13 Marquette
Feb. 1	A	L	58-96	#16 Notre Dame
Feb. 5	SF	W	70-66	Wheeling
Feb. 8	A	L	55-78	#11 Marquette
Feb. 12	SF	W	72-62	St. Bonaventure (OT)
Feb. 15	SF	W	64-60	Northern Kentucky
Feb. 19	SF	L	67-78	Dayton
Feb. 22	A	L	59-70	Detroit
Feb. 26	CG	L	57-66	Cincinnati
Mar. 1	A	L	59-86	Miami (Ohio)
Mar. 3	SF	W	77-72	St. Joseph's (Ind.)
Mar. 5	SF	L	68-74	Cleveland State

N1 - Oklahoma City, Okla.

1975-76 (14-12)

F – Dale Haarman, Jr., 14.6 ppg. & 7.1 rpg.
F – Mike Plunkett, Sr., 10.2 ppg. & 5.9 rpg.
C – Joe Sunderman, So., 7.8 ppg. & 6.9 rpg.
G – Garry Whitfield, Jr., 16.3 ppg. & 3.7 rpg. & 2.9 app.
G – Nick Daniels, Fr., 15.0 ppg. & 7.1 rpg.

XU AP				
Nov. 29	A	L	64-81	Purdue
Dec. 3	SF	W	100-64	Centre
Dec. 6	SF	W	104-84	Thomas More
Dec. 8	SF	W	76-65	Union (Ky.)
Dec. 12	A	W	78-77	Marshall (OT)
Dec. 13	N1	L	71-79	Kent State
Dec. 17	SF	W	75-59	Loyola of Chicago
Dec. 20	A	L	64-94	Detroit
Dec. 22	A	L	78-82	Cleveland State
Jan. 3	A	L	71-80	Dayton
Jan. 7	SF	W	82-64	Canisius
Jan. 10	SF	W	109-96	Saint Joseph's (2 OT)
Jan. 17	CG	L	79-90	#15 Notre Dame
Jan. 19	A	L	48-82	#3 Marquette
Jan. 24	SF	W	67-64	Navy
Jan. 31	SF	L	65-66	Air Force
Feb. 4	SF	W	95-73	Wheeling
Feb. 7	A	L	61-66	Saint Louis
Feb. 11	A	W	65-64	Morehead State
Feb. 14	SF	W	82-80	Detroit (OT)
Feb. 18	RC	L	74-81	#13 Cincinnati
Feb. 21	SF	W	72-70	Northern Kentucky (OT)
Feb. 24	SF	W	90-76	IUPUI
Feb. 28	SF	L	75-77	Dayton
Mar. 2	SF	W	98-86	Duquesne
Mar. 5	SF	L	49-74	#12 Marquette

N1 - Huntington, W.Va.

1976-77 (10-17)

F – Dale Haarman, Sr., 13.3 ppg. & 5.3 rpg. & 2.6 app.
F – Steve Spivery, So., 10.4 ppg. & 7.9 rpg.
G – Garry Whitfield, Sr., 12.7 ppg. & 2.1 rpg.
G – Nick Daniels, So., 10.7 ppg. & 5.2 rpg.
G – Keith Walker, Fr., 5.2 ppg. & 2.0 rpg.

XU AP				
Dec. 1	SF	W	78-57	Centre
Dec. 4	SF	W	113-70	Union (Ky.)
Dec. 7	SF	W	72-70	Thomas More
Dec. 10	N1	L	44-46	Niagara
Dec. 11	N1	L	61-63	Seattle
Dec. 15	SF	W	89-79	Evansville
Dec. 21	A	L	73-97	#19 Tennessee
Dec. 23	A	W	66-60	Butler (OT)
Dec. 28	A	L	74-84	#16 Maryland
Dec. 29	N2	L	80-86	Duquesne

YEAR-BY-YEAR SCORES

Jan. 5	SF	W	82-56	Campbellsville (Ky.)
Jan. 8	A	L	59-75	Dayton
Jan. 12	A	L	69-74	Loyola of Chicago
Jan. 15	SF	L	62-63	Ashland
Jan. 22	A	L	43-85	#8 Marquette
Jan. 29	SF	W	74-73	Transylvania (OT)
Feb. 1	A	L	72-83	Air Force (2OT)
Feb. 5	SF	L	76-85	#20 Detroit
Feb. 7	A	L	63-94	Notre Dame
Feb. 12	SF	W	70-66	Wheeling
Feb. 16	RC	L	68-77	#10 Cincinnati
Feb. 19	SF	W	57-56	Saint Louis
Feb. 23	SF	W	67-65	Northern Kentucky
Feb. 26	A	L	66-91	#16 Detroit
Mar. 2	SF	L	65-73	Cleveland State
Mar. 5	SF	L	48-86	Dayton
Mar. 7	SF	L	57-67	Miami (Ohio)

1977-78 (13-14)
F – Gary Massa, Fr., 14.5 ppg. & 4.2 rpg.
F – Dave Payton, Jr., 6.4 ppg. & 6.9 rpg.
C – Joe Sunderman, Jr., 5.9 ppg. & 4.8 rpg.
G – Nick Daniels, Jr., 16.7 ppg. & 4.8 rpg.
G – Keith Walker, So., 7.6 ppg. & 1.7 rpg. & 5.3 apg.
Note: 6th man Steve Spivery (Jr.) led the team at 8.0 rpg.

XU AP

Nov. 26	A	L	82-90	#12 Purdue
Nov. 30	SF	L	78-79	Hanover
Dec. 3	A	L	61-62	Miami (Ohio)
Dec. 7	SF	W	63-53	Thomas More
Dec. 10	A	L	55-61	Butler
Dec. 13	SF	W	54-52	Ohio Wesleyan
Dec. 16	A	L	75-100	Houston
Dec. 17	N1	W	65-58	Rice
Dec. 21	A	W	60-56	Cleveland State
Jan. 3	SF	W	76-55	Anderson (Ind.)
Jan. 5	SF	W	89-68	Kenyon
Jan. 7	SF	W	58-56	Dayton
Jan. 9	SF	W	107-72	John Carroll
Jan. 14	SF	L	58-59	Northern Kentucky
Jan. 21	SF	W	73-48	Centre
Jan. 24	A	L	62-78	#2 Marquette
Feb. 1	A	W	69-60	Valparaiso
Feb. 4	A	L	74-80	Detroit
Feb. 8	SF	W	72-68	Wheeling (OT)
Feb. 11	SF	L	52-57	Loyola of Chicago
Feb. 13	RC	L	54-59	Cincinnati
Feb. 18	SF	L	75-76	Valparaiso (OT)
Feb. 20	CG	L	53-75	#2 Marquette
Feb. 22	SF	W	68-60	Butler
Feb. 25	SF	L	77-82	#16 Detroit
Feb. 26	SF	W	82-58	Southwestern
Feb. 28	A	L	62-90	Dayton

1978-79 (14-13)
F – Gary Massa, So., 11.8 ppg. & 3.5 rpg.
F – Dave Payton, Sr., 7.1 ppg. & 5.9 rpg.
C – Joe Sunderman, Sr., 9.6 ppg. & 8.6 rpg.
G – Nick Daniels, Sr., 21.2 ppg. & 5.3 rpg.
G – Keith Walker, Jr., 8.3 ppg. & 2.3 rpg. & 5.4 apg.

XU AP

Nov. 25	SF	W	100-68	Otterbein
Nov. 29	CG	L	58-66	Purdue
Dec. 3	SF	W	77-63	Thomas More
Dec. 9	SF	W	107-77	Morehead State
Dec. 11	A	L	73-89	Loyola of Chicago
Dec. 13	SF	W	72-62	Ohio Wesleyan

Dec. 15	N1	W	75-68	#12 Southern Cal
Dec. 16	A	W	51-50	Tennessee
Dec. 30	A	L	66-67	Dayton
Jan. 3	CG	W	72-67	Miami (Ohio)
Jan. 6	SF	L	61-63	Northern Kentucky (OT)
Jan. 10	SF	L	59-74	Evansville
Jan. 13	A	W	70-59	Valparaiso
Jan. 20	A	L	50-67	#13 Marquette
Jan. 24	A	W	74-70	Detroit
Jan. 27	A	L	54-56	Butler
Feb. 1	A	L	57-66	#11 Notre Dame
Feb. 3	A	W	74-60	Evansville
Feb. 7	SF	L	69-70	Wheeling
Feb. 10	SF	L	54-76	Dayton
Feb. 12	RC	L	58-60	Cincinnati
Feb. 17	SF	W	63-60	Valparaiso
Feb. 24	SF	W	73-72	Butler
Feb. 26	SF	W	71-60	Southwestern
Feb. 28	CG	L	69-88	#18 Detroit
Mar. 3	SF	W	67-62	Air Force
Mar. 5	SF	L	67-78	Cleveland State

N1 - Knoxville, Tenn.

1979-80 (8-18, 0-5 MCC)



Bob Staak
Head Coach



XAVIER'S FIRST SEASON IN THE MIDWESTERN CITY CONFERENCE

F – Jon Hanley, So., 18.4 ppg. & 5.0 rpg.
F – Gary Massa, Jr., 14.6 ppg. & 6.4 rpg.
F – David Anderson, Jr., 12.1 ppg. & 7.6 rpg.
G – Anthony Hicks, Fr., 12.8 ppg. & 2.9 rpg. & 4.4 apg.
G – Keith Walker, Sr., 6.3 ppg. & 2.3 rpg. & 6.4 apg.

XU AP

Dec. 1	SF	W	81-70	Kenyon
Dec. 4	SF	W	95-69	Thomas More
Dec. 7	A	L	66-92	#1 Indiana
Dec. 8	N1	L	67-70	Seton Hall
Dec. 12	SF	W	80-59	Ohio Wesleyan
Dec. 15	A	L	87-106	Miami (Ohio)

Dec. 28	A	L	65-82	West Virginia
Dec. 29	N2	W	74-59	Columbia
Jan. 5	A	L	84-99	Morehead State
Jan. 9	SF	L	75-88	Evansville (MCC)
Jan. 14	SF	L	77-86	Oklahoma City (MCC)
Jan. 17	RC	L	62-76	Marquette
Jan. 19	SF	W	73-59	Dayton
Jan. 21	A	L	79-98	Oral Roberts (MCC)
Jan. 23	SF	W	74-58	Union (Ky.)
Jan. 28	SF	L	79-95	Detroit
Jan. 31	A	L	75-85	Cleveland State
Feb. 4	RC	W	77-69	Cincinnati
Feb. 7	A	L	96-102	Detroit
Feb. 9	A	L	81-91	Butler (MCC)
Feb. 12	A	L	70-82	Marquette
Feb. 16	SF	L	96-102	Loyola of Chicago (MCC)
Feb. 20	RC	L	72-85	#10 Notre Dame
Feb. 23	A	W	80-75	Air Force
Feb. 26	A	L	60-73	Dayton

MIDWESTERN CITY CONFERENCE

TOURNAMENT

Feb. 29	N3	L	93-102	Oklahoma City
---------	----	---	--------	---------------

N1 - Bloomington, Ind.
 N2 - Morgantown, W.Va.
 N3 - Evansville, Ind.

1980-81 (12-16, 8-3 MCC)



XAVIER'S FIRST MIDWESTERN CITY CONFERENCE REGULAR SEASON CHAMPIONSHIP

F – Dexter Bailey, Fr., 7.3 ppg. & 4.8 rpg.
F – Jeff Jenkins, Fr., 6.9 ppg. & 4.6 rpg.
C – Tom Condon, Jr., 2.8 ppg. & 3.0 rpg.
G – Anthony Hicks, So., 16.7 ppg. & 3.2 rpg. & 4.0 rpg.
G – Steve Wolf, So., 8.7 ppg. & 2.9 rpg.
Note: 6th man Dwight Hollins (Sr.) led the team at 5.0 rpg.

XU AP

Dec. 1	SF	W	69-57	Union (Ky.)
Dec. 4	SF	W	84-72	Thomas More
Dec. 8	SF	W	83-70	Ohio Wesleyan
Dec. 10	A	L	60-65	La Salle
Dec. 13	RC	L	73-74	Miami (Ohio)
Dec. 22	A	L	62-78	#10 LSU
Dec. 29	N1	L	84-91	Boston University
Dec. 30	N1	L	47-57	TCU
Jan. 6	A	L	93-112	Holy Cross
Jan. 10	RC	L	72-74	Dayton
Jan. 12	A	W	81-76	Oral Roberts (OT) (MCC)
Jan. 14	A	L	65-83	Oklahoma City (MCC)
Jan. 17	A	L	72-73	Butler (MCC)
Jan. 19	A	L	63-73	Loyola of Chicago (MCC)
Jan. 22	SF	W	79-73	Oklahoma City (MCC)
Jan. 24	A	W	69-65	Detroit (MCC)
Jan. 26	RC	L	59-78	Marquette
Jan. 28	RC	W	73-69	Oral Roberts (MCC)

Feb. 4	A	W	63-60	Evansville (MCC)
Feb. 7	SF	W	74-62	Butler (MCC)
Feb. 10	A	L	62-78	Marquette
Feb. 14	RC	W	90-89	Loyola of Chicago (MCC)
Feb. 18	RC	L	72-79	Cincinnati
Feb. 22	A	L	64-73	Dayton
Feb. 25	SF	L	83-96	Cleveland State
Feb. 28	SF	W	59-57	Evansville (MCC)

MIDWESTERN CITY CONFERENCE TOURNAMENT

Mar. 7	RC	W	72-69	Evansville
Mar. 8	RC	L	76-82	Oklahoma City

N1 - Albuquerque, N.M.

1981-82 (8-20, 1-11 MCC)

F – Jeff Jenkins, So., 11.8 ppg. & 5.8 rpg.
F – Dexter Bailey, So., 10.6 ppg. & 7.5 rpg.
C – Eddie Johnson, Fr., 4.6 ppg. & 3.2 rpg.
G – Anthony Hicks, Jr., 20.4 ppg. & 3.3 rpg. & 4.3 apg.
G – Steve Wolf, Jr., 10.2 ppg. & 2.3 rpg.

XU AP

Nov. 27	A	L	55-75	St. John's
Nov. 28	N1	L	68-72	Detroit (OT)
Dec. 2	SF	W	83-63	Union (Ky.)
Dec. 5	SF	L	60-66	Holy Cross
Dec. 8	A	W	72-59	Georgia State
Dec. 12	A	L	61-62	Dayton (OT)
Dec. 21	SF	W	57-56	Georgia State
Dec. 30	RC	L	71-97	Texas
Jan. 2	SF	W	69-65	Air Force (OT)
Jan. 4	SF	L	48-69	Middle Tennessee State
Jan. 9	A	L	52-82	Evansville (MCC)
Jan. 11	A	L	62-73	Butler (MCC)
Jan. 13	A	L	78-93	Cleveland State
Jan. 16	SF	L	64-73	Detroit (MCC)
Jan. 20	RC	L	50-63	Marquette
Jan. 23	SF	L	28-30	Oklahoma City (MCC)
Jan. 27	RC	W	53-51	Cincinnati
Jan. 30	A	L	67-83	Loyola of Chicago (MCC)
Feb. 1	SF	L	77-94	Oral Roberts (MCC)
Feb. 6	SF	L	73-76	Evansville (MCC)
Feb. 8	SF	W	72-53	Butler (MCC)
Feb. 13	A	L	78-82	Detroit (MCC) (OT)
Feb. 15	SF	L	80-82	Loyola of Chicago (MCC)
Feb. 20	A	L	67-70	Oklahoma City (MCC)
Feb. 22	A	L	71-91	Oral Roberts (MCC)
Feb. 27	SF	W	84-78	Central State (OT)

MIDWESTERN CITY CONFERENCE TOURNAMENT

Mar. 3	N2	W	74-71	Oral Roberts
Mar. 4	N2	L	69-77	Loyola of Chicago

N1 - New York, N.Y.
 N2 - Tulsa, Okla.

Did You Know?

Following the 1981-82 season, Xavier has had only one non-winning season. Xavier finished 13-15 in the 1995-96 season, the Musketeers' first season in the Atlantic 10 Conference.

YEAR-BY-YEAR SCORES

1982-83 (22-8, 10-4 MCC)



**MIDWESTERN CITY CONFERENCE
TOURNAMENT CHAMPIONS**
**XAVIER'S FIRST MIDWESTERN CITY CONFERENCE
TOURNAMENT CHAMPIONSHIP**

NCAA TOURNAMENT

F – Dexter Bailey, Jr., 11.1 ppg. & 6.7 rpg.
F – John Shimko, Jr., 6.5 ppg. & 3.5 rpg.
C – Eddie Johnson, So., 6.8 ppg. & 4.5 rpg.
G – Anthony Hicks, Sr., 14.9 ppg. & 3.6 rpg. & 4.0 apg.
G – Victor Fleming, Jr., 10.8 ppg. & 3.1 rpg.

XU AP

Nov. 29	SF	W	75-62	Union (Ky.)
Dec. 4	SF	W	67-57	Central State
Dec. 7	A	W	66-64	Texas (OT)
Dec. 11	A	L	53-63	Dayton
Dec. 22	SF	W	54-50	Miami (Ohio)
Dec. 30	SF	W	88-76	Thomas More
Jan. 3	A	W	58-57	Middle Tennessee State
Jan. 8	A	L	64-72	Marquette
Jan. 11	SF	W	70-49	Eastern Kentucky
Jan. 15	RC	W	85-65	Evansville (MCC)
Jan. 17	SF	W	51-49	Butler (MCC)
Jan. 22	A	W	70-56	Detroit (MCC)
Jan. 24	SF	W	84-78	Loyola of Chicago (MCC)
Jan. 26	A	L	58-73	Cincinnati
Jan. 29	A	W	76-58	Oklahoma City (MCC)
Jan. 31	A	L	71-87	Oral Roberts (MCC)
Feb. 3	SF	W	102-72	Cleveland State
Feb. 5	RC	L	60-79	Saint Louis (MCC)
Feb. 7	A	L	52-72	Butler (MCC)
Feb. 9	SF	W	109-85	La Salle
Feb. 16	A	W	70-68	Evansville (MCC)
Feb. 19	RC	W	69-61	Detroit (MCC)
Feb. 21	A	L	85-86	Loyola of Chicago (MCC)
Feb. 24	SF	W	87-79	Oral Roberts (MCC)
Feb. 26	SF	W	79-53	Oklahoma City (MCC)
Mar. 2	SF	W	76-73	Niagara
Mar. 5	A	W	94-72	Saint Louis (MCC)

MIDWESTERN CITY CONFERENCE

TOURNAMENT

Mar. 10	N1	W	90-70	Detroit
Mar. 11	N1	W	82-76	Loyola of Chicago

NCAA TOURNAMENT

Mar. 15	N2	L	75-81	Alcorn State
N1 - Evansville, Ind.				
N2 - UD Arena, Dayton, Ohio				

1983-84 (22-11, 9-5 MCC)



NATIONAL INVITATION TOURNAMENT QUARTERFINALIST

F – Dexter Bailey, Sr., 9.5 ppg. & 5.82 rpg.
F – John Shimko, Sr., 8.0 ppg. & 2.9 rpg.
F – Jeff Jenkins, Sr., 17.0 ppg. & 5.76 rpg.
G – Victor Fleming, Sr., 14.6 ppg. & 4.2 rpg.
G – Ralph Lee, So., 6.8 ppg. & 3.8 rpg. & 4.9 apg.

XU AP

Nov. 28	SF	W	75-37	Kenyon
Nov. 30	A	L	57-77	Tennessee
Dec. 3	SF	W	93-70	St. Joseph's (Ind.)
Dec. 6	A	W	55-50	Eastern Kentucky
Dec. 10	A	L	53-72	Miami (Ohio)
Dec. 20	N1	W	77-68	Niagara
Dec. 21	N1	W	104-82	Delaware State
Dec. 29	A	L	70-73	#11 Georgia
Jan. 3	SF	W	92-62	Central State
Jan. 7	A	W	78-58	Detroit (MCC)
Jan. 9	A	L	83-94	Loyola of Chicago(MCC)
Jan. 14	CG	W	77-42	Saint Louis (MCC)
Jan. 16	CG	W	73-50	Evansville (MCC)
Jan. 21	A	W	89-87	Oral Roberts (OT)(MCC)
Jan. 23	A	L	70-71	Oklahoma City (MCC)
Jan. 26	CG	W	72-63	Cincinnati
Jan. 28	A	L	53-55	Butler (MCC)
Feb. 2	A	L	76-87	Cleveland State
Feb. 4	CG	W	54-52	Detroit (MCC)
Feb. 6	CG	W	64-61	Loyola of Chicago (MCC)
Feb. 11	A	L	49-56	Saint Louis (OT) (MCC)
Feb. 13	A	L	67-74	Evansville (MCC)
Feb. 18	CG	W	78-76	Oral Roberts (MCC)
Feb. 20	CG	W	68-59	Oklahoma City (MCC)
Feb. 22	CG	W	82-68	Marquette (OT)
Feb. 25	CG	W	78-68	Butler (MCC)
Feb. 29	CG	W	72-61	Dayton

MIDWESTERN CITY CONFERENCE

TOURNAMENT

Mar. 8	N2	W	72-60	Saint Louis
Mar. 9	N2	W	80-69	Loyola of Chicago
Mar. 10	N2	L	66-68	Oral Roberts

NATIONAL INVITATION

TOURNAMENT

Mar. 15	CG	W	60-57	Ohio State (OT)
Mar. 19	CG	W	58-57	Nebraska
Mar. 22	A	L	62-63	Michigan
N1 - Tampa, Fla.				
N2 - UIC Pavilion, Chicago, Ill.				

1984-85 (16-13, 7-7 MCC)



**LAST YEAR AS MIDWESTERN CITY CONFERENCE
MEMBER; LEAGUE CHANGES NAME TO MIDWESTERN
COLLEGIATE CONFERENCE FOR THE 1985-86 SEASON**

F – Richie Harris, Jr., 15.4 ppg. & 5.2 rpg.
F – Walt McBride, Jr., 13.1 ppg. & 5.5 rpg.
C – Eddie Johnson, Jr., 8.6 ppg. & 5.2 rpg.
G – Byron Larkin, Fr., 17.0 ppg. & 2.0 rpg.
G – Ralph Lee, Jr., 7.7 ppg. & 4.5 rpg. & 6.9 apg.

XU AP

Nov. 28	CG	W	75-53	St. Joseph's (Ind.)
Dec. 1	A	W	61-58	Pittsburgh
Dec. 3	CG	W	71-70	Eastern Michigan (OT)
Dec. 7	N1	W	87-79	George Washington
Dec. 8	A	L	67-71	Arizona State
Dec. 15	CG	L	50-61	South Florida (OT)
Dec. 22	CG	W	88-85	Miami (Ohio)
Dec. 29	A	W	81-64	Niagara
Jan. 5	CG	W	68-63	Detroit (MCC)
Jan. 7	CG	W	95-90	Loyola of Chicago(MCC)
Jan. 12	A	L	67-77	Saint Louis (MCC)
Jan. 14	A	L	71-77	Evansville (MCC)
Jan. 19	CG	W	92-86	Oral Roberts (MCC)
Jan. 21	CG	W	72-65	Oklahoma City (MCC)
Jan. 26	CG	L	59-61	Butler (MCC)
Jan. 30	A	W	55-52	Cincinnati
Feb. 2	A	L	83-87	Detroit (MCC)
Feb. 4	A	L	89-99	Loyola of Chicago(MCC)
Feb. 9	CG	W	72-53	Saint Louis (MCC)
Feb. 11	CG	W	83-63	Evansville (MCC)
Feb. 13	A	L	53-71	Marquette
Feb. 16	A	L	67-70	Oral Roberts (MCC)
Feb. 18	A	W	73-62	Oklahoma City (MCC)
Feb. 20	CG	L	60-69	Marquette
Feb. 23	A	L	73-81	Butler (MCC)
Feb. 28	CG	W	78-51	Central Florida
Mar. 3	A	L	56-66	Dayton

MIDWESTERN CITY CONFERENCE

TOURNAMENT

Mar. 7	N2	W	77-69	Detroit
Mar. 8	N2	L	61-65	Loyola of Chicago
N1 - Tempe, Ariz.				
N2 - Mabee Center (Tulsa, Okla.)				

**BEGIN MIDWESTERN COLLEGIATE CONFERENCE
AT CONCLUSION OF THE 1984-85 SEASON.**



1985-86 (25-5, 10-2 MCC)



**Pete Gillen
Head Coach**



**MIDWESTERN COLLEGIATE CONFERENCE
REGULAR SEASON CHAMPIONS**
**MIDWESTERN COLLEGIATE CONFERENCE
TOURNAMENT CHAMPIONS**
NCAA TOURNAMENT

F – Richie Harris, Sr., 15.3 ppg. & 6.4 rpg.
F – Walt McBride, Sr., 14.0 ppg. & 5.6 rpg.
C – Eddie Johnson, Sr., 12.3 ppg. & 6.7 rpg.
G – Byron Larkin, So., 21.8 ppg. & 2.8 rpg.
G – Ralph Lee, Sr., 8.5 ppg. & 4.6 rpg. & 8.4 apg.

XU AP

Nov. 22	CG	W	100-51	Huntington
Nov. 24	CG	W	91-75	SE Louisiana
Dec. 4	A	W	56-53	Creighton
Dec. 7	CG	W	83-73	Pittsburgh
Dec. 10	A	W	83-61	Eastern Michigan
Dec. 14	A	L	74-80	Miami (Ohio)
Dec. 21	CG	W	84-69	Wayne State
Dec. 28	CG	W	75-63	Providence
Jan. 2	A	W	77-70	Stetson
Jan. 4	A	L	52-57	South Florida
Jan. 8	CG	W	67-46	St. Peter's (N.J.)
Jan. 11	CG	L	72-76	Detroit (MCC)
Jan. 13	CG	W	78-75	Loyola of Chicago (MCC)
Jan. 18	A	W	72-60	Saint Louis (MCC)
Jan. 20	A	W	78-69	Evansville (MCC)
Jan. 23	CG	W	80-76	Cincinnati
Jan. 25	CG	W	86-74	Oral Roberts (MCC)
Jan. 29	A	W	71-68	Duquesne
Feb. 1	CG	W	77-56	Butler (MCC)
Feb. 5	A	W	85-71	Marquette
Feb. 8	A	L	71-80	Detroit (MCC)
Feb. 10	A	W	91-88	Loyola of Chi. (OT) (MCC)
Feb. 15	CG	W	81-72	Saint Louis (OT) (MCC)
Feb. 17	CG	W	81-72	Evansville (MCC)
Feb. 20	A	W	86-61	Butler (MCC)
Feb. 22	A	W	73-71	Oral Roberts (MCC)
Feb. 25	CG	W	93-78	Dayton

YEAR-BY-YEAR SCORES

MIDWESTERN COLLEGIATE CONFERENCE TOURNAMENT

Feb. 28 N1 W 99-91 Loyola of Chicago
 Mar. 2 N1 W 74-66 Saint Louis

NCAA TOURNAMENT

Mar. 14 N2 L 80-97 Alabama
 N1 - Market Square Arena (Indianapolis, Ind.)
 N2 - Charlotte Coliseum (Charlotte, N.C.)

1986-87 (19-13, 7-5 MCC)



MIDWESTERN COLLEGIATE CONFERENCE TOURNAMENT CHAMPIONS

NCAA TOURNAMENT SECOND ROUND

XAVIER'S FIRST-EVER NCAA TOURNAMENT VICTORY

F – Tyrone Hill, Fr., 8.8 ppg. & 8.4 rpg.
 F – Kyle Taylor, So., 8.0 ppg. & 2.1 rpg.
 F – Dexter Campbell, Jr., 6.3 ppg. & 4.2 rpg.
 G – Byron Larkin, Jr., 24.8 ppg. & 4.4 rpg. & 3.5 apg.
 G – Stan Kimbrough, So., 16.0 ppg. & 3.5 rpg. & 3.3 apg.

XU AP

Nov. 28	N1	L	60-70	Tulsa
Nov. 29	N1	L	90-92	American (OT)
Dec. 1	CG	W	88-68	St. Joseph's (Ind.)
Dec. 3	CG	W	104-92	John Carroll
Dec. 6	CG	W	101-69	Ohio Dominican
Dec. 8	A	L	76-99	#12 Pittsburgh
Dec. 11	CG	W	97-75	Hanover
Dec. 13	CG	L	73-74	Creighton
Dec. 20	CG	W	73-55	Miami (Ohio)
Dec. 23	CG	W	84-68	Colgate
Dec. 27	A	L	65-69	Dayton
Dec. 30	CG	W	78-67	Duquesne
Jan. 3	CG	W	75-69	Coastal Carolina
Jan. 10	A	W	72-50	Detroit (MCC)
Jan. 12	A	L	79-81	Loyola of Chicago (MCC)
Jan. 17	CG	W	77-69	Saint Louis (MCC)
Jan. 19	CG	W	77-70	Evansville (MCC)
Jan. 24	A	L	62-82	Oral Roberts (MCC)
Jan. 29	A	L	73-75	Cincinnati
Jan. 31	A	L	84-86	Butler (2OT) (MCC)
Feb. 2	A	L	69-83	Rutgers
Feb. 7	CG	W	80-58	Detroit (MCC)
Feb. 9	CG	W	80-72	Loyola of Chicago (MCC)
Feb. 14	A	L	71-76	Saint Louis (MCC)
Feb. 16	A	L	93-95	Evansville (OT) (MCC)
Feb. 19	CG	W	69-67	Butler (MCC)
Feb. 21	CG	W	81-73	Oral Roberts (2OT) (MCC)

MIDWESTERN COLLEGIATE CONFERENCE TOURNAMENT

Feb. 26 N2 W 104-98 Butler
 Feb. 27 N2 W 82-74 Loyola of Chicago
 Mar. 1 N2 W 81-69 Saint Louis

NCAA TOURNAMENT

Mar. 12 N3 W 70-69 #14 Missouri
 Mar. 14 N3 L 60-65 #17 Duke
 N1 - Providence, R.I.
 N2 - Market Square Arena (Indianapolis, Ind.)
 N3 - Hoosier Dome (Indianapolis, Ind.)

1987-88 (26-4, 9-1 MCC)



MIDWESTERN COLLEGIATE CONFERENCE REGULAR SEASON CHAMPIONS

MIDWESTERN COLLEGIATE CONFERENCE TOURNAMENT CHAMPIONS

NCAA TOURNAMENT (note: played eventual NCAA Champion Kansas in the first round)

F – Tyrone Hill, So., 15.3 ppg. & 10.5 rpg.
 F – J.D. Barnett, Sr., 10.2 ppg. & 3.7 rpg.
 C – Derek Strong, So., 10.6 ppg. & 7.1 rpg.
 G – Byron Larkin, Sr., 25.3 ppg. & 3.6 rpg. & 4.8 apg.
 G – Stan Kimbrough, Jr., 15.5 ppg. & 3.0 rpg. & 3.6 apg.

XU AP

Nov. 28	CG	W	112-72	Huntington
Nov. 30	CG	W	75-68	St. Joseph's (Ind.)
Dec. 5	A	L	61-67	Marquette
Dec. 8	CG	W	100-71	Delaware State
Dec. 12	A	W	91-73	Miami (Ohio)
Dec. 22	A	L	76-96	Providence
Dec. 29	CG	W	87-56	Canisius
Jan. 2	CG	W	92-78	Kent State
Jan. 6	A	W	82-70	Western Michigan
Jan. 9	SF	W	125-84	Florida International
Jan. 12	CG	W	98-80	Cincinnati
Jan. 16	CG	W	98-90	Loyola of Chicago (MCC)
Jan. 18	CG	W	105-84	Detroit (MCC)
Jan. 23	A	L	84-86	Evansville (MCC)
Jan. 25	A	W	100-86	Saint Louis (MCC)
Jan. 30	A	W	78-75	Saint Peter's (N.J.)
Feb. 3	CG	W	101-84	Wright State
Feb. 6	CG	W	89-74	Butler (MCC)
Feb. 8	CG	W	100-84	Western Michigan
Feb. 13	A	W	94-83	Loyola of Chicago (MCC)
Feb. 15	A	W	114-97	Detroit (MCC)
Feb. 20	CG	W	102-79	Evansville (MCC)
Feb. 22	CG	W	93-70	Saint Louis (MCC)
Feb. 24	A	W	122-95	Florida International
Feb. 27	CG	W	86-73	Dayton
Mar. 1	A	W	93-80 20	Niagara
Mar. 6	A	W	71-70 20	Butler (MCC)

MIDWESTERN COLLEGIATE CONFERENCE TOURNAMENT

Mar. 11 N1 W 117-79 20 Loyola of Chicago
 Mar. 12 N1 W 122-96 20 Detroit

NCAA TOURNAMENT

Mar. 18 N2 L 72-85 18 Kansas
 N1 - Market Square Arena (Indianapolis, Ind.)
 N2 - Devaney Center (Lincoln, Neb.)

1988-89 (21-12, 7-5 MCC)



MIDWESTERN COLLEGIATE CONFERENCE TOURNAMENT CHAMPIONS

NCAA TOURNAMENT (note: played eventual NCAA Champion Michigan in the first round)

F – Tyrone Hill, Jr., 18.9 ppg. & 12.2 rpg.
 F – Colin Parker, So., 7.1 ppg. & 2.4 rpg.
 C – Derek Strong, Jr., 15.3 ppg. & 8.0 rpg.
 G – Stan Kimbrough, Sr., 18.8 ppg. & 2.7 rpg. & 4.2 apg.
 G – Michael Davenport, So., 7.2 ppg. & 2.5 rpg.
 Note: 6th man Jamal Walker (So.) led team at 7.1 apg.

XU AP

Nov. 18	RC	W	85-83	#4 Louisville (NIT)
Nov. 20	A	L	71-83	#14 Missouri (NIT)
Nov. 28	CG	W	109-58	Marietta
Dec. 3	CG	W	73-64	Air Force
Dec. 7	CG	W	87-76	Robert Morris
Dec. 10	CG	L	61-68	Miami (Ohio)
Dec. 19	A	L	70-85	Eastern Illinois
Dec. 21	CG	W	63-53	Bethune-Cookman
Dec. 27	CG	W	93-70	Niagara
Dec. 30	A	W	89-75	Bowling Green
Jan. 2	CG	W	87-71	Prairie View A&M
Jan. 4	A	W	118-113	Loyola Marymount
Jan. 7	CG	W	97-88	Valparaiso
Jan. 12	A	L	83-92	Loyola of Chicago (MCC)
Jan. 14	A	L	80-89	Detroit (MCC)
Jan. 17	A	L	71-90	Kent State
Jan. 19	CG	W	81-73	Evansville (MCC)
Jan. 21	CG	W	73-67	Saint Louis (MCC)
Jan. 28	A	L	76-79	Butler (MCC)
Feb. 1	CG	L	76-86	Cincinnati
Feb. 4	A	W	82-78	Dayton (MCC)
Feb. 9	CG	W	93-86	Loyola of Chicago (MCC)
Feb. 11	A	L	79-97	Wichita State
Feb. 16	A	L	82-88	Evansville (MCC)
Feb. 18	A	L	61-62	Saint Louis (MCC)
Feb. 20	CG	W	86-64	Detroit (MCC)
Feb. 25	CG	W	102-77	Marquette
Mar. 2	CG	W	85-75	Butler (MCC)
Mar. 4	CG	W	83-78	Dayton (MCC)

MIDWESTERN COLLEGIATE CONFERENCE TOURNAMENT

Mar. 9 N1 W 85-83 Loyola of Chicago
 Mar. 10 N1 W 79-56 Saint Louis
 Mar. 11 N1 W 85-78 Evansville

NCAA TOURNAMENT

Mar. 17 N2 L 87-92 #10 Michigan
 N1 - UD Arena (Dayton, Ohio)
 N2 - The Omni (Atlanta, Ga.)

1989-90 (28-5, 12-2 MCC)



MIDWESTERN COLLEGIATE CONFERENCE REGULAR SEASON CHAMPIONS

NCAA TOURNAMENT SWEET 16

F – Tyrone Hill, Sr., 20.2 ppg. & 12.6 rpg.
 F – Michael Davenport, Jr., 12.7 ppg. & 2.9 rpg.
 C – Derek Strong, Sr., 14.2 ppg. & 9.9 rpg.
 G – Jamal Walker, Jr., 15.1 ppg. & 3.5 rpg. & 5.9 apg.
 G – Jamie Gladden, Fr., 10.2 ppg. & 2.3 rpg.

XU AP

Dec. 2	CG	L	90-97	Southern Utah State
Dec. 4	A	W	77-70	Robert Morris
Dec. 9	A	W	76-69	Miami (Ohio)
Dec. 16	A	W	95-63	Valparaiso
Dec. 18	CG	W	80-48	Eastern Illinois
Dec. 22	N1	W	72-65	Princeton
Dec. 23	A	W	78-62	San Francisco
Dec. 30	CG	W	88-73	Bowling Green
Jan. 2	CG	W	115-113	#25 Loyola Marymount
Jan. 6	A	W	86-80	Marquette (MCC)
Jan. 8	CG	W	89-73	Loyola of Chicago (MCC)
Jan. 13	CG	W	82-61 25	Alabama-Birmingham
Jan. 15	CG	W	110-52 25	District of Columbia
Jan. 18	A	L	51-59 20	Evansville (MCC)
Jan. 20	A	W	83-74 20	Saint Louis (MCC)
Jan. 25	CG	W	88-83 25	Detroit (MCC)
Jan. 27	CG	W	81-57 25	Butler (MCC)
Jan. 31	CG	W	90-88 23	Cincinnati (OT)
Feb. 3	CG	W	88-81 23	Dayton (MCC)
Feb. 6	A	W	70-53 21	Loyola of Chicago (MCC)
Feb. 8	CG	W	83-78 21	Marquette (MCC)
Feb. 15	CG	W	71-52 22	Evansville (MCC)
Feb. 17	CG	W	74-58 19	Saint Louis (MCC)
Feb. 22	A	W	74-62 19	Detroit (MCC)
Feb. 24	A	W	80-66 19	Butler (MCC)
Feb. 27	A	W	84-73 19	Arkansas-Little Rock
Mar. 3	A	L	108-111 19	Dayton (MCC)

MIDWESTERN COLLEGIATE CONFERENCE TOURNAMENT

Mar. 8 N2 W 96-61 24 Butler
 Mar. 9 N2 W 89-78 24 Evansville
 Mar. 10 N2 L 89-98 24 Dayton

NCAA TOURNAMENT

Mar. 16 N3 W 87-79 25 Kansas State
 Mar. 18 N3 W 74-71 25 Georgetown
 Mar. 22 N4 L 89-102 25 Texas
 N1 - San Francisco, Calif.
 N2 - UD Arena (Dayton, Ohio)
 N3 - Hoosier Dome (Indianapolis, Ind.)
 N4 - Reunion Arena (Dallas, Texas)

YEAR-BY-YEAR SCORES

1990-91 (22-10, 11-3 MCC)



**MIDWESTERN COLLEGIATE CONFERENCE
REGULAR SEASON CHAMPIONS**
**MIDWESTERN COLLEGIATE CONFERENCE
TOURNAMENT CHAMPIONS**
NCAA TOURNAMENT SECOND ROUND

F – Michael Davenport, Sr., 14.1 ppg. & 3.5 rpg.
F – Aaron Williams, So., 9.7 ppg. & 6.5 rpg.
C – Brian Grant, Fr., 11.6 ppg. & 8.5 rpg.
G – Jamie Gladden, So., 15.2 ppg. & 3.4 rpg. & 3.2 apg.
G – Jamal Walker, Sr., 13.7 ppg. & 3.6 rpg. & 5.1 apg.

XU AP

Nov. 24	CG	W	103-96	Mount Saint Mary's
Nov. 26	CG	W	82-56	Bethune-Cookman
Nov. 28	CG	L	94-100	Ball State
Dec. 1	A	W	62-59	Canisius
Dec. 5	CG	W	87-68	Loyola (Md.)
Dec. 8	CG	L	95-100	Miami (Ohio)
Dec. 22	CG	W	83-53	Winthrop
Dec. 30	CG	W	91-66	Detroit (MCC)
Jan. 2	CG	W	75-54	New Hampshire
Jan. 5	A	L	74-87	Fordham
Jan. 10	A	W	98-93	Marquette (MCC) (OT)
Jan. 12	A	W	81-74	Loyola of Chicago (MCC)
Jan. 15	CG	W	71-66	Massachusetts
Jan. 17	CG	W	100-85	Evansville (MCC)
Jan. 19	CG	L	56-58	Saint Louis (MCC)
Jan. 24	A	W	69-67	Detroit (MCC)
Jan. 26	A	L	88-92	South Florida
Jan. 30	A	L	56-69	Cincinnati
Feb. 2	A	L	74-95	Saint Louis (MCC)
Feb. 7	CG	W	71-66	Marquette (MCC)
Feb. 9	CG	W	87-74	Loyola of Chicago (MCC)
Feb. 12	CG	W	80-73	Butler (MCC)
Feb. 14	A	W	69-56	Evansville (MCC)
Feb. 17	A	L	79-83	Dayton (MCC)
Feb. 19	A	L	83-91	Wright State
Feb. 23	A	W	105-93	Butler (MCC)
Mar. 2	CG	W	102-79	Dayton (MCC)

**MIDWESTERN COLLEGIATE
CONFERENCE TOURNAMENT**

Mar. 7	N1	W	66-59	Detroit
Mar. 8	A	W	90-71	Dayton
Mar. 10	N1	W	81-68	Saint Louis

NCAA TOURNAMENT

Mar. 14	N2	W	89-84	#11 Nebraska
Mar. 16	N2	L	50-66	Connecticut
N1 - UD Arena (Dayton, Ohio)				
N2 - Metrodome (Minneapolis, Minn.)				

1991-92 (15-12, 7-3 MCC)



F – Aaron Williams, Jr., 13.9 ppg. & 8.0 rpg.
F – Tyrice Walker, So., 6.4 ppg. & 3.7 rpg.
C – Brian Grant, So., 11.8 ppg. & 9.1 rpg.
G – Jamie Gladden, Jr., 19.4 ppg. & 2.4 rpg.
G – Michael Hawkins, Fr., 7.7 ppg. & 2.8 rpg. & 4.4 apg.

XU AP

Nov. 30	CG	W	94-65	Colgate
Dec. 2	CG	W	75-59	Samford
Dec. 4	CG	W	77-74	Northern Illinois
Dec. 7	A	L	72-91	Massachusetts
Dec. 11	A	W	73-65	Kent State
Dec. 14	A	L	58-73	Miami (Ohio)
Dec. 21	CG	L	104-108	Duquesne
Dec. 27	CG	L	79-82	East Tennessee State
Dec. 30	A	W	84-74	Northern Illinois
Jan. 4	A	W	91-59	New Hampshire
Jan. 11	CG	W	84-80	Detroit (MCC)
Jan. 13	A	W	83-56	Winthrop
Jan. 18	A	W	75-73	Loyola of Chicago (MCC)
Jan. 21	CG	W	77-69	Dayton (MCC)
Jan. 25	A	L	88-93	Detroit (OT) (MCC)
Jan. 29	CG	L	75-93	Cincinnati
Feb. 1	CG	W	76-63	Evansville (MCC)
Feb. 5	A	L	52-68	Loyola (Md.)
Feb. 8	RC	L	73-86	Louisville
Feb. 10	CG	W	69-56	Loyola of Chicago (MCC)
Feb. 18	A	W	98-75	Butler (MCC)
Feb. 22	A	L	73-82	Evansville (MCC)
Feb. 26	CG	W	80-78	Fordham (OT)
Feb. 29	A	W	72-56	Dayton (MCC)
Mar. 3	A	L	86-87	Notre Dame
Mar. 7	CG	L	86-96	Butler (MCC)

**MIDWESTERN COLLEGIATE
CONFERENCE TOURNAMENT**

Mar. 13	RC	L	61-78	Butler
---------	----	---	-------	--------

1992-93 (24-6, 12-2 MCC)



**MIDWESTERN COLLEGIATE CONFERENCE
REGULAR SEASON CO-CHAMPIONS**
NCAA TOURNAMENT SECOND ROUND

F – Aaron Williams, Sr., 10.9 ppg. & 7.1 rpg.
C – Brian Grant, Jr., 18.5 ppg. & 9.4 rpg.
G – Jamie Gladden, Sr., 14.4 ppg. & 2.1 rpg.
G – Michael Hawkins, So., 8.1 ppg. & 2.5 rpg. & 3.71 apg.
G – Steve Gentry, Jr., 7.1 ppg. & 2.8 rpg. & 3.67 apg.

XU AP

Dec. 1	CG	W	113-73	Huntington
Dec. 7	A	W	81-78	Ball State (OT)
Dec. 9	CG	W	72-56	Kent State
Dec. 12	CG	W	70-67	Miami (Ohio)
Dec. 18	N1	W	74-66	Delaware
Dec. 20	N1	W	75-60	Rice
Dec. 30	CG	W	88-54	Wichita State
Jan. 4	CG	W	75-60	Notre Dame
Jan. 9	A	L	90-97	Detroit (OT) (MCC)
Jan. 11	A	L	73-76	Louisville
Jan. 16	A	W	85-58	Dayton (MCC)
Jan. 19	CG	W	56-53	South Florida
Jan. 21	CG	W	63-59	Butler (MCC)
Jan. 23	A	W	74-68	Evansville (MCC)
Jan. 27	A	L	67-78	#4 Cincinnati
Jan. 30	A	W	81-64	Loyola of Chicago (MCC)
Feb. 4	CG	W	56-49	La Salle (MCC)
Feb. 6	CG	W	85-79	Duquesne (MCC)
Feb. 13	CG	W	53-46	Dayton (MCC)
Feb. 17	CG	W	74-63	Evansville (MCC)
Feb. 20	A	W	80-66	Butler (MCC)
Feb. 25	CG	W	68-65	24 Loyola of Chicago (MCC)
Feb. 27	CG	W	93-74	24 Detroit (MCC)
Mar. 2	A	W	73-58	18 La Salle (MCC)
Mar. 6	A	L	72-88	18 Duquesne (MCC)

**MIDWESTERN COLLEGIATE
CONFERENCE TOURNAMENT**

Mar. 11	N2	W	60-50	22 Loyola of Chicago
Mar. 12	N2	W	67-41	22 Duquesne
Mar. 13	N2	L	69-80	22 Evansville

NCAA TOURNAMENT

Mar. 19	N3	W	73-55	New Orleans
Mar. 21	N3	L	70-73	#1 Indiana
N1 - Tokyo, Japan				
N2 - Market Square Arena (Indianapolis, Ind.)				
N3 - Hoosier Dome (Indianapolis, Ind.)				

1993-94 (22-8, 8-2 MCC)



**MIDWESTERN COLLEGIATE CONFERENCE
REGULAR SEASON CHAMPIONS**
**NATIONAL INVITATION TOURNAMENT
QUARTERFINALIST**

F – Tyrice Walker, Sr., 14.6 ppg. & 4.9 rpg.
F – Larry Sykes, Jr., 8.4 ppg. & 5.7 rpg.
C – Brian Grant, Sr., 16.7 ppg. & 9.9 rpg.
G – Jeff Massey, Jr., 12.7 ppg. & 2.1 rpg.
G – Steve Gentry, Sr., 6.1 ppg. & 2.5 rpg. & 6.1 apg.

XU AP

Nov. 29	CG	W	97-49	Marietta
Dec. 4	A	L	60-82	#6 Duke
Dec. 6	CG	W	65-56	Hartford
Dec. 11	A	W	72-69	Miami (Ohio)
Dec. 18	CG	W	85-52	Virginia Tech
Dec. 20	CG	W	82-55	UNC Asheville
Dec. 30	A	W	92-66	Maryland-Baltimore Co.
Jan. 3	A	W	93-65	East Tennessee State
Jan. 8	CG	W	79-64	Brown
Jan. 9	CG	W	82-65	New Hampshire
Jan. 12	CG	W	57-46	25 Dayton
Jan. 15	A	W	86-80	25 Butler (MCC)
Jan. 19	CG	W	82-76	22 #19 Cincinnati (OT)
Jan. 22	A	L	61-91	22 Evansville (MCC)
Jan. 24	A	W	88-62	Dayton
Jan. 26	CG	W	75-58	Detroit (MCC)
Jan. 29	CG	W	83-55	Loyola of Chicago (MCC)
Jan. 31	A	L	73-77	St. Francis (Pa.)
Feb. 5	A	W	73-66	La Salle (MCC)
Feb. 12	CG	L	92-93	25 George Wash. (2 OT)
Feb. 16	CG	W	93-73	Butler (MCC)
Feb. 19	A	L	82-86	Detroit (MCC)
Feb. 23	CG	L	76-79	Virginia Commonwealth
Feb. 26	CG	W	73-66	Evansville (MCC)
Mar. 1	A	W	98-76	Loyola of Chicago (MCC)
Mar. 3	CG	W	79-77	La Salle (MCC)

**MIDWESTERN COLLEGIATE
CONFERENCE TOURNAMENT**

Mar. 7	N1	L	75-79	Detroit
--------	----	---	-------	---------

**NATIONAL INVITATION
TOURNAMENT**

Mar. 16	CG	W	80-68	Miami (Ohio)
Mar. 21	A	W	83-79	Northwestern (OT)
Mar. 23	A	L	74-76	Villanova
N1 - Hinkle Fieldhouse (Indianapolis, Ind.)				

1994-95 (23-5, 14-0 MCC)



Skip Prosser
Head Coach



MIDWESTERN COLLEGIATE CONFERENCE
REGULAR SEASON CHAMPIONS
NCAA TOURNAMENT

- F – Pete Sears, Sr., 12.9 ppg. & 5.1 rpg.
- F – Larry Sykes, Sr., 10.2 ppg. & 10.8 rpg.
- F – T.J. Johnson, Fr., 11.9 ppg. & 5.3 rpg.
- G – Jeff Massey, Sr., 18.9 ppg. & 3.7 rpg.
- G – Michael Hawkins, Sr., 14.1 ppg. & 3.3 rpg. & 5.8 apg.

XU AP		IUPUI	
Nov. 25	CG W	104-67	
Nov. 30	CG W	89-70	Miami (Ohio)
Dec. 3	CG W	86-51	Loyola (Md.)
Dec. 5	A L	55-82	Virginia Tech
Dec. 10	A W	85-68	Hartford
Dec. 17	CG W	90-71	#19 Ohio
Dec. 19	CG W	99-73	Dayton
Dec. 21	CG W	101-65	Cal State Northridge
Dec. 28	CG W	77-58	Maryland-Baltimore County
Jan. 5	A W	84-69	Cleveland State (MCC)
Jan. 7	A W	72-63	Detroit (MCC)
Jan. 9	A L	80-87	Cincinnati
Jan. 14	CG W	75-72	La Salle (MCC)
Jan. 18	A W	81-73	Wright State (MCC)
Jan. 21	A L	73-84	Notre Dame
Jan. 26	CG W	96-76	Wiscon-Milwaukee (MCC)
Jan. 28	A W	106-84	Northern Illinois (MCC)
Jan. 30	A W	81-75	Loyola of Chicago (MCC)
Feb. 2	CG W	93-75	Cleveland State (MCC)
Feb. 4	CG W	72-65	Detroit (MCC)
Feb. 9	A W	84-77	La Salle (MCC)
Feb. 11	CG W	76-55	Wiscon-Green Bay (MCC)
Feb. 15	CG W	94-84	Wright State (MCC)
Feb. 18	A W	88-75	George Washington
Feb. 23	CG W	93-90	Illinois-Chicago (MCC)
Feb. 25	A W	81-66	Butler (MCC)

MIDWESTERN COLLEGIATE
CONFERENCE TOURNAMENT

Mar. 4 N1 L 70-71 25 Wright State
NCAA TOURNAMENT
Mar. 17 N2 L 63-68 #22 Georgetown
N1 - Nutter Center (Dayton, Ohio)
N2 - Tallahassee/Leon Co. Civic Center (Tallahassee, Fla.)

1995-96 (13-15, 8-8 A-10)



XAVIER'S FIRST SEASON IN THE
ATLANTIC 10 CONFERENCE

- F – T.J. Johnson, So., 10.6 ppg. & 6.8 rpg.
- C – Kevin Carr, Jr., 9.8 ppg. & 6.4 rpg.
- G – Darnell Williams, Fr., 12.3 ppg. & 4.3 rpg.
- G – Lenny Brown, Fr., 12.5 ppg. & 4.1 rpg.
- G – Gary Lumpkin, Fr., 11.2 ppg. & 2.7 rpg. & 3.2 apg.

XU AP		St. Francis (Pa.)	
Nov. 25	CG W	88-61	
Nov. 30	A L	75-81	Virginia Commonwealth
Dec. 2	CG W	109-78	Long Island
Dec. 6	A L	71-85	Miami (Ohio)
Dec. 9	A L	72-103	Ohio
Dec. 16	CG W	87-57	Delaware State
Dec. 20	A L	67-73	Kansas State
Dec. 23	CG L	70-72	Notre Dame
Dec. 30	CG W	78-59	Morgan State
Jan. 6	A W	69-60	La Salle (A-10)
Jan. 9	A L	56-73	Temple (A-10)
Jan. 13	CG W	74-61	Fordham (A-10)
Jan. 17	CG L	90-99	#3 Cincinnati
Jan. 20	A W	76-62	St. Bonaventure (A-10)
Jan. 25	CG W	60-59	La Salle (A-10)
Jan. 27	A L	55-61	Dayton (A-10)
Jan. 31	CG W	84-71	Saint Joseph's (A-10)
Feb. 4	CG L	74-78	#1 Mass. (OT) (A-10)
Feb. 7	A L	69-77	George Washington (A-10)
Feb. 10	CG L	73-78	#11 Virginia Tech (A-10)
Feb. 17	A L	70-87	Rhode Island (A-10)
Feb. 20	CG W	102-95	Dayton (A-10)
Feb. 24	CG W	116-105	Duquesne (OT) (A-10)
Feb. 26	CG L	77-81	#24 George Wash. (A-10)
Feb. 29	A L	61-70	#16 Virginia Tech (A-10)
Mar. 3	A W	76-75	Duquesne (A-10)

ATLANTIC 10 CONFERENCE TOURNAMENT

Mar. 6 N1 W 61-54 Fordham
Mar. 7 N1 L 50-67 Temple
N1 - Philadelphia Civic Center (Philadelphia, Pa.)

1996-97 (23-6, 13-3 A-10)



ATLANTIC 10 CONFERENCE WEST DIVISION
REGULAR SEASON CHAMPIONS
XAVIER'S FIRST ATLANTIC 10 CONFERENCE
REGULAR SEASON CHAMPIONSHIP
NCAA TOURNAMENT SECOND ROUND

- F – Torraye Braggs, Jr., 13.9 ppg. & 7.4 rpg.
- F – T.J. Johnson, Jr., 7.8 ppg. & 5.0 rpg.
- G – Lenny Brown, So., 15.6 ppg. & 3.8 rpg. & 3.5 apg.
- G – Gary Lumpkin, So., 14.7 ppg. & 2.9 rpg. & 4.3 apg.
- G – Darnell Williams, So., 10.8 rpg. & 4.0 rpg.

Note: 6th man James Posey (So.) led team at 7.8 rpg.
XU AP

XU AP		Western Kentucky	
Nov. 23	CG W	98-73	
Nov. 26	A W	71-69	#1 Cincinnati
Nov. 30	CG W	92-71	Miami (Ohio)
Dec. 2	CG W	95-64	Florida A&M
Dec. 5	A W	81-65	23 Loyola Marymount
Dec. 10	CG W	94-86	19 Long Island
Dec. 14	CG W	79-43	19 Hofstra
Dec. 21	A W	113-111	17 Akron (3OT)
Dec. 29	CG W	95-54	17 Kansas State
Jan. 4	CG W	102-67	17 Virginia Tech (A-10)
Jan. 7	A L	91-98	12 Dayton (A-10)
Jan. 11	A W	75-64	12 Fordham (A-10)
Jan. 16	RC L	85-87	14 Tulane
Jan. 19	CG W	68-64	14 Temple (OT) (A-10)
Jan. 23	A W	62-61	16 George Wash. (A-10)
Jan. 25	CG L	70-78	16 Duquesne (A-10)
Jan. 28	CG W	91-79	20 Rhode Island (A-10)
Feb. 1	A W	87-84	20 Mass. (OT) (A-10)
Feb. 3	A W	83-67	20 La Salle (A-10)
Feb. 8	A L	65-79	20 Saint Joseph's (A-10)
Feb. 12	CG W	79-53	19 Dayton (A-10)
Feb. 15	CG W	87-76	19 George Wash. (A-10)
Feb. 20	A W	82-74	16 Duquesne (A-10)
Feb. 22	CG W	79-67	16 La Salle (A-10)
Feb. 27	CG W	83-59	14 St. Bonaventure (A-10)
Mar. 2	A W	81-72	14 Virginia Tech (A-10)

ATLANTIC 10 CONFERENCE TOURNAMENT

Mar. 6 N1 L 62-69 11 Temple (OT)
NCAA TOURNAMENT
Mar. 13 N2 W 80-68 13 Vanderbilt
Mar. 15 N2 L 83-96 13 #7 UCLA

N1 - The Spectrum (Philadelphia, Pa.)
N2 - The Palace of Auburn Hills (Auburn Hills, Mich.)

1997-98 (22-8, 11-5 A-10)



ATLANTIC 10 CONFERENCE WEST DIVISION
REGULAR SEASON CO-CHAMPIONS
ATLANTIC 10 CONFERENCE TOURNAMENT CHAMPIONS
XAVIER'S FIRST ATLANTIC 10 CONFERENCE
TOURNAMENT CHAMPIONSHIP
NCAA TOURNAMENT

- F – Torraye Braggs, Sr., 13.0 ppg. & 8.2 rpg.
- F – T.J. Johnson, Sr., 5.5 ppg. & 3.6 rpg.
- G – Gary Lumpkin, Jr., 12.3 ppg. & 2.5 rpg. & 4.5 apg.
- G – Darnell Williams, Jr., 17.3 ppg. & 3.9 rpg.
- G – Lenny Brown, Jr., 14.7 ppg. & 3.5 rpg. & 3.5 apg.

Note: 6th man James Posey (Jr.) led team at 8.4 rpg.
XU AP

XU AP		Toledo	
Nov. 19	CG W	95-76	10
Nov. 22	CG W	97-73	10 Akron
Nov. 24	CG W	118-61	10 Louisiana Monroe
Dec. 2	CG W	88-54	9 Central Michigan
Dec. 6	A W	93-60	9 Western Kentucky
Dec. 9	A L	72-80	7 Miami (Ohio)
Dec. 13	CG W	88-68	7 Cincinnati
Dec. 20	N1 L	84-86	10 #8 Purdue
Dec. 27	N2 W	73-56	13 DePaul
Dec. 30	CG W	93-66	13 Butler
Jan. 3	A L	77-80	13 St. Bonaventure (A-10)
Jan. 7	CG W	104-67	19 La Salle (A-10)
Jan. 10	CG W	77-43	19 Fordham (A-10)
Jan. 14	A L	73-78	18 G. Washington (OT) (A-10)
Jan. 17	CG W	77-66	18 Virginia Tech (A-10)
Jan. 20	CG W	72-62	19 Saint Joseph's (A-10)
Jan. 24	A L	82-93	19 Dayton (A-10)
Jan. 27	CG W	93-71	24 Duquesne (A-10)
Jan. 31	A W	79-73	24 Temple (A-10)
Feb. 2	A W	91-59	24 La Salle (A-10)
Feb. 8	CG L	62-73	21 #23 Mass. (A-10)
Feb. 14	A W	74-63	19 Virginia Tech (A-10)
Feb. 16	CG W	96-86	#17 George Wash. (A-10)
Feb. 21	A W	83-62	Duquesne (A-10)
Feb. 24	A L	68-69	Rhode Island (A-10)
Mar. 1	CG W	89-84	Dayton (A-10)

ATLANTIC 10 CONFERENCE TOURNAMENT

Mar. 5 N3 W 68-44 St. Bonaventure
Mar. 6 N3 W 95-80 Rhode Island
Mar. 7 N3 W 77-63 George Washington

NCAA TOURNAMENT
Mar. 12 N4 L 68-69 23 Washington
N1 - Market Square Arena (Indianapolis, Ind.)
N2 - Gund Arena (Cleveland, Ohio)
N3 - The Spectrum (Philadelphia, Pa.)
N4 - MCI Center (Washington D.C.)

YEAR-BY-YEAR SCORES

1998-99 (25-11, 12-4 A-10)



NATIONAL INVITATION TOURNAMENT THIRD PLACE

F – James Posey, Sr., 16.9 ppg. & 8.9 rpg.
 F – Kevin Frey, Fr., 5.7 ppg. & 5.0 rpg.
 F – Aaron Turner, Fr., 5.4 ppg. & 5.2 rpg.
 G – Gary Lumpkin, Sr., 11.1 ppg. & 2.4 rpg. & 3.4 apg.
 G – Lenny Brown, Sr., 18.1 ppg. & 3.6 rpg. & 2.8 apg.

XU AP

Nov. 17	A	W	73-66	16	Butler
Nov. 21	CG	W	90-50	16	Chicago State
Nov. 23	CG	W	100-67	16	Morgan State
Nov. 26	N1	L	76-94	13	Pittsburgh
Nov. 27	N1	W	74-61	13	Colorado
Nov. 28	N1	L	69-82	13	San Francisco
Dec. 2	CG	W	64-56	23	Miami (Ohio)
Dec. 5	RC	L	57-71	23	#14 Purdue
Dec. 9	A	L	67-74		Toledo
Dec. 19	CG	W	88-58		Canisius
Dec. 21	CG	W	97-52		Loyola Marymount
Dec. 28	A	W	77-54		St. Mary's (Calif.)
Jan. 3	CG	W	87-83		Rhode Island (A-10)
Jan. 6	A	W	80-67		Virginia Tech (A-10)
Jan. 9	A	W	56-42		Duquesne (A-10)
Jan. 13	CG	W	62-57		St. Bonaventure (A-10)
Jan. 17	CG	W	81-61		George Washington (A-10)
Jan. 20	A	W	76-56		Fordham (A-10)
Jan. 23	CG	W	93-69		Virginia Tech (A-10)
Jan. 28	A	L	77-87		#5 Cincinnati
Jan. 30	A	L	86-91		Dayton (A-10)
Feb. 4	A	W	59-53		Saint Joseph's (A-10)
Feb. 6	A	L	75-88		La Salle (A-10)
Feb. 9	CG	W	72-54		Duquesne (A-10)
Feb. 14	CG	W	62-60		Temple (A-10)
Feb. 16	CG	W	88-71		La Salle (A-10)
Feb. 20	A	L	77-78		Massachusetts (A-10) (2OT)
Feb. 24	CG	W	90-62		Dayton (A-10)
Feb. 27	A	L	74-77		George Washington (A-10)

ATLANTIC 10 CONFERENCE TOURNAMENT

Mar. 4	N2	W	72-68	Massachusetts
Mar. 5	N2	L	64-76	Temple

NATIONAL INVITATION TOURNAMENT

Mar. 10	A	W	86-84	Toledo
Mar. 15	CG	W	87-76	Wake Forest
Mar. 17	CG	W	65-58	Princeton
Mar. 23	N3	L	76-79	Clemson
Mar. 25	N3	W	106-75	Oregon

N1 - American Univ. (San Juan, Puerto Rico)
 N2 - First Union Spectrum (Philadelphia, Pa.)
 N3 - Madison Square Garden (New York, N.Y.)

1999-00 (21-12, 9-7 A-10)



NATIONAL INVITATION TOURNAMENT SECOND ROUND

F – David West, Fr., 11.7 ppg. & 9.1 rpg.
 F – Kevin Frey, So., 8.8 ppg. & 5.1 rpg.
 F – Lloyd Price, So., 13.0 ppg. & 6.0 rpg.
 G – Maurice McAfee, Jr., 15.1 ppg. & 3.5 rpg. & 4.2 apg.
 G – Darnell Williams, Sr., 13.0 ppg. & 2.6 rpg.

XU AP

Nov. 20	CG	W	96-52	Maryland-Eastern Shore
Nov. 25	N1	W	81-79	Louisville
Nov. 26	N1	L	70-111	#10 Kansas
Nov. 27	N1	W	81-65	Washington
Dec. 4	CG	W	80-55	East Tennessee State
Dec. 8	A	L	58-67	Miami (Ohio)
Dec. 11	A	W	94-75	Central Michigan
Dec. 18	CG	W	66-64	#1 Cincinnati
Dec. 21	CG	W	92-48	St. Mary's (Calif.)
Dec. 27	CG	W	58-54	Princeton
Dec. 30	CG	W	84-55	Toledo
Jan. 2	A	L	63-65	Marquette
Jan. 6	CG	W	86-67	Virginia Tech (A-10)
Jan. 9	A	W	78-75	Rhode Island (A-10)
Jan. 11	A	L	72-76	Dayton (A-10)
Jan. 15	A	L	78-85	Duquesne (A-10)
Jan. 23	CG	L	49-80	La Salle (A-10)
Jan. 25	A	L	40-59	#23 Temple (A-10)
Jan. 30	CG	W	97-79	Fordham (A-10)
Feb. 2	CG	W	65-64	Dayton (OT) (A-10)
Feb. 5	A	L	67-78	George Washington (A-10)
Feb. 9	A	W	87-78	Canisius
Feb. 12	CG	W	87-77	Massachusetts (A-10)
Feb. 15	CG	W	95-66	Duquesne (A-10)
Feb. 19	A	L	65-73	Virginia Tech (A-10)
Feb. 22	CG	W	88-76	George Washington (A-10)
Feb. 27	A	W	71-60	La Salle (A-10)
Mar. 1	A	L	64-65	St. Bonaventure (A-10)
Mar. 5	CG	W	94-66	Saint Joseph's (A-10)

ATLANTIC 10 CONFERENCE TOURNAMENT

Mar. 8	N2	W	75-60	Rhode Island
Mar. 9	N2	L	69-72	St. Bonaventure

NATIONAL INVITATION TOURNAMENT

Mar. 15	CG	W	67-63	Marquette
Mar. 20	A	L	64-76	Notre Dame

N1 - Great Alaska Shootout (Anchorage, Alaska)
 N2 - The Spectrum (Philadelphia, Pa.)

2000-01 (21-8, 12-4 A-10)



NCAA TOURNAMENT

F – David West, So., 17.8 ppg. & 10.9 rpg.
 F – Lloyd Price, Jr., 9.2 ppg. & 4.4 rpg.
 F – Kevin Frey, Jr., 11.4 ppg. & 6.3 rpg.
 G – Romain Sato, Fr., 10.7 ppg. & 5.4 rpg.
 G – Maurice McAfee, Sr., 9.5 ppg. & 2.7 rpg. & 4.8 apg.

XU AP

Nov. 18	CC	W	68-54	Miami (Ohio)
Nov. 22	CC	W	93-75	Eastern Kentucky
Nov. 28	CC	W	65-55	Samford
Nov. 30	CC	W	86-68	Louisiana-Monroe
Dec. 2	A	L	46-61	#23 Wisconsin
Dec. 5	CC	W	75-49	San Francisco
Dec. 9	A	L	52-58	Princeton
Dec. 14	A	W	69-67	#17 Cincinnati
Dec. 16	CC	W	75-59	Marquette
Dec. 23	A	W	63-61	Toledo
Dec. 30	N1	W	71-60	Kent State
Jan. 3	A	W	82-71	Fordham (A-10)
Jan. 7	CC	W	81-66	La Salle (A-10)
Jan. 9	CC	L	64-75	Massachusetts (A-10)
Jan. 13	A	W	99-82	Rhode Island (A-10)
Jan. 16	A	W	76-74	George Washington (A-10)
Jan. 20	CC	W	86-73	Saint Joseph's (A-10)
Jan. 27	A	W	81-48	Duquesne (A-10)
Jan. 30	CC	W	82-72	Dayton (A-10)
Feb. 3	CC	W	71-63	G. Washington (OT) (A-10)
Feb. 7	A	L	76-79	24 Saint Joseph's (A-10)
Feb. 10	CC	W	78-71	24 Temple (A-10)
Feb. 14	A	L	49-59	Massachusetts (A-10)
Feb. 17	CC	W	79-65	Rhode Island (A-10)
Feb. 21	CC	W	77-60	St. Bonaventure (A-10)
Feb. 25	A	W	79-55	La Salle (A-10)
Mar. 4	A	L	62-65	25 Dayton (A-10)

ATLANTIC 10 CONFERENCE TOURNAMENT

Mar. 8	N2	L	74-83	George Washington
--------	----	---	-------	-------------------

NCAA TOURNAMENT

Mar. 16	N3	L	71-83	#19 Notre Dame
---------	----	---	-------	----------------

N1 - Gund Arena (Cleveland, Ohio)
 N2 - First Union Spectrum (Philadelphia, Pa.)
 N3 - Kemper Arena (Kansas City, Mo.)

2001-02 (26-6, 14-2 A-10)



David Matta
Head Coach



**ATLANTIC 10 CONFERENCE WEST DIVISION
REGULAR SEASON CHAMPIONS**

ATLANTIC 10 CONFERENCE TOURNAMENT CHAMPIONS

NCAA TOURNAMENT SECOND ROUND

F – David West, Jr., 18.3 ppg. & 9.8 rpg.
 F – Kevin Frey, Sr., 8.5 ppg. & 5.7 rpg.
 F – Dave Young, Jr., 8.0 ppg. & 3.6 rpg.
 G – Romain Sato, So., 16.1 ppg. & 6.6 rpg.
 G – Lionel Chalmers, So., 12.0 ppg. & 3.4 rpg. & 4.2 apg.

XU AP

Nov. 17	CC	W	72-41	Coastal Carolina
Nov. 24	N1	L	60-72	#5 Missouri
Nov. 28	A	W	87-58	Miami (Ohio)
Dec. 1	A	W	87-72	San Francisco
Dec. 5	A	L	66-70	Purdue
Dec. 8	CC	W	108-57	Long Island
Dec. 10	CC	W	57-48	Wisconsin
Dec. 14	CC	L	55-75	Cincinnati
Dec. 20	CC	W	62-56	Kent State
Dec. 22	A	W	72-65	Creighton
Dec. 31	CC	W	68-59	Siena
Jan. 5	A	W	66-59	Dayton (A-10)
Jan. 9	CC	W	88-58	Fordham (A-10)
Jan. 12	CC	W	72-62	Richmond (A-10)
Jan. 17	A	W	71-63	George Washington (A-10)
Jan. 19	A	W	71-67	La Salle (A-10)
Jan. 23	A	W	67-49	Rhode Island (A-10)
Jan. 26	CC	W	75-59	Dayton (A-10)
Jan. 30	CC	W	79-65	Duquesne (A-10)
Feb. 2	A	W	67-64	Richmond (A-10)
Feb. 9	A	L	79-80	St. Bonaventure (A-10)
Feb. 14	CC	W	89-75	George Washington (A-10)
Feb. 16	CC	W	84-77	Saint Joseph's (A-10)
Feb. 20	A	L	56-67	Temple (A-10)
Feb. 24	A	W	80-66	Duquesne (A-10)
Feb. 28	CC	W	68-53	La Salle (A-10)
Mar. 2	CC	W	72-52	Massachusetts (A-10)

YEAR-BY-YEAR SCORES

ATLANTIC 10 CONFERENCE TOURNAMENT

Mar. 7	N2	W	65-59	24	Massachusetts (OT)
Mar. 8	N2	W	66-59	24	Dayton
Mar. 9	N2	W	73-60	24	Richmond

NCAA TOURNAMENT

Mar. 15	N3	W	70-58	22	#25 Hawaii
Mar. 17	N3	L	65-78	22	#3 Oklahoma

N1 - Conesco Fieldhouse (Indianapolis, Ind.)
 N2 - First Union Spectrum (Philadelphia, Pa.)
 N3 - American Airlines Arena (Dallas, Texas)

2002-03 (26-6, 15-1 A-10)



ATLANTIC 10 CONFERENCE WEST DIVISION REGULAR SEASON CHAMPIONS

NCAA TOURNAMENT SECOND ROUND

F – David West, Sr., 20.1 ppg. & 11.8 rpg. & 3.2 apg.
 F – Anthony Myles, Jr., 10.2 ppg. & 6.8 rpg.
 G – Romain Sato, Jr., 18.1 ppg. & 7.1 rpg.
 G – Lionel Chalmers, Jr., 12.0 ppg. & 2.7 rpg.
 G – Dedrick Finn, Fr., 7.6 ppg. & 2.1 rpg. & 4.3 apg.

XU AP

Nov. 18	CC	W	87-48	10	Saint Peter's (NIT)
Nov. 20	A	L	62-63	11	Stanford (NIT)
Nov. 24	CC	W	93-64	11	Florida A&M
Dec. 3	CC	W	74-59	16	Purdue
Dec. 7	A	W	50-44	16	Cincinnati
Dec. 9	CC	W	68-58	16	Miami (Ohio)
Dec. 14	N1	L	61-71	13	#24 Mississippi State
Dec. 20	CC	W	87-58	21	Ball State
Dec. 23	A	W	96-88	21	Siena
Dec. 28	CC	W	84-60	24	Eastern Kentucky
Dec. 31	CC	W	75-73	19	#15 Creighton
Jan. 4	A	L	58-65	19	#1 Alabama
Jan. 7	CC	L	59-67	21	Richmond (A-10)
Jan. 11	CC	W	99-83	21	St. Bonaventure (A-10)
Jan. 14	CC	W	80-47	21	La Salle (A-10)
Jan. 18	A	W	86-73	21	Massachusetts (A-10)
Jan. 21	CC	W	93-58	21	Duquesne (A-10)
Jan. 25	A	W	75-61	21	Fordham (A-10)
Feb. 1	A	W	66-52	21	Richmond (A-10)
Feb. 4	A	W	80-68	20	George Wash. (A-10)
Feb. 8	CC	W	85-77	20	Dayton (A-10)
Feb. 15	CC	W	93-70	18	Rhode Island (A-10)
Feb. 19	A	W	93-71	14	La Salle (A-10)
Feb. 22	A	W	73-72	14	#25 Dayton (A-10)
Feb. 26	A	W	80-78	13	Duquesne (OT) (A-10)
Mar. 1	CC	W	71-70	13	George Wash. (A-10)
Mar. 5	A	W	88-80	11	St. Joseph's (OT) (A-10)
Mar. 8	CC	W	96-65	11	Temple (A-10)

ATLANTIC 10 CONFERENCE TOURNAMENT

Mar. 13	N2	W	78-73	10	George Washington
Mar. 14	N2	L	57-63	10	Temple

NCAA TOURNAMENT

Mar. 21	N3	W	71-59	12	Troy
Mar. 23	N3	L	64-77	12	#17 Maryland

N1 - Madison Square Garden (New York, N.Y.)
 N2 - UD Arena (Dayton, Ohio)
 N3 - Gaylord Entertainment Center (Nashville, Tenn.)

2003-04 (26-11, 10-6 A-10)



ATLANTIC 10 CONFERENCE TOURNAMENT CHAMPIONS NCAA TOURNAMENT ELITE EIGHT

F – Justin Doellman, Fr., 7.3 ppg. & 3.6 rpg.
 F – Justin Cage, Fr., 4.6 ppg. & 3.4 rpg.
 F – Anthony Myles, Sr., 10.6 ppg. & 6.9 rpg.
 G – Lionel Chalmers, Sr., 16.6 ppg. & 3.3 rpg. & 3.2 apg.
 G – Romain Sato, Sr., 16.3 ppg. & 8.0 rpg.
 Note: 6th man Dedrick Finn (So.) led team at 3.4 apg.

XU AP

Nov. 15	CC	W	62-37		Coppin State (BCA Classic)
Nov. 16	CC	W	72-58		Mercer (BCA Classic)
Nov. 17	CC	W	76-66		Oakland (BCA Classic)
Nov. 25	A	L	63-75		Ball State
Nov. 29	N1	L	77-80		Indiana (OT)
Dec. 9	A	W	55-36		Miami (Ohio)
Dec. 13	A	L	70-82		Mississippi State
Dec. 20	CC	W	78-74		LA Lafayette
Dec. 23	A	L	61-68		Iowa State
Dec. 28	CC	W	75-58		Elon
Dec. 30	CC	W	93-76		Morehead State
Jan. 3	CC	W	68-47		Alabama
Jan. 11	A	W	81-67		Rhode Island (A-10)
Jan. 14	A	L	58-71		Duquesne (A-10)
Jan. 17	CC	L	73-81		#6 Saint Joseph's (A-10)
Jan. 21	CC	W	84-45		La Salle (A-10)
Jan. 25	CC	L	44-53		Richmond (A-10)
Jan. 28	A	L	60-81		George Washington (A-10)
Jan. 31	A	L	67-74		Dayton (A-10)
Feb. 3	CC	W	71-69		#10 Cincinnati
Feb. 7	CC	W	74-52		Fordham (A-10)
Feb. 10	A	W	62-51		Richmond (A-10)
Feb. 14	CC	W	64-44		Massachusetts (A-10)
Feb. 18	A	W	78-68		La Salle (A-10)
Feb. 21	CC	W	67-60		Dayton (A-10)
Feb. 25	A	W	65-49		St. Bonaventure (A-10)
Feb. 28	CC	L	68-74		Duquesne (A-10)
Mar. 3	CC	W	83-66		George Washington (A-10)
Mar. 6	A	W	70-69		Temple (A-10)

ATLANTIC 10 CONFERENCE TOURNAMENT

Mar. 10	N2	W	90-64		St. Bonaventure
Mar. 11	N2	W	87-67		#1 Saint Joseph's
Mar. 12	N2	W	70-47		George Washington
Mar. 13	A	W	58-49		Dayton

NCAA TOURNAMENT

Mar. 19	N3	W	80-70		Louisville
Mar. 21	N3	W	89-74		#8 Mississippi St.
Mar. 26	N4	W	79-71		#12 Texas
Mar. 28	N4	L	63-66		#6 Duke

N1 - Conesco Fieldhouse (Indianapolis, Ind.)
 N2 - UD Arena (Dayton, Ohio)
 N3 - TD Waterhouse Centre (Orlando, Fla.)
 N4 - Georgia Dome (Atlanta, Ga.)

2004-05 (17-12, 10-6 A-10)



Sean Miller
Head Coach



F – Justin Cage, So., 11.1 ppg. & 5.6 rpg.
 F – Justin Doellman, So., 10.9 ppg. & 6.0 rpg.
 C – Brian Thornton, Jr., 10.7 ppg. & 5.8 rpg.
 G – Stanley Burrell, Fr., 12.7 ppg. & 3.2 rpg.
 G – Dedrick Finn, Jr., 8.1 ppg. & 2.2 rpg. & 4.2 apg.

XU AP

Nov. 19	CC	W	69-58		Oakland
Nov. 22	CC	L	54-66		Miami (Ohio)
Nov. 27	A	W	83-70		La Salle (A-10) (OT)
Nov. 30	CC	L	72-73		Creighton
Dec. 11	A	L	69-71		Tennessee
Dec. 18	CC	L	74-80		#20 Mississippi State
Dec. 21	CC	W	69-63		Lehigh
Dec. 28	CC	W	80-74		IPFW
Dec. 30	CC	W	69-46		Marshall
Jan. 3	CC	W	72-59		Iowa State
Jan. 8	A	L	86-90		Mass. (A-10) (3OT)
Jan. 12	CC	W	73-52		Duquesne (A-10)
Jan. 16	A	L	74-76		Fordham (A-10)
Jan. 19	CC	W	81-57		Richmond (A-10)
Jan. 22	CC	L	54-69		Temple (A-10)
Jan. 25	A	W	66-65		George Washington (A-10)
Jan. 29	A	L	59-67		Saint Joseph's (A-10)
Feb. 2	CC	W	62-50		La Salle (A-10)
Feb. 5	CC	W	77-63		Rhode Island (A-10)
Feb. 10	A	L	54-65		#21 Cincinnati
Feb. 13	A	W	83-72		Duquesne (A-10)
Feb. 16	CC	W	67-54		St. Bonaventure (A-10)
Feb. 19	A	L	55-59		Dayton (A-10)
Feb. 23	CC	W	81-62		George Washington (A-10)
Feb. 27	A	L	52-53		La Salle (A-10) (OT)
Mar. 2	A	W	73-64		Richmond (A-10)
Mar. 5	CC	W	74-65		Dayton (A-10)

ATLANTIC 10 CONFERENCE TOURNAMENT

Mar. 10	N1	W	83-70		La Salle
Mar. 11	N1	L	68-73		Saint Joseph's

N1 - U.S. Bank Arena (Cincinnati, Ohio)

2005-06 (21-11, 8-8 A-10)



ATLANTIC 10 CONFERENCE TOURNAMENT CHAMPIONS NCAA TOURNAMENT

F – Josh Duncan, So., 9.1 ppg. & 4.2 rpg.
 F – Justin Cage, Jr., 10.5 ppg. & 5.4 rpg.
 C – Justin Doellman, Jr., 11.0 ppg. & 6.7 rpg.
 G – Stanley Burrell, So., 14.4 ppg. & 2.9 rpg. & 3.3 apg.
 G – Johnny Wolf, Fr., 3.7 ppg. & 1.5 rpg. & 2.0 apg.
 *C – Brian Thornton, Sr., 15.3 ppg. & 6.8 rpg.

* Started the first 21 games before suffering a season-ending injury on Feb. 11 vs. La Salle.
 Note: 6th man Dedrick Finn (Sr.) led the team at 4.0 apg., although he did not play in any of the final eight games.

XU AP

Nov. 19	CC	W	80-35		Eastern Illinois
Nov. 26	N1	W	74-55		Purdue
Nov. 29	CC	W	81-56		Coppin State
Dec. 3	N2	L	62-65		#12 Illinois
Dec. 7	CC	W	79-51		Florida A&M
Dec. 11	A	W	75-65		Miami (Ohio)
Dec. 18	A	L	59-61		Creighton
Dec. 22	CC	W	78-54		Troy
Dec. 29	CC	W	73-56		Southern
Jan. 4	A	W	62-58		Saint Joseph's (A-10)
Jan. 7	CC	W	99-71		St. Bonaventure (A-10)
Jan. 9	CC	W	82-63		Eastern Kentucky
Jan. 14	A	W	78-65		Charlotte (A-10)
Jan. 19	CC	W	73-71		Cincinnati (OT)
Jan. 22	CC	L	54-59		Saint Louis (A-10)
Jan. 25	A	L	79-81		Temple (A-10)
Jan. 28	CC	W	60-55		Dayton (A-10)
Feb. 2	CC	L	85-89		#10 George Wash. (A-10)
Feb. 5	A	L	47-61		Saint Louis (A-10)
Feb. 8	A	W	63-51		Richmond (A-10)
Feb. 11	CC	L	70-79		La Salle (A-10)
Feb. 15	CC	W	84-64		Fordham (A-10)
Feb. 18	CC	W	91-70		Duquesne (A-10)
Feb. 21	A	L	62-66		Dayton (A-10)
Feb. 25	A	W	85-76		Rhode Island (A-10)
Feb. 28	CC	L	58-68		Saint Joseph's (A-10)
Mar. 4	A	L	56-65		Massachusetts (A-10)

ATLANTIC 10 CONFERENCE TOURNAMENT

Mar. 8	N3	W	75-66		Massachusetts
Mar. 9	N3	W	59-55		Charlotte
Mar. 10	N3	W	70-59		Fordham
Mar. 11	N3	W	62-61		Saint Joseph's

NCAA TOURNAMENT

Mar. 16	N4	L	75-79		Gonzaga
---------	----	---	-------	--	---------

N1 - Wooden Tradition at Conesco Fieldhouse (Indianapolis, Ind.)
 N2 - United Center (Chicago, Ill.)
 N3 - U.S. Bank Arena (Cincinnati, Ohio)
 N4 - Jon M. Huntsman Center (Salt Lake City, Utah)

YEAR-BY-YEAR SCORES

2006-07 (25-9, 13-3 A-10)



**ATLANTIC 10 CONFERENCE
REGULAR SEASON CO-CHAMPIONS
NCAA TOURNAMENT SECOND ROUND**

F - Justin Doellman, Sr., 13.7 ppg. & 5.5 rpg.
F - Justin Cage, Sr., 10.5 ppg. & 5.4 rpg.
F - Brandon Cole, Sr., 5.8 ppg. & 4.7 rpg.
G - Stanley Burrell, Jr., 12.4 ppg. & 2.0 rpg. & 2.4 apg.
G - Drew Lavender, Jr., 11.2 ppg. & 2.4 rpg. & 4.8 apg.
*F - Josh Duncan, Jr., 9.3 ppg. & 3.4 rpg.

Note: Duncan started the first 20 games

XU AP			
Nov. 11	CC	W	79-46
Nov. 17	N1	W	70-67
Nov. 19	N1	W	71-66
Nov. 20	N1	L	56-63
Nov. 25	CC	W	86-68
Nov. 29	CC	W	68-53
Dec. 2	CC	W	95-61
Dec. 5	CC	W	88-55
Dec. 9	A	L	67-73
Dec. 13	A	L	57-67
Dec. 16	CC	W	76-58
Dec. 20	CC	L	67-68
Dec. 29	N2	W	65-59
Jan. 3	N2	W	76-66
Jan. 6	CC	W	76-68
Jan. 11	A	W	71-56
Jan. 13	A	L	65-76
Jan. 18	CC	W	83-77
Jan. 21	A	L	74-82
Jan. 24	A	W	92-66
Jan. 27	CC	W	83-67
Jan. 31	A	L	91-93
Feb. 3	CC	W	91-57
Feb. 7	CC	W	76-57
Feb. 10	A	W	87-58
Feb. 17	CC	W	71-50
Feb. 21	CC	W	98-72
Feb. 24	A	W	75-67
Feb. 28	CC	W	72-62
Mar. 3	A	W	76-65

ATLANTIC 10 CONFERENCE TOURNAMENT

Mar. 8	N3	W	72-51
Mar. 9	N3	L	71-79

NCAA TOURNAMENT

Mar. 15	N4	W	79-77
Mar. 17	N4	L	71-78

N1 - U.S. Virgin Islands Paradise Jam (St. Thomas, V.I.)
N2 - U.S. Bank Arena (Cincinnati, Ohio)
N3 - Boardwalk Hall (Atlantic City, N.J.)
N4 - Rupp Arena (Lexington, Ky.)

2007-08 (30-7, 14-2 A-10)



**ATLANTIC 10 CONFERENCE
REGULAR SEASON CHAMPIONS
NCAA TOURNAMENT ELITE EIGHT**

F - Josh Duncan, Sr., 12.4 ppg. & 4.7 rpg.
F - Derrick Brown, So., 10.9 ppg. & 6.5 rpg.
G - Drew Lavender, Sr., 10.8 ppg. & 2.7 rpg. & 4.5 apg.
F - C.J. Anderson, Jr., 10.7 ppg. & 5.9 rpg.
G - Stanley Burrell, Sr., 9.7 ppg. & 2.2 rpg. & 3.8 apg.
*C - Jason Love, So., 6.0 ppg. & 5.5 rpg.

Note: Love started 21 out of the last 26 games

XU AP			
Nov. 10	CC	W	90-59
Nov. 13	A	L	57-59
Nov. 20	CC	W	98-49
Nov. 23	N1	W	78-65
Nov. 24	N1	W	80-65
Nov. 28	CC	W	93-68
Dec. 1	CC	W	90-49
Dec. 5	CC	W	79-66
Dec. 12	CC	W	64-59
Dec. 15	A	L	55-77
Dec. 22	CC	L	75-82
Dec. 28	CC	W	65-33
Dec. 31	N2	W	103-77
Jan. 3	CC	W	108-70
Jan. 6	A	W	80-57
Jan. 9	CC	W	83-68
Jan. 12	CC	W	68-50
Jan. 16	A	L	59-78
Jan. 19	A	W	74-66
Jan. 24	CC	W	69-43
Jan. 27	A	W	77-65
Feb. 2	CC	W	75-62
Feb. 7	A	W	70-68
Feb. 10	CC	W	76-72
Feb. 13	A	W	62-60
Feb. 18	A	W	81-77
Feb. 21	CC	W	75-48
Feb. 24	A	W	57-51
Mar. 1	CC	W	66-56
Mar. 6	A	L	66-71
Mar. 8	CC	W	86-61

ATLANTIC 10 CONFERENCE TOURNAMENT

Mar. 13	N3	W	74-65
Mar. 14	N3	L	53-61

NCAA TOURNAMENT

Mar. 20	N4	W	73-61
Mar. 22	N4	W	85-78
Mar. 27	N5	W	79-75
Mar. 29	N5	L	57-76

N1 - Sears Centre (Hoffman Estates, Ill.)
N2 - U.S. Bank Arena (Cincinnati, Ohio)
N3 - Boardwalk Hall (Atlantic City, N.J.)
N4 - Verizon Center (Washington D.C.)
N5 - U.S. Airways Center (Phoenix, Ariz.)

2008-09 (27-8, 12-4 A-10)



**ATLANTIC 10 CONFERENCE
REGULAR SEASON CHAMPIONS
NCAA TOURNAMENT SWEET 16**

F - Derrick Brown, Jr., 13.7 ppg. & 6.1 rpg.
F - C. J. Anderson, Sr., 9.9 ppg. & 5.5 rpg.
C - Jason Love, Jr., 6.7 ppg. & 5.9 rpg.
G - B.J. Raymond, Sr., 14.1 ppg. & 4.1 rpg.
G - Dante Jackson, So., 6.6 ppg. & 3.5 rpg. & 2.7 apg.

XU AP			
Nov. 14	CC	W	71-43
Nov. 17	CC	W	81-65
Nov. 20	N1	W	75-71
Nov. 21	N1	W	63-62
Nov. 23	N1	W	63-58
Nov. 29	CC	W	60-53
Dec. 3	CC	W	81-74
Dec. 10	CC	W	78-56
Dec. 13	A	W	76-66
Dec. 20	N2	L	64-82
Dec. 23	CC	L	65-74
Dec. 31	CC	W	78-57
Jan. 3	A	W	84-70
Jan. 8	CC	W	70-44
Jan. 11	A	W	86-60
Jan. 15	A	W	67-65
Jan. 18	CC	W	73-53
Jan. 21	A	W	84-64
Jan. 24	A	W	80-70
Jan. 28	CC	W	69-47
Jan. 31	CC	W	82-80
Feb. 5	CC	W	83-74
Feb. 7	A	L	68-72
Feb. 11	A	L	58-71
Feb. 14	CC	W	88-53
Feb. 19	A	L	60-65
Feb. 22	CC	W	71-53
Feb. 26	A	W	68-54
Mar. 5	CC	W	76-59
Mar. 7	A	L	75-80

ATLANTIC 10 CONFERENCE TOURNAMENT

Mar. 12	N3	W	66-47
Mar. 13	N3	L	53-55

NCAA TOURNAMENT

Mar. 20	N4	W	77-59
Mar. 22	N4	W	60-49
Mar. 26	N5	L	55-60

N1 - Coliseo de Puerto Rico (San Juan, P.R.)
N2 - Izod Center (East Rutherford, N.J.)
N3 - Boardwalk Hall (Atlantic City, N.J.)
N4 - Taco Bell Arena (Boise, Idaho)
N5 - TD Banknorth Garden (Boston, Mass.)

2009-10 (26-9, 14-2 A-10)



Chris Mack
Head Coach



**ATLANTIC 10 CONFERENCE
REGULAR SEASON CO-CHAMPIONS
NCAA TOURNAMENT SWEET 16**

F - Dante Jackson, Jr., 6.5 ppg. & 3.2 rpg. & 2.2 apg.
F - Jamel McLean, Jr., 8.5 ppg. & 7.5 rpg.
C - Jason Love, Sr., 11.8 ppg. & 8.7 rpg.
G - Tu Holloway, So., 12.1 ppg. & 2.4 rpg. & 3.9 apg.
G - Jordan Crawford, So., 20.5 ppg. & 4.7 rpg. & 2.9 apg.

XU AP			
Nov. 13	CC	W	83-57
Nov. 17	CC	W	101-57
Nov. 21	CC	W	105-65
Nov. 26	N1	L	61-71
Nov. 27	N1	W	80-67
Nov. 29	N1	L	64-69
Dec. 4	CC	W	77-61
Dec. 8	A	L	56-71
Dec. 13	CC	W	83-79
Dec. 19	A	L	68-69
Dec. 23	CC	W	70-67
Dec. 29	CC	W	89-65
Jan. 3	A	L	92-96
Jan. 7	A	W	68-62
Jan. 10	A	W	76-69
Jan. 13	CC	W	86-74
Jan. 16	CC	W	78-74
Jan. 20	A	L	72-77
Jan. 23	CC	W	72-61
Jan. 28	CC	W	86-50
Jan. 31	CC	W	108-60
Feb. 3	A	W	87-79
Feb. 6	A	L	65-90
Feb. 13	A	W	76-64
Feb. 17	CC	W	88-52
Feb. 20	A	W	81-67
Feb. 24	A	W	73-71
Feb. 28	CC	W	78-76
Mar. 3	A	W	82-56
Mar. 6	CC	W	93-72

ATLANTIC 10 CONFERENCE TOURNAMENT

Mar. 12	N2	W	78-73
Mar. 13	N2	L	85-89

NCAA TOURNAMENT

Mar. 19	N3	W	65-54
Mar. 21	N3	W	71-68
Mar. 25	N4	L	96-101

N1 - The Milk House (Lake Buena Vista, Fla.)
N2 - Boardwalk Hall (Atlantic City, N.J.)
N3 - Bradley Center (Milwaukee, Wisc.)
N4 - EnergySolutions Arena (Salt Lake City, Utah)

YEAR-BY-YEAR SCORES

2010-11 (24-8, 15-1 A-10)



**ATLANTIC 10 CONFERENCE
REGULAR SEASON CHAMPIONS
NCAA TOURNAMENT SECOND ROUND**

- F – Jamel McLean, Sr., 10.6 ppg. & 8.4 rpg.
- C – Kenny Frease, Jr., 11.7 ppg. & 7.1 rpg.
- G – Mark Lyons, So., 13.6 ppg. & 3.1 rpg. & 3.1 apg.
- G – Dante Jackson, Sr., 7.9 ppg. & 3.1 rpg. & 2.0 apg.
- G – Tu Holloway, Jr., 19.7 ppg. & 5.0 rpg. & 5.4 apg.

XU AP

Nov. 12	CC	W	68-65	Western Michigan
Nov. 16	CC	W	76-66	IPFW (OT)
Nov. 19	N1	W	86-73	Iowa
Nov. 21	N1	W	57-52	Seton Hall
Nov. 22	N1	L	58-67	Old Dominion
Nov. 27	CC	W	94-90	Wofford (3OT)
Dec. 1	A	L	64-75	Miami (Ohio)
Dec. 9	CC	W	51-49	Butler
Dec. 18	CC	W	83-75	Wake Forest
Dec. 22	A	L	54-64	Gonzaga
Dec. 28	CC	W	88-64	Albany
Dec. 31	CC	L	67-71	Florida
Jan. 6	A	L	46-66	#24 Cincinnati
Jan. 9	A	W	72-45	Rhode Island (A-10)
Jan. 12	CC	W	79-50	Massachusetts (A-10)
Jan. 15	CC	W	81-76	Dayton (A-10)
Jan. 19	A	W	79-65	St. Bonaventure (A-10)
Jan. 22	CC	W	88-77	Temple (A-10)
Jan. 26	CC	W	81-74	George Washington (A-10)
Jan. 29	A	W	85-62	Richmond (A-10)
Feb. 2	A	L	62-66	Charlotte (A-10)
Feb. 5	CC	W	76-68	Saint Louis (A-10)
Feb. 8	A	W	65-57	Georgia
Feb. 13	A	W	71-63	Duquesne (A-10)
Feb. 16	A	W	74-54	24 Saint Joseph's (A-10)
Feb. 19	CC	W	79-72	24 Fordham (A-10)
Feb. 22	CC	W	100-62	25 La Salle (A-10)
Feb. 27	A	W	66-62	25 Dayton (A-10)
Mar. 2	CC	W	68-48	23 Charlotte (A-10)
Mar. 5	A	W	66-55	23 Saint Louis (A-10)

ATLANTIC 10 CONFERENCE TOURNAMENT

Mar. 11	N2	L	67-68	18 Dayton
---------	----	---	-------	-----------

NCAA TOURNAMENT

Mar. 18	N3	L	55-66	20 Marquette
---------	----	---	-------	--------------

N1 – UVI Sport and Fitness Center (St. Thomas, U.S. Virgin Islands)
 N2 – Boardwalk Hall (Atlantic City, N.J.)
 N3 – Quicken Loans Arena (Cleveland, Ohio)

2011-12 (23-13, 10-6 A-10)



NCAA TOURNAMENT SWEET 16

- F – Dezmine Wells, Fr., 9.8 ppg. & 4.9 rpg.
- F – Andre Walker, Gr., 5.3 ppg. & 5.8 rpg.
- C – Kenny Frease, Sr., 10.2 ppg. & 6.1 rpg.
- G – Mark Lyons, Jr., 15.1 ppg. & 2.8 apg.
- G – Tu Holloway, Sr., 17.5 ppg. & 4.9 apg.

XU AP

Nov. 11	CC	W	74-63	14 Morgan State
Nov. 15	CC	W	86-63	13 IPFW
Nov. 18	CC	W	66-60	13 Miami (Ohio)
Nov. 25	CC	W	70-56	12 Georgia
Nov. 28	A	W	82-70	11 #20 Vanderbilt (OT)
Dec. 3	CC	W	66-63	11 Purdue
Dec. 7	A	W	73-61	8 Butler
Dec. 10	CC	W	76-53	8 Cincinnati
Dec. 18	CC	L	42-64	8 Oral Roberts
Dec. 22	N1	L	59-68	14 Long Beach State
Dec. 23	N1	L	82-84	14 Hawaii (OT)
Dec. 25	N1	W	87-77	14 Southern Illinois
Dec. 31	CC	L	65-72	Gonzaga
Jan. 4	A	L	70-80	La Salle (A-10)
Jan. 7	A	W	67-59	Fordham (A-10)
Jan. 11	CC	W	78-50	Duquesne (A-10)
Jan. 14	CC	W	77-64	St. Bonaventure (A-10)
Jan. 18	CC	W	68-55	Saint Joseph's (A-10)
Jan. 21	A	L	72-87	Dayton (A-10)
Jan. 25	CC	L	68-73	Saint Louis (A-10)
Jan. 28	A	W	74-70	Charlotte (A-10)
Feb. 1	A	W	59-58	George Washington (A-10)
Feb. 4	A	L	68-72	Memphis
Feb. 8	CC	W	84-66	Rhode Island (A-10)
Feb. 11	A	L	72-85	Temple (A-10)
Feb. 18	CC	W	86-83	Dayton (A-10) (OT)
Feb. 21	A	L	73-80	Massachusetts (A-10)
Feb. 25	CC	W	65-57	Richmond (A-10)
Feb. 28	A	L	59-70	Saint Louis (A-10)
Mar. 3	CC	W	72-63	Charlotte (A-10)

ATLANTIC 10 CONFERENCE TOURNAMENT

Mar. 9	N2	W	70-69	Dayton
Mar. 10	N2	W	71-64	Saint Louis
Mar. 11	N2	L	56-67	18 St. Bonaventure

NCAA TOURNAMENT

Mar. 16	N3	W	67-63	Notre Dame
Mar. 18	N3	W	70-58	Lehigh
Mar. 23	N4	L	70-75	#9 Baylor

N1 – Stan Sheriff Center (Honolulu, Hawaii)
 N2 – Boardwalk Hall (Atlantic City, N.J.)
 N3 – Greensboro Coliseum (Greensboro, N.C.)
 N4 – Georgia Dome (Atlanta, Ga.)

2012-13 (17-14, 9-7 A-10)



- F – Travis Taylor, Sr., 11.9 ppg. & 9.0 rpg.
- F – Justin Martin, So., 7.9 ppg. & 4.7 rpg.
- F – Jeff Robinson, Sr., 6.8 ppg. & 4.8 rpg.
- G – Semaj Christon, Fr., 15.2 ppg. & 2.9 rpg. & 4.6 apg.
- G – Dee Davis, So., 8.2 ppg. & 1.7 rpg. & 3.4 apg.

XU AP

Nov. 9	CC	W	117-75	Farleigh Dickinson
Nov. 13	CC	W	62-47	Butler
Nov. 17	CC	W	61-59	Robert Morris
Nov. 22	N1	L	67-70	Pacific
Nov. 23	N1	W	69-65	Drexel
Nov. 25	N1	W	74-70	Drake
Dec. 1	A	W	63-57	Purdue
Dec. 6	CC	L	64-66	Vanderbilt (OT)
Dec. 9	CC	W	62-55	Kent State
Dec. 19	N2	L	45-60	#11 Cincinnati
Dec. 22	CC	L	55-56	Wofford
Dec. 29	A	L	47-51	Tennessee
Jan. 2	A	L	59-66	Wake Forest
Jan. 10	CC	W	57-52	Temple (A-10)
Jan. 12	CC	W	71-56	George Washington (A-10)
Jan. 16	A	W	66-64	St. Bonaventure (A-10)
Jan. 19	CC	W	70-63	La Salle (A-10)
Jan. 23	A	L	57-63	Charlotte (A-10)
Jan. 26	A	L	49-59	Saint Joseph's (A-10)
Jan. 30	CC	W	66-61	Dayton (A-10)
Feb. 2	A	L	71-73	Richmond (A-10)
Feb. 9	A	W	73-65	Duquesne (A-10)
Feb. 13	CC	W	79-66	Fordham (A-10)
Feb. 16	A	L	59-70	Dayton (A-10)
Feb. 20	A	W	55-42	Rhode Island (A-10)
Feb. 23	CC	L	71-75	#24 VCU (A-10)
Feb. 26	CC	W	64-62	#19 Memphis
Mar. 2	CC	L	72-77	Massachusetts (A-10)
Mar. 6	CC	W	77-66	#16 Saint Louis (A-10) (OT)
Mar. 9	A	L	62-67	Butler (A-10)

ATLANTIC 10 CONFERENCE TOURNAMENT

Mar. 14	N3	L	57-58	Saint Joseph's
---------	----	---	-------	----------------

N1 – Anaheim Convention Center (Anaheim, Calif.)
 N2 – U.S. Bank Arena (Cincinnati, Ohio)
 N3 – Barclays Center (Brooklyn, N.Y.)

2013-14 (21-13, 10-8 BIG EAST)



NCAA TOURNAMENT

- F – Justin Martin, Jr., 11.7 ppg. & 5.2 rpg.
- F – Isaiah Philmore, Sr., 9.3 ppg. & 5.0 rpg.
- C – Matt Stainbrook, Jr., 10.6 ppg. & 7.4 rpg. & 2.2 apg.
- G – Semaj Christon, So., 17.0 ppg. & 2.7 rpg. & 4.2 apg.
- G – Dee Davis, Jr., 7.7 ppg. & 1.8 rpg. & 4.7 apg.

XU AP

Nov. 8	CC	W	83-59	Gardner-Webb
Nov. 12	CC	W	67-63	Tennessee
Nov. 15	CC	W	79-56	Morehead St.
Nov. 20	CC	W	77-51	Miami (OH)
Nov. 25	CC	W	93-65	Abilene Christian
Nov. 28	N1	L	74-77	#23 Iowa (OT)
Nov. 29	N1	L	49-64	Tennessee
Nov. 30	N1	L	78-84	USC
Dec. 7	CC	W	85-73	Bowling Green (OT)
Dec. 10	CC	W	63-60	Evansville
Dec. 14	N2	W	64-47	Cincinnati
Dec. 21	A	W	77-74	Alabama
Dec. 28	CC	W	68-53	Wake Forest
Dec. 31	CC	W	70-60	St. John's (BIG EAST)
Jan. 4	CC	W	79-68	Butler (BIG EAST)
Jan. 9	CC	W	86-79	Marquette (BIG EAST)
Jan. 12	A	L	89-95	Creighton (BIG EAST)
Jan. 15	CC	W	80-67	Georgetown (BIG EAST)
Jan. 20	A	W	84-74	DePaul (BIG EAST)
Jan. 25	A	L	72-81	Providence (BIG EAST)
Feb. 1	CC	L	60-68	Seton Hall (BIG EAST)
Feb. 3	A	L	58-81	#6 Villanova (BIG EAST)
Feb. 8	CC	W	59-53	Providence (BIG EAST)
Feb. 11	A	W	64-50	Butler (BIG EAST)
Feb. 15	A	L	72-81	Marquette (BIG EAST)
Feb. 19	CC	W	83-64	DePaul (BIG EAST)
Feb. 22	A	L	52-74	Georgetown (BIG EAST)
Feb. 25	A	W	65-53	St. John's (BIG EAST)
Mar. 1	CC	W	75-69	#9 Creighton (BIG EAST)
Mar. 3	A	L	62-71	Seton Hall (BIG EAST)
Mar. 6	CC	L	70-77	#6 Villanova (BIG EAST)

BIG EAST CONFERENCE TOURNAMENT

Mar. 13	N3	W	68-65	Marquette
Mar. 14	N3	L	78-86	#14 Creighton

NCAA TOURNAMENT

Mar. 18	N4	L	59-74	North Carolina State
---------	----	---	-------	----------------------

N1 – Imperial Arena (Paradise Island, Bahamas)
 N2 – U.S. Bank Arena (Cincinnati, Ohio)
 N3 – Madison Square Garden (New York, N.Y.)
 N4 – University of Dayton Arena (Dayton, Ohio)

YEAR-BY-YEAR SCORES

2014-15 (23-14, 9-9 BIG EAST)



NCAA TOURNAMENT

F – James Farr, Jr., 4.2 ppg. & 5.3 rpg.
 C – Matt Stainbrook, Sr., 12.3 ppg. & 6.9 rpg. & 2.4 apg.
 G – Remy Abell, Jr., 8.4 ppg. & 2.0 rpg.
 G – Trevon Bluiett, Fr., 11.0 ppg. & 4.2 rpg.
 G – Dee Davis, Sr., 9.0 ppg. & 2.4 rpg. & 6.0 apg.

XU AP			
Nov. 14	CC	W	93-60 Northern Arizona
Nov. 18	CC	W	97-74 Long Beach State
Nov. 21	CC	W	81-63 Stephen F. Austin
Nov. 24	CC	W	89-62 Murray State
Nov. 27	N1	W	82-71 San Diego
Nov. 28	N1	L	73-77 UTEP
Nov. 30	N2	L	70-73 Long Beach State
Dec. 6	CC	W	97-84 Alabama
Dec. 9	CC	W	66-43 IUPUI
Dec. 13	A	W	74-58 Missouri
Dec. 20	A	L	88-89 Auburn (2OT)
Dec. 28	CC	W	71-57 Florida Gulf Coast
Dec. 31	CC	W	70-53 #25 Georgetown (BIG EAST)
Jan. 3	A	L	68-71 DePaul (BIG EAST)
Jan. 7	CC	W	69-58 #19 Seton Hall (BIG EAST)
Jan. 10	A	L	76-88 Butler (BIG EAST)
Jan. 14	A	L	75-88 #5 Villanova (BIG EAST)
Jan. 17	CC	W	62-58 Marquette (BIG EAST)
Jan. 22	A	L	66-69 Providence (BIG EAST) (OT)
Jan. 24	CC	W	89-76 DePaul (BIG EAST)
Jan. 27	A	W	66-53 #21 Georgetown (BIG EAST)
Jan. 31	A	L	82-90 Seton Hall (BIG EAST)
Feb. 4	CC	L	72-79 Creighton (BIG EAST) (OT)
Feb. 7	CC	W	78-69 Providence (BIG EAST)
Feb. 10	A	W	64-44 Marquette (BIG EAST)
Feb. 14	CC	L	70-78 St. John's (BIG EAST)
Feb. 18	A	W	59-57 Cincinnati
Feb. 21	CC	W	73-56 #19 Butler (BIG EAST)
Feb. 23	A	L	57-58 St. John's (BIG EAST)
Feb. 28	CC	L	66-78 #6 Villanova (BIG EAST)
Mar. 7	A	W	74-73 Creighton (BIG EAST)

BIG EAST CONFERENCE TOURNAMENT

Mar. 12	N3	W	67-61 #22 Butler (OT)
Mar. 13	N3	W	65-63 #23 Georgetown
Mar. 14	N3	L	52-69 #4 Villanova

NCAA TOURNAMENT

Mar. 19	N4	W	76-57 Ole Miss
Mar. 21	N4	W	75-67 Georgia State
Mar. 26	N5	L	60-68 #5 Arizona

N1 – Titan Gym (Fullerton, Calif.)
 N2 – Honda Center (Anaheim, Calif.)
 N3 – Madison Square Garden (New York, N.Y.)
 N4 – Veterans Memorial Arena (Jacksonville, Fla.)
 N5 – Staples Center (Los Angeles, Calif.)

2015-16 (28-6, 14-4 BIG EAST)



NCAA TOURNAMENT SECOND ROUND

F – Trevon Bluiett, So., 15.1 ppg. & 6.1 rpg.
 F – Jalen Reynolds, Jr., 9.6 ppg. & 6.5 rpg.
 G – Myles Davis, Jr., 10.8 ppg. & 4.1 apg.
 G – Edmond Sumner, Fr., 11.0 ppg. & 3.6 apg.
 G – Remy Abell, Sr., 6.4 ppg. & 1.5 apg.

XU AP			
Nov. 13	CC	W	81-72 Miami (Ohio)
Nov. 17	CC	W	78-66 Missouri
Nov. 20	A	W	86-70 #24 Michigan
Nov. 23	CC	W	78-66 23 Northern Kentucky
Nov. 26	N1	W	64-45 23 Alabama
Nov. 27	N1	W	87-77 23 USC
Nov. 29	N1	W	90-61 23 Dayton
Dec. 5	CC	W	95-64 12 Western Kentucky
Dec. 8	CC	W	90-55 12 Wright State
Dec. 12	CC	W	65-55 12 #23 Cincinnati
Dec. 19	CC	W	85-61 10 Auburn
Dec. 22	A	W	78-70 6 Wake Forest
Dec. 31	A	L	64-95 6 #16 Villanova (BIG EAST)
Jan. 2	CC	W	88-69 6 #9 Butler (BIG EAST)
Jan. 6	A	W	74-66 10 St. John's (BIG EAST)
Jan. 12	CC	W	84-64 7 DePaul (BIG EAST)
Jan. 16	A	W	74-66 7 Marquette (BIG EAST)
Jan. 19	CC	L	72-81 5 Georgetown (BIG EAST)
Jan. 23	CC	W	84-76 5 Seton Hall (BIG EAST)
Jan. 26	A	W	75-68 7 #10 Providence (BIG EAST)
Jan. 30	A	W	86-65 7 DePaul (BIG EAST)
Jan. 3	CC	W	90-83 6 St. John's (BIG EAST)
Feb. 6	CC	W	90-82 6 Marquette (BIG EAST)
Feb. 9	A	L	56-70 5 Creighton (BIG EAST)
Feb. 13	A	W	74-57 5 Butler (BIG EAST)
Feb. 17	CC	W	85-74 8 #23 Providence (BIG EAST)
Feb. 20	A	W	88-70 8 Georgetown (BIG EAST)
Feb. 24	CC	W	90-83 5 #1 Villanova (BIG EAST)
Feb. 28	A	L	81-90 5 Seton Hall (BIG EAST)
Mar. 5	CC	W	98-93 5 Creighton (BIG EAST)

BIG EAST CONFERENCE TOURNAMENT

Mar. 10	N2	W	90-72 5 Marquette
Mar. 11	N2	L	83-87 5 Seton Hall

NCAA TOURNAMENT

Mar. 18	N3	W	71-53 9 Weber State
Mar. 20	N3	L	63-66 9 Wisconsin
N1	HP Fieldhouse (Buena Vista, Fla.)		
N2	Madison Square Garden (New York, N.Y.)		
N3	Scottrade Center (St. Louis, Mo.)		

2016-17 (24-14, 9-9 BIG EAST)



NCAA TOURNAMENT ELITE EIGHT

F – RaShid Gaston, Sr., 7.4 ppg. & 5.9 rpg.
 G – Trevon Bluiett, Jr., 18.5 ppg., & 5.7 rpg. & 2.1 apg
 G – J.P. Macura, Jr., 14.4 ppg. & 4.4 rpg. & 2.9 apg
 G – Quentin Goodin, Fr., 5.1 ppg. & 2.0 rpg. & 3.4 apg.
 G – Malcolm Bernard, Sr., 6.6 ppg. & 4.1 rpg.
 *Edmond Sumner, So., 15.0 ppg. & 4.3 rpg. & 5.0 apg.
 **Tyrique Jones, Fr., 4.2 ppg. & 3.1 rpg.

*Started 20 of first 21 games; injured at St. John's on Jan. 29

**Started 13 of the last 18 games

XU AP			
Nov. 11	CC	W	84-81 7 Lehigh
Nov. 14	CC	W	86-53 11 Buffalo
Nov. 17	N1	W	83-82 11 Missouri (OT)
Nov. 18	N1	W	83-77 11 Clemson
Nov. 20	N1	W	67-59 11 Northern Iowa
Nov. 26	CC	W	64-42 9 Northern Iowa
Nov. 29	CC	W	85-55 7 North Dakota State
Dec. 3	A	L	61-76 7 #9 Baylor
Dec. 7	A	L	66-68 13 Colorado
Dec. 10	CC	W	77-69 13 Utah
Dec. 17	CC	W	69-65 17 Wake Forest
Dec. 20	CC	W	85-56 17 Eastern Washington
Dec. 28	CC	W	82-56 17 Providence (BIG EAST)
Dec. 31	A	W	81-76 17 Georgetown (BIG EAST)
Jan. 7	CC	W	97-82 16 St. John's (BIG EAST)
Jan. 10	A	L	54-79 15 #3 Villanova (BIG EAST)
Jan. 14	A	L	78-83 15 #12 Butler (BIG EAST)
Jan. 16	CC	L	67-72 22 #7 Creighton (BIG EAST)
Jan. 22	CC	W	86-75 22 Georgetown (BIG EAST)
Jan. 26	A	L	78-86 24 #19 Cincinnati
Jan. 29	A	W	82-77 24 St. John's (BIG EAST)
Feb. 1	CC	W	72-70 Seton Hall (BIG EAST)
Feb. 4	A	W	82-80 #22 Creighton (BIG EAST)
Feb. 8	CC	W	72-61 24 DePaul (BIG EAST)
Feb. 11	CC	L	57-73 24 #2 Villanova (BIG EAST)
Feb. 15	A	L	63-75 Providence (BIG EAST)
Feb. 18	A	L	61-83 Marquette (BIG EAST)
Feb. 22	A	L	64-71 Seton Hall (BIG EAST)
Feb. 26	CC	L	79-88 #22 Butler (BIG EAST)
Mar. 1	CC	L	84-95 Marquette (BIG EAST)
Mar. 4	A	W	79-65 DePaul (BIG EAST)

BIG EAST CONFERENCE TOURNAMENT

Mar. 8	N2	W	75-64 DePaul
Mar. 9	N2	W	62-57 #18 Butler
Mar. 10	N2	L	72-75 Creighton

NCAA TOURNAMENT

Mar. 16	N3	W	76-65 Maryland
Mar. 18	N3	W	91-66 #16 Florida State
Mar. 23	N4	W	73-71 #4 Arizona
Mar. 25	N4	L	59-83 #2 Gonzaga

N1 – HP Fieldhouse (Orlando, Fla.)
 N2 – Madison Square Garden (New York, N.Y.)
 N3 – Amway Center (Orlando, Fla.)
 N4 – SAP Center (San Jose, Calif.)

2017-18 (29-6, 15-3 BIG EAST)



**BIG EAST REGULAR SEASON CHAMPIONS
 NCAA TOURNAMENT SECOND ROUND**

F – Naji Marshall, Fr., 7.7 ppg. & 4.4 rpg. & 1.6 apg. *
 F – Kerem Kanter, Sr., 10.9 ppg. & 4.5 rpg. **
 G – Trevon Bluiett, Sr., 19.3 ppg., & 5.5 rpg. & 2.5 apg
 G – J.P. Macura, Sr., 12.9 ppg. & 4.5 rpg. & 2.9 apg
 G – Quentin Goodin, So., 8.7 ppg. & 2.9 rpg. & 4.9 apg.
 *Started 16 of the last 17 games
 **Started 15 of the last 17 games

Tyrique Jones, So., 7.0 ppg. & 4.5 rpg., started 19 games

Kaiser Gates, Jr., 7.2 ppg. & 4.6 rpg. started 18 games

XU AP			
Nov. 10	CC	W	101-49 17 Morehead State
Nov. 13	CC	W	101-75 15 Rider
Nov. 16	A	W	80-70 15 Wisconsin
Nov. 20	CC	W	96-60 15 Hampton
Nov. 23	N1	W	83-64 15 George Washington
Nov. 24	N1	L	86-102 15 Arizona State
Nov. 28	CC	W	76-63 21 #16 Baylor
Dec. 2	CC	W	89-76 21 #11 Cincinnati
Dec. 6	CC	W	96-70 13 Kent State
Dec. 9	CC	W	96-69 13 Colorado
Dec. 16	CC	W	68-66 10 East Tennessee State
Dec. 19	CC	W	81-77 9 Marshall
Dec. 22	A	W	77-67 9 Northern Iowa
Dec. 27	A	W	91-87 6 Marquette (BIG EAST)
Dec. 30	CC	W	77-72 6 DePaul (BIG EAST)
Jan. 2	CC	W	86-79 5 Butler (BIG EAST)
Jan. 6	A	L	72-81 5 Providence (BIG EAST)
Jan. 10	A	L	65-89 10 #1 Villanova (BIG EAST)
Jan. 13	CC	W	92-70 10 #25 Creighton (BIG EAST)
Jan. 17	CC	W	88-82 11 St. John's (BIG EAST)
Jan. 20	A	W	73-64 11 #19 Seton Hall (BIG EAST)
Jan. 24	CC	W	89-70 8 Marquette (BIG EAST)
Jan. 30	A	W	73-68 6 St. John's (BIG EAST)
Feb. 3	CC	W	96-91 6 Georgetown (BIG EAST) (OT)
Feb. 6	A	W	98-93 5 Butler (BIG EAST) (OT)
Feb. 10	A	W	72-71 5 Creighton (BIG EAST)
Feb. 14	CC	W	102-90 4 Seton Hall (BIG EAST)
Feb. 17	CC	L	79-95 4 #3 Villanova (BIG EAST)
Feb. 21	A	W	89-77 4 Georgetown (BIG EAST)
Feb. 28	CC	W	84-74 3 Providence (BIG EAST)
Mar. 3	A	W	65-62 3 DePaul (BIG EAST)

BIG EAST CONFERENCE TOURNAMENT

Mar. 8	N2	W	88-60 3 St. John's
Mar. 9	N2	L	72-75 3 Providence (OT)

NCAA TOURNAMENT

Mar. 16	N3	W	102-83 3 Texas Southern
Mar. 18	N3	L	70-75 3 Florida State
N1	Orleans Arena (Las Vegas, Nev.)		
N2	Madison Square Garden (New York, N.Y.)		
N3	Bridgestone Arena (Nashville, Tenn.)		

2018-19 (19-16, 9-9 BIG EAST)



Travis Steele
Head Coach



NATIONAL INVITATION TOURNAMENT SECOND ROUND

F – Najji Marshall, So., 14.7 ppg. & 7.2 rpg. & 3.4 apg.
 F – Zach Hankins, Gr., 10.6 ppg. & 5.3 rpg. & 1.5 bpg.
 F – Tyrrique Jones, Jr., 11.3 ppg. & 7.7 rpg.
 G – Paul Scruggs, So., 12.3 ppg. & 3.3 apg. & 4.9 rpg.
 G – Quentin Goodin, Jr., 11.0 ppg. & 4.8 apg. & 3.2 rpg.
 Note: Kyle Castlin, Sr., 4.3 ppg. & 3.4 rpg., started 24 games

Nov. 6	CC	W	82-69	IUPUI
Nov. 10	CC	W	91-85	Evansville
Nov. 13	CC	L	68-77	Wisconsin
Nov. 19	N1	L	79-88	#8 Auburn (OT)
Nov. 20	N1	L	74-79	San Diego St.
Nov. 21	N1	W	83-74	Illinois
Nov. 28	CC	W	82-55	Miami (Ohio)
Dec. 1	CC	W	73-63	Oakland
Dec. 5	CC	W	82-61	Ohio
Dec. 8	A	L	47-62	Cincinnati
Dec. 15	CC	W	95-77	Eastern Kentucky
Dec. 18	A	L	56-71	Missouri
Dec. 21	CC	W	69-55	Detroit Mercy
Dec. 29	A	W	74-65	DePaul (BIG EAST)
Jan. 2	CC	L	70-80	Seton Hall (BIG EAST)
Jan. 6	A	L	52-70	#16 Marquette (BIG EAST)
Jan. 9	CC	W	81-75	Georgetown (BIG EAST)
Jan. 13	CC	W	70-69	Butler (BIG EAST)
Jan. 18	A	L	75-85	#22 Villanova (BIG EAST)
Jan. 23	CC	L	62-64	Providence (BIG EAST)
Jan. 26	CC	L	82-87	#12 Marquette (BIG EAST)
Jan. 31	A	L	73-80	Georgetown (BIG EAST)
Feb. 3	A	L	54-76	Creighton (BIG EAST)
Feb. 9	CC	L	62-74	DePaul (BIG EAST)
Feb. 13	CC	W	64-61	Creighton (BIG EAST) (OT)
Feb. 16	A	W	75-61	Providence (BIG EAST)
Feb. 20	A	W	70-69	Seton Hall (BIG EAST)
Feb. 24	CC	W	66-54	#17 Villanova (BIG EAST)
Feb. 28	A	W	84-73	St. John's (BIG EAST)
Mar. 5	A	L	66-71	Butler (BIG EAST)
Mar. 9	CC	W	81-68	St. John's (BIG EAST)

BIG EAST CONFERENCE TOURNAMENT

Mar. 14	N2	W	63-61	Creighton
Mar. 15	N2	L	67-71	#25 Villanova (OT)

NATIONAL INVITATION TOURNAMENT

Mar. 20	CC	W	78-64	Toledo
Mar. 24	A	L	76-78	Texas (OT)

N1 – Lahaina Civic Center (Maui, HI)
 N2 – Madison Square Garden (New York, N.Y.)

Year	Record	Atlantic 10, MCC or BIG EAST Conference Record (Finish)	NCAA (seed) or NIT Postseason	Home Attendance Avg. (Sell-outs/Home Games)
2018-19	19-16	9-9 (T-Third in BIG EAST)	NIT Second Round	10,034 (13/18)
2017-18	29-6	15-3 (First in BIG EAST)	NCAA Second Round (#1 seed)	10,475 (18/18)
2016-17	24-14	9-9 (Seventh in BIG EAST)	NCAA Elite Eight (#11 seed)	10,282 (12/16)
2015-16	28-6	14-4 (Second in BIG EAST)	NCAA Second Round (#2 seed)	10,281 (11/16)
2014-15	23-14	9-9 (Sixth in BIG EAST)	NCAA Sweet 16 (#6 seed)	9,998 (9/16)
2013-14 (Begin BIG EAST)	21-13	10-8 (T-Third in BIG EAST)	NCAA Tournament (#12 seed)	9,890 (7/17)
2012-13	17-14	9-7 (T-Sixth in Atlantic 10)		9,781 (1/15)
2011-12	23-13	10-6 (T-Third in Atlantic 10)	NCAA Sweet 16 (#10 seed)	10,155 (10/16)
2010-11	24-8	15-1 (First in Atlantic 10)	NCAA Second Round (#6 seed)	10,098 (9/15)
2009-10	26-9	14-2 (T-First in Atlantic 10)	NCAA Sweet 16 (#6 seed)	10,123 (7/15)
2008-09	27-8	12-4 (First in Atlantic 10)	NCAA Sweet 16 (#4 seed)	10,097 (11/15)
2007-08	30-7	14-2 (First in Atlantic 10)	NCAA Elite Eight (#3 seed)	10,008 (9/17)
2006-07	25-9	13-3 (T-First in Atlantic 10)	NCAA Second Round (#9 seed)	9,910 (5/15)
2005-06	21-11	8-8 (T-Seventh in Atlantic 10)*	NCAA Tournament (#14 seed)	9,775 (4/15)
2004-05	17-12	10-6 (T-Second in Atlantic 10 West)		10,027 (7/16)
2003-04	26-11	10-6 (T-Third in Atlantic 10 West)*	NCAA Elite Eight (#7 seed)	9,902 (8/16)
2002-03	26-6	15-1 (First in Atlantic 10 West)	NCAA Second Round (#3 seed)	10,181 (14/15)
2001-02	26-6	14-2 (First in Atlantic 10 West)*	NCAA Second Round (#7 seed)	10,224 (13/14)
2000-01	21-8	12-4 (T-Second in Atlantic 10)	NCAA Tournament (#11 seed)	10,072 (12/14)
1999-00	21-12	9-7 (T-Second in Atlantic 10 West)	NIT Second Round	9,072 (4/15)
1998-99	25-11	12-4 (Second in Atlantic 10 West)	NIT Third Place	9,540 (6/16)
1997-98	22-8	11-5 (T-First in Atlantic 10 West)*	NCAA Tournament (#6 seed)	9,924 (10/14)
1996-97	23-6	13-3 (First in Atlantic 10 West)	NCAA Second Round (#7 seed)	9,436 (5/14)
1995-96 (Begin Atlantic 10)	13-15	8-8 (Third in Atlantic 10 West)		8,871 (5/14)
1994-95	23-5	14-0 (First in MCC)	NCAA Tournament (#11 seed)	8,201 (2/14)
1993-94	22-8	8-2 (First in MCC)	NIT Quarterfinals	6,943 (1/16)
1992-93	24-6	12-2 (T-First in MCC)	NCAA Second Round (#9 seed)	7,236 (1/13)
1991-92	15-12	7-3 (T-Second in MCC)		8,296 (1/14)
1990-91	22-10	11-3 (First in MCC)*	NCAA Second Round (#14 seed)	6,812 (1/15)
1989-90	28-5	12-2 (First in MCC)	NCAA Sweet 16 (#6 seed)	7,757 (2/14)
1988-89	21-12	7-5 (Third in MCC)*	NCAA Tournament (#14 seed)	4,411 (0/15)
1987-88	26-4	9-1 (First in MCC)*	NCAA Tournament (#11 seed)	5,853 (1/15)
1986-87	19-13	7-5 (T-Third in MCC)*	NCAA Second Round (#13 seed)	3,213 (0/15)
1985-86	25-5	10-2 (First in MCC)*	NCAA Tournament (#12 seed)	5,171 (1/14)
1984-85	16-13	7-7 (Fifth in MCC)		4,644 (0/13)
1983-84	22-11	9-5 (Third in MCC)	NIT Quarterfinals	4,788 (0/15)
1982-83	22-8	10-4 (T-Second in MCC)*	NCAA Tournament (#12 seed)	3,002 (0/15)
1981-82	8-20	1-11 (Seventh in MCC)		2,861 (0/15)
1980-81	12-16	8-3 (First in MCC)		2,782 (1/14)
1979-80 (Begin MCC)	8-18	0-5 (Sixth in MCC)		3,769 (0/12)
40-Year Totals	870-409 (.680)	407-181 (.692) Conf. Regular Season	27 NCAA Tournaments/5 NIT	

* Won Conference Tournament Championship

These 40 years include 66-42 (.611) BIG EAST, 209-79 (.726) Atlantic 10 and 132-60 (.688) MCC records.

+ Xavier has won or shared 18 regular season conference championships over its 40 years in the BIG EAST, Atlantic 10 and MCC (one BIG EAST, nine A-10 and eight MCC), while winning 10 conference tournament championships (four A-10 and six MCC). XU was in the MCC 16 years (1980-1995) and the A-10 18 years (1996-2013). Last season marked Xavier's sixth year in the BIG EAST.

+ Xavier has made 12 of the last 14 NCAA Tournament fields and 16 of the last 19.

+ Xavier made its 32nd postseason appearance in the last 37 years last season, including 27 NCAA Tournament berths during that time. XU only made the NCAA Tournament field one time (1961) before the 1982-83 season.

+ Xavier has recorded 12 20-win seasons in the last 14 years and 20 in the last 23 years. Going back even further, XU has recorded 30 of its 32 all-time 20-win seasons during the 40 seasons since leaving the independent ranks in 1979.



FATHER MICHAEL J. GRAHAM, S.J.

UNIVERSITY PRESIDENT | 19TH YEAR

CORNELL COLLEGE '75

CEDAR RAPIDS, IOWA



Michael Graham, S.J., assumed the presidency of Xavier University in 2001. In 2019, he became the longest tenured President in the history of Xavier University, surpassing Paul O'Connor, S.J., who served for 17 years from 1955-1972.

The impact of President Graham's academic and community-based vision for Xavier is far reaching. Xavier has been listed among the nation's top 10 Midwest Universities by *U.S. News & World Report*, since Graham began his presidency. Academic programs established under his leadership include master's programs in Coaching Education and Athlete Development, Health Economic and Clinical Outcomes Research and Customer Analytics.

His passion to connect and collaborate with local and regional communities inspired him to establish the Community Building Institute as well as the Eigel Center for Community Engagement at Xavier. In 2017 Graham was asked to chair the Cincinnati Preschool Promise Board of Directors, a voter-approved initiative to ensure that quality preschool is available and affordable to all children living within the Cincinnati school district. It's one of many ways he has extended his and Xavier's reach into critical issues that impact the Cincinnati community.

The Edward B. Brueggeman Center for Dialogue was established during Graham's tenure and positions Xavier as a pre-eminent place for interreligious discourse, thought and action. Xavier's partnership with the cities of Norwood and Cincinnati resulted in University Station, a mixed-use development with a goal to revitalize the surrounding community. Likewise, Xavier's current affiliation with TriHealth will bring a multi-use academic, health and recreation facility to campus in the near future.

Graham's commitment to Xavier's Jesuit heritage and spirituality can be found in the Ruth J. and Robert A. Conway Institute for Jesuit Education, which assists faculty in transforming students, and in numerous programs based in the Center for Mission and Identity that engage faculty and staff in Jesuit heritage and values.



Graham's passion for Xavier is 24/7. He lives on campus in a residence hall where he frequently invites his "hall-mates" to dinner and presides over the 10:00 p.m. Sunday Mass, one of the most popular student gatherings on campus.

Born in Cedar Rapids, Iowa, Graham entered the Society of Jesus in 1978 and was ordained a priest in 1988. He earned a PhD in American Studies from the University of Michigan in 1983 and also holds degrees in philosophy and psychology. Graham came to Xavier in 1984 when he joined the Xavier faculty as an assistant professor of history. He left Xavier to pursue his Master of Divinity from the Weston School of Theology, which he earned in 1988.

In 1989, Graham returned to Xavier and in 1994, was appointed Vice President for University Relations. In 1999, he became the Executive Assistant to President Jim Hoff, S.J. and began preparing for his role as President. During these tenures, he oversaw a broad range of University activities including a \$125 million capital campaign, at that time the most successful fundraising campaign in Xavier's history.

As a parish priest active at both Good Shepherd Catholic Church in suburban Cincinnati and with Xavier student groups, Graham carries out his Jesuit pastoral activities as a celebrant for weddings, baptisms and retreats as well as weekly Sunday worship.

In addition to Cincinnati Preschool Promise, Graham currently serves on the Center for Holocaust and Humanity Education and for the Association of Catholic Colleges and Universities, Gonzaga University in Spokane and St. Xavier High School in Cincinnati and he is on the Association of Jesuit Colleges and Universities (AJCU) Board of Directors and the BIG EAST Council of Presidents.



GREG CHRISTOPHER

VICE PRESIDENT AND DIRECTOR OF ATHLETICS | SEVENTH YEAR

MIAMI UNIVERSITY '88

WEST LAFAYETTE, IND.

@GC_XUATHLETICS



Greg Christopher was promoted in July 2018 to Xavier University's Vice President for Administration and Director of Athletics, following five years as AD. In this role, he serves on Xavier President Fr. Michael Graham's leadership cabinet and oversees three university divisions: Human Resources, Intercollegiate Athletics and Marketing and Communications.

Christopher took over as Athletic Director in May of 2013 as Xavier was preparing for its first season in



the BIG EAST Conference. He oversees Xavier's 18 intercollegiate athletic programs and 300 student-athletes. Under his guidance, Xavier Athletics has won over 70 BIG EAST titles, including 10 team titles, in the first six years in the conference. Following the 2017-18 season, Christopher was named the Division I-AAA Under Armour Athletics Director of the Year.

Christopher, who spent the previous six-and-a-half years as the Director of Athletics at Bowling Green State University, is the 11th athletic director in Xavier history. Christopher oversaw 18 athletic programs with over 400 student-athletes at BGSU, which is a member of the Mid-American Conference (MAC) and Western College Hockey Association (WCHA).

Christopher went to Bowling Green from Purdue University, where he worked from 1997-2006 as Associate A.D. for External Relations and John Purdue Club Director. He was accountable for external and revenue-related areas at Purdue.

Christopher served as Executive Director for the Society of Professional Journalists in Greencastle, Ind., from 1994 to 1997 after joining the organization in 1991 as its Marketing and Development Director. Prior to working with SPJ, Christopher worked with Eure Communications and WCHV/WWVW in Charlottesville, Va., from 1988-90. In that capacity, he managed and sold station promotions, including partnerships with the athletics

program at the University of Virginia. He also worked with the page program at NBC in New York in 1988 where he served as a research analyst.

Christopher earned a bachelor's degree in Mass Communication from nearby Miami University in 1988 and earned his MBA from Miami in 1991. A former linebacker, he played football for one season before his career was cut short due to injury. While at Miami, Christopher was also involved as a television and radio color commentator for football and play-by-play voice for hockey.

Christopher, a member of the NCAA's Committee on Infractions since 2012, took over as chair of the COI in 2017. Christopher also served as chair of the BIG EAST's Long-Range Planning Committee, the working group that put together the league's first strategic plan. While at Bowling Green, Christopher chaired the Mid-American Conference's Athletic Directors' Council. He completed a four-year term on the NCAA Division I Women's Basketball Championship Committee in 2012, and served as chairman of the committee in his final year.

A West Lafayette, Ind. native, Christopher is married to the former Tina Smith of Leetonia, Ohio. Tina taught high school English at St. Ursula Academy in Toledo. Also a 1988 graduate of Miami, Tina received her bachelor's degree in Education and earned her Master's in Guidance and Counseling in 1995 from Butler University. Greg and Tina have a son, Zachary, and two daughters, Megan and Allison.





WHY MUSKETEERS?

THE TRADITION

The Musketeer concept was based on the suggestion of the late Reverend Francis J. Finn, S.J., a member of the Xavier University Board of Trustees for many years until his death in 1928. In response to a directive from the Trustees, Father Finn proposed the name Musketeers in 1925. It was adopted and has been a Xavier designation ever since.

In naming the Musketeers, Father Finn was not only giving rebirth to a concept of chivalry that is among France's most treasured traditions, but he was also providing permanent recognition to Xavier's strong ties with French origins and culture.

The first priest, and one of the first Europeans to navigate the Ohio River past the site that was to become Cincinnati, was a Jesuit from French Canada named the Rev. Joseph Pierre de Bonnecamps. He was a scientist and mathematician from the College of Quebec who made the trip in 1749. Numerous historical accounts credit him with creating the first map of Ohio's boundaries.

Among the first students at Xavier in the decade of the 1830's were French-speaking young men from Louisiana who were forbidden by the college regulations to use their family tongue during recreation lest they fail to learn the English language.

The first Jesuit Priest of Xavier, in 1840, was Father John Anthony Elet, a native of the French-speaking provinces of Belgium.

The great patron of the University, St. Francis Xavier, a native of Spain, received his university education at the College of St. Barbe at the University of Paris and he helped found the Jesuit Order in Paris in 1540.

So, as Father Finn reasoned, the Musketeer, a dedicated guard of the King of France, was a fine symbol of the qualities that should inspire the students and particularly the athletic teams at Xavier University.

XAVIER MASCOTS

D'Artagnan serves as the official mascot of the Xavier University athletic teams. The legendary mascot has gone through many changes over the years, but his powerful presence remained when the most recent version of the Musketeer was unveiled at the start of the 2004-05 basketball season.

The **Blue Blob** serves as a secondary mascot for the Xavier University athletic teams. The Blob is well known for being able to excite the crowd and is a favorite among the younger Musketeer fans. The Blue Blob has even been featured on SportsCenter, including a main role in a series of ESPN SportsCenter commercials.



Tom Eiser Contact Information:

Office: 513-745-3124
 Cell: 513-382-5565
 E-Mail: eiser@xavier.edu
 Twitter: @EiserXUSports

Men's Basketball:
 Twitter: @XavierMBB
 Instagram: @XavierMBB



TOM EISER

**ASSOCIATE ATHLETIC DIRECTOR
 FOR COMMUNICATIONS**

34TH YEAR

XAVIER '84

CINCINNATI, OHIO

@EISERXUSPORTS | @EISERXUSPORTS



Greg Lautzenheiser
 Director of
 Athletic Communications



Hayley Schletker
 Assistant Director of
 Athletic Communications



D'Andra Seymore
 Athletic Communications
 Video Coordinator



Mark Leopold
 Athletic Communications
 Assistant

Tom Eiser, Xavier Associate Athletic Director for Communications, is in his 34th year as the media contact for the nationally-ranked men's basketball program. Eiser, who was honored in 2015 with the Sports Executive Lifetime Achievement Award from the Cincinnati Sports Professional Network, began working with the Xavier men's basketball team in 1986. He is working with his sixth head coach and has promoted the team through each of its last 25 NCAA Tournament seasons. Four of his men's basketball media guides were voted among the best in the nation in the last nine years, including "Best in the Nation" by CoSIDA in 2010-11, "Second-Best in the Nation" for 2012-13 and 2016-17 and "Third-Best" for 2017-18.

Eiser's primary responsibilities at Xavier involve directing the Athletic Communications Office, which handles communications, media relations, broadcast production, web site, social media, publicity, publications, record-keeping and research for his alma mater's 18 NCAA Division I sports. In addition, he is the sport administrator for men's and women's cross country and track and field and is the Chair of the Xavier Athletic Hall of Fame Selection Committee.

Outside of Xavier, Eiser has worked as a media specialist for men's and women's FIFA World Cup competition in

addition to a long list of men's and women's Final Four and preliminary round NCAA basketball competition.

Eiser worked in radio news and sports before accepting his first full-time job in the athletics field as the Assistant SID at the University of Detroit in 1985. He received several awards from the Society of Professional Journalists for his radio news reporting. He also has done freelance reporting for a variety of media, including Associated Press and National Public Radio.

Eiser is an active member of the College Sports Information Directors of America, the United States Basketball Writers Association and the Public Relations Society of America. He has served as Chair of the CoSIDA I-AAA University Management Committee, and serves on the BIG EAST Conference Academic Affairs Committee in addition to serving numerous times as a presenter at the annual CoSIDA/NACDA Convention.

The native Cincinnati, a 1984 graduate of Xavier with a bachelor's degree in English, studied British Media in the summer of 1984 at the University of Manchester. Eiser completed work in 2011 on a master's degree in educational administration at Xavier. He resides in his hometown with his wife, Carey.



MEDIA GUIDELINES

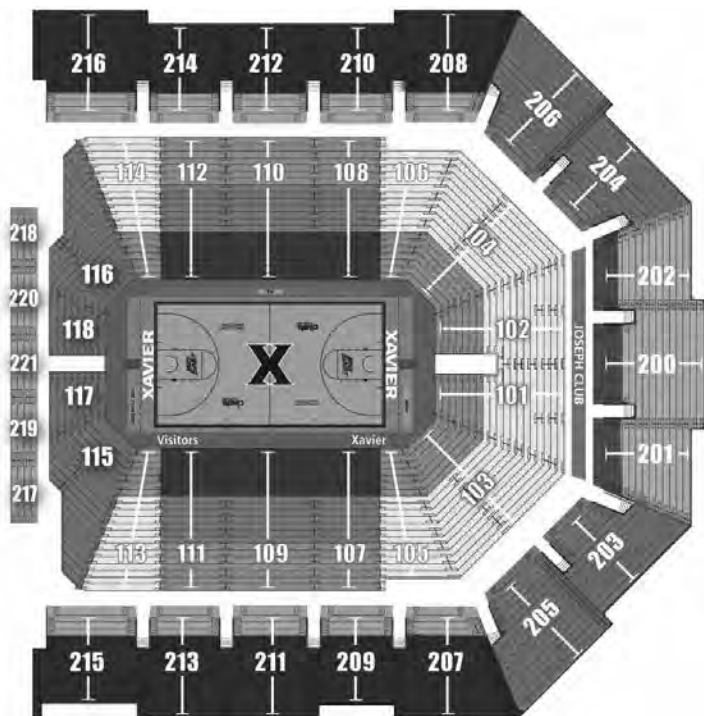
TO THE MEDIA: This guide has been prepared to assist you in your coverage of the 2019-20 Xavier Musketeer basketball team. Let the Athletic Communications staff know if you need additional materials or information. Updated statistics, game notes and more are available at GoXavier.com, the official Xavier Athletics web site. Call Tom Eiser at 513-745-3124 (office) or 513-382-5565 (cell) with questions, interview and pass requests or additional needs.

PRESS, PHOTO & SCOUT PASSES: All requests for press, photo and scout passes must be made through Tom Eiser. Passes will be left at the press entrance on the north side (loading dock) of the Cintas Center.

SERVICES AT GAMES: Information and statistics will be available in the press room. Refreshments and a pre-game meal are also available in the press room.

POST-GAME INTERVIEW PROCEDURE: Depending on media demand, the visiting coach will be brought into the press/interview room after the post-game “cooling off” period. After every game selected Xavier players and head coach Travis Steele will conduct interviews in the press/interview room. Please direct all Xavier procedural questions to Tom Eiser. Visiting team interview requests should be made through the visiting team’s media contact.

CINTAS CENTER



Address: Cintas Center is located at 1624 Herald Avenue, Cincinnati, Ohio 45207.

Athletic Department: To reach the Siemers Family Athletic Office Suite, including the athletic communications and basketball offices, guests must enter through the Schiff Family Conference Center Entrance. Take a left when you enter the building and the athletic offices are straight down the hall.

Media and Team Entrance: Check in at the loading dock area, which is located on the north side of the Cintas Center.

Media Parking: Media with parking passes should park in designated areas. All other media/scouts must park in general access lots.

TV Coverage: Parking for the broadcast/production truck(s) is in the loading dock area. TV news/sports crews using “live shot” ENG vehicles must park on the east side of the building next to the entrance of the Schiff Conference Center, which is where the plug in is located. TV coverage (broadcasts or “live shots”) and the reservation of parking space must be cleared in advance through Tom Eiser, who will put the crew in touch with the appropriate Cintas Center personnel.

PRIMARY LOCAL MEDIA (TWITTER HANDLES)

NEWSPAPERS

Cincinnati Enquirer (AM Daily, including Sat. & Sun.)
cincinnati.com

312 Elm St., Cincinnati 45202

XU Beat Writer: Adam Baum (@AdamJBaum)

Columnist: Paul Daugherty (@EnquirerDoc)

Sports Editor: Jason Hoffman (@JHoffinCincy)

Xavier Newswire (Weekly) • *xaviernewswire.com*

ON THE WEB

The Athletic Cincinnati

TheAthletic.com/team/xavier-musketeers

XU beat writer: Shannon Russell (@slrussell)

MusketeerReport.com (247sports.com)

Site Publisher: Rick Broering (@RickBroering)

WIRE SERVICE

Associated Press • 312 Elm Street, Cincinnati 45202

Reporter: Joe Kay (@apjoekay)

TELEVISION

WCPO-TV 9 (ABC) • 1720 Gilbert Ave., Cincinnati 45202

www.wcpo.com

Keenan Singleton (@KJMSingleton)

Reggie Wilson (@ReggieWilsonTV)

WCPO.com reporter: Jeff Wallner (@JeffWallner)

WLWT-TV 5 (NBC) • 1700 Young St., Cincinnati 45202

www.wlwt.com

George Vogel (@vogel_wlwt)

Elise Jesse (@EliseJesseWLWT)

Brandon Saho (@BrandonSaho)

Mark Slaughter (@MarkVSlaughter)

WKRC-TV 12 (CBS) • 1906 Highland Ave., Cincinnati 45219

www.local12.com

Gary Miller (@Local12Gary)

Chris Renkel (@Chris_Renkel)

Kevin Barnett (@KBarnett15)

Jed DeMuesy (@Local12Jed)

Richard Skinner (@Local12Skinny)

WXIX-TV 19 (FOX) • 635 West 7th St., Cincinnati 45203

www.fox19.com

Joe Danneman (@FOX19Joe)

Jeremy Rauch (@FOX19Jeremy)

RADIO

700 WLW AM, 55KRC AM and ESPN 1530 AM

www.700wlw.com

8044 Montgomery Rd., Suite 650, Cincinnati 45236

Bill Dennison (@seg700wlw) and Dave Armbruster

Talk Show Hosts: Lance McAlister (@LanceMcAlister)

and Mo Egger (@MoEgger1530)

XAVIER ON RADIO



The popular Xavier radio tandem of **Joe Sunderman** (XU '79) and **Byron Larkin** (XU '88) is back for a 22nd straight season. They can be heard all season on 700 WLW and 55KRC with pre-game and post-game shows in addition to every regular season and postseason game broadcast. Sunderman and Larkin, who are both members of the Xavier Athletic Hall of Fame, also host the weekly Travis Steele Show, which airs live weekly from Dilly Bistro, Bar & Bottle Shop on 1530 ESPN and/or 55KRC and can also be heard on iHeart Radio. The radio schedule is at GoXavier.com. The Larkin/Sunderman broadcast tandem has been together since the 1998-99 season. Sunderman has been a part of the broadcast team since the 1980-81 season.

Xavier basketball radio broadcasts and coach's show are productions of Xavier Sports Properties, a property of Learfield Sports. XSP is the exclusive multimedia rights holder for Xavier Athletics.



Xavier Hall of Famers Byron Larkin and Joe Sunderman

XAVIER BASKETBALL IS A NATIONAL LEADER

Xavier's men's basketball media guide was voted in the top three in the nation four times in the last nine years. The 2017-18 Xavier University men's basketball media guide was selected third-best in the country for all of NCAA Division I by a panel of media and design judges on behalf of CoSIDA, the College Sports Information Directors of America. Kansas earned the top spot for 2017-18 followed by Michigan State, Xavier and West Virginia. Xavier, which won "Best in the Nation" in 2010-11, had the 2016-17 and the 2012-13 editions of the media guide selected "Second-Best in the Nation." Michigan State earned the top spot in 2017 followed by Xavier, Kentucky and Kansas State. Clemson was selected first in 2013 followed by Xavier and Kansas. Xavier's 2010-11 edition was selected as the "Best in the Nation" followed by Kansas State, Oklahoma and West Virginia.



XAVIER UNIVERSITY – ACADEMIC EXCELLENCE

- Xavier's 6,993 students choose from over 90 undergraduate majors in four colleges, 60 minors, 40 master's programs and three doctoral programs.
- Xavier's undergraduate enrollment is 5,047 (46 percent male; 54 percent female).
- Xavier's student body is drawn from 50 states including D.C. as well as 46 foreign countries.
- Xavier has more than 20 religions represented on campus; 46 percent of all students are Roman Catholic and 52 percent of undergrads are Roman Catholic.
- Xavier's student/faculty ratio is 12:1, and 42 percent of classes have fewer than 20 students. The average class size at Xavier is 21 students.
- U.S. News & World Report has ranked Xavier among the top 10 Midwest Master's colleges and universities for 25 consecutive years, including No. 5 in the latest issue. XU is ranked among "The Best 385 Colleges in America" by The Princeton Review.
- Xavier is in the Forbes listing of "America's Top Colleges" in its annual rankings for 2019.
- Xavier's Williams College of Business is rated among the "Best Business Programs" by U.S. News & World Report.
- Xavier offers international study opportunities in 33 countries.
- Kiplinger's Personal Finance lists Xavier as a "Best Value" among private colleges and universities for combining outstanding education with economic value.
- Xavier's nationally-renowned Community-Engaged Fellows program offers a four-year scholarship that covers 75 percent of tuition costs to eight incoming students who have shown extraordinary leadership, initiative in community engagement or service and high academic achievement..





CINCINNATI

HOME OF XAVIER UNIVERSITY



GOXAVIER.COM @XAVIERMBB



109 STRAIGHT GRADUATES

28 NCAA TOURNAMENTS

32 20-WIN SEASONS

3 ELITE EIGHTS

18 CONFERENCE CHAMPIONSHIPS

39 NBA DRAFT PICKS

8 SWEET SIXTEENS

10 CONFERENCE TOURNAMENT CHAMPIONSHIPS

20 ALL-AMERICANS