



XAVIER
BASKETBALL™



2021-22 XAVIER MEN'S BASKETBALL SCHEDULE

Friday, Nov. 5	Ferris State (exhibition)		7:00 p.m.
Tuesday, Nov. 9	Niagara	FS1	7:30 p.m.
Friday, Nov. 12	Kent State	FS1	6:30 p.m.
Thursday, Nov. 18	Ohio State (Gavitt Tipoff Games)	FS1	6:30 p.m.
Sunday, Nov. 21	Norfolk State	FS1	Noon
Wednesday, Nov. 24	Iowa State in NIT Season Tip-Off at Barclays Center	ESPNU	7:00 p.m.
Friday, Nov. 26	Memphis/Virginia Tech NIT Season Tip-Off at Barclays Center	ESPN TBD	7/9:30 p.m.
Wednesday, Dec. 1	Central Michigan	FS1	6:30 p.m.
Sunday, Dec. 5	at Oklahoma State (BIG EAST-Big 12 Battle)	ESPN2	5:00 p.m.
Wednesday, Dec. 8	Ball State	FS1	6:30 p.m.
Saturday, Dec. 11	Cincinnati (Skyline Chili Crosstown Shootout)	FS1	8:30 p.m.
Wednesday, Dec. 15	Morehead State	FS1	8:30 p.m.
Saturday, Dec. 18	Marquette (BIG EAST)	FS1	4:00 p.m.
Tuesday, Dec. 21	at Villanova (BIG EAST)	FS1	7:00 p.m.
Tuesday, Dec. 28	Connecticut (BIG EAST)	FS1	7:00 p.m.
Tuesday, Jan. 4	at Georgetown (BIG EAST)	FS1	7:00 p.m.
Friday, Jan. 7	at Butler (BIG EAST)	FS1	8:30 p.m.
Wednesday, Jan. 12	Villanova (BIG EAST)	FS1	6:30 p.m.
Saturday, Jan. 15	Creighton (BIG EAST)	FOX	Noon
Wednesday, Jan. 19	at DePaul (BIG EAST)	FS1	9:00 p.m.
Sunday, Jan. 23	at Marquette (BIG EAST)	FS1	2:00 p.m.
Wednesday, Jan. 26	Providence (BIG EAST)	CBSSN	6:30 p.m.
Saturday, Jan. 29	at Creighton (BIG EAST)	FS1	2:00 p.m.
Wednesday, Feb. 2	Butler (BIG EAST)	CBSSN	7:00 p.m.
Saturday, Feb. 5	DePaul (BIG EAST)	FS1	2:00 p.m.
Wednesday, Feb. 9	at Seton Hall (BIG EAST)	FS1	7:00 p.m.
Wednesday, Feb. 16	St. John's (BIG EAST)	CBSSN	6:30 p.m.
Saturday, Feb. 19	at Connecticut (BIG EAST)	FOX	Noon
Wednesday, Feb. 23	at Providence (BIG EAST)	CBSSN	7:00 p.m.
Saturday, Feb. 26	Seton Hall (BIG EAST)	FOX	3:30 p.m.
Wednesday, March 2	at St. John's (BIG EAST)	FS1	6:30 p.m.
Saturday, March 5	Georgetown (BIG EAST)	FOX/FS1	TBD
Wed.-Sat., March 9-12	BIG EAST Championship at MSG in New York	FOX/FS1	TBD



GOXAVIER.COM





THE TEAM

Xavier TV/Radio and Numerical Rosters 4-5
 Scholarship Players (Alphabetically) 6-30
 Travis Steele 31-32
 Support Staff 33-41

2020-21 REVIEW

Overall/BIG EAST Conference Stats/Results 43-44
 2020-21 Individual/Team/Opponent Highs 45
 Misc. Stats/Last Time That 46
 2020-21 BIG EAST Stat Leaders 47

XAVIER IN CONFERENCES

BIG EAST Conference 49-52
 Xavier's Atlantic 10 History 53-54
 Xavier's MCC History 55

OPPONENT RECORDS

All-Time Opponent Game-By-Game 56-64
 All-Time Records vs. All Opponents 65

XAVIER AT HOME

Cintas Center 67-68
 Schmidt Fieldhouse 69
 Cincinnati Gardens 69

XAVIER IN TOURNAMENT PLAY

Xavier's NCAA Tournament History 71-79
 Xavier NIT History 90
 Xavier in Regular Season Tournaments 91-92

HISTORY HIGHLIGHTS/RECORDS

Xavier's Winning Tradition 135
 Xavier Hall of Fame 81-82
 All-Americans 83-84
 Xavier and Team USA 85
 NBA Draft 86
 Xavier in the National Polls 87-89
 Letterwinners 93-94
 All-Time Jersey Numbers/Retired Jerseys 95-96
 Individual Records and Leaders 97-104
 1,000 Point Club 105-111
 All-Time Coaches 112
 Xavier/Opponents All-Time Team Statistics 113-116
 Team Records 117
 Year-By-Year Scores 118-134

QUICK FACTS

Location3800 Victory Parkway, Cincinnati, Ohio 45207
 Founded 1831
 Enrollment 6,651 (5,145 undergraduates)
 Conference (Year) BIG EAST (Ninth)
 Colors Navy Blue (PMS 289), Gray (PMS 422) and White
 Nickname Musketeers
 Home Court (Capacity; Year Built) Cintas Center (10,224; 2000)
 Ticket Office (513) 745-3411

UNIVERSITY ADMINISTRATION

PresidentDr. Colleen M. Hanycz
 Vice President and Athletic DirectorGreg Christopher
 NCAA Faculty Rep. . . . Sr. Rose Ann Fleming and Christian End

BASKETBALL STAFF

Head CoachTravis Steele
 Steele on Twitter @CoachSteeleXU
 Head Coaching Record at Xavier (Years) .51-37 (Three years)
 Overall Career Record (Years)51-37 (Three years)
 Associate Head CoachJonas Hayes
 AssistantsDante Jackson and Danny Peters
 Associate AD for Basketball Administration . Mario Mercurio
 Director of Recruiting Jordan Brooks
 Director of Basketball Operations Chaese Vaudrin
 Head Strength and Cond. Coach for MBB . . .Chase Campbell
 Head Athletic TrainerDavid Fluker
 Administrative Assistant Jody Geisen
 Basketball Office (513) 745-3417

2021-22 XAVIER CAPSULE

Scholarship Letterwinners Returning/Lost 9/4
 Starters Returning/Lost 4/1

XAVIER HISTORY

2020-21 Overall 13-8
 2020-21 BIG EAST Regular Season6-7 (Seventh)
 2021 BIG EAST Championship 0-1
 NCAA Tourn. Record (appearances; last)28-28 (28; 2018)
 Best NCAA Tournament Finish . . .Elite Eight (2004, 2008, 2017)

ATHLETIC COMMUNICATIONS

Assoc. Athletic Director & MBB Media Contact . . . Tom Eiser
 Eiser Office / Cell (513) 745-3124 / (513) 382-5565
 Eiser E-maileiser@xavier.edu
 Eiser on Twitter @EiserXUSports





0 Elijah Tucker
6-7 214 Freshman
Forward
Canton, Ga.



1 Paul Scruggs
6-5 198 Senior
Guard
Indianapolis, Ind.



3 Colby Jones
6-6 207 Sophomore
Guard
Birmingham, Ala.



4 Cesare Edwards
6-9 220 Freshman
Forward
Hartsville, S.C.




5 Adam Kunkel
6-4 180 Senior
Guard
Hebron, Ky.



10 Nate Johnson
6-4 192 Senior
Guard
Miami, Fla.



11 Dwon Odum
6-2 182 Sophomore
Guard
Alpharetta, Ga.



12 Zak Swetye
6-1 187 Senior
Guard
Darien, Conn.



14 Ben Stanley
6-6 225 Senior
Forward
Baltimore, Md.



15 KyKy Tandy
6-2 199 Junior
Guard
Hopkinsville, Ky.



20 Ramon Singh
6-4 187 Senior
Guard
Sydney, Australia



21 Jerome Hunter
6-8 210 Junior
Forward
Columbus, Ohio




22 Dieonte Miles
6-11 231 Sophomore
Forward
Walton, Ky.



24 Jack Nunge
7-0 245 Junior
Forward
Newburgh, Ind.



25 Spencer Cody
5-11 185 Senior
Guard
Chicago, Ill.



32 Zach Freemantle
6-9 220 Junior
Forward
Teaneck, N.J.



Travis Steele
Head Coach
4th Year
Butler '04



Jonas Hayes
Associate Head Coach
4th Year
Georgia '04



Dante Jackson
Assistant Coach
4th Year
Xavier '11



Danny Peters
Assistant Coach
1st Year
Ohio State '10



Jordan Brooks
Director of Recruiting
1st Year
Hampton '11



Mario Mercurio
Assoc. AD for
Basketball Admin.
19th Year • Xavier '03



David Fluker
Head Athletic Trainer
19th Year
Wilmington '86



Chase Campbell
MBB Strength and
Conditioning Head Coach
1st Year • Ball State '13



Chaese Vaudrin
Director of Basketball
Operations
1st Year • Geneva '17

**CLASS
BREAKDOWN**

Seniors (7)

Spencer Cody
Nate Johnson
Adam Kunkel
Paul Scruggs
Ramon Singh
Ben Stanley
Zak Swetye

Juniors (4)

Zach Freemantle
Jerome Hunter
Jack Nunge
KyKy Tandy

Sophomores (3)

Colby Jones
Dieonte Miles
Dwon Odum

Freshmen (2)

Cesare Edwards
Elijah Tucker

PRONUNCIATIONS

Cesare
Say-Zar

Dante
DAN-tay

Dieonte
Dee-on-tay

Fluker
Flew-ker
KyKy
KEE-kee

Nunge
Nun-JEE

Singh
SING

Swetye
SWEE-tie

2021-22 XAVIER MUSKETEER NUMERICAL ROSTER

NO.	NAME	YR.	POS.	HT.	WT.	HOMETOWN	HIGH SCHOOL(S) / LAST COLLEGE
0	Elijah Tucker	Fr.	F	6-7	214	Canton, Ga.	Cherokee HS
1	Paul Scruggs	Sr.	G	6-5	198	Indianapolis, Ind.	Southport HS / Prolific Prep (Calif.)
3	Colby Jones	So.	G	6-6	207	Birmingham, Ala.	Mountain Brook HS
4	Cesare Edwards	Fr.	F	6-9	220	Hartsville, S.C.	Hartsville HS
5	Adam Kunkel	Sr.	G	6-4	180	Hebron, Ky.	Cooper HS / Belmont University
10	Nate Johnson*	Sr.	G	6-4	192	Miami, Fla.	McArthur HS / Gardner-Webb University
11	Dwon Odom	So.	G	6-2	182	Alpharetta, Ga.	St. Francis HS
12	Zak Swetye	Sr.	G	6-1	187	Darien, Conn.	Darien HS
14	Ben Stanley	Sr.	F	6-6	225	Baltimore, Md.	Millwood HS / Hampton University
15	KyKy Tandy	Jr.	G	6-2	199	Hopkinsville, Ky.	University Heights Academy
20	Ramon Singh	Sr.	G	6-4	187	Sydney, Australia	La Lumiere School (Ind.)
21	Jerome Hunter	Jr.	F	6-8	210	Columbus, Ohio	Pickerington HS / Indiana University
22	Dieonte Miles	So.	F	6-11	231	Walton, Ky.	Walton-Verona HS
24	Jack Nunge*	Jr.	F	7-0	245	Newburgh, Ind.	Castle HS / University of Iowa
25	Spencer Cody	Sr.	G	5-11	185	Chicago, Ill.	DePaul Prep
32	Zach Freemantle	Jr.	F	6-9	220	Teaneck, N.J.	Bergen Catholic HS

Head Coach: Travis Steele (Butler '04; 4th season)

Associate Head Coach: Jonas Hayes (Georgia '04; 4th season)

Assistant Coaches: Dante Jackson (Xavier '11; 4th season) and Danny Peters (Ohio State '10; 1st season)

Director of Recruiting: Jordan Brooks (Hampton '11; 1st season)

Associate Athletic Director for Basketball Administration: Mario Mercurio (Xavier '03; 19th season)

Head Athletic Trainer: David Fluker (Wilmington '86; 19th season)

MBB Strength and Conditioning Head Coach: Chase Campbell (Ball State '13; 1st season)

Director of Basketball Operations: Chaese Vaudrin (Geneva '17; 1st season)

Graduate Program Managers: Leighton Schrand (Xavier '20; 2nd season) and Sean Flannery (John Carroll '20; 2nd season)

* Graduate student academically.

STATE / COUNTRY BREAKDOWN

Alabama (1) Colby Jones	Georgia (2) Dwon Odom Elijah Tucker	Illinois (1) Spencer Cody	Kentucky (3) Adam Kunkel Dieonte Miles KyKy Tandy	New Jersey (1) Zach Freemantle
Australia (1) Ramon Singh	Florida (1) Nate Johnson	Indiana (2) Jack Nunge Paul Scruggs	Maryland (1) Ben Stanley	Ohio (1) Jerome Hunter
Connecticut (1) Zak Swetye				South Carolina (1) Cesare Edwards



CESARE EDWARDS

6-9 | 220 | FRESHMAN | FORWARD

HARTSVILLE, S.C. | HARTSVILLE HIGH SCHOOL

@CESARE_EDWARDS | @CESARE.EDWARDS

STEELE ON EDWARDS

“Cesare competed with the Upwards Stars on the Adidas Circuit. Cesare has a unique skill set for his size because he can shoot, pass, dribble, and post up. He is extremely versatile. He is also a terrific rebounder.”

AT HARTSVILLE HIGH SCHOOL

Scored over 1,000 career points and grabbed over 800 career rebounds ... Averaged 17.2 points, 15.0 rebounds, 2.0 assists and 3.0 blocks per game as a senior under head coach Yusef English, while being named Region Co-Player of the Year, 4A Boys SCBCA All-State, North-South All-Star game selection and a nominee for McDonalds All-American ... Averaged two made 3-pointers per game as a senior while shooting 37 percent from behind the arc ... Averaged 15.5 points, 12.7 rebounds, 2.6 blocks and 1.3 assists as a junior ... Earned a four-star and No. 87 composite ranking from 247Sports.

ENGLISH ON EDWARDS

“Cesare is the most complete player that I’ve ever coached. He has been working hard on his post moves over the last year and his aggression around the basket. He is a mismatch nightmare for other teams due to his versatility and ability to score inside and outside. He has such a pure shooting motion. If there is a shot in the book he can make it, whether his back is to the basket, mid-range or 3-point range. He is a team-first guy. And Xavier fans are going to love his motor.”

THE EDWARDS FILE

Full name: Cesare Moray Edwards

Nickname: Cae

Birthdate/Birthplace: December 26, 2002 in Columbia, S.C.

Parents: Tarisha and Joshua Edwards; father played college football at Greenville University

Sibling: Connor, who ran cross country at Limestone Univ.

Major: Entrepreneurial Studies

Shoe size: 15

Best thing about me as a player: I’m versatile

Favorite NBA player: Kevin Durant

Hobby: Playing pool; I use my own pool stick

First job I ever had: Washing cars

Something you probably don’t know about me: I’m goofy

Favorite thing to do with Mom and Dad: Joke and laugh

Favorite thing that my Mom cooks: Chili

Favorite place that I have visited: Manhattan

Favorite place that I’d like to visit: Pennsylvania

Favorite movie(s): The Fast and Furious franchise

Favorite cartoon: Spongebob

Favorite board game as a kid: Scrabble or Monopoly

#4 BY THE NUMBERS – WHO ELSE HAS WORN IT?

Charles Bronson	2007-08	Tim O’Connell	1965-68
Lenny Brown	1995-99	Churchill Odia	2004-05
Ducky Castelle	1959-60	Edmond Sumner	2014-17
James Coleman	1932-33	Travis Taylor	2011-13
Elias Harden	2017-19		
Jerry Helmers	1969-70		
David Hills	1950-52		
Tyrique Jones	2019-20		
Kenny Jordan	1933-34		
Mike Kelsey	1968-69		
Joe McNeil	1962-65		
Art Morthorst	1946-50		

4

ZACH FREEMANTLE

6-9 | 220 | JUNIOR | FORWARD
TEANECK, N.J. | BERGEN CATHOLIC HIGH SCHOOL

 @ZACHFREEMANTLE |  @ZACHVF



2021-22 PRESEASON HONORS

Voted by the leagues coaches to the 2021-22 preseason All-BIG EAST First Team ... Also listed as a preseason First Team All-BIG EAST selection by *Blue Ribbon Basketball Yearbook* and *Athlon Yearbook*.

MULTIPLE BIG EAST HONORS AS A SOPHOMORE

Selected to the 2020-21 All-BIG EAST Second Team by the league coaches, who also chose him for 2020-21 BIG EAST Most Improved Player Award honors after he improved from 7.5 ppg. and 4.3 rpg. as a freshman to 16.1 ppg. (fifth in BIG EAST) and 8.9 rpg. (first in BIG EAST) as a sophomore ... Named to the BIG EAST Conference Honor Roll on Dec. 14 and Feb. 15 ... Earned BIG EAST Player of the Week honors on Dec. 7 ... Member of the 2020 Xavier Invitational All-Tournament Team.

AS A SOPHOMORE (2020-21)

Led the team in scoring (fifth in the BIG EAST at 16.1 ppg.) and the entire BIG EAST Conference in rebounding (38th in the nation at 8.9 rpg.) ... Led the team in field goal percentage (sixth in the BIG EAST at .513) ... Led Xavier with 28 points on 12-14 shooting from the field, including a career-high four 3-pointers, in the Oklahoma win on Dec. 9 ... Hit 25-78 (.321) from 3-point range; that's more than double his 12 3-pointers in 32 games as a freshman ... Scored a game-high 20 points to go with a game-high nine rebounds vs. Seton Hall on Dec. 30 ... Captain with Paul Scruggs and Jason Carter.

SEEING DOUBLE-DOUBLE

Recorded six double-doubles in his last eight games (team-high eight total for the year): a career-high 30 points and a career-high 15 rebounds vs. UConn on Feb. 13, 22 points with 10 rebounds at St. John's on Feb. 16, 17 points and 10 rebounds vs. Butler on Feb. 21, 24 points with 12 rebounds at Providence on Feb. 24, 17 points with 10 rebounds vs. Creighton on Feb. 27 and 12 points and 12 rebounds at Georgetown on March 2.

AS A FRESHMAN (2019-20) ... BIG EAST ALL-FRESHMAN TEAM

Recorded eight of his 11 double-figure scoring games vs. BIG EAST competition, including a season-high tying 18 points to go with a career-high tying three steals vs. DePaul on March 11 in BIG EAST Tournament play ... 13 points and seven rebounds at Providence on March 4 and 11 points with six rebounds, three steals and three blocks vs. DePaul on Feb. 25 ... Came up big in his Madison Square Garden debut with 11 points and seven rebounds vs. St. John's on Feb. 17, including the go-ahead basket with 10 seconds left, a big rebound with two seconds left and then two free throws to provide the final margin ... Made his first 14 collegiate starts in the last 14 games ... Contributed 11 points to the Providence win on Feb. 8 ... Scored a career-high 18 points, including a pair of 3-pointers, to go with a career-high nine rebounds at Creighton on Jan. 26 ... Grabbed seven rebounds in his first collegiate start, the win over Georgetown

THE FREEMANTLE FILE

Full name: Zachary Vincent Freemantle
Nicknames: Baby Love, Big Frosty
Birthdate/Birthplace: October 18, 2000 in Teaneck, N.J.
Parents: Michaela and Larry Freemantle; mother played basketball at John Carroll
Sibling: Ian
Major: Sport Management
Shoe size: 15
Best thing about me as a player: My heart
Biggest fear: Spiders
Favorite super hero: Spider-Man
You'd be surprised to know: I can surf
First job I ever had: Camp counselor
Favorite board game as a kid: Monopoly
Favorite thing to do with my Dad: Play HORSE
Favorite food: Hot wings
Favorite movie: Above the Rim
Favorite city: New York
Favorite pro team: Knicks

#32 BY THE NUMBERS – WHO ELSE HAS WORN IT?

Jim Boothe	1956-57	Charlie Phillips	1959-60
Maurice Brantley	1990-92	Dave Piontek	1953-54
Keenan Christiansen	2002-06	Jim Renforth	1986-90
Kevin Coker	2012-16	Bert Robben	1939-42
Broderick Dow	1977-81	Russ Sweeney	1933-35
Bill Ferguson	1935-36	Ryan Welage	2018-19
Kenny Frease	2008-12	Darnell Williams	1995-00
Albert Geselbacht	1937-40		
Al Gundrum	1957-59		
Gary Holle	1972-73		
George Hollenstein	1960-63		
Paul Kobussen	1967-68		
John Macel	1964-67		
Mike McCall	1973-77		

32

2019-20

TEAM	DATE	MIN	FG-FGA	3FG-FGA	FT-FTA	O-D-T	PF	A	TO	BLK	STL	PTS
JACKSONVILLE	11/5	19	4-7	0-1	3-4	3-2-5	3	0	1	1	0	11
SIENA	11/8	19	2-4	0-0	3-4	2-4-6	3	1	1	0	1	7
MISSOURI	11/12	12	2-4	0-0	2-2	2-1-3	1	0	1	0	0	6
MISSOURI ST.	11/15	13	3-4	0-0	1-2	2-0-2	3	0	1	1	0	7
vs. Towson	11/21	15	1-4	0-0	1-2	1-2-3	3	0	0	3	1	3
vs. UConn	11/22	23	2-6	0-0	0-0	0-5-5	3	1	2	5	2	4
vs. Florida	11/24	13	2-3	0-0	0-0	0-1-1	0	0	0	0	1	4
LIPSCOMB	11/30	15	4-5	0-0	7-7	4-1-5	5	0	0	0	0	15
GREEN BAY	12/4	15	2-5	0-1	0-0	2-4-6	2	0	0	0	0	4
CINCINNATI	12/7	20	4-5	0-0	1-1	1-3-4	2	0	0	0	0	9
at Wake Forest	12/14	15	0-2	0-0	1-2	0-2-2	3	0	0	0	0	1
WESTERN CARO.	12/18	19	4-6	0-0	5-5	1-1-2	1	0	0	0	0	13
at TCU	12/22	14	3-6	1-1	2-3	2-2-4	2	0	1	0	0	9
at Villanova	12/30	17	3-7	0-0	0-0	3-2-5	0	2	2	2	1	6
ST. JOHN'S	1/5	15	1-1	0-0	1-3	2-2-4	1	0	0	0	0	3
SETON HALL	1/8	8	0-2	0-0	0-0	0-1-1	1	0	1	0	0	0
CREIGHTON	1/11	16	1-5	0-1	0-0	0-2-2	1	1	0	1	0	2
at Marquette	1/15	16	3-4	2-2	2-2	3-1-4	2	0	1	0	0	10
GEORGETOWN	1/22	28	1-5	0-2	2-2	4-3-7	3	1	0	1	1	4
at Creighton	1/26	36	7-12	2-4	2-2	4-5-9	2	1	0	1	0	18
MARQUETTE	1/29	31	4-10	2-4	1-2	0-4-4	3	1	1	0	0	11
at Seton Hall	2/1	23	2-5	0-2	1-1	0-3-3	5	0	2	0	0	5
at DePaul	2/4	15	1-4	0-1	0-0	0-3-3	4	0	1	0	0	2
PROVIDENCE	2/08	23	5-9	0-0	1-2	0-3-3	1	1	2	0	0	11
at Butler	2/12	26	4-8	1-1	0-0	2-3-5	3	0	0	0	0	9
at St. John's	2/17	25	4-8	1-1	2-2	3-4-7	1	3	3	1	1	11
VILLANOVA	2/22	31	1-6	0-2	0-0	2-2-4	0	0	1	1	0	2
DEPAUL	2/25	23	5-11	1-2	0-1	2-4-6	1	1	1	3	3	11
at Georgetown	3/1	22	2-7	0-1	2-2	0-5-5	0	0	3	1	0	6
at Providence	3/4	34	6-11	0-2	1-2	2-5-7	1	1	1	0	1	13
BUTLER	3/7	21	2-7	0-1	2-2	2-4-6	1	3	1	0	2	6
vs. DePaul	3/11	37	7-17	2-5	2-2	1-3-4	3	1	1	1	3	18

on Jan. 22 ... Contributed 10 points at Marquette on Jan. 15, including a pair of 3-pointers ... Hit 4-6 from the field and 5-5 free throws on his way to 13 points in 19 minutes vs. Western Carolina on Dec. 18 ... Tied for team-high scoring honors with 15 points vs. Lipscomb on Nov. 30 on 4-5 shooting from the field and 7-7 free-throw shooting to go with five rebounds ... Came up big in the UConn win on Nov. 22 with five blocks, five rebounds, four points and two steals ... Played 19 minutes in his collegiate debut vs. Jacksonville on Nov. 5, contributing 11 points and five rebounds.

BIG EAST HONOR ROLL

BIG EAST Conference coaches selected him and teammate KyKy Tandy to the 2019-20 BIG EAST All-Freshman Team and teammate Colby Jones to the 2020-21 team; Xavier's previous BIG EAST All-Freshman Team selections: Naji Marshall (2018) who is now with the New Orleans Pelicans, Edmond Sumner (2016) who played four seasons with the Indiana Pacers and Trevon Bluiett (2015), who is now playing professionally in Turkey ... Named BIG EAST Conference Freshman of the Week after averaging 11.0 points and 3.0 rebounds in 16.5 minutes per game in XU's games vs. Western Carolina on Dec. 18 and at TCU on Dec. 22 ... Shot 58.3 percent (7-12) from the field and 87.5 percent (7-8) from the free throw line in the two wins.

BLOCK PARTY PUT FREEMANTLE IN GREAT COMPANY

Had five blocks vs. UConn on Nov. 22, the most by a Musketeer since Zach Hankins blocked six shots vs. Detroit Mercy (12-21-18) ... Digging deeper into the records, the five blocks are the most by a Musketeer freshman since Aaron Williams blocked seven shots at Loyola of Chicago in the 1989-90 season (2-6-90); Williams, second all-time on Xavier's blocked shot chart with 197, played 14 seasons in the NBA.

AT BERGEN CATHOLIC HIGH SCHOOL

Four-star prospect ... Averaged 17.0 ppg., 10.5 rpg. and 2.0 bpg.,

FREEMANTLE'S CAREER NUMBERS AT XAVIER

Season	G-GS	Min/G	FG-FGA	Pct	3FG-FGA	Pct	FT-FTA	Pct	Off	Def	Tot	Avg	PF	FO	A	TO	Blk	Stl	Pts	Avg
2019-20	32-14	659/20.6	92-200	.460	12-34	.353	45-57	.789	50	87	137	4.3	64	2	18	28	22	17	241	7.5
2020-21	21-21	662/31.5	138-269	.513	25-78	.321	38-64	.594	41	146	187	8.9	49	3	30	42	18	15	339	16.1
TOTALS	53-35	1321/24.9	230-469	.490	37-112	.330	83-121	.686	91	233	324	6.1	113	5	48	70	40	32	580	10.9

2020-21

TEAM	DATE	MIN	FG-FGA	3FG-FGA	FT-FTA	O-D-T	PF	A	TO	BLK	STL	PTS
OAKLAND	11/25	29	10-15	1-2	0-0	3-9-12	1	4	1	2	1	21
BRADLEY	11/26	35	8-15	3-4	0-0	3-4-7	2	0	2	0	0	19
TOLEDO	11/27	15	4-10	0-4	1-2	0-4-4	4	0	2	1	0	9
EASTERN KY.	11/30	40	11-12	1-2	1-2	3-10-13	1	2	3	1	0	24
TENNESSEE TECH	12/2	22	5-10	0-2	4-9	1-5-6	5	0	2	2	2	14
at Cincinnati	12/6	34	7-15	2-5	0-1	0-9-9	3	0	4	0	0	16
OKLAHOMA	12/9	34	12-14	4-6	0-0	1-4-5	2	3	2	1	2	28
MARQUETTE	12/20	34	2-8	1-3	4-6	5-2-7	2	4	0	1	1	9
at Creighton	12/23	23	3-9	0-1	1-2	1-4-5	5	0	2	0	1	7
SETON HALL	12/30	35	8-16	2-5	2-2	4-5-9	2	3	0	1	2	20
ST. JOHN'S	1/6	21	0-6	0-1	5-6	3-7-10	2	0	3	1	0	5
PROVIDENCE	1/10	38	7-15	0-2	3-4	3-5-8	1	2	6	1	1	17
at Butler	1/30	36	3-10	0-5	0-3	1-9-10	1	1	1	1	2	6
UConn	2/13	37	13-26	2-7	2-3	3-12-15	4	1	3	1	1	30
at St. John's	2/16	35	10-16	2-4	0-0	1-9-10	1	1	0	0	0	22
BUTLER	2/21	27	5-9	0-3	7-11	2-8-10	4	0	0	2	0	17
at Providence	2/24	37	10-17	1-5	3-4	3-9-12	0	1	1	0	2	24
CREIGHTON	2/27	38	7-12	1-3	2-3	0-10-10	3	3	1	1	0	17
at Georgetown	3/2	31	4-15	3-8	1-2	2-10-12	2	1	2	1	0	12
at Marquette	3/6	29	3-9	1-3	1-2	0-6-6	3	0	2	1	0	8
vs. Butler	3/10	32	6-10	1-3	1-2	2-5-7	1	4	5	0	0	14

FREEMANTLE'S CAREER HIGHS AT XAVIER

- Points – 30 vs. UConn (Feb. 13, 2021)
- Field Goals Made – 13 vs. UConn (Feb. 13, 2021)
- Field Goals Attempted – 26 vs. UConn (Feb. 13, 2021)
- 3-Pt Field Goals Made – 4 vs. Oklahoma (Dec. 9, 2020)
- 3-Pt Field Goals Attempted – 8 at Georgetown (March 2, 2021)
- Free Throws Made – 7 vs. Butler (Feb. 21, 2021) and Lipscomb (Nov. 30, 2019)
- Free Throws Attempted – 11 vs. Butler (Feb. 21, 2021)
- Rebounds – 15 vs. UConn (Feb. 13, 2021)
- Assists – 4 vs. Butler (March 10, 2021), vs. Marquette (Dec. 20, 2020) and vs. Oakland (Nov. 25, 2020)
- Blocks – 5 vs. UConn (Nov. 22, 2019)
- Steals – 3 vs. DePaul (March 11, 2020) and vs. DePaul (Feb. 25, 2020)
- Minutes – 40 vs. Eastern Kentucky (Nov. 30, 2020)

while shooting 54 percent from the field as a senior, earning First Team All-State, All-League, All-County and All-North Jersey ... Led his team to a 27-4 record and championships of the Big North Conference, Bergen County Jamboree and the Non-Public A Championship, Bergen Catholic's first state title since 2002 ... Bergen Catholic reached the Tournament of Champions final for the first time in school history; scored a career-high 36 points and grabbing 14 rebounds in a win over Newark East Side in the TOC semifinals ... Averaged 20 ppg. in the state tournament ... Two-time First Team All-Bergen County (*Bergen Record*), who earned 2019 Big North Conference Player of the Year honors ... Garden State Hoops/My Play Bergen County Player of the Year ... Selected to play in the N.J. North-South All-Star game and the Capital Classic All-Star game in Washington, D.C. ... Finished his career with 1,152 points, 635 rebounds and 122 blocks, while leading his team to a composite 73-15 record ... Averaged 18.9 points, 10.3 rebounds, 1.4 blocks, 1.3 assists and 1.3 steals as a junior, while being one of only three underclassmen chosen as First Team All-Bergen County ... Basketball coach: Billy Armstrong.

JEROME HUNTER

6-8 | 210 | JUNIOR | FORWARD | COLUMBUS, OHIO
PICKERINGTON HIGH SCHOOL | INDIANA UNIVERSITY

@J_HUNTER35 | @JEROMEHUNTER1



STEELE ON HUNTER

“Jerome adds a lot of versatility to our roster. He has the ability to play all over the floor offensively and defensively. He is a young man that is ultra-competitive and will provide our team with a lot of toughness. I expect Jerome to make an instant impact on our team.”

2020-21 (REDSHIRT SOPHOMORE AT INDIANA)

Played in 55 games over two seasons at Indiana, including 25 games with four starts as a redshirt sophomore last season ... Averaged 6.3 ppg. and 3.0 rpg. in 19.5 minutes per game, while ranking third on the team with 25 3-point field goals ... There were several highlights of his sophomore season, including four double-figure scoring games, all of which came in Big Ten play: Hit 5-of-6 from the field en route to a career-high 16 points vs. Minnesota on Feb. 17, 12 points to go with a career-high tying seven rebounds at Wisconsin on Jan. 7, 12 points at Purdue on March 6 and 10 points at Ohio State on Feb. 13 ... Made his first career start and had five points and six rebounds against Michigan on Feb. 27, the first of four straight starts to end the season ... Basketball coach: Archie Miller for his entire Indiana career.

2019-20 (AS A REDSHIRT FRESHMAN AT INDIANA)

Played in 30 games, averaging 3.8 points and 2.1 rebounds in 14.4 minutes per game ... Recorded three double-figure scoring games: 12 vs. North Alabama on Nov. 12, 12 vs. Maryland on Jan. 26 and 10 vs. Purdue on Feb. 8 ... Shot 75.0 percent from the line... Contributed a basket, a rebound, a block and a steal against UConn on Dec. 10 ... Made five free throws against Ohio State on Jan. 11 ... Had a key blocked shot that sparked an IU comeback from a 10-point first half deficit at Minnesota on Feb. 17 ... Hit a big 3-pointer to start a 13-0 run against Penn State on Feb. 23.

2018-19 AT INDIANA

Sat out the 2018-19 season as a medical redshirt.

AT PICKERINGTON NORTH (OH) HIGH SCHOOL

Hunter, who was ranked No. 46 by 247Sports and No. 49 by Rivals as a senior, scored 20.2 ppg. and grabbed 10.2 rpg. while leading his team to a 20-5 record ... First Team All-State selection was rated as the No. 2 player in the State of Ohio ... OHSAA Division I Central District Co-Player of the Year ... District 11 Player of the Year ... OCC-Ohio Player of the Year led his team to the league title ... Averaged 20.6 points per game as a junior and was named first-team All-Metro by *The Columbus Dispatch* ... Basketball coach: Jason Bates.

THE HUNTER FILE

Full name: Jerome Hunter

Nickname: Rome

Birthdate/Birthplace: December 22, 1999 in Columbus, Ohio

Parent: Nichol Lewis

Siblings: Nasiyah Teague, Solomon Teague, Maleikhi Teague, Kierra Broadus and Jemeila Hunter; Jemeila is a sprinter on the Bowling Green track team

Major: Liberal Arts

Shoe size: 14

Biggest influence: Mom because of how hard she works.

I'm as good as anyone at: Fortnite

Most embarrassing moment: Scoring once at wrong hoop.

Who would play me in a movie: Will Smith

Favorite NBA player: Kevin Durant

Favorite NBA team: Brooklyn Nets

Favorite TV show: The Office

Favorite superhero: Spider-Man

Favorite foods: Fried chicken, Pizza and Chicken Alfredo

#21 BY THE NUMBERS – WHO ELSE HAS WORN IT?

Pete Accetta	1972-75	Ben Monhollen	1960-61
Rusty Blossom	1969-72	Ricky Reder	1967-70
Jerry Butler	1986-90	Jeff Robinson	2009-13
Anthony Coleman	2000-03	Tom Schlager	1968-69
Boubacar Coly	2003-06	Gene Smith	1951-52
William Donovan	1950-51	Tim Stainbrook	2013-17
Larry Foley	1941-42	Zak Swetye	2018-21
William Gates	1939-40	Ray Tomlin	1956-57
Joe Geiger	1961-64	Keith Walker	1977-80
Leroy Greenidge	1983-86	Nicholas Weiler	1937-39
Jim Hengehold	1964-67	Garry Whitfield	1975-77
Ricky Jannott	1957-59		
T.J. (Tavares) Johnson	1994-98		
Paul Jones	1981-83		
Robert Krueer	1940-41		
Chris Mack	1990-93		
Bill Middendorf	1959-60		
Tom Mitchell	1952-55		

21

2019-20 AT INDIANA

TEAM	DATE	MIN	FG-FGA	3FG-FGA	FT-FTA	O-D-T	PF	A	TO	BLK	STL	PTS
WESTERN ILLINOIS	11/5	16	2-5	0-1	3-4	2-1-3	1	0	1	0	1	7
PORTLAND STATE	11/9	15	3-6	2-4	1-2	1-2-3	2	0	0	0	0	9
NORTH ALABAMA	11/12	19	4-9	1-4	3-4	0-1-1	1	0	0	1	2	12
TROY	11/16	15	2-7	0-3	0-0	2-1-3	5	1	1	0	1	4
PRINCETON	11/20	10	0-1	0-1	2-2	0-1-1	0	0	0	1	0	2
LOUISIANA TECH	11/25	10	0-2	0-2	3-4	0-2-2	0	0	1	0	0	3
SOUTH DAKOTA ST.	11/30	13	0-2	0-1	0-0	0-2-2	3	0	2	0	0	0
FLORIDA STATE	12/3	7	0-0	0-0	0-0	0-2-2	2	0	2	0	0	0
at Wisconsin	12/7	14	1-3	0-2	0-0	1-2-3	2	2	2	1	0	2
vs. UConn	12/10	11	1-2	0-1	0-0	0-1-1	1	0	0	1	1	2
NEBRASKA	12/13	10	1-3	0-1	0-1	2-1-3	0	0	0	0	0	2
vs. Notre Dame	12/21	10	1-3	0-2	0-0	0-1-1	0	0	1	0	0	2
vs. Arkansas	12/29		DNP									
at Maryland	1/4	3	0-2	0-1	0-0	0-0-0	1	0	0	0	0	0
NORTHWESTERN	1/8	9	1-4	1-2	0-0	0-1-1	1	0	0	0	0	3
OHIO STATE	1/11	19	0-1	0-1	5-6	0-1-1	1	1	0	0	0	5
at Rutgers	1/15	20	1-5	0-2	0-0	1-2-3	2	0	3	0	1	2
at Nebraska	1/18	7	2-3	2-3	0-0	0-0-0	2	0	1	0	0	6
MICHIGAN STATE	1/23	8	0-0	0-0	2-2	0-2-2	0	0	0	0	0	2
MARYLAND	1/26	27	4-7	3-6	1-2	1-3-4	0	1	1	0	0	12
at Penn St	1/29		DNP									
at Ohio State	2/1	28	3-8	2-4	1-1	1-3-4	0	0	1	0	0	9
PURDUE	2/8	24	3-8	2-6	2-2	0-3-3	3	2	2	0	0	10
IOWA	2/13	8	1-2	1-2	0-0	0-4-4	3	0	1	0	0	3
at Michigan	2/16	21	1-4	0-2	1-2	3-2-5	1	0	1	0	0	3
at Minnesota	2/19	11	0-1	0-0	0-0	0-0-0	2	0	0	1	0	0
PENN STATE	2/23	20	1-2	1-1	0-0	0-3-3	1	0	0	0	1	3
at Purdue	2/27	14	0-2	0-1	0-0	0-0-0	1	0	1	0	1	0
at Illinois	3/1	21	2-5	2-4	0-0	1-1-2	2	2	1	1	0	6
MINNESOTA	3/4	10	0-0	0-0	0-0	0-0-0	0	0	2	0	0	0
WISCONSIN	3/7	13	1-3	1-3	0-0	0-1-1	1	0	0	0	2	3
vs Nebraska	3/11	18	1-3	1-3	0-0	0-4-4	1	0	2	1	1	3

2020-21 AT INDIANA

TEAM	DATE	MIN	FG-FGA	3FG-FGA	FT-FTA	O-D-T	PF	A	TO	BLK	STL	PTS
TENNESSEE TECH	11/25	21	4-6	1-2	0-0	0-1-1	0	3	0	0	2	9
vs. Providence	11/30	8	0-3	0-1	0-0	0-2-2	5	0	2	0	0	0
vs. Texas	12/1	18	1-4	1-2	1-3	0-1-1	2	0	1	0	0	4
vs. Stanford	12/2	14	2-4	0-1	0-1	1-3-4	2	1	0	0	0	4
at Florida State	12/9	16	2-4	2-3	0-0	1-2-3	2	0	1	0	0	6
NORTH ALABAMA	12/13	22	2-7	1-6	0-0	1-6-7	4	0	2	0	0	5
vs. Butler	12/19	12	1-3	1-1	0-0	0-1-1	1	0	1	0	0	3
NORTHWESTERN	12/23	16	1-4	1-3	0-0	0-2-2	2	0	0	0	0	3
at Illinois	12/26	16	1-5	0-0	0-0	0-4-4	0	1	0	0	0	2
PENN STATE	12/30	16	2-4	0-2	0-0	0-1-1	2	1	0	0	0	4
MARYLAND	1/4	18	2-6	2-5	0-0	1-2-3	3	2	0	0	0	6
at Wisconsin	1/7	25	5-8	2-4	0-0	0-7-7	4	1	1	0	0	12
at Nebraska	1/10	21	4-7	1-3	0-0	3-3-6	0	0	0	0	1	9
PURDUE	1/14	22	2-5	2-5	0-0	0-2-2	2	0	1	1	1	6
at Iowa	1/21	22	1-3	0-1	0-2	0-0-0	1	0	2	1	0	2
RUTGERS	1/24	11	3-6	2-3	1-3	0-1-1	1	0	0	0	1	9
ILLINOIS	2/2		DNP									
IOWA	2/7		DNP									
at NORTHWESTERN	2/10	17	2-5	1-3	2-2	0-5-5	1	0	1	0	0	7
at Ohio State	2/13	23	3-7	2-4	2-4	1-1-2	4	0	2	0	0	10
MINNESOTA	2/17	20	5-6	2-2	4-5	0-2-2	1	0	3	0	1	16
MICHIGAN STATE	2/20	17	2-5	1-3	0-0	1-0-1	2	1	0	0	0	5
at Rutgers	2/24	20	2-7	0-3	1-2	0-4-4	0	1	0	0	1	5
MICHIGAN	2/27	26	2-4	1-3	0-0	2-4-6	2	0	2	0	0	5
at Michigan State	3/2	29	2-7	0-4	2-2	1-4-5	4	0	1	0	0	6
at Purdue	3/6	33	5-10	1-6	1-1	0-2-2	2	1	0	0	2	12
vs. Rutgers	3/11	24	3-6	1-3	0-2	2-1-3	2	3	2	1	0	7

HUNTER'S CAREER HIGHS AT INDIANA

- Points** – 16 vs. Minnesota (Feb. 17, 2021)
- Field Goals Made** – 5 at Purdue (March 6, 2021), vs. Minnesota (Feb. 17, 2021) and at Wisconsin (Jan. 7, 2021)
- Field Goals Attempted** – 10 at Purdue (March 6, 2021)
- 3-Pt Field Goals Made** – 3 vs. Maryland (Jan. 26, 2020)
- 3-Pt Field Goals Attempted** – 6 at Purdue (March 6, 2021), vs. North Alabama (Dec. 13, 2020), vs. Purdue (Feb. 8, 2020) and vs. Maryland (Jan. 26, 2020)
- Free Throws Made** – 5 vs. Ohio St. (Jan. 11, 2020)
- Free Throws Attempted** – 6 vs. Ohio St. (Jan. 11, 2020)
- Rebounds** – 7 at Wisconsin (Jan. 7, 2021) and vs. North Alabama (Dec. 13, 2020)
- Assists** – 3 vs. Rutgers (March 11, 2021) and vs. Tennessee Tech (Nov. 25, 2020)
- Blocks** – 1 10 times (last vs. Rutgers on March 11, 2021)
- Steals** – 2 at Purdue (March 6, 2021), vs. Tennessee Tech (Nov. 25, 2020), vs. Wisconsin (March 7, 2020) and vs. North Alabama (Nov. 12, 2020)
- Minutes** – 33 at Purdue (March 6, 2021)



HUNTER'S CAREER NUMBERS AT INDIANA

Season	G-GS	Min/G	FG-FGA	Pct	3FG-FGA	Pct	FT-FTA	Pct	Off	Def	Tot	Avg	PF	FO	A	TO	Blk	Stl	Pts	Avg
2019-20*	30-0	431/14.4	36-103	.350	19-63	.302	24-32	.750	15	47	62	2.1	39	1	9	26	7	11	115	3.8
2020-21*	25-4	487/19.5	59-136	.434	25-73	.342	14-27	.519	14	61	75	3.0	49	1	15	22	3	9	157	6.3
TOTALS*	55-4	918/16.7	95-239	.397	44-136	.324	38-59	.644	29	108	137	2.5	88	2	24	48	10	20	272	4.9

* Includes statistics from Indiana University

NATE JOHNSON

6-4 | 192 | SENIOR | GUARD | MIAMI, FLA.
 McARTHUR HIGH SCHOOL | GARDNER-WEBB UNIVERSITY

@NATEJOHNSON_10 | @NATEJOHNSON.10



ONE OF THE NATIONAL LEADERS FROM DEEP RANGE (2020-21)

Second in the BIG EAST Conference and fourth in the nation in 3-point percentage (.452) ... Third in the BIG EAST in 3-point field goals at 2.6 per game ... Had a streak of four straight games of 14 points snapped vs. Butler on Feb. 21 ... Hit 4-7 3-pointers vs. UConn on Feb. 13; 4-6 from 3-point range against Providence on Jan. 10 and at Butler on Jan. 30 ... Hit a Xavier career-high 7 3-pointers vs. Oklahoma on Dec. 9 and finished with a Xavier career-high 25 points; that marked the most 3-pointers by a Musketeer since Trevon Bluiett hit eight in a win over Seton Hall at Cintas Center in 2018.

AN IMMEDIATE IMPACT (2020-21)

Third on the team and 25th in the BIG EAST in scoring at 11.4 ppg. ... Second on the team and 12th in the BIG EAST in steals at 1.2 spg. ... Started each of the first 16 games and recorded double-figure scoring 11 times before his season came to an end due to injury ... 17 points (5-9 3-pointers), five rebounds and five assists in his Xavier debut vs. Oakland on Nov. 25 ... 18 points vs. Eastern Kentucky on Nov. 30, including two big 3-pointers in overtime, and led Xavier with 16 points in the Tennessee Tech win on Dec. 2.

AT GARDNER-WEBB

2019-20 Second Team All-Big South Conference ... Finished second on the team in scoring at 13.5 ppg., ranking 13th in the Big South ... Earned a reputation as an excellent shooter, hitting 84.5 percent (71-84) from the free-throw line and 41.1 percent (74-180) from 3-point range ... Finished third in the Big South in 3-point field goals at 2.5 made per game ... Scored a career-high 29 points on the strength of a career-high eight 3-pointers in an overtime win at High Point on Jan. 23 ... Scored 27 points on the strength of a career-high eight 3-pointers at Radford on Jan. 8 ... Also excelled on the defensive end, ranking second in the league in steals at 1.7 per game while also contributing 4.7 rebounds per game ... Split a pair of games against Big South rival Hampton and future teammate Ben Stanley, averaging 18.5 points and 4.0 rebounds for the two games ... Started all 35 games on the wing in the 2018-19 season, including GWU's 2019 NCAA Tournament First Round game against eventual champion Virginia ... Played in 77 games in three years at Gardner-Webb, earning 64 starts in 65 games played over his final two seasons ... Basketball coach: Tim Craft.

AT MCARTHUR (FLA.) HIGH SCHOOL

All-State ... First Team All-Broward County ... Averaged 22.5 points, 6.1 rebounds, 3.3 assists, 2.2 steals and 2.0 blocks per game as a senior under Warren Gale ... Scored a season-high 32 points in a showdown with national power Blanche Ely High ... Played his junior season at Miami Beach High, where he averaged 13.1 points, 7.6 rebounds and 5.6 assists per game.

THE JOHNSON FILE

Full name: Nathan Eugene Johnson Jr.

Nickname: Some call me Turtle-Man (thanks to my brother Johnathan)

Birthdate/Birthplace: April 25, 1998 in Killeen, Texas

Parents: Nathan Sr. and Carol Cruse

Siblings: Johnathan, Jessica, Jenika, Brinae, Xavier and twins Myles and Mya

Major: Sport Administration; graduated from Gardner-Webb with a degree in Communications.

Shoe size: 12

Hobbies: Bowling, golf and video games. I am a really good bowler.

I'm as good as anyone at: Ping-Pong

Favorite board game as a kid: Checkers

Favorite sports memory: Played in the 2019 NCAA Tournament against eventual champion Virginia

My most meaningful tattoo: One from Romans 8:31 "If God is for us, then who can be against us."

Favorite athletes: My Dad, who played semi-professional football, and Carmelo Anthony, the GOAT, who has great swagger and love of the game

Who would play me in a movie: Chris Tucker

#10 BY THE NUMBERS – WHO ELSE HAS WORN IT?

Leighton Schrand	2016-20	Jim Rippe	1972-75
Remy Abell	2014-16	Romain Sato	2000-04
Doug Alt	1969-72	Steve Thomas	1962-66
Joe Bowman	1984-86	Jamal Walker	1987-91
Chick Boxwell	1947-51	John Zeides	1968-69
Victor Fleming	1980-84		
Chris Hall	1967-68		
Ricky Jannott	1959-60		
Dave Lynch	1966-67		
Mark Lyons	2008-12		
Leo McDermott	1960-62		
David Payton	1975-79		

10

COLBY JONES

6-6 | 207 | SOPHOMORE | GUARD
BIRMINGHAM, ALA. | MOUNTAIN BROOK HIGH SCHOOL

 @KOVAJONESS |  @KOVAJONES



2021-22 PRESEASON RECOGNITION

Listed as one of the top 20 breakout players in the nation by college basketball expert Jon Rothstein.

BIG EAST ALL-FRESHMAN TEAM HONORS

2020-21 BIG EAST All-Freshman Team ... Joins an impressive list of Musketeers who have earned BIG EAST All-Freshman Team honors, including teammates Zach Freemantle (2020) and KyKy Tandy (2020) as well as Naji Marshall (2018), Edmond Sumner (2016) and Trevon Bluiett (2015) ... Marshall is with the New Orleans Pelicans, Sumner played four seasons with the Indiana Pacers (2018-21) and Bluiett is playing professionally in Turkey.

FRESH START AT XAVIER (2020-21)

Started the last six games and 11 games overall ... Just missed a double-double in his first career BIG EAST Tournament game, contributing 10 points and nine rebounds to go with four assists vs. Butler on March 10 ... Had 11 points, seven rebounds and four assists at Georgetown on March 2 ... Posted an impressive +25 in the +/- stat breakdown for the Creighton win ... Against Butler on Feb. 21 he contributed career highs of 11 rebounds, four assists and four steals to go with 13 points ... Played in 15 games, starting 11 times, while averaging 7.7 ppg. (fourth on the team), 4.8 rpg. (third on the team), 2.9 apg. (third on the team) and 1.3 spg. (second on the team) in 27.7 minutes per game.

BIG EAST WEEKLY HONORS TWICE

Named BIG EAST Conference Freshman of the Week on Feb. 22 ... Averaged 16.5 points, 8.5 rebounds, 2.0 assists and 3.0 steals for Xavier's two games that week, while shooting 64.7 percent from the field ... Scored a career-high 20 points at St. John's on Jan. 16 on 6-9 shooting to go with six rebounds and posted career highs of 11 rebounds, four assists and four steals in the Butler win on Feb. 21 to go with his 13 points ... Named BIG EAST Conference Freshman of the Week on Jan. 11 after averaging 12.5 points, 3.5 rebounds, 2.5 assists and 1.0 steals for Xavier wins over St. John's on Jan. 6 and Providence on Jan. 10; Hit the game-winning 3-pointer vs. Providence with 0.1 seconds left ... Jones, who shot 62.5 percent (10-16) from the field for the week, scored a Xavier game-high 16 points in the St. John's win on Jan. 6.

THE JONES FILE

Full name: Colby Everette Jones

Nicknames: Colb or Colby Cheese

Birthdate/Birthplace: May 28, 2002 in Birmingham, Ala.

Parents: Lesley Bryant and Chad Jones; Dad played basketball at UAB

Siblings: Marcus, Cairon, Trent and Christian; Cairon (C.J.) played at Arkansas and Middle Tennessee State before turning pro this past year

Pet: My dog lives with me (Marley, a Double-Doodle)

Major: Business Analytics

Shoe size: 14

Chose my number: #3 was my high school number; originally was #10 but gave that number to Nate Johnson

Favorite thing to do with my Dad: Play HORSE and then go out to eat something

Hobbies: Watching movies and reading

Biggest fear: Sharks

First job I ever had: Mowing lawns

Favorite movie: The Family Man

Who would play me in a movie: Michael Ealy

#3 BY THE NUMBERS – WHO ELSE HAS WORN IT?

Ashanti Burgess	2015-16	Pat Kelsey	1995-98
Justin Cage	2003-07	Brandon Randolph	2013-15
O'Neil Cooper	2011-12	Joe Schuessler	2012-13
Kevin Frey	1998-02	Tom Simms	1950-51
Quentin Goodin	2016-20	Brian Walsh	2008-10
Jim Kartholl	1947-50	John Wiethe	1933-34





AT MOUNTAIN BROOK HIGH SCHOOL

2020 Alabama Class 7A Player of the Year, leading his squad to a 32-3 record and the finals of the Alabama Class 7A State Championship ... 25.2 ppg, 7.8 rpg., 3.2 apg. and 2.5 spg. as a senior, while shooting 59.2 percent from the field, including 48.8 percent from 3-point range ... 2020 Super All-State Team (one of the top five players in the state) ... 2020 Class 7A First Team All-State selection 2019 Class 7A Third Team All-State as a junior, while leading Mountain Brook to the 2019 Alabama Class 7A State Championship ... Basketball coach: Bucky McMullan, who is now the head coach at Samford.

2020-21

TEAM	DATE	MIN	FG-FGA	3FG-FGA	FT-FTA	O-D-T	PF	A	TO	BLK	STL	PTS
OAKLAND	11/25		DNP									
BRADLEY	11/26		DNP									
TOLEDO	11/27		DNP									
EASTERN KY.	11/30		DNP									
TENNESSEE TECH	12/2		DNP									
at Cincinnati	12/6	16	2-2	0-0	1-2	0-4-4	1	3	1	0	1	5
OKLAHOMA	12/9	21	1-3	1-2	0-0	1-2-3	1	4	3	1	1	3
MARQUETTE	12/20	24	2-2	0-0	2-2	0-2-2	4	4	2	1	3	6
at Creighton	12/23	26	1-3	0-1	1-2	2-4-6	3	2	3	0	0	3
SETON HALL	12/30	28	1-5	0-3	0-0	1-3-4	0	4	0	0	0	2
ST. JOHN'S	1/6	28	6-10	0-2	4-6	2-2-4	3	3	3	0	1	16
PROVIDENCE	1/10	22	4-6	1-1	0-0	1-2-3	1	2	2	0	1	9
at Butler	1/30		DNP									
UCONN	2/13	21	0-2	0-0	5-8	1-2-3	2	2	0	0	1	5
at St. John's	2/16	26	6-9	3-5	5-5	2-4-6	4	0	1	0	2	20
BUTLER	2/21	35	5-8	1-2	2-3	3-8-11	1	4	3	0	4	13
at Providence	2/24	35	1-5	0-2	2-2	0-1-1	3	3	3	0	1	4
CREIGHTON	2/27	30	3-6	0-1	0-0	3-1-4	4	4	3	2	0	6
at Georgetown	3/2	32	3-9	1-2	4-5	3-4-7	4	4	1	0	1	11
at Marquette	3/6	33	0-6	0-2	2-2	2-3-5	3	1	0	0	3	2
vs. Butler	3/10	39	4-8	2-4	0-0	2-7-9	1	4	1	0	0	10

JONES' CAREER HIGHS

- Points** – 20 at St. John's (Feb. 16, 2021)
- Field Goals Made** – 6 at St. John's (Feb. 16, 2021) and vs. St. John's (Jan. 6, 2021)
- Field Goals Attempted** – 10 vs. St. John's (Jan. 6, 2021)
- 3-Pt Field Goals Made** – 3 at St. John's (Feb. 16, 2021)
- 3-Pt Field Goals Attempted** – 5 at St. John's (Feb. 16, 2021)
- Free Throws Made** – 5 at St. John's (Feb. 16, 2021) and vs. UConn (Feb. 13, 2021)
- Free Throws Attempted** – 8 vs. UConn (Feb. 13, 2021)
- Rebounds** – 11 vs. Butler (Feb. 21, 2021)
- Assists** – 4 vs. Butler (March 10, 2021), at Georgetown (March 2, 2021), vs. Creighton (Feb. 27, 2021), vs. Butler (Feb. 21, 2021), vs. Seton Hall (Dec. 30, 2020), vs. Marquette (Dec. 20, 2020) and vs. Oklahoma (Dec. 9, 2020)
- Blocks** – 2 vs. Creighton (Feb. 27, 2021)
- Steals** – 4 vs. Butler (Feb. 21, 2021)
- Minutes** – 39 vs. Butler (March 10, 2021)

JONES' CAREER NUMBERS AT XAVIER

Season	G-GS	Min/G	FG-FGA	Pct	3FG-FGA	Pct	FT-FTA	Pct	Off	Def	Tot	Avg	PF	FO	A	TO	Blk	Stl	Pts	Avg
2020-21	15-11	416/27.7	39-84	.464	9-27	.333	28-37	.757	23	49	72	4.8	35	0	44	26	4	19	115	7.7
TOTALS	15-11	416/27.7	39-84	.464	9-27	.333	28-37	.757	23	49	72	4.8	35	0	44	26	4	19	115	7.7

ADAM KUNKEL

**6-4 | 180 | SENIOR | GUARD | HEBRON, KY.
COOPER HIGH SCHOOL | BELMONT UNIVERSITY**

🐦 @AKUNK05 | 📷 @AKUNK05



MADE AN IMPACT IN HIS FIRST SEASON AS A MUSKETEER (2020-21)

Scored in double figures in three of the last four games, including 10 at Georgetown on March 2 and 11 at Marquette on March 6 ... Scored 12 points in the Creighton win on Feb. 27, including 10 in the decisive second half ... Made his first start as a Musketeer on Jan. 30 at Butler, contributing 15 points on 6-9 shooting, including 3-3 from 3-point range ... Scored 22 points in 17 minutes, hitting 7-9 from the field, including the game-winning 3-pointer vs. Marquette on Dec. 20 in just his third game as a Musketeer ... That big shot vs. Marquette earned him the top play on ESPN SportsCenter's Top 10 ... Became eligible on Dec. 5, the day before the game at Cincinnati, and contributed two 3-pointers to the win at UC ... Averaged 18.8 minutes per game.

AS A BELMONT SOPHOMORE (2019-20)

Started all 33 games and was the leading scoring for a Belmont team that finished 26-7 overall, finished 15-3 and won the Ohio Valley Conference regular season title for a second straight year; also won the OVC Tournament, which would have put his team in the NCAA Tournament for the second straight year before the COVID-19 pandemic cancelled March Madness ... Among OVC leaders in 10 statistical categories, including seventh in points per game (16.5 ppg.), second in 3-point field goals made (83) and second in free throw percentage (.821) ... 2019-20 Lou Henson All-America Team selection ... NABC All-District ... All-OVC First Team ... OVC All-Tournament Team after contributing 16 points and five assists in the 76-75 championship game win over Murray State on March 7, his last game in a Bruins' uniform ... Named OVC Player of the Week twice ... Second-greatest scoring increase in nation (+14.2 ppg. improvement over his freshman season) ... 29 double figure scoring games ... Scored 546 points, second-most by any sophomore in Belmont's NCAA Division I history ... Scored a career-high 35 points, hitting five 3-pointers, and grabbing two steals in the win at Boston College on Nov. 16 ... 28 points on the strength of a career-high seven 3-pointers in the Samford win on Nov. 11 ... Had nine games with at least four 3-pointers as a sophomore ... 27 points in the Lipscomb win on Dec. 3 and 26 points in the Jacksonville State win on Feb. 15 ... 22 points in the Feb. 22 win at EKU ... Scored 16 points vs. Alabama on Dec. 21 ... Basketball coach: Casey Alexander.

AS A BELMONT FRESHMAN (2018-19)

Played in 25 games as a freshman for a Belmont team that finished 27-6 overall and won the Ohio Valley Conference regular season title with a 16-2 record ... Earned an at-large berth to the NCAA Tournament ... Played 11 minutes in Belmont's NCAA victory over Temple in the First Four in Dayton on March 19, contributing five points, a blocked shot and a steal; logged two minutes two days later on March 21 in a two-point loss to Mary-

THE KUNKEL FILE

Full name: Adam Terrence Kunkel

Nicknames: AK, Kunk

Birthdate/Birthplace: December 9, 1999 in Erlanger, Ky.

Parents: Greg and Patti Kunkel; father played football at the University of Kentucky

Siblings: Jared and Tyler

Major: Sport Management

Shoe size: 12.5

Favorite sports moment to date: The NCAA Tournament win over Temple in 2019

Pregame ritual: Putting my wristband in my sock.

Team I'd love to play against: Kentucky

First job I ever had: Lazer Kraze

Favorite board game as a kid: Candy Land

Favorite food: Salmon

Favorite place that I have visited: Portugal

Who would play me in a movie: Adam Sandler, who is goofy and funny and can hoop a bit.

If I didn't play college basketball, what would be my sport: Football. I think I could be a pretty good quarterback but broke my ankle in the only year that I played so I gave it up.

#5 BY THE NUMBERS – WHO ELSE HAS WORN IT?

Richard Berning	1950-52	Andre Smith	1994-96
Trevon Bluiett	2014-18	Bill Steenken	1945-49
Derrick Brown	2005-09	Kyle Taylor	1986-87
Ducky Castelle	1959-60	Dezmine Wells	2011-12
Steve Drew	1982-84		
Chris Hall	1968-70		
John Koprowski	1935-36		
Joe McNeil	1962-65		
Khalil Nixon	2000-01		
Tim O'Connell	1965-68		
Mark Poynter	1989-93		

5

2018-19 AT BELMONT

TEAM	DATE	MIN	FG-FGA	3FG-FGA	FT-FTA	O-D-T	PF	A	TO	BLK	STL	PTS
ILLINOIS STATE	11/10	4	1-1	1-1	0-0	0-0-0	0	0	0	0	0	3
MIDDLE TENN.	11/12	10	0-1	0-1	0-0	0-0-0	2	1	0	0	0	0
at Lipscomb	11/15	12	0-0	0-0	0-0	0-0-0	3	2	1	0	0	0
TREVECCA	11/20	23	3-8	1-5	1-2	0-3-3	0	4	2	1	3	8
at Kennesaw St.	11/24	10	0-2	0-2	0-0	0-3-3	1	0	0	0	0	0
at Samford	11/29		DNP									
at Green Bay	12/1		DNP									
LIPSCOMB	12/4		DNP									
at UCLA	12/15	3	0-0	0-0	0-0	0-0-0	0	0	0	0	0	0
WESTERN KY	12/19		DNP									
at Purdue	12/29	2	0-0	0-0	0-0	0-0-0	0	0	0	0	0	0
JACKSONVILLE ST.	1/3	10	0-1	0-0	2-2	1-0-1	3	0	1	0	0	2
TENNESSEE TECH	1/5	12	2-7	1-4	0-0	0-2-2	1	0	0	0	1	5
MOREHEAD ST.	1/10	16	0-3	0-3	0-0	1-0-1	2	1	1	0	0	0
EASTERN KY.	1/12	17	1-2	1-2	3-3	0-0-0	1	0	1	0	2	6
at Jacksonville St.	1/17	7	0-1	0-1	0-0	0-0-0	3	0	0	0	1	0
TENNESSEE ST. UNIV	1/19	2	0-1	0-1	0-0	0-0-0	0	0	0	0	0	0
at Murray St.	1/24		DNP									
at Austin Peay	1/26		DNP									
S.E. MISSOURI	1/31		DNP									
UT MARTIN	2/2		DNP									
at Eastern KY.	2/7	13	0-1	0-1	0-0	0-2-2	0	1	0	0	0	0
at Morehead St.	2/9	6	0-0	0-0	0-0	0-0-0	0	2	0	0	0	0
at Tennessee St.	2/14	9	1-3	1-3	2-2	0-0-0	2	1	1	0	1	5
at Tennessee Tech	2/16	20	2-6	2-6	0-0	0-0-0	1	3	1	0	1	6
EASTERN ILLINOIS	2/21	12	2-4	1-3	0-0	0-0-0	1	1	0	0	0	5
SIU EDWARDSVILLE	2/23	5	0-0	0-0	0-0	0-0-0	1	0	1	0	0	0
at UT Martin	2/28	12	2-6	1-3	0-0	0-2-2	0	1	0	0	0	5
at S.E. Missouri	3/2	6	1-2	1-2	0-0	0-0-0	1	0	0	0	0	3
vs. Austin Peay	3/8	5	1-1	1-1	0-0	0-0-0	0	0	0	0	0	3
vs. Murray State	3/9	5	1-2	0-0	0-0	0-1-1	0	0	0	0	1	2
vs. Temple	3/19	11	0-1	0-1	5-6	0-1-1	0	0	0	1	1	5
vs. Maryland	3/21	2	0-0	0-0	0-0	0-0-0	0	0	0	0	0	0

land ... Scored a season-high eight points with four assists and three steals vs. Trevecca on Nov. 20 ... Scored six points vs. EKV on Jan. 12 and six points with three assists at Tennessee Tech on Feb. 16 ... Basketball coach: Rick Byrd.

AT COOPER HIGH SCHOOL

Four-year letterwinner at Cooper High under head coach Tim Sullivan ... 2018 Kentucky Boys' All-State (Associated Press & Louisville Courier-Journal) ... 2018 Kentucky Mr. Basketball Finalist ... Averaged 20.0 points and 7.7 rebounds per game on 51 percent field goal shooting and 45 percent 3-point shooting as senior ... Most Valuable Player of the Ohio-Kentucky All-Star Game ... 2018 Cincinnati.com All-Cincinnati Area Boys' Basketball Team ... 2018 Kentucky Co-Ninth Region Player of the Year ... 2017 AP Kentucky All-State Honorable Mention ... Led Cooper HS to 98-25 record over his four years, including the Ninth Region state semifinals as senior ... All-time leading scorer in school history ... Averaged 16.3 points, 3.9 rebounds per game as a junior as CHS went 31-5.

KUNKEL'S CAREER HIGHS AT XAVIER

- Points – 22 vs. Marquette (Dec. 20, 2020)
- Field Goals Made – 7 vs. Marquette (Dec. 20, 2020)
- Field Goals Attempted – 11 at Marquette (March 6, 2021)
- 3-Pt Field Goals Made – 3 at Butler (Jan. 30, 2021)
- 3-Pt Field Goals Attempted – 8 at Georgetown (March 2, 2021)
- Free Throws Made – 6 vs. Marquette (Dec. 20, 2020)
- Free Throws Attempted – 6 vs. Marquette (Dec. 20, 2020)
- Rebounds – 5 at Creighton (Dec. 23, 2020)
- Assists – 5 vs. Providence (Jan. 10, 2021)
- Blocks – 1 vs. UConn (Feb. 13, 2021), at Butler (Jan. 30, 2021) and vs. Seton Hall (Dec. 30, 2020)
- Steals – 2 at Georgetown (March 2, 2021), vs. Providence (Jan. 10, 2021), at Creighton (Dec. 23, 2020) and vs. Marquette (Dec. 20, 2020)
- Minutes – 28 at Butler (Jan. 30, 2021)

2019-20 AT BELMONT

TEAM	DATE	MIN	FG-FGA	3FG-FGA	FT-FTA	O-D-T	PF	A	TO	BLK	STL	PTS
at Illinois State	11/6	28	4-9	4-9	1-2	0-4-4	3	3	2	0	0	13
SAMFORD	11/11	24	10-14	7-11	1-3	1-0-1	2	0	1	1	1	28
at Boston College	11/16	29	10-20	5-9	10-10	1-0-1	3	2	2	0	2	35
HIGH POINT	11/18	22	4-12	4-9	2-2	1-3-4	1	3	0	0	1	14
at Lipscomb	11/20	27	5-10	2-7	4-4	0-1-1	4	2	3	0	1	16
at St. Louis	11/23	32	2-11	2-6	3-4	0-3-3	2	2	0	0	0	9
at Eastern Wash.	11/26	34	5-13	0-3	0-0	0-2-2	2	4	2	0	0	10
at Middle Tenn.	11/30	31	6-13	3-8	2-2	0-4-4	2	2	1	0	0	17
LIPSCOMB	12/3	34	10-18	4-8	3-3	1-2-3	3	1	5	1	1	27
CARSON-NEWMAN	12/11	22	5-10	4-7	3-4	2-2-4	0	2	1	0	2	17
KENNESAW ST.	12/18	27	10-15	3-6	1-2	0-2-2	1	0	1	0	1	24
vs. Alabama	12/21	34	7-21	2-8	0-0	1-1-2	5	0	1	0	3	16
at Western KY.	12/28	21	4-9	0-2	1-1	0-1-1	4	2	1	0	0	9
SIUE	1/2	35	2-11	1-6	7-9	0-1-1	4	3	4	1	0	12
EASTERN ILLINOIS	1/4	19	5-15	3-6	0-0	0-1-1	4	1	0	0	0	13
at S.E. Missouri	1/9	29	6-12	2-6	0-0	0-4-4	2	8	3	0	1	14
at UT Martin	1/11	35	6-18	5-10	2-2	0-0-0	2	1	2	1	2	19
EASTERN KY.	1/16	26	3-10	2-6	4-4	0-6-6	1	5	0	0	1	12
MOREHEAD STATE	1/18	34	6-17	2-9	2-2	0-4-4	3	1	1	0	1	16
at Murray State	1/23	37	8-15	4-7	3-6	1-3-4	2	2	2	1	0	23
at Austin Peay	1/25	36	6-13	1-4	0-1	3-3-6	5	3	3	0	0	13
at Tennessee Tech	1/30	30	3-10	2-6	5-5	0-6-6	2	4	2	0	1	13
at Jacksonville St.	2/1	31	2-8	1-6	8-8	1-2-3	2	2	2	0	2	13
MURRAY STATE	2/6	30	6-11	2-5	6-6	0-1-1	1	5	4	0	3	20
AUSTIN PEAY	2/8	30	6-9	2-3	5-6	0-1-1	2	5	2	1	1	19
TENNESSEE ST.	2/13	29	4-10	1-6	2-2	1-2-3	0	1	2	0	0	11
JACKSONVILLE ST.	2/15	35	10-18	3-7	3-4	1-3-4	3	4	0	0	1	26
at Morehead St.	2/20	23	7-15	2-5	0-0	0-2-2	1	2	1	0	0	16
at Eastern KY.	2/22	26	9-15	4-5	0-0	0-2-2	2	3	0	0	1	22
TENNESSEE TECH	2/27	35	3-11	1-6	2-4	0-3-3	1	5	1	0	1	9
at Tennessee St.	2/29	30	3-10	2-4	1-2	1-2-3	1	1	4	0	0	9
vs. Eastern KY.	3/6	32	5-15	2-7	3-3	1-5-6	3	3	1	0	2	15
vs. Murray St.	3/7	35	6-16	1-6	3-5	0-1-1	3	5	3	1	1	16

2020-21 AT XAVIER

TEAM	DATE	MIN	FG-FGA	3FG-FGA	FT-FTA	O-D-T	PF	A	TO	BLK	STL	PTS
OAKLAND	11/25		DNP									
BRADLEY	11/26		DNP									
TOLEDO	11/27		DNP									
EASTERN KY.	11/30		DNP									
TENNESSEE TECH	12/2		DNP									
at Cincinnati	12/6	15	2-5	2-4	0-0	0-0-0	0	0	1	0	1	6
OKLAHOMA	12/9	19	0-3	0-2	0-0	0-0-0	1	3	0	0	0	0
MARQUETTE	12/20	17	7-9	2-4	6-6	1-1-2	1	0	1	0	2	22
at Creighton	12/23	18	3-9	1-6	0-0	0-5-5	1	0	0	0	2	7
SETON HALL	12/30	14	0-1	0-1	0-0	0-2-2	1	0	1	1	1	0
ST. JOHN'S	1/6	14	1-5	0-3	0-0	0-0-0	2	1	0	0	1	2
PROVIDENCE	1/10	18	4-9	0-5	0-1	0-0-0	0	5	1	0	2	8
at Butler	1/30	28	6-9	3-3	0-0	0-3-3	3	2	4	1	0	15
UCONN	2/13	27	2-5	2-4	0-0	0-0-0	4	3	0	1	1	6
at St. John's	2/16	22	2-10	1-7	0-0	0-1-1	1	2	2	0	1	5
BUTLER	2/21	8	0-3	0-2	0-0	0-0-0	1	0	0	0	0	0
at Providence	2/24	16	1-4	1-3	0-0	0-2-2	4	1	0	0	1	3
CREIGHTON	2/27	19	4-9	2-5	2-2	0-1-1	1	2	1	0	1	12
at Georgetown	3/2	21	4-10	2-8	0-0	0-1-1	3	3	2	0	2	10
at Marquette	3/6	25	5-11	1-7	0-0	0-2-2	4	3	1	0	1	11
vs. Butler	3/10	19	2-6	1-4	0-0	0-1-1	1	1	0	0	0	5

KUNKEL'S CAREER HIGHS AT BELMONT

- Points – 35 at Boston College (Nov. 16, 2019)
- Field Goals Made – 10 vs. Samford (Nov. 11, 2019), at Boston College (Nov. 16, 2019), vs. Lipscomb (Dec. 03, 2019), vs. Kennesaw State (Dec. 18, 2019) and vs. Jacksonville St. (Feb. 15, 2020)
- Field Goals Attempted – 21 vs. Alabama (Dec. 21, 2019)
- 3-Pt Field Goals Made – 7 vs. Samford (Nov. 11, 2019)
- 3-Pt Field Goals Attempted – 11 vs. Samford (Nov. 11, 2019)
- Free Throws Made – 10 at Boston College (Nov. 16, 2019)
- Free Throws Attempted – 10 at Boston College (Nov. 16, 2019)
- Rebounds – 6 vs. Eastern Kentucky (Jan. 16, 2020), at Austin Peay (Jan. 25, 2020), at Tennessee Tech (Jan. 30, 2020) and vs. Eastern Kentucky (March 6, 2020)
- Assists – 8 at Southeast Missouri (Jan. 9, 2020)
- Blocks – 1 nine times
- Steals – 3 vs. Trevecca (Nov. 20, 2018), Alabama (Dec. 21, 2019) and Murray State (Feb. 6, 2020)
- Minutes – 37 at Murray St. (Jan. 23, 2020)

KUNKEL'S COLLEGIATE CAREER NUMBERS

Season	G-GS	Min/G	FG-FGA	Pct	3FG-FGA	Pct	FT-FTA	Pct	Off	Def	Tot	Avg	PF	FO	A	TO	Blk	Stl	Pts	Avg
2018-19*	25-0	234/9.4	17-53	.321	11-40	.275	13-15	.867	2	14	16	0.6	22	0	17	9	2	11	58	2.3
2019-20*	33-33	982/29.8	188-434	.433	83-213	.390	87-106	.821	16	77	93	2.8	76	2	87	58	7	30	546	16.5
2020-21	16-4	300/18.8	43-108	.398	18-68	.265	8-9	.889	1	19	20	1.3	28	0	26	14	3	16	112	7.0
All*	74-37	1516/20.5	248-595	.417	112-321	.349	108-130	.831	19	110	129	1.7	126	2	130	81	12	57	716	9.7

* Includes statistics from Belmont University

DIEONTE MILES

6-11 | 231 | SOPHOMORE | FORWARD
WALTON, KY. | WALTON-VERONA HIGH SCHOOL

🐦 @DIEONTEMILES | 📷 @KINGDIEONTE22



AS A FRESHMAN (2020-21)

Logged four minutes vs. UConn on Feb. 13, his first game action since Dec. 9 vs. Oklahoma ... Injury limited him to eight games ... Scored a career-high 12 points on 6-8 shooting in the win over Oakland on Nov. 25 to go with three assists and two blocked shots.

AS A FRESHMAN (2019-20)

Sat out the season as a redshirt.

TRAVIS STEELE ON MILES:

"Dieonte can protect the rim and block shots. He is very mobile for a kid his size. Offensively, he's a lefty so he's really comfortable using that left hand around the rim. He can really run and is very mobile for a kid his size. He's another guy that can hedge a ball screen, which is really important in today's game. Most importantly, he just knows how to play. He has a natural feel for the game and is skilled, whether it's in the low post or shooting 3-pointers."

AT WALTON-VERONA HIGH SCHOOL

Three-star prospect ... Kentucky "Mr. Basketball" candidate along with XU teammate KyKy Tandy ... Named First Team All-State (*Louisville Courier-Journal*) and First Team All-Region, while earning Eighth Region Player of the Year (Kentucky Association of Basketball Coaches), 32nd District MVP honors and NKCK Conference Player of the Year ... Cincinnati.com First Team Kentucky All-Star ... Averaged 14.7 points, 6.7 rebounds, 4.0 blocks and 3.0 assists as a senior, while shooting 64.4 percent from the field ... Led Walton-Verona to the state tournament for the first time since 1942 ... Finished his career with a school-record 350 blocks despite missing the majority of his junior year with a shoulder injury ... Led his team to three straight All-"A" Region Championships and three straight District Championships ... Team finished 28-7, falling in the state quarterfinals to Campbell County despite a state-tournament record 12 blocks from Miles MVP of the 8th Region Tournament, while leading his team to its first title in 77 years ... MVP of the All-"A" Regional Tournament and Sweet 16 All-Tournament Team honors ... Basketball coach: Grant Brannen.

THE MILES FILE

Full name: Dieonte Alexander Miles

Nickname: D

Birthdate/Birthplace: August 23, 2001 in Walton, Ky.

Parents: Roman and Tiechia Miles

Siblings: Melanie, Johnasia, Matthew and Jasmine

Pet: My dog lives with me (Stella, a Rottweiler/Lab mix)

Major: Communication Studies

Shoe size: 18

My number choice: My top choices are retired numbers (#23 for Byron Larkin and #42 for Tyrone Hill)

Best thing about me as a person: I have a good personality

Best thing about me as a player: I put the team first

Most famous person I've ever met: Andy Dalton

Favorite board game as a kid: Monopoly

Hobby: Watching WWE; favorite kids toy was a WWE belt

Biggest fear: Snakes

Favorite food: Chicken Alfredo

Favorite NBA player: Anthony Davis

First trophy I won: Was in football; wide receiver of the year

#22 BY THE NUMBERS – WHO ELSE HAS WORN IT?

John Albrinck	1956-57	Jamel McLean	2007-11
Landen Amos	2012-14	Bill Middendorf	1957-59
Perry Ashley	1968-70	Roy Neary	1937-39
Huck Budde	1951-53	Ron Nicolai	1959-61
Tim Chadwell	1979-80	Mike Ramey	1985-89
Tim Deardorff	1972-73	Brandon Rice	2004-06
A.J. Frazier	2018-19	Dick Schneider	1953-54
Kaiser Gates	2015-18		
Jamie Gladden	1989-93		
Brad Graff	1970-72		
Albert Howe	1936-37		
Andre Johnson	1999-02		
Edward Kluska	1939-40		

22

2020-21

TEAM	DATE	MIN	FG-FGA	3FG-FGA	FT-FTA	O-D-T	PF	A	TO	BLK	STL	PTS
OAKLAND	11/25	18	6-8	0-1	0-2	0-1-1	0	3	0	2	0	12
BRADLEY	11/26	10	0-1	0-0	0-0	2-0-2	0	0	0	1	0	0
TOLEDO	11/27	4	1-1	0-0	0-0	0-1-1	2	0	0	1	0	2
EASTERN KY.	11/30	3	0-1	0-0	0-0	0-3-3	1	0	0	1	0	0
TENNESSEE TECH	12/2	9	2-2	0-0	0-0	1-0-1	1	0	2	2	0	4
at Cincinnati	12/6		DNP									
OKLAHOMA	12/9	4	1-1	0-0	0-0	0-1-1	2	1	0	0	0	2
MARQUETTE	12/20		DNP									
at Creighton	12/23		DNP									
SETON HALL	12/30		DNP									
ST. JOHN'S	1/6		DNP									
PROVIDENCE	1/10		DNP									
at Butler	1/30		DNP									
UCONN	2/13	4	0-0	0-0	1-2	1-0-1	0	0	0	0	0	1
at St. John's	2/16		DNP									
BUTLER	2/21		DNP									
at Providence	2/24		DNP									
CREIGHTON	2/27		DNP									
at Georgetown	3/2		DNP									
at Marquette	3/6	0	0-0	0-0	0-0	0-0-0	0	0	0	0	0	0
vs. Butler	3/10		DNP									

MILES' CAREER HIGHS

- Points** – 12 vs. Oakland (Nov. 25, 2020)
- Field Goals Made** – 6 vs. Oakland (Nov. 25, 2020)
- Field Goals Attempted** – 8 vs. Oakland (Nov. 25, 2020)
- 3-Pt Field Goals Attempted** – 1 vs. Oakland (Nov. 25, 2020)
- Free Throws Made** – 1 vs. UConn (Feb. 13, 2021)
- Free Throws Attempted** – 2 vs. UConn (Feb. 13, 2021) and vs. Oakland (Nov. 25, 2020)
- Rebounds** – 3 vs. Eastern Kentucky (Nov. 30, 2020)
- Assists** – 3 vs. Oakland (Nov. 25, 2020)
- Blocks** – 2 vs. Tennessee Tech (Dec. 2, 2020) and vs. Oakland (Nov. 25, 2020)
- Minutes** – 18 vs. Oakland (Nov. 25, 2020)



MILES' CAREER NUMBERS AT XAVIER

Season	G-GS	Min/G	FG-FGA	Pct	3FG-FGA	Pct	FT-FTA	Pct	Off	Def	Tot	Avg	PF	FO	A	TO	Blk	Stl	Pts	Avg
2020-21	8-0	52/6.5	10-14	.714	0-1	.000	1-4	.250	4	6	10	1.3	6	0	4	2	7	0	21	2.6
TOTALS	8-0	52/6.5	10-14	.714	0-1	.000	1-4	.250	4	6	10	1.3	6	0	4	2	7	0	21	2.6

2.6

JACK NUNGE

7-0 | 245 | JUNIOR | FORWARD | NEWBURGH, IND.
CASTLE HIGH SCHOOL | UNIVERSITY OF IOWA

 @JNUNGE24 |  @JNUNGE24



2021-22 PRESEASON RECOGNITION

Listed as one of the top “under the radar” transfers in the nation by college basketball expert Jon Rothstein.

STEELE ON NUNGE

“Jack will provide the physicality and size that we sorely need in the BIG EAST Conference. He has a tremendous skill set that will allow him to play all over the floor. Jack has been a part of a really good University of Iowa team. I love the fact that he comes from a winning program. He is also a terrific young man.”

2020-21 (AS A REDSHIRT SOPHOMORE AT IOWA)

A two-time Academic All-Big Ten selection who averaged 7.1 points, 5.3 rebounds, 1.3 assists, 0.9 blocks and 15.9 minutes a game in 22 games in the 2020-21 season before suffering a knee injury on Feb. 25 at Michigan and missing Iowa’s last seven games ... Scored a career-high 18 points twice this past season, including 18 points and six rebounds vs. Ohio State on Feb. 4 and 18 points, a career-high 11 rebounds and a career-high tying six assists in the win at Michigan State on Feb. 13 ... Basketball coach: Fran McCaffery for his entire Iowa career.

2019-20 (AS A SOPHOMORE AT IOWA)

After using a redshirt year in 2018-19, started the first five games of the 2019-20 season, including his first career double-double with 14 points and 10 rebounds in a win over Oral Roberts on Nov. 15 ... Suffered a season-ending ACL-injury in that fifth start, Nov. 24 vs. Cal Poly, and was granted a medical hardship waiver.

2018-19 AT IOWA

Sat out as a redshirt.

2017-18 (AS A FRESHMAN AT IOWA)

Played in all 33 games as a freshman in the 2017-18 season, starting 14 times and ranking fifth on the team in scoring (5.7 ppg.) and second in blocked shots (25).

AT NEWBURGH (IND.) CASTLE HIGH SCHOOL

Prior to his time at Iowa, Nunge was an Indiana All-Star at Newburgh (Ind.) Castle High School and sparked his team to a berth in the Class 4A Semistate as a senior where it lost to eventual state champion Indianapolis Ben Davis ... Averaged 22.8 points, 11.6 rebounds and 3.5 blocks as a senior while being named First Team All-State and All-Metro (Evansville) Player of the Year ... Basketball coach: Brian Gibson.

THE NUNGE FILE

Full name: John Richard Nunge

Nickname: Jack

Birthdate/Birthplace: February 20, 1999 in Lynchburg, Va.

Parents: Beth and the late Mark Nunge; Dad played basketball at University of Rochester and Mom played basketball and softball at Central College in Iowa

Siblings: Rebecca, Jessica, Bobby and Joey; Bobby is a freshman at Xavier for the 2021-22 school year and lives with me; Rebecca played volleyball at Notre Dame and Jessica played at Florida State and is now at Illinois

Engaged this year: Fiancée is Gabrielle Orr

Pets: My dogs live with me (Hudson, German Shepherd/Husky mix, and Echo, German Shepherd mix)

Major: Working on his MBA; graduated from the University of Iowa with a degree in Accounting

Shoe size: 16

Hobbies: Golf and playing cards; really good card player

Favorite NBA player: Kevin Durant

When I was young: I tried to be like Dirk Nowitzki

Favorite food that Mom cooks: Shrimp with rice

First trophy I ever won was for: Swimming

#24 BY THE NUMBERS – WHO ELSE HAS WORN IT?

J.D. Barnett	1986-88	Andrew Mitchell	2014-15
Paul Beckman	1937-39	Anthony Myles	2002-04
Mark Brinkman	1973-74	Jim O’Connell	1953-54
Alvin Brown	1997-02	Joe Pangrazio	1966-68
Tom Condon	1980-82	Conor Peterson	2016-17
Tim Deardorff	1971-72	Leo Phillips	1958-59
Thomas Freppon	1961-64	Kamall Richards	2013-14
Joe Gromada	1968-71	KyKy Tandy	2020-21
Jim Haffner	1959-61	Frank Tartaron	1956-58
Richard Harris	1982-86	Robbie Williams	1972-73
Ken Harvey	1993-97		
Tom Hext	1964-66		
David Hils	1952-53		
Jerome Holmes	1988-89		
Drew Lavender	2005-08		
Charles McEvoy	1936-37		

24

2017-18 AT IOWA

TEAM	DATE	MIN	FG-FGA	3FG-FGA	FT-FTA	O-D-T	PF	A	TO	BLK	STL	PTS
CHICAGO STATE	11/10	19	2-4	0-1	6-7	1-3-4	1	0	2	1	4	10
ALABAMA STATE	11/12	20	2-6	2-4	0-0	2-3-5	1	1	1	2	3	6
GRAMBLING STATE	11/16	27	6-8	3-5	2-4	1-6-7	0	2	0	1	0	17
vs Louisiana	11/20	28	3-6	0-1	3-5	2-0-2	1	0	4	0	1	9
vs South Dakota St.	11/21	25	5-5	2-2	2-4	1-1-2	2	1	2	0	1	14
vs UAB	11/22	14	0-3	0-1	0-0	1-2-3	2	3	0	0	0	0
at Virginia Tech	11/28	20	2-4	0-1	0-0	2-4-6	1	0	1	0	1	4
Penn State	12/2	15	1-1	0-0	0-0	0-1-1	2	0	2	3	0	2
at Indiana	12/4	26	4-8	2-4	2-2	1-5-6	3	1	0	1	1	12
at Iowa State	12/7	23	7-14	1-5	1-3	4-4-8	4	4	0	1	0	16
SOUTHERN	12/10	20	2-5	1-2	6-6	0-2-2	1	2	1	4	0	11
vs Drake	12/16	10	2-3	0-0	1-1	0-0-0	2	0	2	1	0	5
Southern Utah	12/19	21	4-5	0-1	1-2	0-4-4	0	4	1	1	0	9
vs Colorado	12/22	10	1-2	0-1	1-1	0-1-1	0	1	0	0	0	3
Northern Illinois	12/29	21	3-8	1-4	0-0	1-1-2	0	1	1	2	2	7
Michigan	1/2	8	1-3	0-2	0-0	0-0-0	1	2	0	0	0	2
Ohio State	1/4	8	1-3	1-1	0-0	1-1-2	1	0	2	0	0	3
at Maryland	1/7	3	0-0	0-0	0-0	0-1-1	0	0	0	0	0	0
at Illinois	1/11	3	0-0	0-0	0-0	0-0-0	2	0	1	0	1	0
at Rutgers	1/17	10	1-2	0-0	0-0	1-1-2	3	0	1	0	0	2
Purdue	1/20	12	0-3	0-2	0-0	1-1-2	1	2	1	1	2	0
Wisconsin	1/23	2	1-1	0-0	0-0	0-0-0	1	0	0	0	0	2
at Nebraska	1/27	22	1-5	1-2	2-2	1-3-4	1	1	1	1	1	5
Minnesota	1/30	14	2-5	2-3	0-0	3-0-3	1	1	0	2	0	6
at Penn State	2/3	22	2-7	0-0	0-0	2-0-2	1	0	0	0	0	4
Michigan State	2/6	15	1-3	0-1	0-0	1-1-2	0	2	2	0	1	2
at Ohio State	2/10	21	6-12	1-4	5-5	3-2-5	0	1	0	0	0	18
at Michigan	2/14	12	0-4	0-2	0-0	1-0-1	1	1	2	1	0	0
Indiana	2/17	21	2-3	2-3	2-2	0-5-5	1	1	2	2	1	8
at Minnesota	2/21	17	3-6	0-2	0-0	2-2-4	1	3	1	1	2	6
Northwestern	2/25	9	0-5	0-2	0-1	2-1-3	1	0	0	0	0	0
vs. Illinois	2/28	10	1-2	0-0	3-4	1-0-1	0	0	1	0	0	5
vs. Michigan	3/1	9	0-3	0-1	0-0	0-1-1	2	0	1	0	0	0

2019-20 AT IOWA

TEAM	DATE	MIN	FG-FGA	3FG-FGA	FT-FTA	O-D-T	PF	A	TO	BLK	STL	PTS
SIUE	11/8	15	0-3	0-2	2-2	1-0-1	2	2	2	0	0	2
DePaul	11/11	10	0-2	0-0	0-0	0-0-0	1	0	1	0	0	0
Oral Roberts	11/15	27	6-13	2-5	0-0	3-7-10	2	2	1	0	0	14
North Florida	11/21	24	5-11	1-5	0-0	1-6-7	2	3	1	0	1	11
Cal Poly	11/24	12	1-4	0-2	1-2	2-3-5	0	2	1	0	0	3

2020-21 AT IOWA

TEAM	DATE	MIN	FG-FGA	3FG-FGA	FT-FTA	O-D-T	PF	A	TO	BLK	STL	PTS
Western Illinois	12/3	19	8-11	2-4	0-0	2-3-5	3	0	0	1	1	18
North Carolina	12/8	23	2-9	0-5	0-0	2-1-3	3	2	0	0	0	4
Iowa State	12/11	19	7-9	1-2	2-2	6-4-10	2	1	3	2	0	17
Northern Illinois	12/13	15	2-6	0-2	0-0	3-5-8	2	2	0	1	0	4
vs. Gonzaga	12/19	24	4-10	0-2	2-5	6-2-8	2	1	0	2	0	10
Purdue	12/22	16	1-5	0-4	2-2	3-2-5	1	2	0	1	0	4
at Minnesota	12/25	9	1-2	0-1	0-0	1-1-2	2	0	1	0	0	2
Northwestern	12/29	9	0-2	0-0	2-2	1-1-2	0	3	0	0	0	2
at Rutgers	1/2	20	1-3	1-2	2-2	1-6-7	2	1	3	3	1	5
at Maryland	1/7	18	2-6	1-2	0-0	1-5-6	3	3	3	0	1	5
Minnesota	1/10	17	1-4	0-0	1-2	1-9-10	0	2	1	1	0	3
at Northwestern	1/17	18	3-5	1-2	5-6	0-1-1	0	0	1	0	0	12
Indiana	1/21	15	2-4	0-1	1-1	3-2-5	4	1	2	0	0	5
at Illinois	1/29	15	2-7	0-2	0-0	1-2-3	3	0	0	4	1	4
Michigan State	2/2	23	4-5	2-2	2-3	4-4-8	2	1	0	0	1	12
Ohio State	2/4	24	6-12	4-7	2-2	2-4-6	0	2	2	0	0	18
at Indiana	2/7	25	0-5	0-2	2-2	3-4-7	1	1	1	2	1	2
Rutgers	2/10	12	1-4	0-2	2-2	3-2-5	0	0	2	1	1	4
at Michigan State	2/13	26	7-11	1-2	3-3	2-9-11	1	6	0	1	0	18
at Wisconsin	2/18	7	2-3	1-1	1-1	2-0-2	2	0	0	0	0	6
Penn State	2/21	7	1-4	0-1	0-0	1-2-3	2	1	1	0	0	2
at Michigan	2/25	2	0-1	0-1	0-0	0-0-0	0	0	0	0	0	0

Missed last seven games due to injury.

NUNGE'S CAREER HIGHS AT IOWA

Points – 18 at Michigan St. (Feb. 13, 2021), vs. Ohio St. (Feb. 4, 2021), vs. Western Illinois (Dec. 3, 2020) and at Ohio St. (Feb. 10, 2018)

Field Goals Made – 8 vs. Western Illinois (Dec. 3, 2020)

Field Goals Attempted – 14 at Iowa St. (Dec. 7, 2017)

3-Pt Field Goals Made – 4 vs. Ohio St. (Feb. 4, 2021)

3-Pt Field Goals Attempted – 7 vs. Ohio St. (Feb. 4, 2021)

Free Throws Made – 6 vs. Southern (Dec. 10, 2017) and vs. Chicago St. (Nov. 10, 2017)

Free Throws Attempted – 7 vs. Chicago St. (Nov. 10, 2017)

Rebounds – 11 at Michigan St (Feb. 13, 2021)

Assists – 6 at Michigan St. (Feb. 13, 2021)

Blocks – 4 at Illinois (Jan. 29, 2021) and vs. Southern (Dec. 10, 2017)

Steals – 4 vs. Chicago St. (Nov. 10, 2017)

Minutes – 28 vs. Louisiana (Nov. 20, 2017)



NUNGE'S CAREER NUMBERS AT THE UNIVERSITY OF IOWA

Season	G-GS	Min/G	FG-FGA	Pct	3FG-FGA	Pct	FT-FTA	Pct	Off	Def	Tot	Avg	PF	FO	A	TO	Blk	Stl	Pts	Avg
2017-18	33-14	517/15.7	66-149	.443	19-57	.333	37-49	.755	35	56	91	2.8	38	0	34	32	25	21	188	5.7
2019-20	5-5	88/17.7	12-33	.364	3-14	.214	3-4	.750	7	16	23	4.6	7	0	9	6	0	1	30	6.0
2020-21	22-0	351/15.9	57-128	.445	14-47	.298	29-35	.829	48	69	117	5.3	35	0	29	20	19	7	157	7.1
TOTALS	60-19	956/15.9	135-310	.435	36-118	.305	69-88	.784	90	141	231	3.9	80	0	72	58	44	29	375	6.3

DWON ODOM

6-2 | 182 | SOPHOMORE | GUARD
ALPHARETTA, GA. | ST. FRANCIS HIGH SCHOOL
 @DWONODOM1 | @DODOM23



MAKING A POINT AT XAVIER (2020-21)

Had an assist-to-turnover ratio of 3.11, which was the best in the BIG EAST and among the nation's best although not ranked due to the minimum assist average needed (3.0 apg.) ... Ranked second on team and 15th in BIG EAST in assists at 2.9 apg. ... Made 11 starts in 19 games played ... Came up big vs. Creighton on Feb. 27, contributing 12 points, four assists, two steals and two blocks ... Contributed 11 points on 5-6 shooting to go with five rebounds and two assists at Providence on Feb. 24 and 11 points and five rebounds to the St. John's win on Jan. 6 ... Got off to an impressive start to his collegiate career and started each of the first seven games at point guard before being forced to sit out two games due to Covid-19 protocols ... Returned for the Seton Hall game on Dec. 30 ... The first freshman to start his first game in a Xavier uniform since Trevon Bluiett vs. Northern Arizona (11-14-14) and the first freshman to score in double figures in his first game since teammate Zach Freemantle did it in the 2019-20 season vs. Jacksonville with 11 points; finished the Oakland game on Nov. 25 with 12 points ... On Nov. 26 Odom drove the lane and scored what proved to be the game-winner with less than four seconds on the clock against Bradley.

HIGHLY RANKED

Earned 4-star rankings from 247sports, Rivals and ESPN ... Checked in at No. 55 (No. 9 point guard) on 247sports ... No. 79 in the overall prospect rankings.

AT ST. FRANCIS HIGH SCHOOL

Led his St. Francis team to back-to-back Georgia Class A Private School State Championships in his final two seasons ... Played in all 126 games in his four-year career, while his teams posted a 109-17 record ... Scored 2,378 career points (second on the school's all-time list behind Kobi Simmons), dishing off a school-record 865 assists, grabbing 695 rebounds (fifth all-time) and grabbing a school-record 285 steals ... Averaged 20.6 points, 6.4 assists, 5.0 rebounds and 2.2 steals per game and shot 65 percent from the field as a senior, while being named Class A State Player of the Year for a second straight season and being named Regional Player of the Year for the third straight season ... Averaged 21.8 points, 7.1 assists, 5.9 rebounds and 2.4 steals per game while shooting 68 percent from the field as a junior ... Scored a game-high 28 points to go with seven assists in the 2019 championship game, including 17 points in the decisive fourth quarter ... Basketball was not the only state championship that Odom won as a junior as he won the 2019 Georgia State Triple Jump title as a member of the St. Francis track team ... Led his hoops team to a 2017-18 Georgia Class A Private School State Runner-up finish as a sophomore ... Same high school that sent Kaiser Gates to Xavier ... Basketball coach: Drew Catlett.

THE ODOM FILE

Full name: Dwon Terrell Odom
 Nicknames: D.O., D
 Birthdate/Birthplace: Nov. 8, 2000 in Pembroke Pines, Fla.
 Parents: Seanna Patryce Reath and Willie Reath
 Siblings: Dwayne, Sandra and Keyki; Dwayne played football at Central Arkansas
 Pet: My dog lives with me (Zeus, a Pit Bull)
 Major: Sport Management
 Career goal after basketball: Own a business or coach
 Shoe size: 13
 Pregame rituals: I eat two packs of Skittles; that started in high school when I saw Marshawn Lynch do it. Also, I always put my left sock and shoe on first.
 Favorite sports moments: Setting school records in two sports (basketball and track)
 Hobbies: Watching movies and bowling.
 Favorite movies: Many of my favorites are sports movies like Blind Side, More Than A Game, Coach Carter and Like Mike but also have Garfield and High School Musical on my list.
 Favorite foods: Cereal and pizza; love my Mom's black beans, yellow rice and chicken
 Favorite board game as a kid: Monopoly
 Best thing about me: I will always tell the truth. Honesty is a quality I look for in friends; being funny is great too.

#11 BY THE NUMBERS – WHO ELSE HAS WORN IT?

Malcolm Bernard	2016-17	Bryce Moore	2019-20
Ed Bissmeyer	1946-48	Steve Poppe	1968-70
Jay Canty	2010-11	B.J. Raymond	2005-09
Dee Davis	2012-15	Angelo Smith	2002-04
Norman Grevey	1949-51	Steve Thomas	1962-66
Chris Hall	1967-68		
Ricky Jannott	1959-60		
Kerem Kanter	2017-18		
Keonte Kennedy	2018-19		
Stan Kimbrough	1985-89		
Dave Lynch	1966-67		
Leo McDermott	1960-62		

11

ST. FRANCIS HIGH SCHOOL COACH DREW CATLETT ON ODOM

“Dwon is the true definition of a winner. Dwon is very athletic and very competitive but above all he is a team-first guy. Stats never tell the whole story but the record was impressive over his career and he was among the school’s all-time leaders in assists, rebounds, steals and points. He is a blue-collar player who comes to work every day to do what is necessary to be successful and that impacts the entire team.”



2020-21

TEAM	DATE	MIN	FG-FGA	3FG-FGA	FT-FTA	O-D-T	PF	A	TO	BLK	STL	PTS
OAKLAND	11/25	25	5-8	0-2	2-2	0-3-3	4	4	1	2	1	12
BRADLEY	11/26	26	2-10	0-0	0-0	1-3-4	1	4	0	0	1	4
TOLEDO	11/27	33	4-8	0-2	0-0	1-4-5	1	6	1	2	1	8
EASTERN KY.	11/30	29	3-5	0-0	0-2	0-7-7	2	6	7	3	0	6
TENNESSEE TECH	12/2	31	2-6	0-0	0-0	0-3-3	0	5	1	0	2	4
at Cincinnati	12/6	20	0-1	0-0	6-8	0-2-2	3	2	2	0	0	6
OKLAHOMA	12/9	14	2-3	0-0	1-1	0-1-1	1	5	0	0	0	5
MARQUETTE	12/20		DNP									
at Creighton	12/23		DNP									
SETON HALL	12/30	15	2-3	0-0	0-0	0-1-1	0	5	0	0	0	4
ST. JOHN'S	1/6	28	5-10	0-0	1-3	1-4-5	2	2	1	0	1	11
PROVIDENCE	1/10	19	1-3	0-1	1-2	0-1-1	1	3	0	0	2	3
at Butler	1/30	19	0-6	0-1	2-2	1-0-1	0	2	0	0	0	2
UCONN	2/13	10	1-2	0-0	0-0	0-0-0	1	0	1	0	0	2
at St. John's	2/16	5	0-1	0-0	0-0	0-0-0	1	0	0	0	0	0
BUTLER	2/21	13	3-6	0-0	2-3	0-0-0	1	3	0	0	1	8
at Providence	2/24	31	5-6	1-1	0-0	1-4-5	3	2	0	0	0	11
CREIGHTON	2/27	28	6-10	0-2	0-1	0-3-3	2	4	1	2	2	12
at Georgetown	3/2	26	3-8	1-3	1-2	0-2-2	2	0	3	0	1	8
at Marquette	3/6	18	2-3	0-0	1-2	0-2-2	3	3	0	0	1	5
vs. Butler	3/10	32	7-9	0-1	0-0	0-3-3	4	0	0	1	0	14

ODOM'S CAREER HIGHS

- Points** – 14 vs. Butler (March 10, 2021)
- Field Goals Made** – 7 vs. Butler (March 10, 2021)
- Field Goals Attempted** – 10 vs. Creighton (Feb. 27, 2021), vs. St. John's (Jan. 6, 2021) and vs. Bradley (Nov. 26, 2020)
- 3-Pt Field Goals Made** – 1 at Georgetown (March 2, 2021) and at Providence (Feb. 24, 2021)
- 3-Pt Field Goals Attempted** – 3 at Georgetown (March 2, 2021)
- Free Throws Made** – 6 at Cincinnati (Dec. 6, 2020)
- Free Throws Attempted** – 8 at Cincinnati (Dec. 6, 2020)
- Rebounds** – 7 vs. Eastern Kentucky (Nov. 30, 2020)
- Assists** - 6 vs. Eastern Kentucky (Nov. 30, 2020) and vs. Toledo (Nov. 27, 2020)
- Blocks** – 3 vs. Eastern Kentucky (Nov. 30, 2020)
- Steals** – 2 vs. Creighton (Feb. 27, 2021), vs. Providence (Jan. 10, 2021) and vs. Tennessee Tech (Dec. 2, 2020)
- Minutes** – 33 vs. Toledo (Nov. 27, 2020)

ODOM'S CAREER NUMBERS AT XAVIER

Season	G-GS	Min/G	FG-FGA	Pct	3FG-FGA	Pct	FT-FTA	Pct	Off	Def	Tot	Avg	PF	FO	A	TO	Blk	Stl	Pts	Avg
2020-21	19-11	422/22.2	53-108	.491	2-13	.154	17-28	.607	5	44	49	2.6	32	0	56	18	10	13	125	6.6
TOTALS	19-11	422/22.2	53-108	.491	2-13	.154	17-28	.607	5	44	49	2.6	32	0	56	18	10	13	125	6.6

PAUL SCRUGGS

**6-5 | 198 | SENIOR | GUARD | INDIANAPOLIS, IND.
SOUTHPORT HIGH SCHOOL | PROLIFIC PREP (CALIF.)**

THE1PAULSCRUGGS | @THE1PAULSCRUGGS



2021-22 PRESEASON ACCOLADES FOR FIFTH-YEAR SENIOR

The first Xavier player to play a fifth season; only played 49 combined games the last two seasons due to the pandemic ... Among the 20 Watch List candidates for the 2022 Bob Cousy Point Guard of the Year Award ... Unanimous preseason First Team All-BIG EAST Conference selection by the league coaches ... Selected by ESPN analyst Dick Vitale as a preseason Fifth Team All-American ... *Blue Ribbon* First Team and *Athlon Yearbook* Second Team All-BIG EAST.

AS A LEADER IN 2020-21

2020-21 NABC (National Association of Basketball Coaches) Second Team All-District 5 ... 2020-21 All-BIG EAST Second Team ... Voted as a captain with Zach Freemantle and Jason Carter ... Second on the team in scoring at 14.0 ppg. (11th in the BIG EAST), including his game-high 24-point effort at Butler on Jan. 30 on 9-13 shooting ... Led the BIG EAST and was 20th in the nation in assists at 5.7 apg., including his career-high 12-assist game vs. UConn on Feb. 13 ... Third in the BIG EAST and 49th in the nation in assist-to-turnover ratio at 2.25, which was a dramatic improvement from the 2019-20 season's 1.0 assist-to-turnover ratio ... Third in the BIG EAST in steals at 1.6 spg. ... Third in the BIG EAST in free-throw percentage (58-69 for 84.1 percent), including 11 straight made attempts ... Recorded double-figure scoring in 14 games, six of which were 20-point games, including a 23-point effort vs. Creighton on Feb. 27 on 9-13 shooting (to go with seven rebounds and five assists) and a 22-point effort at Providence on Feb. 24 ... Scored a game-high 20 points in the win at Cincinnati on Dec. 6, added 20 points and eight assists vs. Oklahoma on Dec. 9, dished 10 assists in the Oakland win on Nov. 25 and contributed 14 points and nine assists in the Tennessee Tech victory on Dec. 2.

PILING UP THE HONORS

Selected to the 2020-21 All-BIG EAST Second Team by the league coaches ... BIG EAST Conference Honor Roll three times in the 2020-21 season, including on March 1 (fourth overall BIG EAST honor for the season) after averaging 22.5 points, 4.5 rebounds, 4.0 assists and 1.5 steals per game in Xavier's games at Providence on Feb. 24 and vs. Creighton on Feb. 27 ... Also earned the honor on Feb. 1 after scoring a game-high 24 points in the win at Butler on Jan. 30 on the strength of 9-13 shooting to go with seven rebounds ... Named BIG EAST Player of the Week on Dec. 21 after scoring a game-high 29 points to go with six assists in the Marquette win on Dec. 20; earned a spot on the BIG EAST Honor Roll on Nov. 30 ... MVP of the Xavier Invitational ... Among the 20 preseason watch list members for the 2021 Jerry West Shooting Guard of the Year Award.

CLIMBING XAVIER'S CAREER SCORING LIST

Became the 57th member of Xavier's 1,000 Point Club during the Eastern Kentucky game on Nov. 30 ... Has now scored 1,246 career points and moved up to 30th place on Xavier's all-time scoring list.

AS A JUNIOR (2019-20)

Sat out the final three games of the season with an injury ... Scored

THE SCRUGGS FILE

Full name: Paul Edward Scruggs

Nickname: Scrizzel

Birthdate/Birthplace: March 9, 1998 in Indianapolis, Ind.

Parents: Dan and Brenda Scruggs

Siblings: J.W., Dominique, Jeremy, Nick, Aaron, Dan III

Pets: My three dogs are with me; Apollo (Black Lab), Athena (Lab/Rottweiler mix) and Joy (German Shepherd/Terrier mix)

Major: Liberal Arts

Career goal outside basketball: Own my own business

Shoe size: 13.5

I chose my number: Because I will be the first person in my family to graduate college.

Best thing about me as a player: I pass first

Best thing about me as a person: I am very easy to talk to

Pre-game ritual: Listen to old-school R&B music

My favorite place that I have visited: The Bahamas

Favorite meal: Chicken Alfredo

Food that I don't like: Vegetables

Favorite athlete/team: LeBron James; the team that LeBron James is playing for

Favorite TV shows: Spongebob and Tom & Jerry; I love to watch cartoons

Best birthday gift ever: Seeing my family

#1 BY THE NUMBERS – WHO ELSE HAS WORN IT?

Josh Duncan	2004-08
Jalen Reynolds	2012-16
Jaison Williams	2001-02

1

in double figures in 21 games out of his 28 games played, including 19 points vs. Creighton on Jan. 11, 17 points vs. Seton Hall on Jan. 8 and a career-high 30 points on 13-19 shooting at Wake Forest on Dec. 14 ... Third on the team in scoring at 12.7 ppg., which ranked 16th in the BIG EAST ... Led the team in scoring five times, including his 16-point effort in the win over St. John's on Feb. 17 ... Game-high 24 points in the Charleston Classic championship game vs. Florida on Nov. 24 ... Missed the Siena game on Nov. 8 with an injury.

2019-20 BIG EAST HONORS

Named to the BIG EAST Conference Weekly Honor Roll twice as a junior ... Earned the honor on Nov. 25 after averaging 18.0 points, 4.0 rebounds, 2.7 assists and 1.7 steals for Xavier's three games in the Charleston Classic, while also earning a spot on the All-Tournament Team ... Named to the BIG EAST Honor Roll the week before for his efforts in wins over Missouri on Nov. 12 and Missouri State on Nov. 15; averaged 13.0 points, 4.5 rebounds, 2.5 assists and 1.5 steals and scored all 12 of his points vs. Missouri in the final 13:07, including four points in the five-minute overtime.

2019 ALL-BIG EAST TOURNAMENT HONORS

Named to the BIG EAST Conference Championship All-Tournament Team ... Averaged 18.5 points, 7.0 rebounds and 5.0 assists for Xavier's two tournament games ... Led Xavier with 28 points on a career-high tying nine field goals, a career-high 11 rebounds and seven assists in the 71-67 overtime loss to eventual champion Villanova in the semifinals on March 15.

AS A SOPHOMORE (2018-19)

Started each of Xavier's 35 games, the only Musketeer who started every game ... Second on the team in scoring (21st in the BIG EAST at 12.3 ppg.), including a game-high 22 points in the win over St. John's on March 9 ... 14 points with six rebounds in the Villanova win on Feb. 24 and a team-high tying 21-point game on Jan. 26 vs. Marquette to go with five assists and three steals ... Second on the team in double-figure scoring games with 23 ... Second on the team in 3-point field goal percentage (.375) ... Led the team in steals at 1.2 spg. (10th in the BIG EAST) and was third in assists at 3.3 apg. (12th in the BIG EAST) ... Contributed 4.9 rebounds per game (fourth on the team) ... Hit a career-high five 3-pointers vs. Butler on Jan. 13; led Xavier with 23 points to go with eight rebounds and six assists in the Butler win ... Team-high 22-point effort on the strength of nine made field goals vs. Seton Hall on Jan. 2 and his first career double-double with 17 points and 10 rebounds at Marquette on Jan. 6

... Had his streak of eight straight double-figure scoring games snapped at Missouri on Dec. 18 ... Had one of his best games on Dec. 5 vs. Ohio, leading Xavier with 21 points on 8-of-9 shooting from the field to go with five rebounds and career highs of eight assists and four steals ... 24 points vs. Evansville on Nov. 10 ... 16 points, seven rebounds, four assists and three steals on Nov. 19 vs. Auburn.

SCRUGGS EARNED BIG EAST WEEKLY HONORS AS A SOPHOMORE

BIG EAST Conference Weekly Honor Roll for the second time in the 2018-19 season after averaging 17.5 points, 5.5 rebounds and 2.0 assists in Xavier's games at Butler on March 5 and vs. St. John's on March 9, including a game-high 22 points on his 21st birthday on March 9 in the win over St. John's ... Also earned it for his efforts in the wins over Georgetown on Jan. 9 and Butler on Jan. 13; averaged 16.5 points, 6.5 rebounds, 5.0 assists, 1.0 steals and 0.5 blocks for the two games.

AS A FRESHMAN (2017-18)

Three of his five double-figure scoring games came in the last five games of the season, including 11 in the outright regular season BIG EAST Championship clinching victory at DePaul on March 3 and 11 in the NCAA Tournament clash with Florida State on March 18 ... Scored a season-high 15 points in the BIG EAST Tournament game vs. Providence on March 9 (his 20th birthday), hitting 4-of-5 from the field, including 2-of-2 3-pointers ... Nine points and two assists in 13 minutes vs. Seton Hall on Feb. 14 ... Had 10 points and two assists in the Marquette win on Jan. 24 and six points and a career-high five assists in the win at Seton Hall on Jan. 20 ... Dished off four assists with zero turnovers at Marquette on Dec. 27 ... Scored 13 points vs. Rider on Nov. 13 ... Scored six points to go with four rebounds, four assists, a block and two steals with zero turnovers in 24 minutes in his collegiate debut vs. Morehead State on Nov. 10.

AT SOUTHPORT AND PROLIFIC PREP

Played at Southport High School (Ind.) under Kyle Simpson for three years before transferring to Prolific Prep (Calif.) for his senior year ... During his three years at Southport he averaged 16.4 ppg., 7.4 rpg., 4.5 apg., and 2.3 spg., including 19.8 ppg., 7.9 rpg., 4.1 apg. and 3.0 spg. as a junior ... 2016 Indiana Mr. Basketball Candidate ... Two-time attendee at the Stephen Curry Select All-American Camp ... Transferred to Prolific Prep in Napa, California for his senior season under Billy McKnight, but played only five games before having his season cut short by an injury in December of 2016.

CAREER HIGHS AT XAVIER

Points – 30 at Wake Forest (Dec. 14, 2019)
Field Goals Made – 13 at Wake Forest (Dec. 14, 2019)
Field Goals Attempted – 22 vs. Florida (Nov. 24, 2019)
3-Pt Field Goals Made – 5 vs. Marquette (Dec. 20, 2020) and vs. Butler (Jan. 13, 2019)
3-Pt Field Goals Attempted – 9 at Wake Forest (Dec. 14, 2019) and vs. Toledo (March 20, 2019)
Free Throws Made – 8 at Cincinnati (Dec. 6, 2020)
Free Throws Attempted – 9 vs. Villanova (March 15, 2019)

Rebounds – 11 vs. Villanova (March 15, 2019)
Assists – 12 vs. UConn (Feb. 13, 2021)
Blocks – 3 vs. Georgetown (Jan. 22, 2020) and Miami (Ohio) (Nov. 28, 2018)
Steals – 4 vs. UConn (Feb. 13, 2021), vs. Toledo (Nov. 27, 2020) and vs. Ohio (Dec. 5, 2018)
Minutes – 45 vs. Villanova (March 15, 2019) and 45 vs Marquette (Jan. 29, 2020)

SCRUGGS' CAREER NUMBERS AT XAVIER

Season	G-GS	Min/G	FG-FGA	Pct	3FG-FGA	Pct	FF-FTA	Pct	Off	Def	Tot	Avg	PF	FO	A	TO	Blk	Stl	Pts	Avg
2017-18	34-0	571/16.8	60-132	.455	14-46	.304	34-47	.723	5	62	67	2.0	66	1	59	49	9	18	168	4.9
2018-19	35-35	1151/32.9	154-334	.461	51-136	.375	70-95	.737	45	127	172	4.9	98	4	117	95	18	43	429	12.3
2019-20	28-28	932/33.3	136-294	.463	44-118	.373	40-54	.741	28	97	125	4.5	89	7	81	79	12	34	356	12.7
2020-21	21-21	686/32.7	104-227	.458	27-83	.325	58-69	.841	13	72	85	4.0	57	2	119	53	10	33	293	14.0
TOTALS	118-84	3340/28.3	454-987	.460	136-383	.355	202-265	.762	91	358	449	3.8	310	14	376	276	49	128	1246	10.6



BEN STANLEY

6-6 | 225 | SENIOR | FORWARD | BALTIMORE, MD.
MILLWOOD HIGH SCHOOL | HAMPTON UNIVERSITY

🐦 @BENSTANLEY23 | 📷 @BENJIS_21

AS A JUNIOR AT XAVIER (2020-21)

Became eligible prior to the Marquette game on Dec. 20 ... Had nine points in 13 minutes at Creighton on Dec. 23 and 12 points on 5-7 shooting in 12 minutes vs. Seton Hall on Dec. 30 ... Suffered a season-ending ACL injury the next game vs. St. John's on Jan. 6.

AS A HAMPTON SOPHOMORE (2019-20)

2019-20 First Team All-Big South Conference selection ... 2020 Big South All-Tournament Team ... VaSID All-State Second Team ... BoxToRow HBCU All-America Team ... Played in all 34 games, starting 33 times ... Averaged 22.0 points per game, which tied him for eighth in the final NCAA Division I rankings in scoring; second on the Hampton team in scoring to senior Jermaine Marrow, who was third in the nation at 24.8 ppg. ... Led the team in rebounding at 7.2 per game (second in the Big South) and in blocks at 1.5 per game (second in the Big South) ... Shot 57.4 percent from the field (second in the Big South) ... Scored in double figures in 32 of the 34 games, including 25 games with at least 20 points ... Had 12 games with 25 points or more, including a career-high 40 points to go with 11 rebounds against Howard on Dec. 5 ... Recorded a pair of 33-point games against Saint Peter's on Dec. 28 and UNC Asheville on Jan. 18 ... Posted eight double-doubles in scoring-rebounding ... Grabbed a career-high 13 rebounds on three occasions: Richmond on Dec. 3, Charleston Southern on Jan. 4 and Longwood on Jan. 11 ... Split a pair of games against Big South foe Gardner-Webb and current teammate Nate Johnson, averaging 19.5 points and 6.5 rebounds for the two games ... Basketball coach: Edward Joyner, Jr.

AS A HAMPTON FRESHMAN (2018-19)

Averaged 4.4 points and 2.9 rebounds for the Pirates ... Saw action in 33 of Hampton's 35 games, while starting two ... Scored a season high of 14 points against USC Upstate on Jan. 24, hitting all six of his shots from the field ... Posted a double-double with 13 points and a season-high of 10 rebounds against Regent on Dec. 1... Shot 59.0 percent (59-of-100) from the floor ... Second on the team in blocked shots with 15 ... Basketball coach: Edward Joyner, Jr.

AT MILLWOOD HIGH SCHOOL

Played basketball as a freshman, junior and senior at Millwood High in Millwood, Va. ... Averaged 15 points, eight rebounds, and three assists a game in his senior season ... Averaged 12.5 points and five rebounds as a junior.

THE STANLEY FILE

Full name: Benjamin Alfred Stanley

Nickname: Benji

Birthdate/Birthplace: March 12, 1998 in Syracuse, N.Y.

Parent: Tonya

Sibling: William III

Major: Liberal Arts

Shoe size: 14

Why I chose my number: My late uncle wore number 14

Best thing about me as a person: I love and praise God.

Hobbies: Playing video games

Biggest fear: Getting stuck in deep water

Favorite meal: Cheeseburgers, especially Mom's burgers

Least favorite food: Salmon

Favorite lesson I learned from my Mom: Love the Lord

Best thing about me as a player: My motor

Person I'd like to meet: LeBron James, the GOAT

Who would play me in a movie: Will Smith, LeBron James (or a young Denzel Washington)

#14 BY THE NUMBERS – WHO ELSE HAS WORN IT?

Walt Corbean	1985-88	Nate Turner	1996-98
Robert Dean	1948-51	Tim Whelan	2012-14
Fred Foster	1962-63	Bryan Williams	1963-64
Al Gundrum	1959-60	Johnny Wolf	2005-07
Eric Knop	1989-93	Nick Vanderpohl	2017-18
Dave Lynch	1964-66		
Thomas Malone	1961-62		
Johnny Mazza	2009-11		
John McCreary	1932-34		
Frank Tartaron	1955-56		

14

2018-19 AT HAMPTON

TEAM	DATE	MIN	FG-FGA	3FG-FGA	FT-FTA	O-D-T	PF	A	TO	BLK	STL	PTS
MID-ATLANTIC CHRST.	11/6	10	3-5	0-0	1-1	1-0-1	2	0	0	3	0	7
at VCU	11/9	14	2-9	0-0	0-1	2-2-4	1	0	0	0	1	4
at California	11/13	3	1-1	0-0	1-1	1-1-2	2	0	1	0	0	3
vs. Bowling Green	11/19	29	4-5	1-1	1-2	2-3-5	2	0	1	0	0	10
vs. Loyola	11/20	25	4-10	0-0	3-6	3-2-5	4	0	1	1	0	11
at Richmond	11/25	3	0-1	0-0	0-0	0-1-1	1	0	0	0	0	0
at Norfolk State	11/29	3	0-0	0-0	0-2	0-0-0	1	0	0	0	0	0
REGENT	12/1	15	5-7	0-0	3-6	3-7-10	0	0	1	1	1	13
at Coastal Caro.	12/5	18	1-4	0-1	2-2	2-2-4	4	0	1	0	0	4
WILLIAM & MARY	12/8		DNP									
SAINT LEO	12/15	9	3-4	0-0	0-2	0-0-0	2	0	1	0	0	6
vs. Howard	12/22	6	2-2	0-0	1-1	0-1-1	2	0	1	0	0	5
at Saint Peter's	12/29	6	1-1	0-0	0-0	0-2-2	1	0	0	0	0	2
CHARLESTON SO.	1/10	17	5-5	0-0	0-0	1-6-7	1	2	1	1	0	10
UNC ASHEVILLE	1/12	4	1-2	0-0	0-0	0-0-0	0	0	0	0	0	2
at Presbyterian	1/16	5	0-0	0-0	0-0	1-0-1	0	0	0	0	0	0
at Gardner-Webb	1/19	25	3-4	0-0	2-3	3-5-8	1	0	1	2	1	8
USC UPSTATE	1/24	15	6-6	0-0	2-2	2-2-4	1	0	1	1	0	14
CAMPBELL	1/26	7	0-0	0-0	0-0	0-2-2	4	0	2	1	0	0
at Longwood	1/30	8	1-2	0-0	0-0	0-1-1	0	0	0	0	0	2
at High Point	2/2	8	1-1	0-0	1-2	2-2-4	1	0	1	0	0	3
RADFORD	2/7	2	0-0	0-0	0-0	0-0-0	1	0	1	0	0	0
at Winthrop	2/9	8	0-1	0-0	0-0	1-1-2	1	0	0	0	0	0
at Campbell	2/13	1	0-0	0-0	0-0	0-1-1	0	0	0	0	0	0
HIGH POINT	2/16	8	0-0	0-0	0-0	0-3-3	5	1	0	0	0	0
LONGWOOD	2/21	19	2-6	0-0	2-3	5-3-8	2	0	0	3	0	6
at Radford	2/23	10	3-3	0-0	0-0	1-2-3	2	0	0	0	0	6
WINTHROP	2/28	12	3-5	0-0	2-3	3-0-3	1	0	1	0	1	8
at USC Upstate	3/2	6	2-2	0-0	0-0	0-1-1	2	0	0	0	0	4
LONGWOOD	3/5	6	0-0	0-0	0-0	1-0-1	2	0	1	0	0	0
at Campbell	3/7	19	2-4	0-0	2-2	1-4-5	2	1	1	0	0	6
ST. FRANCIS (NY)	3/21	9	2-4	0-0	0-1	1-1-2	0	0	0	2	0	4
CHARLESTON SO.	3/26	6	0-2	0-0	1-2	0-0-0	2	0	0	0	0	1
at NJIT	3/28		DNP									
at Marshall	4/2	9	2-4	0-0	2-2	3-3-6	1	0	0	0	0	6

2019-20 AT HAMPTON

TEAM	DATE	MIN	FG-FGA	3FG-FGA	FT-FTA	O-D-T	PF	A	TO	BLK	STL	PTS
MID-ATLANTIC CHR.	11/6	21	4-5	0-0	8-11	1-4-5	2	0	1	0	1	16
APPRENTICE SCHOOL	11/12	20	6-8	0-0	3-4	2-3-5	2	2	2	3	1	15
at William & Mary	11/15	37	9-16	1-1	1-3	3-6-9	3	1	0	2	0	20
REGENT	11/21	24	7-10	0-0	6-11	1-10-11	1	0	5	2	3	20
at Illinois	11/23	33	9-18	0-0	2-5	2-3-5	4	2	1	0	0	20
at San Francisco	11/26	36	9-17	2-3	4-7	1-5-6	2	0	3	0	1	24
at CSU Bakersfield	11/29	32	3-8	0-1	2-2	1-3-4	1	1	0	0	1	8
RICHMOND	12/3	35	10-14	1-3	3-7	5-8-13	1	1	1	0	0	24
HOWARD	12/5	42	15-19	1-1	9-14	4-7-11	5	0	2	2	1	40
NORFOLK STATE	12/7	36	8-14	0-1	6-9	3-7-10	1	0	3	0	0	22
at Southern ILL.	12/18	30	2-10	0-0	2-4	1-0-1	1	0	7	0	0	6
at Kent St.	12/21	31	11-20	1-4	5-6	1-5-6	2	0	1	1	0	28
SAINT PETER'S	12/28	37	9-14	2-2	13-19	2-4-6	2	3	2	5	1	33
CHARLESTON SO.	1/4	39	9-17	0-0	4-4	6-7-13	2	0	2	2	0	22
at USC Upstate	1/8	38	7-11	0-0	10-15	2-7-9	1	0	3	3	0	24
LONGWOOD	1/11	32	6-13	0-0	4-5	2-11-13	5	2	4	4	0	16
WINTHROP	1/16	32	9-16	0-0	9-12	4-1-5	3	0	1	0	0	27
at UNC Asheville	1/18	38	14-22	0-0	5-8	2-3-5	3	1	1	3	0	33
at Gardner-Webb	1/20	40	8-14	0-3	4-6	0-4-4	1	0	2	2	1	20
CAMPBELL	1/23	38	8-15	0-0	5-11	3-3-6	2	0	0	2	0	21
at Radford	1/25	40	9-19	2-4	3-6	3-4-7	4	0	2	4	0	23
PRESBYTERIAN	2/1	44	10-18	1-1	4-7	2-4-6	3	3	4	3	0	25
at High Point	2/6	38	11-15	0-1	3-5	3-7-10	2	1	1	2	0	25
at Charleston So.	2/8	40	7-12	0-2	6-8	2-4-6	3	1	4	0	0	20
UNC ASHVILLE	2/10	40	11-18	0-0	3-4	1-8-9	1	0	2	1	0	25
at Campbell	2/13	35	6-18	0-1	3-4	1-3-4	3	0	1	0	1	15
at Longwood	2/15	35	9-16	0-1	3-3	4-6-10	5	0	4	0	0	21
GARDNER-WEBB	2/20	31	7-17	0-1	5-7	6-3-9	3	1	0	2	1	19
at Winthrop	2/22	26	13-17	0-0	5-7	2-4-6	5	1	1	1	0	31
RADFORD	2/27	40	12-19	3-8	1-1	1-5-6	1	1	1	1	1	28
USC UPSTATE	2/29	37	12-18	0-2	1-3	3-5-8	1	2	2	2	0	25
vs. Longwood	3/5	35	6-10	0-1	0-2	2-4-6	3	0	1	0	0	12
at Radford	3/6	40	12-18	1-1	1-2	1-6-7	2	1	0	1	0	26
at Winthrop	3/8	40	7-18	0-3	1-2	0-3-3	3	0	0	1	1	15

2020-21 AT XAVIER

TEAM	DATE	MIN	FG-FGA	3FG-FGA	FT-FTA	O-D-T	PF	A	TO	BLK	STL	PTS
OAKLAND	11/25		DNP									
BRADLEY	11/26		DNP									
TOLEDO	11/27		DNP									
EASTERN KY.	11/30		DNP									
TENNESSEE TECH	12/2		DNP									
at Cincinnati	12/6		DNP									
OKLAHOMA	12/9		DNP									
MARQUETTE	12/20	6	0-1	0-0	0-0	0-2-2	1	0	1	0	0	0
at Creighton	12/23	13	4-8	0-2	1-1	1-0-1	3	1	0	0	0	9
SETON HALL	12/30	12	5-7	0-0	2-3	0-0-0	1	0	1	0	0	12
ST. JOHN'S	1/6	9	1-4	0-0	1-2	1-3-4	1	0	1	1	0	3
PROVIDENCE	1/10		DNP									
at Butler	1/30		DNP									
UCONN	2/13		DNP									
at St. John's	2/16		DNP									
BUTLER	2/21		DNP									
at Providence	2/24		DNP									
CREIGHTON	2/27		DNP									
at Georgetown	3/2		DNP									
at Marquette	3/6		DNP									
vs. Butler	3/10		DNP									

STANLEY'S CAREER HIGHS AT XAVIER

- Points – 12 vs. Seton Hall (Dec. 30, 2020)
- Field Goals Made – 5 vs. Seton Hall (Dec. 30, 2020)
- Field Goals Attempted – 8 at Creighton (Dec. 23, 2020)
- 3-Pt Field Goals Attempted – 2 at Creighton (Dec. 23, 2020)
- Free Throws Made – 2 vs. Seton Hall (Dec. 30, 2020)
- Free Throws Attempted – 3 vs. Seton Hall (Dec. 30, 2020)
- Rebounds – 4 vs. St. John's (Jan. 6, 2020)
- Assists – 1 at Creighton (Dec. 23, 2020)
- Blocks – 1 vs. St. John's (Jan. 6, 2020)
- Steals – 0
- Minutes – 13 at Creighton (Dec. 23, 2020)

STANLEY'S CAREER HIGHS AT HAMPTON

- Points – 40 vs. Howard (Dec. 5, 2019)
- Field Goals Made – 15 vs. Howard (Dec. 5, 2019)
- Field Goals Attempted – 22 at UNC Asheville (Jan. 18, 2020)
- 3-Pt Field Goals Made – 3 vs. Radford (Feb. 27, 2020)
- 3-Pt Field Goals Attempted – 8 vs. Radford (Feb. 27, 2020)
- Free Throws Made – 13 vs. Saint Peters (Dec. 28, 2019)
- Free Throws Attempted – 19 vs. Saint Peters (Dec. 28, 2019)
- Rebounds – 13 vs. Richmond (Dec. 3, 2019), Charleston Southern (Jan. 4, 2020) and Longwood (Jan. 11, 2020)
- Assists – 3 vs. Saint Peters (Dec. 28, 2019) and Presbyterian (Feb. 1, 2020)
- Blocks – 5 vs. Saint Peters (Dec. 28, 2019)
- Steals – 3 vs. Regent (Nov. 21, 2019)
- Minutes – 44 vs. Presbyterian (Feb. 1, 2020)

STANLEY'S COLLEGIATE CAREER NUMBERS

Season	G-GS	Min/G	FG-FGA	Pct	3FG-FGA	Pct	FT-FTA	Pct	Off	Def	Tot	Avg	PF	FO	A	TO	Blk	Stl	Pts	Avg
2018-19*	33-2	345/10.5	59-100	.590	1-2	.500	26-44	.591	39	58	97	2.9	51	1	4	17	15	4	145	4.4
2019-20*	34-33	1192/35.1	295-514	.574	15-45	.333	144-224	.643	77	167	244	7.2	83	4	24	64	50	14	749	22.0
2020-21	4-0	40/10.0	10-20	.500	0-2	.000	4-6	.667	2	5	7	1.8	6	0	1	3	1	0	24	6.0
ALL*	71-35	1577/22.2	364-634	.574	16-49	.327	174-274	.635	118	230	348	4.9	140	5	29	84	66	18	918	12.9

* Includes statistics from Hampton University



KYKY TANDY

6-2 | 199 | JUNIOR | GUARD

HOPKINSVILLE, KY. | UNIVERSITY HEIGHTS ACADEMY

@KYKYTANDY | @DEKEYVANN

AS A SOPHOMORE (2020-21)

Came up big at Georgetown on March 2 with a team-high 14 points, including 12 in the second half, as he led Xavier's comeback bid ... Earned a spot on the 2020 Xavier Invitational All-Tournament Team ... Sixth on the team in scoring at 6.6 ppg. to go with 1.1 apg. ... Scored a career-high 24 points vs. Toledo on Nov. 27 and a career-high six 3-pointers vs. Oakland on Nov. 25.

TANDYMAN ON TARGET IN BIG EAST ... BIG EAST ALL-FRESHMAN TEAM (2019-20)

Was a big key for Xavier in regular season league play where he recorded nine of his 10 double-figure scoring games, including 11 at Providence on March 4 that included 3-5 3-point shooting ... XU won eight BIG EAST games and Tandy averaged 11.6 ppg. for those eight wins, hitting .541 (33-61) from the field, including .472 (17-36) from 3-point range ... Contributed 10 points, three assists and two blocks in the St. John's win on Feb. 17, including a block on the potential game-tying 3-pointer at the final buzzer ... Came up big in the win at Seton Hall on Feb. 1 with 14 points on 5-7 shooting from the field, including 2-3 3-point shooting, and followed that up with 12 points on 4-6 shooting, including 2-4 3-pointers, at DePaul on Feb. 4 ... Hit four 3-pointers and tied for team-high scoring honors with Xavier career highs of 18 points in 28 minutes off the bench in the win over Georgetown on Jan. 22 ... 12 points on 4-6 shooting from 3-point range in the win over St. John's on Jan. 5 in 22 minutes of action.

BIG EAST HONOR ROLL

BIG EAST Conference coaches selected him and teammate Zach Freemantle to the 2019-20 BIG EAST All-Freshman Team; teammate Colby Jones earned the honor last season ... Xavier's other BIG EAST All-Freshman Team selections: Naji Marshall (2018), Edmond Sumner (2016) and Trevon Bluiett (2015) ... Marshall is with the New Orleans Pelicans, Sumner played four seasons with the Indiana Pacers (2017-21) and Bluiett is playing professionally in Turkey ... Earned himself BIG EAST Conference Freshman of the Week honors after averaging 11.0 points and 1.5 assists in wins over DePaul on Feb. 4 and Providence on Feb. 8 ... Scored all 10 of his points vs. Providence in the decisive second half.

MORE ON KYKY AS A FRESHMAN (2019-20)

Played in each of the last 25 games after missing the first seven games due to injury ... Recorded his first double-figure scoring game as a Musketeer with 10 points vs. Green Bay on Dec. 4 ... Saw his first game action vs. Lipscomb on Nov. 30, contributing five points, including his first career 3-pointer, to go with two assists and a rebound in 13 minutes of

THE TANDY FILE

Full name: Dekeyvan Tre'von Tandy

Nickname: KyKy

Birthdate/Birthplace: December 22, 2000 in Hopkinsville, Ky.

Parents: Keith Torian and Tonya Tandy; father played basketball at New Mexico State

Siblings: Gilbero Davis

Major: Liberal Arts

Shoe Size: 11

Number switch: Switched from No. 24 to No. 15 this season.

Best thing about me as a person: I am funny and quiet

I'm as good as anyone at: Foosball

Favorite cartoon: Tom and Jerry

Favorite superhero: The Hulk

Favorite food: Hamburgers

Favorite color: Blue

Favorite NBA player: Gilbert Arenas

Favorite board game as a kid: Monopoly

#15 BY THE NUMBERS – WHO ELSE HAS WORN IT?

Sherwin Anderson	1993-97	Bob McQuade	1945-46
Spencer Cody	2019-20	Steve Penhorwood	1972-74
Myles Davis	2012-16	Hal Pennington	1932-33
Justin Doellman	2003-07	Sydney Raeford	1988-90
Greg Dougan	2011-12	Terry Sain	1976-78
Ted Duggins	1978-79	Dick Schneider	1953-56
Fred Foster	1962-63	Andrew Taylor	2007-11
Al Gundrum	1959-60	Bryan Williams	1963-64
Jerry Helmers	1969-72	Mark Wilson	1974-76
Mike Kelsey	1968-69		
Ralph Lee	1982-86		
Dave Lynch	1964-66		
Thomas Malone	1961-62		
Maurice McAfee	1997-01		

15

2019-20

TEAM	DATE	MIN	FG-FGA	3FG-FGA	FT-FTA	O-D-T	PF	A	TO	BLK	STL	PTS
JACKSONVILLE	11/5		DNP									
SIENA	11/8		DNP									
MISSOURI	11/12		DNP									
MISSOURI ST.	11/15		DNP									
vs. Towson	11/21		DNP									
vs. UConn	11/22		DNP									
vs. Florida	11/24		DNP									
LIPSCOMB	11/30	13	2-7	1-5	0-0	0-1-1	0	2	1	0	0	5
GREEN BAY	12/4	15	3-8	2-5	2-2	0-3-3	2	0	0	0	0	10
CINCINNATI	12/7	7	0-2	0-1	0-0	0-1-1	0	0	0	0	0	0
at Wake Forest	12/14	6	0-4	0-2	0-0	1-1-2	0	0	1	0	0	0
WESTERN CARO.	12/18	10	0-4	0-1	0-0	0-3-3	0	0	0	0	0	0
at TCU	12/22	10	3-4	2-3	0-1	0-0-0	1	0	1	0	1	8
at Villanova	12/30	14	1-4	1-4	0-0	0-0-0	2	0	0	0	0	3
ST. JOHN'S	1/5	22	4-6	4-6	0-0	0-2-2	2	2	2	0	0	12
SETON HALL	1/8	18	1-4	1-3	0-0	1-1-2	2	0	1	0	1	3
CREIGHTON	1/11	13	1-4	1-3	0-0	0-1-1	3	0	1	0	0	3
at Marquette	1/15	17	1-8	1-5	0-0	0-0-0	0	1	0	1	0	3
GEORGETOWN	1/22	28	7-13	4-8	0-2	1-5-6	3	1	1	0	0	18
at Creighton	1/26	12	0-4	0-3	0-0	1-0-1	3	1	1	0	0	0
MARQUETTE	1/29	20	1-4	1-3	0-0	0-1-1	1	1	1	0	0	3
at Seton Hall	2/1	20	5-7	2-3	2-3	0-1-1	2	0	0	0	0	14
at DePaul	2/4	19	4-6	2-4	2-2	1-1-2	0	2	2	0	0	12
PROVIDENCE	2/8	25	3-7	1-2	3-3	0-0-0	2	1	1	1	1	10
at Butler	2/12	22	1-5	1-3	0-0	0-1-1	3	1	1	0	0	3
at St. John's	2/17	30	4-7	0-3	2-3	0-3-3	1	3	4	2	0	10
VILLANOVA	2/22	24	3-8	0-2	0-1	0-0-0	2	0	0	0	0	6
DEPAUL	2/25	17	4-8	2-5	0-0	0-0-0	1	1	2	0	0	10
at Georgetown	3/1	24	2-7	2-5	1-2	0-0-0	3	2	1	0	0	7
at Providence	3/4	24	4-9	3-5	0-0	0-0-0	0	0	1	0	1	11
BUTLER	3/7	28	4-10	2-6	0-0	0-1-1	2	2	1	0	1	10
vs. DePaul	3/11	23	3-9	0-3	1-1	0-1-1	1	2	3	0	1	7

2020-21

TEAM	DATE	MIN	FG-FGA	3FG-FGA	FT-FTA	O-D-T	PF	A	TO	BLK	STL	PTS
OAKLAND	11/25	24	6-10	6-10	0-0	0-2-2	3	7	2	0	0	18
BRADLEY	11/26	18	2-7	0-4	0-0	1-0-1	1	1	1	0	0	4
TOLEDO	11/27	32	7-17	3-5	7-9	1-2-3	2	3	1	0	1	24
EASTERN KY.	11/30	41	3-10	1-6	11-13	0-1-1	3	3	3	1	1	18
TENNESSEE TECH	12/2	28	4-9	2-4	0-0	0-0-0	1	1	1	0	1	10
at Cincinnati	12/6	12	1-3	0-1	0-0	0-0-0	2	0	1	0	0	2
OKLAHOMA	12/9	11	2-5	2-4	0-0	0-1-1	0	0	2	0	0	6
MARQUETTE	12/20	9	1-2	0-1	0-0	0-0-0	1	1	0	0	0	2
at Creighton	12/23	12	2-6	2-4	0-0	0-5-5	1	0	0	0	0	6
SETON HALL	12/30	15	1-5	1-3	0-0	0-2-2	0	0	2	0	0	3
ST. JOHN'S	1/6	3	1-3	0-2	0-0	0-0-0	1	0	0	0	1	2
PROVIDENCE	1/10		DNP									
at Butler	1/30	3	0-1	0-0	0-0	0-0-0	0	0	0	0	0	0
UCONN	2/13		DNP									
at St. John's	2/16	6	1-4	1-2	0-0	0-0-0	1	2	0	0	2	3
BUTLER	2/21	7	2-4	1-3	0-0	0-2-2	0	0	1	0	0	5
at Providence	2/24	4	0-1	0-0	0-0	0-0-0	0	0	1	0	1	0
CREIGHTON	2/27	10	0-2	0-2	0-0	0-2-2	0	1	0	0	0	0
at Georgetown	3/2	23	5-11	2-6	2-2	2-3-5	1	1	0	0	1	14
at Marquette	3/6	7	1-3	0-2	0-0	0-0-0	0	0	0	0	1	2
vs. Butler	3/10		DNP									

action ... Enjoyed a big game on his 19th birthday, hitting 3-4 shots, including 2-3 3-pointers, on his way to eight points in 10 minutes at TCU on Dec. 22.

AT UNIVERSITY HEIGHTS ACADEMY

Four-star prospect ... *USA Today* Kentucky Player of the Year and National Athletic Association of Private Schools (NAAPS) 3A National Player of the Year ... Finished his career with 3,363 points, the eighth highest total in state history ... Led the region in scoring at 26.5 ppg. to go with 4.4 rpg. as a senior, earning First Team All-State honors for the second straight season ... Second Region Player of the Year by the Kentucky Association of Basketball Coaches ... MVP of the Kentucky All "A" State Championship, averaging 22.8 points and 7.0 rebounds for the four-game title run by University Heights ... Scored 48 points and earned MVP honors in the KABC East-West All-Star Game and 30 points in another MVP effort in the Kentucky-Ohio All-Star Game ... Played in the Kentucky-Indiana All-Star Game on June 7 ... Had an incredible junior year, averaging 30.5 points and 5.0 rebounds, while shooting 48 percent from 3-point range and 61 percent overall ... Honorable mention All-State as a sophomore ... Basketball coach: Grant Shouse.



TANDY'S CAREER HIGHS AT XAVIER

- Points – 24 vs. Toledo (Nov. 27, 2020)
- Field Goals Made – 7 vs. Toledo (Nov. 27, 2020) and Georgetown (Jan. 22, 2020)
- Field Goals Attempted – 17 vs. Toledo (Nov. 27, 2020)
- 3-Pt Field Goals Made – 6 vs. Oakland (Nov. 25, 2020)
- 3-Pt Field Goals Attempted – 10 vs. Oakland (Nov. 25, 2020)
- Free Throws Made – 11 vs. Eastern Kentucky (Nov. 30, 2020)

- Free Throws Attempted – 13 vs. Eastern Kentucky (Nov. 30, 2020)
- Rebounds – 6 vs. Georgetown (Jan. 22, 2020)
- Assists – 7 vs. Oakland (Nov. 25, 2020)
- Blocks – 2 at St. John's (Feb. 17, 2020)
- Steals – 2 at St. John's (Feb. 16, 2021)
- Minutes – 41 vs. Eastern Kentucky (Nov. 30, 2020)

TANDY'S CAREER NUMBERS AT XAVIER

Season	G-GS	Min/G	FG-FGA	Pct	3FG-FGA	Pct	FT-FTA	Pct	Off	Def	Tot	Avg	PF	FO	A	TO	Blk	Stl	Pts	Avg
2019-20	25-0	461/18.4	61-159	.384	33-93	.355	13-20	.650	5	27	32	1.3	36	0	22	26	4	6	168	6.7
2020-21	18-0	265/14.7	39-103	.379	21-59	.356	20-24	.833	4	20	24	1.3	17	0	20	15	1	9	119	6.6
TOTALS	43-0	726/16.9	100-262	.382	54-152	.355	33-44	.750	9	47	56	1.3	53	0	42	41	5	15	287	6.7



ELIJAH TUCKER

6-7 | 214 | FRESHMAN | FORWARD
CANTON, GA. | CHEROKEE HIGH SCHOOL

@IAMELIJAHTUCKER | @ELIJAHKTUCKER

STEELE ON TUCKER

"Elijah also played for the Georgia Stars, which is on the Nike EYBL circuit. Elijah is going to bring incredible versatility to our program. He can defend any position, and he has a very high basketball IQ."

AT CHEROKEE HIGH SCHOOL

Four-year starter who earned All-State, First Team All-Region and First Team All-County honors as a junior and a senior under head coach Roger Kvam ... Scored 1,525 career points, second in school history ... Voted Region Player of the Year as a senior after averaging team highs of 21.3 points and 7.4 rebounds per game along with 86 dunks; also led his team in steals and blocks ... As a junior, he posted team highs of 18.8 points, 9.4 rebounds and 2.6 assists per game ... Led his team to a 23-5 record and a Region Championship (first region title in over 60 years of the program) as a junior Tucker earned a three-star and No. 127 ranking from 247Sports.

KVAM ON TUCKER

"Georgia is a loaded basketball state and we played 11 games against top 10 teams but I went into every game knowing I had the best player on the floor. Our team didn't have as great a year as we had hoped for but he had a great senior year. He has gotten better every year he's been here in his maturity as a player and his leadership. He is so explosive. He's super-athletic, very active on both ends of the court and he is just scratching the surface of his potential. He's also a winner with a very high basketball IQ."

THE TUCKER FILE

Full name: Elijah Kole Tucker

Nickname: E

Birthdate/Birthplace: March 14, 2003 in Canton, Georgia

Parents: Josh and LaShonda Tucker; parents both enjoyed standout athletic careers at the University of Tennessee, including national championships; LaShonda Stephens Tucker played for two national championship women's basketball teams, including a 39-0 squad in 1998; Josh Tucker won a national title at UT and later played in the NFL.

Siblings: Josiah and Amiah

Major: Business Undecided

Career goal when finished playing: Own my own business

Shoe size: 14

Biggest influence: My parents, who helped make me who I am today

When I was young I tried to be like: Michael Jordan; I wish I could have seen him play in person.

First job I ever had: Red Lobster

Favorite food: Steak

Favorite thing to do with Mom: Shop

Favorite thing to do with Dad: Watch movies

Favorite food that Dad cooks: Prime rib

Favorite board game as a kid: Candy Land

#0 BY THE NUMBERS – WHO ELSE HAS WORN IT?

Larry Austin Jr.	2014-16
Lionel Chalmers	1999-04
Semaj Christon	2012-14
Dee Davis	2011-12
Tyrique Jones	2016-19
Daniel Ramsey	2019-20
C.J. Wilcher	2020-21



TRAVIS STEELE

**SEDLER FAMILY HEAD COACH | FOURTH YEAR
BUTLER '04 | DANVILLE, IND.**

 @COACHSTEELEXU



THE FUTURE IS BRIGHT

There are definitely good reasons to believe the future is bright for the program under Sedler Family Men's Head Basketball Coach **Travis Steele**, who was highlighted by *The Athletic* in its "40 Under 40 Rising Stars in Men's Hoops". Steele and his staff have put together one of the nation's top 20 recruiting classes three years in a row. None of this is a surprise since Steele was named one of the top two recruiters in the BIG EAST Conference by *Sporting News* basketball magazine in each of his final two seasons as a Xavier assistant.

A LOOK BACK AT THE LAST THREE YEARS

Steele, 39, is 51-37 in three seasons, including a 13-8 mark in the Covid-shortened season of 2020-21. Steele led XU to a 19-13 record in the 2019-20 season, which was cut short prior to postseason play by the Covid-19 pandemic.

In his debut season, Steele led XU to the second round of the 2019 National Invitation Tournament where it lost in overtime at Texas, the eventual NIT Champion. Steele, who took over a team with no returning double-figure scorers, was picked to finish sixth in the BIG EAST Conference preseason coaches poll. The Musketeers won six of their last seven regular season BIG EAST games to finish tied for third in the league standings at 9-9, a league that sent all 10 teams to postseason play.

Steele was a finalist for the Joe B. Hall National Coach of the Year Award, which is given annually to the nation's top first-year head coach in Division I. Steele, who finished 19-16 in his first season as the Xavier head coach, led XU to eight wins in its last 11 games. All of the opponents for those 11 games were in either the NCAA Tournament or NIT fields, including seven road and neutral site games.

BUILDING ON SUCCESS AT XAVIER

Steele was named the Sedler Family Men's Head Basketball Coach at Xavier on Saturday, March 31, 2018. Steele spent the previous 10 seasons at Xavier, including nine on the staff of his predecessor, Chris Mack. Steele is the 18th head coach in Xavier basketball history.

Steele has been a part of nine NCAA Tournament teams at Xavier, including five teams that reached at least the Sweet 16. The

2017-18 team won XU's first BIG EAST Regular Season Championship, a school-record final AP ranking of No. 3 and the first NCAA Tournament No. 1 seed in school history.

Former Xavier head coach Sean Miller hired Steele prior to the 2008-09 season as Xavier's Director of Basketball Operations. Mack promoted Steele to assistant coach after he took over the program prior to the 2009-10 season. Steele was promoted to Associate Head Coach following the 2015-16 season.



BEFORE COMING TO XAVIER

Prior to Xavier, Steele worked on the staff at Indiana. He joined the Hoosiers in August of 2006, taking on the duties of the video coordinator. After serving as the video coordinator for a season and a half while at IU, he was promoted to the position of assistant coach in February of 2008.

Prior to his time with the Hoosiers, Steele served as an assistant men's basketball coach at Wabash Valley College (2005-06) and spent a year with the Ohio State basketball program as a graduate manager (2004-05) under former XU head coach Thad Matta.

From 2001-06, Steele was a coach for the Spiece/Indiana Adidas Elite AAU Basketball program. Steele also was an assistant varsity coach at Ben Davis High School while attending Butler University from 2001-04.

Steele graduated cum laude from Butler in May of 2004, earning a bachelor of science degree in marketing.

FAMILY

Steele, the brother of former XU assistant and current Akron head coach John Groce, was born Nov. 12, 1981 in Danville, Indiana. He and his wife Amanda reside in Cincinnati with their eight-year-old son, Winston, and their two-year-old son Anderson.



STEELE'S SUCCESS ON THE XAVIER STAFF:

First Three Years As The Xavier Head Coach

Season	Overall	Conference Record	Postseason
2020-21	13-8	6-7/7TH IN BIG EAST	
2019-20	19-13	8-10/T-6th in BIG EAST	Cancelled (Covid-19)
2018-19	19-16	9-9/T-3rd in BIG EAST	NIT 2nd Round
Totals	51-37		1 NIT (1-1)

First 10 Years On The Xavier Coaching Staff

Season	Overall	Conference Record	Postseason
2017-18	29-6	15-3/1st in BIG EAST*	NCAA 2nd Round
2016-17	24-14	9-9/7th in BIG EAST	NCAA Elite Eight
2015-16	28-6	14-4/2nd in BIG EAST	NCAA 2nd Round
2014-15	23-14	9-9/6th in BIG EAST	NCAA Sweet 16
2013-14	21-13	10-8/T-3rd in BIG EAST	NCAA 1st Round
2012-13	17-14	9-7/T-6th in Atlantic 10	
2011-12	23-13	10-6/T-3rd in Atlantic 10	NCAA Sweet 16
2010-11	24-8	15-1/1st in Atlantic 10*	NCAA 2nd Round
2009-10	26-9	14-2/T-1st in Atlantic 10*	NCAA Sweet 16
2008-09	27-8	12-4/1st in Atlantic 10*	NCAA Sweet 16
Totals	242-105	4 Titles*	9 NCAA (13-9)

*Regular Season Championship



JONAS HAYES

**CRAWFORD FAMILY ASSOCIATE HEAD COACH | FOURTH YEAR
GEORGIA '04 | ATLANTA, GA.**

 @COACHJONAS |  @COACHJONAS



Jonas Hayes was promoted in 2021 to Crawford Family Associate Head Coach. Hayes, 40, spent his first three seasons as an assistant on Travis Steele's staff.

"I am thrilled to announce that we promoted Jonas Hayes to Associate Head Coach," said Steele. "Jonas has been instrumental in our recruiting efforts and in the development of our front court players. He brings an incredible amount of energy to our program every day. This is a well-deserved promotion."

Hayes has been a big part of helping Steele secure multiple nationally-ranked recruiting classes over the last three years. Hayes spent the previous six years on the staff of his alma mater, the University of Georgia, including five seasons as an assistant coach.

"I appreciate the additional responsibility that Coach Steele has given me," said Hayes. "We are back to work preparing for next season. There is tremendous energy from our players and staff to improve on what we have. I am excited about the future of the Xavier basketball program. And I feel blessed to be a part of a staff where everyone is pulling in the same direction."

"Jonas is a terrific coach but he is an even better person," said Steele. "He is a man of very high integrity and great character. He is a great mentor for our young men in our program."

In Georgia's 11 combined seasons with Hayes as a player or member of the staff, the Bulldogs earned seven postseason bids, including four of his last five seasons. Georgia posted three consecutive 20-win finishes in Hayes' first three seasons as an assistant, just the second time in 112 seasons of play the Bulldogs have accomplished that feat.

Prior to joining the Bulldogs' staff, Hayes spent five seasons as an assistant coach at Belmont Abbey from 2007-12. He also was an assistant coach at South Carolina State (2006-07) and Morehouse (2005-06). Hayes returned to Georgia as operations coordinator for the 2012-13 season and moved into a slot as an assistant coach a year later.

As a player, Hayes was a three-year letterwinner and started 41 of 88 games played for the Bulldogs from 2001-04, averaging 8.6 points and 4.9 rebounds for his career. Hayes and his twin brother Jarvis played at Western Carolina as freshmen before transferring to Georgia in 2000. Jonas helped Georgia reach postseason competition twice, including the 2002 NCAA Tournament and 2004 NIT. Jonas started 29 games as a senior and averaged 11.9 points and 5.3 rebounds.

Hayes, who was born August 9, 1981 in Atlanta, Georgia, graduated from Georgia in 2004 with a bachelor's degree in child and family development.





DANTE JACKSON

ASSISTANT COACH | FOURTH YEAR
XAVIER '11 | GREENFIELD, OHIO

 @DANTEJACKSONXU |  @DANTEJACKSONXU

Former Musketeer basketball standout **Dante Jackson** is in his fourth year as an Assistant Coach. Jackson, who was a graduate assistant coach on the Xavier staff from 2012-14, won 107 games and played in four NCAA Tournaments as a Musketeer player, including an Elite Eight and two Sweet 16s. He has been a big part of helping Travis Steele secure multiple nationally-ranked recruiting classes.

"I think Dante has a great perspective of Xavier," said Xavier head coach **Travis Steele**. "He's not going to ask our players to do anything he hasn't done himself here at Xavier. Whether that's going to class, study tables, conditioning, lifting, how we practice, our defensive system, it's all kind of the same. That dates back to Sean Miller, when Sean recruited Dante. We will tinker things, but Dante knows the holistic approach that we try to have, and I think that's really important. He has seen it from a player's perspective, and now he sees it from the coaching perspective, and I think that's really powerful. Dante is the same guy every day, which I think is very important because you know what you are getting. Dante is very high energy. Every day at practice you are going to hear his voice. He is going to try to elevate people around him to get to his level, and you can't put a price tag on that."

Steele emphasizes that Jackson is a guy who is always ready. "It's right away, right when he sees them in the gym. He is an energy giver. Again, that's so important. I think a really important aspect of an assistant coach, or any coach in general, is to get guys' mindsets correct and ready to compete. That's not just games, that's every day in practice, every workout we do, whether that's lifting, conditioning, skill, it doesn't matter, you still have to have great energy and Dante really helps provide that for us."

Steele worked with Dante for three years when Dante was a player (2008-11) and two years when he was a graduate assistant (2012-14).

Jackson, 33, returned to Xavier after gaining experience as a full-time assistant at nearby Northern Kentucky (2015-16), Air Force (2016-17), Robert Morris (2017-18) and a brief stint at Kent State before agreeing to return to his alma mater. Prior to his graduate assistant stop at Xavier, Jackson started

his collegiate coaching career as a graduate assistant for one season (2011-12) under then-Ohio University head coach John Groce, the brother of Xavier's head coach. The Bobcats finished with an overall record of 29-8 that season, won the 2012 Mid-American Conference (MAC) Tournament title and advanced to the Sweet 16 of the 2012 NCAA Tournament.

Jackson, who was born April 7, 1988 in Columbus, Ohio and raised in Greenfield, Ohio, is a 2011 graduate of Xavier University with a bachelor of arts degree in liberal arts. He earned his master's degree in sport administration from Xavier in 2014. The Musketeers finished in third place in their first season as a member of the BIG EAST with an overall record of 21-13 in the 2013-14 season, including a 10-8 conference mark, and earned an at-large berth to the 2014 NCAA Tournament in Jackson's final season as a graduate assistant.

Jackson concluded his playing career with the Musketeers with 107 victories, including seven in the NCAA Tournament. The 107 wins are just one shy of the school record held by Jason Love. A three-year starter at Xavier, he posted career totals of 795 points, 374 rebounds and 255 assists. Jackson shared the school record for games played with 137 until 2018 graduates Trevon Bluiett and J.P. Macura took over the top two spots in the 2017-18 season. Jackson appeared in the NCAA Tournament in each of his four years as a player, including an Elite Eight appearance in 2008, the Sweet 16 in both 2009 and 2010 and the second round in 2011.

Jackson has a 11-year-old daughter, Alaya.

DANNY PETERS

ASSISTANT COACH | FIRST YEAR
OHIO STATE '10 | CANTON, OHIO

 @DANNYJPETERS |  @DANNYJPETERS



Danny Peters joined the Xavier basketball staff as an assistant coach this past May. Peters spent the past three seasons as an assistant at the University of Arizona under former Xavier head coach Sean Miller.

Miller is not Peters' only connection to Xavier. Peters worked under former Xavier assistant coach James Whitford at Ball State and played for former Xavier head coach Thad Matta at Ohio State.

"I am thrilled to have Danny Peters on our staff," said Steele. "Danny came to Xavier with a wealth of experience under two tremendous coaches in Sean Miller and James Whitford. I have known Danny since he was a freshman in college, and we have remained very close over the years. He has a tireless work ethic and is a terrific coach. He has one of the best offensive minds in all of college basketball and is also known as a relentless recruiter. He has done a great job of developing guards at both Arizona and Ball State."

"I am excited to be a part of the Xavier Basketball Family," said Peters. "Xavier's excellent winning tradition speaks for itself. At each college basketball program I have been a part of, I have worked alongside a former Musketeer. Each and every one of them speak about the Xavier family in the highest regard. Go X!"

Peters spent seven years on Miller's Arizona staff, including the past three years as an assistant coach and four years previously from 2010-14 working as a graduate manager for two years and then assistant director of basketball operations for his final two years. The Wildcats won a pair of Pac-12 Conference championships and advanced to the Elite Eight of the NCAA Tournament twice during Peters' first stint with the Wildcats.

During his time at Arizona, Peters helped the Wildcats sign two Top 10 recruiting classes, including a 2020 class that ranked among top five in the nation. The 2019-20 season saw Arizona win 21 games and lead the Pac-12 in scoring while also holding opponents to the third-fewest points per game.

Peters joined the Arizona staff in April of 2018 following a four-year stint as a Ball State assistant under Whitford. During his time with the Cardinals, Peters aided in the nation's fourth-largest turnaround in 2015-16 as it earned the first of its two 20-win seasons and shared the MAC West Division championship. The program's first postseason trip of Peters' time in Muncie, Ind., the 2016 CIT, was BSU's first postseason berth in 14 years.

The Cincinnati native played at Lakota East High School before transferring to New Albany High for his senior year. Peters was a four-year letterwinner at Ohio State from 2006-10. The Buckeyes won two Big Ten regular season championships and a pair of Big Ten Tournaments during his playing career while also advancing to the national championship game of the 2007 NCAA Tournament, a run that included a heartbreaking Xavier overtime loss to No. 1 seed OSU in the NCAA Second Round.

Peters, 35, was born July 5, 1986 in Canton, Ohio. He is the son of the late Dan Peters, a longtime college basketball coach. The elder Peters was the head coach at Walsh University (1983-88), St. Joseph's College (Ind.) (1991-93) and Youngstown State (1993-99).



JORDAN BROOKS

**DIRECTOR OF RECRUITING | FIRST YEAR
HAMPTON '11 | LARGO, MD.**

 **@COACHJBROOKS3** |  **@COACHJORDANBROOKS**

Jordan Brooks is the program's Director of Recruiting. Brooks came to Xavier after two seasons as an assistant coach at Southeastern Louisiana University. Prior to Southeastern, Brooks coached at Howard University (2017-19) as an assistant coach and recruiting coordinator. Brooks, who was selected to the 2019 Under Armour NABC 30-Under-30 Coaches Team, has a track record of recruiting success.

"Jordan is one of the top up and coming basketball coaches in the country," said Steele. "He comes to Xavier with a wealth of experience at the collegiate level. He has been an assistant coach at two different Division I schools. Jordan has a terrific work ethic and knowledge of the game. In addition, he is also a very good communicator and has relationships all throughout the country."

"I am very excited to be a part of the Xavier Basketball Family," said Brooks. "This program has a lot of history and tradition and I'm happy to be a part of it."

While at Southeastern Louisiana, Brooks recruited Keon Clergeot and helped develop him into being the second-leading scorer in the Southland Conference at 17.9 ppg. in league play in the 2020-21 season.

While at Howard, Brooks recruited R.J. Cole, who went on to win MEAC Rookie of the Year and MEAC Player of the Year honors during his career. He also recruited and helped develop All-Conference players Chad Lott and Charles Williams.

Brooks helped Howard to a remarkable turnaround in his second season, as the Bison finished 17-16 overall and 10-6 in conference play. The Bison finished third in the conference and recorded the first winning regular season in four years. He has also helped the program receive its first post-season bid in over 20 years, making the College Basketball Invitational.

Upon the completion of that season, Brooks was recognized as one of the Nation's top young coaches. The National Association of Basketball Coaches named Brooks to its NABC 30-Under-30 Team.

Before Howard, Brooks coached and recruited at the 14U, 15U, and 16U grassroots levels while developing several NCAA Division I student-athletes from top programs around Washington, D.C., including DC Assault, Team Takeover, Team Durant, and Team St8ment. That's an area that Brooks knows well since he is a native of the Washington, D.C., region.

Brooks played his collegiate career at Hampton (2007-11), including the first three seasons under former Howard men's basketball head coach Kevin Nickelberry.

In 2011, he earned his bachelor's degree in sport management at Hampton. A year later, Brooks completed an MBA at Goldey-Beacom College, specializing in marketing management.

Brooks, who was born Nov. 26, 1989 in Largo, Md., attended Charles Herbert Flowers High School in Springdale, Md., in the Washington, D.C., area, where he earned All-MET and All-PG County First Team honors.

MARIO MERCURIO

ASSOC. ATHLETIC DIRECTOR FOR BASKETBALL ADMIN. | 19TH YEAR
XAVIER '03 | CINCINNATI, OHIO

 @MARIOMERCURIO |  @MARIOMERCURIO



Mario Mercurio, who was promoted in 2018 to Associate Athletic Director for Basketball Administration, is in his 19th year with the program. Mercurio has been a big part of the men's basketball program's success and the many transformational changes to Cintas Center, particularly those areas that directly impact the student-athletes. That includes the transformation of the basketball offices and the men's basketball locker room.

Mercurio has been a key part of the group involved in the many design changes to Cintas Center. Charged with overseeing all student-athlete focused renovations, Mercurio served as the point person for the strength and conditioning addition, the men's basketball locker room upgrades, the training room renovation and the student-athlete lounge.

"Mario wears a lot of different hats," said head coach **Travis Steele**. "No task is too big or too small for Mario. The first thing I would say about him is that he's got a great business mind. You think about branding, and he gets it, he just does. He's always kind of hovering about 40,000 feet while we are down here at ground level. He gives us that perspective on every decision we make with our program. How we talk and communicate with our players. How to motivate our players. How to strengthen our brand nationally. Obviously, he does scheduling and he's going to help with the Nike contract. He wears a lot of different hats. He makes our program go. A lot of what he does is behind the scenes. You're not going to see him in the games coaching. Xavier wouldn't be Xavier without Mario. He has been here since Skip (Prosser). Skip, Thad (Matta), Sean (Miller), Chris (Mack), and now myself and we are very fortunate to have him."

Mercurio's responsibilities include Xavier's non-conference scheduling, helping XU annually post one of the nation's best non-conference slates to accompany its rugged BIG EAST schedule. This role also includes annually securing spots in one of the nation's top exempt holiday events. Last season he had to pivot quickly to create the first-ever four-team MTE Xavier Invitational to open the season during Thanksgiving week. For the past 17 years Mercurio has served as Xavier's liaison to Nike Basketball. The 2021-22 season will mark Xavier's 11th year as a Nike NTS School.

Steele summed up Mercurio's role by saying "Mario is a forward-thinking person, always thinking about how can we continue to get better as a program."

Mercurio, who started as a student worker under the late former XU head coach Skip Prosser, has been a key part of the basketball staffs of each of the last three coaches, including Chris Mack, Sean Miller and Thad Matta.

A Cincinnati St. Xavier High School graduate, Mercurio graduated in 2003 from Xavier's Williams College of Business with a double major in finance and marketing. Mercurio also received his MBA at Xavier. He and his wife Meghan live in his hometown, Cincinnati.



DAVID FLUKER

HEAD ATHLETIC TRAINER | 19TH YEAR
WILMINGTON '86 | CINCINNATI, OHIO

David Fluker, who was named Xavier's Head Athletic Trainer in 2018, has spent 18 years serving Xavier Athletics, including eight years as XU's Associate Head Athletic Trainer before earning his promotion to Head Athletic Trainer.

Fluker is in his second stint with Xavier Athletics, including his 12th straight year. Fluker, who spent seven years (2003-10) working as athletic trainer for the men's basketball program at the University of Cincinnati, served seven years in a similar capacity at Xavier from 1996-2003.

Fluker coordinates coverage of medical staffing for all of Xavier's 19 NCAA Division I programs and its over 300 student-athletes. Fluker's role still includes responsibility for the men's basketball trainer duties at Xavier.

"Dave deals with our guys every single day," said head coach **Travis Steele**. "The spotlight is on Dave even more now than it ever has been. Dave, number one, is a great man. He's a great family man and a great role model for our players, that's first and foremost. Dave is a professional. How he goes about his day, he's very structured, disciplined, diligent. He is a servant leader for our guys. That's his approach. He's there to serve our guys, keep them healthy, keep them on the floor and make sure that they are safe and healthy and that we are following protocols across the board. He's all over it, making sure that our guys follow protocols, and if we do have a guy get injured or get sick, he takes care of them. He's awesome to have around. We are lucky. He's another guy that has been around Xavier for a long time, and we appreciate everything he does for us.

"When a lot of people think of training rooms, they think of getting healthy or recovering from an injury. Our guys also get a lot of help with preventing injuries. Dave does a really good job of that, making sure our guys are in the ice tub, or the cold pool or the hot pool, stretching, sleeping and eating right. He works hand-in-hand with (Strength and Conditioning Coach) Chase Campbell as well, trying to make sure that we keep our guys healthy. If a guy does get injured, he has the expertise and access to medical personnel and equipment to get the guy onto the floor as quickly as possible. Our players know and love him because they know he always is

looking out for their best interests."

Fluker came to Xavier the first time in 1996 after three years as the staff athletic trainer for Queen City Sports Medicine & Rehabilitation. Other sports medicine experiences include being staff athletic trainer for Bethesda Montgomery Physical Therapy (1988-91) and graduate assistant athletic trainer at Michigan State University (1986-88). Fluker was selected as a volunteer athletic trainer in 2000 at the Olympic Training Center in Colorado Springs, Colo., and as a site athletic trainer at numerous events. He was an athletic trainer with the USA Judo Team at the 2003 Pan Am Games in the Dominican Republic.

Fluker, who was born in Cincinnati, is a 1986 graduate of Wilmington College with a bachelor's degree in sports medicine-athletic training. He earned his master's degree in health education-human performance from Michigan State in 1988. He and his wife, Crystal, have six children: Leonard, Courtney, Davin, Kira, Simone and D.J.

CHASE CAMPBELL

**MBB STRENGTH AND CONDITIONING HEAD COACH | FIRST YEAR
BALL STATE '13 | LEO, IND.**

 **@CHASER_STRENGTH**



Chase Campbell joined Xavier in the summer of 2021 as Head Strength and Conditioning Coach for Basketball. Campbell came to Xavier from the Orlando Magic, where he served as Strength and Conditioning Coach for the past year, designing and implementing individualized training programs in conjunction with medical and sports science staff.

“This is a position that I value very highly,” said head coach Travis Steele. “We want to be the best in the country at the development of our players, and this position is a critical component of that. Chase comes to Xavier with an outstanding resume. He has worked both in the NBA and at the collegiate level. He will bring extensive knowledge and passion to our program.”

“I am incredibly excited to be a part of the Xavier Basketball Family,” said Campbell. “Coach Steele’s energy and passion for the future of this program is infectious, and I am grateful for the opportunity to be a part of his vision and this team.”

Prior to landing in Orlando, Campbell spent two years from 2018-20 as the Director of Men’s Basketball Performance at the University of Rhode Island, directing all aspects of the year-round athletic performance training and testing for the men’s basketball team. He also coordinated the implementation of a performance nutrition and education program for the Rams.

Campbell spent two years from 2016-18 as the Head Strength and Conditioning Coach for the Indiana Fever of the WNBA. He spent the 2016-17 season as Assistant Strength and Conditioning Coach at Butler University, working primarily with softball, tennis and swimming but also assisting with the implementation of training and testing programs for men’s basketball. Prior to Butler, Campbell was at nearby Miami University as Assistant Strength and Conditioning Coach, working with a number of sports including men’s and women’s basketball.

Campbell, who is a Certified Strength & Conditioning Specialist (CSCS) through the National Strength & Conditioning Association (NSCA), is a 2013 graduate of Ball State Univer-

sity with a degree in exercise science. He earned his master’s degree in sports performance from Ball State in 2015.

In addition to his academic credentials, Campbell secured intern positions with Ball State, the Indiana Pacers and Vanderbilt University prior to accepting his first full-time position at Miami in 2015.



CHAESE VAUDRIN

**DIRECTOR OF BASKETBALL OPERATIONS | FIRST YEAR
GENEVA '17 | UNIONTOWN, OHIO**

🐦 @COACHVAUDRIN | 📷 @CHAESEVAUDRIN

Chaese Vaudrin joined Xavier in 2021 as the new Director of Basketball Operations.

“Chaese came with a wealth of experience running camps, hiring staffs, creating graphics, and working with video,” said head coach Travis Steele. “He has enjoyed a seamless transition here at Xavier due to his experiences. He brings a tremendous work ethic along with being very organized.”

Vaudrin joined the Xavier Men’s Basketball Staff after spending two years with the Hoop Group. Vaudrin joined the Hoop Group as an intern in the summer of 2019 and was brought on full-time as the Director of Skills and Middle School Tournaments in September of 2019.

Vaudrin graduated from Geneva College of Pennsylvania in 2017 with a bachelor’s degree in Psychology. While at Geneva, he was a 1,000-point scorer and four-year starter on the men’s basketball team. After graduating from Geneva, he spent a year as a varsity men’s basketball assistant coach at his alma matter, Uniontown Lake High School.

Vaudrin and his wife, Mckenna, reside in Cincinnati.

LEIGHTON SCHRAND

GRADUATE ASSISTANT | SECOND YEAR
XAVIER '20 | VILLA HILLS, KY.

 @LSCHRAND10 |  @LEIGHTONSCHRAND



Leighton Schrand is in his second year as a graduate assistant. Schrand, a 2020 graduate of Xavier University with a degree in sports management, played in 26 games in four years with the Musketeers. Schrand spent his first two years at Xavier as a walk-on and earned a scholarship for his last two years. Schrand was awarded All-Conference, All-District, and All-Region honors as well as being a member of the 1,000 point club at Holy Cross High School in Covington, Kentucky.

"When you're a walk-on you don't have to show up to everything in the offseason, lifting, conditioning, workouts but he was always here," said head coach **Travis Steele**. "You just respect the amount of work and sweat equity he has here at Xavier. Xavier means a lot to Leighton. I know Leighton really well. I know how hard he works, I know his loyalty, I know how intelligent he is, how much he cares about the players and how much he can help those guys. He knows our system. He knows our terminology; he knows how we do things and he can help those younger guys and new guys. He brings so much value to our program."

Schrand's responsibilities include assisting the coaching staff in limited on-court activities during practice, advance scouting, video, on-campus recruiting and some social media. In addition to his basketball duties, Schrand is pursuing a master's degree in coaching education and athlete development.

SEAN FLANNERY

GRADUATE ASSISTANT | SECOND YEAR
JOHN CARROLL '20 | LAKEWOOD, OHIO

 @SEAN_FLAN10



Sean Flannery is in his second year with the Xavier basketball team. Flannery, a 2020 graduate of John Carroll University with a degree in sport studies and minoring in business, played in 98 career games in four years with the Blue Streaks. At John Carroll, Flannery was a three-year starter, made the sweet 16, won an Ohio Athletic Conference tournament, and led all NCAA divisions in Assist/Turnover ratio. Flannery was also a state champion and three-year varsity letterman at St. Edwards High School in Lakewood, Ohio.

"I've known Sean for a long time," said head coach **Travis Steele**. "I used to go up to St. Edwards High School and recruit. I'm good friends with his dad, Eric Flannery, who's the head coach at St. Ed's, so I used to see Sean as he was growing up. Sean comes from a basketball family. It's in his blood. He has a great IQ. He works really hard. He is intelligent and he is loyal."

Flannery's responsibilities include assisting the coaching staff in limited on-court activities during practice, advance scouting, video, on-campus recruiting and some social media. In addition to his basketball duties, Flannery is pursuing a master's degree in coaching education.



2020-21 OVERALL STATISTICS (13-8 Overall: 11-2 Home, 2-5 Away, 0-1 Neutral)

## Player	GP-GS	Min-Avg	---TOTAL---		-----3-PTS-----			---REBOUNDS---									
			FG-FGA/Pct	3FG-FGA/Pct	3FG/G	FT-FTA/Pct	Off-Def	Tot/Avg	PF	FO	A	TO	A/TO	Blk	Stl	Pts - Avg	
32 FREEMANTLE, Zach	21-21	662-31.5	138-269/.513	25-78/.321	1.19	38-64/.594	41-146	187/8.9	49	3	30	42	0.71	18	15	339-16.1	
01 SCRUGGS, Paul	21-21	686-32.7	104-227/.458	27-83/.325	1.29	58-69/.841	13-72	85/4.0	57	2	119	53	2.25	10	33	293-14.0	
10 JOHNSON, Nate	16-16	495-30.9	60-140/.429	42-93/.452	2.63	20-25/.800	12-55	67/4.2	22	0	27	20	1.35	1	19	382-11.4	
11 ODOM, Dwon	19-11	422-22.2	53-108/.491	2-13/.154	0.11	17-28/.607	5-44	49/2.6	32	0	56	18	3.11	10	13	125-6.6	
24 TANDY, KyKy	18-0	265-14.7	39-103/.379	21-59/.356	1.17	20-24/.833	4-20	24/1.3	17	0	20	15	1.33	1	9	119-6.6	
25 CARTER, Jason	21-20	559-26.6	43-114/.377	8-44/.182	0.38	22-40/.550	41-84	125/6.0	41	0	32	19	1.68	15	14	116-5.5	
03 JONES, Colby	15-11	416-27.7	39-84/.464	9-27/.333	0.60	28-37/.757	23-49	72/4.8	35	0	44	26	1.69	4	19	115-7.7	
05 KUNKEL, Adam	16-4	300-18.8	43-108/.398	18-68/.265	1.13	8-9/.889	1-19	20/1.3	28	0	26	14	1.86	3	16	112-7.0	
13 GRIFFIN, Bryan	18-0	198-11.0	30-51/.588	0-1/.000	0.00	11-22/.500	20-50	70/3.9	21	0	5	12	0.42	14	2	71-3.9	
00 WILCHER, C.J.	15-1	151-10.1	18-45/.400	10-29/.345	0.66	4-4/1.00	7-9	16/1.1	11	0	5	7	0.71	1	5	50-3.3	
14 STANLEY, Ben	4-0	40-10.0	10-20/.500	0-2/.000	0.00	4-6/.667	2-5	7/1.8	6	0	1	3	0.33	1	0	24-6.0	
22 MILES, Dieonte	8-0	52-6.5	10-14/.714	0-1/.000	0.00	1-4/.250	4-6	10/1.3	6	0	4	2	2.00	7	0	21-2.6	
00 RAMSEY, Daniel	1-0	4-4.0	2-2/1.000	0-0/.000	0.00	0-1/.000	1-1	2/2.0	0	0	0	0	0.00	0	0	4-4.0	
TEAM							44-46	90				8					
Total	21	4250	589-1285/.458	162-498/.325	7.71	231-333/.694	200-592	792/37.7	325	5	369	236	1.56	85	145	1571-74.8	
Opponents	21	4250	541-1310/.413	165-488/.338	7.86	227-308/.737	222-546	768/36.6	341	0	308	242	1.27	58	116	1474-70.2	

2020-21 BIG EAST STATISTICS (6-7/Seventh: 5-2 Home, 1-5 Away)

## Player	GP-GS	Min-Avg	---TOTAL---		-----3-PTS-----			---REBOUNDS---									
			FG-FGA/Pct	3FG-FGA/Pct	3FG/G	FT-FTA/Pct	Off-Def	Tot/Avg	PF	FO	A	TO	A/TO	Blk	Stl	Pts - Avg	
32 FREEMANTLE, Zach	13-13	421-32.4	75-168/.446	13-50/.260	1.00	31-48/.646	28-96	124/9.5	30	1	17	21	0.81	11	10	194-14.9	
01 SCRUGGS, Paul	13-13	430-33.1	66-146/.452	16-49/.327	1.23	33-38/.868	7-45	52/4.0	34	1	66	36	1.83	4	18	181-13.9	
05 KUNKEL, Adam	13-3	247-19.0	39-94/.415	15-58/.259	1.15	8-9/.889	1-18	19/1.5	26	0	22	13	1.69	3	15	101-7.8	
03 JONES, Colby	12-10	340-28.3	32-71/.451	6-21/.286	0.50	27-35/.771	20-36	56/4.7	32	0	33	21	1.57	3	17	97-8.1	
10 JOHNSON, Nate	9-9	271-30.1	29-80/.363	20-55/.364	2.22	10-14/.714	8-28	36/4.0	12	0	15	12	1.25	0	7	88-9.8	
11 ODOM, Dwon	11-4	212-19.3	28-58/.483	2-8/.250	0.18	8-15/.533	3-17	20/1.8	16	0	24	6	4.00	2	8	66-6.0	
25 CARTER, Jason	13-12	326-25.1	22-61/.361	2-25/.080	0.15	11-26/.423	22-39	61/4.7	28	0	19	14	1.36	9	4	57-4.4	
00 WILCHER, C.J.	12-1	121-10.1	15-35/.429	9-24/.375	0.75	2-2/1.00	5-9	14/1.2	8	0	5	4	1.25	1	4	41-3.4	
24 TANDY, KyKy	11-0	99-9.0	14-42/.333	7-25/.280	0.64	2-2/1.00	2-14	16/1.5	5	0	5	4	1.25	0	6	37-3.4	
13 GRIFFIN, Bryan	10-0	85-8.5	12-22/.545	0-0/.000	0.00	5-13/.385	7-20	27/2.7	13	0	3	5	0.60	7	2	29-2.9	
14 STANLEY, Ben	4-0	40-10.0	10-20/.500	0-2/.000	0.00	4-6/.667	2-5	7/1.8	6	0	1	3	0.33	1	0	24-6.0	
02 RAMSEY, Daniel	1-0	4-4.0	2-2/1.000	0-0/.000	.000	0-1/.000	1-1	2/2.0	0	0	0	0	0.00	0	0	4-4.0	
22 MILES, Dieonte	2-0	4-2.0	0-0/.000	0-0/.000	.000	1-2/.500	1-0	1/0.5	0	0	0	0	0.00	0	0	1-0.5	
TEAM							24-26	50				5					
Total	13	2600	344-799/.431	90-317/.284	6.92	142-211/.673	126-351	477/36.7	210	2	210	142	1.48	41	91	920-70.8	
Opponents	13	2600	346-786/.440	107-305/.351	8.23	143-197/.726	121-364	485/37.3	220	0	205	150	1.37	45	64	942-72.5	

2020-21 SEASON RESULTS

RECORD:	OVERALL	HOME	AWAY	NEUTRAL
ALL GAMES	(13-8)	(11-2)	(2-5)	(0-1)
CONFERENCE	(6-7)	(5-2)	(1-5)	(0-0)
NON-CONFERENCE	(7-1)	(6-0)	(1-0)	(0-1)

DATE	OPPONENT	SCORE	ATTENDANCE	XAVIER HIGH SCORER	XAVIER HIGH REBOUNDER	OPPONENT HIGH SCORER
11/25/20	OAKLAND	W; 101-49	300	(21) FREEMANTLE, Zach	(12) FREEMANTLE, Zach	(08) MOORE, Jalen (08) OLADAPO, Daniel (08) KANGU, Kevin
11/26/20	BRADLEY	W; 51-50	300	(19) FREEMANTLE, Zach	(11) CARTER, Jason	(17) CHILDS, Elijah
11/27/20	TOLEDO	W; 76-73	300	(24) TANDY, KyKy	(13) CARTER, Jason	(20) ROLLINS, Ryan
11/30/20	EASTERN KY	W (OT); 99-96	300	(24) FREEMANTLE, Zach	(13) FREEMANTLE, Zach	(25) KING, Tre
12/2/20	TENNESSEE TECH	W; 79-48	300	(16) JOHNSON, Nate	(12) CARTER, Jason	(13) WHITE JR, Kenny
12/6/20	at Cincinnati	W; 77-69	300	(20) SCRUGGS, Paul	(09) FREEMANTLE, Zach	(18) WILLIAMS, Keith
12/9/20	OKLAHOMA	W; 99-77	300	(28) FREEMANTLE, Zach	(06) JOHNSON, Nate	(17) MANEK, Brady (15) NENBHARD, Andrew
12/20/20	*MARQUETTE	W; 91-88	300	(29) SCRUGGS, Paul	(07) FREEMANTLE, Zach	(20) McEWEN, Koby (20) GARCIA, Dawson
12/23/20	*at Creighton	L; 61-66	1,673	(12) JOHNSON, Nate	(06) JONES, Colby	(13) MAHONEY, Denzel (13) JONES, Antwann
12/30/21	*SETON HALL	L; 68-85	300	(20) FREEMANTLE, Zach	(09) FREEMANTLE, Zach	(18) MAMUKELASHVILI, Sandro
1/6/21	*ST. JOHN'S	W; 69-61	300	(16) JONES, Colby	(16) CARTER, Jason	(17) DUNN, Rasheem
1/10/21	*PROVIDENCE	W; 74-73	300	(17) FREEMANTLE, Zach	(08) FREEMANTLE, Zach	(30) DUKE, David
1/30/21	*at Butler	W; 68-55	2,084	(24) SCRUGGS, Paul	(10) FREEMANTLE, Zach	(16) NZE, Bryce
2/13/21	*UCONN	L; 72-80	922	(30) FREEMANTLE, Zach	(15) FREEMANTLE, Zach	(24) COLE, RJ
2/16/21	*at St. John's	L; 84-93	0	(22) FREEMANTLE, Zach	(10) FREEMANTLE, Zach	(21) CHAMPAGNIE, Julian
2/21/21	*BUTLER	W; 63-51	922	(17) FREEMANTLE, Zach	(11) JONES, Colby	(14) HARRIS, Chuck
2/24/21	*at Providence	L; 68-83	0	(24) FREEMANTLE, Zach	(12) FREEMANTLE, Zach	(20) HORCHLER, Noah
2/27/21	*CREIGHTON	W; 77-69	922	(23) SCRUGGS, Paul	(10) FREEMANTLE, Zach	(19) JEFFERSON, Damien
3/2/21	*at Georgetown	L; 66-72	0	(14) TANDY, KyKy	(12) FREEMANTLE, Zach	(18) PICKETT, Jamorko
3/6/21	*at Marquette	L; 59-66	1,800	(18) SCRUGGS, Paul	(06) FREEMANTLE, Zach (06) SCRUGGS, Paul	(16) CARTON, D.J.
3/10/21	^vs. Butler	L (OT); 69-70	0	(14) ODOM, Dwon (14) FREEMANTLE, Zach	(09) JONES, Colby	(21) HARRIS, Chuck

* = BIG EAST Conference game

ATTENDANCE SUMMARY	GAMES	TOTALS	AVG/GAME
HOME	13	5,766	444
AWAY	7	5,857	837
NEUTRAL	1	0	0
TOTAL	21	11,623	553

XAVIER INDIVIDUAL SINGLE GAME HIGHS

Points:30 by Zach Freemantle vs. UConn (2-13-21)
 Total FGM:13 by Zach Freemantle vs. UConn (2-13-21)
 Total FGA:26 by Zach Freemantle vs. UConn (02-13-21)
 Total FG% (Min. 5 Made):917 (11-12) by Zach Freemantle
 vs. Eastern Kentucky (11-30-20)
 3-Pt. FGM:7 by Nate Johnson vs. Oklahoma (12-9-20)
 3-Pt. FGA:11 by Nate Johnson at St. John's (02-16-21)
 3-Pt. FG% (Min. 3 Made):1.000 (3-3) by Adam Kunkel
 at Butler (1-30-21)
 FTM:11 by KyKy Tandy vs. Eastern Kentucky
 (11-30-20)
 FTA:13 by KyKy Tandy vs. Eastern Kentucky
 (11-30-20)
 FT% (Min. 3 Made):1.000 (8-8) by Paul Scruggs at Cincinnati
 (12-6-20)
 Rebounds:16 by Jason Carter vs. St. John's (1-6-21)
 Assists:12 by Paul Scrugs vs. UConn (02-13-21)
 Steals:4 by Colby Jones vs. Butler (2-21-21)
 4 by Paul Scruggs vs. UConn (2-13-21)
 4 by Paul Scruggs vs. Toledo (11-27-20)
 Blocks:3 by Jason Carter vs. Creighton (2-27-21)
 3 by Bryan Griffin vs. Tenn. Tech (12-2-20)
 3 by Dwon Odom vs. Eastern Ky. (11-30-20)
 Turnovers:7 by Dwon Odom vs. Eastern Ky. (11-30-20)

OPPONENT INDIVIDUAL SINGLE GAME HIGHS

Points:30 by David Duke of Providence (1-10-21)
 FGM:11 by David Duke of Providence (1-10-21)
 FGA:21 by Tre King of Eastern Ky. (11-30-20)
 FG% (Min. 3 Made):857 (6-7) by Qudus Wahab at Georgetown
 (3-2-21)
 3-Pt. FGM:7 by David Duke of Providence (01-10-21)
 3-Pt. FGA:11 by Cooper Robb of Eastern Kentucky
 (11-30-20)
 3-Pt FG% (Min. 3 Made):1.000 (4-4) by Bryce Nze of Butler (3-10-21)
 FTM:7 by Julian Champagnie at St. John's
 (2-26-21)
 7 by Raheem Dunn at St. John's (2-16-21)
 7 by Sandro Mamukelashvili of Seton Hall
 (12-30-20)
 FTA:11 by Raheem Dunn at St. John's (2-16-21)
 FT% (Min. 9 Made):1.000 (7-7) by Julian Champagnie at St. John's
 (2-26-21)
 1.000 (7-7) by Sandro Mamukelashvili of
 Seton Hall (12-30-20)
 Rebounds:15 by Setric Millner Jr. of Toledo (11-27-20)
 Assists:10 by Marcus Zegarowski of Creighton
 (2-27-21)
 Steals:4 by Tre King of Eastern Kentucky (11-30-20)
 4 by Elijah Childs of Bradley (11-26-20)
 Blocks:5 by Isaiah Whaley of UConn (2-13-21)
 Turnovers:6 by Sandro Mamukelashvili of Seton Hall
 (12-30-20)
 6 by Austin Reaves of Oklahoma (12-9-20)

XAVIER TEAM SINGLE GAME HIGHS

Total Points:101 vs. Oakland (11-25-20)
 Total Field Goals:43 vs. Oakland (11-25-20)
 Total Field Goals Attempts: . . .73 at St. John's (2-16-21)
 Total Field Goal Percentage: . .606 (43-71) vs. Oakland (11-25-20)
 3-Pt. Field Goals Made:19 vs. Oklahoma (12-9-20)
 3-Pt. Field Goal Attempts: . . .40 at St. John's (2-16-21)
 3-Pt. Field Goal Percentage: . .594 (19-32) vs. Oklahoma (12-9-20)
 Free Throws Made:23 vs. Eastern Kentucky (11-30-20)
 Free Throw Attempts:34 vs. St. John's (1-6-21)
 Free Throw Percentage:813 (13-16) at Georgetown (3-2-21)
 .813 (13-16) at St. John's (2-16-21)
 Rebounds:57 vs. St. John's (1-6-21)
 Assists:34 vs. Oakland (11-25-20)
 Steals:11 vs. St. John's (1-6-21)
 11 vs. Toledo (11-27-20)
 Blocks:10 vs. Tennessee Tech (12-2-20)
 Turnovers:25 vs. Eastern Kentucky (11-30-20)

OPPONENT SINGLE GAME HIGHS

Total Points:96 by Eastern Ky (11-30-20)
 Total Field Goals:35 by Eastern Ky (11-30-20)
 Total Field Goal Attempts: . . .91 by Eastern Ky (11-30-20)
 Total Field Goal Percentage: . .552 (32-58) by Marquette (12-20-20)
 3-Pt. Field Goals Made:13 by Providence (1-10-21)
 3-Pt. Field Goal Attempts: . . .38 by Eastern Kentucky (11-30-20)
 3-Pt. Field Goal Percentage: . .591 (13-22) by Providence (01-10-21)
 Free Throws Made:19 by Toledo (11-27-20)
 Free Throw Attempts:24 by Toledo (11-27-20)
 Free Throw Percentage:1.000 (14-14) by Seton Hall (12-30-20)
 Rebounds:46 at Georgetown (3-2-21)
 Assists:24 at St. John's (2-16-21)
 Steals:13 by Eastn Kentucky (11-30-20)
 Blocks8 by UConn (02-13-21)
 8 by St. John's (01-06-21)
 Turnovers:16 by St. John's (1-6-21)
 16 by Tennessee Tech (12-2-20)
 16 by Oakland (11-25-20)

2020-21 XAVIER RECORDS BREAKDOWN

Leading at the half:	10-1	Allowing 50 points or less:	3-0	One player scores in double figures:	0-0
Trailing at the half:	2-7	Allowing 51-59 points:	2-0	Two players score in double figures:	3-2
Tied at the half:	1-0	Allowing 60-69 points:	3-2	Three players score in double figures:	5-3
In Overtime:	1-1	Allowing 70-79 points:	3-2	Four players score in double figures:	4-3
		Allowing 80-89 points:	1-3	Five players score in double figures:	1-0
XU Shooting 50 % or better:	8-0	Allowing 90 points or more:	1-1	Six players score in double figures:	0-0
XU Shooting between 40-49.9%:	3-6			Seven players score in double figures:	0-0
XU Shooting less than 40%:	2-2	Game is decided by 1-4 points:	5-1		
Opponents shoot 50% or better:	2-4	Game is decided by 5-10 points:	3-5	In November:	4-0
Opponents shoot less than 50%:	11-4	Game is decided by 11-20 points:	2-2	In December:	4-2
		Game is decided by 21 points or more:	3-0	In January:	3-0
XU outrebounds its opponent:	9-1			In February:	2-3
Opponent outrebounds XU:	2-7	Playing at night:	8-6	In March:	0-3
Teams are tied in rebounds:	2-0	Playing in the morning or afternoon:	5-2		
				On Sunday:	4-0
XU Scoring 50 points or less:	0-0	Zach Freemantle leads team in scoring:	6-5	On Monday:	1-0
XU Scoring 51-59 points:	1-1	Paul Scruggs leads team in scoring:	4-1	On Tuesday:	0-2
XU Scoring 60-69 points:	3-5	KyKy Tandy leads team in scoring:	1-1	On Wednesday:	4-4
XU Scoring 70-79 points:	5-1	Nate Johnson leads team in scoring:	1-1	On Thursday:	1-0
XU Scoring 80-89 points:	0-1	Colby Jones leads team in scoring:	1-0	On Friday:	1-0
XU Scoring 90-99 points:	3-0	Dwon Odom leads team in scoring:	0-1	On Saturday:	2-2
XU Scoring 100 or more points:	1-0				

Double-Figure Scoring Games (67): Freemantle (15), Scruggs (14), Johnson (11), Kunkel (5), Tandy (5), Odom (5), Jones (5), Carter (4), Wilcher (1), Stanley (1), Miles (1)

Double-Figure Rebounding Games (16): Freemantle (10), Carter (5), Jones (1)

20-Point + Scoring Games (18): Freemantle (7), Scruggs (6), Johnson (1), Jones (1), Tandy (1), Kunkel (1), Carter (1)

30-Point + Scoring Games (1): Freemantle (1).

Double-Doubles (11): Freemantle (8), Carter (2), Jones (1)

LAST TIME THAT...

Xavier scored 80-89 points: St. John's 93, XU 84 at SJU (2-16-21)

Opponent scored 80-89 points: Providence 83, XU 68 at PC (2-24-21)

Xavier scored 90-99 points: XU 91, Marquette 88 at CC (12-20-20)

Opponent scored 90-99 points: St. John's 93, XU 84 at SJU (2-16-21)

Xavier scored 100 points or more: XU 101, Oakland 49 at CC (11-25-20)

Opponent scored 100 points or more: Arizona State 102, XU 86 in Las Vegas Inv. (11-24-17)

Xavier scored 60 points or less: Marquette 66, XU 59 at MU (3-6-21)

Opponent scored 60 points or less: XU 51, Bradley 50 at CC (11-26-20)

Xavier scored 50 points or less: Cincinnati 62, XU 47 at UC (12-8-18)

Opponent scored 50 points or less: XU 79, Tennessee Tech 48 at CC (12-2-20)

Xavier scored 40 points or less: Temple 59, XU 40 at TU (1-25-00)

Opponent scored 40 points or less: XU 65, Delaware State 33 at CC (12-28-07)

Xavier won by 10-19 points: XU 63, Butler 51 at CC (2-21-21)

Opponent won by 10-19 points: Providence 83, XU 68 at PC (2-24-21)

Xavier won by 20-29 points: XU 99, Oklahoma 77 at CC (12-9-20)

Opponent won by 20-29 points: Marquette 85, XU 65 at MU (1-15-20)

Xavier won by 30 points or more: XU 79, Tennessee Tech 48 at CC (12-2-20)

Opponent won by 30 points or more: Villanova 95, XU 64 at VU (12-31-15)

Xavier scored 50 or more in the first half: 53 vs. Oakland at CC (11-25-20)

Opponent scored 50 or more in the first half: 51 by Villanova at CC (2-17-18)

Xavier scored 50 or more in second half: 58 vs. Marquette at CC (12-20-20)

Opponent scored 50 or more in the second half: 54 by Marquette at CC (12-20-20)

Xavier scored 25 or less in the first half: 19 vs. Butler in BIG EAST Tournament (3-10-21)

Opponent scored 25 or less in the first half: 25 by Butler at BU (1-30-21)

Xavier scored 25 or less in second half: 25 vs. UConn at Charleston Classic (11-22-19)

Opponent scored 25 or less in the second half: 24 by Villanova at CC (2-24-19)

Xavier played an overtime game: Butler 70, XU 69 (OT) in BIG EAST Tournament (3-10-21)

Xavier played more than one overtime: Marquette 84, XU 82 (2OT) at CC (1-29-20)

Xavier won an overtime game: XU 99, Eastern Kentucky 96 (OT) at CC (11-30-20)

Opponent won an overtime game: Butler 70, XU 69 (OT) in BIG EAST Tournament (3-10-21)

Xavier shot 60 percent or more from the field: 60.6 (43-71) vs. Oakland at CC (11-25-20)

Opponent shot 60 percent from the field: 60.3 (38-63) by Villanova at CC (2-17-18)

Xavier shot 50 pct. or more: 54.2 (32-59) vs. Creighton at CC (2-27-21)

Opponent shot 50 percent or more: 51.0 (25-49) by Marquette at MU (3-6-21)

Xavier shot 35 pct. or worse: 32.4 (22-68) vs. Georgetown at GU (2-2-21)

Opponent shot 35 percent or worse: 29.5 (18-61) by Butler at CC (2-21-21)

Xavier made 40 or more field goals: 43-71 vs. Oakland at CC (11-25-20)

Opponent made 40 or more field goals: 48-81 by Kansas in Great Alaska Shootout (11-26-99)

Xavier made 30 or more free throws: 31-41 vs. Georgetown at CC (2-3-18)

Opponent made 30 or more free throws: 33-38 by Butler at BU (1-14-17)

Xavier made 20-29 free throws: 21-34 vs. St. John's at CC (1-6-21)

Opponent made 20-29 free throws: 20-25 by Cincinnati at UC (12-6-20)

Xavier made 10 or more 3-Pt. FG: 11-40 vs. St. John's at SJU (2-16-21); *Xavier hit 19 3-pointers and set a school record vs. Oklahoma at CC (12-9-20) earlier this season*

Opponent made 10 or more 3-Pt. FG: 11-21 by Providence at PC (2-24-21); *Note that Evansville hit 17-33 at CC (11-10-18), a school record by an opponent vs. Xavier*

Xavier had 50 or more rebounds: 57 vs. St. John's at CC (1-6-21)

Opponent had 50 or more rebounds: 51 by Dayton at CC (1-16-10)

Xavier had 25 or more assists: 28 vs. Oklahoma at CC (12-9-20)

Opponent had 25 or more assists: 25 by Villanova at CC (2-17-18)

Xavier had 15 or more steals: 15 vs. Seton Hall at SHU (2-28-16)

Opponent had 15 or more steals: 15 by Eastern Kentucky at CC (12-15-18)

Xavier had 10 or more blocked shots: 10 vs. Texas Southern in NCAA Tournament (3-16-18)

Opponent had 10 or more blocked shots: 11 by Cincinnati at CC (12-2-17)

Xavier had 15 or more turnovers: 19 vs. St. John's at CC (1-6-21)

Opponent had 15 or more turnovers: 15 by Providence at CC (1-10-21)

Musketeeer scored 20-29 pts.: 23 by Paul Scruggs vs. Creighton at CC (2-27-21)

Two or more Musketeeer players with 20+ points in one game: 24 by Zach Freemantle and 22 by Paul Scruggs vs. Providence at PC (2-24-21)

Opponent scored 20-29 pts.: 21 by Chuck Harris and 20 by Bryce Golden of Butler in BIG EAST Tournament at Madison Square

Garden (3-10-21)

Musketeeer scored 30-39 points: 30 by Zach Freemantle vs. UConn at CC (2-13-21)

Opponent scored 30-39 points in a game: 30 by David Duke of Providence at CC (1-10-21)

Musketeeer scored 40+ points in a game: 40 by Trevon Bluiett vs. Cincinnati at UC (1-26-17).

Opponent scored 40+ points in a game: 40 by Tra Holder of Arizona State in Las Vegas Inv. (11-24-17)

Musketeeer grabbed 15 + reb.: 15 by Zach Scruggs vs. Oakland at CC (11-25-20)

Musketeeer had 10 + assists: 10 by Paul Scruggs vs. Oakland at CC (11-25-20)

Musketeeer had 5 or more steals: 6 by Bryce Moore vs. Western Carolina at CC (12-18-19)

Musketeeer had 5 or more blocks: 5 by Zach Freemantle vs. UConn at Charleston Classic (11-22-19)

Double-double (pts.-ast.): Quentin Goodin with 16 points and 10 assists vs. Eastern Kentucky at CC (12-15-18)

Double-double (pts.-reb.): Zach Freemantle with 12 points and 12 rebounds vs. Georgetown at GU (3-2-21)

Two Musketeeer players with double-doubles in one game: Zach Freemantle with 17 points and 10 rebounds and Colby Jones with 13 points and 11 rebounds vs. Butler at CC (2-21-21)

Triple-double (pts.-reb.-ast.): Myles Davis with 11 points, 12 rebounds and 12 assists vs. Providence at CC (2-17-16)

Five Musketeeers scored in double figures: 5 vs. Oakland at CC (11-25-20)

Six Musketeeers scored in double figures: 6 vs. St. John's at Madison Square Garden (2-17-20)

Seven Musketeeers scored in double figures: 7 vs. Fairleigh Dickinson at CC (11-9-12)

2020-21 BIG EAST STAT LEADERS

Team	Conference	Pct.	PF	PA	Overall	Pct.	PF	PA
Villanova	11-4	.733	74.4	66.5	28-7	.720	74.8	66.5
Creighton	14-6	.700	76.8	69.8	22-9	.710	76.0	68.2
Connecticut	11-6	.647	71.4	65.5	15-8	.652	71.7	64.6
St. John's	10-9	.526	77.5	77.1	16-11	.593	79.0	76.7
Seton Hall	10-9	.526	69.7	69.2	14-13	.519	71.3	69.7
Providence	9-10	.474	68.8	69.5	13-13	.500	69.8	69.7
Xavier	6-7	.462	70.8	72.5	13-8	.619	74.8	70.2
Georgetown	7-9	.438	71.5	74.9	13-13	.500	71.4	71.7
Marquette	8-11	.421	68.7	72.0	13-14	.481	69.7	69.8
Butler	8-12	.400	63.2	67.8	10-15	.400	63.5	68.7
DePaul	2-13	.133	63.5	72.1	5-14	.263	65.8	71.9

To be ranked, a player must appear in at least 75.0% of their team's games.

SCORING	Cl	G	FG	3FG	FT	Pts	Avg/G
1. CHAMPAGNIE, Julian - SJU	So.	25	166	60	102	494	19.8
2. MAMUKELASHVILI, S. - SHU	Sr.	27	168	42	95	473	17.5
3. WATSON, Nate - PC	Sr.	26	180	0	79	439	16.9
4. DUKE, David - PC	Jr.	26	144	51	99	438	16.8
5. FREEMANTLE, Zach - XU	So.	21	138	25	38	339	16.1
6. ZEGAROWSKI, Marcus - CU	Jr.	29	162	80	55	459	15.8
7. ROBINSON-EARL, J. - VU	So.	25	155	23	60	393	15.7
8. BLAIR, Jahvon - GU	Sr.	25	128	66	62	384	15.4
9. RHODEN, Jared - SHU	Jr.	27	135	37	95	402	14.9
10. MOORE, Charlie - DPU	Sr.	16	85	28	32	230	14.4
11. SCRUGGS, Paul - XU	Sr.	21	104	27	58	293	14.0
12. GILLESPIE, Collin - VU	Sr.	20	89	41	60	279	14.0
13. GARCIA, Dawson - MU	Fr.	27	121	26	83	351	13.0
14. CARTON, D.J. - MU	So.	27	121	33	75	350	13.0
15. HARRIS, Chuck - BU	Fr.	24	103	48	56	310	12.9
16. MOORE, Justin - VU	So.	25	120	40	42	322	12.9
17. WAHAB, Qudus - GU	So.	26	127	0	76	330	12.7
18. MAHONEY, Denzel - CU	Sr.	30	126	64	59	375	12.5
19. PICKETT, Jamorko - GU	Sr.	26	105	41	67	318	12.2
20. COLE, RJ - UCONN	Jr.	23	92	39	57	280	12.2
21. SAMUELS, Jermaine - VU	Sr.	25	99	26	77	301	12.0
22. JEFFERSON, Damien - CU	Sr.	31	144	32	49	369	11.9
23. CALE, Myles - SHU	Sr.	27	113	45	42	313	11.6
24. NZE, Bryce - BU	Sr.	23	101	19	41	262	11.4
25. JOHNSON, Nate - XU	Sr.	16	60	42	20	182	11.4
26. BISHOP, Christian - CU	Jr.	31	141	1	59	342	11.0
27. ALEXANDER, Posh - SJU	Fr.	25	108	20	37	273	10.9
28. BOLDEN, Jair - BU	Sr.	25	87	59	30	263	10.5
29. GOLDEN, Bryce - BU	Jr.	24	98	8	45	249	10.4
30. MARTIN, Tyrese - UCONN	Jr.	22	85	16	41	227	10.3

FIELD GOAL PCT	Cl	G	FGM	FGA	Pct.
1. BISHOP, Christian - CU	Jr.	31	141	207	.681
2. WATSON, Nate - PC	Sr.	26	180	299	.602
3. WAHAB, Qudus - GU	So.	26	127	215	.591
4. MOORE, Isaih - SJU	Jr.	25	92	160	.575
5. SANOGO, Adama - UCONN	Fr.	23	77	139	.554
6. FREEMANTLE, Zach - XU	So.	21	138	269	.513
7. JEFFERSON, Damien - CU	Sr.	31	144	281	.512
8. ROBINSON-EARL, J. - VU	So.	25	155	312	.497
9. NZE, Bryce - BU	Sr.	23	101	207	.488
10. SAMUELS, Jermaine - VU	Sr.	25	99	206	.481

BLOCKED SHOTS	Cl	G	No.	Avg/G
1. OBIAGU, Ike - SHU	Jr.	27	77	2.9
2. WHALEY, Isaiah - UCONN	Sr.	23	60	2.6
3. WAHAB, Qudus - GU	So.	26	41	1.6
4. JOHN, Theo - MU	Sr.	27	40	1.5
5. ONGENDA, Nick - DPU	So.	17	25	1.5
6. PAULICAP, Pauly - DPU	Sr.	19	24	1.3
7. KALKBRENNER, Ryan - CU	Fr.	31	38	1.2
8. BISHOP, Christian - CU	Jr.	31	32	1.0
9. WATSON, Nate - PC	Sr.	26	26	1.0
9. CHAMPAGNIE, Julian - SJU	So.	25	25	1.0
11. SANOGO, Adama - UCONN	Fr.	23	21	0.9
12. FREEMANTLE, Zach - XU	So.	21	18	0.9
13. BILE, Chudier - GU	Sr.	25	21	0.8
14. GRIFFIN, Bryan - XU	Sr.	18	14	0.8
15. ROBERTS, Josh - SJU	Jr.	25	19	0.8

REBOUNDING	Cl	G	Off	Def	Total	Avg/G
1. FREEMANTLE, Zach - XU	So.	21	41	146	187	8.9
2. ROBINSON-EARL, J. - VU	So.	25	62	150	212	8.5
3. WAHAB, Qudus - GU	So.	26	67	146	213	8.2
4. NZE, Bryce - BU	Sr.	23	53	124	177	7.7
5. MAMUKELASHVILI, S - SHU	Sr.	27	50	154	204	7.6
6. MARTIN, Tyrese - UCONN	Jr.	22	66	99	165	7.5
7. CHAMPAGNIE, Julian - SJU	So.	25	41	143	184	7.4
8. PICKETT, Jamorko - GU	Sr.	26	28	158	186	7.2
9. RHODEN, Jared - SHU	Jr.	27	40	140	180	6.7
10. WATSON, Nate - PC	Sr.	26	67	106	173	6.7
11. GARCIA, Dawson - MU	Fr.	27	58	121	179	6.6
12. SAMUELS, Jermaine - VU	Sr.	25	44	115	159	6.4
13. BISHOP, Christian - CU	Jr.	31	48	149	197	6.4
14. DUKE, David - PC	Jr.	26	26	139	165	6.3
15. CAIN, Jamal - MU	Sr.	27	39	130	169	6.3

ASSISTS	Cl	G	No.	Avg/G
1. SCRUGGS, Paul - XU	Sr.	21	119	5.7
2. DUKE, David - PC	Jr.	26	124	4.8
3. GILLESPIE, Collin - VU	Sr.	20	92	4.6
4. ZEGAROWSKI, Marcus - CU	Jr.	29	125	4.3
5. COLE, RJ - UCONN	Jr.	23	99	4.3
6. ALEXANDER, Posh - SJU	Fr.	25	107	4.3
7. MOORE, Charlie - DPU	Sr.	16	67	4.2
8. REYNOLDS, Shavar - SHU	Sr.	27	113	4.2
9. DUNN, Rasheem - SJU	Sr.	22	87	4.0
10. BLAIR, Jahvon - GU	Sr.	25	90	3.6
11. CARTON, D.J. - MU	So.	27	96	3.6
12. MAMUKELASHVILI, S - SHU	Sr.	27	87	3.2
13. HARRIS, Dante - GU	Fr.	26	82	3.2
14. MOORE, Justin - VU	So.	25	74	3.0
15. ODOM, Dwon - XU	Fr.	19	56	2.9

FREE THROW PCT	Cl	G	FTM	FTA	Pct.
1. CHAMPAGNIE, Julian - SJU	So.	25	102	115	.887
2. BLAIR, Jahvon - GU	Sr.	25	62	73	.849
3. SCRUGGS, Paul - XU	Sr.	21	58	69	.841
4. HARRIS, Chuck - BU	Fr.	24	56	67	.836
5. RHODEN, Jared - SHU	Jr.	27	95	114	.833
5. GILLESPIE, Collin - VU	Sr.	20	60	72	.833
7. SAMUELS, Jermaine - VU	Sr.	25	77	93	.828
8. PICKETT, Jamorko - GU	Sr.	26	67	81	.827
9. DUKE, David - PC	Jr.	26	99	125	.792
10. GARCIA, Dawson - MU	Fr.	27	83	106	.783
11. COLE, RJ - UCONN	Jr.	23	57	74	.770
12. MOORE, Charlie - DPU	Sr.	16	32	42	.762
13. MCEWEN, Koby - MU	Sr.	27	60	79	.759
14. CARTON, D.J. - MU	So.	27	75	101	.743
15. JOHN, Theo - MU	Sr.	27	54	73	.740

3-POINT FG PCT	Cl	G	3FG	FGA	Pct.
1. ELLIOTT, Greg - MU	Jr.	27	30	66	.455
2. JOHNSON, Nate - XU	Sr.	16	42	93	.452
3. CAREY, Donald - GU	Jr.	26	40	89	.449
4. WILLIAMS JR, Greg - SJU	Jr.	24	26	58	.448
5. ZEGAROWSKI, Marcus - CU	Jr.	29	80	190	.421
6. HORCHLER, Noah - PC	Sr.	26	26	62	.419
7. HARRIS, Chuck - BU	Fr.	24	48	119	.403
8. EARLINGTON, Marcellu - SJU	Jr.	27	27	67	.403
9. SWINDER, Cole - VU	Jr.	25	35	87	.402
10. BILE, Chudier - GU	Sr.	25	37	94	.394
11. DUKE, David - PC	Jr.	26	51	131	.389
12. COLE, RJ - UCONN	Jr.	23	39	101	.386
13. DANIELS, Caleb - VU	Jr.	25	44	114	.386
14. BALLOCK, Mitch - CU	Sr.	31	76	197	.386
15. CHAMPAGNIE, Julian - SJU	So.	25	60	158	.380





2021 BIG EAST CHAMPIONSHIP
March 10-13 in
Madison Square Garden

Championship
Georgetown 73, Creighton 48

Semifinals
Georgetown 66, Seton Hall 58
Creighton 59, Connecticut 56

Quarterfinals
Georgetown 72, Villanova 71
Seton Hall 77, St. John's 69 (OT)
Creighton 87, Butler 56
Connecticut 94, DePaul 60

First Round
Georgetown 68, Marquette 49
Butler 70, Xavier 69 (OT)
DePaul 70, Providence 62

2021 BIG EAST CHAMPIONSHIP
All-Tournament Team

Dave Gavitt Trophy
(Most Outstanding Player)
Dante Harris, Georgetown

BIG EAST All-Tournament Team
Jahvon Blair, Georgetown
Qudus Wahab, Georgetown
Marcus Zegarowski, Creighton
Adama Sanogo, UConn
Jared Rhoden, Seton Hall

2020 BIG EAST CHAMPIONSHIP
March 11-12 in
Madison Square Garden

Championship
N/A

Semifinals
N/A

Quarterfinals
N/A

First Round
St. John's 75, Georgetown 62
DePaul 71, Xavier 67

2020-21 BIG EAST STANDINGS

Team (Postseason)	BIG EAST	Games	Home	Away	All	Pct.
Villanova (NCAA)	11-4	.733	8-0	3-4	18-7	.720
Creighton (NCAA)	14-6	.700	7-3	7-3	22-9	.710
Connecticut (NCAA)	11-6	.647	5-3	6-3	15-8	.652
St. John's	10-9	.526	6-3	4-6	16-11	.593
Seton Hall	10-9	.526	5-4	5-5	14-13	.519
Providence	9-10	.474	6-3	3-7	13-13	.500
Xavier	6-7	.462	5-2	1-5	13-8	.619
*Georgetown (NCAA)	7-9	.438	5-4	2-5	13-13	.500
Marquette	8-11	.421	3-6	5-5	13-14	.481
Butler	8-12	.400	7-3	1-9	10-15	.400
DePaul	2-13	.133	0-8	2-5	5-14	.263

*Won BIG EAST Tournament Championship

Player of the Year: Sandro Mamukelashvili (Seton Hall), Collin Gillespie (Villanova), Jeremiah Robinson-Earl (Villanova)

Freshman of the Year: Posh Alexander (St. John's)

Defensive Player of the Year: Isaiah Whaley (Connecticut), Posh Alexander (St. John's)

Coach of the Year: Mike Anderson (St. John's)

Xavier Honorees:

Zach Freemantle (BIG EAST Second Team, BIG EAST Most Improved Player)

Paul Scruggs (BIG EAST Second Team)

Colby Jones (BIG EAST All-Freshman Team)

2019-20 BIG EAST STANDINGS

Team (Postseason)	BIG EAST	Games	Home	Away	All	Pct.
Creighton	13-5	.722	8-1	5-4	24-7	.774
Villanova	13-5	.722	6-3	7-2	24-7	.774
Seton Hall	13-5	.722	6-3	7-2	21-9	.700
Providence	12-6	.667	7-2	5-4	19-12	.613
Butler	10-8	.556	6-3	4-5	22-9	.710
Marquette	8-10	.444	6-3	2-7	18-12	.600
Xavier	8-10	.444	4-5	4-5	19-13	.594
Georgetown	5-13	.278	3-6	2-7	15-17	.469
St. John's	5-13	.278	4-5	1-8	17-15	.531
DePaul	3-15	.167	3-6	0-9	16-16	.500

Player of the Year: Myles Powell (Seton Hall)

Freshman of the Year: Jeremiah Robinson-Earl (Villanova)

Defensive Player of the Year: Romaro Gill (Seton Hall)

Coach of the Year: Greg McDermott (Creighton)

Xavier Honorees:

Naji Marshall (BIG EAST First Team)

Tyrique Jones (BIG EAST Second Team)

Zach Freemantle (BIG EAST All-Freshman Team)

KyKy Tandy (BIG EAST All-Freshman Team)



2019 BIG EAST CHAMPIONSHIP
March 13-16 in
Madison Square Garden

2019 BIG EAST CHAMPIONSHIP
All-Tournament Team

2018 BIG EAST CHAMPIONSHIP
March 7-10 in
Madison Square Garden

2018 BIG EAST CHAMPIONSHIP
All-Tournament Team

Championship

Villanova 74, Seton Hall 72

Semifinals

Villanova 71, Xavier 67 (OT)
Seton Hall 81, Marquette 79

Quarterfinals

Villanova 73, Providence 62
Xavier 63, Creighton 61
Marquette 86, St. John's 54
Seton Hall 73, Georgetown 57

First Round

Providence 80, Butler 57
St. John's 82, DePaul 74

Dave Gavitt Trophy
(Most Outstanding Player)
Phil Booth, Villanova

BIG EAST All-Tournament Team

Eric Paschall, Villanova
Myles Powell, Seton Hall
Quincy McKnight, Seton Hall
Markus Howard, Marquette
Paul Scruggs, Xavier

Championship

Villanova 76, Providence 66 (OT)

Semifinals

Villanova 87, Butler 68
Providence 75, Xavier 72 (OT)

Quarterfinals

Xavier 88, St. John's 60
Providence 72, Creighton 68 (OT)
Villanova 94, Marquette 70
Butler 75, Seton Hall 74

First Round

St. John's 88, Georgetown 77
Marquette 72, DePaul 69

Dave Gavitt Trophy
(Most Outstanding Player)
Mikal Bridges, Villanova

BIG EAST All-Tournament Team

Jalen Brunson, Villanova
Kyron Cartwright, Providence
Alpha Diallo, Providence
Kamar Baldwin, Butler
Trevon Bluiett, Xavier

2018-19 BIG EAST STANDINGS

Team (Postseason)	BIG EAST	Games	Home	Away	All	Pct.
*Villanova (NCAA)	13-5	.722	9-0	4-5	26-10	.722
Marquette (NCAA)	12-6	.667	6-3	6-3	24-10	.706
Seton Hall (NCAA)	9-9	.500	7-2	2-7	20-14	.588
Xavier (NIT)	9-9	.500	5-4	4-5	19-16	.543
Creighton (NIT)	9-9	.500	5-4	4-5	20-15	.571
Georgetown (NIT)	9-9	.500	5-4	4-5	19-14	.576
St. John's (NCAA)	8-10	.444	5-4	3-6	21-13	.618
Providence (NIT)	7-11	.389	4-5	3-6	18-16	.529
Butler (NIT)	7-11	.389	5-4	2-7	16-17	.485
DePaul (CBI)	7-11	.389	4-5	3-6	19-17	.528

*Won BIG EAST Tournament Championship

Player of the Year: Markus Howard (Marquette)

Freshman of the Year: James Akinjo (Georgetown)

Defensive Player of the Year: Justin Simon (St. John's)

Coach of the Year: Jay Wright (Villanova)

Xavier Honorees:

Naji Marshall (BIG EAST Second Team)

Paul Scruggs (BIG EAST All-Tournament Team)

2017-18 BIG EAST STANDINGS

Team (Postseason)	BIG EAST	Games	Home	Away	All	Pct.
Xavier (NCAA)	15-3	.833	8-1	7-2	29-6	.829
*Villanova (NCAA)	14-4	.778	8-1	6-3	36-4	.900
Seton Hall (NCAA)	10-8	.556	6-3	4-5	22-12	.647
Creighton (NCAA)	10-8	.556	7-2	3-6	21-12	.636
Providence (NCAA)	10-8	.556	6-3	4-5	21-14	.667
Butler (NCAA)	9-9	.500	6-3	3-6	21-14	.667
Marquette (NIT)	9-9	.500	5-4	4-5	21-14	.667
Georgetown	5-13	.278	2-7	3-6	15-15	.500
St. John's	4-14	.222	2-7	2-7	16-17	.485
DePaul	4-14	.222	1-8	3-6	11-20	.355

*Won BIG EAST Tournament Championship

Player of the Year: Jalen Brunson (Villanova)

Freshman of the Year: Omari Spellman (Villanova)

Defensive Player of the Year: Khyri Thomas (Creighton)

Coach of the Year: Chris Mack (Xavier)

Xavier Honorees:

Chris Mack (BIG EAST Coach of the Year)

Trevon Bluiett (All-BIG EAST First Team, BIG EAST All-Tournament Team)

Naji Marshall (BIG EAST All-Freshman Team)



2017 BIG EAST CHAMPIONSHIP
March 8-11
in Madison Square Garden

Championship
 Villanova 74, Creighton 60

Semifinals
 Villanova 55, Seton Hall 53
 Creighton 75, Xavier 72

Quarterfinals
 Villanova 108, St. John's 67
 Seton Hall 82, Marquette 76
 Xavier 62, Butler 57
 Creighton 70, Providence 58

First Round
 St. John's 74, Georgetown 73
 Xavier 75, DePaul 64

2017 BIG EAST CHAMPIONSHIP
All-Tournament Team

Dave Gavitt Trophy
(Most Outstanding Player)
 Josh Hart, Villanova

BIG EAST All-Tournament Team
 Jalen Brunson, Villanova
 Kris Jenkins, Villanova
 Marcus Foster, Creighton
 Angel Delgado, Seton Hall
Trevon Bluiett, Xavier

2016 BIG EAST CHAMPIONSHIP
March 9-12 in
Madison Square Garden

Championship
 Seton Hall 69, Villanova 67

Semifinals
 Villanova 76, Providence 68
 Seton Hall 87, Xavier 83

Quarterfinals
 Villanova 81, Georgetown 67
 Providence 74, Butler 60
 Xavier 90, Marquette 72
 Seton Hall 81, Creighton 73

First Round
 Georgetown 70, DePaul 53
 Marquette 101, St. John's 93

2016 BIG EAST CHAMPIONSHIP
All-Tournament Team

Dave Gavitt Trophy
(Most Outstanding Player)
 Isaiah Whitehead, Seton Hall

BIG EAST All-Tournament Team
 Khadeen Carrington, Seton Hall
 Ismael Sanogo, Seton Hall
 Josh Hart, Villanova
 Kris Jenkins, Villanova
Trevon Bluiett, Xavier

2016-17 BIG EAST STANDINGS

Team (Postseason)	BIG EAST	Games	Home	Away	All	Pct.
*Villanova (NCAA)	15-3	.833	8-1	7-2	32-4	.889
Butler (NCAA)	12-6	.667	6-3	6-3	25-9	.735
Providence (NCAA)	10-8	.556	6-3	4-5	20-13	.606
Marquette (NCAA)	10-8	.556	7-2	3-6	19-13	.594
Seton Hall (NCAA)	10-8	.556	7-2	3-6	21-12	.636
Creighton (NCAA)	10-8	.556	5-4	5-4	25-10	.714
Xavier (NCAA)	9-9	.500	5-4	4-5	24-14	.632
St. John's	7-11	.389	5-4	2-7	14-19	.424
Georgetown	5-13	.278	3-6	2-7	14-18	.438
DePaul	2-16	.111	1-8	1-8	9-23	.281

*Won BIG EAST Tournament Championship

Player of the Year: Josh Hart (Villanova)

Freshman of the Year: Justin Patton (Creighton)

Defensive Players of the Year: Khyri Thomas (Creighton), Mikal Bridges (Villanova), and Josh Hart (Villanova)

Coach of the Year: Chris Holtmann (Butler)

Xavier Honorees:

Trevon Bluiett (All-BIG EAST First Team, BIG EAST All-Tournament Team)

2015-16 BIG EAST STANDINGS

Team (Postseason)	BIG EAST	Games	Home	Away	All	Pct.
Villanova (NCAA)	16-2	.889	8-1	8-1	35-5	.875
Xavier (NCAA)	14-4	.778	8-1	6-3	28-6	.824
*Seton Hall (NCAA)	12-6	.667	6-3	6-3	25-9	.735
Providence (NCAA)	10-8	.556	5-4	5-4	24-11	.686
Butler (NCAA)	10-8	.556	6-3	4-5	22-11	.667
Creighton (NIT)	9-9	.500	5-4	4-5	20-15	.571
Marquette	8-10	.444	4-5	4-5	20-13	.606
Georgetown	7-11	.389	4-5	3-6	15-18	.455
DePaul	3-15	.167	2-7	1-8	9-22	.290
St. John's	1-17	.056	1-8	0-9	8-24	.250

*Won BIG EAST Tournament Championship

Player of the Year: Kris Dunn (Providence)

Freshman of the Year: Henry Ellenson (Marquette)

Defensive Player of the Year: Kris Dunn (Providence)

Coaches of the Year: Kevin Willard (Seton Hall), Jay Wright (Villanova)

Xavier Honorees:

Trevon Bluiett (All-BIG EAST First Team, BIG EAST All-Tournament Team)

Edmond Sumner (BIG EAST All-Freshman Team)

J.P. Macura (BIG EAST Sixth Man of the Year)



2015 BIG EAST CHAMPIONSHIP
March 11-14 in
Madison Square Garden

Championship

Villanova 69, Xavier 52

Semifinals

Villanova 63, Providence 61
Xavier 65, Georgetown 63

Quarterfinals

Villanova 84, Marquette 49
Providence 74, St. John's 57
Georgetown 60, Creighton 55
Xavier 67, Butler 61 (OT)

First Round

Marquette 78, Seton Hall 56
Creighton 78, DePaul 63

2015 BIG EAST CHAMPIONSHIP
All-Tournament Team

Dave Gavitt Trophy
(Most Outstanding Player)
Josh Hart, Villanova

BIG EAST All-Tournament Team

Dylan Ennis, Villanova
Darrun Hilliard, Villanova
Jalen Reynolds, Xavier
Kris Dunn, Providence
D'Vauntes Smith-Rivera,
Georgetown

2014 BIG EAST CHAMPIONSHIP
March 12-15 in
Madison Square Garden

Championship

Providence 65, Creighton 58

Semifinals

Providence 80, Seton Hall 74
Creighton 86, Xavier 78

Quarterfinals

Seton Hall 64, Villanova 63
Providence 79, St. John's 74
Creighton 84, DePaul 62
Xavier 68, Marquette 65

First Round

Seton Hall 51, Butler 50
DePaul 60, Georgetown 56

2014 BIG EAST CHAMPIONSHIP
All-Tournament Team

Dave Gavitt Trophy
(Most Outstanding Player)
Bryce Cotton, Providence

BIG EAST All-Tournament Team

LaDontae Henton, Providence
Doug McDermott, Creighton
Austin Chatman, Creighton
Eugene Teague, Seton Hall
Semaj Christon, Xavier

2014-15 BIG EAST STANDINGS

Team (Postseason)	BIG EAST	Games	Home	Away	All	Pct.
*Villanova (NCAA)	16-2	.889	9-0	7-2	33-3	.917
Georgetown (NCAA)	12-6	.667	7-2	5-4	22-11	.667
Butler (NCAA)	12-6	.667	6-3	6-3	23-11	.676
Providence (NCAA)	11-7	.611	6-3	5-4	22-12	.647
St. John's (NCAA)	10-8	.556	7-2	3-6	21-12	.636
Xavier (NCAA)	9-9	.500	6-3	3-6	23-14	.622
DePaul	6-12	.333	4-5	2-7	12-20	.375
Seton Hall	6-12	.333	4-5	2-7	16-15	.516
Marquette	4-14	.222	3-6	1-8	13-19	.406
Creighton	4-14	.222	2-7	2-7	14-19	.424

*Won BIG EAST Tournament Championship

Players of the Year: Kris Dunn (Providence), Ryan Arcidiacono (Villanova)

Rookie of the Year: Angel Delgado (Seton Hall)

Defensive Players of the Year: Kris Dunn (Providence), Sir'Dominic Pointer (St. John's)

Coach of the Year: Jay Wright (Villanova)

Xavier Honorees:

Matt Stainbrook (All-BIG EAST Second Team)

Trevon Bluiett (All-BIG EAST Rookie Team)

Jalen Reynolds (BIG EAST All-Tournament Team)

2013-14 BIG EAST STANDINGS

Team (Postseason)	BIG EAST	Games	Home	Away	All	Pct.
Villanova (NCAA)	16-2	.889	8-1	8-1	29-5	.853
Creighton (NCAA)	14-4	.778	9-0	5-4	27-8	.771
Xavier (NCAA)	10-8	.556	7-2	3-6	21-13	.618
*Providence (NCAA)	10-8	.556	6-3	4-5	23-12	.657
St. John's (NIT)	10-8	.556	6-3	4-5	20-13	.606
Marquette	9-9	.500	6-3	3-6	17-15	.531
Georgetown (NIT)	8-10	.444	6-3	2-7	18-15	.545
Seton Hall	6-12	.333	3-6	3-6	17-17	.500
Butler	4-14	.222	2-7	2-7	14-17	.452
DePaul	3-15	.167	2-7	1-8	12-21	.364

*Won BIG EAST Tournament Championship

Player of the Year: Doug McDermott (Creighton)

Rookie of the Year: Billy Garrett, Jr. (DePaul)

Defensive Player of the Year: Fuquan Edwin (Seton Hall)

Coach of the Year: Jay Wright (Villanova)

Xavier Honorees:

Semaj Christon (BIG EAST First Team, BIG EAST All-Tournament Team)

Matt Stainbrook (BIG EAST Honorable Mention)



Xavier's Atlantic 10 Conference history included a streak of five A-10 Regular Season Championships from 2007-11 (2011, Co-Champs in 2010, 2009, 2008 and Co-Champs in 2007). The celebration below is from after the final regular season home game in the 2010-11 season, a 68-48 win over Charlotte at Cintas Center (3-2-11).

ATLANTIC 10 CONFERENCE

Xavier competed in the Atlantic 10 Conference from the 1995-96 season through the 2012-13 season, following 16 years as a member of the Midwestern Collegiate Conference (1980-95). Xavier won or shared nine Atlantic 10 Regular Season Championships and won four tournament championships. XU had a composite record of 209-79 (.726) in A-10 regular season competition and 25-14 (.641) in A-10 Tournament action in 18 seasons in the Atlantic 10 Conference. Xavier's A-10 history included a streak of five A-10 Regular Season Championships from 2007-11 (2011, Co-Champs in 2010, 2009, 2008 and Co-Champs in 2007), sole possession of three A-10 West Division Championships (1997 and back-to-back in 2002 and 2003), one A-10 West Co-Championship (1998) and four A-10 Tourney Championships (1998, 2002, 2004 and 2006).



Year	Regular Season School	Record	Finish	Year	Regular Season School	Record	Finish
1995-96	Xavier	8-8	3rd (West)	2003-04	*Xavier	10-6	T-3rd (West)
	Virginia Tech	13-3	T-1st (West)		Saint Joseph's	16-0	1st (East)
	George Washington	13-3	T-1st (West)	2004-05	Xavier	10-6	T-2nd (West)
	*Massachusetts	15-1	1st (East)		*George Washington	11-5	1st (West)
1996-97	Xavier	13-3	1st (West)		Saint Joseph's	14-2	1st (East)
	*Saint Joseph's	13-3	1st (East)	2005-06	*Xavier	8-8	T-7th
1997-98	*Xavier	11-5	T-1st (West)		George Washington	16-0	1st
	Temple	13-3	1st (East)	2006-07	Xavier	13-3	T-1st
1998-99	Xavier	12-4	2nd (West)		*George Washington	11-5	3rd
	George Washington	13-3	1st (West)	2007-08	Xavier	14-2	1st
	Temple	13-3	1st (East)		*Temple	11-5	2nd
	*Rhode Island	10-6	2nd (East)	2008-09	Xavier	12-4	1st
1999-00	Xavier	9-7	T-2nd (West)		*Temple	11-5	T-2nd
	Dayton	11-5	1st (West)	2009-10	Xavier	14-2	T-1st
	*Temple	14-2	1st (East)		*Temple	14-2	T-1st
2000-01	Xavier	12-4	2nd	2010-11	Xavier	15-1	1st
	*St. Joseph's	14-2	1st		*Richmond	13-3	3rd
2001-02	*Xavier	14-2	1st	2011-12	Xavier	10-6	T-3rd
2002-03	Xavier	15-1	1st (West)		Temple	13-3	1st
	*Dayton	14-2	2nd (West)		*St. Bonaventure	10-6	T-3rd
				2012-13	Xavier	9-7	T-6th
					*Saint Louis	13-3	1st

* - Denotes Atlantic 10 Tournament Champion

XAVIER'S ALL-ATLANTIC 10 CONFERENCE HONORS

1996	Lenny Brown Gary Lumpkin	All-Rookie Team All-Rookie Team
1997	Lenny Brown Gary Lumpkin James Posey	First Team First Team Sixth Man Award
1998	Lenny Brown James Posey Darnell Williams Gary Lumpkin Torrave Braggs	Second Team and All-Championship Team Second Team, Sixth Man Award and Championship "Most Outstanding Player" Second Team and All-Championship Team Third Team All-Championship Team
1999	Lenny Brown James Posey Lloyd Price	First Team First Team, Defensive Player of the Year, All-Defensive Team All-Rookie Team
2000	Lloyd Price David West	Second Team All-Rookie Team
2001	David West Romain Sato	Player of the Year, First Team, All-Defensive Team All-Rookie Team
2002	David West Romain Sato	Player of the Year, First Team, Defensive Player of the Year, All-Defensive Team, Championship "Most Outstanding Player" Second Team, All-Defensive Team, All-Championship Team
	Lionel Chalmers Thad Matta	Third Team, All-Championship Team Coach of the Year
2003	David West Romain Sato Anthony Myles Dedrick Finn	Player of the Year, First Team, All-Defensive Team, All-Championship Team First Team, All-Defensive Team Third Team All-Rookie Team
2004	Romain Sato Lionel Chalmers Anthony Myles	First Team, All-Defensive Team, All-Championship Team Third Team, Championship "Most Outstanding Player" All-Championship Team
2005	Justin Cage Stanley Burrell Brian Thornton	Third Team, All-Defensive Team All-Rookie Team, All-Championship Team A-10 Student-Athlete of the Year, All-Academic Team
2006	Brian Thornton Stanley Burrell Justin Cage	First Team, A-10 Student-Athlete of the Year, All-Academic Team Second Team Championship "Most Outstanding Player", All-Defensive Team All-Championship Team
	Josh Duncan Justin Doellman Drew Lavender Stanley Burrell Derrick Brown Justin Cage	First Team First Team Second Team; All-Championship Team Third Team All-Rookie Team All-Defensive Team
2008	Sean Miller Stanley Burrell Drew Lavender Josh Duncan	Coach of the Year Defensive Player of the Year, All-Defensive Team & Third Team Second Team Sixth Man of the Year & Second Team
2009	B.J. Raymond Derrick Brown C.J. Anderson	First Team Second Team Honorable Mention
2010	Jordan Crawford Jason Love	First Team; All-Championship Team Third Team
2011	Tu Holloway Mark Lyons Jamel McLean Kenny Frease Chris Mack	Player of the Year, First Team, All-Defensive Team Third Team Third Team Honorable Mention Coach of the Year
2012	Tu Holloway Mark Lyons Dezmine Wells	First Team, All-Championship Team Third Team, All-Championship Team All-Rookie Team
2013	Travis Taylor Semaj Christon	Third Team, A-10 Most Improved Player Second Team, Rookie of the Year, All-Rookie Team



David West won an Atlantic 10 Conference record three straight A-10 Player of the Year awards in 2001, 2002 and 2003. He is seen here during his Cintas Center record 47-point game in the 2003 win over Dayton. West also grabbed 18 rebounds in that game.



Stanley Burrell, the 2008 Atlantic 10 Conference Defensive Player of the Year, earned at least one Atlantic 10 honor in each of his four seasons at Xavier. He helped XU reach the NCAA Elite Eight in 2008



Tu Holloway, 2011 Atlantic 10 Conference Player of the Year, won A-10 First Team honors in 2011 and 2012.

ALL-MCC SELECTIONS TEAM

1980	Gary Massa	Second
	Jon Hanley	Second
1981	Anthony Hicks	Second
	Jeff Jenkins	Rookie of the Year
	Bob Staak	Coach of the Year
1982	Anthony Hicks	AP & UPI First
1983	Anthony Hicks	AP & UPI First
	Dexter Bailey	AP & UPI Second
	Jeff Jenkins	AP & UPI Second
1984	Victor Fleming	UPI First & AP Second
	Jeff Jenkins	AP & UPI Second
1985	Richie Harris	UPI Second
	Byron Larkin	AP & UPI Newcomer of the Year
1986	Byron Larkin	AP & UPI First & Player of the Year
	Richie Harris	UPI First & AP Second
	Ralph Lee	AP Second
	Walt McBride	UPI Second
	Pete Gillen	AP Coach of the Year
1987	Byron Larkin	First
1988	Byron Larkin	First & Player of the Year
	Stan Kimbrough	Second
	Tyrone Hill	Second
	Derek Strong	All-Newcomer
	Jamal Walker	All-Newcomer
	Pete Gillen	Coach of the Year
1989	Tyrone Hill	First
	Stan Kimbrough	Second
1990	Tyrone Hill	First & Player of the Year
	Derek Strong	Second
	Jamal Walker	Second
	Jamie Gladden	All-Newcomer & Newcomer of the Year
	Pete Gillen	Coach of the Year
1991	Jamie Gladden	First
	Jamal Walker	First
	Michael Davenport	Second
	Brian Grant	Second & All-Newcomer
1992	Jamie Gladden	First
	Aaron Williams	First
	Brian Grant	Second
	Michael Hawkins	All-Newcomer
1993	Brian Grant	First & Player of the Year
	Jamie Gladden	First
	Pete Gillen	Coach of the Year
1994	Brian Grant	First & Player of the Year
	Tyrice Walker	Second
	Jeff Massey	All-Newcomer & Newcomer of the Year
	Pete Gillen	Coach of the Year
1995	Jeff Massey	First
	Michael Hawkins	Second
	T.J. Johnson	All-Newcomer & Freshman of the Year
	Skip Prosser	Coach of the Year



ALL-MCC TOURNAMENT SELECTIONS TEAM

1981	Anthony Hicks . . .	First & MVP	1988	Byron Larkin	First & MVP
	Dwight Hollins	First		Stan Kimbrough	First
1983	Anthony Hicks	First		Tyrone Hill	First
	Eddie Johnson	First	1989	Tyrone Hill	First & MVP
1984	Jeff Jenkins	First		Michael Davenport	First
	Victor Fleming	First	1990	Tyrone Hill	First
	John Shimko	First		Derek Strong	First
1986	Byron Larkin . . .	First & MVP	1991	Jamie Gladden . . .	First & MVP
	Ralph Lee	First		Michael Davenport	First
	Richie Harris	First		Jamal Walker	First
1987	Byron Larkin . . .	First & MVP	1993	Brian Grant	First
	Stan Kimbrough	First			

		Regular Season	
Year	School	Record	Finish
1979-80	Xavier	0-5	6th/6
	Loyola	5-0	1st/6
	Oral Roberts*	4-1	2nd/6
1980-81	Xavier	8-3	1st/7
	Oklahoma City*	7-4	t-2nd/7
1981-82	Xavier	1-11	7th/7
	Evansville*	10-2	1st/7
1982-83	Xavier*	10-4	2nd/8
	Loyola	12-2	1st/8
1983-84	Xavier	9-5	3rd/8
	Oral Roberts*	11-3	1st/8
1984-85	Xavier	7-7	5th/8
	Loyola*	13-1	1st/8
1985-86	Xavier*	10-2	1st/7
1986-87	Xavier*	7-5	4th/7
	Evansville	8-4	t-1st/7
	Loyola	8-4	t-1st/7
1987-88	Xavier*	9-1	1st/6
1988-89	Xavier*	7-5	3rd/7
	Evansville	10-2	1st/7
1989-90	Xavier	12-2	1st/8
	Dayton*	10-4	2nd/8
1990-91	Xavier*	11-3	1st/8
1991-92	Xavier	7-3	t-2nd/6
	Evansville*	8-2	1st/6
1992-93	Xavier	12-2	t-1st/8
	Evansville*	12-2	t-1st/8
1993-94	Xavier	8-2	1st/6
	Detroit Mercy*	5-5	4th/6
1994-95	Xavier	14-0	1st/11
	Wisconsin-Green Bay*	11-4	t-2nd/11

* - Denotes MCC Tournament Champion

DID YOU KNOW?

Xavier, which was a charter member of the Midwestern Collegiate Conference (formerly the Midwestern City Conference and now the Horizon League), played its 16th and final season in the MCC in 1994-95, recording a perfect 14-0 regular season record. Xavier captured eight MCC Regular Season Championships in 16 years, including seven out of the last 10 titles through 1995. XU also won six MCC Tournament Championships, including five of the last 10 titles. XU compiled a 132-60 (.687) all-time composite record in MCC regular season play and 24-10 (.706) all-time composite record in MCC Tournament play. XU began competition in the Atlantic 10 Conference in the 1995-96 season after 16 successful years as a member of the MCC.

DIVISION I OPPONENT GAME-BY-GAME SERIES RECORDS

^ BIG EAST Championship (MSG in New York City)
 + Atlantic 10 Championship
 † MCC Championship
 \$ NCAA Tournament
 # National Invitation Tournament
 % National Catholic Tournament
 & N.A.I.B. Tournament

GAME-BY-GAME SERIES RECORDS VS. ALL OPPONENTS

ABILENE CHRISTIAN - XAVIER LEADS 1-0

2013-14 W 93-65 Cintas Center 11/25

AIR FORCE - XAVIER LEADS 8-6

1988-89 W 73-64 Cincinnati Gardens 12/3
 1981-82 W 69-65 (OT) Schmidt Fieldhouse 1/2
 1979-80 W 80-75 Away 2/23
 1978-79 W 67-62 Schmidt Fieldhouse 3/3
 1976-77 L 72-83 (2OT) Away 2/1
 1975-76 L 65-66 Schmidt Fieldhouse 1/31
 1974-75 L 51-54 Away 1/20
 1973-74 W 58-55 Schmidt Fieldhouse 2/2
 1972-73 L 45-56 Away 2/24
 1971-72 L 58-62 Charleston, S.C. 12/30
 1970-71 W 80-65 Schmidt Fieldhouse 1/2
 1969-70 L 80-81 Away 1/10
 1968-69 W 93-69 Schmidt Fieldhouse 1/25
 1966-67 W 69-65 Away 12/2

AKRON - XAVIER LEADS 4-1

1997-98 W 97-73 Cincinnati Gardens 11/22
 1996-97 W 113-111 (3OT) Away 12/21
 1937-38 W 35-29 Away
 1924-25 L 35-41 Away 3/5
 1923-24 W 38-29 Away 3/1

ALABAMA - XAVIER LEADS 5-3

2015-16 W 64-45 Orlando, Fla. 11/26
 2014-15 W 97-84 Cintas Center 12/6
 2013-14 W 77-74 Away 12/21
 2006-07 L 56-63 St. Thomas V.I. 11/20
 2003-04 W 68-47 Cintas Center 1/3
 2002-03 L 58-65 Away 1/4
 1985-86 L 80-97 \$ Charlotte, N.C. 3/14
 1935-36 W 35-21 Schmidt Fieldhouse

ALABAMA-BIRMINGHAM - XAVIER LEADS 1-0

1989-90 W 82-61 Cincinnati Gardens 1/13

ALBANY - XAVIER LEADS 1-0

2010-11 W 88-64 Cintas Center 12/28

ALCORN STATE - ALCORN STATE LEADS 1-0

1982-83 L 75-81 \$ Dayton, Ohio 3/15

AMERICAN - SERIES TIED 1-1

2006-07 W 86-68 Cintas Center 11/25
 1986-87 L 90-92(OT) Providence, R.I. 11/29

ARIZONA - SERIES TIED 1-1

2016-17 W 73-71 \$ San Jose, CA. 3/23
 2014-15 L 60-68 \$ Los Angeles, CA. 3/26

ARIZONA STATE - ARIZONA STATE LEADS 3-1

2017-18 L 86-102 Las Vegas, N.V. 11/24
 2007-08 L 55-77 Away 12/15
 2006-07 W 76-58 Cintas Center 12/16
 1984-85 L 67-71 Away 12/8

ARKANSAS-LITTLE ROCK - XAVIER LEADS 1-0

1989-90 W 84-73 Away 2/27

AUBURN - SERIES TIED 5-5

2018-19 L 79-88 (OT) Maui, Hi. 11/19
 2015-16 W 85-61 Cintas Center 12/19
 2014-15 L 88-89 (2OT) Away 12/20
 2008-09 W 81-74 Cintas Center 12/3

2007-08 W 80-57 Away 1/6
 1972-73 W 67-60 Schmidt Fieldhouse 12/19
 1971-72 W 71-60 Away 12/18
 1970-71 L 73-86 Norfolk, Va. 12/29
 1968-69 L 73-75 Mobile, Ala. 12/28
 1962-63 L 57-63 New Orleans, La. 12/28

BALL STATE - XAVIER LEADS 5-3

2003-04 L 63-75 Away 11/25
 2002-03 W 87-58 Cintas Center 12/20
 1992-93 W 81-78 (OT) Away 12/7
 1990-91 L 94-100 Cincinnati Gardens 11/28
 1951-52 W 73-59 Schmidt Fieldhouse 12/22
 1947-48 W 51-39 Schmidt Fieldhouse 12/29
 1940-41 W 36-34
 1939-40 L 29-36 Away 12/16

BAYLOR - BAYLOR LEADS 3-1

2017-18 W 76-63 Cintas Center 11/28
 2016-17 L 61-76 Away 12/3
 2011-12 L 70-75 \$ Atlanta, Ga. 3/23
 2009-10 L 64-69 Lake Buena Vista, Fla. 11/29

BELMONT - XAVIER LEADS 1-0

2007-08 W 90-49 Cintas Center 12/1

BETHUNE-COOKMAN - XAVIER LEADS 2-0

1990-91 W 82-56 Cincinnati Gardens 11/26
 1988-89 W 63-53 Cincinnati Gardens 12/21

BOSTON UNIVERSITY - BOSTON LEADS 1-0

1980-81 L 84-91 Albuquerque, N.M. 12/29

BOWLING GREEN - SERIES TIED 6-6

2013-14 W 85-73 Cintas Center 12/7
 2009-10 W 101-57 Cintas Center 11/17
 1989-90 W 88-73 Cincinnati Gardens 12/30
 1988-89 W 89-75 Away 12/30
 1958-59 L 71-92 Oklahoma City, Okla. 12/29
 1948-49 L 55-59 Away 2/1
 L 53-65 Schmidt Fieldhouse 1/1
 1947-48 W 51-49 Schmidt Fieldhouse 2/3
 L 36-54 Away 1/9
 1946-47 L 48-62 Away 2/21
 W 45-43 Schmidt Fieldhouse 1/11
 1945-46 L 43-58 Away 1/26

BRADLEY - BRADLEY LEADS 3-2

2020-21 W 51-50 Cintas Center 11/26
 1957-58 W 72-62 # New York, N.Y. 3/18
 1956-57 L 81-116 # New York, N.Y. 3/19
 1937-38 L 29-36 Schmidt Fieldhouse 2/12
 1937-38 L 34-35 Away 1/14

BYU - BYU LEADS 2-1

2006-07 W 79-77 \$ Lexington, Ky. 3/15
 1967-68 L 75-87 Oklahoma City, Okla. 12/27
 1964-65 L 103-115 Oklahoma City, Okla. 12/30

BROWN - XAVIER LEADS 2-1

1993-94 W 79-64 Cincinnati Gardens 1/8
 1973-74 L 73-91 Schmidt Fieldhouse 1/28
 1971-72 W 90-65 Schmidt Fieldhouse 12/22

BUCKNELL - BUCKNELL LEADS 1-0

2006-07 L 67-68 Cintas Center 12/20

BUFFALO - XAVIER LEADS 1-0

2016-17 W 86-53 Cintas Center 11/14

BUTLER - XAVIER LEADS 43-24

2020-21 L 69-70 (OT) ^ New York, N.Y. 3/10
 W 63-51 Cintas Center 2/21
 W 68-55 Away 1/30
 2019-20 L 71-72 Cintas Center 3/7
 L 61-66 Away 2/12
 2018-19 L 66-71 Away 3/5
 W 70-69 Cintas Center 1/13
 2017-18 W 98-93 (OT) Away 2/6

W 86-79 Cintas Center 1/2
 2016-17 W 62-57 ^ New York, N.Y. 3/9
 L 79-88 Cintas Center 2/26
 L 78-83 Away 1/14
 2015-16 W 74-57 Away 2/13
 W 88-69 Cintas Center 1/2
 2014-15 W 67-61 (OT) ^ New York, N.Y. 3/12
 W 73-56 Cintas Center 2/21
 L 76-88 Away 1/10
 2013-14 W 64-50 Away 2/11
 W 79-68 Cintas Center 1/4
 2012-13 L 62-67 Away 3/9
 W 62-47 Cintas Center 11/13
 2011-12 W 73-61 Away 12/7
 2010-11 W 51-49 Cintas Center 12/9
 2009-10 L 68-69 Away 12/19
 2008-09 L 65-74 Cintas Center 12/23
 1998-99 W 73-66 Away 11/17
 1997-98 W 93-66 Cincinnati Gardens 12/30
 1994-95 W 81-66 Away 2/25
 1993-94 W 93-73 Cincinnati Gardens 2/16
 W 86-80 Away 1/15
 1992-93 W 80-66 Away 2/20
 W 63-59 Cincinnati Gardens 1/21
 1991-92 L 61-78 † Riverfront Coliseum 3/13
 L 86-96 Cincinnati Gardens 3/7
 W 98-75 Away 2/18
 1990-91 W 105-93 Away 2/23
 W 80-73 Cincinnati Gardens 2/12
 1989-90 W 96-61 † Dayton, Ohio 3/8
 W 80-66 Away 2/24
 W 81-57 Cincinnati Gardens 1/27
 1988-89 W 85-75 Cincinnati Gardens 3/2
 L 76-79 Away 1/28
 1987-88 W 71-70 Away 3/6
 W 89-74 Cincinnati Gardens 2/6
 1986-87 W 104-98 † Indianapolis, Ind. 2/26
 W 69-67 Cincinnati Gardens 2/19
 L 84-86 (2OT) Away 1/31
 1985-86 W 86-61 Away 2/20
 W 77-56 Cincinnati Gardens 2/1
 1984-85 L 73-81 Away 2/23
 L 59-61 Cincinnati Gardens 1/26
 1983-84 W 78-68 Cincinnati Gardens 2/25
 L 53-55 Away 1/28
 1982-83 L 52-72 Away 2/7
 W 51-49 Schmidt Fieldhouse 1/17
 1981-82 W 72-53 Schmidt Fieldhouse 2/8
 L 62-73 Away 1/11
 1980-81 W 74-62 Schmidt Fieldhouse 2/7
 L 72-73 Away 1/17
 1979-80 L 81-91 Away 2/9
 1978-79 W 73-72 Schmidt Fieldhouse 2/24
 L 54-56 Away 1/27
 1977-78 W 68-60 Schmidt Fieldhouse 2/22
 L 55-61 Away 12/10
 1976-77 W 66-60 (OT) Away 12/23
 1940-41 L 33-57 Away
 1936-37 W 28-26 Schmidt Fieldhouse 1/16

W 86-79 Cintas Center 1/2
 2016-17 W 62-57 ^ New York, N.Y. 3/9
 L 79-88 Cintas Center 2/26
 L 78-83 Away 1/14
 2015-16 W 74-57 Away 2/13
 W 88-69 Cintas Center 1/2
 2014-15 W 67-61 (OT) ^ New York, N.Y. 3/12
 W 73-56 Cintas Center 2/21
 L 76-88 Away 1/10
 2013-14 W 64-50 Away 2/11
 W 79-68 Cintas Center 1/4
 2012-13 L 62-67 Away 3/9
 W 62-47 Cintas Center 11/13
 2011-12 W 73-61 Away 12/7
 2010-11 W 51-49 Cintas Center 12/9
 2009-10 L 68-69 Away 12/19
 2008-09 L 65-74 Cintas Center 12/23
 1998-99 W 73-66 Away 11/17
 1997-98 W 93-66 Cincinnati Gardens 12/30
 1994-95 W 81-66 Away 2/25
 1993-94 W 93-73 Cincinnati Gardens 2/16
 W 86-80 Away 1/15
 1992-93 W 80-66 Away 2/20
 W 63-59 Cincinnati Gardens 1/21
 1991-92 L 61-78 † Riverfront Coliseum 3/13
 L 86-96 Cincinnati Gardens 3/7
 W 98-75 Away 2/18
 1990-91 W 105-93 Away 2/23
 W 80-73 Cincinnati Gardens 2/12
 1989-90 W 96-61 † Dayton, Ohio 3/8
 W 80-66 Away 2/24
 W 81-57 Cincinnati Gardens 1/27
 1988-89 W 85-75 Cincinnati Gardens 3/2
 L 76-79 Away 1/28
 1987-88 W 71-70 Away 3/6
 W 89-74 Cincinnati Gardens 2/6
 1986-87 W 104-98 † Indianapolis, Ind. 2/26
 W 69-67 Cincinnati Gardens 2/19
 L 84-86 (2OT) Away 1/31
 1985-86 W 86-61 Away 2/20
 W 77-56 Cincinnati Gardens 2/1
 1984-85 L 73-81 Away 2/23
 L 59-61 Cincinnati Gardens 1/26
 1983-84 W 78-68 Cincinnati Gardens 2/25
 L 53-55 Away 1/28
 1982-83 L 52-72 Away 2/7
 W 51-49 Schmidt Fieldhouse 1/17
 1981-82 W 72-53 Schmidt Fieldhouse 2/8
 L 62-73 Away 1/11
 1980-81 W 74-62 Schmidt Fieldhouse 2/7
 L 72-73 Away 1/17
 1979-80 L 81-91 Away 2/9
 1978-79 W 73-72 Schmidt Fieldhouse 2/24
 L 54-56 Away 1/27
 1977-78 W 68-60 Schmidt Fieldhouse 2/22
 L 55-61 Away 12/10
 1976-77 W 66-60 (OT) Away 12/23
 1940-41 L 33-57 Away
 1936-37 W 28-26 Schmidt Fieldhouse 1/16

CAL STATE NORTHRIDGE - XAVIER LEADS 1-0

1994-95 W 101-65 Cincinnati Gardens 12/21

CANISIUS - XAVIER LEADS 14-7

1999-00 W 87-78 Away 2/9
 1998-99 W 88-58 Cincinnati Gardens 12/19
 1990-91 W 62-59 Away 12/1
 1987-88 W 87-56 Cincinnati Gardens 12/29
 1975-76 W 82-64 Schmidt Fieldhouse 1/7
 1974-75 L 68-70 Away 12/21
 1973-74 W 70-67 Schmidt Fieldhouse 1/30
 1972-73 W 74-73 Away 1/20
 1971-72 W 68-67 Schmidt Fieldhouse 3/6
 1970-71 L 87-98 Away 2/20
 1969-70 W 76-69 Schmidt Fieldhouse 2/9
 1968-69 L 66-76 Away 2/22
 1967-68 W 92-65 Schmidt Fieldhouse 12/22
 1966-67 L 72-77 Away 2/18
 1965-66 W 94-73 Schmidt Fieldhouse 12/8
 1964-65 L 85-91 Away 12/12
 1963-64 W 104-84 Schmidt Fieldhouse 1/28

1962-63 L 83-87 Away 12/8
 1961-62 W 67-65 Schmidt Fieldhouse 1/9
 1960-61 W 81-79 Away 2/18
 1954-55 L 68-78 Away 12/18

CENTRAL FLORIDA - XAVIER LEADS 1-0

1984-85 W 78-51 Cincinnati Gardens 2/28

CENTRAL MICHIGAN - XAVIER LEADS 2-0

1999-00 W 94-75 Away 12/11
 1997-98 W 88-54 Cincinnati Gardens 12/2

CHARLOTTE - XAVIER LEADS 11-3

2012-13 L 57-63 Away 1/23
 2011-12 W 72-63 Cintas Center 3/3
 W 74-70 Away 1/28
 2010-11 W 68-48 Cintas Center 3/2
 L 62-66 Away 2/20
 2009-10 W 81-67 Away 2/2
 W 86-74 Cintas Center 1/13
 2008-09 L 60-65 Away 2/19
 W 69-47 Cintas Center 1/28
 2007-08 W 62-60 Away 2/13
 2006-07 W 91-57 Cintas Center 2/3
 2005-06 W 59-55 + Cincinnati, Ohio 3/9
 W 78-65 Away 1/14
 1970-71 W 74-68 Schmidt Fieldhouse 1/4

CHATTANOOGA - XAVIER LEADS 3-0

1966-67 W 95-79 Schmidt Fieldhouse 2/27
 1934-35 W 36-28 Schmidt Fieldhouse
 1933-34 W 44-35 Schmidt Fieldhouse

CHICAGO STATE - XAVIER LEADS 1-0

1998-99 W 90-50 Cincinnati Gardens 11/21

CINCINNATI - CINCINNATI LEADS 51-37

2020-21 W 77-69 Away 12/6
 2019-20 W 73-66 Cintas Center 12/7
 2018-19 L 47-62 Away 12/8
 2017-18 W 89-76 Cintas Center 12/2
 2016-17 L 78-86 Away 1/26
 2015-16 W 65-55 Cintas Center 12/12
 2014-15 W 59-57 Away 2/18
 2013-14 W 64-47 Cintas Center 12/14
 2012-13 L 45-60 U.S. Bank Arena 12/19
 2011-12 W 76-53 Cintas Center 12/10
 2010-11 L 46-66 Away 1/6
 2009-10 W 83-79 (2OT) Cintas Center 12/13
 2008-09 W 76-66 Away 12/13
 2007-08 W 64-59 Cintas Center 12/12
 2006-07 L 57-67 Away 12/13
 2005-06 W 73-71 (OT) Cintas Center 1/19
 2004-05 L 54-65 Away 2/10
 2003-04 W 71-69 Cintas Center 2/3
 2002-03 W 50-44 Away 12/7
 2001-02 L 55-75 Cintas Center 12/14
 2000-01 W 69-67 Away 12/14
 1999-00 W 66-64 Cincinnati Gardens 12/18
 1998-99 L 77-87 Away 1/28
 1997-98 W 88-68 Cincinnati Gardens 12/13
 1996-97 W 71-69 Away 11/26
 1995-96 L 90-99 Cincinnati Gardens 1/17
 1994-95 L 80-87 Away 1/9
 1993-94 W 82-76 (OT) Cincinnati Gardens 1/19
 1992-93 L 67-78 Away 1/27
 1991-92 L 75-93 Cincinnati Gardens 1/29
 1990-91 L 56-69 Away 1/30
 1989-90 W 90-88 (OT) Cincinnati Gardens 1/31
 1988-89 L 76-86 Cincinnati Gardens 2/1
 1987-88 W 98-80 Cincinnati Gardens 1/12
 1986-87 L 73-75 Riverfront Coliseum 1/29
 1985-86 W 80-76 Cincinnati Gardens 1/23
 1984-85 W 55-52 Riverfront Coliseum 1/30
 1983-84 W 72-63 Cincinnati Gardens 1/26
 1982-83 L 58-73 Riverfront Coliseum 1/26
 1981-82 W 53-51 Riverfront Coliseum 1/27
 1980-81 L 72-79 Riverfront Coliseum 2/18
 1979-80 W 77-69 Riverfront Coliseum 2/4
 1978-79 L 58-60 Riverfront Coliseum 2/12

DIVISION I OPPONENT GAME-BY-GAME SERIES RECORDS

<p>1957-58 W 85-82 Schmidt Fieldhouse 12/17</p> <p>FURMAN - FURMAN LEADS 1-0</p> <p>1973-74 L 70-82 Away 12/28</p> <p>GARDNER-WEBB - XAVIER LEADS 1-0</p> <p>2013-14 W 83-59 Cintas Center 11/8</p> <p>GEORGE WASHINGTON - XAVIER LEADS 28-9</p> <p>2017-18 W 83-64 Las Vegas, NV. 11/23</p> <p>2012-13 W 71-56 Cintas Center 1/12</p> <p>2011-12 W 59-58 Away 2/1</p> <p>2010-11 W 81-74 Cintas Center 1/26</p> <p>2009-10 W 76-69 Away 1/10</p> <p>2008-09 W 71-53 Cintas Center 2/22</p> <p>2007-08 W 66-56 Cintas Center 3/1</p> <p style="padding-left: 20px;">W 74-66 Away 1/19</p> <p>2006-07 W 87-58 Away 2/10</p> <p>2005-06 L 85-89 Cintas Center 2/2</p> <p>2004-05 W 81-62 Cintas Center 2/23</p> <p style="padding-left: 20px;">W 66-65 Away 1/25</p> <p>2003-04 W 70-47 + Dayton, Ohio 3/12</p> <p style="padding-left: 20px;">W 83-66 Cintas Center 3/3</p> <p style="padding-left: 20px;">L 60-81 Away 1/28</p> <p>2002-03 W 78-73 + Dayton, Ohio 3/13</p> <p style="padding-left: 20px;">W 71-70 Cintas Center 3/1</p> <p style="padding-left: 20px;">W 80-68 Away 2/4</p> <p>2001-02 W 89-75 Cintas Center 2/14</p> <p style="padding-left: 20px;">W 71-63 Away 1/17</p> <p>2000-01 L 74-83 + Philadelphia, Pa. 3/8</p> <p style="padding-left: 20px;">W 71-63 (OT) Cintas Center 2/3</p> <p style="padding-left: 20px;">W 76-74 Away 1/16</p> <p>1999-00 W 88-76 Cincinnati Gardens 2/22</p> <p style="padding-left: 20px;">L 67-78 Away 2/5</p> <p>1998-99 L 74-77 Away 2/27</p> <p style="padding-left: 20px;">W 81-61 Cincinnati Gardens 1/17</p> <p>1997-98 W 77-63 + Philadelphia, Pa. 3/7</p> <p style="padding-left: 20px;">W 96-86 Cincinnati Gardens 2/16</p> <p style="padding-left: 20px;">L 73-78 (OT) Away 1/14</p> <p>1996-97 W 87-76 Cincinnati Gardens 2/15</p> <p style="padding-left: 20px;">W 62-61 Away 1/23</p> <p>1995-96 L 77-81 Cincinnati Gardens 2/26</p> <p style="padding-left: 20px;">L 69-77 Away 2/7</p> <p>1994-95 W 88-75 Away 2/18</p> <p>1993-94 L 92-93 (2OT) Cincinnati Gardens 2/12</p> <p>1984-85 W 87-79 Tempe, Ariz. 12/7</p> <p>GEORGETOWN - XAVIER LEADS 16-6</p> <p>2020-21 L 66-72 Away 3/2</p> <p>2019-20 W 66-63 Away 3/1</p> <p style="padding-left: 20px;">W 66-57 Cintas Center 1/22</p> <p>2018-19 L 73-80 Away 1/31</p> <p style="padding-left: 20px;">W 81-75 Cintas Center 1/9</p> <p>2017-18 W 89-77 Away 2/21</p> <p style="padding-left: 20px;">W 96-91 (OT) Cintas Center 2/3</p> <p>2016-17 W 86-75 Away 1/22</p> <p style="padding-left: 20px;">W 81-76 Away 12/31</p> <p>2015-16 W 88-70 Away 2/20</p> <p style="padding-left: 20px;">L 72-81 Cintas Center 1/19</p> <p>2014-15 W 65-63 ^ New York, N.Y. 3/13</p> <p style="padding-left: 20px;">W 66-53 Away 1/27</p> <p style="padding-left: 20px;">W 70-53 Cintas Center 12/31</p> <p>2013-14 L 52-74 Away 2/22</p> <p style="padding-left: 20px;">W 80-67 Cintas Center 1/15</p> <p>1994-95 L 63-68 \$ Tallahassee, Fla. 3/17</p> <p>1989-90 W 74-71 \$ Indianapolis, Ind. 3/18</p> <p>1968-69 L 63-77 Away 2/10</p> <p>1967-68 W 87-68 Schmidt Fieldhouse 2/4</p> <p>1958-59 W 70-62 Schmidt Fieldhouse 1/28</p> <p>1953-54 W 74-54 Away 12/14</p> <p>GEORGIA - XAVIER LEADS 3-1</p> <p>2011-12 W 70-56 Cintas Center 11/25</p> <p>2010-11 W 65-57 Away 2/8</p> <p>2007-08 W 73-61 \$ Washington D.C. 3/20</p> <p>1983-84 L 70-73 Away 12/29</p> <p>GEORGIA STATE - XAVIER LEADS 3-0</p> <p>2014-15 W 75-67 \$ Jacksonville, FL. 3/21</p> <p>1981-82 W 57-56 Schmidt Fieldhouse 12/21</p>	<p style="padding-left: 20px;">W 72-59 Away 12/8</p> <p>GEORGIA TECH - XAVIER LEADS 2-0</p> <p>1955-56 W 92-67 Buffalo, N.Y. 1/1</p> <p>1934-35 W 38-19 Schmidt Fieldhouse 2/16</p> <p>GONZAGA - GONZAGA LEADS 4-1</p> <p>2016-17 L 59-83 \$ San Jose, CA. 3/25</p> <p>2011-12 L 65-72 Cintas Center 12/31</p> <p>2010-11 L 54-64 Away 12/22</p> <p>2005-06 L 75-79 \$ Salt Lake City, Utah 3/16</p> <p>1960-61 W 87-82 Schmidt Fieldhouse 12/23</p> <p>GREEN BAY - XAVIER LEADS 2-0</p> <p>2019-20 W 84-71 Cintas Center 12/4</p> <p>1994-95 W 76-55 Cincinnati Gardens 2/11</p> <p>HAMPTON - XAVIER LEADS 1-0</p> <p>2017-18 W 96-60 Cintas Center 11/20</p> <p>HARTFORD - XAVIER LEADS 2-0</p> <p>1994-95 W 85-68 Away 12/10</p> <p>1993-94 W 65-56 Cincinnati Gardens 12/6</p> <p>HAWAII - SERIES TIED 1-1</p> <p>2011-12 L 82-84 (OT) Honolulu, HI. 12/24</p> <p>2001-02 W 70-58 \$ Dallas, Texas 3/15</p> <p>HOFSTRA - XAVIER LEADS 1-0</p> <p>1996-97 W 79-43 Cincinnati Gardens 12/14</p> <p>HOLY CROSS - HOLY CROSS LEADS 3-0</p> <p>1981-82 L 60-66 Schmidt Fieldhouse 12/5</p> <p>1980-81 L 93-112 Away 1/6</p> <p>1949-50 L 51-54 Schmidt Fieldhouse 12/27</p> <p>HOUSTON - HOUSTON LEADS 2-0</p> <p>1977-78 L 75-100 Away 12/16</p> <p>1972-73 L 73-114 Away 12/9</p> <p>IDAHO STATE - XAVIER LEADS 1-0</p> <p>1967-68 W 101-84 Oklahoma City, Okla. 12/29</p> <p>ILLINOIS - SERIES TIED 2-2</p> <p>2018-19 W 83-74 Maui, HI. 11/21</p> <p>2006-07 W 65-59 U.S. Bank Arena 12/29</p> <p>2005-06 L 62-65 Chicago, Ill. 12/3</p> <p>1961-62 L 69-81 Away 12/18</p> <p>INDIANA - INDIANA LEADS 8-1</p> <p>2007-08 W 80-65 Hoffman Estates, Ill. 11/24</p> <p>2003-04 L 77-80 (OT) Indianapolis, Ind. 11/29</p> <p>1992-93 L 70-73 \$ Indianapolis, Ind. 3/21</p> <p>1979-80 L 66-92 Away 12/7</p> <p>1951-52 L 69-92 Away 12/8</p> <p>1948-49 55-63 Away 12/11</p> <p>1939-40 24-58 Away 12/11</p> <p>1938-39 39-48 Schmidt Fieldhouse 2/3</p> <p>1931-32 16-18 Schmidt Fieldhouse 2/2</p> <p>IPFW - XAVIER LEADS 4-0</p> <p>2011-12 W 86-63 Cintas Center 11/15</p> <p>2010-11 W 76-66 Cintas Center 11/16</p> <p>2008-09 W 71-43 Cintas Center 11/14</p> <p>2004-05 W 80-74 Cintas Center 12/28</p> <p>IUPUI - XAVIER LEADS 6-0</p> <p>2018-19 W 82-69 Cintas Center 11/6</p> <p>2014-15 W 66-43 Cintas Center 12/9</p> <p>1994-95 W 104-67 Cincinnati Gardens 11/25</p> <p>1975-76 W 90-76 Schmidt Fieldhouse 2/24</p> <p>1974-75 W 88-43 Schmidt Fieldhouse 12/4</p> <p>1973-74 W 77-42 Schmidt Fieldhouse 12/5</p> <p>INDIANA STATE - SERIES TIED 2-2</p> <p>1949-50 L 50-52 Away 2/3</p> <p>1948-49 W 66-43 Schmidt Fieldhouse 1/22</p> <p>1947-48 W 60-51 Schmidt Fieldhouse 2/21</p> <p>1946-47 L 38-50 Away</p>	<p>IOWA - XAVIER LEADS 4-1</p> <p>1960-61 W 58-54 New York, N.Y. 2/16</p> <p>1958-59 W 69-52 New York, N.Y. 12/11</p> <p>1957-58 W 71-61 Away 1/9</p> <p>1956-57 W 82-79 New York, N.Y. 1/5</p> <p>1953-54 L 64-70 Away 12/17</p> <p>IOWA - IOWA LEADS 2-1</p> <p>2013-14 L 74-77 (OT) Nassau, Bahamas 11/28</p> <p>2010-11 W 86-73 U.S. Virgin Islands 11/19</p> <p>1937-38 L 28-33 Schmidt Fieldhouse 12/20</p> <p>IOWA STATE - SERIES TIED 1-1</p> <p>2004-05 W 72-59 Cintas Center 1/3</p> <p>2003-04 L 61-68 Away 12/23</p> <p>JACKSONVILLE - XAVIER LEADS 2-0</p> <p>2019-20 W 76-57 Cintas Center 11/5</p> <p>1962-63 W 103-94 Schmidt Fieldhouse 12/15</p> <p>KANSAS - KANSAS LEADS 6-0</p> <p>1999-00 L 70-111 Anchorage, Alaska 11/26</p> <p>1987-88 L 72-85 \$ Lincoln, Neb. 3/18</p> <p>1972-73 L 54-61 Away 12/11</p> <p>1971-72 L 57-75 Away 12/1</p> <p>1968-69 L 56-79 Away 12/9</p> <p>1966-67 L 52-100 Away 12/3</p> <p>KANSAS STATE - SERIES TIED 4-4</p> <p>2009-10 L 96-101 (2OT) \$ Salt Lake City, Utah 3/25</p> <p style="padding-left: 20px;">L 56-71 Away 12/8</p> <p>2007-08 W 103-77 Cincinnati, Ohio 12/31</p> <p>2006-07 W 76-66 Cincinnati, Ohio 1/3</p> <p>1996-97 W 94-54 Cincinnati Gardens 12/29</p> <p>1995-96 L 67-73 Away 12/20</p> <p>1989-90 W 87-79 \$ Indianapolis, Ind. 3/16</p> <p>1961-62 L 67-75 Lexington, Ky. 12/22</p> <p>KENT STATE - XAVIER LEADS 14-4</p> <p>2017-18 W 96-70 Cintas Center 12/6</p> <p>2012-13 W 62-55 Cintas Center 12/9</p> <p>2009-10 W 77-61 Cintas Center 12/4</p> <p>2007-08 W 78-65 Hoffman Estates, Ill. 11/23</p> <p>2001-02 W 62-56 Cintas Center 12/20</p> <p>2000-01 W 71-60 Cleveland, Ohio 12/30</p> <p>1992-93 W 72-56 Cincinnati Gardens 12/9</p> <p>1991-92 W 73-65 Away 12/11</p> <p>1988-89 L 71-90 Away 1/17</p> <p>1987-88 W 92-78 Cincinnati Gardens 1/2</p> <p>1975-76 L 71-79 Huntington, W.Va. 12/13</p> <p>1966-67 W 101-78 Schmidt Fieldhouse 12/17</p> <p>1965-66 W 85-76 Away 2/11</p> <p>1964-65 L 76-80 (OT) Schmidt Fieldhouse 12/19</p> <p>1953-54 W 83-64 Schmidt Fieldhouse 12/5</p> <p>1950-51 W 74-57 Schmidt Fieldhouse 2/23</p> <p>1947-48 W 60-52 Away 1/24</p> <p>1946-47 L 37-50 Away</p> <p>KENTUCKY - KENTUCKY LEADS 37-2</p> <p>1968-69 L 77-115 Away 11/30</p> <p>1967-68 L 76-111 Away 12/6</p> <p>1962-63 L 76-90 Away 1/26</p> <p>1954-55 L 55-66 Away 2/14</p> <p style="padding-left: 20px;">L 69-72 Cincinnati Gardens 12/11</p> <p>1953-54 L 71-76 Away 1/4</p> <p style="padding-left: 20px;">L 66-81 Cincinnati Gardens 12/12</p> <p>1951-52 L 50-83 Away 1/7</p> <p style="padding-left: 20px;">L 72-97 Cincinnati Gardens 12/10</p> <p>1950-51 L 51-78 Away 2/13</p> <p style="padding-left: 20px;">L 56-67 Cincinnati Gardens 12/12</p> <p>1949-50 L 53-58 Away 2/23</p> <p style="padding-left: 20px;">L 47-58 Cincinnati Gardens 1/28</p> <p>1948-49 L 40-51 Cincinnati Gardens 2/24</p> <p style="padding-left: 20px;">L 50-96 Away 2/12</p> <p>1947-48 L 37-59 Schmidt Fieldhouse 2/28</p> <p style="padding-left: 20px;">L 34-79 Away 12/17</p> <p>1946-47 L 31-58 Schmidt Fieldhouse 2/19</p> <p style="padding-left: 20px;">L 34-71 Away 1/25</p> <p>1945-46 L 40-83 Away 2/23</p> <p style="padding-left: 20px;">L 36-62 Schmidt Fieldhouse 1/14</p>	<p>1942-43 L 36-48 Away 2/8</p> <p style="padding-left: 20px;">L 38-43 Schmidt Fieldhouse 1/9</p> <p>1941-42 L 36-44 Away 2/21</p> <p style="padding-left: 20px;">L 39-40 Schmidt Fieldhouse 1/10</p> <p>1940-41 W 49-44 Schmidt Fieldhouse 2/25</p> <p style="padding-left: 20px;">L 43-48 Schmidt Fieldhouse 1/9</p> <p>1939-40 L 29-37 Away 2/12</p> <p style="padding-left: 20px;">L 41-42 (OT) Schmidt Fieldhouse 1/6</p> <p>1938-39 L 23-43 Away 2/21</p> <p style="padding-left: 20px;">L 31-41 Schmidt Fieldhouse 2/8</p> <p>1937-38 L 29-45 Away 2/17</p> <p style="padding-left: 20px;">W 39-32 Schmidt Fieldhouse</p> <p>1936-37 L 15-23 Away 2/22</p> <p style="padding-left: 20px;">L 28-32 Schmidt Fieldhouse 12/12</p> <p>1935-36 L 40-49 Away 2/18</p> <p style="padding-left: 20px;">L 32-36 Schmidt Fieldhouse 1/14</p> <p>1934-35 L 29-46 Away 3/7</p> <p style="padding-left: 20px;">L 27-40 Schmidt Fieldhouse 2/5</p> <p>LA SALLE - XAVIER LEADS 32-7</p> <p>2012-13 W 70-63 Cintas Center 1/19</p> <p>2011-12 L 70-80 Away 1/4</p> <p>2010-11 W 100-62 Cintas Center 2/22</p> <p>2009-10 W 68-62 Away 1/7</p> <p>2008-09 W 73-53 Cintas Center 1/18</p> <p>2007-08 W 75-62 Cintas Center 2/2</p> <p>2006-07 W 76-65 Away 3/3</p> <p>2005-06 L 70-79 Cintas Center 2/11</p> <p>2004-05 W 83-70 + Cincinnati, Ohio 3/10</p> <p style="padding-left: 20px;">L 52-53 (OT) Away 2/27</p> <p style="padding-left: 20px;">W 62-50 Cintas Center 2/2</p> <p>2003-04 W 78-68 Away 2/18</p> <p style="padding-left: 20px;">W 84-45 Cintas Center 1/21</p> <p>2002-03 W 93-71 Away 2/19</p> <p style="padding-left: 20px;">W 80-47 Cintas Center 1/14</p> <p>2001-02 W 68-53 Cintas Center 2/28</p> <p style="padding-left: 20px;">W 71-67 Away 1/19</p> <p>2000-01 W 79-55 Away 2/25</p> <p style="padding-left: 20px;">W 81-66 Cintas Center 1/7</p> <p>1999-00 W 71-60 Away 2/27</p> <p style="padding-left: 20px;">L 49-80 Cincinnati Gardens 1/23</p> <p>1998-99 W 88-71 Cincinnati Gardens 2/16</p> <p style="padding-left: 20px;">L 75-88 Away 2/6</p> <p>1997-98 W 91-59 Away 2/2</p> <p style="padding-left: 20px;">W 104-67 Cincinnati Gardens 1/7</p> <p>1996-97 W 79-67 Cincinnati Gardens 2/22</p> <p style="padding-left: 20px;">W 83-67 Away 2/3</p> <p>1995-96 W 60-59 Cincinnati Gardens 1/25</p> <p style="padding-left: 20px;">W 69-60 Away 1/6</p> <p>1994-95 W 84-77 Away 2/9</p> <p style="padding-left: 20px;">W 75-72 Cincinnati Gardens 1/14</p> <p>1993-94 W 79-77 Cincinnati Gardens 3/3</p> <p style="padding-left: 20px;">W 73-66 Away 2/5</p> <p>1992-93 W 73-58 Away 3/2</p> <p style="padding-left: 20px;">W 56-49 Cincinnati Gardens 2/4</p> <p>1982-83 W 109-85 Schmidt Fieldhouse 2/9</p> <p>1980-81 L 60-65 Away 12/10</p> <p>1958-59 L 80-99 Away 2/28</p> <p>1957-58 W 76-65 Schmidt Fieldhouse 1/27</p> <p>LEHIGH - XAVIER LEADS 3-0</p> <p>2016-17 W 84-81 Cintas Center 11/11</p> <p>2011-12 W 70-58 \$ Greensboro, N.C. 3/18</p> <p>2004-05 W 69-63 Cintas Center 12/21</p> <p>LIPSCOMB - XAVIER LEADS 1-0</p> <p>2019-20 W 87-62 Cintas Center 11/30</p> <p>LONG BEACH STATE - LONG BEACH STATE LEADS 2-1</p> <p>2014-15 L 70-73 Anaheim, CA. 11/30</p> <p style="padding-left: 20px;">W 97-74 Cintas Center 11/18</p> <p>2011-12 L 58-68 Honolulu, HI. 12/22</p> <p>LONG ISLAND - XAVIER LEADS 4-0</p> <p>2001-02 W 108-57 Cintas Center 12/8</p> <p>1996-97 W 94-86 Cincinnati Gardens 12/10</p> <p>1995-96 W 109-78 Cincinnati Gardens 12/2</p> <p>1948-49 W 75-51 Schmidt Fieldhouse 2/8</p>
--	---	--	--

DIVISION I OPPONENT GAME-BY-GAME SERIES RECORDS

LOUISIANA LAFAYETTE - XAVIER LEADS 1-0

2003-04 W 78-74 Cintas Center 12/20

LOUISIANA MONROE - XAVIER LEADS 2-0

2000-01 W 86-68 Cintas Center 11/30
1997-98 W 118-61 Cincinnati Gardens 11/24

LSU - XAVIER LEADS 3-1

2009-10 W 89-65 Cintas Center 12/29
2008-09 W 80-70 Away 1/24
1980-81 L 62-78 Away 12/22
1964-65 W 93-87 Oklahoma City, Okla. 12/28

LOUISVILLE - LOUISVILLE LEADS 25-17

2003-04 W 80-70 \$ Orlando, Fla. 3/19
1999-00 W 81-79 Anchorage, Alaska 11/25
1992-93 L 73-76 Away 1/11
1991-92 L 73-86 Riverfront Coliseum 2/8
1988-89 W 85-83 Riverfront Coliseum 11/18
1963-64 L 91-97 Away 2/12
W 80-79 Schmidt Fieldhouse 1/15
1962-63 L 68-70 (OT) Away 2/13
L 66-75 Cincinnati Gardens 1/16
1961-62 W 79-67 Cincinnati Gardens 2/14
L 60-85 Away 1/17
1960-61 W 84-77 Cincinnati Gardens 1/18
L 64-76 Away 12/10
1959-60 W 75-64 Cincinnati Gardens 2/6
L 62-84 Away 1/16
1958-59 L 66-70 Away 1/10
W 98-66 Cincinnati Gardens 1/3
1957-58 L 74-76 Away 2/8
W 82-80 (3OT) Cincinnati Gardens 1/4
1956-57 L 69-87 Away 2/16
1955-56 L 70-83 Away 2/29
W 99-59 Schmidt Fieldhouse 2/13
1954-55 L 52-92 Away 2/23
W 76-70 Schmidt Fieldhouse 1/8
1953-54 L 55-59 Away
L 65-74 Schmidt Fieldhouse 1/30
L 56-61 Away 12/29
1952-53 W 80-74 Schmidt Fieldhouse 2/20
L 69-72 Away 2/4
1951-52 L 87-101 Away 2/27
L 67-77 Schmidt Fieldhouse 1/9
1950-51 W 72-69 Schmidt Fieldhouse 2/19
L 55-63 Away 1/10
1949-50 L 72-77 Away 1/7
L 47-64 Schmidt Fieldhouse 12/17
1948-49 W 71-57 Schmidt Fieldhouse 1/29
L 57-64 (OT) Away 1/15
1947-48 L 49-56 & Kansas City, Mo. 3/12
L 47-58 Away 2/13
W 62-34 Schmidt Fieldhouse 1/7
1933-34 W 37-29 Schmidt Fieldhouse 2/19
1925-26 W 38-18 St. Xavier Gym 2/5

LOYOLA CHICAGO - XAVIER LEADS 38-25

1994-95 W 81-75 Away 1/30
1993-94 W 98-76 Away 3/1
W 83-55 Cincinnati Gardens 1/29
1992-93 W 60-50 ! Indianapolis, Ind. 3/11
W 68-65 Cincinnati Gardens 2/25
W 81-64 Away 1/30
1991-92 W 69-56 Cincinnati Gardens 2/10
W 75-73 Away 1/18
1990-91 W 87-74 Cincinnati Gardens 2/9
W 81-74 Away 1/12
1989-90 W 70-53 Away 2/6
W 89-73 Cincinnati Gardens 1/8
1988-89 W 85-83 ! Dayton, Ohio 3/9
W 93-86 Cincinnati Gardens 2/9
L 83-92 Away 1/12
1987-88 W 117-79 ! Indianapolis, Ind. 3/11
W 94-83 Away 2/13
W 98-90 Cincinnati Gardens 1/16
1986-87 W 82-74 ! Indianapolis, Ind. 2/27
W 80-72 Cincinnati Gardens 2/9
L 79-81 Away 1/12
1985-86 W 99-91 ! Indianapolis, Ind. 2/28

W 91-88 (OT) Away 2/10
W 78-75 Cincinnati Gardens 1/13
1984-85 L 61-65 ! Tulsa, Okla. 3/8
L 89-99 Away 2/4
W 95-90 Cincinnati Gardens 1/7
1983-84 W 80-69 ! Chicago, Ill. 3/9
W 64-61 Cincinnati Gardens 2/6
L 83-94 Away 1/9
1982-83 W 82-76 ! Evansville, Ind. 3/11
L 85-86 Away 2/21
W 84-78 Schmidt Fieldhouse 1/24
1981-82 L 69-77 ! Tulsa, Okla. 3/4
L 80-82 Schmidt Fieldhouse 2/15
L 67-83 Away 1/30
1980-81 W 90-89 Riverfront Coliseum 2/14
L 63-73 Away 1/19
1979-80 L 96-102 Schmidt Fieldhouse 2/16
1978-79 L 73-89 Away 12/11
1977-78 L 52-57 Schmidt Fieldhouse 2/11
1976-77 L 69-74 Away 1/12
1975-76 W 75-59 Schmidt Fieldhouse 12/17
1974-75 L 62-67 Away 1/4
1973-74 W 77-66 Schmidt Fieldhouse 1/5
1961-62 W 96-89 Schmidt Fieldhouse 3/5
1960-61 W 94-85 Away 3/11
1959-60 L 63-65 Away 1/22
1957-58 W 65-54 Away 2/1
1951-52 L 83-103 Away 1/23
1950-51 W 67-65 Schmidt Fieldhouse 1/6
1947-48 W 45-43 Schmidt Fieldhouse 2/7
1937-38 W 40-27 Schmidt Fieldhouse
L 38-52 Away 1/15
1936-37 L 31-41 Away 1/9
1929-30 L 13-18 Schmidt Fieldhouse 1/23
L 13-18 Away 1/14
1928-29 L 10-20 Schmidt Fieldhouse 2/13
L 5-20 Away
1927-28 L 19-40 Away 2/25
W 14-11 Schmidt Fieldhouse 2/15
1926-27 L 13-17 Away 2/15
W 23-21 St. Xavier Gym 1/10

LOYOLA (MD.) - XAVIER LEADS 6-2

1994-95 W 86-51 Cincinnati Gardens 12/3
1991-92 L 52-68 Away 2/5
1990-91 W 87-68 Cincinnati Gardens 12/5
1956-57 W 102-76 Schmidt Fieldhouse 1/31
1955-56 W 84-57 Away
1950-51 W 77-53 Schmidt Fieldhouse 2/8
1949-50 W 86-63 Schmidt Fieldhouse 1/6
1948-49 L 72-74 Away 1/4

LOYOLA MARYMOUNT - XAVIER LEADS 8-1

1998-99 W 97-52 Cincinnati Gardens 12/21
1996-97 W 81-65 Away 12/5
1989-90 W 115-113 Cincinnati Gardens 1/2
1988-89 W 118-113 Away 1/4
1970-71 W 96-84 Schmidt Fieldhouse 12/21
1968-69 W 81-71 Schmidt Fieldhouse 12/20
1967-68 L 69-80 Schmidt Fieldhouse 12/20
1964-65 W 72-63 Schmidt Fieldhouse 1/27
1960-61 W 75-62 Schmidt Fieldhouse 12/15

MANHATTAN - XAVIER LEADS 1-0

1956-57 W 99-86 Chicago, Ill. 2/23

MARQUETTE - MARQUETTE LEADS 54-25

2020-21 L 59-66 Away 3/6
W 91-88 Cintas Center 12/20
2019-20 L 82-84 (2 OT) Cintas Center 1/29
L 65-85 Away 1/15
2018-19 L 82-87 Cintas Center 1/26
L 52-70 Away 1/6
2017-18 W 89-70 Cintas Center 1/24
W 91-87 Away 12/27
2016-17 L 84-95 Cintas Center 3/1
L 61-83 Away 2/18
2015-16 W 90-72 ^ New York, N.Y. 3/10
W 90-82 Cintas Center 2/6
W 74-66 Away 1/16

2014-15 W 64-44 Away 2/10
W 62-58 Cintas Center 1/17
2013-14 W 68-65 ^ New York, N.Y. 3/13
L 72-81 Away 2/15
W 86-79 Cintas Center 1/9
2010-11 L 55-66 ^ Cleveland, Ohio 3/18
2009-10 L 61-71 Lake Buena Vista, Fla. 11/26
2000-01 W 75-59 Cintas Center 12/16
1999-00 W 67-63 # Cincinnati Gardens 3/15
1999-00 L 63-65 Away 1/2
1990-91 W 71-66 Cincinnati Gardens 2/7
W 98-93 (OT) Away 1/10
1989-90 W 83-78 Cincinnati Gardens 2/8
W 86-80 Away 1/6
1988-89 W 102-77 Cincinnati Gardens 2/25
1987-88 L 61-67 Away 12/5
1985-86 W 85-71 Away 2/5
1984-85 L 60-69 Cincinnati Gardens 2/20
L 53-71 Away 2/13
1983-84 W 82-68 (OT) Cincinnati Gardens 2/22
1982-83 L 64-72 Away 1/8
1981-82 L 50-63 Riverfront Coliseum 1/20
1980-81 L 62-78 Away 2/10
L 59-78 Riverfront Coliseum 1/26
1979-80 L 70-82 Away 2/12
L 62-76 Riverfront Coliseum 1/17
1978-79 L 50-67 Away 1/20
1977-78 L 53-75 Cincinnati Gardens 2/20
L 62-78 Away 1/24
1976-77 L 43-85 Away 1/22
1975-76 L 49-74 Schmidt Fieldhouse 3/5
L 48-82 Away 1/19
1974-75 L 55-78 Away 2/8
L 55-73 Schmidt Fieldhouse 1/29
1973-74 L 53-73 Schmidt Fieldhouse 1/2
L 55-68 Away 12/21
1972-73 L 61-90 Cincinnati Gardens 1/29
L 52-70 Away 12/16
1971-72 L 55-63 Schmidt Fieldhouse 2/28
L 59-89 Away 2/9
1970-71 L 58-76 Schmidt Fieldhouse 3/6
L 60-91 Away 1/9
1969-70 L 73-81 Schmidt Fieldhouse 2/23
L 73-82 Away 1/24
1968-69 L 54-67 Schmidt Fieldhouse 2/18
L 69-82 Away 1/11
1967-68 W 88-83 (OT) Schmidt Fieldhouse 2/26
L 57-72 Away 2/10
1966-67 L 69-71 Schmidt Fieldhouse 2/15
L 69-87 Away 1/14
1965-66 W 82-78 Schmidt Fieldhouse 2/16
L 64-103 Away 1/8
1964-65 W 56-55 Schmidt Fieldhouse 2/27
L 73-80 Away 1/9
1963-64 L 95-98 Schmidt Fieldhouse 3/7
W 83-81 Away 1/11
1962-63 L 67-80 Schmidt Fieldhouse 3/2
L 57-80 Away 1/12
1961-62 L 67-76 Schmidt Fieldhouse 3/10
W 68-61 Away 2/10
1960-61 L 74-77 Away 3/9
L 79-88 (OT) Schmidt Fieldhouse 2/11
1959-60 L 61-67 Away 3/1
W 79-75 Schmidt Fieldhouse 2/15
1958-59 L 70-79 Cincinnati Gardens 2/21
L 71-86 Away 12/22

MARSHALL - MARSHALL LEADS 13-12

2017-18 W 81-77 Cintas Center 12/19
2004-05 W 69-46 Cintas Center 12/30
1975-76 W 78-77 (OT) Away 12/12
1957-58 L 87-99 Away 2/10
W 70-68 Cincinnati, Ohio 12/13
1954-55 L 69-82 Away 3/2
1952-53 L 78-83 Away
W 96-91 Schmidt Fieldhouse 12/11
1949-50 L 63-67 Away 2/18
1948-49 W 53-50 Away 2/22
1946-47 L 41-53 Schmidt Fieldhouse 1/17
L 44-58 Terre Haute, Ind.
L 47-56 Away 1/16

1945-46 L 59-72
L 50-91
1942-43 L 40-56
W 68-53
1941-42 W 53-43 Schmidt Fieldhouse
L 49-59 Away
1939-40 L 47-51 Away 2/6
L 36-48 Schmidt Fieldhouse 1/19
1934-35 W 47-25
1927-28 W 43-34 Schmidt Fieldhouse 2/18
W 16-14 Schmidt Fieldhouse 2/17
1926-27 W 48-22 Home 2/19

MARYLAND - MARYLAND LEADS 2-1

2016-17 W 76-65 \$ Orlando, FL. 3/16
2002-03 L 64-77 \$ Nashville, Tenn. 3/23
1976-77 L 74-84 Away 12/28

MARYLAND EASTERN-SHORE - XAVIER LEADS 1-0

1999-00 W 96-52 Cincinnati Gardens 11/20

MASSACHUSETTS - XAVIER LEADS 14-10

2012-13 L 72-77 Cintas Center 3/2
2011-12 L 73-80 Away 2/21
2010-11 W 79-50 Cintas Center 1/12
2009-10 W 87-79 Away 2/3
2008-09 W 82-80 Cintas Center 1/31
2007-08 W 77-65 Away 1/27
2006-07 W 83-77 Cintas Center 1/18
2005-06 W 75-66 + Cincinnati, Ohio 3/8
L 56-65 Away 3/4
2004-05 L 86-90 (3OT) Away 1/8
2003-04 W 64-44 Cintas Center 2/14
2002-03 W 86-73 Away 1/18
2001-02 W 65-59 (OT) + Philadelphia, Pa. 3/7
W 72-52 Cintas Center 3/2
2000-01 L 49-59 Away 2/14
L 64-75 Cintas Center 1/9
1999-00 W 87-77 Cincinnati Gardens 2/12
1998-99 W 72-68 + Philadelphia, Pa. 3/4
L 77-78 (OT) Away 2/20
1997-98 L 62-73 Cincinnati Gardens 2/8
1996-97 W 87-84 (OT) Away 2/1
1995-96 L 74-78 (OT) Cincinnati Gardens 2/4
1991-92 L 72-91 Away 12/7
1990-91 W 71-66 Cincinnati Gardens 1/15

MEMPHIS - XAVIER LEADS 7-2

2012-13 W 64-62 Cintas Center 2/26
2011-12 L 68-72 Away 2/4
2008-09 W 63-58 San Juan, P.R. 11/23
1966-67 W 88-78 Schmidt Fieldhouse 1/21
1965-66 W 110-107 Away 1/29
1964-65 W 95-74 Schmidt Fieldhouse 2/24
1963-64 W 99-86 Away 2/25
1954-55 L 67-81 Away 2/1
1954-55 W 81-72 Schmidt Fieldhouse 12/6

MERCER - XAVIER LEADS 1-0

2003-04 W 72-58 Cintas Center 11/16

MIAMI - MIAMI LEADS 2-1

2004-05 W 83-70 (OT) Miami, Fla. 11/27
1959-60 L 69-87 Away 12/29
1955-56 L 75-77 Away 2/2

MIAMI (OHIO) - XAVIER LEADS 55-47

2018-19 W 82-55 Cintas Center 11/28
2015-16 W 81-72 Cintas Center 11/13
2013-14 W 77-51 Cintas Center 11/20
2011-12 W 66-60 Cintas Center 11/18
2010-11 L 64-75 Away 12/1
2009-10 W 70-67 Cintas Center 12/23
2008-09 W 60-53 Cintas Center 11/29
2007-08 L 57-59 Away 11/13
2006-07 W 68-53 Cintas Center 11/29
2005-06 W 75-65 Away 12/11
2004-05 L 54-66 Cintas Center 11/22
2003-04 W 55-36 Away 12/9
2002-03 W 68-58 Cintas Center 12/9

DIVISION I OPPONENT GAME-BY-GAME SERIES RECORDS

VCU - VCU LEADS 3-1

2012-13	L 71-75	Cintas Center	2/23
2006-07	W 70-67	St. Thomas V.I.	11/17
1995-96	L 75-81	Away	11/30
1993-94	L 76-79	Cincinnati Gardens	2/23

VIRGINIA MILITARY INSTITUTE - VMI LEADS 1-0

1972-73	L 59-60	Las Cruces, N.M.	12/23
---------	---------	------------------	-------

VIRGINIA TECH - XAVIER LEADS 9-4

2008-09	W 63-62 (OT)	San Juan, P.R.	11/21
1999-00	L 65-73	Away	2/19
	W 86-67	Cincinnati Gardens	1/6
1998-99	W 93-69	Cincinnati Gardens	1/23
	W 80-67	Away	1/6
1997-98	W 74-63	Away	2/14
	W 77-66	Cincinnati Gardens	1/17
1996-97	W 81-72	Away	3/2
	W 102-67	Cincinnati Garden	1/4
1995-96	L 61-70	Away	2/29
	L 73-78	Cincinnati Gardens	2/10
1994-95	L 55-82	Away	12/5
1993-94	W 85-52	Cincinnati Gardens	12/18

WAKE FOREST - XAVIER LEADS 5-3

2019-20	L 78-80	Away	12/14
2016-17	W 69-65	Cintas Center	12/17
2015-16	W 78-70	Away	12/22
2013-14	W 68-53	Cintas Center	12/28
2012-13	L 59-66	Away	1/2
2010-11	W 83-75	Cintas Center	12/18
2009-10	L 92-96 (2OT)	Away	1/3
1998-99	W 87-76	# Cincinnati Gardens	3/15

WASHINGTON - SERIES TIED 1-1

1999-00	W 81-65	Anchorage, Alaska	11/27
1997-98	L 68-69	§ Washington D.C.	3/12

WEBER STATE - XAVIER LEADS 1-0

2015-16	W 71-53	§ St. Louis, Mo.	3/18
---------	---------	------------------	------

WEST VIRGINIA - SERIES TIED 1-1

2007-08	W 79-75 (OT)	§ Phoenix, Az.	3/27
1979-80	L 65-82	Away	12/28

WESTERN CAROLINA - XAVIER LEADS 2-0

2019-20	W 74-61	Cintas Center	12/18
2006-07	W 95-61	Cintas Center	12/2

WESTERN KENTUCKY - SERIES TIED 13-13

2015-16	W 95-64	Cintas Center	12/5
1997-98	W 93-60	Away	12/6
1996-97	W 98-73	Cincinnati Gardens	11/23
1961-62	L 83-88	Away	2/21
	W 95-83	Schmidt Fieldhouse	12/30
1960-61	L 61-68	Away	2/2
	W 76-66	Schmidt Fieldhouse	1/20
1959-60	W 82-73	Away	2/10
	W 86-76	Schmidt Fieldhouse	1/20
1958-59	L 73-82	Cincinnati Gardens	2/23
	L 67-94	Away	2/16
1957-58	W 100-91	Away	2/26
	W 102-76	Schmidt Fieldhouse	1/20
1956-57	W 77-71	Away	2/27
	W 87-79	Schmidt Fieldhouse	1/3
1955-56	L 65-74	Away	2/16
	L 72-73	Schmidt Fieldhouse	1/5
1954-55	L 72-75	Schmidt Fieldhouse	2/18
	W 82-80 (2OT)	Away	1/10

1951-52	L 82-92	Schmidt Fieldhouse	12/19
1950-51	W 67-64	Schmidt Fieldhouse	2/28
	L 62-79	Away	1/8
1949-50	L 51-63	Away	1/9
	L 57-59	Cincinnati Gardens	12/10
1940-41	L 36-41	Schmidt Fieldhouse	2/22
1939-40	L 39-40	Away	1/2

WESTERN MICHIGAN - XAVIER LEADS 5-1

2010-11	W 68-65	Cintas Center	11/12
1987-88	W 100-84	Cincinnati Gardens	2/8
	W 82-70	Away	1/6
1940-41	W 50-45	Schmidt Fieldhouse	2/25
1939-40	L 30-42	Away	12/23
1938-39	W 51-37	Schmidt Fieldhouse	12/16

WICHITA STATE - WICHITA STATE LEADS 3-1

1992-93	W 88-54	Cincinnati Gardens	12/30
1988-89	L 79-97	Away	2/11
1965-66	L 81-82	Oklahoma City, Okla.	12/28
1956-57	L 86-93(2OT)	Away	12/13

WILLIAM & MARY - XAVIER LEADS 2-0

1948-49	W 82-65	Cincinnati Gardens	3/7
1940-41	W 61-50	Away	

WINTHROP - XAVIER LEADS 2-0

1991-92	W 83-56	Away	1/13
1990-91	W 83-53	Cincinnati Gardens	12/22

WISCONSIN - WISCONSIN LEADS 4-3

2018-19	L 68-77	Cintas Center	11/13
2017-18	W 80-70	Away	11/16
2015-16	L 63-66	§ St. Louis, Mo.	3/20
2008-09	W 60-49	§ Boise, Idaho	3/22

2001-02	W 57-48	Cintas Center	12/10
2000-01	L 46-61	Away	12/2
1938-39	L 26-27	Schmidt Fieldhouse	12/20

WOFFORD - SERIES TIED 1-1

2012-13	L 55-56	Cintas Center	12/22
2010-11	W 94-90 (3OT)	Cintas Center	

WRIGHT STATE - XAVIER LEADS 4-2

2015-16	W 90-55	Cintas Center	12/8
1994-95	L 70-71	! Dayton, Ohio	3/4
	W 94-84	Cincinnati Gardens	2/15
	W 81-73	Away	1/18
1990-91	L 83-91	Away	2/19
1987-88	W 101-84	Cincinnati Gardens	2/3

WYOMING - XAVIER LEADS 2-1

1974-75	L 57-60	Oklahoma City, Okla.	12/28
1966-67	W 96-92	Seattle, Wash.	12/29
1965-66	W 90-86	Oklahoma City, Okla.	12/30

YALE - XAVIER LEADS 3-0

1971-72	W 75-69	Schmidt Fieldhouse	1/1
1960-61	W 78-63	Schmidt Fieldhouse	12/31
	W 72-39	Detroit, Mich.	12/28

YOUNGSTOWN STATE - XAVIER LEADS 4-0

2009-10	W 83-57	Cintas Center	11/13
1949-50	W 70-59	Away	1/5
	W 68-46	Schmidt Fieldhouse	12/15
1940-41	W 58-44	Schmidt Fieldhouse	12/7





21 SEASONS AT CINTAS CENTER

The Xavier men's basketball team has compiled a 281-48 (.854) record for its first 21 seasons in its on-campus home, the 10,224-seat Cintas Center.

Xavier broke the Cintas Center school record for wins with a 17-1 record in the 2017-18 season. Xavier had a 41-game non-conference home winning streak snapped by Wisconsin in the 2018-19 season. It was XU's first non-conference home loss since the 2012-13 season.

Xavier has sold out 66 games during its last five seasons with full capacity availability.

Xavier averaged 10,084 fans for its first 316 games played at the 10,224-seat Cintas Center since it opened for the 2000-01 season, including a Cintas Center record standing room only crowd of 10,817 for the Cincinnati game in the 2017-18 season. Xavier averaged over 98 percent capacity of Cintas Center since the building opened. These numbers don't include the attendance-restricted pandemic year of 2020-21.

BIG EAST games are a big draw at Cintas Center. In fact, 22 of the top 28 all-time single-game attendance totals in Cintas Center history were BIG EAST games. Nine BIG EAST rivals (all but UConn) are represented on this list: Butler (4), Creighton (4), DePaul (1), Georgetown (1), Marquette (3), Providence (2), Seton Hall (1), St. John's (1) and Villanova (5).

VS. OPPONENTS AT CINTAS CENTER

Opponent	Record	Last Game	Marshall	2-0	2017-18
Abilene Christian	1-0	2013-14	Massachusetts	5-2	2012-13
Alabama	2-0	2014-15	Mercer	1-0	2003-04
Albany	1-0	2010-11	Memphis	1-0	2012-13
American	1-0	2006-07	Miami (Ohio)	9-1	2018-19
Arizona State	1-0	2006-07	Missouri	2-0	2019-20
Auburn	2-0	2015-16	Missouri State	1-0	2019-20
Ball State	1-0	2002-03	Mississippi State	0-1	2004-05
Baylor	1-0	2017-18	Morehead State	3-0	2017-18
Belmont	1-0	2007-08	Morgan State	1-0	2011-12
Bradley	1-0	2020-21	Murray State	1-0	2014-15
Bucknell	0-1	2006-07	North Dakota State	1-0	2016-17
Buffalo	1-0	2016-17	Northern Arizona	1-0	2014-15
Butler	8-3	2020-21	Northern Iowa	1-0	2016-17
Bowling Green	2-0	2013-14	Northern Kentucky	1-0	2015-16
Charlotte	5-0	2011-12	Oakland	5-0	2020-21
Cincinnati	8-1	2019-20	Ohio	2-0	2018-19
Coastal Carolina	2-0	2006-07	Oklahoma	1-0	2020-21
Colorado	1-0	2017-18	Oral Roberts	0-1	2011-12
Connecticut	0-1	2020-21	Providence	7-1	2020-21
Coppin State	3-0	2007-08	Purdue	2-0	2011-12
Creighton	7-4	2020-21	Rhode Island	6-0	2011-12
Dayton	13-0	2012-13	Richmond	6-2	2011-12
Delaware State	1-0	2007-08	Rider	1-0	2017-18
DePaul	6-1	2019-20	Robert Morris	2-0	2012-13
Detroit Mercy	2-0	2018-19	Sacred Heart	1-0	2009-10
Duquesne	7-1	2011-12	St. Bonaventure	7-0	2011-12
Eastern Illinois	1-0	2005-06	Saint Joseph's	6-2	2011-12
East Tennessee State	1-0	2017-18	Saint Louis	4-2	2012-13
Eastern Kentucky	5-0	2020-21	Saint Peter's	1-0	2002-03
Eastern Washington	1-0	2016-17	Samford	1-0	2000-01
Elon	1-0	2003-04	San Francisco	1-0	2000-01
Evansville	2-0	2018-19	Seton Hall	4-4	2020-21
Fairleigh Dickinson	1-0	2012-13	Siena	2-0	2019-20
Florida	0-1	2010-11	Southeast Mo. St.	1-0	2007-08
Florida A&M	2-0	2005-06	Southern	1-0	2005-06
Florida Gulf Coast	1-0	2014-15	Stephen F. Austin	1-0	2014-15
Fordham	8-0	2012-13	St. John's	7-1	2020-21
Gardner-Webb	1-0	2013-14	Temple	6-1	2012-13
George Washington	9-1	2012-13	Tennessee	1-1	2013-14
Georgetown	6-1	2019-20	Tennessee Tech	1-0	2020-21
Georgia	1-0	2011-12	Toledo	3-0	2020-21
Gonzaga	0-1	2011-12	Troy	1-0	2005-06
Green Bay	1-0	2019-20	Utah	1-0	2016-17
Hampton	1-0	2017-18	Vanderbilt	0-1	2012-13
Iowa State	1-0	2004-05	VCU	0-1	2012-13
IPFW	4-0	2011-12	Villanova	2-5	2019-20
IUPUI	2-0	2018-19	Virginia	1-0	2007-08
Jacksonville	1-0	2019-20	Wake Forest	3-0	2016-17
Kent State	4-0	2017-18	Western Carolina	2-0	2019-20
La Salle	9-1	2012-13	Western Kentucky	1-0	2015-16
Lehigh	2-0	2016-17	Western Michigan	1-0	2010-11
Lipscomb	1-0	2019-20	Wisconsin	1-1	2018-19
Long Beach State	1-0	2014-15	Wofford	1-1	2012-13
Long Island	1-0	2001-02	Wright State	1-0	2015-16
Louisiana-Lafayette	1-0	2003-04	Youngstown State	1-0	2009-10
Louisiana-Monroe	1-0	2000-01			
Louisiana State	1-0	2009-10	TOTALS	281-48	
Marquette	6-3	2020-21			

XU AT CINTAS CENTER SINCE IT OPENED IN 2000-01:

Season	Record	Pct.	Games	Attend.	Avg.	Sellouts
*2020-21	11-2	.846	13	5,766	444	13
2019-20	12-5	.706	17	175,281	10,311	12
2018-19	13-5	.722	18	180,611	10,034	13
2017-18	17-1	.944	18	188,554	10,475	18
2016-17	12-4	.720	16	164,520	10,282	12
2015-16	15-1	.938	16	164,501	10,281	11
2014-15	13-3	.813	16	159,974	9,998	9
2013-14	15-2	.882	17	168,127	9,890	7
2012-13	11-4	.733	15	146,710	9,781	1
2011-12	13-3	.813	16	162,474	10,155	10
2010-11	14-1	.933	15	151,475	10,098	9
2009-10	15-0	1.000	15	151,843	10,123	7
2008-09	14-1	.933	15	151,456	10,097	11
2007-08	16-1	.941	17	170,133	10,008	9
2006-07	14-1	.933	15	148,650	9,910	5
2005-06	11-4	.733	15	146,615	9,775	4
2004-05	12-4	.750	16	160,429	10,027	7
2003-04	13-3	.813	16	158,432	9,902	8
2002-03	14-1	.933	15	152,714	10,181	14
2001-02	13-1	.929	14	143,129	10,224	13
2000-01	13-1	.929	14	141,011	10,072	12
TOTALS	281-48	.854	329	3,192,405	*	*

*10,084 average without 2020-21 pandemic year; 9,685 all years included

192 sellouts without 2020-21 pandemic year; 205 all years included

Most wins in a season: 17 in 2017-18

Most consecutive wins: 30 (last nine of 2008-09; all 15 of 2009-10; first six of 2010-11)

Most consecutive wins in one season: 16 (2017-18)

Most losses in a season: 5 in 2018-19 and 2019-20

Most consecutive losses: 3 in 2004-05, 2016-17 and 2018-19

Most sell-outs in a season: 18 in 2017-18

Highest attendance: 188,554 in 2017-18 (18 games)

Highest attendance average: 10,475 in 2017-18 (18 games)

Highest single-game attendance: 10,817 vs. Cincinnati (Dec. 2, 2017)

CINTAS CENTER XU INDIVIDUAL RECORDS

Points:47 by David West vs. Dayton (2-8-03)
 Rebounds:21 by Naji Marshall vs. Toledo (March 20, 2019)
by David West vs. George Washington (2-3-01)
 Assists:15 by Tu Holloway vs. La Salle (2-22-11),
 by Dee Davis vs. Fairleigh Dickinson (11-9-12) and
 by Dee Davis vs. Providence (2-7-15)
 Turnovers:10 by Semaj Christon vs. VCU (2-23-13)
 Steals:7 by Quentin Goodin vs. Eastern Kentucky (12-15-18)
 Blocks:8 by David West vs. Coastal Carolina (11-17-01)
 Total Field Goals:15 by David West vs. Dayton (2-8-03)
 Total FG Percent (Min. 3 FGM):1.000 (7-7) by Keith Jackson vs. Creighton (12-31-02),
 by Dezmine Wells vs. Duquesne (1-11-12) and
 by Matt Stainbrook vs. DePaul (1-24-15)
 3-Point Field Goals:9 by Romain Sato vs. Rhode Island (2-15-03)
 3-Point FG Percent (Min. 3 FGM):1.000 (5-5) by Lionel Chalmers vs. San Francisco (12-5-00)
 FT Percent (Min. 3 FTM):1.000 (14-14) by Tu Holloway vs. Saint Louis (1-25-12)

CINTAS CENTER XU TEAM RECORDS

Points:117 vs. Fairleigh Dickinson (11-9-12)
 Rebounds:57 vs. St. John's (1-6-21)
 Assists:36 vs. Long Island (12-8-01)
 Turnovers:27 vs. Eastern Kentucky (12-15-18)
 Steals:14 vs. IUPUI (12-9-14) and vs. Eastern Kentucky (11-22-01)
 Blocks:12 vs. Dayton (3-5-09), vs. Butler (12-23-08), vs. Ohio (12-10-08) and vs. Coastal Carolina (11-17-01)
 Total Field Goals:43 vs. Oakland (11-25-20), Fairleigh Dickinson (11-9-12)
 Total FG Percent (Min. 3 FGM):714 (35-49) vs. Eastern Kentucky (12-15-18)
 3-Point Field Goals:19 vs. Oklahoma (12-9-20)
 3-PT. FG Percent (Min. 3 FGM):800 (8-10) vs. DePaul (2-19-14) and vs. George Washington (1-12-13)
 FT Percent (Min. 3 FTM):1.000 (6-6) vs. Providence (1-23-19)

CINTAS CENTER VISITING PLAYER RECORDS

Points:37 by Tyrone Kent of Toledo (11-17-08)
 Rebounds:16 by Chris Johnson of Dayton (1-16-10)
 and Paul Reed of DePaul (2-25-20)
 Assists:12 by Jameer Nelson of Saint Joseph's (1-20-01) and
 by Kahron Ross of Lehigh (11-11-16)
 Turnovers:9 by Chris Gaston of Fordham (1-31-10)
 Steals:7 by Tasheed Carr of Saint Joseph's (2-10-08)
 Blocks:8 by Eric Hicks of Cincinnati (2-3-04) and
 by Ty Walker of Wake Forest (12-18-10)
 Total Field Goals:15 by Ethan Happ of Wisconsin (11-13-18)
 Total FG Percent (Min. 3 FGM):1.000 (12-12) by Delonte West of Saint Joseph's (1-17-04)
 3-Point Field Goals:8 by Kyle Korver of Creighton (12-31-02)
 3-Point FG Percent (Min. 3 FGM):1.000 (5-5) by D'Mitritz Trice of Wisconsin (11-13-18)
 FT Percent (Min. 5 FTM):1.000 (11-11) by Frank Gaines of IPFW (11-15-11)

CINTAS CENTER VISITING TEAM RECORDS

Points:96 by Eastern Kentucky (11-30-20)
 Rebounds:54 by Eastern Kentucky (11-22-00)
 Assists:25 by Wofford (11-27-10) and Villanova (2-17-18)
 Turnovers:37 by Eastern Kentucky (11-22-00)
 Steals:15 by Eastern Kentucky (12-15-18) and Tennessee (12-22-07)
 Blocks:13 by Duquesne (2-21-08)
 Total Field Goals:38 by Villanova (2-17-18)
 Total FG Percent (Min. 3 FGM):611 (33-54) by Marquette (3-1-17)
 3-Point Field Goals:17 by Evansville (11-10-18)
 3-PT. FG Percent (Min. 3 FGM):625 (5-8) by Saint Louis (2-7-07)
 FT Percent (Min. 3 FTM):1.000 (14-14) by Seton Hall (12-30-20)

CINTAS CENTER FACTS

First XU victory: Xavier 68, Miami 54 (Nov. 18, 2000)

Last XU victory: Xavier 77, Creighton 69 (Feb. 27, 2021)

First XU loss: Massachusetts 75, Xavier 64 (Jan. 9, 2001)

Last XU loss: UConn 80, Xavier 72 (Feb. 13, 2021)

First Overtime Game: Xavier 71, George Washington 63 (Feb. 3, 2001)

Last Overtime Game: Xavier 99, Eastern Kentucky 96 (Nov. 30, 2020)

Last Xavier Overtime Win: Xavier 99, Eastern Kentucky 96 (Nov. 30, 2019)

First ranked Xavier team to play in Cintas Center: Xavier (#24 AP) 78, Temple 71 (Feb. 10, 2001)

Last ranked Xavier team to play in Cintas Center: Xavier (#25 AP & #23 USA Today) 87, Lipscomb 62 (Nov. 30, 2019)

Highest ranked Xavier team to play in Cintas Center: Xavier (#3 AP & #3 USA Today) 84, Providence 74 (Feb. 28, 2018)

***First ranked visiting team to play in Cintas Center was Creighton:** Xavier (#19 AP & ESPN/USA Today) 75, Creighton (#15 AP & ESPN/USA Today) 73 (Dec. 31, 2002)

*The first game at Cintas Center between two ranked teams.

Last ranked visiting team to play in Cintas Center: Creighton (#13 AP & #13 USA Today) 77, Xavier 69 (Feb. 27, 2021)

BY DAYS OF THE WEEK

	Record
Sunday	19-4
Monday	15-2
Tuesday	39-7
Wednesday	65-9
Thursday	20-3
Friday	22-2
Saturday	101-21
Totals	281-48

THE FINAL FAREWELL

The Xavier Musketeers played their final season at Cincinnati Gardens in 1999-2000. The Gardens was “Home Sweet Home” for the Xavier Musketeers when they made the historic arena their home beginning in the 1983-84 season.

The Xavier men’s team played all of its regular season games off campus at the Cincinnati Gardens for 17 years, beginning with the 1983-84 season and ending with an NIT game against Marquette in the 1999-2000 season. The only exception was a game against Florida International that was played at Schmidt Fieldhouse on January 9, 1988.

Xavier compiled an impressive 215-25 (.896) record after moving to the Gardens in the 1983-84 season, including 14-1 in its final season. In fact, Xavier was 55-3 at the Gardens over its last four seasons.

There have been many memorable moments at the Gardens. Xavier kicked off its initial season as a regular tenant, 1983-84, with a perfect 12-0 mark that included a thrilling 60-57 overtime win over Ohio State in the first round of the National Invitation Tournament. A few days later Xavier knocked off Nebraska, 58-57, to advance to the quarterfinals of the NIT. In the 1999 season Xavier relived some of that NIT magic with an impressive 87-76 win over Wake Forest in a second round NIT game and a 65-58 come-from-behind thriller over Princeton in the NIT quarterfinals.

The regular season has seen its share of moments, although probably none more exciting than the wild 115-113 track meet win over Loyola Marymount in the 1989-90 Sweet 16 season. LMU had the run-and-gun offense that featured Bo Kimble and the late Hank Gathers.

Xavier and Cincinnati, which also used to call the Gardens its home, have waged some classic battles at the Gardens. Steve Thomas pumped in 45 points in a 1964 game. Xavier won two classic overtime battles with UC in the Nineties, 90-88 in 1990 and 82-76 in 1994. In the 1999-2000 season XU took down then-undefeated and top-ranked UC 66-64.

XU’s young Musketeers took then-undefeated and number one-ranked UMass to the wall in 1996 before losing in overtime, 78-74. Xavier and Louisville went to a school-record three overtimes in 1958 before the eventual NIT Champion Musketeers prevailed, 82-80.

THE OPENING OF THE GARDENS

Cincinnati Gardens, which is similar in design to the Maple Leaf Gardens in Toronto, Canada, was originally built in an attempt to house a hockey team for the Queen City. It was opened for the first time on Tuesday, February 22, 1949. Appropriately, the first event was a hockey game, an exhibition

match between teams from Montreal and Dallas.

One night later, February 23, the Gardens hosted its first basketball game. Cincinnati defeated Butler, 49-44. The following night Xavier made its Gardens’ debut against powerful Kentucky. UK prevailed 51-40.

The busy opening week continued for the Gardens on Monday, February 28. Cincinnati native Ezzard Charles beat Joey Maxim in a 15-round decision, the first boxing event held in the historic arena. Charles defended his heavyweight title in the Gardens in 1950 and another Cincinnati native boxer, Wallace “Bud” Smith, defended his lightweight crown in the Gardens in 1955.

Since its opening, Cincinnati Gardens has hosted numerous high school, college and professional sporting events. Ice hockey kept the building busy from 1949 until the mid-1970’s with teams such as the Mohawks, Wings and Swords. In pro basketball, both the Royals (now Sacramento Kings) of the National Basketball Association and the Slammers of the Continental Basketball Association used the Gardens as “home” during their time in the Queen City.

The Gardens history includes more than just sporting events, though. The entertainment events ranged from Lawrence Welk to Gene Autry to the Beatles to Bon Jovi to Tom Petty. In 2004, the Gardens hosted a political rally for former President George W. Bush. The Gardens has also been home to a number of minor league hockey franchises.

THE REBIRTH OF THE GARDENS

Cincinnati Gardens is the former home of the Cincinnati Royals of the NBA. When the Royals left the Gardens in 1972, most Cincinnati fans felt the arena’s days were numbered. Along came Jerry Robinson, who originally purchased the Gardens in 1979 for use as a warehouse. Robinson decided to reopen the arena in 1981.

Cincinnati Gardens was demolished this past year but left behind a long legacy filled with great memories.

XAVIER IN THE CINCINNATI GARDENS BY YEAR

1948-49	1-2
1949-50	2-3
1950-51	1-3
1951-52	1-3
1952-53	3-0
1953-54	0-4
1954-55	1-2
1955-56	0-2
1956-57	1-1
1957-58	1-2
1958-59	3-3
1959-60	1-2
1960-61	1-2
1961-62	2-1
1962-63	0-3
1963-64	0-1
1964-65	0-1
1965-66	0-1
1966-67	0-1
1967-68	1-0
1968-69	0-1
1969-70	0-1
1970-71	1-0
1971-72	0-1
1972-73	0-3
1973-74	0-1
1974-75	0-1
1975-76	0-1
1977-78	0-1
1978-79	1-2
1983-84	12-0
1984-85	10-3
1985-86	13-1
1986-87	14-1
1987-88	14-0
1988-89	14-2
1989-90	13-1
1990-91	12-3
1991-92	8-4
1992-93	13-0
1993-94	14-2
1994-95	14-0
1995-96	9-5
1996-97	13-1
1997-98	13-1
1998-99	15-0
1999-00	14-1
TOTALS	236-74 (.761)

SCHMIDT FIELDHOUSE: XU’S FIRST ON CAMPUS HOME

The Xavier Musketeers no longer play their regular season games at Schmidt Fieldhouse, having moved to Cincinnati Gardens in the 1983-84 season, and to Cintas Center in the 2000-01 season. XU’s success at the Fieldhouse, though, cannot be forgotten. Since World War II, the XU men’s basketball team compiled an impressive 326-129 (.716) record at the Fieldhouse. Until opening Cintas Center, the men’s basketball team had only played one regular season game on campus since early in the 1983-84 season. XU scored a school-record point total in a 125-84 thrashing of Florida International on Saturday, January 9, 1988. Xavier has used the Fenwick Club, Schmidt Fieldhouse, Riverfront Coliseum (now Heritage Bank Center) and Cincinnati Gardens as home courts over the years.



XAVIER ALL-TIME NCAA RECORD:

28-28 IN 28 APPEARANCES

ELITE 8 APPEARANCES (3):

2017, 2008 & 2004

SWEET 16 APPEARANCES (8):

2017, 2015, 2012, 2010, 2009, 2008, 2004, 1990

POSTSEASON TOURNAMENT TRADITION

Xavier has made 32 postseason appearances in the last 38 postseasons (1983-2021; 2020 postseason cancelled by the pandemic). That span includes 27 NCAA Tournament appearances, including 12 of the last 15 and 16 of the last 20 NCAA Tournaments. XU only made the NCAA Tournament field one time (1961) before the 1982-83 season.

XAVIER ... AN NCAA TRADITION

Xavier has made 12 of the last 15 NCAA Tournaments. Only 12 schools have been to at least 12 NCAA Tournaments in the last 15 postseason fields (2006-21): Kansas, Gonzaga and Michigan State are at 15, while Duke, North Carolina, Wisconsin and Villanova are at 14 and Xavier, Kentucky, Ohio State, Purdue and Texas are at 12.

Xavier made its 28th appearance in the NCAA Tournament in 2018, which includes 18 at-large berths (2018, 2017, 2016, 2015, 2014, 2012, 2011, 2010, 2009, 2008, 2007, 2003, 2001, 1997, 1995, 1993, 1990 and 1961), six automatic berths through the MCC (1991, 1989, 1988, 1987, 1986 and 1983) and four automatic berths in the Atlantic 10 (2006, 2004, 2002 and 1998).

Xavier, 28-28 all-time in the NCAA Tournament, was 1-6 in NCAA play prior to 1990 but is 27-22 from 1990-present. XU lost to the eventual National Champions in the first round in 1988 (Kansas) and 1989 (Michigan).

Xavier made its first NCAA Tournament appearance in 1961 but didn't return until head coach **Bob Staak** led XU to an MCC Championship and NCAA Tournament berth in 1983. XU fell to Alcorn State 81-75 in the 1983 NCAA Tournament Opening Round (3-15-83), which was played at the University of Dayton Arena (current site of the NCAA Tournament First Four).

The first NCAA Tournament win was memorable. Xavier, under the direction of then second-year head coach **Pete Gillen**, won XU's first-ever NCAA Tournament victory over highly-favored Missouri in the 1987 NCAA First Round at the Indianapolis Hoosier Dome behind 29 points from **Byron Larkin**.

XAVIER'S HIGHEST SEEDS ... NO. 1 SEED IN 2018

Xavier was a No. 1 seed for the first time in school history in the 2018 NCAA Tournament.

Xavier's No. 2 seed in the 2016 NCAA Tournament was the previous highest seed in program history. Xavier was a No. 3 seed in the 2003 and 2008 NCAA Tournaments. Xavier won one game and reached the second round in 2003 and 2016 and made it to the Elite Eight in 2008.

ELITE AGAIN

Xavier made its third NCAA Tournament Elite Eight in 2017. XU also made it in 2004 and 2008. Xavier is one of 26 schools that have been to two or more Elite Eights in the last 13 tournaments (2008-21) and one

of 18 schools on the list that have been to three or more in the last 17 (2004-21).

The Musketeers made the 2017 NCAA Tournament Elite Eight by defeating No. 6 seed and Big Ten runner-up Maryland, No. 3 seed and ACC runner-up Florida State and No. 2 seed and Pac-12 Champion Arizona to reach the West Regional Final.

SWEET HISTORY CONTINUES

Xavier has reached at least the NCAA Tournament Sweet 16 six times since 2008, including 2017, 2015, 2012, 2010, 2009 and 2008. XU advanced to the Elite Eight in 2008 and 2017. Only 11 teams have made at least six Sweet 16s in the last 13 tournaments (2008-21): Kansas (8), North Carolina (8), Michigan State (8), Duke (8), Kentucky (8), Gonzaga (7), Wisconsin (7), Syracuse (7), Xavier (6), Michigan (6) and Arizona (6).

Xavier has made it to at least the Sweet 16 eight times: 1990, 2004, 2008, 2009, 2010, 2012, 2015 and 2017. XU advanced to the Elite Eight in 2004, 2008 and 2017.

THE FIRST SWEET 16 SEASON OVER 30 YEARS AGO

The Musketeers had won another MCC Championship and NCAA Tournament berth in the 1989-90 season. The best was yet to come.

Xavier, which earned a 1990 NCAA Tournament seeding of sixth in the Midwest Region, returned to a familiar site for its NCAA action. XU returned to the Indiana Hoosier Dome, the same place where XU had grabbed national headlines in the 1987 NCAA Tourney. XU upset 14th-ranked Missouri, 70-69, in the first round of the 1987 NCAA Tourney and nearly upset Duke in the second round. Xavier's 1990 roster was loaded with six current or future



Jordan Crawford scored 29 ppg. for Xavier's three 2010 NCAA Tournament games, while earning a spot on the five-member All-West Region Team. He scored a career-high 32 points in the unforgettable double overtime loss to Kansas State in the Regional Semifinals.



Jamal Walker, seen here going up and under Georgetown's Alonzo Mourning in the 1990 NCAA Second Round, helped XU take down the Hoyas and earn XU's first-ever Sweet 16 berth in 1990.

1,000 point-scorers, including **Tyrone Hill**, **Derek Strong**, **Aaron Williams**, **Jamie Gladden**, **Michael Davenport** and **Jamal Walker**. Hill, Strong and Williams went on to the NBA. XU's senior "twin towers" of Hill and Strong combined for 46 points and 25 rebounds as the Musketeers advanced to the second round with an 87-79 win over the then-Big Eight's Kansas State. The win over Kansas State put Xavier against Georgetown in the second round. XU jumped out to a 16-point halftime lead, 42-26, and held on for a thrilling 74-71 win over **Alonzo Mourning**, **Dikembe Mutombo** and the rest of head coach **John Thompson's** Hoyas. Strong had 19 points and 12 rebounds and Walker had 15 points and nine assists. The win advanced Xavier to the NCAA Tournament Sweet 16 for the first time in the school's history.

MEMORABLE REGIONAL SEMI

Xavier lost in double overtime, 101-96, to Kansas State in a classic Regional Semifinal in the 2010 NCAA Tournament. Xavier's **Jordan Crawford** earned a spot on the five-member 2010 NCAA All-West Regional Team after averaging 29.0 ppg. for XU's three NCAA games, including wins over Minnesota and Pittsburgh to earn a third straight trip to at least the NCAA Sweet 16.

ELITE NCAA TOURNAMENT SUCCESS IN 2004 AND 2008

The Musketeers went on and advanced to the Elite Eight in 2004 and 2008. It became known to Xavier fans as "The Run" in 2004. Xavier swept through the Atlantic 10 Tournament for a historic four wins in four days at the University of Dayton Arena, including an 87-67 win over previously unbeaten and No. 1 Saint Joseph's in the second round. XU and SJU would both reach 2004 NCAA Regional Finals that season.

Xavier entered the 2004 NCAA Tournament as a No. 7 seed. XU trailed No. 10 seed Louisville 42-31 at halftime in Orlando, Fla., but dominated the second half on both ends of the court to record an 80-70 victory, outscoring Louisville 49-28 after intermission. XU beat No. 2 seed Mississippi State 89-74 in the second round behind 31 points from senior **Lionel Chalmers**, earning its first spot in the Sweet 16 since 1990.

This time Xavier made it past the Sweet 16 round. XU beat No. 3 seed Texas 79-71 in the Regional Semifinals in Atlanta, Ga., behind 27 points from senior **Romain Sato**. Xavier drew No. 1 seed Duke in the Regional Final. XU led 30-28 at halftime and led for most of the second half thanks in great part to a dominating effort from senior big man **Anthony**

Myles, who scored 16 points and grabbed 10 rebounds in 23 minutes of action. XU led 44-41 with 12:27 left when Myles fouled out. Seniors **Lionel Chalmers**, **Romain Sato** and **Anthony Myles** earned spots on the five-member 2004 NCAA Atlanta Regional All-Tournament Team.

In 2008, Xavier made it back to the NCAA Tournament Elite Eight. Xavier senior **Josh Duncan** earned a spot on the five-member 2008 NCAA West Regional All-Tournament Team, leading XU to wins over Georgia (73-61), Purdue (85-78) and West Virginia (79-75 in overtime) before losing to UCLA, including **Kevin Love**, **Russell Westbrook** and **Darren Collison**, in the West Regional Final. Duncan scored a career-high 26 points in the win over West Virginia.

XAVIER'S NATIONAL CHAMPIONS

Xavier won the 1958 National Invitation Tournament Championship with a 78-74 overtime victory over highly-favored Dayton at Madison Square Garden in New York City on March 22, 1958. The championship, which marked the first major basketball national championship by any Ohio college or university, came at a time when the NIT was equal to or, according to many, more prestigious than the NCAA Tournament.

Did You Know?

Following the 1981-82 season, Xavier has had only one non-winning season. Xavier finished 13-15 in the 1995-96 season, the Musketeers' first season in the Atlantic 10 Conference.



Josh Duncan was named to the 2008 NCAA Tournament All-West Regional Team after averaging 18.3 ppg. for XU's Elite Eight run, including a career-high 26 points against West Virginia.



Lionel Chalmers scored a career-high 31 points in a 2004 NCAA Second Round win over Mississippi State and helped XU reach its first-ever Elite Eight in 2004. He was one of three Musketeers to earn a spot on the five-member Regional All-Tournament Team.

Game 1: XU vs. Morehead State, NCAA Mid-east Regional First Round, Tuesday, March 14, 1961 at Ky. State Fairgrounds (Louisville, Ky.)

Xavier (66) - Ron Nicolai 2-7 1-3 5, Leo McDermott 6-19 3-6 15, Jack Thobe 9-16 1-3 19, Bill Kirvin 7-18 0-2 14, Jim Enright 5-13 0-1 10, Ed Tepe 1-2 1-1 3, **Totals: 30-75 6-16 66**

Morehead State (71) - John Gibson 2-5 1-3 5, Norm Pokley 3-7 2-5 8, Ed Noe 8-16 5-7 21, Hecky Thompson 3-13 10-12 16, Granny Williams 9-23 3-8 21, Arthur Cole 0-3 0-0 0, **Totals: 25-67 21-35 71**

Halftime - Xavier 33, Morehead State 33, Fouled Out - Nicolai, Rebounds - Xavier 50 (McDermott 12, Nicolai 9), Morehead State 57 (Noe 15, Pokley 11), Floor Errors - Xavier 9, Morehead State 9, Total Fouls - Xavier 21, Morehead State 11, Technical Fouls - None, A - 7,300

Game 2: Xavier (#12 seed) vs. Alcorn State (#12 seed), NCAA Midwest Regional Opening Round, Tuesday, March 15, 1983 at University of Dayton Arena (Dayton, Ohio)

Alcorn State (81) - Aaron Brandon 6-13 4-5 16, David Clayton 0-4 1-2 1, Tommy Collier 6-9 3-7 15, Michael Phelps 6-9 6-7 18, Eddie Archie 5-11 6-8 16, Davey Whitney 4-5 0-1 8, Maurice Browner 0-0 0-0 0, David Williams 0-1 3-4 3, David Palmer 1-3 2-2 4, Timothy Pollard 0-0 0-0 0, **Totals: 28-55 25-36 81**

Xavier (75) - Dexter Bailey 3-9 4-6 10, John Shimko 1-1 0-0 2, Eddie Johnson 3-5 1-2 7, Victor Fleming 8-10 0-0 16, Anthony Hicks 6-10 2-4 14, Jeff Jenkins 4-7 5-7 13, Steve Wolf 4-6 0-0 8, Richard Harris 1-1 0-0 2, Ralph Lee 0-1 3-4 3, **Totals: 30-50 15-23 75**

Halftime - Alcorn State 40, Xavier 32, Fouled Out - Johnson, Lee, Palmer, Rebounds - Alcorn State 27 (Collier 10, Brandon 4, Palmer 4), Xavier 33 (Johnson 11, Bailey 5), Assists - Alcorn State 14 (Brandon 4, Archie 4), Xavier 18 (Lee 6, Hicks 5), Turnovers - Alcorn State 20, Xavier 30, Total Fouls - Alcorn State 21, Xavier 26, Technical Fouls - Xavier Bench, A - 7,471

Game 3: Xavier (#12 seed) vs. Alabama (#5 seed), 1986 NCAA Southeast Regional First Round, Friday, March 14, 1986 at Charlotte Coliseum (Charlotte, N.C.)

Xavier (80) - Richie Harris 11-19 2-3 24, Walt McBride 4-8 0-0 8, Eddie Johnson 7-12 1-3 15, Ralph Lee 0-4 2-2 2, Byron Larkin 10-26 3-5 23, Joe Bowman 0-0 0-0 0, Kelly Williamson 1-1 0-0 2, Leroy Greenidge 1-4 0-0 2, Mike Ramey 1-1 0-0 2, John Kelley 0-0 0-0 0, Dexter Campbell 0-0 0-0 0, Andy Donnelly 1-2 0-0 2, **Totals: 36-77 8-13 80**

Alabama (97) - Jim Farmer 10-15 4-5 24, Buck Johnson 11-16 0-2 22, Derrick McKey 7-8 2-2 16, Mark Gottfried 3-6 0-0 6, Terry Coner 5-8 4-4 14, Gary White 0-0 0-0 0, James Jackson 1-2 1-2 3, Craig Dudley 1-1 0-0 2, Michael Ansley 5-8 0-0 10, **Totals: 43-64 11-15 97**

Halftime - Alabama 39, Xavier 33, Fouled Out - None, Rebounds - Xavier 36 (Harris 11, Johnson 9), Alabama 32 (Ansley 9, Farmer 7, Johnson 7), Assists - Xavier 15 (Lee 9, McBride 1, Larkin 1, Greenidge 1, Ramey 1, Kelley 1, Campbell 1), Alabama 19 (Coner 9, McKey 4), Turnovers - Xavier 14, Alabama 14, Total Fouls - Xavier 15, Alabama 15, Technical Fouls - None, A - 10,385

***Game 4: Xavier (#13 seed) vs. Missouri (#4 seed), 1987 NCAA Midwest Regional First Round, Thursday, March 12, 1987 at Hoosier Dome (Indianapolis, Ind.)**

***First college basketball game played in the Hoosier Dome**

Xavier (70) - Kyle Taylor 1-3 1-2 3, Dexter Campbell 3-4 7-8 13, Tyrone Hill 3-6 0-0 6, Stan Kimbrough 6-14 1-3 14, Byron Larkin 6-20 16-20 29, J.D. Barnett 2-7 1-2 5, Bob Koester 0-0 0-0 0, **Totals: 21-54 26-35 70**

Missouri (69) - Derrick Chievious 6-11 4-6 16, Mike Sandbothe 3-6 2-3 8, Gary Leonard 1-2 0-0 2, Lee Coward 2-8 2-2 6, Lynn Hardy 9-22 0-0 21, Greg Church 3-3 2-3 8, Nathan Buntin 4-7 0-0 8, Bradd Sutton 0-0 0-0 0, Devon Rolf 0-0 0-0 0, Michael Ingram 0-0 0-0 0, **Totals: 28-59 10-14 69**

Halftime - Xavier 36, Missouri 32, Fouled Out - Sandbothe, Coward, Church, Rebounds - Xavier 44 (Hill 13, Larkin 10), Missouri 29 (Chievious 9, Church 6), Assists - Xavier 10 (Larkin 4, Barnett 3), Missouri 14 (Sandbothe 5, Coward 3), Turnovers - Xavier 14, Missouri 12, 3-Point FG - Xavier 2-9 (Taylor 0-2, Kimbrough 1-4, Larkin 1-3), Missouri 3-14 (Coward 0-4, Hardy 3-10), Total Fouls - Xavier 16, Missouri 24, Technical Fouls - None, A - 25,562

Game 5: Xavier (#13 seed) vs. Duke (#5 seed), 1987 NCAA Midwest Regional Second Round, Saturday, March 14, 1987 at Hoosier Dome (Indianapolis, Ind.)

Xavier (60) - Kyle Taylor 3-6 0-1 8, Dexter Campbell 4-6 2-2

10, Tyrone Hill 3-5 3-4 9, Stan Kimbrough 5-12 2-2 13, Byron Larkin 7-12 2-2 18, J.D. Barnett 1-4 0-0 2, Bob Koester 0-0 0-0 0, **Totals: 23-45 9-11 60**

Duke (65) - Danny Ferry 4-7 0-0 8, Billy King 1-3 3-7 5, John Smith 3-5 0-0 6, Tommy Amaker 8-12 2-2 20, Kevin Strickland 2-13 6-7 12, Martin Nessley 0-0 0-0 0, Robert Brickey 6-8 0-0 12, Quinn Snyder 0-0 0-0 0, Alaa Abdelnaby 1-2 0-0 2, **Totals: 25-50 11-16 65**

Halftime - Duke 36, Xavier 32, Fouled Out - Kimbrough, Rebounds - Xavier 26 (Campbell 6, Hill 6), Duke 25 (Strickland 9, Ferry 5), Assists - Xavier 12 (Taylor 6, Kimbrough 3, Larkin 3), Duke 15 (Strickland 9, King 4), Turnovers - Xavier 17, Duke 10, 3-Point FG - Xavier 5-8 (Taylor 2-4, Kimbrough 1-2, Larkin 2-2), Duke 4-14 (Ferry 0-1, Amaker 2-4, Strickland 2-9), Total Fouls - Xavier 19, Duke 16, Technical Fouls - None, A - 24,183

Game 6: Xavier (#11 seed) vs. Kansas (#6 seed), 1988 NCAA Midwest Regional First Round, Friday, March 18, 1988 at Devaney Center (Lincoln, Neb.)

Xavier (72) - J.D. Barnett 2-6 0-0 5, Tyrone Hill 1-5 2-4 4, Derek Strong 4-5 6-6 14, Byron Larkin 6-18 4-10 16, Stan Kimbrough 5-13 6-7 18, Jamal Walker 3-10 1-2 7, John Kennedy 0-1 0-0 0, Michael Davenport 0-0 0-0 0, Jerry Butler 1-2 0-0 2, Mike Ramey 0-0 0-0 0, Colin Parker 0-2 0-0 0, Dexter Campbell 2-2 2-2 6, Bob Koester 0-0 0-0 0, **Totals: 24-64 21-32 72**

Kansas (85) - Chris Piper 2-3 5-7 9, Milt Newton 9-14 3-4 21, Danny Manning 8-14 8-9 24, Kevin Pritchard 2-5 4-5 8, Jeff Guelndner 3-4 1-2 8, Clint Normore 0-3 0-1 0, Scooter Barry 1-2 3-4 5, Lincoln Minor 0-1 0-0 0, Mike Maddox 2-4 0-0 4, Keith Harris 2-3 2-2 6, Marvin Mattox 0-0 0-0 0, **Totals: 29-53 26-34 85**

Halftime - Kansas 48, Xavier 29, Fouled Out - Hill, Larkin, Walker, Rebounds - Xavier 30 (Strong 10, Hill 4), Kansas 50 (Newton 12, Manning 12), Assists - Xavier 13 (Kimbrough 4, Larkin 3, Walker 3), Kansas 22 (Piper 7, Barry 5), Turnovers - Xavier 16, Kansas 30, 3-Point FG - Xavier 3-14 (Barnett 1-3, Larkin 0-3, Kimbrough 2-6, Walker 0-2), Kansas 1-5 (Newton 0-2, Guelndner 1-1, Normore 0-2), Total Fouls - Xavier 32, Kansas 23, Technical Fouls - None, A - 14,425

Game 7: Xavier (#14 seed) vs. Michigan (#3 seed), 1989 NCAA Southeast Regional First Round, Friday, March 17, 1989 at The Omni (Atlanta, Ga.)

Xavier (87) - Colin Parker 0-1 0-0 0, Tyrone Hill 7-12 7-7 21, Derek Strong 8-12 2-3 18, Stan Kimbrough 5-16 1-2 13, Michael Davenport 6-13 3-4 15, Jamal Walker 6-9 3-5 16, Dave Minor 2-2 0-0 4, Sydney Raeford 0-0 0-0 0, **Totals: 34-65 16-21 87**

Michigan (92) - Glen Rice 9-22 0-0 23, Terry Mills 8-12 2-2 18, Loy Vaught 2-4 0-0 4, Mike Griffin 0-0 0-0 0, Rumeal Robinson 8-13 6-9 23, Mark Hughes 4-5 0-1 8, Sean Higgins 3-6 1-1 7, Demetrius Calip 3-5 3-3 9, **Totals: 37-67 12-16 92**

Halftime - Xavier 45, Michigan 42, Fouled Out - None, Rebounds - Xavier 30 (Strong 10, Hill 6), Michigan 33 (Hughes 10, Mills 6), Assists - Xavier 21 (Walker 9, Kimbrough 6), Michigan 18 (Robinson 8, Mills 5), Turnovers - Xavier 19, Michigan 17, 3-Point FG - Xavier 3-9 (Kimbrough



Tyrone Hill helped lead Xavier to its first-ever NCAA Tournament win with a 1987 victory over Missouri.



Derek Strong helped lead Xavier over Kansas State in the 1990 NCAA first round and Georgetown in the second round to reach XU's first-ever Sweet 16.

2-4, Davenport 0-4, Walker 1-1), Michigan 6-12 (Rice 5-9, Robinson 1-2, Higgins 0-1), Total Fouls - Xavier 19, Michigan 21, Technical Fouls - None, A - 12,349

Game 8: Xavier (#6 seed) vs. Kansas State (#11 seed), 1990 NCAA Midwest Regional First Round, Friday, March 16 at Indiana Hoosier Dome (Indianapolis, Ind.)

Kansas State (79) - Askia Jones 6-13 0-2 13, Lance Simmons 2-5 0-0 4, Tony Massop 1-5 0-0 2, Steve Henson 11-19 7-7 35, Jean Derouillere 4-13 4-7 12, Jeff Wires 0-0 0-0 0, Jeff Malham 0-0 0-0 0, Keith Amerson 1-1 0-0 2, Nick Weigal 0-0 0-0 0, Patrick Sams 0-0 0-0 0, Reggie Britt 2-3 0-0 4, Billy Ray Smith 0-1 3-4 3, Wylie Howard 0-1 0-0 0, John Rettiger 1-2 2-4 4, **Totals: 28-63 16-24 79**

Xavier (87) - Maurice Brantley 2-3 4-4 8, Tyrone Hill 6-12 17-18 29, Derek Strong 4-10 9-11 17, Jamal Walker 5-11 0-1 11, Jamie Gladden 5-9 2-2 12, Michael Davenport 1-4 5-7 8, Aaron Williams 1-2 0-0 2, **Totals: 24-51 37-43 87**

Halftime - Xavier 42, Kansas State 32, Fouled Out - Simmons, Rettiger, Rebounds - Kansas State 27 (Massop 6, Derouillere 5), Xavier 40 (Hill 14, Strong 11), Assists - Kansas State 9 (Derouillere 5, Henson 2), Xavier 10 (Walker 6, Gladden 1, Brantley 1, Strong 1, Davenport 1), Turnovers - Kansas State 6, Xavier 10, 3-Point FG - Kansas State 7-14 (Jones 1-1, Henson 6-11, Derouillere 0-1, Howard 0-1), Xavier 2-6 (Walker 1-3, Gladden 0-1, Davenport 1-2), Total Fouls - Kansas State 31, Xavier 19, Technical Fouls - None, A - 39,417

Game 9: Xavier (#6 seed) vs. Georgetown (#3 seed), 1990 NCAA Midwest Regional Second Round, Sunday, March 18 at Indiana Hoosier Dome (Indianapolis, Ind.)

Xavier (74) - Maurice Brantley 3-4 0-1 7, Tyrone Hill 5-9 3-3 13, Derek Strong 5-12 9-10 19, Jamal Walker 4-13 7-8 15, Jamie Gladden 6-10 1-2 13, Michael Davenport 2-6 0-0 5, Colin Parker 0-0 0-0 0, Dwayne Wilson 0-0 0-0 0, Aaron Williams 1-3 0-1 2, **Totals: 26-57 20-25 74**

Georgetown (71) - Anthony Allen 0-2 0-0 0, Alonzo Mourning 5-8 5-7 15, Dikembe Mutombo 4-7 1-3 9, Dwayne Bryant 3-9 0-0 6, Mark Tillmon 6-17 3-4 16, David Edwards 7-13 1-5 19, Michael Tate 1-2 0-0 2, Antoine Stoudamire 0-3 0-0 0, Sam Jefferson 2-4 0-1 4, **Totals: 28-65 10-20 71**

Halftime - Xavier 42, Georgetown 26, Fouled Out - Hill, Mourning, Rebounds - Xavier 40 (Strong 12, Hill 8), Georgetown 38 (Mutombo 12, Mourning 10), Assists - Xavier 15 (Walker 9, Davenport 2), Georgetown 10 (Bryant 3, Edwards 2, Stoudamire 2), Turnovers - Xavier 20, Georgetown 14, 3-Point FG - Xavier 2-10 (Brantley 1-1, Walker 0-4, Gladden 0-1, Davenport 1-4), Georgetown 5-19 (Bryant 0-3, Tillmon 0-5, Edwards 4-8, Stoudamire 0-3), Total Fouls - Xavier 21, Georgetown 18, Technical Fouls - Bryant (GU), A - 37,842

Game 10: Xavier (#6 seed) vs. Texas (#10 seed), 1990 Midwest Regional Semifinal, Thursday, March 22, 1990 at Reunion Arena (Dallas, Texas)

Texas (102) - Lance Blanks 9-21 10-11 28, Locksley Collie 3-8 3-6 9, Guillermo Myers 1-2 1-2 3, Joey Wright 9-12 6-8 26, Travis Mays 9-21 11-12 32, Hank Dudek 2-3 0-0 4, Benford Williams 0-1 0-0 0, Courtney Jeans 0-0 0-0 0, George Muller 0-0 0-0 0, Gerald Houston 0-0 0-0 0, Winn Shepard 0-0 0-0 0, **Totals: 33-68 31-39 102**

Xavier (89) - Maurice Brantley 5-6 2-3 12, Tyrone Hill 8-14



Brian Grant was a key part of NCAA Tournament wins over New Orleans (seen here) in 1993 and Nebraska in 1991.

6-9 22, Derek Strong 11-17 5-5 27, Jamal Walker 6-14 2-2 14, Jamie Gladden 2-7 0-2 4, Aaron Williams 1-1 2-3 4, Michael Davenport 1-7 0-0 2, Colin Parker 1-2 0-0 2, Bob Koester 0-0 0-0 0, Jerry Butler 1-1 0-0 2, Dwayne Wilson 0-0 0-0 0, Mark Poynter 0-0 0-0 0, Dave Minor 0-0 0-0 0, **Totals: 36-69 17-24 89**

Halftime - Xavier 53, Texas 41, Fouled Out - Blanks, Strong, Rebounds - Texas 38 (Collie 16, Myers 7), Xavier 37 (Hill 15, Strong 14), Assists - Texas 8 (Blanks, Wright 3), Xavier 14 (Hill 5, Strong 4), Turnovers - Texas 10, Xavier 16, 3-Point FG - Texas 5-18 (Blanks 0-7, Wright 2-2, Mays 3-9), Xavier 0-9 (Hill 0-1, Walker 0-2, Davenport 0-5, Parker 0-1), Total Fouls - Texas 23, Xavier 28, Technical Fouls - None, A - 16,413

Game 11: Xavier (#14 seed) vs. Nebraska (#3 seed), 1991 NCAA Midwest Regional First Round, Thursday, March 14, 1991 at the Hubert H. Humphrey Metrodome (Minneapolis, Minn.)

Xavier (89) - Michael Davenport 5-13 4-4 17, Aaron Williams 0-1 4-4 4, Brian Grant 3-6 9-12 15, Jamal Walker, 5-9 7-11 18, Jamie Gladden 9-15 0-0 20, Maurice Brantley 2-3 2-4 6, Dwayne Wilson 2-2 1-2 5, Erik Edwards 1-1 0-0 2, Colin Parker 0-0 2-3 2, **Totals: 27-50 29-40 89**

Nebraska (84) - Tony Farmer 5-9 5-8 15, Beau Reid 2-12 2-4 6, Rich King 11-17 2-7 25, Keith Moody 1-3 0-0 2, Clifford Scales 4-5 3-4 12, Carl Hayes 7-12 1-3 15, Dapreis Owens 0-1 0-0 0, Eric Piatowski 3-10 1-1 9, **Totals: 33-69 14-27 84**

Halftime - Xavier 45, Nebraska 42; Fouled Out - Williams (XU), Farmer (UN); Rebounds - Xavier 30 (Grant 10, J.Walker 3, Gladden 3), Nebraska 41 (King 12, Reid 7); Assists - Xavier 14 (J.Walker 8, Gladden 3), Nebraska 17 (King 4, Moody 3, Scales 3); Turnovers - Xavier 15, Nebraska 18; 3-Pt FG - Xavier 6-14 (Davenport 3-8, J.Walker 1-2, Gladden 2-3, Brantley 0-1), Nebraska 4-13 (Farmer 0-1, Reid 0-3, King 1-1, Scales 1-2, Piatowski 2-6); Total Fouls - Xavier 22, Nebraska 25; Technical Fouls - None; A - 25,348

Game 12: Xavier (#14 seed) vs. Connecticut (#11 seed), 1991 Midwest Regional Second Round, Saturday, March 16, 1991 at the Hubert H. Humphrey Metrodome (Minneapolis, Minn.)

Xavier (50) - Maurice Brantley 3-8 0-1 6, Michael Davenport 3-13 0-0 8, Erik Edwards 1-1 0-0 2, Jamie Gladden 3-11 0-1 7, Brian Grant 5-10 6-7 16, Colin Parker 2-7 0-0 5, Mark Poynter 1-1 0-0 2, Jamal Walker 0-3 0-0 0, Tyrice Walker 1-2 0-0 2, Aaron Williams 0-1 0-0 0, Eric Knop 0-0 0-0 0, DeWaun Rose 1-1 0-0 2, Dwayne Wilson 0-0 0-2 0, Walt Winston 0-0 0-0 0, **Totals: 20-58 6-11 50**

Connecticut (66) - Scott Burrell 3-6 2-3 9, Toraino Walker 1-4 0-2 2, Rod Sellers 5-6 8-11 18, Steve Pikiell 1-1 0-2 3, Chris Smith 7-14, 5-6 20, John Gwynn 4-12 0-0 8, Dan

Cyrulik 0-2 0-0 0, Lyman DePriest 3-4 0-0 6, Shawn Ellison 0-0 0-0 0, Gilad Katz 0-1 0-0 0, Marc Suhr 0-0 0-0 0, Oliver Macklin 0-0 0-0 0, **Totals: 24-50 15-24 66**

Halftime - Connecticut 36, Xavier 24; Fouled Out - Brantley (XU); Rebounds - Xavier 37 (Grant 12, Brantley 5), Connecticut 34 (Burrell 8, Sellers 7); Assists - Xavier 11 (Brantley 4, Davenport 3), Connecticut 10 (Smith 3, Burrell 2, Walker 2); Turnovers - Xavier 21, Connecticut 16; 3-Pt FG - Xavier 4-18 (Brantley 0-1, Davenport 2-9, Gladden 1-6, Parker 1-2), Connecticut 3-11 (Burrell 1-4, S.Pikiell 1-2, Smith 1-3, Gwynn 0-1, Katz 0-1); Total Fouls - Xavier 19, Connecticut 13, Technical Fouls - None, A - 28,114

Game 13: Xavier (#9 seed) vs. New Orleans (#8 seed), 1993 NCAA Midwest Regional First Round, Friday, March 19, 1993 at Hoosier Dome (Indianapolis, Ind.)

Xavier (73) - Michael Hawkins 0-3 5-6 5, Aaron Williams 9-13 2-2 20, Brian Grant 8-11 4-5 20, Steve Gentry 1-6 2-2 4, Jamie Gladden 4-13 7-10 17, Mark Poynter 0-0 0-0 0, Eric Knop 0-1 0-0 0, Chris Mack 0-0 0-0 0, Tyrice Walker 1-4 3-3 5, DeWaun Rose 0-0 0-0 0, Erik Edwards 0-0 0-0 0, Dwayne Wilson 0-0 0-0 0, Larry Sykes 1-3 0-0 2, **Totals: 24-54 23-28 73**

New Orleans (55) - Reggie Garrett 6-14 0-0 12, Melvin Simon 3-9 2-4 8, Ervin Johnson 7-11 7-8 21, Reni Mason 1-8 0-0 2, Gerald Williams 3-14 1-2 7, Tony Madison 1-11 0-0 3, Eric Matthews 0-2 0-0 0, Darren Laiche 0-0 0-0 0, Michael McDonald 1-1 0-0 2, Fred Hill 0-0 0-0 0, **Totals: 22-70 10-14 55**

Halftime - Xavier 32, New Orleans 32, Fouled Out - Williams (UNO), Rebounds - Xavier 43 (Grant 10, Williams 7, Hawkins 7), New Orleans 38 (Johnson 10, Simon 9), Assists - Xavier 11 (Hawkins 5, Gentry 3), New Orleans 10 (Mason 5, Simon 2), Turnovers - Xavier 14, New Orleans 11, 3-Point FG - Xavier 2-9 (Hawkins 0-2, Gentry 0-2, Gladden 2-5), New Orleans 1-14 (Garrett 0-1, Mason 0-1, Williams 0-2, Madison 1-9, Matthews 0-1), Total Fouls - Xavier 15, New Orleans 25, Technical Fouls - None, A - 38,387

Game 14: Xavier (#9 seed) vs. Indiana (#1 seed), 1993 NCAA Midwest Regional Second Round, Sunday, March 21, 1993 at Hoosier Dome (Indianapolis, Ind.)

Xavier (70) - Michael Hawkins 6-12 0-0 16, Aaron Williams 6-13 5-8 17, Brian Grant 5-13 1-2 11, Steve Gentry 1-5 0-0 2, Jamie Gladden 6-16 3-4 18, Mark Poynter 1-1 0-0 2, Chris Mack 0-0 0-0 0, Tyrice Walker 2-4 0-0 4, Erik Edwards 0-0 0-0 0, Larry Sykes 0-0 0-0 0, **Totals: 27-64 9-14 70**

Indiana (73) - Brian Evans 0-2 0-0 0, Calbert Cheaney 8-17 7-9 23, Matt Nover 3-5 0-0 6, Greg Graham 7-9 3-3 19, Damon Bailey 2-8 7-10 11, Chris Reynolds 1-3 0-3 2, Todd Leary 1-3 0-0 2, Pat Graham 4-5 1-1 10, Alan Henderson 0-2 0-0 0, **Totals: 26-54 18-26 73**

Halftime - Xavier 31, Indiana 35, Fouled Out - Gentry, Rebounds - Xavier 39 (Grant 16, Williams 10), Indiana 32 (Cheaney 8, Nover 8), Assists - Xavier 11 (Gladden 3, Hawkins 2, Williams 2, Grant 2, Gentry 2), Indiana 14 (Reynolds 4, G. Graham 3, Bailey 3, Turnovers - Xavier 9, Indiana 7, 3-Point FG - Xavier 7-17 (Hawkins 4-8, Gladden 3-9), Indiana 3-10 (Evans 0-1, Cheaney 0-1, G. Graham 2-3, Bailey 0-2, Leary 0-2, P. Graham 1-1), Total Fouls - Xavier 23, Indiana 13, Technical Fouls - None, A - 37,411

Game 15: Xavier (#11 seed) vs. Georgetown (#6 seed), 1995 NCAA Southeast Regional First Round, Friday, March 17, 1995 at Tallahassee/Leon Co. Civic Center (Tallahassee, Fla.)

Xavier (63) - T.J. Johnson 1-3 4-9 6, Tyson Brit 1-7 3-3 5, Larry Sykes 2-8 1-2 5, Michael Hawkins 5-14 8-10 20, Jeff Massey 9-19 1-4 21, Andre Smith 3-3 0-0 6, Sherwin Anderson 0-0 0-0 0, Ken Harvey 0-0 0-0 0, Mark Smydra 0-0 0-0 0, **Totals: 21-54 17-28 63**

Georgetown (68) - Jerome Williams 6-12 1-3 13, Don Reid 2-3 0-0 4, Othella Harrington 7-9 1-2 15, Allen Iverson 6-16 2-6 16, John Jacques 1-6 2-2 4, Eric Myles 4-6 0-0 12, Irvin Church 1-2 0-0 2, Boubacar Aw 0-2 0-0 0, Jerry Nichols 0-2 0-0 0, Kevin Millen 1-2 0-0 2, Jahidi White 0-0 0-0 0, **Totals: 28-60 6-13 68**

Halftime - Xavier 36, Georgetown 39, Fouled Out - Reid, Harrington, Rebounds - Xavier 35 (Sykes 12, Johnson 10), Georgetown 36 (Williams 13, Harrington 11), Assists - Xavier 8 (Hawkins 4, Massey 2), Georgetown 8 (Iverson 2, Jacques 2, Myles 2), Turnovers - Xavier 14, Georgetown 16, 3-Point FG - Xavier 4-20 (Brit 0-1, Hawkins 2-9, Massey 2-10), Georgetown 6-20 (Williams 0-1, Iverson 2-7, Jacques 0-3, Myles 4-6, Church 0-1, Nichols 0-1, Millen 0-1), Total Fouls - Xavier 17, Georgetown 23, Technical Fouls - None, A - 7,875

Game 16: Xavier (#7 seed) vs. Vanderbilt (#10 seed), 1997 Midwest Regional First Round, Thursday, March 13

at The Palace of Auburn Hills (Auburn Hills, Mich.)

Vanderbilt (68) - Billy DiSpaltro 2-4 1-2 5, Pax Whitehead 2-11 4-6 8, Austin Bates 9-16 3-6 21, Howard Pride 0-1 1-2 1, Drew Maddux 6-15 0-0 16, James Strong 0-0 0-0 0, Atiba Prater 4-5 0-1 11, Dan Langhi 2-3 1-2 6, **Totals: 25-55 10-19 68**

Xavier (80) - T. J. Johnson 2-5 0-1 4, Darnell Williams 6-15 4-5 16, Torraye Braggs 4-9 1-2 9, Lenny Brown 6-12 0-0 13, Gary Lumpkin 6-13 2-2 16, Sherwin Anderson 0-0 0-0 0, James Posey 7-10 8-8 22, **Totals: 31-64 15-18 80**

Halftime - Vanderbilt 33, Xavier 38, Fouled Out - DiSpaltro, Braggs, Rebounds - Vanderbilt 32 (Bates 7, Whitehead 6), Xavier 38 (Johnson 9, Posey 8), Assists - Vanderbilt 13 (Prater 6), Xavier 17 (Williams 5, Johnson 4), Turnovers - Vanderbilt 21, Xavier 16, 3-Point FG - Vanderbilt 8-21 (Whitehead 0-5, Pride 0-1, Maddux 4-11, Prater 3-3, Langhi 1-1), Xavier 3-13 (Williams 0-1, Brown 1-4, Lumpkin 2-6, Posey 0-2), Total Fouls - Vanderbilt 18, Xavier 18, Technical Fouls - None, A - 21, 020

Game 17: Xavier (#7 seed) vs. UCLA (#2 seed), 1997 Midwest Regional Second Round, Saturday, March 15 at The Palace of Auburn Hills (Auburn Hills, Mich.)

Xavier (83) - T. J. Johnson 1-4 5-5 7, Darnell Williams 7-16 2-2 16, Torraye Braggs 4-6 7-8 15, Lenny Brown 5-17 3-3 15, Gary Lumpkin 2-12 0-0 5, Pat Kelsey 0-0 0-0 0, Nate Turner 0-0 1-2 1, Sherwin Anderson 2-3 1-2 5, Ken Harvey 1-1 0-0 2, Leo Murray 0-0 0-0 0, Terrance Payne 1-3 1-3 3, Jim Kromer 0-0 0-0 0, James Posey 7-8 0-0 14, **Totals: 30-70 20-25 83**

UCLA (96) - Charles O'Bannon 10-13 5-7 28, J. R. Henderson 9-12 3-4 22, Jelani McCoy 5-6 0-0 10, Cameron Dollar 1-7 7-9 9, Toby Bailey 2-6 6-6 10, Harold Sylvester 0-0 0-0 0, Brandon Loyd 1-3 4-4 7, Matt Harbour 0-0 0-0 0, Vince McGautha 0-1 0-0 0, Bob Myers 0-0 0-0 0, Sean Farnham 0-0 0-0 0, Dave Parker 0-0 0-0 0, Kris Johnson 4-8 0-0 10, **Totals: 32-56 25-30 96**

Halftime - Xavier 40, UCLA 45, Fouled Out - Braggs, Posey, Rebounds - Xavier 33 (Braggs 10, Posey 6), UCLA 37 (Henderson 9, Dollar 6), Assists - Xavier 8 (Braggs 2, Anderson 2, Posey 2), UCLA 23 (Dollar 8, Bailey 8), Turnovers - Xavier 16, UCLA 21, 3-Point FG - Xavier 3-21 (Williams 0-3, Brown 2-8, Lumpkin 1-9, Anderson 0-1), UCLA 7-14 (O'Bannon 3-4, Henderson 1-1, Dollar 0-1, Bailey 0-1, Loyd 1-3, Johnson 2-4), Total Fouls - Xavier 24, UCLA 22, Technical Fouls - Johnson (XU), Johnson(UCLA), Posey (XU), A - 21,020

Game 18: Xavier (#6 seed) vs. Washington (#11 seed), 1998 NCAA Tournament East Regional First Round, Thursday, March 12 at the MCI Center (Washington, D.C.)

Washington (69) - Deon Lutton 7-17 0-3 17, Thalo Green 3-6 1-2 7, Todd MacCulloch 8-11 0-2 16, Jan Wooten 1-1 0-0 2, Donald Watts 4-8 9-14 17, Dan Dickau 2-4 0-0 6, Chris Thompson 0-0 0-0 0, Patrick Fernerling 0-1 0-0 0, Mi-



Aaron Williams was a big part of three NCAA Tournament teams, including the one that almost beat No. 1 seed IU in 1993 in Indianapolis.

chael Johnson 0-0 0-0 0, Chris Walcott 2-2 0-0 4, **Totals: 27-50 10-21 69**

Xavier (68) - T.J. Johnson 0-4 0-0 0, Darnell Williams 6-11 5-7 17, Torraye Braggs 5-10 2-2 12, Lenny Brown 4-11 2-2 10, Gary Lumpkin 3-11 4-5 12, Maurice McAfee 0-3 0-0 0, Terrance Payne 0-2 0-0 0, James Posey 5-9 7-8 17, **Totals: 23-61 20-24 68**

Halftime - Washington 38, Xavier 30, Fouled Out - Braggs, Brown, Rebounds - Washington 37 (MacCulloch 8, Wooten 6), Xavier 34 (Braggs 10, Posey 8), Assists - Washington 12 (Green 4, Luton 2, Watts 2, Femerling 2), Xavier 15 (Lumpkin 6, Brown 4), Turnovers - Washington 26, Xavier 17, 3-Point FG - Washington 5-11 (Luton 3, Brown 0-2, Dickau 2-3), Xavier 2-3 (Williams 1, Coleman 0-3), Lumpkin 2-6, McAfee 0-1, Posey 0-1), Totals Fouls - Washington 20, Xavier 22, Technical Fouls - None, A - 19,288

Game 19: Xavier (#11 seed) vs. Notre Dame (#6 seed), 2001 NCAA Tournament Midwest Regional First Round, Friday, March 16 at Kemper Arena (Kansas City, Mo.)

Xavier (71) - Kevin Frey 3-8 0-0 6, David West 8-14 3-4 19, Lloyd Price 5-9 3-6 13, Romain Sato 2-8 0-2 6, Maurice McAfee 4-11 1-1 9, Lionel Chalmers 5-14 3-4 14, Dave Young 1-6 0-0 2, Brandon McIntosh 0-0 0-0 0, Alvin Brown 0-0 0-0 0, Marcus Mason 0-0 0-0 0, Reggie Butler 1-2 0-0 2, **Totals: 29-72 10-17 71**

Notre Dame (83) - Troy Murphy 6-17 6-6 19, Ryan Humphrey 6-8 3-8 15, David Graves 7-7 4-6 20, Matt Carroll 9-11 1-2 21, Martin Ingelsby 2-3 2-2 6, Torrian Jones 0-2 0-0 0, Harold Swanagan 1-1 0-0 2, **Totals: 31-49 16-24 83**

Halftime - Xavier 26, Notre Dame 40, Fouled Out - Young (XU), Rebounds - Xavier 37 (West 8, Sato 8), Notre Dame 31 (Murphy 8, Humphrey 6, Carroll 6), Assists - Xavier 8 (McAfee 3, five others 1), Notre Dame 19 (Ingelsby 9, Murphy 3, Humphrey 3), Turnovers - Xavier 14, Notre Dame 17, 3-Point FG - Xavier 3-20 (Frey 0-1, Price 0-1, Sato 2-7, McAfee 0-3, Chalmers 1-6, Young 0-2), Notre Dame 5-12 (Murphy 1-5, Graves 2-2, Carroll 2-3, Ingelsby 0-1, Jones 0-1), Total Fouls - Xavier 23, Notre Dame 16, Technical Fouls - Murphy (ND), A - 14,750

Game 20: Xavier (#7 seed) vs. Hawaii (#10 seed), 2002 NCAA Tournament West Regional First Round, Friday, March 15 at American Airlines Center (Dallas, Texas)

Hawaii (58) - Phil Martin 5-12 1-2 11, Carl English 4-15 0-1 9, Haim Shimonovich 0-3 0-0 0, Predrag Savovic 10-21 2-2 26, Mark Campbell 1-1 1-1 3, Mike McIntyre 3-7 0-0 9, Lance Takaki 0-0 0-0 0, Mindaugas Burneika 0-5 0-0 0, Ryne Holliday 0-0 0-0 0, Paul Jesinskis 0-0 0-0 0, Nkeruwem Akpan 0-0 0-0 0, **Totals: 23-64 4-6 58**

Xavier (70) - Kevin Frey 3-8 4-4 10, Dave Young 1-3 0-0 2, David West 4-10 5-6 13, Lionel Chalmers 4-13 7-8 15, Romain Sato 6-13 3-4 18, Jaison Williams 0-0 0-0 0, Anthony Coleman 0-0 0-0 0, Alvin Brown 4-4 2-2 10, Keith Jackson 1-3 0-0 2, **Totals: 23-54 21-24 70**

Halftime - Hawaii 40, Xavier 33, Fouled Out - Shimonovich (UH), Rebounds - Hawaii 35 (Martin 9, English 9), Xavier 40 (West 11, Sato 10), Assists - Hawaii 10 (Savovic 3, Burneika 3), Xavier 8 (Chalmers 6, Sato 1, Coleman 1), Turnovers - Hawaii 16, Xavier 14, 3-Point FG - Hawaii 8-24



Torraye Braggs played a key role on two NCAA Tournament teams, 1997 and 1998, in two seasons as a Musketeer.

(English 1-5, Savovic 4-9, McIntyre 3-7, Burneika 0-3), Xavier 3-15 (Frey 0-2, West 0-1, Chalmers 0-4, Sato 3-8), Total Fouls - Hawaii 21, Xavier 13, Technical Fouls - None, A - 19,951

Game 21: Xavier (#7 seed) vs. Oklahoma (#2 seed), 2002 NCAA Tournament West Regional Second Round, Sunday, March 17 at American Airlines Center (Dallas, Texas)

Xavier (65) - Kevin Frey 1-1 0-1 2, Dave Young 0-1 2-2 2, David West 7-14 3-6 18, Lionel Chalmers 1-12 4-4 6, Romain Sato 9-17 5-8 28, Jaison Williams 1-2 0-0 3, Anthony Coleman 1-2 0-0 2, Alvin Brown 1-2 1-2 4, Keith Jackson 0-1 0-0 0, **Totals: 21-52 15-23 65**

Oklahoma (78) - Ebi Ere 7-14 4-4 20, Aaron McGhee 8-16 8-9 25, Jabahri Brown 2-3 0-0 4, Quannas White 2-5 4-5 9, Hollis Price 4-10 4-4 12, Jason Detrick 0-3 3-4 3, Daryan Selvy 2-5 1-2 5, **Totals: 25-56 24-28 78**

Halftime - Xavier 36, Oklahoma 40, Fouled Out - None, Rebounds - Xavier 38 (West 8, Sato 8), Oklahoma 31 (Selvy 9, Ere 7), Assists - Xavier 11 (West 3, Sato 3), Oklahoma 12 (White 6, Price 3), Turnovers - Xavier 17, Oklahoma 6, 3-Point FG - Xavier 8-19 (West 1-3, Chalmers 0-3, Sato 5-10, Williams 1-1, Coleman 0-1, Brown 1-1), Oklahoma 4-12 (Ere 2-5, McGhee 1-3, White 1-1, Price 0-1, Detrick 0-2), Total Fouls - Xavier 19, Oklahoma 19, Technical Fouls - None, A - 19,951

Game 22: Xavier (#3 seed) vs. Troy State (#14 seed), 2003 NCAA Tournament South Regional First Round, Friday, March 21 at Gaylord Entertainment Center (Nashville, Tenn.)

Troy State (59) - Marcus Milhouse 3-6 0-0 9, Lacedrick Pettway 0-2 0-0 0, Rob Lewin 4-10 0-2 8, Greg Davis 8-20 0-0 20, Ben Fletcher 2-10 0-0 5, Eddie Baker 2-5 0-0 4, Herbert Evans 1-5 1-2 4, Jacob Hazouri 0-0 0-0 0, Lovelle Craig 1-3 1-2 3, Kendrick Johnson 2-4 0-0 6, **Totals: 23-65 2-6 59**

Xavier (71) - Dedrick Finn 0-5 2-4 2, David West 5-9 2-2 12, Anthony Myles 2-10 3-4 7, Lionel Chalmers 6-13 3-4 20, Romain Sato 7-18 3-4 18, Keith Jackson 4-7 0-0 8, Will Caudle 2-2 0-0 4, **Totals: 26-64 13-18 71**

Halftime - Troy State 22, Xavier 37, Fouled Out - None, Rebounds - Troy State 33 (Lewin 9, Fletcher 6), Xavier 47 (Myles 11, Sato 11), Assists - Troy State 13 (Davis 4, Evans 4), Xavier 19 (Chalmers 7, Sato 7), Turnovers - Troy State 9, Xavier 10, 3-Point FG - Troy State 11-29 (3-6, Pettway 0-2, Lewin 0-1, Davis 4-9, Fletcher 1-6, Baker 0-2, Evans 1-1, Johnson 2-2), Xavier 6-20 (Finn 0-3, Chalmers 5-9, Sato 1-8), Total Fouls - Troy State 19, Xavier 11, Technical Fouls - None, A - 17,484

Game 23: Xavier (#3 seed) vs. Maryland (#6 seed), 2003 NCAA Tournament South Regional Second Round, Sunday, March 23 at Gaylord Entertainment Center (Nashville, Tenn.)

Maryland (77) - Nik Caner-Medley 3-5 0-0 6, Tahj Holden 1-8 3-4 5, Ryan Randle 8-12 1-1 17, Drew Nicholas 6-16 3-4 17,

Steve Blake 3-7 2-2 9, Jamar Smith 6-6 0-0 12, Andre Collins 0-0 0-0 0, Travis Garrison 2-3 1-2 5, Calvin McCall 0-0 0-0 0, John Gilchrist 1-1 4-4 6, **Totals: 30-58 14-17 77**

Xavier (64) - Romain Sato 4-14 6-8 17, David West 6-17 10-14 22, Anthony Myles 4-9 0-0 8, Lionel Chalmers 4-9 1-2 12, Dedrick Finn 2-4 0-0 5, Keith Jackson 0-2 0-0 0, Will Caudle 0-2 0-0 0, **Totals: 20-57 17-24 64**

Halftime - Maryland 45, Xavier 28, Fouled Out - None, Rebounds - Maryland 39 (Nicholas 8, Blake 7), Xavier 28 (West 9, Chalmers 4), Assists - Maryland 19 (Blake 9, Nicholas 5), Xavier 12 (Finn 5, Sato 3, West 3), Turnovers - Maryland 8, Xavier 7, 3-Point FG - Maryland 3-13 (Caner-Medley 0-1, Holden 0-3, Nicholas 2-5, Blake 1-4), Xavier 7-18 (Sato 3-8, Chalmers 3-7, Finn 1-3), Total Fouls - Maryland 21, Xavier 16, Technical Fouls - None, A - 17,484

Game 24: Xavier (#7 seed) vs. Louisville (#10 seed), 2004 NCAA Tournament Atlanta Regional First Round, Friday, March 19 at TD Waterhouse Centre (Orlando, Fla.)

Louisville (70) - Kendall Dartz 0-3 2-2 2, Taquan Dean 6-12 1-1 19, Alhaji Mohammed 1-6 0-0 2, Luke Whitehead 6-14 2-2 15, Francisco Garcia 5-11 5-7 15, Brandon Jenkins 1-1 0-1 3, Grad Gianiny 0-0 0-0 0, Nate Daniels 1-5 0-0 3, Larry O'Bannon 2-6 0-0 5, Otis George 3-5 0-0 6, **Totals: 25-63 10-13 70**

Xavier (80) - Lionel Chalmers 8-13 7-9 25, Justin Cage 0-0 0-0 0, Romain Sato 5-11 9-10 24, Justin Doellman 0-3 2-2 2, Anthony Myles 7-14 1-1 15, Dedrick Finn 2-3 5-5 11, Brandon Cole 1-2 1-2 3, **Totals: 23-46 25-29 80**

Halftime - Louisville 42, Xavier 31, Fouled Out - Dean (UL), Garcia (UL), Rebounds - Louisville 26 (George 6,



David West, 2003 National Player of the Year, led number three seed Xavier in the 2003 NCAA Tournament.

Mohammed 4, Whitehead 4), Xavier 39 (Myles 11, Sato 8), Assists - Louisville 18 (Garcia 7, O'Bannon 4), Xavier 15 (Chalmers 6, Finn 6), Turnovers - Louisville 10, Xavier 15, 3-Point FG - Louisville 10-32 (Dartez 0-1, Dean 6-11, Mohammed 0-3, Whitehead 1-3, Garcia 0-4, Jenkins 1-1, Daniels 1-4, O'Bannon 1-5), Xavier 9-18 (Chalmers 2-6, Sato 5-8, Doellman 0-2, Finn 2-2), Total Fouls - Louisville 23, Xavier 13, Technical Fouls - Xavier bench, A - 15,961

Game 25: Xavier (#7 seed) vs. Mississippi State (#2 seed), 2004 NCAA Tournament Atlanta Regional Second Round, Sunday, March 21 at TD Waterhouse Centre (Orlando, Fla.)

Xavier (89) - Justin Cage 1-3 1-1 3, Justin Doellman 5-10 1-1 13, Anthony Myles 3-7 2-4 8, Lionel Chalmers 11-13 5-6 31, Romain Sato 4-10 2-2 12, Dedrick Finn 6-9 5-9 22, Keith Jackson 0-0 0-0 0, Keenan Christiansen 0-0 0-0 0, Brandon Cole 0-3 0-0 0, Will Caudle 0-0 0-0 0, Tom Compton 0-0 0-0 0, **Totals: 30-55 16-23 89**

Mississippi State (74) - Lawrence Roberts 4-11 2-4 11, Shane Power 6-11 1-2 16, Brandon Vincent 4-10 3-6 11, Timmy Bowers 6-14 1-2 15, Winsome Fraiser 3-13 3-4 12, Gary Ervin 3-8 3-3 9, Dennis Buse 0-0 0-0 0, Dietrich Slater 0-0 0-0 0, Piotr Stelmach 0-2 0-0 0, Marcus Campbell 0-3 0-0 0, **Totals: 26-72 13-21 74**

Halftime - Xavier 34, Mississippi State 33, Fouled Out - Vincent (MS), Rebounds - Xavier 38 (Myles 14, Doellman 8), Mississippi State 40 (Vincent 12, Fraiser 9), Assists - Xavier 14 (Finn 3, Doellman 3), Mississippi State 14 (Bowers 5, Ervin 5), Turnovers - Xavier 13, Mississippi State 8, 3-Point FG - Xavier 13-19 (Cage 0-1, Doellman 2-4, Chalmers 4-4, Sato 2-3, Finn 5-7), Mississippi State 9-26 (Roberts 1-2, Power 3-6, Bowers 2-7, Fraiser 3-9, Ervin 0-1, Stelmach 0-1), Total Fouls - Xavier 14, Mississippi State 21, Technical Fouls - None, A - 15,640

Game 26: Xavier (#7 seed) vs. Texas (#3 seed), 2004 NCAA Tourn. Atlanta Regional Semifinal, Friday, March 26 at Georgia Dome (Atlanta, Ga.)

Xavier (79) - Justin Cage 2-2 1-1 5, Justin Doellman 4-9 1-1 10, Anthony Myles 4-10 1-5 9, Lionel Chalmers 4-15 4-5 14, Romain Sato 5-13 14-17 27, Dedrick Finn 3-7 3-4 11, Keith Jackson 1-1 0-0 2, Brandon Cole 0-1 1-2 1, **Totals: 23-58 25-35 79**

Texas (71) - Brad Buckman 3-6 1-2 7, Jason Klotz 1-10 0-0 2, Brandon Mouton 9-15 3-3 21, Kenton Paulino 1-3 3-4 6, Royal Ivey 2-6 5-6 9, James Thomas 0-1 0-0 0, P.J. Tucker 4-10 2-2 10, Edgar Moreno 0-0 0-0 0, Kenny Taylor 0-1 0-0 0, Sydmill Harris 2-3 0-0 5, Brian Boddicker 4-7 0-0 11, **Totals: 26-62 12-17 71**

Halftime - Xavier 44, Texas 41, Fouled Out - Cage (XU), Mouton (UT), Rebounds - Xavier 39 (Chalmers 7, Myles 7), Texas 35 (Tucker 10, Klotz 8), Assists - Xavier 13 (Chalmers 6, Cole 2), Texas 12 (Ivey 6, Paulino 2), Turnovers - Xavier 7, Texas 8, 3-Point FG - Xavier 8-25 (Doellman 1-3, Chalmers 2-8, Sato 3-9, Finn 2-5), Texas 7-16 (Mouton 2-4, Paulino 1-3, Ivey 0-1, Taylor 0-1, Harris 1-2, Boddicker 3-5), Total Fouls - Xavier 20, Texas 27, Technical Fouls - Texas Bench (2), A - 24,533



Then-freshman Derrick Brown grabbed 16 rebounds in the 2007 NCAA Tournament First Round win over BYU. The 16 rebounds equals the most by any XU player in an NCAA Tournament game.

Game 27: Xavier (#7 seed) vs. Duke (#1 seed), 2004 NCAA Tournament Atlanta Regional Final, Sunday, March 28 at Georgia Dome (Atlanta, Ga.)

Xavier (63) – Justin Cage 2-4 1-2 5, Justin Doellman 2-9 0-0 5, Anthony Myles 7-11 2-4 16, Lionel Chalmers 6-16 4-4 17, Romain Sato 2-10 6-9 10, Dedrick Finn 2-8 2-2 7, Brandon Cole 1-5 1-2 3, **Totals 22-63 16-23 63**

Duke (66) – Luol Deng 7-13 3-5 19, Shelden Williams 3-5 6-7 12, J.J. Redick 4-14 2-2 13, Daniel Ewing 4-11 2-2 13, Chris Duhon 2-8 2-2 6, Nick Horvath 0-0 0-0 0, Sean Dockery 0-1 0-0 0, Shavlik Randolph 1-2 1-2 3, **Totals 21-54 16-20 66**

Halftime – Xavier 30, Duke 28, Fouled Out – Myles (XU), Randolph (DU), Rebounds – Xavier 40 (Sato 11, Myles 10), Duke 39 (Williams 13, Deng 7, Redick 7), Assists – Xavier 8 (Sato 4, Finn 2), Duke 15 (Duhon 5, Deng 3, Ewing 3), Turnovers – Xavier 10, Duke 11, 3-Point FG – Xavier 3-15 (Doellman 1-3, Chalmers 1-5, Sato 0-3, Finn 1-4), Duke 8-20 (Deng 2-4, Redick 3-9, Ewing 3-6, Duhon 0-1), Total Fouls – Xavier 21, Duke 23, Technical Fouls – None, A – 24, 711

Game 28: Xavier (#14 seed) vs. Gonzaga (#3 seed), 2006 NCAA Tournament Oakland Regional First Round, Thursday, March 16 at Jon M. Huntsman Center (Salt Lake City, Utah)

Xavier (75) – Josh Duncan 2-7 6-8 11, Justin Cage 4-6 7-8 16, Justin Doellman 4-11 0-0 10, Johnny Wolf 4-7 0-2 10, Stanley Burrell 6-15 6-6 22, B.J. Raymond 1-4 0-0 2, Brandon Cole 0-1 2-5 2, Will Caudle 0-0 2-4 2, **Totals 21-51 23-33 75**

Gonzaga (79) – Adam Morrison 11-21 9-11 35, Sean Mallon 2-4 0-0 4, J.P. Batista 5-7 8-8 18, P. Altidor-Cespedes 0-1 0-0 0, Derek Raivio 3-7 0-0 7, Jeremy Pargo 0-0 1-2 1, Larry Gurganious 0-1 0-0 0, Erroll Knight 3-5 0-0 7, David Pendergraft 1-2 2-4 4, Josh Heytvelt 1-2 1-2 3, **Totals 26-50 21-27 79**

Halftime – Xavier 39, Gonzaga 36, Fouled Out – Mallon (GU), Raivio (GU), Rebounds – Xavier 31 (Cole 7, Cage 5, Doellman 5), Gonzaga 33 (Batista 8, Knight 6), Assists – Xavier 14 (Burrell 5, Wolf 3), Gonzaga 11 (Morrison 4, Raivio 2), Turnovers – Xavier 8 (Duncan 3, Cole 2), Gonzaga 10 (Morrison 3, Batista 3), 3-Point FG – Xavier 10-28 (Duncan 1-4, Cage 1-2, Doellman 2-6, Wolf 2-5, Burrell 4-8, Raymond 0-3), Gonzaga 6-12 (Morrison 4-8, Altidor-Cespedes 0-1, Raivio 1-2, Knight 1-1), Total Fouls – Xavier 20, Gonzaga 25, Technical Fouls – None, A – 15, 122

Game 29: Xavier (#9 seed) vs. Brigham Young (#8 seed), 2007 NCAA Tournament San Antonio Regional First Round, Thursday, March 15 at Rupp Arena (Lexington, Ky.)

Xavier (79) – Justin Cage 1-3 6-8 8, Justin Doellman 8-17 4-4 23, Brandon Cole 3-6 2-2 8, Drew Lavender 5-12 5-6 17, Stanley Burrell 0-4 0-2 0, Josh Duncan 1-4 4-4 6, Derrick Brown 3-4 2-3 8, B.J. Raymond 3-5 0-0 9, Johnny Wolf 0-1 0-0 0, **Totals 24-56 23-29 79**

Brigham Young (77) – Keena Young 10-23 4-4 24, Trent Plaisted 3-8 3-5 9, Austin Ainge 4-14 2-12, Jimmy Balderson 4-7 1-1 10, Lee Cummard 2-4 0-1 5, Mike Rose 5-7 0-0

15, Vuk Ivanovic 0-0 0-0 0, Sam Burgess 1-2 0-0 2, Ben Murdock 0-0 0-0 0, Jonathan Tavernari 0-2 0-0 0, **Totals: 29-67 10-13 77**

Halftime – Xavier 32, BYU 38, Fouled Out – None, Rebounds – Xavier 37 (Brown 16, Cole 7), BYU 36 (Young 10, Plaisted and Burgess 5), Assists – Xavier 12 (Lavender 5, Burrell 3), BYU 10 (Young 4, Ainge 3), Turnovers – Xavier 10, BYU 10, 3-Point FG – Xavier 8-17 (Raymond 3-4, Doellman 3-6, Lavender 2-3, Burrell 0-2, Duncan 0-2), BYU 9-19 (Rose 5-6, Ainge 2-7, Balderson 1-3, Cummard 1-3), Total Fouls – Xavier 19, BYU 23, Technical Fouls – None, A – 20, 752

Game 30: Xavier (#9 seed) vs. Ohio State (#1 seed), 2007 NCAA Tournament San Antonio Regional Second Round, Saturday, March 17 at Rupp Arena (Lexington, Ky.)

Xavier (71) – Justin Cage 8-8 6-8 25, Justin Doellman 6-13 0-0 13, Brandon Cole 2-6 2-3 6, Drew Lavender 2-13 0-0 5, Stanley Burrell 1-7 1-3 3, Josh Duncan 4-9 0-0 11, Derrick Brown 1-1 2-2 4, B.J. Raymond 1-3 0-0 2, Johnny Wolf 1-1 0-0 2, Jason Love 0-0 0-0 0, **Totals: 26-61 11-16 71**

Ohio State (78) – Ivan Harris 0-2 0-0 0, Greg Oden 5-12 4-7 14, Mike Conley 7-15 6-6 21, Ron Lewis 8-13 7-7 27, Jamar Butler 5-10 0-0 13, David Lighty 0-1 0-0 0, Daequan Cook 1-7 0-0 3, Matt Terwilliger 0-1 0-0 0, Othello Hunter 0-2 0-0 0, **Totals: 26-63 17-20 78**

Halftime – Xavier 25, OSU 29, End of Regulation – Xavier 62, OSU 62, Fouled Out – Oden (OSU), Rebounds – Xavier 28 (Doellman 7, Cage 6), OSU 45 (Oden 12, Lewis 8), Assists – Xavier 13 (Lavender 8, Doellman and Burrell 2), OSU 10 (Conley 4, Lewis and Butler 2), Turnovers – Xavier 9, OSU 14, 3-Point FG – Xavier 8-23 (Cage 3-3, Duncan 3-6, Doellman 1-5, Lavender 1-6, Burrell 0-1, Raymond 0-2), OSU 9-21 (Lewis 4-5, Butler 3-7, Conley 1-3, Cook 1-4, Harris 0-2), Total Fouls – Xavier 21, OSU 19, Technical Fouls – None, A – 20, 882

Game 31: Xavier (#3 seed) vs. Georgia (#14 seed), 2008 NCAA Tourn. First Round, Thursday, March 20 at Verizon Center (Washington, D.C.)

Georgia (61) – Billy Humphrey 5-9 0-0 12, Albert Jackson 1-6 2-2 4, Dave Bliss 3-4 0-0 6, Sundiata Gaines 6-14 0-0 13, Terrance Woodbury 6-12 1-2 16, Zac Swanson 0-1 0-0 0, Troy Brewer 0-1 0-0 0, Corey Butler 0-2 0-1 0, Jeremy Price 5-7 0-0 10, **Totals: 26-56 3-5 61**

Xavier (73) – Josh Duncan 4-9 11-14 20, Derrick Brown 7-9 4-5 19, C.J. Anderson 0-3 6-6 6, Drew Lavender 5-12 2-2 13, Stanley Burrell 0-3 3-4 3, B.J. Raymond 3-9 0-0 8, Dante Jackson 1-1 0-0 3, Jason Love 0-1 1-2 1, **Totals: 20-47 27-33 73**

Halftime – Georgia 35, Xavier 26, Fouled Out – Bliss (Georgia), Rebounds – Georgia 31 (Woodbury 7, Jackson 6), Xavier 29 (Brown 11, Duncan 8), Assists – Georgia 10 (Gaines 6, Humphrey 2), Xavier 11 (Burrell 5, Anderson 2, Lavender 2), 3-Point FG – Georgia 6-18 (Woodbury 3-8, Humphrey 2-5, Gaines 1-3, Butler 0-1, Brewer 0-1), Xavier 6-18 (Raymond 2-6, Lavender 1-3, Brown 1-1, Duncan 1-5, Jackson 1-1, Burrell 0-2), Total Fouls – Georgia 22, Xavier 12, Technical Fouls – None, A – 18, 400

Game 32: Xavier (#3 seed) vs. Purdue (#6 seed), 2008 NCAA Tourn. Second Round, Sat., March 22 at Verizon Center (Washington, D.C.)

Purdue (78) – Chris Kramer 3-4 0-0 6, Robbie Hummel 2-10 2-2 7, Keaton Grant 4-7 8-10 19, Nemanja Calasan 1-5 0-2 2, E'Twaun Moore 7-18 0-0 15, Terrance Crump 3-6 5-11, Scott Martin 2-6 1-2 6, Marcus Green 3-7 0-0 8, JaJuan Johnson 1-4 2-2 4, **Totals: 26-67 18-23 78**

Xavier (85) – Josh Duncan 5-11 4-4 16, Derrick Brown 4-6 0-0 8, C.J. Anderson 6-11 6-8 18, Drew Lavender 4-7 8-8 18, Stanley Burrell 3-6 5-8 11, B.J. Raymond 2-4 1-1 6, Dante Jackson 0-0 0-0 0, Jason Love 3-5 2-4 8, **Totals: 27-50 26-33 85**

Halftime – Purdue 32, Xavier 35, Fouled Out – Green (Purdue), Kramer (Purdue), Grant (Purdue), Rebounds – Purdue 37 (Hummel 9, Martin 6), Xavier 34 (Anderson 7, Raymond 6), Assists – Purdue 9 (Martin 2, Green 2, Hummel 2), Xavier 12 (Lavender 9, Brown 1, Anderson 1, Burrell 1), 3-Point FG – Purdue 8-21 (Grant 3-6, Green 2-2, Hummel 1-5, Martin 1-2, Moore 1-4, Calasan 0-1, Crump 0-1), Xavier 5-12 (Duncan 2-5, Lavender 2-3, Raymond 1-3, Brown 0-1), Total Fouls – Purdue 26, Xavier 17, Technical Fouls – None, A – 18, 400

Game 33: Xavier (#3 seed) vs. West Virginia (#7 seed), 2008 NCAA Tournament West Region Semifinal, Thursday, March 27 at US Airways Center (Phoenix, Ariz.)

West Virginia (75) – Da'Sean Butler 7-15 1-1 16, Joe Alexander 8-18 2-4 18, Wellington Smith 3-8 2-4 8, Darris Nichols 1-6 4-4 6, Alex Ruoff 6-11 2-3 14, Cam Thoroughman 0-0 1-2 1, Joe Mazzulla 2-7 6-9 10, Ted Talkington 0-0

0-0 0, Jamie Smalligan 1-1 0-0 2, **Totals: 28-66 18-27 75**
Xavier (79) – Josh Duncan 7-15 9-10 26, Derrick Brown 3-4 2-4 9, C.J. Anderson 6-12 0-2 12, Drew Lavender 3-11 0-0 9, Stanley Burrell 3-7 1-2 8, B.J. Raymond 3-5 0-2 8, Dante Jackson 1-1 0-0 3, Jason Love 2-4 0-1 4, **Totals: 28-59 12-21 79**

Halftime – WVU 25, Xavier 32, **End of Regulation** – WVU 64, Xavier 64, Fouled Out – Smith (WVU), Alexander (WVU), Brown (Xavier), Anderson (Xavier), Rebounds – West Virginia 38 (Alexander 10, Butler 7), Xavier 41 (Anderson 10, Love 10), Assists – West Virginia 16 (Mazzulla 5, Nichols 4), Xavier 16 (Lavender 7, Burrell 5), 3-Point FG – West Virginia 1-11 (Butler 1-4, Ruoff 0-2, Mazzulla 0-1, Nichols 0-3, Alexander 0-1), Xavier 11-19 (Lavender 3-6, Duncan 3-4, Raymond 2-4, Jackson 1-1, Burrell 1-2, Brown 1-2), Total Fouls – West Virginia 21, Xavier 25, Technical Fouls – None, A – 18, 103

Game 34: UCLA (#1 seed) vs. Xavier (#3 seed), 2008 NCAA Tournament West Region Final, Saturday March 29, at US Airways Center (Phoenix, Ariz.)

Xavier (57) – Josh Duncan 4-11 2-3 11, Derrick Brown 6-8 1-3 13, C.J. Anderson 4-10 2-2 10, Drew Lavender 2-9 0-0 5, Stanley Burrell 2-6 3-4 8, Adrion Graves 0-1 0-0 0, Charles Bronson 0-0 0-0 0, B.J. Raymond 1-4 0-0 3, Dante Jackson 1-5 0-0 2, Jason Love 1-4 3-4 5, **Totals: 21-58 11-16 57**

UCLA (76) – Josh Shipp 1-7 3-3 5, Luc Ri Mbah a Moute 5-9 3-6 13, Kevin Love 7-11 3-4 19, Russell Westbrook 7-11 2-3 17, Darren Collison 7-12 2-2 19, Mustafa Abdul-Hamid 0-0 0-0 0, Alfred Aboya 0-0 0-0 0, James Keefe 0-0 0-0 0, Lorenzo Mata-Real 0-1 0-0 0, Chase Stanback 1-1 0-0 3, Nikola Dragovic 0-0 0-0 0, **Totals: 28-52 13-18 76**

Halftime – Xavier 24, UCLA 33, Fouled Out – None, Rebounds – Xavier 28 (Brown 6, Lavender 6), UCLA 37 (Mbah a Moute 13, Love 10), Assists – Xavier 12 (Lavender 6, Burrell 3), UCLA 17 (Collison 5, Love 4), 3-Point FG – Xavier 4-19 (Duncan 1-6, Lavender 1-3, Burrell 1-2, Raymond 1-3, Graves 0-1, Jackson 0-3, Brown 0-1), UCLA 7-15 (Collison 3-3, Love 2-4, Stanback 1-1, Westbrook 1-3, Shipp 0-4), Total Fouls – Xavier 15, UCLA 19, Technical Fouls – None, A – 18, 103

Game 35: Xavier (#4 seed) vs. Portland State (#13 seed), 2009 NCAA Tournament First Round, Friday, March 20 at Taco Bell Arena (Boise, Idaho)

Portland State (59) – Kyle Coston 1-3 1-2 4, Phil Nelson 0-3 0-0 0, Jamie Jones 6-9 4-6 16, Andre Murray 5-9 1-4 14, Jeremiah Dominguez 5-9 1-4 13, Julius Thomas 0-0 0-0 0, Mickey Polis 2-2 0-0 6, Dominic Waters 3-11 0-0 6, Tyrell Mara 0-0 0-0 0, Wendell Wright 0-0 0-0 0, Louis Lee 0-0 0-0 0, **Totals: 22-46 7-16 59**

Xavier (77) – Derrick Brown 6-10 1-5 13, C.J. Anderson 6-9 2-3 14, Jason Love 0-1 4-4 4, B.J. Raymond 5-11 0-0 13, Dante Jackson 5-9 0-1 13, Brad Redford 1-2 0-0 3, Stephen Duckett 0-0 0-0 0, Andrew Taylor 0-0 0-0 0, Jamel McLean 2-4 1-1 5, Kenny Frease 2-4 0-0 4, Joe Hughes 0-0 0-0 0, Tu Holloway 2-4 3-4 8, **Totals: 29-54 11-18 77**

Halftime – Portland State 35, Xavier 42, Fouled Out – None, Rebounds – Portland State 21 (Jones 5, Nelson 4, Dominguez 4), Xavier 34 (Love 8, Raymond 6, McLean 6), Assists – Portland State 12 (Waters 4, Murray 2, Dominguez 2), Xavier 12 (Jackson 3, Anderson 3), 3-Point FG – Portland State 8-21 (Murray 3-6, Polis 2-2, Dominguez 2-5, Coston 1-2, Nelson 0-2, Waters 0-4), Xavier 8-19 (Raymond 3-7, Jackson 3-7, Redford 1-2, Holloway 1-2, Brown 0-1), Total fouls – Portland State 18, Xavier 17, Technical fouls – None, A – 12, 194

Game 36: Xavier (#4 seed) vs. Wisconsin (#12 seed), 2009 NCAA Tournament Second Round, Sunday, March 22 at Taco Bell Arena (Boise, Idaho)

Wisconsin (49) – Marcus Landry 8-14 2-2 18, Jon Leuer 1-2 1-2 4, Joe Krabbenhoft 0-2 0-0 0, Trevon Hughes 3-16 11-13 17, Jason Bohannon 2-12 0-0 5, Jordan Taylor 0-1 0-0 0, Tim Jarmusz 1-1 0-0 3, Rob Wilson 0-0 0-0 0, Keaton Nankivil 1-8 0-0 2, **Totals: 16-56 14-17 49**

Xavier (60) – Derrick Brown 3-10 2-2 10, C.J. Anderson 1-6 3-6 5, Jason Love 0-3 2-2 2, B.J. Raymond 4-11 5-6 15, Dante Jackson 2-5 3-4 8, Brad Redford 0-0 0-0 0, Jamel McLean 3-5 0-0 6, Kenny Frease 3-3 1-4 7, Tu Holloway 2-3 2-2 7, **Totals: 18-46 18-26 60**

Halftime – Wisconsin 27, Xavier 25, Fouled Out – Krabbenhoft (Wisconsin), Brown (Xavier), Rebounds – Wisconsin 30 (Landry 10, Hughes 4, Bohannon 4), Xavier 37 (Anderson 8, Jackson 5), Assists – Wisconsin 5 (Taylor 2), Xavier 12 (Anderson 3, Holloway 3, Jackson 3), 3-Point FG – Wisconsin 3-20 (Jarmusz 1-1, Bohannon 1-7, Leuer 1-1, Krabbenhoft 0-1, Nankivil 0-1, Hughes 0-7, Landry 0-2),

Xavier 6-14 (Brown 2-3, Raymond 2-7, Jackson 1-2, Holloway 1-2), Total Fouls – Wisconsin 23, Xavier 20, Technical Fouls – None, A – 12,184

Game 37: Xavier (#4 seed) vs. Pittsburgh (#1 seed), 2009 NCAA Tournament East Regional Semifinal, Thursday, March 26 at TD Banknorth Garden, (Boston, Mass.)

Xavier (55) – Derrick Brown 6-15 0-0 14, C.J. Anderson 2-9 2-2 6, Jason Love 0-0 1-2 1, B.J. Raymond 6-19 2-2 15, Dante Jackson 4-7 0-0 9, Brad Redford 1-4 0-0 3, Jamel McLean 1-4 0-0 2, Kenny Frease 1-3 2-2 4, Tu Holloway 0-3 1-2 1, **Totals: 21-64 8-10 55**

Pittsburgh (60) – Tyrell Biggs 0-0 0-0 0, Sam Young 7-16 4-4 19, DeJuan Blair 5-16 0-1 10, LeVance Fields 5-11 2-5 14, Jermaine Dixon 2-9 0-0 4, Gilbert Brown 2-5 2-2 7, Ashton Gibbs 0-3 0-0 0, Brad Wanamaker 1-5 4-7 6, Gary McGhee 0-0 0-0 0, **Totals: 22-65 12-19 60**

Halftime – Xavier 37, Pitt 29, Fouled Out – Jackson (XU), Rebounds – Xavier 44 (Brown 9, Anderson 8), Pitt 44 (Blair 17, Brown 6), Assists – Xavier 9 (Anderson 3, Brown and Holloway 2), Pitt 9 (Fields 6, Young 1, Blair 1, Brown, 1), Turnovers – Xavier 10, Pitt 9. 3-Point FG – Xavier 5-23 (Brown 2-6, Raymond 1-8, Jackson 1-3, Redford 1-4, Holloway 0-2), Pitt 4-15 (Fields 2-5, Young 1-2, Dixon 0-3, Brown 1-2, Gibbs 0-2, Wanamaker 0-1), Total Fouls – Xavier 17, Pitt 13, Technical Fouls – None, A – 18,831

Game 38: Minnesota (#11 seed) vs. Xavier (#6 seed), 2010 NCAA Tournament First Round, Friday, March 19 at Bradley Center (Milwaukee, Wisc.)

Minnesota (54) – Damian Johnson 3-7 1-2 7, Ralph Sampson 2-8 0-0 4, Lawrence Westbrook 6-16 4-4 19, Blake Hofferbar 2-7 0-0 6, Devoe Joseph 1-6 2-3 4, Paul Carter 1-6 1-2 4, Bryant Allen 0-0 0-0 0, Devron Bostick 2-5 0-0 5, Justin Cobbs 0-0 0-0 0, Rodney Williams 0-0 0-0 0, Colton Iverson 2-7 1-3 5, **Totals: 19-62 9-14 54**

Xavier (65) – Jamel McLean 3-9 1-3 7, Dante Jackson 2-7 3-9, Jason Love 1-9 5-5 7, Tu Holloway 2-10 2-3 6, Jordan Crawford 11-21 1-2 28, Mark Lyons 1-4 0-0 2, Brad Redford 0-0 0-0 0, Andrew Taylor 0-0 0-0 0, Kenny Frease 3-6 0-2 6, **Totals: 23-67 12-19 65**

Halftime – Minnesota 26, Xaver 26, Fouled Out – None, Rebounds – Minnesota 41 (Carter 9, Hofferbar 7), Xavier 50 (McLean 14, Love 8), Assists – Minnesota 14 (Johnson 4, Joseph 4), Xavier 15 (Crawford 5, Holloway 4), 3-Point FG – Minnesota 7-26 (Westbrook 3-8, Hofferbar 2-6, Carter 1-3, Bostick 1-3, Johnson 0-3, Joseph 0-3), Xavier 7-20 (Crawford 5-11, Jackson 2-6, Holloway 0-2, Lyons 0-1), Total Fouls – Minnesota 18, Xavier 16, Technical Fouls – None, A – 17,847

Game 39: Xavier (#6 seed) vs. Pittsburgh (#3 seed), 2010 NCAA Tournament Second Round, Sunday, March 21 at Bradley Center (Milwaukee, Wisc.)

Xavier (71) – Jamel McLean 1-4 0-2 2, Dante Jackson 3-6 0-2 9, Jason Love 5-8 4-5 14, Tu Holloway 4-7 5-5 13, Jordan Crawford 9-15 5-5 27, Mark Lyons 0-3 1-4 1, Brad Redford 2-3 0-0 5, Andrew Taylor 0-0 0-0 0, Kenny Frease 0-4 0-0 0, **Totals: 24-50 15-23 71**

Pittsburgh (68) – Nasir Robinson 4-8 0-1 8, Gary McGhee 0-1 0-0 0, Ashton Gibbs 6-16 3-4 19, Brad Wanamaker 5-13 6-10 16, Jermaine Dixon 1-9 0-0 2, Travon Woodall 2-5 0-0 4, Chase Adams 0-0 0-0 0, Gilbert Brown 5-9 1-1 14, Dante Taylor 2-3 1-2 5, J.J. Richardson 0-0 0-0 0, **Totals: 25-64 11-18 68**

Halftime – Xavier 35, Pittsburgh 28, Fouled Out – Brown (Pittsburgh), Rebounds – Xavier 31 (Love 8, McLean 6, Crawford 6), Pittsburgh 40 (Wanamaker 10, Dixon 5, Woodall 5), Assists – Xavier 9 (Holloway 3, Lyons 2), Pittsburgh 12 (Wanamaker 5, Woodall 5), 3-Point FG – Xavier 8-16 (Crawford 4-7, Jackson 3-6, Redford 1-2, Lyons 0-1), Pittsburgh 7-21 (Gibbs 4-13, Brown 3-4, Robinson 0-1, Wanamaker 0-1, Dixon 0-1, Woodall 0-1), Total Fouls – Xavier 16, Pittsburgh 18, Technical Fouls – None, A – 18,031

Game 40: Xavier (#6 seed) vs. Kansas State (#2 seed), 2010 NCAA Tournament West Regional Semifinal, Thursday March 25 at EnergySolutions Arena (Salt Lake City, Utah)

Xavier (96) – Jamel McLean 0-2 5-6 5, Jason Love 5-13 1-2 11, Dante Jackson 4-7 0-0 11, Tu Holloway 6-14 10-13 26, Jordan Crawford 13-29 3-4 32, Brian Walsh 0-0 0-0 0, Mark Lyons 1-3 0-0 2, Brad Redford 2-4 0-0 6, Kevin Feeney 0-0 0-0 0, Andrew Taylor 0-0 3-4 3, Kenny Frease 0-0 0-0 0, **Totals: 31-72 22-29 96**

Kansas State (101) – Dominique Sutton 2-3 0-1 4, Curtis Kelly 9-17 3-6 21, Luis Colon 1-1 0-3 2, Jacob Pullen 9-20 4-4 28, Denis Clemente 10-24 3-3 25, Jordan Henriquez 0-1 0-0 0, Martavious Irving 0-1 0-0 0, Rodney McGruder 0-1 0-0 0, Chris Merriewether 0-0 3-4



Justin Cage was a starter on Xavier's 2004 Elite Eight team as a freshman and scored his career-high of 25 points as a senior in the heartbreaking overtime loss to No. 1 seed Ohio State in the 2007 NCAA Tournament Second Round.

3, Jamar Samuels 4-7 6-8 14, Wally Judge 2-3 0-0 4, **Totals: 37-78 19-29 101**

Halftime – Xavier 32, Kansas State 31, **End of Regulation** – Xavier 72, Kansas State 72, **End of First Overtime** – Xavier 87, Kansas State 87, Fouled Out – McLean (Xavier), Sutton (Kansas State), Judge (Kansas State), Rebounds – Xavier 51 (Love 15, McLean 7), Kansas State 40 (Kelly 8, Clemente 5, Samuels 5), Assists – Xavier 12 (Holloway 6, Jackson 2, Crawford 2, Lyons 2), Kansas State 19 (Clemente 5, Kelly 4), 3-Point FG – Xavier 12-28 (Holloway 4-6, Jackson 3-6, Crawford 3-12, Redford 2-4), Kansas State 8-19 (Pullen 6-12, Clemente 2-6, Samuels 0-1), Total Fouls – Xavier 28, Kansas State 25, Technical Fouls – Lyons (Xavier), Clemente (Kansas State), A -17,254

Game 41: Xavier (#6 seed) vs. Marquette (#11 seed), 2011 NCAA Tournament Second Round, Friday, March 18 at Quicken Loans Arena (Cleveland, Ohio)

Marquette (66) – Erik Williams 2-3 1-1 5, Jimmy Butler 5-8 5-6 15, Chris Otule 0-2 0-0 0, Darius Johnson-Odom 6-11 3-5 19, Dwight Buycks 3-7 1-2 8, Vander Blue 0-1 0-0 0, Junior Cadougan 2-2 1-3 5, Joseph Fulce 0-0 0-0 0, Jamail Jones 0-0 0-0 0, Jae Crowder 4-6 2-2 10, Robert Frozema 0-1 0-0 0, Davante Gardner 2-4 0-0 4, **Totals: 24-45 13-19 66**

Xavier (55) – Jamel McLean 1-6 2-5 4, Kenny Frease 4-6 4-4 12, Mark Lyons 3-9 0-0 6, Dante Jackson 4-11 1-2 10, Tu Holloway 1-8 2-2 5, Jordan Latham 0-0 0-0 0, Jay Canty 0-0 0-0 0, Andrew Taylor 7-8 2-2 16, Jeff Robinson 1-3 0-0 2, Griffin McKenzie 0-0 0-0 0, **Totals: 21-51 11-15 55**

Halftime – Marquette 33, Xavier 20, Fouled Out – Otule (Marquette), Assists – Marquette 26 (Crowder 6, Butler 5, Gardner 5), Xavier 30 (McLean 9, Frease 5), Assists – Marquette 13 (Butler 4, Johnson-Odom 2, Buycks 2, Crowder 2), Xavier 11 (Holloway 5, Frease 2, Lyons 2), 3-Point FG – Marquette 5-12 (Johnson-Odom 4-6, Buycks 1-3, Williams 0-1, Crowder 0-2), Xavier 2-13 (Holloway 1-5, Jackson 1-5, Robinson 0-1, Lyons 0-2), Total Fouls – Marquette 18, Xavier 19. Technical Fouls – None, A – 20,164

Game 42: Xavier (#10 Seed) vs. Notre Dame (#7 Seed), 2012 NCAA Tournament Second Round, Friday, March 16 at Greensboro Coliseum (Greensboro, N.C.)

Xavier (67) – Dezmine Wells 3-6 7-11 14, Andre Walker 1-1 6-10 8, Kenny Frease 4-8 2-2 10, Mark Lyons 3-9 0-0 8, Tu Holloway 10-15 3-4 25, Dee Davis 0-0 0-0 0, Brad Redford 0-0 0-0 0, Jeff Robinson 1-5 0-0 2, Travis Taylor 0-0 0-0 0, **Totals: 22-44 18-27 67**

Notre Dame (63) – Pat Connaughton 4-7 0-0 10, Jack Cooley 8-8 2-6 18, Eric Atkins 2-7 1-2 7, Scott Martin 4-9

1-1 11, Gerian Grant 4-13 0-0 11, Alex Dragicevich 1-3 0-0 2, Tom Knight 2-2 0-0 4, Joey Brooks 0-0 0-0 0, **Totals: 25-49 4-9 63**

Halftime – Xavier 31, Notre Dame 33, Fouled Out – Martin (Notre Dame), Rebounds – Xavier 30 (Wells 11, Walker 6), Notre Dame 21 (Cooley 7, Martin 7), Assists – Xavier 11 (Lyons 6, Holloway 2), Notre Dame 19 (Grant 7, Martin 3, Dragicevich 3), 3-Point-FG – Xavier 5-10 (Wells 1-2, Lyons 2-4, Holloway 2-4), Notre Dame 9-21 (Connaughton 2-4, Atkins 2-4, Martin 2-5, Grant 3-6, Dragicevich 0-2), Total Fouls – Xavier 14, Notre Dame 16. Technical Fouls- None, A – 16,523

Game 43: Lehigh (#15 Seed) vs. Xavier (#10 Seed), 2012 NCAA Tournament Third Round, Sunday, March 18 at Greensboro Coliseum (Greensboro, N.C.)

Lehigh (58) – John Adams 2-7 0-0 4, Gabe Knutson 3-5 5-6 11, Jordan Hamilton 0-6 0-0 0, C.J. McCollum 5-22 4-4 14, Mackey McKnight 7-15 3-8 20, Anthony D'Orazio 0-0 0-0 0, Holden Greiner 1-2 0-0 2, Stefan Cvrkajic 0-1 0-0 0, Justin Maner 1-1 1-2 3, B.J. Bailey 2-5 0-0 4, **Totals: 21-64 13-20 58**

Xavier (70) – Dezmine Wells 0-2 0-0 0, Andre Walker 2-4 1-2 5, Kenny Frease 11-13 3-5 25, Mark Lyons 2-8 2-3 7, Tu Holloway 6-15 5-7 21, Dee Davis 2-3 0-0 6, Brad Redford 0-1 0-0 0, Justin Martin 1-3 0-0 2, Jeff Robinson 0-4 4-4 4, Travis Taylor 0-1 0-0 0, Griffin McKenzie 0-0 0-0 0, **Totals: 24-54 15-21 70**

Halftime – Lehigh 37, Xavier 33, Fouled Out – Knutson (Lehigh), Rebounds – Lehigh 36 (McCollum 8, Knutson 6), Xavier 43 (Frease 12, Robinson 8), Assists – Lehigh 4 (Bailey 2, McCollum 1, McKnight 1), Xavier 8 (Lyons 3, Walker 2, Holloway 2). 3-Point-FG – Lehigh 3-22 (Adams 0-4, Hamilton 0-4, McCollum 0-6, McKnight 3-7, Bailey 0-1), Xavier 7-15 (Wells 0-1, Lyons 1-1, Holloway 4-8, Davis 2-3, Redford 0-1, Martin 0-1), Total Fouls – Lehigh 20, Xavier 15. Technical Fouls- None, A – 18,722

Game 44: Xavier (#10 Seed) vs. Baylor (#3 Seed), 2012 NCAA Tournament Regional Semifinal, Friday, March 23 at Georgia Dome (Atlanta, Ga.)

Xavier (70) – Dezmine Wells 1-6 0-0 2, Andre Walker 0-2 0-0 0, Kenny Frease 7-10 4-5 18, Mark Lyons 5-15 6-9 16, Tu Holloway 6-13 9-10 22, Dee Davis 1-1 0-0 2, Brad Redford 0-0 0-0 0, Justin Martin 2-4 0-0 6, Jeff Robinson 2-4 0-0 4, Travis Taylor 0-1 0-0 0, **Totals: 24-56 19-24 70**

Baylor (75) – Quincy Acy 8-11 4-4 20, Quincy Miller 3-7 0-0 6, Perry Jones III 7-8 0-0 14, Brady Heslip 3-7 4-4 11, Pierre Jackson 5-12 3-4 16, Deuce Bello 0-2 1-2 1, A.J. Walton 1-4 0-0 2, Cory Jefferson 0-1 0-0 0, Anthony Jones 2-5 0-0 5, **Totals: 29-57 12-14 75**

Halftime – Xavier 29, Baylor 36, Fouled Out – Walton (Baylor), Rebounds – Xavier 29 (Wells 5, Martin 5), Baylor 35 (Acy 15, Jones III 5), Assists – Xavier 10 (Holloway 3, Lyons 2, Walker 2), Baylor 21 (Jackson 10, Walton 5). 3-Point-FG – Xavier 3-15 (Wells 0-2, Walker 0-1, Lyons 0-4, Holloway 1-5, Martin 2-3), Baylor 5-15 (Miller 0-2, Heslip 1-3, Jackson 3-7, Walton 0-1, Jones 1-2), Total Fouls – Xavier 15, Baylor 17. Technical Fouls – None, A - 24,731

Game 45: North Carolina State (#12 Seed) vs. Xavier (#12 Seed), 2014 NCAA Tournament First Round-Midwest Region, Tuesday, March 18 at University of Dayton Arena (Dayton, Ohio)

North Carolina State (74) – T.J. Warren 10-18 5-8-25, Kyle Washington 3-3 0-0-6, Jordan Vandenberg 4-5 1-1-6 9, Tyler Lewis 3-6 0-1-7, Ralston Turner 6-11 2-2-17, Anthony Barber 1-1 0-0-2, Desmond Lee 0-4 4-4-4, Lennard Freeman 1-3 0-0-2, BeeJay Anya 1-2 0-0-2, **Totals: 29-53-12-16-74**

Xavier (59) – Justin Martin 3-12 2-2-8, Isaiah Philmore 4-6 3-4-11, Matt Stainbrook 9-15 1-4-19, Semaj Christon 6-11 1-2-14, Dee Davis 1-4 2-2-5, Jalen Reynolds 0-4 2-2-2, James Farr 0-0 0-0-0, Brandon Randolph 0-0 0-0-0, Myles Davis 0-3 0-0-0, Erik Stenger 0-0 0-0-0, **Totals: 23-55-11-16-59**

Halftime – North Carolina State 34, Xavier 28, Rebounds – North Carolina State 29 (Freeman 6, Warren 5), Xavier 31 (Stainbrook 9, Reynolds 7), Assists – North Carolina State 16 (Lewis 8, Warren 2, Vandenberg 2, Turner 2), Xavier 7 (Christon 4, D. Davis 2). 3-Point-FG – North Carolina State 4-14 (Warren 0-2, Lewis 1-3, Turner 3-7, Lee 0-2), Xavier 2-14 (Martin 0-6, Christon 1-2, D. Davis 1-3, M. Davis 0-3), Total Fouls – North Carolina State 14, Xavier 17. Technical Fouls – None, A - 12,077

Game 46: Ole Miss (#11 Seed) vs. Xavier (#6 Seed), 2015 NCAA Tournament Second Round, Thursday, March 19 at Veterans Memorial Arena (Jacksonville, Fla.)

Ole Miss (57) – M.J. Rhett 6-9 0-0 12, Sebastian Saiz 2-5 0-0 4, Martavius Newby 3-12 0-1 7, Jarvis Summers 0-8 0-0 0, Stefan Moody 5-18 2-2 14, Terence Smith 1-3 0-0 3, LaDarius White 4-10 1-2 11, Anthony Perez 0-1 0-0 0, Dwight Coleby 2-4 0-0 4, Aaron Jones 1-3 0-0 2, **Totals: 24-73 3-5 57**

Xavier (76) – James Farr 2-3 1-4 6, Trevon Bluiett 1-5 2-2 4, Matt Stainbrook 8-10 4-4 20, Remy Abell 3-5 1-1 8, Dee Davis 5-10 3-4 17, Larry Austin Jr. 1-2 0-0 2, Jalen Reynolds 2-12 2-4 6, Brandon Randolph 0-0 0-0 0, Myles Davis 2-5 0-0 6, Sean O'Mara 0-0 1-2 1, J.P. Macura 2-4 0-0 6, **Totals: 26-56 14-21 76**

Halftime – Ole Miss 24, Xavier 36, Fouled Out – None, Rebounds – Ole Miss 39 (Newby 13, Saiz 5), Xavier 44 (Farr 13, Stainbrook 9), Assists – Ole Miss 16 (Summers 7, Moody 4), Xavier 17 (Stainbrook 5, D. Davis 3), 3-Point FG – Ole Miss 6-27 (Newby 1-3, Summers 0-4, Moody 2-9, Smith 1-3, White 2-7, Perez 0-1), Xavier 10-23 (Farr 1-1, Bluiett 0-2, Abell 1-2, D. Davis 4-9, M. Davis 2-5, Macura 2-4), Total Fouls – Ole Miss 21, Xavier 14. Technical Fouls – Xavier, Stainbrook, A- 11,758

Game 47: Georgia State (#14 Seed) vs. Xavier (#6 Seed), 2015 NCAA Tournament Third Round, Saturday, March 21 at Veterans Memorial Arena (Jacksonville, Fla.)

Georgia State (67) – Markus Crider 5-8 0-0 10, Curtis Washington 4-5 0-0 8, Kevin Ware 3-4 2-4 8, Ryann Green 1-4 0-0 2, R.J. Hunter 6-15 5-5 20, Isaiah Dennis 0-1 0-0 0, Jalen Brown 1-1 0-0 3, Jordan Session 1-1 0-0 2, T.J. Shipes 3-3 2-4 8, Carter Cagle 0-0 0-0 0, Ryan Harrow 2-4 0-0 6, **Totals: 26-46 9-13 67**

Xavier (75) – James Farr 0-1 2-2 2, Trevon Bluiett 1-3 0-0 3, Matt Stainbrook 4-5 1-2 9, Remy Abell 2-5 4-5 8, Dee Davis 3-3 8-9 15, Larry Austin Jr. 0-0 0-0 0, Jalen Reynolds 8-9 5-5 21, Myles Davis 5-8 2-2 17, Sean O'Mara 0-0 0-0 0, J.P. Macura 0-0 0-0 0, **Totals: 23-34 22-25 75**

Halftime – Georgia State 28, Xavier 32, Fouled Out – Crider (Georgia State), Green (Georgia State), Rebounds – Georgia State 12 (Hunter 4, Washington 3), Xavier 23 (Stainbrook 6, Reynolds 6), Assists – Georgia State 17 (Hunter 5, Ware 4), Xavier 13 (D. Davis 5, Abell 2, Stainbrook 2, Bluiett 2), 3-Point FG – Georgia State 6-14 (Green 0-1, Hunter 3-8, Brown 1-1, Harrow 2-4), Xavier 7-13 (Bluiett 1-2, Abell 0-2, D. Davis 1-1, M. Davis 5-8), Total Fouls – Georgia State 22, Xavier 17. Technical Fouls – None, A – 13,687

Game 48: Xavier (#6 Seed) vs. Arizona (#2 Seed), 2015 NCAA Tournament West Regional Semifinal, Thursday, March 26 at Staples Center (Los Angeles, CA)

Xavier (60) – Farr 1-3 0-0 2, Bluiett 1-6 0-0 2, Stainbrook 6-11 5-7 17, Remy Abell 1-4 2-2 5, Dee Davis 5-7 1-2 12, Larry Austin Jr. 0-0 0-0 0, Jalen Reynolds 5-9 2-2 12, Myles Davis 2-7 3-3 8, J.P. Macura 1-4 0-0 2, **Totals: 22-51 13-16 60**

Arizona (68) – Stanley Johnson 4-10 2-2 12, Brandon Ashley 3-7 2-3 8, R. Hollis-Jefferson 1-4 3-4 5, Kaleb Tarczewski 3-8 6-6 12, T.J. McConnell 6-14 4-4 17, Parker Jackson-Cartwright 1-1 0-0 2, Gabe York 3-8 0-0 9, Dusan Ristic 0-0 0-0 0, Elliott Pitts 1-2 0-0 3, **Totals: 22-54 17-19 68**

Halftime – Xavier 28, Arizona 28, Fouled Out – None, Rebounds – Xavier 31 (Stainbrook 10, M. Davis 5), Arizona 33 (Tarczewski 12, McConnell 7), Assists – Xavier 9 (D. Davis 4, Stainbrook 2, M. Davis 2), Arizona 10 (McConnell 5, Jackson-Cartwright 2), 3-Point FG – Xavier 3-17 (Farr 0-1, Bluiett 0-4, Stainbrook 0-1, Abell 1-3, D. Davis 1-2, M. Davis 1-3, Macura 0-3), Arizona 7-22 (Johnson 2-5, Ashley 0-1, Hollis-Jefferson 0-1, McConnell 1-6, York 3-8, Pitts 1-1), Total Fouls – Xavier 16, Arizona 14. Technical Fouls – None, A – 18,809

Game 49: Weber State (#15 Seed) vs. Xavier (#2 Seed), 2016 NCAA Tournament First Round, Friday, March 18 at Scottrade Center (St. Louis, Mo.)

Weber State (53) – Joel Bolomboy 6-15 1-3 14, Zach Braxton 3-5 1-3 7, Ryan Richardson 0-1 0-0 0, McKay Cannon 4-12 0-0 10, Jeremy Senglin 3-11 1-2 7, Cody John 0-0 0-0 0, Richard Gittens 3-7 1-2 8, Dusty Baker 1-1 0-0 2, Kyn-dahl Hill 2-5 1-1 5, **Totals: 22-57 5-11 53**

Xavier (71) – Jalen Reynolds 6-9 0-0 12, Edmond Sumner 1-6 0-0 2, Trevon Bluiett 4-10 0-0 10, Remy Abell 4-7 0-0 11, Myles Davis 3-9 0-0 6, Larry Austin Jr. 0-0 0-0 0, James Farr 7-15 4-4 18, Alex Bergen 0-0 0-0 0, Tim Stainbrook 0-0 0-0 0, Kaiser Gates 3-3 0-0 7, Kevin Coker 0-0 0-0 0, Sean O'Mara 0-0 0-0 0, J.P. Macura 2-3 0-0 5, **Totals: 30-62 4-4 71**

Halftime – Weber State 23, Xavier 34, Fouled Out – None, Rebounds – Weber State 27 (Bolomboy 10, Hill 4), Xavier 43 (Farr 15, Davis 8), Assists – Weber State 9 (Cannon 5, Senglin 3), Xavier 14 (Sumner 6, Davis 6), 3-Point FG – Weber State 4-21 (Bolomboy 1-3, Richardson 0-1, Cannon 2-8, Senglin 0-5, Gittens 1-4), Xavier 7-14 (Sumner 0-1, Bluiett 2-6, Abell 3-3, Davis 0-2, Gates 1-1, Macura 1-1), Total Fouls – Weber State 14, Xavier 16, Technical Fouls – None, A-14,425

Game 50: Wisconsin (#7 Seed) vs. Xavier (#2 Seed), 2016 NCAA Tournament Second Round, Sunday, March 20 at Scottrade Center (St. Louis, Mo.)

Wisconsin (66) – Nigel Hayes 2-10 2-4 6, Ethan Happ 7-10 4-5 18, Vitto Brown 5-9 0-0 12, Zak Showalter 2-5 0-0 4, Bronson Koenig 6-15 2-2 20, Jordan Hill 1-5 0-0 2, Charlie Thomas 0-1 0-0 0, Khalil Iverson 1-1 0-2 2, Alex Illikainen 1-3 0-0 2, **Totals: 25-59 8-13 66**

Xavier (63) – Jalen Reynolds 6-7 1-2 13, Edmond Sumner 4-13 3-7 11, Trevon Bluiett 3-11 0-0 7, Remy Abell 3-9 5-5 13, Myles Davis 1-5 2-2 5, Larry Austin Jr. 0-0 0-0 0, James Farr 0-1-2-3 2, Kaiser Gates 0-0 1-2 1, Sean O'Mara 2-2 0-0 4, J.P. Macura 3-6 0-0 7, **Totals: 22-54 14-21 63**

Halftime – Wisconsin 30, Xavier 33, Fouled Out – None, Rebounds – Wisconsin 38 (Hayes 8, Happ 7, Koenig 7), Xavier 36 (Reynolds 9, Sumner 6, Bluiett 6), Assists – Wisconsin 12 (Hayes 3, Hill 3), Xavier 10 (Sumner 5, Abell 2, Macura 2), 3-Point FG – Wisconsin 8-27 (Hayes 0-5, Brown 2-5, Showalter 0-1, Koenig 6-12, Hill 0-2, Thomas 0-1, Illikainen 0-1), Xavier 5-16 (Sumner 0-3, Bluiett 1-2, Abell 2-5, Davis 1-3, Macura 1-3), Total Fouls – Wisconsin 21, Xavier 17, Technical Fouls – None, A-15,169

Game 51: Xavier (#11 Seed) vs. Maryland (#6 Seed), 2017 NCAA Tournament First Round, Thursday, March 16 at Amway Center (Orlando, Fla.)

Xavier (76) – Tyrique Jones 0-1 0-0 0, Quentin Goodin 3-7 3-3 9, Trevon Bluiett 7-15 2-2 21, Malcolm Bernard 2-4 1-2 6, J.P. Macura 4-10 2-6 10, Kaiser Gates 4-7 0-0 11, RaShid Gaston 0-0 1-2 1, Sean O'Mara 5-6 8-9 18, **Totals: 25-50 17-24 76**

Maryland (65) – Justin Jackson 5-9 2-3 14, Damonte Dodd 0-0 2-4 2, Anthony Cowan 1-4 2-2 4, Melo Trimble 5-15 2-4 13, Kevin Huertter 5-13 6-6 19, Jaylen Brantley 1-3 0-0 3, Dion Wiley 0-1 0-0 0, L.G. Gill, 0-1 0-0 0, Jared Nickens 1-2 0-0 2, Ivan Bender 4-6 0-0 8, **Totals: 22-54 14-19 65**

Halftime – Xavier 35, Maryland 36, Fouled Out – None, Rebounds – Xavier 34 (O'Mara 7, Bernard 6), Maryland 24 (Huertter 4, Cowan 4), Assists – Xavier 15 (Goodin 9, Bernard 2), Maryland 13 (Huertter 5, Cowan 5), 3-Point FG – Xavier 9-23 (Goodin 0-1, Bluiett 5-10, Bernard 1-2, Macura 0-4, Gates 3-6), Maryland 7-27 (Jackson 2-3, Cowan 0-1, Trimble 1-9, Huertter 3-8, Brantley 1-3, Wiley 0-1, Gill 0-1, Nickens 0-1), Total Fouls – Xavier 17, Maryland 19, Technical Fouls – None, A – 15,869

Game 52: Xavier (#11 Seed) vs. Florida State (#3 Seed), 2017 NCAA Tournament Second Round, Saturday, March 18 at Amway Center (Orlando, Fla.)

Xavier (91) – Tyrique Jones 6-7 1-1 13, Quentin Goodin 2-8 1-3 6, Trevon Bluiett 8-14 10-14 29, Malcolm Bernard 2-3 1-1 6, J.P. Macura 4-10 0-0 10, Leighton Schrand 0-1 0-0 0, Cullen Barr 0-0 0-0 0, Alex Bergen 0-0 0-0 0, Tim Stainbrook 0-1 0-0 0, Kaiser Gates 5-6 0-0 14, Conor Peterson 0-0 0-0 0, RaShid Gaston 1-2 0-0 2, Sean O'Mara 2-2 7-7 11, **Totals: 30-54 20-26 91**

Florida State (66) – Jonathan Isaac 4-7 0-1 8, Michael Ojo 0-0 4-4 4, Dwayne Bacon 9-18 2-2 20, Terance Mann 0-2 1-2 1, Xavier Rathan-Mayes 7-15 1-3 16, Phil Cofer 0-1 0-0 0, CJ Walker 0-3 0-0 0, Trent Forrest 0-3 0-0 0, PJ Savoy 2-5 4-5 10, Braian Angola-Rodas 1-5 2-2 5, Christ Koumadje 0-0 0-0 0, Jarquez Smith 1-1 0-0 2, Brandon Allen 0-0 0-0 0, **Totals: 24-60 14-19 66**

Halftime – Xavier 44, Florida State 34, Fouled Out – Isaac (Florida State), Rebounds – Xavier 36 (Bluiett 6, Bernard 5, Gates 5, O'Mara 5), Florida State 33 (Isaac 12, Rathan-Mayes 7), Assists – Xavier 20 (Goodin 5, Macura 5), Florida State 10 (Rathan-Mayes 3, Bacon 3), 3-Point FG – Xavier 11-17 (Goodin 1-1, Bluiett 3-5, Bernard 1-2, Macura 2-3, Stainbrook 0-1, Gates 4-5), Florida State 4-21 (Isaac 0-1, Bacon 0-5, Mann 0-2, Rathan-Mayes 1-5, Walker 0-1, Savoy 2-4, Angola-Rodas 1-3), Total Fouls – Xavier 20, Florida State 24, Technical Fouls – None, A – 17,308

Game 53: Xavier (#11 Seed) vs. Arizona (#2 Seed), 2017 NCAA Tournament West Regional Semifinal, Thursday, March 23 at SAP Center (San Jose, Calif.)

Xavier (73) – Tyrique Jones 2-5 0-0 4, Quentin Goodin 1-5 0-0 2, Trevon Bluiett 9-17 4-4 25, Malcolm Bernard 5-6

2-3 15, J.P. Macura 5-11 4-5 14, Kaiser Gates 1-3 1-1 3, RaShid Gaston 1-1 0-0 2, Sean O'Mara 4-5 0-3 8, **Totals: 28-53 11-16 73**

Arizona (71) – Lauri Markkanen 3-9 2-2 9, Dusan Ristic 7-10 3-3 17, Rawle Alkins 2-7 0-0 4, Kadeem Allen 3-7 0-0 8, Alonzo Trier 8-19 0-0 19, Parker Jackson-Cartwright 1-5 2-2 5, Kobi Simmons 2-4 1-2 5, Chance Comanche 1-1 2-2 4, Keanu Pinder 0-0 0-0 0, **Totals: 27-62 10-11 71**

Halftime – Xavier 35, Arizona 37, Fouled Out – None, Rebounds – Xavier 27 (Macura 7, Bernard 6), Arizona 35 (Trier 9, Markkanen 8), Assists – Xavier 14 (Goodin 6, Macura 5), Arizona 14 (Jackson-Cartwright 5, Trier 3, Allen 3), 3-Point FG – Xavier 6-16 (Goodin 0-1, Bluiett 3-8, Bernard 3-3, Macura 0-2, Gates 0-2), Arizona 7-27 (Markkanen 1-6, Alkins 0-3, Allen 2-3, Trier 3-10, Jackson-Cartwright 1-4, Simmons 0-1), Total Fouls – Xavier 14, Arizona 18, Technical Fouls – Bluiett (Xavier), Allen (Arizona), A – 16,884

Game 54: Xavier (#11 Seed) vs. Gonzaga (#1 Seed), 2017 NCAA Tournament West Regional Final, Saturday, March 25 at SAP Center (San Jose, Calif.)

Xavier (59) – Tyrique Jones 2-2 0-0 4, Quentin Goodin 3-8 3-3 9, Trevon Bluiett 3-14 3-5 10, Malcolm Bernard 2-8 1-4 5, J.P. Macura 7-13 3-4 18, Leighton Schrand 0-0 0-0 0, Cullen Barr 0-0 0-0 0, Alex Bergen 0-0 0-0 0, Tim Stainbrook 0-1 0-0 0, Kaiser Gates 1-5 1-2 3, Sean O'Mara 2-7 1-2 5, **Totals: 22-62 13-22 59**

Gonzaga (83) – Johnathan Williams 8-12 2-8 19, Przemek Karnowski 2-4 1-3 5, Jordan Mathews 2-9 5-5 11, Nigel Williams-Goss 7-19 5-8 23, Josh Perkins 4-8 0-0 11, Silas Melson 2-2 0-0 5, Bryan Alberts 0-0 0-0 0, Rui Hachimura 1-1 0-0 3, Jeremy Jones 0-0 0-0 0, Ryan Edwards 0-0 0-0 0, Zach Collins 3-4 0-1 6, Killian Tillie 0-2 0-0 0, Dustin Triano 0-0 0-0 0, **Totals: 29-61 13-25 83**

Halftime – Xavier 39, Gonzaga 49, Fouled Out – Collins (Gonzaga), Rebounds – Xavier 41 (Gates 7, Bluiett 7), Gonzaga 41 (Williams-Goss 8, Williams 8), Assists – Xavier 6 (Macura 2, Goodin 2), Gonzaga 15 (Williams-Goss 4, Karnowski 3), 3-Point FG – Xavier 2-16 (Goodin 0-1, Bluiett 1-6, Bernard 0-3, Macura 1-2, Stainbrook 0-1, Gates 0-3), Gonzaga 12-24 (Williams 1-1, Mathews 2-7, Williams-Goss 4-7, Perkins 3-7, Melson 1-1, Hachimura 1-1), Total Fouls – Xavier 22, Gonzaga 19, Technical Fouls – Team (Xavier), A – 17,011

Game 55: Texas Southern (#16 Seed) vs. Xavier (#1 Seed), 2018 NCAA Tournament First Round, Friday, March 16 at Bridgestone Arena (Nashville, Tenn.)

Texas Southern (83) – Donte' Clark 2-7 8-9 12, Derrick Bruce 6-16 3-4 18, Domontrae Jefferson 7-22 4-4 20, Trayvon Reed 4-6 2-2 10, Cainan McClelland 0-0 0-0 0, Lamont Walker 2-2 0-0 4, Marquis Salmon 1-2 3-4 5, Robert Lewis 4-10 3-4 14, **Totals: 26-65 23-27 83**

Xavier (102) – Quentin Goodin 2-5 1-4 6, Trevon Bluiett 7-17 9-13 26, Kerem Kanter 11-15 1-2 24, Naji Marshall 1-1 1-1 3, J.P. Macura 11-16 2-3 29, Tyrique Jones 2-3 3-3 7, Paul Scruggs 1-3 1-2 4, Elias Harden 0-1 1-2 1, Leighton Schrand 0-0 0-0 0, Nick Vanderpohl 0-0 0-0 0, Matt Singleton 0-0 0-0 0, Kaiser Gates 0-1 2-2 2, Sean O'Mara 0-2 0-0 0, **Totals: 35-64 21-32 102**

Halftime – Texas Southern 37, Xavier 49, Fouled Out – Clark (Texas Southern), Reed (Texas Southern), Gates (Xavier), Rebounds – Texas Southern 31 (Salmon 9, Reed 6), Xavier 42 (Marshall 6, Macura 6), Assists – Texas Southern 12 (Jefferson 7, Lewis 2), Xavier 19 (Goodin 7, Bluiett 3, Jones 3, Scruggs 3), 3-Point FG – Texas Southern 8-25 (Clark 0-2, Bruce 3-10, Jefferson 2-6, Lewis 3-7), Xavier 11-24 (Goodin 1-2, Bluiett 3-10, Kanter 1-2, Macura 5-6, Scruggs 1-3, Gates 0-1), Total Fouls – Texas Southern 21, Xavier 22, Technical Fouls – Jefferson (Texas Southern, Team (Texas Southern), A – 17,549

XAVIER SINGLE GAME NCAA TOURNAMENT SCORING HIGHS

PTS.	XAVIER PLAYER (Opponent)	SITE	DATE
32	Jordan Crawford vs. Kansas State	EnergySolutions Arena	3-25-10
31	Lionel Chalmers vs. Mississippi State	TD Waterhouse Centre	3-21-04
29	J.P. Macura vs. Texas Southern	Bridgestone Arena	3-16-18
29	Trevon Bluiett vs. Florida State	Amway Center	3-18-17
29	Tyrone Hill vs. Kansas State	Hoosier Dome	3-16-90
29	Byron Larkin vs. Missouri	Hoosier Dome	3-12-87
28	Jordan Crawford vs. Minnesota	Bradley Center	3-19-10
28	Romain Sato vs. Oklahoma	American Airlines Center	3-17-02
27	Jordan Crawford vs. Pittsburgh	Bradley Center	3-21-10
27	Derek Strong vs. Texas	Reunion Arena	3-22-90
26	Trevon Bluiett vs. Texas Southern	Bridgestone Arena	3-16-18
26	Tu Holloway vs. Kansas State	EnergySolutions Arena	3-25-10
26	Josh Duncan vs. West Virginia	U.S. Airways Center	3-27-08
25	Trevon Bluiett vs. Arizona	SAP Center	3-23-17
25	Tu Holloway vs. Notre Dame	Greensboro Coliseum	3-16-12
25	Kenny Frease vs. Lehigh	Greensboro Coliseum	3-18-12
25	Justin Cage vs. Ohio State	Rupp Arena	3-17-07
25	Lionel Chalmers vs. Louisville	TD Waterhouse Centre	3-19-04

XAVIER SINGLE GAME NCAA TOURNAMENT REBOUNDING HIGHS

REB.	XAVIER PLAYER (Opponent)	SITE	DATE
16	Derrick Brown vs. BYU	Rupp Arena	3-15-07
16	Brian Grant vs. Indiana	Hoosier Dome	3-21-93
15	James Farr vs. Weber State	Scottrade Center	3-18-16
15	Jason Love vs. Kansas State	EnergySolutions Arena	3-25-10
15	Tyrone Hill vs. Texas	Reunion Arena	3-22-90
14	Jamel McLean vs. Minnesota	Bradley Center	3-19-10
14	Anthony Myles vs. Mississippi State	TD Waterhouse Centre	3-21-04
14	Derek Strong vs. Texas	Reunion Arena	3-22-90
14	Tyrone Hill vs. Kansas State	Hoosier Dome	3-16-90

XAVIER SINGLE GAME NCAA TOURNAMENT ASSIST HIGHS

AST.	XAVIER PLAYER (Opponent)	SITE	DATE
9	Quentin Goodin vs. Maryland	Amway Center	3-16-17
9	Drew Lavender vs. Purdue	Verizon Center	3-22-08
9	Jamal Walker vs. Georgetown	Hoosier Dome	3-18-90
9	Jamal Walker vs. Michigan	The Omni	3-17-89
9	Ralph Lee vs. Alabama	Charlotte Coliseum	3-14-86
8	Drew Lavender vs. Ohio State	Rupp Arena	3-17-07
8	Jamal Walker vs. Nebraska	Humphrey Metrodome	3-14-91

OPPONENT SINGLE GAME NCAA TOURNAMENT SCORING HIGHS

PTS.	OPPONENT PLAYER (Opponent)	SITE	DATE
35	Adam Morrison (Gonzaga)	Huntsman Center	3-16-06
35	Steve Henson (Kansas State)	Hoosier Dome	3-16-90
32	Travis Mays (Texas)	Reunion Arena	3-22-90
28	Jacob Pullen (Kansas State)	EnergySolutions Arena	3-25-10
28	Charles O'Bannon (UCLA)	The Palace of Auburn Hills	3-15-97
28	Lance Blanks (Texas)	Reunion Arena	3-22-90

OPPONENT SINGLE GAME NCAA TOURNAMENT REBOUNDING HIGHS

REB.	OPPONENT PLAYER (Opponent)	SITE	DATE
17	DeJuan Blair (Pittsburgh)	TD Banknorth Garden	3-26-09
16	Locksley Collie (Texas)	Reunion Arena	3-22-90
15	Quincy Acy (Baylor)	Georgia Dome	3-23-12
15	Ed Noe (Morehead State)	Kentucky State Fairgrounds	3-14-61
13	Jerome Williams (Georgetown)	Tallahassee/Leon Co. Civic Center	3-17-95
13	Martavious Newby (Ole Miss)	Jacksonville Veterans Memorial Arena	3-19-15

XAVIER CAREER HIGH POINT TOTALS IN NCAA TOURNAMENT

- 160 by Romain Sato (nine games: 2001-04)
- 154 by Lionel Chalmers (nine games: 2001-04)

MOST NCAA TOURNAMENT WINS

- 7 Jason Love (2007-10)
- 7 Dante Jackson (2008-11)
- 7 Trevon Bluiett (2015-18)
- 7 J.P. Macura (2015-18)
- 6 Tu Holloway (2008-12)
- 6 Kenny Frease (2008-12)
- 6 B.J. Raymond (2006-09)

* Win totals only include games if the player played and was listed in the official box score.



Xavier earned a trip to the 2017 NCAA Tournament West Regional Final. It marked the third time that Xavier has made an Elite Eight appearance, joining the 2004 and 2008 teams. XU earned the school's first-ever No. 1 seed the following year in the 2018 NCAA Tournament.

Game 56: Florida State (#9 Seed) vs. Xavier (#1 Seed), 2018 NCAA Tournament Second Round, Sunday, March 18 at Bridgestone Arena (Nashville, Tenn.)

Florida State (75): Phil Cofer 3-8 3-3 10, CJ Walker 0-3 2-2 2, Braian Angola-Rodas 5-12 2-2 15, Christ Koumadje 0-1 2-2 2, Brandon Allen 0-0 0-0 0, Trent Forrest 5-8 4-5 14, PJ Savoy 3-6 2-2 11, Ike Obiagu 1-1 0-0 2, Terance Mann 4-5 1-2 10, MJ Walker 0-6 0-0 0, Mfondu Kabengele 3-5 3-4 9, Totals: 24-55 19-22 75

Xavier (70): Quentin Goodin 2-5 2-2 6, Trevon Bluiett 2-8 3-4 8, Kerem Kanter 6-10 3-4 15, Naji Marshall 0-1 0-0 0, J.P. Macura 6-8 3-6 17, Tyrique Jones 2-3 3-6 7, Paul Scruggs 3-9 4-6 11, Kaiser Gates 2-5 1-2 6, Sean O'Mara 0-0 0-0 0, Totals: 23-49 19-30 70

Halftime – Florida State 32, Xavier 34, Fouled Out – Macura (Xavier), Rebounds – Florida State 32 (Angola-Rodas 6, Kabengele 6), Xavier 33 (Kanter 6, Macura 5, Jones 5, Gates 5), Assists – Florida State 7 (Angola-Rodas 3, Forrest 3), Xavier 11 (Goodin 2, Macura 2, Scruggs 2), 3-Point FG – Florida State 8-23 (Cofer 1-5, C.J. Walker 0-1, Angola-Rodas 3-7, Savoy 3-5, Mann 1-1, M.J. Walker 0-4), Xavier 5-13 (Bluiett 1-3, Kanter 0-1, Marshall 0-1, Macura 2-3, Scruggs 1-2, Gates 1-3), Total Fouls – Florida State 23, Xavier 22, Technical Fouls – None, A – 17,552





HALL OF FAME MEMBERS

Note: No inductions for the 2020-21 year due to the pandemic; 2021-22 inductees (highlighted in bold) will bring the number to 148 inductees.

Daniel S. Abramowicz ('67) football
 Sara E. Bachus ('01) volleyball
 Rob Bakker ('00) soccer, tennis
 Raymond Baldwin trainer, golf coach
 Thomas N. Ballaban ('51) football
 Charles M. Barrett ('34) football
 Roger W. Bertoia ('57) football
 Lynette M. Bihn ('95) basketball
 Edward G. Biles coach
 J. Kenneth Blackwell ('70) football
 James W. Boothe ('57) basketball
 Tara N. Boothe ('06) basketball
 James J. Brockhoff ('56) tennis, football, coach
 Leonard L. Brown ('99) basketball
 Herbert B. Budde ('53) basketball
 James P. Bunning ('53) baseball
 Edward T. Burns ('28) football, basketball, boxing, baseball
 Stanley D. Burrell ('08) basketball
 Matthew J. Bykowski ('90) rifle
Justin E. Cage ('07) basketball
 Paul D. Cain ('29) football, basketball, baseball
Dennis F. Caponi ('67) football
 Lionel D. Chalmers II ('03) basketball
 Jamie T. Christman ('97) swimming

Lauren E. Clary ('05) tennis
 Thomas Clines ('28) football, basketball, baseball, tennis
 Michael J. Conaton ('55) football
 Sheila M. Connolly ('79) basketball, volleyball, admin.
 Clem Crowe coach, administrator
 Dr. William E. Daily ('57) athletic board
 Terrance A. Daniels ('79) basketball
 Michael S. Davenport ('91) basketball
 Sabrina A. DiBiagio ('91) rifle
 Stephen M. Dixon ('99) golf
 Justin J. Doelman ('07) basketball
 Timothy E. Donovan, Jr. ('01) golf
 Timothy J. Dydo ('74) football
 Robert J. Finnell ('52) football
 Sr. Rose Ann Fleming academic advisor
 Jeffrey H. Fogelson athletic director
 Daniel M. Froehle ('86) baseball
 Terrence M. Garrigan ('81) soccer
 Joseph L. Geiger ('64) basketball
 Peter J. Gillen coach
 George C. Gilmartin ('52) football
 Jamison L. Gladden ('93) basketball
 Scott M. Gordon ('89) baseball
 Brian W. Grant ('94) basketball
 Amanda E. Gruber ('98) soccer
 Annette E. Gruber ('01) soccer
 James J. Gruber ('67) baseball
 Nick S. Hagglund ('14) soccer
 Jill M. Hampton ('02) volleyball
 Amber S. Harris ('10) basketball
 Arthur A. Hauser ('54) football
 Michael Hawkins ('95) basketball
 Anthony J. Hicks ('83) basketball
 Tyrone Hill ('90) basketball
 Angela C. Hinrichs ('04) swimming
 James E. Hoff, S.J. President and Chancellor
 Jack H. Hoffman ('52) football
 Terrell Holloway ('12) basketball
 Albert B. Howe ('39) football, basketball
 Ann Marie Hubbard ('99) soccer
 M. Julie Isphording ('83) marathon runner
 Dr. Jerome N. Janson ('36) team physician
 Alan C. Joseph, Jr. ('80) rifle, coach
 Robert C. Judd ('54) football
 Stephen N. Junker ('57) football
 Karyn Juziuk ('99) rifle
 Thrine M. Kane ('03) rifle
 Kathleen M. Keating ('72) swimming




Justin Cage, 2021 inductee, was a four-year starter for the Musketeers. Cage helped XU reach its first-ever NCAA Elite Eight in 2004.

Joseph W. Kelly ('27)basketball, football, baseball
 Myron M. Kilgore ('58) football
 Stanley R. Kimbrough ('89) basketball
 William M. Kirvin ('62). basketball
 Edward L. Kluska ('40)football, basketball, baseball, coach
 Jason K. Kokrak ('07)golf
 Robert J. Konkoly ('57). football
 Nicole E. Kremer ('99) basketball
 Joseph R. Kruse ('37)football, basketball
 John F. Kucia ('69) administrator
 Stacey M. Land ('85) basketball
 Byron K. Larkin ('88) basketball
 Ralph O. Lee ('86). basketball
 Nicole M. Levandusky ('01) basketball
 James M. Liber ('51) football
Gary L. Lumpkin ('99)**basketball**
 Andrew P. MacWilliamsmedia
 Carol A. Madsen ('94) basketball
 John G. Martinkovic ('51) football
 Laurie J. Massa coach, administrator
Doug D. Matthews ('09) **tennis**
 James J. McCafferty coach, administrator
 Malcolm H. McMullen ('50) basketball, golf
 Joseph Meyer coach, administrator
 J. James Murphy ('51) football
 Chester A. Mutryn ('43).football, basketball, baseball
 H. Frederick Nebel ('38) football
 Thomas P. O'Brien ('47) administrator
 Timothy R. O'Connell ('68) baseball, basketball
 Karen Ohe ('83) basketball, volleyball
 Elizabeth L. Osterday ('00)volleyball
 Jo Ann Osterkamp ('84) basketball
 Jason A. Parker ('96) rifle
 Hal Pennington ('34)football, basketball
 Jennifer L. Phillips ('01). basketball
 Ta'Shia K. Phillips ('11). basketball
 Kate M. Pleiman ('13)tennis
 David V. Piontek ('56). basketball
 Reetta S. Piipari ('03) basketball
 James M. Posey ('99) basketball
 George E. "Skip" Prosser coach
 Robert Quick ('68) basketball
 Luther Rackley ('69). basketball
 Donald J. Ruberg ('51) baseball, basketball, coach
 Leo P. Sack ('36)basketball, football
 Romain G. Sato ('04) basketball
 Mark A. Schmidt ('27) football, supporter
 Marla A. Schuerman ('92) soccer
 Sally J. Schulte ('97)volleyball
 Theodore P. Shalloe ('85) baseball
 John J.T. Shinnors ('69). football

Robert J. Sieber ('77) polo, soccer
 Eugene F. Smith ('52) basketball
 Judith G. Smith ('84) basketball
Luke C. Spencer ('13) **soccer**
 Peter Spoerl ('83). baseball
 Robert J. Staak coach, administrator
 Henry W. Stein ('59). basketball
 Derek L. Strong ('90) basketball
 Joseph G. Sunderman ('79). basketball, radio announcer
 Douglas M. Tegge ('95) men's soccer
 Daniel J. Tehan ('28). football, basketball
 Jodi Thelen ('90) volleyball, coach
 R. Jack Thobe ('62) basketball
 Stephen M. Thomas ('66) basketball
 Taru T. Tuukkanen ('01) basketball
 Joseph P. Viviano ('59). basketball
 David R. von Haefen ('94) golf
 Jamal Walker ('91). basketball
 David M. West ('03). basketball
 John A. Wiethe ('34)football, basketball, baseball
 Carroll E. Williams ('67) football
 Darnell L. Williams ('99) basketball
 Louis J. Witte ('99) baseball
 Marty Wolf ('79) basketball, tennis
 Ned W. Wulk. coach

*Note: Names are listed as they were when they were at XU.



Gary Lumpkin, 2021 inductee, was a four-year starter at point guard for the Musketeers in Xavier's first four seasons as a member of the Atlantic 10 Conference. He is seen here with his coach, the late Skip Prosser, who is also in the Xavier Athletic Hall of Fame.



Trevon Bluiett was a consensus selection as a Second Team All-American as a senior for the 2017-18 season. Bluiett and 2003 National Player of the Year David West are the only Musketeers ever named to the AP first or second team.



Edmond Sumner was a 2015-16 Kyle Macy Freshman All-American (CollegeInsider.com). Other Musketeers that have won the award include Semaj Christon and Myles Davis.



Jordan Crawford earned All-America honors following his first and only season on Xavier's active roster. *Sporting News* named Crawford as a 2009-10 Third Team All-American.



Tu Holloway was named 2010-11 Third Team All-American by several major media outlets. He was named AP Third Team All-American, joining David West as the only XU players to make one of AP's top three teams as an underclassman.

TREVON BLUIETT

2015-16

USA Today Third Team

2017-18

Associated Press Second Team

National Association of Basketball Coaches Second Team

United States Basketball Writers Association Second Team

Sporting News Second Team

USA Today Second Team

CBS Sports Second Team

NBC Sports Second Team

NCAA.com Second Team

John R. Wooden Award All-America Team

Lute Olson All-America Team

LENNY BROWN

1996-97

Basketball Weekly Honorable Mention

1998-99

John R. Wooden Finalist

SEMAJ CHRISTON

2012-13

Kyle Macy Freshman All-American (*CollegeInsider.com*)

JORDAN CRAWFORD

2009-10

Sporting News Third Team

MYLES DAVIS

2013-14

Kyle Macy Freshman All-American (*CollegeInsider.com*)

JAMIE GLADDEN

1989-90

Basketball Times Freshman Fifth Team

1992-93

Associated Press Honorable Mention

BRIAN GRANT

1990-91

Basketball Times Freshman Seventh Team

1993-94

John R. Wooden Finalist Associated Press Honorable Mention

ANTHONY HICKS

1982-83

Sporting News Honorable Mention Associated Press Honorable Mention

TYRONE HILL

1988-89

Associated Press Honorable Mention

1989-90

Basketball Times Third Team Associated Press Honorable Mention

TU HOLLOWAY

2010-11

Associated Press Third Team *Basketball Times* Third Team FOXSports.com Third Team CBSSports.com Third Team SI.com Third Team *Sporting News* Third Team *CollegeInsider.com* All-American **2011-12** *CollegeInsider.com* All-American

T.J. JOHNSON

1994-95

Basketball Weekly Freshman Honorable Mention

BYRON LARKIN

1984-85

Basketball Weekly All-Freshman Second Team *Basketball Times* All-Freshman Team

1985-86

Associated Press Honorable Mention

1986-87

Sporting News Honorable Mention

1987-88

United Press International Second Team Scripps Howard Second Team Associated Press Third Team

GARY MASSA

1977-78

Basketball Weekly All-Freshman Team



Byron Larkin earned Second Team All-American (UPI and Scripps Howard) and Third Team All-American (AP) honors following his senior season, 1987-88.



Tyrone Hill, seen here battling Alonzo Mourning and Dikembe Mutombo in XU's 1990 NCAA Tournament win over Georgetown, earned *Basketball Times* Third Team All-America honors as a senior.



David West, 2003 National Player of the Year, is the most decorated player in Xavier basketball history. He earned AP national honors in each of his final three seasons.



Steve Thomas, who averaged a school-record 30.0 ppg. in the 1963-64 season, earned 1964 First Team All-American honors from the Helms Foundation and *Basketball News*.

JAMES POSEY

1998-99

College Hoops Insider "Top 15"
John R. Wooden Finalist

BOB QUICK

1967-68

Associated Press
Honorable Mention

ROMAIN SATO

2003-04

Associated Press
Honorable Mention

HANK STEIN

1957-58

Converse Second Team

1958-59

United Press International
Third Team

EDMOND SUMNER

2015-16

Kyle Macy Freshman
All-American
(*CollegeInsider.com*)

STEVE THOMAS

1963-64

Basketball News First Team
Helms Foundation First Team
AP, United Press International
and *Sporting News*
Honorable Mention

DAVID WEST

2000-01

Associated Press
Honorable Mention

2001-02

Associated Press Second Team
United States Basketball
Writers

Association Second Team
Basketball Times Second Team
FOXSports.com Second Team
NBC Third Team

Sporting News Third Team
Basketball America Third Team

Dick Vitale's "Rolls Royce
Super Five"

Collegeinsider.com
All-American

John R. Wooden Finalist

2002-03

Associated Press First Team &
**AP National
Player of the Year**

United States Basketball Writers
Association First Team &
**USBWA National
Player of the Year**

Basketball Times First Team &
**BT National
Player of the Year**

National Association of
Basketball Coaches First Team

John R. Wooden First Team

ESPN.com First Team

Sporting News First Team

Dick Vitale's "Rolls Royce
Super Five"

Collegeinsider.com All-American &
Collegeinsider.com
National MVP


NABC/Pete Newell Big Man of
the Year

Senior CLASS Award

David West, Trevon Bluiett, Tu Holloway and Byron Larkin are the only Xavier players ever named to the post-season Associated Press First, Second or Third teams. West was the 2003 AP National Player of the Year and was on the 2002 AP Second Team. Bluiett was a 2018 AP Second Team pick. Holloway earned 2011 AP Third Team honors. Larkin, now an XU radio analyst, earned 1988 AP Third Team honors.



James Posey played for the gold-medal winning Team USA at the 1998 Goodwill Games at Madison Square Garden in New York City.



Byron Larkin made the Team USA squad as the first alternate at both guard positions for the 1987 Pan Am Games. Former Xavier teammate Tyrone Hill won a gold medal at the 1987 Olympic Sports Festival.



T.J. Johnson won a gold medal at the 1995 Olympic Sports Festival.



Michael Hawkins was a key member of Team USA in 1998 and 1999. Hawkins is the first XU player to play more than one year for USA Basketball.

XAVIER PLAYERS IN THE NBA DRAFT

Year	Player	Team	Round	Pick
1949	Malcolm McMullen	Baltimore	—	—
1952	Gene Smith	Minneapolis	—	—
1953	Huck Budde	Minneapolis	Ninth	—
1954	Bob Heim	Baltimore	Sixth	—
1956	Dave Piontek	Rochester	Third	—
1957	Jim Boothe	Cincinnati	12th	—
1958	Frank Tartaron	Cincinnati	11th	—
1959	Hank Stein	St. Louis	Third	—
	Joe Viviano	Cincinnati	Tenth	—
1962	Jack Thobe	Cincinnati	Fourth	33
	Bill Kirvin	Philadelphia	Eighth	70
	Frank Pinchback	Cincinnati	11th	95
1964	Joe Geiger	Cincinnati	Eighth	—
	Bob Pelkington	Philadelphia	Eighth	—
1966	Bryan Williams	St. Louis	Eighth	—
1968	Bob Quick	Baltimore	Second	18
1969	Luther Rackley	Cincinnati	Third	37
1973	Bob Fullarton	Buffalo	Ninth	140
	Conny Warren	Philadelphia	12th	175
1979	Nick Daniels	Kansas City	Seventh	145
1983	Tony Hicks	Milwaukee	Seventh	157
	Jon Hanley	Cleveland	Tenth	208
1984	Vic Fleming	Portland	Second	26
	Jeff Jenkins	Seattle	Fourth	83
	John Shimko	Cleveland	Ninth	187
	Dexter Bailey	Denver	Tenth	215
1990	Tyrone Hill	Golden State	First	11*
	Derek Strong	Philadelphia	Second	47
1994	Brian Grant	Sacramento	First	8*
1998	Torrye Braggs	Utah	Second	57
1999	James Posey	Denver	First	18
2003	David West	New Orleans	First	18
2004	Lionel Chalmers	L.A. Clippers	Second	33
	David Young	Seattle	Second	41
	Romain Sato	San Antonio	Second	52
2009	Derrick Brown	Charlotte	Second	40
2010	Jordan Crawford	+ New Jersey	First	27
2014	Semaj Christon	^ Miami	Second	55
2017	Edmond Sumner	# New Orleans	Second	52

* – Lottery Pick

+ Draft rights traded on NBA Draft night to Atlanta

^ Draft rights traded on NBA Draft night to Charlotte and then to Oklahoma City

Draft rights traded on NBA Draft night to Indiana



Xavier graduate Brian Grant, who played 13 seasons in the NBA, was selected in the NBA Draft lottery. He is Xavier's highest-ever selection at eighth overall in 1994.



Tyrone Hill was the first Xavier graduate to get drafted in the NBA Draft lottery, taken by Golden State with the 11th pick in the 1990 draft.

FORMER XAVIER PLAYERS IN THE NBA

TORRAYE BRAGGS

Houston (2003-05)
Washington (2003-04)
Two seasons

DERRICK BROWN

Charlotte (2009-11)
New York (2011-12)
Charlotte (2011-12)
Three seasons

LIONEL CHALMERS

L.A. Clippers (2004-05)
Minnesota (2005-06)
Atlanta (2006-07)
Three seasons

SEMAJ CHRISTON

Oklahoma City (2014-15)
Oklahoma City (2016-17)
Two seasons

JORDAN CRAWFORD

Atlanta (2010-11)
Washington (2011-13)
Boston (2012-14)
Golden State (2013-14)
New Orleans (2016-18)
Six seasons

BRIAN GRANT

NBA All-Rookie (1994-95)
Sacramento (1994-97)
Portland (1997-2000)
Miami (2000-04)
L.A. Lakers (2004-05)
Phoenix (2005-06)
Boston (2006-2007)
13 seasons

MICHAEL HAWKINS

Boston (1996-97)
Sacramento (1998-99)
Charlotte (1999-2000)
Cleveland (2000-01)
Four seasons

TYRONE HILL

NBA All-Star (1994-95)
Golden State (1990-93)
Cleveland (1993-97)
Milwaukee (1997-99)
Philadelphia (1999-2001)
Cleveland (2001-03)
Philadelphia (2002-03)
Miami (2003-04)
14 seasons

STAN KIMBROUGH

Detroit (1989-90)
Sacramento (1992-93)
Two seasons

J.P. MACURA

Charlotte (2018-19)
One season

NAJI MARSHALL

New Orleans (2020-present)
One season+

MALCOLM MCMULLEN

Indianapolis (1949-51)
Two seasons

DAVE PIONTEK

Rochester (1956-57)
Cincinnati (1957-59)
St. Louis (1959-61)
Chicago (1961-62)
Cincinnati (1962-63)
Seven seasons

JAMES POSEY

NBA All-Rookie (1999-00)
Denver (1999-2002)
Houston (2002-03)
Memphis (2003-05)
Miami (2005-2007)
Boston (2007-2008)
New Orleans (2008-10)
Indiana (2010-11)
12 seasons

BOB QUICK

Baltimore (1968-69)
Detroit (1969-72)
Four seasons

LUTHER RACKLEY

Cincinnati (1969-70)
Cleveland (1970-72)
N.Y. Knicks (1971-73)
Philadelphia (1973-74)
Five seasons

ROMAIN SATO

San Antonio (2004-05)
One Season

DEREK STRONG

Washington (1991-92)
Milwaukee (1992-94)
Boston (1994-95)
L.A. Lakers (1995-96)
Orlando (1996-2000)
L.A. Clippers (2000-01)
10 seasons

EDMOND SUMNER

Indiana (2017-2021)
Four seasons

LARRY SYKES

Boston (1995-96)
One season

DAVID WEST

NBA All-Star (2008 & 2009)
New Orleans (2003-11)
Indiana (2011-15)
San Antonio (2015-16)
Golden State (2016-18)
15 seasons

AARON WILLIAMS

Utah (1993-94)
Milwaukee (1994-95)
Denver (1996-97)
Vancouver (1996-97)
Seattle (1997-99)
Washington (1999-2000)
New Jersey (2000-04)
Toronto (2004-05)
New Orleans (2005-06)
L.A. Clippers (2006-08)
14 seasons

DAVID YOUNG

Seattle (2004-05)
One Season

2018 ASSOCIATED PRESS FINAL POLL				
Rk	Team	Record	Pts.	Previous
1.	Virginia	31-2	1,625	1
2.	Villanova	30-4	1,554	2
3.	Xavier +	28-5	1,383	3
4.	Kansas	27-7	1,379	9
5.	Michigan State	29-4	1,304	4
6.	Cincinnati	30-4	1,230	8
7.	Michigan	28-7	1,213	7
8.	Gonzaga	30-4	1,199	6
9.	Duke	26-7	1,179	5
10.	North Carolina	25-10	1,100	12
11.	Purdue	28-6	1,047	10
12.	Arizona	27-7	918	15
13.	Tennessee	25-8	771	13
14.	Texas Tech	24-9	716	14
15.	West Virginia	24-10	663	18
16.	Wichita State	25-7	604	11
17.	Ohio State	24-8	600	17
18.	Kentucky	24-10	528	NR
19.	Auburn	25-7	501	16
20.	Clemson	23-9	439	19
21.	Houston	26-7	430	21
22.	Miami (Florida)	22-9	134	24
23.	Florida	20-12	102	23
24.	Nevada	27-7	93	22
25.	St. Mary's (Calif.)	28-5	71	20

+ School record

2016 ASSOCIATED PRESS FINAL POLL				
Rk	Team	Record	Pts.	Previous
1.	Kansas (63)	30-4	1,623	1
2.	Michigan State (2)	29-5	1,552	2
3.	North Carolina	28-6	1,488	7
4.	Virginia	26-7	1,384	4
5.	Oregon	28-6	1,371	8
6.	Villanova	29-5	1,283	3
7.	Oklahoma	25-7	1,215	6
8.	West Virginia	26-8	1,193	9
9.	Xavier	27-5	1,127	5
10.	Miami	25-7	920	11
	Kentucky	26-8	920	16
12.	Purdue	26-8	873	13
13.	Utah	26-8	870	12
14.	Indiana	25-7	828	10
15.	Texas A&M	26-8	682	17
16.	Louisville	23-8	585	14
17.	Arizona	25-8	559	15
18.	Maryland	25-8	489	18
19.	Duke	23-10	383	19
20.	Seton Hall	25-8	374	NR
21.	Baylor	22-11	347	22
22.	Iowa State	21-11	317	21
23.	California	23-10	270	24
24.	SMU	25-5	84	25
25.	Iowa	21-10	82	20

2011 ASSOCIATED PRESS FINAL POLL				
Rk	Team	Record	Pts.	Previous
1.	Ohio State (51)	32-2	1,611	1
2.	Kansas (14)	32-2	1,574	2
3.	Duke	30-4	1,472	5
4.	Pittsburgh	27-5	1,406	3
5.	Notre Dame	26-6	1,332	4
6.	San Diego State	32-2	1,322	7
7.	North Carolina	26-7	1,189	6
8.	Texas	27-7	1,069	10
9.	Connecticut	26-9	1,019	21
10.	Brigham Young	30-4	977	8
11.	Kentucky	25-8	928	15
12.	Syracuse	26-7	922	11
13.	Purdue	25-7	903	9
14.	Louisville	25-9	874	14
15.	Florida	26-7	840	12
16.	Wisconsin	23-8	619	13
17.	Arizona	27-7	516	16
18.	St. John's	21-11	433	17
19.	Utah State	30-3	333	23
20.	Xavier	24-7	270	18
21.	Kansas State	22-10	240	19
22.	West Virginia	20-11	178	20
23.	Washington	23-10	176	NR
24.	Texas A&M	24-8	152	26
25.	Vanderbilt	23-10	130	27

2010 ASSOCIATED PRESS FINAL POLL				
Rk	Team	Record	Pts.	Previous
1.	Kansas (65)	32-2	1,625	1
2.	Kentucky	32-2	1,559	2
3.	Duke	29-5	1,427	4
4.	Syracuse	28-4	1,412	3
5.	Ohio State	27-7	1,377	5
6.	West Virginia	27-6	1,365	7
7.	Kansas State	26-7	1,209	9
8.	New Mexico	29-4	1,043	8
9.	Villanova	24-7	961	10
10.	Purdue	27-5	915	6
11.	Butler	28-4	903	12
12.	Temple	29-5	843	17
13.	Michigan State	24-8	836	11
14.	Georgetown	23-10	788	22
15.	Tennessee	25-8	616	15
16.	Wisconsin	23-8	603	13
17.	Brigham Young	29-5	600	14
18.	Pittsburgh	24-8	566	16
19.	Baylor	25-7	550	21
20.	Maryland	23-8	394	19
21.	Vanderbilt	24-8	382	20
22.	Gonzaga	26-6	359	18
23.	Texas A&M	23-9	290	23
24.	Richmond	26-8	141	NR
25.	Xavier	24-8	106	24

2009 ASSOCIATED PRESS FINAL POLL				
Rk	Team	Record	Pts.	Previous
1.	Louisville (45)	28-5	1,740	5
2.	North Carolina (11)	28-4	1,654	1
3.	Memphis (11)	31-3	1,621	4
4.	Pittsburgh (3)	28-4	1,585	2
5.	Connecticut (1)	27-4	1,519	3
6.	Duke	28-6	1,444	9
7.	Oklahoma	27-5	1,281	6
8.	Michigan State	26-6	1,257	7
9.	Missouri	28-6	1,131	14
10.	Gonzaga	26-5	1,060	12
11.	Villanova	26-7	1,049	10
12.	Wake Forest	24-6	997	8
13.	Syracuse	26-9	903	18
14.	Kansas	25-7	874	11
15.	Washington	25-8	751	13
16.	Florida State	25-9	667	22
17.	Purdue	25-9	643	24
18.	UCLA	25-8	491	15
19.	Arizona State	24-9	381	23
20.	Xavier	25-7	351	19
21.	LSU	26-7	292	20
22.	Butler	26-5	284	16
23.	Marquette	24-9	277	21
24.	Clemson	23-8	264	17
25.	Utah	24-9	150	NR

2008 ASSOCIATED PRESS FINAL POLL				
Rk	Team	Record	Pts.	Previous
1.	North Carolina (53)	32-2	1,779	1
2.	Memphis (13)	33-1	1,710	2
3.	UCLA (5)	31-3	1,674	3
4.	Kansas (1)	31-3	1,596	5
5.	Tennessee	29-4	1,449	4
6.	Wisconsin	29-4	1,412	8
7.	Texas	28-6	1,390	6
8.	Georgetown	27-5	1,271	9
9.	Duke	27-5	1,223	7
10.	Stanford	26-7	1,122	11
11.	Butler	29-3	1,004	12
12.	Xavier	27-6	957	10
13.	Louisville	24-8	894	13
14.	Drake	28-4	794	16
15.	Notre Dame	24-7	672	14
16.	Connecticut	24-8	670	15
17.	Pittsburgh	26-9	586	NR
18.	Michigan State	25-8	523	19
19.	Vanderbilt	26-7	493	18
20.	Purdue	24-8	418	17
21.	Washington State	24-8	377	21
22.	Clemson	24-9	364	NR
23.	Davidson	26-6	253	23
24.	Gonzaga	25-7	232	20
25.	Marquette	24-9	174	25

SCHOOL RECORD FOR FINAL 2018 AP POLL

Xavier was ranked a school-record No. 3 in the final 2018 Associated Press Poll, which is released prior to the NCAA Tournament.

Xavier made each of the 19 Associated Press Polls in the 2017-18 season for the first time in school history, including the preseason, postseason and every regular season poll. Xavier reached a school-record ranking of No. 3 in the Feb. 26, March 5 and the Final AP Poll (March 12) during the 2017-18 campaign. XU was ranked in the AP Top 10 for 13 polls, including each of the last eight.

Prior to the 2017-18 season, Xavier reached as high as No. 5 in the Associated Press Poll for five weeks in the 2015-16 season (Jan. 18, Feb. 8, Feb. 22, Feb. 29 and March 7).

Xavier spent a school-record 14 straight polls in the AP Top 10 in the 2015-16 season.

A REGULAR IN THE AP POLL

Xavier has become a regular in the Associated Press Poll. Please note that the Final AP Poll is tallied prior to the NCAA Tournament (unlike the post-NCAA Tournament final ESPN/*USA Today* Poll). The records in the AP Poll listings on these two pages are at the time of the poll.

Xavier recorded a then school-record tying ranking of 12th in the final Associated Press Poll in 2008 and 2003. Xavier's 2008 squad reached the NCAA Tournament Elite Eight. The 2003 season was the senior year for National Player of the Year **David West**.

IMPRESSIVE STREAK

Xavier was ranked 24th in the final 2012 ESPN/*USA Today* Coaches Poll. That marked the fifth straight year XU had appeared in the final Associated Press and/or Coaches Poll.

STREAKING IN THE AP POLL

Xavier spent a school-record 28 straight polls in the Associated Press Poll starting with the poll on December 2, 1996 before being left out of the February 8, 1998 poll. XU reached as high as seventh in the December 7, 1997 AP poll.

Xavier tied the then-school record in the 2008-09 season for highest regular season ranking in the Associated Press Poll when it climbed to number seven the week of

AP

2003 FINAL AP POLL

Rk	Team	Record	Points
1.	Kentucky (70)	29-3	1,774
2.	Arizona (1)	25-3	1,686
3.	Oklahoma	24-6	1,589
4.	Pittsburgh	26-4	1,539
5.	Texas	22-6	1,498
6.	Kansas	25-7	1,450
7.	Duke	24-6	1,224
8.	Wake Forest	24-5	1,160
9.	Marquette	23-5	1,147
10.	Florida	24-7	1,141
11.	Illinois	24-6	1,101
12.	Xavier	25-5	1,006
13.	Syracuse	24-5	968
14.	Louisville	24-6	826
15.	Creighton	29-4	605
16.	Dayton	25-5	584
17.	Maryland	19-9	580
18.	Stanford	23-8	539
19.	Memphis	23-6	468
20.	Mississippi State	21-9	372
21.	Wisconsin	22-7	369
22.	Notre Dame	22-9	313
23.	Connecticut	21-9	225
24.	Missouri	21-10	199
25.	Georgia	19-8	141

1988 FINAL AP POLL


1. Temple
 2. Arizona
 3. Purdue
 4. Oklahoma
 5. Duke
 6. Kentucky
 7. North Carolina
 8. Pittsburgh
 9. Syracuse
 10. Michigan
 11. Bradley
 12. Nevada-Las Vegas
 13. Wyoming
 14. North Carolina St.
 15. Loyola Marymount
 16. Illinois
 17. Iowa
 18. **Xavier** [^]
 19. Brigham Young
 20. Kansas State
- [^] XU's first appearance in final AP Poll.



Stan Kimbrough, along with teammates Byron Larkin, Tyrone Hill, Derek Strong and J.D. Barnett, led Xavier to its first-ever appearance in the AP Final Poll in 1988. Kimbrough is seen here getting instructions from his head coach Pete Gillen, the second-winningest head coach in XU history and currently a CBS Sports Network analyst.



Drew Lavender and fellow seniors Josh Duncan and Stanley Burrell led Xavier to the 2008 NCAA Tournament Elite Eight and a then-school-record tying ranking of 12th in the final Associated Press Poll.



David West, the 2003 National Player of the Year and a three-time selection as Atlantic 10 Conference Player of the Year, led Xavier to the 2003 NCAA Tournament Second Round and a then-school-record ranking of 12th in the final Associated Press Poll. He is seen here in Xavier's win at rival Cincinnati his senior year. The 2017-18 team, which earned the school's first-ever No. 1 seed in the NCAA Tournament, owns the final AP Poll school record at No. 3.

December 15, 2008. Xavier broke that record in the 2015-16 season and again in the 2017-18 season.

BACK IN THE AP POLL

Xavier cracked the Associated Press Top 20 in 1988 for the first time in 30 years. After winning 11 straight games, the 22-3 Musketeers were back in the AP Top 20 on Mon., Feb. 29, 1988. XU had not been ranked in the Top 20 in the AP or UPI poll since December of 1958.

XU went on to win a then-school record 15 straight games in 1988. XU took a 26-3

record into the 1988 NCAA Tournament, finishing number 18 in the final AP Top 20 Poll, before losing to Danny Manning and eventual NCAA Champion Kansas in the first round of the 1988 NCAA Tournament.

RECORD-SETTING FINISHES

Xavier set a then-school record for highest AP Poll finish at 12th in the 2002-03 season, the senior year for National Player of the Year **David West**. XU tied that record in 2008 and broke it in the 2015-16 season at No. 9. The 2017-18 team set the new standard at No. 3.

2018 ESPN/USA TODAY COACHES FINAL POLL ^

Rk	Team	Record	Pts.	Previous
1.	Villanova (32)	36-4	800	2
2.	Michigan	33-8	756	7
3.	Kansas	31-8	734	3
4.	Duke	29-8	669	6
5.	Virginia	31-3	611	1
6.	Texas Tech	27-10	559	13
7.	Loyola (Chi)	32-6	555	NR
8.	Xavier +	29-6	531	4
9.	Purdue	30-7	500	11
10.	Gonzaga	32-5	476	8
11.	Michigan State	30-5	473	5
12.	Cincinnati	31-5	420	10
13.	West Virginia	26-11	402	14
14.	North Carolina	26-11	394	9
15.	Clemson	25-10	317	18
16.	Tennessee	26-9	287	12
17.	Kentucky	26-11	280	20
18.	Florida State	23-12	250	NR
19.	Kansas State	25-12	221	NR
20.	Nevada	29-8	201	25
21.	Ohio State	25-9	196	17
22.	Houston	27-8	149	19
23.	Auburn	26-8	108	21
24.	Texas A&M	22-13	107	NR
25.	Wichita St	25-8	83	16

^ post-NCAA Tournament poll
RV - receiving votes
+ School record for the Final USA Today/ESPN Poll

2017 ESPN/USA TODAY FINAL POLL ^

Rk	Team	Record	Pts.	Previous
1.	North Carolina (31)	33-7	775	8
2.	Gonzaga	37-2	744	2
3.	Oregon	33-6	695	9
4.	Kansas	31-5	653	3
5.	Kentucky	32-6	627	5
6.	South Carolina	26-11	561	NR
7.	Arizona	32-5	548	4
8.	Villanova	32-4	498	1
9.	UCLA	31-5	492	6
10.	Florida	27-9	468	17
11.	West Virginia	28-9	445	12
12.	Baylor	27-8	352	11
13.	Duke	28-9	348	7
14.	Louisville	25-9	347	10
15.	Purdue	27-8	319	15
16.	Wisconsin	27-10	289	22
17.	Michigan	26-12	278	26
18.	Xavier	24-14	276	NR
19.	Butler	25-9	229	24
20.	Notre Dame	26-10	199	14
21.	Wichita State	31-5	162	19
22.	Cincinnati	30-6	140	16
23.	Southern Methodist	30-5	128	13
24.	Florida State	26-9	127	18
25.	Iowa State	24-11	106	20

^ post-NCAA Tournament poll

2016 ESPN/USA TODAY FINAL POLL ^

Rk	Team	Record	Pts.	Previous
1.	Villanova (30)	35-5	750	6
2.	North Carolina	33-7	720	3
3.	Kansas	33-5	657	1
4.	Oklahoma	29-8	643	7
5.	Virginia	29-8	631	5
6.	Oregon	31-7	596	4
7.	Michigan State	29-6	488	2
8.	Miami	27-8	480	11
9.	Indiana	27-8	456	12
10.	Syracuse	23-14	446	NR
11.	Xavier	28-6	361	9
12.	Texas A&M	28-9	358	15
13.	Maryland	27-9	358	17
14.	West Virginia	26-9	331	8
15.	Iowa State	23-12	315	19
16.	Kentucky	27-9	297	13
17.	Notre Dame	24-12	285	NR
18.	Duke	25-11	263	20
19.	Purdue	26-9	184	10
20.	Utah	27-9	170	14
21.	Gonzaga	28-8	157	NR
22.	Arizona	25-9	154	16
23.	Wisconsin	22-13	149	NR
24.	Baylor	22-12	105	18
25.	Iowa	22-11	82	24

^ post-NCAA Tournament poll

2015 ESPN/USA TODAY COACHES FINAL POLL ^

Rk	Team	Record	Pts.	Previous
1.	Duke (29)	35-4	773	5
2.	Wisconsin	36-4	739	3
3.	Kentucky (2)	38-1	720	1
4.	Arizona	34-4	659	4
5.	Notre Dame	32-6	614	8
6.	Gonzaga	35-3	608	7
7.	Michigan State	27-12	572	22
8.	Virginia	30-4	525	6
9.	Villanova	33-3	500	2
10.	Louisville	27-9	474	16
11.	Wichita State	30-5	452	13
12.	North Carolina	26-12	403	14
13.	Oklahoma	24-11	360	15
14.	Northern Iowa	31-4	350	9
15.	Utah	26-9	342	18
16.	Maryland	28-7	331	12
17.	Kansas	27-9	330	11
18.	West Virginia	25-10	286	21
19.	Iowa State	25-9	243	10
20.	Arkansas	27-9	143	20
21.	Baylor	24-10	112	17
22.	Xavier	23-14	106	NR
23.	Butler	23-11	89	23
24.	NC State	22-14	88	NR
25.	Oregon	26-10	56	25

^ post-NCAA Tournament poll

2010 ESPN/USA TODAY COACHES FINAL POLL ^

Rk	Team	Record	Pts.	Previous
1.	Duke (31)	35-5	775	3
2.	Butler	33-5	739	8
3.	West Virginia	31-7	696	5
4.	Michigan State	28-9	654	12
5.	Kentucky	35-3	650	2
6.	Kansas	33-3	604	1
7.	Kansas State	29-8	573	7
8.	Syracuse	30-5	554	4
9.	Tennessee	28-9	494	14
10.	Baylor	28-8	487	21
11.	Ohio State	29-8	483	6
12.	Purdue	29-6	448	11
13.	Northern Iowa	30-5	344	24
14.	Xavier	26-9	271	33
15.	Villanova	25-8	267	9
16.	New Mexico	30-5	229	10
17.	Cornell	29-5	225	29
18.	Maryland	24-9	201	20
19.	St. Mary's	28-6	198	26
20.	Pittsburgh	25-9	182	16
21.	Washington	26-10	163	30
22.	Brigham Young	30-6	161	16
23.	Gonzaga	27-7	141	18
24.	Wisconsin	24-9	140	19
25.	Texas A&M	24-10136	23	

^ post-NCAA Tournament poll

2008 ESPN/USA TODAY COACHES FINAL POLL ^

Rk	Team	Record	Pts.	Previous
1.	Kansas (31)	37-3	775	4
2.	Memphis	38-2	744	3
3.	North Carolina	36-3	708	1
4.	UCLA	35-4	687	2
5.	Texas	31-7	631	7
6.	Louisville	27-9	602	13
7.	Tennessee	31-5	554	6
8.	Xavier +	30-7	543	12
9.	Davidson	29-7	512	23
10.	Wisconsin	31-5	499	5
11.	Stanford	28-8	474	11
12.	Georgetown	28-6	395	8
13.	Michigan State	27-9	359	20
14.	Butler	30-4	339	10
15.	Washington State	26-9	328	21
16.	Duke	28-6	312	9
17.	West Virginia	26-11	197	RV
18.	Pittsburgh	27-10	194	19
19.	Notre Dame	25-8	180	15
20.	Purdue	25-9	164	18
21.	Marquette	25-10	153	T-24
22.	Western Kentucky	29-7	139	NR
23.	Drake	28-5	117	14
24.	Villanova	22-13	110	NR
25.	Vanderbilt	26-8	70	16

^ post-NCAA Tournament poll
RV - receiving votes
+ School record for the Final USA Today/ESPN Poll



Romain Sato, seen here against Texas in the 2004 NCAA Tournament, and fellow seniors Anthony Myles and Lionel Chalmers, led Xavier to the 2004 NCAA Tournament Elite Eight and a ranking of 12th in the post-tournament final ESPN/USA Today Poll.

A REGULAR IN THE COACHES POLL

Xavier has become a regular in the Final ESPN/USA Today Coaches Poll, a post-NCAA Tournament poll, making that poll eight times since 2008, including four straight years (2018, 2017, 2016, 2015, 2012, 2010, 2009 and 2008). XU earned a ranking of eighth in the 2018 Final ESPN/USA Today Coaches Poll, tying the school record first set in the 2007-08 season.

Xavier made each of the 19 USA Today Coaches Polls in the 2017-18 season for the first time in school history, including the pre-season, postseason and every regular sea-

son poll. XU, which was a school-record No. 4 in the final regular season 2018 USA Today Coaches Poll, also reached No. 4 in the 2015-16 season on Feb. 8, 2016.

Xavier enjoyed a stretch where it was ranked in the ESPN/USA Today Poll that began December 8, 1996 and ended in the March 8, 1998 poll.

THE CINDERELLA STORY

As the saying goes, “The third time was a charm” for Xavier and its fans. In 1956 head coach **Ned Wulk** guided the Musketeers to their first-ever National Invitation Tournament appearance, upsetting St. Louis 84-80 in the first round before losing in the Quarterfinals to NIT finalist Dayton 72-68. Wulk brought Xavier back into the NIT in 1957, defeating Seton Hall 85-79 before being eliminated by eventual champion Bradley.

Needless to say, expectations were high heading into the 1957-58 season. First-year head coach **Jim McCafferty**’s team jumped out of the gate with a 10-1 record and accepted an NIT bid at that time.

Then things started to fall apart. XU lost 10 of its last 15 regular season games and was asked by the NIT selection committee if it wished to withdraw from the tourney. McCafferty answered with an emphatic “No!”

This set the stage for Xavier’s Cinderella Story, a championship which *Sport* magazine called “One of the greatest upsets in basketball history.” Most people thought the Musketeers’ stay in New York would be a short one. They were seeded last.

The underdog Musketeers struggled early in their first game, falling behind Niagara 16-3. XU came back to beat Niagara 95-86, and went on to defeat Bradley (72-62) and St. Bonaventure (72-53) on its way to the NIT Championship Game.

Three straight upsets put the Musketeers into the finals against highly-favored Dayton on national television.

Hank Stein, who was named Tourney MVP, took control as the game went to overtime tied at 67-all. He helped the Musketeers put together a 7-2 run, giving them a 74-69 advantage. XU held on for a 78-74 win, becoming the first college basketball team in Ohio to win a major national championship.

For the third straight game, Xavier had the hot hand, shooting 53 percent from the field. Stein (23) led the scoring parade while **Ducky Castelle** added 19. Four Musketeers were named to the All-Tournament Team, including MVP Hank Stein. **Joe Viviano**, **Ducky Castelle** and **Tony Olberding** joined Stein as All-NIT selections. The Cinderella Story was complete. It was time for the celebrations.



THE 1958 ROAD TO THE TITLE

Xavier vs. Niagara, NIT First Round, Saturday, March 15, 1958 at Madison Square Garden (New York, N.Y.)

Xavier (95) - Joe Viviano 8 10 26, Anthony Olberding 7 1 15, Frank Tartaron 2 0 4, Hank Stein 5 7 17, Bowyer “Ducky” Castelle 7 4 18, Richard Piontek 0 0 0, Al Gundrum 4 7 15, **Totals: 33 29 95**

Niagara (86) - Robert Sawyer 2 2 6, Art Johnston 1 0 2, Alex Ellis 12 17 41, Richard Veith 9 3 21, Thomas Mulroy 3 0 6, Robert Tighe 0 0 0, James Maloney 1 2 4, **Totals: 31 24 86**
 Halftime - Xavier 41, Niagara 39, Fouled Out - Taratron, Piontek, Sawyer, Johnston, Totals: Fouls - Xavier 20, Niagara 21

Xavier vs. Bradley, NIT Quarterfinal, Tuesday, March 18, 1958 at Madison Square Garden (New York, N.Y.)

Xavier (72) - Joe Viviano 6 2 16, Anthony Olberding 4 5 12, Frank Tartaron 1 0 2, Richard Piontek 2 1 5, Hank Stein 10 3 23, Bowyer “Ducky” Castelle 4 7 15, Albert Gundrum 0 0 0, **Totals: 27 18 72**

Bradley (62) - Barney Cable 3 5 13, Joe Billy McDade 3 1 7, Dick Dhabalt 0 0 0, Curley Johnson 1 0 2, Shellie McMillon 3 2 8, Don Carothers 0 0 0, Bobby Joe Mason 9 5 23, Chuck Sedgwick 1 0 2, Mike Owens 2 0 4, Gene Morse 0 1 1, John Myers 0 0 0, **Totals: 24 14 62**
 Halftime - Xavier 26, Bradley 27, Fouled Out - none, Total Fouls - Xavier 14, Bradley 21

Xavier vs. St. Bonaventure, NIT Semifinal, Thursday, March 20, 1958 at Madison Square Garden (New York, N.Y.)

Xavier (72) - Joe Viviano 2 4 8, Fred Jannott 1 0 2, Anthony Olberding 2 2 6, Bill Middendorf 0 0 0, Frank Tartaron 5 0 10, Richard Piontek 2 2 6, Hank Stein 11 5 27, James Puthoff 0 1 1, Bowyer “Ducky” Castelle 1 0 2, Albert Gundrum 2 2 6, James Dentinger 2 0 4, **Totals: 28 16 72**

St. Bonaventure (53) - Ken Fairfield 2 0 4, Mike Schrauth 1 2 4, Sam Stith 1 3 5, Mike Cavaliere 3 2 8, John Connors 7 2 16, Bill Kollander 0 2 2, Don Newhook 1 1 3, Mike Connely 0 0 0, Larry Weise 5 1 11, Lee Fitzpatrick 0 0 0, **Totals: 20 13 53**
 Halftime - Xavier 31, St. Bonaventure 24, Fouled Out - Fairfield, Total Fouls -Xavier 16, St. Bonaventure 19

Xavier vs. Dayton, NIT Championship, Saturday, March 22, 1958 at Madison Square Garden (New York, N.Y.)

Xavier (78) - Joe Viviano 5 0 10, Anthony Olberding 2 2 6, Richard Piontek 3 0 6, Frank Tartaron 6 2 14, Hank Stein 9 5 23, Bowyer “Ducky” Castelle 8 3 19, **Totals: 33 12 78**

Dayton (74) - Arlen Bockhorn 5 0 10, Frank Case 10 1 21, Hank Josefczyk 0 0 0, Harold Bockhorn 0 0 0, Jack McCarthy 9 3 21, Don Lane 6 4 16, Terry Bockhorn 1 4 6, **Totals: 31 12 74**
 Halftime - Xavier 41, Dayton 39, End of Regulation - Xavier 67, Dayton 67, Fouled Out - Tartaron, A. Bockhorn, Case, T. Bockhorn, Total Fouls - Xavier 18, Dayton 20



Lenny Brown scored a career-high 34 points against Oregon in a 1999 NIT game at Madison Square Garden in New York City. That 1999 NIT marked XU’s first return to New York for the NIT since the 1958 championship run.



Jim McCafferty led Xavier to the 1958 National Invitation Tournament Championship, giving XU the distinction of being the first university in Ohio to win a major national championship in basketball.

XU’S ALL-NIT SELECTIONS

- 1956 Jim Boothe
- 1958 Hank Stein (First & MVP)
- Joe Viviano (Second)
- Ducky Castelle (Honorable Mention)
- Tony Olberding (Honorable Mention)
- 1984 Ralph Lee
- 1999 Lenny Brown

DID YOU KNOW?

Xavier is 16-7 in the postseason National Invitation Tournament.

Xavier reached at least the NIT Quarterfinals in each of its first six appearances.

REGULAR SEASON TOURNAMENTS

- 1946 Indiana State Invitational, Terre Haute, Ind.** – Xavier 64, Southeast Missouri State 49; Xavier 53, Evansville 47; Marshall 58, Xavier 44.
- 1950 Ohio Catholic Tournament, Cleveland, Ohio** – Dayton 59, Xavier 51.
- 1950 Cincinnati Invitational, Cincinnati, Ohio** – Xavier 74, Morris-Harvey 53; Cincinnati 59, Xavier 48.
- 1955 Queen City, Buffalo, N.Y.** – Xavier 84, Niagara 63; Xavier 95, St. Bonaventure 86; Xavier 92, Georgia Tech 67. All-Tourney: Jim Boothe (MVP) and Dave Piontek.
- 195 Queen City, Buffalo, N.Y.** – Minnesota 83, Xavier 76; Xavier 81, Cornell 57. All-Tourney: Jim Boothe.
- 1957 Cincinnati Invitational, Cincinnati, Ohio** – Xavier 70, Marshall 68; Cincinnati 79, Xavier 68. All-Tourney: Hank Stein.
- 1958 All-College, Oklahoma City, Okla.** – Xavier 68, Oregon 57; Oklahoma City 81, Xavier 54; Bowling Green 92, Xavier 71.
- 1959 Hurricane Classic, Miami Beach, Fla.** – Xavier 86, Florida 74; Miami 87, Xavier 69. All-Tourney: Jack Thobe and Bill Kirvin.
- 1960 Motor City, Detroit, Mich.** – Colorado State 71, Xavier 65; Xavier 72, Yale 39. All-Tourney: Bill Kirvin.
- 1961 University of Kentucky Invitational, Lexington, Ky.** – Kansas State 75, Xavier 67; Tennessee 75, Xavier 70. All-Tourney: Frank Pinchback.
- 1962 Sugar Bowl Classic, New Orleans, La.** – Auburn 63, Xavier 57; Mississippi State 75, Xavier 66.
- 1963 Queen City, Buffalo, N.Y.** – Xavier 69, Miami (OH) 68; DePaul 86, Xavier 80. All-Tourney: Steve Thomas and Bob Pelkington.
- 1964 All-College, Oklahoma City, Okla.** – Xavier 93, LSU 87; Brigham Young 115, Xavier 103; Oklahoma City 90, Xavier 75. All-Tourney: Steve Thomas.
- 1965 All-College, Oklahoma City, Okla.** – Wichita State 82, Xavier 81; Xavier 98, Texas A&M 86; Xavier 90, Wyoming 86.
- 1966 American Legion Classic, Seattle, Wash.** – Xavier 96, Wyoming 92; Seattle 91, Xavier 79. All-Tourney: Tim O'Connell (MVP).
- 1967 All-College, Oklahoma City, Okla.** – Brigham Young 87, Xavier 75; Xavier 101, Idaho State 84; Fordham 81, Xavier 70. All-Tourney: Bob Quick.
- 1968 Mobile Classic, Mobile, Ala.** – Xavier 75, West Florida 67; Auburn 75, Xavier 73. All-Tourney: Tom Schlager and Luther Rackley.
- 1969 Marshall Invitational, Huntington, W.Va.** – Xavier 75, NYU 68; Oklahoma 101, Xavier 89. All-Tourney: Tom Binegar.
- 1970 Old Dominion Classic, Norfolk, Va.** – Auburn 86, Xavier 73; Xavier 82, Tulane 66.
- 1971 Palmetto Classic, Charleston, S.C.** – Virginia 85, Xavier 65; Air Force 62, Xavier 58.
- 1972 Roadrunner Classic, Las Cruces, N.M.** – Southern Illinois 75, Xavier 65; VMI 60, Xavier 59.
- 1973 Poinsettia Classic, Greenville, S.C.** – Furman 82, Xavier 70; Delaware 65, Xavier 64. All-Tourney: Mike Plunkett and Jerry Foley.
- 1974 All-College, Oklahoma City, Okla.** – Oklahoma City 70, Xavier 68; Wyoming 60, Xavier 57; Xavier 76, Niagara 69.
- 1975 Marshall Memorial Invitational, Huntington, W.Va.** – Xavier 78, Marshall 77 (OT); Kent State 79, Xavier 71. All-Tourney: Garry Whitfield and Nick Daniels.
- 1976 Brigham Young Cougar Classic, Provo, Utah** – Niagara 46, Xavier 44; Seattle 63, Xavier 61. All-Tourney: Steve Spivery.
- 1976 Maryland Invitational, College Park, Md.** – Maryland 84, Xavier 74; Duquesne 86, Xavier 80.
- 1977 Bluebonnet Classic, Houston, Texas** – Houston 100, Xavier 75; Xavier 65, Rice 58. All-Tourney: Gary Massa.
- 1978 Volunteer Classic, Knoxville, Tenn.** – Xavier 75, Southern Cal 68; Xavier 51, Tennessee 50. All-Tourney: Nick Daniels (MVP).
- 1979 Indiana Classic, Bloomington, Ind.** – Indiana 92, Xavier 66; Seton Hall 70, Xavier 67.
- 1979 West Virginia Classic, Morgantown, W.Va.** – West Virginia 82, Xavier 65; Xavier 74, Columbia 59.
- 1980 Lobo Classic, Albuquerque, N.M.** – Boston University 91, Xavier 84; TCU 57, Xavier 47. All-Tourney: Anthony Hicks.
- 1981 Lapchick Tournament, Jamaica, N.Y.** – St. John's 75, Xavier 55; Detroit 72, Xavier 68 (OT).
- 1983 Miller High Life Tournament, Tampa, Fla.** – Xavier 77, Niagara 68; Xavier 104, Delaware State 82. All-Tourney: Jeff Jenkins (MVP), John Shimko, and Dexter Bailey.
- 1984 Kactus Klassic, Tempe, Ariz.** – Xavier 87, George Washington 79; Arizona State 71, Xavier 67. All-Tourney: Byron Larkin.
- 1986 Fleet Basketball Classic, Providence, R.I.** – Tulsa 70, Xavier 60; American 92, Xavier 90 (OT). All-Tourney: Byron Larkin and Stan Kimbrough.
- 1988 Dodge NIT, Cincinnati, Ohio** – Xavier 85, Louisville 83; Columbia, MO – Missouri 83, Xavier 71.
- 1989 Met Life Classic, San Francisco, Calif.** – Xavier 72, Princeton 65; Xavier 78, San Francisco 62. All-Tourney: Tyrone Hill (MVP) and Derek Strong.
- 1992 Daiwa NCAA Ball, Tokyo, Japan** – Xavier 74, Delaware 66; Xavier 99, All-Japan College 57 (exhibition); Xavier 75, Rice 60. All-Tourney: Brian Grant (MVP) and Jamie Gladden.
- 1998 Puerto Rico Shootout, San Juan, Puerto Rico** – Pittsburgh 94, Xavier 76; Xavier 74, Colorado 61; San Francisco 82, Xavier 69.
- 1999 Great Alaska Shootout, Anchorage, Alaska** – Xavier 81, Louisville 79; Kansas 111, Xavier 70; Xavier 81, Washington 65. All-Tourney: Lloyd Price.
- 2002 Preseason NIT, Cincinnati, Ohio** – Xavier 87, Saint Peter's 48; Stanford, CA – Stanford 63, Xavier 62.
- 2003 Dell BCA Classic, Cincinnati, Ohio** – Xavier 62, Coppin State 37; Xavier 72, Mercer 58; Xavier 76, Oakland 66. All-Tourney: Lionel Chalmers (MVP) and Romain Sato.
- 2006 Paradise Jam, U.S. Virgin Islands** – Xavier 70, Virginia Commonwealth 67; Xavier 71, Villanova 66; Alabama 63, Xavier 56. All-Tourney: Stanley Burrell.

REGULAR SEASON TOURNAMENTS

2007 Chicago Challenge, Cincinnati, Ohio – Xavier 90, Southeast Missouri State 59; Xavier 98, Coppin State 49

Chicago Challenge, Hoffman Estates, Ill. – Xavier 78, Kent State 65; Xavier 80, Indiana 65; All-Tourney: Co-Tourney MVPs C.J. Anderson and Drew Laverder; All-Tourney: Josh Duncan.

2008 Puerto Rico Tip-Off, San Juan, P.R. – Xavier 75, Missouri 71; Xavier 63, Virginia Tech 62 OT; Xavier 63, Memphis 58. Tourney MVP: C.J. Anderson.

2009 Old Spice Classic, Lake Buena Vista, Fla. – Marquette 71, Xavier 61; Xavier 80, Creighton 67; Baylor 69, Xavier 64.

2010 Paradise Jam, St. Thomas, U.S. Virgin Islands – Xavier 86, Iowa 73; Xavier 57, Seton Hall 52; Old Dominion 67, Xavier 58; All-Tourney: Tu Holloway.

2011 Hawaiian Airlines Diamond Head Classic, Honolulu, Hawaii – Long Beach State 68, Xavier 58; Hawaii 84, Xavier 82 (OT); Xavier 87, Southern Illinois 77.

2012 DIRECTV Classic, Anaheim, Calif. – Pacific 70, Xavier 67; Xavier 69, Drexel 65; Xavier 74, Drake 70. All-Tourney: Semaj Christon.

2013 Battle 4 Atlantis, Paradise Island, The Bahamas - Iowa 77, Xavier 74 (OT); Tennessee 64, Xavier 49; USC 84, Xavier 78

2014 Wooden Legacy, Fullerton, Calif. and Anaheim, Calif. – Xavier 82, San Diego 71; UTEP 77, Xavier 73; Long Beach State 73, Xavier 70.

2015 Advocare Invitational, Orlando, Fla. – Xavier 64, Alabama 45; Xavier 87, USC 77; Xavier 90, Dayton 61. All-Tourney: Trevon Bluiett and Jalen Reynolds.

2016 Tire Pros Invitational, Orlando, Fla. – Xavier 83, Missouri 82 (OT); Xavier 83, Clemson 77; Xavier 67, Northern Iowa 59. All-Tourney: Trevon Bluiett (MVP) and J.P. Macura.

2017 Continental Tire Las Vegas Invitational, Las Vegas, Nev. – Xavier 83, George Washington 64; Arizona State 102, Xavier 86. All-Tourney: Trevon Bluiett and J.P. Macura.

2018 Maui Jim Maui Classic, Maui, Hawaii – Auburn 88, Xavier 79 (OT); San Diego State 79, Xavier 74; Xavier 83, Illinois 74.

2019 Charleston Classic, Charleston, S.C. – Xavier 73, Towson 51; Xavier 75, UConn 74 (2OT); Florida 70, Xavier 65. All-Tourn.: Tyrique Jones and Paul Scruggs.

2020 Xavier Invitational, Cincinnati, Ohio - Xavier 101, Oakland 49; Xavier 51, Bradley 50; Xavier 76, Toledo 73. All-Tourney: Paul Scruggs (MVP), KyKy Tandy and Zach Freemantle



Jamie Gladden was named to the All-Tournament Team his senior year at the 1992 Daiwa NCAA Ball Tournament in Tokyo, Japan. Gladden was a four-year starter and star, including as a freshman on XU's 1990 NCAA Sweet 16 team.



Tournament MVP Trevon Bluiett and his Xavier teammates celebrate their championship at the 2016 Tire Pros Invitational, marking the second straight year XU won an elite holiday event in Orlando, Florida. XU won the 2015 Advocare Invitational at the same venue, HP Fieldhouse, in the 2015-16 season.

ALL-TIME LETTERWINNERS

A

Remy Abell, 16
Peter Accetta, 75
John Albrinck, 57
Walter Allen, 67
*Robert Alston, 51
*Douglas Alt, 72
Landen Amos, 14
*C.J. Anderson, 09
David Anderson, 81
*Sherwin Anderson, 97
Jon Andre, 74
Louis Arnzen, 30
Perry Ashley, Jr., 70
Larry Austin Jr., 16

B

Dexter Bailey, 84
Donald Bailey, 37
Kyle Ballinger, 00
J.D. Barnett, 88
James Baronas, 02
Cullen Barr, 17
Joseph Bartlett, 31
Frank Barton, 58
William Bechtold, 23
Paul Beckman, 40
Paul Beckwith, 32
Richard Bell, 68
Robert Benjamin, 49
Alex Bergen, 17
Malcolm Bernard, 17
Richard Berning, 53
Thomas Binegar, 72
Edward Bissmeyer, 49
Russell Blossom, 72
Trevon Bluiett, 18
John Boehle, 57
Cyril Bolger, 32
Donald Bolton, 50
*James Boothe, 57
James Bothen, 66
Joseph Bowman, 86
Richard Boxwell, 52
Torrage Braggs, 98
Maurice Brantley, 92
Richard Bray, Jr., 27
Mark Brinkman, 77
Tyson Brit, 96
Charles Bronson, 08
Alvin Brown, 02
*Derrick Brown, 09
*Lenny Brown, 99
Philip Bucklew, 36
Herbert Budde, 53
Edward Burns, 28
Stanley Burrell, 08
Jerry Butler, 90
*Reggie Butler, 01

C

William Cady, 51
Justin Cage, 07
John Cahill, 56
Paul Cain, 29
Ryan Caldwell, 03
Dexter Campbell, 88
Jay Canty, 11
Touissant Careathers, 99
*Kevin Carr, 97
*Donald Carroll, 39
*Jason Carter, 21
*Bowyer Castelle, 61
*Kyle Castlin, 19
Vince Catarella, 99
Will Caudle, 06
Timothy Chadwell, 80
Lionel Chalmers, 04
Keenan Christiansen, 06
*Semaj Christon, 14
Thomas Clines, 28
Michael Cobb, 86
Spencer Cody, 21
Kevin Coker, 16
John Collins, 51
Brandon Cole, 07
Anthony Coleman, 02
James Coleman, 35
Boubacar Coly, 06
Tom Compton, 04
Thomas Condon, 82
Walter Corbean, 86
Bennett Cooper, Jr., 70
O'Neil Cooper, 12
Daniel Corbett, 33
William Cosgrove, 48
Stuart Courchaine, 58
Earl Cowell, Jr., 62
Dennis Crane, 66
Jordan Crawford, 10
*James Cushing, 23

D

Terrence Daniels, 79
Donald Darby, 70
*Thomas Daugherty, 30
*Michael Davenport, 91
Dee Davis, 15
Herb Davis, 25
Myles Davis, 16
Darnell Dawson, 76
*Robert Dean, 51
Timothy Deardorff, 73
Matthew Deboor, 55
Thomas Dee, 78
Gary Deidrick, 75
Arthur DelConte, 59
James Dentinger, 59
Robert Dickman, 53
Justin Doellman, 07
John Donlin, 39

*Andrew Donnelly, 86
*Donald Donovan, 47
*Patrick Donovan, 38
William Donovan, 52
Joseph Dooley, 69
Greg Dougan, 12
James Douglas, 85
Broderick Dow, 81
James Doyle, 37
Gerald Drew, 63
Steven Drew, 84
Stephen Duckett, 09
Theodore Duggins, 79
Josh Duncan, 08

E

*Jonathan Eck, 73
Erik Edwards, 94
Robert Egbers, 31
Robert Einhaus, 67
Mark Emerson, 55
*James Enright, 63
Stan Ense, 43
Ray Epton, 84
Anthony Espelage, 50

F

James Farr, 16
Kevin Feeney, 11
Wilbert Ferguson, 38
Dedrick Finn, 06
Victor Fleming, 84
Jerome Foley, 75
Lawrence Foley, 47
Raymond Foos, 50
Carl Foster, 68
Fred Foster, 65
Scott Franklin, 74
A.J. Frazier, 19
Kenny Frease, 12
Cornelius Freeman, 58
***Zach Freemantle, 21**
*Thomas Freppon, 64
Heron Frey, 49
Kevin Frey, 02
Robert Fullarton, 73

G

RaShid Gaston, 17
Kaiser Gates, 18
William Gates, Jr., 42
*Joseph Geiger, 64
James Gels, 66
Steve Gentry, 94
Fred Geraci, 46
*Albert Geselbracht, 40
*Jamie Gladden, 93
Stanley Glaser, 58
*Quentin Goodin, 20
Walter Gorka, 69
John Gorman, 67
Bradford Graff, 74

*Brian Grant, 94
Adrian Graves, 08
Leroy Greenidge, 86
John Gremminger, 50
Norman Grevey, 52
Bryan Griffin, 21
Joseph Gromada, 71
James Gruber, 67
David Guenther, 62
Albert Gundrum, 60

H

Dale Haarman, 77
James Haffner, 62
Christopher Hall, 70
Brien Hanley
Jon Hanley, 83
Zach Hankins, 19
Myles Hanson, 20
Elias Harden, 19
Obi Harris, 00
*Richard Harris, 86
*William Hart, 23
Ken Harvey, 97
*Michael Hawkins, 95
*Robert Heim, 54
Robert Heiny, 50
*Jerome Helmers, Jr., 72
James Hengehold, 67
Robert Herfurt, 40
David Heskamp, 66
James Hess, 68
Thomas Hext, 66
*Anthony Hicks, 83
Tyrone Hill, 90
David Hils, 54
Martin Hils, 60
Robert Himmler, 40
William Hoffer, 51
*Chuck Hofmann, 55
Herm Hohnhorst, 48
Leslie Holbrook, 66
Gary Holle, 73
George Hollenstein, Jr., 63
*Dwight Hollins, 81
Terrell Holloway, 12
Jerome Holmes, 90
Albert Howe, Jr., 39
Shannon Howell, 91
Anthony Hubbard, 77
Joe Hughes, 11

I

Frederick Irwin, 64

J

Dante Jackson, 11
*Keith Jackson, 05
Joseph Jacobs, 50
Dontarius James, 20
Robert Janca, 52
Frederick Jannott, Jr., 60

Jeff Jenkins, 84
Andre Johnson, 02
Brian Johnson, 96
Eddie Johnson, 86
Nate Johnson, 21
*Tavares Johnson, 98
Colby Jones, 21
Paul Jones, 83
*Tyrique Jones, 20
*Kenneth Jordan, 34

K

Kerem Kanter, 18
James Kartholl, 50
Charles Kegler, 62
John Kelley, 86
*Joseph Kelly, 27
Michael Kelsey, 71
*Patrick Kelsey, 98
Keonte Kennedy, 19
William Kenney, 60
James Kervan, 60
*Stan Kimbrough, 89
Robert King, 28
Robert King, 80
Chuck Kirkhoff, 53
*William Kirvin, 62
Edward Kluska, 40
Eric Knop, 93
Paul Kobussen, 69
Robert Koester, 90
*John Koprowski, 37
Richard Korb, 51
James Kramer, 49
Charles Kromer, 71
James Kromer, 97
*Robert Krueer, 43
Joseph Kruse, 37
Frank Kucia, 38
Adam Kunkel, 21

L

James Lacey, 68
Ronald Laker, 76
Paul Langemeier, 51
*Byron Larkin, 88
Jordan Latham, 11
Drew Lavender, 08
*Ralph Lee, 86
John Leugers, 50
P.G. Litzinger, 41
John Loeffler, 65
Makinde London, 16
Jason Love, 10
Dupree Lucas, 05
*Gary Lumpkin, 99
Jerry Luttenegger, 66
David Lynch, 67
Mark Lyons, 12

M

*John Macel, 68
 *Christopher Mack, 93
 Jack MacKenna, 36
 J.P. Macura, 18
 John Maher, 38
 Mark Maher, Jr., 56
 Thomas Malone, 60
 Paul Margerum, 54
 Naji Marshall, 20
 Justin Martin, 14
 Ronald Martin, 65
 Marcus Mason, 01
 *Gary Massa, 81
 *Jeff Massey, 95
 Paul Matsen, 73
 Johnny Mazza, 11
 *Maurice McAfee, 01
 Walt McBride, 86
 Tom McCafferty, 47
 Michael McCall, 77
 James McCown, 51
 Stan McCoy, 77
 John McCreary, 34
 Joseph McDaniel, 40
 Leo McDermott, 63
 Thomas McDevitt, 58
 Charles McEvoy, 38
 Arthur McGivern, 69
 *Andrew McGrath, 28
 Brandon McIntosh, 01
 Griffin McKenzie, 12
 Jamel McLean, 11
 Michael McMahan, 63
 *Malcolm McMullen, 02
 *Joseph McNeil, 65
 Richard McQuade, 50
 Robert McQuade, 50
 *Frank Mercurio, 33
 Richard Metz, 66
 Ken Meyer, 83
 William Middendorf, 60
Dieonte Miles, 21
 George Miller, 75
 John Miller, 77
 David Minor, 90
 Andrew Mitchell, 15
 Joseph Mitchell, Jr., 63
 Thomas Mitchell, 55
 John Moher, 57
 Benjamin Monhollen, 61
 Bryce Moore, 20
 *Arthur Morthorst, 50
 Joseph Mueller, 51
 Raymond Mueller, 64
 Robert Mulligan, 43
 Leo Murray, 97
 Chester Mutry, 43
 Anthony Myles, 04

N

Roy Neary, 39
 *Ronald Nicolai, 61
 Jack Nieser, 47
 Khalil Nixon, 01
 William Nixon, 50
 Brad Noble, 85
 *John Noppenberger, 20
O
 Richard Oberting, 48
 Fred O'Brien, 55
 Paul O'Brien, 51
 James O'Connell, 56
 *Timothy O'Connell, 68
 John O'Hara, 43
 Aaron O'Leary, 98
 Sean O'Mara, 18
 Churchill Odia, 05
Dwon Odom, 21
 Anthony Olberding, 58
P
 Maurice Palo, 56
 Anthony Palumbo, 38
 *Joseph Pangrazio, Jr., 68
 James Pardi, 56
 Colin Parker, 91
 Terrance Payne, 98
 David Payton, 79
 *Robert Pelkington, 63
 Steven Penhorwood, 74
 *Hal Pennington, 34
 Paul Perrine, 43
 Conor Peterson, 17
 Robert Petroski, 73
 James Phelan, 53
 Charles Phillips, 60
 James Phillips, 31
 Leo Phillips, 59
 *Isaiah Pilmore, 14
 Richard Piening, 69
 Franklin Pinchback, 62
 Dave Piontek, 56
 Richard Piontek, 60
 David Plunkett, 75
 Michael Plunkett, 76
 Richard Pohlkamp, 51
 Stephen Poppe, 71
 *James Posey, 99
 George Potts, 63
 Mark Poynter, 93
 Lloyd Price, 01
 Ronald Protz, 59
 James Puthoff, 59
 William Puttman, 41
 Ambrose Puttmann, Jr., 31
Q
 *Robert Quick, 68
 Jerry Quinlan, 42

R

Luther Rackley, 69
 Sydney Raeford, 90
 Michael Ramey, 88
 Daniel Ramsey, 21
 Brandon Randolph, 15
 *B.J. Raymond, 09
 Richard Reder, 70
 Brad Redford, 13
 James Renforth, 87
 Joseph Rey, 93
 *George Reynolds, 26
 Jalen Reynolds, 16
 Brandon Rice, 06
 Kamall Richards, 14
 Ralph Richter, 79
 Edward Riechman, Jr., 62
 Harry Rieckelman, III, 72
 Michael Riesser, 70
 James Rippe, 75
 *Bertrand Robben, 42
 Richard Robers, 39
 Demetrius Robertson, 99
 Jeff Robinson, 13
 Anthony Roehrich, 79
 Thomas Rohling, 69
 Theodore Rombach, 67
 DeWawn Rose, 95
 Michael Rotterman, 68
 *Donald Ruberg, 51
 William Russ, 38
S
 Leo Sack, 36
 *Robert Sack, 33
 Lin Sahlfeld, 43
 Terry Sain, 78
 Thomas Saint John, 54
 Romain Sato, 04
 Thomas Schlager, 69
 Donald Schlosser, 68
 Peter Schmeling, 62
 Irvin Schmidt, 56
 Richard Schneider, 56
 Joseph Schoenfeld, 81
 Leighton Schrand, 20
 Howie Schueller, 50
 Joe Schuessler, 13
***Paul Scruggs, 21**
 James Scully, 50
 Pete Sears, 95
 Philip Sheridan, 37
 *John Shimko, 84
 Terrence Sillies, 71
 *Thomas Simms, 53
 Adam Simons, 07
Ramon Singh, 21
 Matt Singleton, 18
 Thomas Skaleski, 74
 Andre Smith, 96
 Angelo Smith, 04

***Eugene Smith, 52**

Mark Smydra, 96
 Steve Spivery, 79
 Francis Stahl, 58
 *Matt Stainbrook, 15
 Tim Stainbrook, 17
Ben Stanley, 21
 John Stasio, 65
 Jack Steenken, 42
 William Steenken, 50
 *Henry Stein, Jr., 59
 Erik Stenger, 14
 *George Sterman, 29
 *James Stout, 31
 Derek Strong, 90
 Edmond Sumner, 17
 Joseph Sunderman, 79
 John B. Sweeney, 40
 *Russell Sweeney, 36
Zak Swetye, 21
 Larry Sykes, 95
T
KyKy Tandy, 21
 *Francis Tartaron, Jr., 58
 Andrew Taylor, 11
 Kyle Taylor, 87
 Travis Taylor, 13
 Dan Tehan, 28
 *R. Edward Tepe, 61
 R. Edward Tepe, 30
 William Tepe, 36
 Matt Terpening, 98
 John Tetens, 43
 Richard Thies, 70
 *Jack Thobe, 62
 *Brian Thornton, 06
 *Stephen Thomas, 66
 J.W. Thumann, Sr., 42
 Ray Tomlin, 57
 *John Tracy, 32
 Aaron Turner, 00
 Nate Turner, 98
V
 Nick Vanderpohl, 18
 Kevin Varda, 98
 James Vaughan, 42
 William Veith, 57
 *Joseph Viviano, 59
 *Louis Vonderbrink, 56
W
 Andre Walker, 12
 Archie Walker, 80
 Desmond Walker, 99
 *Jamal Walker, 91
 Keith Walker, 80
 *Tyrice Walker, 94
 Brian Walsh, 10
 John Walter, 56
 Lou Walther, 49

Jack Wambach, 67
 Conny Warren, Jr., 73
 Kevin Waymire, 07
 Nicholas Weiler, 40
 Richard Weiskittel, 24
 Ryan Welage, 19
 Dezmine Wells, 12
 Gerald Wessels, 59
 David West, 03
 Tim Whelan, 14
 Garry Whitfield, 77
 *Jacob Wiener, 26
 John Wiethe, 34
 C.J. Wilcher, 21
 Bernard Wilhelm, 32
 Clifford Wilke, 51
 Aaron Williams, 93
 Bryan Williams, 67
 *Darnell Williams, 00
 Jaison Williams, 02
 John Williams, 28
 Robert Williams, 73
 Kelly Williamson, 87
 Charles Willis, 74
 *Dwayne Wilson, 93
 Mark Wilson, 76
 Walter Winston, 91
 Andrew Witte, 82
 Johnny Wolf, 07
 Marty Wolf, 79
 *Steve Wolf, 83
Y
 Dave Young, 02
Z
 *John Zeides, 69
 Anthony Zych, 69

The asterisk designation before a name indicates that particular player was a captain or co-captain for the Musketeers. The number indicates the last season that the player earned a letter at Xavier.

RETIRED JERSEYS

Byron Larkin ('88), Xavier's all-time leading scorer, earned Second Team All-American (UPI and Scripps Howard) and Third Team All-American (AP) honors following his senior season, 1987-88. **David West** ('03), 2003 National Player of the Year, is the most decorated player in Xavier basketball history. West, who played 15 NBA seasons, won two NBA titles and was named an NBA All-Star twice, earned AP national honors in each of his final three Xavier seasons. **Brian Grant** ('94), a two-time MCC Player of the Year, is Xavier's highest-ever NBA Draft pick (8 in 1994) and played 13 NBA seasons. **Tyrone Hill** ('90), Xavier's all-time leading rebounder, was Xavier's first-ever NBA Draft "lottery pick" and played 14 NBA seasons.



0	Larry Austin Jr. 2014-16	Mike Kelsey # 1968-69	Ricky Jannott 1959-60
	Lionel Chalmers 1999-04^	Joe McNeil 1962-65	Nate Johnson 2020-21
	Semaj Christon 2012-14	Art Morthorst 1946-50	Dave Lynch 1966-67
	Dee Davis 2011-12	Tim O'Connell 1965-68	Mark Lyons 2008-12^
	Tyrique Jones 2016-19	Churchill Odia 2004-05	Leo McDermott 1960-62
	Daniel Ramsey 2019-20	Edmond Sumner 2014-17^	David Payton 1975-79
	C.J. Wilcher 2020-21	Travis Taylor 2011-13	Jim Rippe 1972-75
			Romain Sato 2000-04
			Leighton Schrand 2016-20
			Steve Thomas 1962-66
			Jamal Walker 1987-91
			John Zeides 1968-69
1	Josh Duncan 2004-08	5	Richard Berning 1950-52
	Jalen Reynolds 2012-16^		Trevon Bluiett 2014-18
	Paul Scruggs 2017-21		Derrick Brown 2005-09^
	Jaison Williams 2001-02		Ducky Castelle # 1959-60
			Steve Drew 1982-84
			Chris Hall # 1968-70
			John Koprowski 1935-36
			Adam Kunkel 2020-21
2	Landen Amos 2011-12		Joe McNeil # 1962-65
	Dahmir Bishop 2019-20		Khalil Nixon 2000-01
	Kyle Castlin 2018-19		Tim O'Connell # 1965-68
	James Farr 2012-16		Mark Poynter 1989-93
	Adrion Graves 2006-08		Andre Smith 1994-96^
	Jordan Latham 2010-11		Bill Steenken 1945-49
	Daniel Ramsey 2020-21		Kyle Taylor 1986-87
	Brian Thornton 2003-06^		Dezmine Wells 2011-12
3	Ashanti Burgess 2015-16	6	Bill Hoffer 1948-51
	Justin Cage 2003-07		
	O'Neil Cooper 2011-12	7	Jim Boothe 1954-56
	Kevin Frey 1998-02		Dick McQuade 1946-50
	Quentin Goodin 2016-20		Richard Pohlkamp 1950-51
	Colby Jones 2020-21	8	Bob Alston 1946-50
	Jim Kartholl 1947-50		
	Pat Kelsey 1995-98	9	Joseph Mueller 1950-51
	Brandon Randolph 2013-15		William Nixon 1949-50
	Tom Simms 1950-51		Hal Pennington 1933-34
	Joe Schuessler 2012-13		John "Sock" Wiethie 1932-33
	Brian Walsh 2008-10^	10	Remy Abell 2014-16
	John Wiethie 1933-34		Doug Alt 1969-72
4	Charles Bronson 2007-08		Joe Bowman 1984-86
	Lenny Brown 1995-99		Chick Boxwell 1947-51
	Ducky Castelle 1959-60		Victor Fleming 1980-84
	James Coleman 1932-33		Chris Hall 1967-68
	Elias Harden 2017-19		
	Jerry Helmers # 1969-70		
	David Hills 1950-52		
	Tyrique Jones 2019-20		
	Kenny Jordan 1933-34		

Conny Warren 1970-73
13
Stephen Duckett 2007-09
Chris Hall 1968-70
Kevin Feeney 2009-11
Bryan Griffin 2020-21
Makindé London 2014-16^
Tommy Malone 1958-59
Naji Marshall 2017-20
Brandon McIntosh 1998-99^
Malcolm McMullen 1947-49
Bob Petroski 1970-72
Rich Pioneck # 1959-60
Dave Young 1999-03^

14
Walt Corbean 1985-88
Robert Dean 1948-51
Fred Foster 1962-63
Al Gundrum 1959-60
Eric Knop 1989-93
Dave Lynch 1964-66
Thomas Malone 1961-62
Johnny Mazza 2009-11
John McCreary 1932-34
Ben Stanley 2020-21
Frank Tartaron 1955-56
Nate Turner 1996-98
Tim Whelan 2012-14
Bryan Williams 1963-64
Johnny Wolf 2005-07
Nick Vanderpohl 2017-18

15
Sherwin Anderson 1993-97
Spencer Cody 2019-21
Myles Davis 2012-16^
Justin Doelman 2003-07
Greg Dougan 2011-12
Ted Duggins 1978-79
Fred Foster # 1962-63
Al Gundrum # 1959-60
Jerry Helmers 1969-72
Mike Kelsey 1968-69
Ralph Lee 1982-86
Dave Lynch # 1964-66
Thomas Malone # 1961-62
Maurice McAfee 1997-01
Bob McQuade 1945-46
Steve Penhorwood 1972-74
Hal Pennington 1932-33
Sydney Raeford 1988-90
Terry Sain 1976-78
Dick Schneider 1953-56
Andrew Taylor 2007-11^
Bryan Williams # 1963-64
Mark Wilson 1974-76

16
William Cady 1948-51
Frank Mercurio 1932-33
Hank Schmidt 1954-56

17
John Albrinck 1954-56
Dan Corbett 1932-33
Richard Korb 1946-48
John Maher 1934-35
Gene Smith 1949-51
Lou Walther 1948-49

18
Kenny Jordan 1932-33
Dave Piontek 1954-56
Cliff Wilke 1949-50

19
Huck Budde 1950-51
Chuck Hoffmann 1954-55
Tony Olberding 1955-56

20
C.J. Anderson 2007-09
Alex Bergen 2015-17
Phil Bucklew 1934-35
John Collins 1950-51
Michael Davenport 1987-91
Joseph Geiger 1961-64
Jim Hengehold 1964-67
Dupree Lucas 2004-05
Justin Martin 2010-14^
Paul Matson 1970-73
Stan McCoy 1973-77
Brandon McIntosh 1999-01
Bill Middendorf 1959-60
Ben Monhollen 1960-61
Ricky Reder 1967-68
Joe Rey 1992-93
Richard Roberts 1936-37
Harry Russ 1937-38
Joe Schoenfeld 1977-81
Ramon Singh 2018-21
Matt Singleton 2017-18
Mark Smydra 1995-96
James Vaughan # 1939-40
Lou Vonderbrink 1974-76
Kelly Williamson 1985-87

21
Pete Accetta 1972-75
Rusty Blossom 1969-72
Jerry Butler 1986-90
Anthony Coleman 2000-03^
Boubacar Coly 2003-06^
William Donovan 1950-51
Larry Foley 1941-42
William Gates # 1939-40
Joe Geiger # 1961-64
Leroy Greenidge 1983-86
Jim Hengehold # 1964-67
Ricky Jannott 1957-59
T.J. (Tavares) Johnson 1994-98
Paul Jones 1981-83
Robert Krueger 1940-41
Chris Mack 1990-93^
Bill Middendorf # 1959-60
Tom Mitchell 1952-55
Ben Monhollen # 1960-61
Ricky Reder # 1967-70
Jeff Robinson 2009-13
Tom Schlager 1968-69
Gene Smith 1951-52
Tim Stainbrook 2013-17
Zak Swetye 2018-21
Ray Tomlin 1956-57
Keith Walker 1977-80
Nicholas Weiler 1937-39
Garry Whitfield 1975-77

22
John Albrinck 1956-57
Landen Amos 2012-14
Perry Ashley 1968-70
Huck Budde 1951-53
Tim Chadwell 1979-80
Tim Deardorff 1972-73
A.J. Frazier 2018-19
Kaiser Gates 2015-18
Jamie Gladden 1989-93
Brad Graff 1970-72
Albert Howe 1936-37
Andre Johnson 1999-02
Edward Kluska # 1939-40
Jamel McLean 2007-11^
Bill Middendorf 1957-59
Dieonte Miles 2020-21^
Roy Neary 1937-39
Ron Nicolai 1959-61
Mike Ramey 1985-89
Brandon Rice 2004-06
Dick Schneider 1953-54

XAVIER MEN'S BASKETBALL ALL-TIME NUMBERS

23	Stu Courchaine	1955-58	30	Donald Donovan	1945-47	John Tetens	1940-42	DeWaun Rose	1990-95	Ralph Richter	1978-79
	Jeff Jenkins	1980-84		Anthony Hicks	1979-83	Archie Walker	1975-80	Matt Stainbrook	2012-15^	Terry Sillies	1968-71
	Edward Kluska	1937-39		Albert Howe	1937-38	Nicholas Weiler	1939-40	Matt Terpening	1996-98	Tom Skaleski	1971-72
	Byron Larkin	1984-88		John Koprowski	1936-37	Andy Witte	1981-82	Keith Walker	1976-77	Bryan Williams	1964-66
	Ron Nicolai #	1959-61		Pius Litzinger	1938-39	34		41		51	
	Jay O'Hara	1942-43		Jeff Massey	1993-95	Jim Bothen	1962-63	Tom Binegar #	1969-70	Don Darby#	1967-70
	Charlie Phillips	1958-59		Joseph McDaniel	1939-40	Maurice Brantley	1989-90	Denny Crane #	1964-66	John Gorman #	1965-67
	Tom Simms	1951-53		Ray Mueller	1961-63	Stanley Burrell	2004-08	John Gorman #	1963-64	Robert Pelkington #	1961-64
	Nicholas Weiler #	1939-40		Robert Mulligan	1940-42	Kevin Carr	1994-97^	Robert Heiny	1945-47	Bryan Williams #	1964-66
				Colin Parker	1987-91	Ray Epton	1983-84	Paul Margerum	1951-54		
24	J.D. Barnett	1986-88		Bob Quick	1965-68	Myles Hanson	2018-20	Mike McMahan #	1960-63	52	
	Paul Beckman	1937-39		Ed Tepe	1959-61	Albert Howe	1938-39	James Posey	1995-99^	Jim Bothen	1963-65
	Mark Brinkman	1973-74		Bill Tepe	1934-36	Chuck Kirkhoff	1952-53	Jerry Quinlan	1940-42	Will Caudle	2001-06^
	Alvin Brown	1997-02^		David West	1999-03	Joseph McDaniel #	1939-40	Tom Rohling #	1966-69	Jim Enright	1959-63
	Tom Condon	1980-82		31		Charley McEvoy	1937-38	Adam Simons	2005-07	Jim Haffner	1957-59
	Tim Deardorff	1971-72		Reggie Bell	1986-87	Paul Perrine	1940-41	Joe Viviano	1956-59	Tu Holloway	2008-12
	Thomas Freppon	1961-64		Don Bolton	1945-48	Frank Pinchback	1959-62			Rich Piontek	1957-60
	Joe Gromada	1968-71		Ducky Castelle	1957-59	Lloyd Price	1998-01	42		Ted Rombach	1965-66
	Jim Haffner	1959-61		Tim Chadwell	1978-79	Ralph Richter	1979-80	Tom Binegar	1969-72	Tom Schlager	1966-68
	Richard Harris	1982-86		Obi Harris	1998-00	Harry Russ	1939-40	Ben Cooper	1963-66	Dwayne Wilson	1989-93
	Ken Harvey	1993-97		Bob Heim	1951-53	Hank Stein	1956-59	Matt DeBoor	1951-54		
	Tom Hext	1964-66		Dwight Hollins	1979-81	Lou Vonderbrink	1953-54	Gary Deidrick	1972-75	53	
	David Hills	1952-53		John Kelley	1981-86^	Tyrice Walker	1990-94	Corny Freeman	1956-58	Rusty Blossom #	1969-72
	Jerome Holmes	1988-89		Frank Kucia	1936-38	Jack Wambach	1963-66	Walt Gorka	1966-68	Jim Bothen #	1963-65
	Drew Lavender	2005-08^		Ron Laker	1972-76	John Zeides	1966-68	Tyrone Hill	1986-90	Ryan Caldwell	1999-03
	Charles McEvoy	1936-37		Jason Love	2006-10	35		Billy Kirvin	1959-62	Jim Enright #	1959-63
	Andrew Mitchell	2014-15		Dave Minor	1988-90	Doug Alt #	1969-72	Leo McDermott	1962-63	Brad Noble	1982-85^
	Anthony Myles	2002-04		Ray Mueller #	1961-63	Dexter Bailey	1980-84	John Shimko	1980-84	Jim Puthoff	1956-59
	Jim O'Connell	1953-54		Isaiah Philmore	2011-14^	Jim Bothen #	1962-65	Steve Spivery	1976-79	Ted Rombach #	1965-66
	Joe Pangrazio	1966-68		Bob Quick #	1965-68	Don Darby	1968-70	Ed Tepe	1958-59	Tom Schlager #	1966-69
	Conor Peterson	2016-17		Harry Russ	1939-40	Anthony Espelage	1945-47				
	Leo Phillips	1958-59		Leo Sack	1933-36	Bob Fullarton	1970-73	43		54	
	Kamall Richards	2013-14		Terry Sillies #	1968-71	RaShid Gaston	2016-17	Perry Ashley #	1968-70	Tom Compton	2000-04
	KyKy Tandy	2019-21		Travis Taylor	2010-11^	Zach Hankins	2018-19	Tyson Brit	1993-96	Jay Eck	1970-73
	Frank Tartaron	1956-58		Ed Tepe #	1959-61	Anthony Hubbard	1973-77	Ben Cooper #	1963-66	Chuck Kromer	1968-70
	Robbie Williams	1972-73		John Thumann	1939-42	Bob King	1977-80	Walt Gorka #	1966-68	James Lacey	1965-67
				Marty Wolf	1975-78	Jim Kromer	1994-97	Chuck Hofmann	1952-54	John Miller	1976-77
						Frank Pinchback #	1959-62	Billy Kirvin #	1959-62	Sean O'Mara	2014-18
25	Jack Cahill	1952-54		32		Pete Sears	1993-95	Leo McDermott #	1962-63	Mike Plunkett	1973-76
	Jason Carter	2019-21		Jim Boothe	1956-57	Erik Stenger	2011-14^	Tony Olberding	1956-58	Tony Roehrich	1977-79
	Nick Daniels	1975-79		Maurice Brantley	1990-92	Tom St. John	1952-53			John Stasio	1962-65
	Pat Donovan	1938-39		Keenan Christiansen	2002-06	Desmond Walker	1998-99	44		Larry Sykes	1991-95
	Thomas Freppon #	1961-64		Kevin Coker	2012-16	Jack Wambach #	1963-66	Jim Douglas	1983-85	Jack Thobe	1959-62
	Joe Gromada #	1968-71		Broderick Dow	1977-81	John Zeides #	1966-69	Jon Hanley	1979-83	Andre Walker	2011-12
	Jim Haffner #	1959-61		Bill Ferguson	1935-36	36		Bob Heim	1953-54		
	Michael Hawkins	1991-95		Kenny Frease	2008-12	Bob Benjamin	1945-48	Griffin McKenzie	2010-12	55	
	Tom Hext #	1964-66		Zach Freemantle	2019-21	William Gates	1939-41	Ron Nicolai	1958-59	Reggie Butler	1996-01^
	Robert Himmler #	1939-40		Albert Geselbacht	1937-40	Jack Steenken	1941-42	Fred O'Brien	1952-53	Jordan Crawford	2008-10^
	Dante Jackson	2007-11		Al Gundrum	1957-59			Luther Rackley	1966-69	Eddie Johnson	1981-86^
	Keith Jackson	2001-05		Gary Holle	1972-73			Harry Rieckelman	1969-71	Paul Kobussen #	1967-68
	Leo Murray	1995-97		George Hollenstein	1960-63	37		Ted Rombach	1963-65	Bob Koester	1986-90
	Jim O'Connell	1954-56		Paul Kobussen	1967-68	Ed Bismeyer	1945-46	Mike Rotterman	1967-68	Chuck Kromer #	1968-70
	Joe Pangrazio #	1966-68		John Macel	1964-67	Edward Kluska	1939-40	Pete Schmeling	1959-62	Jim Kromer	1993-94
	Dave Plunkett	1972-75		Mike McCall	1973-77	Robert Kruer	1941-42	Joe Sunderman	1975-79	James Lacey #	1965-67
	Dwayne Wilson	1988-89^		Charlie Phillips	1959-60	Charley McEvoy	1935-36	Dick Thies	1965-66	J.P. Macura	2014-18
	Steve Wolf	1980-83		Dave Piontek	1953-54	38		Aaron Turner	1998-00^	John Stasio #	1962-65
				Jim Renforth	1986-90^	Stan Ense	1940-42	Gerry Wessels	1957-58	Jack Thobe #	1959-62
				Bert Robben	1939-42	Al Geselbacht	1939-40	Aaron Williams	1989-93		
26	Phil Sheridan	1936-37		Russ Sweeney	1933-35			Tilt Willis	1971-73		
	John Sweeney	1937-39		Ryan Welage	2018-19	39					
				Darnell Williams	1995-00^	Herm Hornhorst	1945-47	45			
						Jack MacKenna	1935-36	James Baronas	1998-02		
27	Donald Bailey	1936-37		33		James Vaughan	1939-40	Luther Rackley #	1966-69		
	Pat Donovan	1937-38		Brandon Cole	2002-07^			Harry Rieckelman #	1969-71		
	Robert Herfurt #	1939-40		Jim Dentinger	1956-59	40		Ted Rombach #	1963-65		
				Scotty Franklin	1971-74	David Anderson	1979-81	Mike Rotterman #	1967-68		
28	Donald Caroll	1937-39		Brian Grant	1990-94	Jon Andre	1970-72	Pete Schmeling #	1959-62		
	Joe Kruse	1934-37		George Hollenstein #	1960-63	Mark Brinkman	1976-77	Dick Thies #	1965-66		
	Bert Robben #	1939-40		Joe Hughes	2007-11	Dexter Campbell	1984-88	Kevin Waymire	2004-07		
	James Vaughan	1940-42		Pius Litzinger #	1939-40	Denny Crane	1964-66				
				John Macel #	1964-67	Darnell Dawson	1975-76	50			
				Jack MacKenna	1934-35	John Gorman	1963-64	Torrage Braggs	1996-98		
29	Bill Ferguson	1936-37		Walter McBride	1982-86	Robert Himmler	1939-42	Mark Brinkman	1975-76		
	Russ Sweeney	1935-36		Terrance Payne	1994-98^	Marcus Mason	1999-01	Don Darby	1967-68		
	John Thumann #	1939-40		Jim Phelan	1951-53	Mike McMahan	1960-63	Tom Dee	1976-78		
				Charlie Phillips #	1959-60	Ken Meyer	1981-83	Andy Donnelly	1984-86		
				Steve Poppe	1968-71	George Miller	1973-75	Erik Edwards	1990-94		
				Derek Strong	1987-90	Tom Rohling	1966-69	Jerry Foley	1972-75		
								John Gorman	1965-67		
								Robert Pelkington	1961-64		

Current players are in bold
Worn as away jersey
^ Redshirted 1 or more years

INDIVIDUAL RECORDS

MOST POINTS

Game	50	Steve Thomas (vs. Detroit)	1-6-64
	47	David West (vs. Dayton)	2-8-03
	45	Byron Larkin (vs. Loyola of Chicago)	2-28-86
	45	Steve Thomas (vs. Cincinnati)	3-4-64
	45	Gene Smith (vs. Georgetown, Ky.)	1-12-52
Season	792	Byron Larkin	1986-87
	779	Steve Thomas	1963-64
	758	Byron Larkin	1987-88
Career	2,696	Byron Larkin	1984-88
	2,261	Trevon Bluiett	2014-18
	2,132	David West	1999-2003
	2,005	Romain Sato	2000-04
	2,003	Tyrone Hill	1986-90
	1,885	Lenny Brown	1995-99

Highest Point Average

Season	30.0	Steve Thomas	1963-64
	*28.9	Steve Thomas	1964-65
	25.3	Byron Larkin	1987-88
Career	23.6	Steve Thomas	1962-66
	22.3	Byron Larkin	1984-88
	21.0	Bob Quick	1965-68

*Not official record since he played only 14 games.

MOST POINTS IN A GAME AT CINTAS CENTER

47	David West (vs. Dayton)	2-8-03
----	-------------------------	--------

MOST POINTS IN A GAME AWAY FROM HOME

45	Byron Larkin (vs. Loyola of Chicago)	2-28-86
----	--------------------------------------	---------

MOST REBOUNDS

Game	31	Bob Pelkington (vs. St. Francis Pa.)	2-18-64
	28	Corny Freeman (three times)	1956-57
Season	*567	Bob Pelkington	1963-64
	*526	Corny Freeman	1956-57
	454	Bob Pelkington	1962-63
		*Indicates led nation in rebounding.	
Career	1,380	Tyrone Hill	1986-90
	1,325	Bob Pelkington	1961-64
	1,308	David West	1999-2003
	1,080	Brian Grant	1990-94

HIGHEST REBOUND AVERAGE

Season	*21.8	Bob Pelkington	1963-64
	*18.8	Corny Freeman	1956-57
	16.2	Bob Pelkington	1962-63
		*Indicates led nation in rebounding.	
Career	16.6	Bob Pelkington	1961-64
	12.7	Luther Rackley	1966-69
	12.1	Dave Piontek	1953-56
	12.0	Bob Quick	1965-68

MOST ASSISTS

Game	18	Keith Walker (vs. Detroit)	2-7-80
	15	Dee Davis (vs. Providence College)	2-7-15
	15	Dee Davis (vs. Fairleigh Dickinson)	11-9-12
	15	Tu Holloway (vs. La Salle)	2-22-11
	15	Ralph Lee (vs. Loyola of Chicago)	2-28-86
	15	Dave Lynch (vs. St. Francis, Pa.)	1-15-66
Season	251	Ralph Lee	1985-86
	221	Dee Davis	2014-15
Career	199	Ralph Lee	1984-85
	699	Ralph Lee	1982-86
	639	Jamal Walker	1987-91
	550	Tu Holloway	2008-12
	544	Quentin Goodin	2016-20

MOST STEALS

Game	9	James Posey (vs. Fordham)	1-10-98
	8	Jamal Walker (vs. Fordham)	1-5-91
	8	Stan Kimbrough (vs. Louisville)	11-18-88
	8	Anthony Hicks (vs. Butler)	2-2-82
	8	Keith Walker (vs. Valparaiso)	2-17-79
Season	102	James Posey	1998-99
	81	Lenny Brown	1997-98
	79	Nick Daniels	1977-78
	69	Stan Kimbrough	1988-89
	63	James Posey	1997-98
	63	Byron Larkin	1987-88
	62	Lenny Brown	1996-97
	62	Lenny Brown	1998-99
Career	242	Lenny Brown	1995-99
	226	Anthony Hicks	1979-83
	214	James Posey	1996-99
	202	Nick Daniels	1975-79

MOST BLOCKS

Game	8	David West (vs. Coastal Carolina)	11-17-01
	7	David West (at Rhode Island)	1-23-02
	7	David West (at La Salle)	2-25-01
	7	Dave Payton (vs. Southwestern of Memphis)	2-26-78
	7	Aaron Williams (vs. Loyola of Chicago)	2-6-90
	6	Zach Hankins (vs. Detroit Mercy)	12-21-18
	6	Travis Taylor (vs. Saint Louis)	3-6-13
	6	David West (vs. George Washington)	2-3-01
	6	Reggie Butler (vs. Eastern Kentucky)	11-22-00
	6	Aaron Williams (vs. Mt. St. Mary's)	11-24-90
	6	Brian Grant (vs. George Washington)	2-12-94
	6	James Posey (vs. Temple)	2-14-99
Season	80	David West	2001-02
	61	David West	2000-01
	57	Aaron Williams	1990-91
	57	Aaron Williams	1991-92
	55	Aaron Williams	1992-93
	54	Zach Hankins	2018-19
Career	228	David West	1999-2003
	197	Aaron Williams	1989-93
	140	Justin Doellman	2003-07
	130	Kenny Frease	2008-12
	127	Jason Love	2006-10
	127	Brian Grant	1990-94

MOST FIELD GOAL ATTEMPTS

Game	34	Steve Thomas (vs. Detroit)	1-6-64
Season	637	Steve Thomas	1963-64
Career	1,949	Byron Larkin	1984-88

MOST FIELD GOALS MADE

Game	18	Steve Thomas (vs. Detroit)	1-6-64
Season	302	Steve Thomas	1963-64
Career	1,022	Byron Larkin	1984-88

HIGHEST FIELD GOAL PERCENTAGE

Season	.686	Zach Hankins (162-236)	2018-19
	.654	Brian Grant (223-341)	1992-93
Career (2 years)	.619	Brian Thornton	2004-06
Career (3 or 4 years)	.595	Tyrique Jones	2016-20

MOST 3-PT. FIELD GOALS MADE

Game	9	Trevon Bluiett (vs. Cincinnati)	1-26-17
	9	Romain Sato (vs. Rhode Island)	2-15-03
	8	Trevon Bluiett (vs. Seton Hall)	2-14-18
	8	Romain Sato (at Rhode Island)	1-13-01
	7	Nate Johnson (vs. Oklahoma)	12-9-20
	7	Brad Redford (vs. George Washington)	1-12-13
	7	B.J. Raymond (vs. Auburn)	12-3-08
	7	Drew Lavender (vs. Charlotte)	2-3-07
	7	Lionel Chalmers (vs. Fordham)	2-7-04
	7	Romain Sato (vs. Duquesne)	1-30-02
	7	Maurice McAfee (vs. St. Bona in A-10 Trn.)	3-9-00
	7	Jamie Gladden (vs. Wichita State)	12-30-92
	7	Jamie Gladden (vs. Cincinnati)	1-27-93
Season	105	Trevon Bluiett	2017-18
	104	Lenny Brown	1998-99
	101	Lionel Chalmers	2003-04
Career	319	Trevon Bluiett	2014-18
	307	Romain Sato	2000-04
	236	Lenny Brown	1995-99
	235	Lionel Chalmers	2000-04

MOST 3-PT. FIELD GOAL ATTEMPTS

Game	16	Romain Sato (vs. Rhode Island)	2-15-03
	15	Jeff Massey (vs. La Salle)	1-14-95
	15	Jamie Gladden (vs. Butler)	3-7-92
Season	263	Lenny Brown	1998-99
Career	836	Romain Sato	2000-04
	831	Trevon Bluiett	2014-18
	646	Lenny Brown	1995-99

HIGHEST 3-PT. FIELD GOAL PERCENTAGE (4 ATT. MIN.)

Game	1.000	Drew Lavender (5-5 at St. Bonaventure)	1-24-07
	1.000	Josh Duncan (5-5 at Charlotte)	2-13-08
	1.000	Dee Davis (5-5 at Cincinnati)	2-18-14
Season	.465	Brad Redford (53-114)	2008-09
Career	.435	Jamie Gladden (154-354)	1989-93

MOST FREE THROW ATTEMPTS

Game	24	Bob Quick (vs. Marquette)	2-26-68
Season	270	Tu Holloway	2010-11
Career	874	David West	1999-2003

MOST FREE THROWS MADE

Game	22	Bob Quick (vs. Marquette)	2-26-68
Season	235	Tu Holloway	2010-11
Career	675	Tu Holloway	2008-12
	662	David West	1999-2003

HIGHEST FREE THROW PERCENTAGE

Game	1.000	Tu Holloway (17-17 at Richmond)	1-29-11
Season	*.902	Joe Geiger (74-82)	1961-62
Career	.852	Tu Holloway (675-792)	2008-12

*Indicates led nation in free throw percentage.

MOST WINS

Career	108	Jason Love	2006-10
	107	Dante Jackson & Joe Hughes	2007-11

MOST PERSONAL FOULS

Season	123	James Posey	1998-99
Career	419	Tyrone Hill	1986-90

MOST GAMES PLAYED

142	Trevon Bluiett	2014-18
141	J.P. Macura	2014-18
137	Dante Jackson	2007-11
137	B.J. Raymond	2005-09
137	Kenny Frease	2008-12
135	Tyrique Jones	2016-20
134	Quentin Goodin	2016-20
134	Tu Holloway	2008-12
132	Dee Davis	2011-15
132	Brad Redford	2008-13
132	Stanley Burrell	2004-08
132	Justin Doellman	2003-07

MOST STARTS

Career	136	Trevon Bluiett	2014-18
	130	Romain Sato	2000-04

MOST CONSECUTIVE STARTS

Career	130	Romain Sato	2000-04
	126	David West	1999-2003

MOST STARTS AS A FRESHMAN

33	David West	1999-2000
----	------------	-----------

MOST DOUBLE-DOUBLES IN SCORING-REBOUNDING

Season	24	Tyrone Hill	1989-90
	22	David West	2002-03
	21	Tyrique Jones	2019-20
	20	David West	2000-01
	20	Tyrone Hill	1988-89
Career	68	David West	1999-2003
	64	Tyrone Hill	1986-90

MOST CONSECUTIVE GAMES WITH A DOUBLE-DOUBLE IN SCORING-REBOUNDING

10	Tyrone Hill	Jan.18-Feb. 22, 1990
----	-------------	----------------------

INDIVIDUAL RECORDS

	10 David West	Jan. 7-Feb. 15, 2003
	9 Tyrique Jones	Jan. 22-Feb. 22, 2020
MOST GAMES SCORING IN DOUBLE FIGURES		
Season	34 Jordan Crawford	2009-10
	33 Trevon Bluiett	2016-17
	33 Romain Sato	2003-04
Career	117 Byron Larkin	1984-88
	116 Trevon Bluiett	2014-18
MOST CONSECUTIVE GAMES SCORING IN DOUBLE FIGURES		
	78 Byron Larkin	1986-88
	56 David West	1999-2003
	42 Stan Kimbrough	1986-89
MOST CAREER 20-POINT PLUS GAMES		
	83 Byron Larkin	1984-88

MOST SEASONS AS TEAM'S LEADING SCORER	4 Byron Larkin	1984-88
MOST SEASONS AS TEAM'S LEADING REBOUNDER		
	4 David West	1999-2003
	4 Brian Grant	1990-94
	4 Tyrone Hill	1986-90
MOST CONSECUTIVE FIELD GOALS MADE	16 Josh Duncan	2007-08
MOST CONSECUTIVE FREE THROWS MADE		
	31 Romain Sato	2003-04
	31 James Posey	1998-99
	30 Bill Kirvin	1959-60
	27 Tu Holloway	2008-09

SINGLE GAME INDIVIDUAL RECORDS BY CLASS

POINTS

FRESHMAN:	
35	Darnell Williams vs. Duquesne (2-24-96)
32	Stanley Burrell at Duquesne (2-13-05)
31	Romain Sato at Rhode Island (1-13-01)
SOPHOMORE:	
45	Byron Larkin vs. Loyola (Chicago) (2-28-86)
34	Romain Sato vs. G. Washington (2-14-02)
34	Jerry Helmers vs. Niagara (12-23-69)
34	Tim O'Connell at Memphis State (1-29-66)
34	Steve Thomas vs. St. Bonaventure (3-9-63)
JUNIOR:	
50	Steve Thomas vs. Detroit (1-6-64)
45	Steve Thomas vs. Cincinnati (3-4-64)
SENIOR:	
47	David West vs. Dayton (2-8-03)
45	Gene Smith vs. Georgetown (KY) (12-4-52)
41	Steve Thomas vs. St. Bonaventure (12-23-64)

REBOUNDS

FRESHMAN:	
16	Jalen Reynolds vs. St. John's at MSG (2-25-14)
16	Derrick Brown vs. BYU (3-15-07)
16	Brian Grant vs. Butler (2-12-91)
16	Romain Sato vs. Samford (11-28-00)
SOPHOMORE:	
28	Corny Freeman vs. Minnesota (12-27-56) vs. Loyola (MD) (1-31-57) at W. Kentucky (2-27-57)
JUNIOR:	
24	Bob Pelkington vs. Gannon (12-12-62)
23	Tyrone Hill vs. Loyola (Chicago) (2-9-89)
23	Bob Pelkington at Marquette (1-12-63)

SENIOR:

31	Bob Pelkington vs. St. Francis (PA) (2-18-64)
30	Bob Pelkington vs. Canisius (1-28-64)

ASSISTS

FRESHMAN:	
11	Dedrick Finn vs. Rhode Island (2-15-03)
11	Michael Hawkins vs. Fordham (2-26-92)
SOPHOMORE:	
15	Dee Davis vs. Fairleigh Dickinson (11-9-12)
12	Quentin Goodin vs. Villanova (2-17-18)
12	Jamal Walker vs. Valparaiso (1-7-89)
12	Keith Walker vs. Valparaiso (2-18-78)
JUNIOR:	
15	Tu Holloway vs. La Salle (2-22-11)
15	Dave Lynch vs. St. Francis (PA) (1-15-66)
SENIOR:	
18	Keith Walker vs. Detroit (2-7-80)
15	Dee Davis vs. Providence (2-7-15)

STEALS

FRESHMAN:	
6	Brian Grant vs. Marquette (2-7-91)
6	David West vs. St. Mary's (12-21-99)
6	Lionel Chalmers vs. Miami (11-18-00)
SOPHOMORE:	
6	Anthony Hicks vs. Union (12-1-80)
JUNIOR:	
9	James Posey vs. Fordham (1-10-98)
SENIOR:	
8	Stan Kimbrough vs. Louisville (11-18-88)
8	Jamal Walker vs. Fordham (1-5-91)

BLOCKED SHOTS

FRESHMAN:	
7	Aaron Williams vs. Loyola Chicago (2-6-90)
SOPHOMORE:	
7	David West at La Salle (2-15-01)
6	Aaron Williams vs. Mt. St. Mary's (11-24-90)
6	David West vs. G. Washington (2-3-01)
JUNIOR:	
8	David West vs. Coastal Carolina (11-17-01)
7	David West at Rhode Island (1-23-02)
7	Dave Payton vs. SW of Memphis (2-26-78)

SENIOR:

6	Zach Hankins vs. Detroit Mercy (12-21-18)
6	Travis Taylor vs. Saint Louis (3-6-13)
6	Brian Grant vs. G. Washington (2-12-94)
6	James Posey vs. Temple (2-14-99)
6	Reggie Butler vs. E. Kentucky (11-22-00)
6	Jason Love vs. Dayton (1-16-10)
6	Kenny Frease vs. IPFW (11-15-11)



Byron Larkin, Xavier's all-time leading scorer and 26th in scoring in NCAA Division I history entering this season, scored a Xavier sophomore record 45 points in a win over Loyola of Chicago in the 1986 MCC Tournament. Larkin, who is in his 24th season as a member of the XU radio broadcast team, led Xavier to its first-ever NCAA Tournament victory with a win over Missouri in the 1987 first round.



Ralph Lee holds the school record for most assists in a career (699) and dished off a school record 251 assists in his senior season of 1985-86. Lee is seen here dribbling up court with the old red, white and blue National Invitation Tournament basketball used during the 1984 NIT games at Cincinnati Gardens. XU defeated Ohio State and Nebraska in 1984 at Cincinnati Gardens to advance to the NIT Quarterfinals.



Bill Kirvin, a member of the Xavier Athletic Hall of Fame, earned a reputation as one of the nation's best free throw shooters. His school record streak of 30 straight free throws made stood for almost 40 years.

SCORING RECORDS

SEASON	SCORING LEADER	G	FG (3)	FT	TP	AVG.
2020-21	Zach Freemantle, F	21	138 (25)	38	339	16.1
2019-20	Naji Marshall, F	31	190 (44)	98	522	16.8
2018-19	Naji Marshall, F	33	166 (48)	104	484	14.7
2017-18	Trevon Bluiett, G	35	202 (105)	167	676	19.3
2016-17	Trevon Bluiett, G	36	212 (91)	150	665	18.5
2015-16	Trevon Bluiett, G	34	170 (78)	94	512	15.1
2014-15	Matt Stainbrook, C	37	173 (1)	107	454	12.3
2013-14	Semaj Christon, G	34	201 (19)	157	578	17.0
2012-13	Semaj Christon, G	30	162 (7)	125	456	15.2
2011-12	Tu Holloway, G	34	166 (45)	218	595	17.5
2010-11	Tu Holloway, G	32	168 (60)	235	631	19.7
2009-10	Jordan Crawford, G	35	260 (79)	119	718	20.5
2008-09	B.J. Raymond, G	35	167 (84)	76	494	14.1
2007-08	Josh Duncan, F	37	141 (55)	122	459	12.4
2006-07	Justin Doellman, F	34	164 (42)	95	465	13.7
2005-06	Stanley Burrell, G	32	165 (69)	61	460	14.4
	*Brian Thornton, F	21	114 (0)	94	322	15.3
2004-05	Stanley Burrell, G	29	126 (61)	56	369	12.7
2003-04	Lionel Chalmers, G	37	204 (101)	105	614	16.6
2002-03	David West, F	32	213 (9)	209	644	20.1
2001-02	David West, F	32	196 (9)	185	586	18.3
2000-01	David West, F	29	174 (0)	168	516	17.8
1999-00	Maurice McAfee, G	33	155 (89)	98	497	15.1
1998-99	Lenny Brown, G	36	229 (104)	91	653	18.1
1997-98	Darnell Williams, G-F	28	184 (39)	78	485	17.3
1996-97	Lenny Brown, G	29	160 (56)	77	453	15.6
1995-96	Lenny Brown, G	27	111 (28)	88	338	12.5
1994-95	Jeff Massey, G	28	188 (77)	77	530	18.9
1993-94	Brian Grant, C	29	181 (1)	122	485	16.7
1992-93	Brian Grant, C	30	223 (0)	110	556	18.5
1991-92	Jamie Gladden, G	27	201 (50)	73	525	19.4
1990-91	Jamie Gladden, G	32	190 (35)	71	486	15.2
1989-90	Tyrone Hill, F	32	250 (0)	146	646	20.2
1988-89	Tyrone Hill, F	33	235 (0)	155	625	18.9
1987-88	Byron Larkin, G	30	296 (19)	147	758	25.3
1986-87	Byron Larkin, G	32	278 (32)	204	792	24.8
1985-86	Byron Larkin, G	30	261	132	654	21.8
1984-85	Byron Larkin, G	29	187	118	492	17.0
1983-84	Jeff Jenkins, C-F	33	223	115	561	17.0
1982-83	Anthony Hicks, G	30	171	106	448	14.9
1981-82	Anthony Hicks, G	28	226	120	572	20.4
1980-81	Anthony Hicks, G	27	183	85	451	16.7
1979-80	Jon Hanley, F	24	187	68	442	18.4
1978-79	Nick Daniels, G	27	239	95	573	21.2
1977-78	Nick Daniels, G	27	191	68	450	16.7
1976-77	Dale Haarman, F	27	137	85	359	13.3
1975-76	Garry Whitfield, G	26	151	122	424	16.3
1974-75	Mike Plunkett, F	26	172	70	414	15.9
1973-74	Mike Plunkett, F	26	148	68	364	14.0
1972-73	Conny Warren, C-F	26	158	74	390	15.0
1971-72	Bob Fullarton, C	26	149	87	385	14.8
1970-71	Jerry Helmers, F	26	190	125	505	19.4
1969-70	Jerry Helmers, F	24	161	99	421	17.5
1968-69	Luther Rackley, C	26	169	117	455	17.5
1967-68	Bob Quick, F	26	218	179	615	23.7
1966-67	Bob Quick, F	26	181	140	502	19.3
1965-66	Bob Quick, F	26	205	109	519	20.0
1964-65	Bryan Williams, F	24	133	95	344	14.3
	*Steve Thomas, G	14	166	73	405	28.9
1963-64	Steve Thomas, G	26	302	175	779	30.0
1962-63	Steve Thomas, G	28	180	91	451	16.1
1961-62	Jack Thobe, C-F	26	152	75	379	14.6
1960-61	Jack Thobe, C-F	25	177	84	438	17.5
1959-60	Jack Thobe, C-F	26	203	73	479	18.4
1958-59	Joe Viviano, F	25	162	101	425	17.0
1957-58	Joe Viviano, F	30	211	122	544	18.1
1956-57	Corny Freeman, C-F	28	156	122	434	15.5
1955-56	Jim Boothe, G	28	158	146	462	16.5
1954-55	Dave Piontek, C	26	156	127	439	16.9
1953-54	Dave Piontek, C	30	157	124	438	14.6
1952-53	Huck Budde, F	23	174	153	501	21.8
1951-52	Gene Smith, C	24	195	105	495	20.6
1950-51	Gene Smith, C	26	143	75	361	13.9
1949-50	Gene Smith, C	16	104	45	253	15.8
1948-49	Malcolm McMullen, C	26	125	61	311	12.0
1947-48	Art Morthorst, F	32	137	49	323	10.1

* Had the team's top scoring average but did not play in 75 percent of the games

"TOP 25" SINGLE SEASON SCORING TOTALS

PLAYER, POSITION	YEAR	G	FGM (3)	FTM	TP	AVG.
1. Byron Larkin, G	86-87	32	278 (32)	204	792	24.8
2. Steve Thomas, G	63-64	26	302	175	779	30.0
3. Byron Larkin, G	87-88	30	296 (19)	147	758	25.3
4. Jordan Crawford, G	09-10	35	260 (79)	119	718	20.5
5. Trevon Bluiett, G	17-18	35	202 (105)	167	676	19.3
6. Trevon Bluiett, G	16-17	36	212 (91)	150	665	18.5
7. Byron Larkin, G	85-86	30	261	132	654	21.8
8. Lenny Brown, G	98-99	36	229 (104)	91	653	18.1
9. Tyrone Hill, F	89-90	32	250	146	646	20.2
10. David West, F	02-03	32	213 (9)	209	644	20.1
11. Tu Holloway, G	10-11	32	168 (60)	235	631	19.7
12. Tyrone Hill, F	88-89	33	235	155	625	18.9
13. Stan Kimbrough, G	88-89	33	234 (70)	82	620	18.8
14. Bob Quick, F	67-68	26	218	179	615	23.7
15. Lionel Chalmers, G	03-04	37	20 (101)	105	614	16.6
16. James Posey, F	98-99	36	191 (48)	179	609	16.9
17. Romain Sato, G	03-04	37	179 (75)	170	603	16.3
18. Tu Holloway, G	11-12	34	166 (45)	218	595	17.5
19. David West, F-C	01-02	32	196 (9)	185	586	18.3
20. Romain Sato, F	02-03	32	182 (84)	131	579	18.1
21. Semaj Christon, G	13-14	34	201 (19)	157	578	17.0
22. Nick Daniels, G	78-79	28	239	95	573	21.2
23. Anthony Hicks, G	81-82	28	226	120	572	20.4
24. Jeff Jenkins, C-F	83-84	33	223	115	561	17.0
25. Brian Grant, C	92-93	30	223 (0)	110	556	18.5

LEADING SCORERS BY CLASS

FRESHMEN

BY TOTAL

Byron Larkin (84-85) 492
 Semaj Christon (12-13) 456
 Trevon Bluiett (14-15) 408
 Gary Massa (77-78) 391

BY AVERAGE

Byron Larkin (84-85) 17.0
 Semaj Christon (12-13) 15.2
 Nick Daniels (75-76) 15.0
 Gary Massa (77-78) 14.5

SOPHOMORES

BY TOTAL

Jordan Crawford (09-10) 718
 Byron Larkin (85-86) 654
 Semaj Christon (13-14) 578
 Bob Quick (65-66) 519

BY AVERAGE

Byron Larkin (85-86) 21.8
 Jordan Crawford (09-10) 20.5
 Bob Quick (65-66) 20.0
 Jack Thobe (59-60) 18.4

JUNIORS

BY TOTAL

Byron Larkin (86-87) 792
 Steve Thomas (63-64) 779
 Trevon Bluiett (16-17) 665
 Tu Holloway (10-11) 631

BY AVERAGE

Steve Thomas (63-64) 30.0
 Byron Larkin (86-87) 24.8
 Anthony Hicks (81-82) 20.4
 Tu Holloway (10-11) 19.7

SENIORS

BY TOTAL

Byron Larkin (87-88) 758
 Trevon Bluiett (17-18) 676
 Lenny Brown (98-99) 653
 Tyrone Hill (89-90) 646

BY AVERAGE

Byron Larkin (87-88) 25.3
 Bob Quick (67-68) 23.7
 Huck Budde (52-53) 21.8
 Nick Daniels (78-79) 21.2

SEASON	REBOUND LEADER	G	NO.	AVG.
2020-21	Zach Freemantle, F	21	187	8.9
2019-20	Tyrique Jones, F	32	354	11.1
2018-19	Tyrique Jones, F	34	262	7.7
2017-18	Trevon Bluiett, F	35	193	5.5
2016-17	RaShid Gaston, F	38	225	5.9
2015-16	James Farr, F	34	266	7.8
2014-15	Matt Stainbrook, C	37	257	6.9
2013-14	Matt Stainbrook, C	33	244	7.4
2012-13	Travis Taylor, F	31	278	9.0
2011-12	Kenny Frease, C	36	219	6.1
2010-11	Jamel McLean, F	31	261	8.4
2009-10	Jason Love, F-C	35	305	8.7
2008-09	Derrick Brown, F	35	212	6.1
2007-08	Derrick Brown, F	37	242	6.5
2006-07	Justin Doellman, F	34	188	5.5
2005-06	Justin Doellman, F	32	215	6.7
2004-05	Justin Doellman, F	29	173	6.0
2003-04	Romain Sato, G	37	297	8.0
2002-03	David West, F	32	378	11.8
2001-02	David West, F	32	313	9.8
2000-01	David West, F	29	316	10.9
1999-00	David West, F	33	301	9.1
1998-99	James Posey, F	36	322	8.9
1997-98	James Posey, F	30	253	8.4
1996-97	James Posey, F	29	226	7.8
1995-96	T.J. Johnson, F	28	189	6.8
1994-95	Larry Sykes, C-F	27	291	10.8
1993-94	Brian Grant, C	29	287	9.9
1992-93	Brian Grant, C	30	283	9.4
1991-92	Brian Grant, C	26	237	9.1
1990-91	Brian Grant, C	32	273	8.5
1989-90	Tyrone Hill, F	32	402	12.6
1988-89	Tyrone Hill, F	33	403	12.2
1987-88	Tyrone Hill, F	30	314	10.5
1986-87	Tyrone Hill, F	31	261	8.4
1985-86	Eddie Johnson, C	30	202	6.7
1984-85	Walt McBride, G-F	29	159	5.5
1983-84	Dexter Bailey, F	33	192	5.8
1982-83	Dexter Bailey, F	29	194	6.7
1981-82	Dexter Bailey, F	28	211	7.5
1980-81	Dwight Hollins, F	28	139	5.0
1979-80	David Anderson, C	26	198	7.6
1978-79	Joe Sunderman, C	20	171	8.6
1977-78	Steve Spivery, F-C	26	209	8.0
1976-77	Steve Spivery, F-C	27	214	7.9
1975-76	Nick Daniels, G-F	26	185	7.1
	Dale Haarman, F	26	185	7.1
1974-75	Mike Plunkett, F	26	216	8.3
1973-74	Mike Plunkett, F	26	182	7.0
1972-73	Conny Warren, C-F	26	296	11.4
1971-72	Conny Warren, C-F	26	283	10.9
1970-71	Conny Warren, C-F	22	139	6.3
1969-70	Jerry Helmers, F	24	202	8.4
1968-69	Luther Rackley, C	26	363	14.0
1967-68	Bob Quick, F	26	365	14.0
1966-67	Luther Rackley, C	26	328	12.6
1965-66	Bob Quick, F	26	301	11.6
1964-65	Ben Cooper, C	16	209	13.1
1963-64	*Bob Pelkington, C	26	567	21.8
1962-63	Bob Pelkington, C	28	454	16.2
1961-62	Bob Pelkington, C	26	304	11.7
1960-61	Jack Thobe, C-F	25	267	10.7
1959-60	Jack Thobe, C-F	26	260	10.0
1958-59	Rich Piontek, F	19	200	10.5
1957-58	Joe Viviano, F	30	378	12.6
1956-57	*Corny Freeman, C-F	28	526	18.8
1955-56	Dave Piontek, C-F	26	399	15.3
1954-55	Dave Piontek, C-F	26	295	11.3
1953-54	Chuck Hofmann, C-F	30	331	11.0
1952-53	Huck Budde, F	23	233	10.1

*Led Nation

"TOP 25" SINGLE SEASON REBOUNDING LEADERS

PLAYER, POSITION	YEAR	G	REB.	AVG
1. Bob Pelkington, C *	63-64	26	567	21.8
2. Corny Freeman, C-F *	56-57	28	526	18.8
3. Bob Pelkington, C	62-63	28	454	16.2
4. Tyrone Hill, F	88-89	33	403	12.2
5. Tyrone Hill, F	89-90	32	402	12.6
6. Dave Piontek, C-F	55-56	26	399	15.3
7. David West, F	02-03	32	378	11.8
Joe Viviano, F	57-58	30	378	12.6
9. Bob Quick, F	67-68	26	365	14.0
10. Luther Rackley, C	68-69	26	363	14.0
11. Tyrique Jones, F	19-20	32	354	11.1
12. Chuck Hofmann, C-F	53-54	30	331	11.0
13. Luther Rackley, C	66-67	26	328	12.6
Derek Strong, C	89-90	33	328	9.9
15. James Posey, F	98-99	36	322	8.9
16. David West, F	00-01	29	316	10.9
17. Tyrone Hill, F	87-88	30	314	10.5
18. David West, F-C	01-02	32	313	9.8
19. Jason Love, F-C	09-10	35	305	8.7
20. Bob Pelkington, C	61-62	26	304	11.7
21. Bob Quick, F	65-66	26	301	11.6
Dave Piontek, C-F	53-54	30	301	10.0
David West, F	99-00	33	301	9.1
24. Romain Sato, G	03-04	37	297	8.0
25. Conny Warren, C-F	72-73	26	296	11.4

*Led Nation

REBOUND LEADERS (CAREER)

PLAYER, POSITION	G	NO.	AVG.	SEASONS
1. Tyrone Hill, F	126	1,380	11.0	1986-90
2. Bob Pelkington, C	80	1,325	16.6	1961-64
3. David West, F	126	1,308	10.4	1999-03
4. Brian Grant, C	117	1,080	9.2	1990-94
5. Dave Piontek, C-F	82	995	12.1	1953-56
6. Bob Quick, F	78	939	12.0	1965-68
7. Joe Viviano, F	83	906	10.9	1956-59
8. Romain Sato, G	130	892	6.9	2000-04
9. Tyrique Jones, F	135	874	6.5	2016-20
10. Derek Strong, C	96	805	8.4	1987-90
11. James Posey, F	95	801	8.4	1996-99
12. Trevon Bluiett, G	142	762	5.4	2014-18
13. Luther Rackley, C	59	750	12.7	1966-69
14. Jason Love, F-C	126	734	5.8	2006-10
15. Dexter Bailey, F	118	730	6.2	1980-84
16. Kenny Frease, C	137	723	5.3	2008-12
17. Conny Warren, C-F	74	718	9.7	1970-73
Jack Thobe, C-F	77	718	9.3	1959-62
19. Aaron Williams	117	713	6.1	1989-93
20. Kevin Frey, F	130	710	5.5	1998-02
21. Justin Doellman, F	132	708	5.4	2003-07

LEADING REBOUNDERS BY CLASS

FRESHMEN

BY TOTAL

David West (99-00) 301
 Brian Grant (90-91) 273
 Tyrone Hill (86-87) 261
 Nick Daniels (75-76) 185

BY AVERAGE

David West (99-00) 9.1
 Brian Grant (90-91) 8.5
 Tyrone Hill (86-87) 8.4
 Nick Daniels (75-76) 7.1

SOPHOMORES

BY TOTAL

Corny Freeman (56-57) 526
 Luther Rackley (66-67) 328
 David West (00-01) 316
 Tyrone Hill (87-88) 314

BY AVERAGE

Corny Freeman (56-57) 18.8
 Luther Rackley (66-67) 12.6
 Bob Pelkington (61-62) 11.7
 Bob Quick (65-66) 11.6

JUNIORS

BY TOTAL

Bob Pelkington (62-63) 454
 Tyrone Hill (88-89) 403
 Joe Viviano (57-58) 378
 Chuck Hofmann (53-54) 331

BY AVERAGE

Bob Pelkington (62-63) 16.2
 Joe Viviano (57-58) 12.6
 Dave Piontek (54-55) 11.3
 Chuck Hofmann (53-54) 11.0

SENIORS

BY TOTAL

Bob Pelkington (63-64) 567
 Tyrone Hill (89-90) 402
 Dave Piontek (55-56) 399
 David West (02-03) 378

BY AVERAGE

Bob Pelkington (63-64) 21.8
 Dave Piontek (55-56) 15.3
 Bob Quick (67-68) 14.0
 Luther Rackley (68-69) 14.0

ASSIST RECORDS

SEASON	ASSIST LEADER	G	ASSISTS	AVG.
2020-21	Paul Scruggs, G	21	119	5.67
2019-20	Naji Marshall, F	31	124	4.00
2018-19	Quentin Goodin, G	31	149	4.81
2017-18	Quentin Goodin, G	35	171	4.89
2016-17	Quentin Goodin, G	38	131	3.45
2015-16	Myles Davis, G	34	139	4.09
2014-15	Dee Davis, G	37	221	5.97
2013-14	Dee Davis, G	32	149	4.66
2012-13	Semaj Christon, G	30	139	4.63
2011-12	Tu Holloway, G	34	166	4.88
2010-11	Tu Holloway, G	32	174	5.44
2009-10	Tu Holloway, G	35	138	3.94
2008-09	Dante' Jackson, G	35	94	2.68
2007-08	Drew Lavender, G	36	162	4.50
2006-07	Drew Lavender, G	34	164	4.82
2005-06	Dedrick Finn, G	24	96	4.00
	Stanley Burrell, G	32	105	3.28
2004-05	Dedrick Finn, G	29	122	4.20
2003-04	Dedrick Finn, G	37	124	3.35
2002-03	Dedrick Finn, G	32	139	4.34
2001-02	Lionel Chalmers, G	32	134	4.19
2000-01	Maurice McAfee, G	29	139	4.79
1999-00	Maurice McAfee, G	33	138	4.18
1998-99	Gary Lumpkin, G	36	122	3.39
1997-98	Gary Lumpkin, G	30	134	4.47
1996-97	Gary Lumpkin, G	29	125	4.31
1995-96	Gary Lumpkin, G	28	89	3.18
1994-95	Michael Hawkins, G	28	162	5.79
1993-94	Steve Gentry, G	29	176	6.07
1992-93	Michael Hawkins, G	28	104	3.71
	Steve Gentry, G	30	110	3.67
1991-92	Michael Hawkins, G	27	118	4.37
1990-91	Jamal Walker, G	31	158	5.10
1989-90	Jamal Walker, G	33	196	5.94
1988-89	Jamal Walker, G	27	193	7.15
1987-88	Byron Larkin, G	30	143	4.77
1986-87	Byron Larkin, G	32	113	3.53
1985-86	Ralph Lee, G	30	251	8.37
1984-85	Ralph Lee, G	29	199	6.86
1983-84	Ralph Lee, G	33	162	4.91
1982-83	Anthony Hicks, G	30	121	4.03
1981-82	Anthony Hicks, G	28	121	4.32
1980-81	Anthony Hicks, G	27	109	4.03
1979-80	Keith Walker, G	24	154	6.42
1978-79	Keith Walker, G	27	147	5.44
1977-78	Keith Walker, G	26	137	5.27
1976-77	Dale Haarman, F	27	70	2.59
1975-76	Garry Whitfield, G	26	76	2.92
1974-75	Jim Rippe, G	26	56	2.15
1973-74	Ron Laker, G	24	59	2.46
1972-73	Jim Rippe, G	26	78	3.00
1971-72	Doug Alt, G	26	52	2.00
	Tom Binegar, G/F	26	52	2.00
1970-71	Doug Alt, G	26	44	1.69
1968-69	Chris Hall, G	26	71	2.73
1967-68	Joe Pangrazio, G	26	83	3.19
1966-67	Joe Pangrazio, G	26	61	2.35
1965-66	Bryan Williams, G/F	23	64	2.78
1964-65	Joe McNeil, G	25	63	2.52
1963-64	Bob Pelkington, C	26	89	3.42
1962-63	Joe McNeil, G	23	86	3.74
	Bob Pelkington, C	28	94	3.36
1961-62	Bill Kirvin, G	26	104	4.00
1960-61	Bill Kirvin, G	25	117	4.68
1959-60	Bill Kirvin, G	26	67	2.58
1956-57	Jim Boothe, G	28	59	2.11
1955-56	Jim Boothe, G	28	104	3.71

TOP 25 SINGLE SEASON ASSIST LEADERS

	PLAYER, POSITION	SEASON	G	ASSISTS	AVG.
1.	Ralph Lee, G	85-86	30	251	8.37
2.	Dee Davis, G	14-15	37	221	5.97
3.	Ralph Lee, G	84-85	29	199	6.86
4.	Jamal Walker, G	89-90	33	196	5.94
5.	Jamal Walker, G	88-89	27	193	7.15
6.	Steve Gentry, G	93-94	29	176	6.07
7.	Tu Holloway, G	10-11	32	174	5.44
8.	Quentin Goodin, G	17-18	35	171	4.89
9.	Tu Holloway, G	11-12	34	166	4.88
10.	Drew Lavender, G	06-07	34	164	4.82
11.	Michael Hawkins, G	94-95	28	162	5.79
	Ralph Lee, G	82-83	30	162	5.40
	Drew Lavender, G	07-08	36	162	4.50
14.	Jamal Walker, G	90-91	31	158	5.10
15.	Keith Walker, G	79-80	24	154	6.42
16.	Quentin Goodin, G	18-19	31	149	4.81
	Dee Davis, G	13-14	32	149	4.66
18.	Keith Walker, G	78-79	27	147	5.44
19.	Byron Larkin, G	87-88	30	143	4.77
20.	Semaj Christon, G	13-14	34	142	4.18
21.	Stan Kimbrough, G	88-89	33	140	4.24
	Stanley Burrell, G	07-08	37	140	3.78
23.	Maurice McAfee, G	00-01	29	139	4.79
	Semaj Christon, G	12-13	30	139	4.63
	Dedrick Finn, G	02-03	32	139	4.34
	Myles Davis, G	15-16	34	139	4.09

TOP 10 ASSIST LEADERS (CAREER)

	PLAYER, POSITION	SEASON	G	ASSISTS	AVG.
1.	Ralph Lee, G	1982-86	122	699	5.73
2.	Jamal Walker, G	1987-91	120	639	5.33
3.	Tu Holloway, G	2008-12	134	550	4.10
4.	Quentin Goodin, G	2016-20	134	544	4.06
5.	Keith Walker, G	1976-80	102	496	4.86
6.	Dee Davis, G	2011-15	132	492	3.73
7.	Dedrick Finn, G	2002-06	122	481	3.94
8.	Gary Lumpkin, G	1995-99	123	470	3.82
9.	Michael Hawkins, G	1991-95	112	448	4.00
10.	Lionel Chalmers, G	2000-04	123	405	3.29

ASSIST LEADERS BY CLASS

FRESHMEN

BY TOTAL	BY AVERAGE
Semaj Christon (12-13) 139	Semaj Christon (12-13) 4.63
Dedrick Finn (02-03) 139	Dedrick Finn (02-03) 4.34

SOPHOMORES

BY TOTAL	BY AVERAGE
Jamal Walker (89-90) 196	Jamal Walker (89-90) 7.15
Quentin Goodin (17-18) 171	Ralph Lee (82-83) 5.40
Ralph Lee (82-83) 162	Keith Walker (77-78) 5.27
Semaj Christon (13-14) 142	Edmond Sumner (16-17) 5.00
Tu Holloway (09-10) 138	Quentin Goodin (17-18) 4.89
Keith Walker (77-78) 137	Lionel Chalmers (01-02) 4.19

JUNIORS

BY TOTAL	BY AVERAGE
Ralph Lee (84-85) 199	Ralph Lee (84-85) 6.86
Jamal Walker (89-90) 196	Jamal Walker (89-90) 5.94
Tu Holloway (10-11) 174	Keith Walker (78-79) 5.44
Drew Lavender (06-07) 164	Tu Holloway (10-11) 5.44
Quentin Goodin (18-19) 149	Drew Lavender (06-07) 4.82
Dee Davis (13-14) 149	Quentin Goodin (18-19) 4.81

SENIORS

BY TOTAL	BY AVERAGE
Ralph Lee (85-86) 251	Ralph Lee (85-86) 8.37
Dee Davis (14-15) 221	Keith Walker (79-80) 6.42
Steve Gentry (93-94) 176	Steve Gentry (93-94) 6.07
Tu Holloway (11-12) 166	Dee Davis (14-15) 5.97
Drew Lavender (07-08) 162	Michael Hawkins (94-95) 5.79
Michael Hawkins (94-95) 162	

BLOCK RECORDS

SEASON	BLOCK LEADER	G	BLOCKS	AVG.
2020-21	Zach Freemantle, F	21	18	0.86
2019-20	Tyrique Jones, F	32	34	1.06
2018-19	Zach Hankins, F	35	54	1.54
2017-18	Sean O'Mara, F/C	35	23	0.66
2016-17	RaShid Gaston, F	38	19	0.50
2015-16	James Farr, F	34	34	1.00
2014-15	Jalen Reynolds, F	37	36	0.97
2013-14	Matt Stainbrook, C	33	31	0.94
2012-13	Travis Taylor, F	31	25	0.81
2011-12	Kenny Frease, C	36	40	1.11
2010-11	Kenny Frease, C	32	26	0.81
2009-10	Jason Love, C	35	50	1.43
2008-09	Kenny Frease, C	34	43	1.26
2007-08	Derrick Brown, F	37	30	0.81
	Jason Love, C	37	30	0.81
2006-07	Justin Doellman, F	34	39	1.15
2005-06	Justin Doellman, F	32	51	1.59
2004-05	Justin Doellman, F	29	30	1.03
2003-04	Anthony Myles, F	37	27	0.73
2002-03	David West, F	32	51	1.59
2001-02	David West, F	32	80	2.50
2000-01	David West, F	29	61	2.10
1999-00	David West, F	33	35	1.06
1998-99	James Posey, F	36	34	0.94
1997-98	Darnell Williams, G	28	25	0.89
1996-97	James Posey, F	29	15	0.52
1995-96	Kevin Carr, C	28	31	1.11
1994-95	Jeff Massey, G	28	16	0.57
1993-94	Brian Grant, C	29	47	1.62
1992-93	Aaron Williams, F	30	55	1.83
1991-92	Aaron Williams, F	27	57	2.11
1990-91	Aaron Williams, F	32	57	1.78
1989-90	Aaron Williams, F	28	28	1.00
1988-89	Tyrone Hill, F	33	24	0.73
1987-88	Dexter Campbell, F	30	17	0.57
1986-87	Tyrone Hill, F	31	15	0.48
1985-86	Richie Harris, F	27	17	0.63
1984-85	Richie Harris, F	28	22	0.79
1983-84	Dexter Bailey, F	33	28	0.85
1982-83	Dexter Bailey, F	29	25	0.86
1981-82	Dexter Bailey, F	28	27	0.96
1980-81	Dexter Bailey, F	28	37	1.32
1979-80	David Anderson, F	26	25	0.96
1978-79	Dave Payton, F	27	28	1.04
1977-78	Dave Payton, F	27	48	1.78
1976-77	Steve Spivery, F	27	21	0.78
1975-76	Nick Daniels, G/F	26	30	1.15
1974-75	Joe Sunderman, F/C	24	14	0.58
1972-73	Conny Warren, F	26	43	1.65
1961-62	Frank Pinchback, G	26	30	1.15
1960-61	Jack Thobe, C	25	28	1.12

TOP 25 SINGLE SEASON BLOCK LEADERS

	PLAYER, POSITION	SEASON	G	BLOCKS	AVG.
1.	David West, F	01-02	32	80	2.50
2.	David West, F	00-01	29	61	2.10
3.	Aaron Williams, F	91-92	27	57	2.11
	Aaron Williams, F	90-91	32	57	1.78
5.	Aaron Williams, F	92-93	30	55	1.83
6.	Zach Hankins, F	18-19	35	54	1.54
7.	David West, F	02-03	32	51	1.59
	Justin Doellman, F	05-06	32	51	1.59
9.	Jason Love, C	09-10	35	50	1.43
9.	Dave Payton, F	77-78	27	48	1.78
11.	Brian Grant, C	93-94	29	47	1.62
12.	Brian Thornton, C	05-06	21	43	2.04
	Conny Warren, C	72-73	26	43	1.65
	Kenny Frease, C	08-09	34	43	1.26
15.	Jason Love, C	08-09	35	41	1.17
16.	Kenny Frease, C	11-12	36	40	1.11
17.	Justin Doellman, F	06-07	34	39	1.15
18.	Dexter Bailey, F	80-81	28	37	1.32
19.	Jalen Reynolds, F	14-15	37	36	0.97
20.	David West, F	99-00	33	35	1.06
21.	Tyrique Jones, F	19-20	32	34	1.06
	James Farr, F	15-16	34	34	1.00
	James Posey, F	98-99	36	34	0.94
24.	Kevin Carr, C	95-96	28	31	1.11
	Tyrice Walker, F	93-94	30	31	1.03
	Matt Stainbrook, C	13-14	33	31	0.94

TOP 10 BLOCK LEADERS (CAREER)

	PLAYER, POSITION	SEASON	G	BLOCKS	AVG.
1.	David West, F	99-03	126	228	1.81
2.	Aaron Williams, C	89-93	117	197	1.68
3.	Justin Doellman, C	03-07	132	140	1.06
4.	Kenny Frease, C	08-12	137	130	0.95
5.	Jason Love, C	06-10	126	127	1.01
	Brian Grant, C	90-94	117	127	1.09
7.	Dexter Bailey, F	80-84	118	120	1.02
8.	Tyrique Jones, F	16-20	135	98	0.73
9.	David Payton, F	75-79	92	92	1.00
10.	James Farr, F	12-16	118	88	0.75

LEADING BLOCKS BY CLASS

FRESHMEN

BY TOTAL

Kenny Frease (08-09) 43
Dexter Bailey (80-81) 37
David West (99-00) 35
Nick Daniels (75-76) 30

BY AVERAGE

Dexter Bailey (80-81) 1.32
Kenny Frease (08-09) 1.26
Nick Daniels (75-76) 1.15
David West (99-00) 1.06

SOPHOMORES

BY TOTAL

David West (00-01) 61
Aaron Williams (90-91) 57
Jalen Reynolds (14-15) 36
Three players with 30

BY AVERAGE

David West (00-01) 2.10
Aaron Williams (90-91) 1.78
Justin Doellman (04-05) 1.03
Jalen Reynolds (14-15) 0.97

JUNIORS

BY TOTAL

David West (01-02) 80
Aaron Williams (91-92) 57
Justin Doellman (05-06) 51
Dave Payton (77-78) 48
Jason Love (08-09) 41

BY AVERAGE

David West (01-02) 2.50
Aaron Williams (91-92) 2.11
Dave Payton (77-78) 1.78
Justin Doellman (05-06) 1.59
Jason Love (08-09) 1.17

SENIORS

BY TOTAL

Aaron Williams (92-93) 55
Zach Hankins (18-19) 54
David West (02-03) 51
Jason Love (09-10) 50
Brian Grant (93-94) 47

BY AVERAGE

Brian Thornton (05-06) 2.04
Aaron Williams (92-93) 1.83
Conny Warren (72-73) 1.65
Brian Grant (93-94) 1.62
David West (02-03) 1.59

SEASON	STEAL LEADER	G	STEALS	AVG.
2020-21	Paul Scruggs, G	21	33	1.57
2019-20	Naji Marshall	31	39	1.26
2018-19	Paul Scruggs, G	35	43	1.23
2017-18	J.P. Macura, G	34	49	1.44
2016-17	J.P. Macura, G	38	54	1.42
2015-16	Edmond Sumner, G	31	39	1.26
2014-15	Dee Davis, G	37	48	1.30
2013-14	Semaj Christon, G	34	45	1.32
2012-13	Semaj Christon, G	30	45	1.50
2011-12	Tu Holloway, G	34	52	1.53
2010-11	Tu Holloway, G	32	46	1.44
2009-10	Jordan Crawford, G	35	47	1.34
2008-09	Dante' Jackson, G	35	45	1.28
2007-08	Drew Lavender, G	36	37	1.03
2006-07	Drew Lavender, G	34	45	1.32
2005-06	Justin Doellman, F	32	51	1.59
2004-05	Dedrick Finn, G	29	32	1.10
2003-04	Dedrick Finn, G	37	55	1.49
2002-03	David West, F	32	42	1.31
2001-02	Lionel Chalmers, G	32	47	1.47
2000-01	David West, F	29	42	1.45
1999-00	Lloyd Price, F	32	58	1.81
1998-99	James Posey, G	36	102	2.83
1997-98	Lenny Brown, G	30	81	2.70
1996-97	Lenny Brown, G	29	62	2.14
1995-96	Lenny Brown, G	27	37	1.37
1994-95	Jeff Massey, G	28	53	1.89
1993-94	Steve Gentry, G	29	35	1.21
1992-93	Steve Gentry, G	30	26	0.87
1991-92	Jamie Gladden, G	27	41	1.52
1990-91	Jamal Walker, G	31	55	1.77
1989-90	Jamal Walker, G	33	55	1.67
1988-89	Stan Kimbrough, G	33	69	2.09
1987-88	Byron Larkin, G	30	63	2.10
1986-87	Byron Larkin, G	32	56	1.75
1985-86	Walt McBride, G	30	58	1.93
1984-85	Ralph Lee, G	29	54	1.86
1983-84	Ralph Lee, G	33	50	1.52
1982-83	Anthony Hicks, G	30	54	1.80
1981-82	Anthony Hicks, G	28	60	2.14
1980-81	Anthony Hicks, G	27	58	2.15
1979-80	Anthony Hicks, G	26	54	2.08
1978-79	Keith Walker, G	27	50	1.85
1977-78	Nick Daniels, G	27	79	2.93
1976-77	Keith Walker, G	25	32	1.28
1975-76	Garry Whitfield, G	26	47	1.81
1974-75	Mike Plunkett, F	26	24	0.92
1972-73	Jim Rippe, G	26	55	2.12

TOP 25 SINGLE SEASON STEAL LEADERS

	PLAYER, POSITION	SEASON	G	STEALS	AVG.
1.	James Posey, F	98-99	36	102	2.83
2.	Lenny Brown, G	97-98	30	81	2.70
3.	Nick Daniels, F	77-78	27	79	2.93
4.	Stan Kimbrough, G	88-89	33	69	2.09
5.	Byron Larkin, G	87-88	30	63	2.10
	James Posey, F	97-98	30	63	2.10
7.	Lenny Brown, G	96-97	29	62	2.14
	Lenny Brown, G	98-99	36	62	1.72
9.	Anthony Hicks, G	81-82	28	60	2.14
10.	Anthony Hicks, G	80-81	27	58	2.15
	Walt McBride, G/F	85-86	30	58	1.93
	Stan Kimbrough, G	87-88	30	58	1.93
	Lloyd Price, G/F	99-00	32	58	1.81
14.	Byron Larkin, G	86-87	32	56	1.75
	Lloyd Price, G/F	98-99	36	56	1.56
16.	Jamal Walker, G	89-90	33	55	1.67
	Dedrick Finn, G	03-04	37	55	1.49
	Jamal Walker, G	90-91	33	55	1.67
	Jim Rippe, F	72-73	26	55	2.12
20.	J.P. Macura, G	16-17	38	54	1.42
	Anthony Hicks, G	79-80	26	54	2.08
	Anthony Hicks, G	82-83	30	54	1.80
	Ralph Lee, G	84-85	29	54	1.86
24.	Jeff Massey, G	94-95	28	53	1.89
25.	David West, F	99-00	33	52	1.58
	Tu Holloway, G	11-12	34	52	1.53

TOP 10 STEAL LEADERS (CAREER)

	PLAYER, POSITION	SEASON	G	STEALS	AVG.
1.	Lenny Brown, G	95-99	122	242	1.98
2.	Anthony Hicks, G	79-83	111	226	2.04
3.	James Posey, F	96-99	95	214	2.25
4.	Nick Daniels, F	75-79	106	202	1.91
5.	Byron Larkin, G	84-88	121	201	1.66
6.	Ralph Lee, G	82-86	122	194	1.59
7.	Stan Kimbrough, G	86-89	95	178	1.87
8.	Jamal Walker, G	87-91	120	174	1.45
9.	David West, F	99-03	126	171	1.36
10.	J.P. Macura, G	14-18	141	166	1.18

LEADING STEALS BY CLASS

FRESHMEN

BY TOTAL

Lloyd Price (98-99) 56
 Anthony Hicks (79-80) 54
 David West (99-00) 52

BY AVERAGE

Anthony Hicks (79-80) 2.08
 David West (99-00) 1.57
 Lloyd Price (98-99) 1.55

SOPHOMORES

BY TOTAL

Lenny Brown (96-97) 62
 Anthony Hicks (80-81) 58
 Lloyd Price (99-00) 58
 Dedrick Finn (03-04) 55
 Jim Rippe (72-73) 55

BY AVERAGE

Anthony Hicks (80-81) 2.15
 Lenny Brown (96-97) 2.14
 Jim Rippe (72-73) 2.12
 Lloyd Price (99-00) 1.81
 Dedrick Finn (03-04) 1.49

JUNIORS

BY TOTAL

Lenny Brown (97-98) 81
 Nick Daniels (77-78) 79
 James Posey (97-98) 63
 Anthony Hicks (81-82) 60
 Stan Kimbrough (87-88) 58

BY AVERAGE

Nick Daniels (77-78) 2.93
 Lenny Brown (97-98) 2.70
 Anthony Hicks (81-82) 2.14
 James Posey (97-98) 2.10
 Stan Kimbrough (87-88) 1.93

SENIORS

BY TOTAL

James Posey (98-99) 102
 Stan Kimbrough (88-89) 69
 Byron Larkin (87-88) 63
 Lenny Brown (98-99) 62
 Walt McBride (85-86) 58

BY AVERAGE

James Posey (98-99) 2.83
 Byron Larkin (87-88) 2.10
 Stan Kimbrough (88-89) 2.09
 Walt McBride (85-86) 1.93
 Ralph Lee (84-85) 1.86

FREE THROW PERCENTAGE RECORDS

SEASON	FT% LEADER	G	FT-FTA	FT%
2020-21	Paul Scruggs, G	21	58-69	.841
2019-20	Naji Marshall	31	98-138	.710
2018-19	Paul Scruggs, G	35	70-95	.737
2017-18	Trevon Bluiett, G	35	167-197	.848
2016-17	J.P. Macura, G	38	124-158	.785
2015-16	Myles Davis, G	34	82-96	.854
2014-15	Myles Davis, G	36	102-117	.872
2013-14	Dee Davis, G	32	50-59	.847
2012-13	Justin Martin, G/F	30	47-61	.770
2011-12	Tu Holloway, G	34	218-253	.862
2010-11	Tu Holloway, G	32	235-270	.870
2009-10	Tu Holloway, G	35	154-182	.846
2008-09	B.J. Raymond, G	35	76-94	.809
2007-08	Drew Lavender, G	36	79-91	.868
2006-07	Josh Duncan, F	30	66-75	.880
2005-06	Josh Duncan, F	32	72-84	.857
2004-05	Stanley Burrell, G	29	56-71	.789
2003-04	Romain Sato, G	37	170-205	.829
2002-03	David West, F	32	209-256	.816
2001-02	David West, F	32	185-241	.768
2000-01	Kevin Frey, F	29	87-113	.770
1999-00	Maurice McAfee, G	33	98-119	.824
1998-99	Maurice McAfee, G	36	66-79	.835
1997-98	James Posey, F	30	150-182	.824
1996-97	Gary Lumpkin, G	29	79-96	.823
1995-96	Ken Harvey, G	27	48-55	.873
1994-95	Jeff Massey, G	28	77-95	.811
1993-94	Pete Sears, F	28	53-73	.726
1992-93	Aaron Williams, F	30	73-94	.777
1991-92	Jamie Gladden, G	27	73-94	.777
1990-91	Michael Davenport, G	30	82-108	.759
1989-90	Derek Strong, F/C	33	177-211	.839
1988-89	Derek Strong, F/C	33	178-218	.817
1987-88	J.D. Barnett, F	30	68-80	.850
1986-87	Byron Larkin, G	32	204-253	.806
1985-86	Richie Harris, F	27	74-93	.796
1984-85	Byron Larkin, G	29	118-150	.787
1983-84	John Shimko, F	33	97-120	.808
1982-83	Jeff Jenkins, F	28	90-114	.789
1981-82	Anthony Hicks, G	28	120-155	.774
1980-81	Anthony Hicks, G	27	85-107	.794
1979-80	Gary Massa, F	23	46-57	.807
1978-79	Keith Walker, G	27	58-79	.734
1977-78	Gary Massa, F	27	55-76	.724
1976-77	Dale Haarman, F	27	85-115	.739
1975-76	Dale Haarman, F	26	88-116	.759
1974-75	Jim Rippe, G	26	39-49	.796
1973-74	Jerry Foley, C	26	72-94	.766
1972-73	Bob Fullarton, C	26	59-75	.787
1971-72	Doug Alt, G	26	40-48	.833
1970-71	Jerry Helmers, F	26	125-151	.828
1969-70	Tom Binegar, F	24	76-108	.704
1968-69	John Zeides, G	26	46-62	.742
1967-68	Tim O'Connell, G	24	74-96	.771
1966-67	Tim O'Connell, G	20	86-115	.748
1965-66	Tim O'Connell, G	25	109-135	.807
1964-65	Bryan Williams, G/F	24	78-95	.821
1963-64	Joe Geiger, F	26	119-137	.869
1962-63	Steve Thomas, G	28	91-116	.784
1961-62	Joe Geiger, F	23	74-82	.902
1960-61	Ed Tepe, F	24	65-83	.783
1959-60	Bill Kirvin, G	26	78-89	.876
1958-59	Hank Stein, G	23	86-100	.860
1957-58	Hank Stein, G	30	105-128	.820
1956-57	Hank Stein, G	27	109-143	.762
1955-56	Jimmy Boothe, G	28	146-180	.811
1952-53	Huck Budde, F	23	153-206	.743
1951-52	Tom Simms, G	24	105-154	.682

(1.5 FTM/Game Minimum)

TOP 25 SINGLE SEASON FREE THROW % LEADERS

	PLAYER, POSITION	SEASON	G	FT-FTA	%
1.	Joe Geiger, F	61-62	23	74-82	.902
2.	Josh Duncan, F	06-07	30	66-75	.880
3.	Bill Kirvin, G	59-60	26	78-89	.876
4.	Ken Harvey, G	95-96	27	48-55	.873
5.	Myles Davis, G	14-15	36	102-117	.872
6.	Tu Holloway, G	10-11	32	235-270	.870
7.	Joe Geiger, F	63-64	26	119-137	.869
8.	Drew Lavender, G	07-08	36	79-91	.868
9.	Keith Walker, G	79-80	24	58-67	.866
10.	Tu Holloway, G	11-12	34	218-253	.862
11.	Hank Stein, G	58-59	23	86-100	.860
12.	Josh Duncan, F	05-06	32	72-84	.857
13.	Myles Davis, G	15-16	34	82-96	.854
14.	Josh Duncan, F	07-08	37	122-143	.853
15.	J.D. Barnett, F	87-88	30	68-80	.850
16.	Trevon Bluiett, G	17-18	35	167-197	.848
17.	Dee Davis, G	13-14	32	50-59	.847
18.	Tu Holloway, G	09-10	35	154-182	.846
19.	Paul Scruggs, G	20-21	21	58-69	.841
20.	Derek Strong, F/C	89-90	33	177-211	.839
21.	Maurice McAfee, G	98-99	36	66-79	.835
22.	Doug Alt, G	71-72	26	40-48	.833
23.	Romain Sato, G	03-04	37	170-205	.829
24.	Jerry Helmers, F	70-71	26	125-151	.828
25.	James Posey, F	97-98	30	150-182	.824
	Maurice McAfee, G	99-00	33	98-119	.824

TOP 10 FREE THROW PERCENTAGE LEADERS (CAREER)

	PLAYER, POSITION	SEASON	G	FT-FTA	%
1.	Tu Holloway, G	08-12	134	675-792	.852
2.	Joe Geiger, F	61-64	77	257-305	.843
3.	Myles Davis, G	13-17	107	216-262	.824
4.	Bill Kirvin, G	59-62	77	240-293	.819
5.	Steve Thomas, G	62-65	68	362-446	.812
6.	Hank Stein, G	56-59	80	300-371	.809
7.	James Posey, F	96-99	95	450-557	.808
8.	Derek Strong, F/C	87-90	96	449-560	.802
9.	J.P. Macura, G	14-18	141	319-400	.798
10.	Trevon Bluiett, G	14-18	142	508-648	.784

LEADING FREE THROW PERCENTAGE BY CLASS

FT PERCENTAGE AS A SOPHOMORE

Joe Geiger (61-62) .902
Bill Kirvin (59-60) .876
Myles Davis (14-15) .872
Josh Duncan (05-06) .857
Tu Holloway (09-10) .846

FT PERCENTAGE AS A JUNIOR

Josh Duncan (06-07) .880
Ken Harvey (95-96) .873
Tu Holloway (10-11) .870
Myles Davis (15-16) .854
Dee Davis (13-14) .847

FT PERCENTAGE AS A SENIOR

Joe Geiger (63-64) .869
Drew Lavender (07-08) .868
Keith Walker (79-80) .865
Tu Holloway (11-12) .862
Hank Stein (58-59) .860

1,000 POINT CLUB



1 - BYRON LARKIN, G

YEAR	GAMES	FGM-FGA		3-POINT		FTM-FTA	PCT	REB/AVG	AST/AVG	PTS/AVG
		PCT	FGM-FGA	PCT	FGM-FGA					
84-85	29	187-352	.531			118-150	.787	59/2.0	51/1.8	492/17.0
85-86	30	261-479	.545			132-172	.767	84/2.8	63/2.1	654/21.8
86-87	32	278-569	.489	32-78	.410	204-253	.806	142/4.4	113/3.5	792/24.8
87-88	30	296-549	.539	19-57	.333	147-222	.662	107/3.6	143/4.8	758/25.3
Career	121	1022-1949	.524	51-135	.378	601-797	.754	392/3.2	370/3.1	2,696/22.3

High Game: 45 vs. Loyola of Chicago (2-28-86) in MCC Tourney at Market Square Arena, Indianapolis, Ind.



2 - TREVON BLUIETT, G

YEAR	GAMES	FGM-FGA		3-POINT		FTM-FTA	PCT	REB/AVG	AST/AVG	PTS/AVG
		PCT	FGM-FGA	PCT	FGM-FGA					
14-15	37	133-315	.422	45-138	.326	97-130	.746	156/4.2	71/1.9	408/11.0
15-16	34	170-401	.424	78-196	.398	94-122	.770	209/6.1	74/2.2	512/15.1
16-17	36	212-484	.438	91-245	.371	150-199	.754	204/5.7	75/2.1	665/18.5
17-18	35	202-462	.437	105-252	.417	167-197	.848	193/5.5	87/2.5	676/19.3
Career	142	717-1662	.431	319-831	.384	508-648	.784	762/5.4	307/2.2	2,261/15.9

High Game: 40 vs. Cincinnati (1-26-17) at Cincinnati



3 - DAVID WEST, F

YEAR	GAMES	FGM-FGA		3-POINT		FTM-FTA	PCT	REB/AVG	AST/AVG	PTS/AVG
		PCT	FGM-FGA	PCT	FGM-FGA					
99-00	33	143-269	.532	0-0	.000	100-150	.667	301/9.1	57/1.7	386/11.7
00-01	29	174-316	.551	0-1	.000	168-227	.740	316/10.9	58/2.0	516/17.8
01-02	32	196-366	.536	9-28	.321	185-241	.768	313/9.8	50/1.6	586/18.3
02-03	32	213-415	.513	9-26	.346	209-256	.816	378/11.8	102/3.2	644/20.1
Career	126	726-1,366	.531	18-54	.333	662-874	.757	1,308/10.4	267/2.1	2,132/16.9

High Game: 47 vs. Dayton (2-8-03) at Cintas Center



4 - ROMAIN SATO, G

YEAR	GAMES	FGM-FGA		3-POINT		FTM-FTA	PCT	REB/AVG	AST/AVG	PTS/AVG
		PCT	FGM-FGA	PCT	FGM-FGA					
00-01	29	95-246	.386	65-174	.374	54-74	.730	156/5.4	40/1.4	309/10.7
01-02	32	166-359	.462	83-200	.415	99-144	.688	212/6.6	58/1.8	514/16.1
02-03	32	182-443	.411	84-247	.340	131-162	.809	227/7.1	74/2.3	579/18.1
03-04	37	179-443	.404	75-215	.349	170-205	.829	297/8.0	84/2.3	603/16.3
Career	130	622-1491	.417	307-836	.367	454-585	.776	892/6.9	256/2.0	2,005/15.4

High Game: 35 vs. La Salle (2-19-03) at La Salle



5 - TYRONE HILL, F

YEAR	GAMES	FGM-FGA		3-POINT		FTM-FTA	PCT	REB/AVG	AST/AVG	PTS/AVG
		PCT	FGM-FGA	PCT	FGM-FGA					
86-87	31	95-172	.552	0-0	.000	84-125	.672	261/8.4	7/0.2	274/8.8
87-88	30	172-309	.557	0-0	.000	114-153	.745	314/10.5	21/0.7	458/15.3
88-89	33	235-388	.606	0-0	.000	155-221	.701	403/12.2	45/1.4	625/18.9
89-90	32	250-430	.581	0-2	.000	146-222	.658	402/12.6	49/1.5	646/20.2
Career	126	752-1,299	.579	0-2	.000	499-721	.692	1,380/11.0	122/1.0	2,003/15.9

High Game: 38 vs. Loyola Marymount (1-2-90) at Cincinnati Gardens



6 - LENNY BROWN, G

YEAR	GAMES	FGM-FGA		3-POINT		FTM-FTA	PCT	REB/AVG	AST/AVG	PTS/AVG
		PCT	FGM-FGA	PCT	FGM-FGA					
95-96	27	111-280	.396	28-86	.326	88-119	.739	111/4.1	76/2.8	338/12.5
96-97	29	160-376	.426	56-166	.337	77-110	.700	111/3.8	102/3.5	453/15.6
97-98	30	159-359	.443	48-131	.366	75-101	.743	104/3.5	106/3.5	441/14.7
98-99	36	229-512	.447	104-263	.395	91-114	.798	128/3.6	100/2.8	653/18.1
Career	122	659-1,527	.432	236-646	.365	331-444	.745	454/3.7	384/3.1	1,885/15.5

High Game: 34 vs. Oregon (3-25-99) in NIT at Madison Square Garden, New York, N.Y.



7 - TU HOLLOWAY, G

YEAR	GAMES	FGM-FGA		3-POINT		FTM-FTA	PCT	REB/AVG	AST/AVG	PTS/AVG
		PCT	FGM-FGA	PCT	FGM-FGA					
08-09	33	49-140	.350	17-52	.327	68-87	.782	65/2.0	72/2.2	183/5.5
09-10	35	116-287	.404	38-118	.322	154-182	.846	83/2.4	138/3.9	424/12.1
10-11	32	168-396	.424	60-174	.345	235-270	.870	159/5.0	174/5.4	631/19.7
11-12	34	166-387	.429	45-130	.346	218-253	.862	124/3.6	166/4.9	595/17.5
Career	134	499-1210	.412	160-474	.338	675-792	.852	431/3.2	550/4.1	1,833/13.7

High Game: 33 vs. Richmond (1-29-11) at Richmond



8 - ANTHONY HICKS, G

YEAR	GAMES	FGM-FGA		3-POINT		FTM-FTA	PCT	REB/AVG	AST/AVG	PTS/AVG
		PCT	FGM-FGA	PCT	FGM-FGA					
79-80	26	149-314	.475			36-47	.766	76/2.9	115/4.4	334/12.8
80-81	27	183-368	.497			85-107	.794	87/3.2	109/4.0	451/16.7
81-82	28	226-499	.453			120-155	.774	93/3.3	121/4.3	572/20.4
82-83	30	171-385	.444			106-143	.741	109/3.6	121/4.0	448/14.9
Career	111	729-1,566	.466			347-452	.768	365/3.3	466/4.2	1,805/16.3

High Game: 34 vs. Georgia State (12-8-81) at Georgia State



9 - JAMIE GLADDEN, G

YEAR	GAMES	FGM-FGA		3-POINT		FTM-FTA	PCT	REB/AVG	AST/AVG	PTS/AVG
		PCT	FGM-FGA	PCT	FGM-FGA					
89-90	33	139-264	.527	6-15	.400	54-72	.750	77/2.3	94/2.8	338/10.2
90-91	32	190-369	.515	35-83	.422	71-98	.724	108/3.4	103/3.2	486/15.2
91-92	27	201-409	.491	50-118	.424	73-94	.777	66/2.4	78/2.9	525/19.4
92-93	30	154-345	.446	63-138	.457	60-83	.723	62/2.1	56/1.9	431/14.4
Career	122	684-1387	.493	154-354	.435	258-347	.744	313/2.6	331/2.7	1,780/14.6

High Game: 34 vs. Butler (2-18-92) at Butler



10 - STEVE THOMAS, G

YEAR	GAMES	FGM-FGA	PCT	FTM-FTA	PCT	REB/AVG	AST/AVG	PTS/AVG
62-63	28	180-393	.458	91-116	.784	87/3.1	88/3.1	451/16.2
63-64	26	302-637	.474	175-214	.818	95/3.7	78/3.0	779/30.0
64-65	14	166-342	.485	73-90	.811	51/3.6	40/2.9	405/28.9
65-66	5	32-63	.508	23-26	.885	9/1.8	16/3.2	87/17.4
Career	73	680-1,435	.474	362-446	.812	242/3.3	222/3.0	1,722/23.6

High Game: 50 vs. Detroit (1-6-64) at Schmidt Fieldhouse



11 - BRIAN GRANT, F/C

YEAR	GAMES	FGM-FGA	PCT	3-POINT FGM-FGA	PCT	FTM-FTA	PCT	REB/AVG	AST/AVG	PTS/AVG
90-91	32	135-236	.572	0-0	.000	100-144	.694	273/8.5	20/0.6	370/11.6
91-92	26	117-203	.576	0-0	.000	74-127	.583	237/9.1	23/0.9	308/11.8
92-93	30	223-341	.654	0-0	.000	110-159	.692	283/9.4	46/1.5	556/18.5
93-94	29	181-324	.559	1-3	.333	122-171	.713	287/9.9	47/1.6	485/16.7
Career	117	656-1104	.594	1-3	.333	406-601	.676	1,080/9.2	136/1.2	1,719/14.7

High Game: 34 vs. Detroit (1-9-93) at Detroit



12 - NICK DANIELS, G

YEAR	GAMES	FGM-FGA	PCT	FTM-FTA	PCT	REB/AVG	AST/AVG	PTS/AVG
75-76	26	164-399	.411	61-93	.656	185/7.1	57/2.2	389/15.0
76-77	26	126-339	.372	26-50	.520	136/5.2	44/1.7	278/10.7
77-78	27	191-464	.412	68-99	.687	129/4.8	57/2.1	450/16.7
78-79	27	239-552	.433	95-130	.731	144/5.3	60/2.2	573/21.2
Career	106	720-1,754	.410	250-372	.672	594/5.6	218/2.1	1,690/15.9

High Game: 32 vs. Cleveland State (3-3-79) at Schmidt Fieldhouse



13 - BOB QUICK, F

YEAR	GAMES	FGM-FGA	PCT	FTM-FTA	PCT	REB/AVG	AST/AVG	PTS/AVG
65-66	26	205-420	.488	109-153	.712	301/11.6	39/1.5	519/20.0
66-67	26	181-401	.451	140-196	.714	273/10.5	45/1.7	502/19.3
67-68	26	218-448	.487	179-251	.713	365/14.0	31/1.2	615/23.7
Career	78	604-1,269	.476	428-600	.713	939/12.0	115/1.5	1,636/21.0

High Game: 40 vs. Marquette (2-26-68) at Schmidt Fieldhouse



14 - STANLEY BURRELL, G

YEAR	GAMES	FGM-FGA	PCT	3-POINT FGM-FGA	PCT	FTM-FTA	PCT	REB/AVG	AST/AVG	PTS/AVG
04-05	29	126-303	.416	61-166	.367	56-71	.789	94/3.2	60/2.1	369/12.7
05-06	32	165-400	.413	69-172	.401	61-78	.782	94/2.9	105/3.3	460/14.4
06-07	34	134-349	.384	61-171	.357	94-119	.790	68/2.0	83/2.4	423/12.4
07-08	37	107-274	.391	44-112	.393	102-124	.823	81/2.2	140/3.8	360/9.7
Total	132	532-1326	.401	235-621	.378	313-392	.798	337/2.6	388/2.9	1,612/12.2

High Game: 32 vs. Duquesne (2-13-05) at Duquesne



15 - STAN KIMBROUGH, G

YEAR	GAMES	FGM-FGA	PCT	3-POINT FGM-FGA	PCT	FTM-FTA	PCT	REB/AVG	AST/AVG	PTS/AVG
86-87	32	195-429	.455	39-98	.398	82-115	.713	112/3.5	107/3.3	511/16.0
87-88	30	177-329	.538	31-74	.419	80-98	.816	91/3.0	109/3.6	465/15.5
88-89	33	234-477	.491	70-168	.417	82-109	.752	89/2.7	140/4.2	620/18.8
*Career	95	606-1,235	.491	140-340	.412	244-322	.758	292/3.1	356/3.7	1,596/16.8

*Also scored 507 points as a freshman at Central Florida, which makes his Division I career total 2,103 points.

High Game: 35 vs. Louisville (11-18-88) at Riverfront Coliseum, Cincinnati, Ohio



16 - DARNELL WILLIAMS, G/F

YEAR	GAMES	FGM-FGA	PCT	3-POINT FGM-FGA	PCT	FTM-FTA	PCT	REB/AVG	AST/AVG	PTS/AVG
95-96	28	121-238	.508	16-40	.400	87-122	.713	119/4.3	26/0.9	345/12.3
96-97	29	124-245	.506	11-44	.250	54-74	.730	116/4.0	48/1.7	313/10.8
97-98	28	184-329	.559	39-87	.448	78-110	.709	110/3.9	55/2.0	485/17.3
99-00	33	139-373	.373	71-195	.364	80-107	.748	86/2.6	65/2.0	429/13.0
Career	118	568-1,185	.479	137-366	.374	299-413	.724	431/3.7	194/1.6	1,572/13.3

High Game: 35 vs. Duquesne (2-24-96) at Cincinnati Gardens



17 - LIONEL CHALMERS, G

YEAR	GAMES	FGM-FGA	PCT	3-POINT FGM-FGA	PCT	FTM-FTA	PCT	REB/AVG	AST/AVG	PTS/AVG
00-01	29	85-233	.365	38-126	.302	51-76	.671	63/2.2	55/1.9	259/8.9
01-02	32	125-297	.421	47-134	.351	87-121	.719	109/3.4	134/4.2	384/12.0
02-03	25	98-221	.443	49-125	.392	54-70	.771	67/2.7	99/4.0	299/12.0
03-04	37	204-454	.449	101-247	.409	105-149	.709	122/3.3	117/3.2	614/16.6
Career	123	512-1205	.425	235-632	.372	297-416	.716	361/2.9	405/3.3	1,556/12.7

High Game: 31 vs. Mississippi State in the NCAA Tournament (3-21-04) at TD Waterhouse Centre, Orlando, Fla.



18 - GARY LUMPKIN, G

YEAR	GAMES	FGM-FGA	PCT	3-POINT FGM-FGA	PCT	FTM-FTA	PCT	REB/AVG	AST/AVG	PTS/AVG
95-96	28	99-248	.399	50-124	.403	65-85	.765	75/2.7	89/3.2	313/11.2
96-97	29	139-307	.453	70-174	.402	79-96	.823	84/2.9	125/4.3	427/14.7
97-98	30	114-296	.385	46-156	.295	94-120	.783	76/2.5	134/4.5	368/12.3
98-99	36	123-312	.394	53-177	.299	100-136	.735	88/2.4	122/3.4	399/11.1
Career	123	475-1,163	.408	219-631	.347	338-437	.773	323/2.6	470/3.8	1,507/12.3

High Game: 31 vs. George Washington (2-16-98) at Cincinnati Gardens

1,000 POINT CLUB



19 - J.P. MACURA, G

YEAR	GAMES	FGM-FGA		3-POINT		FTM-FTA		REB/AVG	AST/AVG	PTS/AVG
		PCT	PCT	PCT	PCT					
14-15	35	62-150	.413	32-95	.337	32-42	.762	42/1.2	22/0.6	188/5.4
15-16	34	108-230	.470	37-104	.356	67-83	.807	89/2.6	69/2.0	320/9.4
16-17	38	179-420	.426	64-188	.340	124-158	.785	167/4.4	110/2.9	546/14.4
17-18	34	146-305	.479	49-130	.377	96-117	.821	152/4.5	99/2.9	437/12.9
Career	141	495-1105	.448	182-517	.352	319-400	.798	450/3.2	300/2.1	1,491/10.6

High Game: 29 vs. Texas Southern (3-16-18) in the NCAA Tournament at Bridgestone Arena in Nashville, Tenn.



20 - JAMES POSEY, F

YEAR	GAMES	FGM-FGA		3-POINT		FTM-FTA		REB/AVG	AST/AVG	PTS/AVG
		PCT	PCT	PCT	PCT					
96-97	29	130-232	.560	6-32	.188	121-155	.781	226/7.8	40/1.4	387/13.3
97-98	30	145-261	.556	19-59	.322	150-182	.824	253/8.4	39/1.3	459/15.3
98-99	36	191-391	.488	48-131	.366	179-220	.814	322/8.9	84/2.3	609/16.9
Career	95	466-884	.527	73-222	.329	450-557	.808	801/8.4	163/1.7	1,455/15.3

High Game: 32 vs. Dayton (1-30-99) at Dayton



21 - JUSTIN DOELLMAN, F

YEAR	GAMES	FGM-FGA		3-POINT		FTM-FTA		REB/AVG	AST/AVG	PTS/AVG
		PCT	PCT	PCT	PCT					
03-04	37	93-216	.431	45-106	.425	39-55	.709	132/3.6	63/1.7	270/7.3
04-05	29	103-260	.396	51-142	.359	59-76	.776	173/6.0	81/2.8	316/10.9
05-06	32	112-274	.409	43-120	.358	84-109	.771	215/6.7	81/2.5	351/11.0
06-07	34	164-331	.495	42-116	.362	95-120	.792	188/5.5	57/1.7	465/13.7
Total	132	472-1081	.437	181-484	.374	277-360	.769	708/5.4	282/2.1	1,402/10.6

High Game: 29 vs. Rhode Island (2-21-07) at Cintas Center



22 - JEFF JENKINS, C/F

YEAR	GAMES	FGM-FGA		FTM-FTA		REB/AVG	AST/AVG	PTS/AVG
		PCT	PCT					
80-81	28	74-146	.507	46-69	.667	128/4.6	61/2.2	194/6.9
81-82	28	124-239	.519	83-109	.761	163/5.8	51/1.8	331/11.8
82-83	28	104-217	.479	90-114	.789	118/4.2	36/1.3	298/10.6
83-84	33	223-435	.513	115-149	.772	190/5.8	62/1.9	561/17.0
Career	117	525-1,037	.506	334-441	.757	599/5.1	210/1.8	1,384/11.8


High Game: 30 vs. Ohio State (3-15-84) in the NIT at Cincinnati Gardens



23 - JOE VIVIANO, F

YEAR	GAMES	FGM-FGA		FTM-FTA		REB/AVG	AST/AVG	PTS/AVG
		PCT	PCT					
56-57	28	134-321	.417	101-138	.732	284/10.1	23/0.8	369/13.2
57-58	30	211-474	.445	122-167	.731	378/12.6		544/18.1
58-59	25	162-378	.429	101-124	.815	244/9.8		425/17.0
Career	83	507-1,173	.432	324-429	.755	906/10.9		1,338/16.1

High Game: 32 vs. Miami (Ohio) (1-6-58) at Schmidt Fieldhouse



24 - JAMAL WALKER, G

YEAR	GAMES	FGM-FGA		3-POINT		FTM-FTA		REB/AVG	AST/AVG	PTS/AVG
		PCT	PCT	PCT	PCT					
87-88	29	53-113	.469	4-18	.222	33-51	.647	51/1.8	92/3.2	143/4.9
88-89	27	91-233	.391	20-61	.328	65-98	.663	60/2.2	193/7.1	267/9.9
89-90	33	179-383	.467	28-100	.280	111-151	.735	115/3.5	196/5.9	497/15.1
90-91	31	140-305	.459	22-74	.297	124-199	.623	113/3.6	158/5.1	426/13.7
Career	120	463-1034	.448	74-253	.292	333-499	.667	339/2.8	639/5.3	1,333/11.1

High Game: 28 vs. Loyola of Chicago (2-6-90) at Loyola



25 - JACK THOBE, F

YEAR	GAMES	FGM-FGA		FTM-FTA		REB/AVG	AST/AVG	PTS/AVG
		PCT	PCT					
59-60	26	203-434	.468	73-117	.624	260/10.0	49/1.9	479/18.4
60-61	25	177-374	.473	84-118	.712	267/10.7	72/2.9	438/17.5
61-62	26	152-344	.442	75-96	.781	191/7.3	47/1.8	379/14.6
Career	77	532-1,152	.462	232-331	.701	718/9.3	168/2.2	1,296/16.8

High Game: 32 vs. Loyola of Chicago (3-11-61) at Chicago Stadium, Chicago, Ill.



26 - DEREK STRONG, F/C

YEAR	GAMES	FGM-FGA		3-POINT		FTM-FTA		REB/AVG	AST/AVG	PTS/AVG
		PCT	PCT	PCT	PCT					
87-88	30	112-197	.569	0-0	.000	94-131	.718	213/7.1	23/0.8	318/10.6
88-89	33	163-264	.617	0-0	.000	178-218	.817	264/8.0	17/0.5	504/15.3
89-90	33	146-274	.533	0-0	.000	177-211	.839	328/9.9	31/0.9	469/14.2
Career	96	421-735	.573	0-0	.000	449-560	.802	805/8.4	71/2.2	1,291/13.4

High Game: 30 vs. Detroit (2-20-89) at Cincinnati Gardens



27 - DAVE PIONTEK, C/F

YEAR	GAMES	FGM-FGA		FTM-FTA		REB/AVG	AST/AVG	PTS/AVG
		PCT	PCT					
53-54	30	157-		124-		301/10.0		438/14.6
54-55	26	156-		127-		295/11.3		439/16.9
55-56	26	167-386	.433	76-140	.543	399/15.3	33/1.3	410/15.7
Career	82	480-		327-		995/12.1		1,287/15.7

High Game: 29 vs. Cincinnati (1-6-55) at Cincinnati Gardens

1,000 POINT CLUB



28 - NAJI MARSHALL, F

		3-POINT								
YEAR	GAMES	FGM-FGA	PCT	FGM-FGA	PCT	FTM-FTA	PCT	REB/AVG	AST/AVG	PTS/AVG
17-18	35	96-181	.530	15-43	.349	64-85	.753	154/4.4	57/1.6	271/7.7
18-19	33	166-421	.394	48-173	.277	104-144	.722	237/7.2	112/3.4	484/14.7
19-20	31	190-427	.445	44-154	.286	98-138	.710	194/6.3	124/4.0	522/16.8
Career	99	452-1029	.439	107-370	.289	266-367	.725	585/5.9	293/3.0	1,277/12.9

High Game: 31 vs. Cincinnati (12/7/19) at Cintas Center and at St. John's (2/28/19)



29 - JERRY HELMERS, F

YEAR	GAMES	FGM-FGA	PCT	FTM-FTA	PCT	REB/AVG	AST/AVG	PTS/AVG
69-70	24	161-324	.497	99-141	.702	202/8.4		421/17.5
70-71	26	190-363	.523	125-151	.828	135/5.2	38/1.5	505/19.4
71-72	25	119-245	.486	111-142	.782	122/4.9	39/1.6	349/14.0
Career	75	470-932	.504	335-434	.772	459/6.1		1,275/17.0

High Game: 35 vs. Dayton (2-27-71) at Schmidt Fieldhouse



30 - PAUL SCRUGGS, G

		3-POINT								
YEAR	GAMES	FGM-FGA	PCT	FGM-FGA	PCT	FTM-FTA	PCT	REB/AVG	AST/AVG	PTS/AVG
17-18	34	60-132	.455	14-46	.304	34-47	.723	67/2.0	59/1.7	168/4.9
18-19	35	154-334	.461	51-136	.375	70-95	.737	172/4.9	117/3.3	429/12.3
19-20	28	136-294	.463	44-118	.373	40-54	.741	125/4.5	81/2.9	356/12.7
20-21	21	104-227	.458	27-83	.325	58-69	.841	85/4.0	119/5.7	293/14.0
Total	118	454-987	.460	136-383	.355	202-265	.762	449/3.8	376/3.2	1246/10.6

High Game: 30 vs. Wake Forest (12-14-19) at Wake Forest



31 - TYRIQUE JONES, F

		3-POINT								
YEAR	GAMES	FGM-FGA	PCT	FGM-FGA	PCT	FTM-FTA	PCT	REB/AVG	AST/AVG	PTS/AVG
16-17	37	68-113	.602	0-0	.000	20-41	.488	114/3.1	11/0.29	156/4.2
17-18	32	84-134	.627	0-0	.000	56-95	.589	144/4.5	16/0.5	224/7.0
18-19	34	151-242	.624	0-0	.000	82-128	.641	262/7.7	27/0.79	384/11.3
19-20	32	172-309	.557	0-0	.000	103-174	.592	354/11.1	47/1.46	447/14.0
Career	135	475-798	.595	0-0	.000	261-438	.596	874/6.5	101/0.74	1,211/9.0

High Game: 22 vs. DePaul in the BIG EAST Tournament (3/11/20) and at Texas in the NIT (3/24/19)



32 - JOSH DUNCAN, F

		3-POINT								
YEAR	GAMES	FGM-FGA	PCT	FGM-FGA	PCT	FTM-FTA	PCT	REB/AVG	AST/AVG	PTS/AVG
04-05	29	59-132	.447	32-83	.386	31-43	.721	68/2.3	20/0.7	181/6.2
05-06	32	90-210	.429	40-104	.385	72-84	.857	134/4.2	56/1.8	292/9.1
06-07	30	86-195	.441	40-105	.381	66-75	.880	101/3.4	21/0.7	278/9.3
07-08	37	141-284	.496	55-132	.417	122-143	.853	173/4.7	49/1.3	459/12.4
Career	128	376-821	.458	167-424	.394	291-345	.843	476/3.7	146/1.1	1,210/9.5

High Game: 26 vs. West Virginia (3-27-08) in the NCAA Regional Semifinal at U.S. Airways Center, Phoenix, Ariz.



33 - MARK LYONS, G

		3-POINT								
YEAR	GAMES	FGM-FGA	PCT	FGM-FGA	PCT	FTM-FTA	PCT	REB/AVG	AST/AVG	PTS/AVG
09-10	32	80-201	.398	22-64	.344	66-97	.680	80/2.5	67/2.1	248/7.8
10-11	32	144-353	.408	47-140	.336	99-136	.728	99/3.1	98/3.1	434/13.6
11-12	34	176-414	.425	58-148	.392	102-134	.761	110/3.2	94/2.8	512/15.1
Career	98	400-968	.413	127-352	.361	267-367	.728	289/2.9	259/2.6	1,194/12.2

High Game: 27 vs. Saint Louis (1-25-12) at Cintas Center



34 - JUSTIN CAGE, F

		3-POINT								
YEAR	GAMES	FGM-FGA	PCT	FGM-FGA	PCT	FTM-FTA	PCT	REB/AVG	AST/AVG	PTS/AVG
03-04	36	54-124	.435	6-28	.214	52-80	.650	123/3.4	39/1.1	166/4.6
04-05	29	112-195	.574	6-19	.316	92-122	.754	162/5.6	63/2.2	322/11.1
05-06	32	110-198	.556	11-24	.458	105-141	.745	173/5.4	39/1.2	336/10.5
06-07	34	106-187	.567	13-34	.382	132-176	.750	183/5.4	48/1.4	357/10.5
Total	131	382-704	.543	36-105	.343	381-519	.734	641/4.9	189/1.4	1,181/9.0

High Game: 25 vs. Ohio State (3-17-07) in the NCAA Second Round at Rupp Arena, Lexington, Ky.



35 - MICHAEL DAVENPORT, G

		3-POINT								
YEAR	GAMES	FGM-FGA	PCT	FGM-FGA	PCT	FTM-FTA	PCT	REB/AVG	AST/AVG	PTS/AVG
87-88	29	35-96	.365	4-13	.308	18-30	.600	41/1.4	9/0.3	92/3.3
88-89	33	94-208	.452	21-64	.328	29-41	.707	84/2.5	61/1.8	238/7.2
89-90	33	145-341	.425	64-175	.366	66-82	.805	97/2.9	79/2.4	420/12.7
90-91	30	139-317	.438	62-150	.413	82-108	.759	104/3.5	81/2.7	422/14.1
Career	125	413-962	.429	151-402	.376	195-261	.747	326/2.6	230/1.8	1,172/9.4

High Game: 26 vs. Loyola of Chicago (1-8-90) at Cincinnati Gardens



36 - HANK STEIN, G

YEAR	GAMES	FGM-FGA	PCT	FTM-FTA	PCT	REB/AVG	AST/AVG	PTS/AVG
56-57	27	128-302	.424	109-143	.762	62/2.3	51/1.9	365/13.5
57-58	30	180-413	.436	105-128	.820	79/2.6		465/15.5
58-59	23	114-272	.419	86-100	.860	51/2.2		314/13.7
Career	80	422-987	.428	300-371	.809	192/2.4		1,144/14.3

High Game: 29 vs. Manhattan (2-23-57) at Chicago Stadium, Chicago, Ill.

1,000 POINT CLUB



37 - MAURICE MCAFFEE, G

YEAR	GAMES	3-POINT			FTM-FTA	PCT	REB/AVG	AST/AVG	PTS/AVG
		FGM-FGA	PCT	FGM-FGA					
97-98	28	25-66	.379	10-31	.323	15-27	.556	20/0.7	20/0.7
98-99	36	90-220	.409	48-129	.372	66-79	.835	60/1.7	90/2.5
99-00	33	155-380	.408	89-226	.394	98-119	.824	114/3.5	138/4.2
00-01	29	84-228	.368	35-132	.265	73-101	.723	78/2.7	139/4.8
Career	126	354-894	.396	182-518	.351	252-326	.773	272/2.2	387/3.1

High Game: 27 vs. St. Bonaventure in A-10 Tournament (3-9-00) at First Union Spectrum, Philadelphia, Pa.



38 - DEXTER BAILEY, F

YEAR	GAMES	FGM-FGA	PCT	FTM-FTA	PCT	REB/AVG	AST/AVG	PTS/AVG
80-81	28	91-151	.603	23-47	.489	133/4.8	24/0.9	205/7.3
81-82	28	122-234	.521	54-89	.607	211/7.5	27/1.0	298/10.6
82-83	29	120-234	.513	82-132	.621	194/6.7	34/1.2	322/11.1
83-84	33	131-231	.567	52-93	.559	192/5.8	25/0.8	314/9.5
Career	118	464-850	.546	211-361	.584	730/6.2	110/0.9	1,139/9.7

High Game: 24 vs. Oral Roberts (1-21-84) at ORU



T39 - GENE SMITH, C

YEAR	GAMES	FGM-FGA	PCT	FTM-FTA	PCT	REB/AVG	AST/AVG	PTS/AVG
49-50	16	104-		45-76	.592			253/15.8
50-51	26	143-		75-				361/13.9
51-52	24	195-503	.388	105-166	.633			495/20.6
Career	66	442-		225-				1,109/16.8

High Game: 45 vs. Georgetown, Ky. (1-12-52) at Schmidt Fieldhouse



T39 - RICHIE HARRIS, F

YEAR	GAMES	FGM-FGA	PCT	FTM-FTA	PCT	REB/AVG	AST/AVG	PTS/AVG
82-83	24	30-55	.545	5-13	.385	38/1.6	9/0.4	65/2.7
83-84	32	80-171	.468	38-54	.704	94/2.9	23/0.7	198/6.2
84-85	28	182-321	.567	68-94	.723	145/5.2	50/1.8	432/15.4
85-86	27	170-322	.528	74-93	.796	172/6.4	31/1.1	414/15.3
Career	111	462-869	.532	185-254	.728	449/4.0	113/1.0	1,109/10.0

High Game: 30 vs. Oral Roberts (1-19-85) at Cincinnati Gardens



41 - B.J. RAYMOND, G

YEAR	GAMES	3-POINT			FTM-FTA	PCT	REB/AVG	AST/AVG	PTS/AVG
		FGM-FGA	PCT	FGM-FGA					
05-06	31	33-85	.388	15-49	.306	23-36	.639	45/1.5	22/0.7
06-07	34	48-119	.403	36-80	.450	9-22	.409	71/2.1	19/0.6
07-08	37	126-281	.448	82-199	.412	31-38	.816	112/3.0	32/0.9
08-09	35	167-365	.458	84-205	.410	76-94	.809	145/4.1	50/1.4
Career	137	374-850	.440	217-533	.407	139-190	.732	373/2.7	123/0.9

High Game: 32 vs. Auburn (12-3-08) at Cintas Center



42 - KENNY FREASE, C

YEAR	GAMES	3-POINT			FTM-FTA	PCT	REB/AVG	AST/AVG	PTS/AVG
		FGM-FGA	PCT	FGM-FGA					
08-09	34	69-150	.460	2-7	.286	44-91	.484	126/3.7	26/0.8
09-10	35	76-150	.507	0-2	.000	26-50	.520	152/4.3	25/0.7
10-11	32	158-288	.549	0-1	.000	59-84	.702	226/7.1	38/1.2
11-12	36	150-294	.510	0-2	.000	66-116	.569	219/6.1	38/1.1
Career	137	453-882	.514	2-12	.167	195-341	.572	723/5.3	127/0.9

High Game: 25 vs. Lehigh in the NCAA Tournament (3-18-12) at Greensboro Coliseum Complex, Greensboro, N.C.



43 - KEVIN FREY, F

YEAR	GAMES	3-POINT			FTM-FTA	PCT	REB/AVG	AST/AVG	PTS/AVG
		FGM-FGA	PCT	FGM-FGA					
98-99	36	72-171	.421	8-27	.296	53-74	.716	179/5.0	25/0.7
99-00	33	97-236	.411	13-49	.265	85-109	.780	167/5.1	39/1.2
00-01	29	114-264	.432	17-66	.258	87-113	.770	183/6.3	33/1.1
01-02	32	95-253	.375	15-58	.259	68-95	.716	181/5.7	43/1.3
Career	130	378-924	.409	53-200	.265	293-391	.749	710/5.5	140/1.1

High Game: 29 at Central Michigan (12-11-99) and vs. Saint Joseph's (1-20-01) at Cintas Center



T44 - DERRICK BROWN, F

YEAR	GAMES	3-POINT			FTM-FTA	PCT	REB/AVG	AST/AVG	PTS/AVG
		FGM-FGA	PCT	FGM-FGA					
06-07	34	77-109	.706	4-8	.500	56-80	.700	141/4.1	27/0.8
07-08	37	148-243	.609	11-32	.344	96-136	.706	242/6.5	63/1.7
08-09	35/35	170-337	.504	39-90	.433	100-135	.741	212/6.1	68/1.9
Career	106	395-689	.573	54-130	.415	252-351	.718	595/5.6	158/1.5

High Game: 23 vs. Massachusetts (1-31-09) and Miami (Ohio) (11-29-08) at Cintas Center



T44 - HUCK BUDDÉ, F

YEAR	GAMES	FGM-FGA	PCT	FTM-FTA	PCT	REB/AVG	AST/AVG	PTS/AVG
50-51	26	69		47				185/7.1
51-52	24	157-458	.343	96-154	.623			410/17.1
52-53	23	174-464	.375	153-206	.743	233/10.1		501/21.8
Career	73	400-		296-				1,096/15.0

High Game: 31 vs. Baldwin-Wallace (12-19-52) at Schmidt Fieldhouse

1,000 POINT CLUB



46 - BILL KIRVIN, G

YEAR	GAMES	FGM-FGA	PCT	FTM-FTA	PCT	REB/AVG	AST/AVG	PTS/AVG
59-60	26	127-270	.470	78-89	.876	79/3.0	67/2.6	332/12.8
60-61	25	157-331	.474	91-117	.778	86/3.4	117/4.7	405/16.2
61-62	26	140-281	.498	71-87	.816	81/3.1	104/4.0	351/13.5
Career	77	424-882	.481	240-293	.819	246/3.2	288/3.7	1,088/14.1

High Game: 28 vs. Dayton (2-24-60) at Cincinnati Gardens



47 - JIM BOOTHE, G

YEAR	GAMES	FGM-FGA	PCT	FTM-FTA	PCT	REB/AVG	AST/AVG	PTS/AVG
54-55	26	124-		59-88	.670			307/11.8
55-56	28	158-420	.376	146-180	.811	102/3.6	104/3.7	462/16.5
56-57	28	116-300	.387	84-111	.757	54/1.9	59/2.1	316/11.3
Career	82	398-		289-379	.763			1,085/13.2

High Game: 32 vs. Louisville (2-13-56) at Schmidt Fieldhouse



48 - BOB PELKINGTON, C

YEAR	GAMES	FGM-FGA	PCT	FTM-FTA	PCT	REB/AVG	AST/AVG	PTS/AVG
61-62	26	126-266	.474	54-82	.659	304/11.7	69/2.7	306/11.8
62-63	28	177-399	.444	74-125	.592	454/16.2	94/3.4	428/15.3
63-64	26	150-312	.481	41-81	.506	567/21.8	89/3.4	341/13.1
Career	80	453-977	.464	169-288	.587	1,325/16.6	252/3.2	1,075/13.4

High Game: 29 vs. Western Kentucky (12-30-61) at Schmidt Fieldhouse



T49 - JOE GEIGER, F

YEAR	GAMES	FGM-FGA	PCT	FTM-FTA	PCT	REB/AVG	AST/AVG	PTS/AVG
61-62	23	92-203	.453	74-82	.902	171/7.4	30/1.3	253/11.0
62-63	28	125-295	.424	64-86	.744	220/7.9	44/1.6	314/11.1
63-64	26	191-382	.500	119-137	.869	290/11.2	56/2.2	501/19.3
Career	77	408-880	.464	257-305	.843	681/8.8	130/1.7	1,073/13.9

High Game: 36 vs. Detroit (2-15-64) at Detroit



T49 - AARON WILLIAMS, F

YEAR	GAMES	FGM-FGA	PCT	3-POINT FGM-FGA	PCT	FTM-FTA	PCT	REB/AVG	AST/AVG	PTS/AVG
89-90	28	27-47	.574	0-0	.000	8-20	.400	76/2.7	6/0.2	62/2.2
90-91	32	127-237	.536	0-0	.000	55-77	.714	209/6.5	33/1.0	309/9.7
91-92	27	148-253	.585	0-0	.000	79-113	.699	215/8.0	31/1.1	375/13.9
92-93	30	127-234	.543	0-0	.000	73-94	.777	213/7.1	54/1.8	327/10.9
Career	117	429-771	.556	0-0	.000	215-304	.707	713/6.1	124/1.1	1,073/9.2

High Game: 25 vs. Loyola of Chicago (2-9-91) at Cincinnati Gardens



51 - VICTOR FLEMING, G

YEAR	GAMES	FGM-FGA	PCT	FTM-FTA	PCT	REB/AVG	AST/AVG	PTS/AVG
80-81	26	59-119	.496	27-39	.692	28/1.1	42/1.6	145/5.6
81-82	26	42-96	.438	35-50	.700	37/1.4	32/1.2	119/4.6
82-83	29	128-226	.566	56-82	.683	90/3.1	52/1.8	312/10.8
83-84	33	183-339	.540	117-159	.736	138/4.2	56/1.7	483/14.6
Career	114	412-780	.528	235-330	.712	293/2.6	182/1.6	1,059/9.3

High Games: 29 vs. La Salle (2-9-83) at Schmidt Fieldhouse and 29 vs. Butler (2-25-84) at Cincinnati Gardens



52 - GARY MASSA, F

YEAR	GAMES	FGM-FGA	PCT	FTM-FTA	PCT	REB/AVG	AST/AVG	PTS/AVG
77-78	27	168-336	.500	55-76	.724	114/4.2	45/1.7	391/14.5
78-79	21	99-211	.469	49-67	.731	74/3.5	21/1.0	247/11.8
79-80	23	145-275	.527	46-57	.807	147/6.4	16/0.7	336/14.6
80-81	16	31-64	.484	13-17	.765	30/1.9	5/0.3	75/4.7
Career	87	443-886	.500	163-217	.751	365/4.2	87/1.0	1,049/12.1

High Game: 26 vs. Kenyon (1-5-78) at Schmidt Fieldhouse



53 - MIKE PLUNKETT, F

YEAR	GAMES	FGM-FGA	PCT	FTM-FTA	PCT	REB/AVG	AST/AVG	PTS/AVG
73-74	26	148-343	.431	68-107	.636	182/7.0	46/1.8	364/14.0
74-75	26	172-368	.467	70-123	.569	216/8.3	26/1.0	414/15.9
75-76	26	102-224	.455	61-85	.718	153/5.9	27/1.0	265/10.2
Career	78	422-935	.451	199-315	.632	551/7.1	99/1.3	1,043/13.4

High Game: 31 vs. Dayton (2-19-75) at Schmidt Fieldhouse



54 - SEMAJ CHRISTON, G

YEAR	GAMES	FGM-FGA	PCT	3-POINT FGM-FGA	PCT	FTM-FTA	PCT	REB/AVG	AST/AVG	PTS/AVG
12-13	30	162-365	.444	7-28	.250	125-186	.672	86/2.9	139/4.6	456/15.2
13-14	34	201-420	.479	19-49	.388	157-235	.668	91/2.7	142/4.2	578/17.0
Career	64	363-785	.462	26-77	.338	282-421	.670	177/2.8	281/4.4	1,034/16.2

High Game: 28 vs. Marquette (1-9-14) at Cintas Center and 28 vs Seton Hall (3-3-14) at Seton Hall

1,000 POINT CLUB



55 - MICHAEL HAWKINS, G

YEAR	GAMES	3-POINT									
		FGM-FGA	PCT	FGM-FGA	PCT	FTM-FTA	PCT	REB/AVG	AST/AVG	PTS/AVG	
91-92	27	76-185	.411	22-63	.349	35-54	.648	75/2.8	118/4.4	209/7.7	
92-93	28	80-174	.460	36-88	.409	32-41	.780	71/2.5	104/3.7	228/8.1	
93-94	29	68-182	.374	37-100	.370	23-36	.639	61/2.1	64/2.2	196/6.8	
94-95	28	117-274	.427	59-152	.388	103-130	.792	93/3.3	162/5.8	396/14.1	
Career	112	341-815	.418	154-403	.382	193-261	.739	300/2.7	448/4.0	1,029/9.2	

High Game: 26 vs. Ohio (12-17-94) at Cincinnati Gardens



56 - T.J. JOHNSON, F

YEAR	GAMES	3-POINT									
		FGM-FGA	PCT	FGM-FGA	PCT	FTM-FTA	PCT	REB/AVG	AST/AVG	PTS/AVG	
94-95	28	101-175	.577	0-0	.000	131-194	.675	148/5.3	19/0.7	333/11.9	
95-96	28	86-165	.521	0-1	.000	124-186	.667	189/6.8	30/1.1	296/10.6	
96-97	29	76-133	.571	0-0	.000	74-112	.661	146/5.0	48/1.7	226/7.8	
97-98	30	48-96	.500	0-1	.000	70-100	.700	108/3.6	47/1.6	166/5.5	
Career	115	311-569	.547	0-2	.000	399-592	.674	591/5.1	144/1.3	1,021/8.9	

High Game: 23 vs. Loyola of Chicago (1-30-95) at Loyola



57 - QUENTIN GOODIN, G

YEAR	GAMES	3-POINT									
		FGM-FGA	PCT	FGM-FGA	PCT	FTM-FTA	PCT	REB/AVG	AST/AVG	PTS/AVG	
16-17	38	70-200	.350	13-51	.255	42-73	.575	77/2.0	131/3.4	195/5.1	
17-18	35	106-238	.445	19-63	.302	72-91	.791	103/2.9	171/4.8	303/8.7	
18-19	31	114-308	.370	42-141	.298	71-107	.664	98/3.2	149/4.8	341/11.0	
19-20	30	61-179	.341	27-95	.284	30-49	.612	61/2.0	93/3.1	179/6.0	
Career	134	351-925	.379	101-350	.289	215-320	.672	339/2.5	544/4.0	1,018/7.6	

High Game: 25 vs. Western Carolina (12/18/19) at Cintas Center

MORE DIVISION I 1,000-POINT SCORERS THAT PLAYED AT LEAST A YEAR AT XU

PLAYER, POSITION	G	FG	3PT FG	FT	NO.	AVG.	SEASONS
1. C.J. ANDERSON, F	116	558	2	377	1,495	12.9	2004-09
* Includes 752 points in two seasons at Manhattan (2004-06)							
2. RYAN WELAGE, F	126	539	221	195	1,494	11.9	2015-19
* Includes 1,258 points in three seasons at San Jose State (2015-18)							
3. MATT STAINBROOK, C	137	601	5	274	1,481	10.8	2010-15
* Includes 676 points in two seasons at Western Michigan (2010-12)							
4. DREW LAVENDER, G	133	462	211	293	1,428	10.7	2003-08
* Includes 659 points in two seasons at Oklahoma (2003-05)							
5. TRAVIS TAYLOR, F	122	521	0	303	1,345	11.0	2008-13
* Includes 812 points in two seasons at Monmouth (2008-10)							
6. RASHID GASTON, F	120	485	0	221	1,191	9.9	2012-17
* Includes 911 points in three seasons at Norfolk State (2012-15)							
7. BRIAN THORNTON, F/C	109	421	0	333	1,175	10.8	2001-06
* Includes 564 points in two seasons at Vanderbilt (2001-03)							
8. ISAIAH PHILMORE, F	121	412	24	321	1,169	9.7	2009-14
* Includes 653 points in two seasons at Towson (2009-11)							
9. JORDAN CRAWFORD, G	65	367	109	166	1,009	15.5	2007-10
* Includes 291 points in one season at Indiana (2007-08)							

XAVIER ALL-TIME COACHING WINS TOP DOZEN



ALL-TIME COACHES (RANKED BY TOTAL WINS)

Name (Alma Mater)	Seasons	Games	Wins	Losses	Win %	Postseason Play/Conference Tour.				
						NCAA	NIT	MCC	A-10	BE
Chris Mack (Xavier)	9 (2009-18)	312	215	97	.689	11-8	0-0	0-0	3-4	7-5
Pete Gillen (Fairfield)	9 (1985-94)	277	202	75	.729	5-7	2-1	17-4	0-0	0-0
Skip Prosser (Merchant Marine Acad.)	7 (1994-01)	213	148	65	.695	1-4	5-2	0-1	6-5	0-0
Sean Miller (Pittsburgh)	5 (2004-09)	167	120	47	.719	6-4	0-0	0-0	8-4	0-0
Joe Meyer (Xavier)	13 (1920-33)	186	118	68	.634	0-0	0-0	0-0	0-0	0-0
Clem Crowe (Notre Dame)	10 (1933-43)	175	96	79	.549	0-0	0-0	0-0	0-0	0-0
Jim McCafferty (Loyola, La.)	6 (1957-63)	162	91	71	.562	0-1	4-0	0-0	0-0	0-0
Ned Wulk (LaCrosse)	6 (1951-57)	159	89	70	.560	0-0	2-2	0-0	0-0	0-0
Bob Staak (Connecticut)	6 (1979-85)	174	88	86	.506	0-1	2-1	7-5	0-0	0-0
Thad Matta (Butler)	3 (2001-04)	101	78	23	.772	5-3	0-0	0-0	8-1	0-0
Lew Hirt (DePauw)	5 (1946-51)	137	76	61	.555	0-0	0-0	0-0	0-0	0-0
Tay Baker (Cincinnati)	6 (1973-79)	159	70	89	.440	0-0	0-0	0-0	0-0	0-0
Don Ruberg (Xavier)	4 (1963-67)	103	52	51	.505	0-0	0-0	0-0	0-0	0-0
Travis Steele (Butler)	3 (2018-21)	88	51	37	.580	0-0	1-1	0-0	0-0	1-3
George Krajack (Clemson)	4 (1967-71)	103	34	69	.330	0-0	0-0	0-0	0-0	0-0
Dick Campbell (Furman)	2 (1971-73)	52	15	37	.288	0-0	0-0	0-0	0-0	0-0
Ed Burns (Xavier)	1 (1945-46)	19	3	16	.158	0-0	0-0	0-0	0-0	0-0
Harry Gilligan (Xavier)	1 (1919-20)	3	0	3	.000	0-0	0-0	0-0	0-0	0-0
Musketeer Totals (1919-43/45-2021)	100	2,590	1,546	1,044	.597	28-28	16-7	24-10	25-14	8-8

TRAVIS STEELE IS PREPARING FOR HIS FOURTH SEASON AS THE XAVIER HEAD COACH

Travis Steele took over as the Xavier head coach beginning with the 2018-19 season, leading Xavier to 19 wins, a tie for third place in the BIG EAST Conference regular season and a spot in the second round of the NIT. Steele led Xavier to 19 wins again in his second year but had the season cut short prior to the post-season by the COVID-19 pandemic. XU finished 13-8 in the pandemic-shortened 2020-21 season. Steele, who spent 10 seasons on the Xavier staff before being named head coach, helped Xavier win 242 games and make nine NCAA Tournaments before taking over the head coaching spot in 2018. The Musketeers reached at least the NCAA Sweet 16 five times in those 10 seasons on the Xavier bench, including the 2017 Elite Eight. Steele spent one season on the staff of Sean Miller and nine on the staff of Chris Mack. He is the 18th head coach in Xavier history.



XAVIER SEASON STATS

XAVIER ALL-TIME SEASON STATS

YEAR	G	MIN	FG-FGA	FG%	3FG-FGA	3FG%	FT-FTA	FT%	R-OFF	R-DEF	REB-TOT	AVG	PF	DQ	AST	AVG	TO	BLK	STL	PTS	AVG
2020-21	21	4250	589-1285	45.8%	162-498	32.5%	231-333	69.4%	200	592	792	37.7	325	5	369	17.6	236	85	145	1571	74.8
2019-20	32	6525	833-1912	43.6%	207-664	31.2%	388-590	65.8%	380	861	1241	38.8	535	14	460	14.4	446	114	201	2261	70.7
2018-19	35	7100	922-1977	46.6%	245-740	33.1%	437-644	67.9%	372	912	1284	36.7	552	11	519	14.8	464	128	190	2526	72.2
2017-18	35	7075	1011-2055	49.2%	274-736	37.2%	657-843	77.9%	345	997	1342	38.3	603	8	579	16.5	441	109	205	2953	84.4
2016-17	38	7625	981-2148	45.7%	267-775	34.5%	607-882	68.8%	451	965	1416	37.3	711	12	560	14.7	478	100	228	2836	74.6
2015-16	34	6800	928-2054	45.2%	255-702	36.3%	626-857	73.0%	436	955	1391	40.9	679	13	548	16.1	429	101	246	2737	80.5
2014-15	37	7525	956-2011	47.5%	234-666	35.1%	566-775	73.0%	364	918	1282	34.6	661	13	596	16.1	447	106	223	2712	73.3
2013-14	34	6850	869-1850	47.0%	174-500	34.8%	530-770	68.8%	379	834	1213	35.7	674	13	497	14.6	421	97	196	2442	71.8
2012-13	31	6250	722-1582	45.6%	140-400	35.0%	437-655	66.7%	329	763	1092	35.2	541	14	348	11.2	402	86	164	2021	65.2
2011-12	36	7275	899-1986	45.3%	176-501	35.1%	569-819	69.5%	391	913	1304	36.2	666	10	471	13.1	454	135	216	2543	70.6
2010-11	32	6500	784-1700	46.1%	173-526	32.9%	565-756	74.7%	328	802	1130	35.3	551	12	424	13.3	386	98	174	2306	72.1
2009-10	35	7225	961-2082	46.2%	250-664	37.7%	621-873	71.1%	444	971	1415	40.4	662	15	494	14.1	452	132	235	2793	79.8
2008-09	35	7025	847-1846	45.9%	239-607	39.4%	575-851	67.6%	420	958	1378	39.4	653	15	464	13.3	511	178	185	2508	71.7
2007-08	37	7425	936-1973	47.4%	282-721	39.1%	626-836	74.9%	412	910	1322	35.7	643	9	564	15.2	480	125	206	2780	75.1
2006-07	34	6825	849-1784	47.6%	269-689	39.0%	628-847	74.1%	367	780	1147	33.7	606	8	508	14.9	431	120	191	2595	76.3
2005-06	32	6425	778-1685	46.2%	218-588	37.1%	516-713	72.4%	338	783	1121	35	568	12	502	15.7	410	152	199	2290	71.6
2004-05	29	5925	690-1521	45.4%	211-599	35.2%	442-604	73.2%	331	642	973	33.6	518	6	440	15.2	398	93	166	2033	70.1
2003-04	37	7425	908-2058	44.1%	284-756	37.6%	535-777	68.9%	439	888	1327	35.9	619	11	495	13.4	459	87	252	2635	71.2
2002-03	32	6341	835-1859	44.9%	203-560	36.3%	570-763	74.7%	434	807	1241	38.8	493	6	520	16.3	405	94	166	2443	76.3
2001-02	32	6425	777-1732	44.9%	197-552	35.7%	566-785	72.1%	389	799	1188	37.1	507	7	400	12.5	435	143	215	2317	72.4
2000-01	29	5825	706-1653	42.7%	178-587	30.3%	540-768	70.3%	391	734	1125	38.8	551	16	398	13.7	415	115	208	2130	73.4
1999-00	33	6625	856-1979	43.3%	220-627	35.1%	549-773	71.0%	509	751	1260	38.2	599	12	474	14.4	540	118	261	2481	75.2
1998-99	36	7250	926-2080	44.5%	275-791	34.8%	656-893	73.5%	484	820	1304	36.2	708	17	496	13.8	573	141	327	2783	77.3
1997-98	30	6025	848-1752	48.4%	170-487	34.9%	640-867	73.8%	437	666	1103	36.8	653	18	494	16.5	509	80	354	2506	83.5
1996-97	29	5950	838-1717	48.8%	153-454	33.7%	584-806	72.5%	430	673	1103	38	578	21	532	18.3	556	80	318	2413	83.2
1995-96	28	5650	678-1567	43.3%	140-405	34.6%	614-868	70.7%	363	683	1046	37.4	630	20	368	13.1	493	83	206	2110	75.4
1994-95	28	5600	796-1720	46.3%	162-476	34.0%	594-825	72.0%	391	718	1109	39.6	535	18	461	16.5	455	59	238	2348	83.9
1993-94	30	6100	879-1918	45.8%	149-446	33.4%	483-748	64.6%	413	720	1133	37.8	564	15	532	17.7	412	136	260	2390	79.7
1992-93	30	6050	841-1679	50.1%	138-345	40.0%	410-594	69.0%	330	739	1069	35.6	512	14	485	16.2	410	122	161	2230	74.3
1991-92	27	5450	796-1660	48.0%	112-297	37.7%	411-615	66.8%	372	623	995	36.9	576	19	481	17.8	474	126	192	2115	78.3
1990-91	32	6425	949-1944	48.8%	153-401	38.2%	540-792	68.2%	431	748	1179	36.8	649	29	500	15.6	550	112	245	2591	81.0
1989-90	33	6625	1015-2057	49.3%	124-370	33.5%	623-856	72.8%	504	829	1333	40.4	605	19	536	16.2	503	107	203	2777	84.2
1988-89	33	6625	1009-2029	49.7%	145-396	36.6%	569-786	72.4%	384	728	1209	36.6	622	14	589	17.8	545	74	234	2732	82.8
1987-88	30	6000	1048-2068	50.7%	95-269	35.3%	649-908	71.5%	445	691	1221	40.7	636	14	502	16.7	465	60	242	2840	94.7
1986-87	32	6425	894-1882	47.5%	110-276	39.9%	630-875	72.0%	379	647	1091	34.1	643	25	388	12.1	454	58	199	2528	79.0
1985-86	30	6025	939-1806	52.0%			492-677	72.7%			993	33.1	567	22	483	16.1	449	68	225	2370	79.0
1984-85	29	5820	839-1649	50.9%			406-568	71.5%			932	32.1	620	18	432	14.9	475	70	220	2084	71.9
1983-84	33	6700	930-1868	49.8%			497-707	70.4%			1078	32.7	630	28	470	14.2	559	86	210	2357	71.4
1982-83	30	6050	858-1795	47.8%			504-728	69.2%			1033	34.4	678	17	455	15.2	482	61	225	2220	74.0
1981-82	28	5725	718-1589	45.2%			407-569	71.5%			873	31.2	615	27	367	13.1	477	74	177	1843	65.8
1980-81	28	5625	823-1666	49.5%			362-529	68.4%			973	34.8	611	15	383	13.7	513	113	198	2008	71.7
1979-80	26	5200	835-1671	49.9%			346-468	73.9%			918	35.3	500	16	443	17.0	449	65	168	2016	77.5

XAVIER SEASON STATS

XAVIER ALL-TIME SEASON STATS

YEAR	G	MIN	FG-FGA	FG%	3FG-FGA	3FG%	FT-FTA	FT%	R-OFF	R-DEF	REB-TOT	AVG	PF	DQ	AST	AVG	TO	BLK	ST	PTS	AVG
1978-79	27	5425	745-1605	46.4%			351-554	63.4%			965	35.7	458	11	380	14.1	383	83	199	1841	68.2
1977-78	27	5450	757-1662	45.5%			340-557	61.0%			1030	38.1	473	11	387	14.3	475	115	268	1854	68.7
1976-77	27	5500	741-1687	43.9%			370-614	60.3%			1063	39.4	497	14	343	12.7	486	78	214	1852	68.6
1975-76	26	5325	776-1733	44.8%			440-654	67.3%			1208	45.6	484	12	350	13.5	472	97	201	1992	76.6
1974-75	26	5225	717-1588	45.2%			347-556	62.4%			930	35.8	503	12	294	11.3	414	51	133	1781	68.5
1973-74	26	5225	691-1570	44.0%			323-481	67.2%			869	33.4	474	12	291	11.2				1705	65.6
1972-73	26	5225	736-1686	43.6%			292-454	64.7%			1068	41.1	516	19	335	12.9	482	98	259	1764	67.8
1971-72	26	5200	686-1403	48.8%			433-629	68.8%			1065	40.9	438	9	262	10.1				1805	69.4
1970-71	26	5200	793-1651	48.0%			342-480	71.2%			995	38.2	493	21	214	8.2				1928	74.1
1969-70	25	5000	747-1663	44.9%			392-545	71.9%			928	37.1	507	21						1866	74.6
1968-69	26	5200	766-1746	43.9%			326-494	66.0%			1167	44.9	421	10	355	13.7				1858	71.5
1967-68	26	5225	776-1767	43.9%			436-634	68.8%			1248	48	438	13	348	13.4				1988	76.5
1966-67	26	5225	740-1643	45.0%			491-718	68.4%			1227	47.2	524	17	317	12.2				1971	75.8
1965-66	26	5200	831-1827	45.5%			538-763	70.5%			1276	49.1	525	21	363	14.0				2200	84.6
1964-65	25	5025	794-1897	41.9%			498-689	72.3%			1238	49.6	555	25	338	13.5				2086	83.4
1963-64	26	5200	924-2014	45.9%			483-666	72.6%			1411	54.3	509	19	389	15.0				2331	89.7
1962-63	28	5625	824-1985	41.5%			392-585	67.1%			1392	50	463	14	462	16.5				2040	70.8
1961-62	26	5200	773-1790	43.2%			379-516	73.4%			1317	50.6	495	19	401	15.4	430	102		1925	74.0
1960-61	27	5475	814-1904	42.7%			477-671	71.1%			1384	51.3	533	29	535	19.8	496			2105	78.0
1959-60	26	5200	804-1986	40.0%			344-510	67.5%			1376	53	485		330	12.7				1952	75.1
1958-59	25	5000	684-1815	37.7%			437-634	68.9%			1092	43.7	489	17						1805	72.2
1957-58	30																			2287	76.2
1956-57	28	5650	832-2056	40.4%			634-942	67.3%			1568	56	547	21	268	9.6				2298	82.1
1955-56	28	5650	833-2071	40.2%			570-876	65.1%			1523	54.4	514	18	336	12.0				2236	79.8
1954-55	26		683-1804	37.8%			547-825	66.3%			1111	42.7	438	16	243	9.3				1913	73.6

O P P O N E N T S E A S O N S T A T S

O P P O N E N T A L L - T I M E S E A S O N S T A T S

YEAR	G	MIN	FG-FGA	FG%	3FG-FGA	3FG%	FT-FTA	FT%	R-OFF	R-DEF	REB-TOT	AVG	PF	DQ	AST	AVG	TO	BLK	STL	PTS	AVG
2020-21	21	4250	541-1310	41.3%	165-488	33.8%	227-308	73.7%	222	546	768	36.6	341	4	308	14.7	242	58	116	1474	70.2
2019-20	32	6525	776-1900	40.8%	210-689	30.5%	400-550	72.7%	328	799	1127	35.2	575	15	385	12.0	420	108	225	2162	67.6
2018-19	35	7100	898-2081	43.2%	313-879	35.6%	363-519	69.9%	341	783	1124	32.1	608	12	500	14.3	384	110	240	2472	70.6
2017-18	35	7075	944-2192	43.1%	301-902	33.4%	427-562	76.0%	299	794	1093	31.2	735	22	492	14.1	402	127	238	2616	74.7
2016-17	38	7625	964-2144	45.0%	283-847	33.4%	500-716	69.8%	331	855	1186	31.2	807	22	530	13.9	454	143	243	2711	71.3
2015-16	34	6800	834-2010	41.5%	253-814	31.1%	471-675	69.8%	335	802	1137	33.4	776	31	456	13.4	475	119	206	2392	70.4
2014-15	37	7525	886-2035	43.5%	261-756	34.5%	459-678	67.7%	345	799	1144	30.9	740	17	485	13.1	464	133	245	2492	67.4
2013-14	34	6850	797-1851	43.1%	233-661	35.2%	489-732	66.8%	335	734	1069	31.4	689	20	489	14.4	381	161	187	2316	68.1
2012-13	31	6250	675-1666	40.5%	206-642	32.1%	380-555	68.5%	312	630	942	30.4	585	10	358	11.5	367	111	171	1936	62.5
2011-12	36	7275	828-2062	40.2%	224-734	30.5%	542-732	74.0%	397	831	1228	34.1	692	11	482	13.4	452	126	232	2422	67.3
2010-11	32	6500	707-1743	40.6%	208-613	33.9%	445-610	73.0%	308	683	991	31	653	27	418	13.1	401	104	183	2067	64.6
2009-10	35	7225	884-2158	41.0%	201-674	29.8%	464-709	65.4%	415	816	1231	35.2	727	24	469	13.4	449	175	224	2433	69.5
2008-09	35	7025	767-1985	38.6%	200-613	32.6%	431-655	65.8%	371	718	1089	31.1	737	27	422	12.1	437	151	241	2165	61.9
2007-08	37	7425	833-2034	41.0%	249-742	33.6%	432-638	67.7%	392	739	1131	30.6	749	20	490	13.2	477	139	243	2347	63.4
2006-07	34	6825	826-1917	43.1%	199-631	31.5%	377-558	67.6%	384	684	1068	31.4	715	19	446	13.1	480	101	187	2228	65.5
2005-06	32	6425	710-1792	39.6%	197-623	31.6%	413-601	68.7%	393	651	1044	32.6	613	14	414	12.9	412	120	194	2030	63.4
2004-05	29	5925	670-1546	43.3%	182-484	37.6%	364-538	67.7%	322	564	886	30.6	539	12	415	14.3	381	104	223	1886	65.0
2003-04	37	7425	850-2055	41.4%	210-692	30.3%	429-622	69.0%	405	840	1245	33.6	698	17	439	11.9	504	129	223	2339	63.2
2002-03	32	6450	809-1972	41.0%	201-628	32.0%	296-445	66.5%	387	693	1080	33.8	647	15	400	12.5	438	97	205	2115	66.1
2001-02	32	6425	753-1883	40.0%	166-541	30.7%	331-495	66.9%	400	667	1067	33.3	639	17	391	12.2	434	103	193	2003	62.6
2000-01	29	5825	693-1709	40.6%	178-599	29.7%	347-547	63.4%	373	660	1033	35.6	658	24	385	13.3	445	117	180	1911	65.9
1999-00	33	6625	829-1882	44.0%	220-613	35.9%	407-592	68.8%	386	713	1099	33.3	688	20	493	14.9	581	100	248	2285	69.2
1998-99	36	7250	870-2041	42.6%	200-659	30.3%	517-768	67.3%	483	790	1273	35.4	751	17	472	13.1	673	120	286	2457	68.2
1997-98	30	6025	713-1594	44.7%	174-532	32.7%	465-716	64.9%	367	583	950	31.7	677	31	389	13.0	657	77	225	2065	68.8
1996-97	29	5920	750-1671	44.9%	185-535	34.6%	413-624	66.2%	345	564	909	31.3	672	31	418	14.4	614	115	246	2098	72.3
1995-96	28	5650	718-1657	43.3%	163-469	34.8%	483-741	65.2%	398	647	1045	37.3	657	33	387	13.8	469	106	225	2082	74.4
1994-95	28	5600	747-1733	43.1%	188-541	34.8%	332-538	61.7%	385	644	1029	36.8	666	28	397	14.2	562	88	185	2014	71.9
1993-94	30	6100	759-1779	42.7%	170-511	33.3%	408-629	64.9%	393	742	1135	37.8	634	21	436	14.5	584	78	207	2096	69.9
1992-93	30	6050	718-1710	42.0%	165-486	34.0%	353-535	66.0%	345	602	947	31.6	570	13	429	14.3	398	74	179	1954	65.1
1991-92	27	5450	726-1540	47.1%	124-361	34.3%	463-661	70.0%	279	602	881	32.6	563	17	466	17.3	477	72	212	2039	75.5
1990-91	32	6425	864-1887	45.8%	155-441	35.1%	518-751	69.0%	396	692	1088	34	642	19	511	16.0	564	100	223	2401	75.0
1989-90	33	6625	912-1974	46.2%	155-430	36.0%	431-618	69.7%	325	665	990	30	707	31	479	14.5	507	81	191	2410	73.0
1988-89	33	6625	1001-2062	48.5%	149-403	37.0%	426-584	72.9%	321	656	1068	32.4	675	23	569	17.2	540	86	188	2577	78.1
1987-88	30	6000	918-1871	49.1%	102-263	38.8%	306-601	50.9%	306	601	1013	33.8	721	31	475	15.8	597	96	152	2385	79.5
1986-87	32	6425	883-184	48.0%	129-341	37.8%	484-667	72.6%	308	677	1069	33.4	714	32	449	14.0	531	77	132	2379	74.3
1985-86	30	6025	866-1733	50.0%			367-540	68.0%			944	31.5	606	21	465	15.5	549	77	131	2099	70
1984-85	29	5820	753-1581	47.6%			512-728	70.3%			946	32.6	539	19	393	13.6	497	93	184	2018	69.6
1983-84	33	6700	841-1812	46.4%			465-660	70.4%			1076	32.6	643	27	445	13.5	579	97	206	2147	65.1
1982-83	30	6050	771-1607	48.0%			503-729	69.0%			1006	33.5	659	34	393	13.1	583	77	208	2043	68.1
1981-82	28	5725	758-1520	49.9%			480-703	68.3%			1039	37.1	549	21	434	15.5	488	74	210	2006	71.6
1980-81	28	5625	813-1671	48.7%			464-678	68.4%			987	35.3	533	18	424	15.1	458	85	256	2090	74.6
1979-80	26	5200	862-1718	50.1%			408-575	70.9%			990	38	498	15	430	16.5	429	63	193	2132	82

OPPONENT SEASON STATS

OPPONENT ALL-TIME SEASON STATS

YEAR	G	MIN	FG-FGA	FG%	3FG-FGA	3FG%	FT-FTA	FT%	R-OFF	R-DEF	R-TOT	AVG	PF	DQ	AST	AVG	TO	BLK	STL	PTS	AVG
1978-79	27	5425	770-1583	48.6%			277-432	64.1%			963	35.7	548	22	385	14.3	414	81	200	1828	67.7
1977-78	27	5450	749-1584	47.3%			314-445	70.6%			944	35	548	16	379	14.0	506	98	203	1814	67.2
1976-77	27	5500	833-1749	47.6%			315-453	69.5%			1051	38.9	554	17	389	14.4	552	88	214	1981	73.4
1975-76	26	5304	833-1850	45.0%			308-456	67.5%			1050	39.6	607	31	316	12.2	444	88	192	1974	75.9
1974-75	26	5225	735-1636	44.9%			307-455	67.5%			857	33	550	19						1777	68.3
1973-74	26	5225	810-1714	47.3%			243-366	66.4%			950	36.5	488	7	298	11.5				1863	71.7
1972-73	26	5225	829-1735	47.7%			341-521	65.4%			1130	43.5	482	8	348	13.4	418	103	298	1999	76.8
1971-72	26	5200	741-1670	44.4%			360-548	65.6%			950	36.5	458	15						1842	70.8
1970-71	26	5200	780-1559	50.0%			476-675	70.5%			1038	39.9	411	8						2036	78.3
1969-70	25	5000	802-1688	47.5%			455-677	67.2%			1049	41.9	430	11						2041	81.6
1968-69	26	5200	763-1787	42.7%			368-529	69.6%			1166	44.8	395	8						1894	72.8
1967-68	26	5225	833-1870	44.5%			350-534	65.5%			1162	44.7	465	20						2016	77.5
1966-67	26	5225	763-1832	41.6%			459-690	66.5%			1203	46.2	538	27						1985	76.3
1965-66	26	5200	854-1988	43.0%			491-717	68.5%			1233	47.4	575	34						2199	84.6
1964-65	25	5025	835-1892	44.1%			502-750	66.9%			1361	54.4	501		345	13.8				2172	86.9
1963-64	26	5200	875-2019	43.3%			470-670	70.2%			1206	46.4	498	23	312	12.0				2220	85.4
1962-63	28	5625	807-1879	42.9%			397-623	63.9%			1259	44.9	465	11	395	14.1				2021	72.1
1961-62	26	5200	680-1765	38.5%			466-666	70.0%			1122	43.1	399	14						1856	71.3
1960-61	27	5475	732-1937	37.9%			545-780	69.9%			1338	49.6	471	17	403	14.9	474	75		2009	74.4
1959-60	26	5200	687-1800	38.2%			477-741	64.4%			1364	52.5	383							1851	71.2
1958-59	25	5000	689-1738	39.6%			480-681	70.5%			1133	45.3	455	14						1858	74.3
1957-58	30																			2176	72.5
1956-57	28	5650	693-1999	34.6%			650-933	69.6%			1123	40.1	574	25	191	6.8				2036	72.7
1955-56	28	5650	683-2010	33.9%			583-859	68.0%			1266	45.2	544	19	174	6.2				1949	69.6
1954-55	26		687-1852	37.1%			515-752	68.5%			1100	42.3	489	19						1889	72.6

TEAM RECORDS

MOST POINTS

Game	125	vs. Florida International	1-9-88
Season	2,953		2017-18

MOST POINTS AGAINST

Game	123	by Detroit	12-14-64
Season	2,711		2016-17

MOST POINTS BY BOTH TEAMS

Game	234	Xavier 121, Detroit 113	1-6-64
Season	5,547		2016-17

MOST FIELD GOAL ATTEMPTS

Game	103	vs. Chase	12-8-51
Season	2,148		2016-17

MOST FIELD GOALS MADE

Game	51	vs. Huntington College (Ind.)	12-1-92
Season	1,048		1987-88

HIGHEST FIELD GOAL PERCENTAGE

Game	.722	(39-54) at Butler	2-23-91
Season	.520	(939-1806)	1985-86

LOWEST FIELD GOAL PERCENTAGE (OPPONENT)

Game	.184	vs. Eastern Illinois	11-19-05
Season	.334		2017-18

MOST 3-PT. FIELD GOALS MADE

Game	19	vs. Oklahoma	12-9-20
	16	at Auburn	1-6-08
	16	Virginia	1-3-08
	16	vs. Charlotte	2-3-07
	15	at Cincinnati	1-26-17
	15	at Fordham	1-11-07
	14	vs. Fordham	2-14-09
	14	at Temple	1-25-06
	14	vs. Temple	3-8-03
	14	at Rhode Island	1-13-01
	14	vs. Clemson	3-23-99
Season	284		2003-04
	282		2007-08

MOST 3-PT. FIELD GOALS MADE (OPPONENT)

Game	17	by Evansville	11-10-18
	16	by Villanova	2-17-18
	15	by Villanova	1-14-15
	15	by Loyola Marymount	1-2-90
Season	313		2018-19

MOST 3-PT. FIELD GOAL ATTEMPTS

Game	37	vs. Clemson	3-23-99
Season	791		1998-99

MOST 3-PT. FIELD GOAL ATTEMPTS (OPPONENT)

Game	38	by Eastern Kentucky	12-15-18
Season	902		2017-18

HIGHEST 3-PT. FIELD GOAL PERCENTAGE (3 ATT. MIN.)

Game	.833	(5-6) vs. Marietta	11-28-88
Season	.399	(110-276)	1986-87

HIGHEST 3-PT. FIELD GOAL PERCENTAGE (OPPONENT/3 ATT. MIN.)

Game	.818	(9-11) by George Washington	2-12-94
Season	.388	(102-263)	1987-88

LOWEST 3-PT. FIELD GOAL PERCENTAGE (OPPONENT)

Game	.000	(0-17) by Purdue	12-1-12
Season	.297	(178-599)	2000-01

MOST FREE THROW ATTEMPTS

Game	64	vs. Saint Joseph's	1-10-76
Season	942		1953-54
	942		1956-57

MOST FREE THROWS MADE

Game	45	vs. George Washington	2-16-98
	45	vs. Northeast Louisiana	11-24-97
	45	vs. Duquesne	2-24-96
	45	vs. Saint Joseph's	1-10-76
Season	657		2017-18

HIGHEST FREE THROW PERCENTAGE

Game	1.000	vs. Ball State (11-11)	11-28-90
Season	.779	(657-843)	2017-18

MOST REBOUNDS

Game	103	vs. Louisville	1-4-58
Season	1,568		1956-57

MOST STEALS

Game	24	vs. Fordham	1-10-98
Season	354		1947-48

MOST ASSISTS

Game	36	vs. Long Island	12-8-01
Season	596		2014-15

MOST TURNOVERS FORCED BY A XAVIER TEAM

Game	38	vs. Northeast Louisiana	11-24-97
------	----	-------------------------	----------

FEWEST TURNOVERS BY A XAVIER TEAM

Game	3	vs. Miami (Ohio)	11-28-18
	3	vs. Dayton	3-14-04
	3	vs. Massachusetts	3-2-02

MOST PERSONAL FOULS

Game	35	vs. St. Louis	1-12-85
Season	711		2016-17

MOST DISQUALIFICATIONS

Game	6	vs. Canisius	2-18-61
Season	32		1951-52

MISCELLANEOUS

Most Victories (Season)	30	2007-08
	29	2017-18
	28	1989-90 and 2015-16
	27	2008-09
Most Regular Season Victories	27	2017-18
	26	2007-08 and 2015-16
Most Postseason Victories	7	2004
Longest Win Streaks	16	2002-03
	15	1987-88
Highest Finish in Associated Press Poll	3	2017-18
Highest Rank in Associated Press Poll	3	2-26-18, 3-5-18, 3-12-18
Highest Finish in USA Today Coaches Poll	8	2007-08, 2017-18
Highest Rank in USA Today Coaches Poll	4	3-11-18, 3-4-18, 2-26-18, 2-19-18, 2-12-18, 2-8-16
Most Weeks in AP Poll (One Season)	19	2017-18
Most Consecutive Weeks in AP Poll	29	2015-17
		(last 17 of 15-16; first 12 of 16-17)
Most Consecutive Weeks in AP Top 10	15	2015-16
		(last 14 in 15-16 and first poll of 16-17)
Most Wins in a Season vs. AP Top 25	6	2014-15 and 2015-16
Longest Home Win Streak	30	2008-10
Longest Cintas Center Win Streak	30	2008-10
Longest Gardens Win Streak	27	1986-88
Highest Home Attendance Average		
Season	10,475	(18 games) in 2017-18
Highest Total Home Attendance		
All Games	188,554	(18 games) in 2017-18
Most Home Sell-outs in a Season	18	(18 games) in 2017-18
Longest Losing Streak	13	1972-73
Most Overtimes in a Game	3	11-27-10 vs. Wofford
		1-8-05 at Massachusetts
		(UM 90-86/3OT)
		12-21-96 vs. Akron (XU 113-111/3OT)
		1-4-58 vs. Louisville (XU 82-80/3OT)
Highest Scoring Avg (Season)	94.7	1987-88
	89.7	1963-64
Largest Victory Margin	58	1-15-90
		(Xavier 110, District of Columbia 52)
Most Points Away From Home	122	3-12-88
		vs. Detroit (MCC Champ. Game)
	122	2-24-88
		vs. Florida International
Most Combined Points Away From Home	233	12-14-64
		Detroit 123, Xavier 110

YEAR-BY-YEAR SCORES

CC – Cintas Center
 SF – Schmidt Fieldhouse
 RC – Riverfront Coliseum (a.k.a. The Crown, Firstar Center, U.S. Bank Arena and now Heritage Bank Center)
 H - St. Xavier College Gym or other designated home gym
 A-10 - indicates A-10 regular season game
 MCC - indicates MCC regular season game
 * Didn't compete for OAC Championship

1919-20 (0-3)

COACH: HARRY GILLIGAN

Feb. 14	H	L	22-26	St. John's (Toledo)
Feb. 20	H	L	18-24	Dayton
Mar. 5	A	L	14-21	Dayton

1920-21 (3-7, 3-4 OAC)



**Joe Meyer
Head Coach**

Jan. 7	H	L	13-54	Ohio (OAC)
Jan. 15	A	L	23-39	Mt. Union (OAC)
Jan. 19	A	L	15-44	Cincinnati Gym
Jan. 22	A	L	16-48	Miami (Ohio) (OAC)
Feb. 3	H	W	31-27	Heidelberg (OAC)
Feb. 18	A	W	21-18	Dayton (OAC)
Feb. 21	A	L	25-54	Mt. Union (OAC)
Feb. 22	A	L	17-29	St. Ignatius
Feb. 23	A	L	27-40	Rosenbloom (Cleveland)
Mar. 1	H	W	27-15	Dayton (OAC)

1921-22 (9-9, 1-3 OAC)

Dec. 17	A	L	17-22	Covington YMCA
Dec. 23	H	L	29-52	Cincinnati Gym
Dec. 28	H	W	31-20	Price Hill KC
Dec. 30	A	L	23-34	Cincinnati Gym
Jan. 7	H	L	16-28	Ohio (OAC)
Jan. 14	A	L	16-23	Wilmington
Jan. 21	H	W	27-15	Dayton
Jan. 22	H	W	42-26	Immaculate AC
Jan. 25	H	W	48-23	Holy Cross
Jan. 28	A	L	20-37	Miami (Ohio) (OAC)
Jan. 31	A	L	33-41	Petty Shoe
Feb. 1	A	L	32-34	Ohio (OAC)
Feb. 10	H	W	36-9	Hiram (OAC)
Feb. 15	H	W	32-17	Christ Church
Feb. 17	A	L	10-14	Dayton
Feb. 20	H	W	33-28	Wilmington
Mar. 4	A	W	20-18	Price Hill KC
Mar. 10	A	W	55-2	Immaculate AC

1922-23 (13-5, 7-3 OAC)

Dec. 23	A	L	23-25	Covington YMCA
Dec. 27	A	W	31-29	Richmond
Dec. 30	A	W	33-8	Cincinnati Gym
Jan. 1	A	W	29-16	Circleville AC
Jan. 4	A	W	35-26	Triple A
Jan. 6	A	L	14-18	Ohio Wesleyan (OAC)
Jan. 9	H	W	62-17	Gym
Jan. 12	A	W	28-18	Case School (OAC)
Jan. 13	A	W	21-18	Western Reserve (OAC)
Jan. 20	H	W	35-15	Ohio (OAC)
Jan. 23	H	W	51-12	St. John AC
Feb. 9	A	L	27-34	Denison (OAC)
Feb. 10	A	W	18-17	Ohio (OAC)
Feb. 16	H	L	30-31	Muskingum (OAC)
Feb. 23	A	W	25-19	Muskingum (OAC)
Feb. 24	A	W	33-16	Otterbein (OAC)
Mar. 3	H	W	45-22	Kenyon (OAC)
Mar. 13	H	L	14-17	Friars Club

1923-24 (13-4, 7-1 OAC)

Jan. 1	A	W	31-13	Circleville AC
Jan. 5	A	W	25-18	Covington YMCA
Jan. 12	FC	W	23-11	Miami (Ohio) (OAC)
Jan. 19	FC	W	33-17	Fenwick Club
Jan. 25	FC	W	32-31	Ohio (OAC)
Jan. 30	A	L	31-38	Central YMCA
Feb. 8	A	L	20-22	Capital
Feb. 9	A	L	15-26	Ohio (OAC)

Feb. 12	A	W	38-37	Wittenberg (OAC)
Feb. 16	A	W	32-27	Kenyon (OAC)
Feb. 20	A	W	29-26	Central YMCA
Feb. 23	FC	W	29-18	Covington YMCA
Feb. 27	FC	W	32-29	Muskingum (OAC)
Mar. 1	A	W	38-29	Akron (OAC)
Mar. 5	FC	L	18-24	Fenwick Club
Mar. 7	FC	W	44-28	Otterbein (OAC)
Mar. 13	H	W	47-13	Alumni

1924-25 (7-7, 2-2 OAC)

Jan. 17	A	W	26-25	Covington YMCA
Jan. 23	A	W	36-34	Ohio Northern (OAC)
Jan. 24	A	L	22-28	Heidelberg (OAC)
Jan. 27	A	L	29-30	YMCA Wildcats
Jan. 30	H	W	52-26	Heidelberg (OAC)
Feb. 7	H	W	40-25	Christ Church
Feb. 11	A	L	13-39	Cincinnati Gym
Feb. 19	A	W	31-14	Cincinnati Gym
Feb. 21	A	L	37-44	Capital
Feb. 25	A	W	33-27	Y Wildcats
Feb. 28	A	L	44-45	L.B. Harrison
Mar. 5	A	L	35-41	Akron (OAC)
Mar. 7	H	W	42-20	Alumni
Mar. 11	A	L	31-35	L.B. Harrison

1925-26 (10-8, 1-3 OAC)*

Jan. 1	A	W	28-24	Circleville AC
Jan. 6	A	L	20-28	CGAC (OT)
Jan. 9	H	W	45-27	Wilmington
Jan. 15	A	L	33-34	Centre (OT)
Jan. 16	A	W	40-35	Transylvania
Jan. 20	A	W	28-23	YMCA Wildcats
Jan. 22	A	L	28-34	L.B. Harrison
Feb. 3	A	W	18-15	CGAC
Feb. 5	H	W	38-18	Louisville
Feb. 8	H	W	43-17	L.B. Harrison
Feb. 12	A	L	22-48	Muskingum (OAC)
Feb. 13	A	L	29-44	Otterbein (OAC)
Feb. 17	H	W	63-9	Transylvania
Feb. 18	A	L	23-24	Wilmington
Feb. 26	A	W	19-16	Heidelberg (OAC)
Feb. 27	A	L	16-18	Ohio Northern (OAC)
Mar. 3	A	L	17-31	Y Wildcats
Mar. 5	H	W	49-19	Centre

1926-27 (11-3, 0-0 OAC)*

Jan. 1	A	L	22-28	Circleville AC
Jan. 10	H	W	23-21	Loyola of Chicago
Jan. 15	H	W	58-27	Circleville AC
Jan. 19	A	L	26-43	YMCA Wildcats
Jan. 22	H	W	54-31	Saint Louis
Feb. 5	A	W	39-5	Saint Louis
Feb. 9	H	W	29-25	YMCA Wildcats
Feb. 10	A	W	29-21	Wilmington
Feb. 12	H	W	56-40	Wilmington
Feb. 15	A	L	13-17	Loyola of Chicago
Feb. 16	A	W	22-17	St. Viator
Feb. 19	H	W	48-22	Marshall
Feb. 23	H	W	35-28	Davis-Elkins
Feb. 26	H	W	63-30	Transylvania

1927-28 (9-1, 0-0 OAC)*

Jan. 20	SF	W	40-13	Centre
Jan. 21	SF	W	40-33	Saint Louis
Jan. 28	SF	W	40-13	Cedarville
Feb. 1	SF	W	47-13	Alumni
Feb. 15	SF	W	14-11	Loyola of Chicago
Feb. 17	SF	W	16-14	Marshall
Feb. 18	SF	W	43-34	Marshall
Feb. 24	A	W	24-22	St. Viator
Feb. 25	A	L	19-40	Loyola of Chicago
Mar. 7	SF	W	29-25	Cincinnati

1928-29 (9-8, 4-0 OAC)*

Dec. 15	SF	W	35-11	Toledo
		W	35-20	Georgetown (Ky.)
	SF	W	31-24	Alumni
	A	L	5-20	Loyola of Chicago
	A	L	18-34	St. Viator
	SF	W	28-12	Cedarville
	A	L	20-22	Saint Louis
Feb. 5	SF	W	24-11	Detroit
	A	W	26-25	Dayton
Feb. 12	SF	L	29-32	Ohio Wesleyan
Feb. 13	SF	L	10-20	Loyola of Chicago
		W	35-11	Kenyon
Feb. 23	SF	W	18-12	Dayton
	A	L	19-24	Detroit
	SF	W	46-12	Muskingum

1929-30 (8-8, 2-2 OAC)*

	W	28-17	Cedarville	
	W	35-20	Georgetown (Ky.)	
	SF	W	20-18	Kentucky Wesleyan
	W	24-23	Kenyon	
Jan. 14	A	L	13-18	Loyola of Chicago
	SF	L	19-20	Dayton
	W	31-16	Centre	
Jan. 23	SF	L	13-18	Loyola of Chicago
Feb. 1	SF	L	19-37	Ohio Wesleyan
	SF	W	23-22	Alumni
	SF	L	27-30	Denison
	SF	L	20-27	Wittenberg
	A	W	29-18	Dayton
	A	W	23-18	Detroit
	A	L	24-30	Western Reserve
	SF	L	24-36	Detroit

1930-31 (11-2, 4-0 OAC)*

	W	43-22	Cedarville	
	W	36-23	Georgetown (Ky.)	
Jan. 13	A	L	19-31	Michigan State
	SF	W	30-19	Centre
	A	L	20-26	Detroit
	SF	W	40-19	Dayton
	SF	L	17-29	Wittenberg
	A	W	33-10	Dayton
	A	W	34-25	Wittenberg
	SF	W	32-16	Alumni
	SF	W	43-26	Kenyon
	W	26-20	Denison	
	W	22-17	Detroit	

1931-32 (10-3, 2-0 OAC)*

	W	36-12	Cedarville	
	SF	W	26-21	Carnegie Tech
	W	31-22	Centre	
Jan. 15	A	L	20-22	Michigan State
	A	L	21-22	Detroit (OT)
	SF	W	46-12	Dayton
	W	28-23	Washington & Lee	
Feb. 2	SF	L	16-18	Indiana
	SF	W	37-23	Detroit
	A	W	20-10	Dayton
	SF	W	25-23	Alumni
Feb. 20	SF	W	31-24	Michigan State
	SF	W	26-21	Wittenberg

1932-33 (5-3, 0-0 OAC)*

	SF	W	53-10	Cedarville
	SF	W	37-19	Centre
	SF	W	75-15	Transylvania
	SF	L	19-31	Ohio State
Feb. 18	SF	L	29-36	Ohio Wesleyan
Feb. 27	A	L	16-19	Michigan State
	A	W	27-12	Detroit
	W	34-30	Wittenberg	

1933-34 (9-1, 0-0 OAC)*



**Clem Crowe
Head Coach**

	W	48-17	Transylvania	
	SF	W	50-13	Kentucky Wesleyan
	W	59-13	Centre	
	SF	W	26-21	Ohio
	SF	W	44-35	Chattanooga
Feb. 10	SF	L	15-25	Notre Dame
Feb. 19	SF	W	37-29	Louisville
Feb. 24	SF	W	29-28	Ohio Wesleyan
	W	47-38	Wittenberg	
	SF	W	35-30	Alumni

1934-35 (14-4, 0-0 OAC)*

	W	47-18	Cedarville	
	W	38-29	Centre	
	W	37-21	Georgetown (Ky.)	
	SF	W	47-21	Kentucky Wesleyan
	L	28-31	Ohio State (OT)	

YEAR-BY-YEAR SCORES

	W	45-20	Centenary
	W	29-20	Wittenberg
	SF	W 36-28	Chattanooga
	W	37-24	Transylvania
	SF	W 29-28	Ohio
Feb. 2	SF	W 29-26	Ohio Wesleyan
Feb. 5	SF	L 27-40	Kentucky
	W	48-29	Wittenberg
Feb. 16	SF	W 38-19	Georgia Tech
	W	47-25	Marshall
	SF	W 41-31	Alumni
Mar. 7	A	L 29-46	Kentucky
Mar. 9	SF	L 35-42	Notre Dame

1935-36 (8-7, 0-0 OAC)*

	SF	W 35-31	Georgetown (Ky.)
	SF	W 41-25	Centre
Dec. 17	SF	L 26-49	Purdue
Dec. 21	SF	L 21-23	Pittsburgh
	SF	W 39-37	Vanderbilt
	SF	W 62-38	Alumni
Jan. 14	SF	L 32-36	Kentucky
	SF	L 22-28	Ohio
Jan. 24	SF	W 39-20	Tennessee
	N1	L 30-31	Washington & Jeff.
	SF	W 59-22	Kentucky Wesleyan
	SF	W 35-21	Alabama
	A	L 32-37	Ohio
Feb. 15	SF	W 32-27	Ohio Wesleyan
Feb. 18	A	L 40-49	Kentucky
			N1-Pittsburgh, Pa.

1936-37 (7-7)

Dec. 12	SF	L 28-32	Kentucky
Dec. 16	SF	W 30-26	Transylvania
Dec. 19	SF	W 43-30	Kentucky Wesleyan
Dec. 22	SF	L 23-35	Purdue
Jan. 9	A	L 31-41	Loyola of Chicago
Jan. 14	A	L 20-42	Ohio
Jan. 16	SF	W 28-26	Butler
Feb. 6	W	36-27	Indianapolis
	W	42-21	Centre
Feb. 13	A	L 25-29	Toledo
	SF	W 54-27	Alumni
Feb. 19	A	W 29-28	Wittenberg
Feb. 20	SF	L 32-35	Ohio
Feb. 22	A	L 15-23	Kentucky

1937-38 (10-9)

	SF	W 53-39	Transylvania
Dec. 9	SF	W 29-22	Kentucky Wesleyan
Dec. 13	A	L 32-56	Purdue
Dec. 20	SF	L 28-33	Iowa
Dec. 22	SF	L 26-45	Notre Dame
Jan. 3	SF	L 29-34	Creighton
	W	37-27	Wittenberg
Feb. 5	SF	W 36-25	Toledo
	A	L 33-39	Ohio
Jan. 14	A	L 34-35	Bradley
Jan. 15	A	L 38-52	Loyola of Chicago
	SF	W 50-35	Hawaiian Stars
	A	W 35-29	Akron
	SF	W 39-32	Kentucky
	SF	W 34-30	Alumni
	SF	L 29-36	Bradley
Feb. 17	A	L 29-45	Kentucky
	SF	W 47-27	Ohio
	SF	W 40-27	Loyola of Chicago

1938-39 (13-7)

Dec. 9	SF	W 49-31	Kentucky Wesleyan
Dec. 16	SF	W 51-37	Western Michigan
Dec. 20	SF	L 26-27	Wisconsin
Dec. 22	SF	L 38-48	Washington & Lee
Jan. 2	A	W 27-22	Miami (Ohio)
Jan. 6	SF	W 41-36	St. Joseph's (Ind.)
Jan. 12	A	W 41-30	Ohio
Jan. 16	A	L 30-38	DePaul
	W	45-33	St. Joseph's (Ind.)
Jan. 21	SF	W 48-33	Detroit
	SF	W 52-29	Alumni
Jan. 30	SF	W 39-22	Miami (Ohio)
Feb. 3	SF	L 39-48	Indiana
Feb. 8	SF	L 31-41	Kentucky
Feb. 11	SF	W 47-46	Ohio
Feb. 14	A	W 39-36	Ohio Wesleyan (OT)
Feb. 18	SF	W 43-30	Ohio Wesleyan
Feb. 21	A	L 23-43	Kentucky
Feb. 25	A	L 37-41	Detroit
Feb. 27	A	W 46-42	Toledo

1939-40 (6-17)

Dec. 4	SF	L 33-36	
Dec. 8	SF	W 43-37	
Dec. 11	A	L 24-58	
Dec. 16	A	L 29-36	
Dec. 19	SF	W 40-28	
Dec. 21	A	L 40-46	
Dec. 23	A	L 30-42	
Dec. 30	SF	W 41-28	
Jan. 2	A	L 39-40	
Jan. 6	SF	L 41-42	
Jan. 8	N1	W 36-35	
Jan. 10	A	L 37-48	
Jan. 16	A	L 29-44	
Jan. 19	SF	L 36-48	
Jan. 27	SF	L 33-35	
Feb. 3	A	L 31-36	
Feb. 6	A	L 47-51	
Feb. 10	SF	L 28-30	
Feb. 12	A	L 29-37	
Feb. 14	SF	W 34-27	
Feb. 17	SF	L 34-39	
Feb. 24	SF	W 46-41	
	SF	L 39-43	

1940-41 (13-9)

Dec. 2	SF	W 57-25	Kentucky Wesleyan
Dec. 7	SF	W 58-44	Youngstown
	SF	W 57-25	Centre
	SF	W 77-25	Transylvania
	A	L 57-69	Ohio
	A	W 61-50	William & Mary
Jan. 3	SF	L 39-42	Creighton
	A	L 33-57	Butler
Jan. 9	SF	L 43-48	Kentucky
	W	37-35	Dayton
	SF	W 59-28	
Jan. 25	A	W 49-44	Alumni
	SF	L 41-49	Kentucky
	L	36-49	Ohio
	A	W 37-30	St. Joseph's (Ind.)
	W	36-34	Detroit
	L	39-41	Ball State
Feb. 17	A	L 28-55	City Col. of N.Y.
Feb. 22	SF	L 36-41	Toledo
Feb. 25	SF	W 50-45	Western Kentucky
	W	54-30	Western Michigan
	SF	W 39-35	Dayton
			Detroit

1941-42 (10-8)

	SF	W 44-26	Transylvania
	SF	W 43-37	Morehead State
Dec. 17	SF	L 25-38	Oregon
	SF	W 63-43	South Carolina
Dec. 23	SF	L 36-46	Tennessee
	A	W 58-32	Washington & Lee
	SF	W 47-39	Ohio
Jan. 10	SF	L 39-40	Kentucky
	A	L 32-46	Dayton
Jan. 24	A	L 30-42	Tennessee
Feb. 2	SF	W 58-30	Wabash
	SF	W 45-40	Toledo
	A	L 49-59	Marshall
	SF	W 70-20	Centre
	SF	W 53-43	Marshall
Feb. 21	A	L 36-44	Kentucky
	A	L 42-43	Ohio
	SF	W 58-42	Dayton

1942-43 (6-10)

	W	55-38	Georgetown (Ky.)
	L	24-51	36th Armored
Dec. 19	A	L 50-51	Wabash
Jan. 9	SF	L 38-43	Kentucky
	A	L 53-58	Ohio
Jan. 16	A	L 38-60	Toledo
Jan. 23	A	L 23-55	Tennessee
Feb. 1	SF	L 38-48	Tennessee
	L	28-51	Dayton
Feb. 8	A	L 36-48	Kentucky
	W	49-42	36th Armored
	W	68-53	Marshall
	SF	W 57-41	Ohio
	W	61-39	Dayton
Mar. 3	SF	W 51-37	Cincinnati
	L	40-56	Marshall

* No basketball games were played at Xavier during the 1943-44 and 1944-45 seasons because of World War II.

1945-46 (3-16)



Ed Burns
Head Coach

	SF	L 35-41	Miami (Ohio)
	L	31-62	Camp Atterbury
Jan. 5	SF	L 41-49	Eastern Kentucky
Jan. 14	SF	L 36-62	Kentucky
Jan. 17	A	L 46-67	Eastern Kentucky
	A	L 46-67	Miami (Ohio)
	L	50-91	Marshall
Jan. 26	A	L 43-58	Bowling Green
	L	51-61	Camp Atterbury
	L	53-64	Fort Knox
	W	48-41	Dayton
	L	47-53	Cincinnati Command
	W	60-41	Alumni
	L	59-72	Marshall
	W	66-41	Wilmington
	L	33-47	Dayton
	L	50-55	Bradley
Feb. 23	A	L 40-83	Kentucky
Feb. 27	SF	L 39-53	Cincinnati

1946-47 (8-17)



Lew Hirt
Head Coach

	A	L 42-54	Anderson (Ind.)
	A	L 38-50	Indiana State
	A	L 54-60	Miami (Ohio)
	A	L 47-56	Marshall
	A	W 59-48	Morris-Harvey
Dec. 19	A	L 49-64	Toledo
	A	L 37-50	Kent State
	N1	W 64-49	SE Missouri State
	N1	W 53-47	Evansville
	N1	L 44-58	Marshall
Jan. 3	SF	W 43-34	Ohio Wesleyan
Jan. 4	A	L 34-35	Dayton
Jan. 7	A	L 30-47	Ohio
Jan. 11	SF	W 45-43	Bowling Green
Jan. 17	SF	L 41-53	Marshall
Jan. 25	A	L 34-71	Kentucky
Feb. 1	SF	L 37-47	Toledo
Feb. 4	SF	W 58-48	Miami (Ohio)
Feb. 8	SF	W 65-35	Baldwin-Wallace
Feb. 13	SF	W 75-55	Dayton
Feb. 15	N2	L 46-59	Ohio Wesleyan
Feb. 17	SF	L 46-47	Ohio
Feb. 19	SF	L 31-58	Kentucky
Feb. 21	A	L 48-62	Bowling Green
Feb. 26	SF	L 51-76	Cincinnati
			N1-Terre Haute, Ind.
			N2-Ashland, Ky.

YEAR-BY-YEAR SCORES

1947-48 (24-8) N.A.I.B. TOURNAMENT FOURTH PLACE XAVIER'S FIRST NATIONAL POSTSEASON TOURNAMENT APPEARANCE



Dec. 3	N1	W	70-53	Franklin College
Dec. 6	A	W	44-43	Purdue
Dec. 13	SF	W	72-48	Morris-Harvey
Dec. 16	A	L	52-57	Ohio
Dec. 17	A	L	34-79	Kentucky
Dec. 20	SF	W	79-42	Vanderbilt
Dec. 22	SF	W	54-34	Ohio Wesleyan
Dec. 29	SF	W	51-39	Ball State
Jan. 3	SF	W	62-36	Creighton
Jan. 4	SF	W	41-34	Seton Hall
Jan. 7	SF	W	62-34	Louisville
Jan. 9	A	L	36-54	Bowling Green
Jan. 10	A	W	66-50	Lawrence Tech
Jan. 14	A	W	62-51	Miami (Ohio)
Jan. 20	A	W	62-42	Vanderbilt
Jan. 24	A	W	60-52	Kent State
Jan. 31	SF	W	59-36	Detroit
Feb. 2	SF	W	56-37	Ohio
Feb. 3	SF	W	51-49	Bowling Green
Feb. 7	SF	W	45-43	Loyola of Chicago
Feb. 10	A	W	72-52	Dayton
Feb. 13	A	L	47-58	Louisville
Feb. 18	SF	W	61-44	Miami (Ohio)
Feb. 21	SF	W	60-51	Indiana State
Feb. 24	SF	W	57-32	Dayton
Feb. 28	SF	L	37-59	Kentucky
Mar. 3	SF	L	45-52	Cincinnati

N.A.I.B. TOURNAMENT

N2	W	67-43	NW Louisiana State	
N2	W	57-35	New Britain	
N2	W	62-50	Mankato State	
Mar. 12	N2	L	49-56	Louisville (semifinals)
	N2	L	58-59	Hamline (consol.)

N1-Middletown High School
N2-Kansas City, Mo.

Jan. 6	SF	W	86-63	Loyola (Md.)
Jan. 7	A	L	72-77	Louisville
Jan. 9	A	L	51-63	Western Kentucky
Jan. 13	A	W	58-52	Lawrence Tech
Jan. 14	A	L	56-65	Toledo
Jan. 22	SF	L	55-65	Dayton
Jan. 28	CG	L	47-58	#4 Kentucky
Jan. 31	SF	L	59-60	Miami (Ohio)
Feb. 3	A	L	50-52	Indiana State
Feb. 8	N1	L	47-57	#15 San Francisco
Feb. 10	SF	W	45-36	Evansville
Feb. 13	A	L	42-59	Dayton
Feb. 14	A	W	51-37	Miami (Ohio)
Feb. 18	A	L	63-67	Marshall
Feb. 23	A	L	53-58	#5 Kentucky
Feb. 25	SF	W	53-48	#14 Toledo
Mar. 2	N2	L	51-59	Dayton
Mar. 9	CG	W	54-53	Cincinnati
Mar. 17	CG	W	74-53	Morris-Harvey
Mar. 18	CG	L	48-59	Cincinnati

N1 - Owensboro, Ky.
N2 - Cleveland, Ohio

1950-51 (16-10) XU AP

Dec. 2	SF	W	73-40	Ohio Wesleyan
Dec. 7	SF	W	78-47	Hanover
Dec. 12	CG	L	56-67	Kentucky
Dec. 17	SF	W	79-56	John Carroll
Dec. 19	N1	L	69-71	Evansville
Dec. 22	N2	W	92-58	North Carolina
Dec. 28	CG	L	70-83	#17 Cincinnati
Jan. 6	SF	W	67-65	Loyola of Chicago
Jan. 8	A	L	62-79	Western Kentucky
Jan. 10	A	L	55-63	Louisville
Jan. 13	CG	W	60-52	Notre Dame
Jan. 20	A	W	64-49	Miami (Ohio)
Jan. 25	SF	W	41-40	Tulsa
Jan. 30	SF	W	79-59	#20 Toledo
Feb. 1	SF	W	72-52	Miami (Ohio)
Feb. 3	A	W	65-59	Morehead State
Feb. 8	SF	W	77-53	Loyola (Md.)
Feb. 11	SF	L	57-63	#18 Dayton
Feb. 13	A	L	51-78	#1 Kentucky
Feb. 19	SF	W	72-69	#14 Louisville
Feb. 23	SF	W	74-57	Kent State
Feb. 24	A	W	79-67	Gannon
Feb. 26	A	L	61-70	Toledo
Feb. 28	SF	W	67-64	Western Kentucky
Mar. 3	A	L	53-77	#14 Dayton
Mar. 8	CG	L	66-81	#17 Cincinnati

N1 - Owensboro, Ky.
N2 - Pikeville, Ky.

1951-52 (10-14)



**Ned Wulk
Head Coach**

Nov. 26	A	L	54-58	Eastern Kentucky
Dec. 1	SF	W	103-66	Franklin
Dec. 6	SF	W	81-65	Chase
Dec. 8	A	L	69-92	Indiana
Dec. 10	CG	L	72-97	#1 Kentucky
Dec. 16	SF	W	72-67	John Carroll
Dec. 19	SF	L	82-92	#16 Western Kentucky
Dec. 22	SF	W	73-59	Ball State
Dec. 29	CG	W	77-70	Cincinnati
Jan. 7	A	L	50-83	#4 Kentucky
Jan. 9	SF	L	67-77	#15 Louisville
Jan. 12	SF	W	88-70	Georgetown (Ky.)
Jan. 15	A	L	79-82	Miami (Ohio)
Jan. 22	A	W	84-70	Beloit
Jan. 23	A	L	83-103	Loyola of Chicago
Jan. 27	A	L	60-67	#16 Dayton
Feb. 1	SF	W	87-68	Hanover
Feb. 5	SF	W	83-77	Tampa
Feb. 8	SF	W	74-67	Miami (Ohio)
Feb. 13	CG	L	63-68	Cincinnati
Feb. 17	A	L	84-91	Lawrence Tech

Feb. 20	A	L	74-93	Villanova
Feb. 24	CG	L	80-82	#11 Dayton
Feb. 27	A	L	87-101	#13 Louisville

1952-53 (11-12) XU AP

Dec. 1	SF	W	87-73	Union (Ky.)
Dec. 4	SF	W	81-53	Georgetown (Ky.)
Dec. 8	SF	L	71-76	Minnesota
Dec. 11	SF	W	96-91	Marshall
Dec. 14	A	L	73-99	Lawrence Tech
Dec. 19	SF	L	75-76	Baldwin-Wallace
Jan. 3	SF	W	90-49	Hanover
Jan. 6	CG	W	81-78	Cincinnati
Jan. 8	A	L	62-71	Siena
Jan. 10	A	L	86-94	Villanova
Jan. 11	A	L	78-86	#2 Seton Hall
Jan. 14	SF	L	70-90	Miami (Ohio)
Jan. 18	CG	W	70-68	Dayton
Jan. 26	SF	W	80-68	#18 Eastern Kentucky
Jan. 31	A	L	71-88	Baldwin-Wallace
Feb. 1	A	W	89-82	John Carroll
Feb. 4	A	L	69-72	Louisville
Feb. 10	CG	W	70-68	Cincinnati
Feb. 14	A	L	74-91	Eastern Kentucky
Feb. 20	SF	W	80-74	#16 Louisville
Feb. 22	A	L	63-81	Dayton
Feb. 25	A	W	110-91	#12 Miami (Ohio)
Mar. 2	A	L	78-83	Marshall

1953-54 (18-12) XU AP

Dec. 2	SF	W	77-51	Union (Ky.)
Dec. 5	SF	W	83-64	Kent State
Dec. 10	SF	W	80-60	Hanover
Dec. 12	CG	L	66-81	#2 Kentucky
Dec. 14	A	W	74-54	Georgetown
Dec. 16	A	W	81-73	Villanova
Dec. 17	A	L	64-70	Iona
Dec. 19	A	W	66-54	#19 Siena
Dec. 26	SF	L	64-67	#6 Minnesota
Dec. 28	N1	W	69-49	Murray State
Dec. 29	A	L	56-61	Louisville
Dec. 30	N1	W	86-67	Eastern Kentucky
Jan. 2	A	W	85-60	John Carroll
Jan. 4	A	L	71-76	#1 Kentucky
Jan. 6	CG	L	58-77	Cincinnati
Jan. 12	SF	W	73-68	Miami (Ohio)
Jan. 18	A	W	79-63	Eastern Kentucky
Jan. 22	SF	W	74-57	Baldwin-Wallace
Jan. 24	A	L	58-66	Dayton
Jan. 30	SF	L	65-74	Louisville
Feb. 1	A	W	70-64	Murray State
Feb. 2	A	W	71-69	Centenary
Feb. 4	A	W	67-57	Loyola (La.)
Feb. 6	A	W	76-65	Southern Mississippi
Feb. 8	SF	L	49-50	Loyola (La.)
Feb. 10	CG	L	76-81	Cincinnati
Feb. 13	SF	W	78-61	Eastern Kentucky
Feb. 21	CG	L	63-81	#17 Dayton
Feb. 24	A	L	55-59	Louisville
Feb. 27	A	W	90-89	Miami (Ohio)

N1 - Louisville, Ky.

1954-55 (13-13) XU AP

Dec. 4	SF	W	90-46	Denison
Dec. 4	SF	W	83-50	Southern Mississippi
Dec. 6	SF	W	81-72	Memphis
Dec. 11	CG	L	69-72	#2 Kentucky
Dec. 13	A	L	46-60	Eastern Kentucky
	A	W	64-60	John Carroll
Dec. 18	A	L	68-78	Canisius
	SF	W	97-66	Georgetown (Ky.)
Jan. 6	CG	W	67-64	Cincinnati
Jan. 8	SF	W	76-70	#16 Louisville
Jan. 10	A	W	82-80	Western Kentucky (2OT)
	A	L	69-82	Marshall
	A	L	73-96	Villanova
Jan. 19	SF	W	74-68	Murray State
Jan. 22	SF	W	86-72	Eastern Kentucky
Jan. 30	CG	L	80-91	#15 Dayton
Feb. 1	A	L	67-81	Memphis
	A	L	71-75	Loyola (La.)
	A	W	81-74	Spring Hill
Feb. 9	A	L	69-70	#17 Cincinnati
	SF	W	101-83	Loyola (La.)
Feb. 14	A	L	55-66	#2 Kentucky
Feb. 18	SF	L	72-75	Western Kentucky
Feb. 20	A	L	60-71	#13 Dayton
Feb. 23	A	L	52-92	Louisville
Feb. 26	SF	W	80-74	Miami (Ohio)

YEAR-BY-YEAR SCORES

1955-56 (17-11)

F – Dave Piontek, Sr., 15.7 ppg. & 15.3 rpg.
 F – Richard Schneider, Sr., 13.2 ppg. & 9.6 rpg.
 C – Frank Tartaron, So., 9.0 ppg. & 8.3 rpg.
 G – Jim Boothe, Jr., 16.5 ppg. & 3.6 rpg. & 3.7 app.
 G – Louis Vonderbrinck, Sr., 8.4 ppg. & 4.3 rpg.

XU AP

	SF	W	71-40	Spring Hill
Dec. 6	SF	W	80-47	Wabash
Dec. 14	A	W	88-65	Eastern Kentucky
	W	90-52	Georgetown (Ky.)	
Dec. 30	N1	W	84-63	Niagara
Dec. 31	N1	W	95-86	St. Bonaventure
Jan. 1	N1	W	92-67	Georgia Tech
Jan. 5	SF	L	72-73	Western Kentucky
Jan. 10	N2	L	73-84	Seton Hall
	A	W	84-57	Loyola (Md.)
	A	W	71-70	Villanova
Jan. 17	CG	L	66-71	Cincinnati
Jan. 21	A	L	73-81	#2 Dayton
	A	W	75-54	Loyola (La.)
	A	W	70-47	Spring Hill
Feb. 2	A	L	75-77	Miami (Fla.)
Feb. 4	SF	L	76-77	Miami (Ohio)
Feb. 8	A	W	79-72	#20 Cincinnati (OT)
Feb. 10	SF	W	92-78	St. Francis (Pa.)
Feb. 13	SF	W	99-59	#5 Louisville
Feb. 16	A	L	65-74	Western Kentucky
Feb. 19	CG	L	75-85	#2 Dayton
Feb. 23	SF	W	93-72	Eastern Kentucky
Feb. 29	A	L	70-83	#6 Louisville
Mar. 3	A	L	91-96	Miami (Ohio)
	W	85-67	Steubenville	

NIT-NEW YORK

Mar. 17	N2	W	84-80	Saint Louis
Mar. 20	N2	L	68-72	#3 Dayton
N1 - Buffalo, N.Y.				
N2 - Madison Square Garden (New York, N.Y.)				

1956-57 (20-8)

F – Corny Freeman, So., 15.5 ppg. & 18.8 rpg.
 F – Joe Viviano, So., 13.2 ppg. & 10.1 rpg.
 C – Frank Tartaron, Jr., 8.3 ppg. & 7.5 rpg.
 G – Hank Stein, So., 13.5 ppg. & 2.3 rpg.
 G – Jim Boothe, Sr., 11.3 ppg. & 1.9 rpg. & 2.2 app.

XU AP

Dec. 2	SF	W	88-59	St. Joseph's (Ind.)
Dec. 6	SF	W	111-61	Spring Hill
Dec. 9	SF	W	73-58	Bellarmine
Dec. 13	A	L	86-93	Wichita State (2OT)
Dec. 15	A	L	71-92	#5 S.M.U.
Dec. 19	SF	W	74-68	Georgetown (Ky.)
Dec. 27	N1	L	76-83	Minnesota
Dec. 29	N1	W	81-57	Cornell
Jan. 3	SF	W	87-79	#14 Western Kentucky
Jan. 5	N2	W	82-79	Iona
Jan. 9	CG	W	88-62	Cincinnati
Jan. 13	CG	L	59-61	Dayton
Jan. 19	SF	W	106-80	Ohio
Jan. 25	SF	W	91-54	Centenary
Jan. 31	SF	W	102-76	Loyola (Md.)
Feb. 2	A	W	84-72	Miami (Ohio)
Feb. 10	SF	W	90-62	Loyola (La.)
Feb. 13	A	L	57-69	Cincinnati
Feb. 16	A	L	69-87	#8 Louisville
Feb. 20	A	W	68-65	Dayton
Feb. 23	N3	W	99-86	Manhattan
Feb. 25	SF	W	79-59	Toledo
Feb. 27	A	W	77-71	Western Kentucky
Mar. 2	SF	W	100-80	Miami (Ohio)
Mar. 9	A	W	70-59	#13 Temple
Mar. 11	A	L	65-69	St. Francis (Pa.)

NIT-NEW YORK

Mar. 16	N2	W	85-79	Seton Hall
Mar. 19	N2	L	81-116	Bradley
N1 - Buffalo, N.Y.				
N2 - Madison Square Garden (New York, N.Y.)				
N3 - Chicago, Ill.				

1957-58 (19-11)

NATIONAL INVITATION TOURNAMENT CHAMPIONS
*** FIRST NATIONAL CHAMPIONSHIP BY AN OHIO**
DIVISION I COLLEGE OR UNIVERSITY



Jim McCafferty
Head Coach



F – Joe Viviano, Jr., 18.1 ppg. & 12.6 rpg.
 F – Tony Olberding, Sr.
 C – Frank Tartaron, Sr.
 G – Hank Stein, Jr., 15.5 ppg. & 2.6 rpg.
 G – Bowyer "Ducky" Castelle, So., 9.9 ppg.

XU AP

Dec. 1	SF	W	74-56	St. Joseph's (Ind.)
Dec. 4	A	W	83-76	John Carroll
Dec. 8	SF	W	74-58	Bellarmine
Dec. 13	N1	W	70-68	Marshall
Dec. 14	A	L	68-79	#19 Cincinnati
Dec. 17	SF	W	85-82	Fordham
Dec. 29	SF	W	70-64	Villa Madonna
Dec. 31	SF	W	86-66	Regis
Jan. 4	CG	W	82-80	Louisville (3 OT)
Jan. 6	SF	W	78-65	Miami (Ohio)
Jan. 9	A	W	71-61	Iona
Jan. 11	A	L	66-70	Saint Joseph's
Jan. 20	SF	W	102-76	Western Kentucky
Jan. 25	A	L	75-86	Toledo
Jan. 27	SF	W	76-65	La Salle
Jan. 29	A	L	59-74	#16 Dayton
Feb. 1	A	W	65-54	Loyola of Chicago
Feb. 4	SF	W	76-60	Florida State
Feb. 8	A	L	74-76	Louisville
Feb. 10	A	L	87-99	Marshall
Feb. 12	A	L	74-87	Ohio
Feb. 16	CG	L	58-64	#14 Dayton
Feb. 23	SF	L	70-75	St. Francis (Pa.)
Feb. 26	A	W	100-91	Western Kentucky
Mar. 1	A	L	79-89	Miami (Ohio)
Mar. 8	CG	L	68-80	#3 Cincinnati

NIT-NEW YORK

Mar. 15	N2	W	95-86	Niagara
Mar. 18	N2	W	72-62	Bradley
Mar. 20	N2	W	72-53	St. Bonaventure
Mar. 22	N2	W	78-74	#11 Dayton (Finals) (OT)
N1 - UC Fieldhouse, Cincinnati, Ohio				
N2 - Madison Square Garden (New York, N.Y.)				

1958-59 (12-13)

F – Joe Viviano, Sr., 17.0 ppg. & 9.8 rpg.
 G – Hank Stein, Sr., 13.7 ppg. & 2.2 rpg.
 G – Bowyer "Ducky" Castelle, Jr., 10.1 ppg. & 3.7 rpg.
 C – Ron Nicolai, So., 6.8 ppg. & 9.8 rpg.
 F – Rich Piontek, Jr., 7.7 ppg. & 10.5 rpg.

XU AP

Dec. 2	SF	W	91-71	John Carroll
Dec. 5	SF	W	58-52	16 New Mexico State
Dec. 11	N1	W	69-52	16 Iona
Dec. 13	A	W	80-58	16 Detroit
Dec. 19	CG	W	80-68	9 #16 Seattle
Dec. 22	A	L	71-86	9 Marquette
Dec. 26	N2	W	68-57	10 Oregon
Dec. 27	A	L	54-81	10 Oklahoma City
Dec. 29	N2	L	71-92	10 Bowling Green
Jan. 3	CG	W	98-66	Louisville
Jan. 6	A	W	85-79	Miami (Ohio)
Jan. 10	A	L	66-70	Louisville
Jan. 14	A	L	56-60	Dayton

Jan. 24	CG	L	66-92	#6 Cincinnati
Jan. 28	SF	W	70-62	Georgetown
Jan. 31	N3	W	73-71	Notre Dame
Feb. 2	SF	L	56-59	St. Francis (Pa.)
Feb. 9	A	L	69-88	#14 Seattle
Feb. 11	A	L	81-93	Montana State
Feb. 16	A	L	67-94	Western Kentucky
Feb. 21	CG	L	70-79	#13 Marquette
Feb. 23	CG	L	73-82	Western Kentucky
Feb. 28	A	L	80-99	La Salle
Mar. 3	SF	W	82-69	Miami (Ohio)
Mar. 8	CG	W	71-69	Dayton
N1 - Madison Square Garden (New York, N.Y.)				
N2 - Oklahoma City, Okla.				
N3 - Chicago, Ill.				

1959-60 (17-9)

C – Jack Thobe, So., 18.4 ppg. & 10.0 rpg.
 G – Bill Kirvin, So., 12.8 ppg. & 3.0 rpg. & 2.6 app.
 F – Jim Haffner, Jr., 9.9 ppg. & 6.2 rpg.
 G – Jim Enright, So., 10.3 ppg. & 2.1 rpg.
 F – Ron Nicolai, Jr., 6.2 ppg. & 8.1 rpg.

XU AP

Dec. 2	SF	W	92-40	Marian
Dec. 6	SF	W	85-60	Bellarmine
Dec. 12	A	W	69-57	St. Bonaventure
Dec. 14	A	L	71-95	Detroit
Dec. 19	SF	W	86-65	Seattle
Dec. 21	N1	W	94-91	The Citadel
Dec. 23	SF	W	76-67	St. Mary's (Texas)
Dec. 26	SF	W	84-76	New Mexico
Dec. 28	N2	W	86-74	Florida
Dec. 29	A	L	69-87	#15 Miami (Fla.)
Jan. 2	SF	W	75-73	Creighton
Jan. 6	A	L	51-54	Dayton
Jan. 11	A	L	74-82	Miami (Ohio)
Jan. 16	A	L	62-84	Louisville
Jan. 18	SF	W	80-71	Miami (Ohio)
Jan. 20	SF	W	86-76	Western Kentucky
Jan. 22	A	L	63-65	Loyola of Chicago
Feb. 3	SF	W	52-45	Portland
Feb. 6	CG	W	75-64	Louisville
Feb. 10	A	W	82-73	#18 Western Kentucky
Feb. 13	SF	W	73-71	#20 Detroit
Feb. 15	SF	W	79-75	Marquette
Feb. 20	SF	W	87-72	Regis
Feb. 24	CG	L	82-91	Dayton
Mar. 1	A	L	61-67	Marquette
Mar. 8	CG	L	68-86	#1 Cincinnati
N1 - Fort Wayne, Ind.				
N2 - Miami, Fla.				

1960-61 (17-10)

NCAA TOURNAMENT

F – Leo McDermott, So., 12.2 ppg. & 6.8 rpg.
 F – Ron Nicolai, Sr., 5.4 ppg. & 6.5 rpg.
 C – Jack Thobe, Jr., 17.5 ppg. & 10.7 rpg.
 G – Bill Kirvin, Jr., 16.2 ppg. & 3.4 rpg. & 4.7 app.
 G – Jim Enright, Jr., 9.3 ppg. & 2.2 rpg. & 4.3 app.

XU AP

Dec. 2	SF	W	72-43	Marian
Dec. 4	SF	W	106-69	Bellarmine
Dec. 10	A	L	64-76	Louisville
Dec. 12	SF	L	75-85	St. Bonaventure
Dec. 15	SF	W	75-62	Loyola Marymount
Dec. 19	SF	W	95-79	St. Mary's (Texas)
Dec. 23	SF	W	87-82	Gonzaga
Dec. 27	N1	L	65-71	Colorado State
Dec. 28	N1	W	72-39	Yale
Dec. 31	SF	W	78-63	Yale
Jan. 2	SF	W	92-63	Creighton
Jan. 14	SF	W	87-75	Saint Joseph's
Jan. 18	CG	W	84-77	#5 Louisville
Jan. 20	SF	W	76-66	Western Kentucky
Jan. 28	CG	L	64-87	Dayton
Feb. 2	A	L	61-68	Western Kentucky
Feb. 6	SF	W	99-96	Detroit
Feb. 11	SF	L	79-88	Marquette (OT)
Feb. 13	SF	W	87-79	Miami (Ohio)
Feb. 16	N2	W	58-54	Iona
Feb. 18	A	W	81-79	Canisius
Feb. 22	A	L	71-94	Dayton
Feb. 27	A	W	86-81	Miami (Ohio)
Mar. 2	CG	L	53-89	#3 Cincinnati
Mar. 9	A	L	74-77	Marquette
Mar. 11	A	W	94-85	Loyola of Chicago

NCAA TOURNAMENT

Mar. 14	N3	L	66-71	Morehead State
N1 - Detroit, Mich.				
N2 - Madison Square Garden, New York, N.Y.				
N3 - Kentucky State Fairgrounds, Louisville, Ky.				

YEAR-BY-YEAR SCORES

1961-62 (14-12)

F – Jack Thobe, Sr., 14.6 ppg. & 7.3 rpg.
 G – Bill Kirvin, Sr., 13.5 ppg. & 3.1 rpg. & 4.0 apg.
 C – Bob Pelkington, So., 11.8 ppg. & 11.7 rpg.
 G – Frank Pinchback, Sr., 11.1 ppg. & 8.2 rpg.
 F – Joe Geiger, So., 11.0 ppg. & 7.4 rpg.

XU AP		
Dec. 3	SF W 93-51	Bellarmine
Dec. 6	SF W 94-47	Marian
Dec. 9	A L 57-79	St. Bonaventure
Dec. 11	A L 73-88	Detroit
Dec. 18	A L 69-81	Illinois
Dec. 20	SF W 67-53	#3 Providence
Dec. 22	N1 L 67-75	#4 Kansas State
Dec. 23	N1 L 70-75	Tennessee
Dec. 30	SF W 95-83	Western Kentucky
Jan. 3	A L 48-64	Dayton
Jan. 6	SF W 82-51	Ohio Wesleyan
Jan. 9	SF W 67-65	Canisius
Jan. 13	SF W 87-66	#6 Villanova
Jan. 17	A L 60-85	Louisville
Jan. 20	SF W 81-68	Miami (Ohio)
Jan. 29	SF W 89-82	Detroit
Feb. 2	A L 68-75	Saint Joseph's
Feb. 7	CG W 72-71	Dayton
Feb. 10	A W 68-61	Marquette
Feb. 14	CG W 79-67	Louisville
Feb. 17	SF W 72-60	Portland
Feb. 21	A L 83-88	Western Kentucky
Mar. 1	CG L 58-61	#2 Cincinnati
Mar. 3	A L 63-65	Miami (Ohio)
Mar. 5	SF W 96-89	Loyola of Chicago
Mar. 10	SF L 67-76	Marquette

N1 - Lexington, Ky.

1962-63 (12-16)

F – Joe Geiger, Jr., 11.1 ppg. & 7.9 rpg.
 F – Leo McDermott, Sr., 8.8 ppg. & 4.4 rpg.
 C – Bob Pelkington, Jr., 15.3 ppg. & 16.2 rpg. & 3.4 apg.
 G – Steve Thomas, So., 16.1 ppg. & 3.1 rpg.
 G – Joe McNeil, So., 4.9 ppg. & 2.4 rpg.

XU AP		
Dec. 1	SF W 87-53	Marian
Dec. 5	A L 48-63	Tennessee
Dec. 8	A L 83-87	Canisius
Dec. 10	A L 75-93	Detroit
Dec. 12	SF W 91-61	Gannon
Dec. 15	SF W 103-94	Jacksonville
Dec. 17	SF L 74-76	Seattle
Dec. 19	SF W 86-77	St. Bonaventure
Dec. 22	SF W 76-65	Hanover
Dec. 28	N1 L 57-63	Auburn
Dec. 29	N1 L 66-75	#10 Mississippi State
Jan. 3	CG L 65-69	Dayton
Jan. 6	SF W 87-71	Detroit
Jan. 12	A L 57-80	Marquette
Jan. 16	CG L 66-75	Louisville
Jan. 19	SF W 63-62	Miami (Ohio)
Jan. 26	A L 76-90	Kentucky
Jan. 27	SF L 66-69	Santa Clara
Jan. 29	SF W 73-56	Bellarmine
Feb. 6	A L 63-79	Dayton
Feb. 11	A W 59-57	Miami (Ohio)
Feb. 13	A L 68-70	Louisville (OT)
Feb. 18	SF W 96-68	Villa Madonna
Feb. 23	A L 59-73	Villanova
Feb. 26	CG L 61-72	#1 Cincinnati
Mar. 2	SF L 67-80	Marquette

National Catholic Tournament

Mar. 8	N2 W 80-67	Creighton
Mar. 9	N2 W 89-75	St. Bonaventure (Finals)

N1-New Orleans, La.
 N2-Louisville, Ky.

1963-64 (16-10)



Don Ruberg
Head Coach

F – Bryan Williams, So., 12.7 ppg. & 5.1 rpg.
 F – Joe Geiger, Sr., 19.3 ppg. & 11.2 rpg.
 C – Bob Pelkington, Sr., 13.1 ppg. & 21.8 rpg. & 3.4 apg.
 G – Steve Thomas, Jr., 30.0 ppg. & 3.6 rpg.
 G – Joe McNeil, Jr., 6.9 ppg. & 3.3 rpg.

XU AP		
Dec. 1	SF W 101-77	Marian
Dec. 4	SF W 69-57	Tennessee
Dec. 10	SF L 69-76	Central State
Dec. 14	A L 82-87	St. Bonaventure
Dec. 16	SF W 102-66	Villa Madonna
Dec. 20	A W 76-75	Saint Joseph's
Dec. 26	N1 W 69-68	Miami (Ohio)
Dec. 28	N1 L 80-86	DePaul
Dec. 30	SF W 83-71	Tulsa
Jan. 4	A W 103-94	Dayton
Jan. 6	SF W 121-113	Detroit
Jan. 11	A W 83-81	Marquette
Jan. 15	SF W 80-79	Louisville
Jan. 18	SF L 88-90	#9 Villanova
Jan. 26	A L 76-83	Duquesne
Jan. 28	SF W 104-84	Canisius
Feb. 1	SF W 82-81	Dayton
Feb. 8	SF L 85-97	Miami (Ohio)
Feb. 9	SF W 85-73	Catholic
Feb. 12	A L 91-97	Louisville
Feb. 15	A W 114-112	Detroit
Feb. 18	SF W 116-99	St. Francis (Pa.)
Feb. 22	A L 85-96	Miami (Ohio)
Feb. 25	A W 99-86	Memphis
Mar. 4	CG L 92-94	Cincinnati
Mar. 7	SF L 95-98	Marquette

N1-Buffalo, N.Y.

1964-65 (10-15)

F – Bryan Williams, Jr., 14.3 ppg. & 7.0 rpg.
 F – Jim Hengehold, So., 12.2 ppg. & 5.8 rpg.
 C – Ben Cooper, Jr., 14.1 ppg. & 13.1 rpg.
 *G – Steve Thomas, Sr., 28.9 ppg. & 3.6 rpg.
 G – Joe McNeil, Sr., 5.2 ppg. & 2.5 rpg. & 2.5 apg.
 * Played only 14 game due to injury.

XU AP		
Dec. 5	A L 89-93	#16 Villanova
Dec. 7	SF W 96-66	Union (Ky.)
Dec. 12	A L 85-91	Canisius
Dec. 14	A L 110-123	Detroit
Dec. 19	SF L 76-80	Kent State (OT)
Dec. 23	SF W 100-78	St. Bonaventure
Dec. 28	N1 W 93-87	LSU
Dec. 29	A L 75-90	Oklahoma City
Dec. 30	N1 L 103-115	Brigham Young
Jan. 4	SF L 79-83	Dayton
Jan. 7	SF W 94-79	Loyola (La.)
Jan. 9	A L 73-80	Marquette
Jan. 13	SF W 99-87	St. Francis (Pa.)
Jan. 23	SF W 96-90	Duquesne
Jan. 25	SF L 92-108	Detroit
Jan. 27	SF W 72-63	Loyola Marymount
Jan. 30	SF L 78-93	#3 Saint Joseph's
Feb. 3	A L 81-112	Dayton
Feb. 8	A L 68-97	Miami (Ohio)
Feb. 13	A W 77-63	Catholic University
Feb. 16	A L 65-80	Tulsa
Feb. 20	SF L 62-82	Miami (Ohio)
Feb. 24	SF W 95-74	Memphis State
Feb. 27	SF W 56-55	Marquette
Mar. 3	CG L 72-102	Cincinnati

N1-Oklahoma City, Okla.

1965-66 (13-13)

F – Bob Quick, So., 20.0 ppg. & 11.6 rpg.
 F – Bryan Williams, Sr., 12.8 ppg. & 4.6 rpg. & 2.8 apg.
 C – Jim Lacey, So., 10.1 ppg. & 7.0 rpg.
 G – Tim O'Connell, So., 12.5 ppg. & 2.4 rpg.
 G – Dave Lynch, Jr., 5.2 ppg. & 3.7 rpg.

XU AP		
Dec. 4	SF W 115-83	Aquinas (Mich.)
Dec. 6	SF W 87-65	Union (Ky.)
Dec. 8	SF W 94-73	Canisius
Dec. 11	A L 72-92	St. Bonaventure
Dec. 13	A L 86-105	Detroit
Dec. 18	SF L 81-90	Fairfield
Dec. 20	SF W 104-81	The Citadel
Dec. 28	N1 L 81-82	Wichita State
Dec. 29	N1 W 98-86	Texas A&M
Dec. 30	N1 W 90-86	Wyoming
Jan. 3	A L 79-105	Dayton
Jan. 8	A L 64-103	Marquette
Jan. 12	SF L 82-90	Villanova
Jan. 15	SF W 113-85	St. Francis (Pa.)
Jan. 22	SF W 77-72	Villa Madonna
Jan. 24	SF L 87-95	Detroit
Jan. 29	A W 110-107	Memphis
Jan. 31	A W 76-74	Loyola (La.)
Feb. 5	SF L 68-76	Miami (Ohio)
Feb. 9	SF L 73-76	Dayton

Feb. 11	A W 85-76	Kent State
Feb. 13	A W 79-75	Duquesne
Feb. 16	SF W 82-78	Marquette
Feb. 21	A L 72-76	Miami (Ohio)
Feb. 26	A L 83-101	#7 Saint Joseph's
Mar. 3	CG L 62-67	#10 Cincinnati

N1-Oklahoma City, Okla.

1966-67 (13-13)

F – Bob Quick, Jr., 19.3 ppg. & 10.5 rpg.
 F – Jim Hengehold, Sr., 9.5 ppg. & 4.8 rpg.
 C – Luther Rackley, So., 15.0 ppg. & 12.6 rpg.
 G – Tim O'Connell, Jr., 13.2 ppg. & 2.0 rpg.
 G – Joe Pangrazio, Jr., 6.8 ppg. & 2.1 rpg. & 2.3 apg.

XU AP		
Dec. 2	A W 69-65	Air Force
Dec. 3	A L 52-100	Kansas
Dec. 6	SF W 78-70	Union (Ky.)
Dec. 10	SF W 104-89	Detroit
Dec. 12	SF W 87-39	Tampa
Dec. 14	SF W 97-80	St. Bonaventure
Dec. 17	SF W 101-78	Kent State
Dec. 20	SF W 71-68	Miami (Ohio)
Dec. 27	A L 88-107	Utah State
Dec. 29	N1 W 96-92	Wyoming
Dec. 30	A L 79-91	Seattle
Jan. 4	SF L 72-75	Dayton
Jan. 7	A W 84-78	Detroit
Jan. 9	SF W 61-57	Duquesne
Jan. 14	A L 69-87	Marquette
Jan. 18	A L 59-75	Villanova
Jan. 21	SF W 88-78	Memphis
Jan. 30	SF W 56-55	Villa Madonna
Feb. 1	SF L 80-87	Saint Joseph's
Feb. 4	A L 49-67	Miami (Ohio)
Feb. 8	A L 66-70	Dayton
Feb. 11	A L 60-71	DePaul
Feb. 15	SF L 69-71	Marquette
Feb. 18	A L 72-77	Canisius
Feb. 27	SF W 95-79	Chattanooga
Mar. 3	CG L 69-79	Cincinnati (OT)

N1 - Seattle, Wash.

1967-68 (10-16)



George Krajack
Head Coach

F – Bob Quick, Sr., 23.7 ppg. & 14.0 rpg.
 F – Tom Schlager, Jr., 6.6 ppg. & 4.6 rpg.
 F – Tom Rohling, Jr., 10.4 ppg. & 9.4 rpg.
 G – John Zeides, Jr., 11.2 ppg. & 1.8 rpg.
 G – Joe Pangrazio, Sr., 7.4 ppg. & 2.

XU AP		
Dec. 1	SF W 85-78	Villa Madonna
Dec. 4	SF L 85-87	Utah State
Dec. 6	A L 76-111	#9 Kentucky
Dec. 9	A L 84-85	Detroit
Dec. 11	A L 69-93	St. Bonaventure
Dec. 20	SF L 69-80	Loyola Marymount
Dec. 22	SF W 92-65	Canisius
Dec. 27	N1 L 75-87	Brigham Young
Dec. 29	N1 W 101-84	Idaho State
Dec. 30	N1 L 70-81	Fordham
Jan. 3	SF L 80-83	Dayton
Jan. 9	A L 60-71	Saint Joseph's
Jan. 13	SF L 62-63	Villanova
Jan. 15	SF W 84-81	Detroit
Jan. 18	SF L 65-72	Miami (Ohio)
Jan. 20	SF W 99-83	Northern Illinois
Jan. 27	SF W 96-72	Loyola (La.)
Jan. 31	SF W 97-78	DePaul
Feb. 4	SF W 87-68	Georgetown
Feb. 7	A L 56-64	Dayton
Feb. 10	A L 57-72	Marquette
Feb. 12	SF L 60-64	Fairfield
Feb. 18	A L 67-85	Duquesne
Feb. 22	A L 52-55	Miami (Ohio)
Feb. 26	SF W 88-83	Marquette (OT)
Mar. 5	CG W 72-71	Cincinnati

N1 - Oklahoma City, Okla.

YEAR-BY-YEAR SCORES

1968-69 (10-16)
F – Tom Schlager, Sr., 10.4 ppg. & 4.6 rpg.
F – Don Darby, Jr., 4.2 ppg. & 5.2 rpg.
C – Luther Rackley, Sr., 17.5 ppg. & 14.0 rpg.
G – Chris Hall, Jr., 10.9 ppg. & 2.4 rpg. & 2.7 apg.
G – John Zeides, Sr., 10.4 ppg. & 2.2 rpg.

XU AP				
Nov. 30	A	L	77-115	#3 Kentucky
Dec. 2	SF	W	79-66	Thomas More
Dec. 5	SF	W	68-66	Union (Ky.)
Dec. 9	A	L	56-79	#4 Kansas
Dec. 14	SF	L	67-76	Saint Joseph's
Dec. 16	SF	W	72-70	Old Dominion
Dec. 20	SF	W	81-71	Loyola Marymount
Dec. 22	SF	L	58-77	Duquesne
Dec. 27	N1	W	75-67	West Florida
Dec. 28	N1	L	73-75	Auburn
Jan. 4	SF	W	59-55	Dayton
Jan. 8	CG	L	50-52	#19 Cincinnati
Jan. 11	A	L	69-82	#20 Marquette
Jan. 13	A	L	77-86	DePaul
Jan. 18	A	L	84-98	Detroit
Jan. 25	SF	W	93-69	Air Force
Jan. 27	A	L	64-72	#20 Dayton
Jan. 30	A	L	45-60	Miami (Ohio)
Feb. 3	SF	L	69-71	St. Bonaventure
Feb. 10	A	L	63-77	Georgetown
Feb. 12	SF	W	59-51	Miami (Ohio)
Feb. 15	SF	W	104-67	Detroit
Feb. 18	SF	L	54-67	#20 Marquette
Feb. 20	SF	W	121-70	Samford
Feb. 22	A	L	66-76	Canisius
Feb. 24	A	L	75-79	#11 Villanova
N1 - Mobile, Ala.				

1969-70 (5-20)
F – Jerry Helmers, So., 17.5 ppg. & 8.4 rpg.
F – Tom Binegar, So., 13.3 ppg. & 6.2 rpg.
F – Don Darby, Sr., 5.5 ppg. & 6.4 rpg.
G – Rick Reder, Sr., 10.8 ppg. & 3.1 rpg.
G – Doug Alt, So., 11.2 ppg. & 1.5 rpg.

XU AP				
Dec. 1	SF	L	64-85	Thomas More
Dec. 6	A	L	74-83	Saint Joseph's
Dec. 8	A	L	69-82	#20 St. Bonaventure
Dec. 12	SF	L	71-72	Hanover
Dec. 15	SF	L	73-89	Old Dominion
Dec. 19	N1	W	75-68	New York Univ.
Dec. 20	N1	L	89-101	Oklahoma
Dec. 23	SF	L	83-91	Niagara
Jan. 3	SF	L	76-94	Dayton
Jan. 7	SF	L	71-73	DePaul
Jan. 10	A	L	80-81	Air Force
Jan. 12	A	W	80-76	TCU
Jan. 18	SF	L	73-78	Detroit
Jan. 24	A	L	73-82	#8 Marquette
Jan. 26	A	L	80-88	Northern Illinois
Jan. 31	A	W	70-67	Detroit
Feb. 4	A	L	78-90	Dayton
Feb. 7	SF	W	98-71	Bellarmine
Feb. 9	SF	W	76-69	Canisius
Feb. 15	SF	L	79-96	Villanova
Feb. 17	CG	L	72-85	Cincinnati
Feb. 21	A	L	59-66	Miami (Ohio)
Feb. 23	SF	L	73-81	#10 Marquette
Feb. 25	A	L	63-105	Duquesne
Mar. 4	SF	L	64-68	Miami (Ohio)
N1 - Huntington, W.Va.				

1970-71 (9-17)
F – Jerry Helmers, Jr., 19.4 ppg. & 5.2 rpg.
F – Conny Warren, So., 7.0 ppg. & 6.3 rpg.
C – Bob Fullarton, So., 6.5 ppg. & 5.4 rpg.
G – Doug Alt, Jr., 15.6 ppg. & 3.0 rpg. & 1.7 apg.
G – Rusty Blossom, Jr., 5.4 ppg. & 4.1 rpg.

XU AP				
Dec. 1	SF	L	69-81	Aquinas (Mich.)
Dec. 5	SF	W	82-79	Bellarmine
Dec. 7	SF	W	64-50	Thomas More
Dec. 12	SF	W	93-78	Union (Ky.)
Dec. 14	A	L	62-84	#10 Villanova
Dec. 19	SF	L	68-73	The Citadel
Dec. 21	SF	W	96-84	Loyola Marymount
Dec. 29	N1	L	73-86	Auburn
Dec. 30	N1	W	82-66	Tulane
Jan. 2	SF	W	80-65	Air Force
Jan. 4	SF	W	74-68	Charlotte
Jan. 6	SF	L	77-84	Duquesne
Jan. 9	A	L	60-91	#3 Marquette
Jan. 16	SF	L	76-78	Detroit
Jan. 25	A	L	61-73	Miami (Ohio)
Jan. 30	SF	L	74-76	Saint Joseph's
Feb. 3	SF	L	77-104	St. Bonaventure
Feb. 6	A	L	71-80	Detroit
Feb. 10	SF	W	104-75	Cleveland State
Feb. 13	A	L	50-70	Dayton

Feb. 17 CG W 66-65 Cincinnati
 Feb. 20 A L 87-98 Canisius
 Feb. 24 SF L 72-86 Miami (Ohio)
 Feb. 27 SF L 76-82 Dayton
 Mar. 3 A L 76-84 DePaul
 Mar. 6 SF L 58-76 #2 Marquette
 N1 - Norfolk, Va.

1971-72 (12-14)



Dick Campbell
Head Coach

F – Jerry Helmers, Sr., 13.9 ppg. & 4.9 rpg.
F – Conny Warren, Jr., 9.6 ppg. & 10.9 rpg.
C – Bob Fullarton, Jr., 14.8 ppg. & 8.0 rpg.
G – Doug Alt, Sr., 9.9 ppg. & 3.0 rpg. & 2.0 apg.
G – Tom Binegar, Sr., 8.6 ppg. & 3.3 rpg. & 2.0 apg.

XU AP				
Dec. 1	A	L	57-75	#14 Kansas
Dec. 6	SF	W	83-69	Union (Ky.)
Dec. 11	A	L	66-69	Dayton
Dec. 13	SF	W	90-88	Old Dominion
Dec. 18	A	W	71-60	Auburn
Dec. 22	SF	W	90-65	Brown
Dec. 29	N1	L	65-85	#11 Virginia
Dec. 30	N1	L	58-62	Air Force
Jan. 1	SF	W	75-69	Yale
Jan. 3	SF	W	83-70	Marian
Jan. 6	SF	W	80-70	Thomas More
Jan. 11	A	L	51-70	St. Bonaventure
Jan. 15	SF	L	60-68	#11 Villanova
Jan. 22	SF	L	66-70	Detroit
Jan. 24	A	L	57-65	Duquesne
Jan. 26	A	L	63-75	Saint Joseph's
Feb. 2	SF	W	82-62	Wisconsin-Milwaukee
Feb. 5	SF	W	77-66	Dayton
Feb. 9	A	L	59-89	#2 Marquette
Feb. 12	A	L	56-69	Detroit
Feb. 16	CG	L	71-76	Cincinnati
Feb. 23	A	L	73-84	Miami (Ohio)
Feb. 26	SF	W	71-62	DePaul
Feb. 28	SF	L	55-63	#2 Marquette
Mar. 4	SF	W	78-74	Miami (Ohio) (OT)
Mar. 6	SF	W	68-67	Canisius
N1 - Charleston, S.C.				

1972-73 (3-23)

F – Conny Warren, Sr., 15.0 ppg. & 11.4 rpg.
F – Pete Accetta, So., 5.8 ppg. & 3.2 rpg.
C – Bob Fullarton, Sr., 12.0 ppg. & 6.7 rpg.
G – Steve Penhorwood, Jr., 8.6 ppg. & 3.3 rpg.
G – Jim Rippe, So., 7.5 ppg. & 2.3 rpg. & 3.0 apg.

XU AP				
Dec. 1	SF	W	91-56	Wheeling
Dec. 4	SF	L	64-65	Thomas More
Dec. 9	A	L	73-114	#20 Houston
Dec. 11	A	L	54-61	Kansas
Dec. 16	A	L	52-70	#4 Marquette
Dec. 19	SF	W	67-60	Auburn
Dec. 22	N1	L	65-75	Southern Illinois
Dec. 23	N1	L	59-60	VMI
Jan. 3	SF	L	67-75	Miami (Ohio)
Jan. 6	CG	L	82-98	Dayton
Jan. 13	SF	L	73-79	Detroit
Jan. 15	SF	L	76-79	Old Dominion
Jan. 20	A	W	74-73	Canisius
Jan. 29	CG	L	61-90	#10 Marquette
Feb. 1	SF	L	67-76	Wisconsin-Milwaukee
Feb. 3	A	L	68-94	Notre Dame
Feb. 7	A	L	67-89	DePaul
Feb. 10	A	L	81-83	Detroit
Feb. 14	SF	L	63-68	St. Bonaventure
Feb. 17	SF	L	65-78	Saint Joseph's
Feb. 19	A	L	53-54	Miami (Ohio)
Feb. 21	CG	L	68-78	Cincinnati
Feb. 24	A	L	45-56	Air Force
Feb. 28	SF	L	73-89	Duquesne
Mar. 3	A	L	81-87	Dayton
Mar. 5	A	L	77-92	Villanova
N1 - Las Cruces, N.M.				

1973-74 (8-18)



Tay Baker
Head Coach

F – Mike Plunkett, So., 14.0 ppg. & 7.0 rpg.
F – Gary Deidrick, Jr., 10.6 ppg. & 3.4 rpg.
F – Pete Accetta, Jr., 10.5 ppg. & 6.1 rpg.
C – Jerry Foley, Jr., 9.7 ppg. & 6.6 rpg.
G – Ron Laker, So., 4.1 ppg. & 2.7 rpg. & 2.5 apg.

XU AP				
Dec. 1	SF	W	88-48	Aquinas (Mich.)
Dec. 5	SF	W	77-42	IUPUI
Dec. 8	SF	W	56-54	Thomas More
Dec. 10	A	L	61-77	Michigan
Dec. 15	A	L	67-93	St. Bonaventure
Dec. 21	A	L	55-68	#6 Marquette
Dec. 28	A	L	70-82	Furman
Dec. 29	N1	L	64-65	Delaware
Jan. 2	SF	L	53-73	#6 Marquette
Jan. 5	SF	W	77-66	Loyola of Chicago
Jan. 9	SF	L	52-62	Dayton
Jan. 12	A	L	44-87	#2 Notre Dame
Jan. 24	A	L	83-86	Old Dominion (OT)
Jan. 26	A	L	71-77	Saint Joseph's
Jan. 28	SF	L	73-91	Brown
Jan. 30	SF	W	70-67	Canisius
Feb. 2	SF	W	58-55	Air Force
Feb. 5	SF	W	75-72	Wheeling
Feb. 9	SF	L	70-77	DePaul
Feb. 16	A	L	78-79	Detroit
Feb. 20	CG	L	56-68	Cincinnati
Feb. 23	A	L	55-86	Dayton
Feb. 25	SF	W	80-67	Detroit
Mar. 2	SF	L	58-67	Miami (Ohio)
Mar. 4	SF	L	74-79	Villanova
Mar. 7	A	L	40-73	Duquesne
N1 - Greenville, S.C.				

1974-75 (11-15)

F – Mike Plunkett, Jr., 15.9 ppg. & 8.3 rpg.
F – Pete Accetta, Sr., 11.7 ppg. & 6.0 rpg.
F – Jerry Foley, Sr., 9.2 ppg. & 7.2 rpg.
C – Joe Sunderman, Fr., 5.8 ppg. & 4.8 rpg.
G – Jim Rippe, Sr., 10.2 ppg. & 1.3 rpg. & 2.2 apg.

XU AP				
Nov. 30	SF	W	77-57	Berea College
Dec. 4	SF	W	88-43	IUPUI
Dec. 7	A	L	66-75	Dayton
Dec. 11	SF	W	105-49	Union (Ky.)
Dec. 14	SF	W	76-68	Thomas More
Dec. 18	SF	L	63-68	Morehead State
Dec. 21	A	L	68-70	Canisius
Dec. 26	A	L	68-70	Oklahoma City
Dec. 28	N1	L	57-60	Wyoming
Dec. 29	N1	W	76-69	Niagara
Jan. 4	A	L	62-67	Loyola of Chicago
Jan. 8	SF	W	76-62	Walsh College
Jan. 20	A	L	51-54	Air Force
Jan. 25	SF	W	87-84	Detroit
Jan. 29	SF	L	55-73	#13 Marquette
Feb. 1	A	L	58-96	#16 Notre Dame
Feb. 5	SF	W	70-66	Wheeling
Feb. 8	A	L	55-78	#11 Marquette
Feb. 12	SF	W	72-62	St. Bonaventure (OT)
Feb. 15	SF	W	64-60	Northern Kentucky
Feb. 19	SF	L	67-78	Dayton
Feb. 22	A	L	59-70	Detroit
Feb. 26	CG	L	57-66	Cincinnati
Mar. 1	A	L	59-86	DePaul
Mar. 3	SF	W	77-72	St. Joseph's (Ind.)
Mar. 5	SF	L	68-74	Cleveland State
N1 - Oklahoma City, Okla.				

YEAR-BY-YEAR SCORES

1975-76 (14-12)

F – Dale Haarman, Jr., 14.6 ppg. & 7.1 rpg.
 F – Mike Plunkett, Sr., 10.2 ppg. & 5.9 rpg.
 C – Joe Sunderman, So., 7.8 ppg. & 6.9 rpg.
 G – Garry Whitfield, Jr., 16.3 ppg. & 3.7 rpg. & 2.9 apg.
 G – Nick Daniels, Fr., 15.0 ppg. & 7.1 rpg.

XU AP

Nov. 29	A	L	64-81	Purdue
Dec. 3	SF	W	100-64	Centre
Dec. 6	SF	W	104-84	Thomas More
Dec. 8	SF	W	76-65	Union (Ky.)
Dec. 12	A	W	78-77	Marshall (OT)
Dec. 13	N1	L	71-79	Kent State
Dec. 17	SF	W	75-59	Loyola of Chicago
Dec. 20	A	L	64-94	Detroit
Dec. 22	A	L	78-82	Cleveland State
Jan. 3	A	L	71-80	Dayton
Jan. 7	SF	W	82-64	Canisius
Jan. 10	SF	W	109-96	Saint Joseph's (2 OT)
Jan. 17	CG	L	79-90	#15 Notre Dame
Jan. 19	A	L	48-82	#3 Marquette
Jan. 24	SF	W	67-64	Navy
Jan. 31	SF	L	65-66	Air Force
Feb. 4	SF	W	95-73	Wheeling
Feb. 7	A	L	61-66	Saint Louis
Feb. 11	A	W	65-64	Morehead State
Feb. 14	SF	W	82-80	Detroit (OT)
Feb. 18	RC	L	74-81	#13 Cincinnati
Feb. 21	SF	W	72-70	Northern Kentucky (OT)
Feb. 24	SF	W	90-76	IUPUI
Feb. 28	SF	L	75-77	Dayton
Mar. 2	SF	W	98-86	Duquesne
Mar. 5	SF	L	49-74	#12 Marquette
N1				Huntington, W.Va.

1976-77 (10-17)

F – Dale Haarman, Sr., 13.3 ppg. & 5.3 rpg. & 2.6 apg.
 F – Steve Spivery, So., 10.4 ppg. & 7.9 rpg.
 G – Garry Whitfield, Sr., 12.7 ppg. & 2.1 rpg.
 G – Nick Daniels, So., 10.7 ppg. & 5.2 rpg.
 G – Keith Walker, Fr., 5.2 ppg. & 2.0 rpg.

XU AP

Dec. 1	SF	W	78-57	Centre
Dec. 4	SF	W	113-70	Union (Ky.)
Dec. 7	SF	W	72-70	Thomas More
Dec. 10	N1	L	44-46	Niagara
Dec. 11	N1	L	61-63	Seattle
Dec. 15	SF	W	89-79	Evansville
Dec. 21	A	L	73-97	#19 Tennessee
Dec. 23	A	W	66-60	Butler (OT)
Dec. 28	A	L	74-84	#16 Maryland
Dec. 29	N2	L	80-86	Duquesne
Jan. 5	SF	W	82-56	Campbellsville (Ky.)
Jan. 8	A	L	59-75	Dayton
Jan. 12	A	L	69-74	Loyola of Chicago
Jan. 15	SF	L	62-63	Ashland
Jan. 22	A	L	43-85	#8 Marquette
Jan. 29	SF	W	74-73	Transylvania (OT)
Feb. 1	A	L	72-83	Air Force (2OT)
Feb. 5	SF	L	76-85	#20 Detroit
Feb. 7	A	L	63-94	Notre Dame
Feb. 12	SF	W	70-66	Wheeling
Feb. 16	RC	L	68-77	#10 Cincinnati
Feb. 19	SF	W	57-56	Saint Louis
Feb. 23	SF	W	67-65	Northern Kentucky
Feb. 26	A	L	66-91	#16 Detroit
Mar. 2	SF	L	65-73	Cleveland State
Mar. 5	SF	L	48-86	Dayton
Mar. 7	SF	L	57-67	Miami (Ohio)
N1				Provo, Utah
N2				College Park, Md.

1977-78 (13-14)

F – Gary Massa, Fr., 14.5 ppg. & 4.2 rpg.
 F – Dave Payton, Jr., 6.4 ppg. & 6.9 rpg.
 C – Joe Sunderman, Jr., 5.9 ppg. & 4.8 rpg.
 G – Nick Daniels, Jr., 16.7 ppg. & 4.8 rpg.
 G – Keith Walker, So., 7.6 ppg. & 1.7 rpg. & 5.3 apg.
 Note: 6th man Steve Spivery (Jr.) led the team at 8.0 rpg.

XU AP

Nov. 26	A	L	82-90	#12 Purdue
Nov. 30	SF	L	78-79	Hanover
Dec. 3	A	L	61-62	Miami (Ohio)
Dec. 7	SF	W	63-53	Thomas More
Dec. 10	A	L	55-61	Butler
Dec. 13	SF	W	54-52	Ohio Wesleyan
Dec. 16	A	L	75-100	Houston
Dec. 17	N1	W	65-58	Rice
Dec. 21	A	W	60-56	Cleveland State
Jan. 3	SF	W	76-55	Anderson (Ind.)
Jan. 5	SF	W	89-68	Kenyon
Jan. 7	SF	W	58-56	Dayton
Jan. 9	SF	W	107-72	John Carroll
Jan. 14	SF	L	58-59	Northern Kentucky
Jan. 21	SF	W	73-48	Centre
Jan. 24	A	L	62-78	#2 Marquette

Feb. 1	A	W	69-60	Valparaiso
Feb. 4	A	L	74-80	Detroit
Feb. 8	SF	W	72-68	Wheeling (OT)
Feb. 11	SF	L	52-57	Loyola of Chicago
Feb. 13	RC	L	54-59	Cincinnati
Feb. 18	SF	L	75-76	Valparaiso (OT)
Feb. 20	CG	L	53-75	#2 Marquette
Feb. 22	SF	W	68-60	Butler
Feb. 25	SF	L	77-82	#16 Detroit
Feb. 26	SF	W	82-58	Southwestern
Feb. 28	A	L	62-90	Dayton
N1				Houston, Texas

1978-79 (14-13)

F – Gary Massa, So., 11.8 ppg. & 3.5 rpg.
 F – Dave Payton, Sr., 7.1 ppg. & 5.9 rpg.
 C – Joe Sunderman, Sr., 9.6 ppg. & 8.6 rpg.
 G – Nick Daniels, Sr., 21.2 ppg. & 5.3 rpg.
 G – Keith Walker, Jr., 8.3 ppg. & 2.0 rpg. & 5.4 apg.

XU AP

Nov. 25	SF	W	100-68	Otterbein
Nov. 29	CG	L	58-66	Purdue
Dec. 3	SF	W	77-63	Thomas More
Dec. 9	SF	W	107-77	Morehead State
Dec. 11	A	L	73-89	Loyola of Chicago
Dec. 13	SF	W	72-62	Ohio Wesleyan
Dec. 15	N1	W	75-68	#12 Southern Cal
Dec. 16	A	W	51-50	Tennessee
Dec. 30	A	L	66-67	Dayton
Jan. 3	CG	W	72-67	Miami (Ohio)
Jan. 6	SF	L	61-63	Northern Kentucky (OT)
Jan. 10	SF	L	59-74	Evansville
Jan. 13	A	W	70-59	Valparaiso
Jan. 20	A	L	50-67	#13 Marquette
Jan. 24	A	W	74-70	Detroit
Jan. 27	A	L	54-56	Butler
Feb. 1	A	L	57-66	#1 Notre Dame
Feb. 3	A	W	74-60	Evansville
Feb. 7	SF	L	69-70	Wheeling
Feb. 10	SF	L	54-76	Dayton
Feb. 12	RC	L	58-60	Cincinnati
Feb. 17	SF	W	63-60	Valparaiso
Feb. 24	SF	W	73-72	Butler
Feb. 26	SF	W	71-60	Southwestern
Feb. 28	CG	L	69-88	#18 Detroit
Mar. 3	SF	W	67-62	Air Force
Mar. 5	SF	L	67-78	Cleveland State
N1				Knoxville, Tenn.

1979-80 (8-18, 0-5 MCC)



Bob Staak
Head Coach



XAVIER'S FIRST SEASON IN THE
MIDWESTERN CITY CONFERENCE

F – Jon Hanley, So., 18.4 ppg. & 5.0 rpg.
 F – Gary Massa, Jr., 14.6 ppg. & 6.4 rpg.
 F – David Anderson, Jr., 12.1 ppg. & 7.6 rpg.
 G – Anthony Hicks, Fr., 12.8 ppg. & 2.9 rpg. & 4.4 apg.
 G – Keith Walker, Sr., 6.3 ppg. & 2.3 rpg. & 6.4 apg.

XU AP

Dec. 1	SF	W	81-70	Kenyon
Dec. 4	SF	W	95-69	Thomas More
Dec. 7	A	L	66-92	#1 Indiana
Dec. 8	N1	L	67-70	Seton Hall
Dec. 12	SF	W	80-59	Ohio Wesleyan
Dec. 15	A	L	87-106	Miami (Ohio)
Dec. 28	A	L	65-82	West Virginia
Dec. 29	N2	W	74-59	Columbia

Jan. 5	A	L	84-99	Morehead State
Jan. 9	SF	L	75-88	Evansville (MCC)
Jan. 14	SF	L	77-86	Oklahoma City (MCC)
Jan. 17	RC	L	62-76	Marquette
Jan. 19	SF	W	73-59	Dayton
Jan. 21	A	L	79-98	Oral Roberts (MCC)
Jan. 23	SF	W	74-58	Union (Ky.)
Jan. 28	SF	L	79-95	Detroit
Jan. 31	A	L	75-85	Cleveland State
Feb. 4	RC	W	77-69	Cincinnati
Feb. 7	A	L	96-102	Detroit
Feb. 9	A	L	81-91	Butler (MCC)
Feb. 12	A	L	70-82	Marquette
Feb. 16	SF	L	96-102	Loyola of Chicago (MCC)
Feb. 20	RC	L	72-85	#10 Notre Dame
Feb. 23	A	W	80-75	Air Force
Feb. 26	A	L	60-73	Dayton

MIDWESTERN CITY CONFERENCE

TOURNAMENT

Feb. 29	N3	L	93-102	Oklahoma City
N1				Bloomington, Ind.
N2				Morgantown, W.Va.
N3				Evansville, Ind.

1980-81 (12-16, 8-3 MCC)



XAVIER'S FIRST MIDWESTERN CITY CONFERENCE
REGULAR SEASON CHAMPIONSHIP

F – Dexter Bailey, Fr., 7.3 ppg. & 4.8 rpg.
 F – Jeff Jenkins, Fr., 6.9 ppg. & 4.6 rpg.
 C – Tom Condon, Jr., 2.8 ppg. & 3.0 rpg.
 G – Anthony Hicks, So., 16.7 ppg. & 3.2 rpg. & 4.0 rpg.
 G – Steve Wolf, So., 8.7 ppg. & 2.9 rpg.
 Note: 6th man Dwight Hollins (Sr.) led the team at 5.0 rpg.

XU AP

Dec. 1	SF	W	69-57	Union (Ky.)
Dec. 4	SF	W	84-72	Thomas More
Dec. 8	SF	W	83-70	Ohio Wesleyan
Dec. 10	A	L	60-65	La Salle
Dec. 13	RC	L	73-74	Miami (Ohio)
Dec. 22	A	L	62-78	#10 LSU
Dec. 29	N1	L	84-91	Boston University
Dec. 30	N1	L	47-57	TCU
Jan. 6	A	L	93-112	Holy Cross
Jan. 10	RC	L	72-74	Dayton
Jan. 12	A	W	81-76	Oral Roberts (OT) (MCC)
Jan. 14	A	L	65-83	Oklahoma City (MCC)
Jan. 17	A	L	72-73	Butler (MCC)
Jan. 19	A	L	63-73	Loyola of Chicago (MCC)
Jan. 22	SF	W	79-73	Oklahoma City (MCC)
Jan. 24	A	W	69-65	Detroit (MCC)
Jan. 26	RC	L	59-78	Marquette
Jan. 28	RC	W	73-69	Oral Roberts (MCC)
Feb. 4	A	W	63-60	Evansville (MCC)
Feb. 7	SF	W	74-62	Butler (MCC)
Feb. 10	A	L	62-78	Marquette
Feb. 14	RC	W	90-89	Loyola of Chicago (MCC)
Feb. 18	RC	L	72-79	Cincinnati
Feb. 22	A	L	64-73	Dayton
Feb. 25	SF	L	83-96	Cleveland State
Feb. 28	SF	W	59-57	Evansville (MCC)

MIDWESTERN CITY CONFERENCE

TOURNAMENT

Mar. 7	RC	W	72-69	Evansville
Mar. 8	RC	L	76-82	Oklahoma City
N1				Albuquerque, N.M.

1981-82 (8-20, 1-11 MCC)

F – Jeff Jenkins, So., 11.8 ppg. & 5.8 rpg.
 F – Dexter Bailey, So., 10.6 ppg. & 7.5 rpg.
 C – Eddie Johnson, Fr., 4.6 ppg. & 3.2 rpg.
 G – Anthony Hicks, Jr., 20.4 ppg. & 3.3 rpg. & 4.3 apg.
 G – Steve Wolf, Jr., 10.2 ppg. & 2.3 rpg.

XU AP

Nov. 27	A	L	55-75	St. John's
Nov. 28	N1	L	68-72	Detroit (OT)
Dec. 2	SF	W	83-63	Union (Ky.)
Dec. 5	SF	L	60-66	Holy Cross
Dec. 8	A	W	72-59	Georgia State
Dec. 12	A	L	61-62	Dayton (OT)
Dec. 21	SF	W	57-56	Georgia State

YEAR-BY-YEAR SCORES

Dec. 30	RC	L	71-97	Texas
Jan. 2	SF	W	69-65	Air Force (OT)
Jan. 4	SF	L	48-69	Middle Tennessee State
Jan. 9	A	L	52-82	Evansville (MCC)
Jan. 11	A	L	62-73	Butler (MCC)
Jan. 13	A	L	78-93	Cleveland State
Jan. 16	SF	L	64-73	Detroit (MCC)
Jan. 20	RC	L	50-63	Marquette
Jan. 23	SF	L	28-30	Oklahoma City (MCC)
Jan. 27	RC	W	53-51	Cincinnati
Jan. 30	A	L	67-83	Loyola of Chicago (MCC)
Feb. 1	SF	L	77-94	Oral Roberts (MCC)
Feb. 6	SF	L	73-76	Evansville (MCC)
Feb. 8	SF	W	72-53	Butler (MCC)
Feb. 13	A	L	78-82	Detroit (MCC) (OT)
Feb. 15	SF	L	80-82	Loyola of Chicago (MCC)
Feb. 20	A	L	67-70	Oklahoma City (MCC)
Feb. 22	A	L	71-91	Oral Roberts (MCC)
Feb. 27	SF	W	84-78	Central State (OT)

MIDWESTERN CITY CONFERENCE TOURNAMENT

Mar. 3	N2	W	74-71	Oral Roberts
Mar. 4	N2	L	69-77	Loyola of Chicago

N1 - New York, N.Y.
N2 - Tulsa, Okla.

1982-83 (22-8, 10-4 MCC)



MIDWESTERN CITY CONFERENCE TOURNAMENT CHAMPIONS

XAVIER'S FIRST MIDWESTERN CITY CONFERENCE TOURNAMENT CHAMPIONSHIP

NCAA TOURNAMENT

- F - Dexter Bailey, Jr., 11.1 ppg. & 6.7 rpg.
- F - John Shimko, Jr., 6.5 ppg. & 3.5 rpg.
- C - Eddie Johnson, Sr., 6.8 ppg. & 4.5 rpg.
- G - Anthony Hicks, Sr., 14.9 ppg. & 3.6 rpg. & 4.0 apg.
- G - Victor Fleming, Jr., 10.8 ppg. & 3.1 rpg.

XU AP

Nov. 29	SF	W	75-62	Union (Ky.)
Dec. 4	SF	W	67-57	Central State
Dec. 7	A	W	66-64	Texas (OT)
Dec. 11	A	L	53-63	Dayton
Dec. 22	SF	W	54-50	Miami (Ohio)
Dec. 30	SF	W	88-76	Thomas More
Jan. 3	A	W	58-57	Middle Tennessee State
Jan. 8	A	L	64-72	Marquette
Jan. 11	SF	W	70-49	Eastern Kentucky
Jan. 15	RC	W	85-65	Evansville (MCC)
Jan. 17	SF	W	51-49	Butler (MCC)
Jan. 22	A	W	70-56	Detroit (MCC)
Jan. 24	SF	W	84-78	Loyola of Chicago (MCC)
Jan. 26	A	L	58-73	Cincinnati
Jan. 29	A	W	76-58	Oklahoma City (MCC)
Jan. 31	A	L	71-87	Oral Roberts (MCC)
Feb. 3	SF	W	102-72	Cleveland State
Feb. 5	RC	L	60-79	Saint Louis (MCC)
Feb. 7	A	L	52-72	Butler (MCC)
Feb. 9	SF	W	109-85	La Salle
Feb. 16	A	W	70-68	Evansville (MCC)
Feb. 19	RC	W	69-61	Detroit (MCC)
Feb. 21	A	L	85-86	Loyola of Chicago (MCC)
Feb. 24	SF	W	87-79	Oral Roberts (MCC)
Feb. 26	SF	W	79-53	Oklahoma City (MCC)
Mar. 2	SF	W	76-73	Niagara
Mar. 5	A	W	94-72	Saint Louis (MCC)

MIDWESTERN CITY CONFERENCE TOURNAMENT

Mar. 10	N1	W	90-70	Detroit
Mar. 11	N1	W	82-76	Loyola of Chicago

NCAA TOURNAMENT

Mar. 15	N2	L	75-81	Alcorn State
---------	----	---	-------	--------------

N1 - Evansville, Ind.
N2 - UD Arena, Dayton, Ohio

1983-84 (22-11, 9-5 MCC)



NATIONAL INVITATION TOURNAMENT QUARTERFINALIST

- F - Dexter Bailey, Sr., 9.5 ppg. & 5.82 rpg.
- F - John Shimko, Sr., 8.0 ppg. & 2.9 rpg.
- F - Jeff Jenkins, Sr., 17.0 ppg. & 5.76 rpg.
- G - Victor Fleming, Sr., 14.6 ppg. & 4.2 rpg.
- G - Ralph Lee, Sr., 6.8 ppg. & 3.8 rpg. & 4.9 apg.

XU AP

Nov. 28	SF	W	75-37	Kenyon
Nov. 30	A	L	57-77	Tennessee
Dec. 3	SF	W	93-70	St. Joseph's (Ind.)
Dec. 6	A	W	55-50	Eastern Kentucky
Dec. 10	A	L	53-72	Miami (Ohio)
Dec. 20	N1	W	77-68	Niagara
Dec. 21	N1	W	104-82	Delaware State
Dec. 29	A	L	70-73	#11 Georgia
Jan. 3	SF	W	92-62	Central State
Jan. 7	A	W	78-58	Detroit (MCC)
Jan. 9	A	L	83-94	Loyola of Chicago (MCC)
Jan. 14	CG	W	77-42	Saint Louis (MCC)
Jan. 16	CG	W	73-50	Evansville (MCC)
Jan. 21	A	W	89-87	Oral Roberts (OT) (MCC)
Jan. 23	A	L	70-71	Oklahoma City (MCC)
Jan. 26	CG	W	72-63	Cincinnati
Jan. 28	A	L	53-55	Butler (MCC)
Feb. 2	A	L	76-87	Cleveland State
Feb. 4	CG	W	54-52	Detroit (MCC)
Feb. 6	CG	W	64-61	Loyola of Chicago (MCC)
Feb. 11	A	L	49-56	Saint Louis (OT) (MCC)
Feb. 13	A	L	67-74	Evansville (MCC)
Feb. 18	CG	W	78-76	Oral Roberts (MCC)
Feb. 20	CG	W	68-59	Oklahoma City (MCC)
Feb. 22	CG	W	82-68	Marquette (OT)
Feb. 25	CG	W	78-68	Butler (MCC)
Feb. 29	CG	W	72-61	Dayton

MIDWESTERN CITY CONFERENCE TOURNAMENT

Mar. 8	N2	W	72-60	Saint Louis
Mar. 9	N2	W	80-69	Loyola of Chicago
Mar. 10	N2	L	66-68	Oral Roberts

NATIONAL INVITATION TOURNAMENT

Mar. 15	CG	W	60-57	Ohio State (OT)
Mar. 19	CG	W	58-57	Nebraska
Mar. 22	A	L	62-63	Michigan

N1 - Tampa, Fla.
N2 - UIC Pavilion, Chicago, Ill.

1984-85 (16-13, 7-7 MCC)



LAST YEAR AS MIDWESTERN CITY CONFERENCE MEMBER; LEAGUE CHANGES NAME TO MIDWESTERN COLLEGIATE CONFERENCE FOR THE 1985-86 SEASON

- F - Richie Harris, Jr., 15.4 ppg. & 5.2 rpg.
- F - Walt McBride, Jr., 13.1 ppg. & 5.5 rpg.
- C - Eddie Johnson, Jr., 8.6 ppg. & 5.2 rpg.
- G - Byron Larkin, Jr., 17.0 ppg. & 2.0 rpg.
- G - Ralph Lee, Jr., 7.7 ppg. & 4.5 rpg. & 6.9 apg.

XU AP

Nov. 28	CG	W	75-53	St. Joseph's (Ind.)
Dec. 1	A	W	61-58	Pittsburgh
Dec. 3	CG	W	71-70	Eastern Michigan (OT)
Dec. 7	N1	W	87-79	George Washington
Dec. 8	A	L	67-71	Arizona State
Dec. 15	CG	L	50-61	South Florida (OT)
Dec. 22	CG	W	88-85	Miami (Ohio)

Dec. 29	A	W	81-64	Niagara
Jan. 5	CG	W	68-63	Detroit (MCC)
Jan. 7	CG	W	95-90	Loyola of Chicago (MCC)
Jan. 12	A	L	67-77	Saint Louis (MCC)
Jan. 14	A	L	71-77	Evansville (MCC)
Jan. 19	CG	W	92-86	Oral Roberts (MCC)
Jan. 21	CG	W	72-65	Oklahoma City (MCC)
Jan. 26	CG	L	59-61	Butler (MCC)
Jan. 30	A	W	55-52	Cincinnati
Feb. 2	A	L	83-87	Detroit (MCC)
Feb. 4	A	L	89-99	Loyola of Chicago (MCC)
Feb. 9	CG	W	72-53	Saint Louis (MCC)
Feb. 11	CG	W	83-63	Evansville (MCC)
Feb. 13	A	L	53-71	Marquette
Feb. 16	A	L	67-70	Oral Roberts (MCC)
Feb. 18	A	W	73-62	Oklahoma City (MCC)
Feb. 20	CG	L	60-69	Marquette
Feb. 23	A	L	73-81	Butler (MCC)
Feb. 28	CG	W	78-51	Central Florida
Mar. 3	A	L	56-66	Dayton

MIDWESTERN CITY CONFERENCE TOURNAMENT

Mar. 7	N2	W	77-69	Detroit
Mar. 8	N2	L	61-65	Loyola of Chicago

N1 - Tempe, Ariz.
N2 - Mabee Center (Tulsa, Okla.)

BEGIN MIDWESTERN COLLEGIATE CONFERENCE AT CONCLUSION OF THE 1984-85 SEASON.



1985-86 (25-5, 10-2 MCC)



Pete Gillen
Head Coach



MIDWESTERN COLLEGIATE CONFERENCE REGULAR SEASON CHAMPIONS MIDWESTERN COLLEGIATE CONFERENCE TOURNAMENT CHAMPIONS NCAA TOURNAMENT

- F - Richie Harris, Sr., 15.3 ppg. & 6.4 rpg.
- F - Walt McBride, Sr., 14.0 ppg. & 5.6 rpg.
- C - Eddie Johnson, Sr., 12.3 ppg. & 6.7 rpg.
- G - Byron Larkin, Sr., 21.8 ppg. & 2.8 rpg.
- G - Ralph Lee, Sr., 8.5 ppg. & 4.6 rpg. & 8.4 apg.

XU AP

Nov. 22	CG	W	100-51	Huntington
Nov. 24	CG	W	91-75	SE Louisiana
Dec. 4	A	W	56-53	Creighton
Dec. 7	CG	W	83-73	Pittsburgh
Dec. 10	A	W	83-61	Eastern Michigan
Dec. 14	A	L	74-80	Miami (Ohio)
Dec. 21	CG	W	84-69	Wayne State
Dec. 28	CG	W	75-63	Providence
Jan. 2	A	W	77-70	Stetson
Jan. 4	A	L	52-57	South Florida
Jan. 8	CG	W	67-46	St. Peter's (N.J.)
Jan. 11	CG	L	72-76	Detroit (MCC)
Jan. 13	CG	W	78-75	Loyola of Chicago (MCC)
Jan. 18	A	W	72-60	Saint Louis (MCC)
Jan. 20	A	W	78-69	Evansville (MCC)

YEAR-BY-YEAR SCORES

Jan. 23	CG	W	80-76	Cincinnati
Jan. 25	CG	W	86-74	Oral Roberts (MCC)
Jan. 29	A	W	71-68	Duquesne
Feb. 1	CG	W	77-56	Butler (MCC)
Feb. 5	A	W	85-71	Marquette
Feb. 8	A	L	71-80	Detroit (MCC)
Feb. 10	A	W	91-88	Loyola of Chi. (OT) (MCC)
Feb. 15	CG	W	81-72	Saint Louis (OT) (MCC)
Feb. 17	CG	W	81-72	Evansville (MCC)
Feb. 20	A	W	86-61	Butler (MCC)
Feb. 22	A	W	73-71	Oral Roberts (MCC)
Feb. 25	CG	W	93-78	Dayton

MIDWESTERN COLLEGIATE CONFERENCE TOURNAMENT

Feb. 28	N1	W	99-91	Loyola of Chicago
Mar. 2	N1	W	74-66	Saint Louis

NCAA TOURNAMENT

Mar. 14	N2	L	80-97	Alabama
---------	----	---	-------	---------

N1 - Market Square Arena (Indianapolis, Ind.)

N2 - Charlotte Coliseum (Charlotte, N.C.)

1986-87 (19-13, 7-5 MCC)



MIDWESTERN COLLEGIATE CONFERENCE TOURNAMENT CHAMPIONS

NCAA TOURNAMENT SECOND ROUND

XAVIER'S FIRST-EVER NCAA TOURNAMENT VICTORY

F - Tyrone Hill, Fr., 8.8 ppg. & 8.4 rpg.

F - Kyle Taylor, So., 8.0 ppg. & 2.1 rpg.

F - Dexter Campbell, Jr., 6.3 ppg. & 4.2 rpg.

G - Byron Larkin, Jr., 24.8 ppg. & 4.4 rpg. & 3.5 apg.

G - Stan Kimbrough, So., 16.0 ppg. & 3.5 rpg. & 3.3 apg.

XU AP

Nov. 28	N1	L	60-70	Tulsa
Nov. 29	N1	L	90-92	American (OT)
Dec. 1	CG	W	88-68	St. Joseph's (Ind.)
Dec. 3	CG	W	104-92	John Carroll
Dec. 6	CG	W	101-69	Ohio Dominican
Dec. 8	A	L	76-99	#12 Pittsburgh
Dec. 11	CG	W	97-75	Hanover
Dec. 13	CG	L	73-74	Creighton
Dec. 20	CG	W	73-55	Miami (Ohio)
Dec. 23	CG	W	84-68	Colgate
Dec. 27	A	L	65-69	Dayton
Dec. 30	CG	W	78-67	Duquesne
Jan. 3	CG	W	75-69	Coastal Carolina
Jan. 10	A	W	72-50	Detroit (MCC)
Jan. 12	A	L	79-81	Loyola of Chicago (MCC)
Jan. 17	CG	W	77-69	Saint Louis (MCC)
Jan. 19	CG	W	77-70	Evansville (MCC)
Jan. 24	A	L	62-82	Oral Roberts (MCC)
Jan. 29	A	L	73-75	Cincinnati
Jan. 31	A	L	84-86	Butler (2OT) (MCC)
Feb. 2	A	L	69-83	Rutgers
Feb. 7	CG	W	80-58	Detroit (MCC)
Feb. 9	CG	W	80-72	Loyola of Chicago (MCC)
Feb. 14	A	L	71-76	Saint Louis (MCC)
Feb. 16	A	L	93-95	Evansville (OT) (MCC)
Feb. 19	CG	W	69-67	Butler (MCC)
Feb. 21	CG	W	81-73	Oral Roberts (2OT) (MCC)

MIDWESTERN COLLEGIATE CONFERENCE TOURNAMENT

Feb. 26	N2	W	104-98	Butler
Feb. 27	N2	W	82-74	Loyola of Chicago
Mar. 1	N2	W	81-69	Saint Louis

NCAA TOURNAMENT

Mar. 12	N3	W	70-69	#14 Missouri
Mar. 14	N3	L	60-65	#17 Duke

N1 - Providence, R.I.

N2 - Market Square Arena (Indianapolis, Ind.)

N3 - Hoosier Dome (Indianapolis, Ind.)

1987-88 (26-4, 9-1 MCC)



MIDWESTERN COLLEGIATE CONFERENCE REGULAR SEASON CHAMPIONS

MIDWESTERN COLLEGIATE CONFERENCE TOURNAMENT CHAMPIONS

NCAA TOURNAMENT

(Played eventual NCAA Champion Kansas in the first round)

F - Tyrone Hill, So., 15.3 ppg. & 10.5 rpg.

F - J.D. Barnett, Sr., 10.2 ppg. & 3.7 rpg.

C - Derek Strong, So., 10.6 ppg. & 7.1 rpg.

G - Byron Larkin, Sr., 25.3 ppg. & 3.6 rpg. & 4.8 apg.

G - Stan Kimbrough, Jr., 15.5 ppg. & 3.0 rpg. & 3.6 apg.

XU AP

Nov. 28	CG	W	112-72	Huntington
Nov. 30	CG	W	75-68	St. Joseph's (Ind.)
Dec. 5	A	L	61-67	Marquette
Dec. 8	CG	W	100-71	Delaware State
Dec. 12	A	W	91-73	Miami (Ohio)
Dec. 22	A	L	76-96	Providence
Dec. 29	CG	W	87-56	Canisius
Jan. 2	CG	W	92-78	Kent State
Jan. 6	A	W	82-70	Western Michigan
Jan. 9	SF	W	125-84	Florida International
Jan. 12	CG	W	98-80	Cincinnati
Jan. 16	CG	W	98-90	Loyola of Chicago (MCC)
Jan. 18	CG	W	105-84	Detroit (MCC)
Jan. 23	A	L	84-86	Evansville (MCC)
Jan. 25	A	W	100-86	Saint Louis (MCC)
Jan. 30	A	W	78-75	Saint Peter's (N.J.)
Feb. 3	CG	W	101-84	Wright State
Feb. 6	CG	W	89-74	Butler (MCC)
Feb. 8	CG	W	100-84	Western Michigan
Feb. 13	A	W	94-83	Loyola of Chicago (MCC)
Feb. 15	A	W	114-97	Detroit (MCC)
Feb. 20	CG	W	102-79	Evansville (MCC)
Feb. 22	CG	W	93-70	Saint Louis (MCC)
Feb. 24	A	W	122-95	Florida International
Feb. 27	CG	W	86-73	Dayton
Mar. 1	A	W	93-80	Niagara
Mar. 6	A	W	71-70	Butler (MCC)

MIDWESTERN COLLEGIATE CONFERENCE TOURNAMENT

Mar. 11	N1	W	117-79	20 Loyola of Chicago
Mar. 12	N1	W	122-96	20 Detroit

NCAA TOURNAMENT

Mar. 18	N2	L	72-85	18 Kansas
---------	----	---	-------	-----------

N1 - Market Square Arena (Indianapolis, Ind.)

N2 - Devaney Center (Lincoln, Neb.)

1988-89 (21-12, 7-5 MCC)



MIDWESTERN COLLEGIATE CONFERENCE TOURNAMENT CHAMPIONS

NCAA TOURNAMENT

(Played eventual NCAA Champion Michigan in the first round)

F - Tyrone Hill, Jr., 18.9 ppg. & 12.2 rpg.

F - Colin Parker, So., 7.1 ppg. & 2.4 rpg.

C - Derek Strong, Jr., 15.3 ppg. & 8.0 rpg.

G - Stan Kimbrough, Sr., 18.8 ppg. & 2.7 rpg. & 4.2 apg.

G - Michael Davenport, So., 7.2 ppg. & 2.5 rpg.

Note: 6th man Jamal Walker (So.) led team at 7.1 apg.

XU AP

Nov. 18	RC	W	85-83	#4 Louisville (NIT)
Nov. 20	A	L	71-83	#14 Missouri (NIT)
Nov. 28	CG	W	109-58	Marietta
Dec. 3	CG	W	73-64	Air Force
Dec. 7	CG	W	87-76	Robert Morris
Dec. 10	CG	L	61-68	Miami (Ohio)

Dec. 19	A	L	70-85	Eastern Illinois
Dec. 21	CG	W	63-53	Bethune-Cookman
Dec. 27	CG	W	93-70	Niagara
Dec. 30	A	W	89-75	Bowling Green
Jan. 2	CG	W	87-71	Prairie View A&M
Jan. 4	A	W	118-113	Loyola Marymount
Jan. 7	CG	W	97-88	Valparaiso
Jan. 12	A	L	83-92	Loyola of Chicago (MCC)
Jan. 14	A	L	80-89	Detroit (MCC)
Jan. 17	A	L	71-90	Kent State
Jan. 19	CG	W	81-73	Evansville (MCC)
Jan. 21	CG	W	73-67	Saint Louis (MCC)
Jan. 28	A	L	76-79	Butler (MCC)
Feb. 1	CG	L	76-86	Cincinnati
Feb. 4	A	W	82-78	Dayton (MCC)
Feb. 9	CG	W	93-86	Loyola of Chicago (MCC)
Feb. 11	A	L	79-97	Wichita State
Feb. 16	A	L	82-88	Evansville (MCC)
Feb. 18	A	L	61-62	Saint Louis (MCC)
Feb. 20	CG	W	86-64	Detroit (MCC)
Feb. 25	CG	W	102-77	Marquette
Mar. 2	CG	W	85-75	Butler (MCC)
Mar. 4	CG	W	83-78	Dayton (MCC)

MIDWESTERN COLLEGIATE CONFERENCE TOURNAMENT

Mar. 9	N1	W	85-83	Loyola of Chicago
Mar. 10	N1	W	79-56	Saint Louis
Mar. 11	N1	W	85-78	Evansville

NCAA TOURNAMENT

Mar. 17	N2	L	87-92	#10 Michigan
---------	----	---	-------	--------------

N1 - UD Arena (Dayton, Ohio)

N2 - The Omni (Atlanta, Ga.)

1989-90 (28-5, 12-2 MCC)



MIDWESTERN COLLEGIATE CONFERENCE REGULAR SEASON CHAMPIONS

NCAA TOURNAMENT SWEET 16

F - Tyrone Hill, Sr., 20.2 ppg. & 12.6 rpg.

F - Michael Davenport, Jr., 12.7 ppg. & 2.9 rpg.

C - Derek Strong, Sr., 14.2 ppg. & 9.9 rpg.

G - Jamal Walker, Jr., 15.1 ppg. & 3.5 rpg. & 5.9 apg.

G - Jamie Gladden, Fr., 10.2 ppg. & 2.3 rpg.

XU AP

Dec. 2	CG	L	90-97	Southern Utah State
Dec. 4	A	W	77-70	Robert Morris
Dec. 9	A	W	76-69	Miami (Ohio)
Dec. 16	A	W	95-63	Valparaiso
Dec. 18	CG	W	80-48	Eastern Illinois
Dec. 22	N1	W	72-65	Princeton
Dec. 23	A	W	78-62	San Francisco
Dec. 30	CG	W	88-73	Bowling Green
Jan. 2	CG	W	115-113	#25 Loyola Marymount
Jan. 6	A	W	86-80	Marquette (MCC)
Jan. 8	CG	W	89-73	Loyola of Chicago (MCC)
Jan. 13	CG	W	82-61	25 Alabama-Birmingham
Jan. 15	CG	W	110-52	25 District of Columbia
Jan. 18	A	L	51-59	20 Evansville (MCC)
Jan. 20	A	W	83-74	20 Saint Louis (MCC)
Jan. 25	CG	W	88-83	25 Detroit (MCC)
Jan. 27	CG	W	81-57	25 Butler (MCC)
Jan. 31	CG	W	90-88	23 Cincinnati (OT)
Feb. 3	CG	W	88-81	23 Dayton (MCC)
Feb. 6	A	W	70-53	21 Loyola of Chicago (MCC)
Feb. 8	CG	W	83-78	21 Marquette (MCC)
Feb. 15	CG	W	71-52	22 Evansville (MCC)
Feb. 17	CG	W	74-58	19 Saint Louis (MCC)
Feb. 22	A	W	74-62	19 Detroit (MCC)
Feb. 24	A	W	80-66	19 Butler (MCC)
Feb. 27	A	W	84-73	19 Arkansas-Little Rock
Mar. 3	A	L	108-111	19 Dayton (MCC)

MIDWESTERN COLLEGIATE CONFERENCE TOURNAMENT

Mar. 8	N2	W	96-61	24 Butler
Mar. 9	N2	W	89-78	24 Evansville
Mar. 10	N2	L	89-98	24 Dayton

NCAA TOURNAMENT

Mar. 16	N3	W	87-79	25 Kansas State
Mar. 18	N3	W	74-71	25 Georgetown
Mar. 22	N4	L	89-102	25 Texas

N1 - San Francisco, Calif.

N2 - UD Arena (Dayton, Ohio)

N3 - Hoosier Dome (Indianapolis, Ind.)

N4 - Reunion Arena (Dallas, Texas)

YEAR-BY-YEAR SCORES

1990-91 (22-10, 11-3 MCC)



**MIDWESTERN COLLEGIATE CONFERENCE
REGULAR SEASON CHAMPIONS
MIDWESTERN COLLEGIATE CONFERENCE
TOURNAMENT CHAMPIONS
NCAA TOURNAMENT SECOND ROUND**

F – Michael Davenport, Sr., 14.1 ppg. & 3.5 rpg.
F – Aaron Williams, So., 9.7 ppg. & 6.5 rpg.
C – Brian Grant, Fr., 11.6 ppg. & 8.5 rpg.
G – Jamie Gladden, So., 15.2 ppg. & 3.4 rpg. & 3.2 apg.
G – Jamal Walker, Sr., 13.7 ppg. & 3.6 rpg. & 5.1 apg.

XU AP

Nov. 24	CG	W	103-96	Mount Saint Mary's
Nov. 26	CG	W	82-56	Bethune-Cookman
Nov. 28	CG	L	94-100	Ball State
Dec. 1	A	W	62-59	Canisius
Dec. 5	CG	W	87-68	Loyola (Md.)
Dec. 8	CG	L	95-100	Miami (Ohio)
Dec. 22	CG	W	83-53	Winthrop
Dec. 30	CG	W	91-66	Detroit (MCC)
Jan. 2	CG	W	75-54	New Hampshire
Jan. 5	A	L	74-87	Fordham
Jan. 10	A	W	98-93	Marquette (MCC) (OT)
Jan. 12	A	W	81-74	Loyola of Chicago (MCC)
Jan. 15	CG	W	71-66	Massachusetts
Jan. 17	CG	W	100-85	Evansville (MCC)
Jan. 19	CG	L	56-58	Saint Louis (MCC)
Jan. 24	A	W	69-67	Detroit (MCC)
Jan. 26	A	L	88-92	South Florida
Jan. 30	A	L	56-69	Cincinnati
Feb. 2	A	L	74-95	Saint Louis (MCC)
Feb. 7	CG	W	71-66	Marquette (MCC)
Feb. 9	CG	W	87-74	Loyola of Chicago (MCC)
Feb. 12	CG	W	80-73	Butler (MCC)
Feb. 14	A	W	69-56	Evansville (MCC)
Feb. 17	A	L	79-83	Dayton (MCC)
Feb. 19	A	L	83-91	Wright State
Feb. 23	A	W	105-93	Butler (MCC)
Mar. 2	CG	W	102-79	Dayton (MCC)

MIDWESTERN COLLEGIATE CONFERENCE TOURNAMENT

Mar. 7	N1	W	66-59	Detroit
Mar. 8	A	W	90-71	Dayton
Mar. 10	N1	W	81-68	Saint Louis

NCAA TOURNAMENT

Mar. 14	N2	W	89-84	#11 Nebraska
Mar. 16	N2	L	50-66	Connecticut
N1 - UD Arena (Dayton, Ohio)				
N2 - Metrodome (Minneapolis, Minn.)				

1991-92 (15-12, 7-3 MCC)



F – Aaron Williams, Jr., 13.9 ppg. & 8.0 rpg.
F – Tyrice Walker, So., 6.4 ppg. & 3.7 rpg.
C – Brian Grant, So., 11.8 ppg. & 9.1 rpg.
G – Jamie Gladden, Jr., 19.4 ppg. & 2.4 rpg.
G – Michael Hawkins, Fr., 7.7 ppg. & 2.8 rpg. & 4.4 apg.

XU AP

Nov. 30	CG	W	94-65	Colgate
Dec. 2	CG	W	75-59	Samford
Dec. 4	CG	W	77-74	Northern Illinois
Dec. 7	A	L	72-91	Massachusetts
Dec. 11	A	W	73-65	Kent State
Dec. 14	A	L	58-73	Miami (Ohio)
Dec. 21	CG	L	104-108	Duquesne
Dec. 27	CG	L	79-82	East Tennessee State
Dec. 30	A	W	84-74	Northern Illinois

Jan. 4	A	W	91-59	New Hampshire
Jan. 11	CG	W	84-80	Detroit (MCC)
Jan. 13	A	W	83-56	Winthrop
Jan. 18	A	W	75-73	Loyola of Chicago (MCC)
Jan. 21	CG	W	77-69	Dayton (MCC)
Jan. 25	A	L	88-93	Detroit (OT) (MCC)
Jan. 29	CG	L	75-93	Cincinnati
Feb. 1	CG	W	76-63	Evansville (MCC)
Feb. 5	A	L	52-68	Loyola (Md.)
Feb. 8	RC	L	73-86	Louisville
Feb. 10	CG	W	69-56	Loyola of Chicago (MCC)
Feb. 18	A	W	98-75	Butler (MCC)
Feb. 22	A	L	73-82	Evansville (MCC)
Feb. 26	CG	W	80-78	Fordham (OT)
Feb. 29	A	W	72-56	Dayton (MCC)
Mar. 3	A	L	86-87	Notre Dame
Mar. 7	CG	L	86-96	Butler (MCC)

MIDWESTERN COLLEGIATE CONFERENCE TOURNAMENT

Mar. 13	RC	L	61-78	Butler
---------	----	---	-------	--------

1992-93 (24-6, 12-2 MCC)



**MIDWESTERN COLLEGIATE CONFERENCE
REGULAR SEASON CO-CHAMPIONS
NCAA TOURNAMENT SECOND ROUND**

F – Aaron Williams, Sr., 10.9 ppg. & 7.1 rpg.
C – Brian Grant, Jr., 18.5 ppg. & 9.4 rpg.
G – Jamie Gladden, Sr., 14.4 ppg. & 2.1 rpg.
G – Michael Hawkins, So., 8.1 ppg. & 2.5 rpg. & 3.71 apg.
G – Steve Gentry, Jr., 7.1 ppg. & 2.8 rpg. & 3.67 apg.

XU AP

Dec. 1	CG	W	113-73	Huntington
Dec. 7	A	W	81-78	Ball State (OT)
Dec. 9	CG	W	72-56	Kent State
Dec. 12	CG	W	70-67	Miami (Ohio)
Dec. 18	N1	W	74-66	Delaware
Dec. 20	N1	W	75-60	Rice
Dec. 30	CG	W	88-54	Wichita State
Jan. 4	CG	W	75-60	Notre Dame
Jan. 9	A	L	90-97	Detroit (OT) (MCC)
Jan. 11	A	L	73-76	Louisville
Jan. 16	A	W	85-58	Dayton (MCC)
Jan. 19	CG	W	56-53	South Florida
Jan. 21	CG	W	63-59	Butler (MCC)
Jan. 23	A	W	74-68	Evansville (MCC)
Jan. 27	A	L	67-78	#4 Cincinnati
Jan. 30	A	W	81-64	Loyola of Chicago (MCC)
Feb. 4	CG	W	56-49	La Salle (MCC)
Feb. 6	CG	W	85-79	Duquesne (MCC)
Feb. 13	CG	W	53-46	Dayton (MCC)
Feb. 17	CG	W	74-63	Evansville (MCC)
Feb. 20	A	W	80-66	Butler (MCC)
Feb. 25	CG	W	68-65	24 Loyola of Chicago (MCC)
Feb. 27	CG	W	93-74	24 Detroit (MCC)
Mar. 2	A	W	73-58	18 La Salle (MCC)
Mar. 6	A	L	72-88	18 Duquesne (MCC)

MIDWESTERN COLLEGIATE CONFERENCE TOURNAMENT

Mar. 11	N2	W	60-50	22 Loyola of Chicago
Mar. 12	N2	W	67-41	22 Duquesne
Mar. 13	N2	L	69-80	22 Evansville

NCAA TOURNAMENT

Mar. 19	N3	W	73-55	New Orleans
Mar. 21	N3	L	70-73	#1 Indiana
N1 - Tokyo, Japan				
N2 - Market Square Arena (Indianapolis, Ind.)				
N3 - Hoosier Dome (Indianapolis, Ind.)				

1993-94 (22-8, 8-2 MCC)



**MIDWESTERN COLLEGIATE CONFERENCE
REGULAR SEASON CHAMPIONS
NATIONAL INVITATION TOURNAMENT
QUARTERFINALIST**

F – Tyrice Walker, Sr., 14.6 ppg. & 4.9 rpg.
F – Larry Sykes, Jr., 8.4 ppg. & 5.7 rpg.
C – Brian Grant, Sr., 16.7 ppg. & 9.9 rpg.
G – Jeff Massey, Jr., 12.7 ppg. & 2.1 rpg.
G – Steve Gentry, Sr., 6.1 ppg. & 2.5 rpg. & 6.1 apg.

XU AP

Nov. 29	CG	W	97-49	Marietta
Dec. 4	A	L	60-82	#6 Duke
Dec. 6	CG	W	65-56	Hartford
Dec. 11	A	W	72-69	Miami (Ohio)
Dec. 18	CG	W	85-52	Virginia Tech
Dec. 20	CG	W	82-55	UNC Asheville
Dec. 30	A	W	92-66	Maryland-Baltimore Co.
Jan. 3	A	W	93-65	East Tennessee State
Jan. 8	CG	W	79-64	Brown
Jan. 9	CG	W	82-65	New Hampshire
Jan. 12	CG	W	57-46	25 Dayton
Jan. 15	A	W	86-80	25 Butler (MCC)
Jan. 19	CG	W	82-76	22 #19 Cincinnati (OT)
Jan. 22	A	L	61-91	22 Evansville (MCC)
Jan. 24	A	W	88-62	Dayton
Jan. 26	CG	W	75-68	Detroit (MCC)
Jan. 29	CG	W	83-55	Loyola of Chicago (MCC)
Jan. 31	A	L	73-77	St. Francis (Pa.)
Feb. 5	A	W	73-66	La Salle (MCC)
Feb. 12	CG	L	92-93	25 George Wash. (2 OT)
Feb. 16	CG	W	93-73	Butler (MCC)
Feb. 19	A	L	82-86	Detroit (MCC)
Feb. 23	CG	L	76-79	Virginia Commonwealth
Feb. 26	CG	W	73-66	Evansville (MCC)
Mar. 1	A	W	98-76	Loyola of Chicago (MCC)
Mar. 3	CG	W	79-77	La Salle (MCC)

MIDWESTERN COLLEGIATE CONFERENCE TOURNAMENT

Mar. 7	N1	L	75-79	Detroit
--------	----	---	-------	---------

NATIONAL INVITATION TOURNAMENT

Mar. 16	CG	W	80-68	Miami (Ohio)
Mar. 21	A	W	83-79	Northwestern (OT)
Mar. 23	A	L	74-76	Villanova

N1 - Hinkle Fieldhouse (Indianapolis, Ind.)

YEAR-BY-YEAR SCORES

1994-95 (23-5, 14-0 MCC)



Skip Prosser
Head Coach



MIDWESTERN COLLEGIATE CONFERENCE
REGULAR SEASON CHAMPIONS
NCAA TOURNAMENT

F – Pete Sears, Sr., 12.9 ppg. & 5.1 rpg.
F – Larry Sykes, Sr., 10.2 ppg. & 10.8 rpg.
F – T.J. Johnson, Fr., 11.9 ppg. & 5.3 rpg.
G – Jeff Massey, Sr., 18.9 ppg. & 3.7 rpg.
G – Michael Hawkins, Sr., 14.1 ppg. & 3.3 rpg. & 5.8 apg.

XU AP

Nov. 25	CG	W	104-67	IUPUI
Nov. 30	CG	W	89-70	Miami (Ohio)
Dec. 3	CG	W	86-51	Loyola (Md.)
Dec. 5	A	L	55-82	Virginia Tech
Dec. 10	A	W	85-68	Hartford
Dec. 17	CG	W	90-71	#19 Ohio
Dec. 19	CG	W	99-73	Dayton
Dec. 21	CG	W	101-65	Cal State Northridge
Dec. 28	CG	W	77-58	Maryland-Baltimore County
Jan. 5	A	W	84-69	Cleveland State (MCC)
Jan. 7	A	W	72-63	Detroit (MCC)
Jan. 9	A	L	80-87	Cincinnati
Jan. 14	CG	W	75-72	La Salle (MCC)
Jan. 18	A	W	81-73	Wright State (MCC)
Jan. 21	A	L	73-84	Notre Dame
Jan. 26	CG	W	96-76	Wiscon-Milwaukee (MCC)
Jan. 28	A	W	106-84	Northern Illinois (MCC)
Jan. 30	A	W	81-75	Loyola of Chicago (MCC)
Feb. 2	CG	W	93-75	Cleveland State (MCC)
Feb. 4	CG	W	72-65	Detroit (MCC)
Feb. 9	A	W	84-77	La Salle (MCC)
Feb. 11	CG	W	76-55	Wiscon-Green Bay (MCC)
Feb. 15	CG	W	94-84	Wright State (MCC)
Feb. 18	A	W	88-75	George Washington
Feb. 23	CG	W	93-90	Illinois-Chicago (MCC)
Feb. 25	A	W	81-66	Butler (MCC)

MIDWESTERN COLLEGIATE CONFERENCE TOURNAMENT

Mar. 4 N1 L 70-71 25 Wright State

NCAA TOURNAMENT

Mar. 17 N2 L 63-68 #22 Georgetown
N1 - Nutter Center (Dayton, Ohio)
N2 - Tallahassee/Leon Co. Civic Center (Tallahassee, Fla.)

1995-96 (13-15, 8-8 A-10)



XAVIER'S FIRST SEASON IN THE ATLANTIC 10 CONFERENCE

F – T.J. Johnson, So., 10.6 ppg. & 6.8 rpg.
C – Kevin Carr, Jr., 9.8 ppg. & 6.4 rpg.
G – Darnell Williams, Fr., 12.3 ppg. & 4.3 rpg.
G – Lenny Brown, Fr., 12.5 ppg. & 4.1 rpg.
G – Gary Lumpkin, Fr., 11.2 ppg. & 2.7 rpg. & 3.2 apg.

XU AP

Nov. 25	CG	W	88-61	St. Francis (Pa.)
Nov. 30	A	L	75-81	Virginia Commonwealth
Dec. 2	CG	W	109-78	Long Island
Dec. 6	A	L	71-85	Miami (Ohio)
Dec. 9	A	L	72-103	Ohio
Dec. 16	CG	W	87-57	Delaware State
Dec. 20	A	L	67-73	Kansas State
Dec. 23	CG	L	70-72	Notre Dame
Dec. 30	CG	W	78-59	Morgan State
Jan. 6	A	W	69-60	La Salle (A-10)
Jan. 9	A	L	56-73	Temple (A-10)
Jan. 13	CG	W	74-61	Fordham (A-10)
Jan. 17	CG	L	90-99	#3 Cincinnati
Jan. 20	A	W	76-62	St. Bonaventure (A-10)
Jan. 25	CG	W	60-59	La Salle (A-10)
Jan. 27	A	L	55-61	Dayton (A-10)
Jan. 31	CG	W	84-71	Saint Joseph's (A-10)
Feb. 4	CG	L	74-78	#1 Mass. (OT) (A-10)
Feb. 7	A	L	69-77	George Washington (A-10)
Feb. 10	CG	L	73-78	#11 Virginia Tech (A-10)
Feb. 17	A	L	70-87	Rhode Island (A-10)
Feb. 20	CG	W	102-95	Dayton (A-10)
Feb. 24	CG	W	116-105	Duquesne (OT) (A-10)
Feb. 26	CG	L	77-81	#24 George Wash. (A-10)
Feb. 29	A	L	61-70	#16 Virginia Tech (A-10)
Mar. 3	A	W	76-75	Duquesne (A-10)

ATLANTIC 10 CONFERENCE TOURNAMENT

Mar. 6 N1 W 61-54 Fordham
Mar. 7 N1 L 50-67 Temple
N1 - Philadelphia Civic Center (Philadelphia, Pa.)

1996-97 (23-6, 13-3 A-10)



ATLANTIC 10 CONFERENCE WEST DIVISION
REGULAR SEASON CHAMPIONS

XAVIER'S FIRST ATLANTIC 10 CONFERENCE
REGULAR SEASON CHAMPIONSHIP

NCAA TOURNAMENT SECOND ROUND

F – Torraye Braggs, Jr., 13.9 ppg. & 7.4 rpg.
F – T.J. Johnson, Jr., 7.8 ppg. & 5.0 rpg.
G – Lenny Brown, So., 15.6 ppg. & 3.8 rpg. & 3.5 apg.
G – Gary Lumpkin, So., 14.7 ppg. & 2.9 rpg. & 4.3 apg.
G – Darnell Williams, So., 10.8 ppg. & 4.0 rpg.
Note: 6th man James Posey (So.) led team at 7.8 rpg.

XU AP

Nov. 23	CG	W	98-73	Western Kentucky
Nov. 26	A	W	71-69	#1 Cincinnati
Nov. 30	CG	W	92-71	Miami (Ohio)
Dec. 2	CG	W	95-64	Florida A&M
Dec. 5	A	W	81-65	Loyola Marymount
Dec. 10	CG	W	94-86	19 Long Island

Dec. 14	CG	W	79-43	19 Hofstra
Dec. 21	A	W	113-111	17 Akron (3OT)
Dec. 29	CG	W	95-54	17 Kansas State
Jan. 4	CG	W	102-67	17 Virginia Tech (A-10)
Jan. 7	A	L	91-98	12 Dayton (A-10)
Jan. 11	A	W	75-64	12 Fordham (A-10)
Jan. 16	RC	L	85-87	14 Tulane
Jan. 19	CG	W	68-64	14 Temple (OT) (A-10)
Jan. 23	A	W	62-61	16 George Wash. (A-10)
Jan. 25	CG	L	70-78	16 Duquesne (A-10)
Jan. 28	CG	W	91-79	20 Rhode Island (A-10)
Feb. 1	A	W	87-84	20 Mass. (OT) (A-10)
Feb. 3	A	W	83-67	20 La Salle (A-10)
Feb. 8	A	L	65-79	17 Saint Joseph's (A-10)
Feb. 12	CG	W	79-53	19 Dayton (A-10)
Feb. 15	CG	W	87-76	19 George Wash. (A-10)
Feb. 20	A	W	82-74	16 Duquesne (A-10)
Feb. 22	CG	W	79-67	16 La Salle (A-10)
Feb. 27	CG	W	83-59	14 St. Bonaventure (A-10)
Mar. 2	A	W	81-72	14 Virginia Tech (A-10)

ATLANTIC 10 CONFERENCE TOURNAMENT

Mar. 6 N1 L 62-69 11 Temple (OT)

NCAA TOURNAMENT

Mar. 13 N2 W 80-68 13 Vanderbilt

Mar. 15 N2 L 83-96 13 #7 UCLA

N1 - The Spectrum (Philadelphia, Pa.)
N2 - The Palace of Auburn Hills (Auburn Hills, Mich.)

1997-98 (22-8, 11-5 A-10)



ATLANTIC 10 CONFERENCE WEST DIVISION

REGULAR SEASON CO-CHAMPIONS

ATLANTIC 10 CONFERENCE TOURNAMENT CHAMPIONS

XAVIER'S FIRST ATLANTIC 10 CONFERENCE

TOURNAMENT CHAMPIONSHIP

NCAA TOURNAMENT

F – Torraye Braggs, Sr., 13.0 ppg. & 8.2 rpg.
F – T.J. Johnson, Sr., 5.5 ppg. & 3.6 rpg.
G – Gary Lumpkin, Jr., 12.3 ppg. & 2.5 rpg. & 4.5 apg.
G – Darnell Williams, Jr., 17.3 ppg. & 3.9 rpg.
G – Lenny Brown, Jr., 14.7 ppg. & 3.5 rpg. & 3.5 apg.
Note: 6th man James Posey (Jr.) led team at 8.4 rpg.

XU AP

Nov. 19	CG	W	95-76	10 Toledo
Nov. 22	CG	W	97-73	10 Akron
Nov. 24	CG	W	118-61	10 Louisiana Monroe
Dec. 2	CG	W	88-54	9 Central Michigan
Dec. 6	A	W	93-60	9 Western Kentucky
Dec. 9	A	L	72-80	7 Miami (Ohio)
Dec. 13	CG	W	88-68	7 Cincinnati
Dec. 20	N1	L	84-86	10 #8 Purdue
Dec. 27	N2	W	73-56	13 DePaul
Dec. 30	CG	W	93-66	13 Butler
Jan. 3	A	L	77-80	13 St. Bonaventure (A-10)
Jan. 7	CG	W	104-67	19 La Salle (A-10)
Jan. 10	CG	W	77-43	19 Fordham (A-10)
Jan. 14	A	L	73-78	18 G. Washington (OT) (A-10)
Jan. 17	CG	W	77-66	18 Virginia Tech (A-10)
Jan. 20	CG	W	72-62	19 Saint Joseph's (A-10)
Jan. 24	A	L	82-93	19 Dayton (A-10)
Jan. 27	CG	W	93-71	24 Duquesne (A-10)
Jan. 31	A	W	79-73	24 Temple (A-10)
Feb. 2	A	W	91-59	24 La Salle (A-10)
Feb. 8	CG	L	62-73	21 #23 Mass. (A-10)
Feb. 14	A	W	74-63	19 Virginia Tech (A-10)
Feb. 16	CG	W	96-86	#17 George Wash. (A-10)
Feb. 21	A	W	83-62	19 Duquesne (A-10)
Feb. 24	A	L	68-69	Rhode Island (A-10)
Mar. 1	CG	W	89-84	Dayton (A-10)

ATLANTIC 10 CONFERENCE TOURNAMENT

Mar. 5 N3 W 68-44 St. Bonaventure

Mar. 6 N3 W 95-80 Rhode Island

Mar. 7 N3 W 77-63 George Washington

NCAA TOURNAMENT

Mar. 12 N4 L 68-69 23 Washington

N1 - Market Square Arena (Indianapolis, Ind.)

N2 - Gund Arena (Cleveland, Ohio)

N3 - The Spectrum (Philadelphia, Pa.)

N4 - MCI Center (Washington D.C.)

1998-99 (25-11, 12-4 A-10)



NATIONAL INVITATION TOURNAMENT THIRD PLACE

- F – James Posey, Sr., 16.9 ppg. & 8.9 rpg.
- F – Kevin Frey, Fr., 5.7 ppg. & 5.0 rpg.
- F – Aaron Turner, Fr., 5.4 ppg. & 5.2 rpg.
- G – Gary Lumpkin, Sr., 11.1 ppg. & 2.4 rpg. & 3.4 apg.
- G – Lenny Brown, Sr., 18.1 ppg. & 3.6 rpg. & 2.8 apg.

XU AP

Nov. 17	A	W	73-66	16	Butler
Nov. 21	CG	W	90-50	16	Chicago State
Nov. 23	CG	W	100-67	16	Morgan State
Nov. 26	N1	L	76-94	13	Pittsburgh
Nov. 27	N1	W	74-61	13	Colorado
Nov. 28	N1	L	69-82	13	San Francisco
Dec. 2	CG	W	64-56	23	Miami (Ohio)
Dec. 5	RC	L	57-71	23	#14 Purdue
Dec. 9	A	L	67-74		Toledo
Dec. 19	CG	W	88-58		Canisius
Dec. 21	CG	W	97-52		Loyola Marymount
Dec. 28	A	W	77-54		St. Mary's (Calif.)
Jan. 3	CG	W	87-83		Rhode Island (A-10)
Jan. 6	A	W	80-67		Virginia Tech (A-10)
Jan. 9	A	W	56-42		Duquesne (A-10)
Jan. 13	CG	W	62-57		St. Bonaventure (A-10)
Jan. 17	CG	W	81-61		George Washington (A-10)
Jan. 20	A	W	76-56		Fordham (A-10)
Jan. 23	CG	W	93-69		Virginia Tech (A-10)
Jan. 28	A	L	77-87		#5 Cincinnati
Jan. 30	A	L	86-91		Dayton (A-10)
Feb. 4	A	W	59-53		Saint Joseph's (A-10)
Feb. 6	A	L	75-88		La Salle (A-10)
Feb. 9	CG	W	72-54		Duquesne (A-10)
Feb. 14	CG	W	62-60		Temple (A-10)
Feb. 16	CG	W	88-71		La Salle (A-10)
Feb. 20	A	L	77-78		Massachusetts (A-10) (2OT)
Feb. 24	CG	W	90-62		Dayton (A-10)
Feb. 27	A	L	74-77		George Washington (A-10)

ATLANTIC 10 CONFERENCE TOURNAMENT

Mar. 4	N2	W	72-68		Massachusetts
Mar. 5	N2	L	64-76		Temple

NATIONAL INVITATION TOURNAMENT

Mar. 10	A	W	86-84		Toledo
Mar. 15	CG	W	87-76		Wake Forest
Mar. 17	CG	W	65-58		Princeton
Mar. 23	N3	L	76-79		Clemson
Mar. 25	N3	W	106-75		Oregon

- N1 - American Univ. (San Juan, Puerto Rico)
- N2 - First Union Spectrum (Philadelphia, Pa.)
- N3 - Madison Square Garden (New York, N.Y.)

1999-00 (21-12, 9-7 A-10)



NATIONAL INVITATION TOURNAMENT SECOND ROUND

- F – David West, Fr., 11.7 ppg. & 9.1 rpg.
- F – Kevin Frey, So., 8.8 ppg. & 5.1 rpg.
- F – Lloyd Price, So., 13.0 ppg. & 6.0 rpg.
- G – Maurice McAfee, Jr., 15.1 ppg. & 3.5 rpg. & 4.2 apg.
- G – Darnell Williams, Sr., 13.0 ppg. & 2.6 rpg.

XU AP

Nov. 20	CG	W	96-52		Maryland-Eastern Shore
Nov. 25	N1	W	81-79		Louisville
Nov. 26	N1	L	70-111		#10 Kansas
Nov. 27	N1	W	81-65		Washington
Dec. 4	CG	W	80-55		East Tennessee State
Dec. 8	A	L	58-67		Miami (Ohio)
Dec. 11	A	W	94-75		Central Michigan
Dec. 18	CG	W	66-64		#1 Cincinnati
Dec. 21	CG	W	92-48		St. Mary's (Calif.)

Dec. 27	CG	W	58-54		Princeton
Dec. 30	CG	W	84-55		Toledo
Jan. 2	A	L	63-65		Marquette
Jan. 6	CG	W	86-67		Virginia Tech (A-10)
Jan. 9	A	W	78-75		Rhode Island (A-10)
Jan. 11	A	L	72-76		Dayton (A-10)
Jan. 15	A	L	78-85		Duquesne (A-10)
Jan. 23	CG	L	49-80		La Salle (A-10)
Jan. 25	A	L	40-59		#23 Temple (A-10)
Jan. 30	CG	W	97-79		Fordham (A-10)
Feb. 2	CG	W	65-64		Dayton (OT) (A-10)
Feb. 5	A	L	67-78		George Washington (A-10)
Feb. 9	A	W	87-78		Canisius
Feb. 12	CG	W	87-77		Massachusetts (A-10)
Feb. 15	CG	W	95-66		Duquesne (A-10)
Feb. 19	A	L	65-73		Virginia Tech (A-10)
Feb. 22	CG	W	88-76		George Washington (A-10)
Feb. 27	A	W	71-60		La Salle (A-10)
Mar. 1	A	L	64-65		St. Bonaventure (A-10)
Mar. 5	CG	W	94-66		Saint Joseph's (A-10)

ATLANTIC 10 CONFERENCE TOURNAMENT

Mar. 8	N2	W	75-60		Rhode Island
Mar. 9	N2	L	69-72		St. Bonaventure

NATIONAL INVITATION TOURNAMENT

Mar. 15	CG	W	67-63		Marquette
Mar. 20	A	L	64-76		Notre Dame

- N1 - Great Alaska Shootout (Anchorage, Alaska)
- N2 - The Spectrum (Philadelphia, Pa.)

2000-01 (21-8, 12-4 A-10)



NCAA TOURNAMENT

- F – David West, So., 17.8 ppg. & 10.9 rpg.
- F – Lloyd Price, Jr., 9.2 ppg. & 4.4 rpg.
- F – Kevin Frey, Jr., 11.4 ppg. & 6.3 rpg.
- G – Romain Sato, Fr., 10.7 ppg. & 5.4 rpg.
- G – Maurice McAfee, Sr., 9.5 ppg. & 2.7 rpg. & 4.8 apg.

XU AP

Nov. 18	CC	W	68-54		Miami (Ohio)
Nov. 22	CC	W	93-75		Eastern Kentucky
Nov. 28	CC	W	65-55		Samford
Nov. 30	CC	W	86-68		Louisiana-Monroe
Dec. 2	A	L	46-61		#23 Wisconsin
Dec. 5	CC	W	75-49		San Francisco
Dec. 9	A	L	52-58		Princeton
Dec. 14	A	W	69-67		#17 Cincinnati
Dec. 16	CC	W	75-59		Marquette
Dec. 23	A	W	63-61		Toledo
Dec. 30	N1	W	71-60		Kent State
Jan. 3	A	W	82-71		Fordham (A-10)
Jan. 7	CC	W	81-66		La Salle (A-10)
Jan. 9	CC	L	64-75		Massachusetts (A-10)
Jan. 13	A	W	99-82		Rhode Island (A-10)
Jan. 16	A	W	76-74		George Washington (A-10)
Jan. 20	CC	W	86-73		Saint Joseph's (A-10)
Jan. 27	A	W	81-48		Duquesne (A-10)
Jan. 30	CC	W	82-72		Dayton (A-10)
Feb. 3	CC	W	71-63		G. Washington (OT) (A-10)
Feb. 7	A	L	76-79	24	Saint Joseph's (A-10)
Feb. 10	CC	W	78-71	24	Temple (A-10)
Feb. 14	A	L	49-59		Massachusetts (A-10)
Feb. 17	CC	W	79-65		Rhode Island (A-10)
Feb. 21	CC	W	77-60		St. Bonaventure (A-10)
Feb. 25	A	W	79-55		La Salle (A-10)
Mar. 4	A	L	62-65	25	Dayton (A-10)

ATLANTIC 10 CONFERENCE TOURNAMENT

Mar. 8	N2	L	74-83		George Washington
--------	----	---	-------	--	-------------------

NCAA TOURNAMENT

- Mar. 16 N3 | L | 71-83 | | #19 Notre Dame |- N1 - Gund Arena (Cleveland, Ohio)
- N2 - First Union Spectrum (Philadelphia, Pa.)
- N3 - Kemper Arena (Kansas City, Mo.)

2001-02 (26-6, 14-2 A-10)



Thad Matta
Head Coach



ATLANTIC 10 CONFERENCE WEST DIVISION
REGULAR SEASON CHAMPIONS
ATLANTIC 10 CONFERENCE TOURNAMENT CHAMPIONS
NCAA TOURNAMENT SECOND ROUND

- F – David West, Jr., 18.3 ppg. & 9.8 rpg.
- F – Kevin Frey, Sr., 8.5 ppg. & 5.7 rpg.
- F – Dave Young, Jr., 8.0 ppg. & 3.6 rpg.
- G – Romain Sato, So., 16.1 ppg. & 6.6 rpg.
- G – Lionel Chalmers, So., 12.0 ppg. & 3.4 rpg. & 4.2 apg.

XU AP

Nov. 17	CC	W	72-41		Coastal Carolina
Nov. 24	N1	L	60-72		#5 Missouri
Nov. 28	A	W	87-58		Miami (Ohio)
Dec. 1	A	W	87-72		San Francisco
Dec. 5	A	L	66-70		Purdue
Dec. 8	CC	W	108-57		Long Island
Dec. 10	CC	W	57-48		Wisconsin
Dec. 14	CC	L	55-75		Cincinnati
Dec. 20	CC	W	62-56		Kent State
Dec. 22	A	W	72-65		Creighton
Dec. 31	CC	W	68-59		Siena
Jan. 5	A	W	66-59		Dayton (A-10)
Jan. 9	CC	W	88-58		Fordham (A-10)
Jan. 12	CC	W	72-62		Richmond (A-10)
Jan. 17	A	W	71-63		George Washington (A-10)
Jan. 19	A	W	71-67		La Salle (A-10)
Jan. 23	A	W	67-49		Rhode Island (A-10)
Jan. 26	CC	W	75-59		Dayton (A-10)
Jan. 30	CC	W	79-65		Duquesne (A-10)
Feb. 2	A	W	67-64		Richmond (A-10)
Feb. 9	A	L	79-80		St. Bonaventure (A-10)
Feb. 14	CC	W	89-75		George Washington (A-10)
Feb. 16	CC	W	84-77		Saint Joseph's (A-10)
Feb. 20	A	L	56-67		Temple (A-10)
Feb. 24	A	W	80-66		Duquesne (A-10)
Feb. 28	CC	W	68-53		La Salle (A-10)
Mar. 2	CC	W	72-52		Massachusetts (A-10)

ATLANTIC 10 CONFERENCE TOURNAMENT

Mar. 7	N2	W	65-59	24	Massachusetts (OT)
Mar. 8	N2	W	66-59	24	Dayton
Mar. 9	N2	W	73-60	24	Richmond

NCAA TOURNAMENT

- Mar. 15 N3 | W | 70-58 | 22 | #25 Hawaii |- Mar. 17 N3 | L | 65-78 | 22 | #3 Oklahoma |- N1 - Conseco Fieldhouse (Indianapolis, Ind.)
- N2 - First Union Spectrum (Philadelphia, Pa.)
- N3 - American Airlines Arena (Dallas, Texas)

YEAR-BY-YEAR SCORES

2002-03 (26-6, 15-1 A-10)



ATLANTIC 10 CONFERENCE WEST DIVISION REGULAR SEASON CHAMPIONS NCAA TOURNAMENT SECOND ROUND

F – David West, Sr., 20.1 ppg. & 11.8 rpg. & 3.2 apg.
F – Anthony Myles, Jr., 10.2 ppg. & 6.8 rpg.
G – Romain Sato, Jr., 18.1 ppg. & 7.1 rpg.
G – Lionel Chalmers, Jr., 12.0 ppg. & 2.7 rpg.
G – Dedrick Finn, Fr., 7.6 ppg. & 2.1 rpg. & 4.3 apg.

XU AP

Nov. 18	CC	W	87-48	10	Saint Peter's (NIT)
Nov. 20	A	L	62-63	11	Stanford (NIT)
Nov. 24	CC	W	93-64	11	Florida A&M
Dec. 3	CC	W	74-59	16	Purdue
Dec. 7	A	W	50-44	16	Cincinnati
Dec. 9	CC	W	68-58	16	Miami (Ohio)
Dec. 14	N1	L	61-71	13	#24 Mississippi State
Dec. 20	CC	W	87-58	21	Ball State
Dec. 23	A	W	96-88	21	Siena
Dec. 28	CC	W	84-60	24	Eastern Kentucky
Dec. 31	CC	W	75-73	19	#15 Creighton
Jan. 4	A	L	58-65	19	#1 Alabama
Jan. 7	CC	L	59-67	21	Richmond (A-10)
Jan. 11	CC	W	99-83	21	St. Bonaventure (A-10)
Jan. 14	CC	W	80-47		La Salle (A-10)
Jan. 18	A	W	86-73		Massachusetts (A-10)
Jan. 21	CC	W	93-58		Duquesne (A-10)
Jan. 25	A	W	75-61		Fordham (A-10)
Feb. 1	A	W	66-52		Richmond (A-10)
Feb. 4	A	W	80-68	20	George Wash. (A-10)
Feb. 8	CC	W	85-77	20	Dayton (A-10)
Feb. 15	CC	W	93-70	18	Rhode Island (A-10)
Feb. 19	A	W	93-71	14	La Salle (A-10)
Feb. 22	A	W	73-72	14	#25 Dayton (A-10)
Feb. 26	A	W	80-78	13	Duquesne (OT) (A-10)
Mar. 1	CC	W	71-70	13	George Wash. (A-10)
Mar. 5	A	W	88-80	11	St. Joseph's (OT) (A-10)
Mar. 8	CC	W	96-65	11	Temple (A-10)

ATLANTIC 10 CONFERENCE TOURNAMENT

Mar. 13	N2	W	78-73	10	George Washington
Mar. 14	N2	L	57-63	10	Temple

NCAA TOURNAMENT

Mar. 21	N3	W	71-59	12	Troy
Mar. 23	N3	L	64-77	12	#17 Maryland

N1 - Madison Square Garden (New York, N.Y.)
N2 - UD Arena (Dayton, Ohio)
N3 - Gaylord Entertainment Center (Nashville, Tenn.)

2003-04 (26-11, 10-6 A-10)



ATLANTIC 10 CONFERENCE TOURNAMENT CHAMPIONS NCAA TOURNAMENT ELITE EIGHT

F – Justin Doellman, Fr., 7.3 ppg. & 3.6 rpg.
F – Justin Cage, Fr., 4.6 ppg. & 3.4 rpg.
F – Anthony Myles, Sr., 10.6 ppg. & 6.9 rpg.
G – Lionel Chalmers, Sr., 16.6 ppg. & 3.3 rpg. & 3.2 apg.
G – Romain Sato, Sr., 16.3 ppg. & 8.0 rpg.
Note: 6th man Dedrick Finn (So.) led team at 3.4 apg.

XU AP

Nov. 15	CC	W	62-37		Coppin State (BCA Classic)
Nov. 16	CC	W	72-58		Mercer (BCA Classic)
Nov. 17	CC	W	76-66		Oakland (BCA Classic)
Nov. 25	A	L	63-75		Ball State
Nov. 29	N1	L	77-80		Indiana (OT)
Dec. 9	A	W	55-36		Miami (Ohio)
Dec. 13	A	L	70-82		Mississippi State
Dec. 20	CC	W	78-74		LA Lafayette
Dec. 23	A	L	61-68		Iowa State
Dec. 28	CC	W	75-58		Elon
Dec. 30	CC	W	93-76		Morehead State
Jan. 3	CC	W	68-47		Alabama
Jan. 11	A	W	81-67		Rhode Island (A-10)

Jan. 14	A	L	58-71		Duquesne (A-10)
Jan. 17	CC	L	73-81		#6 Saint Joseph's (A-10)
Jan. 21	CC	W	84-45		La Salle (A-10)
Jan. 25	CC	L	44-53		Richmond (A-10)
Jan. 28	A	L	60-81		George Washington (A-10)
Jan. 31	A	L	67-74		Dayton (A-10)
Feb. 3	CC	W	71-69		#10 Cincinnati
Feb. 7	CC	W	74-52		Fordham (A-10)
Feb. 10	A	W	62-51		Richmond (A-10)
Feb. 14	CC	W	64-44		Massachusetts (A-10)
Feb. 18	A	W	78-68		La Salle (A-10)
Feb. 21	CC	W	67-60		Dayton (A-10)
Feb. 25	A	W	65-49		St. Bonaventure (A-10)
Feb. 28	CC	L	68-74		Duquesne (A-10)
Mar. 3	CC	W	83-66		George Washington (A-10)
Mar. 6	A	W	70-69		Temple (A-10)

ATLANTIC 10 CONFERENCE TOURNAMENT

Mar. 10	N2	W	90-64		St. Bonaventure
Mar. 11	N2	W	87-67		#1 Saint Joseph's
Mar. 12	N2	W	70-47		George Washington
Mar. 13	A	W	58-49		Dayton

NCAA TOURNAMENT

Mar. 19	N3	W	80-70		Louisville
Mar. 21	N3	W	89-74		#8 Mississippi St.
Mar. 26	N4	W	79-71		#12 Texas
Mar. 28	N4	L	63-66		#6 Duke

N1 - Conesco Fieldhouse (Indianapolis, Ind.)
N2 - UD Arena (Dayton, Ohio)
N3 - TD Waterhouse Centre (Orlando, Fla.)
N4 - Georgia Dome (Atlanta, Ga.)

2004-05 (17-12, 10-6 A-10)



Sean Miller
Head Coach



F – Justin Cage, So., 11.1 ppg. & 5.6 rpg.
F – Justin Doellman, So., 10.9 ppg. & 6.0 rpg.
C – Brian Thornton, Jr., 10.7 ppg. & 5.8 rpg.
G – Stanley Burrell, Fr., 12.7 ppg. & 3.2 rpg.
G – Dedrick Finn, Jr., 8.1 ppg. & 2.2 rpg. & 4.2 apg.

XU AP

Nov. 19	CC	W	69-58		Oakland
Nov. 22	CC	L	54-66		Miami (Ohio)
Nov. 27	A	W	83-70		Miami (Fla.) (OT)
Nov. 30	CC	L	72-73		Creighton
Dec. 11	A	L	69-71		Tennessee
Dec. 18	CC	L	74-80		#20 Mississippi State
Dec. 21	CC	W	69-63		Lehigh
Dec. 28	CC	W	80-74		IPFW
Dec. 30	CC	W	69-46		Marshall
Jan. 3	CC	W	72-59		Iowa State
Jan. 8	A	L	86-90		Mass. (A-10) (3OT)
Jan. 12	CC	W	73-52		Duquesne (A-10)
Jan. 16	A	L	74-76		Fordham (A-10)
Jan. 19	CC	W	81-57		Richmond (A-10)
Jan. 22	CC	L	54-69		Temple (A-10)
Jan. 25	A	W	66-65		George Washington (A-10)
Jan. 29	A	L	59-67		Saint Joseph's (A-10)
Feb. 2	CC	W	62-50		La Salle (A-10)
Feb. 5	CC	W	77-63		Rhode Island (A-10)
Feb. 10	A	L	54-65		#21 Cincinnati
Feb. 13	A	W	83-72		Duquesne (A-10)
Feb. 16	CC	W	67-54		St. Bonaventure (A-10)
Feb. 19	A	L	55-59		Dayton (A-10)
Feb. 23	CC	W	81-62		George Washington (A-10)
Feb. 27	A	L	52-53		La Salle (A-10) (OT)
Mar. 2	A	W	73-64		Richmond (A-10)
Mar. 5	CC	W	74-65		Dayton (A-10)

ATLANTIC 10 CONFERENCE TOURNAMENT

Mar. 10	N1	W	83-70		La Salle
Mar. 11	N1	L	68-73		Saint Joseph's

N1 - U.S. Bank Arena (Cincinnati, Ohio)

2005-06 (21-11, 8-8 A-10)



ATLANTIC 10 CONFERENCE TOURNAMENT CHAMPIONS NCAA TOURNAMENT

F – Josh Duncan, So., 9.1 ppg. & 4.2 rpg.
F – Justin Cage, Jr., 10.5 ppg. & 5.4 rpg.
C – Justin Doellman, Jr., 11.0 ppg. & 6.7 rpg.
G – Stanley Burrell, So., 14.4 ppg. & 2.9 rpg. & 3.3 apg.
G – Johnny Wolf, Fr., 3.7 ppg. & 1.5 rpg. & 2.0 apg.
*C – Brian Thornton, Sr., 15.3 ppg. & 6.8 rpg.
* Started the first 21 games before suffering a season-ending injury on Feb. 11 vs. La Salle.
Note: 6th man Dedrick Finn (Sr.) led the team at 4.0 apg., although he did not play in any of the final eight games.

XU AP

Nov. 19	CC	W	80-35		Eastern Illinois
Nov. 26	N1	W	74-55		Purdue
Nov. 29	CC	W	81-56		Coppin State
Dec. 3	N2	L	62-65		#12 Illinois
Dec. 7	CC	W	79-51		Florida A&M
Dec. 11	A	W	75-65		Miami (Ohio)
Dec. 18	A	L	59-61		Creighton
Dec. 22	CC	W	78-54		Troy
Dec. 29	CC	W	73-56		Southern
Jan. 4	A	W	62-58		Saint Joseph's (A-10)
Jan. 7	CC	W	99-71		St. Bonaventure (A-10)
Jan. 9	CC	W	82-63		Eastern Kentucky
Jan. 14	A	W	78-65		Charlotte (A-10)
Jan. 19	CC	W	73-71		Cincinnati (OT)
Jan. 22	CC	L	54-59		Saint Louis (A-10)
Jan. 25	A	L	79-81		Temple (A-10)
Jan. 28	CC	W	60-55		Dayton (A-10)
Feb. 2	CC	L	85-89		#10 George Wash. (A-10)
Feb. 5	A	L	47-61		Saint Louis (A-10)
Feb. 8	A	W	63-51		Richmond (A-10)
Feb. 11	CC	L	70-79		La Salle (A-10)
Feb. 15	CC	W	84-64		Fordham (A-10)
Feb. 18	CC	W	91-70		Duquesne (A-10)
Feb. 21	A	L	62-66		Dayton (A-10)
Feb. 25	A	W	85-76		Rhode Island (A-10)
Feb. 28	CC	L	58-68		Saint Joseph's (A-10)
Mar. 4	A	L	56-65		Massachusetts (A-10)

ATLANTIC 10 CONFERENCE TOURNAMENT

Mar. 8	N3	W	75-66		Massachusetts
Mar. 9	N3	W	59-55		Charlotte
Mar. 10	N3	W	70-59		Fordham
Mar. 11	N3	W	62-61		Saint Joseph's

NCAA TOURNAMENT

Mar. 16	N4	L	75-79		Gonzaga
---------	----	---	-------	--	---------

N1 - Wooden Tradition at Conesco Fieldhouse (Indianapolis, Ind.)
N2 - United Center (Chicago, Ill.)
N3 - U.S. Bank Arena (Cincinnati, Ohio)
N4 - Jon M. Huntsman Center (Salt Lake City, Utah)

YEAR-BY-YEAR SCORES

2006-07 (25-9, 13-3 A-10)



ATLANTIC 10 CONFERENCE REGULAR SEASON CO-CHAMPIONS NCAA TOURNAMENT SECOND ROUND

- F - Justin Doellman, Sr., 13.7 ppg. & 5.5 rpg.
 - F - Justin Cage, Sr., 10.5 ppg. & 5.4 rpg.
 - F - Brandon Cole, Sr., 5.8 ppg. & 4.7 rpg.
 - G - Stanley Burrell, Jr., 12.4 ppg. & 2.0 rpg. & 2.4 apg.
 - G - Drew Lavender, Jr., 11.2 ppg. & 2.4 rpg. & 4.8 apg.
 - *F - Josh Duncan, Jr., 9.3 ppg. & 3.4 rpg.
- Note: Duncan started the first 20 games

XU AP

Nov. 11	CC	W	79-46	Coastal Carolina
Nov. 17	N1	W	70-67	Virginia Commonwealth
Nov. 19	N1	W	71-66	Villanova
Nov. 20	N1	L	56-63	#8 Alabama
Nov. 25	CC	W	86-68	American
Nov. 29	CC	W	68-53	Miami (Ohio)
Dec. 2	CC	W	95-61	Western Carolina
Dec. 5	CC	W	88-55	24 Detroit
Dec. 9	A	L	67-73	24 Creighton
Dec. 13	A	L	57-67	Cincinnati
Dec. 16	CC	W	76-58	Arizona State
Dec. 20	CC	L	67-68	Bucknell
Dec. 29	N2	W	65-59	Illinois
Jan. 3	N2	W	76-66	Kansas State
Jan. 6	CC	W	76-68	Temple (A-10)
Jan. 11	A	W	71-56	Fordham (A-10)
Jan. 13	A	L	65-76	Saint Louis (A-10)
Jan. 18	CC	W	83-77	Massachusetts (A-10)
Jan. 21	A	L	74-82	Saint Joseph's (A-10)
Jan. 24	A	W	92-66	St. Bonaventure (A-10)
Jan. 27	CC	W	83-67	Dayton (A-10)
Jan. 31	A	L	91-93	Duquesne (A-10)
Feb. 3	CC	W	91-57	Charlotte (A-10)
Feb. 7	CC	W	76-57	Saint Louis (A-10)
Feb. 10	A	W	87-58	George Washington (A-10)
Feb. 17	CC	W	71-50	Richmond (A-10)
Feb. 21	CC	W	98-72	Rhode Island (A-10)
Feb. 24	A	W	75-67	Dayton (A-10)
Feb. 28	CC	W	72-62	Saint Joseph's (A-10)
Mar. 3	A	W	76-65	La Salle (A-10)

ATLANTIC 10 CONFERENCE TOURNAMENT

Mar. 8	N3	W	72-51	Dayton
Mar. 9	N3	L	71-79	Rhode Island

NCAA TOURNAMENT

Mar. 15	N4	W	79-77	Brigham Young
Mar. 17	N4	L	71-78	#1 Ohio State (OT)

N1 - U.S. Virgin Islands Paradise Jam (St. Thomas, V.I.)
 N2 - U.S. Bank Arena (Cincinnati, Ohio)
 N3 - Boardwalk Hall (Atlantic City, N.J.)
 N4 - Rupp Arena (Lexington, Ky.)

2007-08 (30-7, 14-2 A-10)



ATLANTIC 10 CONFERENCE REGULAR SEASON CHAMPIONS NCAA TOURNAMENT ELITE EIGHT

- F - Josh Duncan, Sr., 12.4 ppg. & 4.7 rpg.
 - F - Derrick Brown, So., 10.9 ppg. & 6.5 rpg.
 - F - C.J. Anderson, Jr., 10.7 ppg. & 5.9 rpg.
 - G - Drew Lavender, Sr., 10.8 ppg. & 2.7 rpg. & 4.5 apg.
 - G - Stanley Burrell, Sr., 9.7 ppg. & 2.2 rpg. & 3.8 apg.
 - *C - Jason Love, So., 6.0 ppg. & 5.5 rpg.
- Note: Love started 21 out of the last 26 games

XU AP

Nov. 10	CC	W	90-59	Southeast Missouri State
Nov. 13	A	L	57-59	Miami (Ohio)
Nov. 20	CC	W	98-49	Coppin State
Nov. 23	N1	W	78-65	Kent State

Nov. 24	N1	W	80-65	#8 Indiana
Nov. 28	CC	W	93-68	Oakland
Dec. 1	CC	W	90-49	23 Belmont
Dec. 5	CC	W	79-66	21 Creighton
Dec. 12	CC	W	64-59	17 Cincinnati
Dec. 15	A	L	55-77	17 Arizona State
Dec. 22	CC	L	75-82	#12 Tennessee
Dec. 28	CC	W	65-33	Delaware State
Dec. 31	N2	W	103-77	Kansas State
Jan. 3	CC	W	108-70	Virginia
Jan. 6	A	W	80-57	Auburn
Jan. 9	CC	W	83-68	24 St. Bonaventure (A-10)
Jan. 12	CC	W	68-50	Fordham (A-10)
Jan. 16	A	L	59-78	20 Temple (A-10)
Jan. 19	A	W	74-66	20 George Wash. (A-10)
Jan. 24	CC	W	69-43	23 #16 Dayton (A-10)
Jan. 27	A	W	77-65	23 Massachusetts (A-10)
Feb. 2	CC	W	75-62	15 La Salle (A-10)
Feb. 7	A	W	70-68	13 Saint Louis (A-10)
Feb. 10	CC	W	76-72	13 Saint Joseph's (A-10)
Feb. 13	A	W	62-60	12 Charlotte (A-10)
Feb. 18	A	W	81-77	10 Rhode Island (A-10)
Feb. 21	CC	W	75-48	10 Duquesne (A-10)
Feb. 24	A	W	57-51	10 Dayton (A-10)
Mar. 1	CC	W	66-56	9 George Wash. (A-10)
Mar. 6	A	L	66-71	8 Saint Joseph's (A-10)
Mar. 8	CC	W	86-61	8 Richmond (A-10)

ATLANTIC 10 CONFERENCE TOURNAMENT

Mar. 13	N3	W	74-65	10 Dayton
Mar. 14	N3	L	53-61	10 Saint Joseph's

NCAA TOURNAMENT

Mar. 20	N4	W	73-61	12 Georgia
Mar. 22	N4	W	85-78	12 #20 Purdue
Mar. 27	N5	W	79-75	12 West Virginia (OT)
Mar. 29	N5	L	57-76	12 #3 UCLA

- N1 - Sears Centre (Hoffman Estates, Ill.)
- N2 - U.S. Bank Arena (Cincinnati, Ohio)
- N3 - Boardwalk Hall (Atlantic City, N.J.)
- N4 - Verizon Center (Washington D.C.)
- N5 - U.S. Airways Center (Phoenix, Ariz.)

2008-09 (27-8, 12-4 A-10)



ATLANTIC 10 CONFERENCE REGULAR SEASON CHAMPIONS NCAA TOURNAMENT SWEET 16

- F - Derrick Brown, Jr., 13.7 ppg. & 6.1 rpg.
- F - C. J. Anderson, Sr., 9.9 ppg. & 5.5 rpg.
- C - Jason Love, Jr., 6.7 ppg. & 5.9 rpg.
- G - B.J. Raymond, Sr., 14.1 ppg. & 4.1 rpg.
- G - Dante Jackson, So., 6.6 ppg. & 3.5 rpg. & 2.7 apg.

XU AP

Nov. 14	CC	W	71-43	IPFW
Nov. 17	CC	W	81-65	Toledo
Nov. 20	N1	W	75-71	Missouri
Nov. 21	N1	W	63-62	Virginia Tech (OT)
Nov. 23	N1	W	63-58	#13 Memphis
Nov. 29	CC	W	60-53	16 Miami (Ohio)
Dec. 3	CC	W	81-74	14 Auburn
Dec. 10	CC	W	78-56	10 Ohio
Dec. 13	A	W	76-66	10 Cincinnati
Dec. 20	N2	L	64-82	7 #6 Duke
Dec. 23	CC	L	65-74	14 Butler
Dec. 31	CC	W	78-57	22 Robert Morris
Jan. 3	A	W	84-70	22 Virginia
Jan. 8	CC	W	70-44	16 Saint Louis (A-10)
Jan. 11	A	W	86-60	16 Fordham (A-10)
Jan. 15	A	W	67-65	15 Rhode Island (A-10)
Jan. 18	CC	W	73-53	15 La Salle (A-10)
Jan. 21	A	W	84-64	15 St. Bonaventure (A-10)
Jan. 24	A	W	80-70	15 LSU
Jan. 28	CC	W	69-47	10 Charlotte (A-10)
Jan. 31	CC	W	82-80	10 Massachusetts (A-10)
Feb. 5	CC	W	83-74	9 Temple (A-10)
Feb. 7	A	L	68-72	9 Duquesne (A-10)
Feb. 11	A	L	58-71	14 Dayton (A-10)
Feb. 14	CC	W	88-53	14 Fordham (A-10)
Feb. 19	A	L	60-65	16 Charlotte (A-10)
Feb. 22	CC	W	71-53	16 George Wash. (A-10)
Feb. 26	A	W	68-54	19 Saint Joseph's (A-10)
Mar. 5	CC	W	76-59	17 Dayton (A-10)
Mar. 7	A	L	75-80	17 Richmond (A-10)

ATLANTIC 10 CONFERENCE TOURNAMENT

Mar. 12	N3	W	66-47	19 Saint Louis
---------	----	---	-------	----------------

Mar. 13	N3	L	53-55	19 Temple
---------	----	---	-------	-----------

NCAA TOURNAMENT

Mar. 20	N4	W	77-59	20 Portland State
Mar. 22	N4	W	60-49	20 Wisconsin
Mar. 26	N5	L	55-60	20 #4 Pittsburgh

N1 - Coliseo de Puerto Rico (San Juan, P.R.)
 N2 - Izod Center (East Rutherford, N.J.)
 N3 - Boardwalk Hall (Atlantic City, N.J.)
 N4 - Taco Bell Arena (Boise, Idaho)
 N5 - TD Banknorth Garden (Boston, Mass.)

2009-10 (26-9, 14-2 A-10)



Chris Mack
Head Coach



ATLANTIC 10 CONFERENCE REGULAR SEASON CO-CHAMPIONS NCAA TOURNAMENT SWEET 16

- F - Dante Jackson, Jr., 6.5 ppg. & 3.2 rpg. & 2.2 apg.
- F - Jamel McLean, Jr., 8.5 ppg. & 7.5 rpg.
- C - Jason Love, Sr., 11.8 ppg. & 8.7 rpg.
- G - Tu Holloway, So., 12.1 ppg. & 2.4 rpg. & 3.9 apg.
- G - Jordan Crawford, So., 20.5 ppg. & 4.7 rpg. & 2.9 apg.

XU AP

Nov. 13	CC	W	83-57	Youngstown State
Nov. 17	CC	W	101-57	Bowling Green
Nov. 21	CC	W	105-65	Sacred Heart
Nov. 26	N1	L	61-71	Marquette
Nov. 27	N1	W	80-67	Creighton
Nov. 29	N1	L	64-69	Baylor
Dec. 4	CC	W	77-61	Kent State
Dec. 8	A	L	56-71	Kansas State
Dec. 13	CC	W	83-79	#19 Cincinnati (2OT)
Dec. 19	A	L	68-69	#21 Butler
Dec. 23	CC	W	70-67	Miami (Ohio)
Dec. 29	CC	W	89-65	LSU
Jan. 3	A	L	92-96	Wake Forest (2OT)
Jan. 7	A	W	68-62	La Salle (A-10)
Jan. 10	A	W	76-69	George Washington (A-10)
Jan. 13	CC	W	86-74	Charlotte (A-10)
Jan. 16	CC	W	78-74	Dayton (A-10)
Jan. 20	A	L	72-77	#16 Temple (A-10)
Jan. 23	CC	W	72-61	Rhode Island (A-10)
Jan. 28	CC	W	86-50	Duquesne (A-10)
Jan. 31	CC	W	108-60	Fordham (A-10)
Feb. 3	A	W	87-79	Massachusetts (A-10)
Feb. 6	A	L	65-90	Dayton (A-10)
Feb. 13	A	W	76-64	Florida
Feb. 17	CC	W	88-52	Saint Joseph's (A-10)
Feb. 20	A	W	81-67	Charlotte (A-10)
Feb. 24	A	W	73-71	Saint Louis (A-10)
Feb. 28	CC	W	78-76	#23 Richmond (A-10) (2OT)
Mar. 3	A	W	82-56	25 Fordham (A-10)
Mar. 6	CC	W	93-72	25 St. Bonaventure (A-10)

ATLANTIC 10 CONFERENCE TOURNAMENT

Mar. 12	N2	W	78-73	24 Dayton
Mar. 13	N2	L	85-89	24 Richmond (OT)

NCAA TOURNAMENT

Mar. 19	N3	W	65-54	24 Minnesota
Mar. 21	N3	W	71-68	25 #18 Pittsburgh
Mar. 25	N4	L	96-101	25 #7 Kansas State (2OT)

N1 - The Milk House (Lake Buena Vista, Fla.)
 N2 - Boardwalk Hall (Atlantic City, N.J.)
 N3 - Bradley Center (Milwaukee, Wisc.)
 N4 - EnergySolutions Arena (Salt Lake City, Utah)

YEAR-BY-YEAR SCORES

2010-11 (24-8, 15-1 A-10)



ATLANTIC 10 CONFERENCE REGULAR SEASON CHAMPIONS NCAA TOURNAMENT SECOND ROUND

F – Jamel McLean, Sr., 10.6 ppg. & 8.4 rpg.
C – Kenny Frease, Jr., 11.7 ppg. & 7.1 rpg.
G – Mark Lyons, So., 13.6 ppg. & 3.1 rpg. & 3.1 apg.
G – Dante Jackson, Sr., 7.9 ppg. & 3.1 rpg. & 2.0 apg.
G – Tu Holloway, Jr., 19.7 ppg. & 5.0 rpg. & 5.4 apg.

XU AP

Nov. 12	CC	W	68-65	Western Michigan
Nov. 16	CC	W	76-66	IPFW (OT)
Nov. 19	N1	W	86-73	Iowa
Nov. 21	N1	W	57-52	Seton Hall
Nov. 22	N1	L	58-67	Old Dominion
Nov. 27	CC	W	94-90	Wofford (3OT)
Dec. 1	A	L	64-75	Miami (Ohio)
Dec. 9	CC	W	51-49	Butler
Dec. 18	CC	W	83-75	Wake Forest
Dec. 22	A	L	54-64	Gonzaga
Dec. 28	CC	W	88-64	Albany
Dec. 31	CC	L	67-71	Florida
Jan. 6	A	L	46-66	#24 Cincinnati
Jan. 9	A	W	72-45	Rhode Island (A-10)
Jan. 12	CC	W	79-50	Massachusetts (A-10)
Jan. 15	CC	W	81-76	Dayton (A-10)
Jan. 19	A	W	79-65	St. Bonaventure (A-10)
Jan. 22	CC	W	88-77	Temple (A-10)
Jan. 26	CC	W	81-74	George Washington (A-10)
Jan. 29	A	W	85-62	Richmond (A-10)
Feb. 2	A	L	62-66	Charlotte (A-10)
Feb. 5	CC	W	76-68	Saint Louis (A-10)
Feb. 8	A	W	65-57	Georgia
Feb. 13	A	W	71-63	Duquesne (A-10)
Feb. 16	A	W	74-54	24 Saint Joseph's (A-10)
Feb. 19	CC	W	79-72	24 Fordham (A-10)
Feb. 22	CC	W	100-62	25 La Salle (A-10)
Feb. 27	A	W	66-62	25 Dayton (A-10)
Mar. 2	CC	W	68-48	23 Charlotte (A-10)
Mar. 5	A	W	66-55	23 Saint Louis (A-10)

ATLANTIC 10 CONFERENCE TOURNAMENT

Mar. 11	N2	L	67-68	18 Dayton
---------	----	---	-------	-----------

NCAA TOURNAMENT

Mar. 18	N3	L	55-66	20 Marquette
N1 – UVI Sport and Fitness Center (St. Thomas, U.S. Virgin Islands)				
N2 – Boardwalk Hall (Atlantic City, N.J.)				
N3 – Quicken Loans Arena (Cleveland, Ohio)				

2011-12 (23-13, 10-6 A-10)



NCAA TOURNAMENT SWEET 16

F – Dezmine Wells, Fr., 9.8 ppg. & 4.9 rpg.
F – Andre Walker, Gr., 5.3 ppg. & 5.8 rpg.
C – Kenny Frease, Sr., 10.2 ppg. & 6.1 rpg.
G – Mark Lyons, Jr., 15.1 ppg. & 2.8 apg.
G – Tu Holloway, Sr., 17.5 ppg. & 4.9 apg.

XU AP

Nov. 11	CC	W	74-63	14 Morgan State
Nov. 15	CC	W	86-63	13 IPFW
Nov. 18	CC	W	66-60	13 Miami (Ohio)
Nov. 25	CC	W	70-56	12 Georgia
Nov. 28	A	W	82-70	11 #20 Vanderbilt (OT)
Dec. 3	CC	W	66-63	11 Purdue
Dec. 7	A	W	73-61	8 Butler
Dec. 10	CC	W	76-53	8 Cincinnati
Dec. 18	CC	L	42-64	8 Oral Roberts
Dec. 22	N1	L	59-68	14 Long Beach State
Dec. 23	N1	L	82-84	14 Hawaii (OT)
Dec. 25	N1	W	87-77	14 Southern Illinois
Dec. 31	CC	L	65-72	Gonzaga

Jan. 4	A	L	70-80	La Salle (A-10)
Jan. 7	A	W	67-59	Fordham (A-10)
Jan. 11	CC	W	78-50	Duquesne (A-10)
Jan. 14	CC	W	77-64	St. Bonaventure (A-10)
Jan. 18	CC	W	68-55	Saint Joseph's (A-10)
Jan. 21	A	L	72-87	Dayton (A-10)
Jan. 25	CC	L	68-73	Saint Louis (A-10)
Jan. 28	A	W	74-70	Charlotte (A-10)
Feb. 1	A	W	59-58	George Washington (A-10)
Feb. 4	A	L	68-72	Memphis
Feb. 8	CC	W	84-66	Rhode Island (A-10)
Feb. 11	A	L	72-85	Temple (A-10)
Feb. 18	CC	W	86-83	Dayton (A-10) (OT)
Feb. 21	A	L	73-80	Massachusetts (A-10)
Feb. 25	CC	W	65-57	Richmond (A-10)
Feb. 28	A	L	59-70	Saint Louis (A-10)
Mar. 3	CC	W	72-63	Charlotte (A-10)

ATLANTIC 10 CONFERENCE TOURNAMENT

Mar. 9	N2	W	70-69	Dayton
Mar. 10	N2	W	71-64	Saint Louis
Mar. 11	N2	L	56-67	St. Bonaventure

NCAA TOURNAMENT

Mar. 16	N3	W	67-63	Notre Dame
Mar. 18	N3	W	70-58	Lehigh
Mar. 23	N4	L	70-75	#9 Baylor
N1 – Stan Sheriff Center (Honolulu, Hawaii)				
N2 – Boardwalk Hall (Atlantic City, N.J.)				
N3 – Greensboro Coliseum (Greensboro, N.C.)				
N4 – Georgia Dome (Atlanta, Ga.)				

2012-13 (17-14, 9-7 A-10)



F – Travis Taylor, Sr., 11.9 ppg. & 9.0 rpg.
F – Justin Martin, So., 7.9 ppg. & 4.7 rpg.
F – Jeff Robinson, Sr., 6.8 ppg. & 4.8 rpg.
G – Semaj Christon, Fr., 15.2 ppg. & 2.9 rpg. & 4.6 apg.
G – Dee Davis, So., 8.2 ppg. & 1.7 rpg. & 3.4 apg.

XU AP

Nov. 9	CC	W	117-75	Farleigh Dickinson
Nov. 13	CC	W	62-47	Butler
Nov. 17	CC	W	61-59	Robert Morris
Nov. 22	N1	L	67-70	Pacific
Nov. 23	N1	W	69-65	Drexel
Nov. 25	N1	W	74-70	Drake
Dec. 1	A	W	63-57	Purdue
Dec. 6	CC	L	64-66	Vanderbilt (OT)
Dec. 9	CC	W	62-55	Kent State
Dec. 19	N2	L	45-60	#11 Cincinnati
Dec. 22	CC	L	55-56	Wofford
Dec. 29	A	L	47-51	Tennessee
Jan. 2	A	L	59-66	Wake Forest
Jan. 10	CC	W	57-52	Temple (A-10)
Jan. 12	CC	W	71-56	George Washington (A-10)
Jan. 16	A	W	66-64	St. Bonaventure (A-10)
Jan. 19	CC	W	70-63	La Salle (A-10)
Jan. 23	A	L	57-63	Charlotte (A-10)
Jan. 26	A	L	49-59	Saint Joseph's (A-10)
Jan. 30	CC	W	66-61	Dayton (A-10)
Feb. 2	A	L	71-73	Richmond (A-10)
Feb. 9	A	W	73-65	Duquesne (A-10)
Feb. 13	CC	W	79-66	Fordham (A-10)
Feb. 16	A	L	59-70	Dayton (A-10)
Feb. 20	A	W	55-42	Rhode Island (A-10)
Feb. 23	CC	L	71-75	#24 VCU (A-10)
Feb. 26	CC	W	64-62	#19 Memphis
Mar. 2	CC	L	72-77	Massachusetts (A-10)
Mar. 6	CC	W	77-66	#16 Saint Louis (A-10) (OT)
Mar. 9	A	L	62-67	Butler (A-10)

ATLANTIC 10 CONFERENCE TOURNAMENT

Mar. 14	N3	L	57-58	Saint Joseph's
N1 – Anaheim Convention Center (Anaheim, Calif.)				
N2 – U.S. Bank Arena (Cincinnati, Ohio)				
N3 – Barclays Center (Brooklyn, N.Y.)				

2013-14 (21-13, 10-8 BIG EAST)



BIG EAST CONFERENCE

NCAA TOURNAMENT

F – Justin Martin, Jr., 11.7 ppg. & 5.2 rpg.
F – Isaiah Philmore, Sr., 9.3 ppg. & 5.0 rpg.
C – Matt Stainbrook, Jr., 10.6 ppg. & 7.4 rpg. & 2.2 apg.
G – Semaj Christon, So., 17.0 ppg. & 2.7 rpg. & 4.2 apg.
G – Dee Davis, Jr., 7.7 ppg. & 1.8 rpg. & 4.7 apg.

XU AP

Nov. 8	CC	W	83-59	Gardner-Webb
Nov. 12	CC	W	67-63	Tennessee
Nov. 15	CC	W	79-56	Morehead St.
Nov. 20	CC	W	77-51	Miami (OH)
Nov. 25	CC	W	93-65	Abilene Christian
Nov. 28	N1	L	74-77	#23 Iowa (OT)
Nov. 29	N1	L	49-64	Tennessee
Nov. 30	N1	L	78-84	USC
Dec. 7	CC	W	85-73	Bowling Green (OT)
Dec. 10	CC	W	63-60	Evansville
Dec. 14	N2	W	64-47	Cincinnati
Dec. 21	A	W	77-74	Alabama
Dec. 28	CC	W	68-53	Wake Forest
Dec. 31	CC	W	70-68	St. John's (BIG EAST)
Jan. 4	CC	W	79-68	Butler (BIG EAST)
Jan. 9	CC	W	86-79	Marquette (BIG EAST)
Jan. 12	A	L	89-95	Creighton (BIG EAST)
Jan. 15	CC	W	80-67	Georgetown (BIG EAST)
Jan. 20	A	W	84-74	DePaul (BIG EAST)
Jan. 25	A	L	72-81	Providence (BIG EAST)
Feb. 1	CC	L	60-68	Seton Hall (BIG EAST)
Feb. 3	A	L	58-81	#6 Villanova (BIG EAST)
Feb. 8	CC	W	59-53	Providence (BIG EAST)
Feb. 11	A	W	64-50	Butler (BIG EAST)
Feb. 15	A	L	72-81	Marquette (BIG EAST)
Feb. 19	CC	W	83-64	DePaul (BIG EAST)
Feb. 22	A	L	52-74	Georgetown (BIG EAST)
Feb. 25	A	W	65-53	St. John's (BIG EAST)
Mar. 1	CC	W	75-69	#9 Creighton (BIG EAST)
Mar. 3	A	L	62-71	Seton Hall (BIG EAST)
Mar. 6	CC	L	70-77	#6 Villanova (BIG EAST)

BIG EAST CONFERENCE TOURNAMENT

Mar. 13	N3	W	68-65	Marquette
Mar. 14	N3	L	78-86	#14 Creighton

NCAA TOURNAMENT

Mar. 18	N4	L	59-74	North Carolina State
N1 – Imperial Arena (Paradise Island, Bahamas)				
N2 – U.S. Bank Arena (Cincinnati, Ohio)				
N3 – Madison Square Garden (New York, N.Y.)				
N4 – University of Dayton Arena (Dayton, Ohio)				

2014-15 (23-14, 9-9 BIG EAST)



NCAA TOURNAMENT

F – James Farr, Jr., 4.2 ppg. & 5.3 rpg.
C – Matt Stainbrook, Sr., 12.3 ppg. & 6.9 rpg. & 2.4 apg.
G – Remy Abell, Jr., 8.4 ppg. & 2.0 rpg.
G – Trevon Bluett, Fr., 11.0 ppg. & 4.2 rpg.
G – Dee Davis, Sr., 9.0 ppg. & 2.4 rpg. & 6.0 apg.

XU AP

Nov. 14	CC	W	93-60	Northern Arizona
Nov. 18	CC	W	97-74	Long Beach State
Nov. 21	CC	W	81-63	Stephen F. Austin
Nov. 24	CC	W	89-62	Murray State
Nov. 27	N1	W	82-71	San Diego
Nov. 28	N1	L	73-77	UTEP
Nov. 30	N2	L	70-73	Long Beach State

Dec. 6	CC	W	97-84	Alabama
Dec. 9	CC	W	66-43	IUPUI
Dec. 13	A	W	74-58	Missouri
Dec. 20	A	L	88-89	Auburn (20T)
Dec. 28	CC	W	71-57	Florida Gulf Coast
Dec. 31	CC	W	70-53	#25 Georgetown (BIG EAST)
Jan. 3	A	L	68-71	DePaul (BIG EAST)
Jan. 7	CC	W	69-58	#19 Seton Hall (BIG EAST)
Jan. 10	A	L	76-88	Butler (BIG EAST)
Jan. 14	A	L	75-88	#5 Villanova (BIG EAST)
Jan. 17	CC	W	62-58	Marquette (BIG EAST)
Jan. 22	A	L	66-69	Providence (BIG EAST) (OT)
Jan. 24	CC	W	89-76	DePaul (BIG EAST)
Jan. 27	A	W	66-53	#21 Georgetown (BIG EAST)
Jan. 31	A	L	82-90	Seton Hall (BIG EAST)
Feb. 4	CC	L	72-79	Creighton (BIG EAST) (OT)
Feb. 7	CC	W	78-69	Providence (BIG EAST)
Feb. 10	A	W	64-44	Marquette (BIG EAST)
Feb. 14	CC	L	70-78	St. John's (BIG EAST)
Feb. 18	A	W	59-57	Cincinnati
Feb. 21	CC	W	73-56	#19 Butler (BIG EAST)
Feb. 23	A	L	57-58	St. John's (BIG EAST)
Feb. 28	CC	L	66-78	#6 Villanova (BIG EAST)
Mar. 7	A	W	74-73	Creighton (BIG EAST)

BIG EAST CONFERENCE TOURNAMENT

Mar. 12	N3	W	67-61	#22 Butler (OT)
Mar. 13	N3	W	65-63	#23 Georgetown
Mar. 14	N3	L	52-69	#4 Villanova

NCAA TOURNAMENT

Mar. 19	N4	W	76-57	Ole Miss
Mar. 21	N4	W	75-67	Georgia State
Mar. 26	N5	L	60-68	#5 Arizona

N1 – Titan Gym (Fullerton, Calif.)
 N2 – Honda Center (Anaheim, Calif.)
 N3 – Madison Square Garden (New York, N.Y.)
 N4 – Veterans Memorial Arena (Jacksonville, Fla.)
 N5 – Staples Center (Los Angeles, Calif.)

2015-16 (28-6, 14-4 BIG EAST)



NCAA TOURNAMENT SECOND ROUND

F – Trevon Bluiett, So., 15.1 ppg. & 6.1 rpg.
 F – Jalen Reynolds, Jr., 9.6 ppg. & 6.5 rpg.
 G – Myles Davis, Jr., 10.8 ppg. & 4.1 apg.
 G – Edmond Sumner, Fr., 11.0 ppg. & 3.6 apg.
 G – Remy Abell, Sr., 6.4 ppg. & 1.5 apg.

XU AP

Nov. 13	CC	W	81-72	Miami (Ohio)
Nov. 17	CC	W	78-66	Missouri
Nov. 20	A	W	86-70	#24 Michigan
Nov. 23	CC	W	78-66	23 Northern Kentucky
Nov. 26	N1	W	64-45	23 Alabama
Nov. 27	N1	W	87-77	23 USC
Nov. 29	N1	W	90-61	23 Dayton
Dec. 5	CC	W	95-64	12 Western Kentucky
Dec. 8	CC	W	90-55	12 Wright State
Dec. 12	CC	W	65-55	12 #23 Cincinnati
Dec. 19	CC	W	85-61	10 Auburn
Dec. 22	A	W	78-70	6 Wake Forest
Dec. 31	A	L	64-95	6 #16 Villanova (BIG EAST)
Jan. 2	CC	W	88-69	6 #9 Butler (BIG EAST)
Jan. 6	A	W	74-66	10 St. John's (BIG EAST)
Jan. 12	CC	W	84-64	7 DePaul (BIG EAST)
Jan. 16	A	W	74-66	7 Marquette (BIG EAST)
Jan. 19	CC	L	72-81	5 Georgetown (BIG EAST)
Jan. 23	CC	W	84-76	5 Seton Hall (BIG EAST)
Jan. 26	A	W	75-68	7 #10 Providence (BIG EAST)
Jan. 30	A	W	86-65	7 DePaul (BIG EAST)
Feb. 3	CC	W	90-83	6 St. John's (BIG EAST)
Feb. 6	CC	W	90-82	6 Marquette (BIG EAST)
Feb. 9	A	L	56-70	5 Creighton (BIG EAST)
Feb. 13	A	W	74-57	5 Butler (BIG EAST)
Feb. 17	CC	W	85-74	8 #23 Providence (BIG EAST)
Feb. 20	A	W	88-70	8 Georgetown (BIG EAST)
Feb. 24	CC	W	90-83	5 #1 Villanova (BIG EAST)
Feb. 28	A	L	81-90	5 Seton Hall (BIG EAST)
Mar. 5	CC	W	98-93	5 Creighton (BIG EAST)

BIG EAST CONFERENCE TOURNAMENT

Mar. 10	N2	W	90-72	5 Marquette
Mar. 11	N2	L	83-87	5 Seton Hall

NCAA TOURNAMENT

Mar. 18	N3	W	71-53	9 Weber State
Mar. 20	N3	L	63-66	9 Wisconsin

N1 - HP Fieldhouse (Buena Vista, Fla.)

N2 - Madison Square Garden (New York, N.Y.)
 N3 - Scottrade Center (St. Louis, Mo.)

2016-17 (24-14, 9-9 BIG EAST)



NCAA TOURNAMENT ELITE EIGHT

F – RaShid Gaston, Sr., 7.4 ppg. & 5.9 rpg.
 G – Trevon Bluiett, Jr., 18.5 ppg., & 5.7 rpg. & 2.1 apg
 G – J.P. Macura, Jr., 14.4 ppg. & 4.4 rpg. & 2.9 apg
 G – Quentin Goodin, Fr., 5.1 ppg. & 2.0 rpg. & 3.4 apg.
 G – Malcolm Bernard, Sr., 6.6 ppg. & 4.1 rpg.

*Edmond Sumner, So., 15.0 ppg. & 4.3 rpg. & 5.0 apg.
 **Tyrique Jones, Fr., 4.2 ppg. & 3.1 rpg.
 **Started 20 of first 21 games; injured at St. John's on Jan. 29
 **Started 13 of the last 18 games

XU AP

Nov. 11	CC	W	84-81	7 Lehigh
Nov. 14	CC	W	86-53	11 Buffalo
Nov. 17	N1	W	83-82	11 Missouri (OT)
Nov. 18	N1	W	83-77	11 Clemson
Nov. 20	N1	W	67-59	11 Northern Iowa
Nov. 26	CC	W	64-42	9 Northern Iowa
Nov. 29	CC	W	85-55	7 North Dakota State
Dec. 3	A	L	61-76	7 #9 Baylor
Dec. 7	A	L	66-68	13 Colorado
Dec. 10	CC	W	77-69	13 Utah
Dec. 17	CC	W	69-65	17 Wake Forest
Dec. 20	CC	W	85-56	17 Eastern Washington
Dec. 28	CC	W	82-56	17 Providence (BIG EAST)
Dec. 31	A	W	81-76	17 Georgetown (BIG EAST)
Jan. 7	CC	W	97-82	16 St. John's (BIG EAST)
Jan. 10	A	L	54-79	15 #3 Villanova (BIG EAST)
Jan. 14	A	L	78-83	15 #12 Butler (BIG EAST)
Jan. 16	CC	L	67-72	22 #7 Creighton (BIG EAST)
Jan. 22	CC	W	86-75	22 Georgetown (BIG EAST)
Jan. 26	A	L	78-86	24 #19 Cincinnati
Jan. 29	A	W	82-77	24 St. John's (BIG EAST)
Feb. 1	CC	W	72-70	24 Seton Hall (BIG EAST)
Feb. 4	A	W	82-80	24 #22 Creighton (BIG EAST)
Feb. 8	CC	W	72-61	24 DePaul (BIG EAST)
Feb. 11	CC	L	57-73	24 #2 Villanova (BIG EAST)
Feb. 15	A	L	63-75	24 Providence (BIG EAST)
Feb. 18	A	L	61-83	24 Marquette (BIG EAST)
Feb. 22	A	L	64-71	24 Seton Hall (BIG EAST)
Feb. 26	CC	L	79-88	24 #22 Butler (BIG EAST)
Mar. 1	CC	L	84-95	24 Marquette (BIG EAST)
Mar. 4	A	W	79-65	24 DePaul (BIG EAST)

BIG EAST CONFERENCE TOURNAMENT

Mar. 8	N2	W	75-64	DePaul
Mar. 9	N2	W	62-57	#18 Butler
Mar. 10	N2	L	72-75	Creighton

NCAA TOURNAMENT

Mar. 16	N3	W	76-65	Maryland
Mar. 18	N3	W	91-66	#16 Florida State
Mar. 23	N4	W	73-71	#4 Arizona
Mar. 25	N4	L	59-83	#2 Gonzaga

N1 – HP Fieldhouse (Orlando, Fla.)
 N2 – Madison Square Garden (New York, N.Y.)
 N3 – Amway Center (Orlando, Fla.)
 N4 – SAP Center (San Jose, Calif.)

2017-18 (29-6, 15-3 BIG EAST)



BIG EAST REGULAR SEASON CHAMPIONS

NCAA TOURNAMENT SECOND ROUND

F – Najj Marshall, Fr., 7.7 ppg. & 4.4 rpg. & 1.6 apg. *
 F – Kerem Kanter, Sr., 10.9 ppg. & 4.5 rpg. **
 G – Trevon Bluiett, Sr., 19.3 ppg., & 5.5 rpg. & 2.5 apg
 G – J.P. Macura, Sr., 12.9 ppg. & 4.5 rpg. & 2.9 apg.
 G – Quentin Goodin, So., 8.7 ppg. & 2.9 rpg. & 4.9 apg.
 *Started 16 of the last 17 games
 **Started 15 of the last 17 games

Tyrique Jones, So., 7.0 ppg. & 4.5 rpg., started 19 games
 Kaiser Gates, Jr., 7.2 ppg. & 4.6 rpg. started 18 games

XU AP

Nov. 10	CC	W	101-49	17 Morehead State
Nov. 13	CC	W	101-75	15 Rider
Nov. 16	A	W	80-70	15 Wisconsin
Nov. 20	CC	W	96-60	15 Hampton
Nov. 23	N1	W	83-64	15 George Washington
Nov. 24	N1	L	86-102	15 Arizona State
Nov. 28	CC	W	76-63	21 #16 Baylor
Dec. 2	CC	W	89-76	21 #11 Cincinnati
Dec. 6	CC	W	96-70	13 Kent State
Dec. 9	CC	W	96-69	13 Colorado
Dec. 16	CC	W	68-66	10 East Tennessee State
Dec. 19	CC	W	81-77	9 Marshall
Dec. 22	A	W	77-67	9 Northern Iowa
Dec. 27	A	W	91-87	6 Marquette (BIG EAST)
Dec. 30	CC	W	77-72	6 DePaul (BIG EAST)
Jan. 2	CC	W	86-79	5 Butler (BIG EAST)
Jan. 6	A	L	72-81	5 Providence (BIG EAST)
Jan. 10	A	L	65-89	10 #1 Villanova (BIG EAST)
Jan. 13	CC	W	92-70	10 #25 Creighton (BIG EAST)
Jan. 17	CC	W	88-82	11 St. John's (BIG EAST)
Jan. 20	A	W	73-64	11 #19 Seton Hall (BIG EAST)
Jan. 24	CC	W	89-70	8 Marquette (BIG EAST)
Jan. 30	A	W	73-68	6 St. John's (BIG EAST)
Feb. 3	CC	W	96-91	6 Georgetown (BIG EAST) (OT)
Feb. 6	A	W	98-93	5 Butler (BIG EAST) (OT)
Feb. 10	A	W	72-71	5 Creighton (BIG EAST)
Feb. 14	CC	W	102-90	4 Seton Hall (BIG EAST)
Feb. 17	CC	L	79-95	4 #3 Villanova (BIG EAST)
Feb. 21	A	W	89-77	4 Georgetown (BIG EAST)
Feb. 28	CC	W	84-74	3 Providence (BIG EAST)
Mar. 3	A	W	65-62	3 DePaul (BIG EAST)

BIG EAST CONFERENCE TOURNAMENT

Mar. 8	N2	W	88-60	3 St. John's
Mar. 9	N2	L	72-75	3 Providence (OT)

NCAA TOURNAMENT

Mar. 16	N3	W	102-83	3 Texas Southern
Mar. 18	N3	L	70-75	3 Florida State

N1 – Orleans Arena (Las Vegas, Nev.)
 N2 – Madison Square Garden (New York, N.Y.)
 N3 – Bridgestone Arena (Nashville, Tenn.)

2018-19 (19-16, 9-9 BIG EAST)



Travis Steele
 Head Coach



NATIONAL INVITATION TOURNAMENT SECOND ROUND

F – Najj Marshall, So., 14.7 ppg. & 7.2 rpg. & 3.4 apg.
 F – Zach Hankins, Gr., 10.6 ppg. & 5.3 rpg. & 1.5 bpg.
 F – Tyrique Jones, Jr., 11.3 ppg. & 7.7 rpg.
 G – Paul Scruggs, So., 12.3 ppg. & 3.3 apg. & 4.9 rpg.
 G – Quentin Goodin, Jr., 11.0 ppg. & 4.8 apg. & 3.2 rpg.
 Note: Kyle Castlin, Sr., 4.3 ppg. & 3.4 rpg., started 24 games

XU AP

Nov. 6	CC	W	82-69	IUPUI
Nov. 10	CC	W	91-85	Evansville
Nov. 13	CC	L	68-77	Wisconsin
Nov. 19	N1	L	79-88	#8 Auburn (OT)
Nov. 20	N1	L	74-79	San Diego St.
Nov. 21	N1	W	83-74	Illinois
Nov. 28	CC	W	82-55	Miami (Ohio)
Dec. 1	CC	W	73-63	Oakland
Dec. 5	CC	W	82-61	Ohio
Dec. 8	A	L	47-62	Cincinnati
Dec. 15	CC	W	95-77	Eastern Kentucky
Dec. 18	A	L	56-71	Missouri
Dec. 21	CC	W	69-55	Detroit Mercy
Dec. 29	A	W	74-65	DePaul (BIG EAST)
Jan. 2	CC	L	70-80	Seton Hall (BIG EAST)
Jan. 6	A	L	52-70	#16 Marquette (BIG EAST)
Jan. 9	CC	W	81-75	Georgetown (BIG EAST)
Jan. 13	CC	W	70-69	Butler (BIG EAST)
Jan. 18	A	L	75-85	#22 Villanova (BIG EAST)
Jan. 23	CC	L	62-64	Providence (BIG EAST)
Jan. 26	CC	L	82-87	#12 Marquette (BIG EAST)
Jan. 31	A	L	73-80	Georgetown (BIG EAST)

YEAR-BY-YEAR SCORES

Feb. 3	A	L	54-76	Creighton (BIG EAST)
Feb. 9	CC	L	62-74	DePaul (BIG EAST)
Feb. 13	CC	W	64-61	Creighton (BIG EAST) (OT)
Feb. 16	A	W	75-61	Providence (BIG EAST)
Feb. 20	A	W	70-69	Seton Hall (BIG EAST)
Feb. 24	CC	W	66-54	#17 Villanova (BIG EAST)
Feb. 28	A	W	84-73	St. John's (BIG EAST)
Mar. 5	A	L	66-71	Butler (BIG EAST)
Mar. 9	CC	W	81-68	St. John's (BIG EAST)

BIG EAST CONFERENCE TOURNAMENT

Mar. 14	N2	W	63-61	Creighton
Mar. 15	N2	L	67-71	#25 Villanova (OT)

NATIONAL INVITATION TOURNAMENT

Mar. 20	CC	W	78-64	Toledo
Mar. 24	A	L	76-78	Texas (OT)

N1 – Lahaina Civic Center (Maui, Hawaii)
N2 – Madison Square Garden (New York, N.Y.)

2019-20 (19-13, 8-10 BIG EAST)



F – Naji Marshall, Jr., 16.8 ppg. & 6.3 rpg. & 4.0 apg.
F – Tyrrique Jones, Sr., 14.0 ppg. & 11.1 rpg. & 1.1 bpg.
F – Zach Freemantle, Fr., 7.5 ppg. & 4.3 rpg.
F – Jason Carter, Gr., 6.9 ppg. & 4.9 rpg. & 1.4 apg.
G – Paul Scruggs, Jr., 12.7 ppg. & 4.5 rpg. & 2.9 apg.
Note: Quentin Goodin, Sr., 6.0 ppg. & 3.1 apg., started 21 games

XU AP

Nov. 5	CC	W	76-57	19	Jacksonville
Nov. 8	CC	W	81-63	19	Siena
Nov. 12	CC	W	63-58	21	Missouri (OT)
Nov. 15	CC	W	59-56	21	Missouri St.
Nov. 21	N1	W	73-51	18	Towson
Nov. 22	N1	W	75-74	18	UConn (2OT)
Nov. 24	N1	L	65-70	18	Florida
Nov. 30	CC	W	87-62	25	Lipscomb
Dec. 4	CC	W	84-71		Green Bay
Dec. 7	CC	W	73-66		Cincinnati
Dec. 14	A	L	78-80	23	Wake Forest
Dec. 18	CC	W	74-61		Western Carolina
Dec. 22	A	W	67-59		TCU
Dec. 30	A	L	62-68		#10 Villanova (BIG EAST)
Jan. 5	CC	W	75-67		St. Johns (BIG EAST)
Jan. 8	CC	L	71-83		Seton Hall (BIG EAST)
Jan. 11	CC	L	65-77		Creighton (BIG EAST)
Jan. 15	A	L	65-85		Marquette (BIG EAST)
Jan. 22	CC	W	66-57		Georgetown (BIG EAST)
Jan. 26	A	L	66-77		Creighton (BIG EAST)
Jan. 29	CC	L	82-84		Marquette (BIG EAST) (2OT)
Feb. 1	A	W	74-62		#10 Seton Hall (BIG EAST)
Feb. 4	A	W	67-59		DePaul (BIG EAST)
Feb. 8	CC	W	64-58		Providence (BIG EAST)
Feb. 12	A	L	61-66		#19 Butler (BIG EAST)
Feb. 17	A	W	77-74		St. Johns (BIG EAST)
Feb. 22	CC	L	55-64		#12 Villanova (BIG EAST)
Feb. 25	CC	W	78-67		DePaul (BIG EAST)
Mar. 1	A	W	66-63		Georgetown (BIG EAST)
Mar. 4	A	L	74-80		Providence (BIG EAST)
Mar. 7	CC	L	71-72		Butler (BIG EAST)

BIG EAST CONFERENCE TOURNAMENT

Mar. 11	N2	L	67-71	DePaul
---------	----	---	-------	--------

N1 – TD Arena (Charleston, S.C.)
N2 – Madison Square Garden (New York, N.Y.)

NCAA TOURNAMENT AND NIT CANCELLED DUE TO PANDEMIC.

2020-21 (13-8, 6-7 BIG EAST)

F – Zach Freemantle, So., 16.1 ppg. & 8.9 rpg.
F – Jason Carter, Sr., 5.5 ppg. & 6.0 rpg.
G – Paul Scruggs, Sr., 14.0 ppg. & 5.7 apg. & 4.0 rpg.
G – Colby Jones, Fr., 7.7 ppg. & 4.8 rpg. & 2.9 apg.
G – Adam Kunkel, Jr., 7.0 ppg.
Note: Nate Johnson, Sr., 11.4 ppg., started 16 games
Note: Dwon Odom, Fr., 3.0 apg., started 11 games

XU AP

Nov. 25	CC	W	101-49	Oakland
Nov. 26	CC	W	51-50	Bradley
Nov. 27	CC	W	76-73	Toledo
Nov. 30	CC	W	99-96	Eastern Kentucky (OT)
Dec. 2	CC	W	79-48	Tennessee Tech
Dec. 6	A	W	77-69	Cincinnati
Dec. 9	CC	W	99-77	Oklahoma
Dec. 20	CC	W	91-88	Marquette (BIG EAST)
Dec. 23	A	L	61-66	#13 Creighton (BIG EAST)
Dec. 30	CC	L	68-85	Seton Hall (BIG EAST)
Jan. 6	CC	W	69-61	St. John's (BIG EAST)
Jan. 10	CC	W	74-73	Providence (BIG EAST)
Jan. 30	A	W	68-55	Butler (BIG EAST)
Feb. 13	CC	L	72-80	UConn (BIG EAST)
Feb. 16	A	L	84-93	St. John's (BIG EAST)
Feb. 21	CC	W	63-51	Butler (BIG EAST)
Feb. 24	A	L	68-83	Providence (BIG EAST)
Feb. 27	CC	W	77-69	#13 Creighton (BIG EAST)
Mar. 2	A	L	66-72	Georgetown (BIG EAST)
Mar. 6	A	L	59-66	Marquette (BIG EAST)

BIG EAST CONFERENCE TOURNAMENT

Mar. 10	N1	L	69-70	Butler (OT)
---------	----	---	-------	-------------

N1 – Madison Square Garden (New York, N.Y.)

Year	Record	Atlantic 10, MCC or BIG EAST Conference Record (Finish)	NCAA (seed) or NIT Postseason	Home Attendance Avg. (Sell-outs/Home Games)
2020-21	13-8	6-7 (7th in BIG EAST)	crowd restrictions (13/all games at capacity)	
2019-20	19-13	8-10 (T-Sixth in BIG EAST)	Postseason cancelled (COVID-19)	10,311 (12/17)
2018-19	19-16	9-9 (T-Third in BIG EAST)	NIT Second Round	10,034 (13/18)
2017-18	29-6	15-3 (First in BIG EAST)	NCAA Second Round (#1 seed)	10,475 (18/18)
2016-17	24-14	9-9 (Seventh in BIG EAST)	NCAA Elite Eight (#11 seed)	10,282 (12/16)
2015-16	28-6	14-4 (Second in BIG EAST)	NCAA Second Round (#2 seed)	10,281 (11/16)
2014-15	23-14	9-9 (Sixth in BIG EAST)	NCAA Sweet 16 (#6 seed)	9,998 (9/16)
2013-14 (Begin BIG EAST)	21-13	10-8 (T-Third in BIG EAST)	NCAA Tournament (#12 seed)	9,890 (7/17)
2012-13	17-14	9-7 (T-Sixth in Atlantic 10)		9,781 (1/15)
2011-12	23-13	10-6 (T-Third in Atlantic 10)	NCAA Sweet 16 (#10 seed)	10,155 (10/16)
2010-11	24-8	15-1 (First in Atlantic 10)	NCAA Second Round (#6 seed)	10,098 (9/15)
2009-10	26-9	14-2 (T-First in Atlantic 10)	NCAA Sweet 16 (#6 seed)	10,123 (7/15)
2008-09	27-8	12-4 (First in Atlantic 10)	NCAA Sweet 16 (#4 seed)	10,097 (11/15)
2007-08	30-7	14-2 (First in Atlantic 10)	NCAA Elite Eight (#3 seed)	10,008 (9/17)
2006-07	25-9	13-3 (T-First in Atlantic 10)	NCAA Second Round (#9 seed)	9,910 (5/15)
2005-06	21-11	8-8 (T-Seventh in Atlantic 10)*	NCAA Tournament (#14 seed)	9,775 (4/15)
2004-05	17-12	10-6 (T-Second in Atlantic 10 West)		10,027 (7/16)
2003-04	26-11	10-6 (T-Third in Atlantic 10 West)*	NCAA Elite Eight (#7 seed)	9,902 (8/16)
2002-03	26-6	15-1 (First in Atlantic 10 West)	NCAA Second Round (#3 seed)	10,181 (14/15)
2001-02	26-6	14-2 (First in Atlantic 10 West)*	NCAA Second Round (#7 seed)	10,224 (13/14)
2000-01	21-8	12-4 (T-Second in Atlantic 10)	NCAA Tournament (#11 seed)	10,072 (12/14)
1999-00	21-12	9-7 (T-Second in Atlantic 10 West)	NIT Second Round	9,072 (4/15)
1998-99	25-11	12-4 (Second in Atlantic 10 West)	NIT Third Place	9,540 (6/16)
1997-98	22-8	11-5 (T-First in Atlantic 10 West)*	NCAA Tournament (#6 seed)	9,924 (10/14)
1996-97	23-6	13-3 (First in Atlantic 10 West)	NCAA Second Round (#7 seed)	9,436 (5/14)
1995-96 (Begin Atlantic 10)	13-15	8-8 (Third in Atlantic 10 West)		8,871 (5/14)
1994-95	23-5	14-0 (First in MCC)	NCAA Tournament (#11 seed)	8,201 (2/14)
1993-94	22-8	8-2 (First in MCC)	NIT Quarterfinals	6,943 (1/16)
1992-93	24-6	12-2 (T-First in MCC)	NCAA Second Round (#9 seed)	7,236 (1/13)
1991-92	15-12	7-3 (T-Second in MCC)		8,296 (1/14)
1990-91	22-10	11-3 (First in MCC)*	NCAA Second Round (#14 seed)	6,812 (1/15)
1989-90	28-5	12-2 (First in MCC)	NCAA Sweet 16 (#6 seed)	7,757 (2/14)
1988-89	21-12	7-5 (Third in MCC)*	NCAA Tournament (#14 seed)	4,411 (0/15)
1987-88	26-4	9-1 (First in MCC)*	NCAA Tournament (#11 seed)	5,853 (1/15)
1986-87	19-13	7-5 (T-Third in MCC)*	NCAA Second Round (#13 seed)	3,213 (0/15)
1985-86	25-5	10-2 (First in MCC)*	NCAA Tournament (#12 seed)	5,171 (1/14)
1984-85	16-13	7-7 (Fifth in MCC)		4,644 (0/13)
1983-84	22-11	9-5 (Third in MCC)	NIT Quarterfinals	4,788 (0/15)
1982-83	22-8	10-4 (T-Second in MCC)*	NCAA Tournament (#12 seed)	3,002 (0/15)
1981-82	8-20	1-11 (Seventh in MCC)		2,861 (0/15)
1980-81	12-16	8-3 (First in MCC)		2,782 (1/14)
1979-80 (Begin MCC)	8-18	0-5 (Sixth in MCC)		3,769 (0/12)
42-Season Totals	902-430 (.677)		27 NCAA Tournaments/5 NIT	

* Won Conference Tournament Championship

+ Xavier's last 42 years of conference play include 80-59 (.576) BIG EAST, 209-79 (.726) Atlantic 10 and 132-60 (.688) MCC records. For the record, Xavier's first conference affiliation was the Ohio Athletic Conference (1920-36). The OAC is still active as an NCAA Division III conference.

+ Xavier has won or shared 18 regular season conference championships over its years in the BIG EAST, Atlantic 10 and MCC (one BIG EAST, nine A-10 and eight MCC), while winning 10 conference tournament championships (four A-10 and six MCC). XU was in the MCC for 16 years (1980-1995) and the A-10 for 18 years (1996-2013). Last season marked Xavier's eighth year in the BIG EAST.

+ Xavier has made 33 postseason appearances in the last 39 years, including 27 NCAA Tournament berths and five NIT berths during that time. XU only made the NCAA Tournament field one time (1961) before the 1982-83 season.