

**2018 BIG EAST CONFERENCE  
REGULAR SEASON CHAMPIONS**

**2018 NCAA TOURNAMENT NO. 1 SEED**

**2018 FINAL AP RANKING – NO. 3**

**ALL 2017-18 HOME GAMES AT  
CINTAS CENTER SOLD OUT**

**SPORTS ILLUSTRATED  
TOP 10 TOUGHEST ARENAS**



**GENERAL COVERAGE INFORMATION**

Media Information, Cintas Directions, etc. . . . . 177-179  
 2018-19 Schedule and TV/Radio Information . . . . . 3, 179

**THE 2018-19 TEAM**

TV/Radio Roster . . . . . 34  
 Numerical Roster . . . . . 35  
 Graduate Students (alphabetically) . . . . . 36-44  
 Juniors (alphabetically) . . . . . 45-52  
 Sophomores (alphabetically) . . . . . 53-61  
 Freshmen (alphabetically) . . . . . 62-65  
 Schrand and Walk-Ons . . . . . 66-68  
 Head Coach Travis Steele . . . . . 69-71  
 Steele's Basketball Staff . . . . . 72-80

**2017-18 SEASON REVIEW**

2017-18 Season Review/Highlights . . . . . 82  
 2017-18 Box Scores and Game Highlights . . . . . 82-91  
 2017-18 Season Statistics, Highs, Last Time, Etc. . . . . 92-95  
 2017-18 BIG EAST Conference statistical leaders . . . . . 96

**XAVIER UNIVERSITY & CINCINNATI**

Cincinnati, Ohio . . . . . 20  
 Academic Success/Fortune 15 . . . . . 30-31  
 Xavier University . . . . . 32, 180  
 University President, VP and Athletic Director . . . . . 174-175  
 The Musketeer Nickname & Xavier Mascots . . . . . 176  
 Associate Athletic Director & MBB Media Contact . . . . . 177

**XAVIER IN CONFERENCES**

BIG EAST Conference . . . . . 18-19, 98-101  
 Xavier's Atlantic 10 History . . . . . 102-103  
 Xavier's MCC History . . . . . 104

**OPPONENT INFORMATION/RECORDS**

2018-19 Opponents . . . . . 106-107  
 2018-19 Opponent Game-By-Game . . . . . 108-109  
 All-Time Records vs. All Opponents . . . . . 110  
 2019 NCAA Tournament Sites . . . . . 124

**XAVIER AT HOME**

Cintas Center . . . . . 21-29, 112-113, 178  
 Schmidt Fieldhouse . . . . . 114  
 Cincinnati Gardens . . . . . 114

**XAVIER IN TOURNAMENT PLAY**

Xavier's NCAA Tournament History . . . . . 4-8, 116-124  
 Xavier NIT History . . . . . 135  
 Xavier in Regular Season Tournaments . . . . . 136-137

**HISTORY HIGHLIGHTS/RECORDS**

Xavier's Winning Tradition . . . . . 4-9, 116-117, 172  
 Xavier's NBA Tradition . . . . . 9-15, 131  
 Xavier Overseas . . . . . 16-17  
 The Last Time That . . . . . 95  
 All-Americans . . . . . 126-127  
 Xavier Hall of Fame . . . . . 128-129  
 Xavier and Team USA . . . . . 130  
 NBA Draft . . . . . 131  
 Xavier in the National Polls . . . . . 132-134  
 Letterwinners . . . . . 138-139  
 All-Time Jersey Numbers/Retired Jerseys . . . . . 140-141  
 Individual Records and Leaders . . . . . 142-149  
 1,000 Point Club . . . . . 150-153  
 All-Time Coaches . . . . . 154  
 Team Records . . . . . 155  
 Year-By-Year Scores . . . . . 156-171

**GOXAVIER.COM**



**MEDIA GUIDE CREDITS**

The 2018-19 Xavier Men's Basketball Media Guide was written, designed and edited by Tom Eiser. Design work from BJ Hicks, BLDG (front cover) and Mario Mercurio. Proofreading and editorial assistance from Joe Filippi, Ben Pohle, Patrick Knapinski, Brian Gwak, Bob Donlan, Dan Bacon, Brandon Eckman, Donnie Menke, Sam Thomas and NCAA Statistics. Photography from Xavier Dir. for Photography Greg Rust, Doug Cochran, Frank Victores, Bob Stevens, Phil Groshong, Brett Hansbauer/4th Floor Creative, Dave Wegiel, Joe Harrison/JH Photography, Joe Robbins/Getty Images, Gregory J. Fisher/SportsThroughTheLens.com, Glenn Hartong, Tom Eiser, Keith Krebs/P.O.V. Image Service, BIG EAST Conference, USA Basketball and these universities: Columbia, Ferris State, Georgia, Minnesota, Robert Morris and San José State. NBA images are courtesy of NBA Photos. Printing: OneTouchPoint.

**QUICK FACTS**

Location . . . . . 3800 Victory Parkway, Cincinnati, Ohio 45207  
 Founded . . . . . 1831  
 Enrollment . . . . . 7,133 (4,989 undergraduates)  
 Conference (Year) . . . . . BIG EAST (Sixth)  
 Colors . . . . Navy Blue (PMS 289), Gray (PMS 422) and White  
 Nickname . . . . . Musketeers  
 Home Court (Capacity; Year Built) Cintas Center (10,224; 2000)  
 Ticket Office . . . . . (513) 745-3411

**UNIVERSITY ADMINISTRATION**

President . . . . . Michael J. Graham, S.J.  
 Vice President and Athletic Director . . . . . Greg Christopher  
 NCAA Faculty Rep. . . . . Sr. Rose Ann Fleming and Christian End

**BASKETBALL COACHING STAFF**

Head Coach . . . . . Travis Steele  
 Steele on Twitter . . . . . @CoachSteeleXU  
 Head Coaching Record at Xavier (Years) . . . . . First year  
 Head Coaching Overall Career Record (Years) . . . . . First year  
 Assistants . . . . . Jonas Hayes, Dante Jackson and Ben Johnson  
 Basketball Office . . . . . (513) 745-3417

**XAVIER CAPSULE**

Letterwinners Returning/Lost . . . . . 7/6  
 Starters Returning/Lost . . . . . 2/3

**XAVIER HISTORY**

2017-18 Overall (Postseason) . . . . . 29-6 (NCAA Second Round)  
 2017-18 BIG EAST Regular Season . . . . . 15-3 (Champions)  
 2018 BIG EAST Championship . . . . . 1-1 (semifinalist)  
 NCAA Tourn. Record (appearances; last) . . . . . 28-28 (28; 2018)  
 Best NCAA Tournament Finish . . . . . Elite Eight (2004, 2008, 2017)  
 Overall Record (Years) . . . . . 1,472-989 (97)

**ATHLETIC COMMUNICATIONS**

Assoc. Athletic Director & MBB Media Contact . . . . . Tom Eiser  
 Eiser Office / Cell . . . . . 513-745-3124 / 513-382-5565  
 Eiser E-mail / Fax . . . . . eiser@xavier.edu / 513-745-2825  
 Eiser on Twitter . . . . . @EiserXUSports  
 Asst. Director, Ath. Communications . . . . . Greg Lautzenhesier  
 Athletic Communications Coordinator . . . . . Brendan Bergen  
 Athletic Communications Messaging Asst. . . . . Hayley Schletker

# 2018-19 XAVIER BASKETBALL SCHEDULE

<u>DATE</u>	<u>OPPONENT</u>	<u>SITE</u>	<u>TIME</u>	<u>TV</u>
Thursday, November 1	Kentucky Wesleyan (Exhibition)	Cintas Center (Cincinnati, Ohio)	7 p.m.	
Tuesday, November 6	IUPUI	Cintas Center (Cincinnati, Ohio)	8:30 p.m.	FS2
Saturday, November 10	Evansville	Cintas Center (Cincinnati, Ohio)	4 p.m.	FSN
Tuesday, November 13	Wisconsin (Gavitt Tipoff Games)	Cintas Center (Cincinnati, Ohio)	6:30 p.m.	FS1
Monday, November 19	Auburn**	Maui Jim Maui Invitational (Lahaina Civic Center in Maui, Hawaii)	2:30 p.m.	ESPN2
Tuesday, November 20	Duke/San Diego State**	Maui Jim Maui Invitational (Lahaina Civic Center in Maui, Hawaii)	2:30/8 p.m.	ESPN TBD
Wednesday, November 21	TBD**	Maui Jim Maui Invitational (Lahaina Civic Center in Maui, Hawaii)	TBD	ESPN TBD
Wednesday, November 28	Miami (Ohio)	Cintas Center (Cincinnati, Ohio)	6:30 p.m.	FS1
Saturday, December 1	Oakland	Cintas Center (Cincinnati, Ohio)	Noon	FS1
Wednesday, December 5	Ohio	Cintas Center (Cincinnati, Ohio)	6:30 p.m.	FS1
Saturday, December 8	at Cincinnati (Skyline Chili Crosstown Shootout)	Fifth Third Arena (Cincinnati, Ohio)	2 p.m.	ESPN2
Saturday, December 15	Eastern Kentucky	Cintas Center (Cincinnati, Ohio)	8 p.m.	FS1
Tuesday, December 18	at Missouri	Mizzou Arena (Columbia, Missouri)	7 p.m.	ESPNU
Friday, December 21	Detroit Mercy	Cintas Center (Cincinnati, Ohio)	7 p.m.	FS2
Saturday, December 29	at DePaul (BIG EAST)	Wintrust Arena (Chicago, Illinois)	2 p.m.	FS1
Wednesday, January 2	Seton Hall (BIG EAST)	Cintas Center (Cincinnati, Ohio)	6:30 p.m.	FS1
Sunday, January 6	at Marquette (BIG EAST)	Fiserv Forum (Milwaukee, Wisconsin)	12/4:30 p.m.	FOX +
Wednesday, January 9	Georgetown (BIG EAST)	Cintas Center (Cincinnati, Ohio)	6:30 p.m.	FS1
Sunday, January 13	Butler (BIG EAST)	Cintas Center (Cincinnati, Ohio)	12 p.m.	CBS SN
Friday, January 18	at Villanova (BIG EAST)	Wells Fargo Center (Philadelphia, Pennsylvania)	8:30 p.m.	FS1
Wednesday, January 23	Providence (BIG EAST)	Cintas Center (Cincinnati, Ohio)	6:30 p.m.	FS1
Saturday, January 26	Marquette (BIG EAST)	Cintas Center (Cincinnati, Ohio)	2 p.m.	FS1
Thursday, January 31	at Georgetown (BIG EAST)	Capital One Arena (Washington D.C.)	8 p.m.	CBS SN
Sunday, February 3	at Creighton (BIG EAST)	CHI Health Center (Omaha, Nebraska)	1 p.m.	FSN
Saturday, February 9	DePaul (BIG EAST)	Cintas Center (Cincinnati, Ohio)	8 p.m.	FS1
Wednesday, February 13	Creighton (BIG EAST)	Cintas Center (Cincinnati, Ohio)	8:30 p.m.	CBS SN
Saturday, February 16	at Providence (BIG EAST)	Dunkin' Donuts Center (Providence, Rhode Island)	2 p.m.	FOX +
Wednesday, February 20	at Seton Hall (BIG EAST)	Prudential Center (Newark, New Jersey)	7 p.m.	CBS SN
Sunday, February 24	Villanova (BIG EAST)	Cintas Center (Cincinnati, Ohio)	1:30 p.m.	CBS +
Thursday, February 28	at St. John's (BIG EAST)	Carnesecca Arena (Queens, New York)	6:30 p.m.	FS1
Tuesday, March 5	at Butler (BIG EAST)	Hinkle Fieldhouse (Indianapolis, Indiana)	6 p.m.	FS1
Saturday, March 9	St. John's (BIG EAST)	Cintas Center (Cincinnati, Ohio)	TBD	FOX TBD
Wednesday, March 13	BIG EAST Tournament First Round	Madison Square Garden (New York, New York)	7:00/9:30 p.m.	FS1
Thursday, March 14	BIG EAST Tournament Quarterfinals	Madison Square Garden (New York, New York)	12:00/2:30/7:00/9:30 p.m.	FS1
Friday, March 15	BIG EAST Tournament Semifinals	Madison Square Garden (New York, New York)	6:30/9:00 p.m.	FS1
Saturday, March 16	BIG EAST Tournament Final	Madison Square Garden (New York, New York)	6:30 p.m.	FOX +

### Home Games in Bold

FOX + - national broadcast seen locally on FOX 19 Now (WXIX-TV)

FS1 - FOX Sports 1      FSN - FOX Sports Regional Network (FS Ohio in the Cincinnati area)

CBS + - national broadcast seen locally on Local 12 (WKRC-TV)      CBS SN - CBS Sports Network

Radio Broadcasts: All regular season and postseason games are broadcast on 700 WLW or 55KRC; regular season and BIG EAST

Tournament action can also be heard on iHeartRadio with select games also available on SiriusXM radio.

**ALL TIMES ARE EASTERN TIME AND ARE SUBJECT TO CHANGE**

**VISIT GOXAVIER.COM FOR THE MOST UP-TO-DATE INFORMATION**



## ELITE AGAIN

2017 NCAA WEST REGIONAL FINAL

Xavier earned its third NCAA Tournament Elite Eight in 2017, defeating Arizona in a Regional Semifinal. XU also reached the Elite Eight in 2004 and 2008. Xavier is one of 21 schools that have been to two or more Elite Eights in the last 11 years and one of 18 schools that have been to three or more in the last 16 years. The teams that Xavier has defeated during its three NCAA Tournament Elite Eight runs include Louisville, Mississippi State, Texas, Georgia, Purdue, West Virginia, Maryland, Florida State and Arizona.

## NCAA SWEET 16 APPEARANCES (SINCE 2008)

8x



7x



6x



## SWEET 16 SUCCESS

XAVIER'S TRADITION OF SWEET MARCH RUNS

Xavier has now made it to at least the Sweet 16 six times in the last 11 years (since 2008), including 2017, 2015, 2012, 2010, 2009 and 2008. Only nine teams have made at least six Sweet 16s since 2008: Kansas (8), North Carolina (7), Michigan State (7), Wisconsin (7), Kentucky (7), Duke (7), Xavier (6), Syracuse (6) and Arizona (6). Xavier has made eight all-time appearances in the Sweet 16: 1990, 2004, 2008, 2009, 2010, 2012, 2015 and 2017. XU first reached the Sweet 16 in 1990 and first reached the Elite Eight in 2004. Quentin Goodin is shown above in the 2017 NCAA First Round win over Maryland.



## MARCH TRADITION

ONLY EIGHT SCHOOLS HAVE MADE 12 OF THE LAST 13 NCAA TOURNAMENTS

Xavier has made five straight NCAA Tournaments and 12 of the last 13. Only eight schools have been to at least 12 NCAA Tournaments in the last 13 years: Duke, Kansas, Gonzaga and Michigan State are at 13, while Xavier, North Carolina, Wisconsin and Villanova are at 12. The tradition goes back further as XU has made 31 appearances in postseason play over the last 36 years, including 27 NCAA Tournaments. XU met UCLA with Kevin Love, Russell Westbrook and Darren Collison (seen above) in the 2008 NCAA West Regional Final.

# 20 WIN SEASONS

## LAST 25 YEARS

RK.	TEAM	SEASONS
1.	KANSAS	25
2.	KENTUCKY	24
	GONZAGA	24
4.	DUKE	23
	ARIZONA	23
6.	<b>XAVIER</b>	<b>22</b>
	UNC	22
8.	CINCINNATI	20
9.	SEVEN TIED	19

## LAST 10 YEARS

RK.	TEAM	SEASONS
1.	DUKE	10
	KANSAS	10
	UNC	10
	GONZAGA	10
	BYU	10
	ST. MARY'S (CA)	10
	VERMONT	10
	KENTUCKY	10
	LOUISVILLE	10
10.	<b>XAVIER</b>	<b>9</b>
11.	OTHERS TIED	9



# NCAA TOURNAMENT APPEARANCES

## LAST 25 YEARS

RK.	TEAM	SEASONS
1.	KANSAS	25
2.	DUKE	24
3.	KENTUCKY	23
	MICHIGAN ST.	23
5.	UNC	22
	TEXAS	22
7.	ARIZONA	21
	GONZAGA	21
	WISCONSIN	21
10.	CINCINNATI	20
11.	<b>XAVIER</b>	<b>19</b>
	SYRACUSE	19
	UCLA	19
14.	FLORIDA	18
	OKLAHOMA	18
16.	INDIANA	17
	MARYLAND	17
	PURDUE	17
	VILLANOVA	17
20.	CONNECTICUT	16
	OKLAHOMA ST.	16

- 2018
- 2017
- 2016
- 2015
- 2014
- 2012
- 2011
- 2010
- 2009
- 2008
- 2007
- 2006
- 2004
- 2003
- 2002
- 2001
- 1998
- 1997
- 1995
- 1993
- 1991
- 1990
- 1989
- 1988
- 1987
- 1986
- 1983
- 1961





## WIN PERCENTAGE – 25 YEAR TOTALS

RK.	TEAM	WON	LOST	PCT.
1.	KANSAS	733	160	.821
2.	DUKE	710	176	.801
3.	GONZAGA	666	173	.794
4.	KENTUCKY	702	193	.784
5.	ARIZONA	622	211	.747
6.	NORTH CAROLINA	662	228	.744
7.	CONNECTICUT	621	237	.724
8.	MICHIGAN STATE	616	243	.717
9.	CINCINNATI	594	244	.709
10.	XAVIER	583	240	.708
11.	MURRAY STATE	555	233	.704
12.	VILLANOVA	588	256	.697
13.	FLORIDA	594	260	.696
14.	BUTLER	566	252	.692
15.	COL. OF CHARLESTON	547	243	.692
16.	UCLA	571	257	.690
17.	SYRACUSE	519	243	.681
18.	UTAH STATE	547	258	.680
19.	MEMPHIS	541	259	.676
20.	WISCONSIN	562	269	.676
21.	MARYLAND	557	276	.669
22.	STANFORD	537	272	.664
23.	TEXAS	555	283	.662
24.	DAVIDSON	515	266	.659
25.	SOUTH DAKOTA	491	259	.655

## WINNING TRADITION

WINNING TRADITION FEW PROGRAMS CAN MATCH

Xavier's winning percentage over the past 25 years is ranked 10th in the nation at .708. Xavier's 22 20-win seasons over the last 25 years rank tied for sixth, while its nine 20-win seasons in the last 10 years rank tied for 10th. Xavier's winning tradition has been fueled by incredible individual achievements. One of the biggest winners in XU history was Tu Holloway, 2017 XU Hall of Famer who is now playing in Turkey. Holloway is seen here hitting the game-winning shot vs. Notre Dame in the 2012 NCAA Tournament.






## JAMES POSEY

THREE-TIME NBA CHAMPION

James Posey, a 1999 Xavier University graduate, won an NBA Championship as a Cleveland Cavaliers assistant coach in 2016. It was his third NBA Championship, having won an NBA title as a player with Boston in the 2007-08 season with teammates Ray Allen, Kevin Garnett and Paul Pierce. Posey won his first NBA Championship in the 2005-06 season as a part of the Miami Heat, playing alongside Dwyane Wade and Shaquille O'Neal.



# DAVID WEST

TWO-TIME NBA CHAMPION

David West won NBA Championships in 2017 and 2018 with the Golden State Warriors, playing with Kevin Durant, Steph Curry, Draymond Green and Klay Thompson. West, who retired earlier this year after 15 NBA seasons, was drafted in the first round of the 2003 NBA Draft by New Orleans. He has also played for Indiana and San Antonio. West was named to the 2008 and 2009 NBA Western Conference All-Star Team.

**AP**



**2003 NATIONAL PLAYER OF THE YEAR**

**2003 SENIOR CLASS AWARD**



**DAVID WEST**  
**XAVIER ALUM IS A WINNER IN EVERY WAY**

David West, 2003 National Player of the Year as a Xavier senior, is a 2003 Xavier University graduate who was inducted into the XU Athletic Hall of Fame in 2010. West was named the 2003 NABC (National Association of Basketball Coaches) Pete Newell Big Man of the Year and won the 2003 Senior CLASS Award, a prestigious award that honors seniors who excel in the areas of community involvement, the classroom, character/leadership and competition. He also was named to a *Sports Illustrated* All-Decade team.



# EDMOND SUMNER

## INDIANA PACERS

Edmond Sumner was selected in the second round of the 2017 NBA Draft by the New Orleans Pelicans with the 22nd pick of the second round and the 52nd pick overall. New Orleans then traded the draft rights to Sumner to the Indiana Pacers. Xavier fans won't have far to travel to catch up with the former XU standout. Sumner is now healthy and ready for the start of the 2018-19 season.



**JORDAN CRAWFORD**  
NEW ORLEANS PELICANS

Jordan Crawford, a 2010 NBA Draft First Round selection, has played for five NBA teams, including Atlanta, Washington, Boston, Golden State and most recently New Orleans.



# TREVON BLUIETT


NEW ORLEANS PELICANS

Trevon Bluiett, a 2018 Xavier graduate and a consensus 2018 Second Team All-American, finished his career as the school's career 3-point field goal leader with 319 and second on the all-time scoring list with 2,261 points. Bluiett, who signed a two-way contract with New Orleans, enjoyed a very successful 2018 NBA Summer League season.



**J.P. MACURA**  
CHARLOTTE HORNETS


J.P. Macura, a 2018 Xavier graduate, is 19th on the Musketeers' all-time scoring list with 1,491 points. Macura, who signed a two-way contract with Charlotte, had a very solid 2018 NBA Summer League season.



Remy Abell ('16)  
Hungary




Malcolm Bernard ('17)  
Finland



Derrick Brown ('09)  
Turkey



Justin Cage ('07)  
Belgium




Semaj Christon ('14)  
Israel




Dee Davis ('15)  
France




Kerem Kanter ('18)  
France



Mark Lyons ('12)  
Lebanon



Justin Martin ('14)  
Cyprus



Jamel McLean ('11)  
Russia



Sean O'Mara ('18)  
Finland



Isaiah Philmore ('14)  
Romania

# SUCCESS AT HOME AND ABROAD


## XAVIER FAMILY MAKING AN IMPACT AROUND THE WORLD

Xavier's basketball program produces professional basketball success stories around the world. Romain Sato, who just retired this past year, won two Italian League Championships and later helped his Greek team win the 2011 Euroleague Championship. Justin Doellman and Sato won the 2014 Eurocup Championship playing together for Valencia Basket. Doellman was named MVP. The long list of recent graduates that are playing overseas as of our press deadline are pictured on these two pages.





Justin Doellman ('07)  
Spain



Josh Duncan ('08)  
Japan




James Farr ('16)  
Germany



Kenny Frease ('12)  
Switzerland



RaShid Gaston ('17)  
France




Tu Holloway ('12)  
Turkey



B.J. Raymond ('09)  
Italy



Jalen Reynolds ('16)  
Russia



Matt Stainbrook ('15)  
Spain



Tim Stainbrook ('17)  
Spain



Travis Taylor ('13)  
Germany

## 23 FORMER MUSKETEERS OVERSEAS CURRENTLY PLAYING ABROAD IN 15 COUNTRIES

The year after each player is the last year he played at Xavier. The country listed is the latest country where each player has signed to play. Sean O'Mara (Finland) and Kerem Kanter (France) from last year's Xavier team are playing overseas. At press time, Xavier had 23 former players playing in 15 different countries outside the U.S. That's in addition to Xavier's NBA and G-League players. Kaiser Gates, who signed a training camp deal with the NBA's Chicago Bulls, is expected to be found this season either on an NBA roster, a G-League roster or overseas.

## SIX BIG EAST TEAMS IN THE 2018 NCAA TOURNAMENT



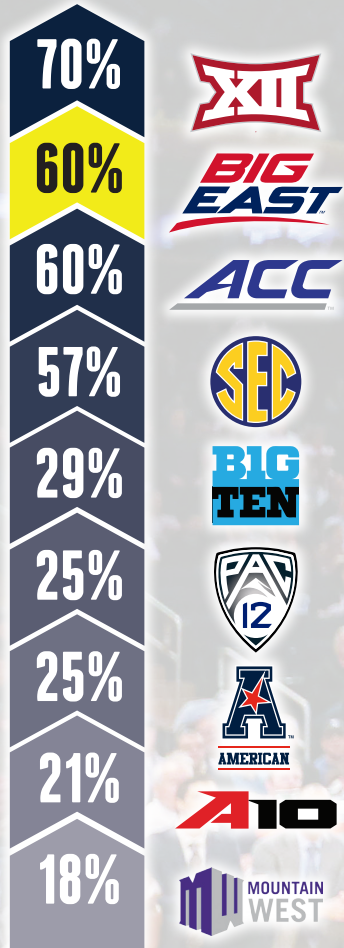
# THE BIG EAST CONFERENCE

ONE OF COLLEGE BASKETBALL'S POWER CONFERENCES

The 2018-19 campaign marks Xavier's sixth season as a member of the BIG EAST Conference. Through its five seasons in the league, 2018 BIG EAST Regular Season Champion Xavier has earned five at-large bids to the NCAA Tournament. The BIG EAST Conference, which has established itself as an elite basketball conference, had both Xavier and eventual National Champion Villanova earn No. 1 seeds in the 2018 NCAA Tournament. The BIG EAST placed six teams in the 2018 NCAA Tournament. Nine of the 10 BIG EAST teams have made at least one NCAA Tournament appearance in the last five years.



**% OF TEAMS TO EARN 2018 NCAA BID**



All other leagues were one-bid leagues



**MADISON SQUARE GARDEN**  
THE WORLD'S MOST FAMOUS ARENA®

**MADISON SQUARE GARDEN**  
THE WORLD'S MOST FAMOUS ARENA

Madison Square Garden serves as the home of the BIG EAST Basketball Championship. A recent \$1 billion renovation to the “World’s Most Famous Arena” featured the addition of a state-of-the-art GardenVision scoreboard, new suites, renovated concourses and a remodeled Chase Square 7th Avenue entrance. The transformation also included the addition of the Chase Bridges, two seating areas that run high above and parallel to the length of the event floor. MSG has hosted an endless list of high profile events, including a visit from Pope Francis.



**BACKYARD POWER**

- CINTAS**
- CONVERGY'S
- ★ macy's
- Omnicare**
- AMERICAN FINANCIAL GROUP INC.
- FIFTH THIRD BANK
- CINCINNATI FINANCIAL CORPORATION
- ASHLAND**
- General Cable
- SCRIPPS
- Chiquita
- AK Steel**
- Kroger
- P&G**
- ISI

**CINCINNATI SPORTS AND BUSINESS**  
**ONE OF AMERICA'S BEST FOR BOTH**

A variety of pro sports teams and world-class events call Cincinnati home, including the Western & Southern Open that attracts the best men's and women's tennis players in the world every year. The Cincinnati Bengals are gunning for another playoff appearance. The oldest professional baseball team, the Cincinnati Reds, hosted the 2015 All-Star Game and enjoyed divisional championship seasons in 2010 and again in 2012 and got back to the playoffs in 2013. FC Cincinnati begins MLS play next season. Cincinnati is a hot spot for major business and motion pictures. George Clooney and Ryan Gosling filmed key parts of the movie "Ides of March" on XU's campus, including Cintas Center.



## CINTAS CENTER ONE OF CINCINNATI'S HOT SPOTS

Cintas Center is on target to pass the three-million mark for fans that have enjoyed men's college basketball since opening in 2000. These fans include numerous Cincinnati Reds and Bengals, including Bengals tight end Tyler Eifert, who is seen above proudly wearing Xavier gear and throwing up the X. Before the 2015-16 season, Xavier hosted the Cleveland Cavaliers in its NBA exhibition season opener, the first game in the Cavs' journey toward the 2016 NBA Championship. The Cavaliers roster included LeBron James, Kevin Love, Kyrie Irving and Cavs assistant coach James Posey, a 1999 Xavier graduate. Boxing champ Floyd Mayweather (seen above) is among those that have visited Cintas Center for basketball.

1. CAMERON INDOOR STADIUM (DUKE)
2. ALLEN FIELDHOUSE (KANSAS)
3. RUPP ARENA (KENTUCKY)
4. MCCARTHEY ATHLETIC CENTER (GONZAGA)
5. ASSEMBLY HALL (INDIANA)
6. DREAMSTYLE ARENA A.K.A. "THE PIT" (NEW MEXICO)
7. CARRIER DOME (SYRACUSE)
8. BRESLIN STUDENT EVENTS CENTER (MICHIGAN STATE)
9. CINTAS CENTER (XAVIER)
10. HILTON COLISEUM (IOWA STATE)

### TOP 10 TOUGHEST ARENAS IN COLLEGE BASKETBALL BASED ON WINNING PERCENTAGE

RK	TEAM	ARENA	CAPACITY	OPENED	YEARS	W	L	PCT.
1	GONZAGA	MCCARTHEY ATHLETIC CTR.	6,000	2004	14	194	16	.9238
2	OREGON	MATTHEW KNIGHT ARENA	12,346	2011	7	117	13	.9000
3	KENTUCKY	ADOLPH RUPP ARENA	24,000	1976	42	573	67	.8953
4	XAVIER	CINTAS CENTER	10,224	2000	18	245	36	.8719
5	KANSAS	ALLEN FIELDHOUSE	16,300	1955	63	774	114	.8716
6	MICHIGAN ST.	BRESLIN EVENTS CENTER	14,759	1989	29	390	59	.8686
7	BELMONT	CURB EVENTS CENTER	5,000	2003	15	172	27	.8643
8	UCLA	PAULEY PAVILION	13,800	1965	53	739	118	.8623
9	LOUISVILLE	YUM! CENTER	22,000	2010	8	131	21	.8618
10	WISCONSIN	KOHL CENTER	17,230	1997	21	285	48	.8559

Courtesy Collegiate Basketball News Co.

EA SPORTS  
TOUGHEST PLACES TO PLAY

## A TOUGH TICKET

### ONE OF THE NATION'S TOUGHEST PLACES TO PLAY

Xavier has sold out 167 games since Cintas Center opened for the 2000-01 season. XU has averaged 10,074 fans per game over 18 years at the facility, which now has a listed capacity of 10,224. XU has won 87.2 percent of its games at Cintas Center, which ranks as the nation's fourth-best home court advantage. Cintas Center was third among the "Toughest Places to Play" in college basketball in an EA Sports online poll, while *Sports Illustrated* rated Cintas Center ninth. Dana O'Neil of *The Athletic* ranked it the toughest venue in the BIG EAST: "Cintas Center somehow incorporates all of the trappings for today's fans -- luxury boxes, a VIP bar -- without sacrificing atmosphere. Xavier home games are always rocking."



# AWARD-WINNING TECH DECK

## VIRTUAL REALITY GAME EXPERIENCE AND MORE

The National Association of Collegiate Directors of Athletics (NACDA) announced Xavier University's Tech Deck in Cintas Center as the winner of the 2018 Best Game Day Technology Experience Award. The Tech Deck, which features what is believed to be the first in-arena live virtual reality game experience of its kind, is rented on a single-game basis for a party of up to 40 guests. The room includes a television wall, glass garage door to be opened to allow full access onto a balcony in the arena and virtual reality headsets that enable fans to watch the action as if they were standing at midcourt.



# ALL FOR ONE FUND



## FAN EXPERIENCE EXCITING SEATING AND HOSPITALITY OPTIONS

There are numerous changes that have been made to the seating and hospitality options over the past two years. There are the new wider luxury Front Line seats, The Joseph Club and The Living Room at the Joseph Club (see in the lower two photos above), and The Lookout seating area cantilevered over the student section (top photo). Every home game at Cintas Center was sold out last season and this season's season ticket numbers are better than last season. It's a great place to enjoy the full college basketball experience.





## FAN HOSPITALITY CHOICES

CRAFT BEER IS ONLY THE BEGINNING OF THE OPTIONS

The hospitality options include The 2,696 Zone, which honors Xavier's all-time leading scorer Byron Larkin, and The Woods, which includes the original wood bar from the popular old Norwood Cafe (seen in the top photo). D'Artagnan's Deck, the craft brew stop in the upper level, is expected to be a popular destination once again. A new Sam Adams amber signature beer will be served at D'Artagnan's Deck, D'Artagnan's Draught, this season. The Courtside Club (seen in the bottom two photos) caters to the courtside seat holders.



# LOCKER ROOM

OUR HOME INSIDE CINTAS CENTER IS GETTING A NEW LOOK

The men's basketball team locker room is going to get a major redesign in the upcoming year. This is the initial rendering created by MSA Architects, an award-winning firm which designs for seven core markets including education, corporate, lifestyle, sport, government, religious and branded engagements. MSA is an industry leader in the athletics field.



# STUDENT-ATHLETE EXPERIENCE

ACADEMIC SUPPORT AND A PLACE TO RELAX

Through the generosity of Kevin and Georgette Crawford, Xavier now enjoys a new student-athlete academic center that is home to academic advisors, tutors, a computer lab and study space. The student-athlete lounge provides a place for student-athletes to gather and relax away from the hectic pace of college life. On game nights, the student-athlete lounge is the favorite post-game waiting room for the families of the players.



## ATHLETIC TRAINING

DOUBLE THE SIZE OF THE PREVIOUS SPACE

Xavier's new Athletic Training Room opened last school year. This 5,550-square foot space utilizes the area of the old training room and the 2,500-square foot space left vacant by the old weight room. The new training room features a new hydrotherapy suite including two Hydroworx Pools in addition to 1,400 square feet of therapy space with equipment that includes a new Alter G anti-gravity treadmill and Cybex equipment. In addition there are two private doctor suites for student-athlete consultation with our team doctors, dedicated areas for treatment and taping and expanded office space.



# STRENGTH AND CONDITIONING

## COLLEGE BASKETBALL'S BEST STRENGTH FACILITY

Xavier's impressive home for Xavier Strength and Conditioning opened in October of 2016 thanks to the generosity of the McCaw Family. A 5,000-square foot addition to the north side of the Cintas Center, this space serves as the primary weight room for Xavier Basketball. Featuring 20-foot ceilings, large exterior windows and a state-of-the-art sound system, this space sets the bar in terms of basketball strength facilities. The room features a 20-yard turf sprint area, designated spaces for cardio and strength training and the Xavier Fuel Café, a one stop shop for Xavier student-athletes' nutritional needs.



FORTUNE  
15

EDUCATION

ALUMNI ENGAGEMENT

COMMUNITY ACTION

FAN INTERACTION

REAL WORLD EXPERIENCE

# THE TOTAL PERSON

GRADUATING EVERY MEN'S BASKETBALL PLAYER SINCE 1986

All-American Trevon Bluiett is one of four Musketeer basketball players that walked at this past May's graduation ceremony at Cintas Center. Xavier develops the entire person to prepare each student-athlete for life after graduation. One important program that Xavier uses for men's basketball is its "Fortune 15 Series - Building and Protecting Your Personal Brand." Components include character development, media training, social media training, career development, alumni engagement, community service and fan interaction.

## XAVIER'S GRADUATION STREAK

	# OF PLAYERS WHO COMPLETED THEIR ELIGIBILITY	PERCENT WHO GRADUATED
1986	6	100%
1987	NO SENIORS	
1988	4	100%
1989	2	100%
1990	4	100%
1991	3	100%
1992	NO SENIORS	
1993	6	100%
1994	4	100%
1995	5	100%
1996	1	100%
1997	4	100%
1998	4	100%
1999	4	100%
2000	1	100%
2001	3	100%
2002	3	100%
2003	3	100%
2004	3	100%
2005	1	100%
2006	5	100%
2007	4	100%
2008	3	100%
2009	3	100%
2010	1	100%
2011	6	100%
2012	5	100%
2013	3	100%
2014	3	100%
2015	2	100%
2016	4	100%
2017	5	100%
2018	4	100%

SINCE 1986 **109** **100%**

**109 STRAIGHT GRADUATES**  
**IMPRESSIVE STREAK OF SUCCESS STORIES**

Since the 1985-86 school year, every student-athlete in the men's basketball program that has reached his final year of eligibility has graduated. That's 109 straight graduates. 2018 graduate J.P. Macura is seen here at his graduation with Xavier University President Michael J. Graham, S.J. Xavier makes a promise to each student it recruits. That's a promise XU keeps and celebrates every May at graduation.



# XAVIER UNIVERSITY

**BUILDING AND GROWING A BRIGHTER FUTURE**

## DAVID WEST

*“Being at Xavier taught me so much. Keep learning. It’s always about the journey, every single day. I really think that what I learned at Xavier helped me on the road to becoming a champion. I wish I could talk to young people looking at colleges and tell them what a great place Xavier is. When you need help, key people all over the campus are always accessible to help you. The support you get makes this a much less stressful place to succeed. People here care about helping you excel.”*

*– David West, 2003 Xavier University graduate  
2003 National Player of the Year  
Two-time NBA Champion and two-time NBA All-Star*

The many improvements on and around campus have been impressive, including the new Alter Hall classroom building as well as University Station, which houses the new bookstore, apartments, retail and more. The Hoff Academic Quad seen above includes Smith Hall, home to the Williams College of Business with the 5/3 Trading Center equipped with Bloomberg terminals—the only college facility of its kind. The quad also houses the Conaton Learning Commons. Fenwick Place in the heart of campus is home to over 500 students and a 700-plus seat dining hall. Overseeing all of this is a statue of St. Francis Xavier, the University’s patron saint and one of the first Jesuits (seen lower left in this photo). In addition, the university’s master facility plan includes the current HUB construction that includes a new student recreation center, set to open in 2019.





TV/RADIO ROSTER




**0 Tyrique Jones**  
6-9 235 Junior  
Forward  
Bloomfield, Conn.




**1 Paul Scruggs**  
6-3 200 Sophomore  
Guard  
Indianapolis, Ind.




**2 Kyle Castlin**  
6-4 193 Graduate  
Guard  
Marietta, Ga.




**3 Quentin Goodin**  
6-4 194 Junior  
Guard  
Campbellsville, Ky.



**4 Elias Harden**  
6-5 187 Sophomore  
Guard  
East Point, Ga.




**10 Leighton Schrand**  
6-1 170 Junior  
Guard  
Villa Hills, Ky.



**11 Keonte Kennedy**  
6-5 187 Freshman  
Guard  
Aurora, Colo.



**12 Dontarius James**  
6-7 210 Freshman  
Forward  
Kershaw, S.C.




**13 Naji Marshall**  
6-7 222 Sophomore  
Forward  
Atlantic City, N.J.




**14 Nick Vanderpohl**  
6-1 180 Sophomore  
Guard  
Harrison, Ohio



**32 Ryan Welage**  
6-10 205 Graduate  
Forward  
Greensburg, Ind.



**34 Myles Hanson**  
6-7 215 Sophomore  
Guard/Forward  
Chaska, Minn.



**35 Zach Hankins**  
6-11 245 Graduate  
Forward  
Charlevoix, Mich.



**Travis Steele**  
Head Coach  
1st Year  
Butler '04



**Jonas Hayes**  
Assistant Coach  
1st Year  
Georgia '04




**Dante Jackson**  
Assistant Coach  
1st Year  
Xavier '11



**Ben Johnson**  
Assistant Coach  
1st Year  
Minnesota '05



**Mario Mercurio**  
Assoc. AD for Basketball Admin.  
16th Year  
Xavier '03



**Jeremy Growe**  
Special Asst. to the Head Coach  
10th Year  
Indiana '09



**David Fluker**  
Head Athletic Trainer  
16th Year  
Wilmington '86



**Matt Jennings**  
Strength and Conditioning Coach  
10th Year  
North Carolina '96



**Trey Scotti**  
Video Coordinator  
2nd Year  
Indiana '17



**Bo Burkhart**  
Graduate Program Assistant  
1st Year  
Central Methodist '18



**Sam Frayer**  
Graduate Program Assistant  
1st Year  
Ohio '18

## 2018-19 XAVIER MUSKETEER NUMERICAL ROSTER

NO.	NAME	YR.	POS.	HT.	WT.	HOMETOWN	HIGH SCHOOL(S) / LAST COLLEGE
0	Tyrique Jones	Jr.	F	6-9	235	Bloomfield, Conn.	Bloomfield HS / Vermont Academy
1	Paul Scruggs	So.	G	6-3	200	Indianapolis, Ind.	Southport HS / Prolific Prep (Calif.)
2	Kyle Castlin*	Gr.	G	6-4	193	Marietta, Ga.	Hillgrove HS (Ga.) HS / Columbia University
3	Quentin Goodin	Jr.	G	6-4	194	Campbellsville, Ky.	Taylor County HS
4	Elias Harden	So.	G	6-5	187	East Point, Ga.	Pebblebrook HS
10	Leighton Schrand	Jr.	G	6-1	170	Villa Hills, Ky.	Holy Cross HS
11	Keonte Kennedy	Fr.	G	6-5	187	Aurora, Colo.	Austin (Texas) Westlake HS
12	Dontarius James	Fr.	F	6-7	210	Kershaw, S.C.	Andrew Jackson (S.C.) HS / Huntington Prep (W.Va.)
13	Naji Marshall	So.	F	6-7	222	Atlantic City, N.J.	Eleanor Roosevelt HS / Hargrave Military Acad. (Va.)
14	Nick Vanderpohl	So.	G	6-1	180	Harrison, Ohio	Harrison HS
32	Ryan Welage*	Gr.	F	6-10	205	Greensburg, Ind.	Greensburg HS / San José State University
34	Myles Hanson#	So.	G/F	6-7	215	Chaska, Minn.	Chaska HS / Columbia University
35	Zach Hankins*	Gr.	F	6-11	245	Charlevoix, Mich.	Charlevoix HS / Ferris State University

**Head Coach:** Travis Steele (Butler '04; first season)

**Assistant Coaches:** Jonas Hayes (Georgia '04; first season), Dante Jackson (Xavier '11; first season), Ben Johnson (Minnesota '05; first season)

**Associate Athletic Director for Basketball Administration:** Mario Mercurio (Xavier '03; 16th season)

**Special Assistant to the Head Coach:** Jeremy Growe (Indiana '09; 10th season)

**Head Athletic Trainer:** David Fluker (Wilmington '86; 16th season)

**Strength and Conditioning Coach:** Matt Jennings (North Carolina '96; 10th season)

**Video Coordinator:** Trey Scotti (Indiana '17; second season)

**Graduate Program Assistants:** Bo Burkhart (Central Methodist '18; first season) and Sam Frayer (Ohio '18; first season)

\* Graduate transfer; one year of eligibility remaining for 2018-19

# Transfer; eligible in the 2019-20 season

### STATE/COUNTRY BREAKDOWN

#### Colorado (1)

Keonte Kennedy

#### Connecticut (1)

Tyrique Jones

#### Georgia (2)

Kyle Castlin  
Elias Harden

#### Indiana (2)

Paul Scruggs  
Ryan Welage

#### Kentucky (2)

Quentin Goodin  
Leighton Schrand

#### Michigan (1)

Zach Hankins

#### Minnesota (1)

Myles Hanson

#### New Jersey (1)

Naji Marshall

#### Ohio (1)

Nick Vanderpohl

#### South Carolina (1)

Dontarius James

### CLASS BREAKDOWN

#### Graduate Students (3)

Kyle Castlin  
Zach Hankins  
Ryan Welage

#### Juniors (3)

Quentin Goodin  
Tyrique Jones  
Leighton Schrand

#### Sophomores (5)


Myles Hanson  
Elias Harden  
Naji Marshall  
Paul Scruggs  
Nick Vanderpohl

#### Freshmen (2)

Dontarius James  
Keonte Kennedy

### PRONUNCIATIONS

Dante	DAN-tay
Dontarius	Don-TARE-ee-us
Elias	ee-LIE-es
Keonte	Kee-ON-tay
Naji	NAH-jee
Quentin	KWEN-tin
Tyrique	Tie-REEK
Vanderpohl	VAN-der-pole
Welage	Well-EDGE
Zach	ZACK



# CASTLIN

# 2

## THE CASTLIN FILE

Full name: Kyle Anthony Castlin

Nickname: KC

Birthdate/Birthplace: May 30, 1996 in Marietta, Ga.

Parents: Kelley Castlin-Gacutan (mother) and Pedro Gacutan (stepfather); biological father was killed when I was four

Siblings: Kristi, Rodney and Ryan Castlin; Kristi won a bronze medal in the 100 meter hurdles at the 2016 Olympics in Brazil. My older siblings have a different mother than Ryan and I.

Major: MBA; graduated from Columbia with a bachelor's degree in Psychology and African American studies

Shoe size: 16

I chose my number because: Both of my sisters (one who passed away when I was younger and my sister Ryan) were born in February

Something you may not know about me: I am vegan.

Volunteer: I helped out at a nursing home.

My faith is important to me: The Bible is my favorite book and my favorite holiday is Christmas.



### #2 BY THE NUMBERS WHO ELSE HAS WORN IT?

Landen Amos	2011-12
James Farr	2012-16
Adrian Graves	2006-08
Jordan Latham	2010-11
Brian Thornton	2003-06



### AS A MUSKETEER

Graduate transfer ... Has one year of eligibility left, which he will use in the 2018-19 season ... One of the three 2018-19 team captains.

### STEELE ON CASTLIN

"Kyle is very intelligent, an absolute gym rat and our guys respect him. Kyle has the ability to connect with everybody on our team. He can go into any room with anybody from any background and he is going to make a connection. Kyle can defend and brings an ability to score the ball. He can drive the ball and he can make shots. I think he's going to have a very big year for us on both sides of the floor and as a leader on and off the floor. He just has a great way about him. He's very thoughtful in everything that he says and does."

### AT COLUMBIA (2017-18)

Averaged 10.5 points, 3.8 rebounds and 1.4 assists per game this past season, although injuries limited him to 17 games, including five starts ... Played in 76 games in three seasons for the Lions, including 48 starts ... Got a little taste of BIG EAST action last season when he contributed 10 points, six rebounds and four assists in a 75-60 loss at Villanova on Nov. 10 ... Scored a career-high 22 points in a win over Princeton on Feb. 17 and matched the effort with 22 points in a two-point loss at Dartmouth on March 2 ... Basketball coach: James Engles.

# KYLE CASTLIN

6-4 | 193 | GRADUATE | GUARD | MARIETTA, GA.  
HILLGROVE HIGH SCHOOL | COLUMBIA UNIVERSITY

@KYLECASTLIN | @KYLECASTLIN

### AT COLUMBIA (2016-17)

Injury redshirt for the 2016-17 season ... Basketball coach: James Engles.

### AT COLUMBIA (2015-16)

Played in 31 games, starting 15 times ... Scored 12 points against Cornell on Jan. 16 ... Season-high 14 points against Robert Morris on Dec. 14 on 5-of-9 shooting, including a 3-pointer ... Basketball coach: Kyle Smith.

### AT COLUMBIA (2014-15)

Started all 28 games ... Averaged 10.3 points per game, the highest average for all Ivy League rookies ... Added 4.2 rebounds per game ... Ended the season on a high note with a 14-point performance at Princeton on March 7 ... Led the team with 18 points to go with nine rebounds and six assists against Dartmouth on Feb. 27 ... Scored a season-high 21 points to go with nine rebounds and three steals in win over Brown on Jan. 31 ... Grabbed six rebounds, including four offensive, and added four points at UConn on Dec. 22 ... Named Ivy League and ECAC Rookie of the Week on Dec. 22 ... Scored eight points on 3-of-6 shooting at then-No. 1 Kentucky on Dec. 10... Scored a game-high 18 points on 6-of-10 shooting and added six boards against Wagner on Nov. 18 ... Basketball coach: Kyle Smith.





# HANKINS

35





# ZACH HANKINS

**6-11 | 245 | GRADUATE | FORWARD | CHARLEVOIX, MICH.**  
**CHARLEVOIX HIGH SCHOOL | FERRIS STATE UNIVERSITY**

@HANKYMCKSPANKY | @HANKYMCKSPANKY



## AS A MUSKETEER

Graduate transfer ... Has one year of eligibility left, which he will use in the 2018-19 season.

## TRAVIS STEELE ON HANKINS

“Zach brings a mobile interior presence for our team both offensively and defensively. His best trait is his athleticism. He can really defend ball screens and protect the rim and he’s probably a better weak side shot blocker than we have had in years. He is athletic around the rim offensively. He’s going to dunk things around the rim. We may even change things up where in the past years when we drove the ball we threw a bounce pass to the big guys; with him were going to lob it up because he can go get it. He’s going to be able to block shots and defend because all that stuff translates even going up a division. What he has to get used to is being able to score over size with a guy on his back.”

## AT FERRIS STATE

2018 NABC Division II National Player of the Year and 2018 Division II Bulletin National Player of the Year ... Led Ferris State to the 2018 NCAA Division II National Championship with a 38-1 record, a school wins record that tied the NCAA Division

II wins record ... 2018 Most Outstanding Player NCAA Division II Elite Eight and NCAA Midwest Regional All-Tournament Team ... Led the nation in blocked shots for the second straight year, including 128 as a senior ... Also led the team in scoring (15.1 ppg.), rebounding (9.7 rpg.) and field goal percentage (.630) while contributing 1.5 assists per game ... Consensus All-American for the second straight year, including the National Association of Basketball Coaches (NABC), *Basketball Times*, Division II Bulletin and the D2 Conference Commissioner’s Association ... 2018 NABC Midwest Region Player of the Year ... D2 Conference Commissioners Association Midwest Region Player of the Year for the second straight year ... Great Lakes Intercollegiate Athletic Conference (GLIAC) Player of the Year for the second straight year and Most Valuable Player of the 2018 GLIAC Tournament ... All-GLIAC First Team and All-Defensive Team ... Led Ferris State to a 19-1 record and its second straight GLIAC Regular Season Championship as well as a third GLIAC Tournament Championship and a third NCAA Tournament appearance in his three seasons on the active roster ... Reached the 2016 NCAA Division II Sweet 16 in addition to winning the 2018 National Championship ... Basketball coach: Andy Bronkema.

## THE HANKINS FILE

Full name: Zachary Scott Hankins (goes by Zach or Hank)

Nicknames: Hank or Big Z

Birthdate/Birthplace: July 27, 1996 in Charlevoix, Mich.

Parents: Scott and Dawn Hankins; Mom played basketball at Goshen College and father is the Deputy Chief of Police in Charlevoix.

Something you may not know about me: I’ve ridden and trained horses most of my life.

Something you may not know about my family: We love to play cards.

Sibling: Allison

Major: MBA; graduated from Ferris State with a bachelor’s degree in Environmental Biology.

My first job: Golf caddy

Hobbies: Playing drums, hiking and horseback riding.

Shoe size: 17

Career goals: NBA or overseas basketball; outside basketball I would love to run a safari park. If I won the lottery I’d buy a safari park.

Favorite sports memory: Winning the Division II National Championship.

## #35 BY THE NUMBERS – WHO ELSE HAS WORN IT?

Doug Alt	1969-72	Tom St. John	1952-53
Dexter Bailey	1980-84	Desmond Walker	1998-99
Jim Bothen	1962-65	Jack Wambach	1963-66
Don Darby	1968-70	John Zeides	1966-69
Anthony Espelage	1945-47		
Bob Fullarton	1970-73		
RaShid Gaston	2016-17		
Anthony Hubbard	1973-77		
Bob King	1977-80		
Jim Kromer	1993-97		
Frank Pinchback	1959-62		
Pete Sears	1993-95		
Erik Stenger	2011-14		





**RECORD-SETTING CAREER**

Made the most of his three seasons at Ferris State, finishing first in school history in career blocked shots (319) and career field goal percentage (.642) ... Fifth in school history in rebounding (858) and 20th in scoring (1,232 points) ... Recorded a single-season school record in his senior season in rebounding (380) ... His offensive production improved from 4.8 ppg. (2015-16) to 14.6 ppg. (2016-17) to 15.1 ppg. (2017-18).

**AT CHARLEVOIX HIGH SCHOOL**

Enjoyed a standout junior year at Charlevoix High School in Charlevoix, Mich., averaging 12 points and eights rebounds, while shooting 71 percent from the field and earning All-Area and First Team All-Lake Michigan Conference honors under head coach Adam Wood ... Injuries limited him to two games played as a senior under new head coach Bret Erskine.



**CAREER HIGHS AT FERRIS STATE**

**Points** - 31 at Northern Michigan (Feb. 17, 2018)  
**Field Goals Made** - 14 at Northern Michigan (Feb. 17, 2018)  
**Field Goals Attempted** - 18 at Northern Michigan (Feb. 17, 2018)  
**3-Pt Field Goals Made** - 1 vs. Lewis (Ill.) (Nov. 19, 2016)  
**3-Pt Field Goals Attempted** - 1 three times  
**Free Throws Made** - 11 at Grand Valley State (Jan. 30, 2017)  
**Free Throws Attempted** - 13 at Grand Valley State (Jan. 30, 2017)  
**Rebounds** - 21 at Cedarville (Nov. 22, 2016)

**Assists** - 4 vs. vs Lake Superior State (March 4, 2018), vs. Ashland (Dec. 2, 2017), vs. Ashland (March 5, 2017), vs. Saginaw Valley State (Feb. 2, 2017), at Hillsdale College (Dec. 10, 2016) and vs. Findlay (Dec. 4, 2016)  
**Blocks** - 10 vs. Wayne State (Jan. 21, 2017)  
**Steals** - 2 vs. Saginaw Valley State (Feb. 28, 2018), vs. Olivet (Nov. 21, 2017), vs. St. Thomas Aquinas (Nov. 3, 2017), vs. Tiffin (Dec. 19, 2016) and vs. Ohio Dominican (Dec. 1, 2016)  
**Minutes** - 37 at Hillsdale College (Dec. 10, 2016)

**HANKINS' CAREER NUMBERS AT FERRIS STATE**

Season	G-GS	Min/G	FG-FGA	Pct	3FG-FGA	Pct	FT-FTA	Pct	Off	Def	Tot	Avg	PF	FO	A	TO	Blk	Stl	Pts	Avg
2015-16	34-0	357/10.5	67-101	.663	0-0	.000	28-45	.622	53	77	130	3.8	52	0	7	11	61	6	162	4.8
2016-17	33-33	931/28.2	199-307	.648	1-1	1.000	84-134	.627	115	233	348	10.5	83	1	56	57	130	13	483	14.6
2017-18	39-38	1048/26.9	237-376	.630	0-2	.000	113-159	.711	129	251	380	9.7	84	2	59	49	128	16	587	15.1
<b>TOTALS</b>	<b>106-71</b>	<b>2336/22.0</b>	<b>503-784</b>	<b>.642</b>	<b>1-3</b>	<b>.333</b>	<b>225-338</b>	<b>.666</b>	<b>297</b>	<b>561</b>	<b>858</b>	<b>8.1</b>	<b>219</b>	<b>3</b>	<b>122</b>	<b>117</b>	<b>319</b>	<b>35</b>	<b>1232</b>	<b>11.6</b>



# WE ARE THE BLUE

# 321

## THE WELAGE FILE

Full name: Ryan Matthew Welage

Nickname: Welly

Birthdate/Birthplace: Oct. 5, 1996 in Greensburg, Ind.

Parents: Tom and Jenni Welage; father played one year of basketball at Hanover College

Siblings: Elaine and Andrew

Major: Sport Administration; graduated from San José State with a degree in Kinesiology. SJSU Dean's Scholar and First Team Academic All-Mountain West Conference.

Career goals: NBA or work in nutrition/health counseling as a holistic health/lifestyle doctor

Shoe size: 13

Biggest thrill to date in sports: Winning back-to-back Indiana high school state championships

Hobbies: Ping-pong, corn hole, pool, playing cards, board games and reading

Something people probably don't know about me: I am a corn hole master

Favorite midnight snack: Banana and peanut butter

Least favorite foods: Meat and dairy

What I like about Cincinnati: It is a great mix of trees/nature and city life

### #32 BY THE NUMBERS – WHO ELSE HAS WORN IT?


Jim Boothe	1956-57	Charlie Phillips	1959-60
Maurice Brantley	1990-92	Dave Piontek	1953-54
Keenan Christiansen	2002-06	Jim Renforth	1986-90
Kevin Coker	2012-16	Bert Robben	1939-42
Broderick Dow	1977-81	Russ Sweeney	1933-35
Bill Ferguson	1935-36	Darnell Williams	1995-00
Kenny Frease	2008-12		
Albert Geselbacht	1937-40		
Al Gundrum	1957-59		
Gary Holle	1972-73		
George Hollenstein	1960-63		
Paul Kobussen	1967-68		
John Macel	1964-67		
Mike McCall	1973-77		



# RYAN WELAGE

6-10 | 205 | GRADUATE | FORWARD | GREENSBURG, IND.  
GREENSBURG HIGH SCHOOL | SAN JOSÉ STATE UNIVERSITY

@RYANWELAGE32 | @RYANWELAGE32



### AS A MUSKETEER

Graduate transfer with one year of eligibility left; will use it in the 2018-19 season.

### TRAVIS STEELE ON WELAGE

"Ryan is an incredible shooter from the wing position. He can really stretch the floor and create space on the floor. He has a knack for scoring. The biggest thing for Ryan is how he's going to be on the defensive end, which will determine how much he plays. I think offensively he can really help us. He brings a skill set, he can really shoot and he can attack close outs."

### IMPRESSIVE CAREER NUMBERS AT SAN JOSÉ STATE

Finished his career at San José State ranked sixth on the all-time scoring list with 1,258 career points over his three seasons ... San José State's all-time leader in made 3-point baskets with 161 ... Played in 91 games in three seasons, starting 82 times ... Two-time Academic All-Mountain West honoree and a 2018 CoSIDA Academic All-District VIII honoree.

### AT SAN JOSÉ STATE (2017-18)

2017-18 All-Mountain West Conference honorable mention selection ... Played in 30 games, starting 29 times ... Finished the season ranked fourth in the Moun-

tain West at 18.1 points per game ... The league's most accurate free throw shooter at 87.7 percent (100-of-114) ... Double-figure scoring in 26 games, including 14 games of 20-plus points and two 30-point games ... Scored a career-high 37 points, the second-most of any individual in the Mountain West in 2017-18, against Wyoming on Jan. 27 ... Grabbed a season-high nine rebounds at Nevada on Feb. 21 ... Dished a season-high four assists versus San Diego State on Feb. 24 ... Basketball coach: Jean Prioleau.

### AT SAN JOSÉ STATE (2016-17 AND 2015-16)

Averaged 13.2 points and 4.5 rebounds over 30 games as a sophomore, starting 27 contests ... Scored a season-high 22 points in the win over Southern Utah on Dec. 21 ... Double-figure scoring in 14 of the last 15 games and 11 straight to end the year ... Guided SJSU to a win over New Mexico on Feb. 4, 2017 with 20 points and eight rebounds ... Had 10 games with 15 or more points and four 20-point games ... Scored 17 points on the road at No. 15 Saint Mary's on Nov. 22, 2016 ... 20 points in the win at Washington State on Nov. 27, giving SJSU its first win over a Pac-12 school since 2010 ... Scored 19 points and hit a critical 3-pointer on Jan. 28 to help SJSU defeat UNLV for the first time since



# GOODIN

3





# QUENTIN GOODIN

**6-4 | 194 | JUNIOR | GUARD**  
**CAMPBELLSVILLE, KY. | TAYLOR COUNTY HIGH SCHOOL**

@QUENTINGOODIN | @GOODIN3

## AS A MUSKETEER

One of the three 2018-19 team captains ... Attended the Chris Paul Elite Guard Camp this past summer.

## TRAVIS STEELE ON GOODIN

"I am pushing him to be the best point guard in the BIG EAST. Obviously, there are a lot of other great guards in the BIG EAST like Markus Howard and Shamorie Ponds for example, but Q's game is different than those guys who are more scorers or shooters. I want Q to lead the BIG EAST in assists and assist-to-turnover ratio. He is the table setter for us. Q's shot has really improved. Defensively, I think he should be the best point guard in our league. He has so many great physical gifts, he's 6-4, he's athletic, he's strong, and he knows our defensive system. He knows the terminology and the drills. He should be able to teach it and implement it himself. That's one of the things I love about the Pack Line is that the older players can teach younger ones and Q is going to be in that role this year."

## AS A SOPHOMORE (2017-18)

Third in the BIG EAST in assists at 4.9 apg. and third in the BIG EAST in assist-to-turnover ratio at 2.14 ... His 171 assists rank second all-time for Xavier sophomores and eighth overall ... Recorded 17 double-figure scoring games for the season (compared with six as a freshman), including a streak of five straight games in February ... Scored 18 points on 7-of-10 shooting



to go with four assists in the Providence win on Feb. 28 ... That came on the heels of a career-high 19 points, including 16 in the second half, to go with four rebounds and three assists at Georgetown on Feb. 21; hit all five of his shots from the field, including three 3-pointers, at GU ... Posted a 17-point game at Creighton on Feb. 10 that included the game-winning free throws with 0.3 seconds left ... Averaged 10.4 ppg. over the last 14 games, while shooting 50.5 percent (51-of-101) from the field, including 43.2 percent (16-of-37) from 3-point range ... Dished off a career-high 12 assists to go with 10 points vs. Villanova on Feb. 17 ... Had 11 points to go with five rebounds and three assists vs. Georgetown on Feb. 3, 15 points and five assists vs. Marquette on Jan. 24 and 13 points and five assists at St. John's on Jan. 30 ... Shot 79.1 percent from the free-throw line, including 6-of-6 in the final minute at UNI on Dec. 22 and 4-of-4 in the final five minutes at Marquette on Dec. 27 ... Shot 85.5 percent from the line in the final five minutes of games ... Has started 52 straight games, including all 35 as a sophomore ... Nine assists to go with no turnovers vs. Baylor on Nov. 28... Had a streak of four straight double-figure scoring games that included 10 points at Providence on Jan. 6, 12 points vs. Butler on Jan. 2, 12 vs. DePaul on Dec. 30 and 10 at Marquette on Dec. 27 ... 16 points in the George Washington win on Nov. 23 ... 14 points in the Marshall win on Dec. 19 ... 10 points, five rebounds and eight assists in the Cincinnati win on Dec. 2.

## THE GOODIN FILE

Full name: Quentin Emmanuel Goodin  
 Nickname: Q or QG  
 Birthdate/Birthplace: September 3, 1997 in Campbellsville, Ky.  
 Parents: Chris and LaQuita Goodin  
 Sibling: Tre  
 Major: Communication Studies  
 Shoe size: 13  
 Favorite color: Neutral colors  
 Favorite athlete: LeBron James  
 Most famous person I've ever met: John Wall  
 Other than my parents, the biggest influence in my life: My brother Tre; my entire family inspires me.  
 Mom's advice: "Make smart decisions."  
 Favorite sports commentator: Shaq  
 Team I look forward to playing the most: Villanova; I'd love to see us add Kentucky.  
 Favorite snack: Different types of candy but not chocolate

## #3 BY THE NUMBERS – WHO ELSE HAS WORN IT?

Ashanti Burgess	2015-16
Justin Cage	2003-07
O'Neil Cooper	2011-12
Kevin Frey	1998-02
Jim Kartholl	1947-50
Pat Kelsey	1995-98
Brandon Randolph	2013-15
Joe Schuessler	2012-13
Tom Simms	1950-51
Brian Walsh	2008-10
John Wiethe	1933-34



**AS A FRESHMAN (2016-17)**

Averaged 5.3 apg. after taking over the starting point guard role over the final 17 games of the season, including a season-high and Xavier NCAA Tournament record-tying nine assists in the NCAA First Round win over Maryland ... Dished eight assists at Seton Hall on Feb. 22, at Marquette on Feb. 18 and vs. DePaul on Feb. 8 ... Scored 11 points vs. Creighton on March 10 in the BIG EAST Tournament ... Sixth in the BIG EAST in assists at 3.4 apg. and fifth in assist-to-turnover ratio (1.8) for all games ... Second in the BIG EAST in assist/turnover ratio for league games at 2.2 and fourth in assists at 3.8 apg. ... 15 points, five assists and a career-high five steals at Creighton on Feb. 4 ... Had seven assists in the Feb. 1 win over Seton Hall ... Season-high 16 points to go with two assists in the win over St. John's on Jan. 29 ... Made his first collegiate start vs. Creighton on Jan. 16 ... Dished off six assists in the Eastern Washington win on Dec. 20 ... Scored 11 points on 3-of-3 shooting, including a 3-pointer, to go with four assists vs. Buffalo on Nov. 14 ... Contributed six points and three rebounds vs. Northern Iowa on Nov. 20, including a pair of big second-half baskets ... Averaged 35.5 minutes over the last 17 games (all starts), including a career-high 40 vs. Villanova on Feb. 11 and 39 in four other games.

**AT TAYLOR COUNTY**

Consensus four-star recruit ... 2016 Gatorade State Boys Basketball Player of the Year in Kentucky ... 2016 Associat-

ed Press Player of the Year in the state as well ... Four-Time All-State selection, including First Team as a junior and a senior (2015 and 2016) ... Four-time All-District honoree ... 2016 Kentucky Derby Classic Invitee ... 2016 McDonald's All-American nominee ... Averaged 22.9 points and 7.9 rebounds per game for Taylor County, while shooting 47 percent from the field and 72 percent from the free-throw line ... Team finished 25-9 and returned to the Sweet 16 ... Earned First Team All-State honors as a junior after averaging 21.3 points and 6.2 rebounds per game in helping Taylor County reach the Sweet 16 for the first time since 1983 ... 2015 Adidas All-American and 2015 Under Armour All-American camp invitations ... Finished his career as the all-time leading scorer at Taylor County High School with 2,968 points and a 24.2 ppg. career average ... 773 rebounds (8.1 rpg.), 629 assists (4.1 apg.) and 325 steals (2.7 spg.) during his impressive four-year career ... Basketball coach: Richard Gatewood.

**HIGHLY-RANKED**

All of the major scouting services had him ranked as the top player in the state of Kentucky ... Also garnered top 100 national rankings from 247, Rivals and ESPN ... Participated in the 2015 NBPA Top 100 Camp and was selected to the USA Basketball Men's Developmental National Team in 2014 and 2013 ... 2014 Nike Top 100 Camp ... Played with the 17-under St. Louis Eagles of the Nike Elite Youth Basketball League (EYBL).



**CAREER HIGHS AT XAVIER**

**Points** – 19 at Georgetown (Feb. 21, 2018)  
**Field Goals Made** – 7 vs. Providence (Feb. 28, 2018)  
**Field Goals Attempted** – 17 at Creighton (Feb. 4, 2017)  
**3-Pt Field Goals Made** – 4 at Creighton (Feb. 4, 2017)  
**3-Pt Field Goals Attempted** – 7 at Creighton (Feb. 4, 2017)  
**Free Throws Made** – 7 at St. John's (Jan. 29, 2017)  
**Free Throws Attempted** – 9 at St. John's (Jan. 29, 2017)

**Rebounds** – 6 at Butler (Feb. 6, 2018) and vs. St. John's (Jan. 17, 2018), Marshall (Dec. 19, 2017), Butler (Feb. 26, 2017) and Villanova (Feb. 11, 2017)  
**Assists** – 12 vs. Villanova (Feb. 17, 2018)  
**Blocks** – 2 vs. Seton Hall (Feb. 1, 2017)  
**Steals** – 5 at Creighton (Feb. 4, 2017)  
**Minutes** – 40 vs. East Tennessee State (Dec. 16, 2017) and Villanova (Feb. 11, 2017)

**GOODIN'S CAREER NUMBERS AT XAVIER**

Season	G-GS	Min/G	FG-FGA	Pct	3FG-FGA	Pct	FT-FTA	Pct	Off	Def	Tot	Avg	PF	FO	A	TO	Blk	Stl	Pts	Avg
2016-17	38-18	916/24.1	70-200	.350	13-51	.255	42-73	.575	6	71	77	2.0	80	1	131	74	6	34	195	5.1
2017-18	35-35	1039/29.7	106-238	.445	19-63	.302	72-91	.791	9	94	103	2.9	73	0	171	80	7	32	303	8.7
<b>TOTALS</b>	<b>73-53</b>	<b>1955/26.8</b>	<b>176-438</b>	<b>.402</b>	<b>32-114</b>	<b>.281</b>	<b>114-164</b>	<b>.695</b>	<b>15</b>	<b>165</b>	<b>180</b>	<b>2.5</b>	<b>153</b>	<b>1</b>	<b>302</b>	<b>154</b>	<b>13</b>	<b>66</b>	<b>498</b>	<b>6.8</b>

# QUENTIN GOODIN

## 2016-17

TEAM	DATE	MIN	FG-FGA	3FG-FGA	FT-FTA	O-D-T	PF	A	TO	BLK	STL	PTS
LEHIGH	11/11	16	1-4	0-2	0-0	1-0-1	2	2	2	0	1	2
BUFFALO	11/14	24	3-3	1-1	4-8	0-1-1	2	4	2	0	0	11
vs. Missouri	11/17	20	0-3	0-1	2-2	0-1-1	0	2	1	0	0	2
vs. Clemson	11/18	10	0-0	0-0	0-0	0-1-1	3	2	3	0	2	0
vs. N. Iowa	11/20	18	3-4	1-1	0-1	0-3-3	0	1	0	0	1	6
N. IOWA	11/26	18	3-4	1-2	0-0	0-3-3	1	0	1	0	0	7
N. DAKOTA ST.	11/29	21	3-4	1-1	0-2	0-0-0	0	1	0	1	1	7
at Baylor	12/3	9	0-0	0-0	0-0	1-0-1	0	2	2	0	0	0
at Colorado	12/7	14	0-3	0-0	0-0	0-2-2	2	1	2	1	1	0
UTAH	12/10	14	1-3	0-1	0-0	0-2-2	1	3	3	0	1	2
WAKE FOREST	12/17	12	0-0	0-0	0-0	0-1-1	1	2	2	0	1	0
EASTERN WASH.	12/20	18	1-2	0-1	2-3	0-0-0	3	6	2	1	1	4
PROVIDENCE	12/28	18	2-5	0-1	0-0	0-2-2	1	1	2	0	1	4
at Georgetown	12/31	7	0-2	0-0	0-0	0-0-0	2	0	0	0	0	0
ST. JOHN'S	1/7	20	1-2	0-1	2-5	0-3-3	0	3	0	0	2	4
at Villanova	1/10	13	0-1	0-1	0-0	0-1-1	2	1	0	0	0	0
at Butler	1/14	3	0-0	0-0	1-2	0-0-0	1	0	0	0	0	1
CREIGHTON	1/16	5	0-2	0-0	0-0	0-0-0	1	1	1	0	1	0
GEORGETOWN	1/22	12	0-3	0-0	0-1	0-3-3	0	1	1	0	2	0
at Cincinnati	1/22	15	2-5	1-1	2-2	0-0-0	2	6	1	0	0	7
at St. John's	1/29	25	4-5	1-1	7-9	0-1-1	4	2	1	0	1	16
SETON HALL	2/1	35	2-11	0-2	4-7	0-1-1	2	7	3	2	1	8
at Creighton	2/4	38	5-17	4-7	1-4	1-2-3	2	5	2	0	5	15
DEPAUL	2/8	29	2-6	0-1	1-2	0-1-1	4	8	2	0	1	5
VILLANOVA	2/11	40	1-14	0-4	1-2	0-6-6	3	6	2	0	0	3
at Providence	2/15	39	3-7	1-2	1-3	0-5-5	4	3	4	0	2	8
at Marquette	2/18	32	0-7	0-4	0-0	0-1-1	5	8	2	0	3	0
at Seton Hall	2/22	35	2-6	0-2	0-0	0-1-1	4	8	2	0	0	4
BUTLER	2/26	34	4-10	0-2	3-4	1-5-6	4	7	6	0	0	11
MARQUETTE	3/1	35	2-6	0-0	1-1	1-3-4	3	5	1	0	0	5
at DePaul	3/4	38	3-8	1-3	1-2	0-2-2	2	3	2	0	2	8
vs. DePaul	3/8	36	6-8	0-2	1-3	0-2-2	4	3	2	0	0	13
vs. Butler	3/9	34	2-6	0-1	1-1	0-2-2	2	1	2	0	1	5
vs. Creighton	3/10	39	5-11	1-2	0-0	0-4-4	1	4	4	0	2	11
vs. Maryland	3/16	39	3-7	0-1	3-3	1-4-5	3	9	5	0	0	9
vs. Florida State	3/18	34	2-8	1-1	1-3	0-1-1	4	5	2	0	1	6
vs. Arizona	3/23	39	1-5	0-1	0-0	0-2-2	3	6	3	1	0	2
vs. Gonzaga	3/25	28	3-8	0-1	3-3	0-5-5	2	2	4	0	0	9

## 2017-18

TEAM	DATE	MIN	FG-FGA	3FG-FGA	FT-FTA	O-D-T	PF	A	TO	BLK	STL	PTS
MOREHEAD STATE	11/10	19	1-1	0-0	0-1	0-1-1	2	7	4	0	0	2
RIDER	11/13	25	2-4	0-1	2-2	0-0-0	3	6	2	1	0	6
at Wisconsin	11/16	30	1-4	0-1	0-0	1-1-2	3	6	1	0	0	2
HAMPTON	11/20	19	4-7	0-1	2-2	0-0-0	2	5	1	0	2	10
vs. George Wash.	11/23	29	6-9	0-0	4-4	1-3-4	2	4	5	1	4	16
vs. Arizona State	11/24	27	1-6	0-1	2-2	0-2-2	4	6	2	0	0	4
BAYLOR	11/28	26	2-8	0-2	2-2	1-1-2	2	9	0	0	0	6
CINCINNATI	12/02	31	2-8	0-1	6-7	1-4-5	2	8	6	1	0	10
KENT STATE	12/06	25	2-5	1-2	0-0	1-2-3	1	6	0	0	0	5
COLORADO	12/09	29	5-8	0-0	0-0	0-0-0	2	8	2	0	2	10
ETSU	12/16	40	2-8	0-0	1-1	0-4-4	3	6	3	0	1	5
MARSHALL	12/19	34	5-10	0-4	4-6	0-6-6	3	3	3	0	1	14
at UNI	12/22	28	1-4	0-2	6-6	0-4-4	2	5	3	0	1	8
at Marquette	12/27	25	3-4	0-0	4-4	0-1-1	0	5	1	0	2	10
DEPAUL	12/30	29	5-11	0-3	2-3	1-3-4	2	4	2	0	1	12
BUTLER	01/02	28	4-7	0-1	4-5	0-4-4	2	3	0	1	1	12
at Providence	01/06	35	4-10	2-3	0-0	2-3-5	3	4	2	0	0	10
at Villanova	01/10	31	0-7	0-1	0-0	1-3-4	1	3	2	0	2	0
CREIGHTON	01/13	28	1-6	0-1	0-2	0-3-3	1	6	2	0	2	2
ST. JOHN'S	01/17	33	1-5	0-2	4-4	0-6-6	3	7	5	0	1	6
at Seton Hall	01/20	19	3-5	0-0	0-0	0-2-2	1	1	3	0	1	6
MARQUETTE	01/24	35	6-11	3-3	0-0	0-3-3	3	5	1	0	1	15
at St. John's	01/30	34	5-6	2-3	1-2	0-2-2	1	5	2	0	0	13
GEORGETOWN	02/03	34	3-6	2-3	3-4	0-5-5	1	3	2	0	1	11
at Butler	02/06	39	2-5	0-0	1-1	0-6-6	1	3	3	0	0	5
at Creighton	02/10	33	6-12	2-5	3-4	0-3-3	3	2	2	1	2	17
SETON HALL	02/14	32	3-7	2-4	2-4	0-1-1	1	4	1	0	0	10
VILLANOVA	02/17	37	4-9	0-2	2-2	0-3-3	1	12	2	0	0	10
at Georgetown	02/21	29	5-5	3-3	6-7	0-4-4	2	3	4	0	0	19
PROVIDENCE	02/28	36	7-10	1-3	3-3	0-2-2	1	4	4	1	2	18
at DePaul	03/03	24	1-8	0-6	2-2	0-3-3	3	2	0	0	0	4
at St. John's	03/08	29	2-4	0-0	3-4	0-1-1	2	4	1	0	1	7
vs. Providence	03/09	29	3-8	0-3	0-1	0-3-3	2	2	1	0	2	6
vs. Texas Southern	03/16	29	2-5	1-2	1-4	0-2-2	4	7	3	1	0	6
vs. Florida State	03/18	29	2-5	0-0	2-2	0-3-3	4	2	3	0	2	6





JONES

O





# TYRIQUE JONES

**6-9 | 235 | JUNIOR | FORWARD | BLOOMFIELD, CONN.**  
**BLOOMFIELD HIGH SCHOOL | VERMONT ACADEMY**

@TYRIQUEJONES\_ | @TYRIQUEJONES\_

## AS A MUSKETEER

One of the three 2018-19 team captains.

## TRAVIS STEELE ON JONES

“The big key for Ty is his conditioning level. He played at about 258 pounds last year and played about 15 minutes a game. He just couldn’t play long minutes. I challenged him to get down to about 230. He’s been working really hard; his body looks a lot leaner. He’s never going to have a problem with being strong enough. Ty is the heart and soul of our team and I think he is the guy that doesn’t need the ball to be effective. He screens, rebounds, takes charges and makes big-time hard plays on the ball like a weak side block. Tyrique could have a monster year. There’s no reason he can’t challenge to be the top rebounder in the league. The scoring part will take care of itself, especially since he’s a guy who gets points like offensive rebounds and drop-offs. He’s worked hard on shooting and he can drive the ball a little bit.”

## AS A SOPHOMORE (2017-18)

19 starts as a sophomore ... Missed two straight games with an injury but returned on Feb. 14 vs. Seton Hall to play 11 minutes and contribute nine points ... Fourth on the team and 29th in the BIG EAST in rebounding (4.5 rpg.), including his team-high nine-rebound game vs. Butler on Jan. 2 ... 15-point, six-rebound game vs. Georgetown on Feb. 3 ... First career double-double with 14 points and a career-high tying

11 rebounds vs. Marshall on Dec. 19 ... Career-high 19 points on 7-of-8 shooting vs. Rider on Nov. 13 ... Scored in double figures in nine games for the season, including 12 at Providence on Jan. 6, 12 at Marquette on Dec. 27 on 5-of-6 shooting, 13 on 6-of-6 shooting on Dec. 6 vs. Kent State and 11 vs. Colorado on Dec. 9; by comparison, he had only four double-figure efforts in 37 games played as a freshman.

## AS A FRESHMAN (2016-17)

Started 13 games, including all four NCAA Tournament games ... Scored 13 points on 6-of-7 shooting in the NCAA Second Round win over Florida State on March 18 ... Second on the team in offensive rebounding at 1.6 rpg., which ranked 14th in the BIG EAST despite logging 11.0 minutes per game ... Posted a 13-point game at Marquette on 6-of-8 shooting ... Hit 44 of his last 62 shots from the field (71.0 percent) over his last 15 games ... Hit 8-of-8 from the field at Creighton on Feb. 4 for a career-high 16 points, equaling the best single-game field goal percentage effort by a Musketeer in over 20 years ... Grabbed six rebounds in 16 minutes in his first collegiate start at St. John’s on Jan. 29 ... Posted his first career double-figure scoring game vs. St. John’s on Jan. 7, contributing 10 points to go with five rebounds and two blocks ... Scored nine points to go with four rebounds and two blocks in the Eastern Washington win on Dec. 20 ... Had a pair of big offensive rebounds and put-back slams in the Utah win on



## THE JONES FILE

Full name: Tyrique Daniel Jones

Nickname: Ty, Rique

Birthdate/Birthplace: May 3, 1997 in Hartford, Conn.

Parents: Petronia Bailey and the late Lester Jones

Sibling: Dajoun

Major: Communication Studies

Shoe size: 15

Something people probably don’t know about my family: They are from Jamaica.

Favorite food: Stew peas (Jamaican dish)

Least favorite food: I don’t have one. I’ll try anything.

Mom’s advice: “Do your best and God will do the rest.”

Favorite team: Any team that LeBron James is on.

When I was younger: I tried to be like Dwight Howard on the court.

Great sports memory you probably didn’t know: I had a 94-yard interception TD run.



## #0 BY THE NUMBERS – WHO ELSE HAS WORN IT?

Larry Austin Jr.	2014-16
Lionel Chalmers	1999-04
Semaj Christon	2012-14
Dee Davis	2011-12

Dec. 10 ... Grabbed a game-high 11 rebounds to go with six points and two blocks, while taking a pair of charges on defense, in the win over Buffalo on Nov. 14.

**AT VERMONT ACADEMY**

Averaged 19.8 points, 9.7 rebounds, 2.2 blocks, 1.5 steals and 1.7 assists per game at Vermont Academy, his postgraduate season, while shooting 61 percent from the field and 74 percent from the free-throw line ... 2015-16 Class AA All-NEPSAC First Team honors as he led his team to a 27-5 record and won the New England Prep School Athletic Conference (NEPSAC) Championship game for the first time in school history ... As a senior in the 2014-15 season at Vermont Academy, averaged 13.2 points and 7.6 rebounds per game while earning Class AA All-NEPSAC Second Team honors and leading Vermont Academy to a 24-7 record and the Class AA NEPSAC Finals ... Basketball coach: Alex Popp.

**BEFORE VERMONT ACADEMY**

First Team All-State (*Hartford Courant*) in his final of three seasons at Bloomfield High before attending Vermont Academy ... 10.6 points, 8.4 rebounds and 3.1 blocks per game as a junior, leading his team to the Class S State Semifinals.

**CAREER HIGHS AT XAVIER**  
**Points** – 19 vs. Rider (Nov. 13, 2017)  
**Field Goals Made** – 8 at Creighton (Feb. 4, 2017)  
**Field Goals Attempted** – 8 vs. Marshall (Dec. 19, 2017), vs. Rider (Nov. 13, 2017), at Marquette (Feb. 18, 2017) and at Creighton (Feb. 4, 2017)  
**3-Pt Field Goals Made and Attempted** – N/A on both  
**Free Throws Made** – 9 vs. Georgetown (Feb. 3, 2018)  
**Free Throws Attempted** – 14 vs. Georgetown (Feb. 3, 2018)  
**Rebounds** – 11 vs. Marshall (Dec. 19, 2017), vs. George Washington (Nov. 23, 2017), and vs. Buffalo (Nov. 14, 2016)  
**Assists** – 3 vs. Texas Southern (Mar. 16, 2018)  
**Blocks** – 4 vs. Morehead State (Nov. 10, 2017)  
**Steals** – 3 at Seton Hall (Jan. 20, 2018)  
**Minutes** – 25 vs. Rider (Nov. 13, 2017)



**JONES' CAREER NUMBERS AT XAVIER**

Season	G-GS	Min/G	FG-FGA	Pct	3FG-FGA	Pct	FT-FTA	Pct	Off	Def	Tot	Avg	PF	FO	A	TO	Blk	Stl	Pts	Avg
2016-17	37-13	407/11.0	68-113	.602	0-0	.000	20-41	.488	58	56	114	3.1	74	3	11	27	16	9	156	4.2
2017-18	32-19	479/15.0	84-134	.627	0-0	.000	56-95	.589	47	97	144	4.5	65	1	16	24	19	18	224	7.0
<b>TOTALS</b>	<b>69-32</b>	<b>886/12.8</b>	<b>152-247</b>	<b>.615</b>	<b>0-0</b>	<b>.000</b>	<b>76-136</b>	<b>.559</b>	<b>105</b>	<b>153</b>	<b>258</b>	<b>3.7</b>	<b>139</b>	<b>4</b>	<b>27</b>	<b>51</b>	<b>35</b>	<b>27</b>	<b>380</b>	<b>5.5</b>

# TYRIQUE JONES



## 2016-17

TEAM	DATE	MIN	FG-FGA	3FG-FGA	FT-FTA	O-D-T	PF	A	TO	BLK	STL	PTS
LEHIGH	11/11	8	0-0	0-0	0-0	0-1-1	3	0	1	1	1	0
BUFFALO	11/14	21	2-6	0-0	2-4	0-11-11	0	1	1	2	1	6
vs. Missouri	11/17	9	0-2	0-0	0-0	3-1-4	5	1	0	1	0	0
vs. Clemson	11/18	12	1-1	0-0	0-0	1-1-2	4	0	1	0	0	2
vs. N. Iowa	11/20	10	2-3	0-0	0-0	2-1-3	3	0	1	0	0	4
N. IOWA	11/26	11	3-4	0-0	0-0	5-1-6	4	1	1	0	0	6
N. DAKOTA ST.	11/29	17	1-3	0-0	0-0	1-3-4	1	0	0	1	0	2
at Baylor	12/3	9	1-4	0-0	0-2	5-0-5	1	0	2	1	0	2
at Colorado	12/7	6	0-0	0-0	0-2	0-0-0	2	0	1	0	0	0
UTAH	12/10	4	2-2	0-0	0-0	2-0-2	1	0	0	0	0	4
WAKE FOREST	12/17	11	1-3	0-0	0-0	0-3-3	2	0	0	0	0	2
EASTERN WASH.	12/20	10	3-5	0-0	3-4	4-0-4	4	1	0	2	1	9
PROVIDENCE	12/28	9	1-1	0-0	0-0	3-1-4	2	2	1	0	0	2
at Georgetown	12/31	2	0-0	0-0	0-0	0-0-0	2	0	1	0	0	0
ST. JOHN'S	1/7	18	3-6	0-0	4-7	2-3-5	5	1	1	2	1	10
at Villanova	1/10	6	0-0	0-0	0-0	0-0-0	0	0	0	0	0	0
at Butler	1/14	1	0-0	0-0	0-0	0-0-0	0	0	0	0	0	0
CREIGHTON	1/16	0	1-1	0-0	0-0	0-0-0	0	0	0	0	0	2
GEORGETOWN	1/22	7	1-1	0-0	0-0	1-0-1	2	1	0	0	0	2
at Cincinnati	1/26	12	1-1	0-0	4-5	1-4-5	5	1	1	0	0	6
at St. John's	1/29	16	1-6	0-0	0-1	4-2-6	3	0	2	0	1	2
SETON HALL	2/1	5	0-2	0-0	0-0	1-1-2	0	0	0	0	0	0
at Creighton	2/4	18	8-8	0-0	0-0	1-3-4	0	0	0	1	0	16
DEPAUL	2/8	21	3-4	0-0	2-3	2-2-4	1	0	2	0	0	8
VILLANOVA	2/11	9	1-3	0-0	0-2	5-3-8	0	0	0	1	0	2
at Providence	2/15	23	2-6	0-0	0-2	3-3-6	3	0	1	0	0	4
at Marquette	2/18	23	6-8	0-0	1-2	2-2-4	4	1	1	1	0	13
at Seton Hall	2/22	14	4-6	0-0	0-0	3-3-6	2	0	1	1	1	8
BUTLER	2/26	8	1-1	0-0	0-0	1-0-1	1	0	0	0	0	2
MARQUETTE	3/1	7	2-2	0-0	1-1	0-1-1	0	0	0	1	0	5
at DePaul	3/4	15	3-4	0-0	2-5	2-1-3	4	0	2	0	0	8
vs. DePaul	3/8	DNP	-	-	-	-	-	-	-	-	-	-
vs. Butler	3/9	8	1-1	0-0	0-0	0-1-1	1	0	0	0	1	2
vs. Creighton	3/10	7	3-4	0-0	0-0	2-0-2	2	0	2	0	1	6
vs. Maryland	3/16	9	0-1	0-0	0-0	0-1-1	1	0	1	1	0	0
vs. Florida State	3/18	17	6-7	0-0	1-1	2-2-4	3	1	1	0	0	13
vs. Arizona	3/23	14	2-5	0-0	0-0	0-0-0	0	0	1	0	0	4
vs. Gonzaga	3/25	10	2-2	0-0	0-0	0-1-1	3	0	1	0	1	4

## 2017-18

TEAM	DATE	MIN	FG-FGA	3FG-FGA	FT-FTA	O-D-T	PF	A	TO	BLK	STL	PTS
MOREHEAD STATE	11/10	20	4-7	0-0	3-7	3-6-9	1	2	1	4	1	11
RIDER	11/13	25	7-8	0-0	5-6	2-6-8	2	2	0	3	1	19
at Wisconsin	11/16	17	4-6	0-0	3-4	2-4-6	3	1	0	0	0	11
HAMPTON	11/20	15	4-6	0-0	1-5	1-3-4	2	0	1	1	0	9
vs. George Wash.	11/23	21	3-5	0-0	2-2	3-8-11	2	0	1	0	0	8
vs. Arizona State	11/24	14	4-5	0-0	0-0	0-3-3	3	0	0	0	0	8
BAYLOR	11/28	20	0-2	0-0	1-2	1-6-7	3	0	3	1	0	1
CINCINNATI	12/02	16	4-4	0-0	0-0	1-3-4	1	0	0	0	0	8
KENT STATE	12/06	13	6-6	0-0	1-1	1-1-2	4	0	2	1	2	13
COLORADO	12/09	17	4-7	0-0	3-4	1-6-7	2	1	0	0	0	11
ETSU	12/16	19	2-4	0-0	1-2	1-4-5	2	0	1	2	1	5
MARSHALL	12/19	19	6-8	0-0	2-3	4-7-11	4	1	0	1	1	14
at UNI	12/22	16	3-5	0-0	3-5	0-1-1	3	0	1	0	1	9
at Marquette	12/27	22	5-6	0-0	2-2	0-4-4	5	1	1	0	1	12
DEPAUL	12/30	15	1-3	0-0	0-4	0-3-3	3	1	0	0	1	2
BUTLER	01/02	19	2-4	0-0	0-3	3-6-9	2	1	2	0	0	4
at Providence	01/06	17	4-6	0-0	4-4	2-5-7	2	0	0	0	0	12
at Villanova	01/10	10	2-5	0-0	1-2	1-1-2	2	0	1	0	2	5
CREIGHTON	01/13	DNP	-	-	-	-	-	-	-	-	-	-
ST. JOHN'S	01/17	9	0-2	0-0	0-0	1-1-2	1	1	1	0	1	0
at Seton Hall	01/20	15	1-3	0-0	0-1	2-3-5	2	1	1	1	3	2



MARQUETTE	01/24	10	3-3	0-0	0-1	0-1-1	3	0	0	1	0	6
at St. John's	01/30	5	0-0	0-0	0-0	0-3-3	0	0	1	1	1	0
GEORGETOWN	02/03	20	3-5	0-0	9-14	3-3-6	0	0	1	1	1	15
at Butler	02/06	DNP	-	-	-	-	-	-	-	-	-	-
at Creighton	02/10	DNP	-	-	-	-	-	-	-	-	-	-
SETON HALL	02/14	11	3-3	0-0	3-5	1-1-2	3	0	2	0	0	9
VILLANOVA	02/17	12	1-3	0-0	3-4	0-1-1	1	1	1	0	0	5
at Georgetown	02/21	11	0-2	0-0	0-0	1-2-3	0	0	1	1	0	0
PROVIDENCE	02/28	10	2-4	0-0	0-0	0-1-1	0	0	0	0	0	4
at DePaul	03/03	7	0-0	0-0	1-2	1-0-1	1	0	0	0	0	1
at St. John's	03/08	11	1-2	0-0	1-2	2-0-2	2	0	0	0	1	3
vs. Providence	03/09	12	1-4	0-0	1-1	3-2-5	3	0	1	0	0	3
vs. Texas Southern	03/16	17	2-3	0-0	3-3	3-1-4	1	3	0	2	0	7
vs. Florida State	03/18	14	2-3	0-0	3-6	4-1-5	2	0	0	0	0	7

# HARDEN

4





# ELIAS HARDEN

**6-5 | 187 | SOPHOMORE | GUARD | EAST POINT, GA.  
PEBBLEBROOK HIGH SCHOOL**

**🌐 ELIASHARDEN4 | 📷 @ELIASJ.HARDEN4**



## TRAVIS STEELE ON HARDEN

"Elias got a lot better this summer. I saw a huge jump. I told him it will be determined in practice how much he plays. I think he is much more confident and the game has slowed down for him from last year to this year. He has shot the ball well in the preseason. We are going to need some shooters after losing J.P., Trevon and Kaiser. Elias should be more comfortable in our defensive system in his second year."

## AS A FRESHMAN (2017-18)

Played in 18 games ... Logged 18 minutes vs. Marshall on Dec. 19, his longest stint other than the season opener vs. Morehead State on Nov. 10 ... Contributed five points and three assists in 20 minutes vs. Morehead State in his collegiate debut on Nov. 10 ... Had two points, two assists and two steals vs. Hampton on Nov. 20.

## HIGHLY-RANKED

Ranked as a four-star recruit by ESPN.com, Scout.com, 247sports.com and Rivals.com ... ESPN's No. 39 shooting guard ... Played AAU basketball for Game Elite under Ryan Faulkner.

## AT PEBBLEBROOK

Averaged 20.9 ppg, 5.8 rpg, and 1.9 apg. as a senior at Pebblebrook High School in Mableton, Ga. ... Basketball coach: George Washington.

## AT SANDY CREEK

Played at Sandy Creek High School in Tyrone, Ga., before transferring to Pebblebrook ... Averaged 20.9 ppg., 5.8 rpg., 1.9 apg. and 2.0 spg. as a junior at Sandy Creek High School ... Class AAAA second team All-State as a junior, helping lead his team to a regional championship ... Basketball coach: Anthony McKissic.

## JEFF BORZELLO (ESPN) ON HARDEN

"Harden brings a lot to the table at both ends of the floor. Offensively, he can make shots from the perimeter and is very good in the mid-range with his pull-up jumper. He can also play in transition. On the defensive end, he has length and likes to play in passing lanes."

## THE HARDEN FILE

Full name: Elias Jamar Harden

Nicknames: Eli and Easy

Birthdate/Birthplace: February 3, 1999 in East Point, Ga.

Parents: Darius and Ruth Harden

Sibling: Jalen, Daria and Ethan

Major: Sport Management

Career goal outside basketball: Become a sports trainer or get into coaching

Shoe size: 14

Something people probably don't know about me: Baseball was my first sport; I played first base.

First trophy I ever won was for: Baseball

I am unbeatable at: Jenga

I'm also as good as anyone at: Ping-pong

Biggest fear: Spiders

Best thing about college basketball: The atmosphere

Toughest part of being a student-athlete: Late nights and early mornings

Hobby: Playing NBA 2K with my teammates

Favorite movie: Space Jam

## #4 BY THE NUMBERS – WHO ELSE HAS WORN IT?

Charles Bronson	2007-08	Churchill Odia	2004-05
Lenny Brown	1995-99	Edmond Sumner	2014-17
Ducky Castelle	1959-60	Travis Taylor	2011-13
James Coleman	1932-33		
Jerry Helmers	1969-70		
David Hils	1950-52		
Kenny Jordan	1933-34		
Mike Kelsey	1968-69		
Joe McNeil	1962-65		
Art Morthorst	1946-50		
Tim O'Connell	1965-68		



2017-18

TEAM	DATE	MIN	FG-FGA	3FG-FGA	FT-FTA	O-D-T	PF	A	TO	BLK	STL	PTS
MOREHEAD STATE	11/10	20	1-3	1-2	2-2	0-1-1	2	3	2	0	0	5
RIDER	11/13	17	0-1	0-1	0-0	0-1-1	1	1	0	0	0	0
at Wisconsin	11/16	0	0-0	0-0	0-0	0-0-0	1	0	0	0	0	0
HAMPTON	11/20	16	1-3	0-1	0-0	0-1-1	1	2	0	0	2	2
vs. George Wash.	11/23	2	0-0	0-0	0-0	0-0-0	0	0	0	0	0	0
vs. Arizona State	11/24	6	0-0	0-0	0-0	0-0-0	0	0	1	0	0	0
BAYLOR	11/28	DNP										
CINCINNATI	12/02	0	0-0	0-0	0-0	0-0-0	0	0	0	0	0	0
KENT STATE	12/06	9	1-3	0-0	0-0	0-0-0	0	0	0	0	0	2
COLORADO	12/09	3	0-0	0-0	0-0	0-0-0	0	0	2	0	0	0
ETSU	12/16	DNP										
MARSHALL	12/19	18	0-1	0-1	0-0	0-0-0	2	1	1	0	0	0
at UNI	12/22	DNP										
at Marquette	12/27	DNP										
DEPAUL	12/30	DNP										
BUTLER	01/02	DNP										
at Providence	01/06	DNP										
at Villanova	01/10	2	0-1	0-1	0-0	0-0-0	0	0	0	0	0	0
CREIGHTON	01/13	2	0-2	0-1	0-0	0-0-0	0	0	0	0	0	0
ST. JOHN'S	01/17	DNP										
at Seton Hall	01/20	DNP										
MARQUETTE	01/24	2	1-2	0-1	0-0	0-0-0	0	0	0	0	0	2
at St. John's	01/30	DNP										
GEORGETOWN	02/03	DNP										
at Butler	02/06	DNP										
at Creighton	02/10	DNP										
SETON HALL	02/14	0	0-0	0-0	0-0	0-0-0	0	0	0	0	0	0
VILLANOVA	02/17	1	0-0	0-0	0-0	0-0-0	0	0	0	0	0	0
at Georgetown	02/21	DNP										
PROVIDENCE	02/28	0	0-0	0-0	0-0	0-0-0	0	0	0	0	0	0
at DePaul	03/03	DNP										
at St. John's	03/08	1	0-0	0-0	0-0	0-0-0	0	0	0	0	0	0
vs. Providence	03/09	DNP										
vs. Texas Southern	03/16	2	0-1	0-0	1-2	0-0-0	1	0	0	0	0	1
vs. Florida State	03/18	DNP										



**CAREER HIGHS AT XAVIER**

**Points** – 5 vs. Morehead State (Nov. 10, 2017)

**Field Goals Made** – 1 vs. Marquette (Jan. 24, 2018), vs. Kent State (Dec. 6, 2017), vs. Hampton (Nov. 20, 2017), and vs. Morehead State (Nov. 10, 2017)

**Field Goals Attempted** – 3 vs. Kent State (Dec. 6, 2017), vs. Hampton (Nov. 20, 2017), vs. Morehead State (Nov. 10, 2017)

**3-Pt Field Goals Made** – 1 vs. Morehead State (Nov. 10, 2017)

**3-Pt Field Goals Attempted** – 2 vs. Morehead State (Nov. 10, 2017)

**Free Throws Made** – 2 vs. Morehead State (Nov. 10, 2017)

**Free Throws Attempted** – 2 vs. Texas Southern (Mar. 16, 2018) and vs. Morehead State (Nov. 10, 2017)

**Rebounds** – 1 vs. Hampton (Nov. 20, 2017), vs. Rider (Nov. 13, 2017), and vs. Morehead State (Nov. 10, 2017)

**Assists** – 3 vs. Morehead State (Nov. 10, 2017)


**Blocks** – 0

**Steals** – 2 vs. Hampton (Nov. 20, 2017)

**Minutes** – 20 vs. Morehead State (Nov. 10, 2017)

**HARDEN'S CAREER NUMBERS AT XAVIER**

Season	G-GS	Min/G	FG-FGA	Pct	3FG-FGA	Pct	FT-FTA	Pct	Off	Def	Tot	Avg	PF	FO	A	TO	Blk	Stl	Pts	Avg
2017-18	18-0	101/5.6	4-17	.235	1-8	.125	3-4	.750	0	3	3	0.2	8	0	7	6	0	2	12	0.7
<b>TOTALS</b>	18-0	101/5.6	4-17	.235	1-8	.125	3-4	.750	0	3	3	0.2	8	0	7	6	0	2	12	0.7



# MARSHALL

# 13



**THE MARSHALL FILE**

Full name: Naji Maurice Marshall  
 Birthdate/Birthplace: January 24, 1998 in Atlantic City, N.J.  
 Parents: Rayna Whitted and Maurice Marshall  
 Siblings: Maurice, Martia, Craig, Tai, Ausin and Myles; brother Tai plays basketball at Bowie State. Dad, who is now an engineer, was a professional boxer.  
 Major: Exploratory  
 Career goal outside basketball: Giving back to people from my city such as working as a social worker  
 Shoe size: 14  
 I'm as good as anyone at: Ping-pong  
 Favorite city: Las Vegas  
 Favorite book: To Kill A Mockingbird  
 Favorite sports memory: Dunking on someone in a game  
 Favorite quality in others: Loyalty  
 Best thing about me as a player: I am a willing and able passer  
 Sports hero: Lou Roe, former UMass All-American

**#13 BY THE NUMBERS – WHO ELSE HAS WORN IT?**

Stephen Duckett	2007-09
Chris Hall	1968-70
Kevin Feeny	2009-11
Makindé London	2014-16
Tommy Malone	1958-59
Brandon McIntosh	1998-99
Malcolm McMullen	1947-49
Bob Petroski	1970-72
Rich Piontek	1959-60
Dave Young	1999-03



**NAJI MARSHALL**

**6-7 | 222 | SOPHOMORE | FORWARD | ATLANTIC CITY, N.J.**  
**ELEANOR ROOSEVELT HIGH SCHOOL | HARGRAVE MILITARY ACADEMY (VA.)**

@NAJMARSHALL | @NAJIMARSHALL

**TRAVIS STEELE ON MARSHALL**

“Naji was on the All-BIG EAST Freshman Team so he had a great first year but we need him to take that next step. He is as versatile as any defender in the entire country as far his ability to guard point guards to centers. He can guard anybody. I think Naji will always be at his best offensively in transition in the open floor with a little bit more space, where he can play downhill. His half-court game has gotten a lot better and it starts with his jump shot. He has become more consistent and more confident with his shot. He needs to slow down the game when he drives the ball so he can read the situation. I expect an enormous year from Naji and I know he expects that of himself. He has put in the work and the time.”

**BIG EAST HONOREE LAST SEASON**

A unanimous selection by the league coaches to the BIG EAST Conference All-Freshman Team; the third Musketeer all-time to earn a spot on the BIG EAST All-Freshman Team, joining Trevon Bluiett (2014-15) and Edmond Sumner (2015-16) ... Named BIG EAST Conference Freshman of the Week for the second straight week and the fourth time in seven weeks on Feb. 26 after contributing a team-high and career-high 21 points on 8-of-10 shooting, including 2-of-3 3-pointers, to go with seven rebounds, four assists and three steals at Georgetown on Feb. 21 ... Also won the award on Feb. 19 after averaging 15.5 points and 7.0

rebounds for two games, scoring 20 points to go with six rebounds in the win over Seton Hall on Feb. 14 and grabbing eight rebounds to go with 11 points in the Villanova game on Feb. 17 ... Won the award twice in the month of January, including on Jan. 29 after contributing 10 points, three rebounds and four assists to Xavier’s win over Marquette on Jan. 24 ... Named BIG EAST Conference Freshman of the Week on Jan. 15 after averaging 11.5 points, 2.5 rebounds and 1.5 assists per game for Xavier’s games at Villanova on Jan. 10 and vs. Creighton on Jan. 13 ... Had 10 points vs. Creighton on Jan. 13 after a 13-point game at Villanova.

**MARSHALLING IN A NEW ERA ... AS A FRESHMAN (2017-18)**

Started 18 games, including each of the last 11 ... Grabbed a game-high 11 rebounds at DePaul on March 3 and a career-high 12 vs. Providence in the BIG EAST Tournament on March 9 ... Averaged 6.8 rpg. over the last 11 games ... Collected a team-high and career-high 21 points on 8-of-10 shooting, including 2-of-3 3-pointers, to go with seven rebounds, four assists and three steals at Georgetown on Feb. 21 and had a 20-point game vs. Seton Hall on Feb. 14 where he hit 7-of-11 from the field to go with six rebounds ... Came up big in the win at Butler on Feb. 6 with 15 points, hitting 4-of-5 from the field and 6-of-7 from the free-throw line to go with six rebounds; six of



his 15 points came in overtime, including a big 3-pointer to start the overtime ... Had 12 double-figure scoring games as a freshman, including 10 points to go with four assists in the Marquette win on Jan. 24 ... 11-point game at Marquette on Dec. 27 ... Scored 15 points, one of only two XU double-figure scorers, in the win over East Tennessee State on Dec. 16; hit 5-of-6 from the field while adding five rebounds and two assists ... Contributed 10 points and four rebounds in 12 minutes vs. Baylor on Nov. 28.

**HIGHLY-RANKED**

Ranked as a four-star recruit by ESPN.com, Rivals.com and 247sports.com ... Played AAU basketball for DC Premier under Torrey Farrington.

**AT HARGRAVE MILITARY ACADEMY**

Played at Hargrave Military Academy in the 2016-17 season, averaging 20.7 ppg. and 11.4 rpg. ... Hargrave Military Academy is the same school that sent Xavier a pair of XU Hall of Famers: 2003 National Player of the Year, two-time NBA All-Star and two-time NBA Champion David West and former conference defensive player of the year Stanley Burrell ... Basketball coach: A.W. Hamilton.

**AT ELEANOR ROOSEVELT**

Led Eleanor Roosevelt to the 2015-16 Maryland 4A State Championship, while averaging 18 ppg., 7 rpg. and 4 apg. as a senior ... 2015-16 Conference Player of the Year ... 2015-16 First Team All-Metro ... Basketball coach: Brendan O'Connell.

**2017-18**

TEAM	DATE	MIN	FG-FGA	3FG-FGA	FT-FTA	O-D-T	PF	A	TO	BLK	STL	PTS
MOREHEAD STATE	11/10	21	4-4	1-1	3-5	1-3-4	1	2	2	1	1	12
RIDER	11/13	17	2-4	0-2	1-3	0-1-1	3	2	1	0	1	5
at Wisconsin	11/16	13	0-2	0-0	1-2	0-0-0	1	0	3	0	0	1
HAMPTON	11/20	22	5-7	0-0	2-2	2-5-7	1	0	2	0	0	12
vs. George Wash.	11/23	15	4-6	0-0	0-0	0-1-1	2-0	0	0	0	0	8
vs. Arizona State	11/24	18	3-5	0-0	3-4	1-4-5	0	0	0	0	0	9
BAYLOR	11/28	12	3-5	0-1	4-6	3-1-4	0	1	0	0	0	10
CINCINNATI	12/02	16	0-1	0-0	3-4	1-3-4	1	4	2	0	0	3
KENT STATE	12/06	24	3-5	0-1	0-0	1-6-7	0	2	1	0	0	6
COLORADO	12/09	18	3-4	0-0	3-4	1-1-2	3	1	2	1	0	9
ETSU	12/16	23	5-6	1-1	4-4	0-5-5	2	2	1	1	1	15
MARSHALL	12/19	15	3-6	1-1	0-0	1-1-2	0	4	2	0	2	7
at UNI	12/22	17	2-2	1-1	1-2	0-1-1	0	1	1	2	1	6
at Marquette	12/27	20	4-9	1-2	2-3	1-2-3	1	1	2	0	0	11
DEPAUL	12/30	17	0-2	0-1	0-0	2-1-3	2	2	4	0	0	0
BUTLER	01/02	19	3-5	0-1	2-5	2-4-6	0	1	2	0	1	8
at Providence	01/06	17	1-5	0-1	0-0	0-4-4	1	0	1	0	0	2
at Villanova	01/10	26	4-7	0-2	5-5	1-1-2	3	2	1	0	0	13
CREIGHTON	01/13	26	4-9	1-3	1-2	1-2-3	3	1	1	0	1	10
ST. JOHN'S	01/17	23	2-3	1-2	0-0	2-2-4	2	4	1	0	0	5
at Seton Hall	01/20	17	2-5	1-2	0-0	0-1-1	2	0	0	0	1	5
MARQUETTE	01/24	30	4-8	0-1	2-2	0-3-3	1	4	1	0	0	10
at St. John's	01/30	18	2-4	1-2	2-2	2-3-5	1	0	4	0	3	7
GEORGETOWN	02/03	15	2-6	0-1	2-2	1-1-2	1	1	0	0	2	6
at Butler	02/06	38	4-5	1-2	6-7	1-5-6	4	1	2	0	1	15
at Creighton	02/10	17	2-5	0-1	0-0	2-3-5	4	2	2	0	1	4
SETON HALL	02/14	31	7-11	1-3	5-6	1-5-6	2	2	2	0	1	20
VILLANOVA	02/17	33	4-11	1-2	2-2	2-6-8	2	0	0	0	0	11
at Georgetown	02/21	37	8-10	2-3	3-4	3-4-7	2	4	4	0	3	21
PROVIDENCE	02/28	31	1-4	1-2	3-4	3-2-5	2	2	2	0	1	6
at DePaul	03/03	29	1-2	0-1	0-0	0-11-11	3	2	4	1	1	2
at St. John's	03/08	26	1-2	0-0	3-4	1-6-7	4	4	1	1	0	5
vs. Providence	03/09	35	2-9	0-2	0-0	4-8-12	3	3	1	0	0	4
vs. Texas Southern	03/16	16	1-1	0-0	1-1	1-5-6	2	1	3	3	0	3
vs. Florida State	03/18	12	0-1	0-1	0-0	0-2-2	0	1	1	0	1	0



**CAREER HIGHS AT XAVIER**

- Points** – 21 at Georgetown (Feb. 21, 2018)
- Field Goals Made** – 8 at Georgetown (Feb. 21, 2018)
- Field Goals Attempted** – 11 vs. Villanova (Feb. 17, 2018) and vs. Seton Hall (Feb. 14, 2018)
- 3-Pt Field Goals Made** – 2 at Georgetown (Feb. 21, 2018)
- 3-Pt Field Goals Attempted** – 3 at Georgetown (Feb. 21, 2018), vs. Seton Hall (Feb. 14, 2018), and vs. Creighton (Jan. 13, 2018)
- Free Throws Made** – 6 at Butler (Feb. 6, 2018)
- Free Throws Attempted** – 7 at Butler (Feb. 6, 2018)

- Rebounds** – 12 vs. Providence (Mar. 9, 2018)
- Assists** – 4 at St. John's (March 8, 2017), at Georgetown (Feb. 21, 2018), vs. Marquette (Jan. 24, 2018), St. John's (Jan. 17, 2018), Marshall (Dec. 19, 2017) and Cincinnati (Dec. 2, 2017)
- Blocks** – 3 vs. Texas Southern in NCAA Tournament (3-16-18)
- Steals** – 3 at Georgetown (Feb. 21, 2018) and at St. John's (Jan. 30, 2018)
- Minutes** – 38 at Butler (February 6, 2018)

**MARSHALL'S CAREER NUMBERS AT XAVIER**

Season	G-GS	Min/G	FG-FGA	Pct	3FG-FGA	Pct	FT-FTA	Pct	Off	Def	Tot	Avg	PF	FO	A	TO	Blk	Stl	Pts	Avg
2017-18	35-18	764/21.8	96-181	.530	15-43	.349	64-85	.753	41	113	154	4.4	59	0	57	56	10	23	271	7.7
<b>TOTALS</b>	35-18	764/21.8	96-181	.530	15-43	.349	64-85	.753	41	113	154	4.4	59	0	57	56	10	23	271	7.7

# SCRUGGS

1





# PAUL SCRUGGS

**6-3 | 200 | SOPHOMORE | GUARD | INDIANAPOLIS, IND.  
SOUTHPORT HIGH SCHOOL | PROLIFIC PREP (CALIF.)**

**THE1PAULSCRUGGS | @THE1PAULSCRUGGS**



### TRAVIS STEELE ON SCRUGGS

"I always like to compare him to Marcus Smart of the Boston Celtics. He's unorthodox in a lot of ways, but he wills his way with toughness. He is your prototypical BIG EAST guard, big, strong, tough and competitive. He is shooting the ball extremely well right now. He could be our best rebounder, especially from the wing. We are going to let him crash the offensive glass this year, which we didn't allow him to do much last year. He could not only be our best offensive rebounder, but he could be the best offensive rebounder in our league. I think he is going to have a huge sophomore year. He helps give us our identity with his toughness and edge that I think we really need."

### AS A FRESHMAN (2017-18)

Three of his five double-figure scoring games came in the last five games of the season, including 11 in the outright BIG EAST Championship clinching victory at DePaul on March 3 and 11 in the NCAA Tournament clash with Florida State on March 18 ... Scored a career-high 15 points in the BIG EAST Tournament game vs. Providence on March 9 (his 20th birthday), hitting 4-of-5 from the field, including 2-of-2 3-pointers ... Nine points and two assists in 13 minutes vs. Seton Hall on Feb. 14 ... Averaged 6.0 points, 1.8 assists and 0.9 turnovers in 17.6 minutes per game over the last 17 games com-

pared with 3.9 points, 1.7 assists and 1.9 turnovers in 15.9 minutes per game for his first 17 games ... Had 10 points and two assists in the Marquette win on Jan. 24 and six points and a career-high five assists in the win at Seton Hall on Jan. 20 ... Dished off four assists with zero turnovers at Marquette on Dec. 27 ... Scored 13 points vs. Rider on Nov. 13 ... Scored six points to go with four rebounds, four assists, a block and two steals with zero turnovers in 24 minutes in his collegiate debut vs. Morehead State on Nov. 10.

### HIGHLY RANKED

ESPN.com, Scout.com, Rivals.com and 247sports.com four-star recruit ... Ranked nationally No. 28 by ESPN.com, No. 31 by Rivals.com, No. 31 by Scout.com and No. 29 by 247sports.com ... No. 5 point guard nationally (ESPN.com) ... Standout for the Indy Hoosiers AAU team, averaging 14.1 points, 6.2 rebounds and 4.8 assists for head coach Mike Peterson in the summer of 2016.

## THE SCRUGGS FILE

Full name: Paul Edward Scruggs

Nickname: Scrizzel

Birthdate/Birthplace: March 9, 1998 in Indianapolis, Ind.

Parents: Dan and Brenda Scruggs

Siblings: J.W., Dominique, Jeremy, Nick, Aaron, Dan III

Major: Exploratory

Career goal outside basketball: Own my own business

Shoe size: 13.5

Best thing about me as a player: I pass first

Best thing about me as a person: I am very easy to talk to

Pre-game ritual: Listen to old-school R&B music

My favorite place that I have visited: The Bahamas

Food that I don't like: Vegetables

Favorite athlete/team: LeBron James; the team that LeBron James is playing for

Favorite TV shows: Spongebob and Tom & Jerry; I love to watch cartoons

Best birthday gift ever: Seeing my family



### #1 BY THE NUMBERS – WHO ELSE HAS WORN IT?

Josh Duncan	2004-08
Jalen Reynolds	2012-16
Jaison Williams	2001-02

**AT SOUTHPORT AND PROLIFIC PREP**

Played at Southport High School (Ind.) under Kyle Simpson for three years before transferring to Prolific Prep (Calif.) for his senior year ... During his three years at Southport he averaged 16.4 ppg., 7.4 rpg., 4.5 apg., and 2.3 spg., including 19.8 ppg., 7.9 rpg., 4.1 apg. and 3.0 spg. as a junior ... 2016 Indiana Mr. Basketball Candidate ... Two-time attendee at the Stephen Curry Select All-American Camp ... Transferred to Prolific Prep in Napa, California for his senior season under Billy McKnight, but played only five games before having his season cut short by an injury in December of 2016 ... Battled back to play in a number of postseason all-star events, including the Derby Classic in Louisville and the Allen Iverson Roundball Classic in April.

**EVAN DANIELS (FOX Sports) ON SCRUGGS**

“Paul Scruggs is a unique, versatile player that impacts the game in a variety of ways. He can play and guard multiple positions. He’s a good passer that’s capable of playing with the ball in his hands, but you can also move him off the ball and ask him to score. Athletically he’s gifted and has a lot of long term potential.”

**2017-18**

TEAM	DATE	MIN	FG-FGA	3FG-FGA	FT-FTA	O-D-T	PF	A	TO	BLK	STL	PTS
MOREHEAD STATE	11/10	24	3-7	0-2	0-0	0-4-4	2	4	0	1	2	6
RIDER	11/13	20	5-9	1-4	2-3	0-4-4	2	1	0	0	0	13
at Wisconsin	11/16	17	1-2	0-0	0-0	0-1-1	0	1	1	0	0	2
HAMPTON	11/20	24	2-6	1-2	1-2	1-2-3	3	3	2	0	0	6
vs. George Wash.	11/23	14	3-3	0-0	1-3	0-1-1	0	1	2	0	0	7
vs. Arizona State	11/24	14	0-1	0-0	4-4	0-1-1	1	0	3	0	0	4
BAYLOR	11/28	13	0-1	0-1	0-0	0-2-2	1	2	2	0	1	0
CINCINNATI	12/02	11	0-1	0-0	0-0	0-2-2	1	0	2	0	0	0
KENT STATE	12/06	20	0-3	0-1	1-2	1-1-2	2	2	2	1	1	1
COLORADO	12/09	14	2-3	0-0	1-2	1-1-2	3	1	3	0	0	5
ETSU	12/16	DNP										
MARSHALL	12/19	18	2-6	0-0	2-2	0-3-3	1	3	2	0	0	6
at UNI	12/22	12	1-3	0-2	0-0	0-1-1	2	0	3	0	1	2
at Marquette	12/27	16	1-3	0-2	0-0	0-1-1	0	4	0	0	0	2
DEPAUL	12/30	14	2-5	0-3	0-0	0-0-0	1	2	2	0	2	4
BUTLER	01/02	12	0-1	0-1	0-0	0-2-2	0	3	0	1	0	0
at Providence	01/06	8	0-0	0-0	0-0	0-1-1	1	1	4	1	0	0
at Villanova	01/10	20	3-4	0-1	2-2	1-2-3	4	1	5	0	1	8
CREIGHTON	01/13	21	2-5	2-3	0-0	0-1-1	2	2	1	1	2	6
ST. JOHN'S	01/17	11	2-4	1-1	0-0	0-0-0	1	2	1	0	0	5
at Seton Hall	01/20	23	2-6	0-3	2-4	0-1-1	3	5	1	0	1	6
MARQUETTE	01/24	18	4-6	1-2	1-1	0-1-1	2	2	0	0	1	10
at St. John's	01/30	16	2-2	1-1	1-2	0-2-2	2	1	0	2	1	6
GEORGETOWN	02/03	20	1-3	1-2	2-2	0-1-1	5	3	1	0	0	5
at Butler	02/06	19	1-2	0-0	0-0	0-3-3	3	2	0	0	0	2
at Creighton	02/10	13	1-5	0-1	0-0	0-2-2	1	0	2	0	0	2
SETON HALL	02/14	13	3-6	1-2	2-2	0-1-1	2	2	1	0	0	9
VILLANOVA	02/17	14	2-2	0-0	1-1	0-4-4	4	0	2	0	1	5
at Georgetown	02/21	15	2-4	0-1	0-0	0-2-2	3	1	1	0	1	4
PROVIDENCE	02/28	15	0-1	0-0	1-2	0-1-1	4	1	1	0	0	1
at DePaul	03/03	17	5-8	1-2	0-0	1-3-4	1	1	1	0	2	11
at St. John's	03/08	19	0-3	0-2	0-0	0-5-5	1	2	0	1	0	0
vs. Providence	03/09	22	4-5	2-2	5-5	0-2-2	4	1	1	0	1	15
vs. Texas Southern	03/16	20	1-3	1-3	1-2	0-3-3	3	3	2	1	0	4
vs. Florida State	03/18	24	3-9	1-2	4-6	0-1-1	1	2	1	0	0	11



**CAREER HIGHS AT XAVIER**

**Points** – 15 vs. Providence (Mar. 9, 2018)

**Field Goals Made** – 5 at DePaul (Mar. 3, 2018) and vs. Rider (Nov. 13, 2017)

**Field Goals Attempted** – 9 vs Florida State (Mar. 18, 2018) and vs. Rider (Nov. 13, 2017)

**3-Pt Field Goals Made** – 2 vs. Providence (Mar. 9, 2018) and vs. Creighton (Jan. 13 2018)

**3-Pt Field Goals Attempted** – 4 vs. Rider (Nov. 13, 2017)

**Free Throws Made** – 5 vs. Providence (Mar. 9, 2018)

**Free Throws Attempted** – 6 vs. Florida State (Mar. 18, 2018)

**Rebounds** – 5 at St. John's (Mar. 8, 2018)

**Assists** – 5 at Seton Hall (Jan. 20, 2018)

**Blocks** – 2 at St. John's (Jan. 30, 2018)

**Steals** – 2 at DePaul (Mar. 3, 2018), vs. Creighton (Jan. 13, 2018), vs. Morehead State (Nov. 10, 2017) and vs. DePaul (Dec. 30, 2017)

**Minutes** – 24 vs. Florida State (Mar. 18, 2018), Hampton (Nov. 20, 2017) and Morehead State (Nov. 10, 2017)

**SCRUGG'S CAREER NUMBERS AT XAVIER**

Season	G-GS	Min/G	FG-FGA	Pct	3FG-FGA	Pct	FT-FTA	Pct	Off	Def	Tot	Avg	PF	FO	A	TO	Blk	Stl	Pts	Avg
2017-18	34-0	571/16.8	60-132	.455	14-46	.304	34-47	.723	5	62	67	2.0	66	1	59	49	9	18	168	4.9
<b>TOTALS</b>	<b>34-0</b>	<b>571/16.8</b>	<b>60-132</b>	<b>.455</b>	<b>14-46</b>	<b>.304</b>	<b>34-47</b>	<b>.723</b>	<b>5</b>	<b>62</b>	<b>67</b>	<b>2.0</b>	<b>66</b>	<b>1</b>	<b>59</b>	<b>49</b>	<b>9</b>	<b>18</b>	<b>168</b>	<b>4.9</b>



# JAMES

# 12

## THE JAMES FILE

Full name: Dontarius Keviunte James

Nickname/Name I prefer: Don

Birthdate/Birthplace: Sept. 21, 1999 in Lancaster, S.C.

Parents: Camellia and Cedric Trusdale

Siblings: Tanas, Tamia and Gavin

Major: Sport Management

Shoe size: 14

Do you have any favorite pregame rituals: Skittles and purple grape Gatorade

Most thrilling moment in sports to date: Making the ESPN SportsCenter "Top 10" for one of my dunks

Favorite lesson from my parents: Treat others the way you want to be treated

Favorite athlete: Michael Phelps

Most famous person that I've ever met: Drake

Why I chose Xavier: The family that has been built here. I wanted to be a part of it.

You'd be surprised to know: My 10-year-old sister Tamia is already 6-feet tall

### #12 BY THE NUMBERS – WHO ELSE HAS WORN IT?

Cullen Barr	2016-17	Brad Redford	2008-13
Mike Cobb	1985-86	Franny Stahl	1955-56
Darnell Dawson	1973-74	Conny Warren	1970-73
Dedrick Finn	2002-06		
Steve Gentry	1990-94		
Dale Haarman	1975-77		
Richard Korb	1948-51		
Gary Lumpkin	1995-99		
Gary Massa	1977-81		
Rich Piontek	1959-60		
Ricky Reder	1968-70		



# DONTARIUS JAMES

6-7 | 210 | FRESHMAN | FORWARD | KERSHAW, S.C.  
ANDREW JACKSON (S.C.) HIGH SCHOOL | HUNTINGTON PREP (W.VA.)

@DONTARIUS\_JAMES | @DONTARIUSJAMES

### TRAVIS STEELE ON JAMES

"Don is a guy that can stretch the floor. I think he can really shoot the ball which is probably the best thing he does. He is really thick and strong. We are working on getting him lighter and quicker. I think he will play the four, but he can play the five for us if we want to go smaller because he is so strong."

### HIGHLY RANKED

A consensus three-star recruit.

### AT HUNTINGTON PREP (2017-18)

Averaged 9.3 points, 6.0 rebounds, 1.8 assists and 1.2 steals per game in his one season at Huntington Prep in Huntington, West Virginia ... Shot 85 percent from the free-throw line ... Posted four 20-point games, including double-doubles in a pair of wins: 21 points and 10 rebounds vs. Hargrave Military and 22 points and 10 rebounds vs. Elyria Catholic ... Injuries limited him to 20 games ... Missed about one-and-a-half months after fracturing his cheek bone in an ice skating accident ... An ankle injury after his return cost him more time ... Basketball coach: Arkel Bruce.

### HUNTINGTON PREP COACH ARKEL BRUCE:

"Dontarius comes from a great family. Dontarius can do a little bit of everything on


offense and defense. He is an exceptional shooter and a strong kid. He could probably play the 2 through the 4 position and possibly even some five in certain situations."

### AT ANDREW JACKSON HIGH SCHOOL

Played three seasons at Andrew Jackson High School in his hometown of Kershaw, S.C. ... All-State, All-Region IV Player of the Year and Lancaster County Player of the Year in each of his final two seasons ... Averaged 28.3 points, 12.5 rebounds, 2.7 assists and 2.4 blocks as a junior ... Averaged 23.3 ppg. and 11.1 rpg. as a sophomore while leading his team to a Regional Championship ... Basketball coach: Danny Wright.

### ANDREW JACKSON HEAD COACH DANNY WRIGHT:

"James can really shoot the ball and he really works at it. James' work ethic was phenomenal. He was always the first one in the gym and the last one to leave. Even if I thought he shot well, if he didn't think he shot well at practice, he'd be back in the gym getting shots up on The Gun or working on his ball-handling skills. The way he worked rubbed off on the other players. He set the tone and changed our culture."





# KENNEDY

11



## THE KENNEDY FILE

Full name: Keonte Le'Mun Kennedy

Nickname: K, KK, Key Strap, Tay Tay, Key, Keke, Key Glock

Birthdate/Birthplace: August 9, 2000 in Aurora, Colo.

Parents: Mother is Sommer Shaunte Carter and father is Kez DeMun Kennedy

Siblings: Alexis Kennedy and Janiah Russell

Major: Finance

Career goals: Final Four at Xavier and NBA after I graduate; become a sports agent

Shoe size: 13

Most thrilling moment in sports so far: Being a part of my high school's first team to make it to the state final four

Person who has been the biggest influence on me: My Dad; I look up to him

Something people don't know about my family: I lived with my Mom until eighth grade and have lived with my Dad since; we moved to Austin for my junior and senior years in high school

Something people probably don't know about me: I can sing and dance; I also like to jet ski

### #11 BY THE NUMBERS – WHO ELSE HAS WORN IT?

Malcolm Bernard	2016-17	Steve Poppe	1968-70
Ed Bissmeyer	1946-48	B.J. Raymond	2005-09
Jay Canty	2010-11	Angelo Smith	2002-04
Dee Davis	2012-15	Steve Thomas	1962-66
Norman Grevey	1949-51		
Chris Hall	1967-68		
Ricky Jannott	1959-60		
Kerem Kanter	2017-18		
Stan Kimbrough	1985-89		
Dave Lynch	1966-67		
Leo McDermott	1960-62		



# KEONTE KENNEDY

6-5 | 187 | FRESHMAN | GUARD | AURORA, COLO.  
AUSTIN (TEXAS) WESTLAKE HIGH SCHOOL

@KEONTEKENNEDY | @KEONTEKENNEDY



### TRAVIS STEELE ON KENNEDY

"Keonte can really shoot the ball and move his feet. He plays a different position than Kaiser Gates, but he brings that same type of impact on both ends of the floor as far as athleticism, length and ability to shoot the ball. He has to learn our defensive system and he actually got behind a bit due to injury this past summer, but he is good to go now. Hopefully he can serve that role as a guy who can stretch the floor for us and make some shots. He can defend a lot of positions I think he can really move his feet laterally and guard multiple positions. He has to continue to get stronger. Coach Jennings has already helped him put on over 10 pounds."

### HIGHLY RANKED

An ESPN.com four-star recruit and the No. 25 ranked shooting guard in the nation ... Kennedy played AAU on the Nike EYBL Circuit with RM5 Elite under former NBA standout Mo Williams.

### AT WESTLAKE HIGH SCHOOL

Averaged 14.0 points, 4.7 rebounds, 2.6 assists and 1.5 steals per game as a senior, while earning 6A State All-Tournament Team, First Team All-District

25, 6A Regional Defensive MVP and District 25-6A Academic All-District ... Enjoyed a big junior year as well, averaging 14.2 points and 5.2 rebounds per game, leading all of District 25 in made 3-point field goals and leading his team to a District Championship, before losing to the eventual state runner-up, San Antonio Wagner... Earned a long list of honors after his junior season, including Third Team All-State, First Team All-District 25, First Team All-Region 4 and 6A Regional Offensive Player of the Year ... Basketball coach: Robert Lucero.

### WESTLAKE HEAD COACH ROBERT LUCERO:

"Keonte is a great kid with a super high basketball IQ. He was a two-way player for us at Westlake, and has great length on the defensive end. He has put in a lot of work to become a complete player offensively, and you can add to that his terrific ability to shoot the ball from distance. I think he has a chance to be a big piece of Xavier basketball's success over the next four years."



# LEIGHTON SCHRAND

6-1 | 170 | JUNIOR | GUARD | VILLA HILLS, KY.  
HOLY CROSS HIGH SCHOOL

📷 @LSCHRAND10 | 📷 @LEIGHTONSCHRAND



### AS A MUSKETEER:

Awarded a scholarship for his junior year after contributing as a freshman and sophomore walk-on.

### TRAVIS STEELE ON SCHRAND

“Leighton has done a great job in his role. The scholarship was a nice way to show our appreciation for the positive impact he has had on our program.”

### FRESHMAN AND SOPHOMORE YEARS

Played in five games as a sophomore, averaging 1.4 minutes per game ... Played in eight games as a freshman, averaging 1.0 minutes per game.

### AT HOLY CROSS

Averaged 15 points, five rebounds and three assists per game as a senior ... 1000-Point Club member ... Earned All-Conference, All-District and All-Region honors ... Basketball coach: Ryan Schrand.

### CAREER HIGHS AT XAVIER

**Points** – 2 vs. Buffalo (Nov. 14, 2016)  
**Field Goals Made** - 0  
**Field Goals Attempted** – 1 vs. Florida State (Mar. 18, 2017)  
**3-Pt Field Goals Made** – 0  
**3-Pt Field Goals Attempted** – 0  
**Free Throws Made** – 2 vs. Buffalo (Nov. 14, 2016)  
**Free Throws Attempted** - 2 vs. Buffalo (Nov. 14, 2016) and at Marquette (Feb. 18, 2017)  
**Rebounds** – 1 vs. Texas Southern (Mar. 16, 2018)  
**Assists** – 0  
**Blocks** – 0  
**Steals** – 0  
**Minutes** – 2 vs. Rider (Nov. 13, 2017) and Morehead State (Nov. 10, 2017)

### SCHRAND'S CAREER NUMBERS AT XAVIER

Season	G-GS	Min/G	FG-FGA	Pct	3FG-FGA	Pct	FT-FTA	Pct	Off	Def	Tot	Avg	PF	FO	A	TO	Blk	Stl	Pts	Avg
2016-17	8-0	8/1.0	0-1	.000	0-0	.000	3-4	.750	0	0	0	0.0	1	0	0	1	0	0	3	0.4
2017-18	5-0	7/1.4	0-0	.000	0-0	.000	0-0	.000	0	1	1	0.2	0	0	0	4	0	0	0	0.0
<b>TOTALS</b>	<b>13-0</b>	<b>15/1.2</b>	<b>0-1</b>	<b>.000</b>	<b>0-0</b>	<b>.000</b>	<b>3-4</b>	<b>.750</b>	<b>0</b>	<b>1</b>	<b>1</b>	<b>0.1</b>	<b>1</b>	<b>0</b>	<b>0</b>	<b>5</b>	<b>0</b>	<b>0</b>	<b>3</b>	<b>0.2</b>

### THE SCHRAND FILE

Full name: Leighton Anthony Schrand  
 Birthdate/Birthplace: March 15, 1998 in Florence, Ky.  
 Parents: Kerry and Ryan Schrand; father played basketball at Northern Kentucky and mother played volleyball at Northern Kentucky  
 Siblings: Nolan and Kamden  
 Major: Sport Management  
 Shoe size: 12  
 Career goals: Becoming a college basketball coach  
 Hobbies: Golf and video games  
 Best thing about college basketball: Getting a chance to travel all over the country  
 If I won the lottery: I would play golf every day

### #10 BY THE NUMBERS – WHO ELSE HAS WORN IT?

Remy Abell	2014-16	Romain Sato	2000-04
Doug Alt	1969-72	Steve Thomas	1962-66
Joe Bowman	1984-86	Jamal Walker	1987-91
Chick Boxwell	1947-51	John Zeides	1968-69
Victor Fleming	1980-84		
Chris Hall	1967-68		
Ricky Jannott	1959-60		
Dave Lynch	1966-67		
Mark Lyons	2008-12		
Leo McDermott	1960-62		
David Payton	1975-79		
Jim Rippe	1972-75		



## THE HANSON FILE

Full name: Myles Patrick Hanson  
 Nickname: M  
 Birthdate/Birthplace: July 6, 1998 in Fridley, Minn.  
 Parents: Brage and Brian Hanson  
 Siblings: Andrew, Emma, Grant and Lillian  
 Major: Sport Management  
 Shoe size: 15

Career goals: Professional basketball or become a coach

Something people probably don't know about me: I'm part Native American

I'm as good as anyone at: Ping-pong

Most thrilling sports moment to date: Hitting the game winner in our high school sectional championship game to send us to state

Most famous person I've met: Met the entire Boston Celtics team at Chicago O'Hare Airport

### #34 BY THE NUMBERS – WHO ELSE HAS WORN IT?

Jim Bothen	1962-63	Hank Stein	1956-59
Maurice Brantley	1989-90	Lou Vonderbrink	1953-54
Stanley Burrell	2004-08	Tyrice Walker	1990-94
Kevin Carr	1994-97	Jack Wambach	1963-66
Ray Epton	1983-84	John Zeides	1966-68
Albert Howe	1938-39		
Chuck Kirkhoff	1952-53		
Joseph McDaniel	1939-40		
Charley McEvoy	1937-38		
Paul Perrine	1940-41		
Frank Pinchback	1959-62		
Lloyd Price	1998-01		
Ralph Richter	1979-80		
Harry Russ	1939-40		



**6-7 | 215 | SOPHOMORE | GUARD/FORWARD | CHASKA, MINN.**  
**CHASKA HIGH SCHOOL | COLUMBIA UNIVERSITY**

**🐦 @MYLESHANSON4 | 📷 @MYLES.HANSON.34**

# MYLES HANSON



### AS A MUSKETEER

A walk-on who transferred from Columbia ... Will only be eligible for practice this season.

### TRAVIS STEELE ON HANSON

"Myles is really going to help us in practice this year as he sits out his transfer year. He is strong, athletic and plays hard with a consistent motor. He is going to push our guys. He works hard and spends a lot of time in the gym."

### AT COLUMBIA (2017-18)


Played in 19 games as a freshman, averaging 10.5 minutes per game ... Contributed 3.1 ppg. and 2.3 rpg. ... Basketball coach: James Engles.

### AT CHASKA HIGH SCHOOL

Became Chaska High School's all-time leading scorer with 2,006 career points after a stellar senior campaign ... Named conference player of the year after averaging 24.2 points, 10 rebounds and 3.5 assists ... Led Chaska to three conference championships ... Won a sectional title as a senior ... Named Second Team All-State as a junior ... Basketball coach: Dana Kallman.

### CAREER HIGHS AT COLUMBIA

**Points** – 14 vs. Navy (Dec. 10, 2017)  
**Field Goals Made** - 4 vs. Navy (Dec. 10, 2017)  
**Field Goals Attempted** – 9 vs. Cornell (Jan. 20, 2018)  
**3-Pt Field Goals Made** – 3 vs. Navy (Dec. 10, 2017)  
**3-Pt Field Goals Attempted** – 7 at Cornell (Jan. 27, 2018)  
**Free Throws Made** – 3 vs. Navy (Dec. 10, 2017)  
**Free Throws Attempted** - 3 vs. Navy (Dec. 10, 2017)  
**Rebounds** – 6 vs. Navy (Dec. 10, 2017) and vs. Maine (Dec. 30, 2017)  
**Assists** – 2 vs. Navy (Dec. 10, 2017)  
**Blocks** – 1 at Cornell (Jan. 27, 2018), vs. Sarah Lawrence (Jan. 6, 2018), vs. Navy (Dec. 10, 2017) and at UConn (Nov. 29, 2017)  
**Steals** – 2 vs. Stony Brook (Dec. 7, 2017)



## HANSON'S CAREER NUMBERS AT COLUMBIA

Season	G-GS	Min/G	FG-FGA	Pct	3FG-FGA	Pct	FT-FTA	Pct	Off	Def	Tot	Avg	PF	FO	A	TO	Blk	Stl	Pts	Avg
2016-17	19-0	200/10.5	21-64	.328	12-43	.279	5-5	1.000	8	35	43	2.3	18	0	8	8	4	5	59	3.1
<b>TOTALS</b>	<b>19-0</b>	<b>200/10.5</b>	<b>21-64</b>	<b>.328</b>	<b>12-43</b>	<b>.279</b>	<b>5-5</b>	<b>1.000</b>	<b>8</b>	<b>35</b>	<b>43</b>	<b>2.3</b>	<b>18</b>	<b>0</b>	<b>8</b>	<b>8</b>	<b>4</b>	<b>5</b>	<b>59</b>	<b>3.1</b>



# NICK VANDERPOHL

**6-1 | 180 | SOPHOMORE | GUARD | HARRISON, OHIO**  
**HARRISON HIGH SCHOOL**

@VANDERPOHL | @NICKVANDERPOHL



## AS A MUSKETEER

A second-year walk-on.

## AT HARRISON

First Team All-Southwest Ohio Conference and SWOC Defensive Player of the Year as a senior ... Basketball coach: Andy Marx.

### CAREER HIGHS AT XAVIER

Points – 0  
 Field Goals Made – 0  
 Field Goals Attempted – 0  
 3-Pt Field Goals Made – 0  
 3-Pt Field Goals Attempted – 0  
 Free Throws Made – 0  
 Free Throws Attempted – 0  
 Rebounds – 0  
 Assists – 1 vs. Kent State (Dec. 6, 2017)  
 Blocks – 0  
 Steals – 0  
 Minutes – 1 Four Times

## THE VANDERPOHL FILE

Full name: Nick John Vanderpohl  
 Nickname: Vandy  
 Birthdate/Birthplace: January 3, 1999 in Harrison, Ohio  
 Parents: Ann and John Vanderpohl  
 Sibling: Ellie  
 Major: Business Marketing  
 Shoe size: 10.5  
 Career goal: Marketing for a sports team  
 Hobby: Playing golf  
 First job as a kid: Cutting grass  
 I have watched this movie many times and will watch it again: The Blind Side  
 I'm as good as anyone at: Sports trivia  
 Toughest part of being a student-athlete: Time Management

### #14 BY THE NUMBERS – WHO ELSE HAS WORN IT?

Walt Corbean	1985-88	Tim Whelan	2012-14
Robert Dean	1948-51	Bryan Williams	1963-64
Fred Foster	1962-63	Johnny Wolf	2005-07
Al Gundrum	1959-60		
Eric Knop	1989-93		
Dave Lynch	1964-66		
Thomas Malone	1961-62		
Johnny Mazza	2009-11		
John McCreary	1932-34		
Frank Tartaron	1955-56		
Nate Turner	1996-98		



## VANDERPOHL'S CAREER NUMBERS AT XAVIER

Season	G-GS	Min/G	FG-FGA	Pct	3FG-FGA	Pct	FT-FTA	Pct	Off	Def	Tot	Avg	PF	FO	A	TO	BLK	STL	Pts	Avg
2017-18	4-0	4/1	0-0	.000	0-0	.000	0-0	.000	0	0	0	0.0	0	0	1	0	0	0	0	0.0
<b>TOTALS</b>	<b>4-0</b>	<b>4/1</b>	<b>0-0</b>	<b>.000</b>	<b>0-0</b>	<b>.000</b>	<b>0-0</b>	<b>.000</b>	<b>0</b>	<b>0</b>	<b>0</b>	<b>0.0</b>	<b>0</b>	<b>0</b>	<b>1</b>	<b>0</b>	<b>0</b>	<b>0</b>	<b>0</b>	<b>0.0</b>



# TRAVIS STEELE

**HEAD COACH | FIRST YEAR**  
**BUTLER '04 | DANVILLE, IND.**

 **@COACHSTEELEXU**

Travis Steele was named the Sedler Family Men's Head Basketball Coach at Xavier on Saturday, March 31.

Steele spent the past 10 seasons at Xavier, including nine on the staff of his predecessor, Chris Mack. Steele, 36, is the 18th head coach in Xavier basketball history.

"As we completed our national search process, it became clear that the best head coach for our program is the person we knew the best, Travis Steele," said Xavier University Vice President and Director of Athletics Greg Christopher. "Travis has impacted the Xavier basketball program in a variety of ways during his time at Xavier, whether in the office, on the court or in recruiting. Travis brings passion, personality and organizational leadership skills to our head coaching position, which is really the CEO of our basketball program. He has earned a reputation as one of the brightest young offensive minds in the game and one of the future stars in this profession."

Steele has been a part of nine NCAA Tournament teams in his 10 years at Xavier, including five teams that reached at least the Sweet 16. This past year's team won XU's first BIG EAST Regular Season Championship, a school-record final AP rank-

ing of No. 3 and the first NCAA Tournament No. 1 seed in school history.

"I am excited about the opportunity to build on the success that we've enjoyed in the Xavier basketball program," said Steele.

Steele, who was named over the last two




years as one of the top two recruiters in the BIG EAST Conference by *Sporting News* basketball magazine, is a big part of the reason Xavier's recent recruiting classes have earned national attention. He has played a key role in multiple nationally-ranked recruiting classes in recent years, including three straight classes ranked among the top 20 in the country.

Steele has participated in the Nike-produced Villa 7 consortium, which annually brings together the country's elite assistant basketball coaches to build the next generation of great basketball leaders.

Former Xavier head coach Sean Miller hired Steele prior to the 2008-09 season as Xavier's Director of Basketball Operations. Mack promoted Steele to assistant coach after he took over the program prior to the 2009-10 season. Steele was promoted to Associate Head Coach following the 2015-16 season.

Prior to Xavier, Steele worked on the staff at Indiana. He joined the Hoosiers in August of 2006, taking on the duties of the video coordinator. After serving as the video coordinator for a season and a half while at IU, he was promoted to the position of assistant coach in February, 2008.



Prior to his time with the Hoosiers, Steele served as an assistant men's basketball coach at Wabash Valley College (2005-06) and spent a year with the Ohio State basketball program as a graduate manager (2004-05) under former XU head coach Thad Matta.

From 2001-06, Steele was a coach for the Spiece/Indiana Adidas Elite AAU Basketball program. Steele also was an assistant varsity coach at Ben Davis High School while attending Butler University from 2001-04.

Steele, the brother of former XU assistant and current Akron head coach John Groce, graduated cum laude from Butler in May 2004, earning a bachelor of science degree in marketing. Steele was born Nov. 12, 1981 in Danville, Indiana. He and his wife Amanda reside in Cincinnati with their five-year-old son, Winston.



**HEAD COACH TRAVIS STEELE'S PERSPECTIVE:**

**THE SCHEDULE:** "You better be ready night in and night out for the 18-game BIG EAST schedule. The last four years the 10-team BIG EAST has averaged six teams in the NCAA Tournament field. That speaks for itself. There are no nights off. We have to challenge our guys and get better in the non-conference so we are ready for the challenge of the BIG EAST Conference. The entire Maui Invitational field is incredible, including four teams that are on a lot of preseason top 10 lists. We open up with a top 10 team in Auburn. Every game in Maui will challenge us as will the Gavitt Games matchup with a much-improved Wisconsin team. The two road games that we have at Missouri and at Cincinnati, who both made last year's NCAA Tournament, will prepare us to go play in the many hostile environments in the BIG EAST."

**DEFENSIVE PLAN:** "We will still use the Pack Line Defense and concepts but we will change it up a little bit. The main reason why I say that is because our personnel is different. We have better athletes on this year's team and will be able to pick up a little bit higher. We are going to pressure the ball more. I want to be more disruptive on the ball than we have ever been before because we can be and need to be. We have the athleticism. I love the Pack Line defense because it creates continuity and accountability. I've had fans tell me that the Pack Line is not good enough against 3-point shooters. Tony Bennett's pack line at Virginia was the number one defense in the country. We have to execute it the right way. Part of it is personnel, and we have the personnel to do it better this year and be really good at it."

**OFFENSIVE PLAN:** "We are not going to look as pretty to be honest. We lost a lot of skill and offensive power from last year's team. We are going to have to be creative. There are a couple statistics that are going to be very important to me. Number 1: we have to be the best offensive rebounding team in the BIG EAST. Our best offense is sometimes going to be our second or third shots. Second, we are going to have to play very fast. We have to advance the ball up the floor as much or more than we have before to get advance layups. Third, we have to get to the free-throw line. We have to lead the BIG EAST in getting to the free-throw line and lead the BIG EAST in free-throw percentage. That is how we are going to win games this year. Stylistically we are going to play fast, but we have to get to the paint. We have to drive the ball and post the ball. We have to offensive rebound. We have to dominate the paint area for us to be successful this year. We are not going to be a team like we were last year where we make 14 3-pointers in a game. We are going to look a little bit different and we might score more off our defense. That's why we're going to have to be a little more disruptive on that end. We have to get some easier points. I still want to share the ball. I want to be a predominately four out, one in team, there is no question about that. We will play three out and two in at times when we play Zach (Hankins) and Tyrique (Jones) together."



**STEELE'S SUCCESS ON THE XAVIER STAFF:**

**10 Years On The Xavier Coaching Staff**

Season	Overall	Conference Record	Postseason
2017-18	29-6	15-3/1st in BIG EAST*	NCAA 2nd Round
2016-17	24-14	9-9/7th in BIG EAST	NCAA Elite Eight
2015-16	28-6	14-4/2nd in BIG EAST	NCAA 2nd Round
2014-15	23-14	9-9/6th in BIG EAST	NCAA Sweet 16
2013-14	21-13	10-8/T-3rd in BIG EAST	NCAA 1st Round
2012-13	17-14	9-7/T-6th in Atlantic 10	
2011-12	23-13	10-6/T-3rd in Atlantic 10	NCAA Sweet 16
2010-11	24-8	15-1/1st in Atlantic 10*	NCAA 2nd Round
2009-10	26-9	14-2/T-1st in Atlantic 10*	NCAA Sweet 16
2008-09	27-8	12-4/1st in Atlantic 10*	NCAA Sweet 16
<b>Totals</b>	<b>242-105</b>	<b>4 Titles*</b>	<b>9 NCAA (13-9)</b>

\*Regular Season Championship



# JONAS HAYES

**ASSISTANT COACH | FIRST YEAR**  
**GEORGIA '04 | ATLANTA, GA.**

 **@COACHJONAS**

**Jonas Hayes** joined the Xavier Basketball staff as an assistant coach this past April. Hayes, 37, has spent the past six years on the staff of his alma mater, the University of Georgia, including the last five seasons as an assistant coach.

"First and foremost, Jonas is an incredible person," said Xavier head coach Travis Steele. "Jonas has a unique ability to connect with people. He can light up a room. He is funny, he can connect with guys from the country, guys from the city, international, he can connect with anybody in a room. I think he has those connections with our players already. It's going to allow him to push our guys, coach our guys. He does a great job with our big men. He played that position which I think is so important when you talk about the development piece because he is not a 5-10 guy coaching the big guys. He played it and played at a high level, knows what he is doing and can teach it. He is going to focus on rebounding this year and being a big guy coach that kind of goes hand in hand. I think for us to be a good team this year, I think we have to dominate the rebounding on both ends of the floor. Jonas brings with him an incredible background of both recruiting success and player development."

"I'm excited to be a part of the tradition that has been established at Xavier," said Hayes. "This is a phenomenal opportunity to continue my progression to hopefully fulfill my dream of becoming a head coach one day."

As a coach, Hayes played a major role in the development and production of Georgia's post players, including All-SEC performers Marcus Thornton and Yante Maten. Maten was the 2018 AP SEC Player of the Year.



In Georgia's 11 combined seasons with Hayes as a player or member of the staff, the Bulldogs earned seven postseason bids, including four of the last five seasons.

Georgia posted three consecutive 20-win finishes in Hayes' first three seasons as an assistant, just the second time in 112 seasons of play the Bulldogs have accomplished that feat.

Prior to joining the Bulldogs' staff, Hayes spent five seasons as an assistant coach at Belmont Abbey from 2007-12. He also was an assistant coach at South Carolina State (2006-07) and Morehouse (2005-06). Hayes returned to Georgia as operations coordinator for the 2012-13 season and moved into a slot as an assistant coach a year later.

As a player, Hayes was a three-year letterwinner and started 41 of 88 games played for the Bulldogs from 2001-04, averaging 8.6 points and 4.9 rebounds for his career. Hayes and his twin brother Jarvis played at Western Carolina as freshmen before transferring to Georgia in 2000. Jonas helped Georgia reach postseason competition twice, including the 2002 NCAA Tournament and 2004 NIT. Jonas started 29 games as a senior and averaged 11.9 points and 5.3 rebounds.

Hayes, who was born August 9, 1981 in Atlanta, Georgia, graduated from Georgia in 2004 with a bachelor's degree in child and family development.







# DANTE JACKSON

ASSISTANT COACH | FIRST YEAR  
XAVIER '11 | GREENFIELD, OHIO

 @COACHDJACKSON25



Head Coach Travis Steele hired Xavier graduate and former Musketeer basketball standout **Dante Jackson** as an assistant coach this past summer. Jackson, who was a graduate assistant coach on the Xavier staff from 2012-14, won 107 games and played in four NCAA Tournaments as a Musketeer player, including an Elite Eight and two Sweet 16s.

“I love the passion that Dante has for basketball in general and Xavier basketball in particular,” said Steele. “I had a chance to work with Dante for three years when he was a player (2008-11) and two years when he was a graduate assistant (2012-14). He was a part of a lot of winning basketball at Xavier and he has gained some valuable experience at multiple stops. Dante knows our defensive system. Dante already knows the Pack Line, he knows the drills and the terminology. He is passionate about it. He is also going to work with point guards and combo guards. That is what he played here at Xavier. Dante has an ability to connect with families and student athletes. He has that personality. He is very engaging and it’s different for him because he’s played here. He went to class here and has done the whole deal. I want our Xavier players to know that this is a true family. We are going to take care of our own.”

Jackson, 30, returns to Xavier after gaining experience as a full-time assistant at nearby Northern Kentucky (2015-16), Air Force (2016-17), Robert Morris (2017-18) and a brief stint

at Kent State before agreeing to return to his alma mater. Prior to his graduate assistant stop at Xavier, Jackson started his collegiate coaching career as a graduate assistant for one season (2011-12) under then-Ohio University head coach John Groce, the brother of Xavier’s head coach. The Bobcats finished with an over-



all record of 29-8 that season, won the 2012 Mid-American Conference (MAC) Tournament title and advanced to the Sweet 16 of the 2012 NCAA Tournament.

Jackson, who was born April 7, 1988 in Greenfield, Ohio, is a 2011 graduate of Xavier University with a bachelor of arts degree in liberal arts. He earned his master’s degree in sport administration from Xavier in 2014. The Musketeers finished in third place in their first season as a member of the BIG EAST with an overall record of 21-13 in the 2013-14 season, including a 10-8 conference mark, and earned an at-large berth to the 2014 NCAA Tournament in Jackson’s final season as a graduate assistant.

Jackson concluded his playing career with the Musketeers with 107 victories, including seven in the NCAA Tournament. The 107 wins are just one shy of the school record held by Jason Love. A three-year starter at Xavier, he posted career totals of 795 points, 374 rebounds and 255 assists. Jackson shared the school record for games played with 137 until 2018 graduates Trevon Bluiett and J.P. Macura took over the top two spots this past season. Jackson appeared in the NCAA Tournament in each of his four years as a player, including an Elite Eight appearance in 2008, the Sweet 16 in both 2009 and 2010 and the second round in 2011.

As a prep at McClain High School in Greenfield, Ohio, Jackson finished as the program’s all-time leading scorer with 2,423 points.



# BEN JOHNSON

**ASSISTANT COACH | FIRST YEAR**  
**MINNESOTA '05 | MINNEAPOLIS, MINN.**

 **@COACHBENJOHNSON**

**Ben Johnson**, 37, joined the Xavier Basketball staff as an assistant coach this past April. Johnson spent the past five seasons from 2013-18 as an assistant at his alma mater, Minnesota.

"Ben is an outstanding coach and recruiter that will be a very successful head coach one day," said head coach Travis Steele. "Ben has spent the last five seasons at his alma mater and brings great experience and a great reputation developing perimeter players. Ben is very intelligent. He is a very good teacher, takes a lot of pride in it and how he communicates his messages to our players. Ben is always studying the game. I don't have to tell him to do that. He just does it. It's his passion. Ben has a very good offensive mind, and that's the side of the ball that he is going to focus on a little bit more. Ben is going to work a little more with our wings here."

"I am excited to work with our student-athletes and privileged to team with Coach Steele and staff to help Xavier basketball continue its path of excellence both on and off the court," said Johnson. "Xavier has an unbelievable tradition. I want to continue to build this program at a championship level!"

Minnesota finished 25-13 and won the 2014 NIT Championship in Johnson's first season on the Golden Gopher staff. UM finished 24-10 and earned an NCAA Tournament berth in the

2016-17 season. Numerous Golden Gophers earned All-BIG Ten honors during Johnson's time at UM, including four in 2017, including First Team selection Nate Mason, Third Team selection Jordan Murphy and Defensive Player of the Year Reggie Lynch.

Johnson returned to Minnesota in 2013 after spending the 2012-13 season as an assistant



coach at the University of Nebraska.

Prior to his role at Nebraska, Johnson spent four seasons on the staff at Northern Iowa from 2008-12. The Panthers went a combined 93-77 during that time, reaching postseason play in all four years, including a run to the NCAA Sweet 16 in 2009-10. That year, UNI won a school-record 30 games and upset top-seeded Kansas in the second round. During his tenure at UNI, the Panthers boasted three First Team All-MVC selections, including 2010 Missouri Valley Conference MVP Adam Koch in 2010.

Prior to his stay at Northern Iowa, Johnson served as an assistant coach for two seasons at the University of Texas-Pan American. He began his coaching career as a graduate assistant at the University of Dayton during the 2005-06 season.

Johnson started his collegiate playing career at Northwestern and played two seasons before transferring to Minnesota to finish his career. He was a two-time captain at Minnesota and finished with 533 points in 59 games. He scored a total of 1,202 career points in his four seasons of collegiate basketball.

Johnson, who was born December 23, 1980 in Minneapolis, Minnesota, graduated from the University of Minnesota in 2005 with a bachelor's degree in sociology.





# MARIO MERCURIO

ASSOCIATE ATHLETIC DIRECTOR FOR BASKETBALL ADMINISTRATION | 16TH YEAR  
XAVIER '03 | CINCINNATI, OHIO


@MARIOMERCURIO | @MARIOMERCURIO

**Mario Mercurio**, who was promoted this summer to Associate Athletic Director for Basketball Administration, is in his 16th year with the program. Mercurio has been a big part of the men's basketball program's success and the many transformational changes to Cintas Center, particularly those areas that directly impact the student-athletes.

"The Xavier men's basketball program has reached elite status," said Xavier University Vice President and Director of Athletics Greg Christopher. "We have a lot of people who have played key roles in getting our program to this point but it was clear to me that we needed someone in our top administration whose sole focus is basketball. There is no one I can think of better qualified for that role than Mario Mercurio, who knows our program and has impacted its brand in so many ways."

Mercurio has been a key part of the group involved in the many design changes to Cintas Center. Charged with overseeing all student-athlete focused renovations, Mercurio served as the point person for the strength and conditioning addition, the men's basketball locker room upgrades, the training room renovation and the new student-athlete lounge.

Mercurio's responsibilities include Xavier's non-conference scheduling, helping XU annually post one of the nation's best non-conference slates to accompany its rugged BIG EAST



schedule. This role also includes annually securing spots in one of the nation's top exempt holiday events, including the 2018 Maui Invitational this November. For the past 15 years Mercurio has served as Xavier's liaison to Nike Basketball. The 2018-19 season will mark Xavier's eighth year as a Nike NTS School.

Head coach Travis Steele echoed Christopher's praise of Mercurio's role with the program. "He has a great pulse on the program and the landscape of college basketball," said Steele. "Mario has a business mind. He deals with our schedule, Nike and travel, but he's so much more than that. He does a great job of branding our program, whether that's through social media or anything else. Mario is a forward-thinking person, always thinking about how can we continue to get better as a program."

Mercurio, who started as a student worker under the late former XU head coach Skip Prosser, has been a key part of the basketball staffs of each of the last three coaches, including Chris Mack, Sean Miller and Thad Matta.

A Cincinnati St. Xavier High School graduate, Mercurio graduated in 2003 from Xavier's Williams College of Business with a double major in finance and marketing. Mercurio, who was born in Cincinnati, also received his MBA at Xavier. He and his wife Meghan live in Cincinnati.



# JEREMY GROWE

**SPECIAL ASSISTANT TO THE HEAD COACH | 10TH YEAR  
INDIANA '09 | ST. LOUIS, MO.**

 @JEREMYGROWE |  @JEREMYGROWE



Jeremy Growe, who was promoted this summer to Special Assistant to the Head Coach, is in his 10th year on the Musketeer basketball staff.

"Jeremy knows our program and really knows the game," said head coach Travis Steele. "I thought over the last few years Jeremy has had the third-biggest voice of our program from an Xs and Os standpoint. Obviously, he cannot coach on the floor per NCAA rules but I am talking about game plan, what do we need to do offensively/defensively. He knows our defensive and offensive system like the back of his hand. Jeremy is around our players every day. Our job is to help develop these young men into responsible men by the time they get a little bit older. Jeremy does a great job at that, finding different ways to develop their character whether that is through community service or other parts of our Fortune 15 program."

Growe assumed the role of Director of Men's Basketball Operations in 2011 after spending the previous two seasons as a graduate program assistant. As Director of Basketball Operations, Growe's responsibilities included acting as the liaison between the basketball staff and the academic side of campus, internal scheduling, summer basketball camp and assisting in video analysis.

During Growe's nine years with the program, Xavier has compiled a 215-97 record. Xavier also won the 2018 BIG EAST Regular Season Championship, two Regular Season Atlantic 10 Conference Championships and played in eight NCAA Tournaments, including an Elite Eight and three Sweet 16 appearances. While serving as a graduate program assistant Growe participated in video scouting, assisted the coaching staff on the floor during skill instruction and practice, participated in tracking the academic progress of the men's basketball



student athletes, helped organize on campus recruiting efforts and executed the film exchange program. While working with the men's basketball team Growe also completed his master's degree from Xavier University in sport administration in 2011.

Growe came to Xavier after graduating from Indiana University in 2009 with a degree in sport marketing and management. During his time at Indiana, Growe spent the 2006-07 and 2007-08 seasons as a student manager. His duties included assisting the coaching staff on the floor during practices, assisting the coaching staff with video scouting, managing the operations of summer camp and participating in day-to-day operations with the team. During Growe's time the Hoosiers went 46-19 including back-to-back NCAA Tournament appearances.

Growe also spent the summers of 2008 and 2009 working with the Indiana Elite AAU program. During his time with Indiana Elite Growe participated in on the floor coaching of players during games and practices, recruited players to the program and handled administrative tasks for the team. Growe coached multiple Division I players during his time with the program.

Growe, a native of St. Louis, Mo., and his wife, Samantha, have a one-year-old son, Jonah.



# DAVID FLUKER

**HEAD ATHLETIC TRAINER | 16TH YEAR  
WILMINGTON '86 | CINCINNATI, OHIO**



**David Fluker**, who served as Interim Head Athletic Trainer since Jody Jenike retired in the Spring of 2018, this summer was named Xavier's new Head Athletic Trainer. Fluker has spent 15 years serving Xavier Athletics, including most recently eight years as XU's Associate Head Athletic Trainer.

Fluker is in his second stint with Xavier Athletics, including his ninth straight year. Fluker, who spent seven years (2003-10) working as athletic trainer for the men's basketball program at the University of Cincinnati, served seven years in a similar capacity at Xavier from 1996-2003.

Fluker will coordinate coverage of medical staffing for all of Xavier's 18 NCAA Division I programs and its 300 student-athletes. Fluker's new role will still include responsibility for the men's basketball trainer duties at Xavier.

"Dave deals with our guys every single day," said head coach Travis Steele. "When a lot of people think of training rooms, they think of getting healthy or recov-

ering from an injury. Our guys also get a lot of help with preventing injuries. Dave does a really good job of that, making sure our guys are in the ice tub, or the cold pool or the hot pool, stretching, sleeping and eating right. He works hand-in-hand with (Strength and Conditioning Coach) Matt Jennings as well, trying to make sure that we keep our guys healthy. If a guy does get injured, he has the expertise and access to medical personnel and equipment to get the guy onto the floor as quickly as possible. Our players know and love him because

they know he always is looking out for their best interests."

Fluker came to Xavier the first time in 1996 after three years as the staff athletic trainer for Queen City Sports Medicine & Rehabilitation. Other sports medicine experiences include being staff athletic trainer for Bethesda Montgomery Physical Therapy (1988-91) and graduate assistant athletic trainer at Michigan State University (1986-88). Fluker was selected as a volunteer athletic trainer in 2000 at the Olympic Training Center in Colorado Springs, Colo., and as a site athletic trainer at numerous events. He was athletic trainer with USA Judo Team at the 2003 Pan Am Games in the Dominican Republic.

Fluker, who was born in Cincinnati, is a 1986 graduate of Wilmington College with a bachelor's degree in sports medicine-athletic training. He earned his master's degree in health education-human performance from Michigan State in 1988. He and his wife, Crystal, have six children: Leonard, Courtney, Davin, Kira, Simone and D.J.





# MATT JENNINGS

**HEAD STRENGTH AND CONDITIONING COACH | 10TH YEAR  
NORTH CAROLINA '96 | EDEN, N.C.**

**@MATTJENNINGS | @MATTJENNINGS**

**Matt Jennings** is in his 10th year as the Head Strength and Conditioning Coach at Xavier. His responsibilities include overseeing the entire XU Athletics Strength and Conditioning Department, as well as working directly with the men's basketball program.

Jennings has worked closely with the Xavier Athletic Training staff and numerous area professionals to develop a program that covers nutrition, strength training, injury prevention and more. Jennings is excited about the new expanded strength and conditioning area at Cintas Center, which opened in October of 2016.

Jennings' previous experience includes time as a strength coach at Wake Forest University, the University of South Carolina and High Point University in addition to a graduate assistant position at the University of Tennessee and an internship with the NFL's Tampa Bay Buccaneers.

"I think the Strength and Conditioning Coach position is as important as any role in our program," said head coach Travis Steele. "Matt is one of the best strength coaches in the country and we are

fortunate to have him here. Matt is around the guys every single day and helps set a culture. His results speak for themselves over the last nine years. His experience and his passion for Xavier is going to help us get to where we want to go as a program. Matt is a great person who does things the right way. Our weight room is incredible, including the equipment, the food and the other resources that we have now. Our goals and expectations are very high here and Matt will play a huge part in helping us achieve them."



Jennings came to Xavier from High Point University, where he had been the head strength and conditioning coach since June of 2007. Jennings came to HPU following a three-year stint as the strength and conditioning coach for men's basketball and volleyball at South Carolina. Prior to working with the Gamecocks, Jennings spent four years at Wake Forest, where he worked primarily with men's and women's basketball, men's soccer and baseball.

Jennings, who was born in Winston-Salem, N.C., received a bachelor of arts degree in physical education and exercise sports science from North Carolina in 1996. Jennings also was a two-year member of the Tar Heel football team. Jennings completed a master's degree in sport administration from Tennessee in 1998 and as a graduate assistant in the weight room, he worked with football, men's basketball and baseball.

He is a member of the CSCCA (Collegiate Strength and Conditioning Coaches Association) and holds the certification of MSCC (Master Strength and Conditioning Coach). Jennings and his wife, Jill, are the proud parents of three children, Delaney and Zachary (16) and Jacob (14).



# CHRIS BARBOUR

**ACADEMIC ADVISOR | EIGHTH YEAR  
XAVIER '08 | KOKOMO, IND.**

**@CB\_SAASS | @CB\_SAASS**



**Chris Barbour** is in his eighth year as the athletic academic advisor for the Xavier men's basketball program. Barbour, the Assistant Director of Student-Athlete Academic Support Services, advises student-athletes in course selection, registration, graduation and eligibility requirements. He works closely with Angela Wyss, the Director of Student-Athlete Academic Support Services, and the rest of Xavier's talented academic support group for student-athletes.

"I think of Chris as a part of our coaching staff," said head coach Travis Steele. "He goes everywhere we go from Maui to Missouri to Villanova to play. The one promise we always make to kids in the recruiting process is that if they do their part they will earn a degree here from Xavier. That dates all the way back to 1986. Chris has done a great job of carrying that torch from the legendary Sr. Fleming. Chris deals with our guys on a daily basis and helps those guys not only academically, but being a mentor and life coach in many ways. Our players love Chris because they know he truly cares about them as people and will go above and beyond the call of duty for them, helping them be successful."

Barbour has worked at Xavier University since 2004, beginning as a data entry specialist in the undergraduate office of

admission. He was hired as a financial aid specialist from 2005-10, having the responsibility for working directly with students, families, athletic coaches and internal departments to evaluate the financial need and eligibility of undergraduate and graduate students, including many student-athletes. In 2010 he took over the position of coordinator of multicultural recruitment and admissions counselor for the admissions office, playing point on managing a multicultural recruitment strategy for the University.


Before he came to Xavier, Barbour worked for UMADAOP (Urban Minority Alcohol Drug

Abuse Outreach Program) in Cincinnati from 2002-04 as a Prevention Specialist. He was responsible for facilitating mentoring sessions with youth between the ages of 5-18 years, implementing programming regarding drug and alcohol abuse in Cincinnati Public Schools, organizing educational events on life skills and the harmful effects of drugs and alcohol and building trusting relationships with youth to help gain respect and understanding for the message being delivered. Barbour, an AmeriCorps Volunteer from 2002-03, was selected for the UMADAOP position after a successful apprenticeship.

In addition to men's basketball, Barbour also works with volleyball, men's golf and men's soccer student-athletes. Outside of Xavier, Barbour works with R.C. Durr YMCA in an effort to maintain connections to youth from the Greater Cincinnati area.

Barbour received both his bachelor of arts degree in organizational communication from Xavier University and his master's degree in sport administration from XU. As part of his master's program, Barbour interned under Sr. Rose Ann Fleming, Xavier Hall of Famer and long-time academic advisor, who is now one of Xavier's NCAA Faculty Representatives.





# TREY SCOTTI

**VIDEO COORDINATOR | SECOND YEAR  
INDIANA '17 | PEKIN, ILL.**

@TREYSCOTTI


Trey Scotti spent the 2017-18 season as a graduate program assistant before being promoted this Fall to the full-time position of Video Coordinator. Scotti, a 2017 graduate of Indiana University with a degree in sport management with minors in business and marketing, served as the head manager for the IU basketball team from 2013-17, including logging opponent film, recording opponent and potential tournament opponent games and creating playbooks for players and coaches. Scotti, a native of Pekin, Illinois, earned Second Team All-Conference and All-Area his junior and senior seasons at Pekin Community High School.

Scotti's primary responsibilities include the program's video operations, including film breakdown, coordinating film exchange, creating team highlight videos, advance scouting of opponents and helping Xavier players with individual film needs. Scotti also assists the coaching staff in limited on-court activities during practice, advance scouting, on-campus recruiting and team academics.



### The 2018-19 Student Program Assistants

Front Row (Left to Right): junior Paolo Fridman (Glenview, Ill.), junior Ryan Lutz (Cincinnati, Ohio), senior Deshaun Williams (Cincinnati, Ohio), senior Quinn Douglas (Cleveland, Ohio), senior Collin Southworth (Columbus, Ohio), senior Michael Murray (Woodstock, Ill.), junior Josh Theis (Cincinnati, Ohio) and junior Nate Bohn (Indianapolis, Ind.); Back Row (Left to Right): sophomore Mohammed Haroon (San Marino, Calif.), freshman Jack Westendorf (St. Louis, Mo.), freshman Brenden Ross (Darien, Conn.), sophomore Kris Glover (Chicago, Ill.), sophomore Avery Robbins (Lake Bluff, Ill.), sophomore Michael Sarallo (Cary, Ill.), sophomore Cam Massa (Cincinnati, Ohio), sophomore John Witt (Cincinnati, Ohio) and freshman Asher Morton (Cincinnati, Ohio).



# BO BURKHART

**GRADUATE PROGRAM ASSISTANT | FIRST YEAR  
CENTRAL METHODIST '18 | EVANSVILLE, IND.**

@\_BURKHART

Bo Burkhart is in his first year with the Xavier men's basketball team. Burkhart, a 2016 graduate of Central Methodist University with a bachelor's degree in business administration, played point guard at Central Methodist from 2016-18 after two years at Southwestern Illinois College. Burkhart, a four-time team captain, earned All-Heart of America honors as a senior at Central Methodist, leading his squad to a 27-6 mark and a No. 7 national ranking.

Burkhart's responsibilities include assisting the coaching staff in limited on-court activities during practice, advance scouting, video and on-campus recruiting. In addition to his basketball duties, he is working on completing his master's degree in sport administration.



# SAM FRAYER

**GRADUATE PROGRAM ASSISTANT | FIRST YEAR  
OHIO '18 | CINCINNATI, OHIO**

@SAM\_FRAYER

Sam Frayer is in his first year with the Xavier basketball team. Frayer, a 2018 graduate of Ohio University with a degree in communication studies and a minor in sport administration, played in 35 career games in four years as a walk-on with the Bobcats team. Frayer earned four letters at nearby Madeira High School, helping his team win three Cincinnati Hills League titles. The senior captain earned Cincinnati All-Star honors from the *Cincinnati Enquirer*.

Frayer's responsibilities include assisting the coaching staff in limited on-court activities during practice, advance scouting, video and on-campus recruiting. In addition to his basketball duties, he is working on completing his master's degree in sport administration.







Junior Trevon Bluiett made the All-BIG EAST Conference First Team and the All-BIG EAST Tournament Team for the third straight year.

- **Trevon Bluiett** was sixth in the BIG EAST in scoring at 19.3 ppg. He scored 2,261 points (second on XU's all-time scoring list). His 319 career 3-pointers set a new school record and his 105 3-pointers this past season set an XU single-season record.
- **Trevon Bluiett**, a three-time All-BIG EAST Tournament and three-time All-BIG EAST First Team member, is one of only 13 players in BIG EAST history to be named to the First Team three times.
- Senior **J.P. Macura**, who scored a career-high 29 points in the 2018 NCAA Tournament first round win over Texas Southern, is 19th on XU's all-time scoring list with 1,491 points.
- Sophomore **Quentin Goodin** was third in the BIG EAST in assists at 4.9 apg. and assist-to-turnover ratio at 2.14.
- Freshman **Naji Marshall**, who was named to the 2018 BIG EAST Conference All-Freshman Team, started 18 games in his first season.
- Xavier's four-year senior trio of **Trevon Bluiett**, **J.P. Macura** and **Sean O'Mara** won 104 games in their careers, including seven wins in the NCAA Tournament.
- Xavier has graduated 109 straight men's basketball seniors dating back to the 1985-86 school year.
- Xavier averaged a school-record 10,475 fans for its 18 home games this season and welcomed a school-record 188,554 fans. This marked the third straight year that Xavier has broken school attendance records. XU sold out every home game for the first time in school history.

• Xavier won its first BIG EAST Conference Regular Season Championship this past season with a 15-3 record.

• Xavier, a No. 1 seed in the NCAA Tournament for the first time in school history, played in its fifth straight NCAA Tournament and its 12th in the last 13 years.

• Xavier, 29-6, finished one win shy of tying the school record for wins set by the 2007-08 team (30-7) that reached the 2008 NCAA Tournament Elite Eight.

• Senior **Trevon Bluiett**, a consensus All-America selection, was named Second Team All-American by the Associated Press, the National Association of Basketball Coaches (NABC), the United States Basketball Writers Association (USBWA), *Sporting News*, *USA Today*, CBS Sports, NBC Sports and NCAA.com. He was on the John R. Wooden Award All-America and Lute Olson All-America Teams.

Morehead State 49 - 0-1

#	Player	Total			3-Ptr			Rebounds			PF	TP	A	TO	Blk	Str	Min
		FG-FGA	FG-FGA	FT-FTA	FG-FGA	FG-FGA	FT-FTA	Off	Def	Tot							
10	CHATMAN, Alonzo	f	0-1	0-0	0-0	1	0	1	3	0	0	1	0	0	0	9	
13	HARRIS, Lamontay	f	1-7	0-3	1-2	1	5	6	3	3	1	3	0	0	23		
00	HICKS, A.J.	g	0-5	0-3	2-4	0	0	0	4	2	1	3	0	2	28		
02	WALKER, Jordan	g	5-14	3-8	5-5	0	4	4	4	18	1	4	0	1	33		
32	HENSON, Dijmon	g	1-4	1-2	1-2	1	2	3	1	4	0	1	0	1	25		
01	KING, Londell	g	1-3	0-0	0-1	3	2	5	3	2	0	1	1	1	5		
03	BAKER, James	g	2-7	0-1	0-0	2	1	3	1	4	0	0	1	1	14		
04	COOPER, Devon	g	1-4	1-2	2-2	0	0	0	5	0	0	0	1	1	14		
05	WRIGHT, Cedric	g	0-0	0-0	0-0	0	0	0	5	0	1	0	1	0	5		
11	FEAGIN, Richard	g	0-0	0-0	0-0	0	0	0	0	0	0	0	0	1	2		
12	GREEN, Malek	g	2-4	1-1	2-4	1	3	4	2	7	0	0	2	0	21		
21	THOMPSON, Trell	g	1-8	1-3	1-2	3	0	3	1	4	2	2	0	1	20		
23	CRAWFORD, Austin	g	0-0	0-0	0-0	0	0	0	0	0	0	0	0	0	1		
Team									2	0							
Totals			14-59	7-23	14-22	15	17	32	27	49	5	17	4	9	9		
FG % 1st Half:		8-31	25.8%	2nd half:	6-28	21.4%	Game:	14-59	23.7%								Deadball
3FG % 1st Half:		4-13	30.8%	2nd half:	3-10	30.0%	Game:	7-23	30.4%								Rebounds
FT % 1st Half:		4-9	44.4%	2nd half:	10-13	76.9%	Game:	14-22	63.6%								4

Xavier 101 - 1-0

#	Player	Total			3-Ptr			Rebounds			PF	TP	A	TO	Blk	Str	Min
		FG-FGA	FG-FGA	FT-FTA	FG-FGA	FG-FGA	FT-FTA	Off	Def	Tot							
00	JONES, Tyrique	f	4-7	0-0	3-7	3	6	9	1	11	2	1	4	1	20		
22	GATES, Kaiser	f	4-4	4-4	2-4	0	5	5	4	14	0	1	1	0	19		
03	GOODIN, Quentin	g	1-1	0-0	0-1	0	1	1	2	2	7	4	0	0	19		
05	BLUIETT, Trevon	g	9-12	5-7	2-2	1	4	5	2	25	3	0	2	1	22		
55	MACURA, J.P.	g	6-7	1-2	5-7	0	3	3	2	18	4	0	1	5	22		
01	SCRUGGS, Paul	g	5-7	0-2	0-0	0	4	4	2	6	4	0	1	2	24		
04	HARDEN, Elias	g	1-3	1-2	2-2	0	1	1	2	5	3	2	0	0	20		
10	SCHRAND, Leighton	g	0-0	0-0	0-0	0	0	0	0	0	0	0	0	0	2		
11	KANTER, Kerem	g	2-6	0-3	0-0	0	5	5	0	4	1	2	0	1	15		
13	MARSHALL, Naji	g	4-4	1-3	3-5	1	3	4	1	12	2	2	1	1	21		
14	VANDERPOHL, Nick	g	0-0	0-0	0-0	0	0	0	0	0	0	0	0	0	1		
20	SINGLETON, Matt	g	0-0	0-0	0-0	0	0	0	1	0	0	0	0	0	1		
54	OMARA, Sean	g	2-2	0-0	0-0	2	2	2	2	4	0	1	0	1	14		
Team									2	0							
Totals			39-53	12-21	17-28	7	34	41	19	101	26	15	10	11	200		
FG % 1st Half:		22-29	75.9%	2nd half:	14-24	58.3%	Game:	36-53	67.9%								Deadball
3FG % 1st Half:		11-14	78.6%	2nd half:	1-7	14.3%	Game:	12-21	57.1%								Rebounds
FT % 1st Half:		7-10	70.0%	2nd half:	10-18	55.6%	Game:	17-28	60.7%								4

Officials: Mike Stuart, Matt Potter and Tom Morrissey  
 Technical fouls: Morehead State-None. Xavier-None.  
 Attendance: 10224

Score by periods	1st	2nd	Total
Morehead State	24	25	49
Xavier	62	39	101

Last FG - MOR 2nd-00:08. XU 2nd-01:42.  
 Largest lead - MOR None. XU by 58 2nd-03:58.  
 MOR led for 00:00. XU led for 00:48. Game was tied for 00:12.

	Points	In	Off	2nd	Fast	Bench
	MOR	10	13	9	3	22
XU	44	24	10	23	31	

Rider 75 - 1-1

#	Player	Total			3-Ptr			Rebounds			PF	TP	A	TO	Blk	Str	Min
		FG-FGA	FG-FGA	FT-FTA	FG-FGA	FG-FGA	FT-FTA	Off	Def	Tot							
13	Scott, Frederick	f	3-9	1-4	2-3	2	3	5	2	9	1	0	0	0	26		
20	Marshall, Tyree	c	1-3	0-0	0-0	0	1	1	4	2	0	0	1	0	13		
02	Allen, Jordan	g	4-11	3-6	3-4	2	2	4	1	14	2	0	2	0	23		
12	Durham, Anthony	g	3-8	0-3	3-4	1	0	1	0	3	7	1	0	0	22		
23	Jordan, Stevie	g	4-12	0-5	6-7	3	3	6	1	14	9	3	0	0	31		
05	Randall, Tyrei	g	0-7	0-3	0-0	0	2	2	4	0	0	1	0	1	14		
10	Washington-Ives, Kea	g	4-10	0-3	0-1	1	1	2	3	8	3	0	0	0	25		
11	Eke, Devine	g	2-4	0-1	1-2	2	4	4	5	1	1	1	1	1	19		
15	Cisse, Karamoko	g	2-3	0-0	3-4	3	2	5	4	7	0	2	0	0	17		
44	Wilson, Paxton	g	2-5	2-5	3-4	3	2	5	0	9	0	1	0	0	10		
Team									1	1							
Totals			24-72	6-30	21-29	19	19	38	26	75	15	11	2	5	200		
FG % 1st Half:		11-32	34.4%	2nd half:	13-40	32.5%	Game:	24-72	33.3%								Deadball
3FG % 1st Half:		3-11	27.3%	2nd half:	3-19	15.8%	Game:	6-30	20.0%								Rebounds
FT % 1st Half:		9-14	64.3%	2nd half:	12-15	80.0%	Game:	21-29	72.4%								5.2

Xavier 101 - 2-0

#	Player	Total			3-Ptr			Rebounds			PF	TP	A	TO	Blk	Str	Min
		FG-FGA	FG-FGA	FT-FTA	FG-FGA	FG-FGA	FT-FTA	Off	Def	Tot							
00	JONES, Tyrique	f	7-8	0-0	5-6	2	6	8	2	19	2	0	3	1	25		
22	GATES, Kaiser	f	4-10	3-9	1-2	2	0	2	4	12	3	1	2	0	21		
03	GOODIN, Quentin	g	2-4	0-1	2-2	0	0	0	3	6	2	1	0	0	25		
05	BLUIETT, Trevon	g	8-14	5-11	5-5	1	8	9	3	26	3	2	0	0	28		
55	MACURA, J.P.	g	2-4	1-2	9-10	0	4	4	2	14	6	3	1	2	20		
01	SCRUGGS, Paul	g	5-9	1-4	2-3	0	4	4	2	13	1	0	0	0	20		
04	HARDEN, Elias	g	0-1	0-1	0-0	0	1	1	1	0	1	0	0	0	17		
10	SCHRAND, Leighton	g	0-0	0-0	0-0	0	0	0	0	0	0	1	0	0	2		
11	KANTER, Kerem	g	0-4	0-1	3-3	0	4	4	0	0	1	0	0	0	14		
13	MARSHALL, Naji	g	2-4	0-2	1-3	0	1	1	3	5	2	1	0	0	17		
14	OMARA, Sean	g	1-2	0-0	4-4	2	4	6	5	6	0	1	0	1	11		
Team									2	0							
Totals			31-57	10-31	29-35	9	32	41	26	101	25	11	7	5	200		
FG % 1st Half:		14-23	60.9%	2nd half:	17-34	50.0%	Game:	31-57	54.4%								Deadball
3FG % 1st Half:		3-12	25.0%	2nd half:	7-19	36.8%	Game:	10-31	32.3%								Rebounds
FT % 1st Half:		13-17	76.5%	2nd half:	16-18	88.9%	Game:	29-35	82.9%								2

Officials: Ron Groover, Wally Rutecki, Alfred Smith  
 Technical fouls: Rider-None. Xavier-None.  
 Attendance: 10224

Score by periods	1st	2nd	Total
Rider	34	41	75
Xavier	44	57	101

Last FG - RID 2nd-00:10. XU 2nd-03:03.  
 Largest lead - RID None. XU by 34 2nd-03:38.  
 RID led for 00:00. XU led for 39:07. Game was tied for 00:53.

	Points	In	Off	2nd	Fast	Bench
	RID	32	13	17	8	29
XU	40	16	11	12	24	



GAME 1

XAVIER 101  
 MOREHEAD STATE 49  
 Fri., Nov. 10, 2017  
 Cintas Center

- 28th straight win in a regular season opener.
- Xavier is 18-0 in home openers at Cintas Center.
- Scored 100 points for the first time since the 2012-13 season opener.



# 2017-18 GAME RECAPS

## Xavier 80 • 3-0

#	Player	Total		3-Pr		Rebounds				PF	TP	A	TO	Blk	Stl	Min
		FG-FGA	FG-FGA	FT-FTA	FT-FTA	Off	Def	Total								
00	JONES, Tyrrique	1	4-6	0-0	3-4	2	4	6	3	11	1	0	0	0	0	17
02	GATES, Kaiser	1	3-7	3-6	2-2	1	6	7	4	11	0	0	0	0	0	28
03	GOODIN, Quentin	1	1-4	0-1	0-0	1	1	2	3	2	6	1	0	0	0	30
05	BLUIETT, Trevon	1	6-13	3-6	10-10	0	9	9	1	25	2	4	1	1	39	
55	MACURA, J.P.	1	10-15	0-3	0-1	1	7	8	3	20	4	1	0	1	33	
01	SCRUGGS, Paul	1	1-2	0-0	0-0	1	1	0	2	1	1	0	0	0	17	
04	HARDEN, Elias	1	0-0	0-0	0-0	0	0	0	0	0	0	0	0	0	0	
11	KANTER, Kerem	1	0-1	0-1	0-0	1	1	2	1	0	0	0	0	0	7	
13	MARSHALL, Najj	1	0-2	0-0	1-2	0	0	0	1	1	0	3	0	0	13	
54	OMARA, Sean	1	2-3	0-0	4-4	1	1	2	3	8	0	1	0	0	16	
	Team					0	0	0								
Totals			27-53	6-17	20-23	7	30	37	20	80	14	11	1	2	200	

FG % 1st Half: 12-27 44.4% 2nd half: 15-28 57.7% Game: 27-53 50.9%  
 3FG % 1st Half: 2-12 16.7% 2nd half: 4-5 80.0% Game: 6-17 35.9%  
 FT % 1st Half: 8-8 100.0% 2nd half: 12-15 80.0% Game: 20-23 87.0%

## Wisconsin 70 • 2-1

#	Player	Total		3-Pr		Rebounds				PF	TP	A	TO	Blk	Stl	Min
		FG-FGA	FG-FGA	FT-FTA	FT-FTA	Off	Def	Total								
11	Van Vliet, Andy	1	0-2	0-1	1-2	0	1	1	1	1	0	0	0	0	0	11
21	Iverson, Khalil	1	3-4	0-1	2-2	2	4	6	4	8	0	4	1	1	29	
22	Happ, Ethan	1	7-13	0-1	7-10	1	3	4	21	8	2	1	1	30		
00	Trice, D'Mitrik	1	4-14	1-5	0-1	1	4	5	2	9	3	0	0	0	35	
01	Fritz, Erevin	1	5-9	2-5	0-0	1	3	4	2	13	0	1	0	1	16	
02	Ford, Aleem	1	2-5	2-4	0-2	0	2	2	4	6	0	0	0	0	29	
15	Thomas, Charles	1	0-1	0-1	0-0	0	1	1	1	0	0	0	0	0	5	
23	King, Kobe	1	0-2	0-1	0-0	0	0	0	0	0	0	0	0	0	12	
25	Illikainen, Alex	1	0-0	0-0	1-1	0	1	1	0	1	0	0	0	0	5	
34	Dawison, Brad	1	4-11	1-5	3-4	0	1	1	3	12	1	0	0	4	28	
	Team					1	2	3								
Totals			25-61	7-24	13-21	7	21	28	21	70	13	7	2	7	200	

FG % 1st Half: 13-32 40.9% 2nd half: 12-29 41.4% Game: 25-61 41.0%  
 3FG % 1st Half: 3-12 25.0% 2nd half: 4-12 33.3% Game: 7-24 29.2%  
 FT % 1st Half: 5-7 71.4% 2nd half: 8-14 57.1% Game: 13-21 61.9%

Officials: Pat Discoli, Earl Walton, Tim Clougherty  
 Technical fouls: Xavier-None. Wisconsin-None.  
 Attendance: 1787  
 Gavitt Tipoff Games

Score by periods	1st	2nd	Total
Xavier	34	46	80
Wisconsin	34	36	70

In Points Off 2nd Fast  
Paint T/O Chance Break Bench  
 XU 36 4 12 13 11  
 WIS 28 13 4 3 18

Last FG - XU 2nd-00:21, WIS 2nd-00:29.  
 Largest lead - XU by 12 2nd-00:11, WIS by 3 2nd-17:20.  
 XU led for 30:22, WIS led for 04:29. Game was tied for 05:09.

Score tied - 6 times.  
 Lead changed - 10 times.



## GAME 3

XAVIER 80  
WISCONSIN 70

Thu., Nov. 16, 2017  
Gavitt Tipoff Games  
Kohl Center  
Madison, Wis.

• Trailing by two points with 2:44 to play, Xavier went on a 12-0 run.

• Trevon Bluiett scored 21 of his 25 points in the second half, including 12 points in the final three minutes.



## GAME 4

XAVIER 96  
HAMPTON 60

Mon., Nov. 20, 2017  
Cintas Center

• Sean O'Mara shot a perfect 5-5 from the charity stripe on his way to 11 points.

• Xavier's bench outscored the Hampton bench 46-19.

• Xavier went on a 17-2 run to push the lead to 68-39 with 11:18 to play.



## George Washington 64 • 2-3

#	Player	Total		3-Pr		Rebounds				PF	TP	A	TO	Blk	Stl	Min
		FG-FGA	FG-FGA	FT-FTA	FT-FTA	Off	Def	Total								
00	STEEVES, Patrick	1	1-7	0-0	0-0	1	4	5	0	2	1	0	0	0	0	35
11	TORO, Amaldo	1	2-5	1-2	2-2	3	4	7	4	7	2	1	0	1	27	
01	NOLAN JR, Terry	1	7-9	3-5	1-5	2	1	3	2	18	1	2	1	2	40	
03	BOLDEN, Jair	1	6-22	4-12	0-0	0	6	6	3	16	3	3	2	1	38	
12	WATANABE, Yuta	1	6-13	0-3	4-4	0	3	3	1	16	1	2	1	1	40	
00	MAZZULLA, Justin	1	0-0	0-0	0-0	0	0	0	0	0	0	0	0	0	0	
04	WILLIAMS, Justin	1	0-0	0-0	3-4	1	1	2	3	3	0	0	0	0	8	
35	ZEIGLER, Bo	1	1-1	0-0	0-0	0	0	0	0	3	0	0	0	0	2	
	Team					0	0	0								
Totals			23-57	8-22	10-15	7	19	26	16	64	8	13	4	5	200	

FG % 1st Half: 12-28 42.9% 2nd half: 11-29 37.9% Game: 23-57 40.4%  
 3FG % 1st Half: 7-13 53.8% 2nd half: 1-9 11.1% Game: 8-22 36.4%  
 FT % 1st Half: 5-9 55.6% 2nd half: 5-6 83.3% Game: 10-15 66.7%

## Xavier 83 • 5-0

#	Player	Total		3-Pr		Rebounds				PF	TP	A	TO	Blk	Stl	Min
		FG-FGA	FG-FGA	FT-FTA	FT-FTA	Off	Def	Total								
00	JONES, Tyrrique	1	3-5	0-0	2-2	3	8	11	2	8	0	1	0	0	0	29
02	GATES, Kaiser	1	2-7	2-6	0-0	0	2	2	1	6	3	1	0	0	21	
03	GOODIN, Quentin	1	6-9	0-0	4-4	1	3	4	2	16	4	5	1	4	29	
05	BLUIETT, Trevon	1	7-15	3-6	3-4	0	7	7	2	20	3	2	0	1	37	
55	MACURA, J.P.	1	2-5	0-1	2-2	2	2	4	1	6	2	1	0	1	31	
01	SCRUGGS, Paul	1	3-3	0-0	1-3	0	1	1	0	7	1	2	0	0	14	
04	HARDEN, Elias	1	0-0	0-0	0-0	0	0	0	0	0	0	0	0	0	2	
11	KANTER, Kerem	1	1-1	0-0	0-0	1	2	2	2	0	1	0	0	0	6	
13	MARSHALL, Najj	1	4-6	0-0	0-0	0	1	1	2	8	0	0	0	0	15	
54	OMARA, Sean	1	5-6	0-0	0-0	0	2	2	1	10	0	0	0	0	16	
	Team					0	3	3								
Totals			33-57	5-13	12-15	17	31	38	13	83	13	13	1	7	200	

FG % 1st Half: 18-33 54.5% 2nd half: 15-24 62.5% Game: 33-57 57.9%  
 3FG % 1st Half: 4-7 57.1% 2nd half: 1-6 16.7% Game: 5-13 38.5%  
 FT % 1st Half: 3-5 60.0% 2nd half: 9-10 90.0% Game: 12-15 80.0%

Officials: Tim Comer, Jeff Pan, Steve Anderson  
 Technical fouls: George Washington-None. Xavier-None.  
 Attendance: 3245

Score by periods	1st	2nd	Total
George Washington	36	28	64
Xavier	43	40	83

Last FG - GW 2nd-00:03, XU 2nd-00:21.  
 Largest lead - GW, XU by 21 2nd-00:21.  
 GW led for 00:00. XU led for 39:04. Game was tied for 00:54.

Score tied - 2 times.  
 Lead changed - 0 times.

In Points Off 2nd Fast  
Paint T/O Chance Break Bench  
 GW 16 7 6 0 5  
 XU 54 14 6 8 27

## Arizona State 102 • 6-0

#	Player	Total		3-Pr		Rebounds				PF	TP	A	TO	Blk	Stl	Min
		FG-FGA	FG-FGA	FT-FTA	FT-FTA	Off	Def	Total								
00	Holder, Tra	1	14-22	5-8	7-8	2	2	4	3	40	4	4	0	3	37	
10	Shibel, Vitaliy	1	0-1	0-1	0-0	0	2	2	4	0	0	0	1	0	14	
11	Evans II, Shannon	1	7-14	4-8	4-4	0	3	3	2	22	4	1	0	1	27	
23	White, Romello	1	0-1	0-0	4-4	1	4	5	4	0	1	0	0	0	18	
44	Justice, Kod	1	5-9	4-8	2-2	1	2	0	3	9	1	0	0	1	38	
01	Martin, Remy	1	4-8	0-2	5-5	2	2	3	13	2	1	0	1	3	32	
22	Wetherill, Austin	1	0-0	0-0	0-0	0	0	0	0	0	0	0	0	0	1	
25	Fogerty, Grant	1	0-0	0-0	0-0	0	0	0	0	0	0	0	0	0	1	
35	Lake, DeQuon	1	3-4	0-0	1-2	2	6	8	4	7	0	1	0	1	22	
	Team					1	2	3								
Totals			33-59	13-27	23-25	7	22	29	20	102	11	10	1	9	200	

FG % 1st Half: 15-31 48.4% 2nd half: 18-28 64.3% Game: 33-59 58.9%  
 3FG % 1st Half: 6-15 40.0% 2nd half: 7-12 58.3% Game: 13-27 48.1%  
 FT % 1st Half: 8-9 88.9% 2nd half: 15-16 93.8% Game: 23-25 92.0%

## Xavier 86 • 5-1

#	Player	Total		3-Pr		Rebounds				PF	TP	A	TO	Blk	Stl	Min
		FG-FGA	FG-FGA	FT-FTA	FT-FTA	Off	Def	Total								
00	JONES, Tyrrique	1	4-5	0-0	0-0	0	3	3	8	0	0	0	0	0	14	
03	GOODIN, Quentin	1	1-6	0-1	2-2	0	2	2	4	6	2	0	0	0	27	
05	BLUIETT, Trevon	1	4-10	2-6	1-3	0	3	3	3	11	6	3	0	1	37	
02	GATES, Kaiser	1	3-7	3-7	0-0											

Baylor 63 - 51

		Total			3-Pr			Rebounds										
#	Player	FG	FGA	FT	FTA	Off	Def	Total	PF	TP	A	TO	Bk	Stl	S	Min	Deadball	
00	Luai-Acui Jr., Jo	1	3-7	0-1	2-2	0	4	4	3	8	0	0	2	1	35			
21	Omot, Nuni	f	3-7	0-3	2-2	1	3	4	4	8	0	1	0	0	25			
25	Clark, Tristan	f	0-3	0-0	0-0	0	1	1	2	0	1	1	0	0	11			
20	Lecomte, Manu	g	4-13	3-8	0-0	1	3	4	11	0	2	0	0	33				
22	McClure, King	g	3-7	1-3	3-4	0	3	3	2	10	5	1	0	1	31			
03	GOODIN, Quentin	f	0-1	0-0	0-0	1	3	4	3	0	6	1	1	1	23			
13	Linsey, Jake	g	0-1	0-0	0-0	0	1	1	2	0	3	1	1	0	9			
11	Vital, Mark	g	4-9	0-0	3-4	4	3	7	11	2	3	1	2	20				
31	Maston, Terry	g	7-9	1-1	0-0	2	1	3	1	15	0	2	0	0	22			
	Team					0	1	1										
	Totals		24-56	5-16	10-12	8	20	28	22	63	14	11	4	5	200			
	FG % 1st Half:	14-33	42.4%	2nd half:	10-23	43.5%	Game:	24-56	42.9%							Deadball		
	3FG % 1st Half:	3-9	37.5%	2nd half:	2-8	25.0%	Game:	5-16	31.3%							Rebounds		
	FT % 1st Half:	3-4	75.0%	2nd half:	7-8	87.5%	Game:	10-12	83.3%							2		

Xavier 76 - 61

		Total			3-Pr			Rebounds										
#	Player	FG	FGA	FT	FTA	Off	Def	Total	PF	TP	A	TO	Bk	Stl	S	Min	Deadball	
00	JONES, Tyrique	f	0-2	0-0	1-2	1	6	7	3	1	0	3	1	0	20			
22	GATES, Kaiser	f	6-10	5-9	2-2	3	2	5	2	19	0	1	0	0	35			
03	GOODIN, Quentin	f	2-8	0-2	2-2	1	1	2	2	6	0	0	0	0	26			
05	BLUIETT, Trevon	g	3-9	0-4	4-4	2	4	6	1	10	3	3	0	1	35			
05	MACURA, J.P.	g	8-15	3-6	0-0	2	4	6	2	19	2	2	1	2	35			
01	SCRUGGS, Paul	f	0-1	0-0	0-0	2	2	4	1	0	2	2	0	1	13			
11	KANTER, Kerem	g	2-5	0-1	5-7	1	1	2	2	9	0	0	0	0	14			
13	MARSHALL, Najj	g	3-5	0-1	4-6	3	1	4	0	10	1	0	0	0	12			
04	OMARA, Sean	g	1-1	0-0	0-0	1	1	2	2	2	0	1	0	0	10			
	Team					0	2	2										
	Totals		25-56	8-24	18-23	14	24	38	15	76	17	12	2	4	200			
	FG % 1st Half:	16-29	55.2%	2nd half:	9-27	33.3%	Game:	25-56	44.6%							Deadball		
	3FG % 1st Half:	6-16	37.5%	2nd half:	2-8	25.0%	Game:	8-24	33.3%							Rebounds		
	FT % 1st Half:	1-3	33.3%	2nd half:	17-20	85.0%	Game:	18-23	78.3%							2		

Officials: Michael Stephens, Michael Roberts, James Breeding  
Technical fouls: Baylor-None, Xavier-None.  
Attendance: 10903

Score by periods		1st	2nd	Total
Baylor		34	29	63
Xavier		39	27	76

Last FG - BU 2nd-03:29, XU 2nd-01:31.  
Largest lead - BU by 2 1st-18:32, XU by 14 2nd-11:42.  
BU led for 00:13, XU led for 37:52. Game was tied for 01:55.

	Points	In	Off	2nd	Fast	Bench
		Paint	T/O	Chance	Break	
BU	34	15	10	11	20	20
XU	30	14	12	11	21	21



GAME 7

XAVIER 76  
BAYLOR 63

Tue., Nov. 28, 2017  
Cintas Center

• Kaiser Gates had a career-high 19 points on the strength of a career-high five three-pointers.

• J.P. Macura scored 17 of his 19 points in the first half. XU opened the game on a 13-4 run, with all 13 points coming from Gates and Macura.



Cincinnati 76 - 71

		Total			3-Pr			Rebounds										
#	Player	FG	FGA	FT	FTA	Off	Def	Total	PF	TP	A	TO	Bk	Stl	S	Min	Deadball	
11	CLARK, Gary	f	5-15	2-5	2-4	4	3	7	3	14	1	2	1	2	33			
24	WASHINGTON, Kyle	f	0-4	0-1	0-0	0	2	2	1	0	0	0	1	0	14			
01	EVANS, Jacob	g	9-15	3-9	2-2	2	2	4	2	23	2	1	1	2	40			
03	JENIFER, Justin	g	2-5	0-1	0-0	0	0	0	1	4	0	0	0	0	17			
24	CUMBERLAND, Jarron	g	5-12	2-5	3-4	0	0	0	15	0	2	1	1	26				
02	WILLIAMS, Keith	g	0-0	0-0	0-0	1	1	2	1	0	0	0	0	0	2			
05	MOORE, Trevor	g	0-3	0-3	0-0	2	2	4	2	0	0	0	0	1	9			
13	SCOTT, Tre	g	2-2	0-0	0-0	4	3	7	3	4	1	1	1	1	18			
15	BROOME, Kane	g	6-12	1-4	3-6	0	2	2	4	16	5	2	0	1	27			
22	NOSEME, Etai	g	0-0	0-0	0-0	0	3	3	2	0	1	0	4	1	8			
33	BROOKS, Nysier	g	0-1	0-0	0-0	0	0	0	0	0	0	2	1	6				
	Team					0	0	0										
	Totals		29-69	8-28	10-16	9	18	27	24	76	14	8	11	10	200			
	FG % 1st Half:	12-30	40.0%	2nd half:	17-39	43.6%	Game:	29-69	42.0%							Deadball		
	3FG % 1st Half:	2-9	22.2%	2nd half:	6-19	31.6%	Game:	8-28	28.6%							Rebounds		
	FT % 1st Half:	4-7	57.1%	2nd half:	6-9	66.7%	Game:	10-16	62.5%							6.1		

Xavier 89 - 71

		Total			3-Pr			Rebounds										
#	Player	FG	FGA	FT	FTA	Off	Def	Total	PF	TP	A	TO	Bk	Stl	S	Min	Deadball	
22	GATES, Kaiser	f	3-6	2-3	2-2	3	7	10	2	10	1	0	1	0	23			
00	JONES, Tyrique	c	4-4	0-0	0-0	1	3	4	1	8	0	0	0	0	16			
03	GOODIN, Quentin	g	2-8	0-1	6-7	1	4	5	2	10	8	6	1	0	31			
05	BLUIETT, Trevon	g	7-14	5-10	9-11	0	2	2	3	28	0	2	1	1	36			
05	MACURA, J.P.	g	3-10	1-5	0-0	0	3	3	7	3	1	0	0	33				
04	SCRUGGS, Paul	f	0-1	0-0	0-0	2	2	4	1	0	2	2	0	0	11			
04	HARDEN, Elias	g	0-0	0-0	0-0	0	0	0	0	0	0	0	0	0	0			
11	KANTER, Kerem	g	6-8	2-2	3-4	1	2	3	2	17	0	1	2	0	18			
13	MARSHALL, Najj	g	0-1	0-0	3-4	1	3	4	1	3	4	2	0	0	16			
04	OMARA, Sean	g	2-5	0-0	2-2	1	3	4	0	6	0	1	1	2	16			
	Team					5	2	7										
	Totals		27-57	10-21	25-30	13	31	44	15	89	16	16	6	5	200			
	FG % 1st Half:	16-28	57.1%	2nd half:	11-29	37.9%	Game:	27-57	47.4%							Deadball		
	3FG % 1st Half:	7-11	63.6%	2nd half:	3-10	30.0%	Game:	10-21	47.6%							Rebounds		
	FT % 1st Half:	4-4	100.0%	2nd half:	21-26	80.8%	Game:	25-30	83.3%							3		

Officials: Roger Ayers, Doug Shows, Lamar Simpson  
Technical fouls: Cincinnati-MOORE, Trevor; TEAM, Xavier-MACURA, J.P..  
Attendance: 10817

Score by periods		1st	2nd	Total
Cincinnati		30	45	76
Xavier		43	45	89

Last FG - CIN 2nd-00:24, XU 2nd-03:41.  
Largest lead - CIN None, XU by 25 2nd-15:30.  
CIN led for 00:00, XU led for 38:55. Game was tied for 01:04.

	Points	In	Off	2nd	Fast	Bench
		Paint	T/O	Chance	Break	
CIN	34	16	5	17	20	20
XU	34	10	19	9	26	26



GAME 8

XAVIER 89  
CINCINNATI 76

Sat., Dec. 2, 2017  
Cintas Center

• Trevon Bluiett led all scorers with 28 points, including going 9-11 from the free throw line.

• The game's attendance of 10,817 was the largest in Cintas Center history.

• Xavier has won four of the last five and eight of the last 11 vs. Cincinnati.



Kent State 70 - 54

		Total			3-Pr			Rebounds										
#	Player	FG	FGA	FT	FTA	Off	Def	Total	PF	TP	A	TO	Bk	Stl	S	Min	Deadball	
05	PIPPEN, Danny	f	4-7	2-2	5-6	1	2	3	4	15	5	2	1	1	21			
05	ZABO, Kevin	f	4-11	0-2	4-5	3	0	3	4	12	5	1	0	0	31			
01	DE LA ROSA, Adonis	c	1-4	0-0	0-0	0	3	3	5	2	0	4	1	0	19			
00	AVERY, Jaalen	g	5-9	1-3	2-2	0	3	3	1	13	5	1	0	0	36			
13	PETERSON, Mitch	g	2-4	1-2	0-0	0	5	5	2	7	1	1	0	2	27			
02	DILING, EJ	g	1-8	0-3	2-4	1	1	2	3	4	0	1	0	0	21			
02	FREDERICK, Akiean																	



**GAME 11**  
**XAVIER 68**  
**EAST TENN. STATE 66**  
**Sat., Dec. 16, 2017**  
**Cintas Center**

- Xavier erased a 22-point deficit, the largest comeback ever at Cintas Center. XU finished with a 33-11 run.
- Trevon Bluiett hit the game-winning jumper with seven seconds left; Kerem Kanter hit the game-tying 3-pointer.



#	Player	Total	3-Ptr		Rebounds		PF	TP	A	TO	Bk	Stl	Min
			FG-FGA	FG-FGA	Off	Def							
02	David Burrell	1	0-4	0-2	1-2	3	5	8	0	1	0	1	25
05	Peter Jurkin	c	5-8	1-1	0-0	2	6	8	2	11	0	1	5
01	Desonta Bradford	g	8-18	4-10	0-0	2	8	10	4	20	4	1	1
12	Jalan McCloud	g	3-12	0-2	4-4	0	1	1	1	10	5	2	0
24	Jermaine Long	g	0-3	0-1	0-0	0	0	0	2	0	2	0	0
00	Karayao Oti-Rapu	g	0-0	0-0	0-0	0	1	1	1	0	0	0	0
03	Bo Hodges	g	1-2	1-1	0-0	1	1	2	3	0	1	0	0
04	Jason Williams	g	2-3	1-2	0-0	0	1	1	0	5	1	0	0
11	Devontavious Payne	g	2-7	2-5	0-0	1	0	1	2	6	0	0	0
33	Mladen Armus	g	0-2	0-0	0-0	0	1	1	2	0	0	2	1
44	Andre Edwards	g	4-8	2-4	0-0	1	1	2	0	10	2	0	0
	Team					2	0	2					
	Totals		25-67	11-28	5-6	12	25	37	16	66	13	8	9
	FG % 1st Half: 14-31	45.2%	2nd half: 11-30	30.6%	Game: 25-67	37.3%	Deadball Rebounds						
	3FG % 1st Half: 8-14	57.1%	2nd half: 3-14	21.4%	Game: 11-28	39.3%	1						
	FT % 1st Half: 3-4	75.0%	2nd half: 2-2	100.0%	Game: 5-6	83.3%	0.1						

#	Player	Total	3-Ptr		Rebounds		PF	TP	A	TO	Bk	Stl	Min
			FG-FGA	FG-FGA	Off	Def							
00	JONES, Tyrrique	f	2-4	0-0	1-2	1	4	5	2	5	0	1	2
22	GATES, Kaiser	f	2-7	1-5	2-2	4	3	7	1	7	2	1	0
03	GOODIN, Quentin	g	2-8	0-0	1-1	0	4	4	3	5	6	3	0
05	BLUIETT, Trevon	g	7-22	4-2	0-0	2	4	6	0	18	3	1	0
55	MACURA, J.P.	g	0-8	0-5	1-2	3	0	3	1	2	2	0	0
11	KANTER, Kerem	g	3-6	2-3	1-1	1	5	6	1	9	0	0	0
13	MARSHALL, Najj	g	5-6	1-1	4-4	0	5	5	2	15	2	1	1
54	OMARA, Sean	g	4-5	0-0	0-0	2	5	7	1	8	1	0	2
	Team					2	0	2					
	Totals		25-66	8-26	10-12	15	30	45	11	68	16	9	5
	FG % 1st Half: 10-34	29.4%	2nd half: 15-32	46.9%	Game: 25-66	37.9%	Deadball Rebounds						
	3FG % 1st Half: 3-13	23.1%	2nd half: 5-13	38.5%	Game: 8-26	30.8%	2.1						
	FT % 1st Half: 4-6	66.7%	2nd half: 6-6	100.0%	Game: 10-12	83.3%	1						

Officials: James Breeding, Brent Hampton, Greg Evans  
Technical fouls: ETSU-None, Xavier-None.  
Attendance: 10432

Score by periods	1st	2nd	Total
ETSU	39	27	66
Xavier	27	41	68

Score tied - 1 time.  
Lead changed - 4 times.

Points	In	Off	2nd	Fast	Bench
	Paint	T/O	Chance	Break	
ETSU	29	13	16	2	24
XU	28	8	15	12	32

Score tied - 3 times.  
Lead changed - 5 times.

#	Player	Total	3-Ptr		Rebounds		PF	TP	A	TO	Bk	Stl	Min
			FG-FGA	FG-FGA	Off	Def							
11	PENAVA, Ajdin	f	9-16	2-4	5-6	3	6	9	4	25	0	2	2
50	MUIOVIC, Milan	g	0-2	0-0	0-0	0	2	2	3	0	1	0	1
13	WEST, Jarrod	g	1-4	1-4	0-0	1	3	4	4	3	4	2	0
14	BURKS, C.J.	g	7-17	4-11	0-0	1	5	6	1	18	4	5	0
03	ELMORE, Jon	g	6-17	1-6	3-4	0	3	3	3	16	9	1	0
01	KOLJANIN, Dani	g	0-0	0-0	0-0	0	0	0	0	0	0	0	0
03	WILLIAMS, Janisson	g	1-2	1-2	0-0	0	1	1	1	3	0	0	0
21	GEORGE, Darius	g	0-4	0-3	2-4	2	1	3	2	2	1	1	0
23	WATSON, Rondale	g	3-7	2-5	2-2	0	1	1	4	10	0	1	0
	Team					0	2	2					
	Totals		27-69	11-35	12-16	7	24	31	22	77	19	13	3
	FG % 1st Half: 10-33	30.3%	2nd half: 17-36	47.2%	Game: 27-69	39.1%	Deadball Rebounds						
	3FG % 1st Half: 3-8	37.5%	2nd half: 8-17	47.1%	Game: 11-35	31.4%	2						
	FT % 1st Half: 4-5	80.0%	2nd half: 8-11	72.7%	Game: 12-16	75.0%	1						

#	Player	Total	3-Ptr		Rebounds		PF	TP	A	TO	Bk	Stl	Min
			FG-FGA	FG-FGA	Off	Def							
00	JONES, Tyrrique	f	6-8	0-0	2-3	4	7	11	4	14	1	1	0
11	KANTER, Kerem	f	3-9	1-6	9-9	2	11	13	2	16	0	3	0
13	MARSHALL, Najj	f	3-6	1-1	0-0	1	1	2	0	7	4	2	0
03	GOODIN, Quentin	g	5-10	0-4	4-6	0	6	6	3	14	3	3	0
05	BLUIETT, Trevon	g	4-13	2-6	0-0	0	4	2	10	2	3	0	0
01	SCRUGGS, Paul	g	2-6	0-0	2-2	0	3	3	1	6	3	2	0
04	HARDEN, Elise	g	0-1	0-1	0-0	0	0	0	2	0	1	1	0
54	OMARA, Sean	g	4-6	0-0	6-6	2	3	5	2	14	1	3	1
	Team					0	2	2					
	Totals		27-59	4-18	23-26	9	37	46	16	81	15	18	1
	FG % 1st Half: 20-35	57.1%	2nd half: 7-24	29.2%	Game: 27-59	45.8%	Deadball Rebounds						
	3FG % 1st Half: 3-7	42.9%	2nd half: 1-11	9.1%	Game: 4-18	22.2%	2						
	FT % 1st Half: 4-4	100.0%	2nd half: 19-22	86.4%	Game: 23-26	88.5%	1						

Officials: Brian Dorsey, Jeffrey Anderson, Michael Roberts  
Technical fouls: Marshall-None, Xavier-None.  
Attendance: 10451

Score by periods	1st	2nd	Total
Marshall	27	50	77
Xavier	47	34	81

Score tied - 2 times.  
Lead changed - 2 times.

Points	In	Off	2nd	Fast	Bench
	Paint	T/O	Chance	Break	
MAR	30	17	10	13	15
XU	32	17	4	10	20

Score tied - 11 times.  
Lead changed - 10 times.

Points	In	Off	2nd	Fast	Bench
	Paint	T/O	Chance	Break	
XU	24	9	2	8	22
UNI	26	20	6	2	20

Score tied - 11 times.  
Lead changed - 10 times.

Score by periods	1st	2nd	Total
Xavier	42	49	91
Marquette	39	48	87

Score tied - 11 times.  
Lead changed - 10 times.

Points	In	Off	2nd	Fast	Bench
	Paint	T/O	Chance	Break	
XU	24	9	2	8	22
UNI	26	20	6	2	20

Score tied - 11 times.  
Lead changed - 10 times.

Score by periods	1st	2nd	Total
Xavier	42	49	91
Marquette	39	48	87

Score tied - 11 times.  
Lead changed - 10 times.

Points	In	Off	2nd	Fast	Bench
	Paint	T/O	Chance	Break	
XU	24	9	2	8	22
UNI	26	20	6	2	20

Score tied - 11 times.  
Lead changed - 10 times.

Points	In	Off	2nd	Fast	Bench
	Paint	T/O	Chance	Break	
XU	24	9	2	8	22
UNI	26	20	6	2	20

Score tied - 11 times.  
Lead changed - 10 times.

Points	In	Off	2nd	Fast	Bench
	Paint	T/O	Chance	Break	
XU	24	9	2	8	22
UNI	26	20	6	2	20

Score tied - 11 times.  
Lead changed - 10 times.

Points	In	Off	2nd	Fast	Bench
	Paint	T/O	Chance	Break	
XU	24	9	2	8	22
UNI	26	20	6	2	20

Score tied - 11 times.  
Lead changed - 10 times.

Points	In	Off	2nd	Fast	Bench
	Paint	T/O	Chance	Break	
XU	24	9	2	8	22
UNI	26	20	6	2	20

Score tied - 11 times.  
Lead changed - 10 times.

Points	In	Off	2nd	Fast	Bench
	Paint	T/O	Chance	Break	
XU	24	9	2	8	22
UNI	26	20	6	2	20

Score tied - 11 times.  
Lead changed - 10 times.

Points	In	Off	2nd	Fast	Bench
	Paint	T/O	Chance	Break	
XU	24	9	2	8	22
UNI	26	20	6	2	20

Score tied - 11 times.  
Lead changed - 10 times.

Points	In	Off	2nd	Fast	Bench
	Paint	T/O	Chance	Break	
XU	24	9	2	8	22
UNI	26	20	6	2	20

Score tied - 11 times.  
Lead changed - 10 times.

Points	In	Off	2nd	Fast	Bench
	Paint	T/O	Chance	Break	
XU	24	9	2	8	22

DePaul 72 • 7-0, 2-BE

Game recap table for DePaul vs Xavier 77. Columns include Player, FG-FGA, 3-Pr, FT-FTA, and Rebounds (Off, Def, Tot). Includes team totals and half-by-half statistics.

Xavier 77 • 14-1, 2-0 BE

Game recap table for Xavier 77 vs DePaul 72. Columns include Player, FG-FGA, 3-Pr, FT-FTA, and Rebounds (Off, Def, Tot). Includes team totals and half-by-half statistics.

Officials: Wally Rutecki, Lamar Simpson, Michael Roberts
Technical fouls: DePaul-None, Xavier-JONES, Tyrique; TEAM.
Attendance: 10436

Score by periods table for DePaul vs Xavier 77, showing 1st, 2nd, and Total scores.

Last FG - DPU 2nd-01:23, XU 2nd-00:27.
Largest lead - DPU by 16:2nd-17:40, XU by 5:2nd-00:08.
DPU led for 19:31. XU led for 13:37. Game was tied for 06:52.



GAME 15
XAVIER 77
DEPAUL 72

Sat., Dec. 30, 2017
Cintas Center

• Xavier trailed by as many as 16 points, 51-35, with 17:40 left in the game after a 23-6 run by the Blue Demons.
• Xavier retook the lead for good, 64-63, with 7:09 left after a 15-4 run. XU forced 14 DU turnovers in the second half.



Xavier 72 • 15-2, 3-1 BE

Game recap table for Xavier 72 vs Providence 81. Columns include Player, FG-FGA, 3-Pr, FT-FTA, and Rebounds (Off, Def, Tot). Includes team totals and half-by-half statistics.

Providence 81 • 11-6, 2-2 BE

Game recap table for Providence 81 vs Xavier 72. Columns include Player, FG-FGA, 3-Pr, FT-FTA, and Rebounds (Off, Def, Tot). Includes team totals and half-by-half statistics.

Officials: Brian O'Connell, Lamar Simpson, Brent Hampton
Attendance: 12630

Score by periods table for Xavier vs Providence, showing 1st, 2nd, and Total scores.

Last FG - XU 2nd-00:39, PC 2nd-02:10.
Largest lead - XU by 5:1st-16:07, PC by 11:1st-05:47.
XU led for 03:55. PC led for 35:09. Game was tied for 06:56.



GAME 17
XAVIER 72
PROVIDENCE 81
Sat., Jan. 6, 2018
Dunkin' Donuts Center
Providence, R.I.

• Xavier had a 22-0 advantage in second chance points.
• Kerem Kanter had a double-double, scoring an XU career-high 24 points with 12 rebounds.



Butler 79 • 12-4, 2-1 BE

Game recap table for Butler 79 vs Xavier 86. Columns include Player, FG-FGA, 3-Pr, FT-FTA, and Rebounds (Off, Def, Tot). Includes team totals and half-by-half statistics.

Xavier 86 • 15-1, 3-0 BE

Game recap table for Xavier 86 vs Butler 79. Columns include Player, FG-FGA, 3-Pr, FT-FTA, and Rebounds (Off, Def, Tot). Includes team totals and half-by-half statistics.

Officials: James Breeding, Earl Walton, Kipp Kissinger
Technical fouls: Butler-None, Xavier-None.
Attendance: 10609

Score by periods table for Butler vs Xavier, showing 1st, 2nd, and Total scores.

Last FG - BUTLER 2nd-02:21, XU 2nd-01:38.
Largest lead - BUTLER by 2:1st-19:24, XU by 14:2nd-09:37.
BUTLER led for 00:19. XU led for 39:05. Game was tied for 00:36.



GAME 16
XAVIER 86
BUTLER 79

Tue., Jan. 2, 2018
Cintas Center

• Xavier grabbed a season-high 47 rebounds. Five Musketeers had at least six rebounds led by Tyrique Jones with nine.
• Trevon Bluiett (21) and J.P. Macura (20) both hit the 20-point plateau, two of five XU double-figure scorers.



Xavier 65 • 15-3, 3-2 BE

Game recap table for Xavier 65 vs Villanova 89. Columns include Player, FG-FGA, 3-Pr, FT-FTA, and Rebounds (Off, Def, Tot). Includes team totals and half-by-half statistics.

Villanova 89 • 15-1, 3-1 BE

Game recap table for Villanova 89 vs Xavier 65. Columns include Player, FG-FGA, 3-Pr, FT-FTA, and Rebounds (Off, Def, Tot). Includes team totals and half-by-half statistics.

Officials: Ed Corbett, Jeffrey Anderson, Mike Eades
Attendance: 12765
BOOTH -> Career High Points

Score by periods table for Xavier vs Villanova, showing 1st, 2nd, and Total scores.

Last FG - XU 2nd-01:43, XU 2nd-02:31.
Largest lead - XU None, VU by 28:2nd-03:58.
XU led for 00:00. VU led for 39:51. Game was tied for 00:09.



GAME 18
XAVIER 65
VILLANOVA 89
Wed., Jan. 10, 2018
Wells Fargo Center
Philadelphia, Pa.

• Xavier's 65 points were a season-low and its 17.6 (3-17) 3-point shooting was second-worst.
• Kerem Kanter scored 16 points on 6-7 shooting, while Naji Marshall scored all of his 13 in the second half.



Creighton 70 • 14-4, 4-2 BE

Summary statistics for Creighton vs Xavier, including FG-FGA, 3-Ptr, Rebounds, PF, TP, A TO Blk, Stl, Min. Includes team totals and half-by-half breakdown.

Xavier 92 • 16-3, 4-2 BE

Summary statistics for Xavier vs Creighton, including FG-FGA, 3-Ptr, Rebounds, PF, TP, A TO Blk, Stl, Min. Includes team totals and half-by-half breakdown.

Officials: Jeff Clark, Michael Roberts, Tony Chiazza
Technical fouls: Creighton-None, Xavier-None.
Attendance: 10655

Score by periods table showing 1st, 2nd, and Total scores for Creighton and Xavier.

Last FG - CU 2nd-00:41, XU 2nd-01:25.
Largest lead - CU by 2, 1st-17:32, XU by 27 2nd-10:13.
CU led for 00:51, XU led for 27:18. Game was tied for 01:51.

St. John's 82 • 10-9, 0-7 BE

Summary statistics for St. John's vs Xavier, including FG-FGA, 3-Ptr, Rebounds, PF, TP, A TO Blk, Stl, Min. Includes team totals and half-by-half breakdown.

Xavier 88 • 17-3, 5-2 BE

Summary statistics for Xavier vs St. John's, including FG-FGA, 3-Ptr, Rebounds, PF, TP, A TO Blk, Stl, Min. Includes team totals and half-by-half breakdown.

Officials: Kipp Kissinger, Lamar Simpson, Bo Boroski
Technical fouls: St. John's-SIMON, Justin, Xavier-None.
Attendance: 10224

Score by periods table showing 1st, 2nd, and Total scores for St. John's and Xavier.

Last FG - SJU 2nd-00:11, XU 2nd-00:47.
Largest lead - SJU by 3 2nd-10:11, XU by 12 2nd-02:57.
SJU led for 06:23, XU led for 32:33. Game was tied for 01:04.



GAME 19
XAVIER 92
CREIGHTON 70
Sat., Jan. 13, 2018
Cintas Center

- Six Musketeers scored in double figures.
• Xavier ended the first half on a 22-12 run.
• Xavier used a 12-0 run to push its lead to 68-43 with 11:30 remaining.



Xavier 73 • 18-3, 6-2 BE

Summary statistics for Xavier vs Seton Hall, including FG-FGA, 3-Ptr, Rebounds, PF, TP, A TO Blk, Stl, Min. Includes team totals and half-by-half breakdown.

Seton Hall 64 • 15-5, 4-3 BE

Summary statistics for Seton Hall vs Xavier, including FG-FGA, 3-Ptr, Rebounds, PF, TP, A TO Blk, Stl, Min. Includes team totals and half-by-half breakdown.

Officials: Ed Corbett, Jeff Clark, Tony Chiazza
Technical fouls: Xavier-None, Seton Hall-None.
Attendance: 10481
Second consecutive sell-out

Score by periods table showing 1st, 2nd, and Total scores for Xavier and Seton Hall.

Last FG - XU 2nd-01:28, HALL 2nd-00:36.
Largest lead - XU by 9 2nd-00:24, HALL by 10 2nd-17:59.
XU led for 06:42, HALL led for 32:04. Game was tied for 01:08.

Marquette 70 • 13-7, 4-4 BE

Summary statistics for Marquette vs Xavier, including FG-FGA, 3-Ptr, Rebounds, PF, TP, A TO Blk, Stl, Min. Includes team totals and half-by-half breakdown.

Xavier 89 • 19-3, 7-2 BE

Summary statistics for Xavier vs Marquette, including FG-FGA, 3-Ptr, Rebounds, PF, TP, A TO Blk, Stl, Min. Includes team totals and half-by-half breakdown.

Officials: Jamie Luckie, Michael Stephens, Michael Roberts
Technical fouls: Marquette-None, Xavier-None.
Attendance: 10493

Score by periods table showing 1st, 2nd, and Total scores for Marquette and Xavier.

Last FG - MU 2nd-00:12, XU 2nd-01:04.
Largest lead - MU None, XU by 26 10:52.
MU led for 00:00, XU led for 39:01. Game was tied for 00:59.



GAME 20
XAVIER 88
ST. JOHN'S 82
Wed., Jan. 17, 2018
Cintas Center

- St. John's held a three-point lead with 9:19 to play, but Xavier countered with a 15-0 run to take a 79-67 lead with 2:57 to play.
• Chris Mack became Xavier's all-time winningest head coach with his 203rd career victory.



GAME 21
XAVIER 73
SETON HALL 64
Sat., Jan. 20, 2018
Prudential Center
Newark, N.J.

- J.P. Macura scored 27 points, including 18 in the second half.
• Xavier trailed 57-52 with 6:44 to play, but finished the game on a 21-7 run.



GAME 22
XAVIER 89
MARQUETTE 70
Wed., Jan. 24, 2018
Cintas Center

- Trevon Bluiett scored his 2,000th career point, the fifth player in XU history to reach that mark.
• Bluiett recorded a double-double with 13 points and 10 rebounds.
• Xavier used a 20-8 run to push the lead to 73-47 with 10:52 to play.



Xavier 73 • 20-3, 8-2 BE

#	Player	Total			3-Ptr			Rebounds			PF	TP	A	TO	Blk	Stl	Min
		FG-FGA	FG-FGA	FT-FTA	Off	Def	Tot	Off	Def	Tot							
11	KANTER, Kerem	4-7	1-1	4-5	0	3	3	2	13	0	1	0	0	0	0	22	
13	MARSHALL, Najj	2-4	1-2	2-2	2	3	5	1	7	0	4	0	3	18			
03	GOODIN, Quentin	5-6	2-3	1-2	0	2	2	1	13	5	2	0	0	34			
05	BLUIETT, Trevon	4-16	1-9	5-6	0	4	4	3	14	3	0	0	0	37			
55	MACURA, J.P.	3-10	1-6	4-5	1	4	5	3	11	2	6	0	0	34			
00	JONES, Tryique	0-0	0-0	0-0	0	3	3	0	0	1	1	1	1	5			
01	SCRUGGS, Paul	2-2	1-1	1-2	0	2	2	2	6	1	0	2	1	16			
22	GATES, Kaiser	2-5	1-4	0-0	1	5	6	4	5	0	1	0	0	23			
54	O'MARA, Sean	2-2	0-0	0-0	1	2	3	1	4	1	1	0	0	11			
Team						2		3									
Totals		24-52	8-26	17-22	6	30	36	17	73	12	16	3	5	200			

FG % 1st Half:	13-27	48.1%	2nd half:	11-25	44.0%	Game:	24-52	46.2%	Deadball	
3FG % 1st Half:	5-15	33.3%	2nd half:	2-11	18.2%	Game:	8-26	30.8%	Rebounds	
FT % 1st Half:	5-7	71.4%	2nd half:	12-15	80.0%	Game:	17-22	77.3%		

St. John's 68 • 10-13, 0-11 BE

#	Player	Total			3-Ptr			Rebounds			PF	TP	A	TO	Blk	Stl	Min
		FG-FGA	FG-FGA	FT-FTA	Off	Def	Tot	Off	Def	Tot							
01	DEFRICK, Bashir	5-11	2-5	5-6	3	7	10	5	12	1	2	0	1	27			
11	OWENS, Tariq	0-2	0-1	0-0	0	2	2	0	2	0	2	3	0	24			
13	CLARK II, Marvin	6-15	4-9	3-4	1	6	7	3	19	2	2	0	3	39			
02	PONDS, Shamorie	12-20	3-7	4-4	0	5	5	0	31	5	4	0	6	40			
05	SIMON, Justin	1-5	0-1	1-4	1	4	5	2	3	4	2	0	1	37			
10	ALIBEGOVIC, Amar	1-2	0-1	1-2	0	0	0	5	3	0	0	0	0	14			
12	TRIMBLE JR, Bryan	0-2	0-2	0-0	0	0	0	1	0	0	1	0	0	19			
Team						2		2									
Totals		25-57	8-25	10-16	5	26	31	20	68	12	13	3	11	200			

FG % 1st Half:	11-32	34.4%	2nd half:	14-25	56.0%	Game:	25-57	43.9%	Deadball	
3FG % 1st Half:	3-10	30.0%	2nd half:	3-10	30.0%	Game:	6-25	24.0%	Rebounds	
FT % 1st Half:	5-5	100.0%	2nd half:	5-11	45.5%	Game:	10-16	62.5%		

Officials: Pat Driscoll, Wally Rutecski, Tony Chiazza  
 Technical fouls: Xavier-None, St. John's-None.  
 Attendance: 5344

Score by periods	1st	2nd	OT	Total		In	Off	2nd	Fast
	1st	2nd	OT	Total	Points	Paint	T/O	Chance	Break
Xavier	37	36		73	XU	28	12	10	15
St. John's	32	36		68	SJU	32	18	2	10

Lead 5:00 - XU 2nd-0:19, SJU 2nd-0:12.  
 Largest lead - XU by 7 2nd-19:45, SJU by 6 1st-15:33.  
 XU led for 20:50. SJU led for 15:12. Game was tied for 02:58.

Score tied - 7 times.  
 Lead changed - 4 times.



GAME 23

XAVIER 73  
 ST. JOHN'S 68

Tue., Jan. 30, 2018  
 Carnesecca Arena  
 Queens, N.Y.

• Xavier clinched its fifth straight 20-win season.

• Trailing by four with 7:45 left, Xavier went on a 12-3 run to take a four-point lead.

• In a tie game with two minutes left, XU finished the game on a 6-1 run.



Georgetown 91 • 13-9, 3-8 BE

#	Player	Total			3-Ptr			Rebounds			PF	TP	A	TO	Blk	Stl	Min
		FG-FGA	FG-FGA	FT-FTA	Off	Def	Tot	Off	Def	Tot							
24	DEFRICKSON, Marcus	6-15	2-5	5-6	5	10	15	4	19	1	2	1	1	42			
32	JOHNSON, Kaleb	0-2	0-2	0-0	1	0	1	5	0	4	0	0	1	22			
15	GOVAN, Jessie	0-10	0-1	3-3	3	6	9	5	23	2	2	0	0	34			
01	PICKETT, Jamorko	8-20	3-12	2-4	1	8	9	3	21	0	0	1	0	33			
02	MULMORE, Jonathan	0-2	0-1	0-0	0	0	0	4	0	2	0	0	1	17			
00	BLAIR, Jahvon	5-11	5-10	4-4	0	1	1	19	2	2	0	0	24				
04	MOSELY, Jagan	3-5	0-0	0-0	0	3	3	4	6	5	2	0	1	30			
05	WALKER, Anhwan	0-0	0-0	0-0	0	0	0	0	0	0	0	0	0	0			
13	DICKERSON, Trey	1-3	1-1	0-0	0	4	4	2	3	6	2	0	1	23			
Team						1		0									
Totals		33-74	11-32	14-17	11	32	43	28	91	22	10	2	5	225			

FG % 1st Half:	18-37	48.6%	2nd half:	14-30	46.7%	Game:	33-74	44.6%	Deadball	
3FG % 1st Half:	5-16	31.3%	2nd half:	5-11	45.5%	Game:	11-32	34.4%	Rebounds	
FT % 1st Half:	3-3	100.0%	2nd half:	9-12	75.0%	Game:	14-17	82.4%		

Xavier 96 • 21-3, 9-2 BE

#	Player	Total			3-Ptr			Rebounds			PF	TP	A	TO	Blk	Stl	Min
		FG-FGA	FG-FGA	FT-FTA	Off	Def	Tot	Off	Def	Tot							
11	KANTER, Kerem	5-12	2-5	0-0	2	1	3	2	12	0	0	1	0	17			
22	GATES, Kaiser	1-8	0-7	2-2	0	10	10	3	4	4	1	0	1	35			
03	GOODIN, Quentin	3-6	2-3	3-4	0	5	5	1	11	3	2	0	1	34			
05	BLUIETT, Trevon	9-16	6-10	7-8	2	2	4	3	31	3	2	0	0	43			
55	MACURA, J.P.	1-4	0-2	5-6	1	3	4	1	7	0	1	0	0	29			
00	JONES, Tryique	3-5	0-0	9-14	3	3	6	0	15	0	1	1	1	20			
01	SCRUGGS, Paul	1-3	1-2	2-2	0	1	1	5	3	1	0	0	20				
13	MARSHALL, Najj	2-6	0-1	2-2	1	1	2	6	1	0	0	2	15				
54	O'MARA, Sean	2-2	0-0	1-3	0	1	1	0	5	0	0	1	0	12			
Team						3		3									
Totals		27-62	11-30	31-41	9	30	39	16	96	14	8	3	5	225			

FG % 1st Half:	17-32	53.1%	2nd half:	10-25	40.0%	Game:	27-62	43.5%	Deadball	
3FG % 1st Half:	8-17	47.1%	2nd half:	3-10	30.0%	Game:	11-30	36.7%	Rebounds	
FT % 1st Half:	4-7	57.1%	2nd half:	17-24	70.8%	Game:	31-41	75.6%		

Officials: Tim Clougherty, Clarence Armstrong, Lamar Simpson  
 Technical fouls: Georgetown-None, Xavier-None.  
 Attendance: 10758

Score by periods	1st	2nd	OT	Total		In	Off	2nd	Fast
	1st	2nd	OT	Total	Points	Paint	T/O	Chance	Break
Georgetown	44	42		86	GU	38	11	17	28
Xavier	46	40		91	XU	22	12	9	31

Lead 6: - GU 0:54, XU 2nd-0:24.  
 Largest lead - GU by 5 1st-05:02, XU by 5 2nd-13:18.  
 GU led for 11:28. XU led for 20:54. Game was tied for 12:37.

Score tied - 20 times.  
 Lead changed - 21 times.



Xavier 98 • 22-3,10-2 BE

#	Player	Total			3-Ptr			Rebounds			PF	TP	A	TO	Blk	Stl	Min
		FG-FGA	FG-FGA	FT-FTA	Off	Def	Tot	Off	Def	Tot							
11	KANTER, Kerem	10-15	1-4	1-2	0	2	2	0	2	2	2	1	1	0	0	24	
13	MARSHALL, Najj	4-5	1-2	6-7	1	5	6	1	5	1	2	0	1	38			
03	GOODIN, Quentin	2-5	0-0	1-1	0	6	6	1	5	3	3	0	0	39			
05	BLUIETT, Trevon	7-15	6-9	6-7	2	3	5	3	26	3	2	0	1	38			
55	MACURA, J.P.	1-2	0-1	4-4	0	0	0	4	0	1	3	0	0	23			
01	SCRUGGS, Paul	1-2	0-0	0-0	0	3	3	2	2	0	0	0	0	19			
22	GATES, Kaiser	2-5	2-5	2-2	1	2	3	3	8	0	0	0	0	24			
54	O'MARA, Sean	5-5	0-0	4-5	0	5	5	0	5	2	14	1	2	1	20		
Team						0		0									
Totals		32-54	10-21	24-28	4	26	30	20	98	12	13	1	2	225			

FG % 1st Half:	16-24	66.7%	2nd half:	12-23	52.2%	Game:	28-47	57.1%	Deadball	
3FG % 1st Half:	5-8	62.5%	2nd half:	3-10	30.0%	Game:	8-23	34.8%	Rebounds	
FT % 1st Half:	3-4	75.0%	2nd half:	17-18	94.4%	Game:	20-22	90.9%		

Butler 93 • 17-8, 7-5 BE

#	Player	Total			3-Ptr			Rebounds			PF	TP	A	TO	Blk	Stl	Min
		FG-FGA	FG-FGA	FT-FTA	Off	Def	Tot	Off	Def	Tot							
04	WIDEMAN, Tyler	3-4	0-0	2-2	2	5	7	5	8	0	1	0	1	18			
30	MARTIN, Kelan	10-19	6-12	8-8	0	7	7	2	34	4	2	0	0	45			
02	THOMPSON, Aaron	1-1	0-0	0-0	0	0	0	4	0	4	1	3	0				







Texas Southern 83 • 16-20

#	Player	Total		3-Ptr		Rebounds			PF	TP	A	TO	Blk	Stl	Min
		FG-FGA	FG-FGA	FT-FTA	Off	Def	Tot								
01	CLARK, Dante'	2-7	0-2	8-9	1	0	1	5	12	1	3	0	1	28	
02	BRUCE, Derrick	6-16	3-10	3-4	0	2	2	3	18	1	1	0	1	39	
03	JEFFERSON, Dameron	7-22	2-6	4-4	0	2	2	3	20	7	5	0	4	40	
05	REED, Trayvon	4-6	0-0	2-2	1	5	6	5	10	0	0	3	0	27	
20	McCLELLAND, Cainan	0-0	0-0	0-0	0	0	0	0	0	0	0	0	0	4	
14	WALKER, Lamont	2-2	0-0	0-0	0	1	1	3	4	1	1	0	3	15	
15	SALMON, Marquis	1-2	0-0	3-4	4	5	9	1	5	0	0	0	1	13	
33	LEWIS, Robert	4-10	3-7	3-4	1	4	5	1	14	2	1	0	0	34	
Team		26-65		8-25		23-27			9 22 31		21 83		12 11 3 10		200

FG % 1st Half: 13-32 40.6% 2nd half: 13-33 39.4% Game: 26-65 40.0%  
 3FG % 1st Half: 4-8 50.0% 2nd half: 4-17 23.5% Game: 8-25 32.0%  
 FT % 1st Half: 7-8 87.5% 2nd half: 16-19 84.2% Game: 23-27 85.2%

Xavier 102 • 29-5

#	Player	Total		3-Ptr		Rebounds			PF	TP	A	TO	Blk	Stl	Min
		FG-FGA	FG-FGA	FT-FTA	Off	Def	Tot								
03	GOODIN, Quentin	2-5	1-2	1-4	0	2	2	4	6	7	3	1	0	29	
06	BLUIETT, Trevon	7-17	3-10	9-13	2	3	5	1	26	3	2	1	0	37	
11	KANTER, Kerem	11-15	1-2	1-2	0	5	5	1	24	0	0	1	1	20	
13	MARSHALL, Najj	1-1	0-0	1-1	1	5	6	2	3	1	3	3	0	16	
55	MACURA, J.P.	11-16	5-6	2-3	1	5	6	3	29	1	2	1	5	34	
00	JONES, Tyrrique	2-3	0-0	3-3	3	1	4	1	7	3	0	2	0	17	
04	SCRUGGS, Paul	1-3	1-3	1-3	0	3	3	3	4	3	2	1	0	20	
00	HARDEN, Elias	0-1	0-0	1-2	0	0	0	1	1	0	0	0	0	2	
10	SCHRAND, Leighton	0-0	0-0	0-0	0	1	1	0	0	0	1	0	0	1	
12	VANDERPOHL, Nick	0-0	0-0	0-0	0	0	0	0	0	0	0	0	0	1	
20	SINGLETON, Matt	0-0	0-0	0-0	0	0	0	0	0	0	0	0	0	1	
22	GATES, Kaiser	0-1	0-1	2-2	1	1	2	5	2	1	0	0	0	12	
54	OMARA, Sean	0-2	0-0	0-0	0	2	2	1	0	0	0	0	0	10	
Team		35-64		11-24		21-32			10 32 42		22 102		19 13 10 6		200

FG % 1st Half: 18-32 56.3% 2nd half: 17-32 53.1% Game: 35-64 54.7%  
 3FG % 1st Half: 9-15 60.0% 2nd half: 17-29 22.2% Game: 11-24 45.8%  
 FT % 1st Half: 4-7 57.1% 2nd half: 1-2 50.0% Game: 21-32 65.6%

Officials: Mike Eades, Brent Hampton, Byron Jarrett

Technical fouls: Texas Southern-JEFFERSON, Dameron; TEAM, Xavier-None.

Attendance: 17549

2018 NCAA Men's Basketball Championship - First Round

Score by periods	1st	2nd	Total
Texas Southern	37	46	83
Xavier	49	53	102

	In	Off	2nd	Fast	Bench
Points	Paint	T/O	Chance	Break	
Texas Southern	30	19	6	6	23
XU	36	17	15	22	14

Last FG - TSU 2nd-01:55, XU 2nd-01:11.  
 Largest lead - TSU by 7 1st-12:19, XU by 24 2nd-05:51.  
 TSU led for 03:30, XU led for 35:19. Game was tied for 01:11.  
 Score tied - 2 times.  
 Lead changed - 4 times.

Florida State 75 • 22-11

#	Player	Total		3-Ptr		Rebounds			PF	TP	A	TO	Blk	Stl	Min
		FG-FGA	FG-FGA	FT-FTA	Off	Def	Tot								
00	Colfer, Phil	3-8	1-5	3-3	0	3	3	2	10	0	3	0	2	25	
02	Walker, CJ	0-3	0-1	2-2	1	0	1	1	2	1	3	0	0	14	
11	Angola, Brian	5-12	3-7	3-3	1	5	6	3	16	3	2	1	2	36	
21	Koumadje, Christ	0-1	0-0	2-2	0	1	1	3	2	0	0	2	0	11	
40	Allen, Brandon	0-0	0-0	0-0	0	0	0	0	0	0	0	0	0	3	
03	Forrest, Trent	5-8	0-0	3-4	0	5	5	4	13	3	2	0	4	26	
05	Savoy, PJ	3-6	3-5	2-2	0	1	1	2	11	0	2	0	1	18	
12	Oblagu, Ike	1-1	0-0	0-0	2	0	2	2	2	0	1	0	0	6	
14	Mann, Terrance	4-9	1-1	1-2	1	1	2	1	10	0	1	0	1	24	
23	Walker, MJ	0-6	0-4	0-1	1	2	3	1	0	0	0	0	0	14	
25	Kabengele, Mfiondu	3-5	0-0	3-4	3	3	6	4	9	0	0	1	0	23	
Team		24-55		8-23		19-22			10 22 32		23 75		7 14 4 10		200

FG % 1st Half: 12-31 38.7% 2nd half: 12-24 50.0% Game: 24-55 43.6%  
 3FG % 1st Half: 5-15 33.3% 2nd half: 3-8 37.5% Game: 8-23 34.8%  
 FT % 1st Half: 3-3 100.0% 2nd half: 16-19 84.2% Game: 19-22 86.4%

Xavier 70 • 29-6

#	Player	Total		3-Ptr		Rebounds			PF	TP	A	TO	Blk	Stl	Min
		FG-FGA	FG-FGA	FT-FTA	Off	Def	Tot								
03	GOODIN, Quentin	2-5	0-0	2-2	0	3	3	4	6	2	3	0	2	29	
06	BLUIETT, Trevon	2-8	1-3	3-4	0	1	1	3	8	1	5	0	2	32	
11	KANTER, Kerem	6-10	0-1	3-4	2	4	6	0	15	1	1	0	0	22	
13	MARSHALL, Najj	0-1	0-0	0-0	0	2	0	0	0	0	0	0	0	12	
55	MACURA, J.P.	6-8	2-3	3-6	2	3	5	5	17	2	4	0	0	27	
00	JONES, Tyrrique	2-3	0-0	3-6	4	1	5	2	7	0	0	0	0	14	
01	SCRUGGS, Paul	3-9	1-2	4-6	0	1	1	11	2	1	0	0	24		
22	GATES, Kaiser	2-5	1-3	1-2	1	4	5	3	6	1	3	1	1	32	
54	OMARA, Sean	0-0	0-0	0-0	1	1	2	1	0	1	0	1	0	8	
Team		23-49		5-13		19-30			12 21 33		22 70		11 18 2 6		200

FG % 1st Half: 11-23 47.8% 2nd half: 12-26 46.2% Game: 23-49 46.9%  
 3FG % 1st Half: 4-9 44.4% 2nd half: 1-4 25.0% Game: 5-13 38.5%  
 FT % 1st Half: 8-12 66.7% 2nd half: 11-18 61.1% Game: 19-30 63.3%

Officials: Mike Eades, Darron George, Tim Clougherty

Technical fouls: Florida State-None, Xavier-None.

Attendance: 17552

2018 NCAA Men's Basketball Championship - Second Round

Score by periods	1st	2nd	Total
Florida State	32	43	75
Xavier	34	36	70

	In	Off	2nd	Fast	Bench
Points	Paint	T/O	Chance	Break	
Florida State	28	18	15	14	42
XU	34	14	17	13	24

Last FG - FS 2nd-01:08, XU 2nd-03:08.  
 Largest lead - FS by 6 1st-19:19, XU by 12 2nd-10:42.  
 FS led for 08:21, XU led for 30:13. Game was tied for 01:25.  
 Score tied - 3 times.  
 Lead changed - 10 times.



GAME 34

XAVIER 102 TEXAS SOUTHERN 83

Fri., Mar. 16, 2018  
 NCAA Tournament  
 Nashville, Tenn.  
 Bridgestone Arena

• J.P. Macura (29), Trevon Bluiett (26) and Kerem Kanter (24) all finished with 20+ points.

• J.P. Macura scored a career-high 29 points on 11-16 shooting.



GAME 35

XAVIER 70 FLORIDA STATE 75

Sun., Mar. 18, 2018  
 NCAA Tournament  
 Nashville, Tenn.  
 Bridgestone Arena

• Xavier led by nine points with 5:37 to play, but Florida State ended the game on an 18-4 run.

• J.P. Macura fouled out with 2:06 remaining.



**2017-18 OVERALL STATISTICS (29-6 Overall: 17-1 Home, 10-2 Away, 2-3 Neutral)**

## Player	GP-GS	---TOTAL---			-----3-PTS-----			---REBOUNDS---														Pts - Avg			
		Min--Avg	FG-FGA	Pct	3FG-FGA	Pct	3FG/G	FT-FTA	Pct	Off	Def	Tot	Avg	PF	FO	A	APG	TO	TOPG	A/TO	Bk		BPG	Stl	SPG
05 BLUIETT, Trevon	35-34	1200-34.3	202-462	.437	105-252	.417	3.00	167-197	.848	29	164	193	5.5	76	1	87	2.49	70	2.00	1.24	9	0.26	26	0.74	676-19.3
55 MACURA, J.P.	34-34	1010-29.7	146-305	.479	49-130	.377	1.44	96-117	.821	45	107	152	4.5	76	3	99	2.91	68	2.00	1.46	13	.380	49	1.44	437-12.9
11 KANTER, Kerem	35-16	573-16.4	146-250	.584	17-51	.333	0.49	73-94	.777	44	114	158	4.5	46	0	17	0.49	29	0.83	0.59	10	0.29	10	0.29	382-10.9
03 GOODIN, Quentin	35-35	1039-29.7	106-238	.445	19-63	.302	0.54	72-91	.791	9	94	103	2.9	73	0	171	4.89	80	2.29	2.14	7	0.20	32	0.91	303-8.7
13 MARSHALL, Naji	35-18	764-21.8	96-181	.530	15-43	.349	0.43	64-85	.753	41	113	154	4.4	59	0	57	1.63	56	1.60	1.02	10	0.29	23	0.66	271-7.7
22 GATES, Kaiser	34-18	810-23.8	74-179	.413	54-143	.378	1.54	43-52	.827	32	123	155	4.6	84	1	31	0.91	22	0.65	1.41	9	0.26	16	0.47	245-7.2
54 O'MARA, Sean	35-1	512-14.6	93-157	.592	0-0	.000	0.00	49-61	.803	43	69	112	3.2	48	1	34	0.97	29	0.83	1.17	23	0.66	11	0.31	235-6.7
00 JONES, Tyrique	32-19	479-15.0	84-134	.627	0-0	.000	0.00	56-95	.589	47	97	144	4.5	65	1	16	0.50	24	0.75	0.67	19	0.59	18	0.56	224-7.0
01 SCRUGGS, Paul	34-0	571-16.8	60-132	.455	14-46	.304	0.41	34-47	.732	5	62	67	2.0	66	1	59	1.74	49	1.44	1.20	9	0.26	18	0.53	168-4.9
04 HARDEN, Elias	18-0	101-5.6	4-17	.235	1-8	.055	0.06	3-4	.750	0	3	3	0.2	8	0	7	0.39	6	0.33	1.17	0	0.00	2	0.11	12-0.7
10 SCHRAND, Leighton	5-0	7-1.4	0-0	.000	0-0	.000	0.00	0-0	.000	0	1	1	0.2	0	0	0	0.00	4	0.80	0.00	0	0.00	0	0.00	0-0.0
20 SINGLETON, Matt	6-0	5-0.8	0-0	.000	0-0	.000	0.00	0-0	.000	0	0	0	0.0	1	0	0	0.00	0	0.00	0.00	0	0.00	0	0.00	0-0.0
14 VANDERPOHL, Nick	4-0	4-1.0	0-0	.000	0-0	.000	0.00	0-0	.000	0	0	0	0.0	0	0	1	0.25	0	0.00	99.0	0	0.00	0	0.00	0-0.0
TEAM																									
Total	35	7075	1011-2055	.492	274-736	.372	7.83	657-843	.779	345	997	1342	38.3	603	8	579	16.54	441	12.60	1.31	109	3.11	205	5.85	2953-84.4
Opponents	35	7075	944-2192	.431	301-902	.334	8.60	427-562	.760	299	794	1093	31.2	735	22	492	14.06	402	11.49	1.22	127	3.63	238	6.80	2616-74.7

**2017-18 BIG EAST STATISTICS (15-3/First: 8-1 Home, 7-2 Away)**

## Player	GP-GS	---TOTAL---			-----3-PTS-----			---REBOUNDS---														Pts - Avg			
		Min--Avg	FG-FGA	Pct	3FG-FGA	Pct	3FG/G	FT-FTA	Pct	Off	Def	Tot	Avg	PF	FO	A	APG	TO	TOPG	A/TO	Bk		BPG	Stl	SPG
05 BLUIETT, Trevon	18-17	632-35.1	102-239	.427	55-130	.423	3.05	86-102	.843	20	83	103	5.7	40	0	45	2.50	32	1.78	1.41	2	0.11	14	0.78	345-19.2
55 MACURA, J.P.	18-18	552-30.7	73-166	.440	25-74	.338	1.39	56-67	.836	27	53	80	4.4	40	2	53	2.94	39	2.17	1.36	6	0.33	19	1.06	227-12.6
11 KANTER, Kerem	18-11	293-16.3	79-136	.581	7-25	.280	0.39	31-43	.721	25	53	78	4.3	22	0	11	0.61	19	1.06	0.58	6	0.33	7	0.39	196-10.9
03 GOODIN, Quentin	18-18	561-31.2	63-134	.470	17-43	.395	0.94	37-47	.787	4	57	61	3.4	30	0	77	4.28	40	2.22	1.93	3	0.17	16	0.89	180-10.0
13 MARSHALL, Naji	18-13	444-24.7	55-111	.495	11-32	.344	0.61	35-44	.795	24	60	84	4.7	36	0	29	1.61	33	1.83	0.88	1	0.06	16	0.89	156-8.7
54 O'MARA, Sean	18-1	27-15.4	50-87	.575	0-0	0.00	0.00	19-27	.704	26	35	61	3.4	21	0	27	1.50	17	.094	1.59	11	0.61	4	0.22	119-6.6
22 GATES, Kaiser	18-6	405-22.5	31-82	.378	19-64	.297	1.06	22-26	.846	13	60	73	4.1	43	0	12	0.67	12	0.67	1.00	4	0.22	8	0.44	103-5.7
01 SCRUGGS, Paul	18-0	285-15.8	33-67	.493	8-25	.320	0.44	12-16	.750	2	28	30	1.7	39	1	33	1.83	23	1.28	1.43	5	0.28	12	0.67	86-4.8
00 JONES, Tyrique	15-6	193-12.9	27-49	.551	0-0	.000	0.00	23-42	.548	15	35	50	3.3	25	1	6	0.40	12	0.80	0.50	5	0.33	10	0.67	77-5.1
04 HARDEN, Elias	6-0	7-1.2	1-5	.200	0-3	0.00	0.00	0-0	.000	0	0	0	0.0	0	0	0	0.00	0	0.00	0.00	0	0.00	0	0.00	2-0.3
20 SINGLETON, Matt	2-0	1-0.5	0-0	.000	0-0	.000	0.00	0-0	.000	0	0	0	0.0	0	0	0	0.00	0	0.00	0.00	0	0.00	0	0.00	0-0.0
TEAM																									
Total	18	3650	514-1076	.478	142-396	.359	7.89	321-414	.775	180	489	669	37.2	297	4	293	16.28	228	12.67	1.29	43	2.39	106	5.89	1491-82.8
Opponents	18	3650	57-1131	.466	173-483	.358	9.61	188-249	.755	137	430	567	31.5	368	13	295	16.39	211	11.72	1.40	60	3.33	124	6.89	1415-78.6

# 2017-18 SEASON RESULTS

<b>RECORD:</b>		<b>OVERALL</b>	<b>HOME</b>	<b>AWAY</b>	<b>NEUTRAL</b>	
ALL GAMES		(29-6)	(17-1)	(10-2)	(2-3)	
CONFERENCE		(15-3)	(8-1)	(7-2)	(0-0)	
NON-CONFERENCE		(14-3)	(9-0)	(3-0)	(2-3)	
<b>DATE</b>	<b>OPPONENT</b>	<b>SCORE</b>	<b>ATTEND</b>	<b>XAVIER HIGH SCORER</b>	<b>XAVIER HIGH REBOUNDER</b>	<b>OPPONENT HIGH SCORER</b>
11/10/17	MOREHEAD STATE	W; 101-49	10,224	(25) BLUIETT, Trevon	(9) JONES, Tyrique	(18) WALKER, Jordan
11/13/17	RIDER	W; 101-75	10,224	(26) BLUIETT, Trevon	(9) BLUIETT, Trevon	(14) ALLEN, Jordan
11/16/17	+ at Wisconsin	W; 80-70	17,287	(25) BLUIETT, Trevon	(9) BLUIETT, Trevon	(14) JORDAN, Stevie
11/20/17	HAMPTON	W; 96-60	10,224	(21) BLUIETT, Trevon	(9) GATES, Kaiser	(21) HAPP, Ethan
11/23/17	# vs. George Washington	W; 83-64	3,245	(20) BLUIETT, Trevon	(11) JONES, Tyrique	(20) MARROW, Jermaine
11/24/17	# vs. Arizona State	L; 86-102	3,325	(23) MACURA, J.P	(5) MARSHALL, Naji	(18) NOLAN JR., Terry
11/28/17	BAYLOR	W; 76-63	10,503	(19) MACURA, J.P	(5) MACURA, J.P.	(40) HOLDER, Tra
12/02/17	CINCINNATI	W; 89-76	10,817	(19) GATES, Kaiser	(7) JONES, Tyrique	(15) MASTON, Terry
12/06/17	KENT STATE	W; 96-70	10,292	(28) BLUIETT, Trevon	(10) GATES, Kaiser	(23) EVANS, Jacob
12/09/17	COLORADO	W; 96-69	10,228	(26) BLUIETT, Trevon	(8) KANTER, Kerem	(15) PIPPEN, Danny
12/16/17	EAST TENNESSEE STATE	W; 68-66	10,432	(25) BLUIETT, Trevon	(7) JONES, Tyrique	(20) WRIGHT, Namon
12/19/17	MARSHALL	W; 81-77	10,431	(18) BLUIETT, Trevon	(7) BLUIETT, Trevon	(20) BRADFORD, Desonta
12/22/17	at Northern Iowa	W; 77-67	6,355	(16) KANTER, Kerem	(7) O'MARA, Sean	
12/27/17	* at Marquette	W; 91-87	15,095	(15) MACURA, J.P.	(7) GATES, Kaiser	(25) PENAVA, Ajdin
12/30/17	* DEPAUL	W; 77-72	10,436	(23) BLUIETT, Trevon	(9) GATES, Kaiser	(26) KOCH, Bennett
01/02/18	* BUTLER	W; 86-79	10,609	(19) MACURA, J.P.	(7) GATES, Kaiser	(33) STRUS, Max
01/06/18	* at Providence	L; 72-81	12,630	(21) BLUIETT, Trevon	(7) BLUIETT, Trevon	(28) BALDWIN, Kamar
01/10/18	* at Villanova	L; 65-89	12,765	(24) KANTER, Kerem	(9) JONES, Tyrique	(19) CARTWRIGHT, Kyron
01/13/18	* CREIGHTON	W; 92-70	10,655	(16) KANTER, Kerem	(12) KANTER, Kerem	(21) BOOTH, Phil
01/17/18	* ST. JOHN'S	W; 88-82	10,224	(24) BLUIETT, Trevon	(8) GATES, Kaiser	(16) FOSTER, Marcus
01/20/18	* at Seton Hall	W; 73-64	10,481	(23) BLUIETT, Trevon	(8) KANTER, Kerem	(16) BALLOCK, Mitch
01/24/18	* MARQUETTE	W; 89-70	10,493	(27) MACURA, J.P.	(13) KANTER, Kerem	(28) SIMON, Justin
01/30/18	* at St. John's	W; 73-68	5,344	(15) GOODIN, Quentin	(5) JONES, Tyrique	(19) RODRIGUEZ, Desi
02/03/18	* GEORGETOWN	Wot; 96-91	10,758	(14) BLUIETT, Trevon	(5) O'MARA, Sean	
02/06/18	* at Butler	Wot; 98-93	9,100	(31) BLUIETT, Trevon	(5) MACURA, J.P.	(10) BLUIETT, Trevon
02/10/18	* at Creighton	W; 72-71	18,257	(26) BLUIETT, Trevon	(10) GATES, Kaiser	(33) HOWARD, Marcus
02/14/18	* SETON HALL	W; 102-90	10,512	(31) BLUIETT, Trevon	(6) GATES, Kaiser	(31) PONDS, Shamorie
02/17/18	* VILLANOVA	L; 79-95	10,777	(26) BLUIETT, Trevon	(10) GATES, Kaiser	(23) GOVAN, Jessie
02/21/18	* at Georgetown	W; 89-77	8,012	(21) MARSHALL, Naji	(6) GOODIN, Quentin	(34) MARTIN, Kelan
02/28/18	* PROVIDENCE	W; 84-74	10,715	(17) GOODIN, Quentin	(6) MARSHALL, Naji	(29) FOSTER, Marcus
03/03/18	* at DePaul	W; 65-62	7,972	(37) BLUIETT, Trevon	(9) MACURA, J.P.	(30) POWELL, Myles
03/08/18	% at St. John's	W; 88-60	17,647	(26) BLUIETT, Trevon	(7) BLUIETT, Trevon	(25) BRIDGES, Mikal
03/09/18	% vs Providence	Lot; 72-75	19,812	(21) MARSHALL, Naji	(7) MARSHALL, Naji	(21) PICKETT, Jamorko
03/16/18	\$ vs Texas Southern	W; 102-83	17,549	(23) BLUIETT, Trevon	(6) BLUIETT, Trevon	(15) WHITE, Maliek
03/18/18	\$ vs Florida State	L; 70-75	17,552	(22) BLUIETT, Trevon	(6) O'MARA, Sean	(20) CYRUS, Brandon
				(27) BLUIETT, Trevon	(11) MARSHALL, Naji	(18) CLARK II, Marvin
				(18) KANTER, Kerem	(7) MARSHALL, Naji	(17) DIALLO, Alpha
					(7) BLUIETT, Trevon	(17) BULLOCK, Rodney
					(12) MARSHALL, Naji	(20) JEFFERSON, Damontrae
					(6) MARSHALL, Naji	
					(6) MACURA, J.P.	
					(6) KANTER, Kerem	(16) ANGOLA, Braian

\* = BIG EAST Conference game  
 % = BIG EAST Conference Tournament (Madison Square Garden in New York, N.Y.)  
 \$ = NCAA Tournament 1st/2nd Rounds (Bridgestone Arena in Nashville, Tenn.)  
 + = Gavitt Tipoff Games  
 # = Continental Tire Las Vegas Invitational (Orleans Arena)

ATTENDANCE SUMMARY	GAMES	TOTALS	AVG/GAME
HOME	18	188,554	10,475
AWAY	12	140,945	11,745
NEUTRAL	5	61,483	12,297
TOTAL	35	390,982	11,171

**XAVIER INDIVIDUAL SINGLE GAME HIGHS**

Points: .....37 by Trevon Bluiett vs. Seton Hall (2/14/18)  
 Total FGM: .....11 by Kerem Kanter vs. Texas Southern (3/16/18)  
 11 by J.P. Macura vs. Texas Southern (3/16/18)  
 Total FGA: .....22 by Trevon Bluiett vs. ETSU (12/16/17)  
 Total FG% (Min. 5 Made): .....1.000 (6-6) by Tyrique Jones vs Kent State (2/4/17)  
 1.000 (6-6) by Kerem Kanter vs. Arizona State (11/24/17)  
 3-Pt. FGM: .....8 by Trevon Bluiett vs. Seton Hall (2/14/18)  
 3-Pt. FGA: .....12 by Trevon Bluiett vs. ETSU (12/16/17)  
 3-Pt. FG% (Min. 2 Made): .....1.000 (3-3) by Kaiser Gates vs. Morehead State (11/10/17)  
 FTM: .....13 by Trevon Bluiett vs. Seton Hall (2/14/18)  
 FTA: .....14 by Tyrique Jones vs. Georgetown (2/3/18)  
 FT% (Min. 3 Made): .....1.000 (13-13) by Trevon Bluiett vs. Seton Hall (2/14/18)  
 Rebounds: .....13 by Kerem Kanter vs. St. John's (1/17/18)  
 13 by Kerem Kanter vs. Marshall (12/19/17)  
 Assists: .....12 by Quentin Goodin vs. Villanova (2/17/18)  
 Steals: .....5 by J.P. Macura vs. Texas Southern (3/16/18)  
 5 by J.P. Macura vs. Morehead State (11/10/17)  
 Blocks: .....4 by Sean O'Mara vs. Butler (1/2/18)  
 4 by Tyrique Jones vs. Morehead State (11/10/17)  
 Turnovers: .....6 by J.P. Macura at St. John's (1/30/18)  
 6 by Quentin Goodin vs. Cincinnati (12/2/17)

**OPPONENT INDIVIDUAL SINGLE GAME HIGHS**

Points: .....40 by Tra Holder of Arizona State (11/24/17)  
 FGM: .....14 by Markus Howard of Marquette (1/24/18)  
 14 by Tra Holder of Arizona State (11/24/17)  
 FGA: .....27 by Markus Howard of Marquette (1/24/18)  
 FG% (Min. 5 Made): .....857 by Sean McDermott of Butler (2/6/18)  
 3-Pt. FGM: .....6 by Jamorko Pickett of Georgetown (2/21/18)  
 6 by Kelan Martin of Butler (2/6/18)  
 6 by Max Strus of DePaul (12/30/17)  
 6 by Andrew Rowsey of Marquette (12/30/17)  
 3-Pt. FGA: .....17 by Andrew Rowsey of Marquette (12/27/17)  
 3-Pt FG% (Min. 2 Made): .....1.000 (2-2) by Juston Simon of St. John's (1/17/18)  
 1.000 (2-2) by Eric Paschall of Villanova (1/10/18)  
 1.000 (2-2) by Isaiah Jackson of Providence (1/6/18)  
 1.000 (2-2) by Greg Elliott of Marquette (12/27/17)  
 1.000 (2-2) by Danny Pippen of Kent State (12/6/17)  
 FTM: .....10 by Bennett Koch of UNI (12/22/17)  
 FTA: .....12 by Bennett Koch of UNI (12/22/17)  
 FT% (Min. 3 Made): .....1.000 (8-8) by Kelan Martin of Butler (2/6/18)  
 1.000 (8-8) by Isaiah Jackson of Providence (1/6/18)

Rebounds: .....18 by Angel Delgado of Seton Hall (1/20/18)  
 Assists: .....9 by Donte Divincenzo of Villanova (2/17/18)  
 9 by Kyrton Cartwright of Providence (1/6/18)  
 9 by Jon Elmore of Marshall (12/19/18)  
 9 by Stevie Jordan of Rider (11/13/17)  
 Steals: .....6 by Shamorie Ponds by St. John's (1/17/18)  
 6 by Namer Wright of Colorado (12/9/17)  
 Blocks: .....5 by Peter Jurkin of ETSU (12/16/17)  
 Turnovers: .....7 by Desi Rodriguez of Seton Hall (1/20/18)  
 7 byt Marin Maric of DePaul (12/30/17)

**XAVIER TEAM SINGLE GAME HIGHS**

Total Points: .....102 vs. Texas Southern (3/16/18)  
 102 vs. Seton Hall (2/14/18)  
 Total Field Goals: .....36 vs. Morehead State (11/10/17)  
 Total Field Goals Attempts: .....71 vs. Creighton (1/13/18)  
 Total Field Goal Percentage: .....679 (36-53) vs. Morehead State (11/10/17)  
 3-Pt. Field Goals Made: .....14 vs. Seton Hall(2/14/17)  
 14 vs. St. John's (1/17/18)  
 3-Pt. Field Goal Attempts: .....31 vs. Rider (11/13/17)  
 3-Pt. Field Goal Percentage: .....643 (9-14) vs. Colorado (12/9/17)  
 Free Throws Made: .....31 vs. Georgetown (2/3/18)  
 Free Throw Attempts: .....41 vs. Georgetown (2/3/18)  
 Free Throw Percentage: .....960 (24-25) Kent State (12/6/17)  
 Rebounds: .....47 vs. Butler (1/2/18)  
 Assists: .....26 vs. Morehead State (11/10/17)  
 Steals: .....13 vs. DePaul (12/30/17)  
 Blocks: .....10 vs. Texas Southern (3/16/18)  
 10 vs. Morehead State (11/10/17)  
 Turnovers: .....20 at DePaul (3/3/18)

**OPPONENT SINGLE GAME HIGHS**

Total Points: .....102 by Arizona State (11/24/18)  
 Total Field Goals: .....38 by Villanova (2/17/18)  
 Total Field Goal Attempts: .....80 by Butler (1/2/18)  
 Total Field Goal Percentage: .....603 (38-63) by Villanova (2/17/18)  
 3-Pt. Field Goals Made: .....16 by Villanova (2/17/18)  
 3-Pt. Field Goal Attempts: .....38 by Marquette (12/27/17)  
 3-Pt. Field Goal Percentage: .....579 (11-19) by Georgetown (2/21/18)  
 Free Throws Made: .....23 by Texas Southern (3/16/18)  
 23 by Arizona State (11/24/17)  
 Free Throw Attempts: .....29 by Rider (11/13/17)  
 Free Throw Percentage: .....1.000 (6-6) by Creighton (2/10/18)  
 Rebounds: .....43 by Georgetown (2/3/18)  
 Assists: .....25 by Villanova (2/17/18)  
 Steals: .....11 by St. John's (1/30/18)  
 11 by Providence (1/6/18)  
 Blocks .....11 by Cincinnati (12/2/17)  
 Turnovers: .....23 by DePaul (12/30/17)



Trevon Bluiett scored a season-high 37 points on the strength of a season-high eight 3-pointers in the win over Seton Hall at Cintas Center. The Xavier team tied its season-high with 102 points vs. the Pirates. In fact, the 102 points are the most scored by a Musketeer team ever in a BIG EAST Conference game.

2017-18 XAVIER RECORDS BREAKDOWN

Leading at the half:	23-3	Playing at night:	19-3
Trailing at the half:	4-3	Playing in the morning or afternoon:	10-3
Tied at the half:	2-0		
In Overtime:	2-1	Trevon Bluiett leads team in scoring:	20-1
		J.P. Macura leads team in scoring:	5-2
XU Shooting 50% or better:	15-1	Kerem Kanter leads the team in scoring:	1-3
XU Shooting between 40-49.9%:	13-4	Quentin Goodin leads the team in scoring:	2-0
XU Shooting less than 40%:	1-1	Naji Marshall leads the team in scoring:	1-0
Opponents shoot 50% or better:	3-3	Kaiser Gates leads the team in scoring:	1-0
Opponents shoot less than 50%:	26-3		
		One player scores in double figures:	0-0
XU outrebounds its opponent:	26-5	Two players score in double figures:	1-0
Opponent outrebounds XU:	3-1	Three players score in double figures:	6-4
Teams are tied in rebounds:	0-0	Four players score in double figures:	13-2
		Five players score in double figures:	8-0
XU Scoring 50 points or less:	0-0	Six players score in double figures:	1-0
XU Scoring 51-59 points:	0-0		
XU Scoring 60-69 points:	2-1	In November:	6-1
XU Scoring 70-79 points:	6-4	In December:	8-0
XU Scoring 80-89 points:	10-1	In January:	6-2
XU Scoring 90-99 points:	7-0	In February:	6-1
XU Scoring 100 or more points:	4-0	In March:	3-2
		On Sunday:	0-1
Allowing 50 points or less:	1-0	On Monday:	2-0
Allowing 51-59 points:	0-0	On Tuesday:	5-0
Allowing 60-69 points:	10-0	On Wednesday:	7-1
Allowing 70-79 points:	12-2	On Thursday:	3-0
Allowing 80-89 points:	3-2	On Friday:	3-2
Allowing 90 points or more:	3-2	On Saturday:	9-2
Game is decided by 1-4 points:	5-1		
Game is decided by 5-10 points:	10-2		
Game is decided by 11-20 points:	7-2		
Game is decided by 21 points or more:	7-1		

**Double-Figure Scoring Games (138):** Bluiett (32), Kanter (22), Macura (20), Goodin (17), Marshall (12), Gates (11), O'Mara (10), Jones (9), Scruggs (5)

**Double-Figure Rebounding Games (10):** Kanter (3), Jones (2), Gates (2), Marshall (2), Bluiett (1)

**20-Point + Scoring Games (33):** Bluiett (20), Macura (6), Kanter (5), Marshall (2)

**30-Point + Scoring Games (2):** Bluiett (2)

**40-Point + Scoring Games (0):**

**Double-Doubles (7):** Kanter (3), Gates (1), Jones (1), Bluiett (1), Goodin (1)

THE LAST TIME THAT...

**Xavier scored 80-89 points:** XU 88, St. John's 60 in BIG EAST Tournament (3-8-18)

**Opponent scored 80-89 points:** XU 102, Texas Southern 83 in NCAA Tournament (3-16-18)

**Xavier scored 90-99 points:** XU 98, Butler 93 in overtime at BU (2-6-18)

**Opponent scored 90-99 points:** Villanova 95, XU 79 at CC (2-17-18)

**Xavier scored 100 points or more:** XU 102, Texas Southern 83 in NCAA Tournament (3-16-18)

**Opponent scored 100 points or more:** Arizona State 102, XU 86 in Las Vegas Inv. (11-24-17)

**Xavier scored 60 points or less:** Gonzaga 83, XU 59 in NCAA Tournament (3-25-17)

**Opponent scored 60 points or less:** XU 88, St. John's 60 at BIG EAST Tournament (3-8-18)

**Xavier scored 50 points or less:** Tennessee 64, XU 49 at Battle 4 Atlantis (11-29-13)

**Opponent scored 50 points or less:** XU 101, Morehead State 49 at CC (11-10-17)

**Xavier scored 40 points or less:** Temple 59, XU 40 at TU (1-25-00)

**Opponent scored 40 points or less:** XU 65, Delaware State 33 at CC (12-28-07)

**Xavier won by 10-19 points:** XU 102, Texas Southern 83 in NCAA Tournament (3-16-18)

**Opponent won by 10-19 points:** Villanova 95, XU 79 at CC (2-17-18)

**Xavier won by 20-29 points:** XU 88, St. John's 60 at BIG EAST Tournament (3-8-18)

**Opponent won by 20-29 points:** Villanova 89, XU 65 at VU (1-10-18)

**Xavier won by 30 points or more:** XU 96, Hampton 60 at CC (11-20-17)

**Opponent won by 30 points or more:** Villanova 95, XU 64 at VU (12-31-15)

**Xavier scored 50 or more in the first half:** 51 vs. Marquette at CC (1-24-18)

**Opponent scored 50 or more in the first half:** 51 by Villanova at CC (2-17-18)

**Xavier scored 50 or more in second half:** 53 vs. Texas Southern in NCAA Tournament (3-16-18)

**Opponent scored 50 or more in the second half:** 65 by Seton Hall at CC (2-14-18)

**Xavier scored 25 or less in the first half:** 23 vs. Villanova at CC (2-11-17)

**Opponent scored 25 or less in the first half:** 25 by Seton Hall at CC (2-14-18)

**Xavier scored 25 or less in second half:** 25 vs. Providence in BIG EAST Tournament (3-9-18)

**Opponent scored 25 or less in the second half:** 25 by Morehead State at CC (11-10-17)

**Xavier played an overtime game:** Providence 75, XU 72 OT in BIG EAST Tournament (3-9-18)

**Xavier played more than one overtime:** Auburn 89, XU 88 2OT at AU (12-20-14)

**Xavier won an overtime game:** XU 98, Butler 93 OT at BU (2-6-18)

**Opponent won an overtime game:** Providence 75, XU 72 OT in BIG EAST Tournament (3-9-18)

**Xavier shot 60 percent from the field:** 60.3 (35-58) vs. Colorado at CC (12-9-17)

**Opponent shot 60 percent from the field:** 60.3 (38-63) by Villanova at CC (2-17-18)

**Xavier shot 50 pct. or more:** 54.7 (35-64) vs. Texas Southern in NCAA Tournament (3-16-18)

**Opponent shot 50 percent or more:** 52.7 (29-55) by Providence at CC (2-28-18)

**Xavier shot 35 pct. or worse:** 35.0 (21-60) vs. Villanova at CC (2-11-17)

**Opponent shot 35 percent or worse:** 32.4 (22-68) by Hampton at CC (11-20-17)

**Xavier made 40 or more field goals:** 43-61 vs. Fairleigh Dickinson at CC (11-9-12)

**Opponent made 40 or more field goals:** 48-81 by Kansas in Great Alaska Shootout (11-26-99)

**Xavier made 30 or more free throws:** 31-41 vs. Georgetown at CC (2-3-18)

**Opponent made 30 or more free throws:** 33-38 by Butler at BU (1-14-17)

**Xavier made 20-29 free throws:** 21-32 vs. Texas Southern in NCAA Tournament (3-16-18)

**Opponent made 20-29 free throws:** 23-27 by Texas Southern in NCAA Tournament (3-16-18)

**Xavier made 10 or more 3-Pt. FG:** 11-24 vs. Texas Southern in NCAA Tournament (3-16-18)

**Opponent made 10 or more 3-Pt. FG:** 11-19 by Georgetown at GU (2-21-18)

**Xavier had 50 or more rebounds:** 52 vs. Missouri at Tire Pros Inv. (11-17-16)

**Opponent had 50 or more rebounds:** 51 by Dayton at CC (1-16-10)

**Xavier had 25 or more assists:** 25 vs. Rider at CC (11-13-17)

**Opponent had 25 or more assists:** 25 by Villanova at CC (2-17-18)

**Xavier had 15 or more steals:** 15 vs. Seton Hall at SHU (2-28-16)

**Opponent had 15 or more steals:** 16 by Missouri in Puerto Rico Tip-Off (11-20-08)

**Xavier had 10 or more blocked shots:** 10 vs. Texas Southern in NCAA Tournament (3-16-18)

**Opponent had 10 or more blocked shots:** 11 by Cincinnati at CC (12-2-17)

**Xavier had 15 or more turnovers:** 18 vs. Florida State in NCAA Tournament (3-18-18)

**Opponent had 15 or more turnovers:** 17 by Providence at CC (2-28-18)

**Musketeer scored 20-29 pts.:** 29 by J.P. Macura, 26 by Trevon Bluiett and 24 by Kerem Kanter vs. Texas Southern in NCAA Tournament (3-16-18)

**Two or more Musketeer players with 20+ points in one game:** 29 by J.P. Macura, 26 by Trevon Bluiett and 24 by Kerem Kanter vs. Texas Southern in NCAA Tournament (3-16-18)

**Opponent scored 20-29 pts.:** 20 by Damontrae Jefferson of Texas Southern in NCAA Tournament (3-16-18)

**Musketeer scored 30-39 points:** 37 by Trevon Bluiett vs. Seton Hall at CC (2-14-18)

**Opponent scored 30-39 points in a game:** 30 by Myles Powell of Seton Hall at CC (2-14-18)

**Musketeer scored 40+ points in a game:** 40 by Trevon Bluiett vs. Cincinnati at Cincinnati (1-26-17).

**Opponent scored 40+ points in a game:** 40 by Tra Holder of Arizona State in Las Vegas Inv. (11-24-17)

**Musketeer grabbed 15 + reb.:** 17 by RaShid Gaston vs. Creighton at CC (1-16-17)

**Musketeer had 10 + assists:** 12 by Quentin Goodin vs. Villanova at CC (2-17-18)

**Musketeer had 5 or more steals:** 5 by J.P. Macura vs. Texas Southern in NCAA Tournament (3-16-18)

**Musketeer had 5 or more blocks:** 6 by Travis Taylor vs. Saint Louis at CC (3-6-13)

**Double-double (pts.-ast.):** Quentin Goodin with 10 points and 12 assists vs. Villanova at CC (2-17-18)

**Double-double (pts.-reb.):** Trevon Bluiett with 13 points and 10 rebounds vs. Marquette at CC (1-24-18)

**Two Musketeer players with double-doubles in one game:** Tyrique Jones with 14 points and 11 rebounds and Kerem Kanter with 16 points and 13 rebounds vs. Marshall at CC (12-19-17)

**Triple-double (pts.-reb.-ast.):** Myles Davis with 11 points, 12 rebounds and 12 assists vs. Providence at CC (2-17-16)

**Five Musketeers scored in double figures:** 5 vs. Marquette at CC (1-24-18)

**Six Musketeers scored in double figures:** 6 vs. Creighton at CC (1-13-18)

**Seven Musketeers scored in double figures:** 7 vs. Fairleigh Dickinson at CC (11-9-12)

# 2017-18 BIG EAST STAT LEADERS

Team	Conference	Pct.	PF	PA	Overall	Pct.	PF	PA
Xavier	15-3	.833	82.8	78.6	29-6	.829	84.4	74.7
Villanova	14-4	.778	88.0	76.3	36-4	.900	86.6	70.2
Seton Hall	10-8	.556	78.2	77.7	22-12	.647	79.4	73.9
Creighton	10-8	.556	79.3	77.7	21-12	.636	83.5	74.1
Providence	10-8	.556	72.8	74.6	21-14	.600	73.6	72.7
Marquette	9-9	.500	81.1	81.4	21-14	.600	81.3	78.5
Butler	9-9	.500	81.0	76.9	21-14	.600	78.9	72.6
Georgetown	5-13	.278	76.3	83.0	15-15	.500	78.3	76.5
St. John's	4-14	.222	71.8	77.8	16-17	.485	73.1	72.6
DePaul	4-14	.222	70.7	77.9	11-20	.355	71.9	73.8

To be ranked, a player must appear in at least 75.0% of their team's games.

SCORING	Cl	G	FG	3FG	FT	Pts	Avg/G
1. PONDS, Shamorie - SJU	So	30	225	47	150	647	21.6
2. MARTIN, Kelan - BU	Sr	35	259	95	130	743	21.2
3. ROWSEY, Andrew - MU	Sr	35	208	125	175	716	20.5
4. HOWARD, Markus - MU	So	34	239	111	105	694	20.4
5. FOSTER, Marcus - CU	Sr	33	246	95	67	654	19.8
6. BLUIETT, Trevon - XU	Sr	35	202	105	167	676	19.3
7. BRUNSON, Jalen - VU	Jr	40	270	86	130	756	18.9
8. GOVAN, Jessie - GU	Jr	30	201	16	118	536	17.9
9. BRIDGES, Mikal - VU	Jr	40	244	104	114	706	17.7
10. RODRIGUEZ, Desi - SHU	Sr	31	204	56	78	542	17.5
11. STRUS, Max - DPU	Jr	31	171	81	98	521	16.8
12. DERRICKSON, Marcus - GU	Jr	29	150	47	113	460	15.9
13. BALDWIN, Kamar - BU	So	35	210	49	79	548	15.7
14. CARRINGTON, Khadeen - SHU	Sr	34	170	53	138	531	15.6
15. POWELL, Myles - SHU	So	34	171	94	90	526	15.5
16. THOMAS, Kyri - CU	Jr	33	184	62	67	497	15.1
17. BULLOCK, Rodney - PC	Sr	34	164	47	110	485	14.3
18. HAUSER, Sam - MU	So	35	174	95	51	494	14.1
19. DELGADO, Angel - SHU	Sr	34	187	0	90	464	13.6
20. MARIC, Marin - DPU	Sr	28	138	10	96	382	13.6
21. DIVINCENZO, Donte - VU	So	40	188	85	79	537	13.4
22. DIALLO, Alpha - PC	So	32	160	15	88	423	13.2
23. MACURA, J.P. - XU	Sr	34	146	49	96	437	12.9
24. CLARK II, Marvin - SJU	Jr	33	143	65	63	414	12.5
25. SIMON, Justin - SJU	So	33	151	15	84	401	12.2
26. CARTWRIGHT, Kyron - PC	Sr	34	138	38	87	401	11.8
27. CAIN, Eli - DPU	Jr	31	126	36	76	364	11.7
28. AHMED, Bashir - SJU	Sr	33	130	44	68	372	11.3
29. KANTER, Kerem - XU	Sr	35	146	17	73	382	10.9
30. SPELLMAN, Omari - VU	Fr	40	160	65	49	434	10.9

FIELD GOAL PCT	Cl	G	FGM	FGA	Pct.
1. WIDEMAN, Tyler - BU	Sr	34	121	180	.672
2. KANTER, Kerem - XU	Sr	35	146	250	.548
3. MARIC, Marin - DPU	Sr	28	138	249	.554
4. THOMAS, Kyri - CU	Jr	33	184	342	.538
5. PASCHALL, Eric - VU	Jr	38	144	270	.533
6. BRUNSON, Jalen - VU	Jr	40	270	518	.521
7. BRIDGES, Mikal - VU	Jr	40	244	475	.514
8. GOVAN, Jessie - GU	Jr	30	201	396	.508
9. DELGADO, Angel - SHU	Sr	34	187	370	.505
10. DERRICKSON, Marcus - GU	Jr	29	150	297	.505

REBOUNDING	Cl	G	Off	Def	Total	Avg/G
1. DELGADO, Angel - SHU	Sr	34	137	265	402	11.8
2. GOVAN, Jessie - GU	Jr	30	74	227	301	10.0
3. DERRICKSON, Marcus - GU	Jr	29	67	167	234	8.1
4. SPELLMAN, Omari - VU	Fr	40	90	231	321	8.0
5. SIMON, Justin - SJU	So	33	38	196	234	7.1
6. MARIC, Marin - DPU	Sr	28	57	130	187	6.7
7. DIALLO, Alpha - PC	So	32	69	142	211	6.6
8. HARRELL JR., Ronnie - CU	Jr	30	35	153	188	6.3
9. MARTIN, Kelan - BU	Sr	35	33	186	219	6.3
10. OWENS, Tariq - SJU	Jr	33	52	143	195	5.9
11. BULLOCK, Rodney - PC	Sr	34	50	148	198	5.8
12. McCALLUM, Tre'Darius - DPU	Sr	31	44	134	178	5.7
13. HAUSER, Sam - MU	So	35	35	165	200	5.7
14. STRUS, Max - DPU	Jr	31	48	127	175	5.6
15. BLUIETT, Trevon - XU	Sr	35	29	164	193	5.5

ASSISTS	Cl	G	No.	Avg/G
1. CARTWRIGHT, Kryon - PC	Sr	34	196	5.8
2. SIMON, Justin - SJU	So	33	167	5.1
3. GOODIN, Quentin - XU	So	35	171	4.9
4. ROWSEY, Andrew - MU	Sr	35	169	4.8
5. PONDS, Shamorie - SJU	So	30	142	4.7
6. CAIN, Eli - DPU	Jr	31	146	4.7
7. BRUNSON, Jalen - VU	Jr	40	184	4.6
8. CARRINGTON, Khadeen - SHU	Sr	34	150	4.4
9. DIVINCENZO, Donte - VU	So	40	139	3.5
10. MULMORE, Jonathan - GU	Sr	30	102	3.4
11. THOMPSON, Aaron - BU	Fr	35	118	3.4
12. BALDWIN, Kamar - BU	So	35	111	3.2
13. MINTZ, Davion - CU	So	33	102	3.1
14. MACURA, J.P. - XU	Sr	34	99	2.9
15. BOOTH, Phil - VU	Jr	33	95	2.9

FREE THROW PCT	Cl	G	FTM	FTA	Pct.
1. HOWARD, Markus - MU	So	34	105	112	.938
2. ROWSEY, Andrew - MU	Sr	35	175	194	.902
3. DERRICKSON, Marcus - GU	Jr	29	113	131	.863
4. PONDS, Shamorie - SJU	So	30	150	175	.857
BLAIR, Jahvon - GU	Fr	30	60	70	.857
6. BRIDGES, Mikal - VU	Jr	40	114	134	.851
7. BLUIETT, Trevon - XU	Sr	35	167	197	.848
8. MARIN, Kelan - BU	Sr	35	130	154	.844
9. MARIC, Marin - DPU	Sr	28	96	114	.842
10. CARRINGTON, Khadeen - SHU	Sr	34	138	167	.826
11. MACURA, J.P. - XU	Sr	34	96	117	.821
12. WIDEMAN, Tyler - BU	Sr	34	73	89	.820
13. PASCHALL, Eric - VU	Jr	38	78	96	.813
14. STRUS, Max - DPU	Jr	31	98	122	.803
15. BRUNSON, Jalen - VU	Jr	40	130	162	.802

3-POINT FG PCT	Cl	G	3FG	FGA	Pct.
1. HAUSER, Sam - MU	So	35	95	195	.487
2. DERRICKSON, Marcus - GU	Jr	29	47	101	.465
3. BRIDGES, Mikal - VU	Jr	40	104	239	.435
4. SPELLMAN, Omari - VU	Fr	40	65	150	.433
5. McDERMOTT, Sean - BU	So	31	47	109	.431
6. BLUIETT, Trevon - XU	Sr	35	105	252	.417
7. ROWSEY, Andrew - MU	Sr	35	125	301	.415
8. FOSTER, Marcus - CU	Sr	33	95	230	.413
9. CLARK II, Marvin - SJU	Jr	33	65	158	.411
10. THOMAS, Khyri - CU	Jr	33	62	151	.411
11. BRUNSON, Jalen - VU	Jr	40	86	211	.408
12. HOWARD, Markus - MU	So	34	111	275	.404
13. DIVINCENZO, Donte - VU	So	40	85	212	.401
14. LINDSEY, Jalen - PC	Sr	33	73	185	.395
15. BOOTH, Phil - VU	Jr	33	55	145	.379

3-POINT FG MADE	Cl	G	3FG	Avg/G
1. ROWSEY, Andrew - MU	Sr	35	125	3.6
2. HOWARD, Markus - MU	So	34	111	3.3
3. BLUIETT, Trevon - XU	Sr	35	105	3.0
4. FOSTER, Marcus - CU	Sr	33	95	2.9
5. POWELL, Myles - SHU	So	34	94	2.8
6. MARTIN, Kelan - BU	Sr	35	95	2.7
HAUSER, Sam - MU	So	35	95	2.7
8. STRUS, Max - DPU	Jr	31	81	2.6
9. BRIDGES, Mikal - VU	Jr	40	104	2.6
10. LINDSEY, Jalen - PC	Sr	33	73	2.2









**Web site:** www.bigeast.com  
**Twitter:** @BIGEASTMBB and @BIGEAST  
**Address/Phone:** 655 Third Avenue, New York, N.Y. 10017; 646-663-3444

**Commissioner:** Val Ackerman  
**Deputy Commissioner and Chief Operating Officer:** Vince Nicastro  
**Chief Marketing Officer:** Ann Wells Crandall  
**Sr. Associate Commissioner, Broadcasting:** Rick Gentile  
**Sr. Associate Commissioner, Men's Basketball:** Stu Jackson  
**Sr. Associate Commissioner, Sports Media Relations:** John Paquette  
**Paquette cell:** 401-265-2244 **Paquette e-mail:** jpaquette@bigeast.com  
**Sr. Associate Commissioner, Sport Administration and Championships:** Chris Schneider  
**Supervisor of Officials, Men's Basketball:** John Cahill



### The BIG EAST Conference

The BIG EAST Conference is in its sixth year in its current configuration. Founded by Dave Gavitt in 1979, the BIG EAST reorganized in 2013, entering a new era by returning to its basketball-focused heritage. The annual Gavitt Tipoff Games, pitting the BIG EAST vs. the Big Ten each November, honors Gavitt.



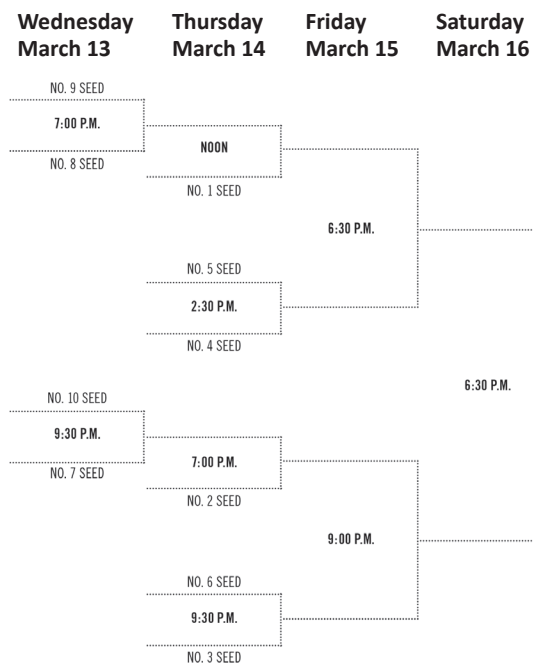
The BIG EAST Conference has earned 28 NCAA Tournament berths in its five years in the current 10-team configuration, including six in 2018, seven in 2017, five in 2016, six in 2015 and four in 2014. Nine of the 10 schools in the BIG EAST have earned NCAA berths in the past five seasons: Xavier (5), Villanova (5), Providence (5), Butler (4), Seton Hall (3), Creighton (3), Georgetown (1), St. John's (1) and Marquette (1). Xavier and Villanova were both No. 1 seeds in the 2018 NCAA Tournament. VU won the national championship in 2016 and again in 2018.

Overall, the conference crowns champions in 22 sports with its student-athletes continuing to achieve success in the classroom as well as the athletic arena.

In 2012, the seven BIG EAST schools that do not compete in FBS football decided to return to the type of conference alignment that existed when the league was formed in 1979 and quickly surged to national prominence as a college basketball force. On December 15, 2012, these seven institutions (DePaul, Georgetown, Marquette, Providence, St. John's, Seton Hall and Villanova) announced their intention to separate from the football-playing schools in the previous BIG EAST and form an independent association and in March, 2013, the seven schools reached an agreement that enabled them to keep the BIG EAST name and establish a new conference entity beginning on July 1, 2013. The schools also assumed the old conference's long-term agreement with Madison Square Garden to host the BIG EAST Men's Basketball Championship. The schools also announced the addition of three distinguished institutions -- Butler, Creighton and Xavier -- and forged a landmark, long-term broadcast partnership with FOX Sports.

BIG EAST institutions are now located in seven of the nation's top 35 largest media markets, including New York, Chicago, Philadelphia, Washington, D.C., Indianapolis, Milwaukee and Cincinnati. The BIG EAST has moved its headquarters from Providence, its original location, to New York City.

### 2019 BIG EAST CHAMPIONSHIP AT MADISON SQUARE GARDEN





**2018 BIG EAST CHAMPIONSHIP**  
March 7-10 in Madison Square Garden

**Championship**

Villanova 76, Providence 66 (OT)

**Semifinals**

Villanova 87, Butler 68  
Providence 75, Xavier 72 (OT)

**Quarterfinals**

Xavier 88, St. John's 60  
Providence 72, Creighton 68 (OT)  
Villanova 94, Marquette 70  
Butler 75, Seton Hall 74

**First Round**

St. John's 88, Georgetown 77  
Marquette 72, DePaul 69

**2018 BIG EAST CHAMPIONSHIP**  
All-Tournament Team

**Dave Gavitt Trophy**  
(Most Outstanding Player)

Mikal Bridges, Villanova

**BIG EAST All-Tournament Team**

Jalen Brunson, Villanova  
Kyron Cartwright, Providence  
Alpha Diallo, Providence  
Kamar Baldwin, Butler  
**Trevon Bluiett, Xavier**

**2017-18 BIG EAST STANDINGS**

Team (Postseason)	BIG EAST	Games	Home	Away	All	Pct.
Xavier (NCAA)	15-3	.833	8-1	7-2	29-6	.829
*Villanova (NCAA)	14-4	.778	8-1	6-3	36-4	.900
Seton Hall (NCAA)	10-8	.556	6-3	4-5	22-12	.647
Creighton (NCAA)	10-8	.556	7-2	3-6	21-12	.636
Providence (NCAA)	10-8	.556	6-3	4-5	21-14	.667
Butler (NCAA)	9-9	.500	6-3	3-6	21-14	.667
Marquette (NIT)	9-9	.500	5-4	4-5	21-14	.667
Georgetown	5-13	.278	2-7	3-6	15-15	.500
St. John's	4-14	.222	2-7	2-7	16-17	.485
DePaul	4-14	.222	1-8	3-6	11-20	.355

\*Won BIG EAST Tournament Championship

Player of the Year: Jalen Brunson (Villanova)

Freshman of the Year: Omari Spellman (Villanova)

Defensive Player of the Year: Khyri Thomas (Creighton)

**Coach of the Year: Chris Mack (Xavier)**

**Xavier Honorees:**

Chris Mack (BIG EAST Coach of the Year)

Trevon Bluiett (All-BIG EAST First Team, BIG EAST All-Tournament Team)

Naji Marshall (BIG EAST All-Freshman Team)



Trevon Bluiett was a BIG EAST Conference First Team selection and a BIG EAST Championship All-Tournament Team selection as a sophomore, junior and senior.



**2017 BIG EAST CHAMPIONSHIP**  
March 8-11 in Madison Square Garden

**Championship**

Villanova 74, Creighton 60

**Semifinals**

Villanova 55, Seton Hall 53  
Creighton 75, Xavier 72

**Quarterfinals**

Villanova 108, St. John's 67  
Seton Hall 82, Marquette 76  
Xavier 62, Butler 57  
Creighton 70, Providence 58

**First Round**

St. John's 74, Georgetown 73  
Xavier 75, DePaul 64

**2017 BIG EAST CHAMPIONSHIP**  
All-Tournament Team

**Dave Gavitt Trophy**  
**(Most Outstanding Player)**

Josh Hart, Villanova

**BIG EAST All-Tournament Team**

Jalen Brunson, Villanova  
Kris Jenkins, Villanova  
Marcus Foster, Creighton  
Angel Delgado, Seton Hall  
**Trevon Bluiett, Xavier**

**2016 BIG EAST CHAMPIONSHIP**  
March 9-12 in Madison Square Garden

**Championship**

Seton Hall 69, Villanova 67

**Semifinals**

Villanova 76, Providence 68  
Seton Hall 87, Xavier 83

**Quarterfinals**

Villanova 81, Georgetown 67  
Providence 74, Butler 60  
Xavier 90, Marquette 72  
Seton Hall 81, Creighton 73

**First Round**

Georgetown 70, DePaul 53  
Marquette 101, St. John's 93

**2016 BIG EAST CHAMPIONSHIP**  
All-Tournament Team

**Dave Gavitt Trophy**  
**(Most Outstanding Player)**

Isaiah Whitehead, Seton Hall

**BIG EAST All-Tournament Team**

Khadeen Carrington, Seton Hall  
Ismael Sanogo, Seton Hall  
Josh Hart, Villanova  
Kris Jenkins, Villanova  
**Trevon Bluiett, Xavier**

**2016-17 BIG EAST STANDINGS**

Team (Postseason)	BIG EAST	Games	Home	Away	All	Pct.
*Villanova (NCAA)	15-3	.833	8-1	7-2	32-4	.889
Butler (NCAA)	12-6	.667	6-3	6-3	25-9	.735
Providence (NCAA)	10-8	.556	6-3	4-5	20-13	.606
Marquette (NCAA)	10-8	.556	7-2	3-6	19-13	.594
Seton Hall (NCAA)	10-8	.556	7-2	3-6	21-12	.636
Creighton (NCAA)	10-8	.556	5-4	5-4	25-10	.714
<b>Xavier (NCAA)</b>	<b>9-9</b>	<b>.500</b>	<b>5-4</b>	<b>4-5</b>	<b>24-14</b>	<b>.632</b>
St. John's	7-11	.389	5-4	2-7	14-19	.424
Georgetown	5-13	.278	3-6	2-7	14-18	.438
DePaul	2-16	.111	1-8	1-8	9-23	.281

\*Won BIG EAST Tournament Championship

Player of the Year: Josh Hart (Villanova)

Freshman of the Year: Justin Patton (Creighton)

Defensive Players of the Year: Khyri Thomas (Creighton), Mikal Bridges (Villanova), and Josh Hart (Villanova)

Coach of the Year: Chris Holtmann (Butler)

**Xavier Honorees:**

Trevon Bluiett (All-BIG EAST First Team, BIG EAST All-Tournament Team)

**2015-16 BIG EAST STANDINGS**

Team (Postseason)	BIG EAST	Games	Home	Away	All	Pct.
Villanova (NCAA)	16-2	.889	8-1	8-1	35-5	.875
<b>Xavier (NCAA)</b>	<b>14-4</b>	<b>.778</b>	<b>8-1</b>	<b>6-3</b>	<b>28-6</b>	<b>.824</b>
*Seton Hall (NCAA)	12-6	.667	6-3	6-3	25-9	.735
Providence (NCAA)	10-8	.556	5-4	5-4	24-11	.686
Butler (NCAA)	10-8	.556	6-3	4-5	22-11	.667
Creighton (NIT)	9-9	.500	5-4	4-5	20-15	.571
Marquette	8-10	.444	4-5	4-5	20-13	.606
Georgetown	7-11	.389	4-5	3-6	15-18	.455
DePaul	3-15	.167	2-7	1-8	9-22	.290
St. John's	1-17	.056	1-8	0-9	8-24	.250

\*Won BIG EAST Tournament Championship

Player of the Year: Kris Dunn (Providence)

Freshman of the Year: Henry Ellenson (Marquette)

Defensive Player of the Year: Kris Dunn (Providence)

Coaches of the Year: Kevin Willard (Seton Hall), Jay Wright (Villanova)

**Xavier Honorees:**

Trevon Bluiett (All-BIG EAST First Team, BIG EAST All-Tournament Team)

Edmond Sumner (BIG EAST All-Freshman Team)

J.P. Macura (BIG EAST Sixth Man of the Year)



**2015 BIG EAST CHAMPIONSHIP**  
March 11-14 in Madison Square Garden

**Championship**

Villanova 69, Xavier 52

**Semifinals**

Villanova 63, Providence 61  
Xavier 65, Georgetown 63

**Quarterfinals**

Villanova 84, Marquette 49  
Providence 74, St. John's 57  
Georgetown 60, Creighton 55  
Xavier 67, Butler 61 (OT)

**First Round**

Marquette 78, Seton Hall 56  
Creighton 78, DePaul 63

**2015 BIG EAST CHAMPIONSHIP**  
All-Tournament Team

**Dave Gavitt Trophy**  
(Most Outstanding Player)

Josh Hart, Villanova

**BIG EAST All-Tournament Team**

Dylan Ennis, Villanova  
Darrun Hilliard, Villanova  
**Jalen Reynolds, Xavier**  
Kris Dunn, Providence  
D'Vauntes Smith-Rivera, Georgetown

**2014 BIG EAST CHAMPIONSHIP**  
March 12-15 in Madison Square Garden

**Championship**

Providence 65, Creighton 58

**Semifinals**

Providence 80, Seton Hall 74  
Creighton 86, Xavier 78

**Quarterfinals**

Seton Hall 64, Villanova 63  
Providence 79, St. John's 74  
Creighton 84, DePaul 62  
Xavier 68, Marquette 65

**First Round**

Seton Hall 51, Butler 50  
DePaul 60, Georgetown 56

**2014 BIG EAST CHAMPIONSHIP**  
All-Tournament Team

**Dave Gavitt Trophy**  
(Most Outstanding Player)

Bryce Cotton, Providence

**BIG EAST All-Tournament Team**

LaDontae Henton, Providence  
Doug McDermott, Creighton  
Austin Chatman, Creighton  
Eugene Teague, Seton Hall  
**Semaj Christon, Xavier**

**2014-15 BIG EAST STANDINGS**

Team (Postseason)	BIG EAST	Games	Home	Away	All	Pct.
*Villanova (NCAA)	16-2	.889	9-0	7-2	33-3	.917
Georgetown (NCAA)	12-6	.667	7-2	5-4	22-11	.667
Butler (NCAA)	12-6	.667	6-3	6-3	23-11	.676
Providence (NCAA)	11-7	.611	6-3	5-4	22-12	.647
St. John's (NCAA)	10-8	.556	7-2	3-6	21-12	.636
<b>Xavier (NCAA)</b>	<b>9-9</b>	<b>.500</b>	<b>6-3</b>	<b>3-6</b>	<b>23-14</b>	<b>.622</b>
DePaul	6-12	.333	4-5	2-7	12-20	.375
Seton Hall	6-12	.333	4-5	2-7	16-15	.516
Marquette	4-14	.222	3-6	1-8	13-19	.406
Creighton	4-14	.222	2-7	2-7	14-19	.424

\*Won BIG EAST Tournament Championship

Players of the Year: Kris Dunn (Providence), Ryan Arcidiacono (Villanova)

Rookie of the Year: Angel Delgado (Seton Hall)

Defensive Players of the Year: Kris Dunn (Providence), Sir'Dominic Pointer (St. John's)

Coach of the Year: Jay Wright (Villanova)

**Xavier Honorees:**

**Matt Stainbrook (All-BIG EAST Second Team)**

**Trevon Bluiett (All-BIG EAST Rookie Team)**

**Jalen Reynolds (BIG EAST All-Tournament Team)**

**2013-14 BIG EAST STANDINGS**

Team (Postseason)	BIG EAST	Games	Home	Away	All	Pct.
Villanova (NCAA)	16-2	.889	8-1	8-1	29-5	.853
Creighton (NCAA)	14-4	.778	9-0	5-4	27-8	.771
<b>Xavier (NCAA)</b>	<b>10-8</b>	<b>.556</b>	<b>7-2</b>	<b>3-6</b>	<b>21-13</b>	<b>.618</b>
*Providence (NCAA)	10-8	.556	6-3	4-5	23-12	.657
St. John's (NIT)	10-8	.556	6-3	4-5	20-13	.606
Marquette	9-9	.500	6-3	3-6	17-15	.531
Georgetown (NIT)	8-10	.444	6-3	2-7	18-15	.545
Seton Hall	6-12	.333	3-6	3-6	17-17	.500
Butler	4-14	.222	2-7	2-7	14-17	.452
DePaul	3-15	.167	2-7	1-8	12-21	.364

\*Won BIG EAST Tournament Championship

Player of the Year: Doug McDermott (Creighton)

Rookie of the Year: Billy Garrett, Jr. (DePaul)

Defensive Player of the Year: Fuquan Edwin (Seton Hall)

Coach of the Year: Jay Wright (Villanova)

**Xavier Honorees:**

**Semaj Christon (BIG EAST First Team, BIG EAST All-Tournament Team)**

**Matt Stainbrook (BIG EAST Honorable Mention)**



**Atlantic 10 Conference**

Xavier competed in the Atlantic 10 Conference from the 1996 season through the 2012-13 season, following 16 years as a member of the Mid-western Collegiate Conference (1980-95). Xavier won or shared nine Atlantic 10 Regular Season Championships and won four tournament championships. XU had a composite record of 209-79 (.726) in A-10 regular season competition and 25-14 (.641) in A-10 Tournament action in 18 seasons in the Atlantic 10 Conference. Xavier's A-10 history included a streak of five A-10 Regular Season Championships from 2007-11 (2011, Co-Champs in 2010, 2009, 2008 and Co-Champs in 2007). The celebration below is from after the final regular season home game in the 2010-11 season, a 68-48 win over Charlotte at Cintas Center (3-2-11).




Year	Regular Season School	Record	Finish
1995-96	Xavier	8-8	3rd (West)
	Virginia Tech	13-3	T-1st (West)
	George Washington	13-3	T-1st (West)
1996-97	*Massachusetts	15-1	1st (East)
	Xavier	13-3	1st (West)
1997-98	*Saint Joseph's	13-3	1st (East)
	*Xavier	11-5	T-1st (West)
1998-99	Temple	13-3	1st (East)
	Xavier	12-4	2nd (West)
	George Washington	13-3	1st (West)
	Temple	13-3	1st (East)
1999-00	*Rhode Island	10-6	2nd (East)
	Xavier	9-7	T-2nd (West)
	Dayton	11-5	1st (West)
2000-01	*Temple	14-2	1st (East)
	Xavier	12-4	2nd
2001-02	*St. Joseph's	14-2	1st
	*Xavier	14-2	1st
2002-03	Xavier	15-1	1st (West)
	*Dayton	14-2	2nd (West)
2003-04	*Xavier	10-6	T-3rd (West)
	Saint Joseph's	16-0	1st (East)
2004-05	Xavier	10-6	T-2nd (West)
	*George Washington	11-5	1st (West)
2005-06	Saint Joseph's	14-2	1st (East)
	*Xavier	8-8	T-7th
2006-07	George Washington	16-0	1st
	Xavier	13-3	T-1st
2007-08	*George Washington	11-5	3rd
	Xavier	14-2	1st
2008-09	*Temple	11-5	2nd
	Xavier	12-4	1st
2009-10	*Temple	11-5	T-2nd
	Xavier	14-2	T-1st
2010-11	*Temple	14-2	T-1st
	Xavier	15-1	1st
2011-12	*Richmond	13-3	3rd
	Xavier	10-6	T-3rd
2012-13	Temple	13-3	1st
	*St. Bonaventure	10-6	T-3rd
2012-13	Xavier	9-7	T-6th
	*Saint Louis	13-3	1st

\* - Denotes Atlantic 10 Tournament Champion

**XAVIER'S ALL-ATLANTIC 10 CONFERENCE HONORS**



Stanley Burrell, the 2008 Atlantic 10 Conference Defensive Player of the Year, earned at least one Atlantic 10 honor in each of his four seasons at Xavier. He helped XU reach the NCAA Elite Eight in 2008



Tu Holloway, 2011 Atlantic 10 Conference Player of the Year, won A-10 First Team honors in 2011 and 2012.

1996	Lenny Brown Gary Lumpkin	All-Rookie Team All-Rookie Team	2007	Justin Doellman Drew Lavender Stanley Burrell Derrick Brown Justin Cage	First Team Second Team; All-Championship Team Third Team All-Rookie Team All-Defensive Team
1997	Lenny Brown Gary Lumpkin	First Team First Team	2008	Sean Miller Stanley Burrell	Coach of the Year Defensive Player of the Year, All-Defensive Team & Third Team
1998	James Posey Lenny Brown James Posey	Sixth Man Award Second Team and All-Championship Team Second Team, Sixth Man Award and Championship "Most Outstanding Player"		Drew Lavender Josh Duncan	Second Team Sixth Man of the Year & Second Team
	Darnell Williams Gary Lumpkin Torraye Braggs	Second Team and All-Championship Team Third Team All-Championship Team	2009	B.J. Raymond Derrick Brown C.J. Anderson	First Team Second Team Honorable Mention
1999	Lenny Brown James Posey	First Team	2010	Jordan Crawford Jason Love	First Team; All-Championship Team Third Team
	Lloyd Price	All-Rookie Team	2011	Tu Holloway	Player of the Year, First Team, All-Defensive Team
2000	Lloyd Price David West	Second Team All-Rookie Team		Mark Lyons Jamel McLean Kenny Frease Chris Mack	Third Team Third Team Honorable Mention Coach of the Year
2001	David West	Player of the Year, First Team, All-Defensive Team	2012	Tu Holloway Mark Lyons Dezmine Wells	First Team, All-Championship Team Third Team, All-Championship Team All-Rookie Team
2002	Romain Sato David West	All-Rookie Team Player of the Year, First Team, Defensive Player of the Year, All-Defensive Team, Championship "Most Outstanding Player"	2013	Travis Taylor Semaj Christon	Third Team, A-10 Most Improved Player Second Team, Rookie of the Year, All-Rookie Team
	Romain Sato	Second Team, All-Defensive Team, All-Championship Team			
	Lionel Chalmers Thad Matta	Third Team, All-Championship Team Coach of the Year			
2003	David West	Player of the Year, First Team, All-Defensive Team, All-Championship Team			
	Romain Sato Anthony Myles Dedrick Finn	First Team, All-Defensive Team Third Team All-Rookie Team			
2004	Romain Sato	First Team, All-Defensive Team, All-Championship Team			
	Lionel Chalmers	Third Team, Championship "Most Outstanding Player"			
	Anthony Myles	All-Championship Team			
2005	Justin Cage Stanley Burrell Brian Thornton	Third Team, All-Defensive Team All-Rookie Team, All-Championship Team A-10 Student-Athlete of the Year, All-Academic Team			
2006	Brian Thornton	First Team, A-10 Student-Athlete of the Year, All-Academic Team			
	Stanley Burrell Justin Cage	Second Team Championship "Most Outstanding Player", All-Defensive Team			
	Josh Duncan	All-Championship Team			



David West won an Atlantic 10 Conference record three straight A-10 Player of the Year awards in 2001, 2002 and 2003. He is seen here during his Cin-tas Center record 47-point game in the 2003 win over Dayton. West also grabbed 18 rebounds in that game.

**ALL-MCC SELECTIONS TEAM**

1980	Gary Massa -----	Second
	Jon Hanley -----	Second
1981	Anthony Hicks -----	Second
	Jeff Jenkins -----	Rookie of the Year
	Bob Staak -----	Coach of the Year
1982	Anthony Hicks -----	AP & UPI First
1983	Anthony Hicks -----	AP & UPI First
	Dexter Bailey -----	AP & UPI Second
	Jeff Jenkins -----	AP & UPI Second
1984	Victor Fleming -----	UPI First & AP Second
	Jeff Jenkins -----	AP & UPI Second
1985	Richie Harris -----	UPI Second
	Byron Larkin -----	AP & UPI Newcomer of the Year
1986	Byron Larkin -----	AP & UPI First & Player of the Year
	Richie Harris -----	UPI First & AP Second
	Ralph Lee -----	AP Second
	Walt McBride -----	UPI Second
	Pete Gillen -----	AP Coach of the Year
1987	Byron Larkin -----	First
1988	Byron Larkin -----	First & Player of the Year
	Stan Kimbrough -----	Second
	Tyrone Hill -----	Second
	Derek Strong -----	All-Newcomer
	Jamal Walker -----	All-Newcomer
	Pete Gillen -----	Coach of the Year
1989	Tyrone Hill -----	First
	Stan Kimbrough -----	Second
1990	Tyrone Hill -----	First & Player of the Year
	Derek Strong -----	Second
	Jamal Walker -----	Second
	Jamie Gladden -----	All-Newcomer & Newcomer of the Year
	Pete Gillen -----	Coach of the Year
1991	Jamie Gladden -----	First
	Jamal Walker -----	First
	Michael Davenport -----	Second
	Brian Grant -----	Second & All-Newcomer
1992	Jamie Gladden -----	First
	Aaron Williams -----	First
	Brian Grant -----	Second
	Michael Hawkins -----	All-Newcomer
1993	Brian Grant -----	First & Player of the Year
	Jamie Gladden -----	First
	Pete Gillen -----	Coach of the Year
1994	Brian Grant -----	First & Player of the Year
	Tyrice Walker -----	Second
	Jeff Massey -----	All-Newcomer & Newcomer of the Year
	Pete Gillen -----	Coach of the Year
1995	Jeff Massey -----	First
	Michael Hawkins -----	Second
	T.J. Johnson -----	All-Newcomer & Freshman of the Year
	Skip Prosser -----	Coach of the Year



Midwestern Collegiate Conference

1981	Anthony Hicks -----	First & MVP
	Dwight Hollins -----	First
1983	Anthony Hicks -----	First
	Eddie Johnson -----	First
1984	Jeff Jenkins -----	First
	Victor Fleming -----	First
	John Shimko -----	First
1986	Byron Larkin -----	First & MVP
	Ralph Lee -----	First
	Richie Harris -----	First
1987	Byron Larkin -----	First & MVP
	Stan Kimbrough -----	First
1988	Byron Larkin -----	First & MVP
	Stan Kimbrough -----	First
	Tyrone Hill -----	First
1989	Tyrone Hill -----	First & MVP
	Michael Davenport -----	First
1990	Tyrone Hill -----	First
	Derek Strong -----	First
1991	Jamie Gladden -----	First & MVP
	Michael Davenport -----	First
	Jamal Walker -----	First
1993	Brian Grant -----	First

**DID YOU KNOW?**

Xavier, which was a charter member of the Midwestern Collegiate Conference (formerly the Midwestern City Conference and now the Horizon League), played its 16th and final season in the MCC in 1994-95, recording a perfect 14-0 regular season record. Xavier captured eight MCC Regular Season Championships in 16 years, including seven out of the last 10 titles through 1995. XU also won six MCC Tournament Championships, including five of the last 10 titles. XU compiled a 132-60 (.687) all-time composite record in MCC regular season play and 24-10 (.706) all-time composite record in MCC Tournament play. XU began competition in the Atlantic 10 Conference in the 1995-96 season after 16 successful years as a member of the MCC.

Year	School	Regular Season	
		Record	Finish
1979-80	Xavier	0-5	6th/6
	Loyola	5-0	1st/6
	Oral Roberts*	4-1	2nd/6
1980-81	Xavier	8-3	1st/7
	Oklahoma City*	7-4	t-2nd/7
1981-82	Xavier	1-11	7th/7
	Evansville*	10-2	1st/7
1982-83	Xavier*	10-4	2nd/8
	Loyola	12-2	1st/8
1983-84	Xavier	9-5	3rd/8
	Oral Roberts*	11-3	1st/8
1984-85	Xavier	7-7	5th/8
	Loyola*	13-1	1st/8
1985-86	Xavier*	10-2	1st/7
1986-87	Xavier*	7-5	4th/7
	Evansville	8-4	t-1st/7
	Loyola	8-4	t-1st/7
1987-88	Xavier*	9-1	1st/6
1988-89	Xavier*	7-5	3rd/7
	Evansville	10-2	1st/7
1989-90	Xavier	12-2	1st/8
	Dayton*	10-4	2nd/8
1990-91	Xavier*	11-3	1st/8
1991-92	Xavier	7-3	t-2nd/6
	Evansville*	8-2	1st/6
1992-93	Xavier	12-2	t-1st/8
	Evansville*	12-2	t-1st/8
1993-94	Xavier	8-2	1st/6
	Detroit Mercy*	5-5	4th/6
1994-95	Xavier	14-0	1st/11
	Wisconsin-Green Bay*	11-4	t-2nd/11

\* - Denotes MCC Tournament Champion





# 2018-19 OPPONENTS

<p style="text-align: center;"><b>Arizona</b></p> <p>Location: Tucson, Arizona                      Enrollment: 44,831                      Nickname: Wildcats                      Conference: Pacific-12                      Home Arena (Capacity): 14,545                      2017-18 Overall (Conference) Record: 27-8 (14-4)                      2018 Postseason: NCAA First Round: Buffalo (L)                      Head Coach (Alma Mater/Year): Sean Miller (Pittsburgh '92)                      MBB Media Contact: Matt Ensor                      Office: (520) 621-0916 • Cell: N/A                      Email: mensor@email.arizona.edu                      Website: Arizonawildcats.com                      *Possible Maui Jim Maui Invitational Opponent</p>	<p style="text-align: center;"><b>Auburn</b></p> <p>Location: Auburn, Alabama                      Enrollment: 25,469                      Nickname: Tigers                      Conference: Southeastern (SEC)                      Home Arena (Capacity): Auburn Arena (9,121)                      2017-18 Overall (Conference) Record: 26-8 (13-5)                      2018 Postseason: NCAA Second Round: Charleston (W), Clemson (L)                      Head Coach (Alma Mater/Year): Bruce Pearl (Boston College '82)                      MBB Media Contact: Cody Voga                      Office: N/A • Cell: (334) 750-9023                      Email: voga@auburn.edu                      Website: www.auburntigers.com                      *Maui Jim Maui Invitational Opponent</p>	<p style="text-align: center;"><b>Cincinnati</b></p> <p>Location: Cincinnati, Ohio                      Enrollment: 45,949                      Nickname: Bearcats                      Conference: American Athletic (AAC)                      Home Arena (Capacity): Fifth Third Arena (12,012)                      2017-18 Overall (Conference) Record: 31-5 (16-2)                      2018 Postseason: NCAA Second Round: Georgia State (W), Nevada (L)                      Head Coach (Alma Mater/Year): Mick Cronin (Cincinnati '97)                      MBB Media Contact: Andre Foushee                      Office: (513) 556-5182 • Cell: (859) 797-7871                      Email: Andre.foushee@uc.edu                      Website: GoBEARCATS.com</p>	<p style="text-align: center;"><b>Detroit Mercy</b></p> <p>Location: Detroit, Michigan                      Enrollment: 5,113                      Nickname: Titans                      Conference: Horizon League                      Home Arena (Capacity): Calihan Hall (7,917)                      2017-18 Overall (Conference) Record: 8-24 (4-14)                      2018 Postseason: N/A                      Head Coach (Alma Mater/Year): Mike Davis (Alabama '83)                      MBB Media Contact: P.J. Gradowski                      Office: (313) 993-1700 ext.7325 • Cell: (313) 585-0982                      Email: gradowpj@udmercy.edu                      Website: www.detroittitans.com</p>
<p style="text-align: center;"><b>Duke</b></p> <p>Location: Durham, North Carolina                      Enrollment: 6,485 (Undergraduate)                      Nickname: Blue Devils                      Conference: Atlantic Coast (ACC)                      Home Arena (Capacity): Cameron Indoor Stadium (9,314)                      2017-18 Overall (Conference) Record: 29-8 (13-5)                      2018 Postseason: NCAA Elite Eight: Iona (W), Rhode Island (W), Syracuse (W), Kansas (L)                      Head Coach (Alma Mater/Year): Mike Krzyzewski (Army '69)                      MBB Media Contact: Mike DeGeorge                      Office: (919) 668-1712 • Cell: (919) 384-6601                      Email: Mvd8@duke.edu                      Website: www.GoDuke.com                      *Possible Maui Jim Maui Invitational Opponent</p>	<p style="text-align: center;"><b>Eastern Kentucky</b></p> <p>Location: Richmond, Kentucky                      Enrollment: 16,612                      Nickname: Colonels                      Conference: Ohio Valley Conference (OVC)                      Home Arena (Capacity): Paul S. McBrayer Arena(6,500)                      2017-18 Overall (Conference) Record: 11-20 (5-13)                      2018 Postseason: N/A                      Head Coach (Alma Mater/Year): A.W. Hamilton (Marshall '05)                      MBB Media Contact: Steve Fohl                      Office: (859) 622-1253 • Cell: N/A                      Email: rp113@evansville.edu                      Website: www.ekusports.com</p>	<p style="text-align: center;"><b>Evansville</b></p> <p>Location: Evansville, Indiana                      Enrollment: 2,516                      Nickname: Purple Aces                      Conference: Missouri Valley Conference                      Home Arena (Capacity): The Ford Center (10,000)                      2017-18 Overall (Conference) Record: 17-15 (7-11)                      2018 Postseason: N/A                      Head Coach (Alma Mater/Year): Walter McCarty (Kentucky '96)                      MBB Media Contact: Bob Pristash                      Office: (812) 488-2285 • Cell: (812) 266-5288                      Email: rp113@evansville.edu                      Website: www.gopurpleaces.com</p>	<p style="text-align: center;"><b>Gonzaga</b></p> <p>Location: Spokane, Washington                      Enrollment: 7,506                      Nickname: Zags, Bulldogs                      Conference: West Coast Conference                      Home Arena (Capacity): McCarthey Athletic Center (6,000)                      2017-18 Overall (Conference) Record: 32-5 (17-1)                      2018 Postseason: NCAA Sweet 16: UNCG (W), Ohio State (W), Florida State (L)                      Head Coach (Alma Mater/Year): Mark Few (Gonzaga '93)                      MBB Media Contact: Barrett Henderson                      Office: (509) 313-4288 • Cell: (541) 805-5687                      Email: hendersonb@gonzaga.edu                      Website: www.gozags.com                      *Possible Maui Jim Maui Invitational Opponent</p>
<p style="text-align: center;"><b>Illinois</b></p> <p>Location: Champaign, Illinois                      Enrollment: 48,216                      Nickname: Fighting Illini                      Conference: Big Ten                      Home Arena (Capacity): State Farm Center (15,500)                      2017-18 Overall (Conference) Record: 14-18 (4-14)                      2018 Postseason: N/A                      Head Coach (Alma Mater/Year): Brad Underwood (Kansas St. '86)                      MBB Media Contact: Derrick Burson                      Office: (217) 333-0933                      Email: burson@illinois.edu                      Website: www.fightingillini.com                      *Possible Maui Jim Maui Invitational Opponent</p>	<p style="text-align: center;"><b>Iowa State</b></p> <p>Location: Ames, Iowa                      Enrollment: 34,992                      Nickname: Cyclones                      Conference: Big 12                      Home Arena (Capacity): Hilton Coliseum (14,384)                      2017-18 Overall (Conference) Record: 13-18 (4-14)                      2018 Postseason: N/A                      Head Coach (Alma Mater/Year): Steve Prohm (Alabama '97)                      MBB Media Contact: Matt Shoultz                      Office: (515) 294-1393 • Cell: (515) 520-7642                      Email: mshoultz@iastate.edu                      Website: www.cyclones.com                      *Possible Maui Jim Maui Invitational Opponent</p>	<p style="text-align: center;"><b>IUPUI</b></p> <p>Location: Indianapolis, Indiana                      Enrollment: 30,000                      Nickname: Jaguars                      Conference: Horizon League                      Home Arena (Capacity): Indiana Farmers Coliseum (6,800)                      2017-18 Overall (Conference) Record: 11-19 (8-10)                      2018 Postseason: N/A                      Head Coach (Alma Mater/Year): Jason Gardner (Arizona '03)                      MBB Media Contact: Ed Holdaway                      Office: (317) 274-2725 • Cell: (317) 908-2645                      Email: eholdawa@iupui.edu                      Website: www.IUPUIJags.com</p>	<p style="text-align: center;"><b>Miami (Ohio)</b></p> <p>Location: Oxford, Ohio                      Enrollment: 19,700                      Nickname: RedHawks                      Conference: Mid-American Conference                      Home Arena (Capacity): Millet Hall (6,400)                      2017-18 Overall (Conference) Record: 16-18 (8-10)                      2018 Postseason: College Basketball Invitational: L, Campbell                      Head Coach (Alma Mater/Year): Jack Owens (Eastern Illinois '99)                      MBB Media Contact: Mike Roth                      Office: (513) 529-7092 • Cell: (513) 330-0023                      Email: rothmb@miamioh.edu                      Website: www.miamiredhawks.com</p>
<p style="text-align: center;"><b>Missouri</b></p> <p>Location: Columbia, Missouri                      Enrollment: 30,870                      Nickname: Tigers                      Conference: Southeastern (SEC)                      Home Arena (Capacity): Mizzou Arena (15,061)                      2017-18 Overall (Conference) Record: 20-13 (10-8)                      2018 Postseason: N/A                      Head Coach (Alma Mater/Year): Cuonzo Martin (Purdue, '00)                      MBB Media Contact: R.J. Layton                      Office: (573) 882-7826 • Cell: (765) 491-5348                      Email: Laytonr@missouri.edu                      Website: www.mutigers.com</p>	<p style="text-align: center;"><b>Oakland</b></p> <p>Location: Rochester, Michigan                      Enrollment: 19,333                      Nickname: Golden Grizzlies                      Conference: Horizon League                      Home Arena (Capacity): Athletics Center O'rena (4,000)                      2017-18 Overall (Conference) Record: 19-14 (10-8)                      2018 Postseason: N/A                      Head Coach (Alma Mater/Year): Greg Kampe (Bowling Green State '78)                      MBB Media Contact: Max King                      Office: (248) 370-3138 • Cell: (518) 803-6980                      Email: maxking@oakland.edu                      Website: GoldenGrizzlies.com</p>	<p style="text-align: center;"><b>Ohio</b></p> <p>Location: Athens, Ohio                      Enrollment: 36,215                      Nickname: Bobcats                      Conference: Mid-American Conference                      Home Arena (Capacity): The Convocation Center (13,080)                      2017-18 Overall (Conference) Record: 14-17 (7-11)                      2018 Postseason: N/A                      Head Coach (Alma Mater/Year): Saul Phillips (UWP '96)                      MBB Media Contact: TBA                      Office: (740) 593-1298                      Website: www.ohiobobcats.com</p>	<p style="text-align: center;"><b>San Diego State</b></p> <p>Location: San Diego, California                      Enrollment: 33,726                      Nickname: Aztecs                      Conference: Mountain West                      Home Arena (Capacity): Viejas Arena (12,414)                      2017-18 Overall (Conference) Record: 22-11 (11-7)                      2018 Postseason: NCAA First Round: Houston (L)                      Head Coach (Alma Mater/Year): Brian Dutcher (Minnesota '82)                      MBB Media Contact: Mike May                      Office: (619) 594-5547 • Cell: (619) 957-8372                      Email: Mmay@mail.sdsu.edu                      Website: GoAztecs.com                      *Possible Maui Jim Maui Invitational Opponent</p>

**Wisconsin**

Location: Madison, Wisconsin  
 Enrollment: 42,041  
 Nickname: Badgers  
 Conference: Big Ten  
 Home Arena (Capacity): Kohl Center (17,287)  
 2017-18 Overall (Conference) Record: 15-18 (7-11)  
 2018 Postseason: N/A  
 Head Coach (Alma Mater/Year): Greg Gard (UW-Platteville '95)  
 MBB Media Contact: Patrick Herb  
 Cell: (608) 957-2085  
 Email: PAH@athletics.wisc.edu  
 Website: www.uwbadgers.com



**Butler**

Location: Indianapolis, Indiana  
 Enrollment: 4,726 (undergraduate)  
 Nickname: Bulldogs  
 Conference: BIG EAST  
 Home Arena (Capacity): Hinkle Fieldhouse (9,100)  
 2017-18 Overall (Conference) Record: 21-14 (9-9)  
 2018 Postseason: NCAA Second Round: Arkansas (W), Purdue (L)  
 Head Coach (Alma Mater/Year): LaVall Jordan (Butler '01)  
 MBB Media Contact: John Dedman  
 Office: (317) 940-9414 • Cell: (317) 491-5462  
 Email: jdedman@butler.edu  
 Website: www.butlersports.com



**DEFENDING BIG EAST CONFERENCE  
 REGULAR SEASON CHAMPIONS**



Xavier won its first BIG EAST Men's Basketball Regular Season Championship with a 15-3 record in the 2017-18 season. The Musketeers are in their sixth season as a member of the BIG EAST Conference.

**Creighton**

Location: Omaha, Nebraska  
 Enrollment: 8,910  
 Nickname: Bluejays  
 Conference: BIG EAST  
 Home Arena (Capacity): CHI Health Center Omaha (17,352)  
 2017-18 Overall (Conference) Record: 21-12 (10-8)  
 2018 Postseason: NCAA First Round: Kansas State (L)  
 Head Coach (Alma Mater/Year): Greg McDermott (Northern Iowa '88)  
 MBB Media Contact: Rob Anderson  
 Office: (402) 280-5544 • Cell: (402) 660-5854  
 Email: randerson@creighton.edu  
 Website: www.gocreighton.com

**DePaul**

Location: Chicago, Illinois  
 Enrollment: 23,110  
 Nickname: Blue Demons  
 Conference: BIG EAST  
 Home Arena (Capacity): Wintrust Arena (10,387)  
 2017-18 Overall (Conference) Record: 11-20 (4-14)  
 2018 Postseason: N/A  
 Head Coach (Alma Mater/Year): Dave Leitao (Northeastern '82)  
 MBB Media Contact: Greg Greenwell  
 Office: (773) 325-7546 • Cell: (773) 343-3722  
 Email: gggreenwe@depaul.edu  
 Website: www.depaulbluedemons.com

**Georgetown**

Location: Washington D.C.  
 Enrollment: 19,005  
 Nickname: Hoyas  
 Conference: BIG EAST  
 Home Arena (Capacity): Capital One Arena (20,600)  
 2017-18 Overall (Conference) Record: 15-15 (5-13)  
 2018 Postseason: N/A  
 Head Coach (Alma Mater/Year): Patrick Ewing (Georgetown '85)  
 MBB Media Contact: Lori Hamamoto  
 Office: (202) 687-3788 • Cell: (917) 270-2787  
 Email: lori.hamamoto@georgetown.edu  
 Website: www.guhoyas.com

**Marquette**

Location: Milwaukee, Wisconsin  
 Enrollment: 11,426  
 Nickname: Golden Eagles  
 Conference: BIG EAST  
 Home Arena (Capacity): Fiserv Forum (17,600)  
 2017-18 Overall (Conference) Record: 21-14 (9-9)  
 2018 Postseason: NIT Quarterfinals: Harvard (W), Oregon (W), Penn State (L)  
 Head Coach (Alma Mater/Year): Steve Wojciechowski (Duke '98)  
 MBB Media Contact: Scott Kuykendall  
 Office: (414) 288-4794 • Cell: (414) 807-3490  
 Email: scott.kuykendall@marquette.edu  
 Website: www.gomarquette.com

**Providence**

Location: Providence, Rhode Island  
 Enrollment: 4,874  
 Nickname: Friars  
 Conference: BIG EAST  
 Home Arena (Capacity): Dunkin' Donuts Center (12,410)  
 2017-18 Overall (Conference) Record: 21-14 (10-8)  
 2018 Postseason: NCAA First Round: Texas A&M (L)  
 Head Coach (Alma Mater/Year): Ed Cooley (Stonehill '94)  
 MBB Media Contact: Arthur Parks  
 Office: (401) 865-2759 • Cell: (401) 378-7334  
 Email: aparks@providence.edu  
 Website: www.friars.com

**Seton Hall**

Location: South Orange, New Jersey  
 Enrollment: 10,400  
 Nickname: Pirates  
 Conference: BIG EAST  
 Home Arena (Capacity): Prudential Center (10,481)  
 2017-18 Overall (Conference) Record: 22-12 (10-8)  
 2018 Postseason: NCAA Second Round: N.C. State (W), Kansas (L)  
 Head Coach (Alma Mater/Year): Kevin Willard (Pittsburgh '97)  
 MBB Media Contact: Thomas Chen  
 Office: (973) 761-9493 • Cell: (914) 843-7185  
 Email: thomas.chen@shu.edu  
 Website: www.shupirates.com

**St. John's**

Location: Queens, New York  
 Enrollment: 21,087  
 Nickname: Red Storm  
 Conference: BIG EAST  
 Home Arenas (Capacity): Madison Square Garden (19,786) and Carnesecca Arena (5,602)  
 2017-18 Overall (Conference) Record: 16-17 (4-14)  
 2018 Postseason: N/A  
 Head Coach (Alma Mater/Year): Chris Mullin (St. John's '98)  
 MBB Media Contact: Stephen Dombroski  
 Office: (718) 990-6897 • Cell: (518) 928-6103  
 Email: dombross@stjohns.edu  
 Website: www.redstormsports.com

**Villanova**

Location: Villanova, Pennsylvania  
 Enrollment: 10,983  
 Nickname: Wildcats  
 Conference: BIG EAST  
 Home Arenas (Capacity): Wells Fargo Center (21,000) and Finneran Pavilion (6,500)  
 2017-18 Overall (Conference) Record: 36-4 (14-4)  
 2018 Postseason: NCAA Championship: Radford (W), Alabama (W), West Virginia (W), Texas Tech (W), Kansas (W), Michigan (W)  
 Head Coach (Alma Mater/Year): Jay Wright (Bucknell '83)  
 MBB Media Contact: Mike Sheridan  
 Office: (610) 519-4145 • Cell: (610) 999-7558  
 Email: michael.sheridan@villanova.edu  
 Website: www.villanova.com



# 2018-19 OPPONENT GAME-BY-GAME SERIES RECORDS

^ BIG EAST Championship (MSG in New York City)  
 + Atlantic 10 Championship  
 † MCC Championship  
 \$ NCAA National  
 # National Invitation Tournament



## ARIZONA – Series is tied 1-1

2016-17 XU 73-71 \$ San Jose, Calif. 3/23  
 2014-15 UA 60-68 \$ Los Angeles, Calif. 3/26

## AUBURN – Xavier leads 5-4

2015-16 XU 85-61 Cintas Center 12/19  
 2014-15 AU 89-88(2OT) Away 12/6  
 2008-09 XU 81-74 Cintas Center 12/3  
 2007-08 XU 80-57 Away 1/6  
 1972-73 XU 67-60 Schmidt Fieldhouse 12/19  
 1971-72 XU 71-60 Away 12/18  
 1970-71 AU 86-73 Norfolk, Va. 12/29  
 1968-69 AU 75-73 Mobile, Ala. 12/28  
 1962-63 AU 63-57 New Orleans, La. 12/28

## BUTLER - Xavier leads 40-20

2017-18 XU 98-83 (OT) Away 2/6  
 XU 86-79 Cintas Center 1/2  
 2016-17 XU 62-57 ^ New York, N.Y. 3/9  
 BU 88-79 Cintas Center 2/26  
 BU 83-78 Away 1/14  
 2015-16 XU 74-57 Away 2/13  
 XU 88-69 Cintas Center 1/2  
 2014-15 XU 67-61 (OT) ^ New York, N.Y. 3/12  
 XU 73-56 Cintas Center 2/21  
 BU 88-76 Away 1/10  
 2013-14 XU 64-50 Away 2/11  
 XU 79-68 Cintas Center 1/4  
 2012-13 BU 67-62 Away 3/9  
 XU 62-47 Cintas Center 11/13  
 2011-12 XU 73-61 Away 12/7  
 2010-11 XU 51-49 Cintas Center 12/9  
 2009-10 BU 69-68 Away 12/19  
 2008-09 BU 74-65 Cintas Center 12/23  
 1998-99 XU 73-66 Away 11/17  
 1997-98 XU 93-66 Cincinnati Gardens 12/30  
 1994-95 XU 81-66 Away 2/25  
 1993-94 XU 93-73 Cincinnati Gardens 2/16  
 XU 86-80 Away 1/15  
 1992-93 XU 80-66 Away 2/20  
 XU 63-59 Cincinnati Gardens 1/21  
 1991-92 BU 78-61 † Riverfront Coliseum 3/13  
 BU 96-86 Cincinnati Gardens 3/7  
 XU 98-75 Away 2/18  
 1990-91 XU 105-93 Away 2/23  
 XU 80-73 Cincinnati Gardens 2/12  
 1989-90 XU 96-61 † Dayton, Ohio 3/8  
 XU 80-66 Away 2/24  
 XU 81-57 Cincinnati Gardens 1/27  
 1988-89 XU 85-75 Cincinnati Gardens 3/2  
 BU 79-76 Away 1/28  
 1987-88 XU 71-70 Away 3/6

XU 89-74 Cincinnati Gardens 2/6  
 1986-87 XU 104-98 † Indianapolis, Ind. 2/26  
 XU 69-67 Cincinnati Gardens 2/19  
 BU 86-84 (2OT) Away 1/31  
 1985-86 XU 86-61 Away 2/20  
 XU 77-56 Cincinnati Gardens 2/1  
 1984-85 BU 81-73 Away 2/23  
 BU 61-59 Cincinnati Gardens 1/26  
 1983-84 XU 78-68 Cincinnati Gardens 2/25  
 BU 55-53 Away 1/28  
 1982-83 BU 72-52 Away 2/7  
 XU 51-49 Schmidt Fieldhouse 1/17  
 1981-82 XU 72-53 Schmidt Fieldhouse 2/8  
 BU 73-62 Away 1/11  
 1980-81 XU 74-62 Schmidt Fieldhouse 2/7  
 BU 73-72 Away 1/17  
 1979-80 BU 91-81 Away 2/9  
 1978-79 XU 73-72 Schmidt Fieldhouse 2/24  
 BU 56-54 Away 1/27  
 1977-78 XU 68-60 Schmidt Fieldhouse 2/22  
 BU 61-55 Away 12/10  
 1976-77 XU 66-60 (OT) Away 12/23  
 1940-41 BU 57-33 Away 1/4  
 1936-37 XU 28-26 Schmidt Fieldhouse 1/16

## CINCINNATI - Cincinnati leads 50-35

2017-18 XU 89-76 Cintas Center 12/2  
 2016-17 UC 86-78 Away 1/26  
 2015-16 XU 65-55 Cintas Center 12/12  
 2014-15 XU 59-57 Fifth Third Arena 2/18  
 2013-14 XU 64-47 U.S. Bank Arena 12/14  
 2012-13 UC 60-45 U.S. Bank Arena 12/19  
 2011-12 XU 76-53 Cintas Center 12/10  
 2010-11 UC 66-46 Away 1/6  
 2009-10 XU 83-79 (2OT) Cintas Center 12/13  
 2008-09 XU 76-66 Away 12/13  
 2007-08 XU 64-59 Cintas Center 12/12  
 2006-07 UC 67-57 Away 12/13  
 2005-06 XU 73-71 (OT) Cintas Center 1/19  
 2004-05 UC 65-54 Away 2/10  
 2003-04 XU 71-69 Cintas Center 2/3  
 2002-03 XU 50-44 Away 12/7  
 2001-02 UC 75-55 Cintas Center 12/14  
 2000-01 XU 69-67 Away 12/14  
 1999-00 XU 66-64 Cincinnati Gardens 12/18  
 1998-99 UC 87-77 Away 1/28  
 1997-98 XU 88-68 Cincinnati Gardens 12/13  
 1996-97 XU 71-69 Away 11/26  
 1995-96 UC 99-90 Cincinnati Gardens 1/17  
 1994-95 UC 87-80 Away 1/9  
 1993-94 XU 82-76 (OT) Cincinnati Gardens 1/19  
 1992-93 UC 78-67 Away 1/27  
 1991-92 UC 93-75 Cincinnati Gardens 1/29  
 1990-91 UC 69-56 Away 1/30  
 1989-90 XU 90-88 (OT) Cincinnati Gardens 1/31  
 1988-89 UC 86-76 Cincinnati Gardens 2/1  
 1987-88 XU 98-80 Cincinnati Gardens 1/12  
 1986-87 UC 75-73 Riverfront Coliseum 1/29  
 1985-86 XU 80-76 Cincinnati Gardens 1/30  
 1984-85 XU 55-52 Riverfront Coliseum 1/23  
 1983-84 XU 72-63 Cincinnati Gardens 1/26  
 1982-83 UC 73-58 Riverfront Coliseum 1/26  
 1981-82 XU 53-51 Riverfront Coliseum 1/27  
 1980-81 UC 79-72 Riverfront Coliseum 2/18  
 1979-80 XU 77-69 Riverfront Coliseum 2/4  
 1978-79 UC 60-58 Riverfront Coliseum 2/12  
 1977-78 UC 59-54 Riverfront Coliseum 2/13  
 1976-77 UC 77-68 Riverfront Coliseum 2/16  
 1975-76 UC 81-74 Riverfront Coliseum 2/18  
 1974-75 UC 66-57 Cincinnati Gardens 2/26  
 1973-74 UC 68-56 Cincinnati Gardens 2/20  
 1972-73 UC 78-68 Cincinnati Gardens 2/21  
 1971-72 UC 76-71 Cincinnati Gardens 2/16  
 1970-71 XU 66-65 Cincinnati Gardens 2/17  
 1969-70 UC 85-72 Cincinnati Gardens 2/17  
 1968-69 UC 52-50 Cincinnati Gardens 1/8  
 1967-68 XU 72-71 Cincinnati Gardens 3/5

1966-67 UC 79-69 (OT) Cincinnati Gardens 3/3  
 1965-66 UC 67-62 Cincinnati Gardens 3/3  
 1964-65 UC 102-72 Cincinnati Gardens 3/3  
 1963-64 UC 94-92 Cincinnati Gardens 3/4  
 1962-63 UC 72-61 Cincinnati Gardens 2/26  
 1961-62 UC 61-58 Cincinnati Gardens 3/1  
 1960-61 UC 89-53 Cincinnati Gardens 3/2  
 1959-60 UC 86-68 Cincinnati Gardens 3/8  
 1958-59 UC 92-66 Cincinnati Gardens 1/24  
 1957-58 UC 80-68 Cincinnati Gardens 3/8  
 UC 79-68 Away 12/14  
 1956-57 UC 69-57 Away 2/13  
 XU 88-62 Cincinnati Gardens 1/9  
 1955-56 XU 79-72 (OT) Away 2/8  
 UC 71-66 Cincinnati Gardens 1/17  
 1954-55 UC 70-69 Away 2/9  
 XU 67-64 Cincinnati Gardens 1/6  
 1953-54 UC 81-76 Cincinnati Gardens 2/10  
 XU 77-58 Cincinnati Gardens 1/6  
 1952-53 XU 70-68 Cincinnati Gardens 2/10  
 XU 81-78 Cincinnati Gardens 1/6  
 1951-52 UC 68-63 Cincinnati Gardens 2/13  
 XU 77-70 Cincinnati Gardens 12/29  
 1950-51 UC 81-66 Cincinnati Gardens 3/8  
 UC 83-70 Cincinnati Gardens 12/28  
 1949-50 UC 59-48 Cincinnati Gardens 3/18  
 XU 54-53 Cincinnati Gardens 3/9  
 1948-49 UC 57-46 Cincinnati Gardens 3/9  
 XU 71-64 Schmidt Fieldhouse 2/5  
 1947-48 UC 52-45 Schmidt Fieldhouse 3/6  
 1946-47 XU 76-51 Schmidt Fieldhouse 2/23  
 1945-46 UC 53-39 Schmidt Fieldhouse 2/27  
 1942-43 XU 51-37 Schmidt Fieldhouse 3/3  
 1927-28 XU 29-25 Schmidt Fieldhouse 3/7

## CREIGHTON - Xavier leads 15-12

2017-18 XU 72-71 Away 2/10  
 XU 92-70 Cintas Center 1/13  
 2016-17 CU 75-72 ^ New York, N.Y. 3/10  
 XU 82-80 Away 2/4  
 UC 72-67 Cintas Center 1/16  
 2015-16 XU 98-93 Cintas Center 3/5  
 XU 70-56 Away 2/9  
 2014-15 XU 74-73 Away 3/7  
 UC 79-72 (OT) Cintas Center 2/4  
 2013-14 UC 86-78 ^ New York, N.Y. 3/14  
 XU 75-69 Cintas Center 3/1  
 CU 95-89 Away 1/12  
 2009-10 XU 80-67 Lake Buena Vista, Fla. 11/27  
 2007-08 XU 79-66 Cintas Center 12/5  
 2006-07 UC 73-67 Away 12/9  
 2005-06 UC 61-59 Away 12/18  
 2004-05 UC 73-72 Cintas Center 11/30  
 2002-03 XU 75-73 Cintas Center 12/31  
 2001-02 XU 72-65 Away 12/22  
 1986-87 XU 74-73 Cincinnati Gardens 12/13  
 1985-86 XU 56-53 Away 12/4  
 1962-63 XU 80-67 Louisville, KY. 3/8  
 1960-61 XU 92-63 Schmidt Fieldhouse 1/2  
 1959-60 XU 75-73 Schmidt Fieldhouse 1/2  
 1947-48 XU 62-36 Schmidt Fieldhouse 1/3  
 1940-41 CU 42-39 Schmidt Fieldhouse 1/3  
 1937-38 CU 34-29 Schmidt Fieldhouse 1/3

## DEPAUL - Xavier leads 13-9

2017-18 XU 65-62 Away 3/3  
 XU 77-72 Cintas Center 12/30  
 2016-17 XU 75-64 ^ New York, N.Y. 3/8  
 XU 79-65 Away 3/4  
 XU 72-61 Cintas Center 2/8  
 2015-16 XU 86-65 Away 1/30  
 XU 84-64 Cintas Center 1/12  
 2014-15 XU 89-76 Cintas Center 1/24  
 DU 71-68 Away 1/3  
 2013-14 XU 83-64 Cintas Center 2/19  
 XU 84-74 Away 1/20  
 1997-98 XU 73-56 Cleveland, Ohio 12/27

Schmidt Fieldhouse 2/9  
 Away 2/7  
 Schmidt Fieldhouse 2/26  
 Away 3/3  
 Schmidt Fieldhouse 1/7  
 Away 1/13  
 Schmidt Fieldhouse 1/31  
 Away 2/11  
 Buffalo, N.Y. 12/28  
 Away 1/16

## DETROIT MERCY – Xavier leads 51-43

2006-07 XU 88-55 Cintas Center 12/5  
 1994-95 XU 72-65 Cincinnati Gardens 2/4  
 XU 72-63 Away 1/7  
 1993-94 UDM 79-75 † Indianapolis, Ind. 3/7  
 UDM 86-82 Away 2/19  
 XU 75-68 Cincinnati Gardens 1/26  
 1992-93 XU 93-74 Cincinnati Gardens 2/27  
 UDM 97-90 (OT) Away 1/9  
 UDM 93-88 Away 1/25  
 XU 84-80 Cincinnati Gardens 1/11  
 1990-91 XU 66-59 † Dayton, Ohio 3/7  
 XU 69-67 Away 1/24  
 XU 91-66 Cincinnati Gardens 12/30  
 1989-90 XU 74-62 Away 2/22  
 XU 88-83 Cincinnati Gardens 1/25  
 1988-89 XU 86-64 Cincinnati Gardens 2/20  
 UDM 89-80 Away 1/14  
 XU 122-96 † Indianapolis, Ind. 3/12  
 XU 114-97 Away 2/15  
 XU 105-84 Cincinnati Gardens 1/18  
 1986-87 XU 80-58 Cincinnati Gardens 2/7  
 XU 72-50 Away 1/10  
 1985-86 UDM 80-71 Away 2/8  
 UDM 76-72 Cincinnati Gardens 1/11  
 1984-85 XU 77-69 † Tempe, Ariz. 3/7  
 UDM 87-83 Away 2/2  
 XU 68-63 Cincinnati Gardens 1/5  
 1983-84 XU 54-52 Cincinnati Gardens 2/4  
 XU 78-58 Away 1/7  
 1982-83 XU 90-70 † Evansville, Ind. 3/10  
 XU 69-61 Riverfront Coliseum 2/19  
 XU 70-56 Away 1/22  
 1981-82 UDM 82-78 Away 2/13  
 UDM 73-64 Schmidt Fieldhouse 1/16  
 UDM 72-68 (OT) at New York, N.Y. 11/28  
 1980-81 XU 69-65 Away 1/24  
 1979-80 UDM 102-99 Away 2/7  
 UDM 95-79 Schmidt Fieldhouse 1/28  
 1978-79 UDM 88-69 Cincinnati Gardens 2/28  
 XU 74-70 Away 2/24  
 1977-78 UDM 82-77 Schmidt Fieldhouse 2/25  
 UDM 80-74 Away 2/4  
 1976-77 UDM 91-66 Away 2/26  
 UDM 85-76 Schmidt Fieldhouse 2/5  
 1975-76 XU 82-80 (OT) Schmidt Fieldhouse 2/14  
 UDM 94-64 Away 12/20  
 1974-75 UDM 70-59 Away 2/22  
 XU 87-84 Schmidt Fieldhouse 1/25  
 1973-74 XU 80-67 Schmidt Fieldhouse 2/25  
 UDM 79-78 Away 2/16  
 1972-73 UDM 83-81 Away 2/10  
 UDM 79-73 Schmidt Fieldhouse 1/13  
 1971-72 UDM 69-56 Away 2/12  
 UDM 70-66 Schmidt Fieldhouse 1/22  
 1970-71 UDM 80-71 Away 2/6  
 UDM 78-76 Schmidt Fieldhouse 1/16  
 1969-70 XU 70-67 Away 1/31  
 UDM 78-73 Schmidt Fieldhouse 1/18  
 1968-69 XU 104-67 Schmidt Fieldhouse 2/15  
 UDM 98-84 Away 1/18  
 1967-68 XU 84-81 Schmidt Fieldhouse 1/15  
 UDM 85-84 Away 12/9  
 1966-67 XU 84-78 Away 1/7  
 XU 104-89 Schmidt Fieldhouse 2/10  
 1965-66 UDM 95-87 Schmidt Fieldhouse 1/24

UDM 105-86 Away 12/13  
 UDM 108-92 Schmidt Fieldhouse 1/25  
 UDM 123-110 Away 12/14  
 1963-64 XU 114-112 Away 2/15  
 XU 121-113 Schmidt Fieldhouse 1/6  
 1962-63 XU 87-71 Schmidt Fieldhouse 1/6  
 UDM 93-75 Away 12/10  
 1961-62 XU 89-82 Schmidt Fieldhouse 1/29  
 UDM 88-73 Away 12/11  
 1960-61 XU 99-96 Schmidt Fieldhouse 2/6  
 1959-60 XU 73-71 Schmidt Fieldhouse 2/13  
 UDM 95-71 Away 12/14  
 1958-59 XU 80-58 Away 12/13  
 1947-48 XU 59-36 Schmidt Fieldhouse 1/31  
 1940-41 XU 39-35 Schmidt Fieldhouse 1/31  
 XU 37-30 Away 2/24  
 1939-40 XU 46-41 Schmidt Fieldhouse 2/24  
 UDM 36-31 Away 2/3  
 1938-39 UDM 41-37 Away 2/25  
 XU 48-33 Schmidt Fieldhouse 1/21  
 1932-33 XU 27-12 at UDM  
 1931-32 XU 37-23 Schmidt Fieldhouse 1/21  
 UDM 22-21 (OT) at UDM  
 1930-31 XU 22-17 at UDM  
 UDM 26-20 at UDM  
 1929-30 UDM 36-24 Schmidt Fieldhouse 1/21  
 XU 23-18 at UDM  
 1928-29 UDM 24-19 at UDM  
 XU 24-11 Schmidt Fieldhouse 2/5

## DUKE – Duke leads 4-0

2008-09 DU 64-82 East Rutherford, N.J. 12/20  
 2003-04 DU 63-66 \$ Atlanta, Ga. 3/28  
 1993-97 DU 60-82 Away 12/4  
 1986-87 DU 60-65 \$ Indianapolis, Ind. 3/14

## EASTERN KENTUCKY – Xavier leads 12-5

2005-06 XU 82-63 Cintas Center 1/9  
 2002-03 XU 84-60 Cintas Center 12/28  
 2000-01 XU 93-75 Cintas Center 11/22  
 1983-84 XU 55-50 Away 12/6  
 1982-83 XU 70-49 Schmidt Fieldhouse 1/11  
 1955-56 XU 93-72 Schmidt Fieldhouse 2/23  
 XU 88-65 Away 12/14  
 1954-55 XU 86-72 Schmidt Fieldhouse 1/22  
 EKU 46-60 Away 12/13  
 1953-54 XU 78-61 Schmidt Fieldhouse 2/13  
 XU 79-63 Away 1/18  
 XU 84-67 Louisville, Ky. 12/30  
 1952-53 EKU 74-91 Away 2/14  
 XU 80-68 Schmidt Fieldhouse 1/26  
 1951-52 EKU 54-58 Away 11/26  
 1945-46 EKU 46-67 Away 1/17  
 EKU 41-49 Schmidt Fieldhouse 1/5

## EVANSVILLE – Xavier leads 26-14

2013-14 XU 63-60 Cintas Center 12/10  
 1993-94 XU 73-66 Cincinnati Gardens 2/26  
 UE 91-61 Away 1/22  
 1992-93 UE 80-69 † Indianapolis, Ind. 3/13  
 XU 74-63 Cincinnati Gardens 2/13  
 XU 74-68 Away 1/27  
 1991-92 UE 82-73 Away 2/22  
 UE 76-63 Cincinnati Gardens 2/1  
 1990-91 XU 69-56 Away 2/14  
 XU 100-85 Cincinnati Gardens 1/17  
 1989-90 XU 89-78 † Dayton, Ohio 3/9  
 XU 71-52 Cincinnati Gardens 2/15  
 UE 59-51 Away 1/18  
 1988-89 XU 85-78 † Dayton, Ohio 3/11  
 UE 88-82 Away 2/16  
 XU 81-73 Cincinnati Gardens 1/19  
 1987-88 XU 102-79 Cincinnati Gardens 2/20  
 UE 86-84 Away 1/23  
 1986-87 UE 95-93 (OT) Away 2/16  
 XU 77-70 Cincinnati Gardens 1/19  
 1985-86 XU 81-72 Cincinnati Gardens 2/17

2018-19 OPPONENT GAME-BY-GAME SERIES RECORDS

1984-85	XU	78-69	Away	1/20
	XU	83-63	Cincinnati Gardens	2/11
	UE	77-71	Away	1/14
1983-84	UE	74-67	Away	2/13
	XU	73-50	Cincinnati Gardens	1/16
1982-83	XU	70-68	Away	2/16
	XU	85-65	Riverfront Coliseum	1/15
1981-82	UE	76-73	Schmidt Fieldhouse	2/6
	UE	82-52	Away	1/9
1980-81	XU	72-69	I Riverfront Coliseum	3/7
	XU	59-57	Schmidt Fieldhouse	2/28
	XU	63-60	Away	2/4
1979-80	UE	88-75	Schmidt Fieldhouse	1/9
1978-79	XU	74-60	Away	2/3
	UE	74-59	Schmidt Fieldhouse	1/10
1976-77	XU	89-79	Schmidt Fieldhouse	12/15
1950-51	UE	71-69	Owensboro, Ky.	12/19
1949-50	XU	45-36	Schmidt Fieldhouse	2/10
1946-47	XU	53-47	Terre Haute, Ind.	
<b>GEORGETOWN - Xavier leads 13-4</b>				
2017-18	XU	89-77	Away	2/21
	XU	96-91	(OT) Cintas Center	2/3
2016-17	XU	86-75	Cintas Center	1/22
	XU	81-76	Away	12/31
2015-16	XU	88-70	Away	2/20
	GU	81-72	Cintas Center	1/19
2014-15	XU	65-63	^ New York, N.Y.	3/13
	XU	66-53	Away	1/27
	XU	70-53	Cintas Center	12/31
2013-14	GU	74-52	Away	2/22
	XU	80-67	Cintas Center	1/15
1994-95	GU	68-63	\$ Tallahassee, Fla.	3/17
1989-90	XU	74-71	\$ Indianapolis, Ind.	3/18
1968-69	GU	77-63	Away	2/10
1967-68	XU	87-68	Schmidt Fieldhouse	2/4
1958-59	XU	70-62	Schmidt Fieldhouse	1/28
1953-54	XU	74-54	Away	12/14
<b>GONZAGA – Gonzaga leads 4-1</b>				
2016-17	GU	59-83	\$ San Jose, Calif.	3/25
2011-12	GU	65-72	Cintas Center	12/31
2010-11	GU	54-64	Away	12/22
2005-06	GU	75-79	\$ Salt Lake City, Utah	3/16
1960-61	XU	87-82	Schmidt Fieldhouse	12/23
<b>ILLINOIS – Illinois leads 2-1</b>				
2006-07	XU	65-59	U.S. Bank Arena	12/29
2005-06	IU	62-65	Chicago, Ill.	12/3
1961-62	IU	69-81	Away	12/18
<b>IUPUI – Xavier leads 5-0</b>				
2014-15	XU	66-43	Cintas Center	12/9
1994-95	XU	104-67	Cincinnati Gardens	11/25
1975-76	XU	90-76	Schmidt Fieldhouse	2/24
1974-75	XU	88-43	Schmidt Fieldhouse	12/4
1973-74	XU	77-42	Schmidt Fieldhouse	12/5
<b>IOWA STATE – Series tied 1-1</b>				
2004-05	XU	69-46	Cintas Center	12/30
2003-04	ISU	61-68	Away	12/23
<b>MARQUETTE - Marquette leads 49-24</b>				
2017-18	XU	89-70	Cintas Center	1/24
	XU	91-87	Away	12/27
2016-17	MU	95-84	Cintas Center	3/1
	MU	83-61	Away	2/18
2015-16	XU	90-72	^ New York, N.Y.	3/10
	XU	90-82	Cintas Center	2/6
	XU	74-66	Away	1/16
2014-15	XU	64-44	Away	2/10
	XU	62-58	Cintas Center	1/17
2013-14	MU	68-65	^ New York, N.Y.	3/13
	MU	81-72	Away	2/15
	XU	86-79	Cintas Center	1/9
2010-11	MU	66-55	\$ Cleveland, Ohio	3/18
2009-10	MU	71-61	Lake Buena Vista, Fla.	11/26

2000-01	XU	75-59	Cintas Center	12/16
1999-00	XU	67-63	# Cincinnati Gardens	3/15
	MU	65-63	Away	1/2
1990-91	XU	71-66	Cincinnati Gardens	2/7
	XU	98-93	(OT) Away	1/10
1989-90	XU	83-78	Cincinnati Gardens	2/8
	XU	86-80	Away	1/6
1988-89	XU	102-77	Cincinnati Gardens	2/25
	MU	67-61	Away	12/5
1985-86	XU	85-71	Away	2/5
1984-85	MU	69-60	Cincinnati Gardens	2/20
	MU	71-53	Away	2/13
1983-84	XU	82-68	(OT) Cincinnati Gardens	2/22
	MU	72-64	Away	1/8
1981-82	MU	63-50	Riverfront Coliseum	1/20
1980-81	MU	78-62	Away	2/10
	MU	78-59	Riverfront Coliseum	1/26
1979-80	MU	82-70	Away	2/12
	MU	76-62	Riverfront Coliseum	1/17
1978-79	MU	67-50	Away	1/20
1977-78	MU	75-53	Cincinnati Gardens	2/20
	MU	78-62	Away	1/24
1976-77	MU	85-43	Away	1/22
1975-76	MU	74-49	Schmidt Fieldhouse	3/5
	MU	82-48	Away	1/19
1974-75	MU	78-55	Away	2/8
	MU	73-55	Schmidt Fieldhouse	1/29
1973-74	MU	73-53	Schmidt Fieldhouse	1/2
	MU	68-55	Away	12/21
1972-73	MU	90-61	Cincinnati Gardens	1/29
	MU	70-52	Away	12/16
1971-72	MU	63-55	Schmidt Fieldhouse	2/28
	MU	89-59	Away	2/9
1970-71	MU	76-58	Schmidt Fieldhouse	3/6
	MU	91-60	Away	1/9
1969-70	MU	81-73	Schmidt Fieldhouse	2/23
	MU	82-73	Away	1/24
1968-69	MU	67-54	Schmidt Fieldhouse	2/18
	MU	82-69	Away	1/11
1967-68	XU	88-83	(OT) Schmidt Fieldhouse	2/26
	MU	72-57	Away	2/10
1966-67	MU	71-69	Schmidt Fieldhouse	2/15
	MU	87-69	Away	1/14
1965-66	XU	82-78	Schmidt Fieldhouse	2/16
	XU	103-64	Away	1/8
1964-65	XU	56-55	Schmidt Fieldhouse	2/27
	MU	80-73	Away	1/9
1963-64	MU	98-95	Schmidt Fieldhouse	3/7
	XU	83-81	Away	1/11
1962-63	MU	80-67	Schmidt Fieldhouse	3/2
	MU	80-57	Away	1/12
1961-62	MU	76-67	Schmidt Fieldhouse	3/10
	XU	68-61	Away	2/10
1960-61	MU	77-74	Away	3/9
	MU	88-79	(OT) Schmidt Fieldhouse	2/11
1959-60	MU	67-61	Away	3/1
	XU	79-75	Schmidt Fieldhouse	2/15
1958-59	MU	79-70	Cincinnati Gardens	2/21
	MU	86-71	Away	12/22
<b>MIAMI (OHIO) – Xavier leads 54-47</b>				
2015-16	XU	81-72	Cintas Center	11/13
2013-14	XU	77-51	Cintas Center	11/20
2011-12	XU	66-60	Cintas Center	11/18
2010-11	MU	75-64	Away	12/1
2009-10	XU	70-67	Cintas Center	12/23
2008-09	XU	60-53	Cintas Center	11/29
2007-08	MU	59-57	Away	11/13
2006-07	XU	68-53	Cintas Center	11/29
2005-06	XU	75-65	Away	12/11
2004-05	MU	66-54	Cintas Center	11/22
2003-04	XU	55-36	Away	12/9
2002-03	XU	68-58	Cintas Center	12/9
2001-02	XU	87-58	Away	11/28
2000-01	XU	68-54	Cintas Center	11/18
1999-00	MU	67-58	Away	12/8
1998-99	XU	64-56	Cincinnati Gardens	12/2

1997-98	MU	80-72	Away	12/9
1996-97	XU	92-71	Cincinnati Gardens	11/30
1995-96	MU	85-71	Away	12/6
1994-95	XU	89-70	Cincinnati Gardens	11/30
1993-94	XU	80-68	# Cincinnati Gardens	3/16
	XU	72-69	Away	12/11
1992-93	XU	70-67	Cincinnati Gardens	12/12
1991-92	MU	73-58	Away	12/14
1990-91	MU	100-95	Cincinnati Gardens	12/8
1989-90	XU	76-69	Away	12/9
1988-89	MU	68-61	Cincinnati Gardens	12/10
1987-88	XU	91-73	Away	12/12
1986-87	XU	73-55	Cincinnati Gardens	12/20
1985-86	MU	80-74	Away	12/14
1984-85	XU	88-85	Cincinnati Gardens	12/22
1983-84	MU	72-53	Away	12/10
1982-83	XU	54-50	Schmidt Fieldhouse	12/22
1980-81	MU	74-73	Riverfront Coliseum	12/13
1979-80	MU	106-87	Away	12/15
1978-79	XU	72-67	Cincinnati Gardens	1/3
1977-78	MU	62-61	Away	12/3
1976-77	MU	67-57	Schmidt Fieldhouse	3/7
1974-75	MU	86-59	Away	3/1
1973-74	MU	67-58	Schmidt Fieldhouse	3/2
1972-73	MU	54-53	Away	2/19
1971-72	XU	78-74	(OT) Schmidt Fieldhouse	3/4
	MU	84-73	Away	2/23
1970-71	MU	86-72	Schmidt Fieldhouse	2/24
	MU	73-61	Away	1/25
1969-70	MU	68-64	Schmidt Fieldhouse	3/4
1968-69	XU	66-59	Away	2/21
	MU	59-51	Schmidt Fieldhouse	2/12
	MU	60-45	Away	1/30
1967-68	MU	55-52	Away	2/22
	MU	72-65	Schmidt Fieldhouse	1/18
1966-67	MU	67-49	Away	2/4
	XU	71-68	Schmidt Fieldhouse	12/20
1965-66	MU	76-72	Away	2/21
	MU	76-68	Schmidt Fieldhouse	2/5
1964-65	MU	82-62	Schmidt Fieldhouse	2/20
	MU	97-68	Away	2/8
1963-64	MU	96-85	Away	2/22
	MU	97-85	Schmidt Fieldhouse	2/8
	XU	69-68	Buffalo, N.Y.	12/26
1962-63	XU	59-57	Away	2/11
	XU	63-62	Schmidt Fieldhouse	1/19
1961-62	MU	65-63	Away	3/3
	XU	81-68	Schmidt Fieldhouse	1/20
1960-61	XU	86-81	Away	2/27
	XU	87-79	Schmidt Fieldhouse	2/13
1959-60	XU	80-71	Schmidt Fieldhouse	1/18
	MU	82-74	Away	1/11
1958-59	XU	82-69	Schmidt Fieldhouse	3/3
	XU	85-79	Away	1/6
1957-58	MU	89-79	Away	3/1
	XU	78-65	Schmidt Fieldhouse	1/6
1956-57	XU	100-80	Schmidt Fieldhouse	3/2
	XU	84-72	Away	2/2
1955-56	MU	96-91	Away	3/3
	MU	77-76	Schmidt Fieldhouse	2/4
1954-55	XU	80-74	Schmidt Fieldhouse	2/26
1953-54	XU	90-89	Away	2/27
	XU	73-68	Schmidt Fieldhouse	1/12
1952-53	XU	110-91	Schmidt Fieldhouse	2/25
	MU	90-70	Schmidt Fieldhouse	1/14
1951-52	XU	74-67	Schmidt Fieldhouse	2/8
	MU	82-79	Schmidt Fieldhouse	1/15
1950-51	XU	72-52	Schmidt Fieldhouse	2/1
	XU	64-49	Away	1/20
1949-50	XU	51-37	Away	2/14
	MU	60-59	Schmidt Fieldhouse	1/31
1948-49	XU	64-43	Away	3/1
	MU	61-48	Schmidt Fieldhouse	1/8
1947-48	XU	61-44	Schmidt Fieldhouse	2/18
	XU	62-51	Away	1/14
1946-47	XU	58-48	Schmidt Fieldhouse	2/4

1945-46	MU	60-54	Away		
	MU	67-46	Away		
	MU	41-35	Schmidt Fieldhouse		
1938-39	XU	39-22	Schmidt Fieldhouse	1/30	
	XU	27-22	Away	1/2	
1923-24	XU	23-11	Fenwick Club		
1921-22	MU	37-20	Away		





1981 1988  
1983 1989  
1986 1990  
1987 1991

1992 2001  
1995 2002  
1997 2003  
1998 2004

2006 2010  
2007 2011  
2008 2012  
2009 2014

2015

1990 2010  
2004 2012  
2008 2015

2004  
2008

CHAMPIONS  
1997 2004  
1998 2006  
2002 2007  
2003 2008

CHAMPIONS  
2008  
2010  
2011

NIT  
CHAMPIONS  
1958

**PLENTY OF ON-CAMPUS HOME SUCCESS**

The Xavier men's basketball team has compiled a 245-36 (.872) record for its first 18 seasons in its on-campus home, the 10,224-seat Cintas Center. Xavier's winning percentage ranks as the fourth-best home court advantage in the nation based on all-time winning percentage. There is more on Cintas Center and the top home courts on page 22.

Xavier, 17-1 at home last season, broke the Cintas Center school record for wins, which was set in the 16-1 home season of 2007-08. Xavier, 9-0 at home against non-conference competition last season, has won 39 straight non-conference home games with its last loss coming in the 2012-13 season.

The attendance records also fell at Cintas Center last season. XU averaged a school-record 10,475 fans for its 18 home games, welcomed a school-record 188,554 fans and sold out a school-record 18 games. This marked the third straight year that Xavier had broken school attendance records.

Xavier has averaged 10,074 fans for its first 281 games played at the 10,224-seat Cintas Center since it opened for the 2000-01 season, including a Cintas Center record standing room only crowd of 10,817 for the Cincinnati game last season. Xavier has averaged 98.5 percent capacity of Cintas Center since the building opened.

BIG EAST games are a big draw at Cintas Center. In fact, 16 of the top 20 all-time single-game attendance totals in Cintas Center history are BIG EAST games. All nine BIG EAST rivals are represented on this top 20 list (Butler, Creighton, DePaul, Georgetown, Marquette, Providence, Seton Hall, St. John's and Villanova).



**XU AT CINTAS CENTER SINCE IT OPENED IN 2000-01:**

Season	Record	Pct.	Games	Attend.	Avg.	Sellouts
2017-18	17-1	.944	18	188,554	10,475	18
2016-17	12-4	.720	16	164,520	10,282	12
2015-16	15-1	.938	16	164,501	10,281	11
2014-15	13-3	.813	16	159,974	9,998	9
2013-14	15-2	.882	17	168,127	9,890	7
2012-13	11-4	.733	15	146,710	9,781	1
2011-12	13-3	.813	16	162,474	10,155	10
2010-11	14-1	.933	15	151,475	10,098	9
2009-10	15-0	1.000	15	151,843	10,123	7
2008-09	14-1	.933	15	151,456	10,097	11
2007-08	16-1	.941	17	170,133	10,008	9
2006-07	14-1	.933	15	148,650	9,910	5
2005-06	11-4	.733	15	146,615	9,775	4
2004-05	12-4	.750	16	160,429	10,027	7
2003-04	13-3	.813	16	158,432	9,902	8
2002-03	14-1	.933	15	152,714	10,181	14
2001-02	13-1	.929	14	143,129	10,224	13
2000-01	13-1	.929	14	141,011	10,072	12
<b>TOTALS</b>	<b>245-36</b>	<b>.872</b>	<b>281</b>	<b>2,830,747</b>	<b>10,074</b>	<b>167</b>

**Most wins in a season:** 17 in 2017-18  
**Most consecutive wins:** 30 (last nine of 2008-09; all 15 of 2009-10; first six of 2010-11)  
**Most consecutive wins in one season:** 16 (2017-18)  
**Most losses in a season:** 4 in 2004-05, 2005-06, 2012-13 and 2016-17  
**Most consecutive losses:** 3 in 2004-05 and 2016-17  
**Most sell-outs in a season:** 18 in 2017-18  
**Highest attendance:** 188,554 in 2017-18 (18 games)  
**Highest attendance average:** 10,475 in 2017-18 (18 games)  
**Highest single-game attendance:** 10,817 vs. Cincinnati (Dec. 2, 2017)

**VS. OPPONENTS AT CINTAS CENTER**

Opponent	Record	Last Game	Opponent	Record	Last Game	Opponent	Record	Last Game
Abilene Christian	1-0	2013-14	Gardner-Webb	1-0	2013-14	Purdue	2-0	2011-12
Alabama	2-0	2014-15	George Washington	9-1	2012-13	Rhode Island	6-0	2011-12
Albany	1-0	2010-11	Georgetown	4-1	2017-18	Richmond	6-2	2011-12
American	1-0	2006-07	Georgia	1-0	2011-12	Rider	1-0	2017-18
Arizona State	1-0	2006-07	Gonzaga	0-1	2011-12	Robert Morris	2-0	2012-13
Auburn	2-0	2015-16	Hampton	1-0	2017-18	Sacred Heart	1-0	2009-10
Ball State	1-0	2002-03	Iowa State	1-0	2004-05	St. Bonaventure	7-0	2011-12
Baylor	1-0	2017-18	IPFW	4-0	2011-12	Saint Joseph's	6-2	2011-12
Belmont	1-0	2007-08	IUPUI	1-0	2014-15	Saint Louis	4-2	2012-13
Bucknell	0-1	2006-07	Kent State	4-0	2017-18	Saint Peter's	1-0	2002-03
Buffalo	1-0	2016-17	La Salle	9-1	2012-13	Samford	1-0	2000-01
Butler	6-2	2017-18	Lehigh	2-0	2016-17	San Francisco	1-0	2000-01
Bowling Green	2-0	2013-14	Long Beach State	1-0	2014-15	Seton Hall	4-1	2017-18
Charlotte	5-0	2011-12	Long Island	1-0	2001-02	Siena	1-0	2001-02
Cincinnati	7-1	2017-18	Louisiana-Lafayette	1-0	2003-04	Southeast Mo. St.	1-0	2007-08
Coastal Carolina	2-0	2006-07	Louisiana-Monroe	1-0	2000-01	Southern	1-0	2005-06
Colorado	1-0	2017-18	Louisiana State	1-0	2009-10	Stephen F. Austin	1-0	2014-15
Coppin State	3-0	2007-08	Marquette	5-1	2017-18	St. John's	4-1	2017-18
Creighton	5-3	2017-18	Marshall	2-0	2017-18	Temple	6-1	2012-13
Dayton	13-0	2012-13	Massachusetts	5-2	2012-13	Tennessee	1-1	2013-14
Delaware State	1-0	2007-08	Mercer	1-0	2003-04	Toledo	1-0	2008-09
DePaul	5-0	2017-18	Memphis	1-0	2012-13	Troy	1-0	2005-06
Detroit Mercy	1-0	2006-07	Miami (Ohio)	8-1	2015-16	Utah	1-0	2016-17
Duquesne	7-1	2011-12	Missouri	1-0	2015-16	Vanderbilt	0-1	2012-13
Eastern Illinois	1-0	2005-06	Mississippi State	0-1	2004-05	VCU	0-1	2012-13
East Tennessee State	1-0	2017-18	Morehead State	3-0	2017-18	Villanova	1-4	2017-18
Eastern Kentucky	3-0	2005-06	Morgan State	1-0	2011-12	Virginia	1-0	2007-08
Eastern Washington	1-0	2016-17	Murray State	1-0	2014-15	Wake Forest	3-0	2016-17
Elon	1-0	2003-04	North Dakota State	1-0	2016-17	Western Carolina	1-0	2006-07
Evansville	1-0	2013-14	Northern Arizona	1-0	2014-15	Western Kentucky	1-0	2015-16
Fairleigh Dickinson	1-0	2012-13	Northern Iowa	1-0	2016-17	Western Michigan	1-0	2010-11
Florida	0-1	2010-11	Northern Kentucky	1-0	2015-16	Wisconsin	1-0	2001-02
Florida A&M	2-0	2005-06	Oakland	3-0	2007-08	Wofford	1-1	2012-13
Florida Gulf Coast	1-0	2014-15	Ohio	1-0	2008-09	Wright State	1-0	2015-16
Fordham	8-0	2012-13	Oral Roberts	0-1	2011-12	Youngstown State	1-0	2009-10
			Providence	5-0	2017-18			
						<b>TOTALS</b>		<b>245-36</b>



**CINTAS CENTER XU INDIVIDUAL RECORDS**

Points: .....47 by David West vs. Dayton (2-8-03)  
 Rebounds: .....21 by David West vs. George Washington (2-3-01)  
 Assists: .....15 by Tu Holloway vs. La Salle (2-22-11),  
 by Dee Davis vs. Fairleigh Dickinson (11-9-12) and  
 by Dee Davis vs. Providence (2-7-15)  
 Turnovers: .....10 by Semaj Christon vs. VCU (2-23-13)  
 Steals: .....6 by Lionel Chalmers vs. Miami (11-18-00) and  
 by Justin Doellman vs. Eastern Illinois (11-19-05)  
 Blocks: .....8 by David West vs. Coastal Carolina (11-17-01)  
 Total Field Goals: .....15 by David West vs. Dayton (2-8-03)  
 Total FG Percent (Min. 3 FGM): .....1.000 (7-7) by Keith Jackson vs. Creighton (12-31-02),  
 by Dezmine Wells vs. Duquesne (1-11-12) and  
 by Matt Stainbrook vs. DePaul (1-24-15)  
 3-Point Field Goals: .....9 by Romain Sato vs. Rhode Island (2-15-03)  
 3-Point FG Percent (Min. 3 FGM): .....1.000 (5-5) by Lionel Chalmers vs. San Francisco (12-5-00)  
 FT Percent (Min. 3 FTM): .....1.000 (14-14) by Tu Holloway vs. Saint Louis (1-25-12)

**CINTAS CENTER XU TEAM RECORDS**

Points: .....117 vs. Fairleigh Dickinson (11-9-12)  
 Rebounds: .....56 vs. Murray State (11-24-14), vs. Fordham (1-31-10),  
 vs. Cincinnati (1-19-06) and vs. Oakland (11-17-03)  
 Assists: .....36 vs. Long Island (12-8-01)  
 Turnovers: .....24 vs. Louisiana-Monroe (11-30-00)  
 Steals: .....14 vs. IUPUI (12-9-14) and vs. Eastern Kentucky (11-22-01)  
 Blocks: .....12 vs. Dayton (3-5-09), vs. Butler (12-23-08), vs. Ohio (12-10-08)  
 and vs. Coastal Carolina (11-17-01)  
 Total Field Goals: .....43 vs. Fairleigh Dickinson (11-9-12)  
 Total FG Percent (Min. 3 FGM): .....705 (43-61) vs. Fairleigh Dickinson (11-9-12)  
 3-Point Field Goals: .....16 vs. Virginia (1-3-08) and Charlotte (2-3-07)  
 3-PT. FG Percent (Min. 3 FGM): .....800 (8-10) vs. DePaul (2-19-14) and vs. George Washington (1-12-13)  
 FT Percent (Min. 3 FTM): .....960 (24-15) by Kent State (12-6-17)

**CINTAS CENTER FACTS**

**First XU victory:** Xavier 68, Miami 54 (Nov. 18, 2000)  
**Last XU victory:** Xavier (#3 AP & #3 USA Today) 84, Providence 74 (Feb. 28, 2017)  
**First XU loss:** Massachusetts 75, Xavier 64 (Jan. 9, 2001)  
**Last XU loss:** Villanova (#3 AP & #3 USA Today) 95,  
 Xavier (#4 AP & #4 USA Today) 79 (Feb. 17, 2018)  
**First Overtime Game:** Xavier 71, George Washington 63 (Feb. 3, 2001)  
**Last Overtime Game:** Xavier (#6 AP & #6 USA Today) 96, Georgetown 91 in OT (Feb. 3, 2018)  
**First ranked Xavier team to play in Cintas Center:**  
 Xavier (#24 AP) 78, Temple 71 (Feb. 10, 2001)  
**Last ranked Xavier team to play in Cintas Center:**  
 Xavier (#3 AP & #3 USA Today) 84, Providence 74 (Feb. 28, 2018)  
**\*First ranked visiting team to play in Cintas Center was Creighton:** Xavier (#19 AP & ESPN/USA  
 Today) 75, Creighton (#15 AP & ESPN/USA Today) 73 (Dec. 31, 2002)  
**\*The first game at Cintas Center between two ranked teams.**  
**Last ranked visiting team to play in Cintas Center:**  
 Villanova (#3 AP & #3 USA Today) 95, Xavier (#4 AP & #4 USA Today) 79 (Feb. 17, 2018)

**CINTAS CENTER VISITING PLAYER RECORDS**

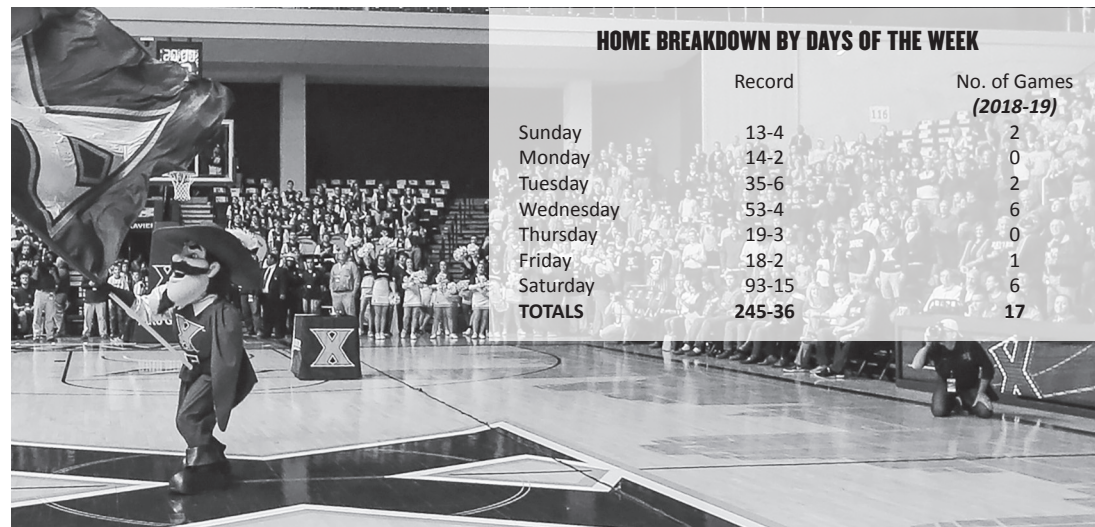
Points: .....37 by Tyrone Kent of Toledo (11-17-08)  
 Rebounds: .....16 by Chris Johnson of Dayton (1-16-10)  
 Assists: .....12 by Jameer Nelson of Saint Joseph's (1-20-01) and  
 by Kahron Ross of Lehigh (11-11-16)  
 Turnovers: .....9 by Chris Gaston of Fordham (1-31-10)  
 Steals: .....7 by Tasheed Carr of Saint Joseph's (2-10-08)  
 Blocks: .....8 by Eric Hicks of Cincinnati (2-3-04) and  
 by Ty Walker of Wake Forest (12-18-10)  
 Total Field Goals: .....14 by Markus Howard of Marquette (1-24-18)  
 Total FG Percent (Min. 3 FGM): .....1.000 (12-12) by Delonte West of Saint Joseph's (1-17-04)  
 3-Point Field Goals: .....8 by Kyle Korver of Creighton (12-31-02)  
 3-Point FG Percent (Min. 3 FGM): .....1.000 (4-4) by Winsome Frazier of Mississippi State (12-18-04)  
 and by Rob Loe of Saint Louis (2-5-11)  
 FT Percent (Min. 5 FTM): .....1.000 (11-11) by Frank Gaines of IPFW (11-15-11)

**CINTAS CENTER VISITING TEAM RECORDS**

Points: .....95 by Marquette (3-1-17) and Villanova (2-17-18)  
 Rebounds: .....54 by Eastern Kentucky (11-22-00)  
 Assists: .....25 by Wofford (11-27-10) and Villanova (2-17-18)  
 Turnovers: .....37 by Eastern Kentucky (11-22-00)  
 Steals: .....15 by Tennessee (12-22-07)  
 Blocks: .....13 by Duquesne (2-21-08)  
 Total Field Goals: .....38 by Villanova (2-17-18)  
 Total FG Percent (Min. 3 FGM): .....611 (33-54) by Marquette (3-1-17)  
 3-Point Field Goals: .....16 by Villanova (2-17-18)  
 3-PT. FG Percent (Min. 3 FGM): .....625 (5-8) by Saint Louis (2-7-07)  
 FT Percent (Min. 3 FTM): .....1.000 (10-10) by Morehead State (12-30-03)

**HOME BREAKDOWN BY DAYS OF THE WEEK**

	Record	No. of Games (2018-19)
Sunday	13-4	2
Monday	14-2	0
Tuesday	35-6	2
Wednesday	53-4	6
Thursday	19-3	0
Friday	18-2	1
Saturday	93-15	6
<b>TOTALS</b>	<b>245-36</b>	<b>17</b>



**THE FINAL FAREWELL**

The Xavier Musketeers played their final season at Cincinnati Gardens in 1999-2000. The Gardens was “Home Sweet Home” for the Xavier Musketeers when they made the historic arena their home beginning in the 1983-84 season.

The Xavier men’s team played all of its regular season games off campus at the Cincinnati Gardens for 17 years, beginning with the 1983-84 season and ending with an NIT game against Marquette in the 1999-2000 season. The only exception was a game against Florida International that was played at Schmidt Fieldhouse on January 9, 1988.

Xavier compiled an impressive 215-25 (.896) record after moving to the Gardens in the 1983-84 season, including 14-1 in its final season. In fact, Xavier was 55-3 at the Gardens over its last four seasons.

There have been many memorable moments at the Gardens. Xavier kicked off its initial season as a regular tenant, 1983-84, with a perfect 12-0 mark that included a thrilling 60-57 overtime win over Ohio State in the first round of the National Invitation Tournament. A few days later Xavier knocked off Nebraska, 58-57, to advance to the quarterfinals of the NIT. In the 1999 season Xavier relived some of that NIT magic with an impressive 87-76 win over Wake Forest in a second round NIT game and a 65-58 come-from-behind thriller over Princeton in the NIT quarterfinals.

The regular season has seen its share of moments, although probably none more exciting than the wild 115-113 track meet win over Loyola Marymount in the 1989-90 Sweet 16 season. LMU had the run-and-gun offense that featured Bo Kimble and the late Hank Gathers.

Xavier and Cincinnati, which also used to call the Gardens its home, have waged some classic battles at the Gardens. Steve Thomas pumped in 45 points in a 1964 game. Xavier won two classic overtime battles with UC in the Nineties, 90-88 in 1990 and 82-76 in 1994. In the 1999-2000 season XU took down then-undefeated and top-ranked UC 66-64.

XU’s young Musketeers took then-undefeated and number one-ranked UMass to the wall in 1996 before losing in overtime, 78-74. Xavier and Louisville went to a school-record three overtimes in 1958 before the eventual NIT Champion Musketeers prevailed, 82-80.

**THE OPENING OF THE GARDENS**

Cincinnati Gardens, which is similar in design to the Maple Leaf Gardens in Toronto, Canada, was originally built in an attempt to house a hockey team for the Queen City. It was opened for the first time on Tuesday, February 22, 1949. Appropriately, the first event was a hockey game, an exhibition match between teams from Montreal and Dallas.

One night later, February 23, the Gardens hosted its first basketball game.

Cincinnati defeated Butler, 49-44. The following night Xavier made its Gardens’ debut against powerful Kentucky. UK prevailed 51-40.

The busy opening week continued for the Gardens on Monday, February 28. Cincinnati native Ezzard Charles beat Joey Maxim in a 15-round decision, the first boxing event held in the historic arena. Charles defended his heavyweight title in the Gardens in 1950 and another Cincinnati native boxer, Wallace “Bud” Smith, defended his lightweight crown in the Gardens in 1955.

Since its opening, Cincinnati Gardens has hosted numerous high school, college and professional sporting events. Ice hockey kept the building busy from 1949 until the mid-1970’s with teams such as the Mohawks, Wings and Swords. In pro basketball, both the Royals (now Sacramento Kings) of the National Basketball Association and the Slammers of the Continental Basketball Association used the Gardens as “home” during their time in the Queen City.

The Gardens history includes more than just sporting events, though. The entertainment events ranged from Lawrence Welk to Gene Autry to the Beatles to Bon Jovi to Tom Petty. In 2004, the Gardens hosted a political rally for former President George W. Bush. The Gardens has also been home to a number of minor league hockey franchises.

**THE REBIRTH OF THE GARDENS**

Cincinnati Gardens is the former home of the Cincinnati Royals of the NBA. When the Royals left the Gardens in 1972, most Cincinnatians felt the arena’s days were numbered. Along came Jerry Robinson, who originally purchased the Gardens in 1979 for use as a warehouse. Robinson decided to reopen the arena in 1981.

Cincinnati Gardens was demolished this past year but left behind a long legacy filled with great memories.

**SCHMIDT FIELDHOUSE: XU’S FIRST ON CAMPUS HOME**

The Xavier Musketeers no longer play their regular season games at Schmidt Fieldhouse, having moved to Cincinnati Gardens in the 1983-84 season, and to Cintas Center in the 2000-01 season. XU’s success at the Fieldhouse, though, cannot be forgotten. Since World War II, the XU men’s basketball team compiled an impressive 326-129 (.716) record at the Fieldhouse. Until opening Cintas Center, the men’s basketball team had only played one regular season game on campus since early in the 1983-84 season. XU scored a school-record point total in a 125-84 thrashing of Florida International on Saturday, January 9, 1988. Xavier has used the Fenwick Club, Schmidt Fieldhouse, Riverfront Coliseum (now U.S. Bank Arena) and Cincinnati Gardens as home courts over the years.

**XAVIER IN THE CINцинATI GARDENS BY YEAR**

1948-49	1-2
1949-50	2-3
1950-51	1-3
1951-52	1-3
1952-53	3-0
1953-54	0-4
1954-55	1-2
1955-56	0-2
1956-57	1-1
1957-58	1-2
1958-59	3-3
1959-60	1-2
1960-61	1-2
1961-62	2-1
1962-63	0-3
1963-64	0-1
1964-65	0-1
1965-66	0-1
1966-67	0-1
1967-68	1-0
1968-69	0-1
1969-70	0-1
1970-71	1-0
1971-72	0-1
1972-73	0-3
1973-74	0-1
1974-75	0-1
1975-76	0-1
1977-78	0-1
1978-79	1-2
1983-84	12-0
1984-85	10-3
1985-86	13-1
1986-87	14-1
1987-88	14-0
1988-89	14-2
1989-90	13-1
1990-91	12-3
1991-92	8-4
1992-93	13-0
1993-94	14-2
1994-95	14-0
1995-96	9-5
1996-97	13-1
1997-98	13-1
1998-99	15-0
1999-00	14-1
<b>TOTALS</b>	<b>236-74 (.761)</b>





Jordan Crawford scored 29.0 ppg. for Xavier's three 2010 NCAA Tournament games, while earning a spot on the five-member All-West Region Team. Crawford scored a career-high 32 points in the unforgettable double overtime loss to Kansas State in the Regional Semifinals.

**XAVIER ALL-TIME NCAA RECORD:**

28-28 IN 28 APPEARANCES

**ELITE 8 APPEARANCES (3):**

2017, 2008 & 2004

**SWEET 16 APPEARANCES (8):**

2017, 2015, 2012, 2010, 2009, 2008, 2004, 1990

**POSTSEASON  
TOURNAMENT TRADITION**

Xavier has made 31 postseason appearances in the last 36 years (1983-2018). That span includes 27 NCAA Tournament appearances, including 12 of the last 13 and 16 of the last 18 NCAA Tournaments. XU only made the NCAA Tournament field one time (1961) before the 1982-83 season.

**XAVIER ... AN NCAA TRADITION**

Xavier has made 12 of the last 13 NCAA Tournaments. Only eight schools have been to at least 12 NCAA Tournaments in the last 13 years: Duke, Kansas, Gonzaga and Michigan State are at 13, while Xavier, North Carolina, Wisconsin and Villanova are at 12.

Xavier made its 28th all-time appearance in the NCAA Tournament in 2018, which includes 18 at-large berths (2018, 2017, 2016, 2015, 2014, 2012, 2011, 2010, 2009, 2008, 2007, 2003, 2001, 1997, 1995, 1993, 1990 and 1961), six automatic berths through the MCC (1991, 1989, 1988, 1987, 1986 and 1983) and four automatic berths in the Atlantic 10 (2006, 2004, 2002 and 1998).

Xavier, 28-28 all-time in the NCAA Tournament, was 1-6 in NCAA play prior to 1990 but is 27-22 from 1990-present. XU lost to the eventual National Champions in the first round in 1988 (Kansas) and 1989 (Michigan).

Xavier made its first NCAA Tournament appearance in 1961 but didn't return until head coach **Bob Staak** led XU to an MCC Championship and NCAA Tournament berth in 1983. XU fell to Alcorn State 81-75 in the 1983 NCAA Tournament Opening Round (3-15-83), which was played at the University of Dayton Arena (current site of the NCAA Tournament First Four).

**The first NCAA Tournament win was memorable.** Xavier, under the direction of then second-year head coach **Pete Gillen**, won XU's first-ever NCAA Tournament victory over highly-favored Missouri in the 1987 NCAA First Round at the Indianapolis Hoosier Dome behind 29 points from **Byron Larkin**.


**XAVIER'S HIGHEST SEEDS ... NO. 1 SEED IN 2018**

Xavier was a No. 1 seed for the first time in school history in the 2018 NCAA Tournament.

Xavier's No. 2 seed in the 2016 NCAA Tournament was the previous highest seed in program history. Xavier was a No. 3 seed in the 2003 and 2008 NCAA Tournaments. Xavier won one game and reached the second round in 2003 and 2016 and made it to the Elite Eight in 2008.

**ELITE AGAIN**

Xavier made its third NCAA Tournament Elite Eight in 2017. XU also made it in 2004 and 2008. Xavier is one of 21 schools that have been to two or more Elite Eights in the last 11 tournaments (2008-18) and one of 18 schools on the list that have been to three or more in the last 16 (2003-18).



Jamal Walker, seen here going up and under Georgetown's Alonzo Mourning in the 1990 NCAA Second Round, helped XU take down the Hoyas and earn XU's first-ever Sweet 16 berth in 1990.

The Musketeers made the 2017 NCAA Tournament Elite Eight by defeating No. 6 seed and Big Ten runner-up Maryland, No. 3 seed and ACC runner-up Florida State and No. 2 seed and Pac-12 Champion Arizona to reach the West Regional Final.


**SWEET HISTORY CONTINUES**

Xavier has reached at least the NCAA Tournament Sweet 16 six times in the last 11 tournaments (since 2008), including 2017, 2015, 2012, 2010, 2009 and 2008. XU advanced to the Elite Eight in 2008 and 2017. Only nine teams have made at least six Sweet 16s in the last 11 tournaments (2008-18): Kansas (8), North Carolina (7), Michigan State (7), Wisconsin (7), Duke (7), Kentucky (7), **Xavier (6)**, Arizona (6) and Syracuse (6).

Xavier has made it to at least the Sweet 16 eight times: 1990, 2004, 2008, 2009, 2010, 2012, 2015 and 2017. XU advanced to the Elite Eight in 2004, 2008 and 2017.

**THE FIRST SWEET 16 SEASON**

The Musketeers had won another MCC Championship and NCAA Tournament berth in the 1989-90 season. The best was yet to come.



Josh Duncan was named to the 2008 NCAA Tournament All-West Regional Team after averaging 18.3 ppg. for XU's Elite Eight run, including a career-high 26 points against West Virginia.

Xavier, which earned a 1990 NCAA Tournament seeding of sixth in the Midwest Region, returned to a familiar site for its NCAA action. XU returned to the Indiana Hoosier Dome, the same place where XU had grabbed national headlines in the 1987 NCAA Tourney. XU upset 14th-ranked Missouri, 70-69, in the first round of the 1987 NCAA Tourney and nearly upset Duke in the second round. Xavier's 1990 roster was loaded with six current or future 1,000 point-scorers, including **Tyrone Hill**, **Derek Strong**, **Aaron Williams**, **Jamie Gladden**, **Michael Davenport** and **Jamal Walker**. Hill, Strong and Williams went on to the NBA. XU's senior "twin towers" of Hill and Strong combined for 46 points and 25 rebounds as the Musketeers advanced to the second round with an 87-79 win over the then-Big Eight's Kansas State. The win over Kansas State put

Xavier against Georgetown in the second round. XU jumped out to a 16-point halftime lead, 42-26, and held on for a thrilling 74-71 win over **Alonzo Mourning**, **Dikembe Mutombo** and the rest of head coach **John Thompson's** Hoyas. Strong had 19 points and 12 rebounds and Walker had 15 points and nine assists. The win advanced Xavier to the NCAA Tournament Sweet 16 for the first time in the school's history.

#### MEMORABLE REGIONAL SEMI

Xavier lost in double overtime, 101-96, to Kansas State in a classic Regional Semifinal in the 2010 NCAA Tournament. Xavier's **Jordan Crawford** earned a spot on the five-member 2010 NCAA All-West Regional Team after averaging 29.0 ppg. for XU's three NCAA games, including wins over Minnesota and Pittsburgh to earn a third straight trip to at least the NCAA Sweet 16.

#### ELITE NCAA TOURNAMENT SUCCESS IN 2004 AND 2008

The Musketeers went on and advanced to the Elite Eight in 2004 and 2008. It became known to Xavier fans as "The Run" in 2004. Xavier swept through the Atlantic 10 Tournament for a historic four wins in four days at the University of Dayton Arena, including an 87-67 win over previously unbeaten and No. 1 Saint Joseph's in the second round. XU and SJU would both reach 2004 NCAA Regional Finals that season.

Xavier entered the 2004 NCAA Tournament as a No. 7 seed. XU trailed No. 10 seed Louisville 42-31 at halftime in Orlando, Fla., but dominated the second half on both ends of the court to record an 80-70 victory, outscoring Louisville 49-28 after intermission. XU beat No. 2 seed Mississippi State 89-74 in the second round behind 31 points from senior **Lionel Chalmers**, earning its first spot in the Sweet 16 since 1990.

This time Xavier made it past the Sweet 16 round. XU beat No. 3 seed Texas 79-71 in the Regional Semifinals in Atlanta, Ga., behind 27 points from senior **Romain Sato**. Xavier drew No. 1 seed Duke in the Regional Final. XU led 30-28 at halftime and led for most of the second half thanks in great part to a dominating effort from senior big man **Anthony Myles**, who scored 16 points and grabbed 10 rebounds in 23 minutes of action. XU led 44-41 with 12:27 left when Myles fouled out. Seniors Lionel Chalmers, Romain Sato and Anthony Myles earned spots on the five-member 2004 NCAA Atlanta Regional All-Tournament Team.

In 2008, Xavier made it back to the NCAA Tournament Elite Eight. Xavier senior **Josh Duncan** earned a spot on the five-member 2008 NCAA West Regional All-Tournament Team,



Lionel Chalmers scored a career-high 31 points in a 2004 NCAA Second Round win over Mississippi State and helped XU reach its first-ever Elite Eight in 2004. He was one of three Musketeers to earn a spot on the five-member Regional All-Tournament Team.

leading XU to wins over Georgia (73-61), Purdue (85-78) and West Virginia (79-75 in overtime) before losing to UCLA in the West Regional Final. Duncan scored a career-high 26 points in the win over West Virginia.

#### XAVIER'S NATIONAL CHAMPIONS

Xavier won the 1958 National Invitation Tournament Championship with a 78-74 overtime victory over highly-favored Dayton at Madison Square Garden in New York City on March 22, 1958. The championship, which marked the first major basketball national championship by any Ohio college or university, came at a time when the NIT was equal to or, according to many, more prestigious than the NCAA Tournament.

**Game 1: XU vs. Morehead State, NCAA Midwest Regional First Round, Tuesday, March 14, 1961 at Ky. State Fairgrounds (Louisville, Ky.)**

**Xavier (66)** - Ron Nicolai 2-7 1-3 5, Leo McDermott 6-19 3-6 15, Jack Thobe 9-16 1-3 19, Bill Kirvin 7-18 0-2 14, Jim Enright 5-13 0-1 10, Ed Tepe 1-2 1-1 3, **Totals: 30-75 6-16 66**

**Morehead State (71)** - John Gibson 2-5 1-3 5, Norm Pokley 3-7 2-5 8, Ed Noe 8-16 5-7 21, Hecky Thompson 3-13 10 12 16, Granny Williams 9-23 3-8 21, Arthur Cole 0-3 0-0 0, **Totals: 25-67 21-35 71**

**Halftime** - Xavier 33, Morehead State 33, Fouled Out - Nicolai, Rebounds - Xavier 50 (McDermott 12, Nicolai 9), Morehead State 57 (Noe 15, Pokley 11), Floor Errors - Xavier 9, Morehead State 9, Total Fouls - Xavier 21, Morehead State 11, Technical Fouls - None, A - 7,300

**Game 2: Xavier (#12 seed) vs. Alcorn State (#12 seed), NCAA Midwest Regional Opening Round, Tuesday, March 15, 1983 at University of Dayton Arena (Dayton, Ohio)**

**Alcorn State (81)** - Aaron Brandon 6-13 4-5 16, David Claybon 0-4 1-2 1, Tommy Collier 6-9 3-7 15, Michael Phelps 6-9 6-7 18, Eddie Archie 5-11 6-8 16, Davey Whitney 4-5 0-1 8, Maurice Browner 0-0 0-0 0, David Williams 0-1 3-4 3, David Palmer 1-3 2-2 4, Timothy Pollard 0-0 0-0 0, **Totals: 28-55 25-36 81**

**Xavier (75)** - Dexter Bailey 3-9 4-6 10, John Shimko 1-1 0-0 2, Eddie Johnson 3-5 1-2 7, Victor Fleming 8-10 0-0 16, Anthony Hicks 6-10 2-4 14, Jeff Jenkins 4-7 5-7 13, Steve Wolf 4-6 0-0 8, Richard Harris 1-1 0-0 2, Ralph Lee 0-1 3-4 3, **Totals: 30-50 15-23 75**

**Halftime** - Alcorn State 40, Xavier 32, Fouled Out - Johnson, Lee, Palmer, Rebounds - Alcorn State 27 (Collier 10, Brandon 4, Palmer 4), Xavier 33 (Johnson 11, Bailey 5), Assists - Alcorn State 14 (Brandon 4, Archie 4), Xavier 18 (Lee 6, Hicks 5), Turnovers - Alcorn State 20, Xavier 30, Total Fouls - Alcorn State 21, Xavier 26, Technical Fouls - Xavier Bench, A - 7,471

**Game 3: Xavier (#12 seed) vs. Alabama (#5 seed), 1986 NCAA Southeast Regional First Round, Friday, March 14, 1986 at Charlotte Coliseum (Charlotte, N.C.)**

**Xavier (80)** - Richie Harris 11-19 2-3 24, Walt McBride 4-8 0-0 8, Eddie Johnson 7-12 1-3 15, Ralph Lee 0-4 2-2 2, Byron Larkin 10-26 3-5 23, Joe Bowman 0-0 0-0 0, Kelly Williamson 1-1 0-0 2, Leroy Greenidge 1-4 0-0 2, Mike Ramey 1-1 0-0 2, John Kelley 0-0 0-0 0, Dexter Campbell 0-0 0-0 0, Andy Donnelly 1-2 0-0 2, **Totals: 36-77 8-13 80**

**Alabama (97)** - Jim Farmer 10-15 4-5 24, Buck Johnson 11-16 0-2 22, Derrick McKey 7-8 2-2 16, Mark Gottfried 3-6 0-0 6, Terry Coner 5-8 4-4 14, Gary White 0-0 0-0 0, James Jackson 1-2 1-2 3, Craig Dudley 1-1 0-0 2, Michael Ansley 5-8 0-0 10, **Totals: 43-64 11-15 97**

**Halftime** - Alabama 39, Xavier 33, Fouled Out - None, Rebounds - Xavier 36 (Harris 11, Johnson 9), Alabama 32 (Ansley 9, Farmer 7, Johnson 7), Assists - Xavier 15 (Lee 9, McBride 1, Larkin 1, Greenidge 1, Ramey 1, Kelley 1, Campbell 1), Alabama 19 (Coner 9, McKey 4), Turnovers - Xavier 14, Alabama 14, Total Fouls - Xavier 15, Alabama 15, Technical Fouls - None, A - 10,385

**\*Game 4: Xavier (#13 seed) vs. Missouri (#4 seed), 1987 NCAA Midwest Regional First Round, Thursday, March 12, 1987 at Hoosier Dome (Indianapolis, Ind.)**

**\*First college basketball game played in the Hoosier Dome**  
**Xavier (70)** - Kyle Taylor 1-3 1-2 3, Dexter Campbell 3-4 7-8 13, Tyrone Hill 3-6 0-0 6, Stan Kimbrough 6-14 1-3 14, Byron Larkin 6-20 16-20 29, J.D. Barnett 2-7 1-2 5, Bob Koester 0-0 0-0 0, **Totals: 21-54 26-35 70**

**Missouri (69)** - Derrick Chievous 6-11 4-6 16, Mike Sandbothe 3-6 2-3 8, Gary Leonard 1-2 0-0 2, Lee Coward 2-8 2-2 6, Lynn Hardy 9-22 0-0 21, Greg Church 3-3 2-3 8, Nathan Buntin 4-7 0-0 8, Bradd Sutton 0-0 0-0 0, Devon Rolf 0-0 0-0 0, Michael Ingram 0-0 0-0 0, **Totals: 28-59 10-14 69**

**Halftime** - Xavier 36, Missouri 32, Fouled Out - Sandbothe, Coward, Church, Rebounds - Xavier 44 (Hill 13, Larkin 10), Missouri 29 (Chievous 9, Church 6), Assists - Xavier 10 (Larkin 4, Barnett 3), Missouri 14 (Sandbothe 5, Coward 3), Turnovers - Xavier 14, Missouri 12, 3-Point FG - Xavier 2-9 (Taylor 0-2, Kimbrough 1-4, Larkin 1-3), Missouri 3-14 (Coward 0-4, Hardy 3-10), Total Fouls - Xavier 16, Missouri 24, Technical Fouls - None, A - 25,562

**Game 5: Xavier (#13 seed) vs. Duke (#5 seed), 1987 NCAA Midwest Regional Second Round, Saturday, March 14, 1987 at Hoosier Dome (Indianapolis, Ind.)**

**Xavier (60)** - Kyle Taylor 3-6 0-1 8, Dexter Campbell 4-6 2-2 10, Tyrone Hill 3-5 3-4 9, Stan Kimbrough 5-12 2-2 13, Byron Larkin 7-12 2-2 18, J.D. Barnett 1-4 0-0 2, Bob Koester 0-0 0-0 0, **Totals: 23-45 9-11 60**

**Duke (65)** - Danny Ferry 4-7 0-0 8, Billy King 1-3 3-7 5, John Smith 3-5 0-0 6, Tommy Amaker 8-12 2-2 20, Kevin Strickland 2-13 6-7 12, Martin Nessley 0-0 0-0 0, Robert Brickley 6-8 0-0 12, Quinn Snyder 0-0 0-0 0, Alaa Abdelnaby 1-2 0-0 2, **Totals: 25-50 11-16 65**

**Halftime** - Duke 36, Xavier 32, Fouled Out - Kimbrough, Rebounds - Xavier 26 (Campbell 6, Hill 6), Duke 25 (Strickland 9, Ferry 5), Assists - Xavier 12 (Taylor 6, Kimbrough 3, Larkin 3), Duke 15 (Strickland 9, King 4), Turnovers - Xavier 17, Duke 10, 3-Point FG - Xavier 5-8 (Taylor 2-4, Kimbrough 1-2, Larkin 2-2), Duke 4-14 (Ferry 0-1, Amaker 2-4, Strickland 2-9), Total Fouls - Xavier 19, Duke 16, Technical Fouls - None, A - 34,183



**Tyrone Hill helped lead Xavier to its first-ever NCAA Tournament win with a 1987 victory over Missouri.**

**Game 6: Xavier (#11 seed) vs. Kansas (#6 seed), 1988 NCAA Midwest Regional First Round, Friday, March 18, 1988 at Devaney Center (Lincoln, Neb.)**

**Xavier (72)** - J.D. Barnett 2-6 0-0 5, Tyrone Hill 1-5 2-4 4, Derek Strong 4-5 6-6 14, Byron Larkin 6-18 4-10 16, Stan Kimbrough 5-13 6-7 18, Jamal Walker 3-10 1-2 7, John Kennedy 0-1 0-0 0, Michael Davenport 0-0 0-0 0, Jerry Butler 1-2 0-0 2, Mike Ramey 0-0 0-0 0, Colin Parker 0-2 0-0 0, Dexter Campbell 2-2 2-3 6, Bob Koester 0-0 0-0 0, **Totals: 24-64 21-32 72**

**Kansas (85)** - Chris Piper 2-3 5-7 9, Milt Newton 9-14 3-4 21, Danny Manning 8-14 8-9 24, Kevin Pritchard 2-5 4-5 8, Jeff Gueldner 3-4 1-2 8, Clint Normore 0-3 0-1 0, Scooter Barry 1-2 3-4 5, Lincoln Minor 0-1 0-0 0, Mike Maddox 2-4 0-0 4, Keith Harris 2-3 2-2 6, Marvin Mattox 0-0 0-0 0, **Totals: 29-53 26-34 85**

**Halftime** - Kansas 48, Xavier 29, Fouled Out - Hill, Larkin, Walker, Rebounds - Xavier 30 (Strong 10, Hill 4), Kansas 50 (Newton 12, Manning 12), Assists - Xavier 13 (Kimbrough 4, Larkin 3, Walker 3), Kansas 22 (Piper 7, Barry 5), Turnovers - Xavier 16, Kansas 30, 3-Point FG - Xavier 3-14 (Barnett 1-3, Larkin 0-3, Kimbrough 2-6, Walker 0-2), Kansas 1-5 (Newton 0-2, Gueldner 1-1, Normore 0-2), Total Fouls - Xavier 32, Kansas 23, Technical Fouls - None, A - 14,425

**Game 7: Xavier (#14 seed) vs. Michigan (#3 seed), 1989 NCAA Southeast Regional First Round, Friday, March 17, 1989 at The Omni (Atlanta, Ga.)**

**Xavier (87)** - Colin Parker 0-1 0-0 0, Tyrone Hill 7-12 7-7 21, Derek Strong 8-12 2-3 18, Stan Kimbrough 5-16 1-2 13, Michael Davenport 6-13 3-4 15, Jamal Walker 6-9 3-5 16, Dave Minor 2-2 0-0 4, Sydney Raeford 0-0 0-0 0, **Totals: 34-65 16-21 87**

**Michigan (92)** - Glen Rice 9-22 0-0 23, Terry Mills 8-12 2-2 18, Loy Vaught 2-4 0-0 4, Mike Griffin 0-0 0-0 0, Rumeal Robinson 8-13 6-9 23, Mark Hughes 4-5 0-1 8, Sean Higgins 3-6 1-1 7, Demetrius Calip 3-5 3-3 9, **Totals: 37-67 12-16 92**

**Halftime** - Xavier 45, Michigan 42, Fouled Out - None, Rebounds - Xavier 30 (Strong 10, Hill 6), Michigan 33 (Hughes 10, Mills 6), Assists - Xavier 21 (Walker 9, Kimbrough 6), Michigan 18 (Robinson 8, Mills 5), Turnovers - Xavier 19, Michigan 17, 3-Point FG - Xavier 3-9 (Kimbrough 2-4, Davenport 0-4, Walker 1-1), Michigan 6-12 (Rice 5-9, Robinson 1-2, Higgins 0-1), Total Fouls - Xavier 19, Michigan 21, Technical Fouls - None, A - 12,349

**Game 8: Xavier (#6 seed) vs. Kansas State (#11 seed), 1990 NCAA Midwest Regional First Round, Friday, March 16 at Indiana Hoosier Dome (Indianapolis, Ind.)**

**Kansas State (79)** - Aska Jones 6-13 0-2 13, Lance Simmons 2-5 0-0 4, Tony Massop 1-5 0-0 2, Steve Henson 11-19 7-7 35, Jean Derouillere 4-13 4-7 12, Jeff Wires 0-0 0-0 0, Jeff Malham 0-0 0-0 0, Keith Amerson 1-1 0-0 2, Nick Weigal 0-0 0-0 0, Patrick Sams 0-0 0-0 0, Reggie Britt 2-3 0-0 4, Billy Ray Smith 0-1 3-4 3, Wylie Howard 0-1 0-0 0, John Rettiger 1-2 2-4 4, **Totals: 28-63 16-24 79**

**Xavier (87)** - Maurice Brantley 2-3 4-4 8, Tyrone Hill 6-12 17-18 29, Derek Strong 4-10 9-11 17, Jamal Walker 5-11 0-1 11, Jamie Gladden 5-9 2-2 12, Michael Davenport 1-4 5-7 8, Aaron Williams 1-2 0-0 2, **Totals: 24-51 37-43 87**

**Halftime** - Xavier 42, Kansas State 32, Fouled Out - Simmons, Rettiger, Rebounds - Kansas State 27 (Massop 6, Derouillere 5), Xavier 40 (Hill 14, Strong 11), Assists - Kansas State 9 (Derouillere 5, Henson 2), Xavier 10 (Walker 6, Gladden 1, Brantley 1, Strong 1, Davenport 1), Turnovers - Kansas State 6, Xavier 10, 3-Point FG - Kansas State 7-14 (Jones 1-1, Henson 6-11, Derouillere 0-1, Howard 0-1), Xavier 2-6 (Walker 1-3, Gladden 0-1, Davenport 1-2), Total Fouls - Kansas State



**Derek Strong helped lead Xavier over Kansas State in the 1990 NCAA first round and Georgetown in the second round to reach XU's first-ever Sweet 16.**

31, Xavier 19, Technical Fouls - None, A - 39,417

**Game 9: Xavier (#6 seed) vs. Georgetown (#3 seed), 1990 NCAA Midwest Regional Second Round, Sunday, March 18 at Indiana Hoosier Dome (Indianapolis, Ind.)**

**Xavier (74)** - Maurice Brantley 3-4 0-1 7, Tyrone Hill 5-9 3-3 13, Derek Strong 5-12 9-10 19, Jamal Walker 4-13 7-8 15, Jamie Gladden 6-10 1-2 13, Michael Davenport 2-6 0-0 5, Colin Parker 0-0 0-0 0, Dwayne Wilson 0-0 0-0 0, Aaron Williams 1-3 0-1 2, **Totals: 26-57 20-25 74**

**Georgetown (71)** - Anthony Allen 0-2 0-0 0, Alonzo Mourning 5-8 5-7 15, Dikembe Mutombo 4-7 1-3 9, Dwayne Bryant 3-9 0-0 6, Mark Tillmon 6-17 3-4 16, David Edwards 7-13 1-5 19, Michael Tate 1-2 0-0 2, Antoine Stoudamire 0-3 0-0 0, Sam Jefferson 2-4 0-1 4, **Totals: 28-65 10-20 71**

**Halftime** - Xavier 42, Georgetown 26, Fouled Out - Hill, Mourning, Rebounds - Xavier 40 (Strong 12, Hill 8), Georgetown 38 (Mutombo 12, Mourning 10), Assists - Xavier 15 (Walker 9, Davenport 2), Georgetown 10 (Bryant 3, Edwards 2, Stoudamire 2), Turnovers - Xavier 20, Georgetown 14, 3-Point FG - Xavier 2-10 (Brantley 1-1, Walker 0-4, Gladden 0-1, Davenport 1-4), Georgetown 5-19 (Bryant 0-3, Tillmon 1-5, Edwards 4-8, Stoudamire 0-3), Total Fouls - Xavier 21, Georgetown 18, Technical Fouls - Bryant (GU), A - 37,842

**Game 10: Xavier (#6 seed) vs. Texas (#10 seed), 1990 Midwest Regional Semifinal, Thursday, March 22, 1990 at Reunion Arena (Dallas, Texas)**

**Texas (102)** - Lance Blanks 9-21 10-11 28, Locksley Collier 3-8 3-6 9, Guillermo Myers 1-2 1-2 3, Joey Wright 9-12 6-8 26, Travis Mays 9-21 11-12 32, Hank Dudek 2-3 0-0 4, Benford Williams 0-1 0-0 0, Courtney Jeans 0-0 0-0 0, George Muller 0-0 0-0 0, Gerrald Houston 0-0 0-0 0, Winn Shepard 0-0 0-0 0, **Totals: 33-68 31-39 102**

**Xavier (89)** - Maurice Brantley 5-6 2-3 12, Tyrone Hill 8-14 6-9 22, Derek Strong 11-17 5-5 27, Jamal Walker 6-14 2-2 14, Jamie Gladden 2-7 0-2 4, Aaron Williams 1-1 2-3 4, Michael Davenport 1-7 0-0 2, Colin Parker 1-2 0-0 2, Bob Koester 0-0 0-0 0, Jerry Butler 1-1 0-0 2, Dwayne Wilson 0-0 0-0 0, Mark Poynter 0-0 0-0 0, Dave Minor 0-0 0-0 0, **Totals: 36-69 17-24 89**

**Halftime** - Xavier 53, Texas 41, Fouled Out - Blanks, Strong, Rebounds - Texas 38 (Collie 16, Myers 7), Xavier 37 (Hill 15, Strong 14), Assists - Texas 8 (Blanks, Wright 3), Xavier 14 (Hill 5, Strong 4), Turnovers - Texas 10, Xavier 16, 3-Point FG - Texas 5-18 (Blanks 0-7, Wright 2-2, Mays 3-9), Xavier 0-9 (Hill 0-1, Walker 0-2, Davenport 0-5, Parker 0-1), Total Fouls - Texas 23, Xavier 28, Technical Fouls - None, A - 16,413

**Game 11: Xavier (#14 seed) vs. Nebraska (#3 seed), 1991 NCAA Midwest Regional First Round, Thursday, March 14, 1991 at the Hubert H. Humphrey Metrodome (Minneapolis, Minn.)**

**Xavier (89)** - Michael Davenport 5-13 4-4 17, Aaron Williams 0-1 4-4 4, Brian Grant 3-6 9-12 15, Jamal Walker, 5-9 7-11 18, Jamie Gladden 9-15 0-0 20, Maurice Brantley 2-3 2-4 6, Dwayne Wilson 2-2 1-2 5, Erik Edwards 1-1 0-0 2, Colin Parker 0-0 2-3 2, **Totals: 27-50 29-40 89**

**Nebraska (84)** - Tony Farmer 5-9 5-8 15, Beau Reid 2-12 2-4 6, Rich King 11-17 2-7 25, Keith Moody 1-3 0-0 2, Clifford Scales 4-5 3-4 12, Carl Hayes 7-12 1-3 15, Dapreis Owens 0-1 0-0 0, Eric Piatowski 3-10 1-1 9, **Totals: 33-69 14-27 84**

**Halftime** - Xavier 45, Nebraska 42; Fouled Out - Williams (XU), Farmer (UN); Rebounds - Xavier 30 (Grant 10, J.Walker 3, Gladden 3), Nebraska 41 (King 12, Reid 7); Assists - Xavier 14 (J.Walker 8, Gladden 3), Nebraska 17 (King 4, Moody 3, Scales 3); Turnovers - Xavier 15, Nebraska 18; 3-Pt FG - Xavier 6-14 (Davenport 3-8, J.Walker 1-2, Gladden 2-3, Brantley 0-1), Nebraska 4-13 (Farmer 0-1, Reid 0-3, King 1-1, Scales 1-2, Piatowski 2-6); Total Fouls - Xavier 22, Nebraska 25; Technical Fouls - None; A - 25,348

**Game 12: Xavier (#14 seed) vs. Connecticut (#11 seed), 1991 Midwest Regional Second Round, Saturday, March 16, 1991 at the Hubert H. Humphrey Metrodome (Minneapolis, Minn.)**

**Xavier (50)** - Maurice Brantley 3-8 0-1 6, Michael Davenport 3-13 0-0 8, Erik Edwards 1-1 0-0 2, Jamie Gladden 3-11 0-1 7, Brian Grant 5-10 6-7 16, Colin Parker 2-7 0-0 5, Mark Poynter 1-1 0-0 2, Jamal Walker 0-3 0-0 0, Tyrice Walker 1-2 0-0 2, Aaron Williams 0-1 0-0 0, Eric Knop 0-0 0-0 0, DeWaun Rose 1-1 0-0 2, Dwayne Wilson 0-0 0-2 0, Walt Winston 0-0 0-0 0, **Totals: 20-58 6-11 50**

**Connecticut (66)** - Scott Burrell 3-6 2-3 9, Toraino Walker 1-4 0-2 2, Rod Sellers 5-6 8-11 18, Steve Pikiell 1-1 0-2 3, Chris Smith 7-14, 5-6 20, John Gwynn 4-12 0-0 8, Dan Cyrulik 0-2 0-0 0, Lyman DePriest 3-4 0-0 6, Shawn Ellison 0-0 0-0 0, Gilad Katz 0-1 0-0 0, Marc Suhr 0-0 0-0 0, Oliver Macklin 0-0 0-0 0, **Totals: 24-50 15-24 66**

**Halftime** - Connecticut 36, Xavier 24; Fouled Out - Brantley (XU); Rebounds - Xavier 37 (Grant 12, Brantley 5), Connecticut 34 (Burrell 8, Sellers 7); Assists - Xavier 11 (Brantley 4, Davenport 3), Connecticut 10 (Smith 3, Burrell 2, Walker 2); Turnovers - Xavier 21, Connecticut 16; 3-Pt FG - Xavier 4-18 (Brantley 0-1, Davenport 2-9, Gladden 1-6, Parker 1-2), Connecticut 3-11 (Burrell 1-4, S.Pikiell 1-2, Smith 1-3, Gwynn 0-1, Katz 0-1); Total Fouls - Xavier 19, Connecticut 13, Technical Fouls - None, A - 28,114

**Game 13: Xavier (#9 seed) vs. New Orleans (#8 seed), 1993 NCAA Midwest Regional First Round, Friday, March 19, 1993 at Hoosier Dome (Indianapolis, Ind.)**

**Xavier (73)** - Michael Hawkins 0-3 5-6 5, Aaron Williams 9-13 2-2 20, Brian Grant 8-11 4-5 20, Steve Gentry 1-6 2-2 4, Jamie Gladden 4-13 7-10 17, Mark Poynter 0-0 0-0 0, Eric Knop 0-1 0-0 0, Chris Mack 0-0 0-0 0, Tyrice Walker 1-4 3-3 5, DeWaun Rose 0-0 0-0 0, Erik Edwards 0-0 0-0 0, Dwayne Wilson 0-0 0-0 0, Larry Sykes 1-3 0-0 2, **Totals: 24-54 23-28 73**



Brian Grant was a key part of NCAA Tournament wins over New Orleans (seen here) in 1993 and Nebraska in 1991.

**New Orleans (55)** - Reggie Garrett 6-14 0-0 12, Melvin Simon 3-9 2-4 8, Ervin Johnson 7-11 7-8 21, Reni Mason 1-8 0-0 2, Gerald Williams 3-14 1-2 7, Tony Madison 1-11 0-0 3, Eric Matthews 0-2 0-0 0, Darren Laiche 0-0 0-0 0, Michael McDonald 1-1 0-0 2, Fred Hill 0-0 0-0 0, **Totals: 22-70 10-14 55**

**Halftime** - Xavier 32, New Orleans 32, Fouled Out - Williams (UNO), Rebounds - Xavier 43 (Grant 10, Williams 7, Hawkins 7), New Orleans 38 (Johnson 10, Simon 9), Assists - Xavier 11 (Hawkins 5, Gentry 3), New Orleans 10 (Mason 5, Simon 2), Turnovers - Xavier 14, New Orleans 11, 3-Point FG - Xavier 2-9 (Hawkins 0-2, Gentry 0-2, Gladden 2-5), New Orleans 1-14 (Garrett 0-1, Mason 0-1, Williams 0-2, Madison 1-9, Matthews 0-1), Total Fouls - Xavier 15, New Orleans 25, Technical Fouls - None, A - 38,387

**Game 14: Xavier (#9 seed) vs. Indiana (#1 seed), 1993 NCAA Midwest Regional Second Round, Sunday, March 21, 1993 at Hoosier Dome (Indianapolis, Ind.)**

**Xavier (70)** - Michael Hawkins 6-12 0-0 16, Aaron Williams 6-13 5-8 17, Brian Grant 5-13 1-2 11, Steve Gentry 1-5 0-0 2, Jamie Gladden 6-16 3-4 18, Mark Poynter 1-1 0-0 2, Chris Mack 0-0 0-0 0, Tyrice Walker 2-4 0-0 4, Erik Edwards 0-0 0-0 0, Larry Sykes 0-0 0-0 0, **Totals: 27-64 9-14 70**

**Indiana (73)** - Brian Evans 0-2 0-0 0, Calbert Cheaney 8-17 7-9 23, Matt Nover 3-5 0-0 6, Greg Graham 7-9 3-3 19, Damon Bailey 2-8 7-10 11, Chris Reynolds 1-3 0-3 2, Todd Leary 1-3 0-0 2, Pat Graham 4-5 1-1 10, Alan Henderson 0-2 0-0 0, **Totals: 26-54 18-26 73**

**Halftime** - Xavier 31, Indiana 35, Fouled Out - Gentry, Rebounds - Xavier 39 (Grant 16, Williams 10), Indiana 32 (Che-

aney 8, Nover 8), Assists - Xavier 11 (Gladden 3, Hawkins 2, Williams 2, Grant 2, Gentry 2), Indiana 14 (Reynolds 4, G. Graham 3, Bailey 3, Turnovers - Xavier 9, Indiana 7, 3-Point FG - Xavier 7-17 (Hawkins 4-8, Gladden 3-9), Indiana 3-10 (Evans 0-1, Cheaney 0-1, G. Graham 2-3, Bailey 0-2, Leary 0-2, P. Graham 1-1), Total Fouls - Xavier 23, Indiana 13, Technical Fouls - None, A - 37,411

**Game 15 : Xavier (#11 seed) vs. Georgetown (#6 seed), 1995 NCAA Southeast Regional First Round, Friday, March 17, 1995 at Tallahassee/Leon Co. Civic Center (Tallahassee, Fla.)**

**Xavier (63)** - T.J. Johnson 1-3 4-9 6, Tyson Brit 1-7 3-3 5, Larry Sykes 2-8 1-2 5, Michael Hawkins 5-14 8-10 20, Jeff Massey 9-19 1-4 21, Andre Smith 3-3 0-0 6, Sherwin Anderson 0-0 0-0 0, Ken Harvey 0-0 0-0 0, Mark Smydra 0-0 0-0 0, **Totals: 21-54 17-28 63**

**Georgetown (68)** - Jerome Williams 6-12 1-3 13, Don Reid 2-3 0-0 4, Othella Harrington 7-9 1-2 15, Allen Iverson 6-16 2-6 16, John Jacques 1-6 2-2 4, Eric Myles 4-6 0-0 12, Irvin Church 1-2 0-0 2, Boubacar Aw 0-2 0-0 0, Jerry Nichols 0-2 0-0 0, Kevin Millen 1-2 0-0 2, Jahidi White 0-0 0-0 0, **Totals: 28-60 6-13 68**

**Halftime** - Xavier 36, Georgetown 39, Fouled Out - Reid, Harrington, Rebounds - Xavier 35 (Sykes 12, Johnson 10), Georgetown 36 (Williams 13, Harrington 11), Assists - Xavier 8 (Hawkins 4, Massey 2), Georgetown 8 (Iverson 2, Jacques 2, Myles 2), Turnovers - Xavier 14, Georgetown 16, 3-Point FG - Xavier 4-20 (Brit 0-1, Hawkins 2-9, Massey 2-10), Georgetown 6-20 (Williams 0-1, Iverson 2-7, Jacques 0-3, Myles 4-6, Church 0-1, Nichols 0-1, Millen 0-1), Total Fouls - Xavier 17, Georgetown 23, Technical Fouls - None, A - 7,875

**Game 16: Xavier (#7 seed) vs. Vanderbilt (#10 seed), 1997 Midwest Regional First Round, Thursday, March 13 at The Palace of Auburn Hills (Auburn Hills, Mich.)**

**Vanderbilt (68)** - Billy DiSpaltro 2-4 1-2 5, Pax Whitehead 2-11 4-6 8, Austin Bates 9-16 3-6 21, Howard Pride 0-1 1-2 1, Drew Maddux 6-15 0-0 16, James Strong 0-0 0-0 0, Atiba Prater 4-5 0-1 11, Dan Langhi 2-3 1-2 6, **Totals: 25-55 10-19 68**


**Xavier (80)** - T.J. Johnson 2-5 0-1 4, Darnell Williams 6-15 4-5 16, Torraye Braggs 4-9 1-2 9, Lenny Brown 6-12 0-0 13, Gary Lumpkin 6-13 2-2 16, Sherwin Anderson 0-0 0-0 0, James Posey 7-10 8-8 22, **Totals: 31-64 15-18 80**

**Halftime** - Vanderbilt 33, Xavier 38, Fouled Out - DiSpaltro, Braggs, Rebounds - Vanderbilt 32 (Bates 7, Whitehead 6), Xavier 38 (Johnson 9, Posey 8), Assists - Vanderbilt 13 (Prater 6), Xavier 17 (Williams 5, Johnson 4), Turnovers - Vanderbilt 21, Xavier 16, 3-Point FG - Vanderbilt 8-21 (Whitehead 0-5, Pride 0-1, Maddux 4-11, Prater 3-3, Langhi 1-1), Xavier 3-13 (Williams 0-1, Brown 1-4, Lumpkin 2-6, Posey 0-2), Total Fouls - Vanderbilt 18, Xavier 18, Technical Fouls - None, A - 21, 020

**Game 17: Xavier (#7 seed) vs. UCLA (#2 seed), 1997 Midwest Regional Second Round, Saturday, March 15 at The Palace of Auburn Hills (Auburn Hills, Mich.)**

**Xavier (83)** - T.J. Johnson 1-4 5-5 7, Darnell Williams 7-16 2-2 16, Torraye Braggs 4-6 7-8 15, Lenny Brown 5-17 3-3 15, Gary Lumpkin 2-12 0-0 5, Pat Kelsey 0-0 0-0 0, Nate Turner 0-0 1-2 1, Sherwin Anderson 2-3 1-2 5, Ken Harvey 1-1 0-0 2, Leo Murray 0-0 0-0 0, Terrance Payne 1-3 1-3 3, Jim Kromer 0-0 0-0 0, James Posey 7-8 0-0 14, **Totals: 30-70 20-25 83**

**UCLA (96)** - Charles O'Bannon 10-13 5-7 28, J.R. Henderson 9-12 3-4 22, Jelani McCoy 5-6 0-0 10, Cameron Dollar 1-7 7-9 9, Toby Bailey 2-6 6-6 10, Harold Sylvester 0-0 0-0 0, Brandon Loyd 1-3 4-4 7, Matt Harbour 0-0 0-0 0, Vince McGautha 0-1



Aaron Williams was a big part of three NCAA Tournament teams, including the one that almost beat No. 1 seed IU in 1993 in Indianapolis.

0-0 0, Bob Myers 0-0 0-0 0, Sean Farnham 0-0 0-0 0, Dave Parker 0-0 0-0 0, Kris Johnson 4-8 0-0 10, **Totals: 32-56 25-30 96**

**Halftime** - Xavier 40, UCLA 45, Fouled Out - Braggs, Posey, Rebounds - Xavier 33 (Braggs 10, Posey 6), UCLA 37 (Henderson 9, Dollar 6), Assists - Xavier 8 (Braggs 2, Anderson 2, Posey 2), UCLA 23 (Dollar 8, Bailey 8), Turnovers - Xavier 16, UCLA 21, 3-Point FG - Xavier 3-21 (Williams 0-3, Brown 2-8, Lumpkin 1-9, Anderson 0-1), UCLA 7-14 (O'Bannon 3-4, Henderson 1-1, Dollar 0-1, Bailey 0-1, Loyd 1-3, Johnson 2-4), Total Fouls - Xavier 24, UCLA 22, Technical Fouls - Johnson (XU), Johnson(UCLA), Posey (XU), A - 21,020

**Game 18: Xavier (#6 seed) vs. Washington (#11 seed), 1998 NCAA Tournament East Regional First Round, Thursday, March 12 at the MCI Center (Washington, D.C.)**

**Washington (69)** - Deon Luton 7-17 0-3 17, Thalo Green 3-6 1-2 7, Todd MacCulloch 8-11 0-2 16, Jan Wooten 1-1 0-0 2, Donald Watts 4-8 9-14 17, Dan Dickau 2-4 0-0 6, Chris Thompson 0-0 0-0 0, Patrick Femerling 0-1 0-0 0, Michael Johnson 0-0 0-0 0, Chris Walcott 2-2 0-0 4, **Totals: 27-50 10-21 69**

**Xavier (68)** - T.J. Johnson 0-4 0-0 0, Darnell Williams 6-11 5-7 17, Torraye Braggs 5-10 2-2 12, Lenny Brown 4-11 2-2 10, Gary Lumpkin 3-11 4-5 12, Maurice McAfee 0-3 0-0 0, Terrance Payne 0-2 0-0 0, James Posey 5-9 7-8 17, **Totals: 23-61 20-24 68**

**Halftime** - Washington 38, Xavier 30, Fouled Out - Braggs, Brown, Rebounds - Washington 37 (MacCulloch 8, Wooten 6), Xavier 34 (Braggs 10, Posey 8), Assists - Washington 12 (Green 4, Luton 2, Watts 2, Femerling 2), Xavier 15 (Lumpkin 6, Brown 4), Turnovers - Washington 26, Xavier 17, 3-Point

FG - Washington 5-11 (Luton 3-6, Watts 0-2, Dickau 2-3), Xavier 2-15 (Williams 0-4, Brown 0-3, Lumpkin 2-6, McAfee 0-1, Posey 0-1), Totals Fouls - Washington 20, Xavier 22, Technical Fouls - None, A - 19,288

**Game 19: Xavier (#11 seed) vs. Notre Dame (#6 seed), 2001 NCAA Tournament Midwest Regional First Round, Friday, March 16 at Kemper Arena (Kansas City, Mo.)**

**Xavier (71)** - Kevin Frey 3-8 0-0 6, David West 8-14 3-4 19, Lloyd Price 5-9 3-6 13, Romain Sato 2-8 0-2 6, Maurice McAfee 4-11 1-1 9, Lionel Chalmers 5-14 3-4 14, Dave Young 1-6 0-0 2, Brandon McIntosh 0-0 0-0 0, Alvin Brown 0-0 0-0 0, Marcus Mason 0-0 0-0 0, Reggie Butler 1-2 0-0 2, **Totals: 29-72 10-17 71**



**Torrrey Braggs played a key role on two NCAA Tournament teams in two seasons as a Musketeer.**

**Notre Dame (83)** - Troy Murphy 6-17 6-6 19, Ryan Humphrey 6-8 3-8 15, David Graves 7-7 4-6 20, Matt Carroll 9-11 1-2 21, Martin Ingelsby 2-3 2-2 6, Torrian Jones 0-2 0-0 0, Harold Swanagan 1-1 0-0 2, **Totals: 31-49 16-24 83**

**Halftime** - Xavier 26, Notre Dame 40, Fouled Out - Young (XU), Rebounds - Xavier 37 (West 8, Sato 8), Notre Dame 31 (Murphy 8, Humphrey 6, Carroll 6), Assists - Xavier 8 (McAfee 3, five others 1), Notre Dame 19 (Ingelsby 9, Murphy 3, Humphrey 3), Turnovers - Xavier 14, Notre Dame 17, 3-Point FG - Xavier 3-20 (Frey 0-1, Price 0-1, Sato 2-7, McAfee 0-3, Chalmers 1-6, Young 0-2), Notre Dame 5-12 (Murphy 1-5, Graves 2-2, Carroll 2-3, Ingelsby 0-1, Jones 0-1), Total Fouls - Xavier 23, Notre Dame 16, Technical Fouls - Murphy (ND), A - 14,750

**Game 20: Xavier (#7 seed) vs. Hawaii (#10 seed), 2002 NCAA Tournament West Regional First Round, Friday, March 15 at American Airlines Center (Dallas, Texas)**

**Hawaii (58)** - Phil Martin 5-12 1-2 11, Carl English 4-15 0-1 9, Haim Shimonovich 0-3 0-0 0, Predrag Savovic 10-21 2-2 26, Mark Campbell 1-1 1-1 3, Mike McIntyre 3-7 0-0 9, Lance Takaki 0-0 0-0 0, Mindaugas Burneika 0-5 0-0 0, Ryne Holliday

0-0 0-0 0, Paul Jesniskis 0-0 0-0 0, Nkeruwem Akpan 0-0 0-0 0, **Totals: 23-64 4-6 58**

**Xavier (70)** - Kevin Frey 3-8 4-4 10, Dave Young 1-3 0-0 2, David West 4-10 5-6 13, Lionel Chalmers 4-13 7-8 15, Romain Sato 6-13 3-4 18, Jaison Williams 0-0 0-0 0, Anthony Coleman 0-0 0-0 0, Alvin Brown 4-4 2-2 10, Keith Jackson 1-3 0-0 2, **Totals: 23-54 21-24 70**

**Halftime** - Hawaii 40, Xavier 33, Fouled Out - Shimonovich (UH), Rebounds - Hawaii 35 (Martin 9, English 9), Xavier 40 (West 11, Sato 10), Assists - Hawaii 10 (Savovic 3, Burneika 3), Xavier 8 (Chalmers 6, Sato 1, Coleman 1), Turnovers - Hawaii 16, Xavier 14, 3-Point FG - Hawaii 8-24 (English 1-5, Savovic 4-9, McIntyre 3-7, Burneika 0-3), Xavier 3-15 (Frey 0-2, West 0-1, Chalmers 0-4, Sato 3-8), Total Fouls - Hawaii 21, Xavier 13, Technical Fouls - None, A - 19,951

**Game 21: Xavier (#7 seed) vs. Oklahoma (#2 seed), 2002 NCAA Tournament West Regional Second Round, Sunday, March 17 at American Airlines Center (Dallas, Texas)**

**Xavier (65)** - Kevin Frey 1-1 0-1 2, Dave Young 0-1 2-2 2, David West 7-14 3-6 18, Lionel Chalmers 1-12 4-4 6, Romain Sato 9-17 5-8 28, Jaison Williams 1-2 0-0 3, Anthony Coleman 1-2 0-0 2, Alvin Brown 1-2 1-2 4, Keith Jackson 0-1 0-0 0, **Totals: 21-52 15-23 65**

**Oklahoma (78)** - Ebi Ere 7-14 4-4 20, Aaron McGhee 8-16 8-9 25, Jabahri Brown 2-3 0-0 4, Quannas White 2-5 4-5 9, Hollis Price 4-10 4-4 12, Jason Detrick 0-3 3-4 3, Daryan Selvy 2-5 1-2 5, **Totals: 25-56 24-28 78**

**Halftime** - Xavier 36, Oklahoma 40, Fouled Out - None, Rebounds - Xavier 38 (West 8, Sato 8), Oklahoma 31 (Selvy 9, Ere 7), Assists - Xavier 11 (West 3, Sato 3), Oklahoma 12 (White 6, Price 3), Turnovers - Xavier 17, Oklahoma 6, 3-Point FG - Xavier 8-19 (West 1-3, Chalmers 0-3, Sato 5-10, Williams 1-1, Coleman 0-1, Brown 1-1), Oklahoma 4-12 (Ere 2-5, McGhee 1-3, White 1-1, Price 0-1, Detrick 0-2), Total Fouls - Xavier 19, Oklahoma 19, Technical Fouls - None, A - 19,951

**Game 22: Xavier (#3 seed) vs. Troy State (#14 seed), 2003 NCAA Tournament South Regional First Round, Friday, March 21 at Gaylord Entertainment Center (Nashville, Tenn.)**

**Troy State (59)** - Marcus Milhouse 3-6 0-0 9, Lacedrick Pettway 0-2 0-0 0, Rob Lewin 4-10 0-2 8, Greg Davis 8-20 0-0 20, Ben Fletcher 2-10 0-0 5, Eddie Baker 2-5 0-0 4, Herbert Evans 1-5 1-2 4, Jacob Hazouri 0-0 0-0 0, Lovelle Craig 1-3 1-2 3, Kendrick Johnson 2-4 0-0 6, **Totals: 23-65 2-6 59**

**Xavier (71)** - Dedrick Finn 0-5 2-4 2, David West 5-9 2-2 12, Anthony Myles 2-10 3-4 7, Lionel Chalmers 6-13 3-4 20, Romain Sato 7-18 3-4 18, Keith Jackson 4-7 0-0 8, Will Caudle 2-2 0-0 4, **Totals: 26-64 13-18 71**

**Halftime** - Troy State 22, Xavier 37, Fouled Out - None, Rebounds - Troy State 23 (Lewin 9, Fletcher 6), Xavier 47 (Myles 11, Sato 11), Assists - Troy State 13 (Davis 4, Evans 4), Xavier 19 (Chalmers 7, Sato 7), Turnovers - Troy State 9, Xavier 10, 3-Point FG - Troy State 11-29 (3-6, Pettway 0-2, Lewin 0-1, Davis 4-9, Fletcher 1-6, Baker 0-2, Evans 1-1, Johnson 2-2), Xavier 6-20 (Finn 0-3, Chalmers 5-9, Sato 1-8), Total Fouls - Troy State 19, Xavier 11, Technical Fouls - None, A - 17,484

**Game 23: Xavier (#3 seed) vs. Maryland (#6 seed), 2003 NCAA Tournament South Regional Second Round, Sunday, March 23 at Gaylord Entertainment Center (Nashville, Tenn.)**

**Maryland (77)** - Nik Caner-Medley 3-5 0-0 6, Tahj Holden 1-8 3-4 5, Ryan Randle 8-12 1-1 17, Drew Nicholas 6-16 3-4 17,



**David West, 2003 National Player of the Year, led number three seed Xavier in the 2003 NCAA Tournament.**

Steve Blake 3-7 2-2 9, Jamar Smith 6-6 0-0 12, Andre Collins 0-0 0-0 0, Travis Garrison 2-3 1-2 5, Calvin McCall 0-0 0-0 0, John Gilchrist 1-1 4-4 6, **Totals: 30-58 14-17 77**

**Xavier (64)** - Romain Sato 4-14 6-8 17, David West 6-17 10-14 22, Anthony Myles 4-9 0-0 8, Lionel Chalmers 4-9 1-2 12, Dedrick Finn 2-4 0-0 5, Keith Jackson 0-2 0-0 0, Will Caudle 0-2 0-0 0, **Totals: 20-57 17-24 64**

**Halftime** - Maryland 45, Xavier 28, Fouled Out - None, Rebounds - Maryland 39 (Nicholas 8, Blake 7), Xavier 28 (West 9, Chalmers 4), Assists - Maryland 19 (Blake 9, Nicholas 5), Xavier 12 (Finn 5, Sato 3, West 3), Turnovers - Maryland 8, Xavier 7, 3-Point FG - Maryland 3-13 (Caner-Medley 0-1, Holden 0-3, Nicholas 2-5, Blake 1-4), Xavier 7-18 (Sato 3-8, Chalmers 3-7, Finn 1-3), Total Fouls - Maryland 21, Xavier 16, Technical Fouls - None, A - 17,484

**Game 24: Xavier (#7 seed) vs. Louisville (#10 seed), 2004 NCAA Tournament Atlanta Regional First Round, Friday, March 19 at TD Waterhouse Centre (Orlando, Fla.)**

**Louisville (70)** - Kendall Dartez 0-3 2-2 2, Taquan Dean 6-12 1-1 19, Alhaji Mohammed 1-6 0-0 2, Luke Whitehead 6-14 2-2 15, Francisco Garcia 5-11 5-7 15, Brandon Jenkins 1-1 0-1 3, Grad Gianiny 0-0 0-0 0, Nate Daniels 1-5 0-0 3, Larry O'Bannon 2-6 0-0 5, Otis George 3-5 0-0 6, **Totals: 25-63 10-13 70**

**Xavier (80)** - Lionel Chalmers 8-13 7-9 25, Justin Cage 0-0 0-0 0, Romain Sato 5-11 9-10 24, Justin Doellman 0-3 2-2 2, Anthony Myles 7-14 1-1 15, Dedrick Finn 2-3 5-5 11, Brandon Cole 1-2 1-2 3, **Totals: 23-46 25-29 80.**

**Halftime** - Louisville 42, Xavier 31, Fouled Out - Dean (UL), Garcia (UL), Rebounds - Louisville 26 (George 6, Mohammed 4, Whitehead 4), Xavier 39 (Myles 11, Sato 8), Assists - Louisville 18 (Garcia 7, O'Bannon 4), Xavier 15 (Chalmers 6, Finn 6), Turnovers - Louisville 10, Xavier 15, 3-Point FG - Louisville 10-32 (Dartez 0-1, Dean 6-11, Mohammed 0-3, Whitehead 1-3, Garcia 0-4, Jenkins 1-1, Daniels 1-4, O'Bannon 1-5), Xavier 9-18 (Chalmers 2-6, Sato 5-8, Doellman 0-2, Finn 2-2), Total Fouls - Louisville 23, Xavier 13, Technical Fouls - Xavier bench, A - 15,961

**Game 25: Xavier (#7 seed) vs. Mississippi State (#2 seed), 2004 NCAA Tournament Atlanta Regional Second Round, Sunday, March 21 at TD Waterhouse Centre (Orlando, Fla.)**

**Xavier (89)** - Justin Cage 1-3 1-1 3, Justin Doellman 5-10 1-1 13, Anthony Myles 3-7 2-4 8, Lionel Chalmers 11-13 5-6 31, Romain Sato 4-10 2-2 12, Dedrick Finn 6-9 5-9 22, Keith Jackson 0-0 0-0 0, Keenan Christiansen 0-0 0-0 0, Brandon Cole 0-3 0-0 0, Will Caudle 0-0 0-0 0, Tom Compton 0-0 0-0 0, **Totals: 30-55 16-23 89**

**Mississippi State (74)** - Lawrence Roberts 4-11 2-4 11, Shane Power 6-11 1-2 16, Brandon Vincent 4-10 3-6 11, Timmy Bowers 6-14 1-2 15, Winsome Fraiser 3-13 3-4 12, Gary Ervin 3-8 3-3 9, Dennis Buse 0-0 0-0 0, Dietric Slater 0-0 0-0 0, Piotr Stelmach 0-2 0-0 0, Marcus Campbell 0-3 0-0 0, **Totals: 26-72 13-21 74**

**Halftime** - Xavier 34, Mississippi State 33. Fouled Out - Vincent (MS), Rebounds - Xavier 38 (Myles 14, Doellman 8), Mississippi State 40 (Vincent 12, Frazier 9), Assists - Xavier 14 (Finn 3, Doellman 3), Mississippi State 14 (Bowers 5, Ervin 5), Turnovers - Xavier 13, Mississippi State 8, 3-Point FG - Xavier 13-19 (Cage 0-1, Doellman 2-4, Chalmers 4-4, Sato 2-3, Finn 5-7), Mississippi State 9-26 (Roberts 1-2, Power 3-6, Bowers 2-7, Frazier 3-9, Ervin 0-1, Stelmach 0-1), Total Fouls - Xavier 14, Mississippi State 21, Technical Fouls - None, A - 15,640

**Game 26: Xavier (#7 seed) vs. Texas (#3 seed), 2004 NCAA Tourn. Atlanta Regional Semifinal, Friday, March 26 at Georgia Dome (Atlanta, Ga.)**

**Xavier (79)** - Justin Cage 2-2 1-1 5, Justin Doellman 4-9 1-1 10, Anthony Myles 4-10 1-5 9, Lionel Chalmers 4-15 4-5 14, Romain Sato 5-13 14-17 27, Dedrick Finn 3-7 3-4 11, Keith Jackson 1-1 0-0 2, Brandon Cole 0-1 1-2 1, **Totals 23-58 25-35 79**

**Texas (71)** - Brad Buckman 3-6 1-2 7, Jason Klotz 1-10 0-0 2, Brandon Mouton 9-15 1-3 21, Kenton Paulino 1-3 3-4 6, Royal Ivey 2-6 5-6 9, James Thomas 0-1 0-0 0, P.J. Tucker 4-10 2-2 10, Edgar Moreno 0-0 0-0 0, Kenny Taylor 0-1 0-0 0, Syd-mill Harris 2-3 0-0 5, Brian Boddicker 4-7 0-0 11, **Totals 26-62 12-17 71**

**Halftime** - Xavier 44, Texas 41, Fouled Out - Cage (XU), Mouton (UT), Rebounds - Xavier 39 (Chalmers 7, Myles 7), Texas 35 (Tucker 10, Klotz 8), Assists - Xavier 13 (Chalmers 6, Cole 2), Texas 12 (Ivey 6, Paulino 2), Turnovers - Xavier 7, Texas 8, 3-Point FG - Xavier 8-25 (Doellman 1-3, Chalmers 2-8, Sato 3-9, Finn 2-5), Texas 7-16 (Mouton 2-4, Paulino 1-3, Ivey 0-1, Taylor 0-1, Harris 1-2, Boddicker 3-5), Total Fouls - Xavier 20, Texas 27, Technical Fouls - Texas Bench (2), A - 24,533

**Game 27: Xavier (#7 seed) vs. Duke (#1 seed), 2004 NCAA Tournament Atlanta Regional Final, Sunday, March 28 at Georgia Dome (Atlanta, Ga.)**

**Xavier (63)** - Justin Cage 2-4 1-2 5, Justin Doellman 2-9 0-0 5, Anthony Myles 7-11 2-4 16, Lionel Chalmers 6-16 4-4 17, Romain Sato 2-10 6-9 10, Dedrick Finn 2-8 2-2 7, Brandon Cole 1-5 1-2 3, **Totals 22-63 16-23 63**

**Duke (66)** - Luol Deng 7-13 3-5 19, Shelden Williams 3-5 6-7 12, J.J. Redick 4-14 2-2 13, Daniel Ewing 4-11 2-2 13, Chris Duhon 2-8 2-2 6, Nick Horvath 0-0 0-0 0, Sean Dockery 0-1 0-0 0, Shavlik Randolph 1-2 1-2 3, **Totals 21-54 16-20 66**

**Halftime** - Xavier 30, Duke 28, Fouled Out - Myles (XU), Randolph (DU), Rebounds - Xavier 40 (Sato 11, Myles 10), Duke 39 (Williams 13, Deng 7, Redick 7), Assists - Xavier 8 (Sato 4, Finn 2), Duke 15 (Duhon 5, Deng 3, Ewing 3), Turnovers - Xavier 10, Duke 11, 3-Point FG - Xavier 3-15 (Doellman 1-3, Chalmers 1-5, Sato 0-3, Finn 1-4), Duke 8-20 (Deng 2-4, Redick 3-9, Ewing 3-6, Duhon 0-1), Total Fouls - Xavier 21, Duke 23, Technical Fouls - None, A - 24, 711





Then-freshman Derrick Brown grabbed 16 rebounds in the 2007 NCAA Tournament First Round win over BYU. The 16 rebounds equals the most by any XU player in an NCAA Tournament game.

**Game 28: Xavier (#14 seed) vs. Gonzaga (#3 seed), 2006 NCAA Tournament Oakland Regional First Round, Thursday, March 16 at Jon M. Huntsman Center (Salt Lake City, Utah)**  
**Xavier (75)** - Josh Duncan 2-7 6-8 11, Justin Cage 4-6 7-8 16, Justin Doellman 4-11 0-0 10, Johnny Wolf 4-7 0-2 10, Stanley Burrell 6-15 6-6 22, B.J. Raymond 1-4 0-0 2, Brandon Cole 0-1 2-5 2, Will Caudle 0-0 2-4 2, **Totals 21-51 23-33 75**  
**Gonzaga (79)** - Adam Morrison 11-21 9-11 35, Sean Mallon 2-4 0-0 4, J.P. Batista 5-7 8-8 18, P. Altidor-Cespedes 0-1 0-0 0, Derek Raivio 3-7 0-0 7, Jeremy Pargo 0-0 1-2 1, Larry Gurganovic 0-1 0-0 0, Erroll Knight 3-5 0-0 7, David Pendergraft 1-2 2-4 4, Josh Heytvelt 1-2 1-2 3, **Totals 26-50 21-27 79**  
**Halftime** - Xavier 39, Gonzaga 36, Fouled Out - Mallon (GU), Raivio (GU), Rebounds - Xavier 31 (Cole 7, Cage 5, Doellman 5), Gonzaga 33 (Batista 8, Knight 6). Assists - Xavier 14 (Burrell 5, Wolf 3), Gonzaga 11 (Morrison 4, Raivio 2), Turnovers - Xavier 8 (Duncan 3, Cole 2), Gonzaga 10 (Morrison 3, Batista 3), 3-Point FG - Xavier 10-28 (Duncan 1-4, Cage 1-2, Doellman 2-6, Wolf 2-5, Burrell 4-8, Raymond 0-3), Gonzaga 6-12 (Morrison 4-8, Altidor-Cespedes 0-1, Raivio 1-2, Knight 1-1), Total Fouls - Xavier 20, Gonzaga 25, Technical Fouls - None, A - 15, 122

**Game 29: Xavier (#9 seed) vs. Brigham Young (#8 seed), 2007 NCAA Tournament San Antonio Regional First Round, Thursday, March 15 at Rupp Arena (Lexington, Ky.)**  
**Xavier (79)** - Justin Cage 1-3 6-8 8, Justin Doellman 8-17 4-4 23, Brandon Cole 3-6 2-2 8, Drew Lavender 5-12 5-6 17, Stanley Burrell 0-4 0-2 0, Josh Duncan 1-4 4-4 6, Derrick Brown 3-4 2-3 8, B.J. Raymond 3-5 0-0 9, Johnny Wolf 0-1 0-0 0, **Totals 24-56 23-29 79**  
**Brigham Young (77)** - Keena Young 10-23 4-4 24, Trent Plaisted 3-8 3-5 9, Austin Ainge 4-14 2-2 12, Jimmy Balderson 4-7 1-1 10, Lee Cummond 2-4 0-1 5, Mike Rose 5-7 0-0 15, Vuk Ivanovic 0-0 0-0 0, Sam Burgess 1-2 0-2 0, Ben Murdock 0-0 0-0 0, Jonathan Tavernari 0-2 0-0 0, **Totals 29-67 10-13 77**  
**Halftime** - Xavier 32, BYU 38, Fouled Out - None, Rebounds - Xavier 37 (Brown 16, Cole 7), BYU 36 (Young 10, Plaisted

and Burgess 5), Assists - Xavier 12 (Lavender 5, Burrell 3), BYU 10 (Young 4, Ainge 3), Turnovers - Xavier 10, BYU 10. 3-Point FG - Xavier 8-17 (Raymond 3-4, Doellman 3-6, Lavender 2-3, Burrell 0-2, Duncan 0-2), BYU 9-19 (Rose 5-6, Ainge 2-7, Baldwin 1-3, Cummond 1-3), Total Fouls - Xavier 19, BYU 23, Technical Fouls - None, A - 20, 752

**Game 30: Xavier (#9 seed) vs. Ohio State (#1 seed), 2007 NCAA Tournament San Antonio Regional Second Round, Saturday, March 17 at Rupp Arena (Lexington, Ky.)**  
**Xavier (71)** - Justin Cage 8-8 6-8 25, Justin Doellman 6-13 0-0 13, Brandon Cole 2-6 2-3 6, Drew Lavender 2-13 0-0 5, Stanley Burrell 1-7 1-3 3, Josh Duncan 4-9 0-0 11, Derrick Brown 1-1 2-2 4, B.J. Raymond 1-3 0-0 2, Johnny Wolf 1-1 0-0 2, Jason Love 0-0 0-0 0, **Totals 26-61 11-16 71**  
**Ohio State (78)** - Ivan Harris 0-2 0-0 0, Greg Oden 5-12 4-7 14, Mike Conley 7-15 6-6 21, Ron Lewis 8-13 7-7 27, Jamar Butler 5-10 0-0 13, David Lighty 0-1 0-0 0, Daequan Cook 1-7 0-0 3, Matt Terwilliger 0-1 0-0 0, Othello Hunter 0-2 0-0 0, **Totals 26-63 17-20 78**  
**Halftime** - Xavier 25, OSU 29, End of Regulation - Xavier 62, OSU 62, Fouled Out - Oden (OSU), Rebounds - Xavier 28 (Doellman 7, Cage 6), OSU 45 (Oden 12, Lewis 8), Assists - Xavier 13 (Lavender 8, Doellman and Burrell 2), OSU 10 (Conley 4, Lewis and Butler 2), Turnovers - Xavier 9, OSU 14, 3-Point FG - Xavier 8-23 (Cage 3-3, Duncan 3-6, Doellman 1-5, Lavender 1-6, Burrell 0-1, Raymond 0-2), OSU 9-21 (Lewis 4-5, Butler 3-7, Conley 1-3, Cook 1-4, Harris 0-2), Total Fouls - Xavier 21, OSU 19, Technical Fouls - None, A - 20, 882

**Game 31: Xavier (#3 seed) vs. Georgia (#14 seed), 2008 NCAA Tourn. First Round, Thursday, March 20 at Verizon Center (Washington, D.C.)**  
**Georgia (61)** - Billy Humphrey 5-9 0-0 12, Albert Jackson 1-6 2-2 4, Dave Bliss 3-4 0-0 6, Sundiata Gaines 6-14 0-0 13, Terrence Woodbury 6-12 1-2 16, Zac Swansy 0-1 0-0 0, Troy Brewer 0-1 0-0 0, Corey Butler 0-2 0-1 0, Jeremy Price 5-7 0-0 10, **Totals 26-56 3-5 61**  
**Xavier (73)** - Josh Duncan 4-9 11-14 20, Derrick Brown 7-9 4-5 19, C.J. Anderson 0-3 6-6 6, Drew Lavender 5-12 2-2 13, Stanley Burrell 0-3 3-4 3, B.J. Raymond 3-9 0-0 8, Dante Jackson 1-1 0-0 3, Jason Love 0-1 1-2 1, **Totals 20-47 27-33 73**  
**Halftime** - Georgia 35, Xavier 26, Fouled Out - Bliss (Georgia), Rebounds - Georgia 31 (Woodbury 7, Jackson 6), Xavier 29 (Brown 11, Duncan 8). Assists - Georgia 10 (Gaines 6, Humphrey 2), Xavier 11 (Burrell 5, Anderson 2, Lavender 2), 3-Point FG - Georgia 6-18 (Woodbury 3-8, Humphrey 2-5, Gaines 1-3, Butler 0-1, Brewer 0-1), Xavier 6-18 (Raymond 2-6, Lavender 1-3, Brown 1-1, Duncan 1-5, Jackson 1-1, Burrell 0-2). Total Fouls - Georgia 22, Xavier 12, Technical Fouls - None, A - 18, 400

**Game 32: Xavier (#3 seed) vs. Purdue (#6 seed), 2008 NCAA Tourn. Second Round, Sat., March 22 at Verizon Center (Washington, D.C.)**  
**Purdue (78)** - Chris Kramer 3-4 0-0 6, Robbie Hummel 2-10 2-2 7, Keaton Grant 4-7 8-10 19, Nemanja Calasan 1-5 0-2 2, E'Twaun Moore 7-18 0-0 15, Tarrance Crump 3-6 5-5 11, Scott Martin 2-6 1-2 6, Marcus Green 3-7 0-0 8, JaJuan Johnson 1-4 2-2 4, **Totals 26-67 18-23 78**  
**Xavier (85)** - Josh Duncan 5-11 4-4 16, Derrick Brown 4-6 0-0 8, C.J. Anderson 6-11 6-8 18, Drew Lavender 4-7 8-8 18, Stanley Burrell 3-6 5-8 11, B.J. Raymond 2-4 1-1 6, Dante Jackson 0-0 0-0 0, Jason Love 3-5 2-4 8, **Totals 27-50 26-33 85**  
**Halftime** - Purdue 32, Xavier 35, Fouled Out - Green (Purdue), Kramer (Purdue), Grant (Purdue), Rebounds - Purdue 37 (Hummel 9, Martin 6), Xavier 34 (An-



Justin Doellman, who scored 23 points in a 2007 NCAA win over BYU, was also a starter on the 2004 Elite Eight team.

derson 7, Raymond 6), Assists - Purdue 9 (Martin 2, Green 2, Hummel 2), Xavier 12 (Lavender 9, Brown 1, Anderson 1, Burrell 1), 3-Point FG - Purdue 8-21 (Grant 3-6, Green 2-2, Hummel 1-5, Martin 1-2, Moore 1-4, Calasan 0-1, Crump 0-1), Xavier 5-12 (Duncan 2-5, Lavender 2-3, Raymond 1-3, Brown 0-1). Total Fouls - Purdue 26, Xavier 17, Technical Fouls - None, A - 18, 400

**Game 33: Xavier (#3 seed) vs. West Virginia (#7 seed), 2008 NCAA Tournament West Region Semifinal, Thursday, March 27 at US Airways Center (Phoenix, Ariz.)**  
**West Virginia (75)** - Da'Sean Butler 7-15 1-1 16, Joe Alexander 8-18 2-4 18, Wellington Smith 3-8 2-4 8, Darris Nichols 1-6 4-4 6, Alex Ruoff 6-11 2-3 14, Cam Thoroughman 0-0 1-2 1, Joe Mazzulla 2-7 6-9 10, Ted Talkington 0-0 0-0 0, Jamie Smalligan 1-1 0-0 2, **Totals 28-66 18-27 75**  
**Xavier (79)** - Josh Duncan 7-15 9-10 26, Derrick Brown 3-4 2-4 9, C.J. Anderson 6-12 0-2 12, Drew Lavender 3-11 0-0 9, Stanley Burrell 3-7 1-2 8, B.J. Raymond 3-5 0-2 8, Dante Jackson 1-1 0-0 3, Jason Love 2-4 0-1 4, **Totals 28-59 12-21 79**  
**Halftime** - WVU 25, Xavier 32, End of Regulation - WVU 64, Xavier 64. Fouled Out - Smith (WVU), Alexander (WVU), Brown (Xavier), Anderson (Xavier), Rebounds - West Virginia 38 (Alexander 10, Butler 7), Xavier 41 (Anderson 10, Love 10), Assists - West Virginia 16 (Mazzulla 5, Nichols 4), Xavier 16 (Lavender 7, Burrell 5), 3-Point FG - West Virginia 1-11 (Butler 1-4, Ruoff 0-2, Mazzulla 0-1, Nichols 0-3, Alexander 0-1), Xavier 11-19 (Lavender 3-6, Duncan 3-4, Raymond 2-4, Jackson 1-1, Burrell 1-2, Brown 1-2), Total Fouls - West Virginia 21, Xavier 25, Technical Fouls - None, A - 18, 103

**Game 34: UCLA (#1 seed) vs. Xavier (#3 seed), 2008 NCAA Tournament West Region Final, Saturday March 29, at US Airways Center (Phoenix, Ariz.)**  
**Xavier (57)** - Josh Duncan 4-11 2-3 11, Derrick Brown 6-8

1-3 13, C.J. Anderson 4-10 2-2 10, Drew Lavender 2-9 0-0 5, Stanley Burrell 2-6 3-4 8, Adrien Graves 0-1 0-0 0, Charles Bronson 0-0 0-0 0, B.J. Raymond 1-4 0-0 3, Dante Jackson 1-5 0-0 2, Jason Love 1-4 3-4 5, **Totals 21-58 11-16 57**  
**UCLA (76)** - Josh Shipp 1-7 3-3 5, Luc Ri Mbah a Moute 5-9 3-6 13, Kevin Love 7-11 3-4 19, Russell Westbrook 7-11 2-3 17, Darren Collison 7-12 2-2 19, Mustafa Abdul-Hamid 0-0 0-0 0, Alfred Aboya 0-0 0-0 0, James Keefe 0-0 0-0 0, Lorenzo Mata-Real 0-1 0-0 0, Chace Stanback 1-1 0-0 3, Nikola Dragovic 0-0 0-0 0, **Totals 28-52 13-18 76**  
**Halftime** - Xavier 24, UCLA 33, Fouled Out - None, Rebounds - Xavier 28 (Brown 6, Lavender 6), UCLA 37 (Mbah a Moute 13, Love 10). Assists - Xavier 12 (Lavender 6, Burrell 3), UCLA 17 (Collison 5, Love 4). 3-Point FG - Xavier 4-19 (Duncan 1-6, Lavender 1-3, Burrell 1-2, Raymond 1-3, Graves 0-1, Jackson 0-3, Brown 0-1), UCLA 7-15 (Collison 3-3, Love 2-4, Stanback 1-1, Westbrook 1-3, Shipp 0-4), Total Fouls - Xavier 15, UCLA 19, Technical Fouls - None, A - 18, 103

**Game 35: Xavier (#4 seed) vs. Portland State (#13 seed), 2009 NCAA Tournament First Round, Friday, March 20 at Taco Bell Arena (Boise, Idaho)**  
**Portland State (59)** - Kyle Coston 1-3 1-2 4, Phil Nelson 0-3 0-0 0, Jamie Jones 6-9 4-6 16, Andre Murray 5-9 1-4 14, Jeremiah Dominguez 5-9 1-4 13, Julius Thomas 0-0 0-0 0, Mickey Polis 2-2 0-0 6, Dominic Waters 3-11 0-0 6, Tyrell Mara 0-0 0-0 0, Wendell Wright 0-0 0-0 0, Louis Lee 0-0 0-0 0, **Totals 22-46 7-16 59**  
**Xavier (77)** - Derrick Brown 6-10 1-5 13, C.J. Anderson 6-9 2-3 14, Jason Love 0-1 4-4 4, B.J. Raymond 5-11 0-13, Dante Jackson 5-9 0-1 13, Brad Redford 1-2 0-0 3, Stephen Duckett 0-0 0-0 0, Andrew Taylor 0-0 0-0 0, Jamel McLean 2-4 1-1 5, Kenny Frease 2-4 0-0 4, Joe Hughes 0-0 0-0 0, Tu Holloway 2-4 3-4 8, **Totals 29-54 11-18 77**  
**Halftime** - Portland State 35, Xavier 42, Fouled Out - None, Rebounds - Portland State 21 (Jones 5, Nelson 4, Dominguez 4), Xavier 34 (Love 8, Raymond 6, McLean 6), Assists - Portland State 12 (Waters 4, Murray 2, Dominguez 2), Xavier 12 (Jackson 3, Anderson 3), 3-Point FG - Portland State 8-21 (Murray 3-6, Polis 2-2, Dominguez 2-5, Coston 1-2, Nelson 0-2, Waters 0-4), Xavier 8-19 (Raymond 3-7, Jackson 3-7, Redford 1-2, Holloway 1-2, Brown 0-1), Total fouls - Portland State 18, Xavier 17, Technical fouls - None, A - 12, 194

**Game 36: Xavier (#4 seed) vs. Wisconsin (#12 seed), 2009 NCAA Tournament Second Round, Sunday, March 22 at Taco Bell Arena (Boise, Idaho)**  
**Wisconsin (49)** - Marcus Landry 8-14 2-2 18, Jon Leuer 1-2 1-2 4, Joe Krabbenhoft 0-2 0-0 0, Trevon Hughes 3-16 11-13 17, Jason Bohannon 2-12 0-0 5, Jordan Taylor 0-1 0-0 0, Tim Jarmusz 1-1 0-0 3, Rob Wilson 0-0 0-0 0, Keaton Nankivil 1-8 0-0 2, **Totals 16-56 14-17 49**  
**Xavier (60)** - Derrick Brown 3-10 2-2 10, C.J. Anderson 1-6 3-6 5, Jason Love 0-3 2-2 2, B.J. Raymond 4-11 5-6 15, Dante Jackson 2-5 3-4 8, Brad Redford 0-0 0-0 0, Jamel McLean 3-5 0-0 6, Kenny Frease 3-3 1-4 7, Tu Holloway 2-3 2-2 7, **Totals 18-46 18-26 60**  
**Halftime** - Wisconsin 27, Xavier 25, Fouled Out - Krabbenhoft (Wisconsin), Brown (Xavier), Rebounds - Wisconsin 30 (Landry 10, Hughes 4, Bohannon 4), Xavier 37 (Anderson 8, Jackson 5), Assists - Wisconsin 5 (Taylor 2), Xavier 12 (Anderson 3, Holloway 3, Jackson 3), 3-Point FG - Wisconsin 3-20 (Jarmusz 1-1, Bohannon 1-7, Leuer 1-1, Krabbenhoft 0-1, Nankivil 0-1, Hughes 0-7, Landry 0-2), Xavier 6-14 (Brown 2-3, Raymond 2-7, Jackson 1-2, Holloway 1-2), Total Fouls - Wisconsin 23, Xavier 20, Technical Fouls - None, A - 12, 184



Justin Cage was a starter on Xavier's 2004 Elite Eight team as a freshman and scored his career-high of 25 points as a senior in the heartbreaking overtime loss to No. 1 seed Ohio State in the 2007 NCAA Tournament Second Round.

**Game 37: Xavier (#4 seed) vs. Pittsburgh (#1 seed), 2009 NCAA Tournament East Regional Semifinal, Thursday, March 26 at TD Banknorth Garden, (Boston, Mass.)**

**Xavier (55)** – Derrick Brown 6-15 0-0 14, C.J. Anderson 2-9 2-2 6, Jason Love 0-0 1-2 1, B.J. Raymond 6-19 2-2 15, Dante Jackson 4-7 0-0 9, Brad Redford 1-4 0-0 3, Jamel McLean 1-4 0-0 2, Kenny Frease 1-3 2-2 4, Tu Holloway 0-3 1-2 1, **Totals: 21-64 8-10 55**

**Pittsburgh (60)** – Tyrell Biggs 0-0 0-0 0, Sam Young 7-16 4-4 19, DeJuan Blair 5-16 0-1 10, LeVance Fields 5-11 2-5 14, Jermaine Dixon 2-9 0-0 4, Gilbert Brown 2-5 2-2 7, Ashton Gibbs 0-3 0-0 0, Brad Wanamaker 1-5 4-7 6, Gary McGhee 0-0 0-0 0, **Totals: 22-65 12-19 60**

**Halftime** – Xavier 37, Pitt 29, Fouled Out – Jackson (XU), Rebounds – Xavier 44 (Brown 9, Anderson 8), Pitt 44 (Blair 17, Brown 6), Assists – Xavier 9 (Anderson 3, Brown and Holloway 2), Pitt 9 (Fields 6, Young 1, Blair 1, Brown, 1), Turnovers – Xavier 10, Pitt 9. 3-Point FG – Xavier 5-23 (Brown 2-6, Raymond 1-8, Jackson 1-3, Redford 1-4, Holloway 0-2), Pitt 4-15 (Fields 2-5, Young 1-2, Dixon 0-3, Brown 1-2, Gibbs 0-2, Wanamaker 0-1), Total Fouls – Xavier 17, Pitt 13, Technical Fouls – None, A–18,831

**Game 38: Minnesota (#11 seed) vs. Xavier (#6 seed), 2010 NCAA Tournament First Round, Friday, March 19 at Bradley Center (Milwaukee, Wisc.)**

**Minnesota (54)** – Damian Johnson 3-7 1-2 7, Ralph Sampson 2-8 0-0 4, Lawrence Westbrook 6-16 4-4 19, Blake Hoffarber 2-7 0-0 6, Devoe Joseph 1-6 2-3 4, Paul Carter 1-6 1-2 4, Bry-

ant Allen 0-0 0-0 0, Devron Bostick 2-5 0-0 5, Justin Cobbs 0-0 0-0 0, Rodney Williams 0-0 0-0 0, Colton Iverson 2-7 1-3 5, **Totals: 19-62 9-14 54**

**Xavier (65)** – Jamel McLean 3-9 1-3 7, Dante Jackson 2-7 3-4 9, Jason Love 1-9 5-5 7, Tu Holloway 2-10 2-3 6, Jordan Crawford 11-21 1-2 28, Mark Lyons 1-4 0-0 2, Brad Redford 0-0 0-0 0, Andrew Taylor 0-0 0-0 0, Kenny Frease 3-6 0-2 6, **Totals: 23-67 12-19 65**

**Halftime** – Minnesota 26, Xaver 26, Fouled Out – None, Rebounds – Minnesota 41 (Carter 9, Hoffarber 7), Xavier 50 (McLean 14, Love 8), Assists – Minnesota 14 (Johnson 4, Joseph 4), Xavier 15 (Crawford 5, Holloway 4), 3-Point FG – Minnesota 7-26 (Westbrook 3-8, Hoffarber 2-6, Carter 1-3, Bostick 1-3, Johnson 0-3, Joseph 0-3), Xavier 7-20 (Crawford 5-11, Jackson 2-6, Holloway 0-2, Lyons 0-1), Total Fouls – Minnesota 18, Xavier 16, Technical Fouls – None, A – 17,847

**Game 39: Xavier (#6 seed) vs. Pittsburgh (#3 seed), 2010 NCAA Tournament Second Round, Sunday, March 21 at Bradley Center (Milwaukee, Wisc.)**

**Xavier (71)** – Jamel McLean 1-4 0-2 2, Dante Jackson 3-6 0-2 9, Jason Love 5-8 4-5 14, Tu Holloway 4-7 5-5 13, Jordan Crawford 9-15 5-5 27, Mark Lyons 0-3 1-4 1, Brad Redford 2-3 0-0 5, Andrew Taylor 0-0 0-0 0, Kenny Frease 0-4 0-0 0, **Totals: 24-50 15-23 71**

**Pittsburgh (68)** – Nasir Robinson 4-8 0-1 8, Gary McGhee 0-1 0-0 0, Ashton Gibbs 6-16 3-4 19, Brad Wanamaker 5-13 6-10 16, Jermaine Dixon 1-9 0-0 2, Travon Woodall 2-5 0-0 4, Chase Adams 0-0 0-0 0, Gilbert Brown 5-9 1-1 14, Dante Taylor 2-3 1-2 5, J.J. Richardson 0-0 0-0 0, **Totals: 25-64 11-18 68**

**Halftime** – Xavier 35, Pittsburgh 28, Fouled Out – Brown (Pittsburgh), Rebounds – Xavier 31 (Love 8, McClean 6, Crawford 6), Pittsburgh 40 (Wanamaker 10, Dixon 5, Woodall 5), Assists – Xavier 9 (Holloway 3, Lyons 2), Pittsburgh 12 (Wanamaker 5, Woodall 5), 3-Point FG – Xavier 8-16 (Crawford 4-7, Jackson 3-6, Redford 1-2, Lyons 0-1), Pittsburgh 7-21 (Gibbs 4-13, Brown 3-4, Robinson 0-1, Wanamaker 0-1, Dixon 0-1, Woodall 0-1), Total Fouls – Xavier 16, Pittsburgh 18, Technical Fouls – None, A – 18,031

**Game 40: Xavier (#6 seed) vs. Kansas State (#2 seed), 2010 NCAA Tournament West Regional Semifinal, Thursday March 25 at EnergySolutions Arena (Salt Lake City, Utah)**

**Xavier (96)** – Jamel McLean 0-2 5-6 5, Jason Love 5-13 1-2 11, Dante Jackson 4-7 0-0 11, Tu Holloway 6-14 10-13 26, Jordan Crawford 13-29 3-4 32, Brian Walsh 0-0 0-0 0, Mark Lyons 1-3 0-0 2, Brad Redford 2-4 0-0 6, Kevin Feeney 0-0 0-0 0, Andrew Taylor 0-0 3-4 3, Kenny Frease 0-0 0-0 0, **Totals: 31-72 22-29 96**

**Kansas State (101)** – Dominique Sutton 2-3 0-1 4, Curtis Kelly 9-17 3-6 21, Luis Colon 1-1 0-3 2, Jacob Pullen 9-20 4-4 28, Denis Clemente 10-24 3-3 25, Jordan Henriquez 0-1 0-0 0, Martavious Irving 0-1 0-0 0, Rodney McCruider 0-1 0-0 0, Chris Merriwether 0-0 3-4 3, Jamar Samuels 4-7 6-8 14, Wally Judge 2-3 0-0 4, **Totals: 37-78 19-29 101**

**Halftime** – Xavier 32, Kansas State 31, **End of Regulation** – Xavier 72, Kansas State 72, **End of First Overtime** – Xavier 87, Kansas State 87, Fouled Out – McLean (Xavier), Sutton (Kansas State), Judge (Kansas State), Rebounds – Xavier 51 (Love 15, McLean 7), Kansas State 40 (Kelly 8, Clemente 5, Samuels 5), Assists – Xavier 12 (Holloway 6, Jackson 2, Crawford 2, Lyons 2), Kansas State 19 (Clemente 5, Kelly 4), 3-Point FG – Xavier 12-28 (Holloway 4-6, Jackson 3-6, Crawford 3-12, Redford 2-4), Kansas State 8-19 (Pullen 6-12, Clemente 2-6, Samuels 0-1), Total Fouls – Xavier 28, Kansas State 25, Technical Fouls – Lyons (Xavier), Clemente (Kansas State), A -17,254

**Game 41: Xavier (#6 seed) vs. Marquette (#11 seed), 2011 NCAA Tournament Second Round, Friday, March 18 at Quicken Loans Arena (Cleveland, Ohio)**

**Marquette (66)** – Erik Williams 2-3 1-1 5, Jimmy Butler 5-8 5-6 15, Chris Otule 0-2 0-0 0, Darius Johnson-Odom 6-11 3-5 19, Dwight Buycks 3-7 1-2 8, Vander Blue 0-1 0-0 0, Junior Cadougan 2-2 1-3 5, Joseph Fulce 0-0 0-0 0, Jamaal Jones 0-0 0-0 0, Jae Crowder 4-6 2-2 10, Robert Frozena 0-1 0-0 0, Davante Gardner 2-4 0-0 4, **Totals: 24-45 13-19 66**

**Xavier (55)** – Jamel McLean 1-6 2-5 4, Kenny Frease 4-6 4-4 12, Mark Lyons 3-9 0-0 6, Dante Jackson 4-11 1-2 10, Tu Holloway 1-8 2-2 5, Jordan Latham 0-0 0-0 0, Jay Canty 0-0 0-0 0, Andrew Taylor 7-8 2-2 16, Jeff Robinson 1-3 0-0 2, Griffin McKenzie 0-0 0-0 0, **Totals: 21-51 11-15 55**

**Halftime** – Marquette 33, Xavier 20, Fouled Out – Otule (Marquette), Rebounds – Marquette 26 (Crowder 6, Butler 5, Gardner 5), Xavier 30 (McLean 9, Frease 5), Assists – Marquette 13 (Butler 4, Johnson-Odom 2, Buycks 2, Crowder 2), Xavier 11 (Holloway 5, Frease 2, Lyons 2). 3-Point FG – Marquette 5-12 (Johnson-Odom 4-6, Buycks 1-3, Williams 0-1, Crowder 0-2), Xavier 2-13 (Holloway 1-5, Jackson 1-5, Robinson 0-1, Lyons 0-2), Total Fouls – Marquette 18, Xavier 19. Technical Fouls – None, A – 20,164

**Game 42: Xavier (#10 Seed) vs. Notre Dame (#7 Seed), 2012 NCAA Tournament Second Round, Friday, March 16 at Greensboro Coliseum (Greensboro, N.C.)**

**Xavier (67)** – Dezmie Wells 3-6 7-11 14, Andre Walker 1-1 6-10 8, Kenny Frease 4-8 2-2 10, Mark Lyons 3-9 0-0 8, Tu Holloway 10-15 3-4 25, Dee Davis 0-0 0-0 0, Brad Redford 0-0 0-0 0, Jeff Robinson 1-5 0-0 2, Travis Taylor 0-0 0-0 0, **Totals: 22-44 18-27 67**

**Notre Dame (63)** – Pat Connaughton 4-7 0-0 10, Jack Cooley 8-8 2-6 18, Eric Atkins 2-7 1-2 7, Scott Martin 4-9 1-1 11, Gerian Grant 4-13 0-0 11, Alex Dragicevich 1-3 0-0 2, Tom Knight 2-2 0-0 4, Joey Brooks 0-0 0-0 0, **Totals: 25-49 4-9 63**

**Halftime** – Xavier 31, Notre Dame 33, Fouled Out – Martin (Notre Dame), Rebounds – Xavier 30 (Wells 11, Walker 6), Notre Dame 21 (Cooley 7, Martin 7), Assists – Xavier 11 (Lyons 6, Holloway 2), Notre Dame 19 (Grant 7, Martin 3, Dragicevich 3), 3-Point-FG – Xavier 5-10 (Wells 1-2, Lyons 2-4, Holloway 2-4), Notre Dame 9-21 (Connaughton 2-4, Atkins 2-4, Martin 2-5, Grant 3-6, Dragicevich 0-2), Total Fouls – Xavier 14, Notre Dame 16. Technical Fouls- None, A – 16,523

**Game 43: Lehigh (#15 Seed) vs. Xavier (#10 Seed), 2012 NCAA Tournament Third Round, Sunday, March 18 at Greensboro Coliseum (Greensboro, N.C.)**

**Lehigh (58)** – John Adams 2-7 0-0 4, Gabe Knutson 3-5 5-6 11, Jordan Hamilton 0-6 0-0 0, C.J. McCollum 5-22 4-4 14, Mackey McKnight 7-15 3-8 20, Anthony D'Orazio 0-0 0-0 0, Holden Greiner 1-2 0-0 2, Stefan Cvrkalj 0-1 0-0 0, Justin Maneri 1-1 1-2 1, B.J. Bailey 2-5 0-0 4, **Totals: 21-64 13-20 58**

**Xavier (70)** – Dezmie Wells 0-2 0-0 0, Andre Walker 2-4 1-2 5, Kenny Frease 11-13 3-5 25, Mark Lyons 2-8 2-3 7, Tu Holloway 6-15 5-7 21, Dee Davis 2-3 0-0 6, Brad Redford 0-1 0-0 0, Justin Martin 1-3 0-0 2, Jeff Robinson 0-4 4-4 4, Travis Taylor 0-1 0-0 0, Griffin McKenzie 0-0 0-0 0, **Totals: 24-54 15-21 70**

**Halftime** – Lehigh 37, Xavier 33, Fouled Out – Knutson (Lehigh), Rebounds – Lehigh 36 (McCollum 8, Knutson 6), Xavier 43 (Frease 12, Robinson 8), Assists – Lehigh 4 (Bailey 2, McCollum 1, McKnight 1), Xavier 8 (Lyons 3, Walker 2, Holloway 2). 3-Point-FG – Lehigh 3-22 (Adams 0-4, Hamilton 0-4, McCollum 0-6, McKnight 3-7, Bailey 0-1), Xavier 7-15 (Wells 0-1, Lyons 1-1, Holloway 4-8, Davis 2-3, Redford 0-1, Martin 0-1), Total Fouls – Lehigh 20, Xavier 15. Technical Fouls- None, A – 18,722

**Game 44: Xavier (#10 Seed) vs. Baylor (#3 Seed), 2012 NCAA Tournament Regional Semifinal, Friday, March 23 at Georgia Dome (Atlanta, Ga.)**

**Xavier (70)** – Dezmie Wells 1-6 0-0 2, Andre Walker 0-2 0-0 0, Kenny Frease 7-10 4-5 18, Mark Lyons 5-15 6-9 16, Tu Holloway 6-13 9-10 22, Dee Davis 1-1 0-0 2, Brad Redford 0-0 0-0 0, Justin Martin 2-4 0-0 6, Jeff Robinson 2-4 0-0 4, Travis Taylor 0-1 0-0 0, **Totals: 24-56 19-24 70**

**Baylor (75)** – Quincy Acy 8-11 4-4 20, Quincy Miller 3-7 0-0 6, Perry Jones III 7-8 0-0 14, Brady Heslip 3-7 4-4 11, Pierre Jackson 5-12 3-10 16, Deuce Bello 0-2 1-2 1, A.J. Walton 1-4 0-0 2, Cory Jefferson 0-1 0-0 0, Anthony Jones 2-5 0-0 5, **Totals: 29-57 12-14 75**

**Halftime** – Xavier 29, Baylor 36, Fouled Out – Walton (Baylor), Rebounds – Xavier 29 (Wells 5, Martin 5), Baylor 35 (Acy 15, Jones III 5), Assists – Xavier 10 (Holloway 3, Lyons 2, Walker 2), Baylor 21 (Jackson 10, Walton 5). 3-Point-FG – Xavier 3-15 (Wells 0-2, Walker 0-1, Lyons 0-4, Holloway 1-5, Martin 2-3), Baylor 5-15 (Miller 0-2, Heslip 1-3, Jackson 3-7, Walton 0-1, Jones 1-2), Total Fouls – Xavier 15, Baylor 17. Technical Fouls – None, A - 24,731

**Game 45: North Carolina State (#12 Seed) vs. Xavier (#12 Seed), 2014 NCAA Tournament First Round-Midwest Region, Tuesday, March 18 at University of Dayton Arena (Dayton, Ohio)**

**North Carolina State (74)** – T.J. Warren 10-18 5-8-25, Kyle Washington 3-3 0-0 6, Jordan Vandenberg 4-5 1-1-6 9, Tyler Lewis 3-6 0-1-7, Ralston Turner 6-11-2-2-17, Anthony Barber 1-1 0-0-2, Desmond Lee 0-4 4-4-4, Lennard Freeman 1-3 0-0-2, BeelJay Anya 1-2 0-0-2, **Totals: 29-53-12-16-74**

**Xavier (59)** – Justin Martin 3-12-2-2-8, Isaiiah Plumford 4-6-3-4-11, Matt Stainbrook 9-15-1-4-19, Semaj Christon 6-11-1-2-14, Dee Davis 1-4-2-2-5, Jalen Reynolds 0-4-2-2-2, James Farr 0-0 0-0 0, Brandon Randolph 0-0 0-0 0, Myles Davis 0-3 0-0 0, Erik Stenger 0-0 0-0 0, **Totals: 23-55-11-16-59**

**Halftime** – North Carolina State 34, Xavier 28, Rebounds – North Carolina State 29 (Freeman 6, Warren 5), Xavier 31 (Stainbrook 9, Reynolds 7), Assists – North Carolina State 16 (Lewis 8, Warren 2, Vandenberg 2, Turner 2), Xavier 7 (Christon 4, D. Davis 2). 3-Point-FG – North Carolina State 4-14 (Warren 0-2, Lewis 1-3, Turner 3-7, Lee 0-2), Xavier 2-14 (Martin 0-6, Christon 1-2, D. Davis 1-3, M. Davis 0-3), Total Fouls – North Carolina State 14, Xavier 17. Technical Fouls – None, A - 12,077

**Game 46: Ole Miss (#11 Seed) vs. Xavier (#6 Seed), 2015 NCAA Tournament Second Round, Thursday, March 19 at Veterans Memorial Arena (Jacksonville, Fla.)**

**Ole Miss (57)** – M.J. Rhett 6-9 0-0 12, Sebastian Saiz 2-5 0-0 4, Martavious Newby 3-12 0-1 7, Jarvis Summers 0-8 0-0 0, Stefan Moody 5-18 2-2 14, Terence Smith 1-3 0-0 3, LaDarius White 4-10 1-2 11, Anthony Perez 0-1 0-0 0, Dwight Coleby 2-4 0-0 4, Aaron Jones 1-3 0-0 2, **Totals: 24-73 3-5 57**

**Xavier (76)** – James Farr 2-3 1-4 6, Trevon Bluiett 1-5 2-2 4, Matt Stainbrook 8-10 4-4 20, Remy Abell 3-5 1-1 8, Dee Davis 5-10 3-4 17, Larry Austin Jr. 1-2 0-0 2, Jalen Reynolds 2-12 2-4 6, Brandon Randolph 0-0 0-0 0, Myles Davis 2-5 0-0 6, Sean O'Mara 0-0 1-2 1, J.P. Macura 2-4 0-0 6, **Totals: 26-56 14-21 76**

**Halftime** – Ole Miss 24, Xavier 36, Fouled Out – None, Rebounds – Ole Miss 39 (Newby 13, Saiz 5), Xavier 44 (Farr 13, Stainbrook 9), Assists – Ole Miss 16 (Summers 7, Moody 4), Xavier 17 (Stainbrook 5, D. Davis 3), 3-Point-FG – Ole Miss 6-27 (Newby 1-3, Summers 0-4, Moody 2-9, Smith 1-3, White 2-7, Perez 0-1), Xavier 10-23 (Farr 1-1, Bluiett 0-2, Abell 1-2,

D. Davis 4-9, M. Davis 2-5, Macura 2-4), Total Fouls – Ole Miss 21, Xavier 14. Technical Fouls – Xavier, Stainbrook, A- 11,758

**Game 47: Georgia State (#14 Seed) vs. Xavier (#6 Seed), 2015 NCAA Tournament Third Round, Saturday, March 21 at Veterans Memorial Arena (Jacksonville, Fla.)**

**Georgia State (67)** – Markus Crider 5-8 0-0 10, Curtis Washington 4-5 0-0 8, Kevin Ware 3-4 2-4 8, RYann Green 1-4 0-0 2, R.J. Hunter 6-15 5-5 20, Isaiah Dennis 0-1 0-0 0, Jalen Brown 1-1 0-0 3, Jordan Session 1-1 0-0 2, T.J. Shipes 3-3 2-4 8, Carter Cagle 0-0 0-0 0, Ryan Harrow 2-4 0-0 6, **Totals: 26-46 9-13 67**

**Xavier (75)** – James Farr 0-1 2-2 2, Trevon Bluiett 1-3 0-0 3, Matt Stainbrook 4-5 1-2 9, Remy Abell 2-5 4-5 8, Dee Davis 3-3 8-9 15, Larry Austin Jr. 0-0 0-0 0, Jalen Reynolds 8-9 5-5 21, Myles Davis 5-8 2-2 17, Sean O'Mara 0-0 0-0 0, J.P. Macura 0-0 0-0 0, **Totals: 23-34 22-25 75**

**Halftime** – Georgia State 28, Xavier 32, Fouled Out – Crider (Georgia State), Green (Georgia State), Rebounds – Georgia State 12 (Hunter 4, Washington 3), Xavier 23 (Stainbrook 6, Reynolds 6), Assists – Georgia State 17 (Hunter 5, Ware 4), Xavier 13 (D. Davis 5, Abell 2, Stainbrook 2, Bluiett 2), 3-Point-FG – Georgia State 6-14 (Green 0-1, Hunter 3-8, Brown 1-1, Harrow 2-4), Xavier 7-13 (Bluiett 1-2, Abell 0-2, D. Davis 1-1, M. Davis 5-8), Total Fouls – Georgia State 22, Xavier 17. Technical Fouls – None, A – 13,687

**Game 48: Xavier (#6 Seed) vs. Arizona (#2 Seed), 2015 NCAA Tournament West Regional Semifinal, Thursday, March 26 at Staples Center (Los Angeles, CA)**

**Xavier (60)** – Farr 1-3 0-0 2, Bluiett 1-6 0-0 2, Stainbrook 6-11 5-7 17, Remy Abell 1-4 2-5, Dee Davis 5-7 1-2 12, Larry Austin Jr. 0-0 0-0 0, Jalen Reynolds 5-9 2-2 12, Myles Davis 2-7 3-3 8, J.P. Macura 1-4 0-0 2, **Totals: 22-51 13-16 60**

**Arizona (68)** – Stanley Johnson 4-10 2-2 12, Brandon Ashley 3-7 2-3 8, R. Hollis-Jefferson 1-4 3-4 5, Kaleb Tarczewski 3-8 6-6 12, T.J. McConnell 6-14 4-4 17, Parker Jackson-Cartwright 1-1 0-0 2, Gabe York 3-8 0-0 9, Dusan Ristic 0-0 0-0 0, Elliott Pitts 1-2 0-0 3, **Totals: 22-54 17-19 68**

**Halftime** – Xavier 28, Arizona 28, Fouled Out – None, Rebounds – Xavier 31 (Stainbrook 10, M. Davis 5), Arizona 33 (Tarczewski 12, McConnell 7), Assists – Xavier 9 (D. Davis 4, Stainbrook 2, M. Davis 2), Arizona 10 (McConnell 5, Jackson-Cartwright 2), 3-Point-FG – Xavier 3-17 (Farr 0-1, Bluiett 0-4, Stainbrook 0-1, Abell 1-3, D. Davis 1-2, M. Davis 1-3, Macura 0-3), Arizona 7-22 (Johnson 2-5, Ashley 0-1, Hollis-Jefferson 0-1, McConnell 1-6, York 3-8, Pitts 1-1), Total Fouls – Xavier 16, Arizona 14. Technical Fouls – None, A – 18,809

**Game 49: Weber State (#15 Seed) vs. Xavier (#2 Seed), 2016 NCAA Tournament First Round, Friday, March 18 at Scottrade Center (St. Louis, Mo.)**

**Weber State (53)** – Joel Bolomboy 6-15 1-3 14, Zach Braxton 3-5 1-3 7, Ryan Richardson 0-1 0-0 0, Mckay Cannon 4-12 0-0 10, Jeremy Senglin 3-11 1-2 7, Cody John 0-0 0-0 0, Richaud Gittens 3-7 1-2 8, Dusty Baker 1-1 0-0 2, Kyndahl Hill 2-5 1-1 5 **Totals: 22-57 5-11 53**

**Xavier (71)** – Jalen Reynolds 6-9 0-0 12, Edmond Sumner 1-6 0-0 2, Trevon Bluiett 4-10 0-0 10, Remy Abell 4-7 0-0 11, Myles Davis 3-9 0-0 6, Larry Austin Jr. 0-0 0-0 0, James Farr 7-15 4-4 18, Alex Bergen 0-0 0-0 0, Tim Stainbrook 0-0 0-0 0, Kaiser Gates 3-3 0-0 7, Kevin Coker 0-0 0-0 0, Sean O'Mara 0-0 0-0 0, J.P. Macura 2-3 0-0 5, **Totals: 30-62 4-4 71**

**Halftime** – Weber State 23, Xavier 34, Fouled Out – None, Rebounds – Weber State 27 (Bolomboy 10, Hill 4), Xavier 43 (Farr 15, Davis 8), Assists – Weber State 9 (Cannon 5, Senglin 3), Xavier 14 (Sumner 6, Davis 6), 3-Point FG – Weber State

4-21 (Bolomboy 1-3, Richardson 0-1, Cannon 2-8, Senglin 0-5, Gittens 1-4), Xavier 7-14 (Sumner 0-1, Bluiett 2-6, Abell 3-3, Davis 0-2, Gates 1-1, Macura 1-1), Total Fouls – Weber State 14, Xavier 16, Technical Fouls – None, A-14,425

**Game 50: Wisconsin (#7 Seed) vs. Xavier (#2 Seed), 2016 NCAA Tournament Second Round, Sunday, March 20 at Scottrade Center (St. Louis, Mo.)**

**Wisconsin (66)** – Nigel Hayes 2-10 2-4 6, Ethan Happ 7-10 4-5 18, Vitto Brown 5-9 0-0 12, Zak Showalter 2-5 0-0 4, Bronson Koenig 6-15 2-2 20, Jordan Hill 1-5 0-0 2, Charlie Thomas 0-1 0-0 0, Khalil Iverson 1-1 0-2 2, Alex Illikainen 1-3 0-0 2 **Totals: 25-59 8-13 66**

**Xavier (65)** – Jalen Reynolds 6-7 1-2 13, Edmond Sumner 4-13 3-7 11, Trevon Bluiett 3-11 0-0 7, Remy Abell 3-9 5-5 13, Myles Davis 1-5 2-2 5, Larry Austin Jr. 0-0 0-0 0, James Farr 0-1 2-3 2, Kaiser Gates 0-0 1-2 1, Sean O'Mara 2-2 0-0 4, J.P. Macura 3-6 0-0 7, **Totals: 22-54 14-21 63**

**Halftime** – Wisconsin 30, Xavier 33, Fouled Out – None, Rebounds – Wisconsin 38 (Hayes 8, Happ 7, Koenig 7), Xavier 36 (Reynolds 9, Sumner 6, Bluiett 6), Assists – Wisconsin 12 (Hayes 3, Hill 3), Xavier 10 (Sumner 5, Abell 2, Macura 2), 3-Point FG – Wisconsin 8-27 (Hayes 0-5, Brown 2-5, Showalter 0-1, Koenig 6-12, Hill 0-2, Thomas 0-1, Illikainen 0-1), Xavier 5-16 (Sumner 0-3, Bluiett 1-2, Abell 2-5, Davis 1-3, Macura 1-3), Total Fouls – Wisconsin 21, Xavier 17, Technical Fouls – None, A-15,169

**Game 51: Xavier (#11 Seed) vs. Maryland (#6 Seed), 2017 NCAA Tournament First Round, Thursday, March 16 at Amway Center (Orlando, Fla.)**

**Xavier (76):** Tyrique Jones 0-1 0-0 0, Quentin Goodin 3-7 3-3 9, Trevon Bluiett 7-15 2-2 21, Malcolm Bernard 2-4 1-2 6, J.P. Macura 4-10 2-6 10, Kaiser Gates 4-7 0-0 11, RaShid Gaston 0-0 1-2 1, Sean O'Mara 5-6 8-9 18, **Totals: 25-50 17-24 76**

**Maryland (65):** Justin Jackson 5-9 2-3 14, Damonte Dodd 0-0 2-4 2, Anthony Cowan 1-4 2-2 4, Melo Trimble 5-15 2-4 13, Kevin Huerter 5-13 6-6 19, Jaylen Brantley 1-3 0-0 3, Dion Wiley 0-1 0-0 0, L.G. Gill, 0-1 0-0 0, Jared Nickens 1-2 0-0 2, Ivan Bender 4-6 0-0 8, **Totals: 22-54 14-19 65**

**Halftime** – Xavier 35, Maryland 36, Fouled Out – None,



Trevon Bluiett averaged 21.3 ppg. for Xavier's four games in the 2017 NCAA Tournament Elite Eight run, earning a spot on the five-member NCAA All-West Regional Team.

Rebounds – Xavier 34 (O'Mara 7, Bernard 6), Maryland 24 (Huerter 4, Cowan 4), Assists – Xavier 15 (Goodin 9, Bernard 2), Maryland 13 (Huerter 5, Cowan 5), 3-Point FG – Xavier 9-23 (Goodin 0-1, Bluiett 5-10, Bernard 1-2, Macura 0-4, Gates 3-6), Maryland 7-27 (Jackson 2-3, Cowan 0-1, Trimble 1-9, Huerter 3-8, Brantley 1-3, Wiley 0-1, Gill 0-1, Nickens 0-1), Total Fouls – Xavier 17, Maryland 19, Technical Fouls – None, A – 15,869

**Game 52: Xavier (#11 Seed) vs. Florida State (#3 Seed), 2017 NCAA Tournament Second Round, Saturday, March 18 at Amway Center (Orlando, Fla.)**

**Xavier (91):** Tyrique Jones 6-7 1-1 13, Quentin Goodin 2-8 1-3 6, Trevon Bluiett 8-14 10-14 29, Malcolm Bernard 2-3 1-1 6, J.P. Macura 4-10 0-0 10, Leighton Schrand 0-1 0-0 0, Cullen Barr 0-0 0-0 0, Alex Bergen 0-0 0-0 0, Tim Stainbrook 0-1 0-0 0, Kaiser Gates 5-6 0-0 14, Conor Peterson 0-0 0-0 0, RaShid Gaston 1-2 0-0 2, Sean O'Mara 2-2 7-7 11, **Totals: 30-54 20-26 91**

**Florida State (66):** Jonathan Isaac 4-7 0-1 8, Michael Ojo 0-0 4-4 4, Dwayne Bacon 9-18 2-2 20, Terance Mann 0-2 1-2 1, Xavier Rathan-Mayes 7-15 1-3 16, Phil Cofer 0-1 0-0 0, CJ Walker 0-3 0-0 0, Trent Forrest 0-3 0-0 0, PJ Savoy 2-5 4-5 10, Braian Angola-Rodas 1-5 2-2 5, Christ Koumadje 0-0 0-0 0, Jarquez Smith 1-1 0-0 2, Brandon Allen 0-0 0-0 0, **Totals: 24-60 14-19 66**

**Halftime:** Xavier 44, Florida State 34, Fouled Out – Isaac (Florida State), Rebounds – Xavier 36 (Bluiett 6, Bernard 5, Gates 5, O'Mara 5), Florida State 33 (Isaac 12, Rathan-Mayes 7), Assists – Xavier 20 (Goodin 5, Macura 5), Florida State 10 (Rathan-Mayes 3, Bacon 3), 3-Point FG – Xavier 11-17 (Goodin 1-1, Bluiett 3-5, Bernard 1-2, Macura 2-3, Stainbrook 0-1, Gates 4-5), Florida State 4-21 (Isaac 0-1, Bacon 0-5, Mann 0-2, Rathan-Mayes 1-5, Walker 0-1, Savoy 2-4, Angola-Rodas 1-3), Total Fouls – Xavier 20, Florida State 24, Technical Fouls – None, A – 17,308

**Game 53: Xavier (#11 Seed) vs. Arizona (#2 Seed), 2017 NCAA Tournament West Regional Semifinal, Thursday, March 23 at SAP Center (San Jose, Calif.)**

**Xavier (73):** Tyrique Jones 2-5 0-0 4, Quentin Goodin 1-5 0-0 2, Trevon Bluiett 9-17 4-4 25, Malcolm Bernard 5-6 2-3 15, J.P. Macura 5-11 4-5 14, Kaiser Gates 1-3 1-1 3, RaShid Gaston 1-1 0-0 2, Sean O'Mara 4-5 0-3 8, **Totals: 28-53 11-16 73**

**Arizona (71):** Lauri Markkanen 3-9 2-2 9, Dusan Ristic 7-10 3-3 17, Rawle Alkins 2-7 0-0 4, Kadeem Allen 3-7 0-0 8, Alonzo Trier 8-19 0-0 19, Parker Jackson-Cartwright 1-5 2-2 5, Kobi Simmons 2-4 1-2 5, Chance Comanche 1-1 2-2 4, Keanu Pinder 0-0 0-0 0, **Totals: 27-62 10-11 71**

**Halftime** – Xavier 35, Arizona 37, Fouled Out – None, Rebounds – Xavier 27 (Macura 7, Bernard 6), Arizona 35 (Trier 9, Markkanen 8), Assists – Xavier 14 (Goodin 6, Macura 5), Arizona 14 (Jackson-Cartwright 5, Trier 3, Allen 3), 3-Point FG – Xavier 6-16 (Goodin 0-1, Bluiett 3-8, Bernard 3-3, Macura 0-2, Gates 0-2), Arizona 7-27 (Markkanen 1-6, Alkins 0-3, Allen 2-3, Trier 3-10, Jackson-Cartwright 1-4, Simmons 0-1), Total Fouls – Xavier 14, Arizona 18, Technical Fouls – Bluiett (Xavier), Allen (Arizona), A – 16,884

**Game 54: Xavier (#11 Seed) vs. Gonzaga (#1 Seed), 2017 NCAA Tournament West Regional Final, Saturday, March 25 at SAP Center (San Jose, Calif.)**

**Xavier (59):** Tyrique Jones 2-2 0-0 4, Quentin Goodin 3-8 3-3 9, Trevon Bluiett 3-14 3-5 10, Malcolm Bernard 2-8 1-4 5, J.P. Macura 7-13 3-4 18, Leighton Schrand 0-0 0-0 0, Cullen Barr 0-0 0-0 0, Alex Bergen 0-0 0-0 0, Tim Stainbrook 0-1 0-0 0, Kaiser Gates 1-5 1-2 3, Conor Peterson 0-0 0-0 0, RaShid Gas-

ton 2-4 1-2 5, Sean O'Mara 2-7 1-2 5, **Totals: 22-62 13-22 59**  
**Gonzaga (83):** Johnathan Williams 8-12 2-8 19, Przemek Karnowski 2-4 1-3 5, Jordan Mathews 2-9 5-5 11, Nigel Williams-Goss 7-19 5-8 23, Josh Perkins 4-8 0-0 11, Silas Melson 2-2 0-0 5, Bryan Albers 0-0 0-0 0, Rui Hachimura 1-1 0-0 3, Jeremy Jones 0-0 0-0 0, Ryan Edwards 0-0 0-0 0, Zach Collins 3-4 0-1 6, Killian Tillie 0-2 0-0 0, Dustin Triano 0-0 0-0 0, **Totals: 29-61 13-25 83**

**Halftime** – Xavier 39, Gonzaga 49, Fouled Out – Collins (Gonzaga), Rebounds – Xavier 41 (Gates 7, Bluiett 7), Gonzaga 41 (Williams-Goss 8, Williams 8), Assists – Xavier 6 (Macura 2, Goodin 2), Gonzaga 15 (Williams-Goss 4, Karnowski 3), 3-Point FG – Xavier 2-16 (Goodin 0-1, Bluiett 1-6, Bernard 0-3, Macura 1-2, Stainbrook 0-1, Gates 0-3), Gonzaga 12-24 (Williams 1-1, Mathews 2-7, Williams-Goss 4-7, Perkins 3-7, Melson 1-1, Hachimura 1-1), Total Fouls – Xavier 22, Gonzaga 19, Technical Fouls – Team (Xavier), A – 17,011

**Game 55: Texas Southern (#16 Seed) vs. Xavier (#1 Seed), 2018 NCAA Tournament First Round, Friday, March 16 at Bridgestone Arena (Nashville, Tenn.)**

**Texas Southern (83):** Donte' Clark 2-7 8-9 12, Derrick Bruce 6-16 3-4 18, Domontrae Jefferson 7-22 4-4 20, Trayvon Reed 4-6 2-2 10, Cainan McClelland 0-0 0-0 0, Lamont Walker 2-2 0-0 4, Marquis Salmon 1-2 3-4 5, Robert Lewis 4-10 3-4 14, **Totals: 26-65 23-27 83**

**Xavier (102):** Quentin Goodin 2-5 1-4 6, Trevon Bluiett 7-17 9-13 26, Kerem Kanter 11-15 1-2 24, Najj Marshall 1-1 1-1 3, J.P. Macura 11-16 2-3 29, Tyrique Jones 2-3 3-7 7, Paul Scruggs 1-3 1-2 4, Elias Harden 0-1 1-2 1, Leighton Schrand 0-0 0-0 0, Nick Vanderpohl 0-0 0-0 0, Matt Singleton 0-0 0-0 0, Kaiser Gates 0-1 2-2 2, Sean O'Mara 0-2 0-0 0, **Totals: 35-64 21-32 102**

**Halftime** – Texas Southern 37, Xavier 49, Fouled Out – Clark (Texas Southern), Reed (Texas Southern), Gates (Xavier), Rebounds – Texas Southern 31 (Salmon 9, Reed 6), Xavier 42 (Marshall 6, Macura 6), Assists – Texas Southern 12 (Jefferson 7, Lewis 2), Xavier 19 (Goodin 7, Bluiett 3, Jones 3, Scruggs 3), 3-Point FG – Texas Southern 8-25 (Clark 0-2, Bruce 3-10, Jefferson 2-6, Lewis 3-7), Xavier 11-24 (Goodin 1-2, Bluiett 3-10, Kanter 1-2, Macura 5-6, Scruggs 1-3, Gates 0-1), Total Fouls – Texas Southern 21, Xavier 22, Technical Fouls – Jefferson (Texas Southern, Team (Texas Southern), A – 17,549

**Game 56: Florida State (#9 Seed) vs. Xavier (#1 Seed), 2018 NCAA Tournament Second Round, Sunday, March 18 at Bridgestone Arena (Nashville, Tenn.)**

**Florida State (75):** Phil Cofer 3-8 3-3 10, CJ Walker 0-3 2-2 2, Braian Angola-Rodas 5-12 2-2 15, Christ Koumadje 0-1 2-2 2, Brandon Allen 0-0 0-0 0, Trent Forrest 5-8 4-5 14, PJ Savoy 3-6 2-2 11, Ike Obiagu 1-1 0-0 2, Terance Mann 4-5 1-2 10, MJ Walker 0-0 0-0 0, Mfondu Kabengele 3-5 3-4 9, **Totals: 24-55 19-22 75**

**Xavier (70):** Quentin Goodin 2-5 2-2 6, Trevon Bluiett 2-8 3-4 8, Kerem Kanter 6-10 3-4 15, Najj Marshall 0-1 0-0 0, J.P. Macura 6-8 3-6 17, Tyrique Jones 2-3 3-6 7, Paul Scruggs 3-9 4-6 11, Kaiser Gates 2-5 1-2 6, Sean O'Mara 0-0 0-0 0, **Totals: 23-49 19-30 70**

**Halftime** – Florida State 32, Xavier 34, Fouled Out – Macura (Xavier), Rebounds – Florida State 32 (Angola-Rodas 6, Kabengele 6), Xavier 33 (Kanter 6, Macura 5, Jones 5, Gates 5), Assists – Florida State 7 (Angola-Rodas 3, Forrest 3), Xavier 11 (Goodin 2, Macura 2, Scruggs 2), 3-Point FG – Florida State 8-23 (Cofer 1-5, C.J. Walker 0-1, Angola-Rodas 3-7, Savoy 3-5, Mann 1-1, M.J. Walker 0-4), Xavier 5-13 (Bluiett 1-3, Kanter 0-1, Marshall 0-1, Macura 2-3, Scruggs 1-2, Gates 1-3), Total Fouls – Florida State 23, Xavier 22, Technical Fouls – None, A – 17,552

**XAVIER SINGLE GAME NCAA TOURNAMENT SCORING HIGHS**

PTS.	XAVIER PLAYER (Opponent)	SITE	DATE
32	Jordan Crawford vs. Kansas State	EnergySolutions Arena	3-25-10
31	Lionel Chalmers vs. Mississippi State	TD Waterhouse Centre	3-21-04
29	J.P. Macura vs. Texas Southern	Bridgestone Arena	3-16-18
29	Trevon Bluiett vs. Florida State	Amway Center	3-18-17
29	Tyrone Hill vs. Kansas State	Hoosier Dome	3-16-90
29	Byron Larkin vs. Missouri	Hoosier Dome	3-12-87
28	Jordan Crawford vs. Minnesota	Bradley Center	3-19-10
28	Romain Sato vs. Oklahoma	American Airlines Center	3-17-02
27	Jordan Crawford vs. Pittsburgh	Bradley Center	3-21-10
27	Derek Strong vs. Texas	Reunion Arena	3-22-90
26	Trevon Bluiett vs. Texas Southern	Bridgestone Arena	3-16-18
26	Tu Holloway vs. Kansas State	EnergySolutions Arena	3-25-10
26	Josh Duncan vs. West Virginia	U.S. Airways Center	3-27-08
25	Trevon Bluiett vs. Arizona	SAP Center	3-23-17
25	Tu Holloway vs. Notre Dame	Greensboro Coliseum	3-16-12
25	Kenny Frease vs. Lehigh	Greensboro Coliseum	3-18-12
25	Justin Cage vs. Ohio State	Rupp Arena	3-17-07
25	Lionel Chalmers vs. Louisville	TD Waterhouse Centre	3-19-04

**XAVIER SINGLE GAME NCAA TOURNAMENT REBOUNTING HIGHS**

REB.	XAVIER PLAYER (Opponent)	SITE	DATE
16	Derrick Brown vs. BYU	Rupp Arena	3-15-07
16	Brian Grant vs. Indiana	Hoosier Dome	3-21-93
15	James Farr vs. Weber State	Scotttrade Center	3-18-16
15	Jason Love vs. Kansas State	EnergySolutions Arena	3-25-10
15	Tyrone Hill vs. Texas	Reunion Arena	3-22-90
14	Jamel McLean vs. Minnesota	Bradley Center	3-19-10
14	Anthony Myles vs. Mississippi State	TD Waterhouse Centre	3-21-04
14	Derek Strong vs. Texas	Reunion Arena	3-22-90
14	Tyrone Hill vs. Kansas State	Hoosier Dome	3-16-90

**XAVIER SINGLE GAME NCAA TOURNAMENT ASSIST HIGHS**

AST.	XAVIER PLAYER (Opponent)	SITE	DATE
9	Quentin Goodin vs. Maryland	Amway Center	3-16-17
9	Drew Lavender vs. Purdue	Verizon Center	3-22-08
9	Jamal Walker vs. Georgetown	Hoosier Dome	3-18-90
9	Jamal Walker vs. Michigan	The Omni	3-17-89
9	Ralph Lee vs. Alabama	Charlotte Coliseum	3-14-86
8	Drew Lavender vs. Ohio State	Rupp Arena	3-17-07
8	Jamal Walker vs. Nebraska	Humphrey Metrodome	3-14-91

**OPPONENT SINGLE GAME NCAA TOURNAMENT SCORING HIGHS**

PTS.	OPPONENT PLAYER (Opponent)	SITE	DATE
35	Adam Morrison (Gonzaga)	Huntsman Center	3-16-06
35	Steve Henson (Kansas State)	Hoosier Dome	3-16-90
32	Travis Mays (Texas)	Reunion Arena	3-22-90
28	Jacob Pullen (Kansas State)	EnergySolutions Arena	3-25-10
28	Charles O'Bannon (UCLA)	The Palace of Auburn Hills	3-15-97
28	Lance Blanks (Texas)	Reunion Arena	3-22-90

**OPPONENT SINGLE GAME NCAA TOURNAMENT REBOUNTING HIGHS**

REB.	OPPONENT PLAYER (Opponent)	SITE	DATE
17	DeJuan Blair (Pittsburgh)	TD Banknorth Garden	3-26-09
16	Locksley Collie (Texas)	Reunion Arena	3-22-90
15	Quincy Acy (Baylor)	Georgia Dome	3-23-12
15	Ed Noe (Morehead State)	Kentucky State Fairgrounds	3-14-61
13	Jerome Williams (Georgetown)	Tallahassee/Leon Co. Civic Center	3-17-95
13	Martavious Newby (Ole Miss)	Jacksonville Veterans Memorial Arena	3-19-15



Xavier earned a trip to the 2017 NCAA Tournament West Regional Final. It marked the third time that Xavier has made an Elite Eight appearance, joining the 2004 and 2008 teams.

**2019 NCAA TOURNAMENT**

DATE	SELECTION SUNDAY	LOCATION
March 17	First Four	Dayton, Ohio
March 19-20	First/Second Rounds	Hartford, Conn.
March 21 & 23	First/Second Rounds	Salt Lake City, Utah
		Des Moines, Iowa
		Jacksonville, Fla.
March 22 & 24	First/Second Rounds	Tulsa, Okla.
		Columbus, Ohio
		Columbia, S.C.
		San José, Calif.
March 28 & 30	West Regional	Anaheim, Calif.
March 28 & 30	South Regional	Louisville, Ky.
March 29 & 31	Midwest Regional	Kansas City, Mo.
March 29 & 31	East Regional	Washington, D.C.
April 6 & 8	Final Four	Minneapolis, Minn.

**XAVIER CAREER HIGH POINT TOTALS IN NCAA TOURNAMENT**

160	Romain Sato (nine games: 2001-04)
154	Lionel Chalmers (nine games: 2001-04)

**MOST NCAA TOURNAMENT WINS**

7	Jason Love (2007-10)
7	Dante Jackson (2008-11)
7	Trevon Bluiett (2015-18)
7	J.P. Macura (2015-18)
6	Tu Holloway (2008-12)
6	Kenny Frease (2008-12)
6	B.J. Raymond (2006-09)

\* Win totals only include games if the player played and was listed in the official box score.





Trevon Bluiett was a consensus selection as a Second Team All-American as a senior for the 2017-18 season. Bluiett and 2003 National Player of the Year David West are the only Musketeers ever named to the AP first or second team.

**TREVON BLUIETT**

**2015-16**

*USA Today* Third Team

**2017-18**

Associated Press Second Team

National Association of

Basketball Coaches Second Team

United States Basketball Writers Association  
Second Team

*Sporting News* Second Team

*USA Today* Second Team

CBS Sports Second Team

NBC Sports Second Team

NCAA.com Second Team

John R. Wooden Award All-America Team

Lute Olson All-America Team

**LENNY BROWN**

**1996-97**

*Basketball Weekly* Honorable Mention

**1998-99**

John R. Wooden Finalist



Edmond Sumner was a 2015-16 Kyle Macy Freshman All-American (CollegelInsider.com). Other Musketeers that have won the award include Semaj Christon and Myles Davis.

**SEMAJ CHRISTON**

**2012-13**

Kyle Macy Freshman All-American  
(CollegelInsider.com)

**JORDAN CRAWFORD**

**2009-10**

*Sporting News* Third Team

**MYLES DAVIS**

**2013-14**

Kyle Macy Freshman All-American  
(CollegelInsider.com)

**JAMIE GLADDEN**

**1989-90**

*Basketball Times* Freshman Fifth Team

**1992-93**

Associated Press Honorable Mention



Jordan Crawford earned All-America honors following his first and only season on Xavier's active roster. *Sporting News* named Crawford as a 2009-10 Third Team All-American.

**BRIAN GRANT**

**1990-91**

*Basketball Times*  
Freshman Seventh Team

**1993-94**

John R. Wooden Finalist  
Associated Press Honorable Mention

**ANTHONY HICKS**

**1982-83**

*Sporting News* Honorable Mention  
Associated Press Honorable Mention

**TYRONE HILL**

**1988-89**

Associated Press Honorable Mention

**1989-90**

*Basketball Times* Third Team  
Associated Press Honorable Mention



Tu Holloway was named 2010-11 Third Team All-American by several major media outlets. He was named AP Third Team All-American, joining David West as the only XU players to make one of AP's top three teams as an underclassman.

**TU HOLLOWAY**

**2010-11**


Associated Press Third Team  
*Basketball Times* Third Team  
FOXSports.com Third Team  
CBSSports.com Third Team  
SI.com Third Team

*Sporting News* Third Team  
CollegelInsider.com All-American

**2011-12**

CollegelInsider.com All-American

David West, Trevon Bluiett, Tu Holloway and Byron Larkin are the only Xavier players ever named to the post-season Associated Press First, Second or Third teams. West was the 2003 AP National Player of the Year and was on the 2002 AP Second Team. Bluiett was a 2018 AP Second Team pick. Holloway earned 2011 AP Third Team honors. Larkin, now an XU radio analyst, earned 1988 AP Third Team honors.



Byron Larkin earned Second Team All-American (UPI and Scripps Howard) and Third Team All-American (AP) honors following his senior season, 1987-88.

**T.J. JOHNSON**

1994-95

*Basketball Weekly* Freshman  
Honorable Mention

**BYRON LARKIN**

1984-85

*Basketball Weekly*  
All-Freshman Second Team  
*Basketball Times* All-Freshman Team

1985-86

Associated Press Honorable Mention

1986-87

*Sporting News* Honorable Mention

1987-88

United Press International Second Team  
Scripps Howard Second Team  
Associated Press Third Team

**GARY MASSA**

1977-78

*Basketball Weekly* All-Freshman Team



Tyrone Hill, seen here battling Alonzo Mourning and Dikembe Mutombo in XU's 1990 NCAA Tournament win over Georgetown, earned *Basketball Times* Third Team All-America honors as a senior.

**JAMES POSEY**

1998-99

College Hoops Insider "Top 15"  
John R. Wooden Finalist

**BOB QUICK**

1967-68

Associated Press Honorable Mention

**ROMAIN SATO**

2003-04

Associated Press Honorable Mention

**HANK STEIN**

1957-58

Converse Second Team


1958-59

United Press International Third Team

**EDMOND SUMNER**

2015-16

Kyle Macy Freshman All-American  
(*CollegeInsider.com*)



David West, 2003 National Player of the Year, is the most decorated player in Xavier basketball history. He earned AP national honors in each of his final three seasons.

**STEVE THOMAS**

1963-64

*Basketball News* First Team  
Helms Foundation First Team  
AP, United Press International  
and *Sporting News* Honorable Mention


**DAVID WEST**

2000-01

Associated Press Honorable Mention

2001-02

Associated Press Second Team  
United States Basketball Writers  
Association Second Team  
*Basketball Times* Second Team  
FOXSports.com Second Team  
NABC Third Team  
*Sporting News* Third Team  
*Basketball America* Third Team  
Dick Vitale's "Rolls Royce Super Five"  
*collegeinsider.com* All-American  
John R. Wooden Finalist




Steve Thomas, who averaged a school-record 30.0 ppg. in the 1963-64 season, earned 1964 First Team All-American honors from the Helms Foundation and *Basketball News*.

2002-03

Associated Press First Team &  
**AP National Player of the Year**  
United States Basketball Writers  
Association First Team &  
**USBWA National Player of the Year**  
*Basketball Times* First Team &  
**BT National Player of the Year**  
National Association of  
Basketball Coaches First Team  
John R. Wooden First Team  
ESPN.com First Team  
*Sporting News* First Team  
Dick Vitale's "Rolls Royce Super Five"  
*collegeinsider.com* All-American &  
*collegeinsider.com* National MVP  
NABC/Pete Newell Big Man of the Year  
Senior CLASS Award

The outstanding 2018-19 induction class for the Xavier University Athletic Hall of Fame includes former conference champion swimmer **Jamie Christman**, conference champion golfer **Timothy Donovan, Jr.**, long-time administrator **John Kucia** as well as basketball standouts **Reetta Piipari** and **Darnell Williams**, who earned long lists of individual accolades and led Xavier to multiple championship seasons in women's and men's basketball. The impressive new five-member class will be inducted into the XU Hall of Fame at a dinner on Friday, Nov. 30, at Cintas Center and will be honored again at the men's basketball game on Saturday, Dec. 1 vs. Oakland at Cintas Center. The new five-member class will bring the total number of members in the Xavier Athletic Hall of Fame to 138. They are all honored at the P. Douglas O'Keefe Athletic Hall of Fame on the concourse at Cintas Center. Williams won 66 games over his final three seasons, helping XU capture NCAA berths in 1997 and 1998, an NIT berth in 2000 as a redshirt senior as well as two A-10 regular season and one A-10 tournament title. Williams led XU to a 23-6 overall record, a 13-3 A-10 record and an A-10 West Division Championship and a berth in the second round of the NCAA Tournament in his sophomore season. As a junior in the 1997-98 season, Williams led the team in scoring at 17.3 ppg. and field goal shooting at 55.9 percent while earning First Team All-Mideast honors (*Basketball Times*), First Team All-Atlantic 10 (*Basketball Weekly*), Atlantic 10 All-Tournament Team and Second Team All-Atlantic 10 (A-10 Coaches). He led the team to a 22-8 record overall, a first place tie in the Atlantic 10 West Division at 11-5 and a second straight appearance in the NCAA Tournament. Williams still ranks 16th on Xavier's all-time scoring list with 1,572 career points. It's hard not to think about how many more he would have scored if not for a knee injury he suffered during an NIT All-Star Team tour in Italy after his stellar junior season in the summer of 1998, an injury that would sideline him for the entire 1998-99 season.




Darnell Williams, who as a freshman was a part of Xavier's first team to compete in the Atlantic 10 Conference, helped XU take John Calipari and his No. 1 UMass team to overtime in 1996.

**HALL OF FAME MEMBERS**

**+ 2018-19 Inductee (to be inducted 11-30-18)**

- Daniel S. Abramowicz ('67) ----- football
- Sara E. Bachus ('01) ----- volleyball
- Rob Bakker ('00) ----- soccer, tennis
- Raymond Baldwin ----- trainer, golf coach
- Thomas N. Ballaban ('51) ----- football
- Charles M. Barrett ('34) ----- football
- Roger W. Bertoia ('57) ----- football
- Lynette M. Bihn ('95) ----- basketball
- Edward G. Biles ----- coach
- J. Kenneth Blackwell ('70) ----- football
- James W. Boothe ('57) ----- basketball
- Tara N. Boothe ('06) ----- basketball
- James J. Brockhoff ('56) ----- tennis, football, coach
- Leonard L. Brown ('99) ----- basketball
- Herbert B. Budde ('53) ----- basketball
- James P. Bunning ('53) ----- baseball
- Edward T. Burns ('28) ----- football, basketball, boxing, baseball
- Stanley D. Burrell ('08) ----- basketball
- Matthew J. Bykowski ('90) ----- rifle
- Paul D. Cain ('29) ----- football, basketball, baseball
- Lionel D. Chalmers II ('03) ----- basketball
- +Jamie T. Christman ('97) ----- swimming**
- Lauren E. Clary ('05) ----- tennis
- Thomas Clines ('28) ----- football, basketball, baseball, tennis
- Michael J. Conaton ('55) ----- football
- Sheila M. Connolly ('79) ----- basketball, volleyball, admin.
- Clem Crowe ----- coach, administrator
- Dr. William E. Daily ('57) ----- athletic board
- Terrance A. Daniels ('79) ----- basketball
- Michael S. Davenport ('91) ----- basketball
- Sabrina A. DiBiagio ('91) ----- rifle
- Stephen M. Dixon ('99) ----- golf



John Kucia served Xavier for 34 years until his 2018 retirement. Kucia is seen here with current Vice President and Director of Athletics Greg Christopher.




P. DOUGLAS O'KEEFE ATHLETIC HALL OF FAME

**+Timothy E. Donovan, Jr. ('01)** ----- golf  
 Timothy J. Dydo ('74) ----- football  
 Robert J. Finnell ('52) ----- football  
 Sr. Rose Ann Fleming ----- academic advisor  
 Jeffrey H. Fogelson ----- athletic director  
 Daniel M. Froehle ('86) ----- baseball  
 Terrence M. Garrigan ('81) ----- soccer  
 Joseph L. Geiger ('64) ----- basketball  
 Peter J. Gillen ----- coach  
 George C. Gilmartin ('52) ----- football  
 Jamison L. Gladden ('93) ----- basketball  
 Brian W. Grant ('94) ----- basketball  
 Amanda E. Gruber ('98) ----- soccer  
 Annette E. Gruber ('01) ----- soccer  
 James J. Gruber ('67) ----- baseball  
 Jill M. Hampton ('02) ----- volleyball  
 Amber S. Harris ('10) ----- basketball  
 Arthur A. Hauser ('54) ----- football  
 Anthony J. Hicks ('83) ----- basketball  
 Tyrone Hill ('90) ----- basketball  
 Angela C. Hinrichs ('04) ----- swimming  
 James E. Hoff, S.J. ----- President and Chancellor  
 Jack H. Hoffman ('52) ----- football  
 Terrell Holloway ('12) ----- basketball  
 Albert B. Howe ('39) ----- football, basketball  
 Ann Marie Hubbard ('99) ----- soccer  
 M. Julie Isphording ('83) ----- marathon runner  
 Dr. Jerome N. Janson ('36) ----- team physician  
 Alan C. Joseph, Jr. ('80) ----- rifle, coach  
 Robert C. Judd ('54) ----- football  
 Stephen N. Junker ('57) ----- football  
 Karyn Juziuk ('99) ----- rifle  
 Thrine M. Kane ('03) ----- rifle  
 Kathleen M. Keating ('72) ----- swimming  
 Joseph W. Kelly ('27) ----- basketball, football, baseball  
 Myron M. Kilgore ('58) ----- football  
 Stanley R. Kimbrough ('89) ----- basketball  
 William M. Kirvin ('62) ----- basketball  
 Edward L. Kluska ('40) ----- football, basketball, baseball, coach  
 Jason K. Kokrak ('07) ----- golf  
 Robert J. Konkoly ('57) ----- football  
 Nicole E. Kremer ('99) ----- basketball  
 Joseph R. Kruse ('37) ----- football, basketball  
**+John F. Kucia ('69)** ----- administrator  
 Stacey M. Land ('85) ----- basketball  
 Byron K. Larkin ('88) ----- basketball  
 Ralph O. Lee ('86) ----- basketball

Nicole M. Levandusky ('01) ----- basketball  
 James M. Liber ('51) ----- football  
 Andrew P. MacWilliams ----- media  
 Carol A. Madsen ('94) ----- basketball  
 John G. Martinkovic ('51) ----- football  
 Laurie J. Massa ----- coach, administrator  
 James J. McCafferty ----- coach, administrator  
 Malcolm H. McMullen ('50) ----- basketball, golf  
 Joseph Meyer ----- coach, administrator  
 J. James Murphy ('51) ----- football  
 Chester A. Mutryn ('43) ----- football, basketball, baseball  
 H. Frederick Nebel ('38) ----- football  
 Thomas P. O'Brien ('47) ----- administrator  
 Timothy R. O'Connell ('68) ----- baseball, basketball  
 Karen Ohe ('83) ----- basketball, volleyball  
 Elizabeth L. Osterday ('00) ----- volleyball  
 Jo Ann Osterkamp ('84) ----- basketball  
 Jason A. Parker ('96) ----- rifle  
 Hal Pennington ('34) ----- football, basketball  
 Jennifer L. Phillips ('01) ----- basketball  
 Ta'Shia K. Phillips ('11) ----- basketball  
 David V. Piontek ('56) ----- basketball  
**+Reetta S. Piipari ('03)** ----- basketball  
 James M. Posey ('99) ----- basketball  
 George E. "Skip" Prosser ----- coach  
 Robert Quick ('68) ----- basketball  
 Luther Rackley ('69) ----- basketball  
 Donald J. Ruberg ('51) ----- baseball, basketball, coach  
 Leo P. Sack ('36) ----- basketball, football  
 Romain G. Sato ('04) ----- basketball  
 Mark A. Schmidt ('27) ----- football, supporter  
 Marla A. Schuerman ('92) ----- soccer  
 Sally J. Schulte ('97) ----- volleyball  
 Theodore P. Shalloe ('85) ----- baseball  
 John J.T. Shinnars ('69) ----- football  
 Robert J. Sieber ('77) ----- polo, soccer  
 Eugene F. Smith ('52) ----- basketball  
 Judith G. Smith ('84) ----- basketball  
 Peter Spoerl ('83) ----- baseball  
 Robert J. Staak ----- coach, administrator  
 Henry W. Stein ('59) ----- basketball  
 Derek L. Strong ('90) ----- basketball  
 Joseph G. Sunderman ('79) ----- basketball, radio announcer  
 Douglas M. Tegge ('95) ----- men's soccer  
 Daniel J. Tehan ('28) ----- football, basketball  
 Jodi Thelen ('90) ----- volleyball, coach  
 R. Jack Thobe ('62) ----- basketball

Stephen M. Thomas ('66) ----- basketball  
 Taru T. Tuukkanen ('01) ----- basketball  
 Joseph P. Viviano ('59) ----- basketball  
 David R. von Haefen ('94) ----- golf  
 Jamal Walker ('91) ----- basketball  
 David M. West ('03) ----- basketball  
 John A. Wiethe ('34) ----- football, basketball, baseball  
 Carroll E. Williams ('67) ----- football  
**+Darnell L. Williams ('99)** ----- basketball  
 Louis J. Witte ('99) ----- baseball  
 Marty Wolf ('79) ----- basketball, tennis  
 Ned W. Wulk ----- coach

\*Names are listed as they were when they were at XU.




Xavier Hall of Famer Sr. Rose Ann Fleming, XUs legendary long-time academic advisor and currently XU's NCAA Faculty Representative, played a key role in many Xavier student-athletes earning their college degrees. She is seen here with 2011 grad Dante Jackson, who is now an assistant coach on Travis Steele's Xavier staff, on the cover of her book "Out of Habit."



James Posey played for the gold-medal winning Team USA at the 1998 Goodwill Games at Madison Square Garden in New York City.



T.J. Johnson won a gold medal at the 1995 Olympic Sports Festival.



Byron Larkin made the Team USA squad as the first alternate at both guard positions for the 1987 Pan Am Games. Former Xavier teammate Tyrone Hill won a gold medal at the 1987 Olympic Sports Festival.



Michael Hawkins was a key member of Team USA in 1998 and 1999. Hawkins is the first XU player to play more than one year for USA Basketball.

Xavier graduate Brian Grant, who played 13 seasons in the NBA, was selected in the NBA Draft lottery. He is Xavier's highest-ever selection at eighth overall in 1994.



**XAVIER PLAYERS IN THE NBA DRAFT**

Year	Player	Team	Round	Pick
1949	Malcolm McMullen	Baltimore	—	—
1952	Gene Smith	Minneapolis	—	—
1953	Huck Budde	Minneapolis	Ninth	—
1954	Bob Heim	Baltimore	Sixth	—
1956	Dave Piontek	Rochester	Third	—
1957	Jim Boothe	Cincinnati	12th	—
1958	Frank Tartaron	Cincinnati	11th	—
1959	Hank Stein	St. Louis	Third	—
	Joe Viviano	Cincinnati	Tenth	—
1962	Jack Thobe	Cincinnati	Fourth	33
	Bill Kirvin	Philadelphia	Eighth	70
	Frank Pinchback	Cincinnati	11th	95
1964	Joe Geiger	Cincinnati	Eighth	—
	Bob Pelkington	Philadelphia	Eighth	—
1966	Bryan Williams	St. Louis	Eighth	—
1968	Bob Quick	Baltimore	Second	18
1969	Luther Rackley	Cincinnati	Third	37
1973	Bob Fullarton	Buffalo	Ninth	140
	Conny Warren	Philadelphia	12th	175
1979	Nick Daniels	Kansas City	Seventh	145
1983	Tony Hicks	Milwaukee	Seventh	157
	Jon Hanley	Cleveland	Tenth	208
1984	Vic Fleming	Portland	Second	26
	Jeff Jenkins	Seattle	Fourth	83
	John Shimko	Cleveland	Ninth	187
	Dexter Bailey	Denver	Tenth	215
1990	Tyrone Hill	Golden State	First	11*
	Derek Strong	Philadelphia	Second	47
1994	Brian Grant	Sacramento	First	8*
1998	Torrave Braggs	Utah	Second	57
1999	James Posey	Denver	First	18
2003	David West	New Orleans	First	18
2004	Lionel Chalmers	L.A. Clippers	Second	33
	David Young	Seattle	Second	41
	Romain Sato	San Antonio	Second	52
2009	Derrick Brown	Charlotte	Second	40
2010	Jordan Crawford	+ New Jersey	First	27
2014	Semaj Christon	^ Miami	Second	55
2017	Edmond Sumner	# New Orleans	Second	52

\* – Lottery Pick

+ Draft rights traded on NBA Draft night to Atlanta

^ Draft rights traded on NBA Draft night to Charlotte and then to Oklahoma City

# Draft rights traded on NBA Draft night to Indiana

**FORMER XAVIER PLAYERS IN THE NBA**

**Torrave Braggs**  
Houston (2003-05)  
Washington (2003-04)  
Two seasons

**Derrick Brown**  
Charlotte (2009-11)  
New York (2011-12)  
Charlotte (2011-12)  
Three seasons

**Lionel Chalmers**  
L.A. Clippers (2004-05)  
Minnesota (2005-06)  
Atlanta (2006-07)  
Three seasons

**Semaj Christon**  
Oklahoma City (2014-15)  
Oklahoma City (2016-17)  
Two seasons

**Jordan Crawford**  
Atlanta (2010-11)  
Washington (2011-13)  
Boston (2012-14)  
Golden State (2013-14)  
New Orleans (2016-18)  
Six seasons

**Brian Grant**  
**NBA All-Rookie (1994-95)**  
Sacramento (1994-97)  
Portland (1997-2000)  
Miami (2000-04)  
L.A. Lakers (2004-05)  
Phoenix (2005-06)  
Boston (2006-2007)  
13 seasons

**Michael Hawkins**  
Boston (1996-97)  
Sacramento (1998-99)  
Charlotte (1999-2000)  
Cleveland (2000-01)  
Four seasons

**Tyrone Hill**  
**NBA All-Star (1994-95)**  
Golden State (1990-93)  
Cleveland (1993-97)  
Milwaukee (1997-99)  
Philadelphia (1999-2001)  
Cleveland (2001-03)  
Philadelphia (2002-03)  
Miami (2003-04)  
14 seasons

**Stan Kimbrough**  
Detroit (1989-90)  
Sacramento (1992-93)  
Two seasons

**Malcolm McMullen**  
Indianapolis (1949-51)  
Two seasons

**Dave Piontek**  
Rochester (1956-57)  
Cincinnati (1957-59)  
St. Louis (1959-61)  
Chicago (1961-62)  
Cincinnati (1962-63)  
Seven seasons

**James Posey**  
**NBA All-Rookie (1999-00)**  
Denver (1999-2002)  
Houston (2002-03)  
Memphis (2003-05)  
Miami (2005-2007)  
Boston (2007-2008)  
New Orleans (2008-10)  
Indiana (2010-11)  
12 seasons

**Bob Quick**  
Baltimore (1968-69)  
Detroit (1969-72)  
Four seasons

**Luther Rackley**  
Cincinnati (1969-70)  
Cleveland (1970-72)  
N.Y. Knicks (1971-73)  
Philadelphia (1973-74)  
Five seasons

**Romain Sato**  
San Antonio (2004-05)  
One Season

**Derek Strong**  
Washington (1991-92)  
Milwaukee (1992-94)  
Boston (1994-95)  
L.A. Lakers (1995-96)  
Orlando (1996-2000)  
L.A. Clippers (2000-01)  
10 seasons


**Edmond Sumner**  
Indiana (2017-present)  
One season+

**Larry Sykes**  
Boston (1995-96)  
One season

**David West**  
**NBA All-Star (2008 & 2009)**  
New Orleans (2003-11)  
Indiana (2011-15)  
San Antonio (2015-16)  
Golden State (2016-18)  
15 seasons

**Aaron Williams**  
Utah (1993-94)  
Milwaukee (1994-95)  
Denver (1996-97)  
Vancouver (1996-97)  
Seattle (1997-99)  
Washington (1999-2000)  
New Jersey (2000-04)  
Toronto (2004-05)  
New Orleans (2005-06)  
L.A. Clippers (2006-08)  
14 seasons

**David Young**  
Seattle (2004-05)  
One Season



Tyrone Hill was the first Xavier graduate to get drafted in the NBA Draft lottery, taken by Golden State with the 11th overall pick in the 1990 draft.

2018 ASSOCIATED PRESS FINAL POLL				
Rk	Team	Record	Pts.	Previous
1.	Virginia	31-2	1,625	1
2.	Villanova	30-4	1,554	2
3.	<b>Xavier +</b>	<b>28-5</b>	<b>1,383</b>	<b>3</b>
4.	Kansas	27-7	1,379	9
5.	Michigan State	29-4	1,304	4
6.	Cincinnati	30-4	1,230	8
7.	Michigan	28-7	1,213	7
8.	Gonzaga	30-4	1,199	6
9.	Duke	26-7	1,179	5
10.	North Carolina	25-10	1,100	12
11.	Purdue	28-6	1,047	10
12.	Arizona	27-7	918	15
13.	Tennessee	25-8	771	13
14.	Texas Tech	24-9	716	14
15.	West Virginia	24-10	663	18
16.	Wichita State	25-7	604	11
17.	Ohio State	24-8	600	17
18.	Kentucky	24-10	528	NR
19.	Auburn	25-7	501	16
20.	Clemson	23-9	439	19
21.	Houston	26-7	430	21
22.	Miami (Florida)	22-9	134	24
23.	Florida	20-12	102	23
24.	Nevada	27-7	93	22
25.	St. Mary's (Calif.)	28-5	71	20
+ School record				

2016 ASSOCIATED PRESS FINAL POLL				
Rk	Team	Record	Pts.	Previous
1.	Kansas (63)	30-4	1,623	1
2.	Michigan State (2)	29-5	1,552	2
3.	North Carolina	28-6	1,488	7
4.	Virginia	26-7	1,384	4
5.	Oregon	28-6	1,371	8
6.	Villanova	29-5	1,283	3
7.	Oklahoma	25-7	1,215	6
8.	West Virginia	26-8	1,193	9
9.	<b>Xavier</b>	<b>27-5</b>	<b>1,127</b>	<b>5</b>
10.	Miami	25-7	920	11
	Kentucky	26-8	920	16
12.	Purdue	26-8	873	13
13.	Utah	26-8	870	12
14.	Indiana	25-7	828	10
15.	Texas A&M	26-8	682	17
16.	Louisville	23-8	585	14
17.	Arizona	25-8	559	15
18.	Maryland	25-8	489	18
19.	Duke	23-10	383	19
20.	Seton Hall	25-8	374	NR
21.	Baylor	22-11	347	22
22.	Iowa State	21-11	317	21
23.	California	23-10	270	24
24.	SMU	25-5	84	25
25.	Iowa	21-10	82	20

2011 ASSOCIATED PRESS FINAL POLL				
Rk	Team	Record	Pts.	Previous
1.	Ohio State (51)	32-2	1,611	1
2.	Kansas (14)	32-2	1,574	2
3.	Duke	30-4	1,472	5
4.	Pittsburgh	27-5	1,406	3
5.	Notre Dame	26-6	1,332	4
6.	San Diego State	32-2	1,322	7
7.	North Carolina	26-7	1,189	6
8.	Texas	27-7	1,069	10
9.	Connecticut	26-9	1,019	21
10.	Brigham Young	30-4	977	8
11.	Kentucky	25-8	928	15
12.	Syracuse	26-7	922	11
13.	Purdue	25-7	903	9
14.	Louisville	25-9	874	14
15.	Florida	26-7	840	12
16.	Wisconsin	23-8	619	13
17.	Arizona	27-7	516	16
18.	St. John's	21-11	433	17
19.	Utah State	30-3	333	23
20.	<b>Xavier</b>	<b>24-7</b>	<b>270</b>	<b>18</b>
21.	Kansas State	22-10	240	19
22.	West Virginia	20-11	178	20
23.	Washington	23-10	176	NR
24.	Texas A&M	24-8	152	26
25.	Vanderbilt	23-10	130	27

2010 ASSOCIATED PRESS FINAL POLL				
Rk	Team	Record	Pts.	Previous
1.	Kansas (65)	32-2	1,625	1
2.	Kentucky	32-2	1,559	2
3.	Duke	29-5	1,427	4
4.	Syracuse	28-4	1,412	3
5.	Ohio State	27-7	1,377	5
6.	West Virginia	27-6	1,365	7
7.	Kansas State	26-7	1,209	9
8.	New Mexico	29-4	1,043	8
9.	Villanova	24-7	961	10
10.	Purdue	27-5	915	6
11.	Butler	28-4	903	12
12.	Temple	29-5	843	17
13.	Michigan State	24-8	836	11
14.	Georgetown	23-10	788	22
15.	Tennessee	25-8	616	15
16.	Wisconsin	23-8	603	13
17.	Brigham Young	29-5	600	14
18.	Pittsburgh	24-8	566	16
19.	Baylor	25-7	550	21
20.	Maryland	23-8	394	19
21.	Vanderbilt	24-8	382	20
22.	Gonzaga	26-6	359	18
23.	Texas A&M	23-9	290	23
24.	Richmond	26-8	141	NR
25.	<b>Xavier</b>	<b>24-8</b>	<b>106</b>	<b>24</b>

**SCHOOL RECORD FOR FINAL 2018 AP POLL**

Xavier was ranked a school-record No. 3 in the final 2018 Associated Press Poll, which is released prior to the NCAA Tournament.

Xavier made each of the 19 Associated Press Polls this past season for the first time in school history, including the preseason, postseason and every regular season poll. Xavier reached a school-record ranking of No. 3 in the Feb. 26, March 5 and the Final AP Poll (March 12) during the 2017-18 campaign. XU was ranked in the AP Top 10 for 13 polls, including each of the last eight.

Prior to the 2017-18 season, Xavier reached as high as No. 5 in the Associated Press Poll for five weeks in the 2015-16 season (Jan. 18, Feb. 8, Feb. 22, Feb. 29 and March 7).

Xavier spent a school-record 14 straight polls in the AP Top 10 in the 2015-16 season.

**A REGULAR IN THE AP POLL**

Xavier has become a regular in the Associated Press Poll. Please note that the Final AP Poll is tallied prior to the NCAA Tournament (unlike the post-NCAA Tournament final ESPN/USA Today Poll). The records in the AP Poll listings on these two pages are at the time of the poll.

Xavier recorded a then school-record tying ranking of 12th in the final Associated Press Poll in 2008 and 2003. Xavier's 2008 squad reached the NCAA Tournament Elite Eight. The 2003 season was the senior year for National Player of the Year **David West**.

**IMPRESSIVE STREAK**

Xavier was ranked 24th in the final 2012 ESPN/USA Today Coaches Poll. That marked the fifth straight year XU had appeared in the final Associated Press and/or Coaches Poll.

**STREAKING IN THE AP POLL**

Xavier spent a school-record 28 straight polls in the Associated Press Poll starting with the poll on December 2, 1996 before being left out of the February 8, 1998 poll. XU reached as high as seventh in the December 7, 1997 AP poll.

Xavier tied the then-school record in the 2008-09 season for highest regular season ranking in the Associated Press Poll when it climbed to number seven the week of December 15, 2008. Xavier broke that record in the 2015-16 season and again last season.

**BACK IN THE AP POLL**

Xavier cracked the Associated Press Top 20 in 1988 for the first time in 30 years. After winning 11 straight games, the 22-3 Musketeers were back in the AP Top 20 on Mon., Feb. 29, 1988. XU had not been ranked in the Top 20 in the AP or UPI poll since December of 1958.

**2009 ASSOCIATED PRESS FINAL POLL**

Rk	Team	Record	Pts.	Previous
1.	Louisville (45)	28-5	1,740	5
2.	North Carolina (11)	28-4	1,654	1
3.	Memphis (11)	31-3	1,621	4
4.	Pittsburgh (3)	28-4	1,585	2
5.	Connecticut (1)	27-4	1,519	3
6.	Duke	28-6	1,444	9
7.	Oklahoma	27-5	1,281	6
8.	Michigan State	26-6	1,257	7
9.	Missouri	28-6	1,131	14
10.	Gonzaga	26-5	1,060	12
11.	Villanova	26-7	1,049	10
12.	Wake Forest	24-6	997	8
13.	Syracuse	26-9	903	18
14.	Kansas	25-7	874	11
15.	Washington	25-8	751	13
16.	Florida State	25-9	667	22
17.	Purdue	25-9	643	24
18.	UCLA	25-8	491	15
19.	Arizona State	24-9	381	23
20.	<b>Xavier</b>	<b>25-7</b>	<b>351</b>	<b>19</b>
21.	LSU	26-7	292	20
22.	Butler	26-5	284	16
23.	Marquette	24-9	277	21
24.	Clemson	23-8	264	17
25.	Utah	24-9	150	NR

2008 ASSOCIATED PRESS FINAL POLL

Rk	Team	Record	Pts.	Previous
1.	North Carolina (53)	32-2	1,779	1
2.	Memphis (13)	33-1	1,710	2
3.	UCLA (5)	31-3	1,674	3
4.	Kansas (1)	31-3	1,596	5
5.	Tennessee	29-4	1,449	4
6.	Wisconsin	29-4	1,412	8
7.	Texas	28-6	1,390	6
8.	Georgetown	27-5	1,271	9
9.	Duke	27-5	1,223	7
10.	Stanford	26-7	1,122	11
11.	Butler	29-3	1,004	12
12.	Xavier	27-6	957	10
13.	Louisville	24-8	894	13
14.	Drake	28-4	794	16
15.	Notre Dame	24-7	672	14
16.	Connecticut	24-8	670	15
17.	Pittsburgh	26-9	586	NR
18.	Michigan State	25-8	523	19
19.	Vanderbilt	26-7	493	18
20.	Purdue	24-8	418	17
21.	Washington State	24-8	377	21
22.	Clemson	24-9	364	NR
23.	Davidson	26-6	253	23
24.	Gonzaga	25-7	232	20
25.	Marquette	24-9	174	25

XU went on to win a then-school record 15 straight games in 1988. XU took a 26-3 record into the 1988 NCAA Tournament, finishing number 18 in the final AP Top 20 Poll.

RECORD-SETTING FINISHES

Xavier set a school record for highest AP Poll finish at 12th in the 2002-03 season, the senior year for National Player of the Year **David West**. XU tied that record in 2008 and broke it in the 2015-16 season at No. 9. The 2017-18 team set the new standard at No. 3.



Stan Kimbrough, along with teammates Byron Larkin, Tyrone Hill, Derek Strong and J.D. Barnett, led Xavier to its first-ever appearance in the AP Final Poll in 1988. Kimbrough is seen here getting instructions from his head coach Pete Gillen, the second-winningest head coach in XU history and currently a CBS Sports Network analyst.



Drew Lavender and fellow seniors Josh Duncan and Stanley Burrell led Xavier to the 2008 NCAA Tournament Elite Eight and a then-school-record tying ranking of 12th in the final Associated Press Poll.

AP


2003 FINAL AP POLL

Rk	Team	Record	Points
1.	Kentucky (70)	29-3	1,774
2.	Arizona (1)	25-3	1,686
3.	Oklahoma	24-6	1,589
4.	Pittsburgh	26-4	1,539
5.	Texas	22-6	1,498
6.	Kansas	25-7	1,450
7.	Duke	24-6	1,224
8.	Wake Forest	24-5	1,160
9.	Marquette	23-5	1,147
10.	Florida	24-7	1,141
11.	Illinois	24-6	1,101
12.	Xavier	25-5	1,006
13.	Syracuse	24-5	968
14.	Louisville	24-6	826
15.	Creighton	29-4	605
16.	Dayton	25-5	584
17.	Maryland	19-9	580
18.	Stanford	23-8	539
19.	Memphis	23-6	468
20.	Mississippi State	21-9	372
21.	Wisconsin	22-7	369
22.	Notre Dame	22-9	313
23.	Connecticut	21-9	225
24.	Missouri	21-10	199
25.	Georgia	19-8	141

1988 FINAL AP POLL

1. Temple
2. Arizona
3. Purdue
4. Oklahoma
5. Duke
6. Kentucky
7. North Carolina
8. Pittsburgh
9. Syracuse
10. Michigan
11. Bradley
12. Nevada-Las Vegas
13. Wyoming
14. North Carolina St.
15. Loyola Marymount
16. Illinois
17. Iowa
18. Xavier ^
19. Brigham Young
20. Kansas State

^ XU's first appearance in final AP Poll.



David West, the 2003 National Player of the Year and a three-time selection as Atlantic 10 Conference Player of the Year, led Xavier to the 2003 NCAA Tournament Second Round and a then-school-record ranking of 12th in the final Associated Press Poll. He is seen here in Xavier's win at rival Cincinnati his senior year. The 2017-18 team, which earned the school's first-ever No. 1 seed in the NCAA Tournament, owns the final AP Poll school record at No. 3.

**2018 ESPN/USA TODAY COACHES FINAL POLL ^**

Rk	Team	Record	Pts.	Previous
1.	Villanova (32)	36-4	800	2
2.	Michigan	33-8	756	7
3.	Kansas	31-8	734	3
4.	Duke	29-8	669	6
5.	Virginia	31-3	611	1
6.	Texas Tech	27-10	559	13
7.	Loyola (Chi)	32-6	555	NR
8.	<b>Xavier +</b>	<b>29-6</b>	<b>531</b>	<b>4</b>
9.	Purdue	30-7	500	11
10.	Gonzaga	32-5	476	8
11.	Michigan State	30-5	473	5
12.	Cincinnati	31-5	420	10
13.	West Virginia	26-11	402	14
14.	North Carolina	26-11	394	9
15.	Clemson	25-10	317	18
16.	Tennessee	26-9	287	12
17.	Kentucky	26-11	280	20
18.	Florida State	23-12	250	NR
19.	Kansas State	25-12	221	NR
20.	Nevada	29-8	201	25
21.	Ohio State	25-9	196	17
22.	Houston	27-8	149	19
23.	Auburn	26-8	108	21
24.	Texas A&M	22-13	107	NR
25.	Wichita St	25-8	83	16

^ post-NCAA Tournament poll

RV - receiving votes

+ School record for the Final USA Today/ESPN Poll

**2017 ESPN/USA TODAY FINAL POLL ^**

Rk	Team	Record	Pts.	Previous
1.	North Carolina (31)	33-7	775	8
2.	Gonzaga	37-2	744	2
3.	Oregon	33-6	695	9
4.	Kansas	31-5	653	3
5.	Kentucky	32-6	627	5
6.	South Carolina	26-11	561	NR
7.	Arizona	32-5	548	4
8.	Villanova	32-4	498	1
9.	UCLA	31-5	492	6
10.	Florida	27-9	468	17
11.	West Virginia	28-9	445	12
12.	Baylor	27-8	352	11
13.	Duke	28-9	348	7
14.	Louisville	25-9	347	10
15.	Purdue	27-8	319	15
16.	Wisconsin	27-10	289	22
17.	Michigan	26-12	278	26
18.	<b>Xavier</b>	<b>24-14</b>	<b>276</b>	<b>NR</b>
19.	Butler	25-9	229	24
20.	Notre Dame	26-10	199	14
21.	Wichita State	31-5	162	19
22.	Cincinnati	30-6	140	16
23.	Southern Methodist	30-5	128	13
24.	Florida State	26-9	127	18
25.	Iowa State	24-11	106	20

^ post-NCAA Tournament poll

**2016 ESPN/USA TODAY FINAL POLL ^**

Rk	Team	Record	Pts.	Previous
1.	Villanova (30)	35-5	750	6
2.	North Carolina	33-7	720	3
3.	Kansas	33-5	657	1
4.	Oklahoma	29-8	643	7
5.	Virginia	29-8	631	5
6.	Oregon	31-7	596	4
7.	Michigan State	29-6	488	2
8.	Miami	27-8	480	11
9.	Indiana	27-8	456	12
10.	Syracuse	23-14	446	NR
11.	<b>Xavier</b>	<b>28-6</b>	<b>361</b>	<b>9</b>
12.	Texas A&M	28-9	358	15
	Maryland	27-9	358	17
14.	West Virginia	26-9	331	8
15.	Iowa State	23-12	315	19
16.	Kentucky	27-9	297	13
17.	Notre Dame	24-12	285	NR
18.	Duke	25-11	263	20
19.	Purdue	26-9	184	10
20.	Utah	27-9	170	14
21.	Gonzaga	28-8	157	NR
22.	Arizona	25-9	154	16
23.	Wisconsin	22-13	149	NR
24.	Baylor	22-12	105	18
25.	Iowa	22-11	82	24

^ post-NCAA Tournament poll

**2015 ESPN/USA TODAY COACHES FINAL POLL ^**

Rk	Team	Record	Pts.	Previous
1.	Duke (29)	35-4	773	5
2.	Wisconsin	36-4	739	3
3.	Kentucky (2)	38-1	720	1
4.	Arizona	34-4	659	4
5.	Notre Dame	32-6	614	8
6.	Gonzaga	35-3	608	7
7.	Michigan State	27-12	572	22
8.	Virginia	30-4	525	6
9.	Villanova	33-3	500	2
10.	Louisville	27-9	474	16
11.	Wichita State	30-5	452	13
12.	North Carolina	26-12	403	14
13.	Oklahoma	24-11	360	15
14.	Northern Iowa	31-4	350	9
15.	Utah	26-9	342	18
16.	Maryland	28-7	331	12
17.	Kansas	27-9	330	11
18.	West Virginia	25-10	286	21
19.	Iowa State	25-9	243	10
20.	Arkansas	27-9	143	20
21.	Baylor	24-10	112	17
22.	<b>Xavier</b>	<b>23-14</b>	<b>106</b>	<b>NR</b>
23.	Butler	23-11	89	23
24.	NC State	22-14	88	NR
25.	Oregon	26-10	56	25

^ post-NCAA Tournament poll

**A REGULAR IN THE COACHES POLL**

Xavier has become a regular in the Final ESPN/USA Today Coaches Poll, a post-NCAA Tournament poll, making that poll eight times since 2008, including the last four straight years (2018, 2017, 2016, 2015, 2012, 2010, 2009 and 2008). XU earned a ranking of eighth in the 2018 Final ESPN/USA Today Coaches Poll, tying the school record first set in the 2007-08 season.

Xavier made each of the 19 USA Today Coaches Polls last season for the first time in school history, including the preseason, postseason and every regular season poll. XU, which was a school-record No. 4 in the final regular season 2018 USA Today Coaches Poll, also reached No. 4 in the 2015-16 season on Feb. 8, 2016.

Xavier enjoyed a stretch where it was ranked in the ESPN/USA Today Poll that began December 8, 1996 and ended in the March 8, 1998 poll.

**2010 ESPN/USA TODAY COACHES FINAL POLL ^**

Rk	Team	Record	Pts.	Previous
1.	Duke (31)	35-5	775	3
2.	Butler	33-5	739	8
3.	West Virginia	31-7	696	5
4.	Michigan State	28-9	654	12
5.	Kentucky	35-3	650	2
6.	Kansas	33-3	604	1
7.	Kansas State	29-8	573	7
8.	Syracuse	30-5	554	4
9.	Tennessee	28-9	494	14
10.	Baylor	28-8	487	21
11.	Ohio State	29-8	483	6
12.	Purdue	29-6	448	11
13.	Northern Iowa	30-5	344	24
14.	<b>Xavier</b>	<b>26-9</b>	<b>271</b>	<b>33</b>
15.	Villanova	25-8	267	9
16.	New Mexico	30-5	229	10
17.	Cornell	29-5	225	29
18.	Maryland	24-9	201	20
19.	St. Mary's	28-6	198	26
20.	Pittsburgh	25-9	182	16
21.	Washington	26-10	163	30
22.	Brigham Young	30-6	161	16
23.	Gonzaga	27-7	141	18
24.	Wisconsin	24-9	140	19
25.	Texas A&M	24-10	136	23

^ post-NCAA Tournament poll

**2008 ESPN/USA TODAY COACHES FINAL POLL ^**

Rk	Team	Record	Pts.	Previous
1.	Kansas (31)	37-3	775	4
2.	Memphis	38-2	744	3
3.	North Carolina	36-3	708	1
4.	UCLA	35-4	687	2
5.	Texas	31-7	631	7
6.	Louisville	27-9	602	13
7.	Tennessee	31-5	554	6
8.	<b>Xavier +</b>	<b>30-7</b>	<b>543</b>	<b>12</b>
9.	Davidson	29-7	512	23
10.	Wisconsin	31-5	499	5
11.	Stanford	28-8	474	11
12.	Georgetown	28-6	395	8
13.	Michigan State	27-9	359	20
14.	Butler	30-4	339	10
15.	Washington State	26-9	328	21
16.	Duke	28-6	312	9
17.	West Virginia	26-11	197	RV
18.	Pittsburgh	27-10	194	19
19.	Notre Dame	25-8	180	15
20.	Purdue	25-9	164	18
21.	Marquette	25-10	153	T-24
22.	Western Kentucky	29-7	139	NR
23.	Drake	28-5	117	14
24.	Villanova	22-13	110	NR
25.	Vanderbilt	26-8	70	16

^ post-NCAA Tournament poll

RV - receiving votes

+ School record for the Final USA Today/ESPN Poll



Romain Sato, seen here against Texas in the 2004 NCAA Tournament, and fellow seniors Anthony Myles and Lionel Chalmers, led Xavier to the 2004 NCAA Tournament Elite Eight and a ranking of 12th in the post-tournament final ESPN/USA Today Poll.

**THE CINDERELLA STORY**

As the saying goes, “The third time was a charm” for Xavier and its fans. In 1956 head coach **Ned Wulk** guided the Musketeers to their first-ever National Invitation Tournament appearance, upsetting St. Louis 84-80 in the first round before losing in the Quarterfinals to NIT finalist Dayton 72-68. Wulk brought Xavier back into the NIT in 1957, defeating Seton Hall 85-79 before being eliminated by eventual champion Bradley.

Needless to say, expectations were high heading into the 1957-58 season. First-year head coach **Jim McCafferty**’s team jumped out of the gate with a 10-1 record and accepted an NIT bid at that time.

Then things started to fall apart. XU lost 10 of its last 15 regular season games and was asked by the NIT selection committee if it wished to withdraw from the tourney. McCafferty answered with an emphatic “No!”

This set the stage for Xavier’s Cinderella Story, a championship which *Sport* magazine called “One of the greatest upsets in basketball history.” Most people thought the Musketeers’ stay in New York would be a short one. They were seeded last.

The underdog Musketeers struggled early in their first game, falling behind Niagara 16-3. XU came back to beat Niagara 95-86, and went on to defeat Bradley (72-62) and St. Bonaventure (72-53) on its way to the NIT Championship Game.



**Jim McCafferty** led Xavier to the 1958 National Invitation Tournament Championship, giving XU the distinction of being the first university in Ohio to win a major national championship in basketball.

Three straight upsets put the Musketeers into the finals against highly-favored Dayton on national television.

**Hank Stein**, who was named Tourney MVP, took control as the game went to overtime tied at 67-all. He helped the Musketeers put together a 7-2 run, giving them a 74-69 advantage. XU held on for a 78-74 win, becoming the first college basketball team in Ohio to win a major national championship.

For the third straight game, Xavier had the hot hand, shooting 53 percent from the field. Stein (23) led the scoring parade while **Ducky Castelle** added 19. Four Musketeers were named to the All-Tournament Team, including MVP Hank Stein. **Joe Viviano**, **Ducky Castelle** and **Tony Olberding** joined Stein as All-NIT selections. The Cinderella Story was complete. It was time for the celebrations.



**THE 1958 ROAD TO THE TITLE**

**Xavier vs. Niagara, NIT First Round, Saturday, March 15, 1958 at Madison Square Garden (New York, N.Y.)**  
**Xavier (95)** - Joe Viviano 8 10 26, Anthony Olberding 7 1 15, Frank Tartaron 2 0 4, Hank Stein 5 7 17, Bowyer “Ducky” Castelle 7 4 18, Richard Piontek 0 0 0, Al Gundrum 4 7 15, **Totals: 33 29 95**  
**Niagara (86)** - Robert Sawyer 2 2 6, Art Johnston 1 0 2, Alex Ellis 12 17 41, Richard Veith 9 3 21, Thomas Mulroy 3 0 6, Robert Tighe 0 0 0, James Maloney 1 2 4, **Totals: 31 24 86**  
 Halftime - Xavier 41, Niagara 39, Fouled Out - Taratron, Piontek, Sawyer, Johnston, Totals: Fouls - Xavier 20, Niagara 14

**Xavier vs. Bradley, NIT Quarterfinal, Tuesday, March 18, 1958 at Madison Square Garden (New York, N.Y.)**  
**Xavier (72)** - Joe Viviano 6 2 16, Anthony Olberding 4 5 12, Frank Tartaron 1 0 2, Richard Piontek 2 1 5, Hank Stein 10 3 23, Bowyer “Ducky” Castelle 4 7 15, Albert Gundrum 0 0 0, **Totals: 27 18 72**  
**Bradley (62)** - Barney Cable 3 5 13, Joe Billy McDade 3 1 7, Dick Dhabalt 0 0 0, Curley Johnson 1 0 2, Shellie McMillon 3 2 8, Don Carothers 0 0 0, Bobby Joe Mason 9 5 23, Chuck Sedgwick 1 0 2, Mike Owens 2 0 4, Gene Morse 0 1 1, John Myers 0 0 0, **Totals: 24 14 62**  
 Halftime - Xavier 26, Bradley 27, Fouled Out - none, Total Fouls - Xavier 14, Bradley 21

**Xavier vs. St. Bonaventure, NIT Semifinal, Thursday, March 20, 1958 at Madison Square Garden (New York, N.Y.)**  
**Xavier (72)** - Joe Viviano 2 4 8, Fred Jannott 1 0 2, Anthony Olberding 2 2 6, Bill Middendorf 0 0 0, Frank Tartaron 5 0 10, Richard Piontek 2 2 6, Hank Stein 11 5 27, James Puthoff 0 1 1, Bowyer “Ducky” Castelle 1 0 2, Albert Gundrum 2 2 6, James Dentinger 2 0 4, **Totals: 28 16 72**  
**St. Bonaventure (53)** - Ken Fairfield 2 0 4, Mike Schrauth 1 2 4, Sam Stith 1 3 5, Mike Cavaliere 3 2 8, John Connors 7 2 16, Bill Kollander 0 2 2, Don Newhook 1 1 3, Mike Connely 0 0 0, Larry Weise 5 1 11, Lee Fitzpatrick 0 0 0, **Totals: 20 13 53**  
 Halftime - Xavier 31, St. Bonaventure 24, Fouled Out - Fairfield, Total Fouls -Xavier 16, St. Bonaventure 19

**Xavier vs. Dayton, NIT Championship, Saturday, March 22, 1958 at Madison Square Garden (New York, N.Y.)**  
**Xavier (78)** - Joe Viviano 5 0 10, Anthony Olberding 2 2 6, Richard Piontek 3 0 6, Frank Tartaron 6 2 14, Hank Stein 9 5 23, Bowyer “Ducky” Castelle 8 3 19, **Totals: 33 12 78**  
**Dayton (74)** - Arlen Bockhorn 5 0 10, Frank Case 10 1 21, Hank Josefczyk 0 0 0, Harold Bockhorn 0 0 0, Jack McCarthy 9 3 21, Don Lane 6 4 16, Terry Bochhorn 1 4 6, **Totals: 31 12 74**  
 Halftime - Xavier 41, Dayton 39, End of Regulation - Xavier 67, Dayton 67, Fouled Out - Tartaron, A. Bockhorn, Case, T. Bockhorn, Total Fouls - Xavier 18, Dayton 20


**DID YOU KNOW?**

Xavier is 15-6 in the postseason National Invitation Tournament.

Xavier reached at least the NIT Quarterfinals in each of its first six appearances.

**XU’S ALL-NIT SELECTIONS**

- 1956 Jim Boothe
- 1958 Hank Stein (First & MVP)  
Joe Viviano (Second)  
Ducky Castelle (Honorable Mention)  
Tony Olberding (Honorable Mention)
- 1984 Ralph Lee
- 1999 Lenny Brown



**Lenny Brown** scored a career-high 34 points against Oregon in a 1999 NIT game at Madison Square Garden in New York City. That 1999 NIT marked XU’s first return to New York for the NIT since the 1958 championship run.

## REGULAR SEASON TOURNAMENTS

- 1946 Indiana State Invitational, Terre Haute, Ind.** – Xavier 64, Southeast Missouri State 49; Xavier 53, Evansville 47; Marshall 58, Xavier 44.
- 1950 Ohio Catholic Tournament, Cleveland, Ohio** – Dayton 59, Xavier 51.
- 1950 Cincinnati Invitational, Cincinnati, Ohio** – Xavier 74, Morris-Harvey 53; Cincinnati 59, Xavier 48.
- 1955 Queen City, Buffalo, N.Y.** – Xavier 84, Niagara 63; Xavier 95, St. Bonaventure 86; Xavier 92, Georgia Tech 67. All-Tourney: Jim Boothe (MVP) and Dave Piontek.
- 195 Queen City, Buffalo, N.Y.** – Minnesota 83, Xavier 76; Xavier 81, Cornell 57. All-Tourney: Jim Boothe.
- 1957 Cincinnati Invitational, Cincinnati, Ohio** – Xavier 70, Marshall 68; Cincinnati 79, Xavier 68. All-Tourney: Hank Stein.
- 1958 All-College, Oklahoma City, Okla.** – Xavier 68, Oregon 57; Oklahoma City 81, Xavier 54; Bowling Green 92, Xavier 71.
- 1959 Hurricane Classic, Miami Beach, Fla.** – Xavier 86, Florida 74; Miami 87, Xavier 69. All-Tourney: Jack Thobe and Bill Kirvin.
- 1960 Motor City, Detroit, Mich.** – Colorado State 71, Xavier 65; Xavier 72, Yale 39. All-Tourney: Bill Kirvin.
- 1961 University of Kentucky Invitational, Lexington, Ky.** – Kansas State 75, Xavier 67; Tennessee 75, Xavier 70. All-Tourney: Frank Pinchback.
- 1962 Sugar Bowl Classic, New Orleans, La.** – Auburn 63, Xavier 57; Mississippi State 75, Xavier 66.
- 1963 Queen City, Buffalo, N.Y.** – Xavier 69, Miami (OH) 68; DePaul 86, Xavier 80. All-Tourney: Steve Thomas and Bob Pelkington.
- 1964 All-College, Oklahoma City, Okla.** – Xavier 93, LSU 87; Brigham Young 115, Xavier 103; Oklahoma City 90, Xavier 75. All-Tourney: Steve Thomas.
- 1965 All-College, Oklahoma City, Okla.** – Wichita State 82, Xavier 81; Xavier 98, Texas A&M 86; Xavier 90, Wyoming 86.
- 1966 American Legion Classic, Seattle, Wash.** – Xavier 96, Wyoming 92; Seattle 91, Xavier 79. All-Tourney: Tim O’Connell (MVP).
- 1967 All-College, Oklahoma City, Okla.** – Brigham Young 87, Xavier 75; Xavier 101, Idaho State 84; Fordham 81, Xavier 70. All-Tourney: Bob Quick.
- 1968 Mobile Classic, Mobile, Ala.** – Xavier 75, West Florida 67; Auburn 75, Xavier 73. All-Tourney: Tom Schlager and Luther Rackley.
- 1969 Marshall Invitational, Huntington, W.Va.** – Xavier 75, NYU 68; Oklahoma 101, Xavier 89. All-Tourney: Tom Binegar.
- 1970 Old Dominion Classic, Norfolk, Va.** – Auburn 86, Xavier 73; Xavier 82, Tulane 66.
- 1971 Palmetto Classic, Charleston, S.C.** – Virginia 85, Xavier 65; Air Force 62, Xavier 58.
- 1972 Roadrunner Classic, Las Cruces, N.M.** – Southern Illinois 75, Xavier 65; VMI 60, Xavier 59.
- 1973 Poinsettia Classic, Greenville, S.C.** – Furman 82, Xavier 70; Delaware 65, Xavier 64. All-Tourney: Mike Plunkett and Jerry Foley.
- 1974 All-College, Oklahoma City, Okla.** – Oklahoma City 70, Xavier 68; Wyoming 60, Xavier 57; Xavier 76, Niagara 69.
- 1975 Marshall Memorial Invitational, Huntington, W.Va.** – Xavier 78, Marshall 77 (OT); Kent State 79, Xavier 71. All-Tourney: Garry Whitfield and Nick Daniels.
- 1976 Brigham Young Cougar Classic, Provo, Utah** – Niagara 46, Xavier 44; Seattle 63, Xavier 61. All-Tourney: Steve Spivery.
- 1976 Maryland Invitational, College Park, Md.** – Maryland 84, Xavier 74; Duquesne 86, Xavier 80.
- 1977 Bluebonnet Classic, Houston, Texas** – Houston 100, Xavier 75; Xavier 65, Rice 58. All-Tourney: Gary Massa.
- 1978 Volunteer Classic, Knoxville, Tenn.** – Xavier 75, Southern Cal 68; Xavier 51, Tennessee 50. All-Tourney: Nick Daniels (MVP).
- 1979 Indiana Classic, Bloomington, Ind.** – Indiana 92, Xavier 66; Seton Hall 70, Xavier 67.
- 1979 West Virginia Classic, Morgantown, W.Va.** – West Virginia 82, Xavier 65; Xavier 74, Columbia 59.
- 1980 Lobo Classic, Albuquerque, N.M.** – Boston University 91, Xavier 84; TCU 57, Xavier 47. All-Tourney: Anthony Hicks.
- 1981 Lapchick Tournament, Jamaica, N.Y.** – St. John’s 75, Xavier 55; Detroit 72, Xavier 68 (OT).
- 1983 Miller High Life Tournament, Tampa, Fla.** – Xavier 77, Niagara 68; Xavier 104, Delaware State 82. All-Tourney: Jeff Jenkins (MVP), John Shimko, and Dexter Bailey.
- 1984 Kactus Klassic, Tempe, Ariz.** – Xavier 87, George Washington 79; Arizona State 71, Xavier 67. All-Tourney: Byron Larkin.
- 1986 Fleet Basketball Classic, Providence, R.I.** – Tulsa 70, Xavier 60; American 92, Xavier 90 (OT). All-Tourney: Byron Larkin and Stan Kimbrough.
- 1988 Dodge NIT, Cincinnati, Ohio** – Xavier 85, Louisville 83; Columbia, MO – Missouri 83, Xavier 71.
- 1989 Met Life Classic, San Francisco, Calif.** – Xavier 72, Princeton 65; Xavier 78, San Francisco 62. All-Tourney: Tyrone Hill (MVP) and Derek Strong.
- 1992 Daiwa NCAA Ball, Tokyo, Japan** – Xavier 74, Delaware 66; Xavier 99, All-Japan College 57 (exhibition); Xavier 75, Rice 60. All-Tourney: Brian Grant (MVP) and Jamie Gladden.
- 1998 Puerto Rico Shootout, San Juan, Puerto Rico** – Pittsburgh 94, Xavier 76; Xavier 74, Colorado 61; San Francisco 82, Xavier 69.
- 1999 Great Alaska Shootout, Anchorage, Alaska** – Xavier 81, Louisville 79; Kansas 111, Xavier 70; Xavier 81, Washington 65. All-Tourney: Lloyd Price.
- 2002 Preseason NIT, Cincinnati, Ohio** – Xavier 87, Saint Peter’s 48; Stanford, CA – Stanford 63, Xavier 62.
- 2003 Dell BCA Classic, Cincinnati, Ohio** – Xavier 62, Coppin State 37; Xavier 72, Mercer 58; Xavier 76, Oakland 66. All-Tourney: Lionel Chalmers (MVP) and Romain Sato.
- 2006 Paradise Jam, U.S. Virgin Islands** – Xavier 70, Virginia Commonwealth 67; Xavier 71, Villanova 66; Alabama 63, Xavier 56. All-Tourney: Stanley Burrell.



## REGULAR SEASON TOURNAMENTS

**2007 Chicago Challenge, Cincinnati, Ohio** – Xavier 90, Southeast Missouri State 59; Xavier 98, Coppin State 49

**Chicago Challenge, Hoffman Estates, Ill.** – Xavier 78, Kent State 65; Xavier 80, Indiana 65; All-Tourney: Co-Tourney MVPs C.J. Anderson and Drew Lavender; All-Tourney: Josh Duncan.

**2008 O'Reilly Auto Parts Puerto Rico Tip-Off, San Juan, Puerto Rico** – Xavier 75, Missouri 71; Xavier 63, Virginia Tech 62 OT; Xavier 63, Memphis 58. Tourney MVP: C.J. Anderson.

**2009 Old Spice Classic, Lake Buena Vista, Fla.** – Marquette 71, Xavier 61; Xavier 80, Creighton 67; Baylor 69, Xavier 64.

**2010 Paradise Jam, St. Thomas, U.S. Virgin Islands** – Xavier 86, Iowa 73; Xavier 57, Seton Hall 52; Old Dominion 67, Xavier 58; All-Tourney: Tu Holloway.

**2011 Hawaiian Airlines Diamond Head Classic, Honolulu, Hawaii** – Long Beach State 68, Xavier 58; Hawaii 84, Xavier 82 (OT); Xavier 87, Southern Illinois 77.

**2012 DIRECTV Classic, Anaheim, Calif.** – Pacific 70, Xavier 67; Xavier 69, Drexel 65; Xavier 74, Drake 70. All-Tourney: Semaj Christon.


**2013 Battle 4 Atlantis, Paradise Island, The Bahamas** - Iowa 77, Xavier 74 (OT); Tennessee 64, Xavier 49; USC 84, Xavier 78

**2014 Wooden Legacy, Fullerton, Calif. and Anaheim, Calif.** – Xavier 82, San Diego 71; UTEP 77, Xavier 73; Long Beach State 73, Xavier 70.

**2015 Advocare Invitational, Orlando, Fla.** – Xavier 64, Alabama 45; Xavier 87, USC 77; Xavier 90, Dayton 61. All-Tourney: Trevon Bluiett and Jalen Reynolds.

**2016 Tire Pros Invitational, Orlando, Fla.** – Xavier 83, Missouri 82 (OT); Xavier 83, Clemson 77; Xavier 67, Northern Iowa 59. All-Tourney: Trevon Bluiett (MVP) and J.P. Macura.

**2017 Continental Tire Las Vegas Invitational, Las Vegas, Nev.** – Xavier 83, George Washington 64; Arizona State 102, Xavier 86. All-Tourney: Trevon Bluiett and J.P. Macura.



Jamie Gladden was named to the All-Tournament Team his senior year at the 1992 Daiwa NCAA Ball Tournament in Tokyo, Japan. Gladden was a four-year starter and star, including as a freshman on XU's 1990 NCAA Sweet 16 team.



Tournament MVP Trevon Bluiett and his Xavier teammates celebrate their championship at the 2016 Tire Pros Invitational, marking the second straight year XU won an elite holiday event in Orlando, Florida. XU won the 2015 Advocare Invitational at the same venue, HP Fieldhouse, in the 2015-16 season.

# ALL-TIME LETTER WINNERS

## A

Remy Abell, 16  
 Peter Accetta, 75  
 John Albrinck, 57  
 Walter Allen, 67  
 \*Robert Alston, 51  
 \*Douglas Alt, 72  
 Landen Amos, 14  
 \*C.J. Anderson, 09  
 David Anderson, 81  
 \*Sherwin Anderson, 97  
 Jon Andre, 74  
 Louis Arnzen, 30  
 Perry Ashley, Jr., 70  
 Larry Austin Jr., 16

## B

Dexter Bailey, 84  
 Donald Bailey, 37  
 Kyle Ballinger, 00  
 J.D. Barnett, 88  
 James Baronas, 02  
 Cullen Barr, 17  
 Joseph Bartlett, 31  
 Frank Barton, 58  
 William Bechtold, 13  
 Paul Beckman, 40  
 Paul Beckwith, 32  
 Richard Bell, 68  
 Robert Benjamin, 49  
 Alex Bergen, 17  
 Malcolm Bernard, 17  
 Richard Berning, 53  
 Thomas Binegar, 72  
 Edward Bissmeyer, 49  
 Russell Blossom, 72  
 Trevon Bluiett, 18  
 John Boehle, 57  
 Cyril Bolger, 32  
 Donald Bolton, 50  
 \*James Boothe, 57  
 James Bothen, 66  
 Joseph Bowman, 86  
 Richard Boxwell, 52

Torrave Bragg, 98  
 Maurice Brantley, 92  
 Richard Bray, Jr., 27  
 Mark Brinkman, 77  
 Tyson Brit, 96  
 Charles Bronson, 08  
 Alvin Brown, 02  
 \*Derrick Brown, 09  
 \*Lenny Brown, 99  
 Philip Bucklew, 36  
 Herbert Budde, 53  
 Edward Burns, 28  
 Stanley Burrell, 08  
 Jerry Butler, 90  
 \*Reggie Butler, 01

## C

William Cady, 51  
 Justin Cage, 07  
 John Cahill, 56  
 Paul Cain, 29  
 Ryan Caldwell, 03  
 Dexter Campbell, 88  
 Jay Canty, 11  
 Touissant Careathers, 99  
 \*Kevin Carr, 97  
 \*Donald Carroll, 39  
 \*Bowyer Castelle, 61  
 Vince Catarella, 99  
 Will Caudle, 06  
 Timothy Chadwell, 80  
 Lionel Chalmers, 04  
 Keenan Christiansen, 06  
 \*Semaj Christon, 14  
 Thomas Clines, 28  
 Michael Cobb, 86  
 Kevin Coker, 16  
 John Collins, 51  
 Brandon Cole, 07  
 Anthony Coleman, 02  
 James Coleman, 35  
 Boubacar Coly, 06  
 Tom Compton, 04  
 Thomas Condon, 82

Walter Corbean, 86  
 Bennett Cooper, Jr., 70  
 O'Neil Cooper, 12  
 Daniel Corbett, 33  
 William Cosgrove, 48  
 Stuart Courchaine, 58  
 Earl Cowell, Jr., 62  
 Dennis Crane, 66  
 Jordan Crawford, 10  
 \*James Cushing, 23

## D

Terrence Daniels, 79  
 Donald Darby, 70  
 \*Thomas Daugherty, 30  
 \*Michael Davenport, 91  
 Dee Davis, 15  
 Herb Davis, 25  
 Myles Davis, 16  
 Darnell Dawson, 76  
 \*Robert Dean, 51  
 Timothy Deardorff, 73  
 Matthew Deboor, 55  
 Thomas Dee, 78  
 Gary Deidrick, 75  
 Arthur DelConte, 59  
 James Dentinger, 59  
 Robert Dickman, 53  
 Justin Doelman, 07  
 John Donlin, 39  
 \*Andrew Donnelly, 86  
 \*Donald Donovan, 47  
 \*Patrick Donovan, 38  
 William Donovan, 52  
 Joseph Dooley, 69  
 Greg Dougan, 12  
 James Douglas, 85  
 Broderick Dow, 81  
 James Doyle, 37  
 Gerald Drew, 63  
 Steven Drew, 84  
 Stephen Duckett, 09  
 Theodore Duggins, 79  
 Josh Duncan, 08

## E

\*Jonathan Eck, 73  
 Erik Edwards, 94  
 Robert Egbers, 31  
 Robert Einhaus, 67  
 Mark Emerson, 55  
 \*James Enright, 63  
 Stan Ense, 43  
 Ray Epton, 84  
 Anthony Espelage, 50

## F

James Farr, 16  
 Kevin Feeney, 11  
 Wilbert Ferguson, 38  
 Dedrick Finn, 06  
 Victor Fleming, 84  
 Jerome Foley, 75  
 Lawrence Foley, 47  
 Raymond Foos, 50  
 Carl Foster, 68  
 Fred Foster, 65  
 Scott Franklin, 74  
 Kenny Frease, 12  
 Cornelius Freeman, 58  
 \*Thomas Freppon, 64  
 Heron Frey, 49  
 Kevin Frey, 02  
 Robert Fullarton, 73

## G

RaShid Gaston, 17  
 Kaiser Gates, 18  
 William Gates, Jr., 42  
 \*Joseph Geiger, 64  
 James Gels, 66  
 Steve Gentry, 94  
 Fred Geraci, 46  
 \*Albert Geselbracht, 40  
 \*Jamie Gladden, 93  
 Stanley Glaser, 58  
**Quentin Goodin, 18**  
 Walter Gorka, 69  
 John Gorman, 67

Bradford Graff, 74  
 \*Brian Grant, 94  
 Adrion Graves, 08  
 Leroy Greenidge, 86  
 John Gremminger, 50  
 Norman Grevey, 52  
 Joseph Gromada, 71  
 James Gruber, 67  
 David Guenther, 62  
 Albert Gundrum, 60

## H

Dale Haarman, 77  
 James Haffner, 62  
 Christopher Hall, 70  
 Brien Hanley  
 Jon Hanley, 83  
**Elias Harden, 18**  
 Obi Harris, 00  
 \*Richard Harris, 86  
 \*William Hart, 23  
 Ken Harvey, 97  
 \*Michael Hawkins, 95  
 \*Robert Heim, 54  
 Robert Heiny, 50  
 \*Jerome Helmers, Jr., 72  
 James Hengehold, 67  
 Robert Herfurt, 40  
 David Heskamp, 66  
 James Hess, 68  
 Thomas Hext, 66  
 \*Anthony Hicks, 83  
 Tyrone Hill, 90  
 David Hils, 54  
 Martin Hils, 60  
 Robert Himmler, 40  
 William Hoffer, 51  
 \*Chuck Hofmann, 55  
 Herm Hohnhorst, 48  
 Leslie Holbrook, 66  
 Gary Holle, 73  
 George Hollenstein, Jr., 63  
 \*Dwight Hollins, 81  
 Terrell Holloway, 12

Jerome Holmes, 90  
 Albert Howe, Jr., 39  
 Shannon Howell, 91  
 Anthony Hubbard, 77  
 Joe Hughes, 11

## I

Frederick Irwin, 64

**J**

Danté Jackson, 11  
 \*Keith Jackson, 05  
 Joseph Jacobs, 50  
 Robert Janca, 52  
 Frederick Jannott, Jr., 60  
 Jeff Jenkins, 84  
 Andre Johnson, 02  
 Brian Johnson, 96  
 Eddie Johnson, 86  
 \*Tavares Johnson, 98  
 Paul Jones, 83  
**Tyrique Jones, 18**  
 \*Kenneth Jordan, 34

## K

Kerem Kanter, 18  
 James Kartholl, 50  
 Charles Kegler, 62  
 John Kelley, 86  
 \*Joseph Kelly, 27  
 Michael Kelsey, 71  
 \*Patrick Kelsey, 98  
 William Kenney, 60  
 James Kervan, 60  
 \*Stan Kimbrough, 89  
 Robert King, 28  
 Robert King, 80  
 Chuck Kirkhoff, 53  
 \*William Kirvin, 62  
 Edward Kluska, 40  
 Eric Knop, 93  
 Paul Kobussen, 69  
 Robert Koester, 90  
 \*John Koprowski, 37

Richard Korb, 51  
 James Kramer, 49  
 Charles Kromer, 71  
 James Kromer, 97  
 \*Robert Krueer, 43  
 Joseph Kruse, 37  
 Frank Kucia, 38

## L

James Lacey, 68  
 Ronald Laker, 76  
 Paul Langemeier, 51  
 \*Byron Larkin, 88  
 Jordan Latham, 11  
 Drew Lavender, 08  
 \*Ralph Lee, 86  
 John Leugers, 50  
 P.G. Litzinger, 41  
 John Loeffler, 65  
 Makinde London, 16  
 Jason Love, 10  
 Dupree Lucas, 05  
 \*Gary Lumpkin, 99  
 Jerry Luttenegger, 66  
 David Lynch, 67  
 Mark Lyons, 12

## M

\*John Macel, 68  
 \*Christopher Mack, 93  
 Jack MacKenna, 36  
 J.P. Macura, 18  
 John Maher, 38  
 Mark Maher, Jr., 56  
 Thomas Malone, 60  
 Paul Margerum, 54  
**Naji Marshall, 18**  
 Justin Martin, 14  
 Ronald Martin, 65  
 Marcus Mason, 01  
 \*Gary Massa, 81  
 \*Jeff Massey, 95  
 Paul Matsen, 73  
 Johnny Mazza, 11

# ALL-TIME LETTER WINNERS

\*Maurice McAfee, 01  
 Walt McBride, 86  
 Tom McCafferty, 47  
 Michael McCall, 77  
 James McCown, 51  
 Stan McCoy, 77  
 John McCreary, 34  
 Joseph McDaniel, 40  
 Leo McDermott, 63  
 Thomas McDevitt, 58  
 Charles McEvoy, 38  
 Arthur McGivern, 69  
 \*Andrew McGrath, 28  
 Brandon McIntosh, 01  
 Griffin McKenzie, 12  
 Jamel McLean, 11  
 Michael McMahan, 63  
 \*Malcolm McMullen, 50  
 \*Joseph McNeil, 65  
 Richard McQuade, 50  
 Robert McQuade, 50  
 \*Frank Mercurio, 33  
 Richard Metz, 66  
 Ken Meyer, 83  
 William Middendorf, 60  
 George Miller, 75  
 John Miller, 77  
 David Minor, 90  
 Andrew Mitchell, 15  
 Joseph Mitchell, Jr., 63  
 Thomas Mitchell, 55  
 John Moher, 57  
 Benjamin Monhollen, 61  
 \*Arthur Morthorst, 50  
 Joseph Mueller, 51  
 Raymond Mueller, 64  
 Robert Mulligan, 43  
 Leo Murray, 97  
 Chester Mutryn, 43  
 Anthony Myles, 04

**N**  
 Roy Neary, 39  
 \*Ronald Nicolai, 61  
 Jack Nieser, 47  
 Khalil Nixon, 01  
 William Nixon, 50  
 Brad Noble, 85  
 \*John Noppenberger, 20

**O**  
 Richard Oberting, 48  
 Fred O'Brien, 55  
 Paul O'Brien, 51  
 James O'Connell, 56  
 \*Timothy O'Connell, 68  
 John O'Hara, 43  
 Aaron O'Leary, 98  
 Sean O'Mara, 18  
 Churchill Odia, 05  
 Anthony Olberding, 58

**P**  
 Maurice Palo, 56  
 Anthony Palumbo, 58  
 \*Joseph Pangrazio, Jr., 68  
 James Pardi, 56  
 Colin Parker, 91  
 Terrance Payne, 98  
 David Payton, 79  
 \*Robert Pelkington, 63  
 Steven Penhorwood, 74  
 \*Hal Pennington, 34  
 Paul Perrine, 43  
 Conor Peterson, 17  
 Robert Petroski, 73  
 James Phelan, 53  
 Charles Phillips, 60  
 James Phillips, 31  
 Leo Phillips, 59  
 \*Isaiah Philmore, 14  
 Richard Piening, 69  
 Franklin Pinchback, 62  
 Dave Piontek, 56  
 Richard Piontek, 60

David Plunkett, 75  
 Michael Plunkett, 76  
 Richard Pohlkamp, 51  
 Stephen Poppe, 71  
 \*James Posey, 99  
 George Potts, 63  
 Mark Poynter, 93  
 Lloyd Price, 01  
 Ronald Protz, 59  
 James Puthoff, 59  
 William Puttman, 41  
 Ambrose Puttmann, Jr., 31

**Q**  
 \*Robert Quick, 68  
 Jerry Quinlan, 42

**R**  
 Luther Rackley, 69  
 Sydney Raeford, 90  
 Michael Ramey, 88  
 Brandon Randolph, 15  
 \*B.J. Raymond, 09  
 Richard Reder, 70  
 Brad Redford, 13  
 James Renforth, 87  
 Joseph Rey, 93  
 \*George Reynolds, 26  
 Jalen Reynolds, 16  
 Brandon Rice, 06  
 Kamall Richards, 14  
 Ralph Richter, 79  
 Edward Riechman, Jr., 62  
 Harry Rieckelman, III, 72  
 Michael Riesser, 70  
 James Rippe, 75  
 \*Bertrand Robben, 42  
 Richard Robers, 39  
 Demetrius Robertson, 99  
 Jeff Robinson, 13  
 Anthony Roehrich, 79  
 Thomas Rohling, 69  
 Theodore Rombach, 67  
 DeWaun Rose, 95

Michael Rotterman, 68  
 \*Donald Ruberg, 51  
 William Russ, 38

**S**  
 Leo Sack, 36  
 \*Robert Sack, 33  
 Lin Sahlfeld, 43  
 Terry Sain, 78  
 Thomas Saint John, 54  
 Romain Sato, 04  
 Thomas Schlager, 69  
 Donald Schlosser, 68  
 Peter Schmeling, 62  
 Irvin Schmidt, 56  
 Richard Schneider, 56  
 Joseph Schoenfeld, 81  
**Leighton Schrand, 18**  
 Howie Schueller, 50  
 Joe Schuessler, 13  
**Paul Scruggs, 18**  
 James Scully, 50  
 Pete Sears, 95  
 Philip Sheridan, 37  
 \*John Shimko, 84  
 Terrence Sillies, 71  
 \*Thomas Simms, 53  
 Adam Simons, 07  
 Matt Singleton, 18  
 Thomas Skaleski, 74  
 Andre Smith, 96  
 Angelo Smith, 04  
 \*Eugene Smith, 52  
 Mark Smydra, 96  
 Steve Spivery, 79  
 Francis Stahl, 58  
 \*Matt Stainbrook, 15  
 Tim Stainbrook, 17  
 John Stasio, 65  
 Jack Steenken, 42  
 William Steenken, 50  
 \*Henry Stein, Jr., 59  
 Erik Stenger, 14  
 \*George Sterman, 29  
 \*James Stout, 31

Derek Strong, 90  
 Edmond Sumner, 17  
 Joseph Sunderman, 79  
 John B. Sweeney, 40  
 \*Russell Sweeney, 36  
 Larry Sykes, 95

**T**  
 \*Francis Tartaron, Jr., 58  
 Andrew Taylor, 11  
 Kyle Taylor, 87  
 Travis Taylor, 13  
 Dan Tehan, 28  
 \*R. Edward Tepe, 61  
 R. Edward Tepe, 30  
 William Tepe, 36  
 Matt Terpening, 98  
 John Tetens, 43  
 Richard Thies, 70  
 \*Jack Thobe, 62  
 \*Brian Thornton, 06  
 \*Stephen Thomas, 66  
 J.W. Thumann, Sr., 42  
 Ray Tomlin, 57  
 \*John Tracy, 32  
 Aaron Turner, 00  
 Nate Turner, 98

**V**  
**Nick Vanderpohl, 18**  
 Kevin Varda, 98  
 James Vaughan, 42  
 William Veith, 57  
 \*Joseph Viviano, 59  
 \*Louis Vonderbrink, 56

**W**  
 Andre Walker, 12  
 Archie Walker, 80  
 Desmond Walker, 99  
 \*Jamal Walker, 91  
 Keith Walker, 80  
 \*Tyrice Walker, 94  
 Brian Walsh, 10

John Walter, 56  
 Lou Walther, 49  
 Jack Wambach, 67  
 Conny Warren, Jr., 73  
 Kevin Waymire, 07  
 Nicholas Weiler, 40  
 Richard Weiskittel, 24  
 Dezmie Wells, 12  
 Gerald Wessels, 59  
 David West, 03  
 Tim Whelan, 14  
 Garry Whitfield, 77  
 Dan Wiener, 26  
 John Wiethe, 34  
 Bernard Wilhelm, 32  
 Clifford Wilke, 51  
 Aaron Williams, 93  
 Bryan Williams, 67  
 \*Darnell Williams, 00  
 Jason Williams, 02  
 John Williams, 28  
 Robert Williams, 73  
 Kelly Williamson, 87  
 Charles Willis, 74  
 \*Dwayne Wilson, 93  
 Mark Wilson, 76  
 Walter Winston, 91  
 Andrew Witte, 82  
 Johnny Wolf, 07  
 Marty Wolf, 79  
 \*Steve Wolf, 83

**Y**  
 Dave Young, 02

**Z**  
 \*John Zeides, 69  
 Anthony Zych, 69

The asterisk designation before a name indicates that particular player was a captain or co-captain for the Musketeers. The number indicates the last season that the player earned a letter at Xavier.

## RETIRED JERSEYS

**Byron Larkin** ('88), Xavier's all-time leading scorer, earned Second Team All-American (UPI and Scripps Howard) and Third Team All-American (AP) honors following his senior season, 1987-88. **David West** ('03), 2003 National Player of the Year, is the most decorated player in Xavier basketball history. West, who played 15 NBA seasons, won two NBA titles and was named an NBA All-Star twice, earned AP national honors in each of his final three Xavier seasons. **Brian Grant** ('94), a two-time MCC Player of the Year, is Xavier's highest-ever NBA Draft pick (8 in 1994) and played 13 NBA seasons. **Tyrone Hill** ('90), Xavier's all-time leading rebounder, was Xavier's first-ever NBA Draft "lottery pick" and played 14 NBA seasons.



<b>0</b>	
Larry Austin Jr.	2014-16
Lionel Chalmers	1999-04^
Semaj Christon	2012-14
Dee Davis	2011-12
<b>Tyrique Jones</b>	<b>2016-18</b>
<b>1</b>	
Josh Duncan	2004-08
Jalen Reynolds	2012-16^
<b>Paul Scruggs</b>	<b>2017-18</b>
Jaison Williams	2001-02
<b>2</b>	
Landen Amos	2011-12
James Farr	2012-16
Adrian Graves	2006-08
Jordan Latham	2010-11
Brian Thornton	2003-06^
<b>3</b>	
Ashanti Burgess	2015-16
Justin Cage	2003-07
O'Neil Cooper	2011-12
Kevin Frey	1998-02
<b>Quentin Goodin</b>	<b>2016-18</b>
Jim Kartholl	1947-50

Pat Kelsey	1995-98
Brandon Randolph	2013-15
Tom Simms	1950-51
Joe Schuessler	2012-13
Brian Walsh	2008-10^
John Wiethe	1933-34
<b>4</b>	
Charles Bronson	2007-08
Lenny Brown	1995-99
Ducky Castelle	1959-60
James Coleman	1932-33
<b>Elias Harden</b>	<b>2017-18</b>
Jerry Helmers #	1969-70
David Hils	1950-52
Kenny Jordan	1933-34
Mike Kelsey #	1968-69
Joe McNeil	1962-65
Art Morthorst	1946-50
Tim O'Connell	1965-68
Churchill Odia	2004-05
Edmond Sumner	2014-17^
Travis Taylor	2011-13
<b>5</b>	
Richard Berning	1950-52
Trevon Bluiett	2014-18

Derrick Brown	2005-09^
Ducky Castelle #	1959-60
Steve Drew	1982-84
Chris Hall #	1968-70
John Koprowski	1935-36
Joe McNeil #	1962-65
Khalil Nixon	2000-01
Tim O'Connell #	1965-68
Mark Poynter	1989-93
Andre Smith	1994-96^
Bill Steenken	1945-49
Kyle Taylor	1986-87
Dezmine Wells	2011-12
<b>6</b>	
Bill Hoffer	1948-51
<b>7</b>	
Jim Boothe	1954-56
Dick McQuade	1946-50
Richard Pohlkamp	1950-51
<b>8</b>	
Bob Alston	1946-50
<b>9</b>	
Joseph Mueller	1950-51

William Nixon	1949-50
Hal Pennington	1933-34
John "Sock" Wiethe	1932-33
<b>10</b>	
Remy Abell	2014-16
Doug Alt	1969-72
Joe Bowman	1984-86
Chick Boxwell	1947-51
Victor Fleming	1980-84
Chris Hall	1967-68
Ricky Jannott	1959-60
Dave Lynch	1966-67
Mark Lyons	2008-12^
Leo McDermott	1960-62
David Payton	1975-79
Jim Rippe	1972-75
Romain Sato	2000-04
<b>Leighton Schrand</b>	<b>2016-18</b>
Steve Thomas	1962-66
Jamal Walker	1987-91
John Zeides	1968-69
<b>11</b>	
Malcolm Bernard	2016-17
Ed Bissmeyer	1946-48
Jay Canty	2010-11

Dee Davis	2012-15
Norman Grevey	1949-51
Chris Hall #	1967-68
Ricky Jannott #	1959-60
Kerem Kanter	2017-18
Stan Kimbrough	1985-89^
Dave Lynch #	1966-67
Leo McDermott #	1960-62
Steve Poppe #	1968-70
B.J. Raymond	2005-09
Angelo Smith	2002-04
Steve Thomas #	1962-66

<b>12</b>	
Cullen Barr	2016-17
Mike Cobb	1985-86
Darnell Dawson	1973-74
Dedrick Finn	2002-06
Steve Gentry	1990-94^
Dale Haarman	1975-77
Richard Korb	1948-51
Gary Lumpkin	1995-99
Gary Massa	1977-81
Rich Piontek	1959-60
Ricky Reder	1968-70
Brad Redford	2008-13^
Franny Stahl	1955-56
Conny Warren	1970-73

<b>13</b>	
Stephen Duckett	2007-09
Chris Hall	1968-70
Kevin Feeney	2009-11
Makindé London	2014-16^
Tommy Malone	1958-59
<b>Naji Marshall</b>	<b>2017-18</b>
Brandon McIntosh	1998-99^
Malcolm McMullen	1947-49
Bob Petroski	1970-72
Rich Pionek #	1959-60
Dave Young	1999-03^

<b>14</b>	
Walt Corbean	1985-88
Robert Dean	1948-51
Fred Foster	1962-63
Al Gundrum	1959-60
Eric Knop	1989-93
Dave Lynch	1964-66
Thomas Malone	1961-62
Johnny Mazza	2009-11
John McCreary	1932-34
Frank Tartaron	1955-56
Nate Turner	1996-98
Tim Whelan	2012-14
Bryan Williams	1963-64
Johnny Wolf	2005-07

<b>Nick Vanderpohl</b>	<b>2017-18</b>
<b>15</b>	
Sherwin Anderson	1993-97
Myles Davis	2012-16^
Justin Doellman	2003-07
Greg Dougan	2011-12
Ted Duggins	1978-79
Fred Foster #	1962-63
Al Gundrum #	1959-60
Jerry Helmers	1969-72
Mike Kelsey	1968-69
Ralph Lee	1982-86
Dave Lynch #	1964-66
Thomas Malone #	1961-62
Maurice McAfee	1997-01
Bob McQuade	1945-46
Steve Penhorwood	1972-74
Hal Pennington	1932-33
Sydney Raeford	1988-90
Terry Sain	1976-78
Dick Schneider	1953-56
Andrew Taylor	2007-11^
Bryan Williams #	1963-64
Mark Wilson	1974-76
<b>16</b>	
William Cady	1948-51
Frank Mercurio	1932-33
Hank Schmidt	1954-56

<b>17</b>	
John Albrinck	1954-56
Dan Corbett	1932-33
Richard Korb	1946-48
John Maher	1934-35
Gene Smith	1949-51
Lou Walther	1948-49
<b>18</b>	
Kenny Jordan	1932-33
Dave Piontek	1954-56
Cliff Wilke	1949-50
<b>19</b>	
Huck Budde	1950-51
Chuck Hoffmann	1954-55
Tony Olberding	1955-56

<b>20</b>	
C.J. Anderson	2007-09
Alex Bergen	2015-17
Phil Bucklew	1934-35
John Collins	1950-51
Michael Davenport	1987-91
Joseph Geiger	1961-64
Jim Hengehold	1964-67

Dupree Lucas	2004-05
Justin Martin	2010-14^
Paul Matson	1970-73
Stan McCoy	1973-77
Brandon McIntosh	1999-01
Bill Middendorf	1959-60
Ben Monhollen	1960-61
Ricky Reder	1967-68
Joe Rey	1992-93
Richard Roberts	1936-37
Harry Russ	1937-38
Joe Schoenfeld	1977-81
Matt Singleton	2017-18
Mark Smydra	1995-96
James Vaughan #	1939-40
Lou Vonderbrink	1974-76
Kelly Williamson	1985-87

<b>21</b>	
Pete Accetta	1972-75
Rusty Blossom	1969-72
Jerry Butler	1986-90
Anthony Coleman	2000-03^
Boubacar Coly	2003-06^
William Donovan	1950-51
Larry Foley	1941-42
William Gates #	1939-40
Joe Geiger #	1961-64
Leroy Greenidge	1983-86
Jim Hengehold #	1964-67
Ricky Jannott	1957-59
T.J. (Tavares) Johnson	1994-98
Paul Jones	1981-83
Robert Krueer	1940-41
Chris Mack	1990-93^
Bill Middendorf #	1959-60
Tom Mitchell	1952-55
Ben Monhollen #	1960-61
Ricky Reder#	1967-70
Jeff Robinson	2009-13
Tom Schlager	1968-69
Gene Smith	1951-52
Tim Stainbrook	2013-17
Ray Tomlin	1956-57
Keith Walker	1977-80
Nicholas Weiler	1937-39
Garry Whitfield	1975-77

<b>22</b>	
John Albrinck	1956-57
Landen Amos	2012-14
Perry Ashley	1968-70
Huck Budde	1951-53
Tim Chadwell	1979-80
Tim Dewardorf	1972-73
Kaiser Gates	2015-18
Jamie Gladden	1989-93

# XAVIER MEN'S BASKETBALL ALL-TIME NUMBERS

Brad Graff	1970-72	Michael Hawkins	1991-95	Frank Kucia	1936-38	<b>34</b>		<b>39</b>	Billy Kirvin #	1959-62	<b>52</b>				
Albert Howe	1936-37	Tom Hext #	1964-66	Ron Laker	1972-76	Jim Bothen	1962-63	Herm Hornhorst	1945-47	Leo McDermott #	1962-63	Jim Bothen	1963-65		
Andre Johnson	1999-02	Robert Himmler #	1939-40	Jason Love	2006-10	Maurice Brantley	1989-90	Jack MacKenna	1935-36	Tony Olberding	1956-58	Will Caudle	2001-06^		
Edward Kluska #	1939-40	Danté Jackson	2007-11	Dave Minor	1988-90	Stanley Burrell	2004-08	James Vaughan	1939-40			Jim Enright	1959-63		
Jamel McLean	2007-11^	Keith Jackson	2001-05	Ray Mueller #	1961-63	Kevin Carr	1994-97^			<b>44</b>		Jim Haffner	1957-59		
Bill Middendorf	1957-59	Leo Murray	1995-97	Isaiah Philmore	2011-14^	Ray Epton	1983-84	<b>40</b>	David Anderson	1979-81	Jim Douglas	1983-85	Tu Holloway	2008-12	
Roy Neary	1937-39	Jim O'Connell	1954-56	Bob Quick #	1965-68	Albert Howe	1938-39	Jon Andre	1970-72	Jon Hanley	1979-83	Bob Heim	1953-54	Rich Piontek	1957-60
Ron Nicolai	1959-61	Joe Pangrazio #	1966-68	Harry Russ	1939-40	Chuck Kirkhoff	1952-53	Mark Brinkman	1976-77	Bob Heim	1953-54	Griffin McKenzie	2010-12	Ted Rombach	1965-66
Mike Ramey	1985-89	Dave Plunkett	1972-75	Leo Sack	1933-36	Joseph McDaniel #	1939-40	Dexter Campbell	1984-88	Ron Nicolai	1958-59	Ron Nicolai	1958-59	Tom Schlager	1966-68
Brandon Rice	2004-06	Dwayne Wilson	1988-89^	Terry Sillies #	1968-71	Charley McEvoy	1937-38	Denny Crane	1964-66	Fred O'Brien	1952-53	Fred O'Brien	1952-53	Dwayne Wilson	1989-93
Dick Schneider	1953-54	Steve Wolf	1980-83	Travis Taylor	2010-11^	Paul Perrine	1940-41	Darnell Dawson	1975-76	Luther Rackley	1966-69	Luther Rackley	1966-69		
				Ed Tepe #	1959-61	Frank Pinchback	1959-62	John Gorman	1963-64	Harry Rieckelmann	1969-71	Harry Rieckelmann	1969-71	<b>53</b>	
<b>23</b>		<b>26</b>		John Thumann	1939-42	Lloyd Price	1998-01	Robert Himmler	1939-42	Ted Rombach	1963-65	Ted Rombach	1963-65	Rusty Blossom #	1969-72
Stu Courchaine	1955-58	Phil Sheridan	1936-37	Marty Wolf	1975-78	Ralph Richter	1979-80	Mike Rotterman	1999-01	Mike Rotterman	1967-68	Mike Rotterman	1967-68	Jim Bothen #	1963-65
Jeff Jenkins	1980-84	John Sweeney	1937-39			Harry Russ	1939-40	Marcus Mason	1999-01	Pete Schmeling	1959-62	Pete Schmeling	1959-62	Ryan Caldwell	1999-03
Edward Kluska	1937-39			<b>32</b>		Hank Stein	1956-59	Mike McMahan	1960-63	Joe Sunderman	1975-79	Joe Sunderman	1975-79	Jim Enright #	1959-63
Byron Larkin	1984-88	<b>27</b>		Jim Boothe	1956-57	Lou Vonderbrink	1953-54	Ken Meyer	1981-83	Dick Thies	1965-66	Dick Thies	1965-66	Brad Noble	1982-85^
Ron Nicolai #	1959-61	Donald Bailey	1936-37	Maurice Brantley	1990-92	Tyrice Walker	1990-94	George Miller	1973-75	Aaron Turner	1998-00^	Aaron Turner	1998-00^	Jim Puthoff	1956-59
Jay O'Hara	1942-43	Pat Donovan	1937-38	Keenan Christiansen	2002-06	Jack Wambach	1963-66	Tom Rohling	1966-69	Gerry Wessels	1957-58	Gerry Wessels	1957-58	Ted Rombach #	1965-66
Charlie Phillips	1958-59	Robert Herfurt #	1939-40	Kevin Coker	2012-16	John Zeides	1966-68	DeWaan Rose	1990-95	Aaron Williams	1989-93	Aaron Williams	1989-93	Tom Schlager #	1966-69
Tom Simms	1951-53			Broderick Dow	1977-81			Matt Stainbrook	2012-15^	Matt Terpening	1996-98	Matt Terpening	1996-98		
Nicholas Weiler #	1939-40	<b>28</b>		Bill Ferguson	1935-36	<b>35</b>		Keith Walker	1976-77	Keith Walker	1976-77	Keith Walker	1976-77	<b>54</b>	
		Donald Caroll	1937-39	Kenny Frease	2008-12	Doug Alt #	1969-72							Tom Compton	2000-04
<b>24</b>		Joe Kruse	1934-37	Albert Geselbacht	1937-40	Dexter Bailey	1980-84			<b>45</b>				Jay Eck	1970-73
J.D. Barnett	1986-88	Bert Robben #	1939-40	Al Gundrum	1957-59	Jim Bothen #	1962-65	<b>41</b>		James Baronas	1998-02	James Baronas	1998-02	Chuck Kromer	1968-70
Paul Beckman	1937-39	James Vaughan	1940-42	Gary Holle	1972-73	Don Darby	1968-70	Tom Binengar #	1969-70	Luther Rackley #	1966-69	Luther Rackley #	1966-69	James Lacey	1965-67
Mark Brinkman	1973-74			George Hollenstein	1960-63	Anthony Espelage	1945-47	Denny Crane #	1964-66	Harry Rieckelmann #	1969-71	Harry Rieckelmann #	1969-71	John Miller	1976-77
Alvin Brown	1997-02^	<b>29</b>		Paul Kobussen	1967-68	Bob Fullarton	1970-73	John Gorman #	1963-64	Ted Rombach #	1963-65	Ted Rombach #	1963-65	Sean O'Mara	2014-18
Tom Condon	1980-82	Bill Ferguson	1936-37	John Macel	1964-67	RaShid Gaston	2016-17	Robert Heiny	1945-47	Mike Rotterman #	1967-68	Mike Rotterman #	1967-68	Mike Plunkett	1973-76
Tim Deardorff	1971-72	Russ Sweeney	1935-36	Mike McCall	1973-77	Anthony Hubbard	1973-77	Paul Margerum	1951-54	Pete Schmeling #	1959-62	Pete Schmeling #	1959-62	Tony Roehrich	1977-79
Thomas Freppon	1961-64	John Thumann #	1939-40	Charlie Phillips	1959-60	Bob King	1977-80	Mike McMahan #	1960-63	Dick Thies #	1965-66	Dick Thies #	1965-66	John Stasio	1962-65
Joe Gromada	1968-71	<b>30</b>		Dave Piontek	1953-54	Jim Kromer	1993-97^	James Posey	1995-99^	Kevin Waymire	2004-07	Kevin Waymire	2004-07	Larry Sykes	1991-95
Jim Haffner	1959-61	Donald Donovan	1945-47	Jim Renforth	1986-90^	Frank Pinchback #	1959-62	Jerry Quinlan	1940-42					Jack Thobe	1959-62
Richard Harris	1982-86	Anthony Hicks	1979-83	Bert Robben	1939-42	Pete Sears	1993-95	Tom Rohling #	1966-69	<b>50</b>				Andre Walker	2011-12
Ken Harvey	1993-97	Albert Howe	1937-38	Russ Sweeney	1933-35	Erik Stenger	2011-14^	Adam Simons	2005-07	Torrays Braggs	1996-98	Torrays Braggs	1996-98		
Tom Hext	1964-66	John Koprowski	1936-37	Darnell Williams	1995-00^	Tom St. John	1952-53	Joe Viviano	1956-59	Mark Brinkman	1975-76	Mark Brinkman	1975-76	<b>55</b>	
David Hills	1952-53	Albert Howe	1937-38			Desmond Walker	1998-99			Don Darby	1967-68	Don Darby	1967-68	Reggie Butler	1996-01^
Jerome Holmes	1988-89	Albert Howe	1937-38	<b>33</b>		Jack Wambach #	1963-66	<b>42</b>		Tom Dee	1976-78	Tom Dee	1976-78	Jordan Crawford	2008-10^
Drew Lavender	2005-08^	John Koprowski	1936-37	Brandon Cole	2002-07^	John Zeides #	1966-69	Tom Binengar	1969-72	Andy Donnelly	1984-86	Andy Donnelly	1984-86	Eddie Johnson	1981-86^
Charles McEvoy	1936-37	Pius Litzinger	1938-39	Jim Dentinger	1956-59			Ben Cooper	1963-66	Erik Edwards	1990-94	Erik Edwards	1990-94	Paul Kobussen #	1967-68
Andrew Mitchell	2014-15	Jeff Massey	1993-95	Scotty Franklin	1971-74			Matt DeBoor	1951-54	John Gorman	1965-67	John Gorman	1965-67	Bob Koester	1986-90
Anthony Myles	2002-04	Joseph McDaniel	1939-40	Brian Grant	1990-94	Bob Benjamin	1945-48	Gary Deidrick	1972-75	Robert Pelkington	1961-64	Robert Pelkington	1961-64	Chuck Kromer #	1968-70
Jim O'Connell	1953-54	Ray Mueller	1961-63	George Hollenstein #	1960-63	William Gates	1939-41	Corny Freeman	1956-58	Ralph Richter	1978-79	Ralph Richter	1978-79	James Lacey #	1965-67
Joe Pangrazio	1966-68	Robert Mulligan	1940-42	Joe Hughes	2007-11	Jack Steenzen	1941-42	Walt Gorka	1966-68	Terry Sillies #	1968-71	Terry Sillies #	1968-71	J.P. Macura	2014-18
Conor Peterson	2016-17	Colin Parker	1987-91	Pius Litzinger #	1939-40			Walt Gorka	1966-68	Tom Skaleski	1971-72	Tom Skaleski	1971-72	John Stasio #	1962-65
Leo Phillips	1958-59	Bob Quick	1965-68	John Macel #	1964-67	<b>37</b>		Tyrone Hill	1986-90	Bryan Williams	1964-66	Bryan Williams	1964-66	Jack Thobe #	1959-62
Kamall Richards	2013-14	Ed Tepe	1959-61	Jack MacKenna	1934-35	Ed Bismeyer	1945-46	Billy Kirvin	1959-62						
Frank Tartaron	1956-58	Bill Tepe	1934-36	Walter McBride	1982-86	Edward Kluska	1939-40	Leo McDermott	1962-63	<b>51</b>					
Robbie Williams	1972-73	David West	1999-03	Terrance Payne	1994-98^	Robert Krue	1941-42	John Shimko	1980-84	Don Darby#	1967-70	Don Darby#	1967-70		
		<b>31</b>		Jim Phelan	1951-53	Charley McEvoy	1935-36	Steve Spivery	1976-79	John Gorman #	1965-67	John Gorman #	1965-67		
<b>25</b>		Reggie Bell	1986-87	Charlie Phillips #	1959-60			Ed Tepe	1958-59	Robert Pelkington #	1961-64	Robert Pelkington #	1961-64		
Jack Cahill	1952-54	Don Bolton	1945-48	Steve Poppe	1968-71	<b>38</b>				Bryan Williams #	1964-66	Bryan Williams #	1964-66		
Nick Daniels	1975-79	Ducky Castelle	1957-59	Derek Strong	1987-90	Stan Ense	1940-42	<b>43</b>		Perry Ashley #	1968-70	Perry Ashley #	1968-70		
Pat Donovan	1938-39	Tim Chadwell	1978-79	John Tetens	1940-42	Al Geselbacht	1939-40	Tyson Brit	1993-96	Ben Cooper #	1963-66	Ben Cooper #	1963-66		
Thomas Freppon #	1961-64	Obi Harris	1998-00	Archie Walker	1975-80			Walt Gorka #	1966-68						
Joe Gromada #	1968-71	Bob Heim	1951-53	Nicholas Weiler	1939-40			Chuck Hofmann	1952-54						
Jim Haffner #	1959-61	Dwight Hollins	1979-81	Andy Witte	1981-82										
		John Kelley	1981-86^												

**Current players are in bold**

# Worn as away jersey

^ Redshirted 1 or more years

# INDIVIDUAL RECORDS

## Most Points

Game	50	Steve Thomas (vs. Detroit)	1-6-64
	47	David West (vs. Dayton)	2-8-03
	45	Byron Larkin (vs. Loyola of Chicago)	2-28-86
	45	Steve Thomas (vs. Cincinnati)	3-4-64
	45	Gene Smith (vs. Georgetown, Ky.)	1-12-52
Season	792	Byron Larkin	1986-87
	779	Steve Thomas	1963-64
	758	Byron Larkin	1987-88
Career	2,696	Byron Larkin	1984-88
	2,261	Trevon Bluiett	2014-18
	2,132	David West	1999-2003
	2,005	Romain Sato	2000-04
	2,003	Tyrone Hill	1986-90
	1,885	Lenny Brown	1995-99

## Highest Point Average

Season	30.0	Steve Thomas	1963-64
	*28.9	Steve Thomas	1964-65
	25.3	Byron Larkin	1987-88
Career	23.6	Steve Thomas	1962-66
	22.3	Byron Larkin	1984-88
	21.0	Bob Quick	1965-68

\*Not official record since he played only 14 games.

## Most Points in a Game at Cintas Center

	47	David West (vs. Dayton)	2-8-03
--	----	-------------------------	--------

## Most Points in a Game Away From Home

	45	Byron Larkin (vs. Loyola of Chicago)	2-28-86
--	----	--------------------------------------	---------

## Most Rebounds

Game	31	Bob Pelkington (vs. St. Francis Pa.)	2-18-64
	28	Corny Freeman (three times)	1956-57
Season	*567	Bob Pelkington	1963-64
	*526	Corny Freeman	1956-57
	454	Bob Pelkington	1962-63

\*Indicates led nation in rebounding.

Career	1,380	Tyrone Hill	1986-90
	1,325	Bob Pelkington	1961-64
	1,308	David West	1999-2003
	1,080	Brian Grant	1990-94

## Highest Rebound Average

Season	*21.8	Bob Pelkington	1963-64
	*18.8	Corny Freeman	1956-57
	16.2	Bob Pelkington	1962-63

\*Indicates led nation in rebounding.

Career	16.6	Bob Pelkington	1961-64
	12.7	Luther Rackley	1966-69
	12.1	Dave Piontek	1953-56
	12.0	Bob Quick	1965-68

## Most Assists

Game	18	Keith Walker (vs. Detroit)	2-7-80
	15	Dee Davis (vs. Providence College)	2-7-15
	15	Dee Davis (vs. Fairleigh Dickinson)	11-9-12
	15	Tu Holloway (vs. La Salle)	2-22-11
	15	Ralph Lee (vs. Loyola of Chicago)	2-28-86
	15	Dave Lynch (vs. St. Francis, Pa.)	1-15-66
Season	251	Ralph Lee	1985-86
	221	Dee Davis	2014-15
	199	Ralph Lee	1984-85
Career	699	Ralph Lee	1982-86
	639	Jamal Walker	1987-91
	550	Tu Holloway	2008-12
	496	Keith Walker	1976-80

## Most Steals

Game	9	James Posey (vs. Fordham)	1-10-98
	8	Jamal Walker (vs. Fordham)	1-5-91
	8	Stan Kimbrough (vs. Louisville)	11-18-88
	8	Anthony Hicks (vs. Butler)	2-2-82
	8	Keith Walker (vs. Valparaiso)	2-17-79
Season	102	James Posey	1998-99
	81	Lenny Brown	1997-98
	79	Nick Daniels	1977-78
	69	Stan Kimbrough	1988-89
	63	James Posey	1997-98
	63	Byron Larkin	1987-88
	62	Lenny Brown	1996-97
	62	Lenny Brown	1998-99
Career	242	Lenny Brown	1995-99
	226	Anthony Hicks	1979-83
	214	James Posey	1996-99
	202	Nick Daniels	1975-79

## Most Blocks

Game	8	David West (vs. Coastal Carolina)	11-17-01
	7	David West (at Rhode Island)	1-23-02
	7	David West (at La Salle)	2-25-01
	7	Dave Payton (vs. Southwestern of Memphis)	2-26-78
	7	Aaron Williams (vs. Loyola of Chicago)	2-6-90
	6	Travis Taylor (vs. Saint Louis)	3-6-13
	6	David West (vs. George Washington)	2-3-01
	6	Reggie Butler (vs. Eastern Kentucky)	11-22-00
	6	Aaron Williams (vs. Mt. St. Mary's)	11-24-90
	6	Brian Grant (vs. George Washington)	2-12-94
	6	James Posey (vs. Temple)	2-14-99
Season	80	David West	2001-02
	61	David West	2000-01
	57	Aaron Williams	1990-91
	57	Aaron Williams	1991-92
	55	Aaron Williams	1992-93
Career	228	David West	1999-2003
	197	Aaron Williams	1989-93
	140	Justin Doellman	2003-07
	130	Kenny Frease	2008-12
	127	Jason Love	2006-10
	127	Brian Grant	1990-94

## Most Field Goal Attempts

Game	34	Steve Thomas (vs. Detroit)	1-6-64
Season	637	Steve Thomas	1963-64
Career	1,949	Byron Larkin	1984-88

## Most Field Goals Made

Game	18	Steve Thomas (vs. Detroit)	1-6-64
Season	302	Steve Thomas	1963-64
Career	1,022	Byron Larkin	1984-88

## Highest Field Goal Percentage

Season	.654	Brian Grant (223-341)	1992-93
Career (2 years)	.619	Brian Thornton	2004-06
Career (3 or 4 years)	.594	Brian Grant	1990-94

## Most 3-Pt. Field Goals Made

Game	9	Trevon Bluiett (vs. Cincinnati)	1-26-17
	9	Romain Sato (vs. Rhode Island)	2-15-03
	8	Trevon Bluiett (vs. Seton Hall)	2-14-18
	8	Romain Sato (at Rhode Island)	1-13-01
	7	Brad Redford (vs. George Washington)	1-12-13
	7	B.J. Raymond (vs. Auburn)	12-3-08
	7	Drew Lavender (vs. Charlotte)	2-3-07
	7	Lionel Chalmers (vs. Fordham)	2-7-04
	7	Romain Sato (vs. Duquesne)	1-30-02
	7	Maurice McAfee (vs. St. Bona in A-10 Trn.)	3-9-00
	7	Jamie Gladden (vs. Wichita State)	12-30-92
	7	Jamie Gladden (vs. Cincinnati)	1-27-93
Season	105	Trevon Bluiett	2017-18
	104	Lenny Brown	1998-99
	101	Lionel Chalmers	2003-04
Career	319	Trevon Bluiett	2014-18
	307	Romain Sato	2000-04
	236	Lenny Brown	1995-99
	235	Lionel Chalmers	2000-04

## Most 3-Pt. Field Goal Attempts

Game	16	Romain Sato (vs. Rhode Island)	2-15-03
	15	Jeff Massey (vs. La Salle)	1-14-95
	15	Jamie Gladden (vs. Butler)	3-7-92
Season	263	Lenny Brown	1998-99
Career	836	Romain Sato	2000-04
	831	Trevon Bluiett	2014-18
	646	Lenny Brown	1995-99

## Highest 3-Pt. Field Goal Percentage (4 Att. Min.)


Game	1.000	Drew Lavender (5-5 at St. Bonaventure)	1-24-07
	1.000	Josh Duncan (5-5 at Charlotte)	2-13-08
	1.000	Dee Davis (5-5 at Cincinnati)	2-18-14
Season	.465	Brad Redford (53-114)	2008-09
Career	.435	Jamie Gladden (154-354)	1989-93

## Most Free Throw Attempts

Game	24	Bob Quick (vs. Marquette)	2-26-68
Season	270	Tu Holloway	2010-11
Career	874	David West	1999-2003

## Most Free Throws Made

Game	22	Bob Quick (vs. Marquette)	2-26-68
Season	235	Tu Holloway	2010-11
Career	675	Tu Holloway	2008-12
	662	David West	1999-2003



Ralph Lee holds the school record for most assists in a career (699) and the top two single season totals in school history, including a school record 251 in his senior season of 1985-86. Lee is seen here dribbling up court with the old red, white and blue National Invitation Tournament basketball used during the 1984 NIT games at Cincinnati Gardens. XU defeated Ohio State and Nebraska in 1984 at Cincinnati Gardens to advance to the NIT Quarterfinals.

## SINGLE GAME INDIVIDUAL RECORDS BY CLASS

### Highest Free Throw Percentage

Game	1.000	Tu Holloway (17-17 at Richmond)	1-29-11
Season	*.902	Joe Geiger (74-82)	1961-62
Career	.852	Tu Holloway (675-792)	2008-12

\*Indicates led nation in free throw percentage.

### Most Wins

Career	108	Jason Love	2006-10
	107	Dante Jackson & Joe Hughes	2007-11

### Most Personal Fouls

Season	123	James Posey	1998-99
Career	419	Tyrone Hill	1986-90

### Most Games Played

	142	Trevon Bluiett	2014-18
	141	J.P. Macura	2014-18
	137	Dante Jackson	2007-11
	137	B.J. Raymond	2005-09
	137	Kenny Frease	2008-12
	134	Tu Holloway	2008-12
	132	Dee Davis	2011-15
	132	Brad Redford	2008-13
	132	Stanley Burrell	2004-08
	132	Justin Doellman	2003-07
	131	Justin Cage	2003-07
	130	Kevin Frey	1998-2002
	130	Romain Sato	2000-04
	128	Josh Duncan	2004-08

### Most Starts

Career	136	Trevon Bluiett	2014-18
	130	Romain Sato	2000-04

### Most Consecutive Starts

Career	130	Romain Sato	2000-04
	126	David West	1999-2003

### Most Starts as a Freshman

	33	David West	1999-2000
--	----	------------	-----------

### Most Double-Doubles in Scoring-Rebounding

Season	24	Tyrone Hill	1989-90
	22	David West	2002-03
	20	David West	2000-01
	20	Tyrone Hill	1988-89
Career	68	David West	1999-2003
	64	Tyrone Hill	1986-90

### Most Consecutive Games with a Double-Double in Scoring-Rebounding

	10	Tyrone Hill	Jan.18-Feb. 22, 1990
	10	David West	Jan. 7-Feb. 15, 2003

### Most Games Scoring in Double Figures

Season	34	Jordan Crawford	2009-10
	33	Trevon Bluiett	2016-17
	33	Romain Sato	2003-04
Career	117	Byron Larkin	1984-88
	116	Trevon Bluiett	2014-18

### Most Consecutive Games Scoring in Double Figures

	78	Byron Larkin	1986-88
	56	David West	1999-2003
	42	Stan Kimbrough	1986-89

### Most Career 20-Point Plus Games

	83	Byron Larkin	1984-88
--	----	--------------	---------

### Most Seasons as Team's Leading Scorer

	4	Byron Larkin	1984-88
--	---	--------------	---------

### Most Seasons as Team's Leading Rebounder

	4	David West	1999-2003
	4	Brian Grant	1990-94
	4	Tyrone Hill	1986-90

### Most Consecutive Field Goals Made

	16	Josh Duncan	2007-08
--	----	-------------	---------

### Most Consecutive Free Throws Made

	31	Romain Sato	2003-04
	31	James Posey	1998-99
	30	Bill Kirvin	1959-60
	27	Tu Holloway	2008-09

Bill Kirvin, a member of the Xavier Athletic Hall of Fame, earned a reputation as one of the nation's best free throw shooters. His school record streak of 30 straight free throws made stood for almost 40 years.



### POINTS

#### FRESHMAN:

35, **Darnell Williams**  
vs. Duquesne (2-24-96)  
32, **Stanley Burrell**  
at Duquesne (2-13-05)  
31, **Romain Sato**  
at Rhode Island (1-13-01)

#### SOPHOMORE:

45, **Byron Larkin**  
vs. Loyola (Chicago) (2-28-86)  
34, **Romain Sato**  
vs. George Washington (2-14-02)  
34, **Jerry Helmers**  
vs. Niagara (12-23-69)  
34, **Tim O'Connell**  
at Memphis State (1-29-66)  
34, **Steve Thomas**  
vs. St. Bonaventure (3-9-63)

#### JUNIOR:

50, **Steve Thomas**  
vs. Detroit (1-6-64)  
45, **Steve Thomas**  
vs. Cincinnati (3-4-64)

#### SENIOR:

47, **David West**  
vs. Dayton (2-8-03)  
45, **Gene Smith**  
vs. Georgetown (KY) (12-4-52)  
41, **Steve Thomas**  
vs. St. Bonaventure (12-23-64)

### REBOUNDS

#### FRESHMAN:

16, **Jalen Reynolds**  
vs. St. John's at MSG (2-25-14)  
16, **Derrick Brown**  
vs. BYU (3-15-07)  
16, **Brian Grant**  
vs. Butler (2-12-91)  
16, **Romain Sato**  
vs. Samford (11-28-00)

#### SOPHOMORE:

28, **Corny Freeman**  
vs. Minnesota (12-27-56)  
vs. Loyola (MD) (1-31-57)  
at W. Kentucky (2-27-57)

#### JUNIOR:

24, **Bob Pelkington**  
vs. Gannon (12-12-62)  
23, **Tyrone Hill**  
vs. Loyola (Chicago) (2-9-89)  
23, **Bob Pelkington**  
at Marquette (1-12-63)

#### SENIOR:

31, **Bob Pelkington**  
vs. St. Francis, (PA) (2-18-64)  
30, **Bob Pelkington**  
vs. Canisius (1-28-64)

### ASSISTS

#### FRESHMAN:

11, **Dedrick Finn**  
vs. Rhode Island (2-15-03)  
11, **Michael Hawkins**  
vs. Fordham (2-26-92)

#### SOPHOMORE:

15, **Dee Davis**  
vs. Fairleigh Dickinson (11-9-12)  
12, **Quentin Goodin**  
vs. Villanova (2-17-18)  
12, **Jamal Walker**  
vs. Valparaiso (1-7-89)  
12, **Keith Walker**  
vs. Valparaiso (2-18-78)

#### JUNIOR:

15, **Tu Holloway**  
vs. La Salle (2-22-11)  
15, **Dave Lynch**  
vs. St. Francis (PA) (1-15-66)

#### SENIOR:

18, **Keith Walker**  
vs. Detroit (2-7-80)  
15, **Dee Davis**  
vs. Providence (2-7-15)

### STEALS

#### FRESHMAN:

6, **Brian Grant**  
vs. Marquette (2-7-91)  
6, **David West**  
vs. St. Mary's (12-21-99)  
6, **Lionel Chalmers**  
vs. Miami (11-18-00)

#### SOPHOMORE:

6, **Anthony Hicks**  
vs. Union (12-1-80)

#### JUNIOR:

9, **James Posey**  
vs. Fordham (1-10-98)

#### SENIOR:

8, **Stan Kimbrough**  
vs. Louisville (11-18-88)  
8, **Jamal Walker**  
vs. Fordham (1-5-91)

### BLOCKED SHOTS

#### FRESHMAN:

7, **Aaron Williams**  
vs. Loyola Chicago (2-6-90)

#### SOPHOMORE:

7, **David West**  
at La Salle (2-15-01)  
6, **Aaron Williams**  
vs. Mount St. Mary's (11-24-90)  
6, **David West**  
vs. George Washington (2-3-01)

#### JUNIOR:


8, **David West**  
vs. Coastal Carolina (11-17-01)  
7, **David West**  
at Rhode Island (1-23-02)  
7, **Dave Payton**  
vs. SW of Memphis (2-26-78)

### BLOCKED SHOTS

#### SENIOR:

6, **Travis Taylor**  
vs. Saint Louis (3-6-13)  
6, **Brian Grant**  
vs. George Washington (2-12-94)  
6, **James Posey**  
vs. Temple (2-14-99)

6, **Reggie Butler**  
vs. Eastern Kentucky (11-22-00)  
6, **Jason Love**  
vs. Dayton (1-16-10)  
6, **Kenny Frease**  
vs. IPFW (11-15-11)



Byron Larkin, Xavier's all-time leading scorer and one of the top 25 scorers in NCAA Division I history, scored a Xavier sophomore record 45 points in a win over Loyola of Chicago in the 1986 MCC Tournament. Larkin, who is in his 21st season as a member of the XU radio broadcast team, led Xavier to its first-ever NCAA Tournament victory with a win over Missouri in the 1987 first round.

# SCORING RECORDS

SEASON	SCORING LEADER	G	FG (3)	FT	TP	AVG.
2017-18	Trevon Bluiett, G	35	202 (105)	167	676	19.3
2016-17	Trevon Bluiett, G	36	212 (91)	150	665	18.5
2015-16	Trevon Bluiett, G	34	170 (78)	94	512	15.1
2014-15	Matt Stainbrook, C	37	173 (1)	107	454	12.3
2013-14	Semaj Christon, G	34	201 (19)	157	578	17.0
2012-13	Semaj Christon, G	30	162 (7)	125	456	15.2
2011-12	Tu Holloway, G	34	166 (45)	218	595	17.5
2010-11	Tu Holloway, G	32	168 (60)	235	631	19.7
2009-10	Jordan Crawford, G	35	260 (79)	119	718	20.5
2008-09	B.J. Raymond, G	35	167 (84)	76	494	14.1
2007-08	Josh Duncan, F	37	141 (55)	122	459	12.4
2006-07	Justin Doellman, F	34	164 (42)	95	465	13.7
2005-06	Stanley Burrell, G	32	165 (69)	61	460	14.4
	*Brian Thornton, F	21	114 (0)	94	322	15.3
2004-05	Stanley Burrell, G	29	126 (61)	56	369	12.7
2003-04	Lionel Chalmers, G	37	204 (101)	105	614	16.6
2002-03	David West, F	32	213 (9)	209	644	20.1
2001-02	David West, F	32	196 (9)	185	586	18.3
2000-01	David West, F	29	174 (0)	168	516	17.8
1999-00	Maurice McAfee, G	33	155 (89)	98	497	15.1
1998-99	Lenny Brown, G	36	229 (104)	91	653	18.1
1997-98	Darnell Williams, G-F	28	184 (39)	78	485	17.3
1996-97	Lenny Brown, G	29	160 (56)	77	453	15.6
1995-96	Lenny Brown, G	27	111 (28)	88	338	12.5
1994-95	Jeff Massey, G	28	188 (77)	77	530	18.9
1993-94	Brian Grant, C	29	181 (1)	122	485	16.7
1992-93	Brian Grant, C	30	223 (0)	110	556	18.5
1991-92	Jamie Gladden, G	27	201 (50)	73	525	19.4
1990-91	Jamie Gladden, G	32	190 (35)	71	486	15.2
1989-90	Tyrone Hill, F	32	250 (0)	146	646	20.2
1988-89	Tyrone Hill, F	33	235 (0)	155	625	18.9
1987-88	Byron Larkin, G	30	296 (19)	147	758	25.3
1986-87	Byron Larkin, G	32	278 (32)	204	792	24.8
1985-86	Byron Larkin, G	30	261	132	654	21.8
1984-85	Byron Larkin, G	29	187	118	492	17.0
1983-84	Jeff Jenkins, C-F	33	223	115	561	17.0
1982-83	Anthony Hicks, G	30	171	106	448	14.9
1981-82	Anthony Hicks, G	28	226	120	572	20.4
1980-81	Anthony Hicks, G	27	183	85	451	16.7
1979-80	Jon Hanley, F	24	187	68	442	18.4
1978-79	Nick Daniels, G	27	239	95	573	21.2
1977-78	Nick Daniels, G	27	191	68	450	16.7
1976-77	Dale Haarman, F	27	137	85	359	13.3
1975-76	Garry Whitfield, G	26	151	122	424	16.3
1974-75	Mike Plunkett, F	26	172	70	414	15.9
1973-74	Mike Plunkett, F	26	148	68	364	14.0
1972-73	Conny Warren, C-F	26	158	74	390	15.0
1971-72	Bob Fullarton, C	26	149	87	385	14.8
1970-71	Jerry Helmers, F	26	190	125	505	19.4
1969-70	Jerry Helmers, F	24	161	99	421	17.5
1968-69	Luther Rackley, C	26	169	117	455	17.5
1967-68	Bob Quick, F	26	218	179	615	23.7
1966-67	Bob Quick, F	26	181	140	502	19.3
1965-66	Bob Quick, F	26	205	109	519	20.0
1964-65	Bryan Williams, F	24	133	95	344	14.3
	*Steve Thomas, G	14	166	73	405	28.9
1963-64	Steve Thomas, G	26	302	175	779	30.0
1962-63	Steve Thomas, G	28	180	91	451	16.1
1961-62	Jack Thobe, C-F	26	152	75	379	14.6
1960-61	Jack Thobe, C-F	25	177	84	438	17.5
1959-60	Jack Thobe, C-F	26	203	73	479	18.4
1958-59	Joe Viviano, F	25	162	101	425	17.0
1957-58	Joe Viviano, F	30	211	122	544	18.1
1956-57	Corny Freeman, C-F	28	156	122	434	15.5
1955-56	Jim Boothe, G	28	158	146	462	16.5
1954-55	Dave Piontek, C	26	156	127	439	16.9
1953-54	Dave Piontek, C	30	157	124	438	14.6
1952-53	Huck Budde, F	23	174	153	501	21.8
1951-52	Gene Smith, C	24	195	105	495	20.6
1950-51	Gene Smith, C	26	143	75	361	13.9
1949-50	Gene Smith, C	16	104	45	253	15.8
1948-49	Malcolm McMullen, C	26	125	61	311	12.0
1947-48	Art Morthorst, F	32	137	49	323	10.1

## "TOP 25" SINGLE SEASON SCORING TOTALS

PLAYER, POSITION	YEAR	G	FGM (3)	FTM	TP	AVG.
1. Byron Larkin, G	86-87	32	278 (32)	204	792	24.8
2. Steve Thomas, G	63-64	26	302	175	779	30.0
3. Byron Larkin, G	87-88	30	296 (19)	147	758	25.3
4. Jordan Crawford, G	09-10	35	260 (79)	119	718	20.5
5. Trevon Bluiett, G	17-18	35	202 (105)	167	676	19.3
6. Trevon Bluiett, G	16-17	36	212 (91)	150	665	18.5
7. Byron Larkin, G	85-86	30	261	132	654	21.8
8. Lenny Brown, G	98-99	36	229 (104)	91	653	18.1
9. Tyrone Hill, F	89-90	32	250	146	646	20.2
10. David West, F	02-03	32	213 (9)	209	644	20.1
11. Tu Holloway, G	10-11	32	168 (60)	235	631	19.7
12. Tyrone Hill, F	88-89	33	235	155	625	18.9
13. Stan Kimbrough, G	88-89	33	234 (70)	82	620	18.8
14. Bob Quick, F	67-68	26	218	179	615	23.7
15. Lionel Chalmers, G	03-04	37	20 (101)	105	614	16.6
16. James Posey, F	98-99	36	191 (48)	179	609	16.9
17. Romain Sato, G	03-04	37	179 (75)	170	603	16.3
18. Tu Holloway, G	11-12	34	166 (45)	218	595	17.5
19. David West, F-C	01-02	32	196 (9)	185	586	18.3
20. Romain Sato, F	02-03	32	182 (84)	131	579	18.1
21. Semaj Christon, G	13-14	34	201 (19)	157	578	17.0
22. Nick Daniels, G	78-79	28	239	95	573	21.2
23. Anthony Hicks, G	81-82	28	226	120	572	20.4
24. Jeff Jenkins, C-F	83-84	33	223	115	561	17.0
25. Brian Grant, C	92-93	30	223 (0)	110	556	18.5

## LEADING SCORERS BY CLASS

### FRESHMEN

#### BY TOTAL

Byron Larkin (84-85) 492  
 Semaj Christon (12-13) 456  
 Trevon Bluiett (14-15) 408  
 Gary Massa (77-78) 391

#### BY AVERAGE

Byron Larkin (84-85) 17.0  
 Semaj Christon (12-13) 15.2  
 Nick Daniels (75-76) 15.0  
 Gary Massa (77-78) 14.5

### SOPHOMORES

#### BY TOTAL

Jordan Crawford (09-10) 718  
 Byron Larkin (85-86) 654  
 Semaj Christon (13-14) 578  
 Bob Quick (65-66) 519

#### BY AVERAGE

Byron Larkin (85-86) 21.8  
 Jordan Crawford (09-10) 20.5  
 Bob Quick (65-66) 20.0  
 Jack Thobe (59-60) 18.4

### JUNIORS

#### BY TOTAL

Byron Larkin (86-87) 792  
 Steve Thomas (63-64) 779  
 Trevon Bluiett (16-17) 665  
 Tu Holloway (10-11) 631

#### BY AVERAGE

Steve Thomas (63-64) 30.0  
 Byron Larkin (86-87) 24.8  
 Anthony Hicks (81-82) 20.4  
 Tu Holloway (10-11) 19.7


### SENIORS

#### BY TOTAL

Byron Larkin (87-88) 758  
 Trevon Bluiett (17-18) 676  
 Lenny Brown (98-99) 653  
 Tyrone Hill (89-90) 646

#### BY AVERAGE

Byron Larkin (87-88) 25.3  
 Bob Quick (67-68) 23.7  
 Huck Budde (52-53) 21.8  
 Nick Daniels (78-79) 21.2



Steve Thomas, who scored a school-record 30.0 ppg. as a junior, scored a school-record 50 points in a 121-113 win over Detroit on January 6, 1964 in Schmidt Fieldhouse.

\* Had the team's top scoring average but did not play in 75 percent of the games



# REBOUNDING RECORDS

SEASON	REBOUND LEADER	G	NO.	AVG.
2017-18	Trevon Bluiett, F	35	193	5.5
2016-17	RaShid Gaston, F	38	225	5.9
2015-16	James Farr, F	34	266	7.8
2014-15	Matt Stainbrook, C	37	257	6.9
2013-14	Matt Stainbrook, C	33	244	7.4
2012-13	Travis Taylor, F	31	278	9.0
2011-12	Kenny Frease, C	36	219	6.1
2010-11	Jamel McLean, F	31	261	8.4
2009-10	Jason Love, F-C	35	305	8.7
2008-09	Derrick Brown, F	35	212	6.1
2007-08	Derrick Brown, F	37	242	6.5
2006-07	Justin Doellman, F	34	188	5.5
2005-06	Justin Doellman, F	32	215	6.7
2004-05	Justin Doellman, F	29	173	6.0
2003-04	Romain Sato, G	37	297	8.0
2002-03	David West, F	32	378	11.8
2001-02	David West, F	32	313	9.8
2000-01	David West, F	29	316	10.9
1999-00	David West, F	33	301	9.1
1998-99	James Posey, F	36	322	8.9
1997-98	James Posey, F	30	253	8.4
1996-97	James Posey, F	29	226	7.8
1995-96	T.J. Johnson, F	28	189	6.8
1994-95	Larry Sykes, C-F	27	291	10.8
1993-94	Brian Grant, C	29	287	9.9
1992-93	Brian Grant, C	30	283	9.4
1991-92	Brian Grant, C	26	237	9.1
1990-91	Brian Grant, C	32	273	8.5
1989-90	Tyrone Hill, F	32	402	12.6
1988-89	Tyrone Hill, F	33	403	12.2
1987-88	Tyrone Hill, F	30	314	10.5
1986-87	Tyrone Hill, F	31	261	8.4
1985-86	Eddie Johnson, C	30	202	6.7
1984-85	Walt McBride, G-F	29	159	5.5
1983-84	Dexter Bailey, F	33	192	5.8
1982-83	Dexter Bailey, F	29	194	6.7
1981-82	Dexter Bailey, F	28	211	7.5
1980-81	Dwight Hollins, F	28	139	5.0
1979-80	David Anderson, C	26	198	7.6
1978-79	Joe Sunderman, C	20	171	8.6
1977-78	Steve Spivery, F-C	26	209	8.0
1976-77	Steve Spivery, F-C	27	214	7.9
1975-76	Nick Daniels, G-F	26	185	7.1
	Dale Haarman, F	26	185	7.1
1974-75	Mike Plunkett, F	26	216	8.3
1973-74	Mike Plunkett, F	26	182	7.0
1972-73	Conny Warren, C-F	26	296	11.4
1971-72	Conny Warren, C-F	26	283	10.9
1970-71	Conny Warren, C-F	22	139	6.3
1969-70	Jerry Helmers, F	24	202	8.4
1968-69	Luther Rackley, C	26	363	14.0
1967-68	Bob Quick, F	26	365	14.0
1966-67	Luther Rackley, C	26	328	12.6
1965-66	Bob Quick, F	26	301	11.6
1964-65	Ben Cooper, C	16	209	13.1
1963-64	*Bob Pelkington, C	26	567	21.8
1962-63	Bob Pelkington, C	28	454	16.2
1961-62	Bob Pelkington, C	26	304	11.7
1960-61	Jack Thobe, C-F	25	267	10.7
1959-60	Jack Thobe, C-F	26	260	10.0
1958-59	Rich Piontek, F	19	200	10.5
1957-58	Joe Viviano, F	30	378	12.6
1956-57	*Corny Freeman, C-F	28	526	18.8
1955-56	Dave Piontek, C-F	26	399	15.3
1954-55	Dave Piontek, C-F	26	295	11.3
1953-54	Chuck Hofmann, C-F	30	331	11.0
1952-53	Huck Budde, F	23	233	10.1

\*Led Nation

## "TOP 25" SINGLE SEASON REBOUNDING LEADERS

PLAYER, POSITION	YEAR	G	REB.	AVG
1. Bob Pelkington, C *	63-64	26	567	21.8
2. Corny Freeman, C-F *	56-57	28	526	18.8
3. Bob Pelkington, C	62-63	28	454	16.2
4. Tyrone Hill, F	88-89	33	403	12.2
5. Tyrone Hill, F	89-90	32	402	12.6
6. Dave Piontek, C-F	55-56	26	399	15.3
7. David West, F	02-03	32	378	11.8
Joe Viviano, F	57-58	30	378	12.6
9. Bob Quick, F	67-68	26	365	14.0
10. Luther Rackley, C	68-69	26	363	14.0
11. Chuck Hofmann, C-F	53-54	30	331	11.0
12. Luther Rackley, C	66-67	26	328	12.6
Derek Strong, C	89-90	33	328	9.9
14. James Posey, F	98-99	36	322	8.9
15. David West, F	00-01	29	316	10.9
16. Tyrone Hill, F	87-88	30	314	10.5
17. David West, F-C	01-02	32	313	9.8
18. Jason Love, F-C	09-10	35	305	8.7
19. Bob Pelkington, C	61-62	26	304	11.7
20. Bob Quick, F	65-66	26	301	11.6
Dave Piontek, C-F	53-54	30	301	10.0
David West, F	99-00	33	301	9.1
23. Romain Sato, G	03-04	37	297	8.0
24. Conny Warren, C-F	72-73	26	296	11.4
25. Dave Piontek, C-F	54-55	26	295	11.3

\*Led Nation

## LEADING REBOUNDERS BY CLASS

### FRESHMEN

#### BY TOTAL

David West (99-00) 301
Brian Grant (90-91) 273
Tyrone Hill (86-87) 261
Nick Daniels (75-76) 185

#### BY AVERAGE

David West (99-00) 9.1
Brian Grant (90-91) 8.5
Tyrone Hill (86-87) 8.4
Nick Daniels (75-76) 7.1

### SOPHOMORES

#### BY TOTAL

Corny Freeman (56-57) 526
Luther Rackley (66-67) 328
David West (00-01) 316
Tyrone Hill (87-88) 314

#### BY AVERAGE

Corny Freeman (56-57) 18.8
Luther Rackley (66-67) 12.6
Bob Pelkington (61-62) 11.7
Bob Quick (65-66) 11.6

### JUNIORS

#### BY TOTAL

Bob Pelkington (62-63) 454
Tyrone Hill (88-89) 403
Joe Viviano (57-58) 378
Chuck Hofmann (53-54) 331

#### BY AVERAGE

Bob Pelkington (62-63) 16.2
Joe Viviano (57-58) 12.6
Dave Piontek (54-55) 11.3
Chuck Hofmann (53-54) 11.0

### SENIORS

#### BY TOTAL

Bob Pelkington (63-64) 567
Tyrone Hill (89-90) 402
Dave Piontek (55-56) 399
David West (02-03) 378

#### BY AVERAGE

Bob Pelkington (63-64) 21.8
Dave Piontek (55-56) 15.3
Bob Quick (67-68) 14.0
Luther Rackley (68-69) 14.0



Tyrone Hill, Xavier's all-time leading rebounder, led XU in rebounding for four straight seasons. He then went on to enjoy a 14-year NBA career.

## TOP 20 REBOUND LEADERS (CAREER)

PLAYER, POSITION	G	NO.	AVG.	SEASONS
1. Tyrone Hill, F	126	1,380	11.0	1986-90
2. Bob Pelkington, C	80	1,325	16.6	1961-64
3. David West, F	126	1,308	10.4	1999-03
4. Brian Grant, C	117	1,080	9.2	1990-94
5. Dave Piontek, C-F	82	995	12.1	1953-56
6. Bob Quick, F	78	939	12.0	1965-68
7. Joe Viviano, F	83	906	10.9	1956-59
8. Romain Sato, G	130	892	6.9	2000-04
9. Derek Strong, C	96	805	8.4	1987-90
10. James Posey, F	95	801	8.4	1996-99
11. Trevon Bluiett, G	142	762	5.4	2014-18
12. Luther Rackley, C	59	750	12.7	1966-69
13. Jason Love, F-C	126	734	5.8	2006-10
14. Dexter Bailey, F	118	730	6.2	1980-84
15. Kenny Frease, C	137	723	5.3	2008-12
16. Conny Warren, C-F	74	718	9.7	1970-73
Jack Thobe, C-F	77	718	9.3	1959-62
18. Aaron Williams	117	713	6.1	1989-93
19. Kevin Frey, F	130	710	5.5	1998-02
20. Justin Doellman, F	132	708	5.4	2003-07

# ASSIST RECORDS

SEASON	ASSIST LEADER	G	ASSISTS	AVG.
2017-18	Quentin Goodin, G	35	171	4.89
2016-17	Quentin Goodin, G	38	131	3.45
2015-16	Myles Davis, G	34	139	4.09
2014-15	Dee Davis, G	37	221	5.97
2013-14	Dee Davis, G	32	149	4.66
2012-13	Semaj Christon, G	30	139	4.63
2011-12	Tu Holloway, G	34	166	4.88
2010-11	Tu Holloway, G	32	174	5.44
2009-10	Tu Holloway, G	35	138	3.94
2008-09	Dante' Jackson, G	35	94	2.68
2007-08	Drew Lavender, G	36	162	4.50
2006-07	Drew Lavender, G	34	164	4.82
2005-06	Dedrick Finn, G	24	96	4.00
	Stanley Burrell, G	32	105	3.28
2004-05	Dedrick Finn, G	29	122	4.20
2003-04	Dedrick Finn, G	37	124	3.35
2002-03	Dedrick Finn, G	32	139	4.34
2001-02	Lionel Chalmers, G	32	134	4.19
2000-01	Maurice McAfee, G	29	139	4.79
1999-00	Maurice McAfee, G	33	138	4.18
1998-99	Gary Lumpkin, G	36	122	3.39
1997-98	Gary Lumpkin, G	30	134	4.47
1996-97	Gary Lumpkin, G	29	125	4.31
1995-96	Gary Lumpkin, G	28	89	3.18
1994-95	Michael Hawkins, G	28	162	5.79
1993-94	Steve Gentry, G	29	176	6.07
1992-93	Michael Hawkins, G	28	104	3.71
	Steve Gentry, G	30	110	3.67
1991-92	Michael Hawkins, G	27	118	4.37
1990-91	Jamal Walker, G	31	158	5.10
1989-90	Jamal Walker, G	33	196	5.94
1988-89	Jamal Walker, G	27	193	7.15
1987-88	Byron Larkin, G	30	143	4.77
1986-87	Byron Larkin, G	32	113	3.53
1985-86	Ralph Lee, G	30	251	8.37
1984-85	Ralph Lee, G	29	199	6.86
1983-84	Ralph Lee, G	33	162	4.91
1982-83	Anthony Hicks, G	30	121	4.03
1981-82	Anthony Hicks, G	28	121	4.32
1980-81	Anthony Hicks, G	27	109	4.03
1979-80	Keith Walker, G	24	154	6.42
1978-79	Keith Walker, G	27	147	5.44
1977-78	Keith Walker, G	26	137	5.27
1976-77	Dale Haarman, F	27	70	2.59
1975-76	Garry Whitfield, G	26	76	2.92
1974-75	Jim Rippe, G	26	56	2.15
1973-74	Ron Laker, G	24	59	2.46
1972-73	Jim Rippe, G	26	78	3.00
1971-72	Doug Alt, G	26	52	2.00
	Tom Binegar, G/F	26	52	2.00
1970-71	Doug Alt, G	26	44	1.69
1968-69	Chris Hall, G	26	71	2.73
1967-68	Joe Pangrazio, G	26	83	3.19
1966-67	Joe Pangrazio, G	26	61	2.35
1965-66	Bryan Williams, G/F	23	64	2.78
1964-65	Joe McNeil, G	25	63	2.52
1963-64	Bob Pelkington, C	26	89	3.42
1962-63	Joe McNeil, G	23	86	3.74
	Bob Pelkington, C	28	94	3.36
1961-62	Bill Kirvin, G	26	104	4.00
1960-61	Bill Kirvin, G	25	117	4.68
1959-60	Bill Kirvin, G	26	67	2.58
1956-57	Jim Boothe, G	28	59	2.11
1955-56	Jim Boothe, G	28	104	3.71

## TOP 25 SINGLE SEASON ASSIST LEADERS

	PLAYER, POSITION	SEASON	G	ASSISTS	AVG.
1.	Ralph Lee, G	85-86	30	251	8.37
2.	Dee Davis, G	14-15	37	221	5.97
3.	Ralph Lee, G	84-85	29	199	6.86
4.	Jamal Walker, G	89-90	33	196	5.94
5.	Jamal Walker, G	88-89	27	193	7.15
6.	Steve Gentry, G	93-94	29	176	6.07
7.	Tu Holloway, G	10-11	32	174	5.44
8.	Quentin Goodin, G	17-18	35	171	4.89
9.	Tu Holloway, G	11-12	34	166	4.88
10.	Drew Lavender, G	06-07	34	164	4.82
11.	Michael Hawkins, G	94-95	28	162	5.79
	Ralph Lee, G	82-83	30	162	5.40
	Drew Lavender, G	07-08	36	162	4.50
14.	Jamal Walker, G	90-91	31	158	5.10
15.	Keith Walker, G	79-80	24	154	6.42
16.	Dee Davis, G	13-14	32	149	4.66
17.	Keith Walker, G	78-79	27	147	5.44
18.	Byron Larkin, G	87-88	30	143	4.77
19.	Semaj Christon, G	13-14	34	142	4.18
20.	Stan Kimbrough, G	88-89	33	140	4.24
	Stanley Burrell, G	07-08	37	140	3.78
22.	Maurice McAfee, G	00-01	29	139	4.79
	Semaj Christon, G	12-13	30	139	4.63
	Dedrick Finn, G	02-03	32	139	4.34
	Myles Davis, G	15-16	34	139	4.09

## ASSIST LEADERS BY CLASS

### FRESHMEN BY TOTAL

Semaj Christon (12-13) 139  
Dedrick Finn (02-03) 139

### FRESHMAN BY AVERAGE

Semaj Christon (12-13) 4.63  
Dedrick Finn (02-03) 4.34

### SOPHOMORES BY TOTAL

Jamal Walker (89-90) 196  
Quentin Goodin (17-18) 171  
Ralph Lee (82-83) 162  
Semaj Christon (13-14) 142  
Tu Holloway (09-10) 138  
Keith Walker (77-78) 137

### SOPHOMORES BY AVERAGE

Jamal Walker (89-90) 7.15  
Ralph Lee (82-83) 5.40  
Keith Walker (77-78) 5.27  
Edmond Sumner (16-17) 5.00  
Quentin Goodin (17-18) 4.89  
Lionel Chalmers (01-02) 4.19

### JUNIORS BY TOTAL

Ralph Lee (84-85) 199  
Jamal Walker (89-90) 196  
Tu Holloway (10-11) 174  
Drew Lavender (06-07) 164  
Dee Davis (13-14) 149  
Keith Walker (78-79) 147

### JUNIORS BY AVERAGE


Ralph Lee (84-85) 6.86  
Jamal Walker (89-90) 5.94  
Keith Walker (78-79) 5.44  
Tu Holloway (10-11) 5.44  
Drew Lavender (06-07) 4.82  
Dee Davis (13-14) 4.66

### SENIORS BY TOTAL

Ralph Lee (85-86) 251  
Dee Davis (14-15) 221  
Steve Gentry (93-94) 176  
Tu Holloway (11-12) 166  
Drew Lavender (07-08) 162  
Michael Hawkins (94-95) 162

### SENIORS BY AVERAGE

Ralph Lee (85-86) 8.37  
Keith Walker (79-80) 6.42  
Steve Gentry (93-94) 6.07  
Dee Davis (14-15) 5.97  
Michael Hawkins (94-95) 5.79



Jamal Walker stands second on Xavier's all-time assist list and is among the top 25 scorers in Xavier history. Walker was a big part of four straight NCAA Tournament teams, including XU's first Sweet 16 in 1990.

## TOP 10 ASSIST LEADERS (CAREER)

PLAYER, POSITION	SEASON	G	ASSISTS	AVG.	
1.	Ralph Lee, G	1982-86	122	699	5.73
2.	Jamal Walker, G	1987-91	120	639	5.33
3.	Tu Holloway, G	2008-12	134	550	4.10
4.	Keith Walker, G	1976-80	102	496	4.86
5.	Dee Davis, G	2011-15	132	492	3.73
6.	Dedrick Finn, G	2002-06	122	481	3.94
7.	Gary Lumpkin, G	1995-99	123	470	3.82
8.	Michael Hawkins, G	1991-95	112	448	4.0
9.	Lionel Chalmers, G	2000-04	123	405	3.29
10.	Steve Gentry, G	1991-94	86	390	4.53

# BLOCK RECORDS

SEASON	BLOCK LEADER	G	BLOCKS	AVG.
2017-18	Sean O'Mara, F/C	35	23	0.66
2016-17	RaShid Gaston, F	38	19	0.50
2015-16	James Farr, F	34	34	1.00
2014-15	Jalen Reynolds, F	37	36	0.97
2013-14	Matt Stainbrook, C	33	31	0.94
2012-13	Travis Taylor, F	31	25	0.81
2011-12	Kenny Frease, C	36	40	1.11
2010-11	Kenny Frease, C	32	26	0.81
2009-10	Jason Love, C	35	50	1.43
2008-09	Kenny Frease, C	34	43	1.26
2007-08	Derrick Brown, F	37	30	0.81
	Jason Love, C	37	30	0.81
2006-07	Justin Doellman, F	34	39	1.15
2005-06	Justin Doellman, F	32	51	1.59
2004-05	Justin Doellman, F	29	30	1.03
2003-04	Anthony Myles, F	37	27	0.73
2002-03	David West, F	32	51	1.59
2001-02	David West, F	32	80	2.50
2000-01	David West, F	29	61	2.10
1999-00	David West, F	33	35	1.06
1998-99	James Posey, F	36	34	0.94
1997-98	Darnell Williams, G	28	25	0.89
1996-97	James Posey, F	29	15	0.52
1995-96	Kevin Carr, C	28	31	1.11
1994-95	Jeff Massey, G	28	16	0.57
1993-94	Brian Grant, C	29	47	1.62
1992-93	Aaron Williams, F	30	55	1.83
1991-92	Aaron Williams, F	27	57	2.11
1990-91	Aaron Williams, F	32	57	1.78
1989-90	Aaron Williams, F	28	28	1.00
1988-89	Tyrone Hill, F	33	24	0.73
1987-88	Dexter Campbell, F	30	17	0.57
1986-87	Tyrone Hill, F	31	15	0.48
1985-86	Richie Harris, F	27	17	0.63
1984-85	Richie Harris, F	28	22	0.79
1983-84	Dexter Bailey, F	33	28	0.85
1982-83	Dexter Bailey, F	29	25	0.86
1981-82	Dexter Bailey, F	28	27	0.96
1980-81	Dexter Bailey, F	28	37	1.32
1979-80	David Anderson, F	26	25	0.96
1978-79	Dave Payton, F	27	28	1.04
1977-78	Dave Payton, F	27	48	1.78
1976-77	Steve Spivery, F	27	21	0.78
1975-76	Nick Daniels, G/F	26	30	1.15
1974-75	Joe Sunderman, F/C	24	14	0.58
1972-73	Conny Warren, F	26	43	1.65
1961-62	Frank Pinchback, G	26	30	1.15
1960-61	Jack Thobe, C	25	28	1.12

## TOP 25 SINGLE SEASON BLOCK LEADERS

	PLAYER, POSITION	SEASON	G	BLOCKS	AVG.
1.	David West, F	01-02	32	80	2.50
2.	David West, F	00-01	29	61	2.10
3.	Aaron Williams, F	91-92	27	57	2.11
	Aaron Williams, F	90-91	32	57	1.78
5.	Aaron Williams, F	92-93	30	55	1.83
6.	David West, F	02-03	32	51	1.59
	Justin Doellman, F	05-06	32	51	1.59
8.	Jason Love, C	09-10	35	50	1.43
9.	Dave Payton, F	77-78	27	48	1.78
10.	Brian Grant, C	93-94	29	47	1.62
11.	Brian Thornton, C	05-06	21	43	2.04
	Conny Warren, C	72-73	26	43	1.65
	Kenny Frease, C	08-09	34	43	1.26
14.	Jason Love, C	08-09	35	41	1.17
15.	Kenny Frease, C	11-12	36	40	1.11
16.	Justin Doellman, F	06-07	34	39	1.15
17.	Dexter Bailey, F	80-81	28	37	1.32
18.	Jalen Reynolds, F	14-15	37	36	0.97
19.	David West, F	99-00	33	35	1.06
20.	James Farr, F	15-16	34	34	1.00
	James Posey, F	98-99	36	34	0.94
22.	Kevin Carr, C	95-96	28	31	1.11
	Tyrice Walker, F	93-94	30	31	1.03
	Matt Stainbrook, C	13-14	33	31	0.94
25.	Nick Daniels, F	75-76	26	30	1.15
	Justin Doellman, F	04-05	29	30	1.03
	Derrick Brown, F	08-09	35	30	0.86
	Jamel McLean	09-10	35	30	0.86
	Jason Love, C	07-08	37	30	0.81
	Derrick Brown, F	07-08	37	30	0.81
	Andre Walker	11-12	36	30	0.83

## LEADING BLOCKS BY CLASS

### FRESHMEN BY TOTAL

Kenny Frease (08-09) 43  
Dexter Bailey (80-81) 37  
David West (99-00) 35  
Nick Daniels (75-76) 30

### FRESHMAN BY AVERAGE

Dexter Bailey (80-81) 1.32  
Kenny Frease (08-09) 1.26  
Nick Daniels (75-76) 1.15  
David West (99-00) 1.06

### SOPHOMORES BY TOTAL

David West (00-01) 61  
Aaron Williams (90-91) 57  
Jalen Reynolds (14-15) 36  
Three players with 30

### SOPHOMORES BY AVERAGE

David West (00-01) 2.10  
Aaron Williams (90-91) 1.78  
Justin Doellman (04-05) 1.03  
Jalen Reynolds (14-15) 0.97

### JUNIORS BY TOTAL

David West (01-02) 80  
Aaron Williams (91-92) 57  
Justin Doellman (05-06) 51  
Dave Payton (77-78) 48  
Jason Love (08-09) 41

### JUNIORS BY AVERAGE


David West (01-02) 2.50  
Aaron Williams (91-92) 2.11  
Dave Payton (77-78) 1.78  
Justin Doellman (05-06) 1.59  
Jason Love (08-09) 1.17

### SENIORS BY TOTAL

Aaron Williams (92-93) 55  
David West (02-03) 51  
Jason Love (09-10) 50  
Brian Grant (93-94) 47  
Conny Warren (72-73) 43  
Brian Thornton (05-06) 43

### SENIORS BY AVERAGE

Brian Thornton (05-06) 2.04  
Aaron Williams (92-93) 1.83  
Conny Warren (72-73) 1.65  
Brian Grant (93-94) 1.62  
David West (02-03) 1.59



Aaron Williams is second only to 2003 National Player of the Year David West on the XU career blocked shot list. He played 14 seasons in the NBA after his graduation.

## TOP 10 BLOCK LEADERS (CAREER)

	PLAYER, POSITION	SEASON	G	BLOCKS	AVG.
1.	David West, F	99-03	126	228	1.81
2.	Aaron Williams, C	89-93	117	197	1.68
3.	Justin Doellman, C	03-07	132	140	1.06
4.	Kenny Frease, C	08-12	137	130	0.95
5.	Jason Love, C	06-10	126	127	1.01
	Brian Grant, C	90-94	117	127	1.09
7.	Dexter Bailey, F	80-84	118	120	1.02
8.	David Payton, F	75-79	92	92	1.00
9.	James Farr, F	12-16	118	88	0.75
10.	Jamel McLean, F	08-11	101	81	0.80
	Derrick Brown, F	06-09	106	81	0.76
	Nick Daniels, F	75-79	106	81	0.76

# STEAL RECORDS

SEASON	STEAL LEADER	G	STEALS	AVG.
2017-18	J.P. Macura	34	49	1.44
2016-17	J.P. Macura	38	54	1.42
2015-16	Edmond Sumner, G	31	39	1.26
2014-15	Dee Davis, G	37	48	1.30
2013-14	Semaj Christon, G	34	45	1.32
2012-13	Semaj Christon, G	30	45	1.50
2011-12	Tu Holloway, G	34	52	1.53
2010-11	Tu Holloway, G	32	46	1.44
2009-10	Jordan Crawford, G	35	47	1.34
2008-09	Dante' Jackson, G	35	45	1.28
2007-08	Drew Lavender, G	36	37	1.03
2006-07	Drew Lavender, G	34	45	1.32
2005-06	Justin Doellman, F	32	51	1.59
2004-05	Dedrick Finn, G	29	32	1.10
2003-04	Dedrick Finn, G	37	55	1.49
2002-03	David West, F	32	42	1.31
2001-02	Lionel Chalmers, G	32	47	1.47
2000-01	David West, F	29	42	1.45
1999-00	Lloyd Price, F	32	58	1.81
1998-99	James Posey, G	36	102	2.83
1997-98	Lenny Brown, G	30	81	2.70
1996-97	Lenny Brown, G	29	62	2.14
1995-96	Lenny Brown, G	27	37	1.37
1994-95	Jeff Massey, G	28	53	1.89
1993-94	Steve Gentry, G	29	35	1.21
1992-93	Steve Gentry, G	30	26	0.87
1991-92	Jamie Gladden, G	27	41	1.52
1990-91	Jamal Walker, G	31	55	1.77
1989-90	Jamal Walker, G	33	55	1.67
1988-89	Stan Kimbrough, G	33	69	2.09
1987-88	Byron Larkin, G	30	63	2.10
1986-87	Byron Larkin, G	32	56	1.75
1985-86	Walt McBride, G	30	58	1.93
1984-85	Ralph Lee, G	29	54	1.86
1983-84	Ralph Lee, G	33	50	1.52
1982-83	Anthony Hicks, G	30	54	1.80
1981-82	Anthony Hicks, G	28	60	2.14
1980-81	Anthony Hicks, G	27	58	2.15
1979-80	Anthony Hicks, G	26	54	2.08
1978-79	Keith Walker, G	27	50	1.85
1977-78	Nick Daniels, G	27	79	2.93
1976-77	Keith Walker, G	25	32	1.28
1975-76	Garry Whitfield, G	26	47	1.81
1974-75	Mike Plunkett, F	26	24	0.92
1972-73	Jim Rippe, G	26	55	2.12

## TOP 25 SINGLE SEASON STEAL LEADERS

	PLAYER, POSITION	SEASON	G	STEALS	AVG.
1.	James Posey, F	98-99	36	102	2.83
2.	Lenny Brown, G	97-98	30	81	2.70
3.	Nick Daniels, F	77-78	27	79	2.93
4.	Stan Kimbrough, G	88-89	33	69	2.09
5.	Byron Larkin, G	87-88	30	63	2.10
	James Posey, F	97-98	30	63	2.10
7.	Lenny Brown, G	96-97	29	62	2.14
	Lenny Brown, G	98-99	36	62	1.72
9.	Anthony Hicks, G	81-82	28	60	2.14
10.	Anthony Hicks, G	80-81	27	58	2.15
	Walt McBride, G/F	85-86	30	58	1.93
	Stan Kimbrough, G	87-88	30	58	1.93
	Lloyd Price, G/F	99-00	32	58	1.81
14.	Byron Larkin, G	86-87	32	56	1.75
	Lloyd Price, G/F	98-99	36	56	1.56
16.	Jamal Walker, G	89-90	33	55	1.67
	Dedrick Finn, G	03-04	37	55	1.49
	Jamal Walker, G	90-91	33	55	1.67
	Jim Rippe, F	72-73	26	55	2.12
20.	J.P. Macura, G	16-17	38	54	1.42
	Anthony Hicks, G	79-80	26	54	2.08
	Anthony Hicks, G	82-83	30	54	1.80
	Ralph Lee, G	84-85	29	54	1.86
24.	Jeff Massey, G	94-95	28	53	1.89
25.	David West, F	99-00	33	52	1.58
	Tu Holloway, G	11-12	34	52	1.53

## LEADING STEALS BY CLASS

### FRESHMEN BY TOTAL

Lloyd Price (98-99) 56  
 Anthony Hicks (79-80) 54  
 David West (99-00) 52

### FRESHMAN BY AVERAGE

Anthony Hicks (79-80) 2.08  
 David West (99-00) 1.57  
 Lloyd Price (98-99) 1.55

### SOPHOMORES BY TOTAL

Lenny Brown (96-97) 62  
 Anthony Hicks (80-81) 58  
 Lloyd Price (99-00) 58  
 Dedrick Finn (03-04) 55  
 Jim Rippe (72-73) 55

### SOPHOMORES BY AVERAGE

Anthony Hicks (80-81) 2.15  
 Lenny Brown (96-97) 2.14  
 Jim Rippe (72-73) 2.12  
 Lloyd Price (99-00) 1.81  
 Dedrick Finn (03-04) 1.49

### JUNIORS BY TOTAL

Lenny Brown (97-98) 81  
 Nick Daniels (77-78) 79  
 James Posey (97-98) 63  
 Anthony Hicks (81-82) 60  
 Stan Kimbrough (87-88) 58

### JUNIORS BY AVERAGE


Nick Daniels (77-78) 2.93  
 Lenny Brown (97-98) 2.70  
 Anthony Hicks (81-82) 2.14  
 James Posey (97-98) 2.10  
 Stan Kimbrough (87-88) 1.93

### SENIORS BY TOTAL

James Posey (98-99) 102  
 Stan Kimbrough (88-89) 69  
 Byron Larkin (87-88) 63  
 Lenny Brown (98-99) 62  
 Walt McBride (85-86) 58

### SENIORS BY AVERAGE

James Posey (98-99) 2.83  
 Byron Larkin (87-88) 2.10  
 Stan Kimbrough (88-89) 2.09  
 Walt McBride (85-86) 1.93  
 Ralph Lee (84-85) 1.86



Lenny Brown, who stands fifth on Xavier's all-time scoring list, is the XU all-time leader in steals with 242.

## TOP 10 STEAL LEADERS (CAREER)

	PLAYER, POSITION	SEASON	G	STEALS	AVG.
1.	Lenny Brown, G	95-99	122	242	1.98
2.	Anthony Hicks, G	79-83	111	226	2.04
3.	James Posey, F	96-99	95	214	2.25
4.	Nick Daniels, F	75-79	106	202	1.91
5.	Byron Larkin, G	84-88	121	201	1.66
6.	Ralph Lee, G	82-86	122	194	1.59
7.	Stan Kimbrough, G	86-89	95	178	1.87
8.	Jamal Walker, G	87-91	120	174	1.45
9.	David West, F	99-03	126	171	1.36
10.	J.P. Macura, G	14-18	141	166	1.18

# FREE THROW PERCENTAGE RECORDS

SEASON	FT% LEADER	G	FT-FTA	FT%
2017-18	Trevon Bluiett, G	35	167-197	.848
2016-17	J.P. Macura, G	38	124-158	.785
2015-16	Myles Davis, G	34	82-96	.854
2014-15	Myles Davis, G	36	102-117	.872
2013-14	Dee Davis, G	32	50-59	.847
2012-13	Justin Martin, G/F	30	47-61	.770
2011-12	Tu Holloway, G	34	218-253	.862
2010-11	Tu Holloway, G	32	235-270	.870
2009-10	Tu Holloway, G	35	154-182	.846
2008-09	B.J. Raymond, G	35	76-94	.809
2007-08	Drew Lavender, G	36	79-91	.868
2006-07	Josh Duncan, F	30	66-75	.880
2005-06	Josh Duncan, F	32	72-84	.857
2004-05	Stanley Burrell, G	29	56-71	.789
2003-04	Romain Sato, G	37	170-205	.829
2002-03	David West, F	32	209-256	.816
2001-02	David West, F	32	185-241	.768
2000-01	Kevin Frey, F	29	87-113	.770
1999-00	Maurice McAfee, G	33	98-119	.824
1998-99	Maurice McAfee, G	36	66-79	.835
1997-98	James Posey, F	30	150-182	.824
1996-97	Gary Lumpkin, G	29	79-96	.823
1995-96	Ken Harvey, G	27	48-55	.873
1994-95	Jeff Massey, G	28	77-95	.811
1993-94	Pete Sears, F	28	53-73	.726
1992-93	Aaron Williams, F	30	73-94	.777
1991-92	Jamie Gladden, G	27	73-94	.777
1990-91	Michael Davenport, G	30	82-108	.759
1989-90	Derek Strong, F/C	33	177-211	.839
1988-89	Derek Strong, F/C	33	178-218	.817
1987-88	J.D. Barnett, F	30	68-80	.850
1986-87	Byron Larkin, G	32	204-253	.806
1985-86	Richie Harris, F	27	74-93	.796
1984-85	Byron Larkin, G	29	118-150	.787
1983-84	John Shimko, F	33	97-120	.808
1982-83	Jeff Jenkins, F	28	90-114	.789
1981-82	Anthony Hicks, G	28	120-155	.774
1980-81	Anthony Hicks, G	27	85-107	.794
1979-80	Gary Massa, F	23	46-57	.807
1978-79	Keith Walker, G	27	58-79	.734
1977-78	Gary Massa, F	27	55-76	.724
1976-77	Dale Haarman, F	27	85-115	.739
1975-76	Dale Haarman, F	26	88-116	.759
1974-75	Jim Rippe, G	26	39-49	.796
1973-74	Jerry Foley, C	26	72-94	.766
1972-73	Bob Fullarton, C	26	59-75	.787
1971-72	Doug Alt, G	26	40-48	.833
1970-71	Jerry Helmers, F	26	125-151	.828
1969-70	Tom Binegar, F	24	76-108	.704
1968-69	John Zeides, G	26	46-62	.742
1967-68	Tim O'Connell, G	24	74-96	.771
1966-67	Tim O'Connell, G	20	86-115	.748
1965-66	Tim O'Connell, G	25	109-135	.807
1964-65	Bryan Williams, G/F/C	24	78-95	.821
1963-64	Joe Geiger, F	26	119-137	.869
1962-63	Steve Thomas, G	28	91-116	.784
1961-62	Joe Geiger, F	23	74-82	.902
1960-61	Ed Tepe, F	24	65-83	.783
1959-60	Bill Kirvin, G	26	78-89	.876
1958-59	Hank Stein, G	23	86-100	.860
1957-58	Hank Stein, G	30	105-128	.820
1956-57	Hank Stein, G	27	109-143	.762
1955-56	Jimmy Boothe, G	28	146-180	.811
1952-53	Huck Budde, F	23	153-206	.743
1951-52	Tom Simms, G	24	105-154	.682

(1.5 FTM/Game Minimum)

## TOP 25 SINGLE SEASON FREE THROW % LEADERS

PLAYER, POSITION	SEASON	G	FT-FTA	%
1. Joe Geiger, F	61-62	23	74-82	.902
2. Josh Duncan, F	06-07	30	66-75	.880
3. Bill Kirvin, G	59-60	26	78-89	.876
4. Ken Harvey, G	95-96	27	48-55	.873
5. Myles Davis, G	14-15	36	102-117	.872
6. Tu Holloway, G	10-11	32	235-270	.870
7. Joe Geiger, F	63-64	26	119-137	.869
8. Drew Lavender, G	07-08	36	79-91	.868
9. Keith Walker, G	79-80	24	58-67	.866
10. Tu Holloway, G	11-12	34	218-253	.862
11. Hank Stein, G	58-59	23	86-100	.860
12. Josh Duncan, F	05-06	32	72-84	.857
13. Myles Davis, G	15-16	34	82-96	.854
14. Josh Duncan, F	07-08	37	122-143	.853
15. J.D. Barnett, F	87-88	30	68-80	.850
16. Trevon Bluiett, G	17-18	35	167-197	.848
17. Dee Davis, G	13-14	32	50-59	.847
18. Tu Holloway, G	09-10	35	154-182	.846
19. Derek Strong, F/C	89-90	33	177-211	.839
20. Maurice McAfee, G	98-99	36	66-79	.835
21. Doug Alt, G	71-72	26	40-48	.833
22. Romain Sato, G	03-04	37	170-205	.829
23. Jerry Helmers, F	70-71	26	125-151	.828
24. James Posey, F	97-98	30	150-182	.824
Maurice McAfee, G	99-00	33	98-119	.824

## LEADING FREE THROW PERCENTAGE BY CLASS

### FT PERCENTAGE AS A SOPHOMORE

Joe Geiger (61-62) .902
Bill Kirvin (59-60) .876
Myles Davis (14-15) .872
Josh Duncan (05-06) .857
Tu Holloway (09-10) .846

### FT PERCENTAGE AS A JUNIOR

Josh Duncan (06-07) .880
Ken Harvey (95-96) .873
Tu Holloway (10-11) .870
Myles Davis (15-16) .854
Dee Davis (13-14) .847

### FT PERCENTAGE AS A SENIOR

Joe Geiger (63-64) .869
Drew Lavender (07-08) .868
Keith Walker (79-80) .865
Tu Holloway (11-12) .862
Hank Stein (58-59) .860




Tu Holloway, who broke the Xavier career free throw percentage (.852) and career free throws made records (675), also holds the single season records for free throws made (235 in 2010-11) and free throws attempted (270 in 2010-11) and the single game record for free throw accuracy (17-17 at Richmond in 2011).

## TOP 10 FREE THROW PERCENTAGE LEADERS (CAREER)

PLAYER, POSITION	SEASON	G	FT-FTA	%
1. Tu Holloway, G	08-12	134	675-792	.852
2. Joe Geiger, F	61-64	77	257-305	.843
3. Myles Davis, G	13-17	107	216-262	.824
4. Bill Kirvin, G	59-62	77	240-293	.819
5. Steve Thomas, G	62-65	68	362-446	.812
6. Hank Stein, G	56-59	80	300-371	.809
7. James Posey, F	96-99	95	450-557	.808
8. Derek Strong, F/C	87-90	96	449-560	.802
9. J.P. Macura, G	14-18	141	319-400	.798
10. Trevon Bluiett, G	14-18	142	508-648	.784

# 1,000 POINT CLUB



### 1 - BYRON LARKIN, G

YEAR	GAMES	FGM-FGA		3-POINT		FTM-FTA	PCT	REB/AVG	AST/AVG	PTS/AVG
		PCT	FGM-FGA	PCT	FGM-FGA					
84-85	29	187-352	.531			118-150	.787	59/2.0	51/1.8	492/17.0
85-86	30	261-479	.545			132-172	.767	84/2.8	63/2.1	654/21.8
86-87	32	278-569	.489	32-78	.410	204-253	.806	142/4.4	113/3.5	792/24.8
87-88	30	296-549	.539	19-57	.333	147-222	.662	107/3.6	143/4.8	758/25.3
Career	121	1022-1949	.524	51-135	.378	601-797	.754	392/3.2	370/3.1	2,696/22.3


High Game: 45 vs. Loyola of Chicago (2-28-86) in MCC Tourney at Market Square Arena, Indianapolis, Ind.



### 2 - TREVON BLUIETT, G

YEAR	GAMES	FGM-FGA		3-POINT		FTM-FTA	PCT	REB/AVG	AST/AVG	PTS/AVG
		PCT	FGM-FGA	PCT	FGM-FGA					
14-15	37	133-315	.422	45-138	.326	97-130	.746	156/4.2	71/1.9	408/11.0
15-16	34	170-401	.424	78-196	.398	94-122	.770	209/6.1	74/2.2	512/15.1
16-17	36	212-484	.438	91-245	.371	150-199	.754	204/5.7	75/2.1	665/18.5
17-18	35	202-462	.437	105-252	.417	167-197	.848	193/5.5	87/2.5	676/19.3
Career	142	717-1662	.431	319-831	.384	508-648	.784	762/5.4	307/2.2	2,261/15.9


High Game: 40 vs. Cincinnati (1-26-17) at Cincinnati



### 3 - DAVID WEST, F

YEAR	GAMES	FGM-FGA		3-POINT		FTM-FTA	PCT	REB/AVG	AST/AVG	PTS/AVG
		PCT	FGM-FGA	PCT	FGM-FGA					
99-00	33	143-269	.532	0-0	.000	100-150	.667	301/9.1	57/1.7	386/11.7
00-01	29	174-316	.551	0-1	.000	168-227	.740	316/10.9	58/2.0	516/17.8
01-02	32	196-366	.536	9-28	.321	185-241	.768	313/9.8	50/1.6	586/18.3
02-03	32	213-415	.513	9-26	.346	209-256	.816	378/11.8	102/3.2	644/20.1
Career	126	726-1,366	.531	18-54	.333	662-874	.757	1,308/10.4	267/2.1	2,132/16.9

High Game: 47 vs. Dayton (2-8-03) at Cintas Center.



### 4 - ROMAIN SATO, G

YEAR	GAMES	FGM-FGA		3-POINT		FTM-FTA	PCT	REB/AVG	AST/AVG	PTS/AVG
		PCT	FGM-FGA	PCT	FGM-FGA					
00-01	29	95-246	.386	65-174	.374	54-74	.730	156/5.4	40/1.4	309/10.7
01-02	32	166-359	.462	83-200	.415	99-144	.688	212/6.6	58/1.8	514/16.1
02-03	32	182-443	.411	84-247	.340	131-162	.809	227/7.1	74/2.3	579/18.1
03-04	37	179-443	.404	75-215	.349	170-205	.829	297/8.0	84/2.3	603/16.3
Career	130	622-1491	.417	307-836	.367	454-585	.776	892/6.9	256/2.0	2,005/15.4


High Game: 35 vs. La Salle (2-19-03) at La Salle.



### 5 - TYRONE HILL, F

YEAR	GAMES	FGM-FGA		3-POINT		FTM-FTA	PCT	REB/AVG	AST/AVG	PTS/AVG
		PCT	FGM-FGA	PCT	FGM-FGA					
86-87	31	95-172	.552	0-0	.000	84-125	.672	261/8.4	7/0.2	274/8.8
87-88	30	172-309	.557	0-0	.000	114-153	.745	314/10.5	21/0.7	458/15.3
88-89	33	235-388	.606	0-0	.000	155-221	.701	403/12.2	45/1.4	625/18.9
89-90	32	250-430	.581	0-2	.000	146-222	.658	402/12.6	49/1.5	646/20.2
Career	126	752-1,299	.579	0-2	.000	499-721	.692	1,380/11.0	122/1.0	2,003/15.9


High Game: 38 vs. Loyola Marymount (1-2-90) at Cincinnati Gardens.



### 6 - LENNY BROWN, G

YEAR	GAMES	FGM-FGA		3-POINT		FTM-FTA	PCT	REB/AVG	AST/AVG	PTS/AVG
		PCT	FGM-FGA	PCT	FGM-FGA					
95-96	27	111-280	.396	28-86	.326	88-119	.739	111/4.1	76/2.8	338/12.5
96-97	29	160-376	.426	56-166	.337	77-110	.700	111/3.8	102/3.5	453/15.6
97-98	30	159-359	.443	48-131	.366	75-101	.743	104/3.5	106/3.5	441/14.7
98-99	36	229-512	.447	104-263	.395	91-114	.798	128/3.6	100/2.8	653/18.1
Career	122	659-1,527	.432	236-646	.365	331-444	.745	454/3.7	384/3.1	1,885/15.5


High Game: 34 vs. Oregon (3-25-99) in NIT at Madison Square Garden, New York, N.Y.



### 7 - TU HOLLOWAY, G

YEAR	GAMES	FGM-FGA		3-POINT		FTM-FTA	PCT	REB/AVG	AST/AVG	PTS/AVG
		PCT	FGM-FGA	PCT	FGM-FGA					
08-09	33	49-140	.350	17-52	.327	68-87	.782	65/2.0	72/2.2	183/5.5
09-10	35	116-287	.404	38-118	.322	154-182	.846	83/2.4	138/3.9	424/12.1
10-11	32	168-396	.424	60-174	.345	235-270	.870	159/5.0	174/5.4	631/19.7
11-12	34	166-387	.429	45-130	.346	218-253	.862	124/3.6	166/4.9	595/17.5
Career	134	499-1210	.412	160-474	.338	675-792	.852	431/3.2	550/4.1	1,833/13.7

High Game: 33 vs. Richmond (1-29-11) at Richmond.



### 8 - ANTHONY HICKS, G

YEAR	GAMES	FGM-FGA		3-POINT		FTM-FTA	PCT	REB/AVG	AST/AVG	PTS/AVG
		PCT	FGM-FGA	PCT	FGM-FGA					
79-80	26	149-314	.475			36-47	.766	76/2.9	115/4.4	334/12.8
80-81	27	183-368	.497			85-107	.794	87/3.2	109/4.0	451/16.7
81-82	28	226-499	.453			120-155	.774	93/3.3	121/4.3	572/20.4
82-83	30	171-385	.444			106-143	.741	109/3.6	121/4.0	448/14.9
Career	111	729-1,566	.466			347-452	.768	365/3.3	466/4.2	1,805/16.3

High Game: 34 vs. Georgia State (12-8-81) at Georgia State.



### 9 - JAMIE GLADDEN, G

YEAR	GAMES	FGM-FGA		3-POINT		FTM-FTA	PCT	REB/AVG	AST/AVG	PTS/AVG
		PCT	FGM-FGA	PCT	FGM-FGA					
89-90	33	139-264	.527	6-15	.400	54-72	.750	77/2.3	94/2.8	338/10.2
90-91	32	190-369	.515	35-83	.422	71-98	.724	108/3.4	103/3.2	486/15.2
91-92	27	201-409	.491	50-118	.424	73-94	.777	66/2.4	78/2.9	525/19.4
92-93	30	154-345	.446	63-138	.457	60-83	.723	62/2.1	56/1.9	431/14.4
Career	122	684-1387	.493	154-354	.435	258-347	.744	313/2.6	331/2.7	1,780/14.6

High Game: 34 vs. Butler (2-18-92) at Butler.



### 10 - STEVE THOMAS, G

YEAR	GAMES	FGM-FGA		3-POINT		FTM-FTA	PCT	REB/AVG	AST/AVG	PTS/AVG
		PCT	FGM-FGA	PCT	FGM-FGA					
62-63	28	180-393	.458			91-116	.784	87/3.1	88/3.1	451/16.2
63-64	26	302-637	.474			175-214	.818	95/3.7	78/3.0	779/30.0
64-65	14	166-342	.485			73-90	.811	51/3.6	40/2.9	405/28.9
65-66	5	32-63	.508			23-26	.885	9/1.8	16/3.2	87/17.4
Career	73	680-1,435	.474			362-446	.812	242/3.3	222/3.0	1,722/23.6


High Game: 50 vs. Detroit (1-6-64) at Schmidt Fieldhouse.



### 11 - BRIAN GRANT, F/C

YEAR	GAMES	FGM-FGA		3-POINT		FTM-FTA	PCT	REB/AVG	AST/AVG	PTS/AVG
		PCT	FGM-FGA	PCT	FGM-FGA					
90-91	32	135-236	.572	0-0	.000	100-144	.694	273/8.5	20/0.6	370/11.6
91-92	26	117-203	.576	0-0	.000	74-127	.583	237/9.1	23/0.9	308/11.8
92-93	30	223-341	.654	0-0	.000	110-159	.692	283/9.4	46/1.5	556/18.5
93-94	29	181-324	.559	1-3	.333	122-171	.713	287/9.9	47/1.6	485/16.7
Career	117	656-1104	.594	1-3	.333	406-601	.676	1,080/9.2	136/1.2	1,719/14.7

High Game: 34 vs. Detroit (1-9-93) at Detroit.



### 12 - NICK DANIELS, G

YEAR	GAMES	FGM-FGA		3-POINT		FTM-FTA	PCT	REB/AVG	AST/AVG	PTS/AVG
		PCT	FGM-FGA	PCT	FGM-FGA					
75-76	26	164-399	.411			61-93	.656	185/7.1	57/2.2	389/15.0
76-77	26	126-339	.372			26-50	.520	136/5.2	44/1.7	278/10.7
77-78	27	191-464	.412			68-99	.687	129/4.8	57/2.1	450/16.7
78-79	27	239-552	.433			95-130	.731	144/5.3	60/2.2	573/21.2
Career	106	720-1,754	.410			250-372	.672	594/5.6	218/2.1	1,690/15.9

High Game: 32 vs. Cleveland State (3-3-79) at Schmidt Fieldhouse.



### 13 - BOB QUICK, F

YEAR	GAMES	FGM-FGA		3-POINT		FTM-FTA	PCT	REB/AVG	AST/AVG	PTS/AVG
		PCT	FGM-FGA	PCT	FGM-FGA					
65-66	26	205-420	.488			109-153	.712	301/11.6	39/1.5	519/20.0
66-67	26	181-401	.451			140-196	.714	273/10.5	45/1.7	502/19.3
67-68	26	218-448	.487			179-251	.713	365/14.0	31/1.2	615/23.7
Career	78	604-1,269	.476			428-600	.713	939/12.0	115/1.5	1,636/21.0


High Game: 40 vs. Marquette (2-26-68) at Schmidt Fieldhouse.



### 14 - STANLEY BURRELL, G

YEAR	GAMES	FGM-FGA		3-POINT		FTM-FTA	PCT	REB/AVG	AST/AVG	PTS/AVG
		PCT	FGM-FGA	PCT	FGM-FGA					
04-05	29	126-303	.416	61-166	.367	56-71	.789	94/3.2	60/2.1	369/12.7
05-06	32	165-400	.413	69-172	.401	61-78	.782	94/2.9	105/3.3	460/14.4
06-07	34	134-349	.384	61-171	.357	94-119	.790	68/2.0	83/2.4	423/12.4
07-08	37	107-274	.391	44-112	.393	102-124	.823	81/2.2	140/3.8	360/9.7
Total	132	532-1326	.401	235-621	.378	313-392	.798	337/2.6	388/2.9	1,612/12.2


High Game: 32 vs. Duquesne (2-13-05) at Duquesne.



**15 - STAN KIMBROUGH, G**

YEAR	GAMES	3-POINT			FTM-FTA	PCT	REB/AVG	AST/AVG	PTS/AVG	
		FGM-FGA	PCT	FGM-FGA						
86-87	32	195-429	.455	39-98	.398	82-115	.713	112/3.5	107/3.3	511/16.0
87-88	30	177-329	.538	31-74	.419	80-98	.816	91/3.0	109/3.6	465/15.5
88-89	33	234-477	.491	70-168	.417	82-109	.752	89/2.7	140/4.2	620/18.8
*Career	95	606-1,235	.491	140-340	.412	244-322	.758	292/3.1	356/3.7	1,596/16.8


\*Also scored 507 points as a freshman at Central Florida, which makes his Division I career total 2,103 points. High Game: 35 vs. Louisville (11-18-88) at Riverfront Coliseum (Cincinnati, Ohio).



**16 - DARNELL WILLIAMS, G/F**

YEAR	GAMES	3-POINT			FTM-FTA	PCT	REB/AVG	AST/AVG	PTS/AVG	
		FGM-FGA	PCT	FGM-FGA						
95-96	28	121-238	.508	16-40	.400	87-122	.713	119/4.3	26/0.9	345/12.3
96-97	29	124-245	.506	11-44	.250	54-74	.730	116/4.0	48/1.7	313/10.8
97-98	28	184-329	.559	39-87	.448	78-110	.709	110/3.9	55/2.0	485/17.3
99-00	33	139-373	.373	71-195	.364	80-107	.748	86/2.6	65/2.0	429/13.0
Career	118	568-1,185	.479	137-366	.374	299-413	.724	431/3.7	194/1.6	1,572/13.3


High Game: 35 vs. Duquesne (2-24-96) at Cincinnati Gardens.



**17 - LIONEL CHALMERS, G**

YEAR	GAMES	3-POINT			FTM-FTA	PCT	REB/AVG	AST/AVG	PTS/AVG	
		FGM-FGA	PCT	FGM-FGA						
00-01	29	85-233	.365	38-126	.302	51-76	.671	63/2.2	55/1.9	259/8.9
01-02	32	125-297	.421	47-134	.351	87-121	.719	109/3.4	134/4.2	384/12.0
02-03	25	98-221	.443	49-125	.392	54-70	.771	67/2.7	99/4.0	299/12.0
03-04	37	204-454	.449	101-247	.409	105-149	.709	122/3.3	117/3.2	614/16.6
Career	123	512-1205	.425	235-632	.372	297-416	.716	361/2.9	405/3.3	1,556/12.7

High Game: 31 vs. Mississippi State in the NCAA Tournament (3-21-04) at TD Waterhouse Centre (Orlando, Fla.).



**18 - GARY LUMPKIN, G**

YEAR	GAMES	3-POINT			FTM-FTA	PCT	REB/AVG	AST/AVG	PTS/AVG	
		FGM-FGA	PCT	FGM-FGA						
95-96	28	99-248	.399	50-124	.403	65-85	.765	75/2.7	89/3.2	313/11.2
96-97	29	139-307	.453	70-174	.402	79-96	.823	84/2.9	125/4.3	427/14.7
97-98	30	114-296	.385	46-156	.295	94-120	.783	76/2.5	134/4.5	368/12.3
98-99	36	123-312	.394	53-177	.299	100-136	.735	88/2.4	122/3.4	399/11.1
Career	123	475-1,163	.408	219-631	.347	338-437	.773	323/2.6	470/3.8	1,507/12.3


High Game: 31 vs. George Washington (2-16-98) at Cincinnati Gardens.



**19 - J.P. MACURA, G**

YEAR	GAMES	3-POINT			FTM-FTA	PCT	REB/AVG	AST/AVG	PTS/AVG	
		FGM-FGA	PCT	FGM-FGA						
14-15	35	62-150	.413	32-95	.337	32-42	.762	42/1.2	22/0.6	188/5.4
15-16	34	108-230	.470	37-104	.356	67-83	.807	89/2.6	69/2.0	320/9.4
16-17	38	179-420	.426	64-188	.340	124-158	.785	167/4.4	110/2.9	546/14.4
17-18	34	146-305	.479	49-130	.377	96-117	.821	152/4.5	99/2.9	437/12.9
Career	141	495-1,105	.448	182-517	.352	319-400	.798	450/3.2	300/2.1	1,491/10.6

High Game: 29 vs. Texas Southern (3-16-18) in the NCAA Tournament at Bridgestone Arena in Nashville, Tenn.



**20 - JAMES POSEY, F**

YEAR	GAMES	3-POINT			FTM-FTA	PCT	REB/AVG	AST/AVG	PTS/AVG	
		FGM-FGA	PCT	FGM-FGA						
96-97	29	130-232	.560	6-32	.188	121-155	.781	226/7.8	40/1.4	387/13.3
97-98	30	145-261	.556	19-59	.322	150-182	.824	253/8.4	39/1.3	459/15.3
98-99	36	191-391	.488	48-131	.366	179-220	.814	322/8.9	84/2.3	609/16.9
Career	95	466-884	.527	73-222	.329	450-557	.808	801/8.4	163/1.7	1,455/15.3

High Game: 32 vs. Dayton (1-30-99) at Dayton.



**21 - JUSTIN DOELLMAN, F**

YEAR	GAMES	3-POINT			FTM-FTA	PCT	REB/AVG	AST/AVG	PTS/AVG	
		FGM-FGA	PCT	FGM-FGA						
03-04	37	93-216	.431	45-106	.425	39-55	.709	132/3.6	63/1.7	270/7.3
04-05	29	103-260	.396	51-142	.359	59-76	.776	173/6.0	81/2.8	316/10.9
05-06	32	112-274	.409	43-120	.358	84-109	.771	215/6.7	81/2.5	351/11.0
06-07	34	164-331	.495	42-116	.362	95-120	.792	188/5.5	57/1.7	465/13.7
Total	132	472-1,081	.437	181-484	.374	277-360	.769	708/5.4	282/2.1	1,402/10.6

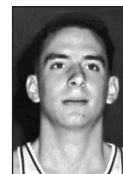
High Game: 29 vs. Rhode Island (2-21-07) at Cintas Center.



**22 - JEFF JENKINS, C/F**

YEAR	GAMES	3-POINT			FTM-FTA	PCT	REB/AVG	AST/AVG	PTS/AVG
		FGM-FGA	PCT	FGM-FGA					
80-81	28	74-146	.507	46-69	.667	128/4.6	61/2.2	194/6.9	
81-82	28	124-239	.519	83-109	.761	163/5.8	51/1.8	331/11.8	
82-83	28	104-217	.479	90-114	.789	118/4.2	36/1.3	298/10.6	
83-84	33	223-435	.513	115-149	.772	190/5.8	62/1.9	561/17.0	
Career	117	525-1,037	.506	334-441	.757	599/5.1	210/1.8	1,384/11.8	


High Game: 30 vs. Ohio State (3-15-84) in the NIT at Cincinnati Gardens.



**23 - JOE VIVIANO, F**

YEAR	GAMES	3-POINT			FTM-FTA	PCT	REB/AVG	AST/AVG	PTS/AVG
		FGM-FGA	PCT	FGM-FGA					
56-57	28	134-321	.417	101-138	.732	284/10.1	23/0.8	369/13.2	
57-58	30	211-474	.445	122-167	.731	378/12.6	31/1.2	544/18.1	
58-59	25	162-378	.429	101-124	.815	244/9.8	32/1.5	425/17.0	
Career	83	507-1,173	.432	324-429	.755	906/10.9	76/1.2	1,338/16.1	

High Game: 32 vs. Miami (Ohio) (1-6-58) at Schmidt Fieldhouse.



**24 - JAMAL WALKER, G**

YEAR	GAMES	3-POINT			FTM-FTA	PCT	REB/AVG	AST/AVG	PTS/AVG	
		FGM-FGA	PCT	FGM-FGA						
87-88	29	53-113	.469	4-18	.222	33-51	.647	51/1.8	92/3.2	143/4.9
88-89	27	91-233	.391	20-61	.328	65-98	.663	60/2.2	193/7.1	267/9.9
89-90	33	179-383	.467	28-100	.280	111-151	.735	115/3.5	196/5.9	497/15.1
90-91	31	140-305	.459	22-74	.297	124-199	.623	113/3.6	158/5.1	426/13.7
Career	120	463-1,034	.448	74-253	.292	333-499	.667	339/2.8	639/5.3	1,333/11.1

High Game: 28 vs. Loyola of Chicago (2-6-90) at Loyola.



**25 - JACK THOBE, F**

YEAR	GAMES	3-POINT			FTM-FTA	PCT	REB/AVG	AST/AVG	PTS/AVG
		FGM-FGA	PCT	FGM-FGA					
59-60	26	203-434	.468	73-117	.624	260/10.0	49/1.9	479/18.4	
60-61	25	177-374	.473	84-118	.712	267/10.7	72/2.9	438/17.5	
61-62	26	152-344	.442	75-96	.781	191/7.3	47/1.8	379/14.6	
Career	77	532-1,152	.462	232-331	.701	718/9.3	168/2.2	1,296/16.8	

High Game: 32 vs. Loyola of Chicago (3-11-61) at Chicago Stadium (Chicago, Ill.).



**26 - DEREK STRONG, F/C**

YEAR	GAMES	3-POINT			FTM-FTA	PCT	REB/AVG	AST/AVG	PTS/AVG	
		FGM-FGA	PCT	FGM-FGA						
87-88	30	112-197	.569	0-0	.000	94-131	.718	213/7.1	23/0.8	318/10.6
88-89	33	163-264	.617	0-0	.000	178-218	.817	264/8.0	17/0.5	504/15.3
89-90	33	146-274	.533	0-0	.000	177-211	.839	328/9.9	31/0.9	469/14.2
Career	96	421-735	.573	0-0	.000	449-560	.802	805/8.4	71/2.2	1,291/13.4

High Game: 30 vs. Detroit (2-20-89) at Cincinnati Gardens.



**27 - DAVE PIONTEK, C/F**


YEAR	GAMES	3-POINT			FTM-FTA	PCT	REB/AVG	AST/AVG	PTS/AVG
		FGM-FGA	PCT	FGM-FGA					
53-54	30	157-		124-		301/10.0		438/14.6	
54-55	26	156-		127-		295/11.3		439/16.9	
55-56	26	167-386	.433	76-140	.543	399/15.3	33/1.3	410/15.7	
Career	82	480-		327-		995/12.1		1,287/15.7	

High Game: 29 vs. Cincinnati (1-6-55) at Cincinnati Gardens.



**28 - JERRY HELMERS, F**

YEAR	GAMES	3-POINT			FTM-FTA	PCT	REB/AVG	AST/AVG	PTS/AVG
		FGM-FGA	PCT	FGM-FGA					
69-70	24	161-324	.497	99-141	.702	202/8.4		421/17.5	
70-71	26	190-363	.523	125-151	.828	135/5.2	38/1.5	505/19.4	
71-72	25	119-245	.486	111-142	.782	122/4.			



**29 - JOSH DUNCAN, F**

3-POINT

YEAR	GAMES	FGM-FGA	PCT	FGM-FGA	PCT	FTM-FTA	PCT	REB/AVG	AST/AVG	PTS/AVG
04-05	29	59-132	.447	32-83	.386	31-43	.721	68/2.3	20/0.7	181/6.2
05-06	32	90-210	.429	40-104	.385	72-84	.857	134/4.2	56/1.8	292/9.1
06-07	30	86-195	.441	40-105	.381	66-75	.880	101/3.4	21/0.7	278/9.3
07-08	37	141-284	.496	55-132	.417	122-143	.853	173/4.7	49/1.3	459/12.4
Career	128	376-821	.458	167-424	.394	291-345	.843	476/3.7	146/1.1	1,210/9.5

High Game: 26 vs. West Virginia (3-27-08) in the NCAA Regional Semifinal at U.S. Airways Center (Phoenix, Ariz.).




**30 - MARK LYONS, G**

3-POINT

YEAR	GAMES	FGM-FGA	PCT	FGM-FGA	PCT	FTM-FTA	PCT	REB/AVG	AST/AVG	PTS/AVG
09-10	32	80-201	.398	22-64	.344	66-97	.680	80/2.5	67/2.1	248/7.8
10-11	32	144-353	.408	47-140	.336	99-136	.728	99/3.1	98/3.1	434/13.6
11-12	34	176-414	.425	58-148	.392	102-134	.761	110/3.2	94/2.8	512/15.1
Career	98	400-968	.413	127-352	.361	267-367	.728	289/2.9	259/2.6	1,194/12.7

High Game: 27 vs. Saint Louis (1-25-12) at Cintas Center.




**31 - JUSTIN CAGE, F**

3-POINT

YEAR	GAMES	FGM-FGA	PCT	FGM-FGA	PCT	FTM-FTA	PCT	REB/AVG	AST/AVG	PTS/AVG
03-04	36	54-124	.435	6-28	.214	52-80	.650	123/3.4	39/1.1	166/4.6
04-05	29	112-195	.574	6-19	.316	92-122	.754	162/5.6	63/2.2	322/11.1
05-06	32	110-198	.556	11-24	.458	105-141	.745	173/5.4	39/1.2	336/10.5
06-07	34	106-187	.567	13-34	.382	132-176	.750	183/5.4	48/1.4	357/10.5
Total	131	382-704	.543	36-105	.343	381-519	.734	641/4.9	189/1.4	1,181/9.0

High Game: 25 vs. Ohio State (3-17-07) in the NCAA Second Round at Rupp Arena (Lexington, Ky.).



**32 - MICHAEL DAVOPORT, G**

3-POINT

YEAR	GAMES	FGM-FGA	PCT	FGM-FGA	PCT	FTM-FTA	PCT	REB/AVG	AST/AVG	PTS/AVG
87-88	29	35-96	.365	4-13	.308	18-30	.600	41/1.4	9/0.3	92/3.3
88-89	33	94-208	.452	21-64	.328	29-41	.707	84/2.5	61/1.8	238/7.2
89-90	33	145-341	.425	64-175	.366	66-82	.805	97/2.9	79/2.4	420/12.7
90-91	30	139-317	.438	62-150	.413	82-108	.759	104/3.5	81/2.7	422/14.1
Career	125	413-962	.429	151-402	.376	195-261	.747	326/2.6	230/1.8	1,172/9.4

High Game: 26 vs. Loyola of Chicago (1-8-90) at Cincinnati Gardens.



**33 - HANK STEIN, G**

YEAR	GAMES	FGM-FGA	PCT	FTM-FTA	PCT	REB/AVG	AST/AVG	PTS/AVG
56-57	27	128-302	.424	109-143	.762	62/2.3	51/1.9	365/13.5
57-58	30	180-413	.436	105-128	.820	79/2.6		465/15.5
58-59	23	114-272	.419	86-100	.860	51/2.2		314/13.7
Career	80	422-987	.428	300-371	.809	192/2.4		1,144/14.3

High Game: 29 vs. Manhattan (2-23-57) at Chicago Stadium (Chicago, Ill.).



**34 - MAURICE MCAFFEE, G**

3-POINT

YEAR	GAMES	FGM-FGA	PCT	FGM-FGA	PCT	FTM-FTA	PCT	REB/AVG	AST/AVG	PTS/AVG
97-98	28	25-66	.379	10-31	.323	15-27	.556	20/0.7	20/0.7	75/2.7
98-99	36	90-220	.409	48-129	.372	66-79	.835	60/1.7	90/2.5	294/8.2
99-00	33	155-380	.408	89-226	.394	98-119	.824	114/3.5	138/4.2	497/15.1
00-01	29	84-228	.368	35-132	.265	73-101	.723	78/2.7	139/4.8	276/9.5
Career	126	354-894	.396	182-518	.351	252-326	.773	272/2.2	387/3.1	1,142/9.1

High Game: 27 vs. St. Bonaventure in A-10 Tournament (3-9-00) at First Union Spectrum (Philadelphia, Pa.).



**35 - DEXTER BAILEY, F**

YEAR	GAMES	FGM-FGA	PCT	FTM-FTA	PCT	REB/AVG	AST/AVG	PTS/AVG
80-81	28	91-151	.603	23-47	.489	133/4.8	24/0.9	205/7.3
81-82	28	122-234	.521	54-89	.607	211/7.5	27/1.0	298/10.6
82-83	29	120-234	.513	82-132	.621	194/6.7	34/1.2	322/11.1
83-84	33	131-231	.567	52-93	.559	192/5.8	25/0.8	314/9.5
Career	118	464-850	.546	211-361	.584	730/6.2	110/0.9	1,139/9.7


High Game: 24 vs. Oral Roberts (1-21-84) at ORU.



**T36 - GENE SMITH, C**

YEAR	GAMES	FGM-FGA	PCT	FTM-FTA	PCT	REB/AVG	AST/AVG	PTS/AVG
49-50	16	104-		45-76	.592			253/15.8
50-51	26	143-		75-				361/13.9
51-52	24	195-503	.388	105-166	.633			495/20.6
Career	66	442-		225-				1,109/16.8

High Game: 45 vs. Georgetown, Ky. (1-12-52) at Schmidt Fieldhouse.



**T36 - RICHIE HARRIS, F**

YEAR	GAMES	FGM-FGA	PCT	FTM-FTA	PCT	REB/AVG	AST/AVG	PTS/AVG
82-83	24	30-55	.545	5-13	.385	38/1.6	9/0.4	65/2.7
83-84	32	80-171	.468	38-54	.704	94/2.9	23/0.7	198/6.2
84-85	28	182-321	.567	68-94	.723	145/5.2	50/1.8	432/15.4
85-86	27	170-322	.528	74-93	.796	172/6.4	31/1.1	414/15.3
Career	111	462-869	.532	185-254	.728	449/4.0	113/1.0	1,109/10.0

High Game: 30 vs. Oral Roberts (1-19-85) at Cincinnati Gardens.



**38 - B.J. RAYMOND, G**

3-POINT

YEAR	GAMES	FGM-FGA	PCT	FGM-FGA	PCT	FTM-FTA	PCT	REB/AVG	AST/AVG	PTS/AVG
05-06	31	33-85	.388	15-49	.306	23-36	.639	45/1.5	22/0.7	104/3.4
06-07	34	48-119	.403	36-80	.450	9-22	.409	71/2.1	19/0.6	141/4.1
07-08	37	126-281	.448	82-199	.412	31-38	.816	112/3.0	32/0.9	365/9.9
08-09	35	167-365	.458	84-205	.410	76-94	.809	145/4.1	50/1.4	494/14.1
Career	137	374-850	.440	217-533	.407	139-190	.732	373/2.7	123/0.9	1,104/8.1

High Game: 32 vs. Auburn (12-3-08) at Cintas Center.



**39 - KENNY FREASE, C**

3-POINT

YEAR	GAMES	FGM-FGA	PCT	FGM-FGA	PCT	FTM-FTA	PCT	REB/AVG	AST/AVG	PTS/AVG
08-09	34	69-150	.460	2-7	.286	44-91	.484	126/3.7	26/0.8	184/5.4
09-10	35	76-150	.507	0-2	.000	26-50	.520	152/4.3	25/0.7	178/5.1
10-11	32	158-288	.549	0-1	.000	59-84	.702	226/7.1	38/1.2	375/11.7
11-12	36	150-294	.510	0-2	.000	66-116	.569	219/6.1	38/1.1	366/10.2
Career	137	453-882	.514	2-12	.167	195-341	.572	723/5.3	127/0.9	1,103/8.1

High Game: 25 vs. Lehigh in the NCAA Tournament (3-18-12) at Greensboro Coliseum Complex (Greensboro, NC).




**40 - KEVIN FREY, F**

3-POINT

YEAR	GAMES	FGM-FGA	PCT	FGM-FGA	PCT	FTM-FTA	PCT	REB/AVG	AST/AVG	PTS/AVG
98-99	36	72-171	.421	8-27	.296	53-74	.716	179/5.0	25/0.7	205/5.7
99-00	33	97-236	.411	13-49	.265	85-109	.780	167/5.1	39/1.2	292/8.8
00-01	29	114-264	.432	17-66	.258	87-113	.770	183/6.3	33/1.1	332/11.4
01-02	32	95-253	.375	15-58	.259	68-95	.716	181/5.7	43/1.3	273/8.5
Career	130	378-924	.409	53-200	.265	293-391	.749	710/5.5	140/1.1	1,102/8.5

High Game: 29 at Central Michigan (12-11-99) and vs. Saint Joseph's (1-20-01) at Cintas Center.




**T41 - DERRICK BROWN, F**

3-POINT

YEAR	GAMES	FGM-FGA	PCT	FGM-FGA	PCT	FTM-FTA	PCT	REB/AVG	AST/AVG	PTS/AVG
06-07	34	77-109	.706	4-8	.500	56-80	.700	141/4.1	27/0.8	214/6.3
07-08	37	148-243	.609	11-32	.344	96-136	.706	242/6.5	63/1.7	403/10.9
08-09	35/35	170-337	.504	39-90	.433	100-135	.741	212/6.1	68/1.9	479/13.7
Career	106	395-689	.573	54-130	.415	252-351	.718	595/5.6	158/1.5	1,096/10.3

High Game: 23 vs. Massachusetts (1-31-09) and Miami (Ohio) (11-29-08) at Cintas Center.



**T41 HUCK BUDDÉ, F**

YEAR	GAMES	FGM-FGA	PCT	FTM-FTA	PCT	REB/AVG	AST/AVG	PTS/AVG
50-51	26	69		47				185/7.1
51-52	24	157-458	.343	96-154	.623			410/17.1
52-53	23	174-464	.375	153-206	.743			501/21.8
Career	73	400-		296-				1,096/15.0

High Game: 31 vs. Baldwin-Wallace (12-19-52) at Schmidt Fieldhouse.





**43 - BILL KIRVIN, G**

YEAR	GAMES	FGM-FGA	PCT	FTM-FTA	PCT	REB/AVG	AST/AVG	PTS/AVG
59-60	26	127-270	.470	78-89	.876	79/3.0	67/2.6	332/12.8
60-61	25	157-331	.474	91-117	.778	86/3.4	117/4.7	405/16.2
61-62	26	140-281	.498	71-87	.816	81/3.1	104/4.0	351/13.5
Career	77	424-882	.481	240-293	.819	246/3.2	288/3.7	1,088/14.1

High Game: 28 vs. Dayton (2-24-60) at Cincinnati Gardens.



**44 - JIM BOOTHE, G**

YEAR	GAMES	FGM-FGA	PCT	FTM-FTA	PCT	REB/AVG	AST/AVG	PTS/AVG
54-55	26	124-		59-88	.670			307/11.8
55-56	28	158-420	.376	146-180	.811	102/3.6	104/3.7	462/16.5
56-57	28	116-300	.387	84-111	.757	54/1.9	59/2.1	316/11.3
Career	82	398-		289-379	.763			1,085/13.2

High Game: 32 vs. Louisville (2-13-56) at Schmidt Fieldhouse.



**45 - BOB PELKINGTON, C**

YEAR	GAMES	FGM-FGA	PCT	FTM-FTA	PCT	REB/AVG	AST/AVG	PTS/AVG
61-62	26	126-266	.474	54-82	.659	304/11.7	69/2.7	306/11.8
62-63	28	177-399	.444	74-125	.592	454/16.2	94/3.4	428/15.3
63-64	26	150-312	.481	41-81	.506	567/21.8	89/3.4	341/13.1
Career	80	453-977	.464	169-288	.587	1,325/16.6	252/3.2	1,075/13.4


High Game: 29 vs. Western Kentucky (12-30-61) at Schmidt Fieldhouse.



**T46 - JOE GEIGER, F**

YEAR	GAMES	FGM-FGA	PCT	FTM-FTA	PCT	REB/AVG	AST/AVG	PTS/AVG
61-62	23	92-203	.453	74-82	.902	171/7.4	30/1.3	253/11.0
62-63	28	125-295	.424	64-86	.744	220/7.9	44/1.6	314/11.1
63-64	26	191-382	.500	119-137	.869	290/11.2	56/2.2	501/19.3
Career	77	408-880	.464	257-305	.843	681/8.8	130/1.7	1,073/13.9

High Game: 36 vs. Detroit (2-15-64) at Detroit.



**T46 - AARON WILLIAMS, F**

YEAR	GAMES	3-POINT		FTM-FTA	PCT	REB/AVG	AST/AVG	PTS/AVG
		FGM-FGA	PCT					
89-90	28	27-47	.574	0-0	.000	8-20	4.00	76/2.7
90-91	32	127-237	.536	0-0	.000	55-77	.714	209/6.5
91-92	27	148-253	.585	0-0	.000	79-113	.699	215/8.0
92-93	30	127-234	.543	0-0	.000	73-94	.777	213/7.1
Career	117	429-771	.556	0-0	.000	215-304	.707	713/6.1

High Game: 25 vs. Loyola of Chicago (2-9-91) at Cincinnati Gardens.



**48 - VICTOR FLEMING, G**

YEAR	GAMES	FGM-FGA	PCT	FTM-FTA	PCT	REB/AVG	AST/AVG	PTS/AVG
80-81	26	59-119	.496	27-39	.692	28/1.1	42/1.6	145/5.6
81-82	26	42-96	.438	35-50	.700	37/1.4	32/1.2	119/4.6
82-83	29	128-226	.566	56-82	.683	90/3.1	52/1.8	312/10.8
83-84	33	183-339	.540	117-159	.736	138/4.2	56/1.7	483/14.6
Career	114	412-780	.528	235-330	.712	293/2.6	182/1.6	1,059/9.3

High Games: 29 vs. La Salle (2-9-83) at Schmidt Fieldhouse and 29 vs. Butler (2-25-84) at Cincinnati Gardens.



**49 - GARY MASSA, F**

YEAR	GAMES	FGM-FGA	PCT	FTM-FTA	PCT	REB/AVG	AST/AVG	PTS/AVG
77-78	27	168-336	.500	55-76	.724	114/4.2	45/1.7	391/14.5
78-79	21	99-211	.469	49-67	.731	74/3.5	21/1.0	247/11.8
79-80	23	145-275	.527	46-57	.807	147/6.4	16/0.7	336/14.6
80-81	16	31-64	.484	13-17	.765	30/1.9	5/0.3	75/4.7
Career	87	443-886	.500	163-217	.751	365/4.2	87/1.0	1,049/12.1


High Game: 26 vs. Kenyon (1-5-78) at Schmidt Fieldhouse.



**50 - MIKE PLUNKETT, F**

YEAR	GAMES	FGM-FGA	PCT	FTM-FTA	PCT	REB/AVG	AST/AVG	PTS/AVG
73-74	26	148-343	.431	68-107	.636	182/7.0	46/1.8	364/14.0
74-75	26	172-328	.467	70-123	.569	216/8.3	26/1.0	414/15.9
75-76	26	102-224	.455	61-85	.718	153/5.9	27/1.0	265/10.2
Career	78	422-935	.451	199-315	.632	551/7.1	99/1.3	1,043/13.4

High Game: 31 vs. Dayton (2-19-75) at Schmidt Fieldhouse.



**51 - SEMAJ CHRISTON, G**

YEAR	GAMES	3-POINT		FTM-FTA	PCT	REB/AVG	AST/AVG	PTS/AVG
		FGM-FGA	PCT					
12-13	30	162-365	.444	7-28	.250	125-186	.672	86/2.9
13-14	34	201-420	.479	19-49	.388	157-235	.668	91/2.7
Career	64	363-785	.462	26-77	.338	282-421	.670	177/2.8

High Game: 28 vs. Marquette (1-9-14) at Cintas Center and 28 vs. Seton Hall (3-3-14) at Seton Hall.



**52 - MICHAEL HAWKINS, G**

YEAR	GAMES	3-POINT		FTM-FTA	PCT	REB/AVG	AST/AVG	PTS/AVG
		FGM-FGA	PCT					
91-92	27	76-185	.411	22-63	.349	35-54	.648	75/2.8
92-93	28	80-174	.460	36-88	.409	32-41	.780	71/2.5
93-94	29	68-182	.374	37-100	.370	23-36	.639	61/2.1
94-95	28	117-274	.427	59-152	.388	103-130	.792	93/3.3
Career	112	341-815	.418	154-403	.382	193-261	.739	300/2.7

High Game: 26 vs. Ohio (12-17-94) at Cincinnati Gardens.



**53 - T.J. JOHNSON, F**

YEAR	GAMES	3-POINT		FTM-FTA	PCT	REB/AVG	AST/AVG	PTS/AVG
		FGM-FGA	PCT					
94-95	28	101-175	.577	0-0	.000	131-194	.675	148/5.3
95-96	28	86-165	.521	0-1	.000	124-186	.667	189/6.8
96-97	29	76-133	.571	0-0	.000	74-112	.661	146/5.0
97-98	30	48-96	.500	0-1	.000	70-100	.700	108/3.6
Career	115	311-569	.547	0-2	.000	399-592	.674	591/5.1

High Game: 23 vs. Loyola of Chicago (1-30-95) at Loyola.

MORE 1,000-POINT SCORERS								
PLAYER, POSITION	G	FG	3PT FG	FT	NO.	AVG.	SEASONS	
1. <b>C.J. Anderson, F</b>	116	558	2	377	1,495	12.9	2004-09	* Includes 752 points in two seasons at Manhattan (2004-06)
2. <b>Matt Stainbrook, C</b>	137	601	5	274	1,481	10.8	2010-15	* Includes 676 points in two seasons at Western Michigan (2010-12)
3. <b>Drew Lavender, G</b>	133	462	211	293	1,428	10.7	2003-08	* Includes 659 points in two seasons at Oklahoma (2003-05)
4. <b>Travis Taylor, F</b>	122	521	0	303	1,345	11.0	2008-13	* Includes 812 points in two seasons at Monmouth (2008-10)
5. <b>RaShid Gaston, F</b>	120	485	0	221	1,191	9.9	2012-17	* Includes 911 points in three seasons at Norfolk State (2012-15)
6. <b>Brian Thornton, F/C</b>	109	421	0	333	1,175	10.8	2001-06	* Includes 564 points in two seasons at Vanderbilt (2001-03)
7. <b>Isaiah Philmore, F</b>	121	412	24	321	1,169	9.7	2009-14	* Includes 653 points in two seasons at Towson (2009-11)
8. <b>Jordan Crawford, G</b>	65	367	109	166	1,009	15.5	2007-10	* Includes 291 points in one season at Indiana (2007-08)

XAVIER ALL-TIME COACHING WINS TOP DOZEN



TRAVIS STEELE IS PREPARING FOR HIS FIRST SEASON AS THE XAVIER HEAD COACH




Travis Steele takes over as the Xavier head coach beginning with the 2018-19 season. Steele, who is seen here at his introductory press conference in April, spent the past 10 seasons on the Xavier staff, helping Xavier win 242 games and make nine NCAA Tournaments. The Musketeers reached at least the NCAA Sweet 16 five times in his 10 seasons on the Xavier bench, including the 2017 Elite Eight. Steele spent one season on the staff of Sean Miller and nine on the staff of Chris Mack. He is the 18th head coach in Xavier history.

ALL-TIME COACHES (RANKED BY TOTAL WINS)

Name (Alma Mater)	Seasons	Games	Wins	Losses	Win %	Postseason Play/Conference Tourna.				
						NCAA	NIT	MCC	A-10	BE
Chris Mack (Xavier)	9 (2009-18)	312	215	97	.689	11-8	0-0	0-0	3-4	7-5
Pete Gillen (Fairfield)	9 (1985-94)	277	202	75	.729	5-7	2-1	17-4	0-0	0-0
Skip Prosser (Merchant Marine Acad.)	7 (1994-01)	213	148	65	.695	1-4	5-2	0-1	6-5	0-0
Sean Miller (Pittsburgh)	5 (2004-09)	167	120	47	.719	6-4	0-0	0-0	8-4	0-0
Clem Crowe (Notre Dame)	10 (1933-43)	175	96	79	.549	0-0	0-0	0-0	0-0	0-0
Joe Meyer (Xavier)	13 (1920-33)	147	95	52	.646	0-0	0-0	0-0	0-0	0-0
Jim McCafferty (Loyola, La.)	6 (1957-63)	162	91	71	.562	0-1	4-0	0-0	0-0	0-0
Ned Wulk (LaCrosse)	6 (1951-57)	159	89	70	.560	0-0	2-2	0-0	0-0	0-0
Bob Staak (Connecticut)	6 (1979-85)	174	88	86	.506	0-1	2-1	7-5	0-0	0-0
Thad Matta (Butler)	3 (2001-04)	101	78	23	.772	5-3	0-0	0-0	8-1	0-0
Lew Hirt (DePauw)	5 (1946-51)	137	76	61	.555	0-0	0-0	0-0	0-0	0-0
Tay Baker (Cincinnati)	6 (1973-79)	159	70	89	.440	0-0	0-0	0-0	0-0	0-0
Don Ruberg (Xavier)	4 (1963-67)	103	52	51	.505	0-0	0-0	0-0	0-0	0-0
George Krajack (Clemson)	4 (1967-71)	103	34	69	.330	0-0	0-0	0-0	0-0	0-0
Dick Campbell (Furman)	2 (1971-73)	52	15	37	.288	0-0	0-0	0-0	0-0	0-0
Ed Burns (Xavier)	1 (1945-46)	19	3	16	.158	0-0	0-0	0-0	0-0	0-0
Harry Gilligan (Xavier)	1 (1919-20)	1	0	1	.000	0-0	0-0	0-0	0-0	0-0
Musketeer Totals (1919-43/45-2018)	97	2,461	1,472	989	.598	28-28	15-6	24-10	25-14	7-5

# TEAM RECORDS

<b>Most Points</b>	Game 125 vs. Florida International 1-9-88		<b>Most Free Throw Attempts</b>	Game 64 vs. Saint Joseph's 1-10-76	Most Consecutive Weeks in AP Top 10 15 (last 14 in 15-16 and first poll of 16-17) 2015-16
	Season 2,953 2017-18			Season 942 1953-54	Most Wins in a Season vs. AP Top 25 6 2014-15 and 2015-16
<b>Most Points Against</b>	Game 123 by Detroit 12-14-64			Season 942 1956-57	Longest Home Win Streak 30 2008-10
	Season 2,711 2016-17		<b>Most Free Throws Made</b>	Game 45 vs. George Washington 2-16-98	Longest Cintas Center Win Streak 30 2008-10
<b>Most Points By Both Teams</b>	Game 234 Xavier 121, Detroit 113 1-6-64			vs. Northeast Louisiana 11-24-97	Longest Gardens Win Streak 27 1986-88
	Season 5,547 2016-17			vs. Duquesne 2-24-96	Highest Total Home Attendance
<b>Most Field Goal Attempts</b>	Game 103 vs. Chase 12-8-51			vs. Saint Joseph's 1-10-76	Regular Season 188,554 (18 games) in 2017-18
	Season 2,148 2016-17		Season 657 2017-18		Highest Home Attendance Average
<b>Most Field Goals Made</b>	Game 51 vs. Huntington College (Ind.) 12-1-92		<b>Highest Free Throw Percentage</b>	Game 1.000 vs. Ball State (11-11) 11-28-90	Season 10,475 (18 games) in 2017-18
	Season 1,048 1987-88			Season .779 (657-843) 2017-18	Highest Total Home Attendance
<b>Highest Field Goal Percentage</b>	Game .722 (39-54) at Butler 2-23-91		<b>Most Rebounds</b>	Game 103 vs. Louisville 1-4-58	All Games 188,554 (18 games) in 2017-18
	Season .520 (939-1806) 1985-86			Season 1,568 1956-57	Most Home Sell-outs in a Season 18 (18 games) in 2017-18
<b>Lowest Field Goal Percentage (Opponent)</b>	Game .184 vs. Eastern Illinois 11-19-05		<b>Most Steals</b>	Game 24 vs. Fordham 1-10-98	Longest Losing Streak 13 1972-73
	Season .334 2017-18			Season 354 1947-48	Most Overtimes in a Game 3 11-27-10 vs. Wofford (XU 94-90/3OT) 1-8-05 at Massachusetts (UM 90-86/3OT) 12-21-96 vs. Akron (XU 113-111/3OT) 1-4-58 vs. Louisville (XU 82-80/3OT)
<b>Most 3-Pt. Field Goals Made</b>	Game 16 at Auburn 1-6-08		<b>Most Assists</b>	Game 36 vs. Long Island 12-8-01	Highest Scoring Avg (Season) 94.7 1987-88
	16 Virginia 1-3-08			Season 596 2014-15	89.7 1963-64
	16 vs. Charlotte 2-3-07		<b>Most Turnovers Forced by a Xavier Team</b>	Game 38 vs. Northeast Louisiana 11-24-97	Largest Victory Margin 58 1-15-90 (Xavier 110, District of Columbia 52)
	15 at Cincinnati 1-26-17			Game 3 vs. Dayton 3-14-04	Most Points Away From Home 122 3-12-88 vs. Detroit (MCC Champ. Game)
	15 at Fordham 1-11-07		<b>Fewest Turnovers by a Xavier Team</b>	3 vs. Massachusetts 3-2-02	122 2-24-88 vs. Florida International
	14 vs. Fordham 2-14-09			Game 35 vs. St. Louis 1-12-85	Most Combined Points Away From Home 233 12-14-64
	14 at Temple 1-25-06		<b>Most Personal Fouls</b>	Season 711 2016-17	Detroit 123, Xavier 110
	14 vs. Temple 3-8-03		<b>Most Disqualifications</b>	Game 6 vs. Canisius 2-18-61	
	14 at Rhode Island 1-13-01			Season 32 1951-52	
	14 vs. Clemson 3-23-99		<b>Miscellaneous</b>		
Season 284 2003-04			Most Victories (Season) 30 2007-08		
282 2007-08					
<b>Most 3-Pt. Field Goals Made (Opponent)</b>	Game 16 by Villanova 2-17-18				
	15 by Villanova 1-14-15				
	15 by Loyola Marymount 1-2-90				
Season 301 2017-18					
<b>Most 3-Pt. Field Goal Attempts</b>	Game 37 vs. Clemson 3-23-99				
	Season 791 1998-99				
<b>Most 3-Pt. Field Goal Attempts (Opponent)</b>	Game 37 by Georgetown 2-20-16				
	Season 902 2017-18				
<b>Highest 3-Pt. Field Goal Percentage (3 Att. Min.)</b>	Game .833 (5-6) vs. Marietta 11-28-88				
	Season .399 (110-276) 1986-87				
<b>Highest 3-Pt. Field Goal Percentage (Opponent/3 Att. Min.)</b>	Game .818 (9-11) by George Washington 2-12-94				
	Season .388 (102-263) 1987-88				
<b>Lowest 3-Pt. Field Goal Percentage (Opponent)</b>	Game .000 (0-17) by Purdue 12-1-12				
	Season .297 (178-599) 2000-01				



Drew Lavender and Stanley Burrell helped Xavier win a school-record 30 games in the 2007-08 season.

# YEAR-BY-YEAR SCORES

CC – Cintas Center  
 SF – Schmidt Fieldhouse  
 RC – Riverfront Coliseum (a.k.a. The Crown, the Firststar Center and now U.S. Bank Arena)  
 A-10 - indicates A-10 regular season game  
 MCC - indicates MCC regular season game

### 1919-20 (0-1)

COACH: HARRY GILLIGAN

Feb. 20 FC L 18-24 Dayton

### 1920-21 (1-2)



**Joe Meyer**  
Head Coach

W 21-18 Dayton  
 FC L 13-54 Ohio  
 A L 16-50 Miami (Ohio)

### 1921-22 (2-4)

FC L 16-28 Ohio  
 W 27-13 Dayton  
 W 36-9 Hiram  
 A L 32-34 Ohio  
 A L 20-37 Miami (Ohio)  
 L 10-14 Dayton

### 1922-23 (3-0)

FC W 35-15 Ohio  
 A W 18-17 Ohio  
 W 33-16 Otterbein

### 1923-24 (12-4)

A W 31-13 Circleville AC  
 W 25-18 Covington YMCA  
 FC W 23-11 Miami (Ohio)  
 W 33-17 Fenwick Club  
 FC W 32-31 Ohio  
 L 31-38 Central YMCA  
 L 20-22 Capital  
 A L 15-26 Ohio  
 W 38-37 Wittenberg  
 A W 32-27 Kenyon  
 W 29-26 Central YMCA  
 W 29-18 Covington YMCA  
 W 32-28 Muskingum  
 A W 38-29 Akron  
 W 44-28 Otterbein  
 L 18-24 Fenwick Club

### 1924-25 (6-7)

A L 35-41 Akron

The other six losses include losses to Capital and Heidelberg.  
 The six wins include wins over Ohio Northern and Heidelberg.

### 1925-26 (10-8)

A W 28-24 Circleville AC  
 L 20-28 CGAC (OT)  
 W 45-27 Wilmington  
 A L 33-34 Centre (OT)  
 A W 40-35 Transylvania  
 W 28-23 Y Wildcats  
 L 28-33 L.B. Harrison  
 W 18-15 CGAC  
 Feb. 5 FC W 38-18 Louisville  
 FC W 43-17 L.B. Harrison  
 A L 22-48 Muskingum  
 A L 29-44 Otterbein  
 FC W 63-9 Transylvania  
 A L 24-26 Wilmington  
 A W 19-16 Heidelberg  
 A L 16-18 Ohio Northern  
 L 17-31 Y Wildcats  
 W 49-19 Centre

### 1926-27 (11-3)

L 22-28 Circleville AC  
 Jan. 10 FC W 23-21 Loyola of Chicago  
 W 58-27 Circleville AC  
 L 27-43 YMCA  
 Jan. 22 FC W 54-21 Saint Louis  
 Feb. 5 A W 39-5 Saint Louis  
 W 29-25 YMCA  
 W 29-21 Wilmington  
 W 56-41 Wilmington  
 Feb. 15 A L 13-17 Loyola of Chicago  
 W 22-17 St. Viator  
 W 48-22 Marshall  
 FC W 35-28 Davis-Elkins  
 W 63-30 Transylvania

### 1927-28 (8-1)

FC W 40-13 Centre  
 Jan. 21 FC W 40-33 Saint Louis  
 FC W 40-13 Cedarville  
 Feb. 15 FC W 14-11 Loyola of Chicago  
 FC W 16-14 Marshall  
 FC W 43-34 Marshall  
 A W 24-22 St. Viator  
 Feb. 29 A L 19-40 Loyola of Chicago  
 Mar. 7 SF W 29-25 Cincinnati

### 1928-29 (9-6)

Dec. 15 SF W 35-11 Toledo  
 W 35-20 Georgetown (Ky.)  
 SF W 31-24 Alumni  
 A L 5-20 Loyola of Chicago  
 A L 18-34 St. Viator  
 SF W 28-12 Cedarville  
 A L 20-22 Saint Louis  
 Feb. 5 SF W 24-11 Detroit  
 A W 26-25 Dayton  
 Feb. 12 SF L 29-32 Ohio Wesleyan  
 Feb. 13 SF L 10-20 Loyola of Chicago  
 W 35-11 Kenyon  
 Feb. 23 SF W 18-12 Dayton  
 A L 19-24 Detroit  
 SF W 46-12 Muskingum

### 1929-30 (8-8)

W 28-17 Cedarville  
 W 35-20 Georgetown (Ky.)  
 SF W 20-18 Kentucky Wesleyan  
 W 24-23 Kenyon  
 Jan. 14 A L 13-18 Loyola of Chicago

SF L 19-20 Dayton  
 W 31-16 Centre  
 Jan. 23 SF L 13-18 Loyola of Chicago  
 Feb. 1 SF L 19-37 Ohio Wesleyan  
 SF W 23-22 Alumni  
 SF L 27-30 Denison  
 SF L 20-27 Wittenberg  
 A W 29-18 Dayton  
 A W 23-18 Detroit  
 A L 24-30 Western Reserve  
 SF L 24-36 Detroit

### 1930-31 (10-3)

W 43-22 Cedarville  
 W 36-23 Georgetown (Ky.)  
 Jan. 13 A L 19-31 Michigan State  
 SF W 30-19 Centre  
 A L 20-26 Detroit  
 SF W 40-19 Dayton  
 SF L 17-29 Wittenberg  
 A W 33-10 Dayton  
 A W 34-25 Wittenberg  
 SF W 32-16 Alumni  
 SF W 43-26 Kenyon  
 W 26-20 Denison  
 W 22-17 Detroit

### 1931-32 (10-3)

W 36-12 Cedarville  
 SF W 26-21 Carnegie Tech  
 W 31-22 Centre  
 Jan. 15 A L 20-22 Michigan State  
 A L 21-22 Detroit (OT)  
 SF W 46-12 Dayton  
 W 28-23 Washington & Lee  
 Feb. 2 SF L 16-18 Indiana  
 SF W 37-23 Detroit  
 A W 20-10 Dayton  
 SF W 25-23 Alumni  
 Feb. 20 SF W 31-24 Michigan State  
 SF W 26-21 Wittenberg

### 1932-33 (5-3)

SF W 53-10 Cedarville  
 SF W 37-19 Centre  
 SF W 75-15 Transylvania  
 SF L 19-31 Ohio State  
 Feb. 18 SF L 29-36 Ohio Wesleyan  
 Feb. 27 A L 16-19 Michigan State  
 A W 27-12 Detroit  
 W 34-30 Wittenberg

### 1933-34 (9-1)



**Clem Crowe**  
Head Coach

W 48-17 Transylvania  
 SF W 50-13 Kentucky Wesleyan  
 W 59-13 Centre  
 SF W 26-21 Ohio  
 SF W 44-35 Chattanooga  
 Feb. 10 SF L 15-25 Notre Dame  
 Feb. 19 SF W 37-29 Louisville  
 Feb. 24 SF W 29-28 Ohio Wesleyan  
 W 47-38 Wittenberg  
 SF W 35-30 Alumni

### 1934-35 (14-4)

W 47-18 Cedarville  
 W 38-29 Centre  
 W 37-21 Georgetown (Ky.)  
 SF W 47-21 Kentucky Wesleyan  
 L 28-31 Ohio State (OT)  
 W 45-20 Centenary  
 W 29-20 Wittenberg  
 SF W 36-28 Chattanooga  
 W 37-24 Transylvania  
 SF W 29-28 Ohio  
 Feb. 2 SF W 29-26 Ohio Wesleyan  
 Feb. 5 SF L 27-40 Kentucky  
 W 48-29 Wittenberg  
 Feb. 16 SF W 38-19 Georgia Tech  
 W 47-25 Marshall  
 SF W 41-31 Alumni  
 Mar. 7 A L 29-46 Kentucky  
 Mar. 9 SF L 35-42 Notre Dame

### 1935-36 (8-7)

SF W 35-31 Georgetown (Ky.)  
 SF W 41-25 Centre  
 Dec. 17 SF L 26-49 Purdue  
 Dec. 21 SF L 21-23 Pittsburgh  
 SF W 39-37 Vanderbilt  
 SF W 62-38 Alumni  
 Jan. 14 SF L 32-36 Kentucky  
 SF L 22-28 Ohio  
 Jan. 24 SF W 39-20 Tennessee  
 N1 L 30-31 Washington & Jeff.  
 SF W 59-22 Kentucky Wesleyan  
 SF W 35-21 Alabama  
 A L 32-37 Ohio  
 Feb. 15 SF W 32-27 Ohio Wesleyan  
 Feb. 18 A L 40-49 Kentucky  
 N1-Pittsburgh, Pa.

### 1936-37 (7-7)

Dec. 12 SF L 28-32 Kentucky  
 Dec. 16 SF W 30-26 Transylvania  
 Dec. 19 SF W 43-30 Kentucky Wesleyan  
 Dec. 22 SF L 23-35 Purdue  
 Jan. 9 A L 31-41 Loyola of Chicago  
 Jan. 14 A L 20-42 Ohio  
 Jan. 16 SF W 28-26 Butler  
 Feb. 6 W 36-27 Indianapolis  
 W 42-21 Centre  
 Feb. 13 A L 25-29 Toledo  
 SF W 54-27 Alumni  
 Feb. 19 A W 29-28 Wittenberg  
 Feb. 20 SF L 32-35 Ohio  
 Feb. 22 A L 15-23 Kentucky

### 1937-38 (10-9)

SF W 53-39 Transylvania  
 Dec. 9 SF W 29-22 Kentucky Wesleyan  
 Dec. 13 A L 32-56 Purdue  
 Dec. 20 SF L 28-33 Iowa

# YEAR-BY-YEAR SCORES

Dec. 22	SF	L	26-45	Notre Dame
Jan. 3	SF	L	29-34	Creighton
		W	37-27	Wittenberg
Feb. 5	SF	W	36-25	Toledo
	A	L	33-39	Ohio
Jan. 14	A	L	34-35	Bradley
Jan. 15	A	L	38-52	Loyola of Chicago
	SF	W	50-35	Hawaiian Stars
	A	W	35-29	Akron
	SF	W	39-32	Kentucky
	SF	W	34-30	Alumni
	SF	L	29-36	Bradley
Feb. 17	A	L	29-45	Kentucky
	SF	W	47-27	Ohio
	SF	W	40-27	Loyola of Chicago

## 1938-39 (13-7)

Dec. 9	SF	W	49-31	Kentucky Wesleyan
Dec. 16	SF	W	51-37	Western Michigan
Dec. 20	SF	L	26-27	Wisconsin
Dec. 22	SF	L	38-48	Washington & Lee
Jan. 2	A	W	27-22	Miami (Ohio)
Jan. 6	SF	W	41-36	St. Joseph's (Ind.)
Jan. 12	A	W	41-30	Ohio
Jan. 16	A	L	30-38	DePaul
	W		45-33	St. Joseph's (Ind.)
Jan. 21	SF	W	48-33	Detroit
	SF	W	52-29	Alumni
Jan. 30	SF	W	39-22	Miami (Ohio)
Feb. 3	SF	L	39-48	Indiana
Feb. 8	SF	L	31-41	Kentucky
Feb. 11	SF	W	47-46	Ohio
Feb. 14	A	W	39-36	Ohio Wesleyan (OT)
Feb. 18	SF	W	43-30	Ohio Wesleyan
Feb. 21	A	L	23-43	Kentucky
Feb. 25	A	L	37-41	Detroit
Feb. 27	A	W	46-42	Toledo

## 1939-40 (6-17)

Dec. 4	SF	L	33-36	St. Joseph's (Ind.)
Dec. 8	SF	W	43-37	Kentucky Wesleyan
Dec. 11	A	L	24-58	Indiana
Dec. 16	A	L	29-36	Ball State
Dec. 19	SF	W	40-28	Centre
Dec. 21	A	L	40-46	St. Joseph's (Ind.)
Dec. 23	A	L	30-42	Western Michigan
Dec. 30	SF	W	41-28	Ohio Wesleyan
Jan. 2	A	L	39-40	Western Kentucky
Jan. 6	SF	L	41-42	Kentucky (OT)
Jan. 8	N1	W	36-35	Tennessee
Jan. 10	A	L	37-48	Ohio
Jan. 16	A	L	29-44	Dayton
Jan. 19	SF	L	36-48	Marshall
Jan. 27	SF	L	33-35	Toledo
Feb. 3	A	L	31-36	Detroit
Feb. 6	A	L	47-51	Marshall
Feb. 10	SF	L	28-30	City Col. of N.Y.
Feb. 12	A	L	29-37	Kentucky
Feb. 14	SF	W	34-27	Dayton
Feb. 17	SF	L	34-39	Ohio
Feb. 24	SF	W	46-41	Detroit
	SF	L	39-43	Alumni

N1-Louisville, Ky.

## 1940-41 (13-9)

Dec. 2	SF	W	57-25	Kentucky Wesleyan
Dec. 7	SF	W	58-44	Youngstown
	SF	W	57-25	Centre
	SF	W	77-25	Transylvania
	A	L	57-69	Ohio

Jan. 3	A	W	61-50	William & Mary
	SF	L	39-42	Creighton
	A	L	33-57	Butler
Jan. 9	SF	L	43-48	Kentucky
	W		37-35	Dayton
	SF	W	59-28	Alumni
Jan. 25	A	W	49-44	Kentucky
	SF	L	41-49	Ohio
	L		36-49	St. Joseph's (Ind.)
	A	W	37-30	Detroit
	W		36-34	Ball State
	L		39-41	City Col. of N.Y.
Feb. 17	A	L	28-55	Toledo
Feb. 22	SF	L	36-41	Western Kentucky
Feb. 25	SF	W	50-45	Western Michigan
	W		54-30	Dayton
	SF	W	39-35	Detroit

## 1941-42 (10-8)


	SF	W	44-26	Transylvania
	SF	W	43-37	Morehead State
Dec. 17	SF	L	25-38	Oregon
	SF	W	63-43	South Carolina
Dec. 23	SF	L	36-46	Tennessee
	A	W	58-32	Washington & Lee
	SF	W	47-39	Ohio
Jan. 10	SF	L	39-40	Kentucky
	A	L	32-46	Dayton
Jan. 24	A	L	30-42	Tennessee
Feb. 2	SF	W	58-30	Wabash
	SF	W	45-40	Toledo
	A	L	49-59	Marshall
	SF	W	70-20	Centre
	SF	W	53-43	Marshall
Feb. 21	A	L	36-44	Kentucky
	A	L	42-43	Ohio
	SF	W	58-42	Dayton

## 1942-43 (6-10)

		W	55-38	Georgetown (Ky.)
		L	24-51	36th Armored
Dec. 19	A	L	50-51	Wabash
Jan. 9	SF	L	38-43	Kentucky
	A	L	53-58	Ohio
Jan. 16	A	L	38-60	Toledo
Jan. 23	A	L	23-55	Tennessee
Feb. 1	SF	L	38-48	Tennessee
	L		28-51	Dayton
Feb. 8	A	L	36-48	Kentucky
	W		49-42	36th Armored
	A	W	68-53	Marshall
	SF	W	57-41	Ohio
	W		61-39	Dayton
Mar. 3	SF	W	51-37	Cincinnati
	L		40-56	Marshall

\* No basketball games were played at Xavier during the 1943-44 and 1944-45 seasons because of World War II.

## 1945-46 (3-16)



**Ed Burns**  
Head Coach

	SF	L	35-41	Miami (Ohio)
	L		31-62	Camp Atterbury
Jan. 5	SF	L	41-49	Eastern Kentucky
Jan. 14	SF	L	36-62	Kentucky
Jan. 17	A	L	46-67	Eastern Kentucky
	A	L	46-67	Miami (Ohio)
	L		50-91	Marshall
Jan. 26	A	L	43-58	Bowling Green
	L		51-61	Camp Atterbury
	L		53-64	Fort Knox
	W		48-41	Dayton
	L		47-53	Cincinnati Command
	W		60-41	Alumni
	L		59-72	Marshall
	W		66-41	Wilmingon
	L		33-47	Dayton
	L		50-55	Bradley
Feb. 23	A	L	40-83	Kentucky
Feb. 27	SF	L	39-53	Cincinnati

## 1946-47 (8-17)



**Lew Hirt**  
Head Coach

	A	L	42-54	Anderson (Ind.)
	A	L	38-50	Indiana State
	A	L	54-60	Miami (Ohio)
	A	L	47-56	Marshall
	A	W	59-48	Morris-Harvey
Dec. 19	A	L	49-64	Toledo
	A	L	37-50	Kent State
	N1	W	64-49	SE Missouri State
	N1	W	53-47	Evansville
	N1	L	44-58	Marshall
Jan. 3	SF	W	43-34	Ohio Wesleyan

Jan. 4	A	L	34-35	Dayton
Jan. 7	A	L	30-47	Ohio
Jan. 11	SF	W	45-43	Bowling Green
Jan. 17	SF	L	41-53	Marshall
Jan. 25	A	L	34-71	Kentucky
Feb. 1	SF	L	37-47	Toledo
Feb. 4	SF	W	58-48	Miami (Ohio)
Feb. 8	SF	W	65-35	Baldwin-Wallace
Feb. 13	SF	W	75-55	Dayton
Feb. 15	N2	L	46-59	Ohio Wesleyan
Feb. 17	SF	L	46-47	Ohio
Feb. 19	SF	L	31-58	Kentucky
Feb. 21	A	L	48-62	Bowling Green
Feb. 26	SF	L	51-76	Cincinnati

N1-Terre Haute, Ind.

N2-Ashland, Ky.

## 1947-48 (24-8)



**N.A.I.B. TOURNAMENT FOURTH PLACE  
XAVIER'S FIRST NATIONAL POSTSEASON  
TOURNAMENT APPEARANCE**

Dec. 3	N1	W	70-53	Franklin College
Dec. 6	A	W	44-43	Purdue
Dec. 13	SF	W	72-48	Morris-Harvey
Dec. 16	A	L	52-57	Ohio
Dec. 17	A	L	34-79	Kentucky
Dec. 20	SF	W	79-42	Vanderbilt
Dec. 22	SF	W	54-34	Ohio Wesleyan
Dec. 29	SF	W	51-39	Ball State
Jan. 3	SF	W	62-36	Creighton
Jan. 4	SF	W	41-34	Seton Hall
Jan. 7	SF	W	62-34	Louisville
Jan. 9	A	L	36-54	Bowling Green
Jan. 10	A	W	66-50	Lawrence Tech
Jan. 14	A	W	62-51	Miami (Ohio)
Jan. 20	A	W	62-42	Vanderbilt
Jan. 24	A	W	60-52	Kent State
Jan. 31	SF	W	59-36	Detroit
Feb. 2	SF	W	56-37	Ohio
Feb. 3	SF	W	51-49	Bowling Green
Feb. 7	SF	W	45-43	Loyola of Chicago
Feb. 10	A	W	72-52	Dayton
Feb. 13	A	L	47-58	Louisville
Feb. 18	SF	W	61-44	Miami (Ohio)
Feb. 21	SF	W	60-51	Indiana State
Feb. 24	SF	W	57-32	Dayton
Feb. 28	SF	L	37-59	Kentucky
Mar. 3	SF	L	45-52	Cincinnati

## N.A.I.B. TOURNAMENT

	N2	W	67-43	NW Louisiana State
	N2	W	57-35	New Britain
	N2	W	62-50	Mankato State
Mar. 12	N2	L	49-56	Louisville (semifinals)
	N2	L	58-59	Hamline (consol.)

N1-Middletown High School

N2-Kansas City, Mo.

# YEAR-BY-YEAR SCORES

## ASSOCIATED PRESS RANKINGS BEGIN HERE 1948-49 (16-10)

			XU AP		
Dec. 4	SF	W	67-29		Cedarville
Dec. 11	A	L	55-63		Indiana
	A	W	68-48		Georgetown (Ky.)
	SF	W	72-34		Western Ontario
Jan. 1	SF	L	53-65		Bowling Green
Jan. 4	A	L	72-74		Loyola (Md.)
Jan. 5	A	L	51-60		Seton Hall
	SF	W	84-42		Hanover
Jan. 8	A	W	61-48		Miami (Ohio)
Jan. 15	A	L	57-64		Louisville (OT)
Jan. 22	SF	W	66-43		Indiana State
Jan. 29	SF	W	71-57		Louisville
Feb. 1	A	L	55-59	#14	Bowling Green
Feb. 5	SF	W	71-64		Cincinnati
Feb. 8	SF	W	75-51		Long Island
Feb. 11	A	W	47-44		Toledo
Feb. 12	A	L	50-96	#1	Kentucky
Feb. 15	SF	W	66-48		Dayton
Feb. 18	A	W	78-60		John Carroll
Feb. 19	SF	L	60-64		Toledo
Feb. 22	A	W	53-50		Marshall
Feb. 24	CG	L	40-51	#1	Kentucky
Feb. 27	SF	W	49-44		Dayton
Mar. 1	A	W	64-43		Miami (Ohio)
Mar. 7	CG	W	82-65		William & Mary
Mar. 9	CG	L	46-57		Cincinnati

## 1949-50 (12-16) XU AP

Dec. 3	SF	W	72-47		Franklin
	SF	W	66-42		Georgetown (Ky.)
Dec. 10	CG	L	57-59		Western Kentucky
Dec. 15	SF	W	68-46		Youngstown
Dec. 17	SF	L	47-64		Louisville
Dec. 21	SF	W	76-41		Santa Clara
Dec. 27	SF	L	51-54		Holy Cross
Jan. 5	A	W	70-59		Youngstown
Jan. 6	SF	W	86-63		Loyola (Md.)
Jan. 7	A	L	72-77		Louisville
Jan. 9	A	L	51-63		Western Kentucky
Jan. 13	A	W	58-52		Lawrence Tech
Jan. 14	A	L	56-65		Toledo
Jan. 22	SF	L	55-65		Dayton
Jan. 28	CG	L	47-58	#4	Kentucky
Jan. 31	SF	L	59-60		Miami (Ohio)
Feb. 3	A	L	50-52		Indiana State
Feb. 8	N1	L	47-57	#15	San Francisco
Feb. 10	SF	W	45-36		Evansville
Feb. 13	A	L	42-59		Dayton
Feb. 14	A	W	51-37		Miami (Ohio)
Feb. 18	A	L	63-67		Marshall
Feb. 23	A	L	53-58	#5	Kentucky
Feb. 25	SF	W	53-48	#14	Toledo
Mar. 2	N2	L	51-59		Dayton
Mar. 9	CG	W	54-53		Cincinnati
Mar. 17	CG	W	74-53		Morris-Harvey
Mar. 18	CG	L	48-59		Cincinnati

			XU AP		
Dec. 2	SF	W	73-40		Ohio Wesleyan
Dec. 7	SF	W	78-47		Hanover
Dec. 12	CG	L	56-67		Kentucky
Dec. 17	SF	W	79-56		John Carroll
Dec. 19	N1	L	69-71		Evansville

Dec. 22	N2	W	92-58		North Carolina
Dec. 28	CG	L	70-83		#17 Cincinnati
Jan. 6	SF	W	67-65		Loyola of Chicago
Jan. 8	A	L	62-79		Western Kentucky
Jan. 10	A	L	55-63		Louisville
Jan. 13	CG	W	60-52		Notre Dame
Jan. 20	A	W	64-49		Miami (Ohio)
Jan. 25	SF	W	41-40		Tulsa
Jan. 30	SF	W	79-59	#20	Toledo
Feb. 1	SF	W	72-52		Miami (Ohio)
Feb. 3	A	W	65-59		Morehead State
Feb. 8	SF	W	77-53		Loyola (Md.)
Feb. 11	SF	L	57-63	#18	Dayton
Feb. 13	A	L	51-78	#1	Kentucky
Feb. 19	SF	W	72-69	#14	Louisville
Feb. 23	SF	W	74-57		Kent State
Feb. 24	A	W	79-67		Gannon
Feb. 26	A	L	61-70		Toledo
Feb. 28	SF	W	67-64		Western Kentucky
Mar. 3	A	L	53-77	#14	Dayton
Mar. 8	CG	L	66-81	#17	Cincinnati

## 1951-52 (10-14)



**Ned Wulk  
Head Coach**

			XU AP		
Nov. 26	A	L	54-58		Eastern Kentucky
Dec. 1	SF	W	103-66		Franklin
Dec. 6	SF	W	81-65		Chase
Dec. 8	A	L	69-92		Indiana
Dec. 10	CG	L	72-97	#1	Kentucky
Dec. 16	SF	W	72-67		John Carroll
Dec. 19	SF	L	82-92	#16	Western Kentucky
Dec. 22	SF	W	73-59		Ball State
Dec. 29	CG	W	77-70		Cincinnati
Jan. 7	A	L	50-83	#4	Kentucky
Jan. 9	SF	L	67-77	#15	Louisville
Jan. 12	SF	W	88-70		Georgetown (Ky.)
Jan. 15	A	L	79-82		Miami (Ohio)
Jan. 22	A	W	84-70		Beloit
Jan. 23	A	L	83-103		Loyola of Chicago
Jan. 27	A	L	60-67	#16	Dayton
Feb. 1	SF	W	87-68		Hanover
Feb. 5	SF	W	83-77		Tampa
Feb. 8	SF	W	74-67		Miami (Ohio)
Feb. 13	CG	L	63-68		Cincinnati
Feb. 17	A	L	84-91		Lawrence Tech
Feb. 20	A	L	74-93		Villanova
Feb. 24	CG	L	80-82	#11	Dayton
Feb. 27	A	L	87-101	#13	Louisville

## 1952-53 (11-12) XU AP

Dec. 1	SF	W	87-73		Union (Ky.)
Dec. 4	SF	W	81-53		Georgetown (Ky.)
Dec. 8	SF	L	71-76		Minnesota
Dec. 11	SF	W	96-91		Marshall
Dec. 14	A	L	73-99		Lawrence Tech
Dec. 19	SF	L	75-76		Baldwin-Wallace
Jan. 3	SF	W	90-49		Hanover
Jan. 6	CG	W	81-78		Cincinnati
Jan. 8	A	L	62-71		Siena
Jan. 10	A	L	86-94		Villanova
Jan. 11	A	L	78-86	#2	Seton Hall
Jan. 14	SF	L	70-90		Miami (Ohio)
Jan. 18	CG	W	70-68		Dayton
Jan. 26	SF	W	80-68	#18	Eastern Kentucky
Jan. 31	A	L	71-88		Baldwin-Wallace
Feb. 1	A	W	89-82		John Carroll
Feb. 4	A	L	69-72		Louisville
Feb. 10	CG	W	70-68		Cincinnati
Feb. 14	A	L	74-91		Eastern Kentucky
Feb. 20	SF	W	80-74	#16	Louisville
Feb. 22	A	L	63-81		Dayton
Feb. 25	A	W	110-91	#12	Miami (Ohio)
Mar. 2	A	L	78-83		Marshall

## 1953-54 (18-12) XU AP

Dec. 2	SF	W	77-51		Union (Ky.)
Dec. 5	SF	W	83-64		Kent State
Dec. 10	SF	W	80-60		Hanover
Dec. 12	CG	L	66-81	#2	Kentucky
Dec. 14	A	W	74-54		Georgetown
Dec. 16	A	W	81-73		Villanova
Dec. 17	A	L	64-70		Iona
Dec. 19	A	W	66-54	#19	Siena
Dec. 26	SF	L	64-67	#6	Minnesota
Dec. 28	N1	W	69-49		Murray State
Dec. 29	A	L	56-61		Louisville
Dec. 30	N1	W	86-67		Eastern Kentucky
Jan. 2	A	W	85-60		John Carroll
Jan. 4	A	L	71-76	#1	Kentucky
Jan. 6	CG	L	58-77		Cincinnati
Jan. 12	SF	W	73-68		Miami (Ohio)
Jan. 18	A	W	79-63		Eastern Kentucky
Jan. 22	SF	W	74-57		Baldwin-Wallace
Jan. 24	A	L	58-66		Dayton
Jan. 30	SF	L	65-74		Louisville
Feb. 1	A	W	70-64		Murray State
Feb. 2	A	W	71-69		Centenary
Feb. 4	A	W	67-57		Loyola (La.)
Feb. 6	A	W	76-65		Southern Mississippi
Feb. 8	SF	L	49-50		Loyola (La.)
Feb. 10	CG	L	76-81		Cincinnati
Feb. 13	SF	W	78-61		Eastern Kentucky
Feb. 21	CG	L	63-81	#17	Dayton
Feb. 24	A	L	55-59		Louisville
Feb. 27	A	W	90-89		Miami (Ohio)

N1 - Louisville, Ky.

## 1954-55 (13-13) XU AP

Dec. 4	SF	W	90-46		Denison
Dec. 6	SF	W	83-50		Southern Mississippi
Dec. 6	SF	W	81-72		Memphis
Dec. 11	CG	L	69-72	#2	Kentucky
Dec. 13	A	L	46-60		Eastern Kentucky
	A	W	64-60		John Carroll
Dec. 18	A	L	68-78		Canisius
	SF	W	97-66		Georgetown (Ky.)

Jan. 6	CG	W	67-64		Cincinnati
Jan. 8	SF	W	76-70		#16 Louisville
Jan. 10	A	W	82-80		Western Kentucky (2OT)
	A	L	69-82		Marshall
	A	L	73-96		Villanova
Jan. 19	SF	W	74-68		Murray State
Jan. 22	SF	W	86-72		Eastern Kentucky
Jan. 30	CG	L	80-91	#15	Dayton
Feb. 1	A	L	67-81		Memphis
	A	L	71-75		Loyola (La.)
	A	W	81-74		Spring Hill
Feb. 9	A	L	69-70	#17	Cincinnati
	SF	W	101-83		Loyola (La.)
Feb. 14	A	L	55-66	#2	Kentucky
Feb. 18	SF	L	72-75		Western Kentucky
Feb. 20	A	L	60-71	#13	Dayton
Feb. 23	A	L	52-92		Louisville
Feb. 26	SF	W	80-74		Miami (Ohio)

## 1955-56 (17-11)

F – Dave Piontek, Sr., 15.7 ppg. & 15.3 rpg.  
 F – Richard Schneider, Sr., 13.2 ppg. & 9.6 rpg.  
 C – Frank Tartaron, So., 9.0 ppg. & 8.3 rpg.  
 G – Jim Boothe, Jr., 16.5 ppg. & 3.6 rpg. & 3.7 apg.  
 G – Louis Vonderbrink, Sr., 8.4 ppg. & 4.3 rpg.

## XU AP

	SF	W	71-40		Spring Hill
Dec. 6	SF	W	80-47		Wabash
Dec. 14	A	W	88-65		Eastern Kentucky
	W	90-52			Georgetown (Ky.)
Dec. 30	N1	W	84-63		Niagara
Dec. 31	N1	W	95-86		St. Bonaventure
Jan. 1	N1	W	92-67		Georgia Tech
Jan. 5	SF	L	72-73		Western Kentucky
Jan. 10	N2	L	73-84		Seton Hall
	A	W	84-57		Loyola (Md.)
	A	W	71-70		Villanova
Jan. 17	CG	L	66-71		Cincinnati
Jan. 21	A	L	73-81	#2	Dayton
	A	W	75-54		Loyola (La.)
	A	W	70-47		Spring Hill
Feb. 2	A	L	75-77		Miami (Fla.)
Feb. 4	SF	L	76-77		Miami (Ohio)
Feb. 8	A	W	79-72	#20	Cincinnati (OT)
Feb. 10	SF	W	92-78		St. Francis (Pa.)
Feb. 13	SF	W	99-59	#5	Louisville
Feb. 16	A	L	65-74		Western Kentucky
Feb. 19	CG	L	75-85	#2	Dayton
Feb. 23	SF	W	93-72		Eastern Kentucky
Feb. 29	A	L	70-83	#6	Louisville
Mar. 3	A	L	91-96		Miami (Ohio)
	W	85-67			Stebensburg

## NIT-NEW YORK

Mar. 17	N2	W	84-80		Saint Louis
Mar. 20	N2	L	68-72	#3	Dayton

N1 - Buffalo, N.Y.

N2 - Madison Square Garden (New York, N.Y.)

## 1956-57 (20-8)

F – Corny Freeman, So., 15.5 ppg. & 18.8 rpg.  
 F – Joe Viviano, So., 13.2 ppg. & 10.1 rpg.  
 C – Frank Tartaron, Jr., 8.3 ppg. & 7.5 rpg.  
 G – Hank Stein, So., 13.5 ppg. & 2.3 rpg.  
 G – Jim Boothe, Sr., 11.3 ppg. & 1.9 rpg. & 2.2 apg.

## XU AP

Dec. 2	SF	W	88-59		St. Joseph's (Ind.)
Dec. 6	SF	W	111-61		Spring Hill
Dec. 9	SF	W	73-58		Bellarmine
Dec. 13	A	L	86-93		Wichita State (2OT)
Dec. 15	A	L	71-92		#5 S.M.U.

YEAR-BY-YEAR SCORES

Table of basketball scores from Dec 19 to Mar 11, including columns for date, conference, result, and score. Opponents include Georgetown (Ky.), Minnesota, Cornell, #14 Western Kentucky, Iona, Cincinnati, Dayton, Ohio, Centenary, Loyola (Md.), Miami (Ohio), Loyola (La.), Cincinnati, #8 Louisville, Dayton, Manhattan, Toledo, Western Kentucky, Miami (Ohio), #13 Temple, and St. Francis (Pa.).

Table of basketball scores from Mar 16 to Mar 11, including columns for date, conference, result, and score. Opponents include Seton Hall, Bradley, N1 - Buffalo, N.Y., N2 - Madison Square Garden (New York, N.Y.), and N3 - Chicago, Ill.

1957-58 (19-11)



Jim McCafferty Head Coach



NATIONAL INVITATION TOURNAMENT CHAMPIONS \* FIRST NATIONAL CHAMPIONSHIP BY AN OHIO DIVISION I COLLEGE OR UNIVERSITY

F - Joe Viviano, Jr., 18.1 ppg. & 12.6 rpg.
F - Tony Olberding, Sr.
C - Frank Tartaron, Sr.
G - Hank Stein, Jr., 15.5 ppg. & 2.6 rpg.
G - Bowyer "Ducky" Castelle, So., 9.9 ppg.

Table of basketball scores from Dec 1 to Mar 8, including columns for date, conference, result, and score. Opponents include St. Joseph's (Ind.), John Carroll, Bellarmine, Marshall, #19 Cincinnati, Fordham, Villa Madonna, Regis, Louisville (3 OT), Miami (Ohio), Iona, Saint Joseph's, Western Kentucky, Toledo, La Salle, #16 Dayton, Loyola of Chicago, Florida State, Louisville, Marshall, Ohio, #14 Dayton, St. Francis (Pa.), Western Kentucky, Miami (Ohio), #3 Cincinnati, and Niagara.

NIT-NEW YORK

Table of basketball scores from Mar 15 to Mar 22, including columns for date, conference, result, and score. Opponents include Niagara, Bradley, St. Bonaventure, #11 Dayton(Finals)(OT), N1 - UC Fieldhouse, Cincinnati, Ohio, and N2 - Madison Square Garden (New York, N.Y.).

1958-59 (12-13)

F - Joe Viviano, Sr., 17.0 ppg. & 9.8 rpg.
G - Hank Stein, Sr., 13.7 ppg. & 2.2 rpg.
G - Bowyer "Ducky" Castelle, Jr., 10.1 ppg. & 3.7 rpg.
C - Ron Nicolai, So., 6.8 ppg. & 9.8 rpg.
F - Rich Piontek, Jr., 7.7 ppg. & 10.5 rpg.

XU AP

Table of basketball scores from Dec 2 to Mar 8, including columns for date, conference, result, and score. Opponents include John Carroll, New Mexico State, Iona, Detroit, #16 Seattle, Marquette, Oregon, Oklahoma City, Bowling Green, Louisville, Miami (Ohio), Louisville, Dayton, #6 Cincinnati, Georgetown, Notre Dame, St. Francis (Pa.), #14 Seattle, Montana State, Western Kentucky, #13 Marquette, Western Kentucky, La Salle, Miami (Ohio), Dayton, N1 - Madison Square Garden (New York, N.Y.), N2 - Oklahoma City, Okla., and N3 - Chicago, Ill.

NIT-NEW YORK

Table of basketball scores from Mar 15 to Mar 22, including columns for date, conference, result, and score. Opponents include Niagara, Bradley, St. Bonaventure, #11 Dayton(Finals)(OT), N1 - UC Fieldhouse, Cincinnati, Ohio, and N2 - Madison Square Garden (New York, N.Y.).

Table of basketball scores from 1959-60 (17-9) and 1960-61 (17-10), including columns for date, conference, result, and score. Opponents include Marian, Bellarmine, St. Bonaventure, Detroit, Seattle, The Citadel, St. Mary's (Texas), New Mexico, Florida, #15 Miami (Fla.), Creighton, Dayton, Miami (Ohio), Louisville, Miami (Ohio), Western Kentucky, Loyola of Chicago, Portland, Louisville, #18 Western Kentucky, #20 Detroit, Marquette, Regis, Dayton, Marquette, #1 Cincinnati, N1 - Fort Wayne, Ind., and N2 - Miami, Fla.

1960-61 (17-10)

NCAA TOURNAMENT
F - Leo McDermott, So., 12.2 ppg. & 6.8 rpg.
F - Ron Nicolai, Sr., 5.4 ppg. & 6.5 rpg.
C - Jack Thobe, Jr., 17.5 ppg. & 10.7 rpg.
G - Bill Kirvin, Jr., 16.2 ppg. & 3.4 rpg. & 4.7 apg.
G - Jim Enright, Jr., 9.3 ppg. & 2.2 rpg. & 4.3 apg.

XU AP

Table of basketball scores from Dec 2 to Mar 11, including columns for date, conference, result, and score. Opponents include Marian, Bellarmine, Louisville, St. Bonaventure, Loyola Marymount, St. Mary's (Texas), Gonzaga, Colorado State, Yale, St. Joseph's, #5 Louisville, Western Kentucky, Dayton, Western Kentucky, Detroit, Marquette (OT), Miami (Ohio), Iona, Canisius, Dayton, Miami (Ohio), #3 Cincinnati, Marquette, and Loyola of Chicago.

Table of basketball scores for the 1961-62 season, including columns for date, conference, result, and score. Opponents include Morehead State, N1 - Detroit, Mich., N2 - Madison Square Garden, New York, N.Y., and N3 - Kentucky State Fairgrounds, Louisville, Ky.

1961-62 (14-12)

F - Jack Thobe, Sr., 14.6 ppg. & 7.3 rpg.
G - Bill Kirvin, Sr., 13.5 ppg. & 3.1 rpg. & 4.0 apg.
C - Bob Pelkington, So., 11.8 ppg. & 11.7 rpg.
G - Frank Pinchback, Sr., 11.1 ppg. & 8.2 rpg.
F - Joe Geiger, So., 11.0 ppg. & 7.4 rpg.

XU AP

Table of basketball scores from Dec 3 to Mar 10, including columns for date, conference, result, and score. Opponents include Bellarmine, Marian, St. Bonaventure, Detroit, Illinois, #3 Providence, #4 Kansas State, Tennessee, Western Kentucky, Dayton, Ohio Wesleyan, Canisius, #6 Villanova, Louisville, Miami (Ohio), Detroit, Saint Joseph's, Dayton, Marquette, Louisville, Portland, Western Kentucky, #2 Cincinnati, Miami (Ohio), Loyola of Chicago, Marquette, N1 - Lexington, Ky., and #2 Cincinnati.

1962-63 (12-16)

F - Joe Geiger, Jr., 11.1 ppg. & 7.9 rpg.
F - Leo McDermott, Sr., 8.8 ppg. & 4.4 rpg.
C - Bob Pelkington, Jr., 15.3 ppg. & 16.2 rpg. & 3.4 apg.
G - Steve Thomas, So., 16.1 ppg. & 3.1 rpg.
G - Joe McNeil, So., 4.9 ppg. & 2.4 rpg.

XU AP

Table of basketball scores from Dec 1 to Feb 13, including columns for date, conference, result, and score. Opponents include Marian, Tennessee, Canisius, Detroit, Gannon, Jacksonsville, Seattle, St. Bonaventure, Hanover, Auburn, #10 Mississippi State, Dayton, Detroit, Marquette, Louisville, Miami (Ohio), Kentucky, Santa Clara, Bellarmine, Dayton, Miami (Ohio), Louisville (OT), and Louisville (OT).

# YEAR-BY-YEAR SCORES

Feb. 18	SF	W	96-68	Villa Madonna
Feb. 23	A	L	59-73	Villanova
Feb. 26	CG	L	61-72	#1 Cincinnati
Mar. 2	SF	L	67-80	Marquette
National Catholic Tournament				
Mar. 8	N2	W	80-67	Creighton
Mar. 9	N2	W	89-75	St. Bonaventure (Finals)
N1-New Orleans, La.				
N2-Louisville, Ky.				

## 1963-64 (16-10)



**Don Ruberg**  
Head Coach

- F – Bryan Williams, So., 12.7 ppg. & 5.1 rpg.
- F – Joe Geiger, Sr., 19.3 ppg. & 11.2 rpg.
- C – Bob Pelkington, Sr., 13.1 ppg. & 21.8 rpg. & 3.4 app.
- G – Steve Thomas, Jr., 30.0 ppg. & 3.6 rpg.
- G – Joe McNeil, Jr., 6.9 ppg. & 3.3 rpg.

				XU AP	
Dec. 1	SF	W	101-77	Marian	
Dec. 4	SF	W	69-57	Tennessee	
Dec. 10	SF	L	69-76	Central State	
Dec. 14	A	L	82-87	St. Bonaventure	
Dec. 16	SF	W	102-66	Villa Madonna	
Dec. 20	A	W	76-75	Saint Joseph's	
Dec. 26	N1	W	69-68	Miami (Ohio)	
Dec. 28	N1	L	80-86	DePaul	
Dec. 30	SF	W	83-71	Tulsa	
Jan. 4	A	W	103-94	Dayton	
Jan. 6	SF	W	121-113	Detroit	
Jan. 11	A	W	83-81	Marquette	
Jan. 15	SF	W	80-79	Louisville	
Jan. 18	SF	L	88-90	#9 Villanova	
Jan. 26	A	L	76-83	Duquesne	
Jan. 28	SF	W	104-84	Canisius	
Feb. 1	SF	W	82-81	Dayton	
Feb. 8	SF	L	85-97	Miami (Ohio)	
Feb. 9	SF	W	85-73	Catholic	
Feb. 12	A	L	91-97	Louisville	
Feb. 15	A	W	114-112	Detroit	
Feb. 18	SF	W	116-99	St. Francis (Pa.)	
Feb. 22	A	L	85-96	Miami (Ohio)	
Feb. 25	A	W	99-86	Memphis	
Mar. 4	CG	L	92-94	Cincinnati	
Mar. 7	SF	L	95-98	Marquette	
N1-Buffalo, N.Y.					

## 1964-65 (10-15)

- F – Bryan Williams, Jr., 14.3 ppg. & 7.0 rpg.
- F – Jim Hengehold, So., 12.2 ppg. & 5.8 rpg.
- C – Ben Cooper, Jr., 14.1 ppg. & 13.1 rpg.
- \*G – Steve Thomas, Sr., 28.9 ppg. & 3.6 rpg.
- G – Joe McNeil, Sr., 5.2 ppg. & 2.5 rpg. & 2.5 app.
- \* Played only 14 game due to injury.

				XU AP	
Dec. 5	A	L	89-93	#16 Villanova	
Dec. 7	SF	W	96-66	Union (Ky.)	
Dec. 12	A	L	85-91	Canisius	
Dec. 14	A	L	110-123	Detroit	
Dec. 19	SF	L	76-80	Kent State (OT)	
Dec. 23	SF	W	100-78	St. Bonaventure	
Dec. 28	N1	W	93-87	LSU	
Dec. 29	A	L	75-90	Oklahoma City	
Dec. 30	N1	L	103-115	Brigham Young	
Jan. 4	SF	L	79-83	Dayton	
Jan. 7	SF	W	94-79	Loyola (La.)	
Jan. 9	A	L	73-80	Marquette	
Jan. 13	SF	W	99-87	St. Francis (Pa.)	
Jan. 23	SF	W	96-90	Duquesne	
Jan. 25	SF	L	92-108	Detroit	
Jan. 27	SF	W	72-63	Loyola Marymount	
Jan. 30	SF	L	78-93	#3 Saint Joseph's	
Feb. 3	A	L	81-112	Dayton	
Feb. 8	A	L	68-97	Miami (Ohio)	
Feb. 13	A	W	77-63	Catholic University	
Feb. 16	A	L	65-80	Tulsa	
Feb. 20	SF	L	62-82	Miami (Ohio)	
Feb. 24	SF	W	95-74	Memphis State	
Feb. 27	SF	W	56-55	Marquette	
Mar. 3	CG	L	72-102	Cincinnati	
N1-Oklahoma City, Okla.					

## 1965-66 (13-13)

- F – Bob Quick, So., 20.0 ppg. & 11.6 rpg.
- F – Bryan Williams, Sr., 12.8 ppg. & 4.6 rpg. & 2.8 app.
- C – Jim Lacey, So., 10.1 ppg. & 7.0 rpg.
- G – Tim O'Connell, So., 12.5 ppg. & 2.4 rpg.
- G – Dave Lynch, Jr., 5.2 ppg. & 3.7 rpg.

				XU AP	
Dec. 4	SF	W	115-83	Aquinas (Mich.)	
Dec. 6	SF	W	87-65	Union (Ky.)	
Dec. 8	SF	W	94-73	Canisius	
Dec. 11	A	L	72-92	St. Bonaventure	
Dec. 13	A	L	86-105	Detroit	
Dec. 18	SF	L	81-90	Fairfield	
Dec. 20	SF	W	104-81	The Citadel	
Dec. 28	N1	L	81-82	Wichita State	
Dec. 29	N1	W	98-86	Texas A&M	
Dec. 30	N1	W	90-86	Wyoming	
Jan. 3	A	L	79-105	Dayton	
Jan. 8	A	L	64-103	Marquette	
Jan. 12	SF	L	82-90	Villanova	
Jan. 15	SF	W	113-85	St. Francis (Pa.)	
Jan. 22	SF	W	77-72	Villa Madonna	
Jan. 24	SF	L	87-95	Detroit	
Jan. 29	A	W	110-107	Memphis	
Jan. 31	A	W	76-74	Loyola (La.)	
Feb. 5	SF	L	68-76	Miami (Ohio)	
Feb. 9	SF	L	73-76	Dayton	
Feb. 11	A	W	85-76	Kent State	
Feb. 13	A	W	79-75	Duquesne	
Feb. 16	SF	W	82-78	Marquette	
Feb. 21	A	L	72-76	Miami (Ohio)	
Feb. 26	A	L	83-101	#7 Saint Joseph's	
Mar. 3	CG	L	62-67	#10 Cincinnati	
N1-Oklahoma City, Okla.					

## 1966-67 (13-13)

- F – Bob Quick, Jr., 19.3 ppg. & 10.5 rpg.
- F – Jim Hengehold, Sr., 9.5 ppg. & 4.8 rpg.
- C – Luther Rackley, So., 15.0 ppg. & 12.6 rpg.
- G – Tim O'Connell, Jr., 13.2 ppg. & 2.0 rpg.
- G – Joe Pangrazio, Jr., 6.8 ppg. & 2.1 rpg. & 2.3 app.

				XU AP	
Dec. 2	A	W	69-65	Air Force	
Dec. 3	A	L	52-100	Kansas	
Dec. 6	SF	W	78-70	Union (Ky.)	
Dec. 10	SF	W	104-89	Detroit	
Dec. 12	SF	W	87-39	Tampa	
Dec. 14	SF	W	97-80	St. Bonaventure	
Dec. 17	SF	W	101-78	Kent State	
Dec. 20	SF	W	71-68	Miami (Ohio)	
Dec. 27	A	L	88-107	Utah State	
Dec. 29	N1	W	96-92	Wyoming	
Dec. 30	A	L	79-91	Seattle	
Jan. 4	SF	L	72-75	Dayton	
Jan. 7	A	W	84-78	Detroit	
Jan. 9	SF	W	61-57	Duquesne	
Jan. 14	A	L	69-87	Marquette	
Jan. 18	A	L	59-75	Villanova	
Jan. 21	SF	W	88-78	Memphis	
Jan. 30	SF	W	56-55	Villa Madonna	
Feb. 1	SF	L	80-87	Saint Joseph's	
Feb. 4	A	L	49-67	Miami (Ohio)	
Feb. 8	A	L	66-70	Dayton	
Feb. 11	A	L	60-71	DePaul	
Feb. 15	SF	L	69-71	Marquette	
Feb. 18	A	L	72-77	Canisius	
Feb. 27	SF	W	95-79	Chattanooga	
Mar. 3	CG	L	69-79	Cincinnati (OT)	
N1 - Seattle, Wash.					

## 1967-68 (10-16)



**George Krajack**  
Head Coach

- F – Bob Quick, Sr., 23.7 ppg. & 14.0 rpg.
- F – Tom Schlager, Jr., 6.6 ppg. & 4.6 rpg.
- F – Tom Rohling, Jr., 10.4 ppg. & 9.4 rpg.
- G – John Zeides, Jr., 11.2 ppg. & 1.8 rpg.
- G – Joe Pangrazio, Sr., 7.4 ppg. & 2.

				XU AP	
Dec. 1	SF	W	85-78	Villa Madonna	
Dec. 4	SF	L	85-87	Utah State	
Dec. 6	A	L	76-111	#9 Kentucky	
Dec. 9	A	L	84-85	Detroit	
Dec. 11	A	L	69-93	St. Bonaventure	
Dec. 20	SF	L	69-80	Loyola Marymount	
Dec. 22	SF	W	92-65	Canisius	
Dec. 27	N1	L	75-87	Brigham Young	
Dec. 29	N1	W	101-84	Idaho State	
Dec. 30	N1	L	70-81	Fordham	
Jan. 3	SF	L	80-83	Dayton	
Jan. 9	A	L	60-71	Saint Joseph's	
Jan. 13	SF	L	62-63	Villanova	
Jan. 15	SF	W	84-81	Detroit	

Jan. 18	SF	L	65-72	Miami (Ohio)
Jan. 20	SF	W	99-83	Northern Illinois
Jan. 27	SF	W	96-72	Loyola (La.)
Jan. 31	SF	W	97-78	DePaul
Feb. 4	SF	W	87-68	Georgetown
Feb. 7	A	L	56-64	Dayton
Feb. 10	A	L	57-72	Marquette
Feb. 12	SF	L	60-64	Fairfield
Feb. 18	A	L	67-85	Duquesne
Feb. 22	A	L	52-55	Miami (Ohio)
Feb. 26	SF	W	88-83	Marquette (OT)
Mar. 5	CG	W	72-71	Cincinnati
N1 - Oklahoma City, Okla.				

## 1968-69 (10-16)

- F – Tom Schlager, Sr., 10.4 ppg. & 4.6 rpg.
- F – Don Darby, Jr., 4.2 ppg. & 5.2 rpg.
- C – Luther Rackley, Sr., 17.5 ppg. & 14.0 rpg.
- G – Chris Hall, Jr., 10.9 ppg. & 2.4 rpg. & 2.7 app.
- G – John Zeides, Sr., 10.4 ppg. & 2.2 rpg.

				XU AP	
Nov. 30	A	L	77-115	#3 Kentucky	
Dec. 2	SF	W	79-66	Thomas More	
Dec. 5	SF	W	68-66	Union (Ky.)	
Dec. 9	A	L	56-79	#4 Kansas	
Dec. 14	SF	L	67-76	Saint Joseph's	
Dec. 16	SF	W	72-70	Old Dominion	
Dec. 20	SF	W	81-71	Loyola Marymount	
Dec. 22	SF	L	58-77	Duquesne	
Dec. 27	N1	W	75-67	West Florida	
Dec. 28	N1	L	73-75	Auburn	
Jan. 4	SF	W	59-55	Dayton	
Jan. 8	CG	L	50-52	#19 Cincinnati	
Jan. 11	A	L	69-82	#20 Marquette	
Jan. 13	A	L	77-86	DePaul	
Jan. 18	A	L	84-98	Detroit	
Jan. 25	SF	W	93-69	Air Force	
Jan. 27	A	L	64-72	#20 Dayton	
Jan. 30	A	L	45-60	Miami (Ohio)	
Feb. 3	SF	L	69-71	St. Bonaventure	
Feb. 10	A	L	63-77	Georgetown	
Feb. 12	SF	W	59-51	Miami (Ohio)	
Feb. 15	SF	W	104-67	Detroit	
Feb. 18	SF	L	54-67	#20 Marquette	
Feb. 20	SF	W	121-70	Samford	
Feb. 22	A	L	66-76	Canisius	
Feb. 24	A	L	75-79	#11 Villanova	
N1 - Mobile, Ala.					

## 1969-70 (5-20)

- F – Jerry Helmers, So., 17.5 ppg. & 8.4 rpg.
- F – Tom Binegar, So., 13.3 ppg. & 6.2 rpg.
- F – Don Darby, Sr., 5.5 ppg. & 6.4 rpg.
- G – Rick Reder, Sr., 10.8 ppg. & 3.1 rpg.
- G – Doug Alt, So., 11.2 ppg. & 1.5 rpg.

				XU AP	
Dec. 1	SF	L	64-85	Thomas More	
Dec. 6	A	L	74-83	Saint Joseph's	
Dec. 8	A	L	69-82	#20 St. Bonaventure	
Dec. 12	SF	L	71-72	Hanover	
Dec. 15	SF	L	73-89	Old Dominion	
Dec. 19	N1	W	75-68	New York Univ.	
Dec. 20	N1	L	89-101	Oklahoma	
Dec. 23	SF	L	83-91	Niagara	
Jan. 3	SF	L	76-94	Dayton	
Jan. 7	SF	L	71-73	DePaul	
Jan. 10	A	L	80-81	Air Force	
Jan. 12	A	W	80-76	TCU	
Jan. 18	SF	L	73-78	Detroit	
Jan. 24	A	L	73-82	#8 Marquette	




# YEAR-BY-YEAR SCORES

Jan. 26	A	L	80-88	Northern Illinois
Jan. 31	A	W	70-67	Detroit
Feb. 4	A	L	78-90	Dayton
Feb. 7	SF	W	98-71	Bellarmine
Feb. 9	SF	W	76-69	Canisius
Feb. 15	SF	L	79-96	Villanova
Feb. 17	CG	L	72-85	Cincinnati
Feb. 21	A	L	59-66	Miami (Ohio)
Feb. 23	SF	L	73-81	#10 Marquette
Feb. 25	A	L	63-105	Duquesne
Mar. 4	SF	L	64-68	Miami (Ohio)

**1970-71 (9-17)**  
**F** – Jerry Helmers, Jr., 19.4 ppg. & 5.2 rpg.  
**F** – Conny Warren, Sr., 7.0 ppg. & 6.3 rpg.  
**C** – Bob Fullerton, Sr., 6.5 ppg. & 5.4 rpg.  
**G** – Doug Alt, Jr., 15.6 ppg. & 3.0 rpg. & 1.7 apg.  
**G** – Rusty Blossom, Jr., 5.4 ppg. & 4.1 rpg.

Dec. 1	SF	L	69-81	Aquinas (Mich.)
Dec. 5	SF	W	82-79	Bellarmine
Dec. 7	SF	W	64-50	Thomas More
Dec. 12	SF	W	93-78	Union (Ky.)
Dec. 14	A	L	62-84	#10 Villanova
Dec. 19	SF	L	68-73	The Citadel
Dec. 21	SF	W	96-84	Loyola Marymount
Dec. 29	N1	L	73-86	Auburn
Dec. 30	N1	W	82-66	Tulane
Jan. 2	SF	W	80-65	Air Force
Jan. 4	SF	W	74-68	Charlotte
Jan. 6	SF	L	77-84	Duquesne
Jan. 9	A	L	60-91	#3 Marquette
Jan. 16	SF	L	76-78	Detroit
Jan. 25	A	L	61-73	Miami (Ohio)
Jan. 30	SF	L	74-76	Saint Joseph's
Feb. 3	SF	L	77-104	St. Bonaventure
Feb. 6	A	L	71-80	Detroit
Feb. 10	SF	W	104-75	Cleveland State
Feb. 13	A	L	50-70	Dayton
Feb. 17	CG	W	66-65	Cincinnati
Feb. 20	A	L	87-98	Canisius
Feb. 24	SF	L	72-86	Miami (Ohio)
Feb. 27	SF	L	76-82	Dayton
Mar. 3	A	L	76-84	DePaul
Mar. 6	SF	L	58-76	#2 Marquette



**Dick Campbell**  
Head Coach


**F** – Jerry Helmers, Sr., 13.9 ppg. & 4.9 rpg.  
**F** – Conny Warren, Jr., 9.6 ppg. & 10.9 rpg.  
**C** – Bob Fullerton, Jr., 14.8 ppg. & 8.0 rpg.  
**G** – Doug Alt, Sr., 9.9 ppg. & 3.0 rpg. & 2.0 apg.  
**G** – Tom Binegar, Sr., 8.6 ppg. & 3.3 rpg. & 2.0 apg.

Dec. 1	A	L	57-75	#14 Kansas
Dec. 6	SF	W	83-69	Union (Ky.)
Dec. 11	A	L	66-69	Dayton
Dec. 13	SF	W	90-88	Old Dominion
Dec. 18	A	W	71-60	Auburn
Dec. 22	SF	W	90-65	Brown
Dec. 29	N1	L	65-85	#11 Virginia
Dec. 30	N1	L	58-62	Air Force
Jan. 1	SF	W	75-69	Yale
Jan. 3	SF	W	83-70	Marian
Jan. 6	SF	W	80-70	Thomas More
Jan. 11	A	L	51-70	St. Bonaventure
Jan. 15	SF	L	60-68	#11 Villanova
Jan. 22	SF	L	66-70	Detroit
Jan. 24	A	L	57-65	Duquesne
Jan. 26	A	L	63-75	Saint Joseph's
Feb. 2	SF	W	82-62	Wisconsin-Milwaukee
Feb. 5	SF	W	77-66	Dayton
Feb. 9	A	L	59-89	#2 Marquette
Feb. 12	A	L	56-69	Detroit
Feb. 16	CG	L	71-76	Cincinnati
Feb. 23	A	L	73-84	Miami (Ohio)
Feb. 26	SF	W	71-62	DePaul
Feb. 28	SF	L	55-63	#2 Marquette
Mar. 4	SF	W	78-74	Miami (Ohio) (OT)
Mar. 6	SF	W	68-67	Canisius

**1972-73 (3-23)**  
**F** – Conny Warren, Sr., 15.0 ppg. & 11.4 rpg.  
**F** – Pete Accetta, Sr., 5.8 ppg. & 3.2 rpg.  
**C** – Bob Fullerton, Sr., 12.0 ppg. & 6.7 rpg.  
**G** – Steve Penhorwood, Jr., 8.6 ppg. & 3.3 rpg.  
**G** – Jim Rippe, Sr., 7.5 ppg. & 2.3 rpg. & 3.0 apg.

Dec. 1	SF	W	91-56	Wheeling
Dec. 4	SF	L	64-65	Thomas More
Dec. 9	A	L	73-114	#20 Houston
Dec. 11	A	L	54-61	Kansas
Dec. 16	A	L	52-70	#4 Marquette
Dec. 19	SF	W	67-60	Auburn
Dec. 22	N1	L	65-75	Southern Illinois
Dec. 23	N1	L	59-60	VMI
Jan. 3	SF	L	67-75	Miami (Ohio)
Jan. 6	CG	L	82-98	Dayton
Jan. 13	SF	L	73-79	Detroit
Jan. 15	SF	L	76-79	Old Dominion
Jan. 20	A	W	74-73	Canisius
Jan. 29	CG	L	61-90	#10 Marquette
Feb. 1	SF	L	67-76	Wisconsin-Milwaukee
Feb. 3	A	L	68-94	Notre Dame
Feb. 7	A	L	67-89	DePaul
Feb. 10	A	L	81-83	Detroit
Feb. 14	SF	L	63-68	St. Bonaventure
Feb. 17	SF	L	65-78	Saint Joseph's
Feb. 19	A	L	53-54	Miami (Ohio)
Feb. 21	CG	L	68-78	Cincinnati
Feb. 24	A	L	45-56	Air Force
Feb. 28	SF	L	73-89	Duquesne
Mar. 3	A	L	81-87	Dayton
Mar. 5	A	L	77-92	Villanova

N1 - Las Cruces, N.M.



**Tay Baker**  
Head Coach

**F** – Mike Plunkett, Sr., 14.0 ppg. & 7.0 rpg.  
**F** – Gary Deidrick, Jr., 10.6 ppg. & 3.4 rpg.  
**F** – Pete Accetta, Jr., 10.5 ppg. & 6.1 rpg.  
**C** – Jerry Foley, Jr., 9.7 ppg. & 6.6 rpg.  
**G** – Ron Laker, Sr., 4.1 ppg. & 2.7 rpg. & 2.5 apg.

Dec. 1	SF	W	88-48	Aquinas (Mich.)
Dec. 5	SF	W	77-42	IUPUI
Dec. 8	SF	W	56-54	Thomas More
Dec. 10	A	L	61-77	Michigan
Dec. 15	A	L	67-93	St. Bonaventure
Dec. 21	A	L	55-68	#6 Marquette
Dec. 28	A	L	70-82	Furman
Dec. 29	N1	L	64-65	Delaware
Jan. 2	SF	L	53-73	#6 Marquette
Jan. 5	SF	W	77-66	Loyola of Chicago
Jan. 9	SF	L	52-62	Dayton
Jan. 12	A	L	44-87	#2 Notre Dame
Jan. 24	A	L	83-86	Old Dominion (OT)
Jan. 26	A	L	71-77	Saint Joseph's
Jan. 28	SF	L	73-91	Brown
Jan. 30	SF	W	70-67	Canisius
Feb. 2	SF	W	58-55	Air Force
Feb. 5	SF	W	75-72	Wheeling
Feb. 9	SF	L	70-77	DePaul
Feb. 16	A	L	78-79	Detroit
Feb. 20	CG	L	56-68	Cincinnati
Feb. 23	A	L	55-86	Dayton
Feb. 25	SF	W	80-67	Detroit
Mar. 2	SF	L	58-67	Miami (Ohio)
Mar. 4	SF	L	74-79	Villanova
Mar. 7	A	L	40-73	Duquesne

N1 - Greenville, S.C.

**1974-75 (11-15)**  
**F** – Mike Plunkett, Jr., 15.9 ppg. & 8.3 rpg.  
**F** – Pete Accetta, Sr., 11.7 ppg. & 6.0 rpg.  
**F** – Jerry Foley, Sr., 9.2 ppg. & 7.2 rpg.  
**C** – Joe Sunderman, Fr., 5.8 ppg. & 4.8 rpg.  
**G** – Jim Rippe, Sr., 10.2 ppg. & 1.3 rpg. & 2.2 apg.

Nov. 30	SF	W	77-57	Berea College
Dec. 4	SF	W	88-43	IUPUI
Dec. 7	A	L	66-75	Dayton
Dec. 11	SF	W	105-49	Union (Ky.)
Dec. 14	SF	W	76-68	Thomas More
Dec. 18	SF	L	63-68	Morehead State
Dec. 21	A	L	68-70	Canisius
Dec. 26	A	L	68-70	Oklahoma City
Dec. 28	N1	L	57-60	Wyoming
Dec. 29	N1	W	67-69	Niagara

Jan. 4	A	L	62-67	Loyola of Chicago
Jan. 8	SF	W	76-62	Walsh College
Jan. 20	A	L	51-54	Air Force
Jan. 25	SF	W	87-84	Detroit
Jan. 29	SF	L	55-73	#13 Marquette
Feb. 1	A	L	58-96	#16 Notre Dame
Feb. 5	SF	W	70-66	Wheeling
Feb. 8	A	L	55-78	#11 Marquette
Feb. 12	SF	W	72-62	St. Bonaventure (OT)
Feb. 15	SF	W	64-60	Northern Kentucky
Feb. 19	SF	L	67-78	Dayton
Feb. 22	A	L	59-70	Detroit
Feb. 26	CG	L	57-66	Cincinnati
Mar. 1	A	L	59-86	Miami (Ohio)
Mar. 3	SF	W	77-72	St. Joseph's (Ind.)
Mar. 5	SF	L	68-74	Cleveland State

N1 - Oklahoma City, Okla.

**1975-76 (14-12)**  
**F** – Dale Haarman, Jr., 14.6 ppg. & 7.1 rpg.  
**F** – Mike Plunkett, Sr., 10.2 ppg. & 5.9 rpg.  
**C** – Joe Sunderman, Sr., 7.8 ppg. & 6.9 rpg.  
**G** – Garry Whitfield, Jr., 16.3 ppg. & 3.7 rpg. & 2.9 apg.  
**G** – Nick Daniels, Sr., 15.0 ppg. & 7.1 rpg.

Nov. 29	A	L	64-81	Purdue
Dec. 3	SF	W	100-64	Centre
Dec. 6	SF	W	104-84	Thomas More
Dec. 8	SF	W	76-65	Union (Ky.)
Dec. 12	A	W	78-77	Marshall (OT)
Dec. 13	N1	L	71-79	Kent State
Dec. 17	SF	W	75-59	Loyola of Chicago
Dec. 20	A	L	64-94	Detroit
Dec. 22	A	L	78-82	Cleveland State
Jan. 3	A	L	71-80	Dayton
Jan. 7	SF	W	82-64	Canisius
Jan. 10	SF	W	109-96	Saint Joseph's (2 OT)
Jan. 17	CG	L	79-90	#15 Notre Dame
Jan. 19	A	L	48-82	#3 Marquette
Jan. 24	SF	W	67-64	Navy
Jan. 31	SF	L	65-66	Air Force
Feb. 4	SF	W	95-73	Wheeling
Feb. 7	A	L	61-66	Saint Louis
Feb. 11	A	W	65-64	Morehead State
Feb. 14	SF	W	82-80	Detroit (OT)
Feb. 18	RC	L	74-81	#13 Cincinnati
Feb. 21	SF	W	72-70	Northern Kentucky (OT)
Feb. 24	SF	W	90-76	IUPUI
Feb. 28	SF	L	75-77	Dayton
Mar. 2	SF	W	98-86	Duquesne
Mar. 5	SF	L	49-74	#12 Marquette

N1 - Huntington, W.Va.

**1976-77 (10-17)**  
**F** – Dale Haarman, Sr., 13.3 ppg. & 5.3 rpg. & 2.6 apg.  
**F** – Steve Spivery, Sr., 10.4 ppg. & 7.9 rpg.  
**G** – Garry Whitfield, Sr., 12.7 ppg. & 2.1 rpg.  
**G** – Nick Daniels, Sr., 10.7 ppg. & 5.2 rpg.  
**G** – Keith Walker, Fr., 5.2 ppg. & 2.0 rpg.

Dec. 1	SF	W	78-57	Centre
Dec. 4	SF	W	113-70	Union (Ky.)
Dec. 7	SF	W	72-70	Thomas More
Dec. 10	N1	L	44-46	Niagara
Dec. 11	N1	L	61-63	Seattle
Dec. 15	SF	W	89-79	Evansville
Dec. 21	A	L	73-97	#19 Tennessee
Dec. 23	A	W	66-60	Butler (OT)
Dec. 28	A	L	74-84	#16 Maryland
Dec. 29	N2	L	80-86	Duquesne

# YEAR-BY-YEAR SCORES

Jan. 5	SF	W	82-56	Campbellsville (Ky.)
Jan. 8	A	L	59-75	Dayton
Jan. 12	A	L	69-74	Loyola of Chicago
Jan. 15	SF	L	62-63	Ashland
Jan. 22	A	L	43-85	#8 Marquette
Jan. 29	SF	W	74-73	Transylvania (OT)
Feb. 1	A	L	72-83	Air Force (2OT)
Feb. 5	SF	L	76-85	#20 Detroit
Feb. 7	A	L	63-94	Notre Dame
Feb. 12	SF	W	70-66	Wheeling
Feb. 16	RC	L	68-77	#10 Cincinnati
Feb. 19	SF	W	57-56	Saint Louis
Feb. 23	SF	W	67-65	Northern Kentucky
Feb. 26	A	L	66-91	#16 Detroit
Mar. 2	SF	L	65-73	Cleveland State
Mar. 5	SF	L	48-86	Dayton
Mar. 7	SF	L	57-67	Miami (Ohio)

**1977-78 (13-14)**  
**F – Gary Massa, Fr., 14.5 ppg. & 4.2 rpg.**  
**F – Dave Payton, Jr., 6.4 ppg. & 6.9 rpg.**  
**C – Joe Sunderman, Jr., 5.9 ppg. & 4.8 rpg.**  
**G – Nick Daniels, Jr., 16.7 ppg. & 4.8 rpg.**  
**G – Keith Walker, So., 7.6 ppg. & 1.7 rpg. & 5.3 apg.**  
**Note: 6th man Steve Spivery (Jr.) led the team at 8.0 rpg.**

<b>XU AP</b>				
Nov. 26	A	L	82-90	#12 Purdue
Nov. 30	SF	L	78-79	Hanover
Dec. 3	A	L	61-62	Miami (Ohio)
Dec. 7	SF	W	63-53	Thomas More
Dec. 10	A	L	55-61	Butler
Dec. 13	SF	W	54-52	Ohio Wesleyan
Dec. 16	A	L	75-100	Houston
Dec. 17	N1	W	65-58	Rice
Dec. 21	A	W	60-56	Cleveland State
Jan. 3	SF	W	76-55	Anderson (Ind.)
Jan. 5	SF	W	89-68	Kenyon
Jan. 7	SF	W	58-56	Dayton
Jan. 9	SF	W	107-72	John Carroll
Jan. 14	SF	L	58-59	Northern Kentucky
Jan. 21	SF	W	73-48	Centre
Jan. 24	A	L	62-78	#2 Marquette
Feb. 1	A	W	69-60	Valparaiso
Feb. 4	A	L	74-80	Detroit
Feb. 8	SF	W	72-68	Wheeling (OT)
Feb. 11	SF	L	52-57	Loyola of Chicago
Feb. 13	RC	L	54-59	Cincinnati
Feb. 18	SF	L	75-76	Valparaiso (OT)
Feb. 20	CG	L	53-75	#2 Marquette
Feb. 22	SF	W	68-60	Butler
Feb. 25	SF	L	77-82	#16 Detroit
Feb. 26	SF	W	82-58	Southwestern
Feb. 28	A	L	62-90	Dayton

**1978-79 (14-13)**  
**F – Gary Massa, So., 11.8 ppg. & 3.5 rpg.**  
**F – Dave Payton, Sr., 7.1 ppg. & 5.9 rpg.**  
**C – Joe Sunderman, Sr., 9.6 ppg. & 8.6 rpg.**  
**G – Nick Daniels, Sr., 21.2 ppg. & 5.3 rpg.**  
**G – Keith Walker, Jr., 8.3 ppg. & 2.3 rpg. & 5.4 apg.**

<b>XU AP</b>				
Nov. 25	SF	W	100-68	Otterbein
Nov. 29	CG	L	58-66	Purdue
Dec. 3	SF	W	77-63	Thomas More
Dec. 9	SF	W	107-77	Morehead State
Dec. 11	A	L	73-89	Loyola of Chicago
Dec. 13	SF	W	72-62	Ohio Wesleyan

Dec. 15	N1	W	75-68	#12 Southern Cal
Dec. 16	A	W	51-50	Tennessee
Dec. 30	A	L	66-67	Dayton
Jan. 3	CG	W	72-67	Miami (Ohio)
Jan. 6	SF	L	61-63	Northern Kentucky (OT)
Jan. 10	SF	L	59-74	Evansville
Jan. 13	A	W	70-59	Valparaiso
Jan. 20	A	L	50-67	#13 Marquette
Jan. 24	A	W	74-70	Detroit
Jan. 27	A	L	54-56	Butler
Feb. 1	A	L	57-66	#1 Notre Dame
Feb. 3	A	W	74-60	Evansville
Feb. 7	SF	L	69-70	Wheeling
Feb. 10	SF	L	54-76	Dayton
Feb. 12	RC	L	58-60	Cincinnati
Feb. 17	SF	W	63-60	Valparaiso
Feb. 24	SF	W	73-72	Butler
Feb. 26	SF	W	71-60	Southwestern
Feb. 28	CG	L	69-88	#18 Detroit
Mar. 3	SF	W	67-62	Air Force
Mar. 5	SF	L	67-78	Cleveland State

**1979-80 (8-18, 0-5 MCC)**



**Bob Staak**  
Head Coach



**XAVIER'S FIRST SEASON IN THE MIDWESTERN CITY CONFERENCE**

<b>XU AP</b>				
Dec. 1	SF	W	81-70	Kenyon
Dec. 4	SF	W	95-69	Thomas More
Dec. 7	A	L	66-92	#1 Indiana
Dec. 8	N1	L	67-70	Seton Hall
Dec. 12	SF	W	80-59	Ohio Wesleyan
Dec. 15	A	L	87-106	Miami (Ohio)

Dec. 28	A	L	65-82	West Virginia
Dec. 29	N2	W	74-59	Columbia
Jan. 5	A	L	84-99	Morehead State
Jan. 9	SF	L	75-88	Evansville (MCC)
Jan. 14	SF	L	77-86	Oklahoma City (MCC)
Jan. 17	RC	L	62-76	Marquette
Jan. 19	SF	W	73-59	Dayton
Jan. 21	A	L	79-98	Oral Roberts (MCC)
Jan. 23	SF	W	74-58	Union (Ky.)
Jan. 28	SF	L	79-95	Detroit
Jan. 31	A	L	75-85	Cleveland State
Feb. 4	RC	W	77-69	Cincinnati
Feb. 7	A	L	96-102	Detroit
Feb. 9	A	L	81-91	Butler (MCC)
Feb. 12	A	L	70-82	Marquette
Feb. 16	SF	L	96-102	Loyola of Chicago (MCC)
Feb. 20	RC	L	72-85	#10 Notre Dame
Feb. 23	A	W	80-75	Air Force
Feb. 26	A	L	60-73	Dayton

**MIDWESTERN CITY CONFERENCE TOURNAMENT**  
 Feb. 29 N3 L 93-102 Oklahoma City  
 N1 - Bloomington, Ind.  
 N2 - Morgantown, W.Va.  
 N3 - Evansville, Ind.

**1980-81 (12-16, 8-3 MCC)**



**XAVIER'S FIRST MIDWESTERN CITY CONFERENCE REGULAR SEASON CHAMPIONSHIP**

<b>XU AP</b>				
F – Dexter Bailey, Fr., 7.3 ppg. & 4.8 rpg.				
F – Jeff Jenkins, Fr., 6.9 ppg. & 4.6 rpg.				
C – Tom Condon, Jr., 2.8 ppg. & 3.0 rpg.				
G – Anthony Hicks, So., 16.7 ppg. & 3.2 rpg. & 4.0 rpg.				
G – Steve Wolf, So., 8.7 ppg. & 2.9 rpg.				
<b>Note: 6th man Dwight Hollins (Sr.) led the team at 5.0 rpg.</b>				
Dec. 1	SF	W	69-57	Union (Ky.)
Dec. 4	SF	W	84-72	Thomas More
Dec. 8	SF	W	83-70	Ohio Wesleyan
Dec. 10	A	L	60-65	La Salle
Dec. 13	RC	L	73-74	Miami (Ohio)
Dec. 22	A	L	62-78	#10 LSU
Dec. 29	N1	L	84-91	Boston University
Dec. 30	N1	L	47-57	TCU
Jan. 6	A	L	93-112	Holy Cross
Jan. 10	RC	L	72-74	Dayton
Jan. 12	A	W	81-76	Oral Roberts (OT) (MCC)
Jan. 14	A	L	65-83	Oklahoma City (MCC)
Jan. 17	A	L	72-73	Butler (MCC)
Jan. 19	A	L	63-73	Loyola of Chicago (MCC)
Jan. 22	SF	W	79-73	Oklahoma City (MCC)
Jan. 24	A	W	69-65	Detroit (MCC)
Jan. 26	RC	L	59-78	Marquette
Jan. 28	RC	W	73-69	Oral Roberts (MCC)

Feb. 4	A	W	63-60	Evansville (MCC)
Feb. 7	SF	W	74-62	Butler (MCC)
Feb. 10	A	L	62-78	Marquette
Feb. 14	RC	W	90-89	Loyola of Chicago (MCC)
Feb. 18	RC	L	72-79	Cincinnati
Feb. 22	A	L	64-73	Dayton
Feb. 25	SF	L	83-96	Cleveland State
Feb. 28	SF	W	59-57	Evansville (MCC)

**MIDWESTERN CITY CONFERENCE TOURNAMENT**

Mar. 7	RC	W	72-69	Evansville
Mar. 8	RC	L	76-82	Oklahoma City

N1 - Albuquerque, N.M.

**1981-82 (8-20, 1-11 MCC)**

**F – Jeff Jenkins, So., 11.8 ppg. & 5.8 rpg.**  
**F – Dexter Bailey, So., 10.6 ppg. & 7.5 rpg.**  
**C – Eddie Johnson, Fr., 4.6 ppg. & 3.2 rpg.**  
**G – Anthony Hicks, Jr., 20.4 ppg. & 3.3 rpg. & 4.3 apg.**  
**G – Steve Wolf, Jr., 10.2 ppg. & 2.3 rpg.**

<b>XU AP</b>				
Nov. 27	A	L	55-75	St. John's
Nov. 28	N1	L	68-72	Detroit (OT)
Dec. 2	SF	W	83-63	Union (Ky.)
Dec. 5	SF	L	60-66	Holy Cross
Dec. 8	A	W	72-59	Georgia State
Dec. 12	A	L	61-62	Dayton (OT)
Dec. 21	SF	W	57-56	Georgia State
Dec. 30	RC	L	71-97	Texas
Jan. 2	SF	W	69-65	Air Force (OT)
Jan. 4	SF	L	48-69	Middle Tennessee State
Jan. 9	A	L	52-82	Evansville (MCC)
Jan. 11	A	L	62-73	Butler (MCC)
Jan. 13	A	L	78-93	Cleveland State
Jan. 16	SF	L	64-73	Detroit (MCC)
Jan. 20	RC	L	50-63	Marquette
Jan. 23	SF	L	28-30	Oklahoma City (MCC)
Jan. 27	RC	W	53-51	Cincinnati
Jan. 30	A	L	67-83	Loyola of Chicago (MCC)
Feb. 1	SF	L	77-94	Oral Roberts (MCC)
Feb. 6	SF	L	73-76	Evansville (MCC)
Feb. 8	SF	W	72-53	Butler (MCC)
Feb. 13	A	L	78-82	Detroit (MCC) (OT)
Feb. 15	SF	L	80-82	Loyola of Chicago (MCC)
Feb. 20	A	L	67-70	Oklahoma City (MCC)
Feb. 22	A	L	71-91	Oral Roberts (MCC)
Feb. 27	SF	W	84-78	Central State (OT)

**MIDWESTERN CITY CONFERENCE TOURNAMENT**

Mar. 3	N2	W	74-71	Oral Roberts
Mar. 4	N2	L	69-77	Loyola of Chicago

N1 - New York, N.Y.


N2 - Tulsa, Okla.

## Did You Know?

Following the 1981-82 season, Xavier has had only one non-winning season. Xavier finished 13-15 in the 1995-96 season, the Musketeers' first season in the Atlantic 10 Conference.

# YEAR-BY-YEAR SCORES

1982-83 (22-8, 10-4 MCC)



**MIDWESTERN CITY CONFERENCE  
TOURNAMENT CHAMPIONS**  
**XAVIER'S FIRST MIDWESTERN CITY CONFERENCE  
TOURNAMENT CHAMPIONSHIP**  
**NCAA TOURNAMENT**

F – Dexter Bailey, Jr., 11.1 ppg. & 6.7 rpg.  
F – John Shimko, Jr., 6.5 ppg. & 3.5 rpg.  
C – Eddie Johnson, Sr., 6.8 ppg. & 4.5 rpg.  
G – Anthony Hicks, Sr., 14.9 ppg. & 3.6 rpg. & 4.0 app.  
G – Victor Fleming, Jr., 10.8 ppg. & 3.1 rpg.

**XU AP**

Nov. 29	SF	W	75-62	Union (Ky.)
Dec. 4	SF	W	67-57	Central State
Dec. 7	A	W	66-64	Texas (OT)
Dec. 11	A	L	53-63	Dayton
Dec. 22	SF	W	54-50	Miami (Ohio)
Dec. 30	SF	W	88-76	Thomas More
Jan. 3	A	W	58-57	Middle Tennessee State
Jan. 8	A	L	64-72	Marquette
Jan. 11	SF	W	70-49	Eastern Kentucky
Jan. 15	RC	W	85-65	Evansville (MCC)
Jan. 17	SF	W	51-49	Butler (MCC)
Jan. 22	A	W	70-56	Detroit (MCC)
Jan. 24	SF	W	84-78	Loyola of Chicago (MCC)
Jan. 26	A	L	58-73	Cincinnati
Jan. 29	A	W	76-58	Oklahoma City (MCC)
Jan. 31	A	L	71-87	Oral Roberts (MCC)
Feb. 3	SF	W	102-72	Cleveland State
Feb. 5	RC	L	60-79	Saint Louis (MCC)
Feb. 7	A	L	52-72	Butler (MCC)
Feb. 9	SF	W	109-85	La Salle
Feb. 16	A	W	70-68	Evansville (MCC)
Feb. 19	RC	W	69-61	Detroit (MCC)
Feb. 21	A	L	85-86	Loyola of Chicago (MCC)
Feb. 24	SF	W	87-79	Oral Roberts (MCC)
Feb. 26	SF	W	79-53	Oklahoma City (MCC)
Mar. 2	SF	W	76-73	Niagara
Mar. 5	A	W	94-72	Saint Louis (MCC)


**MIDWESTERN CITY CONFERENCE  
TOURNAMENT**

Mar. 10	N1	W	90-70	Detroit
Mar. 11	N1	W	82-76	Loyola of Chicago

**NCAA TOURNAMENT**

Mar. 15	N2	L	75-81	Alcorn State
N1 - Evansville, Ind.				
N2 - UD Arena, Dayton, Ohio				

1983-84 (22-11, 9-5 MCC)



**NATIONAL INVITATION TOURNAMENT QUARTERFINALIST**

F – Dexter Bailey, Sr., 9.5 ppg. & 5.82 rpg.  
F – John Shimko, Sr., 8.0 ppg. & 2.9 rpg.  
F – Jeff Jenkins, Sr., 17.0 ppg. & 5.76 rpg.  
G – Victor Fleming, Sr., 14.6 ppg. & 4.2 rpg.  
G – Ralph Lee, Sr., 6.8 ppg. & 3.8 rpg. & 4.9 app.

**XU AP**

Nov. 28	SF	W	75-37	Kenyon
Nov. 30	A	L	57-77	Tennessee
Dec. 3	SF	W	93-70	St. Joseph's (Ind.)
Dec. 6	A	W	55-50	Eastern Kentucky
Dec. 10	A	L	53-72	Miami (Ohio)
Dec. 20	N1	W	77-68	Niagara
Dec. 21	N1	W	104-82	Delaware State
Dec. 29	A	L	70-73	#11 Georgia
Jan. 3	SF	W	92-62	Central State
Jan. 7	A	W	78-58	Detroit (MCC)
Jan. 9	A	L	83-94	Loyola of Chicago (MCC)
Jan. 14	CG	W	77-42	Saint Louis (MCC)
Jan. 16	CG	W	73-50	Evansville (MCC)
Jan. 21	A	W	89-87	Oral Roberts (OT) (MCC)
Jan. 23	A	L	70-71	Oklahoma City (MCC)
Jan. 26	CG	W	72-63	Cincinnati
Jan. 28	A	L	53-55	Butler (MCC)
Feb. 2	A	L	76-87	Cleveland State
Feb. 4	CG	W	54-52	Detroit (MCC)
Feb. 6	CG	W	64-61	Loyola of Chicago (MCC)
Feb. 11	A	L	49-56	Saint Louis (OT) (MCC)
Feb. 13	A	L	67-74	Evansville (MCC)
Feb. 18	CG	W	78-76	Oral Roberts (MCC)
Feb. 20	CG	W	68-59	Oklahoma City (MCC)
Feb. 22	CG	W	82-68	Marquette (OT)
Feb. 25	CG	W	78-68	Butler (MCC)
Feb. 29	CG	W	72-61	Dayton

**MIDWESTERN CITY CONFERENCE  
TOURNAMENT**

Mar. 8	N2	W	72-60	Saint Louis
Mar. 9	N2	W	80-69	Loyola of Chicago
Mar. 10	N2	L	66-68	Oral Roberts

**NATIONAL INVITATION  
TOURNAMENT**

Mar. 15	CG	W	60-57	Ohio State (OT)
Mar. 19	CG	W	58-57	Nebraska
Mar. 22	A	L	62-63	Michigan
N1 - Tampa, Fla.				
N2 - UIC Pavilion, Chicago, Ill.				

1984-85 (16-13, 7-7 MCC)



**LAST YEAR AS MIDWESTERN CITY CONFERENCE  
MEMBER; LEAGUE CHANGES NAME TO MIDWESTERN  
COLLEGIATE CONFERENCE FOR THE 1985-86 SEASON**

F – Richie Harris, Jr., 15.4 ppg. & 5.2 rpg.  
F – Walt McBride, Jr., 13.1 ppg. & 5.5 rpg.  
C – Eddie Johnson, Jr., 8.6 ppg. & 5.2 rpg.  
G – Byron Larkin, Fr., 17.0 ppg. & 2.0 rpg.  
G – Ralph Lee, Jr., 7.7 ppg. & 4.5 rpg. & 6.9 app.

**XU AP**

Nov. 28	CG	W	75-53	St. Joseph's (Ind.)
Dec. 1	A	W	61-58	Pittsburgh
Dec. 3	CG	W	71-70	Eastern Michigan (OT)
Dec. 7	N1	W	87-79	George Washington
Dec. 8	A	L	67-71	Arizona State
Dec. 15	CG	L	50-61	South Florida (OT)
Dec. 22	CG	W	88-85	Miami (Ohio)
Dec. 29	A	W	81-64	Niagara
Jan. 5	CG	W	68-63	Detroit (MCC)
Jan. 7	CG	W	95-90	Loyola of Chicago (MCC)
Jan. 12	A	L	67-77	Saint Louis (MCC)
Jan. 14	A	L	71-77	Evansville (MCC)
Jan. 19	CG	W	92-86	Oral Roberts (MCC)
Jan. 21	CG	W	72-65	Oklahoma City (MCC)
Jan. 26	CG	L	59-61	Butler (MCC)
Jan. 30	A	W	55-52	Cincinnati
Feb. 2	A	L	83-87	Detroit (MCC)
Feb. 4	A	L	89-99	Loyola of Chicago (MCC)
Feb. 9	CG	W	72-53	Saint Louis (MCC)
Feb. 11	CG	W	83-63	Evansville (MCC)
Feb. 13	A	L	53-71	Marquette
Feb. 16	A	L	67-70	Oral Roberts (MCC)
Feb. 18	A	W	73-62	Oklahoma City (MCC)
Feb. 20	CG	L	60-69	Marquette
Feb. 23	A	L	73-81	Butler (MCC)
Feb. 28	CG	W	78-51	Central Florida
Mar. 3	A	L	56-66	Dayton

**MIDWESTERN CITY CONFERENCE  
TOURNAMENT**

Mar. 7	N2	W	77-69	Detroit
Mar. 8	N2	L	61-65	Loyola of Chicago

N1 - Tempe, Ariz.  
N2 - Mabee Center (Tulsa, Okla.)

**BEGIN MIDWESTERN COLLEGIATE CONFERENCE  
AT CONCLUSION OF THE 1984-85 SEASON.**




**Midwestern Collegiate Conference**

1985-86 (25-5, 10-2 MCC)



**Pete Gillen  
Head Coach**



**MIDWESTERN COLLEGIATE CONFERENCE  
REGULAR SEASON CHAMPIONS**  
**MIDWESTERN COLLEGIATE CONFERENCE  
TOURNAMENT CHAMPIONS**  
**NCAA TOURNAMENT**

F – Richie Harris, Sr., 15.3 ppg. & 6.4 rpg.  
F – Walt McBride, Sr., 14.0 ppg. & 5.6 rpg.  
C – Eddie Johnson, Sr., 12.3 ppg. & 6.7 rpg.  
G – Byron Larkin, Sr., 21.8 ppg. & 2.8 rpg.  
G – Ralph Lee, Sr., 8.5 ppg. & 4.6 rpg. & 8.4 app.

**XU AP**

Nov. 22	CG	W	100-51	Huntington
Nov. 24	CG	W	91-75	SE Louisiana
Dec. 4	A	W	56-53	Creighton
Dec. 7	CG	W	83-73	Pittsburgh
Dec. 10	A	W	83-61	Eastern Michigan
Dec. 14	A	L	74-80	Miami (Ohio)
Dec. 21	CG	W	84-69	Wayne State
Dec. 28	CG	W	75-63	Providence
Jan. 2	A	W	77-70	Stetson
Jan. 4	A	L	52-57	South Florida
Jan. 8	CG	W	67-46	St. Peter's (N.J.)
Jan. 11	CG	L	72-76	Detroit (MCC)
Jan. 13	CG	W	78-75	Loyola of Chicago (MCC)
Jan. 18	A	W	72-60	Saint Louis (MCC)
Jan. 20	A	W	78-69	Evansville (MCC)
Jan. 23	CG	W	80-76	Cincinnati
Jan. 25	CG	W	86-74	Oral Roberts (MCC)
Jan. 29	A	W	71-68	Duquesne
Feb. 1	CG	W	77-56	Butler (MCC)
Feb. 5	A	W	85-71	Marquette
Feb. 8	A	L	71-80	Detroit (MCC)
Feb. 10	A	W	91-88	Loyola of Chi. (OT) (MCC)
Feb. 15	CG	W	81-72	Saint Louis (OT) (MCC)
Feb. 17	CG	W	81-72	Evansville (MCC)
Feb. 20	A	W	86-61	Butler (MCC)
Feb. 22	A	W	73-71	Oral Roberts (MCC)
Feb. 25	CG	W	93-78	Dayton

# YEAR-BY-YEAR SCORES

## MIDWESTERN COLLEGIATE CONFERENCE TOURNAMENT

Feb. 28 N1 W 99-91 Loyola of Chicago  
Mar. 2 N1 W 74-66 Saint Louis

## NCAA TOURNAMENT

Mar. 14 N2 L 80-97 Alabama  
N1 - Market Square Arena (Indianapolis, Ind.)  
N2 - Charlotte Coliseum (Charlotte, N.C.)

## 1986-87 (19-13, 7-5 MCC)



## MIDWESTERN COLLEGIATE CONFERENCE TOURNAMENT CHAMPIONS

## NCAA TOURNAMENT SECOND ROUND

## XAVIER'S FIRST-EVER NCAA TOURNAMENT VICTORY

F – Tyrone Hill, Fr., 8.8 ppg. & 8.4 rpg.  
F – Kyle Taylor, So., 8.0 ppg. & 2.1 rpg.  
F – Dexter Campbell, Jr., 6.3 ppg. & 4.2 rpg.  
G – Byron Larkin, Jr., 24.8 ppg. & 4.4 rpg. & 3.5 apg.  
G – Stan Kimbrough, So., 16.0 ppg. & 3.5 rpg. & 3.3 apg.

## XU AP

Nov. 28	N1	L	60-70	Tulsa
Nov. 29	N1	L	90-92	American (OT)
Dec. 1	CG	W	88-68	St. Joseph's (Ind.)
Dec. 3	CG	W	104-92	John Carroll
Dec. 6	CG	W	101-69	Ohio Dominican
Dec. 8	A	L	76-99	#12 Pittsburgh
Dec. 11	CG	W	97-75	Hanover
Dec. 13	CG	L	73-74	Creighton
Dec. 20	CG	W	73-55	Miami (Ohio)
Dec. 23	CG	W	84-68	Colgate
Dec. 27	A	L	65-69	Dayton
Dec. 30	CG	W	78-67	Duquesne
Jan. 3	CG	W	75-69	Coastal Carolina
Jan. 10	A	W	72-50	Detroit (MCC)
Jan. 12	A	L	79-81	Loyola of Chicago (MCC)
Jan. 17	CG	W	77-69	Saint Louis (MCC)
Jan. 19	CG	W	77-70	Evansville (MCC)
Jan. 24	A	L	62-82	Oral Roberts (MCC)
Jan. 29	A	L	73-75	Cincinnati
Jan. 31	A	L	84-86	Butler (2OT) (MCC)
Feb. 2	A	L	69-83	Rutgers
Feb. 7	CG	W	80-58	Detroit (MCC)
Feb. 9	CG	W	80-72	Loyola of Chicago (MCC)
Feb. 14	A	L	71-76	Saint Louis (MCC)
Feb. 16	A	L	93-95	Evansville (OT) (MCC)
Feb. 19	CG	W	69-67	Butler (MCC)
Feb. 21	CG	W	81-73	Oral Roberts (2OT) (MCC)


## MIDWESTERN COLLEGIATE CONFERENCE TOURNAMENT

Feb. 26 N2 W 104-98 Butler  
Feb. 27 N2 W 82-74 Loyola of Chicago  
Mar. 1 N2 W 81-69 Saint Louis

## NCAA TOURNAMENT

Mar. 12 N3 W 70-69 #14 Missouri  
Mar. 14 N3 L 60-65 #17 Duke  
N1 - Providence, R.I.  
N2 - Market Square Arena (Indianapolis, Ind.)  
N3 - Hoosier Dome (Indianapolis, Ind.)

## 1987-88 (26-4, 9-1 MCC)



## MIDWESTERN COLLEGIATE CONFERENCE REGULAR SEASON CHAMPIONS

## MIDWESTERN COLLEGIATE CONFERENCE TOURNAMENT CHAMPIONS

## NCAA TOURNAMENT (note: played eventual NCAA Champion Kansas in the first round)

F – Tyrone Hill, So., 15.3 ppg. & 10.5 rpg.  
F – J.D. Barnett, Sr., 10.2 ppg. & 3.7 rpg.  
C – Derek Strong, So., 10.6 ppg. & 7.1 rpg.  
G – Byron Larkin, Sr., 25.3 ppg. & 3.6 rpg. & 4.8 apg.  
G – Stan Kimbrough, Jr., 15.5 ppg. & 3.0 rpg. & 3.6 apg.

## XU AP

Nov. 28	CG	W	112-72	Huntington
Nov. 30	CG	W	75-68	St. Joseph's (Ind.)
Dec. 5	A	L	61-67	Marquette
Dec. 8	CG	W	100-71	Delaware State
Dec. 12	A	W	91-73	Miami (Ohio)
Dec. 22	A	L	76-96	Providence
Dec. 29	CG	W	87-56	Canisius
Jan. 2	CG	W	92-78	Kent State
Jan. 6	A	W	82-70	Western Michigan
Jan. 9	SF	W	125-84	Florida International
Jan. 12	CG	W	98-80	Cincinnati
Jan. 16	CG	W	98-90	Loyola of Chicago (MCC)
Jan. 18	CG	W	105-84	Detroit (MCC)
Jan. 23	A	L	84-86	Evansville (MCC)
Jan. 25	A	W	100-86	Saint Louis (MCC)
Jan. 30	A	W	78-75	Saint Peter's (N.J.)
Feb. 3	CG	W	101-84	Wright State
Feb. 6	CG	W	89-74	Butler (MCC)
Feb. 8	CG	W	100-84	Western Michigan
Feb. 13	A	W	94-83	Loyola of Chicago (MCC)
Feb. 15	A	W	114-97	Detroit (MCC)
Feb. 20	CG	W	102-79	Evansville (MCC)
Feb. 22	CG	W	93-70	Saint Louis (MCC)
Feb. 24	A	W	122-95	Florida International
Feb. 27	CG	W	86-73	Dayton
Mar. 1	A	W	93-80 20	Niagara
Mar. 6	A	W	71-70 20	Butler (MCC)

## MIDWESTERN COLLEGIATE CONFERENCE TOURNAMENT

Mar. 11 N1 W 117-79 20 Loyola of Chicago  
Mar. 12 N1 W 122-96 20 Detroit

## NCAA TOURNAMENT

Mar. 18 N2 L 72-85 18 Kansas  
N1 - Market Square Arena (Indianapolis, Ind.)  
N2 - Devaney Center (Lincoln, Neb.)

## 1988-89 (21-12, 7-5 MCC)



## MIDWESTERN COLLEGIATE CONFERENCE TOURNAMENT CHAMPIONS

## NCAA TOURNAMENT (note: played eventual NCAA Champion Michigan in the first round)

F – Tyrone Hill, Jr., 18.9 ppg. & 12.2 rpg.  
F – Colin Parker, So., 7.1 ppg. & 2.4 rpg.  
C – Derek Strong, Sr., 15.3 ppg. & 8.0 rpg.  
C – Stan Kimbrough, Sr., 18.8 ppg. & 2.7 rpg. & 4.2 apg.  
G – Michael Davenport, So., 7.2 ppg. & 2.5 rpg.  
Note: 6th man Jamal Walker (So.) led team at 7.1 apg.

## XU AP

Nov. 18	RC	W	85-83	#4 Louisville (NIT)
Nov. 20	A	L	71-83	#14 Missouri (NIT)
Nov. 28	CG	W	109-58	Marietta
Dec. 3	CG	W	73-64	Air Force
Dec. 7	CG	W	87-76	Robert Morris
Dec. 10	CG	L	61-68	Miami (Ohio)
Dec. 19	A	L	70-85	Eastern Illinois
Dec. 21	CG	W	63-53	Bethune-Cookman
Dec. 27	CG	W	93-70	Niagara
Dec. 30	A	W	89-75	Bowling Green
Jan. 2	CG	W	87-71	Prairie View A&M
Jan. 4	A	W	118-113	Loyola Marymount
Jan. 7	CG	W	97-88	Valparaiso
Jan. 12	A	L	83-92	Loyola of Chicago (MCC)
Jan. 14	A	L	80-89	Detroit (MCC)
Jan. 17	A	L	71-90	Kent State
Jan. 19	CG	W	81-73	Evansville (MCC)
Jan. 21	CG	W	73-67	Saint Louis (MCC)
Jan. 28	A	L	76-79	Butler (MCC)
Feb. 1	CG	L	76-86	Cincinnati
Feb. 4	A	W	82-78	Dayton (MCC)
Feb. 9	CG	W	93-86	Loyola of Chicago (MCC)
Feb. 11	A	L	79-97	Wichita State
Feb. 16	A	L	82-88	Evansville (MCC)
Feb. 18	A	L	61-62	Saint Louis (MCC)
Feb. 20	CG	W	86-64	Detroit (MCC)
Feb. 25	CG	W	102-77	Marquette
Mar. 2	CG	W	85-75	Butler (MCC)
Mar. 4	CG	W	83-78	Dayton (MCC)

## MIDWESTERN COLLEGIATE CONFERENCE TOURNAMENT

Mar. 9 N1 W 85-83 Loyola of Chicago  
Mar. 10 N1 W 79-56 Saint Louis  
Mar. 11 N1 W 85-78 Evansville

## NCAA TOURNAMENT

Mar. 17 N2 L 87-92 #10 Michigan  
N1 - UD Arena (Dayton, Ohio)  
N2 - The Omni (Atlanta, Ga.)

## 1989-90 (28-5, 12-2 MCC)



## MIDWESTERN COLLEGIATE CONFERENCE REGULAR SEASON CHAMPIONS

## NCAA TOURNAMENT SWEET 16

F – Tyrone Hill, Sr., 20.2 ppg. & 12.6 rpg.  
F – Michael Davenport, Jr., 12.7 ppg. & 2.9 rpg.  
C – Derek Strong, Sr., 14.2 ppg. & 9.9 rpg.  
G – Jamal Walker, Jr., 15.1 ppg. & 3.5 rpg. & 5.9 apg.  
G – Jamie Gladden, Fr., 10.2 ppg. & 2.3 rpg.

## XU AP

Dec. 2	CG	L	90-97	Southern Utah State
Dec. 4	A	W	77-70	Robert Morris
Dec. 9	A	W	76-69	Miami (Ohio)
Dec. 16	A	W	95-63	Valparaiso
Dec. 18	CG	W	80-48	Eastern Illinois
Dec. 22	N1	W	72-65	Princeton
Dec. 23	A	W	78-62	San Francisco
Dec. 30	CG	W	88-73	Bowling Green
Jan. 2	CG	W	115-113	#25 Loyola Marymount
Jan. 6	A	W	86-80	Marquette (MCC)
Jan. 8	CG	W	89-73	Loyola of Chicago (MCC)
Jan. 13	CG	W	82-61 25	Alabama-Birmingham
Jan. 15	CG	W	110-52 25	District of Columbia
Jan. 18	A	L	51-59 20	Evansville (MCC)
Jan. 20	A	W	83-74 20	Saint Louis (MCC)
Jan. 25	CG	W	88-83 25	Detroit (MCC)
Jan. 27	CG	W	81-57 25	Butler (MCC)
Jan. 31	CG	W	90-88 23	Cincinnati (OT)
Feb. 3	CG	W	88-81 23	Dayton (MCC)
Feb. 6	A	W	70-53 21	Loyola of Chicago (MCC)
Feb. 8	CG	W	83-78 21	Marquette (MCC)
Feb. 15	CG	W	71-52 22	Evansville (MCC)
Feb. 17	CG	W	74-58 19	Saint Louis (MCC)
Feb. 22	A	W	74-62 19	Detroit (MCC)
Feb. 24	A	W	80-66 19	Butler (MCC)
Feb. 27	A	W	84-73 19	Arkansas-Little Rock
Mar. 3	A	L	108-111 19	Dayton (MCC)

## MIDWESTERN COLLEGIATE CONFERENCE TOURNAMENT

Mar. 8 N2 W 96-61 24 Butler  
Mar. 9 N2 W 89-78 24 Evansville  
Mar. 10 N2 L 89-98 24 Dayton

## NCAA TOURNAMENT

Mar. 16 N3 W 87-79 25 Kansas State  
Mar. 18 N3 W 74-71 25 Georgetown  
Mar. 22 N4 L 89-102 25 Texas

N1 - San Francisco, Calif.  
N2 - UD Arena (Dayton, Ohio)  
N3 - Hoosier Dome (Indianapolis, Ind.)  
N4 - Reunion Arena (Dallas, Texas)

# YEAR-BY-YEAR SCORES

1990-91 (22-10, 11-3 MCC)



**MIDWESTERN COLLEGIATE CONFERENCE  
REGULAR SEASON CHAMPIONS**  
**MIDWESTERN COLLEGIATE CONFERENCE  
TOURNAMENT CHAMPIONS**  
**NCAA TOURNAMENT SECOND ROUND**

F – Michael Davenport, Sr., 14.1 ppg. & 3.5 rpg.  
F – Aaron Williams, So., 9.7 ppg. & 6.5 rpg.  
C – Brian Grant, Fr., 11.6 ppg. & 8.5 rpg.  
G – Jamie Gladden, So., 15.2 ppg. & 3.4 rpg. & 3.2 apg.  
G – Jamal Walker, Sr., 13.7 ppg. & 3.6 rpg. & 5.1 apg.

XU AP

Nov. 24	CG	W	103-96	Mount Saint Mary's
Nov. 26	CG	W	82-56	Bethune-Cookman
Nov. 28	CG	L	94-100	Ball State
Dec. 1	A	W	62-59	Canisius
Dec. 5	CG	W	87-68	Loyola (Md.)
Dec. 8	CG	L	95-100	Miami (Ohio)
Dec. 22	CG	W	83-53	Winthrop
Dec. 30	CG	W	91-66	Detroit (MCC)
Jan. 2	CG	W	75-54	New Hampshire
Jan. 5	A	L	74-87	Fordham
Jan. 10	A	W	98-93	Marquette (MCC) (OT)
Jan. 12	A	W	81-74	Loyola of Chicago (MCC)
Jan. 15	CG	W	71-66	Massachusetts
Jan. 17	CG	W	100-85	Evansville (MCC)
Jan. 19	CG	L	56-58	Saint Louis (MCC)
Jan. 24	A	W	69-67	Detroit (MCC)
Jan. 26	A	L	88-92	South Florida
Jan. 30	A	L	56-69	Cincinnati
Feb. 2	A	L	74-95	Saint Louis (MCC)
Feb. 7	CG	W	71-66	Marquette (MCC)
Feb. 9	CG	W	87-74	Loyola of Chicago (MCC)
Feb. 12	CG	W	80-73	Butler (MCC)
Feb. 14	A	W	69-56	Evansville (MCC)
Feb. 17	A	L	79-83	Dayton (MCC)
Feb. 19	A	L	83-91	Wright State
Feb. 23	A	W	105-93	Butler (MCC)
Mar. 2	CG	W	102-79	Dayton (MCC)

**MIDWESTERN COLLEGIATE  
CONFERENCE TOURNAMENT**

Mar. 7	N1	W	66-59	Detroit
Mar. 8	A	W	90-71	Dayton
Mar. 10	N1	W	81-68	Saint Louis

**NCAA TOURNAMENT**

Mar. 14	N2	W	89-84	#11 Nebraska
Mar. 16	N2	L	50-66	Connecticut

N1 - UD Arena (Dayton, Ohio)  
N2 - Metrodome (Minneapolis, Minn.)

1991-92 (15-12, 7-3 MCC)



F – Aaron Williams, Jr., 13.9 ppg. & 8.0 rpg.  
F – Tyrice Walker, So., 6.4 ppg. & 3.7 rpg.  
C – Brian Grant, Fr., 11.8 ppg. & 9.1 rpg.  
G – Jamie Gladden, Jr., 19.4 ppg. & 2.4 rpg.  
G – Michael Hawkins, Fr., 7.7 ppg. & 2.8 rpg. & 4.4 apg.


XU AP

Nov. 30	CG	W	94-65	Colgate
Dec. 2	CG	W	75-59	Samford
Dec. 4	CG	W	77-74	Northern Illinois
Dec. 7	A	L	72-91	Massachusetts
Dec. 11	A	W	73-65	Kent State
Dec. 14	A	L	58-73	Miami (Ohio)
Dec. 21	CG	L	104-108	Duquesne
Dec. 27	CG	L	79-82	East Tennessee State
Dec. 30	A	W	84-74	Northern Illinois
Jan. 4	A	W	91-59	New Hampshire
Jan. 11	CG	W	84-80	Detroit (MCC)
Jan. 13	A	W	83-56	Winthrop
Jan. 18	A	W	75-73	Loyola of Chicago (MCC)
Jan. 21	CG	W	77-69	Dayton (MCC)
Jan. 25	A	L	88-93	Detroit (OT) (MCC)
Jan. 29	CG	L	75-93	Cincinnati
Feb. 1	CG	W	76-63	Evansville (MCC)
Feb. 5	A	L	52-68	Loyola (Md.)
Feb. 8	RC	L	73-86	Louisville
Feb. 10	CG	W	69-56	Loyola of Chicago (MCC)
Feb. 18	A	W	98-75	Butler (MCC)
Feb. 22	A	L	73-82	Evansville (MCC)
Feb. 26	CG	W	80-78	Fordham (OT)
Feb. 29	A	W	72-56	Dayton (MCC)
Mar. 3	A	L	86-87	Notre Dame
Mar. 7	CG	L	86-96	Butler (MCC)

**MIDWESTERN COLLEGIATE  
CONFERENCE TOURNAMENT**

Mar. 13	RC	L	61-78	Butler
---------	----	---	-------	--------

1992-93 (24-6, 12-2 MCC)



**MIDWESTERN COLLEGIATE CONFERENCE  
REGULAR SEASON CO-CHAMPIONS**  
**NCAA TOURNAMENT SECOND ROUND**

F – Aaron Williams, Sr., 10.9 ppg. & 7.1 rpg.  
C – Brian Grant, Jr., 18.5 ppg. & 9.4 rpg.  
G – Jamie Gladden, Sr., 14.4 ppg. & 2.1 rpg.  
G – Michael Hawkins, So., 8.1 ppg. & 2.5 rpg. & 3.71 apg.  
G – Steve Gentry, Jr., 7.1 ppg. & 2.8 rpg. & 3.67 apg.

XU AP

Dec. 1	CG	W	113-73	Huntington
Dec. 7	A	W	81-78	Ball State (OT)
Dec. 9	CG	W	72-56	Kent State
Dec. 12	CG	W	70-67	Miami (Ohio)
Dec. 18	N1	W	74-66	Delaware
Dec. 20	N1	W	75-60	Rice
Dec. 30	CG	W	88-54	Wichita State
Jan. 4	CG	W	75-60	Notre Dame
Jan. 9	A	L	90-97	Detroit (OT) (MCC)
Jan. 11	A	L	73-76	Louisville
Jan. 16	A	W	85-58	Dayton (MCC)
Jan. 19	CG	W	56-53	South Florida
Jan. 21	CG	W	63-59	Butler (MCC)
Jan. 23	A	W	74-68	Evansville (MCC)
Jan. 27	A	L	67-78	#4 Cincinnati
Jan. 30	A	W	81-64	Loyola of Chicago (MCC)
Feb. 4	CG	W	56-49	La Salle (MCC)
Feb. 6	CG	W	85-79	Duquesne (MCC)
Feb. 13	CG	W	53-46	Dayton (MCC)
Feb. 17	CG	W	74-63	Evansville (MCC)
Feb. 20	A	W	80-66	Butler (MCC)
Feb. 25	CG	W	68-65	24 Loyola of Chicago (MCC)
Feb. 27	CG	W	93-74	24 Detroit (MCC)
Mar. 2	A	W	73-58	18 La Salle (MCC)
Mar. 6	A	L	72-88	18 Duquesne (MCC)

**MIDWESTERN COLLEGIATE  
CONFERENCE TOURNAMENT**

Mar. 11	N2	W	60-50	22 Loyola of Chicago
Mar. 12	N2	W	67-41	22 Duquesne
Mar. 13	N2	L	69-80	22 Evansville

**NCAA TOURNAMENT**

Mar. 19	N3	W	73-55	New Orleans
Mar. 21	N3	L	70-73	#1 Indiana

N1 - Tokyo, Japan  
N2 - Market Square Arena (Indianapolis, Ind.)  
N3 - Hoosier Dome (Indianapolis, Ind.)

1993-94 (22-8, 8-2 MCC)



**MIDWESTERN COLLEGIATE CONFERENCE  
REGULAR SEASON CHAMPIONS**  
**NATIONAL INVITATION TOURNAMENT  
QUARTERFINALIST**

F – Tyrice Walker, Sr., 14.6 ppg. & 4.9 rpg.  
F – Larry Sykes, Jr., 8.4 ppg. & 5.7 rpg.  
C – Brian Grant, Sr., 16.7 ppg. & 9.9 rpg.  
G – Jeff Massey, Jr., 12.7 ppg. & 2.1 rpg.  
G – Steve Gentry, Sr., 6.1 ppg. & 2.5 rpg. & 6.1 apg.

XU AP

Nov. 29	CG	W	97-49	Marietta
Dec. 4	A	L	60-82	#6 Duke
Dec. 6	CG	W	65-56	Hartford
Dec. 11	A	W	72-69	Miami (Ohio)
Dec. 18	CG	W	85-52	Virginia Tech
Dec. 20	CG	W	82-55	UNC Asheville
Dec. 30	A	W	92-66	Maryland-Baltimore Co.
Jan. 3	A	W	93-65	East Tennessee State
Jan. 8	CG	W	79-64	Brown
Jan. 9	CG	W	82-65	New Hampshire
Jan. 12	CG	W	57-46	25 Dayton
Jan. 15	A	W	86-80	25 Butler (MCC)
Jan. 19	CG	W	82-76	22 #19 Cincinnati (OT)
Jan. 22	A	L	61-91	22 Evansville (MCC)
Jan. 24	A	W	88-62	Dayton
Jan. 26	CG	W	75-58	Detroit (MCC)
Jan. 29	CG	W	83-55	Loyola of Chicago (MCC)
Jan. 31	A	L	73-77	St. Francis (Pa.)
Feb. 5	A	W	73-66	La Salle (MCC)
Feb. 12	CG	L	92-93	25 George Wash. (2 OT)
Feb. 16	CG	W	93-73	Butler (MCC)
Feb. 19	A	L	82-86	Detroit (MCC)
Feb. 23	CG	L	76-79	Virginia Commonwealth
Feb. 26	CG	W	73-66	Evansville (MCC)
Mar. 1	A	W	98-76	Loyola of Chicago (MCC)
Mar. 3	CG	W	79-77	La Salle (MCC)

**MIDWESTERN COLLEGIATE  
CONFERENCE TOURNAMENT**

Mar. 7	N1	L	75-79	Detroit
--------	----	---	-------	---------

**NATIONAL INVITATION  
TOURNAMENT**


Mar. 16	CG	W	80-68	Miami (Ohio)
Mar. 21	A	W	83-79	Northwestern (OT)
Mar. 23	A	L	74-76	Villanova

N1 - Hinkle Fieldhouse (Indianapolis, Ind.)

### 1994-95 (23-5, 14-0 MCC)



**Skip Prosser**  
Head Coach



#### MIDWESTERN COLLEGIATE CONFERENCE REGULAR SEASON CHAMPIONS NCAA TOURNAMENT

- F – Pete Sears, Sr., 12.9 ppg. & 5.1 rpg.
- F – Larry Sykes, Sr., 10.2 ppg. & 10.8 rpg.
- F – T.J. Johnson, Fr., 11.9 ppg. & 5.3 rpg.
- G – Jeff Massey, Sr., 18.9 ppg. & 3.7 rpg.
- G – Michael Hawkins, Sr., 14.1 ppg. & 3.3 rpg. & 5.8 apg.

		XU AP			
Nov. 25	CG	W	104-67		IUPUI
Nov. 30	CG	W	89-70		Miami (Ohio)
Dec. 3	CG	W	86-51		Loyola (Md.)
Dec. 5	A	L	55-82		Virginia Tech
Dec. 10	A	W	85-68		Hartford
Dec. 17	CG	W	90-71		#19 Ohio
Dec. 19	CG	W	99-73		Dayton
Dec. 21	CG	W	101-65		Cal State Northridge
Dec. 28	CG	W	77-58		Maryland-Baltimore County
Jan. 5	A	W	84-69		Cleveland State (MCC)
Jan. 7	A	W	72-63		Detroit (MCC)
Jan. 9	A	L	80-87		Cincinnati
Jan. 14	CG	W	75-72		La Salle (MCC)
Jan. 18	A	W	81-73		Wright State (MCC)
Jan. 21	A	L	73-84		Notre Dame
Jan. 26	CG	W	96-76		Wiscon-Milwaukee (MCC)
Jan. 28	A	W	106-84		Northern Illinois (MCC)
Jan. 30	A	W	81-75		Loyola of Chicago (MCC)
Feb. 2	CG	W	93-75		Cleveland State (MCC)
Feb. 4	CG	W	72-65		Detroit (MCC)
Feb. 9	A	W	84-77		La Salle (MCC)
Feb. 11	CG	W	76-55		Wiscon-Green Bay (MCC)
Feb. 15	CG	W	94-84		Wright State (MCC)
Feb. 18	A	W	88-75		George Washington
Feb. 23	CG	W	93-90		Illinois-Chicago (MCC)
Feb. 25	A	W	81-66		Butler (MCC)

**MIDWESTERN COLLEGIATE  
CONFERENCE TOURNAMENT**


Mar. 4 N1 L 70-71 25 Wright State

**NCAA TOURNAMENT**

Mar. 17 N2 L 63-68 #22 Georgetown

N1 - Nutter Center (Dayton, Ohio)  
N2 - Tallahassee/Leon Co. Civic Center (Tallahassee, Fla.)

### 1995-96 (13-15, 8-8 A-10)



#### XAVIER'S FIRST SEASON IN THE ATLANTIC 10 CONFERENCE


- F – T.J. Johnson, So., 10.6 ppg. & 6.8 rpg.
- C – Kevin Carr, Jr., 9.8 ppg. & 6.4 rpg.
- G – Darnell Williams, Fr., 12.3 ppg. & 4.3 rpg.
- G – Lenny Brown, Fr., 12.5 ppg. & 4.1 rpg.
- G – Gary Lumpkin, Fr., 11.2 ppg. & 2.7 rpg. & 3.2 apg.

		XU AP			
Nov. 25	CG	W	88-61		St. Francis (Pa.)
Nov. 30	A	L	75-81		Virginia Commonwealth
Dec. 2	CG	W	109-78		Long Island
Dec. 6	A	L	71-85		Miami (Ohio)
Dec. 9	A	L	72-103		Ohio
Dec. 16	CG	W	87-57		Delaware State
Dec. 20	A	L	67-73		Kansas State
Dec. 23	CG	L	70-72		Notre Dame
Dec. 30	CG	W	78-59		Morgan State
Jan. 6	A	W	69-60		La Salle (A-10)
Jan. 9	A	L	56-73		Temple (A-10)
Jan. 13	CG	W	74-61		Fordham (A-10)
Jan. 17	CG	L	90-99		#3 Cincinnati
Jan. 20	A	W	76-62		St. Bonaventure (A-10)
Jan. 25	CG	W	60-59		La Salle (A-10)
Jan. 27	A	L	55-61		Dayton (A-10)
Jan. 31	CG	W	84-71		Saint Joseph's (A-10)
Feb. 4	CG	L	74-78		#1 Mass. (OT) (A-10)
Feb. 7	A	L	69-77		George Washington (A-10)
Feb. 10	CG	L	73-78		#11 Virginia Tech (A-10)
Feb. 17	A	L	70-87		Rhode Island (A-10)
Feb. 20	CG	W	102-95		Dayton (A-10)
Feb. 24	CG	W	116-105		Duquesne (OT) (A-10)
Feb. 26	CG	L	77-81		#24 George Wash. (A-10)
Feb. 29	A	L	61-70		#16 Virginia Tech (A-10)
Mar. 3	A	W	76-75		Duquesne (A-10)

#### ATLANTIC 10 CONFERENCE TOURNAMENT

Mar. 6 N1 W 61-54 Fordham  
Mar. 7 N1 L 50-67 Temple  
N1 - Philadelphia Civic Center (Philadelphia, Pa.)

### 1996-97 (23-6, 13-3 A-10)



#### ATLANTIC 10 CONFERENCE WEST DIVISION REGULAR SEASON CHAMPIONS XAVIER'S FIRST ATLANTIC 10 CONFERENCE REGULAR SEASON CHAMPIONSHIP NCAA TOURNAMENT SECOND ROUND

- F – Torraye Braggs, Jr., 13.9 ppg. & 7.4 rpg.
  - F – T.J. Johnson, Jr., 7.8 ppg. & 5.0 rpg.
  - G – Lenny Brown, So., 15.6 ppg. & 3.8 rpg. & 3.5 apg.
  - G – Gary Lumpkin, So., 14.7 ppg. & 2.9 rpg. & 4.3 apg.
  - G – Darnell Williams, So., 10.8 rpg. & 4.0 rpg.
- Note: 6th man James Posey (So.) led team at 7.8 rpg.

#### XU AP

Nov. 23	CG	W	98-73		Western Kentucky
Nov. 26	A	W	71-69		#1 Cincinnati
Nov. 30	CG	W	92-71		Miami (Ohio)
Dec. 2	CG	W	95-64		Florida A&M
Dec. 5	A	W	81-65	23	Loyola Marymount
Dec. 10	CG	W	94-86	19	Long Island
Dec. 14	CG	W	79-43	19	Hofstra
Dec. 21	A	W	113-111	17	Akron (3OT)
Dec. 29	CG	W	95-54	17	Kansas State
Jan. 4	CG	W	102-67	17	Virginia Tech (A-10)
Jan. 7	A	L	91-98	12	Dayton (A-10)
Jan. 11	A	W	75-64	12	Fordham (A-10)
Jan. 16	RC	L	85-87	14	Tulane
Jan. 19	CG	W	68-64	14	Temple (OT) (A-10)
Jan. 23	A	W	62-61	16	George Wash. (A-10)
Jan. 25	CG	L	70-78	16	Duquesne (A-10)
Jan. 28	CG	W	91-79	20	Rhode Island (A-10)
Feb. 1	A	W	87-84	20	Mass. (OT) (A-10)
Feb. 3	A	W	83-67	20	La Salle (A-10)
Feb. 8	A	L	65-79	17	Saint Joseph's (A-10)
Feb. 12	CG	W	79-53	19	Dayton (A-10)
Feb. 15	CG	W	87-76	19	George Wash. (A-10)
Feb. 20	A	W	82-74	16	Duquesne (A-10)
Feb. 22	CG	W	79-67	16	La Salle (A-10)
Feb. 27	CG	W	83-59	14	St. Bonaventure (A-10)
Mar. 2	A	W	81-72	14	Virginia Tech (A-10)

#### ATLANTIC 10 CONFERENCE TOURNAMENT

Mar. 6 N1 L 62-69 11 Temple (OT)


#### NCAA TOURNAMENT

Mar. 13 N2 W 80-68 13 Vanderbilt  
Mar. 15 N2 L 83-96 13 #7 UCLA

N1 - The Spectrum (Philadelphia, Pa.)

N2 - The Palace of Auburn Hills (Auburn Hills, Mich.)

### 1997-98 (22-8, 11-5 A-10)



#### ATLANTIC 10 CONFERENCE WEST DIVISION REGULAR SEASON CO-CHAMPIONS ATLANTIC 10 CONFERENCE TOURNAMENT CHAMPIONS XAVIER'S FIRST ATLANTIC 10 CONFERENCE TOURNAMENT CHAMPIONSHIP NCAA TOURNAMENT

- F – Torraye Braggs, Sr., 13.0 ppg. & 8.2 rpg.
  - F – T.J. Johnson, Sr., 5.5 ppg. & 3.6 rpg.
  - G – Gary Lumpkin, Jr., 12.3 ppg. & 2.5 rpg. & 4.5 apg.
  - G – Darnell Williams, Jr., 17.3 ppg. & 3.9 rpg.
  - G – Lenny Brown, Jr., 14.7 ppg. & 3.5 rpg. & 3.5 apg.
- Note: 6th man James Posey (Jr.) led team at 8.4 rpg.

#### XU AP

Nov. 19	CG	W	95-76	10	Toledo
Nov. 22	CG	W	97-73	10	Akron
Nov. 24	CG	W	118-61	10	Louisiana Monroe
Dec. 2	CG	W	88-54	9	Central Michigan
Dec. 6	A	W	93-60	9	Western Kentucky
Dec. 9	A	L	72-80	7	Miami (Ohio)
Dec. 13	CG	W	88-68	7	Cincinnati
Dec. 20	N1	L	84-86	10	#8 Purdue
Dec. 27	N2	W	73-56	13	DePaul
Dec. 30	CG	W	93-66	13	Butler
Jan. 3	A	L	77-80	13	St. Bonaventure (A-10)
Jan. 7	CG	W	104-67	19	La Salle (A-10)
Jan. 10	CG	W	77-43	19	Fordham (A-10)
Jan. 14	A	L	73-78	18	G. Washington (OT) (A-10)
Jan. 17	CG	W	77-66	18	Virginia Tech (A-10)
Jan. 20	CG	W	72-62	19	Saint Joseph's (A-10)
Jan. 24	A	L	82-93	19	Dayton (A-10)
Jan. 27	CG	W	93-71	24	Duquesne (A-10)
Jan. 31	A	W	79-73	24	Temple (A-10)
Feb. 2	A	W	91-59	24	La Salle (A-10)
Feb. 8	CG	L	62-73	21	#23 Mass. (A-10)
Feb. 14	A	W	74-63		Virginia Tech (A-10)
Feb. 16	CG	W	96-86		#17 George Wash. (A-10)
Feb. 21	A	W	83-62		Duquesne (A-10)
Feb. 24	A	L	68-69		Rhode Island (A-10)
Mar. 1	CG	W	89-84		Dayton (A-10)

#### ATLANTIC 10 CONFERENCE TOURNAMENT


Mar. 5 N3 W 68-44 St. Bonaventure  
Mar. 6 N3 W 95-80 Rhode Island  
Mar. 7 N3 W 77-63 George Washington

#### NCAA TOURNAMENT

Mar. 12 N4 L 68-69 23 Washington  
N1 - Market Square Arena (Indianapolis, Ind.)  
N2 - Gund Arena (Cleveland, Ohio)  
N3 - The Spectrum (Philadelphia, Pa.)  
N4 - MCI Center (Washington D.C.)

# YEAR-BY-YEAR SCORES

1998-99 (25-11, 12-4 A-10)



**NATIONAL INVITATION TOURNAMENT THIRD PLACE**

F – James Posey, Sr., 16.9 ppg. & 8.9 rpg.  
 F – Kevin Frey, Fr., 5.7 ppg. & 5.0 rpg.  
 F – Aaron Turner, Fr., 5.4 ppg. & 5.2 rpg.  
 G – Gary Lumpkin, Sr., 11.1 ppg. & 2.4 rpg. & 3.4 apg.  
 G – Lenny Brown, Sr., 18.1 ppg. & 3.6 rpg. & 2.8 apg.

**XU AP**

Nov. 17	A	W	73-66	16	Butler
Nov. 21	CG	W	91-50	16	Chicago State
Nov. 23	CG	W	100-67	16	Morgan State
Nov. 26	N1	L	76-94	13	Pittsburgh
Nov. 27	N1	W	74-61	13	Colorado
Nov. 28	N1	L	69-82	13	San Francisco
Dec. 2	CG	W	64-56	23	Miami (Ohio)
Dec. 5	RC	L	57-71	23	#14 Purdue
Dec. 9	A	L	67-74		Toledo
Dec. 19	CG	W	88-58		Canisius
Dec. 21	CG	W	97-52		Loyola Marymount
Dec. 28	A	W	77-54		St. Mary's (Calif.)
Jan. 3	CG	W	87-83		Rhode Island (A-10)
Jan. 6	A	W	80-67		Virginia Tech (A-10)
Jan. 9	A	W	56-42		Duquesne (A-10)
Jan. 13	CG	W	62-57		St. Bonaventure (A-10)
Jan. 17	CG	W	81-61		George Washington (A-10)
Jan. 20	A	W	76-56		Fordham (A-10)
Jan. 23	CG	W	93-69		Virginia Tech (A-10)
Jan. 28	A	L	77-87		#5 Cincinnati
Jan. 30	A	L	86-91		Dayton (A-10)
Feb. 4	A	W	59-53		Saint Joseph's (A-10)
Feb. 6	A	L	75-88		La Salle (A-10)
Feb. 9	CG	W	72-54		Duquesne (A-10)
Feb. 14	CG	W	62-60		Temple (A-10)
Feb. 16	CG	W	88-71		La Salle (A-10)
Feb. 20	A	L	77-78		Massachusetts (A-10) (2OT)
Feb. 24	CG	W	90-62		Dayton (A-10)
Feb. 27	A	L	74-77		George Washington (A-10)

**ATLANTIC 10 CONFERENCE TOURNAMENT**


Mar. 4	N2	W	72-68	Massachusetts
Mar. 5	N2	L	64-76	Temple

**NATIONAL INVITATION TOURNAMENT**

Mar. 10	A	W	86-84	Toledo
Mar. 15	CG	W	87-76	Wake Forest
Mar. 17	CG	W	65-58	Princeton
Mar. 23	N3	L	76-79	Clemson
Mar. 25	N3	W	106-75	Oregon

N1 - American Univ. (San Juan, Puerto Rico)  
 N2 - First Union Spectrum (Philadelphia, Pa.)  
 N3 - Madison Square Garden (New York, N.Y.)

1999-00 (21-12, 9-7 A-10)



**NATIONAL INVITATION TOURNAMENT SECOND ROUND**

F – David West, Fr., 11.7 ppg. & 9.1 rpg.  
 F – Kevin Frey, So., 8.8 ppg. & 5.1 rpg.  
 F – Lloyd Price, So., 13.0 ppg. & 6.0 rpg.  
 G – Maurice McAfee, Jr., 15.1 ppg. & 3.5 rpg. & 4.2 apg.  
 G – Darnell Williams, Sr., 13.0 ppg. & 2.6 rpg.

**XU AP**

Nov. 20	CG	W	96-52	Maryland-Eastern Shore
Nov. 25	N1	W	81-79	Louisville
Nov. 26	N1	L	70-111	#10 Kansas
Nov. 27	N1	W	81-65	Washington
Dec. 4	CG	W	80-55	East Tennessee State
Dec. 8	A	L	58-67	Miami (Ohio)
Dec. 11	A	W	94-75	Central Michigan
Dec. 18	CG	W	66-64	#1 Cincinnati
Dec. 21	CG	W	92-48	St. Mary's (Calif.)
Dec. 27	CG	W	58-54	Princeton
Dec. 30	CG	W	84-55	Toledo
Jan. 2	A	L	63-65	Marquette
Jan. 6	CG	W	86-67	Virginia Tech (A-10)
Jan. 9	A	W	78-75	Rhode Island (A-10)
Jan. 11	A	L	72-76	Dayton (A-10)
Jan. 15	A	L	78-85	Duquesne (A-10)
Jan. 23	CG	L	49-80	La Salle (A-10)
Jan. 25	A	L	40-59	#23 Temple (A-10)
Jan. 30	CG	W	97-79	Fordham (A-10)
Feb. 2	CG	W	65-64	Dayton (OT) (A-10)
Feb. 5	A	L	67-78	George Washington (A-10)
Feb. 9	A	W	87-78	Canisius
Feb. 12	CG	W	87-77	Massachusetts (A-10)
Feb. 15	CG	W	95-66	Duquesne (A-10)
Feb. 19	A	L	65-73	Virginia Tech (A-10)
Feb. 22	CG	W	88-76	George Washington (A-10)
Feb. 27	A	W	71-60	La Salle (A-10)
Mar. 1	A	L	64-65	St. Bonaventure (A-10)
Mar. 5	CG	W	94-66	Saint Joseph's (A-10)

**ATLANTIC 10 CONFERENCE TOURNAMENT**


Mar. 8	N2	W	75-60	Rhode Island
Mar. 9	N2	L	69-72	St. Bonaventure

**NATIONAL INVITATION TOURNAMENT**

Mar. 15	CG	W	67-63	Marquette
Mar. 20	A	L	64-76	Notre Dame

N1 - Great Alaska Shootout (Anchorage, Alaska)  
 N2 - The Spectrum (Philadelphia, Pa.)

2000-01 (21-8, 12-4 A-10)



**NCAA TOURNAMENT**

F – David West, So., 17.8 ppg. & 10.9 rpg.  
 F – Lloyd Price, Jr., 9.2 ppg. & 4.4 rpg.  
 F – Kevin Frey, Jr., 11.4 ppg. & 6.3 rpg.  
 G – Romain Sato, Fr., 10.7 ppg. & 5.4 rpg.  
 G – Maurice McAfee, Sr., 9.5 ppg. & 2.7 rpg. & 4.8 apg.

**XU AP**

Nov. 18	CC	W	68-54	Miami (Ohio)
Nov. 22	CC	W	93-75	Eastern Kentucky
Nov. 28	CC	W	65-55	Samford
Nov. 30	CC	W	86-68	Louisiana-Monroe
Dec. 2	A	L	46-61	#23 Wisconsin
Dec. 5	CC	W	75-49	San Francisco
Dec. 9	A	L	52-58	Princeton
Dec. 14	A	W	69-67	#17 Cincinnati
Dec. 16	CC	W	75-59	Marquette
Dec. 23	A	W	63-61	Toledo
Dec. 30	N1	W	71-60	Kent State
Jan. 3	A	W	82-71	Fordham (A-10)
Jan. 7	CC	W	81-66	La Salle (A-10)
Jan. 9	CC	L	64-75	Massachusetts (A-10)
Jan. 13	A	W	99-82	Rhode Island (A-10)
Jan. 16	A	W	76-74	George Washington (A-10)
Jan. 20	CC	W	86-73	Saint Joseph's (A-10)
Jan. 27	A	W	81-48	Duquesne (A-10)
Jan. 30	CC	W	82-72	Dayton (A-10)
Feb. 3	CC	W	71-63	G. Washington (OT) (A-10)
Feb. 7	A	L	76-79	24 Saint Joseph's (A-10)
Feb. 10	CC	W	78-71	24 Temple (A-10)
Feb. 14	A	L	49-59	Massachusetts (A-10)
Feb. 17	CC	W	79-65	Rhode Island (A-10)
Feb. 21	CC	W	77-60	St. Bonaventure (A-10)
Feb. 25	A	W	79-55	La Salle (A-10)
Mar. 4	A	L	62-65	25 Dayton (A-10)

**ATLANTIC 10 CONFERENCE TOURNAMENT**

Mar. 8	N2	L	74-83	George Washington
--------	----	---	-------	-------------------

**NCAA TOURNAMENT**


Mar. 16	N3	L	71-83	#19 Notre Dame
---------	----	---	-------	----------------

N1 - Gund Arena (Cleveland, Ohio)  
 N2 - First Union Spectrum (Philadelphia, Pa.)  
 N3 - Kemper Arena (Kansas City, Mo.)

2001-02 (26-6, 14-2 A-10)



**Thad Matta**  
Head Coach



**ATLANTIC 10 CONFERENCE WEST DIVISION  
 REGULAR SEASON CHAMPIONS  
 ATLANTIC 10 CONFERENCE TOURNAMENT CHAMPIONS  
 NCAA TOURNAMENT SECOND ROUND**

F – David West, Jr., 18.3 ppg. & 9.8 rpg.  
 F – Kevin Frey, Sr., 8.5 ppg. & 5.7 rpg.  
 F – Dave Young, Jr., 8.0 ppg. & 3.6 rpg.  
 G – Romain Sato, So., 16.1 ppg. & 6.6 rpg.  
 G – Lionel Chalmers, So., 12.0 ppg. & 3.4 rpg. & 4.2 apg.

**XU AP**

Nov. 17	CC	W	72-41	Coastal Carolina
Nov. 24	N1	L	60-72	#5 Missouri
Nov. 28	A	W	87-58	Miami (Ohio)
Dec. 1	A	W	87-72	San Francisco
Dec. 5	A	L	66-70	Purdue
Dec. 8	CC	W	108-57	Long Island
Dec. 10	CC	W	57-48	Wisconsin
Dec. 14	CC	L	55-75	Cincinnati
Dec. 20	CC	W	62-56	Kent State
Dec. 22	A	W	72-65	Creighton
Dec. 31	CC	W	68-59	Siena
Jan. 5	A	W	66-59	Dayton (A-10)
Jan. 9	CC	W	88-58	Fordham (A-10)
Jan. 12	CC	W	72-62	Richmond (A-10)
Jan. 17	A	W	71-63	George Washington (A-10)
Jan. 19	A	W	71-67	La Salle (A-10)
Jan. 23	A	W	67-49	Rhode Island (A-10)
Jan. 26	CC	W	75-59	Dayton (A-10)
Jan. 30	CC	W	79-65	Duquesne (A-10)
Feb. 2	A	W	67-64	Richmond (A-10)
Feb. 9	A	L	79-80	St. Bonaventure (A-10)
Feb. 14	CC	W	89-75	George Washington (A-10)
Feb. 16	CC	W	84-77	Saint Joseph's (A-10)
Feb. 20	A	L	56-67	Temple (A-10)
Feb. 24	A	W	80-66	Duquesne (A-10)
Feb. 28	CC	W	68-53	La Salle (A-10)
Mar. 2	CC	W	72-52	Massachusetts (A-10)

# YEAR-BY-YEAR SCORES


## ATLANTIC 10 CONFERENCE TOURNAMENT

Mar. 7	N2	W	65-59	24	Massachusetts (OT)
Mar. 8	N2	W	66-59	24	Dayton
Mar. 9	N2	W	73-60	24	Richmond

## NCAA TOURNAMENT

Mar. 15	N3	W	70-58	22	#25 Hawaii
Mar. 17	N3	L	65-78	22	#3 Oklahoma
N1 - Conesco Fieldhouse (Indianapolis, Ind.)					
N2 - First Union Spectrum (Philadelphia, Pa.)					
N3 - American Airlines Arena (Dallas, Texas)					

## 2002-03 (26-6, 15-1 A-10)



### ATLANTIC 10 CONFERENCE WEST DIVISION REGULAR SEASON CHAMPIONS

#### NCAA TOURNAMENT SECOND ROUND

F	David West, Sr.	20.1 ppg. & 11.8 rpg. & 3.2 apg.
F	Anthony Myles, Jr.	10.2 ppg. & 6.8 rpg.
G	Romain Sato, Jr.	18.1 ppg. & 7.1 rpg.
G	Lionel Chalmers, Jr.	12.0 ppg. & 2.7 rpg.
G	Dedrick Finn, Fr.	7.6 ppg. & 2.1 rpg. & 4.3 apg.

#### XU AP

Nov. 18	CC	W	87-48	10	Saint Peter's (NIT)
Nov. 20	A	L	62-63	11	Stanford (NIT)
Nov. 24	CC	W	93-64	11	Florida A&M
Dec. 3	CC	W	74-59	16	Purdue
Dec. 7	A	W	50-44	16	Cincinnati
Dec. 9	CC	W	68-58	16	Miami (Ohio)
Dec. 14	N1	L	61-71	13	#24 Mississippi State
Dec. 20	CC	W	87-58	21	Ball State
Dec. 23	A	W	96-88	21	Siena
Dec. 28	CC	W	84-60	24	Eastern Kentucky
Dec. 31	CC	W	75-73	19	#15 Creighton
Jan. 4	A	L	58-65	19	#1 Alabama
Jan. 7	CC	L	59-67	21	Richmond (A-10)
Jan. 11	CC	W	99-83	21	St. Bonaventure (A-10)
Jan. 14	CC	W	80-47	14	La Salle (A-10)
Jan. 18	A	W	86-73	13	Massachusetts (A-10)
Jan. 21	CC	W	93-58	13	Duquesne (A-10)
Jan. 25	A	W	75-61	13	Fordham (A-10)
Feb. 1	A	W	66-52	13	Richmond (A-10)
Feb. 4	A	W	80-68	20	George Wash. (A-10)
Feb. 8	CC	W	85-77	20	Dayton (A-10)
Feb. 15	CC	W	93-70	18	Rhode Island (A-10)
Feb. 19	A	W	93-71	14	La Salle (A-10)
Feb. 22	A	W	73-72	14	#25 Dayton (A-10)
Feb. 26	A	W	80-78	13	Duquesne (OT) (A-10)
Mar. 1	CC	W	71-70	13	George Wash. (A-10)
Mar. 5	A	W	88-80	11	St. Joseph's (OT) (A-10)
Mar. 8	CC	W	96-65	11	Temple (A-10)


## ATLANTIC 10 CONFERENCE TOURNAMENT

Mar. 13	N2	W	78-73	10	George Washington
Mar. 14	N2	L	57-63	10	Temple

## NCAA TOURNAMENT

Mar. 21	N3	W	71-59	12	Troy
Mar. 23	N3	L	64-77	12	#17 Maryland
N1 - Madison Square Garden (New York, N.Y.)					
N2 - UD Arena (Dayton, Ohio)					
N3 - Gaylord Entertainment Center (Nashville, Tenn.)					

## 2003-04 (26-11, 10-6 A-10)



### ATLANTIC 10 CONFERENCE TOURNAMENT CHAMPIONS NCAA TOURNAMENT ELITE EIGHT

F	Justin Doellman, Fr.	7.3 ppg. & 3.6 rpg.
F	Justin Cage, Fr.	4.6 ppg. & 3.4 rpg.
F	Anthony Myles, Sr.	10.6 ppg. & 6.9 rpg.
G	Lionel Chalmers, Sr.	16.6 ppg. & 3.3 rpg. & 3.2 apg.
G	Romain Sato, Sr.	16.3 ppg. & 8.0 rpg.

Note: 6th man Dedrick Finn (So.) led team at 3.4 apg.

#### XU AP

Nov. 15	CC	W	62-37		Coppin State (BCA Classic)
Nov. 16	CC	W	72-58		Mercer (BCA Classic)
Nov. 17	CC	W	76-66		Oakland (BCA Classic)
Nov. 25	A	L	63-75		Ball State
Nov. 29	N1	L	77-80		Indiana (OT)
Dec. 9	A	W	55-36		Miami (Ohio)
Dec. 13	A	L	70-82		Mississippi State
Dec. 20	CC	W	78-74		LA Lafayette
Dec. 23	A	L	61-68		Iowa State
Dec. 28	CC	W	75-58		Elon
Dec. 30	CC	W	93-76		Morehead State
Jan. 3	CC	W	68-47		Alabama
Jan. 11	A	W	81-67		Rhode Island (A-10)
Jan. 14	A	L	58-71		Duquesne (A-10)
Jan. 17	CC	L	73-81		#6 Saint Joseph's (A-10)
Jan. 21	CC	W	84-45		La Salle (A-10)
Jan. 25	CC	L	44-53		Richmond (A-10)
Jan. 28	A	L	60-81		George Washington (A-10)
Jan. 31	A	L	67-74		Dayton (A-10)
Feb. 3	CC	W	71-69		#10 Cincinnati
Feb. 7	CC	W	74-52		Fordham (A-10)
Feb. 10	A	W	62-51		Richmond (A-10)
Feb. 14	CC	W	64-44		Massachusetts (A-10)
Feb. 18	A	W	78-68		La Salle (A-10)
Feb. 21	CC	W	67-60		Dayton (A-10)
Feb. 25	A	W	65-49		St. Bonaventure (A-10)
Feb. 28	CC	L	68-74		Duquesne (A-10)
Mar. 3	CC	W	83-66		George Washington (A-10)
Mar. 6	A	W	70-69		Temple (A-10)

## ATLANTIC 10 CONFERENCE TOURNAMENT

Mar. 10	N2	W	90-64		St. Bonaventure
Mar. 11	N2	W	87-67		#1 Saint Joseph's
Mar. 12	N2	W	70-47		George Washington
Mar. 13	A	W	58-49		Dayton

## NCAA TOURNAMENT


Mar. 19	N3	W	80-70		Louisville
Mar. 21	N3	W	89-74		#8 Mississippi St.
Mar. 26	N4	W	79-71		#12 Texas
Mar. 28	N4	L	63-66		#6 Duke

N1 - Conesco Fieldhouse (Indianapolis, Ind.)					
N2 - UD Arena (Dayton, Ohio)					
N3 - TD Waterhouse Centre (Orlando, Fla.)					
N4 - Georgia Dome (Atlanta, Ga.)					

## 2004-05 (17-12, 10-6 A-10)



**Sean Miller**  
Head Coach



F	Justin Cage, So.	11.1 ppg. & 5.6 rpg.
F	Justin Doellman, So.	10.9 ppg. & 6.0 rpg.
C	Brian Thornton, Jr.	10.7 ppg. & 5.8 rpg.
G	Stanley Burrell, Fr.	12.7 ppg. & 3.2 rpg.
G	Dedrick Finn, Jr.	8.1 ppg. & 2.2 rpg. & 4.2 apg.

#### XU AP


Nov. 19	CC	W	69-58		Oakland
Nov. 22	CC	L	54-66		Miami (Ohio)
Nov. 27	A	W	83-70		La Salle (A-10) (OT)
Nov. 30	CC	L	72-73		Creighton
Dec. 11	A	L	69-71		Tennessee
Dec. 18	CC	L	74-80		#20 Mississippi State
Dec. 21	CC	W	69-63		Lehigh
Dec. 28	CC	W	80-74		IPFW
Dec. 30	CC	W	69-46		Marshall
Jan. 3	CC	W	72-59		Iowa State
Jan. 8	A	L	86-90		Mass. (A-10) (3OT)
Jan. 12	CC	W	73-52		Duquesne (A-10)
Jan. 16	A	L	74-76		Fordham (A-10)
Jan. 19	CC	W	81-57		Richmond (A-10)
Jan. 22	CC	L	54-69		Temple (A-10)
Jan. 25	A	W	66-65		George Washington (A-10)
Jan. 29	A	L	59-67		Saint Joseph's (A-10)
Feb. 2	CC	W	62-50		La Salle (A-10)
Feb. 5	CC	W	77-63		Rhode Island (A-10)
Feb. 10	A	L	54-65		#21 Cincinnati
Feb. 13	A	W	83-72		Duquesne (A-10)
Feb. 16	CC	W	67-54		St. Bonaventure (A-10)
Feb. 19	A	L	55-59		Dayton (A-10)
Feb. 23	CC	W	81-62		George Washington (A-10)
Feb. 27	A	L	52-53		La Salle (A-10) (OT)
Mar. 2	A	W	73-64		Richmond (A-10)
Mar. 5	CC	W	74-65		Dayton (A-10)

## ATLANTIC 10 CONFERENCE TOURNAMENT

Mar. 10	N1	W	83-70		La Salle
Mar. 11	N1	L	68-73		Saint Joseph's

N1 - U.S. Bank Arena (Cincinnati, Ohio)

## 2005-06 (21-11, 8-8 A-10)



### ATLANTIC 10 CONFERENCE TOURNAMENT CHAMPIONS NCAA TOURNAMENT

F	Josh Duncan, So.	9.1 ppg. & 4.2 rpg.
F	Justin Cage, Jr.	10.5 ppg. & 5.4 rpg.
C	Justin Doellman, Jr.	11.0 ppg. & 6.7 rpg.
G	Stanley Burrell, So.	14.4 ppg. & 2.9 rpg. & 3.3 apg.
G	Johnny Wolf, Fr.	3.7 ppg. & 1.5 rpg. & 2.0 apg.

\*C - Brian Thornton, Sr., 15.3 ppg. & 6.8 rpg.

\* Started the first 21 games before suffering a season-ending injury on Feb. 11 vs. La Salle.

Note: 6th man Dedrick Finn (Sr.) led the team at 4.0 apg., although he did not play in any of the final eight games.

#### XU AP

Nov. 19	CC	W	80-35		Eastern Illinois
Nov. 26	N1	W	74-55		Purdue
Nov. 29	CC	W	81-56		Coppin State
Dec. 3	N2	L	62-65		#12 Illinois
Dec. 7	CC	W	79-51		Florida A&M
Dec. 11	A	W	75-65		Miami (Ohio)
Dec. 18	A	L	59-61		Creighton
Dec. 22	CC	W	78-54		Troy
Dec. 29	CC	W	73-56		Southern
Jan. 4	A	W	62-58		Saint Joseph's (A-10)
Jan. 7	CC	W	99-71		St. Bonaventure (A-10)
Jan. 9	CC	W	82-63		Eastern Kentucky
Jan. 14	A	W	78-65		Charlotte (A-10)
Jan. 19	CC	W	73-71		Cincinnati (OT)
Jan. 22	CC	L	54-59		Saint Louis (A-10)
Jan. 25	A	L	79-81		Temple (A-10)
Jan. 28	CC	W	60-55		Dayton (A-10)
Feb. 2	CC	L	85-89		#10 George Wash. (A-10)
Feb. 5	A	L	47-61		Saint Louis (A-10)
Feb. 8	A	W	63-51		Richmond (A-10)
Feb. 11	CC	L	70-79		La Salle (A-10)
Feb. 15	CC	W	84-64		Fordham (A-10)
Feb. 18	CC	W	91-70		Duquesne (A-10)
Feb. 21	A	L	62-66		Dayton (A-10)
Feb. 25	A	W	85-76		Rhode Island (A-10)
Feb. 28	CC	L	58-68		Saint Joseph's (A-10)
Mar. 4	A	L	56-65		Massachusetts (A-10)

## ATLANTIC 10 CONFERENCE TOURNAMENT

Mar. 8	N3	W	75-66		Massachusetts
Mar. 9	N3	W	59-55		Charlotte
Mar. 10	N3	W	70-59		Fordham
Mar. 11	N3	W	62-61		Saint Joseph's


## NCAA TOURNAMENT

Mar. 16	N4	L	75-79		Gonzaga
N1 - Wooden Tradition at Conesco Fieldhouse (Indianapolis, Ind.)					
N2 - United Center (Chicago, Ill.)					
N3 - U.S. Bank Arena (Cincinnati, Ohio)					
N4 - Jon M. Huntsman Center (Salt Lake City, Utah)					



# YEAR-BY-YEAR SCORES

2006-07 (25-9, 13-3 A-10)



**ATLANTIC 10 CONFERENCE  
REGULAR SEASON CO-CHAMPIONS  
NCAA TOURNAMENT SECOND ROUND**

F - Justin Doellman, Sr., 13.7 ppg. & 5.5 rpg.  
F - Justin Cage, Sr., 10.5 ppg. & 5.4 rpg.  
F - Brandon Cole, Sr., 5.8 ppg. & 4.7 rpg.  
G - Stanley Burrell, Jr., 12.4 ppg. & 2.0 rpg. & 2.4 apg.  
G - Drew Lavender, Jr., 11.2 ppg. & 2.4 rpg. & 4.8 apg.  
\*F - Josh Duncan, Jr., 9.3 ppg. & 3.4 rpg.

Note: Duncan started the first 20 games

**XU AP**

Nov. 11	CC	W	79-46	Coastal Carolina
Nov. 17	N1	W	70-67	Virginia Commonwealth
Nov. 19	N1	W	71-66	Villanova
Nov. 20	N1	L	56-63	#8 Alabama
Nov. 25	CC	W	86-68	American
Nov. 29	CC	W	68-53	Miami (Ohio)
Dec. 2	CC	W	95-61	Western Carolina
Dec. 5	CC	W	88-55	24 Detroit
Dec. 9	A	L	67-73	24 Creighton
Dec. 13	A	L	57-67	Cincinnati
Dec. 16	CC	W	76-58	Arizona State
Dec. 20	CC	L	67-68	Bucknell
Dec. 29	N2	W	65-59	Illinois
Jan. 3	N2	W	76-66	Kansas State
Jan. 6	CC	W	76-68	Temple (A-10)
Jan. 11	A	W	71-56	Fordham (A-10)
Jan. 13	A	L	65-76	Saint Louis (A-10)
Jan. 18	CC	W	83-77	Massachusetts (A-10)
Jan. 21	A	L	74-82	Saint Joseph's (A-10)
Jan. 24	A	W	92-66	St. Bonaventure (A-10)
Jan. 27	CC	W	83-67	Dayton (A-10)
Jan. 31	A	L	91-93	Duquesne (A-10)
Feb. 3	CC	W	91-57	Charlotte (A-10)
Feb. 7	CC	W	76-57	Saint Louis (A-10)
Feb. 10	A	W	87-58	George Washington (A-10)
Feb. 17	CC	W	71-50	Richmond (A-10)
Feb. 21	CC	W	98-72	Rhode Island (A-10)
Feb. 24	A	W	75-67	Dayton (A-10)
Feb. 28	CC	W	72-62	Saint Joseph's (A-10)
Mar. 3	A	W	76-65	La Salle (A-10)

**ATLANTIC 10 CONFERENCE TOURNAMENT**


Mar. 8	N3	W	72-51	Dayton
Mar. 9	N3	L	71-79	Rhode Island

**NCAA TOURNAMENT**

Mar. 15	N4	W	79-77	Brigham Young
Mar. 17	N4	L	71-78	#1 Ohio State (OT)

N1 - U.S. Virgin Islands Paradise Jam (St. Thomas, V.I.)  
N2 - U.S. Bank Arena (Cincinnati, Ohio)  
N3 - Boardwalk Hall (Atlantic City, N.J.)  
N4 - Rupp Arena (Lexington, Ky.)

2007-08 (30-7, 14-2 A-10)



**ATLANTIC 10 CONFERENCE  
REGULAR SEASON CHAMPIONS  
NCAA TOURNAMENT ELITE EIGHT**

F - Josh Duncan, Sr., 12.4 ppg. & 4.7 rpg.  
F - Derrick Brown, So., 10.9 ppg. & 6.5 rpg.  
G - Drew Lavender, Sr., 10.8 ppg. & 2.7 rpg. & 4.5 apg.  
F - C.J. Anderson, Jr., 10.7 ppg. & 5.9 rpg.  
G - Stanley Burrell, Sr., 9.7 ppg. & 2.2 rpg. & 3.8 apg.  
\*C - Jason Love, So., 6.0 ppg. & 5.5 rpg.

Note: Love started 21 out of the last 26 games

**XU AP**

Nov. 10	CC	W	90-59	Southeast Missouri State
Nov. 13	A	L	57-59	Miami (Ohio)
Nov. 20	CC	W	98-49	Coppin State
Nov. 23	N1	W	78-65	Kent State
Nov. 24	N1	W	80-65	#8 Indiana
Nov. 28	CC	W	93-68	Oakland
Dec. 1	CC	W	90-49	23 Belmont
Dec. 5	CC	W	79-66	21 Creighton
Dec. 12	CC	W	64-59	17 Cincinnati
Dec. 15	A	L	55-77	17 Arizona State
Dec. 22	CC	L	75-82	#12 Tennessee
Dec. 28	CC	W	65-33	Delaware State
Dec. 31	N2	W	103-77	Kansas State
Jan. 3	CC	W	108-70	Virginia
Jan. 6	A	W	80-57	Auburn
Jan. 9	CC	W	83-68	24 St. Bonaventure (A-10)
Jan. 12	CC	W	68-50	Fordham (A-10)
Jan. 16	A	L	59-78	20 Temple (A-10)
Jan. 19	A	W	74-66	20 George Wash. (A-10)
Jan. 24	CC	W	69-43	23 #16 Dayton (A-10)
Jan. 27	A	W	77-65	23 Massachusetts (A-10)
Feb. 2	CC	W	75-62	15 La Salle (A-10)
Feb. 7	A	W	70-68	13 Saint Louis (A-10)
Feb. 10	CC	W	76-72	13 Saint Joseph's (A-10)
Feb. 13	A	W	62-60	12 Charlotte (A-10)
Feb. 18	A	W	81-77	10 Rhode Island (A-10)
Feb. 21	CC	W	75-48	10 Duquesne (A-10)
Feb. 24	A	W	57-51	10 Dayton (A-10)
Mar. 1	CC	W	66-56	9 George Wash. (A-10)
Mar. 6	A	L	66-71	8 Saint Joseph's (A-10)
Mar. 8	CC	W	86-61	8 Richmond (A-10)

**ATLANTIC 10 CONFERENCE TOURNAMENT**


Mar. 13	N3	W	74-65	10 Dayton
Mar. 14	N3	L	53-61	10 Saint Joseph's

**NCAA TOURNAMENT**

Mar. 20	N4	W	73-61	12 Georgia
Mar. 22	N4	W	85-78	12 #20 Purdue
Mar. 27	N5	W	79-75	12 West Virginia (OT)
Mar. 29	N5	L	57-76	12 #3 UCLA

N1 - Sears Centre (Hoffman Estates, Ill.)  
N2 - U.S. Bank Arena (Cincinnati, Ohio)  
N3 - Boardwalk Hall (Atlantic City, N.J.)  
N4 - Verizon Center (Washington D.C.)  
N5 - U.S. Airways Center (Phoenix, Ariz.)

2008-09 (27-8, 12-4 A-10)



**ATLANTIC 10 CONFERENCE  
REGULAR SEASON CHAMPIONS  
NCAA TOURNAMENT SWEET 16**

F - Derrick Brown, Jr., 13.7 ppg. & 6.1 rpg.  
F - C. J. Anderson, Sr., 9.9 ppg. & 5.5 rpg.  
C - Jason Love, Jr., 6.7 ppg. & 5.9 rpg.  
G - B.J. Raymond, Sr., 14.1 ppg. & 4.1 rpg.  
G - Dante' Jackson, So., 6.6 ppg. & 3.5 rpg. & 2.7 apg.

**XU AP**

Nov. 14	CC	W	71-43	IPFW
Nov. 17	CC	W	81-65	Toledo
Nov. 20	N1	W	75-71	Missouri
Nov. 21	N1	W	63-62	Virginia Tech (OT)
Nov. 23	N1	W	63-58	#13 Memphis
Nov. 29	CC	W	60-53	16 Miami (Ohio)
Dec. 3	CC	W	81-74	14 Auburn
Dec. 10	CC	W	78-56	10 Ohio
Dec. 13	A	W	76-66	10 Cincinnati
Dec. 20	N2	L	64-82	7 #6 Duke
Dec. 23	CC	L	65-74	12 Butler
Dec. 31	CC	W	78-57	22 Robert Morris
Jan. 3	A	W	84-70	22 Virginia
Jan. 8	CC	W	70-44	16 Saint Louis (A-10)
Jan. 11	A	W	86-60	16 Fordham (A-10)
Jan. 15	A	W	67-65	15 Rhode Island (A-10)
Jan. 18	CC	W	73-53	15 La Salle (A-10)
Jan. 21	A	W	84-64	15 St. Bonaventure (A-10)
Jan. 24	A	W	80-70	15 LSU
Jan. 28	CC	W	69-47	10 Charlotte (A-10)
Jan. 31	CC	W	82-80	10 Massachusetts (A-10)
Feb. 5	CC	W	83-74	9 Temple (A-10)
Feb. 7	A	L	68-72	9 Duquesne (A-10)
Feb. 11	A	L	58-71	14 Dayton (A-10)
Feb. 14	CC	W	88-53	14 Fordham (A-10)
Feb. 19	A	L	60-65	16 Charlotte (A-10)
Feb. 22	CC	W	71-53	16 George Wash. (A-10)
Feb. 26	A	W	68-54	19 Saint Joseph's (A-10)
Mar. 5	CC	W	76-59	17 Dayton (A-10)
Mar. 7	A	L	75-80	17 Richmond (A-10)

**ATLANTIC 10 CONFERENCE TOURNAMENT**

Mar. 12	N3	W	66-47	19 Saint Louis
Mar. 13	N3	L	53-55	19 Temple

**NCAA TOURNAMENT**

Mar. 20	N4	W	77-59	20 Portland State
Mar. 22	N4	W	60-49	20 Wisconsin
Mar. 26	N5	L	55-60	20 #4 Pittsburgh

N1 - Coliseo de Puerto Rico (San Juan, P.R.)  
N2 - Izod Center (East Rutherford, N.J.)  
N3 - Boardwalk Hall (Atlantic City, N.J.)  
N4 - Taco Bell Arena (Boise, Idaho)  
N5 - TD Banknorth Garden (Boston, Mass.)

2009-10 (26-9, 14-2 A-10)



**Chris Mack**  
Head Coach



**ATLANTIC 10 CONFERENCE  
REGULAR SEASON CO-CHAMPIONS  
NCAA TOURNAMENT SWEET 16**

F - Dante Jackson, Jr., 6.5 ppg. & 3.2 rpg. & 2.2 apg.  
F - Jamel McLean, Jr., 8.5 ppg. & 7.5 rpg.  
C - Jason Love, Sr., 11.8 ppg. & 8.7 rpg.  
G - Tu Holloway, So., 12.1 ppg. & 2.4 rpg. & 3.9 apg.  
G - Jordan Crawford, So., 20.5 ppg. & 4.7 rpg. & 2.9 apg.

**XU AP**

Nov. 13	CC	W	83-57	Youngstown State
Nov. 17	CC	W	101-57	Bowling Green
Nov. 21	CC	W	105-65	Sacred Heart
Nov. 26	N1	L	61-71	Marquette
Nov. 27	N1	W	80-67	Creighton
Nov. 29	N1	L	64-69	Baylor
Dec. 4	CC	W	77-61	Kent State
Dec. 8	A	L	56-71	Kansas State
Dec. 13	CC	W	83-79	#19 Cincinnati (2OT)
Dec. 19	A	L	68-69	#21 Butler
Dec. 23	CC	W	70-67	Miami (Ohio)
Dec. 29	CC	W	89-65	LSU
Jan. 3	A	L	92-96	Wake Forest (2OT)
Jan. 7	A	W	68-62	La Salle (A-10)
Jan. 10	A	W	76-69	George Washington (A-10)
Jan. 13	CC	W	86-74	Charlotte (A-10)
Jan. 16	CC	W	78-74	Dayton (A-10)
Jan. 20	A	L	72-77	#16 Temple (A-10)
Jan. 23	CC	W	72-61	Rhode Island (A-10)
Jan. 28	CC	W	86-50	Duquesne (A-10)
Jan. 31	CC	W	108-60	Fordham (A-10)
Feb. 3	A	W	87-79	Massachusetts (A-10)
Feb. 6	A	L	65-90	Dayton (A-10)
Feb. 13	A	W	76-64	Florida
Feb. 17	CC	W	88-52	Saint Joseph's (A-10)
Feb. 20	A	W	81-67	Charlotte (A-10)
Feb. 24	A	W	73-71	Saint Louis (A-10)
Feb. 28	CC	W	78-76	#23 Richmond (A-10) (2OT)
Mar. 3	A	W	82-56	25 Fordham (A-10)
Mar. 6	CC	W	93-72	25 St. Bonaventure (A-10)

**ATLANTIC 10 CONFERENCE TOURNAMENT**

Mar. 12	N2	W	78-73	24 Dayton
Mar. 13	N2	L	85-89	24 Richmond (OT)


**NCAA TOURNAMENT**

Mar. 19	N3	W	65-54	24 Minnesota
Mar. 21	N3	W	71-68	25 #18 Pittsburgh
Mar. 25	N4	L	96-101	25 #7 Kansas State (2OT)

N1 - The Milk House (Lake Buena Vista, Fla.)  
N2 - Boardwalk Hall (Atlantic City, N.J.)  
N3 - Bradley Center (Milwaukee, Wisc.)  
N4 - EnergySolutions Arena (Salt Lake City, Utah)

# YEAR-BY-YEAR SCORES

2010-11 (24-8, 15-1 A-10)



**ATLANTIC 10 CONFERENCE  
REGULAR SEASON CHAMPIONS  
NCAA TOURNAMENT SECOND ROUND**  
F – Jamel McLean, Sr., 10.6 ppg. & 8.4 rpg.  
C – Kenny Frease, Jr., 11.7 ppg. & 7.1 rpg.  
G – Mark Lyons, So., 13.6 ppg. & 3.1 rpg. & 3.1 apg.  
G – Dante' Jackson, Sr., 7.9 ppg. & 3.1 rpg. & 2.0 apg.  
G – Tu Holloway, Jr., 19.7 ppg. & 5.0 rpg. & 5.4 apg.

			XU AP		
Nov. 12	CC	W	68-65		Western Michigan
Nov. 16	CC	W	76-66		IPFW (OT)
Nov. 19	N1	W	86-73		Iowa
Nov. 21	N1	W	57-52		Seton Hall
Nov. 22	N1	L	58-67		Old Dominion
Nov. 27	CC	W	94-90		Wofford (3OT)
Dec. 1	A	L	64-75		Miami (Ohio)
Dec. 9	CC	W	51-49		Butler
Dec. 18	CC	W	83-75		Wake Forest
Dec. 22	A	L	54-64		Gonzaga
Dec. 28	CC	W	88-64		Albany
Dec. 31	CC	L	67-71		Florida
Jan. 6	A	L	46-66		#24 Cincinnati
Jan. 9	A	W	72-45		Rhode Island (A-10)
Jan. 12	CC	W	79-50		Massachusetts (A-10)
Jan. 15	CC	W	81-76		Dayton (A-10)
Jan. 19	A	W	79-65		St. Bonaventure (A-10)
Jan. 22	CC	W	88-77		Temple (A-10)
Jan. 26	CC	W	81-74		George Washington (A-10)
Jan. 29	A	W	85-62		Richmond (A-10)
Feb. 2	A	L	62-66		Charlotte (A-10)
Feb. 5	CC	W	76-68		Saint Louis (A-10)
Feb. 8	A	W	65-57		Georgia
Feb. 13	A	W	71-63		Duquesne (A-10)
Feb. 16	A	W	74-54	24	Saint Joseph's (A-10)
Feb. 19	CC	W	79-72	24	Fordham (A-10)
Feb. 22	CC	W	100-62	25	La Salle (A-10)
Feb. 27	A	W	66-62	25	Dayton (A-10)
Mar. 2	CC	W	68-48	23	Charlotte (A-10)
Mar. 5	A	W	66-55	23	Saint Louis (A-10)

			ATLANTIC 10 CONFERENCE TOURNAMENT		
Mar. 11	N2	L	67-68	18	Dayton
			NCAA TOURNAMENT		
Mar. 18	N3	L	55-66	20	Marquette
N1 – UVi Sport and Fitness Center (St. Thomas, U.S. Virgin Islands)					
N2 – Boardwalk Hall (Atlantic City, N.J.)					
N3 – Quicken Loans Arena (Cleveland, Ohio)					

2011-12 (23-13, 10-6 A-10)




**NCAA TOURNAMENT SWEET 16**  
F – Dezmine Wells, Fr., 9.8 ppg. & 4.9 rpg.  
F – Andre Walker, Gr., 5.3 ppg. & 5.8 rpg.  
C – Kenny Frease, Sr., 10.2 ppg. & 6.1 rpg.  
G – Mark Lyons, Jr., 15.1 ppg. & 2.8 apg.  
G – Tu Holloway, Sr., 17.5 ppg. & 4.9 apg.

			XU AP		
Nov. 11	CC	W	74-63	14	Morgan State
Nov. 15	CC	W	86-63	13	IPFW
Nov. 18	CC	W	66-60	13	Miami (Ohio)
Nov. 25	CC	W	70-56	12	Georgia
Nov. 28	A	W	82-70	11	#20 Vanderbilt (OT)
Dec. 3	CC	W	66-63	11	Purdue
Dec. 7	A	W	73-61	8	Butler
Dec. 10	CC	W	76-53	8	Cincinnati
Dec. 18	CC	L	42-64	8	Oral Roberts
Dec. 22	N1	L	59-68	14	Long Beach State
Dec. 23	N1	L	82-84	14	Hawaii (OT)
Dec. 25	N1	W	87-77	14	Southern Illinois
Dec. 31	CC	L	65-72		Gonzaga
Jan. 4	A	L	70-80		La Salle (A-10)
Jan. 7	A	W	67-59		Fordham (A-10)
Jan. 11	CC	W	78-50		Duquesne (A-10)
Jan. 14	CC	W	77-64		St. Bonaventure (A-10)
Jan. 18	CC	W	68-55		Saint Joseph's (A-10)
Jan. 21	A	L	72-87		Dayton (A-10)
Jan. 25	CC	L	68-73		Saint Louis (A-10)
Jan. 28	A	W	74-70		Charlotte (A-10)
Feb. 1	A	W	59-58		George Washington (A-10)
Feb. 4	A	L	68-72		Memphis
Feb. 8	CC	W	84-66		Rhode Island (A-10)
Feb. 11	A	L	72-85		Temple (A-10)
Feb. 18	CC	W	86-83		Dayton (A-10) (OT)
Feb. 21	A	L	73-80		Massachusetts (A-10)
Feb. 25	CC	W	65-57		Richmond (A-10)
Feb. 28	A	L	59-70		Saint Louis (A-10)
Mar. 3	CC	W	72-63		Charlotte (A-10)

			ATLANTIC 10 CONFERENCE TOURNAMENT		
Mar. 9	N2	W	70-69		Dayton
Mar. 10	N2	W	71-64		Saint Louis
Mar. 11	N2	L	56-67		St. Bonaventure
			NCAA TOURNAMENT		
Mar. 16	N3	W	67-63		Notre Dame
Mar. 18	N3	W	70-58		Lehigh
Mar. 23	N4	L	70-75		#9 Baylor
N1 – Stan Sheriff Center (Honolulu, Hawaii)					
N2 – Boardwalk Hall (Atlantic City, N.J.)					
N3 – Greensboro Coliseum (Greensboro, N.C.)					
N4 – Georgia Dome (Atlanta, Ga.)					

2012-13 (17-14, 9-7 A-10)




F – Travis Taylor, Sr., 11.9 ppg. & 9.0 rpg.  
F – Justin Martin, So., 7.9 ppg. & 4.7 rpg.  
F – Jeff Robinson, Sr., 6.8 ppg. & 4.8 rpg.  
G – Semaj Christon, Fr., 15.2 ppg. & 2.9 rpg. & 4.6 apg.  
G – Dee Davis, So., 8.2 ppg. & 1.7 rpg. & 3.4 apg.

			XU AP		
Nov. 9	CC	W	117-75		Farleigh Dickinson
Nov. 13	CC	W	62-47		Butler
Nov. 17	CC	W	61-59		Robert Morris
Nov. 22	N1	L	67-70		Pacific
Nov. 23	N1	W	69-65		Drexel
Nov. 25	N1	W	74-70		Drake
Dec. 1	A	W	63-57		Purdue
Dec. 6	CC	L	64-66		Vanderbilt (OT)
Dec. 9	CC	W	62-55		Kent State
Dec. 19	N2	L	45-60		#11 Cincinnati
Dec. 22	CC	L	55-56		Wofford
Dec. 29	A	L	47-51		Tennessee
Jan. 2	A	L	59-66		Wake Forest
Jan. 10	CC	W	57-52		Temple (A-10)
Jan. 12	CC	W	71-56		George Washington (A-10)
Jan. 16	A	W	66-64		St. Bonaventure (A-10)
Jan. 19	CC	W	70-63		La Salle (A-10)
Jan. 23	A	L	57-63		Charlotte (A-10)
Jan. 26	A	L	49-59		Saint Joseph's (A-10)
Jan. 30	CC	W	66-61		Dayton (A-10)
Feb. 2	A	L	71-73		Richmond (A-10)
Feb. 9	A	W	73-65		Duquesne (A-10)
Feb. 13	CC	W	79-66		Fordham (A-10)
Feb. 16	A	L	59-70		Dayton (A-10)
Feb. 20	A	W	55-42		Rhode Island (A-10)
Feb. 23	CC	L	71-75		#24 VCU (A-10)
Feb. 26	CC	W	64-62		#19 Memphis
Mar. 2	CC	L	72-77		Massachusetts (A-10)
Mar. 6	CC	W	77-66		#16 Saint Louis (A-10) (OT)
Mar. 9	A	L	62-67		Butler (A-10)

			ATLANTIC 10 CONFERENCE TOURNAMENT		
Mar. 14	N3	L	57-58		Saint Joseph's
N1 – Anaheim Convention Center (Anaheim, Calif.)					
N2 – U.S. Bank Arena (Cincinnati, Ohio)					
N3 – Barclays Center (Brooklyn, N.Y.)					

2013-14 (21-13, 10-8 BIG EAST)



## BIG EAST CONFERENCE

**NCAA TOURNAMENT**  
F – Justin Martin, Jr., 11.7 ppg. & 5.2 rpg.  
F – Isaiah Philmore, Sr., 9.3 ppg. & 5.0 rpg.  
C – Matt Stainbrook, Jr., 10.6 ppg. & 7.4 rpg. & 2.2 apg.  
G – Semaj Christon, So., 17.0 ppg. & 2.7 rpg. & 4.2 apg.  
G – Dee Davis, Jr., 7.7 ppg. & 1.8 rpg. & 4.7 apg.


			XU AP		
Nov. 8	CC	W	83-59		Gardner-Webb
Nov. 12	CC	W	67-63		Tennessee
Nov. 15	CC	W	79-56		Morehead St.
Nov. 20	CC	W	77-51		Miami (OH)
Nov. 25	CC	W	93-65		Abilene Christian
Nov. 28	N1	L	74-77		#23 Iowa (OT)
Nov. 29	N1	L	49-64		Tennessee
Nov. 30	N1	L	78-84		USC
Dec. 7	CC	W	85-73		Bowling Green (OT)
Dec. 10	CC	W	63-60		Evansville
Dec. 14	N2	W	64-47		Cincinnati
Dec. 21	A	W	77-74		Alabama
Dec. 28	CC	W	68-53		Wake Forest
Dec. 31	CC	W	70-60		St. John's (BIG EAST)
Jan. 4	CC	W	79-68		Butler (BIG EAST)
Jan. 9	CC	W	86-79		Marquette (BIG EAST)
Jan. 12	A	L	89-95		Creighton (BIG EAST)
Jan. 15	CC	W	80-67		Georgetown (BIG EAST)
Jan. 20	A	W	84-74		DePaul (BIG EAST)
Jan. 25	A	L	72-81		Providence (BIG EAST)
Feb. 1	CC	L	60-68		Seton Hall (BIG EAST)
Feb. 3	A	L	58-81		#6 Villanova (BIG EAST)
Feb. 8	CC	W	59-53		Providence (BIG EAST)
Feb. 11	A	W	64-50		Butler (BIG EAST)
Feb. 15	A	L	72-81		Marquette (BIG EAST)
Feb. 19	CC	W	83-64		DePaul (BIG EAST)
Feb. 22	A	L	52-74		Georgetown (BIG EAST)
Feb. 25	A	W	65-53		St. John's (BIG EAST)
Mar. 1	CC	W	75-69		#9 Creighton (BIG EAST)
Mar. 3	A	L	62-71		Seton Hall (BIG EAST)
Mar. 6	CC	L	70-77		#6 Villanova (BIG EAST)

			BIG EAST CONFERENCE TOURNAMENT		
Mar. 13	N3	W	68-65		Marquette
Mar. 14	N3	L	78-86		#14 Creighton

			NCAA TOURNAMENT		
Mar. 18	N4	L	59-74		North Carolina State
N1 – Imperial Arena (Paradise Island, Bahamas)					
N2 – U.S. Bank Arena (Cincinnati, Ohio)					
N3 – Madison Square Garden (New York, N.Y.)					
N4 – University of Dayton Arena (Dayton, Ohio)					

# YEAR-BY-YEAR SCORES

## 2014-15 (23-14, 9-9 BIG EAST)



### NCAA TOURNAMENT

F – James Farr, Jr., 4.2 ppg. & 5.3 rpg.  
 C – Matt Stainbrook, Sr., 12.3 ppg. & 6.9 rpg. & 2.4 apg.  
 G – Remy Abell, Jr., 8.4 ppg. & 2.0 rpg.  
 G – Trevon Bluiett, Fr., 11.0 ppg. & 4.2 rpg.  
 G – Dee Davis, Sr., 9.0 ppg. & 2.4 rpg. & 6.0 apg.

XU AP				
Nov. 14	CC	W	93-60	Northern Arizona
Nov. 18	CC	W	97-74	Long Beach State
Nov. 21	CC	W	81-63	Stephen F. Austin
Nov. 24	CC	W	89-62	Murray State
Nov. 27	N1	W	82-71	San Diego
Nov. 28	N1	L	73-77	UTEP
Nov. 30	N2	L	70-73	Long Beach State
Dec. 6	CC	W	97-84	Alabama
Dec. 9	CC	W	66-43	IUPUI
Dec. 13	A	W	74-58	Missouri
Dec. 20	A	L	88-89	Auburn (2OT)
Dec. 28	CC	W	71-57	Florida Gulf Coast
Dec. 31	CC	W	70-53	#25 Georgetown (BIG EAST)
Jan. 3	A	L	68-71	DePaul (BIG EAST)
Jan. 7	CC	W	69-58	#19 Seton Hall (BIG EAST)
Jan. 10	A	L	76-88	Butler (BIG EAST)
Jan. 14	A	L	75-88	#5 Villanova (BIG EAST)
Jan. 17	CC	W	62-58	Marquette (BIG EAST)
Jan. 22	A	L	66-69	Providence (BIG EAST) (OT)
Jan. 24	CC	W	89-76	DePaul (BIG EAST)
Jan. 27	A	W	66-53	#21 Georgetown (BIG EAST)
Jan. 31	A	L	82-90	Seton Hall (BIG EAST)
Feb. 4	CC	L	72-79	Creighton (BIG EAST) (OT)
Feb. 7	CC	W	78-69	Providence (BIG EAST)
Feb. 10	A	W	64-44	Marquette (BIG EAST)
Feb. 14	CC	L	70-78	St. John's (BIG EAST)
Feb. 18	A	W	59-57	Cincinnati
Feb. 21	CC	W	73-56	#19 Butler (BIG EAST)
Feb. 23	A	L	57-58	St. John's (BIG EAST)
Feb. 28	CC	L	66-78	#6 Villanova (BIG EAST)
Mar. 7	A	W	74-73	Creighton (BIG EAST)

BIG EAST CONFERENCE TOURNAMENT				
Mar. 12	N3	W	67-61	#22 Butler (OT)
Mar. 13	N3	W	65-63	#23 Georgetown
Mar. 14	N3	L	52-69	#4 Villanova

NCAA TOURNAMENT				
Mar. 19	N4	W	76-57	Ole Miss
Mar. 21	N4	W	75-67	Georgia State
Mar. 26	N5	L	60-68	#5 Arizona

- N1 – Titan Gym (Fullerton, Calif.)
- N2 – Honda Center (Anaheim, Calif.)
- N3 – Madison Square Garden (New York, N.Y.)
- N4 – Veterans Memorial Arena (Jacksonville, Fla.)
- N5 – Staples Center (Los Angeles, Calif.)

## 2015-16 (28-6, 14-4 BIG EAST)



### NCAA TOURNAMENT SECOND ROUND

F – Trevon Bluiett, So., 15.1 ppg. & 6.1 rpg.  
 F – Jalen Reynolds, Jr., 9.6 ppg. & 6.5 rpg.  
 G – Myles Davis, Jr., 10.8 ppg. & 4.1 apg.  
 G – Edmond Sumner, Fr., 11.0 ppg. & 3.6 apg.  
 G – Remy Abell, Sr., 6.4 ppg. & 1.5 apg.


XU AP				
Nov. 13	CC	W	81-72	Miami (Ohio)
Nov. 17	CC	W	78-66	Missouri
Nov. 20	A	W	86-70	#24 Michigan
Nov. 23	CC	W	78-66	23 Northern Kentucky
Nov. 26	N1	W	64-45	23 Alabama
Nov. 27	N1	W	87-77	23 USC
Nov. 29	N1	W	90-61	23 Dayton
Dec. 5	CC	W	95-64	12 Western Kentucky
Dec. 8	CC	W	90-55	12 Wright State
Dec. 12	CC	W	65-55	12 #23 Cincinnati
Dec. 19	CC	W	85-61	10 Auburn
Dec. 22	A	W	78-70	6 Wake Forest
Dec. 31	A	L	64-95	6 #16 Villanova (BIG EAST)
Jan. 2	CC	W	88-69	6 #9 Butler (BIG EAST)
Jan. 6	A	W	74-66	10 St. John's (BIG EAST)
Jan. 12	CC	W	84-64	7 DePaul (BIG EAST)
Jan. 16	A	W	74-66	7 Marquette (BIG EAST)
Jan. 19	CC	L	72-81	5 Georgetown (BIG EAST)
Jan. 23	CC	W	84-76	5 Seton Hall (BIG EAST)
Jan. 26	A	W	75-68	7 #10 Providence (BIG EAST)
Jan. 30	A	W	86-65	7 DePaul (BIG EAST)
Jan. 31	CC	W	90-83	6 St. John's (BIG EAST)
Feb. 6	CC	W	90-82	6 Marquette (BIG EAST)
Feb. 9	A	L	56-70	5 Creighton (BIG EAST)
Feb. 13	A	W	74-57	5 Butler (BIG EAST)
Feb. 17	CC	W	85-74	8 #23 Providence (BIG EAST)
Feb. 20	A	W	88-70	8 Georgetown (BIG EAST)
Feb. 24	CC	W	90-83	5 #1 Villanova (BIG EAST)
Feb. 28	A	L	81-90	5 Seton Hall (BIG EAST)
Mar. 5	CC	W	98-93	5 Creighton (BIG EAST)

BIG EAST CONFERENCE TOURNAMENT				
Mar. 10	N2	W	90-72	5 Marquette
Mar. 11	N2	L	83-87	5 Seton Hall

NCAA TOURNAMENT				
Mar. 18	N3	W	71-53	9 Weber State
Mar. 20	N3	L	63-66	9 Wisconsin

- N1 – HP Fieldhouse (Buena Vista, Fla.)
- N2 – Madison Square Garden (New York, N.Y.)
- N3 – Scottrade Center (St. Louis, Mo.)

## 2016-17 (24-14, 9-9 BIG EAST)



### NCAA TOURNAMENT ELITE EIGHT

F – RaShid Gaston, Sr., 7.4 ppg. & 5.9 rpg.  
 G – Trevon Bluiett, Jr., 18.5 ppg., & 5.7 rpg. & 2.1 apg  
 G – J.P. Macura, Jr., 14.4 ppg. & 4.4 rpg. & 2.9 apg  
 G – Quentin Goodin, Fr., 5.1 ppg. & 2.0 rpg. & 3.4 apg.  
 G – Malcolm Bernard, Sr., 6.6 ppg. & 4.1 rpg.  
 \*Edmond Sumner, So., 15.0 ppg. & 4.3 rpg. & 5.0 apg.  
 \*Tyrique Jones, Fr., 4.2 ppg. & 3.1 rpg.  
 \*\*Started 20 of first 21 games; injured at St. John's on Jan. 29  
 \*\*Started 13 of the last 18 games

XU AP				
Nov. 11	CC	W	84-81	7 Lehigh
Nov. 14	CC	W	86-53	11 Buffalo
Nov. 17	N1	W	83-82	11 Missouri (OT)
Nov. 18	N1	W	83-77	11 Clemson
Dec. 20	N1	W	67-59	11 Northern Iowa
Nov. 26	CC	W	64-42	9 Northern Iowa
Nov. 29	CC	W	85-55	7 North Dakota State
Dec. 3	A	L	61-76	7 #9 Baylor
Dec. 7	A	L	66-68	13 Colorado
Dec. 10	CC	W	77-69	13 Utah
Dec. 17	CC	W	69-65	13 Wake Forest
Dec. 20	CC	W	85-56	17 Eastern Washington
Dec. 28	CC	W	82-56	17 Providence (BIG EAST)
Dec. 31	A	W	81-76	17 Georgetown (BIG EAST)
Jan. 7	CC	W	97-82	16 St. John's (BIG EAST)
Jan. 10	A	L	54-79	15 #3 Villanova (BIG EAST)
Jan. 14	A	L	78-83	15 #12 Butler (BIG EAST)
Jan. 16	CC	L	67-72	22 #7 Creighton (BIG EAST)
Jan. 22	CC	W	86-75	22 Georgetown (BIG EAST)
Jan. 26	A	L	78-86	24 #19 Cincinnati
Jan. 29	A	W	82-77	24 St. John's (BIG EAST)
Feb. 1	CC	W	72-70	8 Seton Hall (BIG EAST)
Feb. 4	A	W	82-80	8 #22 Creighton (BIG EAST)
Feb. 8	CC	W	72-61	24 DePaul (BIG EAST)
Feb. 11	CC	L	57-73	24 #2 Villanova (BIG EAST)
Feb. 15	A	L	63-75	24 Providence (BIG EAST)
Feb. 18	A	L	61-83	24 Marquette (BIG EAST)
Feb. 22	A	L	64-71	24 Seton Hall (BIG EAST)
Feb. 26	CC	L	79-88	24 #22 Butler (BIG EAST)
Mar. 1	CC	L	84-95	24 Marquette (BIG EAST)
Mar. 4	A	W	79-65	24 DePaul (BIG EAST)

BIG EAST CONFERENCE TOURNAMENT				
Mar. 8	N2	W	75-64	5 DePaul
Mar. 9	N2	W	62-57	5 #18 Butler
Mar. 10	N2	L	72-75	5 Creighton

NCAA TOURNAMENT				
Mar. 16	N3	W	76-65	9 Maryland
Mar. 18	N3	W	91-66	9 #16 Florida State
Mar. 23	N4	W	73-71	9 #4 Arizona
Mar. 25	N4	L	59-83	9 #2 Gonzaga

- N1 – HP Fieldhouse (Orlando, Fla.)
- N2 – Madison Square Garden (New York, N.Y.)
- N3 – Amway Center (Orlando, Fla.)
- N4 – SAP Center (San Jose, Calif.)

## 2017-18 (29-6, 15-3 BIG EAST)



### BIG EAST REGULAR SEASON CHAMPIONS NCAA TOURNAMENT SECOND ROUND

F – Naji Marshall, Fr., 7.7 ppg. & 4.4 rpg. & 1.6 apg. \*  
 F – Kerem Kanter, Sr., 10.9 ppg. & 4.5 rpg. \*\*  
 G – Trevon Bluiett, Sr., 19.3 ppg., & 5.5 rpg. & 2.5 apg  
 G – J.P. Macura, Sr., 12.9 ppg. & 4.5 rpg. & 2.9 apg  
 G – Quentin Goodin, So., 8.7 ppg. & 2.9 rpg. & 4.9 apg.  
 \*Started 16 of the last 17 games  
 \*\*Started 15 of the last 17 games  
 Tyrique Jones, So., 7.0 ppg. & 4.5 rpg., started 19 games  
 Kaiser Gates, Jr., 7.2 ppg. & 4.6 rpg. started 18 games

XU AP				
Nov. 10	CC	W	101-49	17 Morehead State
Nov. 13	CC	W	101-75	15 Rider
Nov. 16	A	W	80-70	15 Wisconsin
Nov. 20	CC	W	96-60	15 Hampton
Nov. 23	N1	W	83-64	15 George Washington
Nov. 24	N1	L	86-102	15 Arizona State
Nov. 28	CC	W	76-63	21 #16 Baylor
Dec. 2	CC	W	89-76	21 #11 Cincinnati
Dec. 6	CC	W	96-70	13 Kent State
Dec. 9	CC	W	96-69	13 Colorado
Dec. 16	CC	W	68-66	10 East Tennessee State
Dec. 19	CC	W	81-77	9 Marshall
Dec. 22	A	W	77-67	9 Northern Iowa
Dec. 27	A	W	91-87	6 Marquette (BIG EAST)
Dec. 30	CC	W	77-72	6 DePaul (BIG EAST)
Jan. 2	CC	W	86-79	5 Butler (BIG EAST)
Jan. 6	A	L	72-81	5 Providence (BIG EAST)
Jan. 10	A	L	65-89	10 #1 Villanova (BIG EAST)
Jan. 13	CC	W	92-70	10 #25 Creighton (BIG EAST)
Jan. 17	CC	W	88-82	11 St. John's (BIG EAST)
Jan. 20	A	W	73-64	11 #19 Seton Hall (BIG EAST)
Jan. 24	CC	W	89-70	8 Marquette (BIG EAST)
Jan. 30	A	W	73-68	6 St. John's (BIG EAST)
Feb. 3	CC	W	96-91	6 Georgetown (BIG EAST) (OT)
Feb. 6	A	W	98-93	5 Butler (BIG EAST) (OT)
Feb. 10	A	W	72-71	5 Creighton (BIG EAST)
Feb. 14	CC	W	102-90	4 Seton Hall (BIG EAST)
Feb. 17	CC	L	79-95	4 #3 Villanova (BIG EAST)
Feb. 21	A	W	89-77	4 Georgetown (BIG EAST)
Feb. 28	CC	W	84-74	3 Providence (BIG EAST)
Mar. 3	A	W	65-62	3 DePaul (BIG EAST)

BIG EAST CONFERENCE TOURNAMENT				
Mar. 8	N2	W	88-60	3 St. John's
Mar. 9	N2	L	72-75	3 Providence (OT)

NCAA TOURNAMENT				
Mar. 16	N3	W	102-83	3 Texas Southern
Mar. 18	N3	L	70-75	3 Florida State
N1	– Orleans Arena (Las Vegas, Nev.)			
N2	– Madison Square Garden (New York, N.Y.)			
N3	– Bridgestone Arena (Nashville, Tenn.)			

# XAVIER'S WINNING TRADITION

Year	Record	Atlantic 10, MCC or BIG EAST Conference Record (Finish)	NCAA (seed) or NIT Postseason	Home Attendance Avg. (Sell-outs/Home Games)
2017-18	29-6	15-3 (First in BIG EAST)	NCAA Second Round (#1 seed)	10,475 (18/18)
2016-17	24-14	9-9 (Seventh in BIG EAST)	NCAA Elite Eight (#11 seed)	10,282 (12/16)
2015-16	28-6	14-4 (Second in BIG EAST)	NCAA Second Round (#2 seed)	10,281 (11/16)
2014-15	23-14	9-9 (Sixth in BIG EAST)	NCAA Sweet 16 (#6 seed)	9,998 (9/16)
2013-14 (Begin BIG EAST)	21-13	10-8 (T-Third in BIG EAST)	NCAA Tournament (#12 seed)	9,890 (7/17)
2012-13	17-14	9-7 (T-Sixth in Atlantic 10)		9,781 (1/15)
2011-12	23-13	10-6 (T-Third in Atlantic 10)	NCAA Sweet 16 (#10 seed)	10,155 (10/16)
2010-11	24-8	15-1 (First in Atlantic 10)	NCAA Second Round (#6 seed)	10,098 (9/15)
2009-10	26-9	14-2 (T-First in Atlantic 10)	NCAA Sweet 16 (#6 seed)	10,123 (7/15)
2008-09	27-8	12-4 (First in Atlantic 10)	NCAA Sweet 16 (#4 seed)	10,097 (11/15)
2007-08	30-7	14-2 (First in Atlantic 10)	NCAA Elite Eight (#3 seed)	10,008 (9/17)
2006-07	25-9	13-3 (T-First in Atlantic 10)	NCAA Second Round (#9 seed)	9,910 (5/15)
2005-06	21-11	8-8 (T-Seventh in Atlantic 10)*	NCAA Tournament (#14 seed)	9,775 (4/15)
2004-05	17-12	10-6 (T-Second in Atlantic 10 West)		10,027 (7/16)
2003-04	26-11	10-6 (T-Third in Atlantic 10 West)*	NCAA Elite Eight (#7 seed)	9,902 (8/16)
2002-03	26-6	15-1 (First in Atlantic 10 West)	NCAA Second Round (#3 seed)	10,181 (14/15)
2001-02	26-6	14-2 (First in Atlantic 10 West)*	NCAA Second Round (#7 seed)	10,224 (13/14)
2000-01	21-8	12-4 (T-Second in Atlantic 10)	NCAA Tournament (#11 seed)	10,072 (12/14)
1999-00	21-12	9-7 (T-Second in Atlantic 10 West)	NIT Second Round	9,072 (4/15)
1998-99	25-11	12-4 (Second in Atlantic 10 West)	NIT Third Place	9,540 (6/16)
1997-98	22-8	11-5 (T-First in Atlantic 10 West)*	NCAA Tournament (#6 seed)	9,924 (10/14)
1996-97	23-6	13-3 (First in Atlantic 10 West)	NCAA Second Round (#7 seed)	9,436 (5/14)
1995-96 (Begin Atlantic 10)	13-15	8-8 (Third in Atlantic 10 West)		8,871 (5/14)
1994-95	23-5	14-0 (First in MCC)	NCAA Tournament (#11 seed)	8,201 (2/14)
1993-94	22-8	8-2 (First in MCC)	NIT Quarterfinals	6,943 (1/16)
1992-93	24-6	12-2 (T-First in MCC)	NCAA Second Round (#9 seed)	7,236 (1/13)
1991-92	15-12	7-3 (T-Second in MCC)		8,296 (1/14)
1990-91	22-10	11-3 (First in MCC)*	NCAA Second Round (#14 seed)	6,812 (1/15)
1989-90	28-5	12-2 (First in MCC)	NCAA Sweet 16 (#6 seed)	7,757 (2/14)
1988-89	21-12	7-5 (Third in MCC)*	NCAA Tournament (#14 seed)	4,411 (0/15)
1987-88	26-4	9-1 (First in MCC)*	NCAA Tournament (#11 seed)	5,853 (1/15)
1986-87	19-13	7-5 (T-Third in MCC)*	NCAA Second Round (#13 seed)	3,213 (0/15)
1985-86	25-5	10-2 (First in MCC)*	NCAA Tournament (#12 seed)	5,171 (1/14)
1984-85	16-13	7-7 (Fifth in MCC)		4,644 (0/13)
1983-84	22-11	9-5 (Third in MCC)	NIT Quarterfinals	4,788 (0/15)
1982-83	22-8	10-4 (T-Second in MCC)*	NCAA Tournament (#12 seed)	3,002 (0/15)
1981-82	8-20	1-11 (Seventh in MCC)		2,861 (0/15)
1980-81	12-16	8-3 (First in MCC)		2,782 (1/14)
1979-80 (Begin MCC)	8-18	0-5 (Sixth in MCC)		3,769 (0/12)
<b>39-Year Totals</b>	<b>851-393 (.684)</b>	<b>#398-172 (.698) Conf. Regular Season</b>	<b>27 NCAA Tournaments/4 NIT</b>	

\* Won Conference Tournament Championship

#These 39 years include 57-33 (.633) BIG EAST, 209-79 (.726) Atlantic 10 and 132-60 (.688) MCC records.

+ Xavier has won or shared 18 regular season conference championships over its 39 years in the BIG EAST, Atlantic 10 and MCC (one BIG EAST, nine A-10 and eight MCC), while winning 10 conference tournament championships (four A-10 and six MCC). XU was in the MCC 16 years (1980-1995) and the A-10 18 years (1996-2013). Last season marked Xavier's fifth year in the BIG EAST.

+ Xavier has made 12 of the last 13 NCAA Tournament fields and 16 of the last 18.

+ Xavier made its 31st postseason appearance in the last 36 years last season, including 27 NCAA Tournament berths during that time. XU only made the NCAA Tournament field one time (1961) before the 1982-83 season.


+ Xavier has recorded five straight 20-win seasons, 12 in the last 13 years and 20 in the last 22 years. Going back even further, XU has recorded 30 of its 32 all-time 20-win seasons during the 39 seasons since leaving the independent ranks in 1979.





# FATHER MICHAEL J. GRAHAM, S.J.

**UNIVERSITY PRESIDENT | 18TH YEAR**  
**CORNELL COLLEGE '75**  
**CEDAR RAPIDS, IOWA**



**Michael Graham, S.J.**, assumed the presidency of Xavier University in 2001. In 2019, he will become the longest tenured President in the history of Xavier University, surpassing Paul O'Connor, S.J., who served for 17 years from 1955-1972,

The impact of President Graham's academic and community-based vision for Xavier is far reaching. Xavier has been listed among the nation's top 10 Midwest Universities by *U.S. News & World Report*, since Graham began his presidency. Academic programs established under his leadership include master's programs in Coaching Education and Athlete Development, Health Economic and Clinical Outcomes Research and Customer Analytics.

His passion to connect and collaborate with local and regional communities inspired him to establish the Community Building Institute as well as the Eigel Center for Community Engagement at Xavier. In 2017 Graham was asked to chair the Cincinnati Preschool Promise Board of Directors, a voter-approved initiative to ensure that quality preschool is available and affordable to all children living within the Cincinnati school district. It's one of many ways he has extended his and Xavier's reach into critical issues that impact the Cincinnati community.

The Edward B. Brueggeman Center for Dialogue was established during Graham's tenure and positions Xavier as a pre-eminent place for interreligious discourse, thought and action. Xavier's partnership with the cities of Norwood and Cincinnati resulted in University Station, a mixed-use development with a goal to revitalize the surrounding community. Likewise, Xavier's current affiliation with TriHealth will bring a multi-use academic, health and recreation facility to campus in the near future.

Graham's commitment to Xavier's Jesuit heritage and spirituality can be found in the Ruth J. and Robert A. Conway Institute for Jesuit Education, which assists faculty in transforming students, and in numerous programs based in the Center for Mission and Identity that engage faculty and staff in Jesuit heritage and values.



Graham's passion for Xavier is 24/7. He lives on campus in a residence hall where he frequently invites his "hall-mates" to dinner and presides over the 10:00 p.m. Sunday Mass, one of the most popular student gatherings on campus.

Born in Cedar Rapids, Iowa, Graham entered the Society of Jesus in 1978 and was ordained a priest in 1988. He earned a PhD in American Studies from the University of Michigan in 1983 and also holds degrees in philosophy and psychology. Graham came to Xavier in 1984 when he joined the Xavier faculty as an assistant professor of history. He left Xavier to pursue his Master of Divinity from the Weston School of Theology, which he earned in 1988.

In 1989, Graham returned to Xavier and in 1994, was appointed Vice President for University Relations. In 1999, he became the Executive Assistant to President Jim Hoff, S.J. and began preparing for his role as President. During these tenures, he oversaw a broad range of University activities including a \$125 million capital campaign, at that time the most successful fundraising campaign in Xavier's history.

As a parish priest active at both Good Shepherd Catholic Church in suburban Cincinnati and with Xavier student groups, Graham carries out his Jesuit pastoral activities as a celebrant for weddings, baptisms and retreats as well as weekly Sunday worship.

In addition to Cincinnati Preschool Promise, Graham currently serves on the Center for Holocaust and Humanity Education and for the Association of Catholic Colleges and Universities, Gonzaga University in Spokane and St. Xavier High School in Cincinnati and he is on the Association of Jesuit Colleges and Universities (AJCU) Board of Directors and the BIG EAST Council of Presidents.



# GREG CHRISTOPHER

VICE PRESIDENT AND DIRECTOR OF ATHLETICS | SIXTH YEAR

MIAMI UNIVERSITY '88

WEST LAFAYETTE, IND.

 @GC\_XUATHLETICS



**Greg Christopher** was promoted in July 2018 to Xavier University's Vice President for Administration and Director of Athletics, following five years as AD. In this role, he serves on Xavier President Fr. Michael Graham's leadership cabinet and oversees three university divisions: Human Resources, Intercollegiate Athletics and Marketing and Communications.

Christopher took over as Athletic Director in May of 2013 as Xavier was preparing for its first season in



the BIG EAST Conference. He oversees Xavier's 18 intercollegiate athletic programs and 300 student-athletes. Under his guidance, Xavier Athletics has won over 60 BIG EAST titles, including eight team titles, in the first five years in the conference. Following the 2017-18 season, Christopher was named the Division I-AAA Under Armour Athletics Director of the Year.

Christopher, who spent the previous six-and-a-half years as the Director of Athletics at Bowling Green State University, is the 11th athletic director in Xavier history. Christopher oversaw 18 athletic programs with over 400 student-athletes at BGSU, which is a member of the Mid-American Conference (MAC) and Western College Hockey Association (WCHA).

Christopher went to Bowling Green from Purdue University, where he worked from 1997-2006 as Associate A.D. for External Relations and John Purdue Club Director. He was accountable for external and revenue-related areas at Purdue.

Christopher served as Executive Director for the Society of Professional Journalists in Greencastle, Ind., from 1994 to 1997 after joining the organization in 1991 as its Marketing and Development Director. Prior to working with SPJ, Christopher worked with Eure Communications and WCHV/WWVW in Charlottesville, Va., from 1988-90. In that capacity, he managed and sold station promotions, including partnerships with the athletics

program at the University of Virginia. He also worked with the page program at NBC in New York in 1988 where he served as a research analyst.

Christopher earned a bachelor's degree in Mass Communication from nearby Miami University in 1988 and earned his MBA from Miami in 1991. A former linebacker, he played football for one season before his career was cut short due to injury. While at Miami, Christopher was also involved as a television and radio color commentator for football and play-by-play voice for hockey.

Christopher, a member of the NCAA's Committee on Infractions since 2012, took over as chair of the COI in 2017. Christopher also served as chair of the BIG EAST's Long-Range Planning Committee, the working group that put together the league's first strategic plan. While at Bowling Green, Christopher chaired the Mid-American Conference's Athletic Directors' Council. He completed a four-year term on the NCAA Division I Women's Basketball Championship Committee in 2012, and served as chairman of the committee in his final year.

A West Lafayette, Ind. native, Christopher is married to the former Tina Smith of Leetonia, Ohio. Tina taught high school English at St. Ursula Academy in Toledo. Also a 1988 graduate of Miami, Tina received her bachelor's degree in Education and earned her Master's in Guidance and Counseling in 1995 from Butler University. Greg and Tina have a son, Zachary, and two daughters, Megan and Allison.



## Why Musketeers?

### THE TRADITION

The Musketeer concept was based on the suggestion of the late Reverend Francis J. Finn, S.J., a member of the Xavier University Board of Trustees for many years until his death in 1928. In response to a directive from the Trustees, Father Finn proposed the name Musketeers in 1925. It was adopted and has been a Xavier designation ever since.

In naming the Musketeers, Father Finn was not only giving rebirth to a concept of chivalry that is among France's most treasured traditions, but he was also providing permanent recognition to Xavier's strong ties with French origins and culture.

The first priest, and one of the first Europeans to navigate the Ohio River past the site that was to become Cincinnati, was a Jesuit from French Canada named the Rev. Joseph Pierre de Bonnecamps. He was a scientist and mathematician from the College of Quebec who made the trip in 1749. Numerous historical accounts credit him with creating the first map of Ohio's boundaries.

Among the first students at Xavier in the decade of the 1830's were French-speaking young men from Louisiana who were forbidden by the college regulations to use their family tongue during recreation lest they fail to learn the English language.

The first Jesuit Priest of Xavier, in 1840, was Father John Anthony Elet, a native of the French-speaking provinces of Belgium.

The great patron of the University, St. Francis Xavier, a native of Spain, received his university education at the College of St. Barbe at the University of Paris and he helped found the Jesuit Order in Paris in 1540.

So, as Father Finn reasoned, the Musketeer, a dedicated guard of the King of France, was a fine symbol of the qualities that should inspire the students and particularly the athletic teams at Xavier University.



## Xavier Mascots

**D'Artagnan** serves as the official mascot of the Xavier University athletic teams. The legendary mascot has gone through many changes over the years, but his powerful presence remained when the most recent version of the Musketeer was unveiled at the start of the 2004-05 basketball season.

The **Blue Blob** serves as a secondary mascot for the Xavier University athletic teams. The Blob is well known for being able to excite the crowd and is a favorite among the younger Musketeer fans. The Blue Blob has even been featured on SportsCenter, including a main role in a series of ESPN SportsCenter commercials.





**Tom Eiser Contact Information:**

Office: 513-745-3124  
 Cell: 513-382-5565  
 Fax: 513-745-2825  
 E-Mail: eiser@xavier.edu  
 Twitter: @EiserXUSports

**Men's Basketball:**  
 Twitter: @XavierMBB  
 Instagram: @XavierMBB



# TOM EISER

**ASSOCIATE ATHLETIC DIRECTOR  
 FOR COMMUNICATIONS**

**33RD YEAR**

**XAVIER '84**

**CINCINNATI, OHIO**

**@EISERXUSPORTS | @EISERXUSPORTS**



**Greg Lautzenheiser**  
 Assistant Director of  
 Athletic Communications



**Brendan Bergen**  
 Athletic Communications  
 Coordinator



**Hayley Schletker**  
 Athletic Communications  
 Messaging Assistant

**Tom Eiser**, Xavier Associate Athletic Director for Communications, is in his 33rd year as the media contact for the nationally-ranked men's basketball program. Eiser, who was honored in 2015 with the Sports Executive Lifetime Achievement Award from the Cincinnati Sports Professional Network, began working with the Xavier men's basketball team in 1986. He is working with his sixth head coach and has promoted the team through each of its last 25 NCAA Tournament seasons. Four of his men's basketball media guides were voted among the best in the nation in the last eight years, including "Best in the Nation" by CoSIDA in 2010-11, "Second-Best in the Nation" for 2012-13 and 2016-17 and "Third-Best" for 2017-18.

Eiser's primary responsibilities at Xavier involve directing the Athletic Communications Office, which handles communications, media relations, broadcast production, web site, social media, publicity, publications, record-keeping and research for his alma mater's 18 NCAA Division I sports. In addition, he is the sport administrator for men's and women's cross country and track and field and is the Chair of the Xavier Athletic Hall of Fame Selection Committee.

Outside of Xavier, Eiser has worked as a media specialist for men's and women's FIFA World Cup competition in

addition to a long list of men's and women's Final Four and preliminary round NCAA basketball competition.

Eiser worked in radio news and sports before accepting his first full-time job in the athletics field as the Assistant SID at the University of Detroit in 1985. He received several awards from the Society of Professional Journalists for his radio news reporting. He also has done freelance reporting for a variety of media, including Associated Press and National Public Radio.

Eiser is an active member of the College Sports Information Directors of America, the United States Basketball Writers Association and the Public Relations Society of America. He has served as Chair of the CoSIDA I-AAA University Management Committee, and serves on the BIG EAST Conference Academic Affairs Committee in addition to serving numerous times as a presenter at the annual CoSIDA/NACDA Convention.

The native Cincinnati, a 1984 graduate of Xavier with a bachelor's degree in English, studied British Media in the summer of 1984 at the University of Manchester. Eiser completed work in 2011 on a master's degree in educational administration at Xavier. He resides in his hometown with his wife, Carey.



## MEDIA GUIDELINES

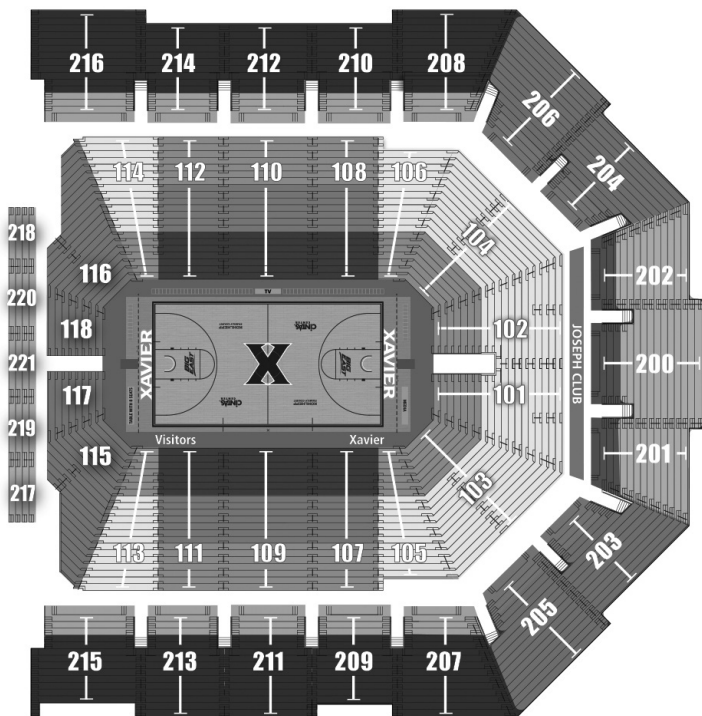
**TO THE MEDIA:** This guide has been prepared to assist you in your coverage of the 2018-19 Xavier Musketeer basketball team. Let the Athletic Communications staff know if you need additional materials or information. Updated statistics, game notes and more are available at GoXavier.com, the official Xavier Athletics web site. Call Tom Eiser at 513-745-3124 (office) or 513-382-5565 (cell) with questions, interview and pass requests or additional needs.

**PRESS, PHOTO & SCOUT PASSES:** All requests for press, photo and scout passes must be made through Tom Eiser. Passes will be left at the press entrance on the north side (loading dock) of the Cintas Center.

**SERVICES AT GAMES:** Information and statistics will be available in the press room. Refreshments and a pre-game meal are also available in the press room.

**POST-GAME INTERVIEW PROCEDURE:** Depending on media demand, the visiting coach will be brought into the press/interview room after the post-game “cooling off” period. After every game selected Xavier players and head coach Travis Steele will conduct interviews in the press/interview room. Please direct all Xavier procedural questions to Tom Eiser. Visiting team interview requests should be made through the visiting team’s media contact.

## CINTAS CENTER



**Address:** Cintas Center is located at 1624 Herald Avenue, Cincinnati, Ohio 45207.

**Athletic Department:** To reach the Siemers Family Athletic Office Suite, including the athletic communications and basketball offices, guests must enter through the Schiff Family Conference Center Entrance. Take a left when you enter the building and the athletic offices are straight down the hall.

**Media and Team Entrance:** Check in at the loading dock area, which is located on the north side of the Cintas Center.

**Media Parking:** Media with parking passes should park in designated areas. All other media/scouts must park in general access lots.

**TV Coverage:** Parking for the broadcast/production truck(s) is in the loading dock area. TV news/sports crews using “live shot” ENG vehicles must park on the east side of the building next to the entrance of the Schiff Conference Center, which is where the plug in is located. TV coverage (broadcasts or “live shots”) and the reservation of parking space must be cleared in advance through Tom Eiser, who will put the crew in touch with the appropriate Cintas Center personnel.

### PRIMARY LOCAL MEDIA (Twitter handles)

#### NEWSPAPERS

**Cincinnati Enquirer** (AM Daily, including Sat. & Sun.)  
*cincinnati.com*  
 312 Elm St., Cincinnati 45202  
 XU Beat Writer: Adam Baum (@AdamJBaum)  
 Columnist: Paul Daugherty (@EnquirerDoc)  
 Sports Editor: Jason Hoffman (@JHoffinCincy)

**Xavier Newswire** (Weekly) • *xaviernewswire.com*

#### ON THE WEB:

##### The Athletic Cincinnati

TheAthletic.com/team/xavier-musketeers  
 XU beat writer: Shannon Russell (@slRussell)

##### MusketeerReport.com

(Scout.com)  
 Site Publisher: Rick Broering (@RickBroering)

#### WIRE SERVICE

**Associated Press** • 312 Elm Street, Cincinnati 45202  
 Reporter: Joe Kay (@apjoeKay)

#### TELEVISION

**WCPO-TV 9 (ABC)** • 1720 Gilbert Ave., Cincinnati 45202  
*www.wcpo.com*  
 John Popovich (@Popo\_WCPOsports)  
 Keenan Singleton (@KJMSingleton)  
 Ken Broo (@kenbroo)  
 WCPO.com reporter: Jeff Wallner (@JeffWallner)

**WLWT-TV 5 (NBC)** • 1700 Young St., Cincinnati 45202  
*www.wlwt.com*  
 George Vogel (@vogel\_wlwt)  
 Elise Jesse (@EliseJesseWLWT)  
 Brandon Saho (@BrandonSaho)  
 Mark Slaughter (@MarkVSlaughter)

**WKRC-TV 12 (CBS)** • 1906 Highland Ave., Cincinnati 45219  
*www.local12.com*  
 Gary Miller (@Local12Gary)  
 Aly Cohen (@alyco32)  
 Kevin Barnett (@KBarnett15)  
 Jed DeMuesy (@Local12Jed)  
 Richard Skinner (@Local12Skinny)

**WXIX-TV 19 (FOX)** • 635 West 7th St., Cincinnati 45203  
*www.fox19.com*  
 Joe Danneman (@FOX19Joe)  
 Jeremy Rauch (@FOX19Jeremy)

#### RADIO

**700 WLW AM, 55KRC AM and ESPN 1530 AM**  
*www.700wlw.com*  
 8044 Montgomery Rd., Suite 650, Cincinnati 45236  
 Bill Dennison (@seg700wlw) and Dave Armbruster  
 Talk Show Hosts: Lance McAlister (@LanceMcAlister)  
 and Mo Egger (@MoEgger1530)

## XAVIER ON RADIO



The popular Xavier radio tandem of **Joe Sunderman** (XU '79) and **Byron Larkin** (XU '88) is back for a 21st straight season. They can be heard all season on 700 WLW and 55KRC with pre-game and post-game shows in addition to every regular season and postseason game broadcast. Sunderman and Larkin, who are both members of the Xavier Athletic Hall of Fame, also host the weekly Travis Steele Show, which airs live weekly from Delicio near the Xavier campus on 1530 ESPN and/or 55KRC and can also be heard on iHeart Radio. The radio schedule is at GoXavier.com. The Larkin/Sunderman broadcast tandem has been together since the 1998-99 season. Sunderman has been a part of the broadcast team since the 1980-81 season.


Xavier basketball radio broadcasts and coach's show are productions of Xavier Sports Properties, a property of Learfield Sports. XSP is the exclusive multimedia rights holder for Xavier Athletics.



Xavier Hall of Famers Byron Larkin and Joe Sunderman

## XAVIER BASKETBALL IS A NATIONAL LEADER

Xavier's men's basketball media guide was voted in the top three in the nation for the second straight year and the fourth time in the last eight years. The 2017-18 Xavier University men's basketball media guide was selected third-best in the country for all of NCAA Division I by a panel of media and design judges on behalf of CoSIDA, the College Sports Information Directors of America. Kansas earned the top spot for 2017-18 followed by Michigan State, Xavier and West Virginia. Xavier, which won "Best in the Nation" in 2010-11, had the 2016-17 and the 2012-13 editions of the media guide selected "Second-Best in the Nation." Michigan State earned the top spot in 2017 followed by Xavier, Kentucky and Kansas State. Clemson was selected first in 2013 followed by Xavier and Kansas. Xavier's 2010-11 edition was selected as the "Best in the Nation" followed by Kansas State, Oklahoma and West Virginia.



## XAVIER UNIVERSITY – ACADEMIC EXCELLENCE

- Xavier's 7,133 students choose from over 90 undergraduate majors in three colleges, 60 minors, 40 master's programs and three doctoral programs.
- Xavier's undergraduate enrollment is 4,989 (46 percent male; 54 percent female). The Xavier Class of 2022 is the largest in history.
- Xavier's student body is drawn from 48 states in addition to D.C. as well as 46 foreign countries.
- Xavier has more than 20 religions represented on campus; 46 percent of all students are Roman Catholic and 52 percent of undergrads are Roman Catholic.

- Xavier's student/faculty ratio is 12:1, and 42 percent of classes have fewer than 20 students.
- *U.S. News & World Report* has ranked Xavier among the top 10 Midwest Master's colleges and universities for 24 consecutive years, including No. 8 in the latest issue. XU is ranked among "The Best 384 Colleges in America" by *The Princeton Review*.
- Xavier is in the *Forbes* listing of "America's Top Colleges" in its annual rankings for 2018.
- Xavier's Williams College of Business is rated among the "Best Business Programs" by *U.S. News & World Report*.

- Xavier offers international study opportunities in 33 countries.
- *Kiplinger's Personal Finance* lists Xavier as a "Best Value" among private colleges and universities for combining outstanding education with economic value.
- Xavier's nationally-renowned Community-Engaged Fellows program offers a four-year scholarship that covers 75 percent of tuition costs to eight incoming students who have shown extraordinary leadership, initiative in community engagement or service and high academic achievement.

