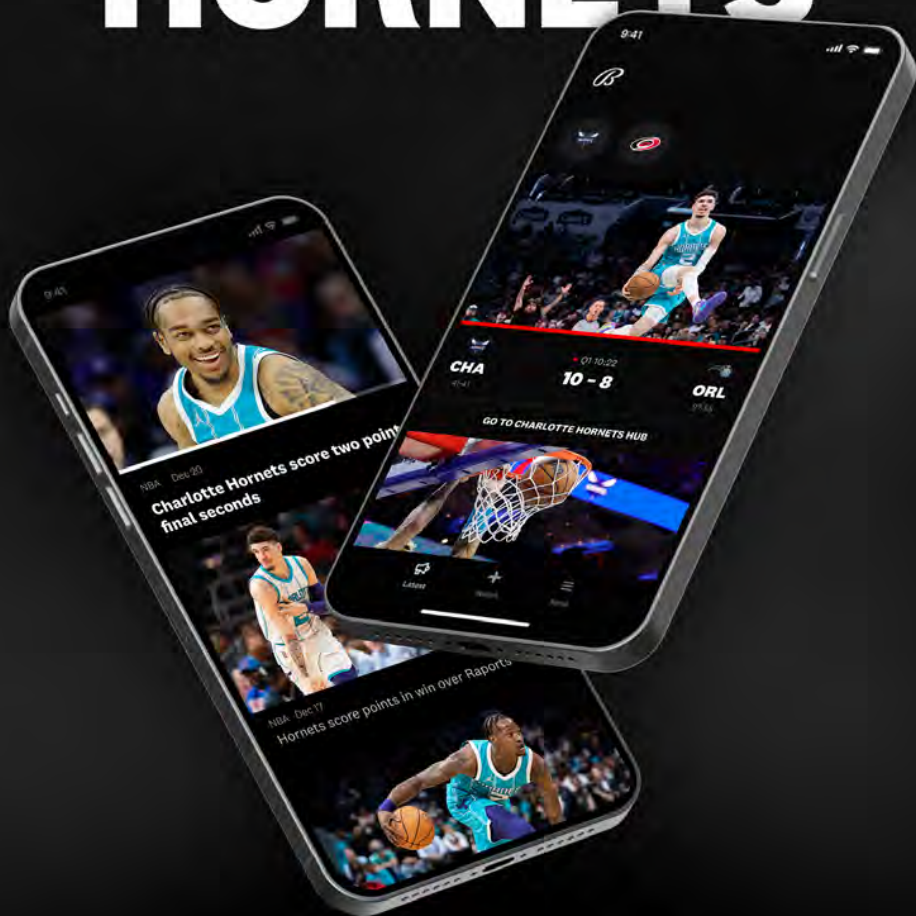


2023 - 24  
CHARLOTTE HORNETS MEDIA GUIDE



# STREAM THE HORNETS





## HORNETS SPORTS & ENTERTAINMENT

### OFFICE ADDRESS

333 East Trade Street, Charlotte, NC 28202

### TELEPHONE

704-688-8600

### ARENA

Spectrum Center (19,077)

### TICKET INFORMATION

704-HORNETS

### WEBSITE

hornets.com

### X (TWITTER)

@hornets

## COMMUNICATIONS CONTACT INFORMATION

### MIKE CRISTALDI

Chief Communications Officer

mcristaldi@hornets.com

### BRIAN TRAVIS

Senior Director of Basketball Communications

btravis@hornets.com

### MCKAYLA HERNANDEZ

Manager of Basketball Communications

mhernandez@hornets.com

### JACK BRANDSGARD

Senior Coordinator of Basketball Communications

jbrandsgard@hornets.com

### JOSH ROSEN

Senior Director of Corporate Communications

jrosen@hornets.com

### VIRGINIA POND

Manager of Corporate Communications

vpond@hornets.com

## COMMUNICATIONS GAME NIGHT OFFICE

704-688-8864

## CREDITS

### EDITORS

Jack Brandsgard, Micheala Broussard

### DESIGN AND PRODUCTION

Jai Black, Richard Chatham, Katie Denson, Marcus Miller, Britney Rochette

### PRINTING

iTek Graphics

### PHOTOGRAPHY

Kent Smith, NBAE/Getty Images

### SPECIAL THANKS

Elias Sports Bureau, Basketball Reference, Stathead and past communications staff

## © 2023 Charlotte Hornets

All NBA and team insignia depicted in this publication are the property of NBA Properties, Inc. and the respective teams of the NBA and may not be reproduced for commercial purposes without the prior written consent of NBA Properties, Inc. The information contained in this publication was compiled by the Charlotte Hornets and is provided as a courtesy to our fans and the press and may be used only for personal or editorial purposes. Any commercial use of this information is prohibited without the prior written consent of the Charlotte Hornets.

## TABLE OF CONTENTS

<b>FRONT OFFICE</b>	<b>7</b>	<b>RECORDS</b>	<b>206</b>
Staff Directory	8-9	Team Highs/Lows	207-208
Rick Schnall/Gabe Plotkin	10	Individual Highs	209
Michael Jordan	11	Opponent Highs/Lows	210-211
Fred A. Whitfield	12	Opponent Lows/Individual Highs	211
Executive Staff	13-17	Miscellaneous Statistics	212
		Career Records	213-215
<b>BASKETBALL OPERATIONS</b>	<b>18</b>	Single-Season Records	216-217
Mitch Kupchak	19	Triple-Doubles/Double-Doubles	218
Steve Clifford	20	Spectrum Center Records	219-221
Basketball Operations Staff	21-30		
Greensboro Swarm	31	<b>PLAYOFFS</b>	<b>222</b>
<b>PLAYERS</b>	<b>33</b>	All-Time Playoffs Series	223-232
Roster	34-35	Team Highs/Team Lows	233-234
Amari Bailey	36-37	Individual Highs	234
LaMelo Ball	38-39	Opponent Highs/Lows	235-236
Leaky Black	40-41	Opponent Individual Highs	236
James Bouknight	42-43	<b>NBA</b>	<b>237</b>
Miles Bridges	44-45	NBA Directory	238
Gordon Hayward	46-49	G League Directory	239
Théo Maledon	50-51	Year-by-Year vs. NBA	240-268
Cody Martin	52-53	Key Dates	269
Bryce McGowens	54-55	<b>COMMUNITY</b>	<b>270</b>
Brandon Miller	56-57	Hornets in the Community	271-272
Frank Ntilikina	58-59	Charlotte Hornets Foundation	273-274
Nick Richards	60-61	<b>MISCELLANEOUS</b>	<b>275</b>
Terry Rozier	62-64	Media Information	276
Nick Smith Jr.	65-67	Communications Staff Bios	277
Edmond Sumner	68-69	Hornets Beat Media/Stat Crew	278
JT Thor	70-71	Rick Bonnell In Memoriam	279
P.J. Washington Jr.	72-73	Spectrum Center	280
Mark Williams	74-75		
<b>HISTORY</b>	<b>77</b>		
Year-by-Year Records	78		
All-Time Coaches	79		
Year-by-Year Team Reviews	80-145		
Year-by-Year Comparison	146		
Record Breakdown	146		
All-Time Roster	147-179		
All-Time Numerical Roster	180		
All-Time Roster by College	181		
Key Dates	182-200		
Draft History	201-204		
Hornets at All-Star Weekend	204		
Hornets NBA Awards & Honors	205		



# FRONT OFFICE



## STAFF DIRECTORY

<b>CO-CHAIRMAN &amp; GOVERNOR</b> .....	Rick Schnall
<b>CO-CHAIRMAN &amp; ALTERNATE GOVERNOR</b>	Gabe Plotkin
Executive Assistant to the Chairman .....	Tina Parker
Ownership Liaison .....	Megan Meadows
<b>ALTERNATE GOVERNOR</b> .....	Michael Jordan
<b>ALTERNATE GOVERNOR &amp; EXECUTIVE COMMITTEE MEMBER</b> .....	David Novak
<b>EXECUTIVE COMMITTEE MEMBER</b> .....	Chris Shumway
<b>PRESIDENT &amp; VICE CHAIRMAN</b> .....	Fred A. Whitfield
<b>PRESIDENT OF BASKETBALL OPERATIONS &amp; GENERAL MANAGER</b> .....	Mitch Kupchak
<b>EXECUTIVE VICE PRESIDENT &amp; CHIEF OPERATING OFFICER</b> .....	James R. Jordan
Director of Business Operations.....	Eliza Lesko

### BASKETBALL OPERATIONS

Senior Vice President of Basketball Operations & Assistant General Manager .....	Buzz Peterson
Vice President of Player Personnel.....	Larry Jordan
Assistant General Manager .....	David Duquette
Head Coach .....	Steve Clifford
Assistant Coach.....	Tyrone Corbin
Assistant Coach.....	Bob Beyer
Assistant Coach.....	Marlon Garnett
Assistant Coach.....	Mike Wells
Assistant Coach.....	Rex Walters
Assistant Coach.....	Nick Friedman
Assistant Coach.....	Norman Richardson
Assistant Coach.....	Bruce Kreuzer
Senior Director of Basketball Operations .....	Kathryn Karalus
Director of Player Programs.....	Matt Carroll
Director of Player Support and Life Skills .....	Marvin Williams
Director of Health Care & Sports Performance .....	Joe Sharpe
Associate Head Athletic Trainer .....	Quinton Sawyer
Senior Athletic Trainer .....	Nina Hsieh
Massage Therapist & Assistant Athletic Trainer .....	Kayla McKenzie
Physical Therapist .....	Jonathon Gardner
Director of Applied Sports Science.....	Dan Taylor
Head Strength & Conditioning Coach.....	Adam Linens
Assistant Strength & Conditioning Coach.....	Jason Meiring
Head Equipment Manager .....	Jason Rivera
Assistant Equipment Manager .....	Matthew Meza
Head Video Coordinator .....	Jackson Simmons
Video Coordinator .....	Andrew Gardiner
Video Coordinator .....	Brian O'Connor
Assistant Video Coordinator .....	John Bowen
Assistant Video Coordinator .....	Elijah Staley
Assistant Video Coordinator .....	Gerardius Troutman
Director of International Scouting.....	Jakub Kudlacek
International Scout.....	Yassin Idbihi
College Scout.....	Murry Bartow
College Scout.....	Daniel Goose
Pro Scout.....	Cam Twiss
Team Scout.....	Kevin Grevey
Team Scout.....	Justin Jordan
Team Scout.....	Gary Sacks
Team Scout.....	Jordan Wilkes
Scout.....	Richie Wrase
Team Physician.....	Dr. Marcus Cook
Team Physician.....	Dr. Joe Garcia
Team Dentist.....	Dr. Larry Seitlin
Senior Director of Team Security.....	Anthony Datcher
Manager of Team Security .....	John Kitchens
Director of Basketball Strategy & Legal Affairs.....	Jon Moul
Head of Quantitative Analysis & Development .....	Alexander Powell
Senior Software Developer.....	Michael Mirandi
Software Developer.....	Owen Iwamasa
Basketball Analyst .....	Max Wiviott
Coordinator of Basketball Operations.....	Malik Burnett
Coordinator of Basketball Operations.....	Max Clevens
<b>Chief Revenue Officer</b> .....	Jacob Gallagher
Executive Assistant, Revenue .....	Noemi Leguillon

### BUSINESS INTELLIGENCE

Vice President of Business Intelligence .....	Trevor Corbin
Director of Business Intelligence .....	Morgan Hoefft
Director of Email Marketing & App .....	Stafford Braxton
Director of Innovation & Emerging Technologies .....	Carly Callans
Senior Manager of Database.....	Ian Rewoldt
Senior Email Marketing Analyst.....	Emalee Stack
Business Analyst.....	Jonathan Olds
Business Analyst.....	Paul Yoder Jr.
Business Analyst.....	Alexandria Wright
CRM Analyst .....	Auston Anderson
Email Marketing Analyst.....	Matt Sheridan

### PARTNERSHIPS

Vice President of Partnerships.....	Alma Parvaz
Director of Partnership Activation.....	Kristen Hill
Director of Partnership Development.....	Zach Kaytes
Senior Manager of Partnership Development.....	Donna Twiss
Manager of Partnership Development .....	Dion Beary
Manager of Partnership Development .....	Amiya Lilly
Manager of Partnership Development .....	Samuel O'Badatunde
Manager of Partnership Development .....	Josh Otterline
Account Manager, Partnership Activation .....	Ryan Anzalone
Account Manager, Partnership Activation .....	Diamond Evans
Account Manager, Partnership Activation .....	Christina Hayden
Account Manager, Partnership Activation .....	Kelsey Kellogg
Account Manager, Partnership Activation .....	Destini Orr

### TICKETING

Vice President of Luxury Sales & Services .....	Theresa Power
Vice President of Retention & Group Sales .....	Cedric Roberts
Vice President of Ticket Sales .....	Will Bardaglio
Vice President of Ticket Strategy & Operations .....	Andrew Shure
Senior Director of Ticket Sales.....	Alexandria Anneheim
Senior Manager of Suite Sales.....	Colin Riley
Manager of Group Sales.....	Daniel Loskowitz
Manager of Inside Sales.....	Brett Braman
Manager of Luxury Rentals.....	Scott Walters
Manager of Membership Services.....	Andrea Velasco
Manager of Suite Sales .....	Derrick Crump
Manager of Ticket Operations.....	Elizabeth Brooks
Coordinator of Ticket Operations.....	Charles Moore
Account Executive, Group Sales .....	Nick Bock
Account Executive, Group Sales .....	Lauren Lama
Account Executive, Group Sales .....	Hastings Sanford
Account Executive, Group Sales .....	Hank Snyder
Account Executive, Membership Sales.....	David Allen
Account Executive, Membership Sales.....	Brenda Brooks
Account Executive, Membership Sales.....	Clark Crook
Account Executive, Membership Sales.....	Alison Disandro
Account Executive, Membership Sales.....	Spencer Frybergh
Account Executive, Membership Sales.....	Marcus Manley
Account Executive, Membership Sales.....	Kris Perez
Account Executive, Premium Sales .....	Jawann Williams
Account Executive, Premium Sales .....	Kendrick Chiu
Account Executive, Premium Sales .....	David Mason
Account Executive, Premium Sales .....	Stephen Wythe
Account Manager, Luxury Services .....	Alexis Brunk
Account Manager, Luxury Services .....	Lyndsey Hutchens
Account Manager, Membership Services.....	Mikaela Armstrong
Account Manager, Membership Services.....	Rashii Givens
Account Manager, Membership Services.....	Adam McDonald
Account Manager, Membership Services.....	Laura Millard
Account Manager, Membership Services.....	Ryan Pape
Inside Sales Consultant .....	Jack DiMario
Inside Sales Consultant .....	Trafford Dunn
Inside Sales Consultant .....	DeAngelo Jacobs
Inside Sales Consultant .....	Cameron Klein
Inside Sales Consultant .....	Adaeze Okwara
Inside Sales Consultant .....	Elizabeth Schroeder
Inside Sales Consultant .....	Lindsey Warden

### Chief Marketing Officer

Administrative Assistant, Consumer Engagement.....	Seth Bennett
	Asia Green

### CREATIVE SERVICES

Senior Director of Creative .....	Tru Filyaw
Art Director .....	Richard Chatham
Manager of Creative Projects .....	Britney Rochette
Senior Graphic Designer .....	Alex Brown
Senior Graphic Designer.....	Lauren-Ashley Evans
Senior Graphic Designer .....	Marcus Miller
Graphic Designer .....	Jai Black
Graphic Designer .....	Katie Denson

## STAFF DIRECTORY

### FAN EXPERIENCE

Senior Vice President of Fan Experience & Live Production... Jason Simon  
 Senior Director of Technical Operations..... Kelly Heddeson  
 Director of Animation..... Kathy Schmid  
 Director of Game Presentation..... Emily Ladd  
 Senior Manager of Event Presentation..... Jessica Black  
 Senior Manager of Technical Operations..... Eric Lantz  
 Manager of Game Presentation..... Jennifer Sartorio  
 Coordinator of Special Appearances..... Aidan Charley  
 Animator..... Roy Skinner  
 AV Specialist..... Rene Perez

### MARKETING

Vice President of Marketing..... Liz Ralon Rackoff  
 Director of Marketing..... Mandy Smith Stafford  
 Director of Marketing Projects & Campaigns..... Lauren Alderly  
 Senior Manager of Consumer Engagement..... Ed Ibarquien  
 Manager of Youth Camps..... Ty Bogues  
 Senior Coordinator of Marketing Projects..... Nina Tran

### RETAIL

Senior Director of Retail Operations..... Dave Cromar  
 Senior Manager of Retail Warehouse..... Michael Dill  
 Manager of Retail Operations..... Richard Robinson  
 Senior Coordinator of Retail Operations..... Emmaly Ware

**Chief Communications Officer**..... Mike Cristaldi

### BROADCASTING

Radio Broadcaster..... Sam Farber  
 Radio Network Producer..... Rob Longo

### COMMUNICATIONS

Senior Director of Basketball Communications..... Brian Travis  
 Manager of Basketball Communications..... McKayla Hernandez  
 Senior Coordinator of Basketball Communications..... Jack Brandsgard  
 Senior Director of Corporate Communications..... Josh Rosen  
 Manager of Corporate Communications..... Virginia Pond

### CORPORATE SOCIAL RESPONSIBILITY

Vice President of Corporate Social Responsibility/Executive Director of Charlotte Hornets Foundation..... Betsy Mack  
 Director of Corporate Social Responsibility..... Tiara Brown  
 Manager of Charlotte Hornets Foundation..... Andie deCelis  
 Manager of Corporate Social Responsibility..... Gabrielle Hunter  
 Manager of Literacy Programs..... Dave Stogdill  
 Coordinator of Corporate Social Responsibility..... Cina Falvo

### DIGITAL MEDIA

Vice President of Digital Media..... Matt Rochinski  
 Director of Production..... Kyle Kebert  
 Director of Social Media..... Diana Smith  
 Manager of Digital Development..... Miguel Ramirez  
 Producer..... Nick Bolick  
 Producer..... Isaiah Robinson  
 Producer..... Kevin Stewart  
 Hornets Lead Writer..... Sam Perley  
 Senior Coordinator of Digital Strategy..... Addison Vermillion  
 Coordinator of Digital Development..... Allan Monzon  
 Coordinator of Social Media..... Jess Lee  
 Digital Designer..... Ross Goldfarb  
 Digital Designer..... Mike Jones  
 Associate Producer..... Ryan Cruz  
 Associate Producer..... Mykala Smalley

**Chief Financial Officer**..... Travis Ferguson

### FINANCE

Controller..... Jim Dunlevy  
 Senior Director of Financial Analysis..... Graham Pitt  
 Senior Manager of Accounting..... Nadia Thomas  
 Senior Manager of Finance & Accounting..... Adriene Goree

### HUMAN RESOURCES

Senior Vice President of People Strateg..... Stephanie Hurren  
 Senior Director of HR Business Operations..... Poppy Graham  
 Manager of Benefits..... Kia Thao  
 Manager of Talent Acquisition..... Ayaana Glenn  
 HR Generalist..... Chanel Johnson  
 Payroll Specialist..... Mark Dale

### LEGAL AFFAIRS

Vice President & Senior Associate Counsel..... Shannon Gilligan  
 Associate Counsel..... Cymoril White

**Chief Information Officer**..... Ronnie Bryant

### INFORMATION TECHNOLOGY

Manager of Information Technology..... Will Chamberlain  
 IT Support Specialist..... Aniyah McGriff

IT Support Specialist..... Jerry Wier

### HORNETS VENOM GT

Head Coach & General Manager..... Lawrence West  
 Manager of Business Operations..... Mylia Garner

**Executive Vice President & Spectrum Center General Manager**.....

Donna Julian  
 Senior Coordinator of Arena Management..... Jazmyne Blanding

### ARENA MANAGEMENT

Vice President of Arena Operations..... Cathy Buchhofer  
 Vice President of Booking & Events..... Dan Bain  
 Director of Arena Events..... Daniel Zeregarb  
 Director of Arena Marketing..... Erika Brim  
 Director of Arena Operations & Sustainability..... Alex MacKenzie  
 Director of Arena Ticketing..... Marina Jaramillo  
 Senior Manager of Guest Experience..... Eric Bofenkamp  
 Manager of Arena Events..... Brittney Wilson  
 Manager of Arena Marketing..... Mackenzie Myrkle  
 Manager of Arena Ticketing..... Freddie Nunez Jr.  
 Manager of Guest Experience..... Jordan Wiley  
 Senior Coordinator of Arena Events..... Michael Little  
 Senior Coordinator of Guest Experience..... Myrita White  
 Mailroom..... Bryan Williams

### ARENA SECURITY

Senior Director of Arena Security & Public Safety..... Tim Roberts  
 Manager of Building Security..... Edward Booker  
 Manager of Building Security Systems..... Eloid Washington  
 Manager of Event Security..... Richard Davis II  
 Security Supervisor..... Kelly Champion  
 Security Supervisor..... Sabrina Copeland  
 Security Supervisor..... Samuel Weddington  
 Executive Entrance Security Officer..... Casher Holt Jr.  
 Security Officer..... Thomas Brown  
 Security Officer..... Eric Cabell  
 Security Officer..... Boyce Carter  
 Security Officer..... Ellen Clay  
 Security Officer..... James Cuffee  
 Security Officer..... Peter Dumais  
 Security Officer..... Geneah Evans  
 Security Officer..... Jacob Jeralds  
 Security Officer..... Dominic Jones  
 Security Officer..... Patrick Scott  
 Security Officer..... Mark Tait  
 Security Officer..... D'Varis Williams

### SPECIAL ADVISORS

Hornets Ambassador and Special Projects Advisor..... Muggsy Bogues  
 Hornets Ambassador and Special Projects Advisor..... Dell Curry  
 Special Advisor for Community Tickets..... Sporty Jeralds

**Greensboro Swarm President**..... Steve Swethoa

### BASKETBALL OPERATIONS

General Manager..... Cole Teal  
 Head Coach..... Jordan Surenkamp  
 Assistant Coach..... Donyell Marshall  
 Assistant Coach..... Ben Resner  
 Assistant Coach..... Jonathan Yim  
 Manager of Basketball Ops. & Player Development Coach..... Philip Jones  
 Head Athletic Trainer..... Patrick Sponzo  
 Assistant Athletic Trainer..... Abigail Abiva  
 Strength & Conditioning Coach..... Adam Hoffman  
 Head Video Coordinator..... Thomas Fox

### BUSINESS OPERATIONS

Director of Marketing..... Colby Thompson  
 Director of Revenue..... Brandon Rothfuss  
 Senior Manager of Business Operations..... Grey Cook  
 Manager of Communications & CSR..... Haley Winstead  
 Manager of Partnership Development..... Hayden Hall  
 Manager of Ticket Sales & Services..... Trey Johnson  
 Coordinator of Marketing..... Yoenha Park  
 Account Executive, Group Sales..... De'Asia Pqhan  
 Account Executive, Membership Sales..... Muhammed Abdul-Qahar  
 Account Manager, Membership Services..... Rodrayus McClure  
 Account Manager, Partnership Activation..... Jack Mehrtens

**OWNERSHIP**



**RICK SCHNALL**  
CO-CHAIRMAN & GOVERNOR

Rick Schnall serves as Co-Chairman & Governor of the Charlotte Hornets and Hornets Sports & Entertainment. Along with Gabe Plotkin, Schnall led a group in purchasing the majority share of the Hornets from Michael Jordan on August 3, 2023. Prior to purchasing the Hornets, Schnall had been a minority owner of the Atlanta Hawks and an alternate governor on the NBA Board of Governors since 2015. While with Atlanta, Schnall was involved in various aspects of the Hawks’ team building process, as well as the renovations to State Farm Arena.

Schnall is co-president of Clayton, Dubilier & Rice LLC, where he has worked for 27 years. He is a member of the Investment and Executive committees, leads the firm’s Financial Services and Technology verticals and chairs the Healthcare vertical, which he launched in 2003.

Schnall is a graduate of the University of Pennsylvania’s Wharton School and holds an MBA from Harvard Business School. He is a Board Member of the Michael J. Fox Foundation for Parkinson’s Research, Zeta Charter Schools and the CD&R Foundation. Schnall has been playing and watching basketball all his life. He and his wife, Susie, have three sons (ages 22, 20 and 18). Rick and Susie will split their time between New York and Charlotte.



**GABE PLOTKIN**  
CO-CHAIRMAN & ALTERNATE GOVERNOR

Gabe Plotkin serves as Co-Chairman & Alternate Governor of the Charlotte Hornets and Hornets Sports & Entertainment. Plotkin, along with Rick Schnall, led a group in purchasing the majority share of the Hornets from Michael Jordan on August 3, 2023. He originally acquired a minority stake in the franchise in 2019 and has been an alternate governor on the NBA Board of Governors since that time.

Plotkin founded Tallwoods Capital LLC in 2022 and serves as the firm’s Chief Investment Officer. Tallwoods Capital is a family office that focuses on long-term investments, primarily in the equity markets. Previously, Plotkin was the CIO and founder of Melvin Capital from 2014-2022, a long/short hedge fund with a focus on consumer and technology stocks. Prior to Melvin Capital, Plotkin was a prominent trader at SAC Capital from 2006-2014.

Plotkin graduated magna cum laude, Phi Beta Kappa from Northwestern University with a BA in Economics. Currently, he serves on the board of Children of Fallen Patriots. Plotkin resides in Miami Beach, Fla., along with his wife and four children.

**OFFICE OF THE CHAIRMAN**



**TINA PARKER**  
Executive Assistant  
to the Chairman



**MEGAN MEADOWS**  
Ownership Liaison





## MICHAEL JORDAN

### ALTERNATE GOVERNOR

An NBA legend, Michael Jordan was inducted into the Naismith Memorial Basketball Hall of Fame in September 2009. As a player, Jordan virtually rewrote the record book. He played 13 seasons for the Chicago Bulls, leading the league in scoring a record 10 times. His 30.1 points per game average is the highest in NBA history and, with 32,292 points, he ranks fifth on the all-time scoring list. Jordan led the Chicago Bulls to six NBA Championship titles and was named NBA Finals MVP during each of those series. A five-time regular season MVP, in 1991 and 1992, he became the only player to win back-to-back regular season and Finals MVP awards.

In March 2010, Jordan became the majority owner of the Charlotte Bobcats, after four years as part of the team's ownership group and its Managing Member of Basketball Operations. Jordan was the first former player to become the majority owner of an NBA franchise. Under his direction, the team changed its name to the Charlotte Hornets prior to the 2014-15 season, bringing the historic moniker back to its fans and the city. In July 2023, Jordan sold his majority stake in the Hornets to a group led by Gabe Plotkin and Rick Schnall, while retaining a minority share in the franchise.

Jordan burst onto the national stage as a freshman at the University of North Carolina, leading his team to the NCAA Championship with a dramatic game-winning shot. Following a stellar college career during which he was a two-time College Player of the Year and first team All-America, Jordan was chosen with the third pick of the 1984 NBA Draft. Jordan is a two-time Olympic Gold Medal winner, most famously as a member of the 1992's "Dream Team."

After a brief stint as an owner and executive with the Washington Wizards in 2000-01, Jordan returned to the court as a player for the team for the 2001-02 and 2002-03 seasons before retiring.

Off the court, Jordan is a successful businessman, investor and philanthropist. Since its creation, his Jordan Brand (a division of NIKE) has been an innovator of athletic shoes and apparel. The Jordan Brand has grown to become a market leader under Jordan's creative design input. As one of the world's most popular and recognizable figures, Jordan's endorsement portfolio includes 2K, Gatorade and Upper Deck, among others. His other business ventures include several thriving restaurants. Jordan also serves as a special advisor to the Board of Directors of DraftKings and Sportradar.

Along with his friend, three-time Daytona 500 winner, Denny Hamlin, Jordan launched a NASCAR team, 23XI Racing, in the fall of 2020. 23XI Racing made its NASCAR Cup Series debut at the Daytona 500 in February 2021.

Jordan strongly believes in giving back to the community. He has long supported many charitable causes that provide opportunities for at-risk youth, help kids with disabilities and illnesses and teach and mentor children. In 2017, Jordan donated \$7 million to fund two Novant Health Michael Jordan Family Medical Clinics in Charlotte. The clinics have provided critical health care services to more than 5,000 patients and have been an important access point for COVID-19 vaccination, testing, treatment and education. Jordan made an additional gift of \$10 million in early 2020 for two medical clinics in his hometown, Wilmington, North Carolina that are scheduled to open in 2022. Jordan has served as Make-A-Wish's Chief Wish Ambassador since 2008 and has been a wish granter for the organization for more than 30 years. In addition, he is a supporter of the NAACP Legal Defense and Education Fund, the University of North Carolina and the James R. Jordan Boys and Girls Club in Chicago, as well as other organizations. Jordan is also a founding donor of the Smithsonian's National Museum of African American History and Culture in Washington, DC. In 2020, he, along with Jordan Brand, announced their 10-year, \$100 million Black Community Commitment initiative, dedicated to addressing systemic racism and improving outcomes for Black Americans.

In 2016, Jordan was awarded the Presidential Medal Freedom, the nation's highest civilian honor, by President Barack Obama.

Jordan and his wife, Yvette, have two daughters, Victoria and Ysabel. He also has three children, Jeffrey, Marcus and Jasmine, from a previous marriage.

**FRED A. WHITFIELD**  
PRESIDENT & VICE CHAIRMAN



A talented sports executive with experience as a player, coach, agent, sports marketer and basketball operations administrator, Fred Whitfield is President & Vice Chairman of Hornets Sports & Entertainment, a title he assumed in March 2018, after having served as President & Chief Operating Officer since joining what was then Bobcats Sports & Entertainment in July 2006. In this role, Whitfield oversees all business operations for the organization - which owns the Charlotte Hornets, the Greensboro Swarm and Hornets Venom GT and operates Spectrum Center - including the Hornets' name change from Charlotte Bobcats in the summer of 2014, the arena's rebranding in the summer of 2016 following naming rights partner Time Warner Cable's merger with Charter Communications and the launch of both the Swarm in the NBA G League in 2016 and Hornets Venom GT in the NBA 2K League in 2020.

Since coming to Charlotte, Whitfield has overseen dramatic growth throughout the organization. In recent years, he has led Spectrum Center's efforts to secure the 2019 NBA All-Star Game, 2019 ACC Men's Basketball Tournament and 2020 Republican National Convention, as well as the Jumpman Invitational that debuted at the arena in December 2022 and the return of NCAA Men's Basketball Tournament action in 2024. Additional accomplishments during his tenure with the organization include securing a total of more than \$300 million in funding for Spectrum Center renovations and a performance center, reaching long-term agreements with Ticketmaster to serve as the arena's ticketing provider and Live Nation to book entertainment, hosting the 2012 Democratic National Convention and simultaneously signing an arena naming rights deal with Time Warner Cable and a television broadcast rights deal with FOX Sports.

Whitfield joined the organization from Jordan Brand, where he managed endorsements and sports marketing strategy as Director of Business and Legal Affairs from 2004-06. From 2000-03, he was Director of Player Personnel and Assistant Legal Counsel for the Washington Wizards, where he was responsible for salary cap administration, contract negotiations and overseeing player scouting. Prior to the Wizards, Whitfield served as Director of Player Development for Nike Basketball, where he was responsible for scouting potential endorsers, negotiating endorsement contracts and overseeing business and marketing strategies for more than 150 NBA players. His career in sports began in 1992 as a player agent representing professional athletes with Falk Associates Management Enterprises (F.A.M.E.) as Director of the Carolinas Region, based in Greensboro. Before joining F.A.M.E., Whitfield established and managed a successful law practice in Greensboro.

Whitfield is the founder of HoopTee Charities, Inc, a North Carolina-based nonprofit corporation whose mission is to provide scholarships for disadvantaged youngsters to attend camps and educational based programs across the country, and the Achievements Unlimited Basketball School, which has served more than 15,000 kids in Greensboro and Charlotte over the last 38 years.

In 2023, Whitfield received the Lifetime Achievement Award during the Charlotte Business Journal's Most Admired CEO Awards, after having been recognized each year since the awards began in 2018. In 2019, he received the prestigious Citizen of the Carolinas Award from the Charlotte Regional Business Alliance, as well as the UNC Charlotte Distinguished Service Award. Whitfield was inducted into the North Carolina Sports Hall of Fame in 2018, received the Charlotte Chamber Economic Growth Champion Award in 2017 and has been selected to Business North Carolina's Power List every year since 2018. He currently serves on the Executive Committees of the Charlotte Executive Leadership Council, the Charlotte Regional Business Alliance, the Charlotte Sports Foundation and the Foundation for the Carolinas, and is also a member of the Governor's NC Business Council of Management and Development and the Campbell University Board of Trustees.

Whitfield earned a BBA degree in economics and played basketball at Campbell University, receiving All-South and team MVP honors as a senior. He went on to complete his MBA at Campbell while serving as an assistant coach for the Camels and was inducted into the school's Sports Hall of Fame in 1995. He later earned a Juris Doctorate from North Carolina Central University School of Law, where he was Student Bar Association President.

Whitfield and his wife, Mary, reside in Charlotte.



**JAMES R. JORDAN**  
 EXECUTIVE VICE PRESIDENT & CHIEF OPERATING OFFICER

James R. Jordan serves as Executive Vice President & Chief Operating Officer for Hornets Sports & Entertainment. He joined the organization in November 2013 after serving as an advisor to the Chairman's support team since March 2010. Prior to coming to the organization, Jordan was Director of Operations and Administration for the EPS Corporation, Field Service Company located in Fayetteville, North Carolina, since 2006.

Jordan retired from the United States Army in September 2006 after 31 years of service as an outstanding soldier, leader and manager with documented success. He served as the 35th Signal Brigade Airborne Command Sergeant Major from February 2002-April 2006 as a part of 18th Airborne Corps Task Force supporting Combat Operations in Iraq and Afghanistan. While deployed, he was the Senior Signal Enlisted Manager of a Signal Task Force that, at times, reached over 3,600 soldiers and contractors spanning throughout both countries.

Jordan also served at Fort Bragg from August 1993-February 2002 as the 327th Airborne Signal Battalion Command Sergeant Major and as Bravo Company 327th First Sergeant within the 35th Signal Brigade Airborne, where he was responsible for planning, coordinating and directing the activities of all personnel assigned while in both positions. He was selected to lead an Airborne Signal Task Force that supported a 1,500-person Task Force of soldiers and contractors during Operation Restore Hope in Haiti.

As a member of the United States Army, he received numerous awards, including the Legion of Merit Award; The Bronze Star Medal; Meritorious Service Medal (4th Oak Leaf Cluster); Army Commendation Medal (10th award); Army Achievement Medal (5th award); Humanitarian Service Medal; Armed Forces Expeditionary Medal; National Defense Service Medal; Korean Service Medal; Global War on Terrorism Service Medal; Global War on Terrorism Expeditionary Medal; Afghanistan Campaign Medal; Iraqi Campaign Medal; Good Conduct Medal (10th award); and The Signal Corps' Silver and Bronze Order of Mercury Medals.

Jordan and his wife, Blanca, have three kids and presently reside in Fayetteville, North Carolina, where he is actively engaged in supporting the community.

## FRONT OFFICE

### **DONNA JULIAN**

#### **EXECUTIVE VICE PRESIDENT & SPECTRUM CENTER GENERAL MANAGER**

Donna Julian is Executive Vice President & Spectrum Center General Manager for Hornets Sports & Entertainment. In this role, she directs all aspects of arena administration, including operations, booking, guest experience, public safety and marketing for the venue that is the home of the NBA's Charlotte Hornets.

Julian initially joined the organization on February 1, 2005, and was part of the team that opened Spectrum Center in 1900 October 2005. Under her leadership, the arena has hosted more than 20,000,000 fans at more than 1,900 events, including sporting events, concerts, family shows, conventions and more. Spectrum Center has been the site of two of the largest events ever to visit the city of Charlotte, the 2012 Democratic National Convention and the 2019 NBA All-Star Weekend, and has hosted the ACC Men's Basketball Tournament twice and NCAA Men's Basketball Tournament action on four occasions.

Julian was selected as one of Sports Business Journal's Game Changers in 2020 and was one of VenuesNow's inaugural All-Stars in 2019. She serves on the North Carolina Emergency Response Commission representing the public assembly venue sector, the Governor's COVID-19 Large Gatherings Task Force, the Executive Committee of the NC Live Coalition, the Executive Committee of the North Carolina Sports Leadership Council and the Leadership Development Committee of the International Association of Venue Managers.

Prior to coming to Charlotte, Julian spent 15 years as General Manager of 1st Mariner Arena in Baltimore. She was elevated to General Manager after serving in a number of roles in sales, marketing and event administration for Centre Management, the operating company for the Capital Centre (later USAir Arena), home of the Washington Bullets and Washington Capitals.

Julian previously served as Chair of the Board of Directors of Big Brothers Big Sisters of Central Carolinas and remains an active Big Sister to Little Sister Hannah. She also serves as a member of several industry committees: member of the Women Executives (WE) Selection Committee, Executive Committee member of the N.C. Sports Leadership Council and she serves on National Junior College Athletic Association (NJCAA) Foundation Board.

Julian received her bachelor's degree in athletics administration from Ohio University, where she was a four-year letter winner and co-captain of the tennis team as a senior, as well as a member of Delta Sigma Theta Sorority. She and her husband, David, live in Matthews, North Carolina, and have two sons, Griffin and Donovan.



### **SETH BENNETT**

#### **CHIEF MARKETING OFFICER**

Entering his 18th season with the organization in 2023-24, Seth Bennett is Chief Marketing Officer for Hornets Sports & Entertainment. In this role, he leads the team's marketing strategy and brand identity, as well as managing areas including marketing and advertising, campaigns and activations, creative services, youth programs, fan development, event and game presentations, technical operations, retail, and team ambassadors. Bennett is also responsible for supporting the business operations of the Greensboro Swarm, the organization's NBA G League affiliate that began play in 2016, and is a member of the G League Board of Governors.

Since initially joining the franchise in September 2006, Bennett's responsibilities have included managing the team's broadcast relationships with TV partner Bally Sports (formerly Fox Sports) and flagship radio station WFNZ, the selection and scheduling of regional preseason games across North and South Carolina and the revamping of the team's game presentation, as well as the redesign of the team store and the introduction of exclusive co-branded Jordan Brand apparel into the store's inventory. He also served as one of the franchise's primary leaders in the 2014 rebranding to the Charlotte Hornets, managing all aspects of the process on a day-to-day basis.

Bennett has more than 25 years of experience in a variety of areas across sports and entertainment. As owner and founding principal of The Event Authority, he produced over 400 live events for various college and high school athletic programs and entertainment entities. That list includes nine HBCU Football Classics, the Jordan Brand Classic high school basketball all-star game, the HoopTee Celebrity Golf Classic, and the corporate entertainment for the PGA Tour FBR Open in Phoenix. He also spent eight years working in NCAA Division I athletics.

Bennett earned his bachelor's degree in public relations in 1993 from North Carolina A&T State University, where he played football for the Aggies. He is a member of the PBS North Carolina Board of Trustees, the Charlotte Regional Business Alliance Board of Trustees, and the First Tee of Greater Charlotte Board of Directors. Previously he served on the Big Brothers Big Sisters of Central Carolinas Board of Directors, the North Carolina A&T State University Board of Visitors, and the University of North Carolina Frank Hawkins Kenan Institute Board of Advisors.

Bennett and his wife, Michelle, have one son, Seth Michael.







**RONNIE BRYANT**  
CHIEF INFORMATION OFFICER

Ronnie Bryant is entering his 20th year with Hornets Sports & Entertainment and his fifth as Chief Information Officer. In this role, he is responsible for all IT infrastructure for the organization, including the Charlotte Hornets, Greensboro Swarm, Hornets Venom GT and Spectrum Center. He oversees the implementation, management and support of the organization's computer hardware and software, networking, internet, telephones and more. In addition, he also oversees the day-to-day operations of Hornets Venom GT, the organization's NBA 2K League affiliate.

Bryant initially joined the organization in 2004. After two years as Information Technology Administrator, he was promoted to Manager of Information Technology in 2006. He has led the Information Technology department since 2007 and was promoted to Senior Manager of Information Technology in 2008, Director of Information Technology in 2011 and Vice President of Information Technology in 2015, before assuming his current role in October 2019.

Bryant also oversees all IT needs for events at Spectrum Center, including Hornets games, college basketball games, concerts, family shows and conventions. Key events during his tenure include the 2019 NBA All-Star Weekend, the 2012 Democratic National Convention, the 2008 and 2019 ACC Men's Basketball Tournaments, the 2008 NCAA Men's Basketball Tournament East Regional, and the NCAA Men's Basketball Tournament's first and second rounds in 2011, 2015 and 2018.

Prior to joining the organization in April 2004, Bryant spent time at First Union Bank and Presbyterian Hospital, both in Charlotte.

Bryant is a member of the Urban League of Central Carolinas Board of Directors, as well as the Advisory Boards of the Charlotte Chapter of the Association of Information Technology Professionals, CharlotteCIO and the North Carolina Technology Association.

Bryant is a 2002 graduate of Alabama State University, where he earned a bachelor's degree in computer information systems and worked as a systems administrator in the IT department. He and his wife, Amber, live in Fort Mill, South Carolina, and have twin daughters, Ariana and Ariel.



**MIKE CRISTALDI**  
CHIEF COMMUNICATIONS OFFICER

Mike Cristaldi is in his 11th season with the organization and his fourth as Chief Communications Officer after being promoted in October 2019. In this role, he is responsible for creating the organization's overall communications strategy, handling brand and reputation management, developing content strategies across all platforms, managing the team broadcast partner relationships with Bally Sports Southeast and WFNZ radio and driving publicity for all basketball, business and arena initiatives. Cristaldi oversees HSE's communications, digital and social media, corporate social responsibility and broadcasting departments.

Cristaldi joined the organization as Vice President of Communications in June 2013. While with HSE, he has been responsible for leading the communications strategies of such initiatives as the return of the Hornets brand, hosting the 2019 NBA All-Star Game, the Swarm the Polls voting platform, several Hornets player award publicity campaigns and all basketball-related announcements.

Prior to joining the Hornets, Cristaldi spent 13 years with the Minnesota Timberwolves and Lynx, including the final six as Director of Public Relations and Community Relations. Cristaldi initially started with the Timberwolves organization in 2000 as Public Relations Manager for the WNBA's Minnesota Lynx, before transitioning to the Timberwolves in 2003.

Before going to Minnesota, Cristaldi served as Director of Public Relations and radio announcer for the Continental Basketball Association's Rockford Lightning from 1998-2000. He also spent the summer of 1998 working in the public relations and marketing departments for the Las Vegas Stars of the Triple-A Pacific Coast League.

A native of Dedham, Massachusetts, Cristaldi earned a bachelor's degree in journalism and English from Marquette University. He and his wife, Heidi, have two daughters, Bella and Mia.

**TRAVIS FERGUSON**  
CHIEF FINANCIAL OFFICER

Travis Ferguson is in his 18th season with Hornets Sports & Entertainment and his eighth as Chief Financial Officer. Ferguson oversees all financial and accounting functions of the organization, with responsibilities for the management and strategic direction of financial matters, creating and enforcing accounting and financial policies, financial and tax reporting, League financial relations, and treasury. Ferguson played key roles in the due diligence for the ownership transition from Robert Johnson to Michael Jordan and from Michael Jordan to Rick Schnall and Gabe Plotkin led group, recent CBA and revenue sharing negotiations and financial oversight for the 2019 NBA All Star Game in Charlotte.

Ferguson has led a finance team recognized as best in class in the NBA, winning the “MVP” award in 2016, 2018 and 2023 at annual NBA finance meetings. In 2020, he was recognized by the Charlotte Business Journal as CFO of the Year Award for mid-sized private companies.

Prior to joining Hornets Sports & Entertainment in 2006, Ferguson participated in the Ford Motor Company internship program in Dearborn, Michigan, where he supported the financial needs of Ford’s powertrain department, including business planning and forecasting, labor cost analysis and production efficiency.

A native of Chapel Hill, North Carolina, Ferguson is a graduate of the University of North Carolina’s Kenan-Flagler Business School with a concentration in finance and a minor in information systems. He enjoys spending time with his family, playing sports, working out and all things Tar Heels. He and his wife, Mindy, currently reside in south Charlotte with their three kids, Ella, Lucas and Bennett.



**JACOB GALLAGHER**  
CHIEF REVENUE OFFICER

Jacob Gallagher is in his 18th year with Hornets Sports & Entertainment and his fifth as Chief Revenue Officer. In this role, he is responsible for strategic planning and execution related to generating revenue growth for the organization and contributes to the success of the overall fan experience. Gallagher oversees the organization’s ticket sales and services, partnership sales and activation, ticket operations and business intelligence departments, including email marketing and reimagining fan engagement through the Hornets App.

Gallagher initially joined the franchise as an intern in 2006 before being hired full-time at the conclusion of his internship as a Season Ticket Service Representative. The next year he was promoted to Senior Account Manager and then spent four years as Manager of Season Ticket Services before being promoted to Director of Season Ticket & Premium Services in 2012. After two years in that role, he was promoted to Senior Director of Client Services & Retention in 2014 and Vice President of Client Development & Group Ticket Sales in 2015 before being named Senior Vice President of Sales and Services in 2016 and finally assuming his current role in 2019.

Gallagher is also a veteran of the United States Navy. He served for four years, achieving the rank of petty officer third class. While working in naval aviation, he was stationed in Pensacola, Florida; San Diego, California; Jacksonville, Florida; and Washington, D.C.

The Oneida, Tennessee, native graduated from East Tennessee State University in 2006 with a bachelor’s degree in sport management. Gallagher and his wife, Laura, reside in south Charlotte and have three children, Parker, Ethan and Caroline.



EXECUTIVE STAFF



**STEPHANIE HURREN**

Senior Vice President of People  
Strategy



**JASON SIMON**

Senior Vice President of Fan  
Experience & Live Production



**DAN BAIN**

Vice President of Booking  
& Events



**WILL BARDAGLIO**

Vice President of Ticket  
Sales



**CATHY BUCHHOFER**

Vice President of Arena  
Operations



**JIM DUNLEVY**

Controller



**SHANNON GILLIGAN**

Vice President & Senior  
Associate Counsel



**BETSY MACK**

Vice President of CSR &  
Executive Director of  
Charlotte Hornets  
Foundation



**ALMA PARVAZ**

Vice President of  
Partnerships



**THERESA POWER**

Vice President of Luxury  
Sales & Services



**LIZ RALON RACKOFF**

Vice President of  
Marketing



**CEDRIC ROBERTS**

Vice President of  
Retention & Group Sales



**MATT ROCHINSKI**

Vice President of Digital  
Media



**ANDREW SHURE**

Vice President of Ticket  
Strategy & Operations

# BASKETBALL OPERATIONS







## MITCH KUPCHAK

PRESIDENT OF BASKETBALL OPERATIONS & GENERAL MANAGER

A 10-time NBA Champion as a player and executive, Mitch Kupchak was named President of Basketball Operations & General Manager of the Charlotte Hornets on April 8, 2018. In this role, Kupchak oversees all aspects of the team's basketball operations, including personnel decisions, salary cap management, contract negotiations, draft preparations and scouting of professional, collegiate and international players.

Kupchak has more than 30 years of experience as an NBA executive with the Hornets and the Los Angeles Lakers. He has led the Hornets front office for the last five seasons. Since arriving in Charlotte, Kupchak has overhauled the Hornets roster around athletic, versatile and skilled players in an effort to build a young, talented core that can advance in the NBA Playoffs. Kupchak has emphasized the importance of building through the NBA Draft, which has resulted in the Hornets acquiring impact players. He selected 2021 NBA Rookie of the Year LaMelo Ball as well as acquiring Miles Bridges, PJ Washington and Mark Williams in the first round of the NBA draft. Under Kupchak's leadership, the Hornets have been successful in selecting second-round draft picks that have made an impact, including players such as Cody Martin, Bryce McGowens and Nick Richards.

Kupchak has bolstered the roster with a combination of trades and strategic utilization of salary cap space, resulting in opportunistic free agent signings. Charlotte made a splash during the 2020 offseason by signing former NBA All-Star Gordon Hayward. In 2019, the team acquired Terry Rozier in a sign-and-trade with Boston during the offseason. Through these roster moves, and several others, Kupchak has added talented and experienced veterans to the team's young core.

With Los Angeles, Kupchak spent 17 seasons as the team's lead basketball executive. He joined the front office as assistant general manager immediately after retiring as a player in 1986 and worked under a pair of Hall-of-Famers: legendary NBA executive Jerry West and Bill Sharman, the first person to win a championship as a player, coach and executive. Kupchak was promoted to general manager in 1994 and served as the team's lead basketball executive from 2000-2017, during which the Lakers won four NBA Championships and six Western Conference Championships, posting a 747-607 (.552) regular season record and a 111-66 record (.627) in the postseason.

The 13th overall pick in the 1976 NBA Draft, Kupchak spent 10 seasons in the NBA with the Washington Bullets and the Lakers, averaging 10.2 points and 5.4 rebounds in 510 regular-season games. He earned First Team All-Rookie honors in 1976-77 after averaging 10.4 points and 6.0 rebounds and ranking second in the NBA in field goal percentage at .572 behind only league MVP Kareem Abdul-Jabbar. The following season he averaged career highs of 15.9 points and 6.9 rebounds as the Bullets won the 1977-78 NBA Championship.

After five seasons in Washington, Kupchak was traded to the Lakers prior to the 1981-82 NBA Championship season. He averaged 14.3 points and 8.1 rebounds in his first 26 games in Los Angeles before suffering multiple severe injuries to his left knee on December 19, 1981, that caused him to miss the remainder of the season and the entire 1982-83 campaign. Despite two major operations and the expectation that he would likely never play again, Kupchak returned to action on November 25, 1983, more than 23 months after the injury. He went on to play another two seasons after that, helping the Lakers to the 1984-85 NBA Championship, before retiring in 1986.

Kupchak played collegiately at the University of North Carolina, where he was the first freshman to play varsity basketball after the freshman eligibility rules changed prior to the 1972-73 season. In 119 career games, he averaged 13.5 points and 8.5 rebounds, while shooting .586 from the field. Kupchak earned First Team All-ACC honors and All-ACC Tournament Team honors in both 1974-75 and 1975-76. As a junior, he averaged a career-high 18.5 points and 10.8 rebounds, and ranked eighth in the NCAA with a field goal percentage of .602. As a senior in 1975-76, he was named ACC Player of the Year and was a Consensus Second Team All-American after averaging 17.6 points on .576 shooting from the field and 11.3 rebounds. Kupchak, who currently ranks fifth in school history with 44 career double-doubles and eighth in both career field goal percentage (.589) and career rebounds (1,006), had his No. 21 jersey honored and placed in the rafters of the Dean E. Smith Center in November 1994.

During the summer between his senior season at UNC and his rookie season in the NBA, Kupchak was the starting center for the gold medal-winning United States Men's National Team at the 1976 Olympics in Montreal. He also won a gold medal for the United States in the World University Games in Moscow in 1973.

Kupchak received his MBA from UCLA in February 1987. He and his wife, Claire, have one son, Maxwell, who graduated from the University of California-Santa Barbara in 2019.

## STEVE CLIFFORD

HEAD COACH



Steve Clifford, the winningest coach in franchise history, begins the second season of his second tenure as head coach of the Hornets after rejoining the franchise on June 24, 2022. Clifford has more than 20 years of NBA coaching experience and more than 35 years overall, including eight seasons as a head coach with the Hornets (2013-2018, 2022-present) and Orlando Magic (2018-2021). He spent the 2021-22 season as a consultant for the Brooklyn Nets and Head Coach Steve Nash. The Island Falls, Maine native has a career record of 319-400 as a head coach, including a 196-214 mark in his previous six seasons in Charlotte. His teams have made the playoffs in four of his nine seasons and finished in the top 10 in both points allowed and defensive rating five times.

In his first stint in Charlotte, Clifford helped turn the Hornets around. After Charlotte finished 30th in defensive rating the previous season, Clifford guided the team to a top-five defense in his first year at the helm en route to a 22-win improvement. After ranking in the NBA's bottom 10 in both points per game and offensive rating in his first two seasons, the team improved to ninth in offensive rating and 11th in points per game in 2015-16. That season the Hornets were one of only four teams to finish in the top 12 in points per game, offensive rating, points per game allowed and defensive rating. The Hornets remained in the top half of the league in both offensive categories for each of Clifford's final two seasons, increasing their scoring average by 14.0 points per game and their offensive rating by 9.3 from 2014-15 to 2017-18.

In his first season in Orlando in 2018-19, the Magic posted a 42-40 record, a 17-win improvement over the previous season, and ranked fifth in points allowed and eighth in defensive rating after ranking 21st and 18th, respectively, in 2017-18.

Clifford originally came to Charlotte for his first coaching tenure after spending the 2012-13 season as an assistant coach for the Lakers, first under Mike Brown and then under Mike D'Antoni. Prior to the Lakers, Clifford spent five seasons as an assistant coach with the Magic from 2007-12. As a member of Stan Van Gundy's staff, he helped the Magic to a 259-135 record (.657) and five straight playoff appearances, including a trip to the 2009 NBA Finals. The team won 50 games or more in four straight seasons from 2007-11, winning three consecutive Southeast Division titles (2007-08, 2008-09 and 2009-10). Before going to Orlando as an assistant, Clifford spent four seasons as an assistant coach under Jeff Van Gundy with the Rockets from 2003-07. He began his NBA career with the Knicks, serving as the team's advance scout in 2000-01 before moving to the bench as an assistant coach from 2001-03.

Prior to the NBA, Clifford spent 15 years coaching at the collegiate level, including four years as head coach at Adelphi University in Garden City, New York. Clifford posted a record of 86-36 (.705) at Adelphi, leading the school to four straight 20-win seasons and four straight appearances in the NCAA Division II Tournament. His winning percentage remains the second best of the 12 head coaches in the program's 65-year history. Clifford began his college coaching career at Saint Anselm College in New Hampshire, where he spent four seasons as an assistant coach. He then served as an assistant coach for one year at Fairfield University, four seasons at Boston University and one season at Siena University before becoming the head coach at Adelphi from 1995-99. Clifford also spent one season as an assistant coach at East Carolina University in 1999-2000 before moving to the NBA.

Clifford's first coaching experience came at Woodland High School in Maine, where he coached for two seasons after graduating from the University of Maine at Farmington with a degree in special education. He played four years for the Beavers, being named Best Defensive Player in his final two seasons while serving as team captain.



## TYRONE CORBIN

### ASSISTANT COACH

Tyrone Corbin enters his second season as assistant coach for the Hornets after previously serving on the Orlando Magic's coaching staff under Steve Clifford from 2018 to 2021. He brings 34 years of NBA experience as both a player and a coach.

Before joining the Magic, Corbin spent two seasons (2016-18) as an assistant coach with the Phoenix Suns. Prior to joining Phoenix, he spent the 2014-15 campaign as an assistant coach with the Sacramento Kings, before being named interim head coach for 28 games (7-21 record). Corbin began his coaching career with the New York Knicks as player development coach in 2003-04. He then spent six-plus seasons (2004-11) as an assistant coach with the Utah Jazz, before succeeding the late Jerry Sloan as the team's head coach in 2010-11. Corbin spent three-plus seasons (2011-14) as head coach of the Jazz, compiling a record of 112-146 (.434). Utah had a winning record in two of his three full seasons at the helm and made the NBA Playoffs in 2012.

Originally selected in the second round (35th overall) of the 1985 NBA Draft by San Antonio, Corbin played 16 seasons in the NBA. He appeared in 1,065 career regular season games (458 starts) with San Antonio, Cleveland, Phoenix, Minnesota, Utah, Atlanta, Sacramento, Miami and Toronto, averaging 9.2 ppg., 4.7 rpg., 1.8 apg. and 1.15 stpg. in 26.0 minpg. Corbin also played in 81 career playoff games (43 starts), averaging 8.4 ppg., 5.0 rpg. and 1.4 apg. in 27.5 minpg.

A native of Columbia, S.C., Corbin graduated from DePaul University with a degree in computer science. He and his wife, Dante, have two children, TyJha and Tyrell.



## BOB BEYER

### ASSISTANT COACH

Bob Beyer enters his second season with the Hornets coaching staff with over 37 years of coaching experience at the NBA and collegiate levels. Prior to the Hornets, he was an assistant coach with the New Orleans Pelicans during the 2021-22 season. Beyer served as an assistant coach with the Sacramento Kings during the 2019-20 season and for the Oklahoma City Thunder during the 2018-19 season.

Beyer spent nine seasons on Stan Van Gundy's coaching staff, including four seasons with the Detroit Pistons (2014-18) and five seasons with the Orlando Magic (2007-12), where he helped Orlando reach the postseason five consecutive times, including a 2009 NBA Finals appearance. Beyer has also been an assistant coach for the Charlotte Bobcats (2013-14), Golden State Warriors (2012-13) and Toronto Raptors (2003-04). Before joining the NBA ranks, Beyer spent two seasons as an assistant coach at Texas Tech under Bob Knight from 2001-03. His college coaching experience also includes stints at the University of Albany, Siena College (head coach), University of Wisconsin, Northwestern University and University of Dayton.

Beyer graduated from Alfred University in 1984 with a bachelor's degree in history and minors in coaching, writing and secondary education. He earned his master's degree in curriculum planning and development while coaching at Albany.



## MARLON GARNETT

### ASSISTANT COACH

Marlon Garnett enters his third season with the Charlotte Hornets as an assistant coach. Garnett spent the previous three seasons as an assistant coach for the Atlanta Hawks from 2018-21, which included a run to the Eastern Conference Finals in 2021. Prior to his tenure with Atlanta, Garnett was an assistant coach and player development coordinator with the Phoenix Suns from 2016-18 and spent the 2015-16 season as a player development and quality assurance assistant for the San Antonio Spurs. During the 2014-15 season, he was the head coach at Union Academy in Monroe, NC.

A long-time professional player, Garnett appeared in 24 games during the 1998-99 season with the Boston Celtics. He played internationally in Turkey, Spain, Italy, Croatia, Iran, Puerto Rico and Slovakia and was on the Belizean National Team during his playing career. A Los Angeles native, he played collegiately at Santa Clara where he was named West Coast Conference Player of the Year as a senior during the 1996-97 season after averaging 17.4 points per game.

He and his wife, Anais, have two daughters, Amaia and Sarai.



## MIKE WELLS

### ASSISTANT COACH

Mike Wells joins the Hornets as an assistant coach, bringing with him 26 years of NBA experience. He most recently served as an assistant coach with USA Basketball in three of the six qualifying windows for the 2023 World Cup.

For the previous eight years, Wells was an assistant coach with the Utah Jazz (2014-22), including the final three years with the extra title of Director of Basketball Operations. Prior to his time with the Jazz, Wells spent stints in the collegiate ranks with Toledo, South Florida and George Mason. Wells began his NBA career in 1995 with the eventual-champion Houston Rockets, where he worked his way from assistant video coordinator to assistant coach (1995-2004). His championship experience also includes his tenure with the San Antonio Spurs (2005-09), during which he was a part of the 2007 NBA championship team. Wells has also worked for the Los Angeles Lakers (2004-05) and Washington Wizards (2009-11).

He served as the head scout for the USA Basketball Men's National Team from 1998-2003, including the gold-medal winning team at the 2000 Olympics in Sydney, Australia.

A 1993 graduate of Mount Vernon Nazarene, Wells played two seasons for the Cougars before earning his degree in Sports Management, then served as an assistant coach for two seasons while obtaining his master's degree in Sports Science from the United States Sports Academy. He and his wife, Kerri, are the proud parents of four sons, Carson, Tate, Trenton, and Troy.

## BASKETBALL OPERATIONS

### REX WALTERS

#### ASSISTANT COACH

Rex Walters enters his second season with the Hornets as an assistant coach, bringing with him 19 years of experience of professional and collegiate coaching experience. Walters began his coaching career as an assistant at Valparaiso from 2003-05. He served as associate head coach at Florida Atlantic for one season before being promoted to head coach, a role he filled from 2006-08. He was then hired as head coach at San Francisco, where he led the Dons from 2008-16.

Walters made the leap to the professional coaching ranks as the head coach of the Grand Rapids Drive in the 2016-17 season. The following year, he was named an assistant coach for the Detroit Pistons. After spending a season as an assistant at Nevada and one season as associate head coach for Wake Forest, Walters returned to the NBA as an assistant coach with the New Orleans Pelicans in 2020-21.

A native of San Jose, California, Rex played at Kansas University under Roy Williams and was selected with the 16th overall pick in the 1993 NBA Draft. At Kansas, Walters was a part of two Big 8 Championship Teams along with a Final Four Appearance. He played in the NBA for 7 Seasons for the New Jersey Nets, Philadelphia 76ers and Miami Heat.

Rex and his wife Deanna have five children, Addison, Rex Jr, Riley, Gunner and Ace.



### NICK FRIEDMAN

#### ASSISTANT COACH

Nick Friedman enters his fifth season with the Charlotte Hornets and his third as an assistant coach. Friedman spent his first two seasons with Charlotte as a player development coach where he served in a hybrid role with both the Hornets and Greensboro Swarm coaching staffs. He currently also serves as the associate head coach for the Haitian Senior Men's National Basketball Program.

Before joining the Hornets, Friedman worked for three years as a coach in the G League with the Rio Grande Valley Vipers (player development coach), Northern Arizona Suns (offensive coordinator) and Maine Celtics (associate head coach). Prior to his time in the G League, Friedman worked under the coaching staff at the University of Miami (FL) as a graduate assistant. Friedman also spent five years running his own NBA pre-draft company, "The Preparation," and during this time he oversaw the development of 14 NBA draft picks.

The Cambridge, Mass., native graduated from the University of Miami (FL) in 2015.



### NORMAN RICHARDSON

#### ASSISTANT COACH

Norman Richardson is in his third season in the NBA as an assistant coach with the Hornets after spending the 2020-21 season as an assistant coach for the Greensboro Swarm, Charlotte's G League affiliate.

Before joining the Swarm, Richardson was an assistant coach for the Indiana Pacers affiliate, the Fort Wayne Mad Ants, for three seasons from 2017-20. Prior to his time in Fort Wayne, Richardson broke into the NBA G League as an assistant coach with the Erie BayHawks, the former affiliate of the Orlando Magic, during the 2016-17 season.

Richardson's coaching background includes being a skills development coach for Findlay Prep School in Henderson, Nevada, and an assistant coach at Agassi Prep High School in Las Vegas. His coaching career initially started in Germany, where he served as the head coach for TSV/Bietigheim from 2012-14.

A four-year player for Hofstra (1997-01), Richardson played professionally for the Indiana Pacers and Chicago Bulls in 2001-02. The Brooklyn native played professionally until 2010, including stops with former NBA Development League franchises (North Charleston Lowgators in 2003, Fayetteville Patriots in 2006) and overseas.

He and his wife Milani have two sons, Khari and Khai.



### BRUCE KREUTZER

#### ASSISTANT COACH

Bruce Kreutzer enters his second season as an assistant coach with the Hornets in his second stint with the franchise, having previously served on Steve Clifford's staff from 2015 to 2018 as an assistant coach. Kreutzer served as an assistant coach with the Orlando Magic from 2018 through the end of the 2021-22 season. Prior to his NBA coaching experience, Kreutzer was a shooting consultant for the NBA G League (2008-11) and Philadelphia 76ers (2008-10).

Kreutzer joined former NBA All-Star Mark Price in forming the Mark Price Shooting Lab at Suwanee Sports Academy in 2006, where he was lead shooting instructor and player development coach. He also was head coach of the Atlanta Vision of the ABA for two seasons (2006-08), where the team won the Southern Division and made an Elite Eight appearance.

Prior to his time in the ABA, Kreutzer served as an assistant coach at both Queens University in Charlotte, helping them reach the NCAA Division II Final Four in 2003, as well as UNC Charlotte. He was head coach at Garinger High School, where he led the team to the 4A Boys North Carolina State High School Championship in 1989. Kreutzer was also post graduate head coach at Massanutten Military Academy in Woodstock, Va., developing more than 20 Division I players during his tenure.

A graduate of SUNY-New Paltz, Kreutzer earned his bachelor's degree in social sciences. He and his wife, Nancy, have two children, Jennifer Ogle (and her husband, Alex) and Kevin, as well as four grandchildren, Kaitlin, Ashley, Carter and Mackenzie.





## BUZZ PETERSON

### SENIOR VICE PRESIDENT OF BASKETBALL OPERATIONS & ASSISTANT GENERAL MANAGER

Buzz Peterson enters his third season as Senior Vice President & Assistant General Manager with the Charlotte Hornets, his seventh in the capacity of Assistant General Manager and his 12th overall with the organization. In his role, he collaborates with President of Basketball Operations and General Manager Mitch Kupchak on aspects of the team's basketball operations including professional and collegiate scouting, draft preparations, player acquisitions and salary cap management. Peterson previously served as the Senior Advisor of Basketball Operations, a Scout for the organization and the Director of Player Personnel for the Charlotte Bobcats from 2007-09 and 2014-15.

Peterson has held college head coaching positions at University of North Carolina Wilmington, Coastal Carolina University, University of Tennessee, University of Tulsa and Appalachian State University (twice), compiling an overall coaching record of 267-227. Peterson, who led Tulsa to the 2001 NIT Championship, began his coaching career as an assistant at Appalachian State before joining Les Robinson's staff at East Tennessee State for one year and later moving with Robinson to North Carolina State. He also served as associate head coach at Vanderbilt for three seasons.

As a player, Peterson was a Parade and McDonald's All-American at Asheville High School and was named North Carolina's Player of the Year and Athlete of the Year in 1981. During his four years at the University of North Carolina, Peterson helped the Tar Heels to a 115-22 mark, four Atlantic Coast Conference championships, one ACC Tournament title and four appearances in the NCAA Tournament. He was part of UNC's 1982 national championship team and was voted the outstanding senior by his teammates following the 1984-85 season.

Peterson and his wife, Jan, have three children, Nicole, Olivia, and Rob and three grandchildren Briggs, Stella and Rivers.



## DAVID DUQUETTE

### ASSISTANT GENERAL MANAGER

David Duquette is in his 13th season with the organization and his third season as Assistant General Manager. In this role, he advises on the NBA Collective Bargaining Agreement, salary cap management, and player contracts and is responsible for a variety of other basketball operations matters.

Prior to his current role, Duquette spent three seasons as Director of Basketball Strategy/Team Counsel and the previous four seasons with the Hornets as Director of Basketball Affairs, after originally joining the organization as a Basketball Operations Assistant in 2011. Prior to his time in Charlotte, he was a Basketball Operations Assistant for the Minnesota Timberwolves after starting as an intern in 2009.

A native of Waterbury, CT, Duquette attended Lehigh University and received a Bachelor's degree in Journalism and a Master's in Political Science. Duquette also earned his JD/MBA from Suffolk University Law School and is a member of the North Carolina State Bar.

He and his wife, Whitney, have a daughter, Sadie, and son, Walker.



## LARRY JORDAN

### VICE PRESIDENT OF PLAYER PERSONNEL

Larry Jordan is in his 12th year with the organization and his third as Vice President of Player Personnel after serving the previous seven seasons as Director of Player Personnel. In his role, his responsibilities include scouting college, NBA G League and NBA games to identify and evaluate players, as well as providing results and analyses to assist in developing and improving the roster. Prior to his current role, Jordan spent his previous two years with the organization as Director of Special Projects, where he worked closely with various departments identifying needs for under-performing models.

Prior to joining the franchise, Jordan spent 14 years with the Upper Deck Company, where he was a divisional business manager. During his tenure, he managed over 20 corporate distributors and retailers nationwide in the sport collectibles, gaming and sports memorabilia area and generated over \$100 million in revenue. Jordan also played one year with the Chicago Express during the inaugural season of the World Basketball League in 1988. Additionally, he was a principal in several family-owned businesses including Flight 23 by Jordan.

Jordan attended North Carolina A&T State University and is a native of Wilmington, NC. He is the father of Alexis and Justin and currently resides in Davidson, NC, with his wife, Angela.

## BASKETBALL OPERATIONS

### KATHRYN KARAKUS

#### SENIOR DIRECTOR OF BASKETBALL OPERATIONS

Kathryn Karakus is entering her 13th season with the Charlotte Hornets and her fourth as the Senior Director of Basketball Operations. In this role, she is responsible for and oversees operational logistics of the basketball operations department, working directly under President of Basketball Operations and General Manager Mitch Kupchak and Assistant General Manager Buzz Peterson. Karakus acts as the player point-of-contact for the current roster and their families providing lifestyle services and relationship management. She is actively involved in the NBA's Women's Leadership Forums and is an active mentor to female athletes and students.

Karakus attended Northeastern University in Boston, MA and also spent two years studying at the University of London before graduating from Northeastern with a Bachelor's degree in Communications.

She and her husband, Mehmet, have one daughter, Mia.



### MATT CARROLL

#### DIRECTOR OF PLAYER PROGRAMS

Matt Carroll enters his sixth season as Director of Player Programs/Player Development Assistant. Carroll brings ten years of NBA playing experience, including more than seven seasons in Charlotte as well as time in Portland, San Antonio and Dallas. In this role, Carroll is responsible for player programs, player appearances and player development.

Carroll appeared in 459 career games from 2003-13, averaging 6.6 points per game. He played in 397 games with Charlotte over parts of eight seasons from 2004-09 and 2010-13. The former Notre Dame product averaged 7.4 points per game with the Hornets and totaled 358 made 3s, tied for 11th in franchise history.

Carroll also currently serves as a team ambassador for the Charlotte Hornets and previously assisted as an analyst on the team's WFNZ radio broadcasts.

Matt and his wife, Melanie, have four children, Matthew Jr., Charlotte, Nicholas and Rosalie.



### MARVIN WILLIAMS

#### DIRECTOR OF PLAYER PROGRAMS

Marvin Williams joins the Hornets after a 15-year NBA career, including six seasons in Charlotte. In his second year in this role on Matt Carroll's team, Williams will be responsible for supporting player programs, player appearances and player development off the court.

The second overall pick in the 2005 NBA Draft, Williams played 15 seasons in the NBA. He appeared in 1,072 games (828 starts) with Atlanta, Utah, Charlotte and Milwaukee, averaging 10.2 points, 5.2 rebounds and 1.3 assists in 28.1 minutes per game. In 59 career playoff games (34 starts), Williams averaged 6.7 points and 4.3 rebounds. Williams ranks in the top ten of several Hornets franchise statistical categories including games played and also ranks third in franchise history in 3-point field goals made with 681.

Williams starred at the University of North Carolina in his lone college season, averaging 11.3 points and 6.6 rebounds as the Tar Heels won the 2004-05 national championship.

In 2014, Williams completed his degree in African-American Studies at UNC. He and his wife, Sheena, have two daughters, Ari and Eva.







## JOE SHARPE

DIRECTOR OF HEALTHCARE & SPORTS PERFORMANCE

Joe Sharpe enters his sixth season with the Charlotte Hornets serving as the Director of Healthcare and Sports Performance. A native of Bedford, VA, Sharpe spent ten seasons with the Oklahoma City Thunder, serving as the senior athletic trainer and spending four seasons as head athletic trainer for the Charlotte Bobcats. Prior to his time in Charlotte, Sharpe was the head strength and conditioning coach/assistant athletic trainer with the Minnesota Timberwolves for two seasons, which included the team's Midwest Division title and run to the Western Conference Finals. Sharpe was the head basketball athletic trainer at the University of Connecticut from 1993-2002, which included the Huskies 1999 NCAA Championship season.

Sharpe has been an active participant with the USA Basketball program dating back to 2002. During the summers of 2012 and 2016, Sharpe won a gold medal while serving as athletic trainer for the men's USA Basketball Olympic team. He won gold while serving as an athletic trainer for the men's USA Basketball teams at the 2010 FIBA World Championship and 2014 FIBA World Cup. His involvement with USAB also includes serving at the Under-18, Under-19, and University World Games.

Sharpe has served as chairman of the National Basketball Athletic Trainers' Association and is a certified member of the National Athletic Trainers' Association. He is also a certified performance enhancement specialist (PES) and corrective exercise specialist (CES) with the National Academy of Sports Medicine, a Select Functional Movement Assessment (SFMA) Level 1 and Functional Movement Screen (FMS) Level 1 with Functional Movement Systems, and a Level 1 Medical Specialist with the Titleist Performance Institute. He has pursued advanced training in dry needling, manual therapy, cupressure and acupuncture.

In 2007, Sharpe participated in the NBA's Basketball Without Borders camp held in Johannesburg, South Africa. Sharpe also regularly speaks to young athletes about performance and health, as well as student groups interested in pursuing careers in sports medicine.

Sharpe developed an interest in athletic healthcare as a three-sport athlete at Liberty High School. He attended Old Dominion University, where he received a Bachelor of Education with emphasis in Sports Medicine, and a Masters of Education with emphasis in Athletic Training.

Sharpe currently resides in Charlotte and has two children, Joseph and Jayme.



## QUINTON SAWYER

ASSOCIATE HEAD ATHLETIC TRAINER

Dr. Quinton Sawyer enters his sixth season as Associate Head Athletic Trainer for the Charlotte Hornets. Sawyer previously spent two seasons as Assistant Athletic Trainer and Sports Science Coordinator for the Phoenix Suns and has also served for five seasons as the head athletic trainer for the Michigan State University's men's basketball team. Prior to his arrival in East Lansing in fall 2011, the Camden, North Carolina native spent two years as the head athletic trainer at Campbell University, where he was responsible for coordination and oversight of all athletic training services for the Division I Athletic Department. Sawyer joined the Fighting Camel program after spending three years at Southeastern Louisiana University as athletic trainer for the Lions' men's basketball and volleyball teams. Prior to joining the Southeastern staff, Sawyer spent two seasons as a graduate assistant at North Carolina, working with the Tar Heel men's junior varsity basketball team along with the UNC swimming and diving teams. Sawyer was also a game day assistant athletic trainer with the Tar Heel varsity men's basketball team, where he was a part of the 2005 NCAA National Championship run.

A 2004 graduate of UNC, Sawyer spent two summers as a certified intern athletic trainer in the NFL with the Denver Broncos for the organization's training camp, also traveling with the team for all preseason games. Sawyer earned his master's degree in exercise and sport science from UNC in 2006. Sawyer completed his Doctor of Athletic Training (DAT) degree through A.T. Still University in 2017 and has served as a clinical preceptor for athletic training students for over a decade. Sawyer completed a volunteer experience with USA Basketball, where he served as the athletic trainer for the Select Team during the ramp up to the 2021 Tokyo Summer Olympics. Sawyer also participated in the Basketball Without Borders Africa camp in Cairo, Egypt in the summer of 2022, in addition to the 2023 FIBA World Cup.

He has received several honors throughout his career, presenting his master's thesis and his doctoral research at the National Athletic Trainers' Association symposium. Sawyer is a member of the National Athletic Trainers' Association and has attained the Performance Enhancement Specialist (PES) and Corrective Exercise Specialist (CES) certifications through the National Academy of Sports Medicine.

Quinton and his wife, Lauren, were married in May 2015 and are the proud parents of daughters Laila and Olivia.

## BASKETBALL OPERATIONS

### NINA HSIEH

#### SENIOR ATHLETIC TRAINER

Nina Hsieh, currently Senior Athletic Trainer, began in 2021 with the Charlotte Hornets as the Assistant Athletic Trainer after serving as the Head Athletic Trainer with the Los Angeles Lakers for two seasons (2019-21) and the team's Assistant Athletic Trainer for three seasons (2016-19).

In her previous role, Hsieh oversaw the care, prevention and treatment of injuries to players on the roster and worked closely with the coaching staff and front office to ensure the highest level of performance on the court. She began the Lakers organization in 2008 with their D-League affiliate and joined Los Angeles during the 2016-17 season. During her time with the Los Angeles D-Fenders, she managed all health & wellness, strength & conditioning programs, equipment as well as all travel scheduling for the official minor league franchise of the Lakers.

Hsieh graduated from Cal State Fullerton in 2000 and spent a semester interning at the NASA base in Florida. In 2003, she earned her Master's Degree in Sports Health Care from AT Stills University. Prior to her time with the LA D-Fenders, Hsieh served as the athletic trainer for the UC-Santa Barbara women's basketball team (2004-08), as well as the men's soccer and baseball team (2010-11). She is a certified member of the National Athletic Trainers' Association, National Strength and Conditioning Association (CSCS), and a corrective exercise specialist (CES).

Hsieh, a native of Taiwan, grew up in Huntington Beach, CA.



### DAN TAYLOR

#### DIRECTOR OF APPLIED SPORTS SCIENCE

Dr. Dan Taylor enters his third season with the Charlotte Hornets serving as the Director of Applied Sports Science. A native of England, Taylor previously spent five seasons working as the Director of Performance for Men's Basketball at the Georgia Institute of Technology, where he won the ACC Championship in 2021. Prior to his time in Georgia, Taylor was the Head Strength and Conditioning Coach at Siena College for nine seasons, which included back-to-back-to-back MAAC Championships (2008, 2009 & 2010).

Dr. Taylor graduated cum laude from Franklin Pierce College in 2002, where he earned his Bachelor of Arts degree. In 2006, Taylor received his Master of Science in Exercise Science and Performance Enhancement from the California University of Pennsylvania, where he graduated summa cum laude, and completed his second Masters of Science in Exercise Science with a focus in Strength and Conditioning from Edith Cowan University based in Perth, Western Australia in 2011.

Taylor co-authored a 2014 book entitled, "Conditioning to the Core," and authored its companion educational correspondence course and webinar. He finished his Doctoral degree in Performance Psychology at Grand Canyon University in October of 2019 and most recently completed a certificate in Business Analytics through Harvard Business school in 2020.

Additionally, he is a member of the National Strength and Conditioning Association and is certified by that organization (as a Strength and Conditioning Specialist) as well as the National Academy of Sports Medicine (Performance Enhancement specialist) and the American Heart Association (AED certified).

Taylor and his wife Erin have two children, twins Jackson and Lorelai.



### JONATHON GARDNER

#### PERFORMANCE PHYSICAL THERAPIST

Dr. Jonathon Gardner PT, DPT is entering his second season with the Hornets, serving as Performance Physical Therapist.

Gardner, who prior to joining the Hornets worked with collegiate and professional athletes at True Sports Physical Therapy in the Baltimore/Washington DC area, graduated Summa Cum Laude from Coker University in Hartsville, SC with a Bachelor of Science in Physical Education with a concentration in Exercise Science, earning the Physical Education department's Distinguished Graduate Award. He was a member of the Coker Cobras' Division II Men's Basketball Team and was named to the 2013-14 Capital One Academic All-District men's basketball first team. Gardner went on to receive his Doctor of Physical Therapy degree from the Medical University of South Carolina in Charleston, SC where he also served as Class Vice President.

Gardner is a Certified Strength and Conditioning Specialist, Certified Dry Needling practitioner, Level I Olympic Weightlifting Coach through USA Weightlifting, and Certified Basketball Speed Specialist. He has completed numerous courses in a variety of disciplines of manual therapy and exercise science to optimize movement for sports performance. Dr. Gardner is a member of the Orthopedic and Sports Sections of the American Physical Therapy Association as well as the National Strength and Conditioning Association.

He married his wife Carli in September 2020, and they welcomed their daughter, Isla, in January 2023.





## ADAM LINENS

### STRENGTH & CONDITIONING COACH

Adam Linens enters his sixth season as the Head Strength and Conditioning Coach for the Hornets.

Linens joined the staff in Charlotte after spending three years as the strength and conditioning coach for the University of Oregon's men's basketball team.

Linens spent the year before his arrival in Eugene as an intern with the Cleveland Cavaliers and served as the strength and conditioning coach for their G-League affiliate, the Canton Charge. Prior to that, he interned with the Atlanta Hawks for the 2013-2014 season, and spent 3 years as part of the strength and conditioning staff for the WNBA's Atlanta Dream.

Linens is a North Carolina native and a 2005 graduate of the University of North Carolina, having earned his undergraduate degree in exercise and sport science/athletic training. He received his Master's degree in exercise science and health promotion from California University of Pennsylvania in 2014.

Linens, is a certified athletic trainer through the National Athletic Trainers Association (NATA), and a certified strength and conditioning coach through the National Strength and Conditioning Association (NSCA). He also holds the performance enhancement specialist (PES) and corrective exercise specialist (CES) credentials through the National Academy of Sports Medicine (NASM).



## JASON MEIRING

### ASSOCIATE HEAD STRENGTH & CONDITIONING COACH

Jason Meiring will enter his 10th season with the Hornets and second as associate strength & conditioning coach.

Meiring previously interned with the team's strength & conditioning staff during the 2012-13 season while earning his bachelor's degree in kinesiology and exercise science at Colorado Mesa University.

In his current role, Meiring designs and implements in and off-season strength and conditioning programs for current players. He assists in player rehab and return to play processes and handles all nutrition and team meal planning.

Meiring recently earned his master's degree in high performance sport from Australian Catholic University in November 2022.



## KAYLA MCKENZIE

### ASSISTANT ATHLETIC TRAINER & MASSAGE THERAPIST

Kayla McKenzie will be entering her second season with the Hornets as Assistant Athletic Trainer & Massage Therapist. McKenzie previous interned with the New Orleans Saints while earning her Master of Science in Athletic Training, Sports Nutrition, and Sport Performance Training. Prior, she interned with the University of Alabama's football team while earning a bachelor's degree in Movement Science at Texas Christian University.

In her current role, McKenzie focuses on player documentation, manual and massage therapy, primary care, injury and illness prevention, therapeutic intervention, education, and rehabilitation of injuries and medical conditions for current players.

McKenzie earned her PhD in Applied Exercise Science with a concentration in Sports Leadership in December of 2022. Additionally, she is currently in the process of earning a Doctorate in Athletic Training from Ohio University and will complete the program in May 2024.



## BELLA SIMPSON

### SPORTS DIETITIAN

Bella Simpson enters her first season with the Hornets as Sports Dietitian. Previously, she was a Minor League Sports Dietitian with the New York Mets organization. She earned her Master of Science in Medical Dietetics at Ohio State University while interning with OSU men's basketball and football. Prior to graduate school, she earned a bachelor's degree in Dietetics at Michigan State University. She strives to help players implement individualized nutritional strategies to optimize their performance and improve their general health and well-being. Bella promotes scientific evidence-based recommendations to guide players' dietary habits, nutrient timing, hydration, recovery, and supplement routines. She also uses her foundational knowledge of nutrition principles to aid in menu development, ensuring each meal composition supports player performance and meets their daily nutritional requirements.

## BASKETBALL OPERATIONS

### JOE GARCIA

#### TEAM PHYSICIAN

Dr. Joseph Garcia is entering his 18th season as team physician for the Hornets. He is board-certified in family medicine and sports medicine with a focus on active patients of all ages.

Dr. Garcia completed his undergraduate and graduate studies at the University of Iowa, earning his medical degree in 1994. He went on to complete his residency at Riverside Hospital in Newport News, Virginia, followed by a sports medicine fellowship at Carolinas Medical Center Miller Orthopedic Clinic in Charlotte.

Dr. Garcia's philosophy emphasizes the importance of exercise in the treatment of many medical problems, as well as the diagnosis and treatment of musculoskeletal conditions that affect active patients who can benefit from non-operative orthopedic care.

Dr. Garcia currently practices at Novant Health Lakeside Physical Therapy & Sports Medicine in Huntersville, NC.



### JAMES ROMANOWSKI

#### TEAM PHYSICIAN

Dr. James Romanowski is currently the head orthopedic surgeon for the Charlotte Hornets and has extensive sports medicine experience in the NBA as well as an assistant team physician for championship NFL and NHL franchises. He was selected to provide medical care for the NBA All-Star Game in Charlotte, NC, and he is board certified in Orthopedic Surgery, as well as subspecialty certified in Sports Medicine.

Dr. Romanowski was a collegiate soccer player at Davidson College and graduated with high honors from WVU School of Medicine. He completed his orthopedic surgery residency at the University of Cincinnati, Sports Medicine Fellowship at the University of Pittsburgh Medical Center, Shoulder and Elbow Fellowship at Harvard with additional training at the Mayo Clinic and Alps Surgery Institute. He has taught at Harvard Medical School and given presentations internationally. His practice takes care of a broad spectrum of orthopedic injuries involving weekend warriors, recreational and professional athletes, as well as painful, degenerative upper and lower extremity conditions that inevitably come with age.

Dr. Romanowski is affiliated with Novant Health Orthopedics and Sports Medicine with offices in Charlotte and Matthews, NC.



### MARCUS COOK

#### TEAM PHYSICIAN

Dr. Marcus Cook is a sports medicine fellowship trained orthopedic surgeon and has expertise in arthroscopic and reconstructive surgery of the shoulder, knee and elbow with a specific interest in sports-related injuries. A native of Charlotte, he joined Novant Health Perry Orthopedics & Sports Medicine in August 2010. He currently serves as the Lead Team Physician to the Charlotte Hornets; and is on the house advisory board for Novant Health Charlotte Orthopedic Hospital. Dr. Cook has done extensive research around the shoulder and knee, with a focus on the rotator cuff and the anterior cruciate ligament.

Dr. Cook is board-certified by the American Board of Orthopaedic Surgery. He is a current member of the American Orthopaedic Society for Sports Medicine, the American College of Sports Medicine, the Tulane Caldwell Society and a fellow of the American Academy of Orthopaedic Surgeons. Dr. Cook has previously served in roles of Medical Director to Novant Health Rehabilitation and to Select Physical Therapy Athletic Trainers; along with serving athletic departments of Johns Hopkins University Athletics, Morgan State University, Tulane University, Harvard University and many secondary school schools.

After completing his undergraduate studies at the University of North Carolina and his Bachelor of Science at Davidson College, Dr. Cook completed his graduate studies at Duke University School of Medicine. He went on to continue his intern and resident training at Tulane University School of Medicine in New Orleans and his sports medicine fellowship at Union Memorial Hospital in Baltimore.



### LARRY SEITLIN

#### TEAM DENTIST

Dr. Lawrence Seitlin has practiced dentistry in Charlotte for more than 50 years. His practice involves all phases of general dentistry, including cosmetic, crown and bridge, implants, preventive and restorative care. He earned his undergraduate and dental degrees from the University of North Carolina.

Dr. Seitlin has served as team dentist for the Charlotte Hornets since 1990. He has also served the athletes of the Charlotte Sting, Charlotte Checkers, Carolina Cobras, Wells Fargo Championship and the 1996 Olympic Marathon Trials. He is a member of the American Dental Association, North Carolina Dental Society, Charlotte Dental Society, Academy of General Dentistry, International Academy of Sports Dentistry, International Academy of Sports Dentistry and the Association of Professional Team Physicians.

Dr. Seitlin is an avid runner and has completed 29 marathons. A basketball fanatic, he has attended 25 NCAA Final Four basketball tournaments. He served on the board of the South Park Youth Association, including 10 years as basketball commissioner and five years as the director of the Southeastern Youth Basketball League. Dr. Seitlin also served on the board of directors of WTVL.

He and his wife, Stephanie, have three children and nine grandchildren.





# We put our **whole heart** into caring for yours.

Our team of heart and vascular specialists offers the most advanced care to keep you strong and healthy, so you can be there for a lifetime of grandpa hugs.

Discover more at  
[NovantHealth.org/Heart](https://www.novanthealth.org/Heart)

**N** **NOVANT**  
**HEALTH**

## BASKETBALL OPERATIONS



**MURRY BARTOW**

College Scout



**JOHN BOWEN**

Assistant Video  
Coordinator



**MALIK BURNETT**

Coordinator of Basketball  
Operations



**MAXWELL CLEVENS**

Coordinator of Basketball  
Operations



**ANTHONY DATCHER**

Senior Director of Team  
Security



**MORGAN FLEMING**

Manager of Family  
Relations & Basketball  
Operations



**ANDREW GARDINER**

Video Coordinator



**DANIEL GOOSE**

College Scout



**KEVIN GREVEY**

Team Scout



**YASSIN IDBIHI**

International Scout



**OWEN IWAMASA**

Software Developer



**JUSTIN JORDAN**

Team Scout



**JOHN KITCHENS**

Manager of Team Security



**JAKUB KUDLACEK**

Director of International  
Scouting



**MATTHEW MEZA**

Assistant Equipment  
Manager



**MICHAEL MIRANDI**

Senior Software Developer



**JON MOUL**

Director of Basketball  
Strategy & Legal Affairs



**BRIAN O'CONNOR**

Video Coordinator



**ALEXANDER POWELL**

Head of Quantitative  
Analysis & Development



**JASON RIVERA**

Head Equipment Manager



**GARY SACKS**

Team Scout



**JACKSON SIMMONS**

Head Video Coordinator



**ELIJAH STALEY**

Assistant Video  
Coordinator



**GERDARIUS TROUTMAN**

Assistant Video  
Coordinator



**CAM TWISS**

Pro Scout



**JORDAN WILKES**

Team Scout



**MAX WIVIOTT**

Basketball Analyst



**RICHIE WRASE**

Scout





After beginning the process to acquire an NBA G-League team earlier that year, on October 27, 2015 the Charlotte Hornets officially announced their right to own and operate an NBA G-League team in Greensboro, North Carolina. With the purchase, the Hornets became the 11th NBA franchise to fully own and operate a G-League affiliate. On December 29, the Hornets revealed the name and identity of its new affiliate as the Greensboro Swarm. In addition to being closely tied to the Hornets brand, the name also represents the city of Greensboro, where fans gather in great numbers to support the game of basketball.

Located just 90 miles northeast of Charlotte, the Swarm plays its 24 home games at the newly renovated Novant Health Fieldhouse at the Greensboro Coliseum Complex. The close proximity allows the Hornets to use the G-League in a more efficient manner, providing a seamless transition for both players and coaches. Placing the team in Greensboro also expands the Hornets' brand to another city in North Carolina with a great basketball tradition.



## STEVE SWETOHA

### GREENSBORO SWARM PRESIDENT

Steve Swetoha is entering his seventh season as the Team President of the Greensboro Swarm, the NBA G League affiliate owned and operated by Hornets Sports and Entertainment. Prior to his arrival in Greensboro, Swetoha was the President, General Manager and Chief Revenue Officer of the WNBA's Tulsa Shock for six years. He oversaw both basketball and business operations and lead the team to their first ever winning season and playoff appearance in 2015.

Swetoha has previous experience in the NFL, NBA, NHL, WNBA and the ACC in various roles ranging from Director of Sales to Senior Vice President of Sales and Retention to Vice President of Business Operations. An alum of Robert Morris University, he earned his Bachelor of Science degree with a concentration in Sport Management and in 2010 was elected to the Robert Morris Sport Management Hall of Fame Class. Swetoha has also earned his Master's Degree in Sports Leadership at Duquesne University.

Swetoha is an active member of the Triad community, where he sits on a number of leadership boards including Junior Achievement (board chair), Guilford Merchants Association, YMCA Metro Board and the Greensboro Sports Foundation. Swetoha is also on the Member Engagement Advisory Board of the Greensboro Chamber of Commerce and member of the Greensboro Sports Council. Prior to moving to Greensboro, Swetoha was an active member of the Tulsa community, sitting on several leadership boards including the Oklahoma Center for Community and Justice, Community Food Bank of Eastern Oklahoma, American Diabetes Association, Junior Achievement and Susan G. Komen. He also served on the advisory board of the Tulsa Sports Commission and Tulsa Metropolitan Urban League. In addition to serving in an advisory role, Swetoha previously acted as the Honorary Chair of the Susan G. Komen Race for the Cure and Pink Stiletto Gala and was also on the steering committee for the annual Boys and Girls Club of Metro Tulsa Golf Tournament. In 2014-15, Swetoha was named one of Susan G. Komen's Pink Tie Guys for Tulsa and he is a member of Leadership Tulsa Class of 46.

Swetoha is married to Susan Shepherd. They have a daughter, Sophia, and a son, Matthew.



## COLE TEAL

### GENERAL MANAGER

Entering his third season with the Greensboro Swarm, Cole Teal was named general manager on August 30, 2023. He spent the previous two seasons with the Swarm as manager of basketball operations and player development. Prior to his time in Greensboro, Teal worked as a member of the USA Basketball support staff in Colorado Springs, in addition to serving as the basketball operations associate for both the Windy City Bulls and Delaware Blue Coats. Teal's on-court experience includes four years as part of the Williams College men's basketball program, during which he helped the team reach the 2017 NCAA Division III Final Four and later won the 2018 NESCAC title.



## JORDAN SURENKAMP

### HEAD COACH

Surenkamp was named the third head coach in franchise history on September 15, 2021. He was elevated to lead the Swarm after completing his third season with the Hornets – his second as the Head Video Coordinator. He joined the organization prior to the 2018 season as an Assistant Video Coordinator.

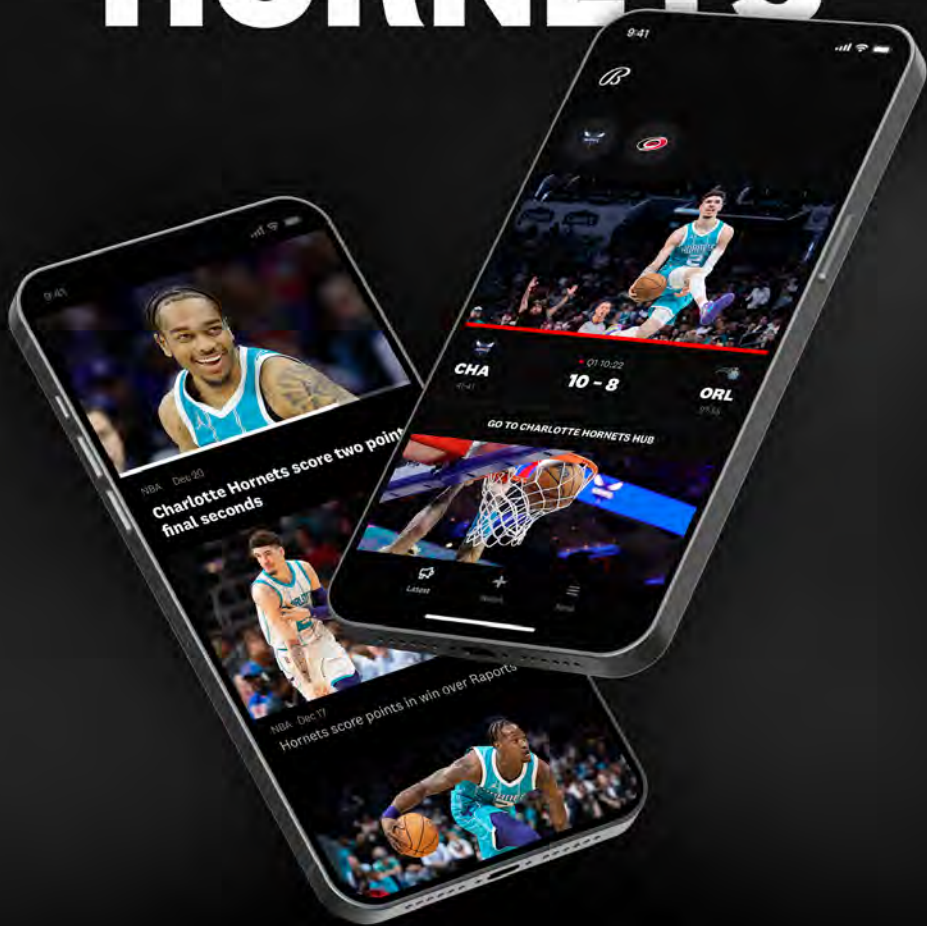
Before joining the Hornets, Surenkamp kicked off his career in professional basketball with the Brooklyn Nets (2017-18). His tenure with the Nets included head video coordinator duties for their NBA G League affiliate, the Long Island Nets.

Surenkamp has a wealth of collegiate experience after spending four seasons at the University of South Alabama under head coach Matthew Graves. From 2015-17 he was the director of basketball operations, a role he was promoted to after spending two seasons (2013-15) as a graduate assistant. Surenkamp earned a master's degree in communication from South Alabama in 2015.

A native of Indianapolis, Surenkamp graduated from Wabash College with a degree in speech communication and rhetoric. He was also a member of the men's basketball program where he earned four letters and appeared in 74 career games.



# STREAM THE HORNETS



@BALLYSORTSSO



@HORNETSONBALLY

BALLYSORTS.COM

# PLAYERS



## PLAYERS



AMARI BAILEY



LAMELO BALL



LEAKY BLACK



JAMES BOUKNIGHT



MILES BRIDGES



GORDON HAYWARD



THÉO MALEDON



CODY MARTIN



BRYCE MCGOWENS



BRANDON MILLER



FRANK NTLIKINA



NICK RICHARDS



TERRY ROZIER



NICK SMITH JR.



EDMOND SUMNER



JT THOR



P.J. WASHINGTON JR.



MARK WILLIAMS

## 2023-24 ROSTER

NO.	PLAYER	POS.	HT.	WT.	BIRTHDATE	PRIOR TO NBA/FROM	YRS
10	Amari Bailey <sup>2-W</sup>	G	6-4	190	02/17/04	UCLA/USA	R
1	LaMelo Ball	G	6-7	190	08/22/01	Illawarra/USA	3
12	Leaky Black <sup>2-W</sup>	F	6-7	205	06/14/99	North Carolina/USA	R
2	James Bouknight	G	6-4	190	09/18/00	Connecticut/USA	2
0	Miles Bridges	F	6-6	230	03/21/98	Michigan State/USA	4
20	Gordon Hayward	F	6-7	225	03/23/90	Butler/USA	13
9	Théo Maledon <sup>2-W</sup>	G	6-4	195	06/12/01	ASVEL Basket/France	3
11	Cody Martin	G/F	6-6	200	09/28/95	Nevada/USA	4
7	Bryce McGowens	G	6-6	190	11/08/02	Nebraska/USA	1
24	Brandon Miller	F/G	6-8	210	11/22/02	Alabama/USA	R
44	Frank Ntilikina	G	6-4	210	07/28/98	Strasbourg IG/France	6
4	Nick Richards	C	7-0	260	11/29/97	Kentucky/Jamaica	3
3	Terry Rozier	G	6-1	195	03/17/94	Louisville/USA	8
8	Nick Smith Jr.	G	6-3	185	04/18/04	Arkansas/USA	R
45	Edmond Sumner	G	6-4	190	12/31/95	Xavier/USA	5
21	JT Thor	F	6-9	215	08/26/02	Auburn/USA	2
25	P.J. Washington Jr.	F	6-7	230	08/23/98	Kentucky/USA	4
5	Mark Williams	C	7-0	260	12/16/01	Duke/USA	1

<sup>2-W</sup> Denotes Two-Way contract player

## COACHING STAFF

**HEAD COACH:** Steve Clifford (Maine-Farmington)

**ASSISTANT COACHES:** Tyrone Corbin (DePaul), Bob Beyer (Alfred), Marlon Garnett (Santa Clara), Mike Wells (Mount Vernon Nazarene), Rex Walters (Kansas), Nick Friedman (Miami), Norman Richardson (Hofstra), Bruce Kreuzer (SUNY New Paltz)

**DIRECTOR OF HEALTH CARE & SPORTS PERFORMANCE:** Joe Sharpe (Old Dominion)

**ASSOCIATE HEAD ATHLETIC TRAINER:** Quinton Sawyer (North Carolina)

**STRENGTH & CONDITIONING COACHES:** Adam Liniens (North Carolina), Jason Meiring (Colorado Mesa)

**DIRECTOR OF APPLIED SPORTS SCIENCE:** Dan Taylor (Franklin Pierce)

**SENIOR ATHLETIC TRAINER:** Nina Hsieh (Cal State Fullerton)

**PERFORMANCE PHYSICAL THERAPIST:** Jonathon Gardner (Coker)

**ASST. ATHLETIC TRAINER & MASSAGE THERAPIST:** Kayla McKenzie (TCU)

## NUMERICAL ROSTER

0	Miles Bridges	10	Amari Bailey
1	LaMelo Ball	11	Cody Martin
2	James Bouknight	12	Leaky Black
3	Terry Rozier	20	Gordon Hayward
4	Nick Richards	21	JT Thor
5	Mark Williams	24	Brandon Miller
7	Bryce McGowens	25	P.J. Washington Jr.
8	Nick Smith Jr.	44	Frank Ntilikina
9	Théo Maledon	45	Edmond Sumner

## HOW THE HORNETS WERE BUILT

<b>Amari Bailey</b>	Selected in the second round (41st overall) of the 2023 NBA Draft by the Charlotte Hornets.
<b>LaMelo Ball</b>	Selected in the first round (third overall) of the 2020 NBA Draft by the Charlotte Hornets.
<b>Leaky Black</b>	Signed a two-way contract on July 19, 2023.
<b>James Bouknight</b>	Selected in the first round (11th overall) of the 2021 NBA Draft by the Charlotte Hornets.
<b>Miles Bridges</b>	Acquired in a trade with the Los Angeles Clippers along with two future second-round picks in exchange for Shai Gilgeous-Alexander.
<b>Gordon Hayward</b>	Acquired in a trade with the Boston Celtics along with two second-round draft picks in exchange for a future second-round draft pick.
<b>Théo Maledon</b>	Signed a two-way contract on September 29, 2023.
<b>Cody Martin</b>	Selected in the second round (36th overall) of the 2019 NBA Draft by the Charlotte Hornets.
<b>Bryce McGowens</b>	Acquired from the Minnesota Timberwolves in exchange for Josh Minott and a 2023 second-round pick.
<b>Brandon Miller</b>	Selected in the first round (second overall) of the 2023 NBA Draft by the Charlotte Hornets.
<b>Frank Ntilikina</b>	Signed as a free agent on August 5, 2023.
<b>Nick Richards</b>	Acquired in a trade with the New Orleans Pelicans in exchange for a 2024 second-round pick.
<b>Terry Rozier</b>	Acquired from Boston Celtics along with a future second-round pick in exchange for Kemba Walker and a future second-round pick.
<b>Nick Smith Jr.</b>	Selected in the first round (27th overall) of the 2023 NBA Draft by the Charlotte Hornets.
<b>Edmond Sumner</b>	Signed as a free agent on Sept. 29, 2023.
<b>JT Thor</b>	Acquired in a trade with the Detroit Pistons along with Mason Plumlee in exchange for Balsa Koprivica.
<b>P.J. Washington Jr.</b>	Selected in the first round (12th overall) of the 2019 NBA Draft by the Charlotte Hornets.
<b>Mark Williams</b>	Selected in the first round (15th overall) of the 2022 NBA Draft by the Charlotte Hornets.

**Acquired via NBA Draft**

Amari Bailey  
 LaMelo Ball  
 James Bouknight  
 Cody Martin  
 Brandon Miller  
 Nick Smith Jr.  
 P.J. Washington Jr.  
 Mark Williams

**Acquired via Free Agency**

Leaky Black  
 Théo Maledon  
 Frank Ntilikina  
 Edmond Sumner

**Acquired via Trade**

Miles Bridges  
 Gordon Hayward  
 Bryce McGowens  
 Nick Richards  
 Terry Rozier  
 JT Thor

CHARLOTTE  
HORNETS



23  
24



AMARI BAILEY #10

**GUARD**

**BORN:** 2/17/2004

**HEIGHT:** 6'4"  
**WEIGHT:** 190 LBS

**PRIOR TO NBA:** UCLA  
**FROM:** USA

**CAREER NOTES:** Selected in the second round (41st overall) of the 2023 NBA Draft by the Charlotte Hornets... signed a two-way contract with the Hornets on July 14, 2023.

**COLLEGE CAREER: 2022-23 (UCLA)** - Averaged 11.2 points, 3.8 rebounds, 2.2 assists and 1.1 steals in 26.9 minutes per game across 30 appearances (28 starts)... tallied 17.3 points, 4.8 rebounds and 3.0 assists in six post season games between the Pac-12 and NCAA Tournaments... scored a career-best 26 points vs. Colorado in the Pac-12 Tournament... selected to Pac-12 All-Freshman team... helped the Bruins win the Pac-12 regular-season championship and reach the Sweet 16 of the NCAA Tournament.

**PERSONAL:** Hometown is Chicago, Ill.... son of Johanna Leia... has one sister, Savanna... played high school basketball at Sierra Canyon School in Chatsworth, Calif.... named California Mr. Basketball as a junior in 2020-21 and a McDonald's High School All-American as a senior in 2021-22.

#### COLLEGE STATISTICS

YR	TEAM	GP-GS	MIN	FIELD GOALS			FREE THROWS			REBOUNDS			AVERAGES						
				FGM-FGA	PCT	3FGM-3FGA	PCT.	FTM-FTA	PCT.	OR-DR	TOT	AST	STL	BS	TO	PTS	RPG	APG	PPG
22-23	UCLA	30-28	808	135-273	.495	21-54	.389	44-63	.698	25-89	114	65	34	9	73	335	3.8	2.2	11.2



CHARLOTTE  
HORNETS



23  
24

LAMELO BALL #1

**GUARD**

**BORN:** 8/22/2001

**HEIGHT:** 6'7"  
**WEIGHT:** 190 LBS

**PRIOR TO NBA:** ILLAWARRA  
**FROM:** USA



**CAREER NOTES/NBA HONORS:** Selected as an All-Star reserve in 2022, becoming the fourth-youngest All-Star in NBA history...two-time Rising Stars participant...Named the 2020-21 NBA Rookie of the Year... Three-time Eastern Conference Rookie of the Month, winning the award in three consecutive months (December/January, February, March)... Selected in the first round (third overall) of the 2020 NBA Draft by the Charlotte Hornets... signed a multiyear extension with Charlotte on July 6, 2023... became the Hornets' all-time leader in triple-doubles by notching his eighth triple-double at Milwaukee (Jan. 31, 2023).

**PRO CAREER: 2022-23 (Charlotte)** - Limited to 36 games due to injury... averaged 23.3 points, including 4.0 3-pointers, 6.4 rebounds, 8.4 assists and 1.3 steals per game... one of four players to average at least 4.0 3s per game (Stephen Curry, Damian Lillard, Klay Thompson)... ended the season having made a 3-pointer in 51 straight games, setting a new franchise mark... made at least five 3s in five straight games to end the season, becoming the 11th player in NBA history with such a streak... became the eighth player in NBA history to average 5.0 3-pointers and 10.0 assists over a five-game span (Feb. 13-27)... became the first player in Hornets history to average 25.0 points and 10.0 assists over a five-game span (Feb. 10-24)... recorded six straight double-doubles from Feb. 10-25, the longest streak of his career... became the fourth-youngest player in NBA history to reach 1,000 career assists (21y-135d), behind only LeBron James, Stephen Marbury and Trae Young...

**Top Single-Game Performances:** Became the first Hornet ever to record a triple-double and make at least five 3s in a game with 28 points, 12 rebounds, 10 assists and five 3s vs. San Antonio (Feb. 15)... tallied 30 points and a career-high-tying 15 assists vs. Atlanta (Feb. 13), marking the first 30-point, 15-assist game in franchise history... poured in 33 points vs. Orlando (Feb. 5), including 26 points in the second half, his career high for any half... became the 14th player in NBA history to record

25-10-10-3-3 with 27 points, 10 rebounds, 11 assists, three steals and three blocks at Milwaukee (Jan. 3); it marked the eighth triple-double of his career, setting a new franchise mark... **2021-22 (Charlotte)** - Appeared in 75 games (75 starts), averaging 20.1 points (42.9 FG%, 38.9 3P%, 87.2 FT%), 6.7 rebounds, 7.6 assists, 1.6 steals in 32.3 minutes per game... became the third player in NBA history to average 20.0 points, 6.0 rebounds and 7.0 assists in his age-20 season, joining LeBron James and Luka Doncic... selected by his first All-Star game, becoming the fourth-youngest All-Star (20 years, 182 days) in league history, behind only Kobe Bryant, LeBron James and Magic Johnson... notched five triple-doubles, the most in a season by any Hornets player... became the second-youngest player in NBA history to achieve five career triple-doubles... was one of three players to accumulate 1,500 points, 500 rebounds and 500 assists last season, alongside Luka Doncic and Nikola Jokic... youngest player in NBA history to make 200 3-pointers in a season... became the second-youngest player in NBA history to make 300 career 3-pointers (Anthony Edwards)... joined Magic Johnson as the only two players in NBA history to average 17.0 points, 6.0 rebounds, 6.0 assists and 1.5 steals over the first 100 games of their career... selected to Clorox Rising Stars event... among qualified players to attempt at least seven 3-pointers a game last season, Ball ranked fifth in accuracy (38.9 percent)... teamed with Terry Rozier to become the first pair of teammates in Hornets history to each make 200-plus 3-pointers in the same season (Rozier, 222 3P/M; Ball, 220)... Ball's 220 3-pointers made were the seventh-most in franchise history... ranked in the top 10 league-wide in steals per game (1.6) and total deflections (207), while also leading the league in loose balls recovered (82)... finished ninth in the league in assists per game (7.6)... one of four players (Tyrese Haliburton, Dejounte Murray, Chris Paul) to rank in the top 10 in both steals per game and assists per game... posted 34 multi-steal games, tied for sixth-most in the NBA... recorded 56 games with multiple 3-pointers, tied for eighth-most in the league... **Top Single-Game Performances:** Tallied 25 points, 16 rebounds and 11 assists at Los Angeles Lakers (Nov. 8), becoming the youngest player in NBA history (20 years, 78 days) to achieve a 25-15-10 game... hauled in a personal-best 17 rebounds vs. New York (Nov. 12), becoming the second-youngest guard in NBA history to collect at least 17 boards in a game, in addition to besting his previous career high set four days earlier (16 rebounds)... dished a career-best 15 assists at New York (March 30), becoming the third-youngest player (20 years, 220 days) in NBA history to accomplish a 20-point, 15-assist outing, behind LeBron James (once) and Trae Young (three times)... recorded 18 points on 7-of-11 shooting, including 4-of-8 from 3-point range, in addition to three rebounds, three assists and three steals in 22 minutes in his All-Star debut... notched eight points, two rebounds, one assist and two steals in the 2022 Clorox Rising Stars event... poured in a career-best eight 3-pointers at Milwaukee (Dec. 1) en route to a then-career-high 36 points... erupted for a career-high 38 points on 12-of-24 shooting at Boston (Feb. 2), also posting career marks in free throws made (10) and attempted (13)... swiped five steals at Cleveland (Oct. 22), setting a new career high, and equaled it with five more steals vs. New York (Nov. 12)... met or exceeded his previous career high of 12 assists on 11 occasions... scored all of his game-high 24 points in the first half at Chicago (April 8), setting a career-high for points in a first half... notched 24 points, 10 rebounds and nine assists vs. Washington (April 10), his 28th game with 20-5-5, the most in a season in Hornets history... **2020-21 (Charlotte)** - Averaged 15.7 ppg (43.6 FG%, 35.2 3P%, 75.8 FT%), 5.9 rpg, 6.1 apg, 1.6 spg and 28.8 mpg in 51 games (31 starts)... 12th rookie in NBA history to average 15.0 ppg, 5.0 rpg, 5.0 apg and 1.5 spg... Third player in NBA history to average 20-5-5 in first five career starts... 17th in assists and ninth in steals per game... among rookies, ranked second in points and in rebounds, first in assists and steals per game... Recorded seven double-doubles, the second-most by a rookie this season and sixth-most ever by a Hornets rookie... Posted one triple-double... Had 10 games with 20-5-5, second most by a Hornets rookie and third most by a teenage rookie in NBA history... Dished out 10+ assists in four games... Dished out at least five assists in 11 straight games from Dec. 27-Jan. 14, the best streak by a Hornets rookie and second longest streak by a rookie reserve in NBA history behind Muggsy Bogues (14, '87-'88)... Had 39 games with five or more assists, second most by a rookie in franchise history... Had two steals in six straight games, the longest streak by a Hornets rookie and one of seven players to do so this season... **Top Single-Game Performances:** Recorded 22 points on 7-of-10 shooting along with eight rebounds and five assists in a win at DAL (12/30), becoming the fourth-youngest player in NBA history with 20-5-5... Totaled 22 points with 12 rebounds and 11 assists for a triple-double in a win vs. ATL (1/9), making him the youngest player with a triple-double, the fifth rookie reserve with a triple-double in NBA history, the first reserve, second rookie in franchise history with a triple-double... Recorded a career-high 27 points, including going a career-best 9-for-9 from the free-throw line while adding nine assists, five rebounds and three steals in a win vs. MIL (1/30), fourth rookie in franchise history with 25-5-5 and the third to have three or more steals with 25-5-5... Posted a career-high 34 points with eight assists and zero turnovers vs. UTA (2/5), youngest player with 30 points, five assists and zero turnovers in NBA history and only the second teen with 30-5-0 (Stephen Marbury, 11/29/96)... Dished 10 assists and netted seven 7s in a win vs. HOU (2/8), making him the youngest player in NBA history with seven 3s as he tied the Hornets franchise single-game record for made 3-pointers... Notched 30 points, eight assists, six rebounds and four steals at POR (3/1), becoming the third-youngest player in NBA history with 30-5-5 and only the third rookie for the franchise to record 30-5-5.

**INTERNATIONAL CAREER: 2019-20** - Averaged 17.2 points, 7.9 rebounds, 6.8 assists in 13 games with the Illawarra Hawks of the NBL in Australia during the 2019-20 season... Named NBL Rookie of the Year... Youngest player in NBL history to record a triple-double and fourth player in league history to record back-to-back triple-doubles... **2017-18** - Appeared in eight games in the Lithuanian Basketball League with Prienai in 2017-18... Averaged 6.5 points and 2.4 assists.

**PERSONAL:** Hometown is Chino Hills, California... Son of Tina and LaVar Ball... Older brother Lonzo plays for the Chicago Bulls... Named MaxPreps National Co-Freshman of the Year.

## REGULAR SEASON STATISTICS

YR	TEAM	GP-GS	MIN	FIELD GOALS			FREETHROWS		REBOUNDS			AVERAGES							
				FGM-FGA	3FGM-3FGA	PCT.	FTM-FTA	PCT.	OR-DR	TOT	AST	STL	BS	TO	PTS	RPG	APG	PPG	
20-21	CHA	51-31	1469	293-672	436	92-261	352	125-165	758	63-239	302	313	81	18	145	803	5.9	6.1	15.7
21-22	CHA	75-75	2422	538-1254	429	220-565	389	212-243	872	108-393	501	571	119	30	245	1508	6.7	7.6	20.1
22-23	CHA	36-36	1268	296-721	411	144-383	376	102-122	836	42-189	231	304	46	11	129	838	6.4	8.4	23.3
<b>TOTALS</b>		<b>162-142</b>	<b>5159</b>	<b>1127-2647</b>	<b>426</b>	<b>456-1209</b>	<b>377</b>	<b>439-530</b>	<b>828</b>	<b>213-821</b>	<b>1034</b>	<b>1188</b>	<b>246</b>	<b>59</b>	<b>519</b>	<b>3149</b>	<b>6.4</b>	<b>7.3</b>	<b>19.4</b>

Personal Fouls-DQs: 2020-21: 136-0; 2021-22: 237-5; 2022-23: 118-6

CHARLOTTE  
HORNETS



23  
24



LEAKY BLACK #12

**FORWARD**

BORN: 6/14/1999

HEIGHT: 6'7"  
WEIGHT: 205 LBS

PRIOR TO NBA: UNC  
FROM: USA

**CAREER NOTES:** Undrafted in the 2023 NBA Draft... signed a two-way contract with the Hornets on July 19, 2023.

**COLLEGE CAREER: 2018-23 (North Carolina)** – Appeared in a school-record 155 games (130 starts) in five seasons, averaging 5.5 points, 4.7 rebounds, 2.2 assists and 1.1 steals in 26.9 minutes per game for his career... one of five Tar Heels to record 600 points, 500 rebounds, 200 assists, 100 steals and 50 blocks in four seasons or fewer, along with Danny Green, George Lynch, David Noel and James Worthy... two-time ACC All-Defense selection... **2022-23** – Tallied career highs with 7.3 points, 6.5 rebounds, 1.3 steals and 32.1 minutes per game across 33 contests (33 starts)... named to the ACC All-Defense team for the second straight season... **2021-22** – Dished a career-best 2.7 assists per game, in addition to 4.9 points and 4.3 rebounds per game in 38 appearances (38 starts)... helped the Tar Heels make a run to the NCAA Tournament championship game... ACC All-Defense honoree... **2020-21** – Suited up for 29 games (28 starts), posting 5.6 points, 4.9 rebounds, 2.4 assists and 1.2 steals in 27.6 minutes per game... reached the NCAA Tournament... **2019-20** – Recorded 6.5 points, 5.0 rebounds, 2.6 assists and 1.3 steals in 29.7 minutes per game across 32 contests (31 starts)... **2018-19** – Tallied 2.5 points, 2.1 rebounds and 1.2 assists in 10.3 minutes per game (23 games, zero starts)... won the ACC regular-season championship and reached the Sweet 16 of the NCAA Tournament.

**PERSONAL:** Full name is Rechon Malik Black... born in Concord, N.C.... son of Chon and Carla Black... nicknamed Leaky by his grandmother because of his middle name, Malik... won the 2018 state championship as a senior at Cox Mill HS in Concord.

#### COLLEGE STATISTICS

YR	TEAM	GP-GS	MIN	FIELD GOALS				FREE THROWS		REBOUNDS			AVERAGES						
				FGM-FGA	PCT	3FGM-3FGA	PCT.	FTM-FTA	PCT.	OR-DR	TOT	AST	STL	BS	TO	PTS	RPG	APG	PPG
18-19	UNC	23-0	237	23-49	.469	5-12	.417	6-7	.857	10-39	49	27	14	4	15	57	2.1	1.2	2.5
19-20	UNC	32-31	951	80-223	.359	16-63	.254	32-46	.696	45-116	161	83	40	25	56	208	5.0	2.6	6.5
20-21	UNC	29-28	799	58-158	.367	10-45	.222	36-52	.692	39-104	143	70	36	10	37	162	4.9	2.4	5.6
21-22	UNC	38-38	1129	68-146	.466	17-51	.333	33-38	.868	49-113	162	104	34	24	37	186	4.3	2.7	4.9
22-23	UNC	33-33	1058	86-209	.411	28-86	.326	40-57	.702	58-157	215	50	42	27	29	240	6.5	1.5	7.3
<b>TOTALS</b>		<b>155-130</b>	<b>4174</b>	<b>315-785</b>	<b>.401</b>	<b>76-257</b>	<b>.296</b>	<b>147-200</b>	<b>.735</b>	<b>201-529</b>	<b>730</b>	<b>334</b>	<b>166</b>	<b>90</b>	<b>174</b>	<b>853</b>	<b>4.7</b>	<b>2.2</b>	<b>5.5</b>

CHARLOTTE  
HORNETS

23  
24



JAMES BOUKNIGHT #2

**GUARD**

**BORN:** 9/18/2000

**HEIGHT:** 6'4"  
**WEIGHT:** 190 LBS

**PRIOR TO NBA:** UCONN  
**FROM:** USA

**CAREER NOTES:** Selected in the first round (11th overall) of the 2021 NBA Draft by the Charlotte Hornets... Signed a contract with Charlotte (8/3/21).

**PRO CAREER: 2022-23 (Charlotte)** - Appeared in 34 games, averaging 5.6 points, 2.1 rebounds and 1.2 assists... suited up for 24 games (19 starts) with the Greensboro Swarm, tallying 17.6 points (45.5 FG%, 43.4 3P%, 73.9 FT%), 5.2 rebounds and 2.5 assists per game... **Top Single-Game Performances:** Tallied back-to-back 20-point games for the first time in his career with a season-high 22 points vs. Chicago (March 31), including a career-best six 3s, and 21 points vs. Toronto (April 2)... erupted in the G League for 44 points and 11 3-pointers against the Austin Spurs (March 18)... set and then matched his career best with five assists in three separate games... **2021-22 (Charlotte)** - Appeared in 31 games (0 starts), averaging 4.6 points (34.8 FG%, 34.7 3P%, 87.1 FT%) and 1.7 rebounds in 9.8 minutes per game... appeared in 12 games (12 starts) with the Greensboro Swarm, averaging 23.0 points (45.4 FG%, 30.0 3P%, 84.1 FT%), 6.3 rebounds, 4.6 assists and 1.8 steals in 34.0 minutes per game... **Top Single-Game Performances:** Poured in a career-high 24 points on 9-of-14 shooting, including 6-of-8 from 3-point range, in a win vs. Sacramento (Dec. 10)... contributed 18 points on 6-of-11 shooting at Toronto (Jan. 25).

**CAREER HIGHS**

<b>PTS:</b>	24 vs. SAC, 12/10/21
<b>FGM:</b>	9 vs. SAC, 12/10/21
<b>FGA:</b>	16 vs. CHI, 3/31/23
<b>3FGM:</b>	6(2) vs. CHI, 3/31/23
<b>3FGA:</b>	11 vs. CHI, 3/31/23
<b>FTM:</b>	5(2) vs. NYK, 12/9/22
<b>FTA:</b>	6 vs. NYK, 12/9/22
<b>OREB:</b>	5 at DAL, 12/13/21
<b>DREB:</b>	5(4) vs. CHI, 3/31/23
<b>REB:</b>	6(5) vs. CHI, 3/31/23
<b>AST:</b>	5(3) at OKC, 3/28/23
<b>STL:</b>	2(3) at BOS, 11/28/22
<b>TO:</b>	4(2) vs. CLE, 4/7/23
<b>BLK:</b>	2 vs. BKN, 11/5/22
<b>MIN:</b>	31 vs. CHI, 3/31/23

**COLLEGE CAREER: 2019-2021 (Connecticut)** - Averaged 15.0 ppg (.456 FG%, .320 3pt%, .802 FT%), 4.7 rpg, 1.5 apg and 27.9 mpg in 43 career games (30 starts) with the Huskies... **2020-21** - Averaged 18.7 ppg (.447 FG%, .293 3pt%, .778 FT%), 5.7 rpg, 1.8 apg, 1.1 spg and 31.7 mpg in 15 games (14 starts)... Selected to the All-BIG EAST First Team and named USBWA District 1 Player of the Year while also earning NABC District 5 Second Team honors... Scored in double figures in 14 games, including seven games with 20+ points and one 40-point performance... Shot 13-for-24 from the floor, including five made 3s while going 9-of-12 from the free-throw line for a career-high 40 points vs. Creighton on Dec. 20, which marked the highest-scoring game in the BIG EAST... Totaled 21 points and 10 rebounds at Villanova (2/20)... Recorded a second consecutive double-double with 20 points and 10 boards at Georgetown on (2/25)... Made eight field goals on 12 attempts, including 5-for-9 from behind the arc for 21 points vs. Georgetown (3/6)... **2019-20** - Averaged 13.0 ppg (.462 FG%, .347 3pt%, .822 FT%), 4.1 rpg, 1.3 apg and 25.9 mpg... Appeared in 28 games (16 starts)... AAC All-Conference Third Team selection and unanimously named to the conference's All-Freshman Team... Had 19 double-figure scoring games and three 20-plus scoring games... Totaled 22 points and five rebounds on 9-of-14 shooting, including four made 3-point field goals at Tulsa (2/6)... Scored a season-high 23 points vs. Cincinnati (2/9)... Posted 19 points, 10 rebounds and added four assists at East Carolina (2/29)... Scored 17 points and grabbed seven rebounds in win over No. 21 Houston (3/5).

**PERSONAL:** Born James David Bouknight... Son of Patty Leo and John Bouknight... Has one older brother and one older sister... Attended The MacDuffie School where he played under Coach Jacques Rivera for two seasons... Played first two years of high school at La Salle Academy in Manhattan... Consensus Top 100 recruit who played AAU ball for the

powerhouse PSA Cardinals under Coach Munch Williams... He was AAU teammates with Magic guard Cole Anthony.

**REGULAR SEASON STATISTICS**

YR	TEAM	FIELD GOALS						FREE THROWS		REBOUNDS				AVERAGES					
		GP-GS	MIN	FGM-FGA	PCT	3FGM-3FGA	PCT	FTM-FTA	PCT	OR-DR	TOT	AST	STL	BS	TO	PTS	RPG	APG	PPG
21-22	CHA	31-0	304	49-141	.348	17-49	.347	27-31	.871	22-30	52	26	7	1	15	142	1.7	0.8	4.6
22-23	CHA	34-0	515	69-193	.358	33-109	.303	20-30	.667	8-64	72	41	14	5	32	191	2.1	1.2	5.6
<b>TOTALS</b>		<b>65-0</b>	<b>819</b>	<b>118-334</b>	<b>.353</b>	<b>50-158</b>	<b>.316</b>	<b>47-61</b>	<b>.770</b>	<b>30-94</b>	<b>124</b>	<b>67</b>	<b>21</b>	<b>6</b>	<b>47</b>	<b>333</b>	<b>1.9</b>	<b>1.0</b>	<b>5.1</b>

Personal Fouls-DQs: 2021-22: 29-0; 2022-23: 78-0; Totals: 107-0



CHARLOTTE  
HORNETS



23  
24

MILES BRIDGES #0



**FORWARD**

BORN: 3/21/1998

HEIGHT: 6'6"  
WEIGHT: 230 LBS

PRIOR TO NBA: MICH STATE  
FROM: USA

**CAREER NOTES:** Averaging 13.4 points, 5.6 rebounds and 2.3 assists in 29.1 minutes per game across 291 contests (188 starts) in four NBA seasons (2018-22) with the Hornets... Named to the U.S. Team for the 2020 NBA Rising Stars Challenge and won MVP honors in the event... Selected by the LA Clippers in the first round (12th overall) in the 2018 NBA Draft out of Michigan State before his draft rights were traded to Charlotte in exchange for the draft rights to Shai Gilgeous-Alexander (6/21/18)... Signed a contract with Charlotte (7/2/18)... signed a qualifying offer with Charlotte on July 2, 2023.

**PRO CAREER: 2021-22 (Charlotte)** - Averaged career highs across the board with 20.2 points, 7.0 rebounds, 3.8 assists, 0.9 steals, 0.8 blocks and 35.5 minutes per game in 80 contests (80 starts)... posted 44 games with at least 20 points and nine games with at least 30 points... grabbed 10-plus rebounds in 15 games and 10-plus assists in one game... **Top Single-Game Performances:** Poured in a career-high 38 points in a win at New York (Jan. 17), in addition to 12 rebounds and five assists... delivered 35 points and 10 rebounds at Atlanta (Nov. 20)... totaled 32 points and nine rebounds in a win at Brooklyn (Oct. 24)... tallied 32 points and nine rebounds at Golden State (Nov. 3)... notched 32 points and three steals in a win at Atlanta (Dec. 5)... contributed 31 points and six rebounds in a win at Orlando (Oct. 27)... notched 31 points and six rebounds in a win at New York (March 30)... recorded 30 points, seven rebounds and three assists in a win at Cleveland (Oct. 22)... posted 14 points and a career-high 11 assists at Portland (Dec. 17)... **2020-21 (Charlotte)** - Averaged 12.7 ppg (.503 FG%, 400 3pt%, .867 FT%), 6.0 rpg, 2.2 apg, 0.7 spg, 0.8 bpg and 29.3 mpg in 66 games (19 starts)... Recorded 11 double-doubles, including four in a row from Feb. 7 to 12, the longest streak of his career; his eight double-doubles off the bench are tied for the third most as his streak is the longest streak by a reserve this season... Passed Jamaal Magloire (2001-02) for most double-doubles in season by a reserve in franchise history; tied for first in franchise history in career double-doubles by a Hornets reserve... Scored 10+ points in 45 games, 20+ points in 13 games and had two games with 30+ points... Grabbed 10+ rebounds in 10 outings... **Top Single-Game Performances:** Posted 20 points and a career-high 16 boards, all on the defensive end which is also a career-best, to go with two blocks for his first double-double of the season in a win at DAL (12/30), as he became just the fourth player in franchise history with a 20-15 performance as a reserve... Set season-highs from the field, going 8-for-11 for 18 points while adding six rebounds and two steals in a win at ORL (1/24)... Totaled 11 points and 14 rebounds, including a career-high six offensive boards, in a win at WAS (2/7)... Went 8-for-12 from the floor for season highs as he posted 19 points and 10 rebounds in a win vs. HOU (2/8)... Scored 21 points as he went 7-for-11 from the field, including five made 3s, scoring 14 of his 21 in the third quarter at LAC (3/20)... Posted 23 points with 10 rebounds on 8-of-12 shooting, including 16 points in the second quarter, a new career-high for any quarter, in a win at IND (4/2)... Had a season-high 26 points to go with seven rebounds and four assists in a win at MIL (4/9)... Scored a career-high 33 points and made a career-high 13 field goals, including a career-high-tying six made 3s, while adding nine boards at BKN (4/16)... **2019-20 (Charlotte)** - Averaged 13.0 ppg (.424 FG%, .330 3pt%, .809 FT%), 5.6 rpg, 1.8 apg, 0.7 bpg and 30.7 mpg in 65 games (64 starts)... Scored 10+ points in 45 games, 20+ points in 10 games and had one game with 30+ points... Grabbed 10+ rebounds in four games... Recorded four double-doubles... **Top Single-Game Performances:** Posted 18 points and 10 rebounds to go with a pair of blocks vs. BOS (1/7)... Scored a season-high and then-career-high 31 points and added eight rebounds and three steals at WAS (11/22)... Totaled 26 points and nine rebounds, including six made 3s, vs. Toronto (1/8)... Grabbed a season-best 15 rebounds and added 20 points at HOU (2/4)... **2018-19 (Charlotte)** - Averaged 7.5 ppg (.464 FG%, .325 3pt%, .753 FT%), 4.0 rpg, 1.2 apg, 0.7 bpg and 21.2 mpg in 80 games (25 starts)... Scored 10+ points in 24 games and 20+ points in one game... Recorded one double-double... **Top Single-Game Performances:** Scored 15 points to go with eight rebounds, two assists and one block at ORL (10/19)... Collected 16 points, eight rebounds, one assist and two blocks vs. NOP (12/2)... Combined for 17 points, three rebounds and two blocks vs. LAL (12/15)... Tallied 20 points, three assists, seven rebounds and three steals vs. BOS (3/23)... Tallied 17 points, three rebounds, five assists and one block at LAL (3/29)... Scored 18 points along with seven rebounds, four assists and three blocks at CLE (4/9).

**COLLEGE CAREER: 2016-2018 (Michigan State)** - Averaged 17.0 ppg (.470 FG%, .375 3pt%, .776 FT%), 7.6 rpg, 2.4 apg, 1.1 bpg and 31.6 mpg in 62 career games (60 starts) over two seasons with the Spartans... **2017-18** - Averaged 17.1 ppg (.457 FG%, .364 3pt%, .853 FT%), 7.0 rpg, 2.7 apg and 31.4 mpg in 34 games (33 starts) during his sophomore season at MSU... Named to the Consensus All-America Second Team and earned All-Big Ten First Team honors while also finishing as a finalist for the Wooden Award... Scored in double figures in 30 games, including 12 games with 20+ points and two games with 30+ points... Collected 10+ rebounds in three games, including one game with 20+ rebounds... Recorded three double-doubles... Shot 11-of-14 from the field and 7-for-7 from the free-throw line, finishing with a career-high-tying 33 points, six rebounds and five assists vs. Houston Baptist (12/18)... Posted 19 points and 21 rebounds vs. Savannah State (12/31)... Totaled 31 points and eight rebounds at Illinois (1/22)... **2016-2017** - Averaged 16.9 ppg (.486 FG%, .389 3pt%, .685 FT%), 8.3 rpg, 2.1 apg, 1.5 bpg and 32.0 mpg in 28 games (27 starts)... Selected as Big Ten Freshman of the Year by the coaches and media, second Spartan to win the award since it was first awarded in 1986... Named to the All-Big Ten Second Team, just the third MSU freshman to do so since Magic Johnson in 1978 as he was also a First Team NABC All-District 7 selection... Scored in double figures in 25 games, including 10 games with 20+ points and one game with 30+ points... Grabbed 10+ rebounds in eight games, including one game with 15 rebounds... Recorded seven double-doubles... Scored 21 points in his collegiate debut against Arizona (11/11)... Totaled 24 points, 11 rebounds and a season-high six assists vs. Mississippi Valley State (11/18)... Posted 22 points and 15 rebounds against St. John's (11/23)... Scored a career-high 33 points while adding seven boards and four blocks vs. Purdue (1/24).

**PERSONAL:** Son of Cynthia and Raymond Bridges... Hometown is Flint, MI... Attended Huntington Prep in Huntington, WV... Named a 2016 McDonald's All-American... Majored in Journalism.

## REGULAR SEASON STATISTICS

YR	TEAM	FIELD GOALS			FREE THROWS			REBOUNDS			AVERAGES								
		GP-GS	MIN	FGM-FGA PCT	3FGM-3FGA PCT	FTM-FTA PCT	OR-DR	TOT	AST	STL	BS	TO	PTS	RPG	APG	PPG			
18-19	CHA	80-25	1696	237-511	.464	65-200	.325	58-77	.753	67-256	323	95	55	49	50	597	4.0	1.2	7.5
19-20	CHA	65-64	1995	319-753	.424	99-300	.330	106-131	.809	88-274	362	114	40	48	95	843	5.6	1.8	13.0
20-21	CHA	66-19	1932	313-622	.503	116-290	.400	98-113	.867	81-316	397	147	44	52	106	840	6.0	2.2	12.7
21-22	CHA	80-80	2837	596-1214	.491	154-465	.331	267-333	.802	90-469	559	300	74	67	150	1613	7.0	3.8	20.2
<b>TOTALS</b>		<b>291-188</b>	<b>8460</b>	<b>1465-3100</b>	<b>.473</b>	<b>434-1255</b>	<b>.346</b>	<b>529-654</b>	<b>.809</b>	<b>326-1315</b>	<b>1641</b>	<b>656</b>	<b>213</b>	<b>216</b>	<b>401</b>	<b>3893</b>	<b>5.6</b>	<b>2.3</b>	<b>13.4</b>

Personal Fouls-DQs: 2018-19: 111-0, 2019-20: 132-1, 2020-21: 143-0, 2021-22: 193-0, Total: 579-1



CHARLOTTE  
HORNETS



23  
24



GORDON HAYWARD #20

**FORWARD**

BORN: 3/23/1990

HEIGHT: 6'7"  
WEIGHT: 225 LBS

PRIOR TO NBA: BUTLER  
FROM: USA

**CAREER NOTES/NBA HONORS:** Averaging 15.5 points (45.5 FG%, 36.9 3P%, 82.5 FT%), 4.5 rebounds, 3.5 assists and 1.0 steals in 31.1 minutes per game across 784 games with three teams: Utah (2010-17), Boston (2017-20) and Charlotte (2020-present)... Reached the 10,000-point mark on Jan. 8 at NOP... Named a Western Conference All-Star in 2016-17... 2017 Taco Bell Skills Challenge participant... Named Western Conference Player of the Week on Jan. 6, 2017... Selected to play in the 2012 NBA Rising Stars Challenge... Selected in the first round (ninth overall) by Utah in the 2010 NBA Draft... Signed a contract with Utah (7/12/14)... Signed as a free agent with Boston (7/14/17)... Traded to Charlotte from Boston along with a 2023 second-round pick and a 2024 second-round pick in exchange for a 2022 second-round selection (11/29/20).

**PRO CAREER: 2022-23 (Charlotte)** - Averaged 14.7 points, 4.3 rebounds and 4.1 assists in 31.5 minutes per game across 50 contests (50 starts)... tallied the 12,000th point of his career vs. Phoenix (March 1)... made 13 straight field goals from Jan. 26-31, tied for the second-longest streak in franchise history... **Top Single-Game Performances:** Tallied 25 points and a season-high nine assists in a win at Dallas (March 24)... posted 23 points, nine rebounds and eight assists in a win at New York (March 7)... delivered a team-high 21 points in a win vs. Miami (Feb. 25)... posted season highs with 27 points and 13 rebounds in a win at Minnesota (Feb. 24)... notched 26 points and eight assists in a win vs. Atlanta (Feb. 13)... posted 20 points on 7-of-7 from the field, 3-of-3 from 3 and 3-of-3 from the free-throw line, becoming the first player in franchise history to record at least 20 points on 100/100/100 shooting splits... tallied his seventh career go-ahead basket in the final 10 seconds with a game-winning putback layup at Lakers (Dec. 23)... **2021-22 (Charlotte)** - Appeared in 49 games (48 starts), averaging 15.9 points (45.9 FG%, 39.1 3P%, 84.6 FT%), 4.6 rebounds, 3.6 assists and 1.0 steals in 31.9 minutes per game... notched 35 double-figure scoring performances, including three games of 30-plus points... led the team with a 39.1 percent clip from behind the arc...

**Top Single-Game Performances:** Totaled 41 points, the most by a Hornets all season, on 15-of-19 shooting at San Antonio (Dec. 15), and his 78.9 field goal percentage was the best among all 40-point performances in the league last season and set a new franchise record for field goal percentage in a 40-point game... connected on a season-best five 3-pointers twice (at Miami, Oct. 29; at San Antonio, Dec. 15)... delivered 31 points on 10-of-18 shooting and seven assists vs. Philadelphia (Dec. 8)... tallied 30 points on 13-of-16 shooting and seven assists in a win at Philadelphia (Jan. 12)... went a perfect 11-of-11 from the free-throw line en route to 25 points in a win at Memphis (Nov. 10)... collected a season-high 11 rebounds to go along with 23 points at Golden State (Nov. 3) for his lone double-double of the season... scored 25 points and posted a season-high three steals and two blocks in a win vs. Indiana (Nov. 19)... swatted a season-best three blocks in a win vs. Minnesota (Nov. 26)... dished out a season-high nine assists at Cleveland (Oct. 22) and vs. Philadelphia (Dec. 6)...

**2020-21 (Charlotte)** - Averaged 19.6 ppg (.473 FG%, .415 3pt%, .843 FT%), 5.9 rpg, 4.1 apg, 1.2 spg and 34.0 mpg in 44 games (44 starts)... One of four players in franchise history with four 30-point games through first 15 appearances; also one of four with 25+ points in nine games in team's first 20 games of a season... Had three games in a row with 20+ points (2/3-2/7) and four straight games with 20+ points (1/16-1/24)... Had back-to-back 30-point games (1/22-1/25) for first time since 2017; first time by Hornets player since Kemba Walker... One of 12 players with multiple 25-point first halves...

Scored in double figures in 40 games, 20+ points in 20 games, 30+ points in four games and 40+ points in one game... Collected 10+ rebounds in two games... Dished out 10+ assists in one game... Had two double-doubles... **Top Single-Game Performances:** Scored 28 points on 11-of-18 shooting while adding seven assists in his Hornets debut at CLE (12/23)... Posted a new career-high with 44 points, including 25 first-half points as he shot 15-for-25 from the field and 10-of-12 from the charity stripe to go with seven rebounds in a win at ATL (1/6) to become just the fourth player with 44+ points in franchise history... Scored 34 points on 11-of-17 shooting while also going 10-for-10 from the free-throw line, scoring a new career-high for a half with 28 points in a win vs. NYK (1/11)... Totaled 34 points, including 17 in the third quarter and 24 in the second half while adding six rebounds, four assists and two steals vs. CHI (1/22) for his fifth 20-point half... Made a game-winner with 0.7 seconds left, finishing with 39 points on 15-of-25 shooting, both season-highs, while adding nine rebounds in a win at ORL (1/24) for the sixth game-winner of his career and first since Mar. 6, 2019... Recorded 27 points in a win vs. MIL (1/30)... Posted 22 points, six rebounds and nine assists vs. PHI (2/3)... Notched his first double-double of the season with 25 points, a season-high 10 rebounds and five assists vs. UTA (2/9)... Recorded 23 points, five rebounds and nine assists to go with a career-high five steals in a win at MIN (3/3)... Dished out a career-high 10 assists at LAL (3/18)...

**2019-20 (Boston)** - Averaged 17.5 ppg (.500 FG%, .383 3pt%, .855 FT%), 6.7 rpg, 4.1 apg and 33.5 mpg in 52 games (52 starts)... Scored in double figures in 42 games, 20+ points in 21 games and 30+ points in two games... Grabbed 10 rebounds in eight games... Recorded eight double-doubles... **Top Single-Game Performances:** Tallied 39 points, seven rebounds and eight assists at CLE (11/5)... Totaled 29 points and nine rebounds at MIA (1/28)... Recorded 25 points, eight rebounds and three assists vs. GSW (1/30)... Netted 29 points, five rebounds and six assists at MIN (2/21)... Scored 25 points to go with five boards and four assists vs. OKC (3/8)... Had a double-double with 27 points, 10 rebounds and five assists at IND (3/10)... Notched 31 points, nine rebounds and five assists vs. ORL (8/9)...

**2018-19 (Boston)** - Averaged 11.5 ppg (.466 FG%, .333 3pt%, .834 FT%), 4.5 rpg, 3.4 apg and 25.9 mpg in 72 games (18 starts)... Scored 10+ points in 40 games, 20+ points in six games and 30+ points in three games... Posted two double-doubles... **Top Single-Game Performances:** Shot 14-for-18 from the field, scoring 35 points in a win vs. Minnesota (1/2)... Made his return to the court and recorded 10 points, five rebounds and four steals in 25 minutes at PHI (10/16)... Tied his season-high with four steals while adding 15 points, five rebounds and five assists vs. Toronto (11/16)... Scored 30 points to go with nine rebounds and eight assists off the bench vs. MIN (12/1) to become the first Celtics player in franchise history to post 30-9-8 as a reserve and the first in the NBA since Detlef Schrempf in 1993; just one of four in NBA history as he also went a perfect 10-for-10 from the free-throw line in that game... Recorded a season-high 35 points on 14-of-18 shooting coming off the bench vs. MIN (12/2)... Recorded his first double-double of the season with 16 points and a season-high 11 rebounds while adding eight assists vs. Dalas (1/4)... Tied his career-high with six 3-pointers, going 8-for-11 from the floor and notching 26 points at Philadelphia (2/12)... Recorded 30 points off the bench at Golden State (3/5)... Had 12 points and five assists, including the game-winning shot at Sacramento (3/6)... Recorded 21 points on a perfect 9-for-9 shooting from the field at Indiana (4/5)... **2017-18 (Boston)** - Suffered a fractured left ankle in his debut on 10/17, which required bony and ligamentous stabilization surgery for the fracture and dislocation of his left ankle on 10/19... Missed the rest of the season... **2016-17 (Utah)** - Named an All-Star after averaging a career-high 21.9 ppg (.471 FG%, .398 3P%, .844 FT%), 5.4 rpg, 3.5 apg, 1.0 spg and 34.5 mpg in 75 games (73 starts)... Ranked 16th in free throws made... Scored 10+ points in 67 games, 20+ points in 47 games and 30+ points in 13 games; most 30-point efforts by a Jazz player since Karl Malone (14) in '01-'02... Had 20+ points in 10 straight games (11/20-12/6), including three straight games with 30+ points (11/29-12/3)... Recorded two double-doubles... **Top Single-Game Performances:** Secured his first double-double of the season with 20 points, 10 rebounds and eight assists in a win at ORL (1/11)... Grabbed a season-high 12 rebounds vs. CHI (1/17)... Notched 33 points and eight boards vs. CHA (2/4)... Tallied 36 points at DAL (2/9)... Recorded 38 points and a pair of steals at IND (3/20)... Scored a then-career-high 39 points vs. MIN (4/7)... **2015-16 (Utah)** - Averaged 19.7 ppg (.433 FG%, .349 3pt%, .824 FT%), 5.0 rpg, 3.7 apg, 1.2 spg and 36.2 mpg in 80 games (80 starts)... Made 393 free throws, first Jazz player with 390+ makes from the line since Andrei Kirilenko (392, 2003-04)... Became the fourth player in franchise history to record at least 1,500 points, 250 assists, 90 steals and 375 free throws made in a single season (Pete Maravich, Adrian Dantley, Karl Malone)... Scored 10+ points in 75 games, 20+ points in 43 games and 30+ points in three games... Grabbed 10+ rebounds in four games... Recorded four double-doubles... **Top Single-Game Performances:** Shot 14-for-22 from the field, finishing with 34 points in a win vs. MIA (1/9)... Scored a season-high 36 points on 12-of-24 shooting, including a career-best six 3s to go with a season-high-tying nine assists at Charlotte (1/18)... Had 20 points, including the game-winner in overtime at DAL (2/9)... Notched a double-double with 24 points, 13 rebounds and five assists vs. LAC (4/8)... **2014-15 (Utah)** - Averaged 19.3 ppg (.445 FG%, .364 3pt%, .812 FT%), 4.9 rpg, 4.1 apg, 1.4 spg and 34.4 mpg in 76 games (76 starts)... Marked the fourth straight season he increased his scoring average by two points or better as he became just the third player to accomplish this feat (Kobe Bryant, Gary Payton)... Scored 10+ points in 69 games, 20+ points in

CAREER HIGHS	
PTS:	44 at ATL, 1/6/21
FGM:	17 at CLE, 11/5/19
FGA:	27 at DAL, 2/9/17
3FGM:	6 (2) at PHI, 2/12/19
3FGA:	12 (3) at CHA, 1/18/16
FTM:	14 at NYK, 1/16/16
FTA:	16 vs. SAC, 1/14/16
OREB:	5 (2) at CHA, 12/31/19
DREB:	13 at ORL, 1/24/20
REB:	15 vs. GSW, 1/30/15
AST:	12 vs. CHI, 11/25/13
STL:	5 at MIN, 3/3/21
TO:	8 (3) vs. MIA, 1/9/16
BLK:	4 (2) at MEM, 12/23/13
MIN:	57 at ATL, 3/25/12

POSTSEASON CAREER HIGHS	
PTS:	40 vs. LAC, 4/21/17
FGM:	13 vs. LAC, 4/21/17
FGA:	21 (3) vs. GSW, 5/8/17
3FGM:	4 (3) vs. GSW, 5/8/17
3FGA:	9 (2) vs. GSW, 5/2/17
FTM:	13 vs. GSW, 5/6/17
FTA:	14 vs. GSW, 5/6/17
OREB:	3 at LAC, 4/25/17
DREB:	9 (2) vs. LAC, 4/21/17
REB:	10 at LAC, 4/15/17
AST:	6 vs. GSW, 5/6/17
STL:	4 vs. PHI, 8/17/20
TO:	5 (2) vs. LAC, 4/21/17
BLK:	2 vs. LAC, 4/21/17
MIN:	42 (4) vs. GSW, 5/6/17

## PLAYERS

38 games and 30+ points in seven games... Recorded four double-doubles... **Top Single-Game Performances:** Notched a double-double with 24 points and 10 boards vs. PHX (1/1)... Totalled 27 points, four rebounds and seven assists, including knocking down a game-winning buzzer beater vs. CLE (1/15)... Scored a season-high 33 points as he went 9-for-10 from the field and made 11 field goals while adding six assists and four steals in a win at New York (1/14)... Grabbed a career-high 15 rebounds and posted 26 points, six assists and three steals in a win vs. CSW (1/30)... **2013-14 (Utah)** - Averaged 16.2 ppg (.413 FC%, .304 3pt%, .816 FT%), 5.1 rpg, 5.2 apg, 1.4 spg and 36.4 mpg in 77 games (77 starts)... Just the second player in franchise history along with Pete Maravich (1974-75, 1976-77) to average 15-5-5 in a season... Ranked 10th in the NBA in minutes per game... Scored in double figures in 63 games, including 20+ points in 22 games and 30+ points in three games... Collected 10+ rebounds in seven games... Dished out 10+ assists in six games... Had nine double-doubles... **Top Single-Game Performances:** Posted 27 points and 10 assists in a win vs. NOP (1/13)... Talled a career-high 12 assists to go with 15 points and six rebounds vs. CHI (1/25)... Scored 30 points while adding a season-best 13 boards and five assists in a win at DEN (12/13)... Recorded a season-high 37 points, 11 rebounds and seven assists in a win vs. OKC (1/7)... **2012-13 (Utah)** - Averaged 14.1 ppg (.435 FC%, .415 3pt%, .827 FT%), 3.1 rpg, 3.0 apg and 29.2 mpg in 72 games (27 starts)... Ranked tied for 20th in 3-point shooting percentage... Scored in double figures in 55 games, including 20+ points in 11 games... **Top Single-Game Performances:** Scored a season-high 27 points in a win vs. DAL (1/7)... Recorded 25 points, seven assists and three steals at CLE (3/6)... Scored 17 points and added a career-high four blocks vs. NYK (3/18)... Tied his season highs with 27 points and eight rebounds at HOU (3/20)... **2011-12 (Utah)** - Averaged 11.8 ppg (.456 FC%, .346 3pt%, .832 FT%), 3.5 rpg, 3.1 apg and 30.5 mpg in 66 games (58 starts)... Scored in double figures in 41 games, including 20+ points in 10 games... Posted one double-double... **Top Single-Game Performances:** Scored 26 points in a win vs. MIN (3/15)... Recorded his lone double-double of the season with 20 points and 10 rebounds vs. PHX (4/4)... Had a season-high 29 points on 9-of-14 shooting while going a perfect 7-for-7 from the free-throw line at HOU (4/11)... Dished out a season-high-tying eight assists to go with 11 points and two steals in a win vs. PHX (4/24)... **2010-11 (Utah)** - Averaged 5.4 ppg (.485 FC%, .473 3pt%, .711 FT%), 1.9 rpg, 1.1 apg and 16.9 mpg in 72 games (17 starts)... Scored 10 points in 15 games, two games with 20+ points and one game with 30+ points... **Top Single-Game Performances:** Totalled 22 points, six rebounds and five assists in a win at LAL (4/5/11)... Scored a season-high 34 points on 12-of-17 shooting, including five made 3s, vs. DEN (4/13).

**POSTSEASON CAREER: 2019-20 (Boston)** - Averaged 10.8 ppg (.400 FC%, .292 3pt%, .875 FT%), 4.0 rpg, 2.8 apg, 1.4 spg in 31.4 mpg in five games (one start)... Scored in double figures in four games... **Top Single-Game Performances:** Posted 12 points, four boards and four steals in a win vs. PHI (8/17)... Scored 14 points to go with seven rebounds at MIA (9/23)... **2018-19 (Boston)** - Averaged 9.6 ppg (.414 FC%, .375 3pt%, 1.000 FT%), 4.0 rpg, 2.4 apg and 29.6 mpg in nine games (0 starts)... **Top Single-Game Performances:** Scored 20 points on 7-of-9 shooting in a win at IND (4/21)... Totalled 10 points, seven rebounds and five assists vs. MIL (5/3)... **2016-17 (Utah)** - Averaged 24.1 ppg (.441 FC%, .412 3pt%, .934 FT%), 6.1 rpg, 3.4 apg and 37.3 mpg in 11 games (11 starts)... Scored 10+ points in 10 games, 20+ points in eight games, 30+ points in three games and one game with 40 points... Recorded one double-double... **Top Single-Game Performances:** Posted 19 points and 10 rebounds for a double-double in a win at LAC (4/15)... Went 13-for-21 from the field and 10-of-11 from the free-throw line, totaling a playoff career-high 40 points and adding nine rebounds vs. LAC (4/21)... Had 31 points, eight rebounds and a pair of steals vs. LAC (4/28)... Scored 29 points to go with six assists as he shot 13-of-14 from the charity stripe vs. CSW (5/6)... **2011-12 (Utah)** - Averaged 7.3 ppg, 2.8 rpg, 3.0 apg and 30.6 mpg in four games (four starts)... **Top Single-Game Performances:** Scored 17 points as he went a perfect 12-for-12 from the free-throw line at SAS (4/29).

**COLLEGE CAREER: 2008-10 (Butler)** - Averaged 14.4 ppg (.470 FC%, .369 3pt%, .824 FT%), 7.4 rpg, 1.8 apg, 1.3 spg and 33.1 mpg in 69 career games (69 starts)... Led Butler to the first Final Four in school history and to the NCAA Championship Game... **2009-10** - Averaged 15.5 ppg (.464 FC%, .294 3pt%, .829 FT%), 8.2 rpg, 1.7 apg, 1.1 spg and 33.5 mpg in 37 games (37 starts)... Led Butler to a 33-5 record... Chosen to the All-Tournament Team at the 2010 Final Four... Selected as the Most Outstanding Player of the West Regional... 2009-10 Horizon League Player of the Year... Selected Third Team on the 2009-10 ESPN The Magazine/CosIDo Academic All-America Team... Named to the Sporting News Midseason Mid-Major All-America Team... Chosen to the Academic All-District V team... Named one of 30 finalists for the Naismith Trophy... Scored in double figures in 32 games, including 20+ points in eight games... Grabbed 10+ rebounds in 12 games, including two games with 15+ rebounds... Posted 12 double-doubles... Notched 24 points and eight rebounds against Georgetown (12/8)... Scored 22 points to give nine rebounds in a win in the Elite Eight against Kansas State (3/27)... Had 12 points and eight boards in the National Championship against Duke (4/5)... **2008-09** - Averaged 13.1 ppg (.479 FC%, .448 3pt%, .815 FT%), 6.5 rpg, 1.9 apg, 1.5 spg and 32.7 mpg in 32 games (32 starts)... Named All-Horizon League First Team... Also selected as Horizon League Newcomer of the Year and picked to the All-Newcomer Team... Named Horizon League Player of the Week three times... Set a Butler freshman record by hitting seven 3-pointers against both Ohio State and Illinois-Chicago.

**PERSONAL:** Full name is Gordon Daniel Hayward... Married to Robyn... Has three daughters, Bernie, Charlie and Nora and a son, Gordon Theodore... Son of Gordon and Jody Hayward... Twin sister, Heather, was a member of the Butler women's tennis team... Played for Boston Celtics President of Basketball Operations Brad Stevens in college at Butler (2008-10)... An avid e-sports fan and player.

## REGULAR SEASON STATISTICS

YR	TEAM	GP-GS	MIN	FIELD GOALS			FREE THROWS		REBOUNDS			AVERAGES							
				FGM-FGA	PCT	3FGM-3FGA	PCT	FTM-FTA	PCT	OR-DR	TOT	AST	STL	BS	TO	PTS	RPG	APG	MPG
10-11	UTA	72-17	1218	142-293	.485	35-74	.473	69-97	.711	41-98	139	81	30	19	70	388	1.9	1.1	5.4
11-12	UTA	66-58	2015	267-586	.456	55-159	.346	193-232	.832	59-171	230	207	53	41	109	782	3.5	3.1	11.8
12-13	UTA	72-27	2014	336-773	.435	102-246	.415	243-294	.827	51-174	225	213	58	38	120	1017	3.1	3.0	14.1
13-14	UTA	77-77	2800	426-1032	.413	85-280	.304	311-381	.816	62-329	391	400	110	40	212	1248	5.1	5.2	16.2
14-15	UTA	76-76	2618	484-1087	.445	120-330	.364	375-462	.812	54-319	373	313	108	30	206	1463	4.9	4.1	19.3
15-16	UTA	80-80	2893	521-1202	.433	143-410	.349	393-477	.824	61-336	397	296	95	27	202	1478	5.0	3.7	19.7
16-17	UTA	73-73	2516	545-1165	.471	149-374	.398	362-429	.844	49-345	394	252	73	20	140	1601	5.4	3.5	21.9
17-18	BOS	1-1	5	1-2	.500	0-1	.000	0-0	.000	0-1	1	0	0	0	2	10	0.0	0.0	2.0
18-19	BOS	72-48	1863	296-635	.466	77-231	.333	156-187	.834	51-271	271	244	62	23	105	825	4.5	3.4	11.5
19-20	BOS	52-52	1740	350-700	.500	85-222	.383	124-145	.855	55-293	293	212	38	22	96	909	6.7	4.1	17.5
20-21	CHA	44-44	1496	311-658	.473	85-205	.415	156-185	.843	37-221	258	181	52	14	91	863	5.9	4.1	19.6
21-22	CHA	49-48	1564	283-617	.459	86-220	.391	126-149	.846	38-186	224	177	47	22	81	778	4.6	3.6	15.9
22-23	CHA	50-50	1577	276-581	.475	52-160	.325	129-159	.811	33-182	215	206	42	12	99	733	4.3	4.1	14.7
<b>TOTALS</b>		<b>784-621</b>	<b>24409</b>	<b>4238-9322</b>	<b>.455</b>	<b>1074-2912</b>	<b>.369</b>	<b>2637-3197</b>	<b>.825</b>	<b>591-2926</b>	<b>3517</b>	<b>2782</b>	<b>768</b>	<b>308</b>	<b>1531</b>	<b>12187</b>	<b>4.5</b>	<b>3.5</b>	<b>15.5</b>

Personal Fouls-DQ: 2010-11: 106-0, 2011-12: 106-0, 2012-13: 125-0, 2013-14: 155-0, 2014-15: 131-0, 2015-16: 183-0, 2016-17: 117-0, 2017-18: 1-0, 2018-19: 104-0, 2019-20: 96-0, 2020-21: 74-0, 2021-22: 85-0, 2022-23: 70-0; Totals: 1353-0


## PLAYOFFS STATISTICS

YR	TEAM	GP-GS	MIN	FIELD GOALS			FREE THROWS			REBOUNDS			AVERAGES						
				FGM-FGA	PCT	3FGM-3FGA	PCT.	FTM-FTA	PCT.	OR-DR	TOT	AST	STL	BS	TO	PTS	RPG	APG	PPG
11-12	UTA	4	123	6-33	.182	1-12	.083	16-16	1.000	2-9	11	12	3	0	3	29	2.8	3.0	7.3
16-17	UTA	11	411	83-188	.441	28-68	.412	71-76	.934	7-60	67	37	10	3	24	265	6.1	3.4	24.1
18-19	BOS	9	267	29-70	.414	9-24	.375	19-19	1.000	3-33	36	22	6	3	15	86	4.0	2.4	9.6
19-20	BOS	5	157	20-50	.400	7-24	.292	7-8	.875	3-17	20	14	7	2	7	54	4.0	2.8	10.8
<b>TOTALS</b>		<b>29</b>	<b>958</b>	<b>138-341</b>	<b>.405</b>	<b>45-128</b>	<b>.352</b>	<b>113-119</b>	<b>.950</b>	<b>15-119</b>	<b>134</b>	<b>85</b>	<b>26</b>	<b>8</b>	<b>49</b>	<b>434</b>	<b>4.6</b>	<b>2.9</b>	<b>15.0</b>

Personal Fouls-DQ: 2011-12: 4-0, 2016-17: 23-0, 2018-19: 16-0, 2019-20: 10-0, Totals: 53-0.

CHARLOTTE  
HORNETS

23  
24



THEO MALEDON #9

**GUARD**

**BORN:** 6/12/2001

**HEIGHT:** 6'4"  
**WEIGHT:** 195 LBS

**PRIOR TO NBA:** ASVEL BASKET  
**FROM:** FRANCE



**CAREER NOTES:** Has appeared in 160 games (63 starts) in three seasons with two teams (Oklahoma City, 2020-22; Charlotte, 2022-present), averaging 8.2 points, 2.9 rebounds and 3.1 assists in 22.1 minutes per game... selected in the second round (34th overall) of the 2020 NBA Draft by the Philadelphia 76ers.

**PRO CAREER: 2022-23 (Charlotte)** - Tallied 6.7 points, 2.8 rebounds and 3.5 assists in 19.4 minutes per game across 44 appearances (seven starts)... notched career highs in FG% (40.2) and FT% (85.1)... tallied 51 assists from March 28 - April 7, the most in any five-game span of his career and becoming the 10th

CAREER HIGHS	
PTS:	33 at PHX, 4/2/22
FGM:	10 (2) vs. DET, 4/1/22
FGA:	22 vs. DET, 4/1/22
3FGM:	6 vs. BKN, 1/29/21
3FGA:	10 (2) vs. CHA, 4/7/21
FTM:	8 (2) vs. SAS, 2/16/22
FTA:	10 at PHX, 4/2/21
ORB:	4 at DET, 4/16/21
DREB:	10 at POR, 3/28/22
REB:	10 at POR, 3/28/22
AST:	12 vs. ATL, 2/26/21
STL:	6 vs. HOU, 2/3/21
TO:	6 (2) vs. TOR, 4/4/23
BLK:	4 at OKC, 3/28/23
MIN:	42 at CLE, 4/9/23

Hornet ever with at least 50 assists in a five-game stretch... **Top Single-Game Performances:** Recorded 18 points, a season-high-tying eight rebounds and six assists in a career-high 42 minutes in a win at Cleveland (April 9)... posted season highs with 22 points and five steals, in addition to eight assists, vs. Houston (April 7)... dished a career-best 14 assists vs. Toronto (April 2), then followed it up with 13 points and 11 assists vs. Toronto (April 4), the third double-double of his career and the first time in his career with back-to-back double-digit assist outings... logged 19 points, nine assists and a career-high four blocks in a win at Oklahoma City (March 28)... **2021-22 (Oklahoma City)** - Appeared in 51 games (seven starts), averaging 7.1 points (37.5 FG%, 29.3 3P%, 79.0 FT%), 2.6 rebounds and 2.2 assists in 17.8 minutes per game... **Top Single-Game Performances:** Poured in a season-high 28 points vs. Detroit (Apr. 1)... scored 25 points in a win vs. Orlando (March 23)... collected a career-high 10 rebounds to go with 23 points in a win at Portland (March 28)... **2020-21 (Oklahoma City)** - Appeared in 65 games (49 starts), averaging 10.1 points (36.8 FG%, 33.5 3P%, 74.8 FT%), 3.2 rebounds and 3.5 assists in 27.4 minutes per game... **Top Single-Game Performances:** Dropped a career-high 33 points at Phoenix (Apr. 2)... Poured in a career-best six 3-pointers without a miss en route to 24 points vs. Brooklyn (Jan. 29)... dished a career-high 12 assists and added 13 points for the first double-double of his career in a win vs. Atlanta (Feb. 26)... swiped six steals, a personal best, in a win vs. Houston (Feb. 3).

**INTERNATIONAL CAREER: 2015-20 (France)** - Totaled 200 appearances (125 starts) and averaged 8.6 points (42.5 FG%, 36.0 3P%, 79.4 FT%), 2.4 rebounds and 2.9 assists in 20.7 minutes per game across all competitions... in his final overseas season (2019-20) for ASVEL Basket of the Jeep Elite league, France's top division, he posted 7.3 points, 1.9 rebounds and 2.7 assists in 17.3 minutes per game.

**PERSONAL:** Born in Rouen, France... son of Sylvie and Claude... mother played basketball for the French junior team... father played professional basketball in French NMI league... uncle, Dominique Gueret, was an assistant coach for ALM Evreux of the LNB Pro B league... older sister, Lena, played basketball at Ranger College and Southern Arkansas... younger brother, Matys, plays basketball in France.

## REGULAR SEASON STATISTICS

YR	TEAM	GP-GS	MIN	FIELD GOALS			FREE THROWS		REBOUNDS			AVERAGES							
				FGM-FGA	PCT	3FGM-3FGA	PCT.	FTM-FTA	PCT.	OR-DR	TOT	AST	STL	BS	TO	PTS	RPG	APG	PPG
20-21	OKC	65-49	1778	226-614	.368	105-313	.335	101-135	.748	25-186	211	227	56	11	141	658	3.2	3.5	10.1
21-22	OKC	51-7	908	119-317	.375	44-150	.293	79-100	.790	20-111	131	111	31	11	65	361	2.6	2.2	7.1
22-23	CHA	44-7	854	102-254	.402	28-95	.295	63-74	.851	14-109	123	152	37	12	59	295	2.8	3.5	6.7
<b>TOTALS</b>	<b>160-63</b>	<b>3540</b>	<b>447-1185</b>	<b>.377</b>	<b>177-558</b>	<b>.317</b>	<b>243-309</b>	<b>.786</b>	<b>59-406</b>	<b>465</b>	<b>490</b>	<b>124</b>	<b>34</b>	<b>265</b>	<b>1314</b>	<b>2.9</b>	<b>3.1</b>	<b>8.2</b>	

Personal Fouls-DQ: 2020-21: 126-0, 2021-22: 67-0, 2022-23: 61-0, Total: 254-0

CHARLOTTE  
HORNETS



23  
24



CODY MARTIN #11

**GUARD/FORWARD**

BORN: 9/28/1995

HEIGHT: 6'6"  
WEIGHT: 200 LBS

PRIOR TO NBA: NEVADA  
FROM: USA



**CAREER NOTES:** Has appeared in 178 games (24 starts) in his four-year career, all with Charlotte... averaging 5.8 points (45.7 FC%, 31.8 3P%, 65.8 FT%), 3.5 rebounds and 2.1 assists in 21.1 minutes per game... Selected in the second round (36th overall) by Charlotte in the 2019 NBA Draft... signed a multiyear contract with Charlotte (7/6/22).

**PRO CAREER: 2022-23 (Charlotte)** - Limited to seven games due to knee injuries... averaged 5.0 points, 3.4 rebounds and 1.6 assists in 19.1 minutes per game... tallied the 1,000th point of his career at Indiana (Jan. 8)... **2021-22 (Charlotte)** - Appeared in 71 games (11 starts), averaging 7.7 points (48.2 FC%, 38.4 3P%, 70.1 FT%), 4.0 rebounds, 2.5 assists and 1.2 steals in 26.3 minutes per game... set career highs in points (7.7), rebounds (4.0), assists (2.5), steals (1.2), blocks (0.5), field goal percentage (48.2), 3-point percentage (38.4) and free-throw percentage (70.1)... accrued 23 double-digit scoring games... tallied 28 games with multiple steals, which tied for 16th in the NBA, and eight games with multiple blocks... entered the year with a career high of 13 points, met or exceeded that on nine occasions this season... finished sixth in the league in charges drawn per game (0.27) and tied for sixth in total charges drawn (19)... **Top Single-Game Performances:** Scored a career-high 21 points on 8-of-13 shooting, including a perfect 4-of-4 from behind the arc, in a win at San Antonio (Dec. 15), and his four 3-pointers made also represented a career high... matched his career high with four steals at Orlando (Oct. 27)... equaled his career best with three blocks at Sacramento (Dec. 10)... posted a season-high six assists in consecutive games at Orlando (Nov. 24) and vs. Minnesota (Nov. 26)... hauled in a season-high eight rebounds on seven occasions... **2020-21 (Charlotte)** - Averaged 4.0 ppg (.441 FG%, .276 3pt%, .581 FT%), 3.1 rpg, 1.7 apg, 0.7 spg and 16.3 mpg in 52 games (10 starts)... Had one double-double... **Top Single-Game Performances:** Scored four points and added six rebounds and four assists in a win vs. Brooklyn (12/27)... Made a season-high four field goals for a season-high nine points to go with four rebounds vs. Dallas (1/13)... Shot a perfect 4-for-4 from the field for nine points to go with two rebounds, two assists and two steals at Memphis (2/10)... Posted his first career double-double with a career-high-tying 13 points and season-high 10 rebounds to go with five assists in a win vs. Boston (4/25)... **2019-20 (Charlotte)** - Averaged 5.8 ppg (.430 FC%, .234 3pt%, .646 FT%), 3.3 rpg, 2.0 apg and 18.8 mpg in 48 games (three starts)... Scored 10+ points in seven games... Grabbed 10+ rebounds in one game... **Top Single-Game Performances:** Recorded 13 points, eight rebounds and three steals vs. ORL (2/3)... Totaled 13 points, five rebounds, four assists and two steals vs. SAS (3/3).

**COLLEGE CAREER: 2014-19 (Nevada/NC State)** - Averaged 9.7 ppg (.501 FC%, .325 3pt%, .689 FT%), 4.6 rpg, 3.6 apg, 1.3 spg and 28.9 mpg in 122 career games (87 starts)... **2018-19 (Nevada)** - Averaged 12.1 ppg (.505 FC%, .358 3pt%, .763 FT%), 4.5 rpg, 4.9 apg, 1.4 spg and 34.4 mpg in 34 games (34 starts)... Named to the MWC All-Defense and All-MWC Third Team... Led the conference with 167 assists... Scored 10+ points in 20 games... Dished out 10+ assists in three games, including two double-doubles... Posted 14 points, 10 assists and two blocks vs. Little Rock (11/16)... Scored a season-high 23 points to go with eight assists vs. UNLV (2/27)... Scored 23 points and added three steals in the NCAA Tournament against Florida (3/21)... **2017-18 (Nevada)** - Averaged 14.0 ppg (.516 FC%, .294 3pt%, .701 FT%), 6.3 rpg, 4.7 apg, 1.7 spg, 1.5 bpg and 35.7 mpg in 36 games (34 starts)... Led the conference in steals on his way to Mountain West Defensive Player of the Year as selected by the coaches... Named to the conference defensive team and was an All-Mountain West Second Team selection... Scored 10+ points in 25 games, 20+ points in nine games and 30+ points in one game... Grabbed 10+ rebounds in four games... Dished out 10+ assists in one game... Registered four double-doubles... Posted 27 points, 11 rebounds and six assists against TCU (12/9)... Scored 30 points and grabbed nine rebounds at Utah State (2/17)... Dished out 11 assists while adding 17 points, nine rebounds, three steals and three blocks vs. Colorado State (3/9)... **2016-17 (Nevada)** - Sat out the season due to NCAA transfer rules... **2015-16 (NC State)** - Averaged 6.0 ppg (.467 FC%, 3-7 3pt, .597 FT%), 4.4 rpg, 2.3 apg, 1.2 spg and 25.9 mpg in 33 games (16 starts)... Scored 10+ points in seven games... Had one 10-rebound performance... Recorded one double-double... Shot 6-of-10 from the floor for 14 points to go with 10 rebounds and four steals in a win against LSU (11/24)... Scored 13 points and added five rebounds at Duke (2/6)... **2014-15 (NC State)** - Averaged 3.4 ppg (.475 FC%, 0-7 3pt, 9-17 FT), 2.0 rpg, 1.2 apg and 11.4 mpg in 19 games (three starts)... Scored season-high 10 points to go with six rebounds, four assists and three steals vs. Notre Dame (1/25).

**PERSONAL:** Son of Jarred Eure and Jenny Bennett... His twin brother, Caleb, plays for the Miami Heat... Majored in Human Development and Family Studies.

## REGULAR SEASON STATISTICS

YR	TEAM	GP-GS	MIN	FIELD GOALS			FREE THROWS		REBOUNDS			ASSISTS			AVERAGES				
				FGM-FGA	PCT	3FGM-3FGA	PCT	FTM-FTA	PCT	OR-DR	TOT	AST	STL	BS	TO	PTS	RPG	APG	PPG
19-20	CHA	48-3	903	89-207	.430	18-77	.234	42-65	.646	38-120	158	95	39	9	44	238	3.3	2.0	5.0
20-21	CHA	52-10	849	83-188	.441	16-58	.276	25-43	.581	52-109	161	86	37	40	12	207	3.1	1.7	4.0
21-22	CHA	71-11	1866	204-423	.482	61-159	.384	75-107	.701	82-203	285	179	88	32	61	544	4.0	2.5	7.7
22-23	CHA	7-0	134	14-36	.389	3-14	.214	4-7	.571	8-16	24	11	4	1	2	35	3.4	1.6	5.0
<b>TOTALS</b>		<b>178-24</b>	<b>3752</b>	<b>390-854</b>	<b>.457</b>	<b>98-308</b>	<b>.318</b>	<b>146-222</b>	<b>.658</b>	<b>180-448</b>	<b>628</b>	<b>371</b>	<b>168</b>	<b>54</b>	<b>147</b>	<b>1024</b>	<b>3.5</b>	<b>2.1</b>	<b>5.8</b>

Personal Fouls-DQ: 2019-20: 78-0; 2020-21: 52-0; 2021-22: 116-1; 2022-23: 13-0; Total: 259-1

CHARLOTTE  
HORNETS

23  
24



BRYCE MCGOWENS #7



**GUARD**

**BORN:** 11/8/2002

**HEIGHT:** 6'6"  
**WEIGHT:** 190 LBS

**PRIOR TO NBA:** NEBRASKA  
**FROM:** USA

**CAREER NOTES:** Selected in the second round (40th overall) of the 2022 NBA Draft by the Minnesota Timberwolves... traded on draft night from the Minnesota Timberwolves to the Charlotte Hornets in exchange for Josh Minott and a future second-round pick (June 23, 2022)... signed a two-way contract with the Hornets (July 2, 2022)... signed a multi-year deal with the Hornets on Feb. 26, 2023.

**PRO CAREER: 2022-23 (Charlotte)** - Averaged 5.3 points, 2.0 rebounds and 1.2 assists in 17.1 minutes per game across 46 contests (seven starts)... appeared in 10 games (10 starts) with the Greensboro Swarm, tallying 22.4 points, 4.0 rebounds, 4.1 assists and 1.7 steals in 35.4 minutes per game... **Top Single-Game**

**Performances** - Poured in a career-high 22 points, including personal bests in free throws made (nine) and attempted (10), in a win at Cleveland (April 9)... scored 16 points vs. Houston (April 7)... posted 20 points and a career-high six rebounds vs. Toronto (April 4)... earned his first NBA start at Phoenix (Jan. 24), tallying five points, four rebounds and three assists in 22 minutes... dished a career-best six assists at Boston (Nov. 28).

#### CAREER HIGHS

**PTS:** 22 at CLE, 4/9/23  
**FGM:** 7 vs. TOR, 4/4/23  
**FGA:** 15 vs. HOU, 4/7/23  
**3FGM:** 3 at OKC, 3/28/23  
**3FGA:** 6 at OKC, 3/28/23  
**FTM:** 9 at CLE, 4/9/23  
**FTA:** 10 at CLE, 4/9/23  
**OREB:** 2(5) vs. TOR, 4/4/23  
**DREB:** 5 vs. CHI, 3/31/23  
**REB:** 6 vs. TOR, 4/4/23  
**AST:** 6(2) at NOP, 3/23/23  
**STL:** 2(3) at CLE, 4/9/23  
**TO:** 4(2) at CLE, 4/9/23  
**BLK:** 1(6) at NOP, 3/23/23  
**MIN:** 36 vs. TOR, 4/4/23

**COLLEGE CAREER: 2021-22 (Nebraska)** - Appeared in 31 games (31 starts) at Nebraska in his lone college season, averaging a team-high 16.8 points (40.3 FG%, 27.4 3P%, 83.1 FT%), 5.2 rebounds and 1.4 assists in 33.3 minutes per game... earned All-Big Ten Third Team and Big Ten All-Freshman honors, in addition to being named Big Ten Newcomer of the Year... eight-time Big Ten Freshman of the Week... finished third in the Big Ten in free-throw percentage (83.1)... his scoring average (16.8) was third-highest among true freshmen nationwide... drilled a career-best four 3-pointers as he scored a career-high 29 points vs. Sam Houston State (Nov. 12)... matched his career-high in scoring with 29 points vs. Rutgers (Jan. 29), a freshman school record for points in a conference game... tallied two double-doubles... collected a career-best 11 rebounds vs. Southern (Nov. 21)... swiped three steals at Michigan (Feb. 1), a career high... set a Nebraska record for most points by a freshman in his debut by scoring 25 points vs. Western Illinois (Nov. 9)... averaged 17.3 points in Big Ten play, the most by a freshman since Ohio State's D'Angelo Russell in 2014-15... set Nebraska freshman records in points (522), free throws made (162) and free throws attempted (195).

**PERSONAL:** Hometown is Pendleton, S.C. ... son of Bobby and Pam McGowens... has two siblings... brother, Trey, was his teammate at Nebraska... father played football at Clemson before transferring to South Carolina State to play

football and basketball... mother played basketball at Western Carolina and is a high school basketball coach.

#### REGULAR SEASON STATISTICS

YR	TEAM	GP-GS	MIN	FIELD GOALS			FREE THROWS		REBOUNDS			AVERAGES							
				FGM-FGA	PCT	3FGM-3FGA	PCT	FTM-FTA	PCT	OR-DR	TOT	AST	STL	BS	TO	PTS	RPG	APG	PPG
22-23	CHA	46-7	787	80-202	.396	26-80	.325	60-80	.750	20-73	93	54	15	6	43	246	2.0	1.2	5.3

Personal Fouls-DQ: 2022-23: 48-0

CHARLOTTE  
HORNETS



23  
24



BRANDON MILLER #24

**GUARD/FORWARD**

BORN: 11/22/2002

HEIGHT: 6'8"  
WEIGHT: 210 LBS

PRIOR TO NBA: ALABAMA  
FROM: USA

**CAREER NOTES:** Selected by the Hornets with the second overall pick in the 2023 NBA Draft... signed a multiyear contract with the Hornets on July 2, 2023.

**COLLEGE CAREER: 2022-23 (Alabama)** - Tallied 18.8 points, 8.2 rebounds and 2.1 assists in 32.6 minutes per game across 37 contests (37 starts)... named AP First Team All-America, SEC Player of the Year and NABC Freshman of the Year... first player in conference history to win SEC Player of the Year, SEC Freshman of the Year and SEC Tournament MVP in the same season... led the SEC and ranked 13th nationally with 106 made 3s, the second-most in a season in Alabama history, and shot 38.4 percent from 3, the second-best mark in the conference... led the SEC with 18.8 PPG, which led all freshmen nationally... finished fourth in the SEC with 8.2 RPG... 10th in the conference in offensive rebounds (76), second in defensive rebounds (229) and 10th in blocks (32)... his 85.9 percent clip from the free-throw line ranked second in the conference... poured in a career-high 41 points in a win at South Carolina (Feb. 22)... recorded 36 points vs. No. 15 Gonzaga (Dec. 17)... posted 31 points, including a career-high-tying seven 3-pointers, in a win vs. LSU (Jan. 14)... notched nine double-doubles on the season... led Alabama to SEC regular-season and Tournament championships, the No. 1 ranking in the final AP poll and the No. 1 overall seed in the NCAA Tournament... led the Crimson Tide to the Sweet 16.

**PERSONAL:** Hometown is Antioch, Tenn.... consensus five-star recruit and McDonald's All-American out of Cane Ridge HS... 2021 and 2022 Tennessee Gatorade Player of the Year... father, Darrell, played football at Alabama.

#### COLLEGE STATISTICS

YR	TEAM	GP-GS	MIN	FIELD GOALS			FREE THROWS			REBOUNDS			AVERAGES						
				FGM-FGA	PCT	3FGM-3FGA	PCT.	FTM-FTA	PCT.	OR-DR	TOT	AST	STL	BS	TO	PTS	RPG	APG	PPG
22-23	ALA	37-37	1208	222-516	.430	106-276	.384	146-170	.859	76-229	305	77	33	32	81	696	8.2	2.1	18.8



CHARLOTTE  
HORNETS



23  
24



FRANK NTILIKINA #44

**GUARD**

**BORN:** 7/28/1998

**HEIGHT:** 6'4"  
**WEIGHT:** 210 LBS

**PRIOR TO NBA:** STRASBOURG IG  
**FROM:** FRANCE



**CAREER NOTES:** Averaging 4.8 points, 1.8 rebounds and 2.2 assists in 17.1 minutes per game across 316 appearances (65 starts)... in 15 playoff appearances, he has averaged 1.5 points in 8.6 minutes per game... has played six seasons with two teams: New York (2017-21) and Dallas (2021-23)... represented Team World in the 2018 Rising Stars Challenge... selected by New York in the first round (eighth overall) of the 2017 NBA Draft... signed as a free agent with the Dallas Mavericks (Sept. 16, 2021)... signed as a free agent with Charlotte (August 5, 2023).

**CAREER HIGHS**

<b>PTS:</b>	20 at WAS, 3/10/20
<b>FGM:</b>	8 vs. CLE, 4/9/18
<b>FGA:</b>	16 (3) vs. MIL, 12/23/21
<b>3FGM:</b>	4 (3) vs. MIL, 12/27/20
<b>3FGA:</b>	10 vs. MIL, 12/23/21
<b>FTM:</b>	6 vs. MEM, 12/6/17
<b>FTA:</b>	8 vs. MEM, 12/6/17
<b>OREB:</b>	3 (2) at CLE, 4/11/18
<b>DREB:</b>	7 at BKN, 1/15/18
<b>REB:</b>	7 (3) at CLE, 2/3/20
<b>AST:</b>	11 at SAS, 12/28/17
<b>STL:</b>	6 (2) vs. SAS, 11/23/19
<b>TO:</b>	5 at TOR, 2/8/18
<b>BLK:</b>	3 (2) at DAL, 11/8/19
<b>MIN:</b>	42 vs. SAS, 4/9/23

**PRO CAREER: 2022-23 (Dallas)** – Appeared in 47 games (five starts), tallying 2.9 points, 1.3 rebounds and 1.2 assists in 12.9 minutes per game... 2021-22 (Dallas) – Notched 4.1 points, 1.4 rebounds and 1.2 assists in 11.8 minutes per game across 58 contests (five starts)... **Top Single-Game Performances:** Recorded a season-high 17 points at Utah on Christmas Day... **2020-21 (New York)** – Suited up for 33 games, including four starts, and averaged 2.7 points in 9.8 minutes per contest... accumulated three double-digit scoring outings... **2019-20 (New York)** – Made 57 appearances (26 starts), recording 6.3 points, 2.1 rebounds and 3.0 assists in 20.8 minutes per game... **Top Single-Game Performances:** Notched his first 20-point game and his first 20-10 game with a career-high 20 points and 10 assists at Washington (March 10)... matched his career best with six steals vs. San Antonio (Nov. 23)... **2018-19 (New York)** – Averaged 5.7 points, 2.0 rebounds and 2.8 assists in 21.0 minutes per game across 43 appearances (16 starts)... **Top Single-Game Performances:** Scored a season-high 18 points, including 4-of-4 from 3-point range, vs. Charlotte (Dec. 9)... **2017-18 (New York)** – Posted 5.9 points, 2.3 rebounds and 3.2 assists in 21.9 minutes per contest across 78 games (nine starts)... selected to the Rising Stars Challenge... **Top Single-Game Performances:** Posted a career-high 11 assists at San Antonio (Dec. 28)... recorded 10 points and 10 assists in a win at Brooklyn (Jan. 15)... swiped a career-best six steals vs. Cleveland (Nov. 13).

**INTERNATIONAL CAREER:** Represents the French National Team... earned gold medals at the 2014 U16 Euro Championships and the 2016 U18 Euro Championships... named MVP of the 2016 FIBA Europe U18 Championship... earned a bronze medal at the 2019 FIBA World Cup and a silver medal at the 2021 Olympic Games... played three seasons for Strasbourg IG of the French Jeep Elite League... **2016-17 (Strasbourg IG)** – Logged 60 games (37 starts), tallying 5.8 points, 2.2 rebounds and 1.7 assists in 19.1 minutes per game... named Pro A Young Player of the Year for second straight season... **2015-16 (Strasbourg IG)** – Averaged 1.3 points in 7.7 minutes per game across 40 appearances (zero starts)... honored as Pro A Young Player of the Year... **2014-15 (Strasbourg IG)** – Appeared in three games.

**PERSONAL:** Born in Belgium to Rwandan parents and raised in France... participated in the Jordan Brand Classic International Game in 2014 and the Basketball Without Borders Global Camp in Toronto in 2016.

**REGULAR SEASON STATISTICS**

YR	TEAM	GP-GS	MIN	FIELD GOALS			FREE THROWS			REBOUNDS			AVERAGES						
				FGM-FGA	PCT	3FGM-3FGA	PCT	FTM-FTA	PCT	OR-DR	TOT	AST	STL	BS	TO	PTS	RPG	APG	PPG
17-18	NYK	78-9	1706	182-500	.364	50-157	.318	49-68	.721	37-140	177	250	65	18	131	463	2.3	3.2	5.9
18-19	NYK	43-16	904	95-282	.337	33-115	.287	23-30	.767	12-75	87	121	30	14	56	246	2.0	2.8	5.7
19-20	NYK	57-26	1187	131-333	.393	44-137	.321	51-59	.864	23-98	121	172	54	16	71	357	2.1	3.0	6.3
20-21	NYK	33-4	322	29-79	.367	23-48	.479	8-18	.444	6-25	31	19	18	4	11	89	0.9	0.6	2.7
21-22	DAL	58-5	685	89-223	.399	38-111	.342	24-25	.960	12-67	79	69	27	7	31	240	1.4	1.2	4.1
22-23	DAL	47-5	607	48-132	.364	17-67	.254	22-33	.667	7-55	62	58	16	7	29	135	1.3	1.2	2.9
<b>TOTALS</b>		<b>316-65</b>	<b>5411</b>	<b>574-1549</b>	<b>.371</b>	<b>205-635</b>	<b>.323</b>	<b>177-233</b>	<b>.760</b>	<b>97-460</b>	<b>557</b>	<b>689</b>	<b>210</b>	<b>66</b>	<b>329</b>	<b>1530</b>	<b>1.8</b>	<b>2.2</b>	<b>4.8</b>

Personal Fouls-DQ: 2017-18: 181-2, 2018-19: 104-2, 2019-20: 142-1, 2020-21: 45-0, 2021-22: 61-1, 2022-23: 65-0, Total: 598-6

CHARLOTTE  
HORNETS



23  
24



NICK RICHARDS #4

**CENTER**

**BORN:** 11/29/1997

**HEIGHT:** 7'0"  
**WEIGHT:** 260 LBS

**PRIOR TO NBA:** KENTUCKY  
**FROM:** JAMAICA

**CAREER NOTES:** Has appeared in 133 games (14 starts) in three NBA seasons (2020-23) with Charlotte, averaging 5.2 points and 3.9 rebounds in 12.4 minutes per game...selected in the second round (42nd overall) by New Orleans in the 2020 NBA Draft... Draft rights traded to Charlotte from New Orleans in exchange for a 2024 second-round pick (11/18/20)... Signed a contract with Charlotte (11/30/20)... signed a multi-year extension with Charlotte on March 22, 2023.

**CAREER HIGHS**

<b>PTS:</b>	20 at ATL, 10/23/22
<b>FGM:</b>	9 at ATL, 10/23/22
<b>FGA:</b>	13 at SAS, 10/19/22
<b>3FGM:</b>	1 vs. CHI, 3/31/23
<b>3FGA:</b>	1(2) vs. CHI, 3/31/23
<b>FTM:</b>	5(7) at CLE, 4/9/23
<b>FTA:</b>	7 at SAS, 10/19/22
<b>OREB:</b>	8(2) vs. ATL, 12/16/22
<b>DREB:</b>	11(4) at DAL, 3/24/23
<b>REB:</b>	17 vs. IND, 3/20/23
<b>AST:</b>	4 vs. CLE, 3/12/23
<b>STL:</b>	3 at SAC, 11/5/21
<b>TO:</b>	3(5) at CLE, 4/9/23
<b>BLK:</b>	5(2) vs. UTA, 3/11/23
<b>MIN:</b>	32 vs. CLE, 3/12/23

**PRO CAREER: 2022-23 (Charlotte)** - Averaged career highs with 8.2 points, 6.4 rebounds and 1.1 blocks per game... appeared in 65 games with nine starts, logging 18.7 minutes per contest... tied for third in the NBA with nine double-doubles off the bench... became the third Hornet ever to record three straight double-doubles off the bench (Nov. 18-23)... tied his career high with 11 defensive rebounds in three straight games from March 20-24... **Top Single-Game Performances:** Recorded 14 points and a career-best 17 rebounds in a win vs. Indiana (March 20)... posted 15 points, 12 rebounds, a career-high four assists and three blocks in a career-high 32 minutes vs. Cleveland (March 12)... notched a career-best five blocks in a win vs. San Antonio (Feb. 15)... poured in 20 points on 9-of-9 from the field and 11 rebounds in a win at Atlanta (Oct. 23), and his nine field goals made without a miss tied for the third-most in a game in franchise history... set career highs with 19 points, 10 rebounds, including eight offensive, and seven field goals made in a win on opening night vs. San Antonio (Oct. 19)... **2021-22 (Charlotte)** - Appeared in 50 games (five starts), averaging 3.0 points (66.7 FG%, 69.8 FT%) and 1.7 rebounds in 7.3 minutes per game... shot 100 percent from the field in eight games (min. two FGA)... **Top Single-Game Performances:** Scored a career-high 12 points on 5-of-5 shooting vs. Philadelphia (Dec. 6)... hauled in a career-best seven rebounds vs. Phoenix (Jan. 2)... swiped a career-best three steals at Sacramento (Nov. 5)... posted a career-high three blocks vs. Boston (Oct. 25) and at Phoenix (Dec. 19)... **2020-21 (Charlotte)** - Averaged 0.8 ppg (4-9 FG, 0-1 3pt, 7-11 FT), 0.6 rpg and 3.5 mpg in 18 games (zero starts)... **Top Single-Game Performances:** Scored the first points of his career vs. MEM (1/1).

**COLLEGE CAREER: 2017-20 (Kentucky)** - Averaged 7.3 ppg (.629 FG%, .728 FT%), 5.0 rpg, 1.4 bpg and 18.2 mpg in 105 career games (70 starts)... **2019-20:** Earned All-SEC First Team honors... Named to the SEC All-Defense team... Averaged 14.0 ppg (.644 FG%, .752 FT%), 7.8 rpg, 2.1 bpg and 29.6 mpg in 31 games (30 starts)... 24 games with 10+ points and six games with 20+ points... Had 10 games with 10+ rebounds and 10 double-doubles... Totaled 25 points, 14 rebounds and four blocks at Texas Tech (1/25)... Posted 27 points and 11 rebounds vs. Mississippi State (2/4)... **2018-19:** Averaged 4.0 ppg (.598 FG%, .690 FT%), 3.3 rpg, 1.3 bpg and 12.1 mpg in 37 games (three starts)... Grabbed a career-high 19 rebounds and scored eight points in a win over Southern Illinois (11/9)... Scored 14 points and blocked four shots at Vanderbilt (1/29)... **2017-18:** Averaged 5.1 ppg (.616 FG%, .718 FT%), 4.4 rpg and 14.7 mpg in 37 games (37 starts)... Scored in double figures in seven games... Totaled 25 points, 15 rebounds and two blocks vs. Purdue-Fort Wayne (11/22).

**PERSONAL:** Hometown is Kingston, Jamaica... Eighth Jamaican-born player in NBA history and one of six Jamaicans ever to be drafted... Son of Marion Tenn... Named a 2017 McDonald's All-American... Played for Team World at the 2017 Jordan Brand Classic and 2017 Nike Hoop Summit.

**REGULAR SEASON STATISTICS**

YR	TEAM	GP-GS	MIN	FIELD GOALS			FREE THROWS		REBOUNDS			AVERAGES							
				FGM-FGA	PCT	3FGM-3FGA	PCT.	FTM-FTA	PCT.	OR-DR	TOT	AST	STL	BS	TO	PTS	RPG	APG	PPG
20-21	CHA	18-0	63	4-9	.444	0-1	.000	7-11	.636	4-7	11	2	0	0	3	15	0.6	0.1	0.8
21-22	CHA	50-5	367	60-90	.667	0-0	---	30-43	.698	34-52	86	13	9	21	24	150	1.7	0.3	3.0
22-23	CHA	65-9	1217	197-313	.629	1-1	1.000	137-183	.749	147-269	416	38	11	71	99	532	6.4	0.6	8.2
<b>TOTALS</b>		<b>133-14</b>	<b>1647</b>	<b>261-412</b>	<b>.633</b>	<b>1-2</b>	<b>.500</b>	<b>174-237</b>	<b>.734</b>	<b>185-328</b>	<b>513</b>	<b>53</b>	<b>20</b>	<b>92</b>	<b>86</b>	<b>697</b>	<b>3.9</b>	<b>0.4</b>	<b>5.2</b>

Personal Fouls-DQs: 2020-21: 7-0, 2021-22: 51-0, 2022-23: 154-0, Total: 212-0

CHARLOTTE  
HORNETS



23  
24

TERRY ROZIER #3

**GUARD**

**BORN:** 3/17/1994

**HEIGHT:** 6'1"  
**WEIGHT:** 195 LBS

**PRIOR TO NBA:** LOUISVILLE  
**FROM:** USA

**CAREER NOTES:** Averaging 13.6 points, 3.9 rebounds, 3.4 assists and 1.0 steals in 27.1 minutes per game across 540 appearances (298 starts) over eight seasons with two teams: Boston (2015-19) and Charlotte (2019-present)... averaging 9.8 points, 4.0 rebounds and 3.3 assists in 24.7 minutes per game in 50 postseason appearances (19 starts)... originally selected in the first round (16th overall) of the 2015 NBA Draft by the Celtics... acquired by the Hornets via trade with Boston along with a future second-round pick in exchange for Kemba Walker and a future second-round pick... signed a contract extension with Charlotte on August 24, 2021.

**PRO CAREER: 2022-23 (Charlotte)** – Posted career highs with 21.1 points and 5.1 assists per game... also tallied 4.1 rebounds and 1.2 steals in 35.3 minutes per game across 63 appearances (63 starts)... recorded 8.0 assists and 0.0 turnovers over a three-game stretch from March 7-11, becoming the second Hornet ever to do so (Muggsy Bogues)... became the ninth Horne ever to reach 5,000 points with the franchise... became the ninth-fastest player in franchise history to reach 1,000 assists (228 games)... tied James Harden for the 22nd-fastest player in NBA history to reach 1,000 career 3s (496 games)... connected on a 3-pointer in 45 straight games from Jan. 25 to Nov. 18, 2022, which was the second-longest streak in franchise history and a career-best streak...

**Top Single-Game Performances:** Notched 23 points and nine assists in a win vs. Indiana (March 20)... recorded 27 points, six assists and a season-high-tying four steals vs. Cleveland (March 12)... posted 25 points, five rebounds and seven assists in a win at New York (March 7)... tallied 31 points, six rebounds and seven assists in a win vs. Miami (Jan. 29)... notched 28 points and a season-high-tying four steals in a win vs. Chicago (Jan. 26)... poured in 34 points, including 28 in the second half, in a win at Atlanta (Jan. 21); scored five points in the final 11 seconds of the fourth quarter, the only Horne since at least 1997-98 to do so and the first player on any team to do so since Jason Richardson on Nov. 5, 2010; splashed five 3s in the third quarter, tying his career high and equalling the second most in a quarter in franchise history; also tied a season high with four steals... tallied 33 points on 14-of-19 shooting, five rebounds and five assists at Toronto (Jan. 10)... poured in 39 points, including 25 in the first half, in a win at Milwaukee (Jan. 6)... notched 25 points, five rebounds and eight assists in a win vs. Washington (Dec. 2)... delivered 28 points, including a game-tying 3-pointer with 1.1 seconds remaining to force overtime, at Cleveland (Nov. 18)... tied his career best with 11 assists vs. New Orleans (Oct. 21). **2021-22 (Charlotte)** – Appeared in 73 games (73 starts), averaging 19.3 points (44.4 FG%, 37.4 3P%, 85.2 FT%), 4.3 rebounds, 4.5 assists and 1.3 steals in 35.7 minutes per game... teamed with LaMelo Ball to become the first duo in Hornets history to each make at least 200 3-pointers in the same season... his 222 3-pointers match his output in 2020-21 tie for fifth-most in team history... finished 12th in the league in total 3-pointers made... led the league with 92 3-pointers made from the corner last season, connecting at a 41.3 percent clip, and was especially lethal from the left corner, where he poured in a league-best 64 triples... one of four players to record 200-plus 3-pointers in each of the last two seasons, joining Stephen Curry, Buddy Field and Duncan Robinson... ranked seventh with 155 catch-and-shoot 3-pointers... has made a 3-pointer in 35-straight games, the third-longest streak in franchise history... led the team in 3-pointers per game (3.0) and total 3-pointers (222)... ranked second on the team with 4.5 assists and 1.3 steals... was the team's third-leading scorer (19.3)... recorded three double-doubles and one triple-double... totaled 30 games with at least four 3-pointers, tied for eighth-most in the league... was one of four players to record more than 300 assists and fewer than 100 turnovers last season, joining Tyus Jones, Tyrese Maxey and Monte Morris... **Top Single-Game Performances:** Set a new career-high with six steals in a win at Orlando (Nov. 24)... notched a triple-double with 25 points, 10 rebounds and a career-high-tying 11 assists in a win at Detroit (Feb. 11)... scored 31 points in back-to-back games at Houston (Nov. 27) and at Chicago (Nov. 29)... poured in a season-high 35 points at Indiana (Dec. 29) and vs. Memphis (Feb. 12)... snared double-digit rebounds in consecutive games (at Detroit, Feb. 11; vs. Memphis, Feb. 12)... dropped 28 points and 10 assists in a win at Boston (Jan. 19).

#### CAREER HIGHS

**PTS:** 43 vs. NOP, 5/9/21

**FGM:** 16 vs. NOP, 5/9/21

**FGA:** 32 at CLE, 11/18/22

**3FGM:** 10 at CLE, 12/23/20

**3FGA:** 17 vs. MEM, 2/12/22

**FTM:** 9(4) at SAS, 3/22/21

**FTA:** 12 vs. CHI, 11/23/19

**ORB:** 4(7) at CHI, 2/2/23

**DREB:** 10(2) at ATL, 1/19/19

**REB:** 11(2) at ATL, 1/19/19

**AST:** 11(4) vs. NOP, 10/21/22

**STL:** 6 at ORL, 11/24/21

**TO:** 8 vs. CLE, 3/12/23

**BLK:** 3 vs. WAS, 3/14/18

**MIN:** 49 at CLE, 11/18/22

#### POSTSEASON CAREER HIGHS

**PTS:** 29 vs. PHI, 4/30/18

**FGM:** 11 vs. PHI, 4/30/18

**FGA:** 18 vs. PHI, 4/30/18

**3FGM:** 7 vs. PHI, 4/30/18

**3FGA:** 12 at MIL, 4/26/18

**FTM:** 6(2) vs. PHI, 5/9/18

**FTA:** 8 vs. MIL, 4/25/18

**ORB:** 4 at WAS, 5/7/17

**DREB:** 9 at MIL, 4/28/19

**REB:** 9 at MIL, 4/28/19

**AST:** 11 at CLE, 5/21/18

**STL:** 3(2) vs. CLE, 5/23/18

**TO:** 5 at MIL, 4/20/18

**BLK:** 1(15) vs. MIL, 5/6/19

**MIN:** 44 at PHI, 5/5/18

of three players in '20-21 with multiple 20-point fourth quarters... He was one of 19 players with three or more 40-point games... Set the NBA record for most 3-pointers in a season opener with 10... One of 16 players with 25 points in three or more halves... Ranked fifth in the NBA in 3-point field goals made and 12th in 3-pointers (3.2) per game... Scored in double figures in 64 games this season, including a career-high 36 games with 20+ points, nine games with 30+ points and three games with 40+ points; fourth player in franchise history with three or more 30-point games... Had four games with 10+ assists... Recorded five double-doubles this season, the most in his career in a season, including in consecutive games from Apr. 16-18 and Mar. 26-28 as all of five are 20-point double-doubles; first player for the Hornets with consecutive 20-point double-doubles multiple times in a season since the 2017-18 season... Only player in franchise history with 25 points and 10 assists in straight games... Had four games with 20-5-5 from Apr. 14-20... Had four straight games with 30+ from Feb. 10 to 20 for first time in his career; one of 13 players with 30+ in four straight games, third to do so in franchise history and first since Kemba Walker (5, 2/21-11/19)... Made five or more 3s in 14 games, tied for the sixth most such games by a player and tied for the third most in franchise history... Had a steal in 12 straight games, one of 19 players with a 12-game streak with a steal as he passed his career-best steal streak of 11 games (1/6-2/2/18)... **Top Single-Game Performances:** Scored 42 points with 15 field goals and 10 3-pointers, which tied the franchise record for 3s made at CLE (12/23) as his 42 points are the most by a Hornets player in the season opener... Notched 35 points on 12-of-18 shooting, including 7-for-11 from 3-point range to go with two rebounds and three assists at PHI (1/2)... Posted 34 points going 12-for-17 from the floor, including six 3s, as he scored 24 in the first half, a new career-best for points in the first half at MEM (2/10)... Had 15-of-20 field goal tries, including six 3-pointers while going 9-for-9 from the line for 41 points to go with seven rebounds as he scored 16 points in the fourth quarter and 26 in the second half in a win vs. MIN (2/12)... Totaled 35 points going 14-for-29 from the field and added seven rebounds, four assists and two steals vs. SAS (2/14)... Notched 36 points shooting 12-for-19 from the floor with eight 3s as he scored 20 points in the fourth quarter and 28 in the second half, including a game-winner vs. Golden State (2/20)... Scored 26 points to go with a career-high 11 assists and five rebounds in a win vs. MIA (3/26) making him just the 13th player in franchise history with 25 points and 10 assists or more... Recorded 34 points, 10 assists and eight rebounds on 13-of-24 shooting, including seven made 3s in a win vs. POR (4/18) as he is the only player in franchise history with 30 points, 10 assists, five rebounds and five 3s in a game... Scored a career-high 43 points knocking down a career-high 16 fields goals, including seven 3s, to go with five rebounds and four assists as he also tied his career-high in the first half with 34 vs. NOP (5/9)... **2019-20 (Charlotte)** – Averaged 18.0 ppg (.423 FG%, .407 3pt%, .874 FT%), 4.4 rpg, 4.1 apg, 1.0 spg and 34.3 mpg in 63 games (63 starts)... Scored 10+ points in 55 games, 20+ points in 25 games, 30+ points in five games and 40+ points in one game... Grabbed 10+ rebounds in one game... Dished out 10+ assists in one game... Posted two double-doubles... **Top Single-Game Performances:** Notched 30 points and 10 rebounds in a win vs. NYK (1/28)... Scored 40 points on 15-of-26 shooting at ATL (3/9)... **2018-19 (Boston)** – Averaged 9.0 ppg (.387 FG%, .353 3pt%, .785 FT%), 3.9 rpg, 2.9 apg and 22.7 mpg in 89 games (14 starts)... As a starter, averaged 13.1 ppg (.429 FG%, .405 3pt%, .895 FT%), 6.4 rpg, 5.1 apg, 1.2 spg and 33.6 mpg in 16 games... As a reserve, averaged 8.1 ppg (.375 FG%, .337 3pt%, .757 FT%), 3.6 rpg, 2.5 apg and 21.1 mpg in 65 games... Registered 34 double-digit scoring games, including 20+ points five times... Had 10+ rebounds in one game... Dished out 10+ assists in one game... Recorded one double-double... **Top Single-Game Performances:** Combined for 16 points, three rebounds, five assists and tied a career-best with five steals vs. MIN (1/2)... Matched a career-best 11 rebounds at ATL (1/19)... Tallied season-high 26 points vs. CLE (1/23)... **2017-18 (Boston)** – Averaged 11.3 ppg (.395 FG%, .381 3pt%, .772 FT%), 4.7 rpg, 2.9 apg, 1.0 spg and 25.9 mpg in 80 games (16 starts)... As a starter, averaged 15.6 ppg (.381 FG%, .389 3pt%, .750 FT%), 6.4 rpg, 5.1 apg, 1.2 spg and 33.6 mpg in 16 games... As a reserve, averaged 10.2 ppg (.401 FG%, .377 3pt%, .780 FT%), 4.3 rpg, 2.3 apg, 1.0 spg and 23.9 mpg in 64 games... Scored 10+ points in 46 games, 20+ points in seven games and two games with 30+ points... Grabbed



## PLAYERS

10+ rebounds in one game... Dished out 10 assists in one game... Recorded one triple-double... **Top Single-Game Performances:** Had 14 points and 10 rebounds at PHI (3/19)... **2016-17 (Boston)** - Averaged 5.5 ppg (.367 FC%, .318 3pt%, .773 FT%), 3.1 rpg, 1.8 apg and 17.1 mpg in 74 games (0 starts)... Had 16 games with 10+ points... Grabbed 10+ rebounds in one game... Posted one double-double... **Top Single-Game Performances:** Scored 16 points to go with five rebounds in a win at ORL (12/7)... Posted 15 points and 10 rebounds at PHI (3/19)... **2015-16 (Boston)** - Averaged 1.8 ppg (.274 FC%, .22 3pt%, .800 FT%), 1.6 rpg and 8.0 mpg in 39 games (0 starts)... **Top Single-Game Performance:** Scored seven points and added five assists at TOR (3/18).

**POSTSEASON CAREER: 2018-19 (Boston)** - Averaged 6.4 ppg (.322 FC%, .235 3pt%, .750 FT%), 4.3 rpg, 1.9 apg and 18.0 mpg in nine games (0 starts)... Scored 10+ points in two games... **Top Single-Game Performances:** Totaled 11 points, nine rebounds and three assists in a win at MIL (4/28)... Had nine points and eight rebounds at MIL (4/30)... **2017-18 (Boston)** - Averaged 16.5 ppg (.406 FC%, .347 3pt%, .821 FT%), 5.3 rpg, 5.7 apg, 1.3 spg and 36.6 mpg in 19 games (19 starts)... Had 10+ points in 15 games and 20+ points in six games... Dished out 10+ assists in one game... Recorded one double-double... **Top Single-Game Performances:** Went 11-of-18 from the field, scoring 29 points and adding eight rebounds and six assists in a win vs. PHI (4/30)... Totaled 16 points, 11 assists and six rebounds at CLE (5/2)... Scored 28 points and dished out seven assists at CLE (5/25)... **2016-17 (Boston)** - Averaged 5.6 ppg (.402 FC%, .368 3pt%, .800 FT%), 2.6 rpg, 1.9 apg and 16.3 mpg in 17 games (0 starts)... Scored 10+ points in four games... **Top Single-Game Performances:** Recorded 12 points, six rebounds and four assists vs. WAS (5/2)... Posted 16 points and seven rebounds at WAS (5/7).

**COLLEGE CAREER: 2013-15 (Louisville)** - Averaged 12.0 PPG (.408 FC%, .331 3PT%, .772 FT%), 4.3 RPG, 2.4 apg, 1.5 spg and 26.8 mpg in 73 career games (45 starts)... **2014-15:** Averaged 17.1 ppg (.411 FC%, .306 3pt%, .790 FT%), 5.6 rpg, 3.0 rpg, 2.0 spg and 35.0 mpg in 36 games (35 starts)... Scored 10+ points in 33 games, 20+ points in 12 games and 30+ points in one game... Had 10+ rebounds in four games... Recorded three double-doubles... Scored 32 points at Western Kentucky (12/20)... Totaled 22 points and 10 rebounds vs. Pitt (2/11)... Grabbed 14 rebounds to go with 17 points and four assists in a win against NC State in the NCAA Tournament (3/27)... **2013-14:** Averaged 7.0 ppg (.401 FC%, .371 3pt%, .712 FT%), 3.1 rpg, 1.8 apg, 1.0 spg and 18.9 mpg in 37 games (10 starts)... Selected to AAC All-Rookie Team... Scored 10+ points in 10 games... Grabbed 10 rebounds in one game... Went 8-for-10 from the field, scoring 19 points vs. Temple (2/27).

**PERSONAL:** Hometown is Youngstown, Ohio... Son of Eugenia Tucker and Terry Rozier... Selected to the 2014-15 All-ACC Second Team... Named to the AAC All-Rookie Team... Attended Hargrave Military Academy.

## REGULAR SEASON STATISTICS

YR	TEAM	GP-GS	MIN	FIELD GOALS			FREE THROWS		REBOUNDS			AVERAGES							
				FGM-FGA	PCT	3FGM-3FGA	PCT	FTM-FTA	PCT	OR-DR	TOT	AST	STL	BS	TO	PTS	RPG	APG	PPG
15-16	BOS	39-0	311	29-106	.274	6-27	.222	8-10	.800	24-39	63	37	6	1	19	72	1.6	0.9	1.8
16-17	BOS	74-0	1263	151-411	.367	57-179	.318	51-66	.773	40-187	227	131	46	11	47	410	3.1	1.8	5.5
17-18	BOS	80-16	2068	316-800	.395	153-402	.381	115-149	.772	63-313	376	232	80	19	80	900	4.7	2.9	11.3
18-19	BOS	79-14	1791	258-666	.387	119-337	.353	73-93	.785	32-275	307	231	68	21	68	708	3.9	2.9	9.0
19-20	CHA	63-63	2165	398-941	.423	172-423	.407	166-190	.874	50-226	276	259	61	10	141	1134	4.4	4.1	18.0
20-21	CHA	69-69	2383	510-1134	.450	222-571	.389	165-202	.817	47-255	302	293	87	128	26	1407	4.4	4.2	20.4
21-22	CHA	73-73	2458	518-1167	.444	222-593	.374	150-176	.852	56-259	315	326	93	25	96	1408	4.3	4.5	19.3
22-23	CHA	63-63	2221	493-1188	.415	165-505	.327	178-220	.809	51-208	259	319	74	16	134	1329	4.1	5.1	21.1
<b>TOTALS</b>	<b>540-298</b>	<b>14659</b>	<b>2673-6413</b>	<b>.417</b>	<b>1116-3037</b>	<b>.367</b>	<b>906-1106</b>	<b>.819</b>	<b>363-1762</b>	<b>2125</b>	<b>1828</b>	<b>515</b>	<b>129</b>	<b>713</b>	<b>7368</b>	<b>3.9</b>	<b>3.4</b>	<b>13.6</b>	

Personal Fouls-DQ: 2015-16: 23-0, 2016-17: 69-0, 2017-18: 123-0, 2018-19: 101-0, 2019-20: 126-0, 2020-21: 119-0, 2021-22: 119-0, 2022-23: 119-0, Total: 799-0

## PLAYOFFS STATISTICS

YR	TEAM	GP-GS	MIN	FIELD GOALS			FREE THROWS		REBOUNDS			AVERAGES							
				FGM-FGA	PCT	3FGM-3FGA	PCT	FTM-FTA	PCT	OR-DR	TOT	AST	STL	BS	TO	PTS	RPG	APG	PPG
15-16	BOS	5-0	99	9-23	.391	4-11	.364	2-2	1.000	3-14	17	6	1	3	2	24	3.4	1.2	4.8
16-17	BOS	17-0	277	33-82	.402	14-38	.368	16-20	.800	12-32	44	32	11	4	10	96	2.6	1.9	5.6
17-18	BOS	19-19	696	108-266	.406	51-147	.347	46-56	.821	8-92	100	109	24	6	22	313	5.3	5.7	16.5
18-19	BOS	9-0	162	19-59	.322	8-34	.235	12-16	.750	4-35	39	17	4	2	10	58	4.3	1.9	6.4
<b>TOTALS</b>	<b>50-19</b>	<b>1234</b>	<b>169-430</b>	<b>.393</b>	<b>77-230</b>	<b>.335</b>	<b>76-94</b>	<b>.809</b>	<b>27-173</b>	<b>200</b>	<b>164</b>	<b>40</b>	<b>15</b>	<b>15</b>	<b>491</b>	<b>4.0</b>	<b>3.3</b>	<b>9.8</b>	

Personal Fouls-DQ: 2015-16: 5-0, 2016-17: 20-0, 2017-18: 38-0, 2018-19: 15-1, Totals: 78-1





We put our **whole heart**  
into caring for yours.

Our team of heart and vascular specialists offers the most advanced care to keep you strong and healthy, so you can be there for a lifetime of grandpa hugs.

Discover more at  
[NovantHealth.org/Heart](https://www.novanthealth.org/Heart)

**N** ■ **NOVANT**<sup>®</sup>  
**HEALTH**

CHARLOTTE  
HORNETS



23  
24



NICK SMITH JR. #8

**GUARD**

**BORN:** 4/18/2004

**HEIGHT:** 6'3"  
**WEIGHT:** 185 LBS

**PRIOR TO NBA:** ARKANSAS  
**FROM:** USA

**CAREER NOTES:** Selected by the Hornets with the 27th overall pick in the 2023 NBA Draft... signed a multiyear contract with the Hornets on July 3, 2023.

**COLLEGE CAREER: 2022-23 (Arkansas)** - Averaged 12.5 PPG, 1.6 RPG and 1.7 APG in 25.8 MPG across 17 contests (14 starts)... limited by right knee management throughout the year... helped Razorbacks reach Sweet 16... posted career highs with 26 points and five 3-pointers vs. Georgia... delivered 25 points, career-high six assists and career-best four steals vs. Kentucky (March 4)... tallied five 20-point outings.

**PERSONAL:** Consensus top-three recruit in the country out of North Little Rock High School... collected 2021-22 USA Today National High School Player of the Year and Arkansas Player of the Year honors, in addition to winning the state championship as a senior... named co-MVP of the 2022 Jordan Brand Classic and participated in the 2022 Nike Hoop Summit.

#### COLLEGE STATISTICS

YR	TEAM	GP-GS	MIN	FIELD GOALS			FREETHROWS			REBOUNDS			AVERAGES						
				FGM-FGA	PCT	3FGM-3FGA	PCT.	FTM-FTA	PCT.	OR-DR	TOT	AST	STL	BS	TO	PTS	RPG	APG	PPG
22-23	ARK	17-14	438	76-202	.376	24-71	.338	37-50	.740	4-24	28	29	14	2	27	213	1.6	1.7	12.5

CHARLOTTE  
HORNETS

23  
24



EDMOND SUMNER #45

**GUARD**

**BORN:** 12/31/1995

**HEIGHT:** 6'4"  
**WEIGHT:** 196 LBS

**PRIOR TO NBA:** XAVIER  
**FROM:** USA

**CAREER NOTES:** Originally drafted in the second round (52nd overall) of the 2017 NBA Draft by the New Orleans Pelicans... holds averages of 6.2 points, 1.5 rebounds and 1.1 assists in 14.0 minutes per game over five NBA seasons with the Indiana pacers (2017-21) and Brooklyn Nets (2022-23).

**PRO CAREER: 2022-23 (Brooklyn)** - Posted 7.1 points, 1.5 rebounds and 1.3 assists in 53 games (12 starts) after missing the 2021-22 campaign with an Achilles injury... notched four 20-point outings, including a career-high 29 points in a win vs. Washington (Feb. 4)...

**2020-21 (Indiana)** - posted career highs with 7.5 points on 52.5 percent shooting... appeared in 53 games with 24 starts, logging 16.2 minutes per night... delivered 22 points in a win vs. Detroit (April 24), then followed it with 21 points at Orlando the next night for his two highest-scoring outputs of the season... **2019-20 (Indiana)** - Suited up for 31 games with three starts, posting 4.9 points, 1.5 rebounds and a career-best 1.8 assists per game... **2018-19 (Indiana)** - Averaged 9.1 minutes across 23 appearances (two starts), averaging 2.9 points and 1.0 rebounds per game... scored 22 points in a win at Atlanta (April 10)... **2017-18 (Indiana)** - Appeared in one game.

#### CAREER HIGHS

<b>PTS:</b>	29 vs. WAS, 2/4/23
<b>FGM:</b>	9(3) vs. LAC, 2/6/23
<b>FGA:</b>	19 vs. WAS, 2/4/23
<b>3FGM:</b>	4(2) vs. DET, 4/24/21
<b>3FGA:</b>	9 vs. WAS, 2/4/23
<b>FTM:</b>	9(3) vs. WAS, 2/4/23
<b>FTA:</b>	11 at ATL, 4/10/19
<b>OREB:</b>	4 at IND, 12/10/22
<b>DREB:</b>	6(2) at ORL, 4/25/21
<b>REB:</b>	7(2) at IND, 12/10/22
<b>AST:</b>	6(2) vs. SAS, 4/19/21
<b>STL:</b>	3(5) vs. TOR, 12/2/22
<b>TO:</b>	4 vs. CHA, 4/2/21
<b>BLK:</b>	2(3) at UTA, 1/20/20
<b>MIN:</b>	39 vs. WAS, 2/4/23

**COLLEGE CAREER: 2014-17 (Xavier)** - Posted career highs in his junior season with 15.0 points, 4.3 rebounds, 5.0 assists and 1.3 steals per game, leading the Musketeers to the Elite 8 of the 2017 NCAA Tournament... averaged 11.4 points, 3.5 rebounds, 3.8 assists and 1.2 steals for his career.

**PERSONAL:** Born in Detroit, Michigan... son of Ernest and Felicia Summer... named two-time All-State selection in his junior and senior years at Detroit Country Day, averaging 19.5 points, 4.5 rebounds, 3.0 assists and 1.9 steals in his final season... won a state title, two regional championships and three district championships in his four years.



CHARLOTTE  
HORNETS



23  
24



JT THOR #21

**FORWARD**

BORN: 8/26/2002

HEIGHT: 6'9"  
WEIGHT: 215 LBS

PRIOR TO NBA: AUBURN  
FROM: USA



**CAREER NOTES:** Averaging 3.2 points and 1.9 rebounds in 12.1 minutes per game across 102 appearances (eight starts) in two seasons (2021-present), all with Charlotte... selected by the Detroit Pistons in the second round (37th overall) of the 2021 NBA Draft... acquired by Charlotte via trade with Detroit along with Mason Plumlee in exchange for Balsa Koprivica.

**CAREER HIGHS**

<b>PTS:</b>	14 at OKC, 3/28/23
<b>FGM:</b>	6 at OKC, 3/28/23
<b>FGA:</b>	12 at MEM, 11/4/22
<b>3FGM:</b>	3(2) vs. TOR, 4/4/23
<b>3FGA:</b>	6(4) at CLE, 4/9/23
<b>FTM:</b>	4 vs. HOU, 4/7/23
<b>FTA:</b>	4(2) vs. HOU, 4/7/23
<b>OREB:</b>	4 at MIL, 1/6/23
<b>DREB:</b>	7 vs. TOR, 4/4/23
<b>REB:</b>	8 vs. PHX, 3/1/23
<b>AST:</b>	4 at OKC, 3/28/23
<b>STL:</b>	3(2) at DAL, 3/24/23
<b>TO:</b>	4(2) vs. CHI, 3/31/23
<b>BLK:</b>	3 vs. PHX, 1/2/22
<b>MIN:</b>	36 at OKC, 3/28/23

**PRO CAREER: 2022-23 (Charlotte)** – Appeared in 69 games with eight starts, averaging 3.8 points and 2.2 rebounds in 14.0 minutes per game... finished the season having made a 3-pointer in 14 straight games, the longest streak of his career... **Top Single-Game Performances:** Posted career highs with 14 points, six field goals made, four assists and 36 minutes played in a win at Oklahoma City (March 28)... drained a career-high three 3-pointers vs. Toronto (April 4) and vs. Dallas (March 26)... notched 12 points, a career-high-tying three steals and a season-high-tying two blocks in a win at Dallas (March 24), the first multi-steal, multi-block game of his career... earned the first start of his NBA career in a win vs. Miami (Feb. 25)... **2021-22 (Charlotte)** – appeared in 33 games (0 starts), averaging 2.0 points (43.6 FG%, 25.9 3P%, 60.0 FT%) and 1.3 rebounds in 7.9 minutes per game... appeared in 16 games (15 starts) with the Greensboro Swarm, averaging 12.5 points (48.8 FG%, 31.3 3P%, 71.4 FT%), 5.8 rebounds and 1.3 assists in 27.2 minutes per game... **Top Single-Game Performances:** Scored a career-high eight points on 3-of-5 shooting vs. Philadelphia (Dec. 6)... scored seven points and collected career highs in rebounds (four) and assists (three) in a win vs. Sacramento (Dec. 10)... swatted a career-best three blocks vs. Phoenix (Jan. 2).

**COLLEGE CAREER: 2020-2021 (Auburn)** – Averaged 9.4 ppg (.440 FG%, .297 3pt%, .741 FT%), 5.0 rpg, 1.4 bpg and 23.3 mpg in 27 games (27 starts)... His 1.4 blocks per game ranked eighth in the SEC... One of five freshmen in the country with at least 250 points, 100 rebounds and 30 blocks during the season... 37 total blocks was eighth in the SEC and second among all SEC freshmen... Averaged 9.9 points, 6.1 rebounds, 1.7 blocks, 0.8 assists and 0.8 steals per game in conference play... Scored in double figures 15 times, including one game with 20+ points... Had 12+ games with multiple blocks, including four blocks in three games... Posted 15 points, nine rebounds, four blocks and three steals against Alabama (1/9)... Recorded 12 points, five rebounds and four blocks vs. Missouri (1/26)... Posted career-high 24 points to go with nine rebounds against Kentucky (2/13) as he became the only freshman in the last decade to have at least 24 points and nine rebounds in a road game at Rupp Arena.

**PERSONAL:** Born in Nebraska, grew up in Anchorage, Alaska... Full name is Jokhow Thor... Didn't start playing basketball until seventh grade.

**REGULAR SEASON STATISTICS**

YR	TEAM	GP-GS	MIN	FIELD GOALS			FREE THROWS		REBOUNDS				AVERAGES						
				FGM-FGA	PCT	3FGM-3FGA	PCT	FTM-FTA	PCT	OR-DR	TOT	AST	STL	BS	TO	PTS	RPG	APG	PPG
21-22	CHA	33-0	262	24-55	.436	7-27	.259	12-20	.600	11-32	43	19	8	11	10	67	1.3	0.6	2.0
22-23	CHA	69-8	969	95-238	.399	39-123	.317	33-47	.702	36-116	152	36	22	23	44	262	2.2	0.5	3.8
<b>TOTALS</b>		<b>102-8</b>	<b>1231</b>	<b>119-293</b>	<b>.406</b>	<b>46-150</b>	<b>.310</b>	<b>45-67</b>	<b>.672</b>	<b>47-148</b>	<b>195</b>	<b>55</b>	<b>30</b>	<b>34</b>	<b>54</b>	<b>329</b>	<b>1.9</b>	<b>0.5</b>	<b>3.2</b>

Personal Fouls-DQ: 2021-22: 26-0, 2022-23: 66-0, Total: 92-0

CHARLOTTE  
HORNETS



23  
24

P.J. WASHINGTON JR. #25

**FORWARD**

BORN: 8/23/1998

HEIGHT: 6'7"  
WEIGHT: 230 LBS

PRIOR TO NBA: KENTUCKY  
FROM: USA

**CAREER NOTES:** Has appeared in 260 games (219 starts) in four seasons (2019–present) with Charlotte, averaging 12.9 points, 5.5 rebounds, 2.3 assists and 1.0 blocks in 30.2 minutes per game... named to the 2019–20 All-Rookie Second Team... selected to the 2020 Rising Stars Challenge... Named to the 2021 USA Select Team... selected in the first round (12th overall) of the 2019 NBA Draft by the Hornets.

**PRO CAREER: 2022-23 (Charlotte)** - Tallied a career-high 15.7 points per game, in addition to 4.9 rebounds, 2.4 assists and 1.1 blocks in 32.6 minutes per game across 73 contests (73 starts)... ranked 19th in the NBA with 33 clutch field goals... among 53 players to attempt at least 50 clutch field goals, he ranked fourth in FG% (52.4)... one of five players to record at least 50 steals, 75 blocks and 100 3s this season, and became the 15th player ever with multiple such seasons... notched the first 1,000-point campaign of his career... recorded four straight 20-point games from Feb. 11-24, the longest streak of his career... **Top Single-Game Performances:** Erupted for a career-high 43 points in a win at Oklahoma City (March 28), in addition to setting a personal best with 16 field goals made and tying a season best with five 3-pointers; poured in a career-best 22 points in the fourth quarter – Kelly Oubre Jr. and Kemba Walker are the only Hornets since at least 1996-97 to have scored more in a quarter; delivered 29 points in the second half, his career high for a half and a total surpassed only by Walker and Terry Rozier for the Hornets since 96-97; also added five assists in the second half, joining LaMelo Ball as the only Hornets since at least 96-97 to record 25 points and five assists in a half... posted 21 points and a season-high 12 rebounds in a win vs. Dallas (March 26)... led the Hornets with 28 points in a win at Dallas (March 24)... tallied 20 points, two steals and three blocks in a win at Detroit (March 9)... recorded 20 points and eight rebounds in a win vs. Minnesota (Feb. 24)... posted 22 points, 10 rebounds and three blocks in a win vs. San Antonio (Feb. 15) for the first 20-10-3 game of his career... tallied 22 points, seven rebounds and five assists in a win vs. Atlanta (Feb. 15), the fourth 20-5-5 game of his career... recorded 20 points, three steals and two blocks at Washington (Feb. 8)... notched 27 points, six rebounds and five assists in a win vs. Miami (Jan. 29) for the first 25-5-5 game of his career... delivered 25 points on 76.9 percent shooting in a win at Oklahoma City (Dec. 29), the highest field goal percentage in a 25-point game in his career... led the team with 24 points in a win at Los Angeles Lakers (Dec. 23)... tied his career high with seven assists at Brooklyn (Dec. 7)... tallied 28 points, 10 rebounds and a career-high-tying four steals at Cleveland (Nov. 18)... poured in 31 points in a win vs. Golden State (Oct. 29)... **2021-22 (Charlotte)** - Appeared in 65 games (28 starts), averaging 10.3 points (47.0 FG%, 36.5 3P%, 71.6 FT%), 5.2 rebounds, 2.3 assists and a team-best 0.9 blocks in 27.2 minutes per game... established career highs in field goal percentage (47.0) and 2-point percentage (60.6)... posted three double-doubles... tallied 28 double-digit scoring outings and four double-digit rebounding performances... connected on multiple 3-pointers in 35 games... **Top Single-Game Performances:** Set a career-high with 14 rebounds vs. Miami (Feb. 17)... dished a career-high seven assists at San Antonio (Dec. 15) and vs. New Orleans (March 21)... matched his career high with four steals vs. Milwaukee (Jan. 10) and at Minnesota (Feb. 15)... scored a season-high 21 points on 8-of-14 shooting, including 5-of-9 from beyond the arc, in a win vs. Dallas (March 19)... recorded 18 points, 11 rebounds and five assists in a win at Brooklyn (March 27)... **2020-21 (Charlotte)** - Averaged 12.9 ppg (.440 FG%, .386

CAREER HIGHS	
<b>PTS:</b>	43 at OKC, 3/28/23
<b>FGM:</b>	16 at OKC, 3/28/23
<b>FGA:</b>	24 at OKC, 3/28/23
<b>3FGM:</b>	7 vs. CHI, 10/23/19
<b>3FGA:</b>	11(4) vs. WAS, 12/2/22
<b>FTM:</b>	12 vs. ATL, 12/18/19
<b>FTA:</b>	13 vs. ATL, 12/18/19
<b>OREB:</b>	6 vs. BKN, 12/27/20
<b>DREB:</b>	12 vs. TOR, 1/8/20
<b>REB:</b>	14 vs. MIA, 2/17/22
<b>AST:</b>	7(3) at BKN, 12/7/22
<b>STL:</b>	4(10) at PHX, 1/24/23
<b>TO:</b>	6 vs. MEM, 1/1/21
<b>BLK:</b>	6 vs. ATL, 1/9/20
<b>MIN:</b>	49 vs. MIA, 2/17/22

3pt%, .745 FT%), 6.5 rpg, 2.5 apg, 1.1 spg, 1.2 bpg and 30.5 mpg in 64 games (61 starts)... One of 13 players last season with six or more blocks in a single game... Ranked 13th in the NBA in blocks per game... Scored 10+ points in 41 games, including 20+ in 10 games, 30+ in one game and 40+ in one game; Collected 10 or more rebounds in 13 games... Recorded 10 double-doubles this season... **Top Single-Game Performances:** Posted 14 points and 12 rebounds, including a new career-high six offensive rebounds in a win vs. BKN (12/27)... Scored a season-high 22 points while adding seven rebounds and a career-high six blocks in a win vs. ATL (1/9) becoming the first Hornets player with six-plus blocks in a game since Michael Kidd-Gilchrist on Oct. 20, 2018... Posted 16 points, 10 rebounds and a career-high-tying six assists vs. DAL (1/13)... Notched 20 points on 7-of-14 shooting to go with 11 rebounds and two blocks at TOR (1/14), marking his second career 20-point double-double... Notched a double-double with 15 points and 10 rebounds while tallying a career-high-tying four steals at CSW (2/26)... Set career-highs with 15-of-23 shooting for 42 points to go with eight rebounds at SAC (2/28)... Recorded a double-double with 10 points and a new career-high 13 boards to go with five assists and two blocks in a win at SAS (3/22)... Scored 17 points in the first quarter, including a franchise-record-tying five made 3s, finishing with 26 points on 10-of-18 shooting at NYK (4/20)... **2019-20 (Charlotte)** - Averaged 12.2 ppg (.455 FG%, .374 3pt%, .647 FT%), 5.4 rpg, 2.1 apg and 30.3 mpg in 58 games (57 starts)... Scored 10+ points in 37 games and 20+ points in seven games... Grabbed 10+ rebounds in four games... Recorded four double-doubles... **Top Single-Game Performances:** Scored 27 points on 9-of-17 shooting including seven made 3s in a win vs. CHI (10/23) as he set the NBA record for most made 3s in a player's NBA debut... Knocked down 9-of-12 field goal attempts for 26 points (11/29)... Grabbed 12 points and added 12 points and six assists vs. TOR (1/8).

**COLLEGE CAREER: 2017-19 (Kentucky)** - Averaged 12.9 ppg (.521 FG%, .384 3pt%, .632 FT%), 6.6 rpg, 1.7 apg, 1.0 bpg and 28.2 mg in 72 career games (63 starts)... **2018-19:** Averaged 15.2 ppg (.522 FG%, 42.3 3pt%, .663 FT%), 5.2 rpg, 1.8 apg, 1.2 bpg and 29.3 mpg in 35 games (33 starts)... Named to the All-America Third Team, All-SEC First Team and NCAA Tournament All-Region Team... A finalist for the Naismith Award, the Wooden Award and Karl Malone Award... Finished third in the conference in field goal percentage (.522)... His 264 rebounds were good for fifth in the conference... Made the ninth-most free throws (118)... Posted team-high nine double-doubles... **2017-18:** Averaged 10.8 ppg (.519 FG%, .238 3pt%, .606 FT%), 5.7 rpg, 1.5 apg and 27.0 mpg in 37 games (30 starts) as a freshman.

**PERSONAL:** Hometown is Dallas, TX... Son of Sherry and Paul Washington Sr.... Has two siblings... Has one son, who is also named P.J... Both of his parents played basketball at Middle Tennessee State.

## REGULAR SEASON STATISTICS

YR	TEAM	GP-GS	MIN	FIELD GOALS			FREE THROWS		REBOUNDS			AVERAGES							
				FGM-FGA	PCT	3FGM-3FGA	PCT	FTM-FTA	PCT	OR-DR	TOT	AST	STL	BS	TO	PTS	RPG	APG	PPG
19-20	CHA	58-57	1759	268-589	.455	86-230	.374	88-136	.647	58-258	316	123	51	44	93	710	5.4	2.1	12.2
20-21	CHA	64-61	1954	302-686	.440	112-290	.386	108-145	.745	93-325	418	161	69	128	79	824	6.5	2.5	12.9
21-22	CHA	65-28	1768	250-532	.470	110-301	.365	58-81	.716	82-255	337	147	57	61	82	668	5.2	2.3	10.3
22-23	CHA	73-73	2380	434-978	.444	149-428	.348	127-174	.730	73-285	358	175	66	79	110	1144	4.9	2.4	15.7
<b>TOTALS</b>		<b>260-219</b>	<b>7861</b>	<b>1254-2785</b>	<b>.450</b>	<b>457-1249</b>	<b>.366</b>	<b>381-536</b>	<b>.711</b>	<b>306-1123</b>	<b>1429</b>	<b>606</b>	<b>243</b>	<b>263</b>	<b>413</b>	<b>3346</b>	<b>5.5</b>	<b>2.3</b>	<b>12.9</b>

Personal Fouls-DQs: 2019-20: 158, 2020-21: 171-1, 2021-22: 152-1, 2022-23: 193-0 Totals: 674-2

CHARLOTTE  
HORNETS



23  
24



MARK WILLIAMS #5

**CENTER**

**BORN:** 12/16/2001

**HEIGHT:** 7'0"  
**WEIGHT:** 260 LBS

**PRIOR TO NBA:** DUKE  
**FROM:** USA

**CAREER NOTES:** Selected in the first round (15th overall) in the 2022 NBA Draft by the Charlotte Hornets.

CAREER HIGHS	
<b>PTS:</b>	22 at CLE, 4/9/23
<b>FGM:</b>	9(2) at CLE, 4/9/23
<b>FGA:</b>	15 vs. TOR, 4/2/23
<b>3FGM:</b>	--
<b>3FGA:</b>	--
<b>FTM:</b>	5(2) vs. DAL, 3/26/23
<b>FTA:</b>	7 vs. DAL, 3/26/23
<b>OREB:</b>	7(2) vs. TOR, 4/2/23
<b>DREB:</b>	13 vs. MIA, 2/25/23
<b>REB:</b>	20 vs. MIA, 2/25/23
<b>AST:</b>	3 vs. DET, 2/27/23
<b>STL:</b>	3 at ATL, 1/21/23
<b>TO:</b>	4 vs. BKN, 12/31/22
<b>BLK:</b>	5 at HOU, 1/18/23
<b>MIN:</b>	35 vs. CHI, 3/31/23

**PRO CAREER: 2022-23 (Charlotte)** – Appeared in 43 games (17 starts), posting 9.0 points, 7.1 rebounds and 1.0 blocks in 19.3 minutes per game... one of 10 rookies since 1999-2000 to record a 20-point game, a 20-rebound game and a five-block game in a season (Gorgui Dieng, John Henson, Al Horford, Dwight Howard, DeAndre Jordan, Walker Kessler, Brook Lopez, Amar'e Stoudemire and Karl-Anthony Towns)... tallied 10 double-doubles, the sixth-most in a season by any Hornets rookie... became the first Hornets rookie since Emeka Okafor in 2005 to record three straight points-rebounds double-doubles... Top Single-Game Performances: Notched a career-high 22 points on 9-of-10 shooting, 10 rebounds and two blocks in a win at Cleveland (April 9), becoming the sixth rookie in NBA history to record at least 20 points on 90 percent shooting, 10 rebounds and two blocks in a game (Jordan, Kessler, Joe Meriwether, Hakeem Olajuwon and Robert Parish)... posted 15 points and 16 rebounds in a win vs. Dallas (March 26) to become the fifth rookie in franchise history with multiple 15-15 games in a season (Larry Johnson, Alonzo Mourning, Emeka Okafor and JR Reid)... tallied 15 points and 11 rebounds in a win at Detroit (Feb. 28)... erupted for career highs in points (18), rebounds (20), offensive rebounds (seven) and defensive rebounds (13) in just 29 minutes played in a win vs. Miami (Feb. 25), becoming the third rookie ever to record at least 15 points and 20 rebounds in fewer than 30 minutes played (Mourning, Bill Russell); became the fourth Hornets rookie ever to grab 20 rebounds in a game (Johnson, Mourning, Reid)... swatted a career-high five blocks in a win at Houston (Jan. 18), while adding 17 points on 8-of-10 shooting in just 19 minutes played, becoming the second player since 1973-74 (the first year blocks were tracked) to record 15 points on 80 percent shooting and five blocks in fewer than 20 minutes (Kareem Abdul-Jabbar)... posted 17 points on 100 percent shooting, 13 rebounds, two assists, two steals and two blocks in 21 minutes played in a win vs. Oklahoma City

(Dec. 29); became the first rookie and fifth player ever to tally 15 points, 100 percent shooting, 10 rebounds, two assists, two steals and two blocks in a game (Draymond Green, Bobby Jones, Lamar Odom and Robert Williams), and he was the first to do so in fewer than 25 minutes played.

**COLLEGE CAREER: 2020-22 (Duke)** - Appeared in 62 games (54 starts) in two seasons at Duke, averaging 9.7 points (70.4 FG%, 66.1 FT%), 6.3 rebounds and 2.3 blocks in 20.5 minutes per game for his career... **2021-22** - appeared in 39 games (39 starts) as a sophomore, averaging 11.2 points (72.1 FG%, 72.7 FT%), 7.4 rebounds and 2.8 blocks in 23.6 minutes per game... named the ACC Defensive Player of the Year, in addition to earning a spot on the All-ACC Third Team... member of the 2021-22 Wooden Award Preseason Watchlist... earned All-NCAA Tournament honors... led the nation in true shooting percentage (72.6)... led the ACC in blocks per game (2.8), total blocks (110) and player efficiency rating (33.1)... his 110 blocks were the fourth-most in a season in program history... his 72.1 percent clip from the field was the second-highest in Duke history... was the only player in the country to shoot 70.0 percent from the field and 70.0 percent from the free-throw line last season (min. 100 FGM)... finalist for the Naismith Defensive Player of the Year... shot 80.6 percent (29-of-36) from the field in the 2022 NCAA Tournament, a Duke record (min. 25 FGM)... **2020-21** - appeared in 23 games (15 starts) as a freshman, averaging 7.1 points (66.4 FG%, 53.7 FT%), 4.5 rebounds and 1.4 blocks in 15.2 minutes per game... named to All-ACC Tournament team.

**PERSONAL:** Full name is Mark Oluwafemi Williams... Born on Dec. 16, 2001 in Norfolk, Virginia... Son of Margaret Williams and Dr. Alex Williams... Has two sisters... His older sister, Elizabeth, played for Duke from 2011-15 and was selected fourth overall in the 2015 WNBA Draft... Two-time All-ACC Academic selection.

## REGULAR SEASON STATISTICS

YR	TEAM	GP-GS	MIN	FIELD GOALS			FREETHROWS		REBOUNDS			AVERAGES							
				FGM-FGA	PCT	3FGM-3FGA	PCT	FTM-FTA	PCT	OR-DR	TOT	AST	STL	BS	TO	PTS	RPG	APG	PPG
22-23	CHA	43-17	828	160-251	.637	0-0	---	67-97	.691	93-211	304	18	28	45	40	387	7.1	0.4	9.0

Personal Fouls-DQs: 2022-23: 94-0

We've built the  
network you need,  
for whatever  
future you want.

TV | INTERNET | VOICE | MOBILE

**Spectrum** ▶

Proud Partner of the





# HISTORY



## HISTORY

### YEAR-BY-YEAR WIN-LOSS RECORDS

YEAR	COACH	W-L	PCT.	PLAYOFFS	PCT.	FINISH
1988-89	Dick Harter	20-62	.244	----	----	Sixth, Atlantic Division
1989-90	Dick Harter (8-32) Gene Littles (11-31)	19-63	.232	----	----	Seventh, Midwest Division
1990-91	Gene Littles	26-56	.317	----	----	Seventh, Central Division
1991-92	Allan Bristow	31-51	.378	----	----	Seventh, Central Division
1992-93	Allan Bristow	44-38	.537	4-5	.444	Third, Central Division
1993-94	Allan Bristow	41-41	.500	----	----	Fifth, Central Division
1994-95	Allan Bristow	50-32	.610	1-3	.250	Second, Central Division
1995-96	Allan Bristow	41-41	.500	----	----	Sixth, Central Division
1996-97	Dave Cowens	54-28	.659	0-3	.000	Fourth, Central Division
1997-98	Dave Cowens	51-31	.622	4-5	.444	Third, Central Division
1998-99	Dave Cowens (4-11) Paul Silas (22-13)	26-24	.520	----	----	Fifth, Central Division
1999-00	Paul Silas	49-33	.598	1-3	.250	Second, Central Division
2000-01	Paul Silas	46-36	.561	6-4	.600	Third, Central Division
2001-02	Paul Silas	44-38	.537	4-5	.444	Second, Central Division
2004-05	Bernie Bickerstaff	18-64	.220	----	----	Fourth, Southeast Division
2005-06	Bernie Bickerstaff	26-56	.317	----	----	Fourth, Southeast Division
2006-07	Bernie Bickerstaff	33-49	.402	----	----	Fourth, Southeast Division
2007-08	Sam Vincent	32-50	.390	----	----	Fourth, Southeast Division
2008-09	Larry Brown	35-47	.427	----	----	Fourth, Southeast Division
2009-10	Larry Brown	44-38	.537	0-4	.000	Fourth, Southeast Division
2010-11	Larry Brown (9-19) Paul Silas (25-29)	34-48	.415	----	----	Fourth, Southeast Division
2011-12	Paul Silas	7-59	.106	----	----	Fifth, Southeast Division
2012-13	Mike Dunlap	21-61	.256	----	----	Fourth, Southeast Division
2013-14	Steve Clifford	43-39	.524	0-4	.000	Third, Southeast Division
2014-15	Steve Clifford	33-49	.402	----	----	Fourth, Southeast Division
2015-16	Steve Clifford	48-34	.585	3-4	.429	Tied First, Southeast Division
2016-17	Steve Clifford	36-46	.439	----	----	Fourth, Southeast Division
2017-18	Steve Clifford	36-46	.439	----	----	Third, Southeast Division
2018-19	James Borrego	39-43	.476	----	----	Second, Southeast Division
2019-20	James Borrego	23-42	.354	----	----	Third, Southeast Division
2020-21	James Borrego	33-39	.458	----	----	Fourth, Southeast Division
2021-22	James Borrego	43-39	.524	----	----	Third, Southeast Division
2022-23	Steve Clifford	27-55	.329	----	----	Fifth, Southeast Division
<b>TOTALS</b>		<b>1153-1478</b>	<b>.438</b>	<b>23-40</b>	<b>.365</b>	

## ALL-TIME HEAD COACHES

COACH/YEARS	-----REGULAR SEASON-----		-----PLAYOFFS RECORD-----	
	RECORD	PCT.	RECORD	PCT.
Dick Harter, 1988-90*	28-94	.230	0-0	----
Gene Littles, 1990-91*	37-87	.298	0-0	----
Allan Bristow, 1991-96	207-203	.505	5-8	.384
Dave Cowens, 1996-99**	109-70	.609	4-8	.333
Paul Silas, 1998-02**	161-120	.573	11-12	.478
Bernie Bickerstaff, 2004-07	77-169	.456	0-0	----
Sam Vincent, 2007-08	32-50	.390	0-0	----
Larry Brown, 2008-10***	88-104	.458	0-4	.000
Paul Silas, 2010-12***	32-88	.267	0-0	----
Mike Dunlap, 2012-13	21-61	.256	0-0	----
Steve Clifford, 2013-2018, 2022-present	223-269	.453	3-8	.273
James Borrego, 2018-2022	138-163	.458	0-0	----

\* denotes Harter stepped down and Littles was named interim head coach on January 31, 1990

\*\* denotes Cowens stepped down and Silas was named interim head coach on March 7, 1999

\*\*\* denotes Brown stepped down and Silas was named interim head coach on December 22, 2010

## ALL-TIME ASSOCIATE HEAD COACHES

Patrick Ewing	2013-17
Stephen Silas	2017-18

## ALL-TIME ASSISTANT COACHES

Johnny Bach	1994-96	Bruce Kreutzler	2015-18, 2022-Present
Ed Badger	1988-90	Dan Leibovitz	2012-13
Mike Batiste	2017-18	Ralph Lewis	2010-12
Bob Beyer	2013-14, 2022-Present	Gene Littles	1988-90
John-Blair Bickerstaff	2004-07	Nate Mitchell	2018-21
Jeff Bower	1999-00	Paul Mokeski	2007-08
Gary Brokaw	2004-06	Tom Nissalke	1990-91
Herb Brown	2008-10	Ronald Nored	2018-21
Rick Brunson	2012-13	Charles Oakley	2010-11
Jeff Capel	2004-10	Mark Osowski	1996-00
Tyrone Corbin	2022-Present	John Outlaw	2004-07
Pat Delany	2014-18	Mike Pratt	1989-91
Bob Donewald Jr.	2001-02	Mark Price	2013-15
T.R. Dunn	1991-97	Norman Richardson	2022-Present
Jerry Eaves	1999-01	Lee Rose	1996-01
Nick Friedman	2019-Present	Lee Rose	2007-08
Phil Ford	2007-10	Mike Sanders	2007-08
Dutch Gaitley	2018-22	Paul Silas	1997-99
Marlon Garnett	2021-Present	Stephen Silas	2000-02
Dave Hanners	2008-10	Stephen Silas	2010-17
Bill Hanzlik	1991-96	LaSalle Thompson	2008-10
Jay Hernandez	2018-23	Jay Triano	2018-22
Steve Hetzel	2014-18	Rex Walters	2022-Present
Brian Hill	2001-02	Bob Weiss	2013-17
Chad Iske	2018-22	Mike Wells	2023-Present
Eddie Jordan	2017-18	Rob Werdann	2010-12
Gary Kloppenberg	2004-07	Brian Winters	2012-13

# HISTORY



## 2022-23 FINAL ROSTER

RECORD: 27-55

HOME: 13-28

ROAD: 14-27

OVERTIME: 1-4

NO.	PLAYER	POSITION	HEIGHT	WEIGHT	BIRTHDATE	PRIOR TO NBA/FROM	YRS
1	LaMelo Ball	G	6-7	185	08/22/01	Illawarra/USA	2
2	James Bouknight	G	6-4	185	09/18/00	Connecticut/USA	1
20	Gordon Hayward	F	6-7	225	03/23/90	Butler/USA	12
23	Kai Jones	F/C	6-11	230	01/19/01	Texas/Bahamas	1
9	Théo Maledon*	G	6-4	175	06/12/01	ASVEL Basket/France	2
11	Cody Martin	F	6-6	195	09/28/95	Nevada/USA	3
7	Bryce McGowens	G	6-6	185	11/08/02	Nebraska/USA	R
10	Svi Mykhailiuk	G	6-7	205	06/10/97	Kansas/Ukraine	4
12	Kelly Oubre Jr.	G/F	6-6	200	12/09/95	Kansas/USA	7
4	Nick Richards	C	7-0	260	11/29/97	Kentucky/Jamaica	2
3	Terry Rozier	G	6-1	195	03/17/94	Louisville/USA	7
14	Kobi Simmons	G	6-5	180	07/04/97	Arizona/USA	2
8	Dennis Smith Jr.	G	6-2	205	11/25/97	NC State/USA	5
22	Xavier Sneed*	F	6-5	215	12/21/97	Kansas State/USA	1
21	JT Thor	F	6-9	210	08/26/02	Auburn/USA	1
25	P.J. Washington Jr.	F	6-7	230	08/23/98	Kentucky/USA	3
5	Mark Williams	C	7-0	250	12/16/01	Duke/USA	R

\* denotes Two-Way contract player

**HEAD COACH:** Steve Clifford (Maine-Farmington)

**ASSISTANT COACHES:** Tyrone Corbin (DePaul), Bob Beyer (Alfred), Marlon Garnett (Santa Clara), Jay Hernandez (Hofstra), Rex Walters (Kansas), Nick Friedman (Miami), Norman Richardson (Hofstra), Bruce Kreuzer (SUNY New Paltz)

**DIRECTOR OF HEALTH CARE & SPORTS PERFORMANCE:** Joe Sharpe (Old Dominion)

**ASSOCIATE HEAD ATHLETIC TRAINER:** Quinton Sawyer (North Carolina)

**STRENGTH & CONDITIONING COACHES:** Adam Linens (North Carolina), Jason Meiring (Colorado Mesa)

**ASSISTANT ATHLETIC TRAINER:** Nina Hsieh (Cal State Fullerton)

PLAYER	G	GS	FIELD GOALS			3-POINT FG			FREE THROWS			REBOUNDS				PF	DQ	STL	TO	BLK	PTS	AVG	
			FGA	PCT	FGM	FGA	PCT	FTM	FTA	PCT	OFF	DEF	TOT	AST									
BALL	36	36	1235	296	721	411	144	383	376	102	122	836	42	189	231	304	118	6	46	29	11	838	23.3
BOUKNIGHT	34	0	506	69	193	358	33	109	303	20	30	667	8	64	72	41	49	0	14	32	5	191	5.6
HAYWARD	50	50	1568	276	581	475	52	160	325	129	159	811	33	182	215	206	70	0	42	99	12	733	14.7
JONES	46	0	537	67	120	558	4	19	211	19	26	731	37	86	123	15	65	1	17	31	30	157	3.4
MALEDON	44	7	845	102	254	402	28	95	295	63	74	851	14	109	123	152	61	0	37	59	12	295	6.7
MARTIN	7	0	131	14	36	389	3	14	214	4	7	471	8	26	24	11	13	0	4	2	1	35	5
MCDANIELS	56	21	1483	221	494	447	65	202	322	88	104	846	44	226	270	111	158	0	66	80	29	595	10.6
MCGOWENS	46	7	777	80	202	396	26	80	325	60	80	750	20	73	93	54	48	0	15	43	6	246	5.3
MYKHAILIUK	32	8	461	77	173	445	42	99	424	26	39	667	15	38	53	53	23	0	15	24	4	222	6.9
OUBRE JR.	48	40	1538	535	819	653	108	339	271	158	208	760	65	184	249	54	141	1	68	64	18	972	20.3
PLUMLEE	56	56	1571	265	396	669	0	0	0	155	256	605	187	354	541	205	161	1	35	87	35	685	12.2
RICHARDS	65	9	1204	197	313	629	1	1	1,000	137	183	748	47	269	416	38	154	0	11	59	71	532	8.2
ROZIER	63	63	2208	493	1188	415	165	505	327	178	220	809	51	208	259	319	119	0	74	134	16	1329	21.1
SIMMONS	6	0	26	1	6	167	1	5	200	2	2	1,000	1	3	4	5	0	0	2	0	1	5	10
SMITH JR.	54	15	1378	186	452	412	24	111	216	78	106	736	27	140	167	261	122	0	75	82	25	474	8.8
SNEED	4	0	473	5	10	500	3	6	500	4	4	1,000	0	5	5	7	0	0	3	1	17	4.3	
THOR	69	8	956	95	238	399	39	123	317	33	47	702	36	116	152	36	66	0	22	44	23	262	3.8
WASHINGTON	73	73	2366	434	978	444	149	428	348	127	174	730	73	285	358	175	193	0	66	110	79	1144	15.7
WILLIAMS	43	17	818	160	251	637	0	0	0	67	97	691	93	21	304	18	94	1	28	40	45	387	9.0
<b>HORNETS</b>	<b>82</b>	<b>-</b>	<b>19830</b>	<b>3385</b>	<b>7413</b>	<b>437</b>	<b>881</b>	<b>2669</b>	<b>330</b>	<b>1447</b>	<b>1933</b>	<b>749</b>	<b>901</b>	<b>2751</b>	<b>3652</b>	<b>2062</b>	<b>1661</b>	<b>10</b>	<b>634</b>	<b>1164</b>	<b>425</b>	<b>9098</b>	<b>111.0</b>
<b>OPPONENTS</b>	<b>82</b>	<b>-</b>	<b>19830</b>	<b>3522</b>	<b>7391</b>	<b>477</b>	<b>1004</b>	<b>2812</b>	<b>357</b>	<b>1562</b>	<b>1965</b>	<b>795</b>	<b>895</b>	<b>2892</b>	<b>3787</b>	<b>2127</b>	<b>1667</b>	<b>6</b>	<b>573</b>	<b>1177</b>	<b>471</b>	<b>9610</b>	<b>117.2</b>



**HISTORY**



**2021-22 FINAL ROSTER**

**RECORD:** 43-39

**HOME:** 22-19

**ROAD:** 21-20

**OVERTIME:** 0-7

NO.	PLAYER	POSITION	HEIGHT	WEIGHT	BIRTHDATE	PRIOR TO NBA/FROM	YRS
2	LaMelo Ball	G	6-7	185	8/22/01	Illawarra/USA	1
5	James Bouknight	G	6-4	185	09/18/00	Connecticut/USA	R
0	Miles Bridges	F	6-7	225	3/21/98	Michigan State/USA	3
8	Montrez Harrell	C	6-7	240	01/26/94	Louisville/USA	6
20	Gordon Hayward	F	6-7	225	3/23/90	Butler/USA	11
23	Kai Jones	F/C	6-10	225	01/19/01	Texas/Bahamas	R
98	Arnoldas Kulboka (2-W)	F	6-10	225	01/04/98	Bilbao Basket (Spain)/Lithuania	R
16	Scottie Lewis (2-W)	G	6-5	190	03/12/00	Florida/USA	R
11	Cody Martin	F	6-7	205	9/28/95	Nevada/USA	2
6	Jalen McDaniels	F	6-10	205	1/31/98	San Diego State/USA	2
12	Kelly Oubre Jr.	G/F	6-6	205	12/09/95	Kansas/USA	6
24	Mason Plumlee	C	6-11	250	03/05/90	Duke/USA	8
14	Nick Richards	F	6-11	247	11/29/97	Kentucky/Jamaica	1
3	Terry Rozier	G	6-1	190	3/17/94	Louisville/USA	6
4	Isaiah Thomas	G	5-9	185	02/07/89	Washington/USA	10
21	JT Thor	F	6-9	205	08/26/02	Auburn/USA	R
25	PJ Washington	F	6-7	236	8/23/98	Kentucky/USA	2

2-W denotes Two-Way contract player

**HEAD COACH:** James Borrego (College - San Diego)

**ASSISTANT COACHES:** Jay Triano (Simon Fraser), Chad Iske (Texas), Marlon Garnett (Santa Clara), Jay Hernandez (Hofstra), Dutch Gaitley (Temple), Nick Friedman (Miami), Norman Richardson (Hofstra)

**DIRECTOR OF HEALTH CARE & SPORTS PERFORMANCE:** Joe Sharpe (Old Dominion)

**ASSOCIATE HEAD ATHLETIC TRAINER:** Quinton Sawyer (North Carolina)

**STRENGTH & CONDITIONING COACHES:**

Adam Linens (North Carolina), Jason Meiring (Colorado Mesa)

**ASSISTANT ATHLETIC TRAINER:** Nisa Hsieh (Cal State Fullerton)

PLAYER	FIELD GOALS			3-POINT FG			FREE THROWS			REBOUNDS		PF	DQ	STL	TO	BLK	PTS	AVG					
	G	GS	MIN	FG	FGA	PCT	FG	FGA	PCT	FT	FTA								PCT	OFF	DEF	TOT	AST
BALL	75	75	2407	538	1254	429	220	565	389	212	243	.872	108	393	501	571	237	5	119	245	30	1508	20.1
BOLKNIGHT	31	0	299	49	141	348	17	49	347	27	31	.871	22	30	52	26	29	0	7	15	1	142	4.6
BRIDGES	80	80	2811	596	1214	491	154	465	331	267	333	.802	90	469	559	300	193	0	74	150	67	1613	20.2
CAREY	5	1	16	3	6	5.00	0	0	0.00	2	3	.667	3	2	5	0	1	0	1	1	0	8	1.6
HARRELL	71	0	518	111	172	645	0	2	0.00	63	91	.692	53	69	122	49	49	0	11	22	12	285	4.0
HAYWARD	49	48	1559	283	617	499	86	220	391	126	149	.846	38	186	224	177	85	0	47	81	22	778	15.9
JONES	21	0	58	9	14	643	1	2	5.00	3	8	.375	3	8	11	4	8	0	1	6	2	22	1.0
KULBOKA	2	2	4	0	1	0.00	0	1	0.00	0	0	0.00	0	0	0	0	1	0	0	0	0	0	0.0
LEWIS	2	0	6	0	0	0.00	0	0	0.00	1	2	5.00	0	0	1	0	0	0	1	0	0	1	0.5
MARTIN	71	11	1851	204	423	428	61	159	384	75	107	.701	82	203	285	179	116	1	88	61	32	544	7.7
MCDANIELS	55	2	886	123	254	484	41	108	380	53	72	.736	37	133	170	58	93	0	26	36	22	340	6.2
OURBE JR.	76	13	1983	410	932	440	191	553	345	126	189	.661	79	223	302	84	189	0	77	67	31	1137	15.0
PLUMLEE	73	73	1778	205	320	641	0	2	0.00	67	171	.392	176	389	565	226	224	6	61	100	52	477	6.5
RICHARDS	50	5	357	60	90	667	0	0	0.00	30	43	.698	34	52	86	13	51	0	9	24	21	150	3.0
ROZIER	73	73	2419	518	1167	444	222	593	374	150	176	.852	56	259	315	326	119	0	93	96	25	1408	19.3
SMITH	37	1	503	75	185	395	10	25	400	12	19	.632	11	46	57	98	34	0	20	36	10	168	4.5
THOMAS	22	0	215	52	120	433	23	58	397	14	15	.933	3	18	21	24	22	0	7	10	3	141	8.8
THOR	33	0	255	24	55	463	7	27	259	12	20	600	11	32	43	19	26	0	8	10	11	67	2.0
WASHINGTON	65	28	1754	250	532	470	10	301	365	58	81	.716	82	255	337	147	152	1	57	82	61	668	10.3
<b>HORNETS</b>	<b>82</b>	<b>-</b>	<b>19880</b>	<b>3508</b>	<b>7497</b>	<b>468</b>	<b>1143</b>	<b>3130</b>	<b>356</b>	<b>1298</b>	<b>1753</b>	<b>.740</b>	<b>888</b>	<b>2767</b>	<b>3655</b>	<b>2302</b>	<b>1629</b>	<b>13</b>	<b>707</b>	<b>1087</b>	<b>402</b>	<b>9457</b>	<b>115.3</b>
<b>OPPONENTS</b>	<b>82</b>	<b>-</b>	<b>19880</b>	<b>3444</b>	<b>7388</b>	<b>466</b>	<b>1148</b>	<b>3170</b>	<b>362</b>	<b>1385</b>	<b>1815</b>	<b>.763</b>	<b>931</b>	<b>2920</b>	<b>3851</b>	<b>2169</b>	<b>1609</b>	<b>8</b>	<b>617</b>	<b>1229</b>	<b>377</b>	<b>9421</b>	<b>114.9</b>





2020-21 SEASON REVIEW



2020-21 FINAL ROSTER

RECORD: 33-39

HOME: 18-18

ROAD: 15-21

OVERTIME: 1-2

NO.	PLAYER	POSITION	HEIGHT	WEIGHT	BIRTHDATE	PRIOR TO NBA/FROM	YRS
2	LaMelo Ball	G	6-7	181	8/22/01	Illawarra/USA	R
8	Bismack Biyombo	C	6-9	255	8/28/92	Baloncesto Fuenlabrada/DRC	9
0	Miles Bridges	F	6-7	225	3/21/98	Michigan State/USA	2
22	Vernon Carey Jr.	C	6-10	270	2/25/01	Duke/USA	R
30	Nate Darling*	G	6-5	200	8/30/98	Delaware/Canada	R
4	Devonte' Graham	G	6-2	185	2/22/95	Kansas/USA	2
20	Gordon Hayward	F	6-7	225	3/23/90	Butler/USA	10
10	Caleb Martin	F	6-7	205	9/28/95	Nevada/USA	1
11	Cody Martin	F	6-7	205	9/28/95	Nevada/USA	1
6	Jalen McDaniels	F	6-10	205	1/31/98	San Diego State/USA	1
1	Malik Monk	G	6-3	200	2/4/98	Kentucky/Jamaica	3
14	Nick Richards	F	6-11	247	11/29/97	Kentucky/Jamaica	R
7	Grant Riller*	G	6-3	190	2/8/97	Charleston/USA	R
3	Terry Rozier	G	6-1	190	3/17/94	Louisville/USA	5
25	PJ Washington	F	6-7	236	8/23/98	Kentucky/USA	1
40	Cody Zeller	C	7-0	240	10/5/92	Indiana/USA	7

2-W denotes Two-Way contract player

HEAD COACH: James Borrego (College - San Diego)

ASSISTANT COACHES: Jay Triano (Simon Fraser), Chad Iske (Texas), Ronald Nored (Butler), Jay Hernandez (Hofstra), Dutch Gaitley (Temple), Nate Mitchell (Cumberlands), Nick Friedman (Miami)

HEAD ATHLETIC TRAINER: Joe Sharpe (Old Dominion)

ASSOCIATE HEAD ATHLETIC TRAINER: Quinton Sawyer (North Carolina)

STRENGTH & CONDITIONING COACHES:

Adam Liness (North Carolina), Jason Meiring (Colorado Mesa)

ASSISTANT ATHLETIC TRAINER: Aaron Karkow (Endicott)

DIRECTOR OF REHABILITATION: Powell Bernhardt

(Maryland Eastern Shore)

DIRECTOR OF SPORTS SCIENCE: Lauren McGuigan (California Lutheran)

PLAYER	G	GS	FIELD GOALS			3-POINT FG			FREE THROWS			REBOUNDS			PF	DQ	STL	TO	BLK	PTS	AVG		
			MIN	FG	FGA	PCT	FG	FGA	PCT	FT	FTA	PCT	OFF	DEF								TOT	AST
ROZIER	69	69	2383	510	1134	450	222	571	389	165	202	817	47	255	302	293	119	0	87	128	26	1407	20.4
HAYWARD	44	44	1496	311	658	473	85	205	415	156	185	843	37	221	258	181	74	0	52	91	14	863	19.6
BALL	51	31	1469	293	672	436	92	261	352	125	165	758	63	239	302	313	136	0	81	145	18	803	15.7
GRAHAM	55	44	1659	252	669	377	179	477	375	133	158	842	22	126	148	295	77	0	48	84	6	816	14.8
WASHINGTON	64	61	1954	302	686	440	112	290	386	108	145	745	93	325	418	161	171	1	69	128	79	824	12.9
BRIDGES	66	19	1932	313	622	503	116	290	400	98	113	867	81	316	397	147	143	0	44	106	52	840	12.7
MONK	42	0	878	173	399	434	85	212	401	59	72	819	14	87	101	87	47	0	19	55	4	490	11.7
ZELLER	48	21	1005	181	324	559	4	28	143	85	119	714	119	209	328	86	120	0	27	51	17	451	9.4
MCDANIELS	47	18	904	133	284	468	35	105	333	45	64	703	45	124	169	53	95	0	28	45	19	346	7.4
WANAMAKER (TOT) 61	0	1053	115	299	385	16	85	188	90	101	891	18	87	105	174	94	0	43	71	11	336	5.5	
WANAMAKER (CHA) 22	0	428	54	126	429	3	24	125	40	45	889	10	29	39	75	39	17	0	34	5	151	6.9	
CA. MARTIN	53	3	818	96	256	375	31	125	248	41	64	641	31	110	147	62	0	37	33	12	264	5.0	
CO. MARTIN	52	10	849	83	188	441	16	58	276	25	43	581	52	109	161	86	52	0	37	40	12	207	4.0
RILLER	7	0	27	8	12	667	2	4	500	0	0	---	0	1	1	3	0	0	1	1	0	18	2.6
CAREY	19	4	115	18	36	500	1	7	143	9	11	818	6	21	27	2	13	0	1	5	5	46	2.4
DARLING	7	0	26	2	7	286	2	7	286	3	3	1,000	1	0	1	1	0	0	1	1	1	9	1.3
RICHARDS	18	0	63	4	9	444	0	1	000	7	11	636	4	7	11	2	7	0	0	3	0	15	0.8
<b>HORNETS</b>	<b>72</b>	<b>-</b>	<b>17355</b>	<b>2875</b>	<b>6324</b>	<b>455</b>	<b>985</b>	<b>2666</b>	<b>369</b>	<b>1146</b>	<b>1505</b>	<b>761</b>	<b>762</b>	<b>2389</b>	<b>3151</b>	<b>1933</b>	<b>1297</b>	<b>1</b>	<b>565</b>	<b>1069</b>	<b>344</b>	<b>7881</b>	<b>109.5</b>
<b>OPPONENTS</b>	<b>72</b>	<b>-</b>	<b>17355</b>	<b>2972</b>	<b>6346</b>	<b>468</b>	<b>1042</b>	<b>2847</b>	<b>366</b>	<b>1034</b>	<b>1387</b>	<b>745</b>	<b>766</b>	<b>2487</b>	<b>3253</b>	<b>1951</b>	<b>1340</b>	<b>5</b>	<b>582</b>	<b>1062</b>	<b>347</b>	<b>8020</b>	<b>111.4</b>

GAME-BY-GAME STATISTICS

DATE	OPPONENT	TEAM/OPP	HOME	ROAD	TOTAL	HIGH SCORING	HIGH REBOUNDS	HIGH ASSISTS	OPPONENT SCORING	ATTEN.
Dec 23	@Cleveland	L, 114-121	0-0	0-1	0-1	Rozier-42	Bridges-6	Graham-10	Sexton-27	300
Dec 26	OKLAHOMA CITY	L, 107-109	0-1	0-1	0-2	Rozier-19	Biyombo-9	Graham-10	Gregg-Alexand-24	
Dec 27	BROOKLYN	W, 105-104	1-1	0-1	1-2	Hayward-28	Washington-12	Hayward-7	Durant-29	
Dec 30	@Dallas	W, 118-99	1-1	1-1	2-2	Ball-22	Bridges-16	Ball-5	Hardaway-18	
Jan 1	MEMPHIS	L, 93-108	1-2	1-1	2-3	Biyombo-16	Biyombo-12	Ball-6	Brooks-21	
Jan 2	@Philadelphia	L, 112-127	1-2	1-2	2-4	Rozier-19	Biyombo-9	Graham-9	Harris-24	
Jan 4	@Philadelphia	L, 101-118	1-2	1-3	2-5	Hayward-18	Washington-8	Ball-9	Harris-22	
Jan 6	@Atlanta	W, 102-94	1-2	2-3	3-5	Hayward-44	Washington-8	Graham-7	Collins-23	
Jan 8	@New Orleans	W, 118-110	1-2	3-3	4-5	Hayward-25	Ball-12	Ball-9	Williams-26	750
Jan 9	ATLANTA	W, 113-105	2-2	3-3	5-5	Rozier-23	Ball-12	Ball-11	Reddish-21	
Jan 11	NEW YORK	W109-88	3-2	3-3	6-5	Hayward-34	Ball-14	Ball-7	Knox-19	
Jan 13	DALLAS	L, 93-104	3-3	3-3	6-6	Rozier-18	Graham-7	Graham-7	Dennis-34	
Jan 14	@Toronto	L, 108-111	3-3	3-4	6-7	Rozier-22	Washington-11	Ball-11	Breun-25	
Jan 16	@Toronto	L, 113-116	3-3	3-5	6-8	Hayward-25	Washington-12	Rozier-7	Powell-24	
Jan 22	CHICAGO	L, 110-123	3-4	3-5	6-9	Hayward-34	Biyombo-10	Graham-6	LaVine-25	
Jan 24	@Orlando	W, 107-104	3-4	4-5	7-9	Hayward-39	Hayward-9	Ball-8	Vucevic-22	3,507
Jan 25	@Orlando	L, 108-117	3-4	4-6	7-10	Hayward-24	Biyombo-7	Ball-4	Vucevic-28	3,167
Jan 27	INDIANA	L, 106-116	3-5	4-6	7-11	Rozier-20	Zeller-7	Hayward-4	McDermott-28	
Jan 29	INDIANA	W, 108-105	4-5	4-6	8-11	Rozier-19	Washington-9	Graham-5	Saboris-22	
Jan 30	MILWAUKEE	W, 126-114	5-5	4-6	9-11	Hayward-27	Zeller-15	Ball-9	G. Antetokounmpo-34	
Feb 3	@Miami	W, 129-121 <sup>H</sup>	5-5	5-6	10-11	Monk-36	Zeller-12	Ball-7	Butler-25	
Feb 3	PHILADELPHIA	L, 111-118	5-6	5-6	10-12	Hayward-22	Zeller-8	Hayward-9	Embiid-34	
Feb 5	UTAH	L, 121-138	5-7	5-6	10-13	Ball-34	Hayward-10	Ball-8	Bogdanovic-31	
Feb 7	WASHINGTON	W, 119-97	6-7	5-6	11-13	Rozier-26	Bridges-14	Ball-5	Ball-31	
Feb 8	HOUSTON	W, 119-94	7-7	5-6	12-13	Ball-24	Bridges-10	Olajide-21	Ball-20	
Feb 10	@Memphis	L, 114-130	7-7	5-7	12-14	Rozier-34	Bridges-10	Ball-5	Anderson-27	1,830
Feb 12	MINNESOTA	W, 120-114	8-7	5-7	13-14	Rozier-41	Rozier-41	Hayward-5	Beasley-31	
Feb 14	SAN ANTONIO	L, 110-122	8-8	5-7	13-15	Rozier-33	Ball-12	Ball-8	Murray-26	
Feb 20	GOLDEN STATE	W, 102-100	9-8	5-7	14-15	Rozier-36	McDaniels-7	Hayward-7	Oburu-25	
Feb 22	@Utah	L, 110-132	9-8	5-8	14-16	Ball-21	Ball-7	Ball-4	Mitchell-23	3,902
Feb 24	@Phoenix	W, 124-121	9-8	6-8	15-16	Monk-29	Biyombo-11	Ball-8	Booker-33	3,296
Feb 26	@Golden State	L, 121-130	9-8	6-9	15-17	Monk-25	Washington-10	Ball-6	Curry-29	
Feb 28	@Sacramento	W, 127-126	9-8	7-9	16-17	Washington-42	Bridges-9	Ball-12	Hield-30	
Mar 1	@Portland	L, 113-123	9-8	7-10	16-18	Ball-30	G. Martin-9	Ball-5	Anthony-29	
Mar 3	@Minnesota	W, 135-102	9-8	8-10	17-18	Rozier-31	Bridges-9	Hayward-9	Rubio-20	
Mar 11	DETROIT	W, 105-102	10-8	8-10	18-18	Washington-20	Washington-9	Ball-9	Grant-32	
Mar 13	TORONTO	W, 114-104	11-8	8-10	19-18	Ball-23	Ball-9	Ball-5	Lowry-19	2,861
Mar 15	SACRAMENTO	W, 122-116	12-8	8-10	20-18	Rozier-26	Biyombo-10	Zeller-6	Fox-29	2,861
Mar 17	@Denver	L, 104-129	12-8	8-11	20-19	Rozier-21	Washington-6	Hayward-6	Porter-28	
Mar 18	@L.A. Lakers	L, 105-116	12-8	8-12	20-20	Ball-26	Hayward-9	Hayward-10	James-37	
Mar 20	@L.A. Clippers	L, 98-125	12-8	8-13	20-21	Bridges-21	Hayward-8	Rozier-5	George-21	
Mar 22	@San Antonio	W, 100-97	12-8	9-13	21-21	Hayward-27	Washington-13	Hayward-6	DeRozan-28	3,222
Mar 24	@Houston	W, 122-97	12-8	10-13	22-21	Rozier-25	Washington-12	Rozier-6	Wall-20	3,163
Mar 26	MIAMI	W, 110-105	13-8	10-13	23-21	Monk-32	Hayward-9	Rozier-11	Robinson-20	4,215
Mar 28	PHOENIX	L, 97-101 <sup>H</sup>	13-9	10-13	23-22	Graham-30	Washington-12	Co. Martin-4	Booker-35	3,850
Mar 30	@Washington	W, 114-104	13-9	11-13	24-22	Rozier-27	Zeller-15	Hayward-6	Hachimura-30	
Apr 1	@Brooklyn	L, 89-111	13-9	11-14	24-23	Hayward-13	Washington-8	Monk-4	Green-21	1,773
Apr 2	@Indiana	W, 114-97	13-9	12-14	25-23	Bridges-25	Bridges-10	Hayward-6	LeVert-16	
Apr 4	@Boston	L, 86-116	13-9	12-15	25-24	Zeller-7	Rozier-7	Graham-6	Tatum-22	
Apr 7	@Oklahoma City	W, 113-102	13-9	13-15	26-24	McDaniels-21	Zeller-14	Wanmaker-6	Maledon-25	
Apr 9	@Milwaukee	W, 127-119	14-9	14-15	27-24	Bridges-26	Zeller-12	Wanmaker-7	Pokusicki-25	3,280
Apr 11	ATLANTA	L, 101-105	13-10	14-15	27-25	Bridges-23	Zeller-9	Graham-7	Bogdanovic-32	4,148
Apr 13	L.A. LAKERS	L, 93-101	13-11	14-15	27-26	Graham-19	Biyombo-12	Graham-6	Kuzma-24	3,676
Apr 14	CLEVELAND	L, 90-103	13-12	14-15	27-27	Rozier-22	Rozier-7	Rozier-7	Pearce-25	2,955
Apr 16	@Brooklyn	L, 115-130	13-12	14-16	27-28	Bridges-33	Bridges-9	Rozier-10	Harris-26	1,773
Apr 18	PORTLAND	W, 109-101	14-12	14-16	28-28	Rozier-34	Rozier-8	Rozier-8	Anthony-24	3,880
Apr 20	@New York	L, 97-109	14-12	14-17	28-29	Washington-26	Bridges-14	Rozier-8	Barett-24	1,753
Apr 22	@Chicago	L, 91-108	14-12	14-18	28-30	Graham-16	Zeller-6	Rozier-8	Young-18	
Apr 23	CLEVELAND	W, 108-102	15-12	14-18	29-30	Rozier-25	Biyombo-11	Graham-10	Vucevic-18	4,060
Apr 25	BOSTON	W, 125-104	16-12	14-18	30-30	Graham-24	Washington-12	Rozier-11	Sexton-28	
Apr 27	MILWAUKEE	L, 104-114	16-13	14-18	30-31	Graham-25	Bridges-10	Graham-6	Brown-20	4,493
Apr 28	@Boston	L, 111-120	16-13	14-19	30-32	Graham-25	Bridges-6	Wanmaker-6	Walker-20	3,240
May 1	DETROIT	W, 107-94	17-13	14-19	31-32	Rozier-29	Co. Martin-9	Graham-7	Brown-38	2,298
May 2	MIAMI	L, 111-121	17-14	14-19	31-33	Washington-21	McDaniels-9	Rozier-7	F. Jackson-25	3,766
May 4	@Detroit	W, 102-99	17-14	15-19	32-33	Ball-23	McDaniels-12	Ball-8	Adebayo-20	4,095
May 6	CHICAGO	L, 99-120	17-15	15-19	32-34	Washington-24	Ball-6	Rozier-6	Diallo-35	750
May 7	ORLANDO	W, 122-112	18-15	15-19	33-34	Rozier-28	Biyombo-11	Ball-6	Vucevic-29	3,769
May 9	NEW ORLEANS	L, 110-112	18-16	15-19	33-35	Rozier-43	Washington-12	Ball-5	Bledsoe-24	3,751
May 11	DENVER	L, 112-117	18-17	15-19	33-36	Graham-31	Ball-12	Ball-7	Jokic-30	4,196
May 13	L.A. CLIPPERS	L, 90-113	18-18	15-19	33-37	Ball-18	Biyombo-7	Ball-7	Porter-30	4,442
May 15	@New York	L, 109-118(OT)	18-18	15-20	33-38	Bridges-30	Zeller-11	Graham-8	Ball-33	1,981
May 16	@Washington	L, 110-115	18-18	15-21	33-39	Rozier-22	Rozier-9	Rozier-9	Ball-25	5,333



**2019-20 FINAL ROSTER**

RECORD: 23-42

HOME: 10-21

ROAD: 13-21

OVERTIME: 2-3

NO.	PLAYER	POS.	HT.	WT.	BIRTHDATE	PRIOR TO NBA / HOME COUNTRY	YRS PRO
7	Dwayne Bacon	G/F	6-6	225	08/30/95	Florida State/USA	2
5	Nicolas Batum	G/F	6-8.5	230	12/14/88	Le Mans (France)/France	11
8	Bismack Biyombo	C	6-8	255	08/28/92	Baloncesto Fuenlabrada/DRC	8
0	Miles Bridges	F	6-6	225	03/21/98	Michigan State/USA	1
31	Joe Chealey	G	6-3	190	11/1/95	Charleston/USA	1
4	Devonte' Graham	G	6-1	195	02/22/95	Kansas/USA	1
9	Willy Hernangomez	C	6-11	250	05/27/94	Cajasol Sevilla/Spain	3
10	Caleb Martin	F	6-5	205	09/28/95	Nevada/USA	R
11	Cody Martin	F	6-5	205	09/28/95	Nevada/USA	R
6	Jalen McDaniels	F	6-9	205	01/31/98	San Diego State/USA	R
1	Malik Monk	G	6-3.3	200	02/04/98	Kentucky/USA	2
3	Terry Rozier	G	6-1	195	03/17/94	Louisville/USA	4
23	Kobi Simmons*	G	6-5	180	07/04/97	Arizona/USA	2
26	Ray Spalding*	F	6-9	225	03/11/97	Louisville/USA	1
25	P.J. Washington Jr.	F	6-7	230	08/23/98	Kentucky/USA	R
40	Cody Zeller	C	6-11.8	240	10/05/92	Indiana/USA	6

\*DENOTES TWO-WAY CONTRACT PLAYER

**HEAD COACH:** James Borrego (San Diego)

**ASSISTANT COACHES:** Jay Triano (Simon Fraser), Chad Iske (Kansas), Ronald Nored (Butler), Jay Hernandez (Hofstra), Dutch Gaitley (Temple), Nate Mitchell (Cumberlands), Nick Friedman (Miami)

**HEAD ATHLETIC TRAINER:** Joe Sharpe (Old Dominion)

**ASSOCIATE HEAD ATHLETIC TRAINER:** Quinton Sawyer (North Carolina)

**STRENGTH & CONDITIONING COACH:** Adam Linens (North Carolina)

**ASSISTANT ATHLETIC TRAINERS:** Aaron Karkow (Endicott)

PLAYER	FIELD GOALS			3-POINT FG			FREE THROWS			REBOUNDS			OTHER			PTS	AVG						
	G	GS	MIN	FG	FGA	PCT	FG	FGA	PCT	FTA	FTM	PCT	OFF	DEF	TOT			AST	PF	DQ	STL	TO	BLK
GRAHAM	63	53	2211	368	963	.382	218	585	.373	191	233	.820	42	170	212	471	115	0	62	181	15	1145	18.2
ROZIER	63	63	2164	398	941	.423	172	423	.407	166	190	.874	50	226	276	259	126	0	61	141	10	1134	18.0
BRIDGES	65	64	1995	319	753	.424	99	300	.330	106	131	.809	88	274	362	114	132	1	40	95	48	843	13.0
WASHINGTON	58	57	1759	268	589	.455	86	230	.374	88	136	.647	58	258	316	123	158	0	51	93	44	710	12.2
ZELLER	58	39	1341	251	479	.524	18	75	.240	122	179	.682	160	251	411	88	140	1	40	75	25	642	11.1
MONK	55	1	1169	212	488	.434	58	204	.284	82	100	.820	27	130	157	114	74	0	25	77	16	564	10.3
BIYOMBO	53	29	1029	151	278	.543	0	0	---	91	151	.603	120	188	308	50	116	1	10	48	49	393	7.4
WILLIAMS	41	1	808	94	210	.448	44	117	.376	43	50	.860	15	94	109	41	71	1	26	25	22	275	6.7
CA. MARTIN	18	1	317	37	84	.440	20	37	.541	17	21	.810	10	28	38	23	32	1	12	15	7	111	6.2
HERNANGOMEZ	31	0	375	74	139	.532	5	22	.227	37	59	.627	43	91	134	29	32	0	10	30	7	190	6.1
BACON	39	11	687	85	244	.348	19	67	.284	35	53	.660	15	85	100	52	52	0	23	37	2	224	5.7
MCDANIELS	16	0	293	33	70	.471	9	24	.375	14	17	.824	15	50	65	13	36	0	8	11	3	89	5.6
CO. MARTIN	48	3	903	89	207	.430	18	77	.234	42	65	.646	38	120	158	95	78	0	39	44	9	238	5.0
KIDD-GILCHRIST	12	0	160	18	53	.340	5	17	.294	7	9	.778	9	26	35	10	18	0	0	7	3	48	4.0
BATUM	22	3	505	28	81	.346	14	49	.286	9	10	.900	25	75	100	66	41	0	17	22	8	79	3.6
CHEALEY	4	0	33	0	7	.000	0	4	.000	2	2	1.000	0	0	0	1	2	0	4	2	0	2	0.5
<b>HORNETS</b>	<b>65</b>	<b>-</b>	<b>15750</b>	<b>2425</b>	<b>5586</b>	<b>.434</b>	<b>785</b>	<b>2231</b>	<b>.352</b>	<b>1052</b>	<b>1406</b>	<b>.748</b>	<b>715</b>	<b>2066</b>	<b>2781</b>	<b>1549</b>	<b>1223</b>	<b>5</b>	<b>428</b>	<b>949</b>	<b>268</b>	<b>6687</b>	<b>102.9</b>
<b>OPPONENTS</b>	<b>65</b>	<b>-</b>	<b>15750</b>	<b>2708</b>	<b>5690</b>	<b>.476</b>	<b>803</b>	<b>2279</b>	<b>.352</b>	<b>907</b>	<b>1197</b>	<b>.758</b>	<b>711</b>	<b>2276</b>	<b>2987</b>	<b>1732</b>	<b>1337</b>	<b>9</b>	<b>523</b>	<b>935</b>	<b>328</b>	<b>7126</b>	<b>109.6</b>

G	DATE	SCORE	OPP	W/L	RECORD	ATTEN.	STREAK	CHARLOTTE HIGH SCORER	CHARLOTTE HIGH REBOUNDER	OPPONENT HIGH SCORER
1	10/23	126-125	CHI	W	1-0	15,424	W1	Washington (27)	Zeller (12)	Markkanen (35)
2	10/25	99-121	MIN	L	1-1	4,879	L1	Graham (24)	Washington (10)	Towns (37)
3	10/27	101-120	@LAL	L	1-2	18,997	L2	Bridges (23)	Zeller (14)	Davis (29)
4	10/28	96-111	@LAC	L	1-3	19,068	L3	Rozier (17)	Zeller (13)	Leonard (30)
5	10/30	118-111	@SAC	W	2-3	15,416	W1	Washington (23)	Zeller (15)	Hield (23)
6	11/2	93-87	@CSW	W	3-3	18,064	W2	Bacon (25)	Bridges/Graham/Zeller (8)	Paschall (25)
7	11/5	122-120 <sup>OT</sup>	IND	W	4-3	13,341	W3	Graham (35)	Co. Martin (11)	Warren (33)
8	11/7	87-108	BOS	L	4-4	18,487	L1	Bridges (18)	Bridges/Zeller (10)	Tatum (23)
9	11/9	110-115	NOP	L	4-5	18,513	L2	Graham (24)	Bridges/Zeller (8)	Ingram (25)
10	11/10	106-114	@PHI	L	4-6	20,311	L3	Zeller (24)	Monk (8)	Embiid (18)
11	11/13	117-119	MEM	L	4-7	13,155	L4	Rozier (33)	Monk/Zeller (8)	Moran (23)
12	11/15	109-106	DET	W	5-7	16,778	W1	Monk/Rozier (19)	Zeller (7)	Galloway (32)
13	11/16	103-102	@NYK	W	6-7	19,401	W2	Graham (29)	Batum (9)	Barrett (22)
14	11/18	96-132	@TOR	L	6-8	19,800	L1	Williams (14)	Batum (6)	Anunoby (24)
15	11/20	91-101	@BKN	L	6-9	14,011	L2	Rozier (18)	Biyombo/Zeller (7)	Allen (22)
16	11/22	118-125	@WAS	L	6-10	15,053	L3	Bridges (31)	Bridges (8)	Beal (30)
17	11/23	115-116	CHI	L	6-11	17,891	L4	Rozier (28)	Biyombo (12)	LaVine (49)
18	11/25	100-117	@MIA	L	6-12	19,600	L5	Rozier (19)	Rozier (9)	Adebayo/Butler (21)
19	11/27	102-101	DET	W	7-12	15,535	W1	Biyombo (19)	Biyombo (9)	Griffin (26)
20	11/29	110-107	@DET	W	8-12	15,006	W2	Washington (26)	Biyombo (9)	Rose (23)
21	11/30	96-137	@MIL	L	8-13	17,550	L1	Graham (24)	Hernandez (9)	C. Antetokounmpo (26)
22	12/2	104-109	PHX	L	8-14	11,221	L2	Williams (22)	Washington/Zeller (1)	Booker/Oubre (23)
23	12/4	106-91	CSW	W	9-14	14,435	W1	Graham (33)	Graham/Rozier (7)	Russell (18)
24	12/6	104-111	BKN	L	9-15	15,075	L1	Graham (29)	Rozier/Zeller (6)	Harris (22)
25	12/8	107-122	ATL	L	9-16	15,489	L2	Bridges/Washington (20)	Washington (8)	Young (30)
26	12/10	114-107	WAS	W	10-16	10,626	W1	Graham (29)	Biyombo (15)	Bertans (32)
27	12/11	113-108	@BKN	W	11-16	15,631	W2	Graham (40)	Kidd-Gilchrist/Rozier (7)	Dinwiddie (24)
28	12/13	83-73	@CHI	W	12-16	18,377	W3	Graham (16)	Washington/Zeller (10)	Arcidiacono/LaVine (12)
29	12/15	85-107	@IND	L	12-17	16,061	L1	Zeller (19)	Biyombo (17)	A. Holiday (23)
30	12/17	110-102	SAC	W	13-17	13,229	W1	Monk (23)	Biyombo (12)	Fox (19)
31	12/18	98-100	@CLE	L	13-18	17,023	L1	Rozier (35)	Zeller (9)	Sexton (23)
32	12/21	107-114	UTA	L	13-19	16,187	L2	Rozier (29)	Rozier (8)	Bogdanovic (26)
33	12/22	93-119	@BOS	L	13-20	19,156	L3	Graham-23	Bridges (6)	Tatum (39)
34	12/27	102-104 <sup>OT</sup>	OKC	L	13-21	18,418	L4	Rozier (26)	Biyombo (10)	Gilgeous-Alexander (27)
35	12/29	104-117	@MEM	L	13-22	16,842	L5	Monk (18)	Bridges (7)	Brooks (20)
36	12/31	92-109	BOS	L	13-23	19,216	L6	Washington (15)	Bridges (10)	Tatum (24)
37	1/2	109-106	@CLE	W	14-23	17,859	W1	Rozier (30)	Rozier (7)	Sexton (21)
38	1/4	123-120 <sup>OT</sup>	@DAL	W	15-23	20,327	W2	Rozier (29)	Biyombo (13)	Donic (39)
39	1/6	104-115	IND	L	15-24	13,009	L1	Washington (9)	Washington (9)	Warren (36)
40	1/8	110-112 <sup>OT</sup>	TOR	L	15-25	13,965	L2	Rozier (27)	Washington (12)	Davis/Ibaka (23)
41	1/10	92-109	@UTA	L	15-26	18,306	L3	Rozier (23)	Biyombo (9)	Clarkson (20)
42	1/12	92-100	@PHX	L	15-27	14,751	L4	Bacon (24)	Zeller (8)	Oubre (25)
43	1/13	112-115	@POR	L	15-28	19,111	L5	Graham (27)	Washington (11)	Lillard (30)
44	1/15	86-100	@DEN	L	15-29	19,520	L6	Rozier (20)	Bridges (8)	Porter (19)
45	1/20	83-106	ORL	L	15-30	16,133	L7	Monk (20)	Zeller (9)	Fournier (26)
46	1/24	103-116	MIL	L	15-31	15,758	L8	Monk (31)	Graham (7)	C. Antetokounmpo (30)
47	1/28	97-92	NYK	W	16-31	14,342	W1	Rozier (30)	Hernandez/Rozier/Zeller (10)	Randle (24)
48	1/30	107-112	@WAS	L	16-32	15,013	L1	Bridges (23)	Rozier (7)	Beal (34)
49	2/1	90-114	@SAS	L	16-33	18,615	L2	Bridges (25)	Zeller (12)	DeRozan (24)
50	2/3	100-112	ORL	L	16-34	12,337	L3	Rozier (18)	Bridges/Co. Martin (8)	Vucevic (22)
51	2/4	110-125	@HOU	L	16-35	18,055	L4	Bridges (10)	Bridges (15)	Harden (40)
52	2/8	100-116	DAL	L	16-36	19,370	L5	Graham (26)	Washington (9)	Curry (26)
53	2/10	87-76	@DET	W	17-36	13,941	W1	Bridges (18)	Zeller (10)	Maker (12)
54	2/12	115-108	@MIN	W	18-36	18,978	W2	Graham (28)	Biyombo (10)	Beasley (28)
55	2/20	103-93	@CHI	W	19-36	17,463	W3	Monk (25)	Bridges/Zeller (8)	Young (22)
56	2/22	86-115	BKN	L	19-37	19,079	L1	Washington (16)	McDaniels (9)	Luwawu-Cabarrot (21)
57	2/25	80-119	@IND	L	19-38	16,088	L2	Bridges (17)	Bridges/Co. Martin (6)	Sabonis (21)
58	2/26	107-101	NYK	W	20-38	13,152	W1	Rozier (26)	Co. Martin (9)	Randle (18)
59	2/28	99-96	@TOR	W	21-38	19,800	W2	Graham/Rozier (18)	Biyombo (11)	Siakam (24)
60	3/1	85-93	MIL	L	21-39	19,149	L1	Graham (17)	Hernandez (12)	C. Antetokounmpo (41)
61	3/3	103-104	SAS	L	21-40	12,008	L2	Rozier (20)	McDaniels (9)	Murray (21)
62	3/5	112-114	DEN	L	21-41	13,311	L3	Graham (24)	Bridges (9)	Murray (18)
63	3/7	108-99	HOU	W	22-41	19,159	W1	Rozier (24)	Hernandez (11)	Harden (30)
64	3/9	138-143 <sup>OT</sup>	@ATL	L	22-42	14,399	L1	Rozier (40)	Zeller (7)	Young (31)
65	3/11	109-98	@MIA	W	23-42	19,600	W1	Graham (30)	Zeller (11)	Nunn (24)



# HISTORY



## 2018-19 FINAL ROSTER

RECORD: 39-43

HOME: 25-16

ROAD: 14-27

OVERTIME: 1-4

NO.	PLAYERS	POS.	HT.	WT.	DOB	PRIOR TO NBA/FROM	YRS
7	Dwayne Bacon	G/F	6-7	221	08/30/95	Florida State/USA	1
5	Nicolas Batum	G/F	6-8	200	12/14/88	Le Mans/France	10
8	Bismack Biyombo	C	6-9	255	8/28/92	Baloncesto Fuenlabrada/DRC	7
0	Miles Bridges	F	6-7	225	3/21/98	Michigan State/USA	R
31	Joe Chealey*	G	6-3	190	11/1/95	Charleston/USA	R
4	Devonte' Graham	G	6-2	185	2/22/95	Kansas/USA	R
41	Willy Hernangomez	C	6-11	240	5/27/94	Cajasol Sevilla/Spain	3
44	Frank Kaminsky III	F/C	7-0	242	4/4/93	Wisconsin/USA	3
14	Michael Kidd-Gilchrist	F	6-7	232	9/26/93	Kentucky/USA	6
3	Jeremy Lamb	G	6-5	185	5/30/92	Connecticut/USA	6
6	Shelvin Mack	G	6-3	203	4/22/90	Butler/USA	7
55	JP Macura*	G	6-5	205	6/5/95	Xavier/USA	R
1	Malik Monk	G	6-3	200	2/4/98	Kentucky/USA	1
9	Tony Parker	G	6-2	185	5/17/82	Paris Racing/France	17
15	Kemba Walker	G	6-1	184	5/8/90	Connecticut/USA	7
2	Marvin Williams	F	6-9	237	06/19/86	North Carolina/USA	12
40	Cody Zeller	F/C	7-0	240	10/05/92	Indiana/USA	4

HEAD COACH: James Borrego (San Diego)

ASSISTANT COACHES: Jay Triano (Simon Fraser), Chad Iske (Kansas), Ronald Nored (Butler), Jay Hernandez (Hofstra), Dutch Gaitley (Temple), Nate Mitchell (Cumberlands)

HEAD ATHLETIC TRAINER: Joe Sharpe (Old Dominion)

ASSOCIATE HEAD ATHLETIC TRAINER: Quinton Sawyer (North Carolina)

STRENGTH & CONDITIONING COACH: Adam Linens (North Carolina)

ASSISTANT ATHLETIC TRAINERS: Aaron Karkow (Endicott)

PLAYER	G	GS	MIN	FIELD GOALS			3-POINT FG			FREE THROWS			REBOUNDS		PF	DQ	STL	TO	BLK	PTS	AVG		
				FG	FGA	PCT	FG	FGA	PCT	FT	FTA	PCT	OFF	DEF								TOT	AST
WALKER	82	82	2863	731	1684	.434	260	731	.356	380	450	.844	52	309	361	484	131	0	102	211	34	2102	25.6
LAMB	79	55	2250	431	979	.440	115	330	.348	231	260	.888	65	369	434	172	140	2	88	80	32	1208	15.3
ZELLER	49	47	1243	190	345	.551	6	22	.273	111	141	.787	110	223	333	102	164	6	38	62	4	497	10.1
WILLIAMS	75	75	2133	275	652	.422	140	382	.366	66	86	.767	76	331	407	92	156	2	71	47	61	756	10.1
BATUM	56	0	1003	213	463	.460	13	51	.255	91	124	.734	14	69	83	207	53	0	21	75	7	530	9.5
MONK	73	0	1258	227	586	.387	109	330	.330	90	102	.882	16	121	137	117	106	0	37	86	19	653	8.9
KAMINSKY	47	0	755	138	298	.463	50	139	.360	79	107	.738	39	124	163	63	68	0	12	41	12	405	8.6
MACK (TOT)	57	3	1247	163	403	.404	46	130	.354	58	84	.690	18	86	104	183	84	0	47	66	4	430	7.5
MACK (CHA)	4	0	42	2	14	.143	0	2	.000	5	9	.556	0	2	2	1	3	0	2	4	0	9	2.3
BRIDGES	80	25	1696	237	511	.464	65	200	.325	58	77	.753	67	256	323	95	111	0	55	50	49	597	7.5
BACON	43	13	759	122	257	.475	38	87	.437	34	46	.739	8	81	89	47	72	1	12	18	5	316	7.3
HERNANGOMEZ	58	3	812	153	295	.519	15	39	.385	100	144	.694	117	91	311	60	98	1	16	58	20	421	7.3
KIDD-GILCHRIST	64	3	1179	158	332	.476	16	47	.340	95	123	.772	88	158	246	61	156	2	32	43	39	427	6.7
GRAHAM	46	3	676	74	216	.343	34	121	.281	35	46	.761	10	53	63	121	48	1	23	30	2	217	4.7
BIYOMBO	54	32	783	89	156	.571	0	0	---	58	91	.637	81	166	247	33	103	1	11	34	41	236	4.4
MACURA	2	0	17	3	9	.333	0	4	.000	0	0	---	0	3	2	0	0	0	0	0	0	6	3.0
CHEALEY	1	0	8	1	3	.333	0	0	---	0	0	---	0	0	0	1	0	0	0	0	0	2	2.0
<b>HORNETS</b>	<b>82</b>	<b>-</b>	<b>19830</b>	<b>3297</b>	<b>7362</b>	<b>.448</b>	<b>977</b>	<b>2783</b>	<b>.351</b>	<b>1510</b>	<b>1895</b>	<b>.797</b>	<b>814</b>	<b>2778</b>	<b>3592</b>	<b>1905</b>	<b>1550</b>	<b>16</b>	<b>591</b>	<b>1001</b>	<b>405</b>	<b>9081</b>	<b>110.7</b>
<b>OPPONENTS</b>	<b>82</b>	<b>-</b>	<b>19830</b>	<b>3436</b>	<b>7311</b>	<b>.470</b>	<b>992</b>	<b>2748</b>	<b>.361</b>	<b>1307</b>	<b>1660</b>	<b>.787</b>	<b>825</b>	<b>2931</b>	<b>3756</b>	<b>2133</b>	<b>1686</b>	<b>7</b>	<b>565</b>	<b>1109</b>	<b>492</b>	<b>9171</b>	<b>111.8</b>



G	DATE	SCORE	OPP	W/L	RECORD	ATTEN.	STREAK	CHARLOTTE HIGH SCORER	CHARLOTTE HIGH REBOUNDER	OPPONENT HIGH SCORER
1	10/17	112-113	@MIL	L	0-1	17,889	L1	Walker (41)	Williams (9)	Antetokounmpo (25)
2	10/19	120-88	@ORL	W	1-1	17,668	L1	Walker (26)	Kidd-Gilchrist (9)	Ross (14)
3	10/20	113-112	@TOR	W	2-1	19,600	W2	Walker (39)	Zeller (8)	Waide (21)
4	10/22	109-124	@MIA	L	2-2	19,800	L1	Walker (26)	Walker (5)	Leonard (22)
5	10/24	110-112	@CHI	L	2-3	19,170	L2	Walker (23)	Williams (8)	Vine (32)
6	10/26	135-106	@HOU	W	3-3	15,220	W1	Walker (30)	Walker (30)	LaVine (20)
7	10/27	103-105	@PHI	W	4-4	20,203	L1	Walker (37)	Batum (8)	Embiid (27)
8	10/30	123-115	@MIA	W	4-4	14,117	W1	Perker (24)	Kidd-Gilchrist (9)	Waide (19)
9	11/1	107-111	@OKC	L	4-5	14,583	L1	Walker (21)	Lamb (9)	Westbrook (29)
10	11/3	126-94	CLE	W	5-5	16,221	W1	Lamb (19)	Lamb (8)	Smith (14)
11	11/6	114-101	ATL	W	6-5	13,955	W2	Walker (29)	Hernangomez (9)	Lin (19)
12	11/9	132-133*	@PHI	L	6-6	20,424	L1	Walker (30)	Kidd-Gilchrist (12)	Embiid (42)
13	11/11	113-103	@DET	W	7-6	15,133	W1	Walker (24)	Bridges (8)	Drummond/Bullock (23)
14	11/13	89-113	@CLE	L	7-7	19,432	L1	Lamb (22)	Lamb (6)	Clarkson (24)
15	11/17	119-122*	PHI	L	7-8	19,426	L2	Walker (60)	Lamb (10)	Embiid (33)
16	11/19	117-112	BOS	W	8-8	18,040	W1	Walker (43)	Batum (8)	Iring (27)
17	11/21	127-109	IND	W	9-8	15,913	W2	Lamb (21)	Lamb (7)	Bogdanovic (20)
18	11/23	104-109	@OKC	L	9-9	18,203	L1	Walker (25)	Batum (9)	Westbrook (30)
19	11/25	123-124	@MIL	L	9-10	12,977	L2	Walker (25)	Williams (13)	Collins (23)
20	11/26	110-107	MIA	W	10-10	13,805	W1	Monk (26)	Lamb (2)	Antetokounmpo (18)
21	11/28	108-94	ATL	W	11-10	12,971	W2	Lamb (22)	Batum (6)	Young (20)
22	11/30	111-119	UTA	L	11-11	15,812	L1	Walker (24)	Williams (11)	Mitchell (30)
23	12/2	109-119	NOP	L	11-12	15,336	L2	Kaminsky (19)	Bridges (8)	Davis (36)
24	12/5	104-121	@MIN	L	11-13	11,248	L3	Lamb (18)	Lamb (11)	Towns (56)
25	12/7	113-107	@DEN	W	12-13	13,755	W1	Walker (21)	Williams (10)	Murray (20)
26	12/9	119-107	@NYK	W	13-13	18,602	W2	Walker (25)	Zeller (7)	Knox (26)
27	12/12	108-107	DET	W	14-13	13,997	W3	Walker (31)	Williams (10)	Griffin (25)
28	12/14	124-126*	NYK	L	14-14	17,622	L1	Zeller (21)	Zeller (15)	Muday (34)
29	12/15	100-128	LAL	L	14-15	19,641	L2	Monk (19)	Zeller (7)	James (24)
30	12/19	110-99	CLE	W	15-15	15,179	W1	Walker (30)	Lamb (12)	Clarkson (20)
31	12/21	98-86	DET	W	16-15	15,812	W2	Williams (24)	Zeller (8)	Griffin (23)
32	12/23	103-119	@BOS	L	16-16	18,624	L1	Walker (21)	Hernangomez (10)	Iring (37)
33	12/26	132-134**	@BRK	L	16-17	14,309	L2	Walker (35)	Williams (12)	Dirwiddle (27)
34	12/28	100-87	BRK	W	17-17	19,411	W1	Walker (29)	Zeller (10)	Russell (33)
35	12/29	126-130	@WAS	L	17-18	17,917	L1	Walker (47)	Zeller (9)	Ariza (24)
36	12/31	125-100	ORL	W	18-18	14,694	W1	Walker (24)	Hernangomez (8)	Gordon (14)
37	1/5	84-122	DAL	L	18-19	16,955	L1	Walker (11)	Hernangomez (10)	Doncic/Smith (18)
38	1/5	110-123	@DEN	L	18-20	19,861	L2	Walker (20)	Biyombo (12)	Jarvis (39)
39	1/6	119-113	@PHO	W	19-20	13,110	W1	Walker (29)	Hernangomez (9)	Warren (23)
40	1/8	109-128	@LAC	L	19-21	15,275	L1	Monk (24)	Williams (7)	Warren (27)
41	1/11	96-127	@POR	L	19-22	19,393	L2	Walker (18)	Hernangomez (8)	McCollum (30)
42	1/12	97-104	@SAC	L	19-23	17,853	L3	Walker (31)	Biyombo (10)	Bogdanovic (22)
43	1/14	108-93	@SAS	W	20-23	18,354	W1	Walker (33)	Lamb (7)	Aldridge (28)
44	1/17	114-95	SAC	W	21-23	15,431	W2	Walker (23)	Hernangomez (16)	Hield (24)
45	1/19	135-115	PHO	W	22-23	19,278	W3	Walker (21)	Biyombo (13)	Booker (32)
46	1/20	95-120	@IND	L	22-24	15,015	L1	Walker (23)	Biyombo (11)	Oldroyd (31)
47	1/23	118-107	@MEM	W	23-24	12,863	W1	Walker (22)	Biyombo (10)	Conley (31)
48	1/25	99-108	@MIL	L	23-25	17,803	L1	Batum (19)	Williams (8)	Antetokounmpo (34)
49	1/28	101-92	NYK	W	24-25	13,963	W1	Lamb (15)	Hernangomez (10)	Knox (19)
50	1/30	94-126	@BOS	L	24-26	18,624	L1	Walker (21)	Lamb (5)	Brown (24)
51	2/1	100-92	MEM	W	25-26	15,387	W1	Walker (23)	Batum (10)	Mack (19)
52	2/2	125-118	CHI	W	26-26	19,114	W2	Walker (37)	Lamb (9)	Portis (33)
53	2/5	115-117	LAL	L	26-27	14,300	L1	Walker (32)	Zeller (11)	Harris (34)
54	2/6	93-99	@DAL	L	26-28	19,606	L2	Walker (30)	Zeller (15)	Doncic (19)
55	2/9	129-120	@ATL	W	27-28	15,048	W1	Walker (37)	Williams (8)	Collins (21)
56	2/11	90-99	@IND	L	27-29	15,734	L1	Walker (34)	Walker (11)	Turner (18)
57	2/14	89-127	@ORL	L	27-30	18,846	L2	Monk (15)	Williams (8)	Ross (21)
58	2/22	123-110	WAS	W	28-30	15,572	W1	Walker (27)	Williams (9)	Beal (43)
59	2/23	123-117	BRK	W	28-31	19,158	L1	Walker (32)	Zeller (11)	Russell (40)
60	2/25	110-121	GSW	L	28-32	19,418	L1	Zeller (28)	Zeller (9)	Thompson (26)
61	2/27	113-118	HOU	L	28-33	17,903	L3	Walker (35)	Lamb (14)	Harden (30)
62	3/1	123-112	@BRK	W	29-33	15,578	W1	Walker (25)	Zeller (9)	Russell (22)
63	3/3	108-118	POR	L	29-34	18,355	L1	Lamb (23)	Biyombo (9)	Hood (27)
64	3/6	84-91	MIA	L	29-35	18,137	L2	Kaminsky (20)	Zeller (10)	Olynyk (22)
65	3/8	112-111	WAS	W	30-35	18,144	W1	Williams (20)	Lamb (10)	Portis (23)
66	3/9	114-131	@MIL	L	30-36	17,996	L1	Walker (25)	Batum (8)	Antetokounmpo (26)
67	3/11	106-118	@HOU	L	30-37	18,055	L2	Walker (40)	Walker (10)	Harden (28)
68	3/15	116-110	@WAS	W	31-37	19,520	W1	Walker (28)	Lamb (8)	Beal (40)
69	3/17	75-93	@PHI	L	31-38	19,600	L1	Lamb (21)	Kaminsky (7)	Dragic (19)
70	3/19	114-118	PHI	L	31-39	16,411	L2	Lamb (26)	Lamb (11)	Simmons (28)
71	3/21	113-106	MIL	W	32-39	15,576	W1	Walker (31)	Bridges (12)	Towns (21)
72	3/23	124-117	BOS	W	33-39	19,438	W2	Walker (36)	Walker (11)	Iring (31)
73	3/24	115-114	@TOR	W	34-39	19,800	W3	Bacon (20)	Hernangomez (10)	Leonard (28)
74	3/26	115-116*	@SAS	W	35-39	14,227	W4	Walker (38)	Kaminsky (10)	DeRozan (30)
75	3/29	115-129	@LAL	L	35-40	18,997	L1	Walker (26)	Biyombo (9)	James (27)
76	3/31	90-137	@GSW	L	35-41	19,596	L2	Hernangomez (22)	Hernangomez (5)	Curry (25)
77	4/1	102-111	@UTA	L	35-42	18,306	L3	Walker (47)	Hernangomez (6)	Mitchell (25)
78	4/3	115(09)	@NOP	W	36-42	16,844	W1	Walker (32)	Biyombo (9)	Randle (34)
79	4/5	113-111	TOR	W	37-42	18,684	W2	Walker (29)	Kaminsky (15)	Leonard (29)
80	4/7	104-91	@DET	W	38-42	19,871	W3	Walker (31)	Biyombo (9)	Smith (20)
81	4/9	124-97	CLE	W	39-42	19,432	W4	Walker (23)	Bridges (7)	Sexton (18)
82	4/10	114-122	ORL	L	39-43	17,719	L1	Walker (43)	Lamb (8)	Ross (35)

# HISTORY



## 2017-18 FINAL ROSTER

RECORD: 36-46

HOME: 21-20

ROAD: 15-26

OVERTIME: 2-2

NO.	PLAYERS	POS.	HT.	WT.	DOB	PRIOR TO NBA/FROM	YRS
7	Dwayne Bacon	G/F	6-7	221	08/30/95	Florida State/USA	R
5	Nicolas Batum	G/F	6-8	200	12/14/88	Le Mans/France	9
10	Michael Carter-Williams	G	6-6	190	10/10/91	Syracuse/USA	4
21	Treveon Graham	G/F	6-5	219	10/28/93	Virginia Commonwealth/USA	1
41	Willy Hernangomez	C	6-11	240	05/27/94	Cajasol Sevilla/Spain	1
12	Dwight Howard	C	6-11	265	12/08/85	SJ Atlanta Christian Academy/USA	13
44	Frank Kaminsky III	F/C	7-0	242	04/04/93	Wisconsin/USA	2
14	Michael Kidd-Gilchrist	F	6-7	232	09/26/93	Kentucky/USA	5
3	Jeremy Lamb	G	6-5	185	05/30/92	Connecticut/USA	5
9	Mangok Mathiang*	F/C	6-10	230	10/08/92	Louisville/Sudan	R
1	Malik Monk	G	6-3	200	02/04/98	Kentucky/USA	R
4	Marcus Paige*	G	6-0	164	09/11/93	North Carolina/USA	R
32	Julian Stone	G	6-6	200	12/07/88	Texas-El Paso/USA	3
15	Kemba Walker	G	6-1	184	05/08/90	Connecticut/USA	6
2	Marvin Williams	F	6-9	237	06/19/86	North Carolina/USA	12
40	Cody Zeller	F/C	7-0	240	10/05/92	Indiana/USA	4

HEAD COACH: Steve Clifford (Maine-Farmington)

ASSOCIATE HEAD COACH: Stephen Silas (Brown)

ASSISTANT COACHES: Pat Delany (Saint Anselm), Steve Hettel (Michigan State), Mike Batiste (Arizona State), Eddie Jordan (Rutgers), Bruce Kreuzer (SUNY-New Paltz)

HEAD ATHLETIC TRAINER: Steve Stricker (Iowa State)

STRENGTH & CONDITIONING COACH: Matt Fria (Ithaca)

ASSISTANT ATHLETIC TRAINERS: Dennis Williams (South Carolina), Aaron Karkow (Endicott)

PLAYER	G	GS	MIN	FG	FGA	PCT	FG	FGA	PCT	FT	FTA	OP	DEF	TOT	AST	PF	QD	STL	TOBLK	PTS	AVG		
Walker	80	80	2736	588	1363	.431	231	601	.384	363	420	.864	32	216	248	444	98	0	91	179	24	1770	22.1
Howard	81	81	2463	506	911	.555	1	7	.143	334	582	.574	255	757	1012	105	249	2	48	208	131	1347	16.6
Lamb	80	18	1967	380	832	.457	94	254	.370	179	208	.861	49	275	324	186	138	0	61	93	32	1033	12.9
Batum	64	64	1981	270	650	.415	92	274	.336	108	130	.831	57	249	306	349	72	0	65	131	23	740	11.6
Kaminsky	79	4	1835	307	716	.429	104	274	.380	155	194	.799	46	242	288	129	95	0	36	66	19	873	11.1
Williams	78	78	2006	258	563	.458	126	305	.413	102	123	.829	74	296	370	96	116	1	56	66	38	744	9.5
Kidd-Gilchrist	74	74	1850	282	560	.504	0	2	.000	117	171	.684	84	218	302	71	143	0	51	53	32	681	9.2
Zeller	33	0	627	85	156	.545	2	3	.667	61	85	.718	67	110	177	31	81	1	14	33	21	233	7.1
Monk	63	0	853	153	425	.360	83	243	.342	32	38	.842	8	58	66	91	60	0	20	49	9	421	6.7
Hernangomez (TOT)	48	1	494	91	164	.555	5	12	.417	59	90	.656	60	122	182	33	64	0	18	34	16	246	5.1
Hernangomez (CHA)	22	1	262	42	83	.506	4	7	.571	47	62	.758	38	77	115	12	32	0	10	8	9	135	6.1
O'Bryant	36	0	379	68	171	.398	14	43	.326	21	25	.840	29	64	93	14	45	0	9	15	6	171	4.8
Carter-Williams	52	2	835	76	229	.332	14	59	.237	73	89	.320	37	101	138	116	99	0	44	52	23	239	4.6
Graham	63	2	1049	96	221	.434	40	97	.412	41	59	.695	42	79	121	59	109	1	33	27	2	273	4.3
Bacon	53	6	713	72	192	.375	11	43	.256	20	25	.800	4	120	124	38	46	0	16	23	2	175	3.3
Paige	5	0	28	4	14	.286	2	8	.250	2	2	1.000	0	4	4	3	0	0	0	0	0	12	2.4
Mathiang	4	0	20	4	7	.571	0	0	---	0	1	.000	3	7	10	0	5	0	1	0	0	8	2.0
Stone	23	0	175	6	13	.462	6	13	.462	1	2	.500	1	28	29	26	21	0	4	7	2	19	0.8
HORNETS	82		19780	3197	7106	.450	824	2233	.369	1656	2216	.747	826	2901	3727	1770	1409	5	559	1040	373	8874	108.2
OPPONENTS	82		19780	3370	7199	.468	926	2467	.375	1187	1494	.795	691	2892	3583	2029	1839	9	541	1112	404	8853	108.0

G	DATE	SCORE	OPP	W/L	RECORD	ATTEN.	STREAK	CHARLOTTE HIGH SCORER	CHARLOTTE HIGH REBOUNDER	OPPONENT HIGH SCORER
1	10/18	90-102	@DET	L	0-1	20,491	L1	Walker (24)	Howard (15)	Harris (27)
2	10/20	109-91	@ATL	W	1-1	18,417	W1	Walker (26)	Howard (15)	Schroder (25)
3	10/23	93-104	@DEN	L	1-2	12,887	L1	Kaminsky (18)	Howard (22)	Antetokounmpo (32)
4	10/25	110-93	ATL	W	2-2	14,253	W1	Kaminsky (20)	Howard (20)	Harris/Jokic (18)
5	10/27	93-100	HOU	L	2-3	17,353	W1	Walker (26)	Howard (16)	Simmons (27)
6	10/29	120-113	ORL	W	3-3	15,531	W1	Walker (34)	Williams (11)	Simmons (27)
7	10/30	104-99	@MEM	W	5-3	15,771	W2	Walker (27)	Lamb/Williams/Zeller (8)	Evans (19)
8	11/1	126-121	MIL	W	5-3	15,655	W3	Walker (26)	Howard (11)	Middleton (43)
9	11/3	101-108	@SAS	L	5-4	18,418	L1	Lamb (27)	Howard (15)	Forbes (22)
10	11/5	94-112	@MIN	L	5-4	14,124	L2	Zeller (16)	Zeller (11)	Wiggins (20)
11	11/7	113-118	@NYK	L	5-6	18,704	L3	Monk/Howard/Walker (21)	Howard (9)	Porzingis (28)
12	11/10	87-90	@BOS	L	5-7	18,624	L4	Walker (20)	Howard (11)	Larkin/Tatum (16)
13	11/15	107-115	CLE	L	5-8	19,427	L5	Kidd-Gilchrist (22)	Kidd-Gilchrist/Kaminsky (6)	James (31)
14	11/17	120-123	@CHI	L	5-9	20,493	L6	Walker (47)	Howard (9)	Holiday (27)
15	11/18	102-87	LAC	W	6-9	17,640	W1	Walker (26)	Howard (16)	L. Williams (25)
16	11/20	118-102	MIN	W	7-9	15,978	W2	Howard (25)	Howard (20)	Crawford (19)
17	11/22	129-124*	WAS	W	8-9	16,041	W3	Howard (26)	Howard (15)	Wall (31)
18	11/24	100-99	@CLE	L	8-10	20,562	L1	Howard (20)	Howard (15)	James (27)
19	11/25	86-106	SAS	L	8-11	18,597	L2	Walker (18)	Howard (11)	Aldridge/Gasol (17)
20	11/29	113-126	@TOR	L	8-12	19,800	L3	Howard (22)	Howard (10)	Lowry (36)
21	12/1	100-105	@MIA	L	8-13	19,600	L4	Williams (16)	Howard (9)	Richardson (27)
22	12/4	104-94	ORL	W	9-13	14,419	W1	Walker (29)	Batum (11)	Fournier (18)
23	12/6	87-101	CHI	L	9-14	19,334	L1	Walker (24)	Zeller (8)	Durant (35)
24	12/8	111-119*	GSW	L	9-15	14,077	L2	Howard (25)	Howard (20)	Markkanen (24)
25	12/9	99-110	LAL	L	9-16	19,320	L3	Walker (23)	Howard (12)	Clerkson (22)
26	12/11	116-103	@OKC	W	10-16	18,203	W1	Howard (23)	Williams/Howard (7)	Westbrook (30)
27	12/13	96-108	@HOU	L	10-17	16,509	L1	Howard (26)	Howard (18)	Paul (31)
28	12/15	98-104	MIA	L	10-18	15,465	L2	Walker (29)	Howard (16)	T. Johnson/Ellington (16)
29	12/16	91-93	POR	L	10-19	16,687	L3	Batum (23)	Howard (15)	McCollum (25)
30	12/18	109-91	NYK	W	11-19	15,386	W1	Kaminsky (24)	Kidd-Gilchrist/Howard (10)	Bessley (25)
31	12/20	111-129	TOR	L	11-20	15,023	L1	Lamb (32)	Howard (9)	DeRozan (28)
32	12/22	104-109	@MIL	L	11-21	17,018	L2	Walker (32)	Williams (10)	Middleton (31)
33	12/23	111-106	MIL	W	12-21	18,363	W1	Howard (21)	Howard (16)	Middleton (31)
34	12/27	91-102	@BOS	L	12-22	19,611	L1	Walker (24)	Howard (17)	Iving (21)
35	12/29	111-100	@GSW	W	13-22	19,596	W1	Howard (29)	Howard (15)	Durant (27)
36	12/31	106-98	@LAC	L	13-23	17,348	L1	Walker (30)	Howard (10)	L. Williams (40)
37	1/2	131-111	@SAC	W	14-23	17,583	W1	Batum (21)	Howard (8)	Randolph (24)
38	1/5	108-94	@LAL	W	15-23	18,997	W2	Walker (19)	Howard (10)	Ingram (22)
39	1/10	115-111	DAL	L	15-24	14,462	L1	Walker (41)	Howard (12)	Barnes (25)
40	1/12	99-88	UTA	W	16-24	14,848	W1	Walker (22)	Howard (15)	Mitchell (35)
41	1/15	91-101	OKC	L	16-25	19,624	L1	Walker (19)	Howard (17)	Westbrook (25)
42	1/15	118-107	@DET	W	17-25	17,200	W1	Howard/Williams (21)	Howard (17)	Harris/Bullock (20)
43	1/17	133-109	WAS	W	18-25	11,528	W2	Kidd-Gilchrist (21)	Howard (15)	Beal (26)
44	1/20	105-106	MIA	L	18-26	18,667	L1	Batum (26)	Howard (15)	Ellington (26)
45	1/22	112-107	SAC	W	19-26	11,806	W1	Walker (26)	Howard (16)	Labissiere (23)
46	1/24	96-101	NOP	L	19-27	14,588	L1	Howard (22)	Howard (16)	Holiday/Davis (19)
47	1/26	121-110	ATL	W	20-27	15,479	W1	Walker (30)	Howard (15)	Bazemore (19)
48	1/27	91-96	@MIL	L	20-28	19,600	L1	Walker (30)	Howard (16)	Richardson (26)
49	1/29	96-105	@IND	L	20-29	14,225	L2	Walker (23)	Howard (11)	Oladipo (19)
50	1/31	123-110	@ATL	W	21-29	13,103	W1	Walker (38)	Howard (12)	Bazemore (35)
51	2/2	133-126	IND	W	22-29	17,135	W2	Walker (41)	Howard (11)	Oladipo (35)
52	2/4	115-110	@PHX	W	23-29	14,487	W3	Batum (22)	Howard (14)	Jackson (23)
53	2/5	104-121	@DEN	L	23-30	14,410	L1	Walker (40)	Zeller (10)	Harris (27)
54	2/8	109-103*	@POR	L	23-31	19,178	L2	Walker (40)	Howard (15)	Nurkic (24)
55	2/9	94-106	@UTA	L	23-32	18,306	L3	Walker (19)	Howard (9)	Mitchell (25)
56	2/11	103-123	TOR	L	23-33	18,320	L4	Walker (23)	Howard (15)	DeRozan (25)
57	2/14	104-102	@ORL	W	24-33	18,428	W1	Howard (22)	Howard (15)	Hezonja (21)
58	2/22	111-96	BKN	W	25-33	14,112	W2	Walker (31)	Howard (24)	Cunningham (22)
59	2/23	122-105	@WAS	W	26-33	17,824	W3	Walker (24)	Walker (7)	Beal (33)
60	2/25	114-98	DET	W	27-33	17,894	W4	Howard/Walker (17)	Howard (12)	Griffin (20)
61	2/27	118-103	CHI	W	28-33	14,521	W5	Walker (31)	Batum (7)	LaVine (21)
62	2/28	106-134	@BOS	L	28-34	18,624	L1	Walker (23)	Williams (9)	Iring (34)
63	3/2	99-110	@PHI	L	28-35	20,487	L2	Walker (31)	Batum (5)	Embiid (32)
64	3/4	103-98	@TOR	L	28-36	19,800	L3	Howard (27)	Howard (10)	DeRozan (19)
65	3/6	114-128	PHI	L	28-37	15,600	L4	Howard (30)	Howard (6)	Covington (22)
66	3/8	125-111	BKN	L	28-38	14,173	L5	Walker (21)	Howard (7)	Crabbe (29)
67	3/10	122-115	PHX	W	29-38	19,336	W1	Howard (30)	Batum/Howard (12)	Daniels (17)
68	3/13	115-119	@NOP	L	29-39	15,507	L1	Howard/Walker (22)	Howard (11)	Davis (31)
69	3/15	129-117	@ATL	W	30-39	14,486	W1	Howard (33)	Howard (12)	Prince (22)
70	3/17	101-124	@NYK	L	30-40	17,760	L1	Bacon (15)	Howard (13)	Hardaway (25)
71	3/19	94-108	@PHI	L	30-41	20,530	L2	Walker (24)	Lamb/Walker (8)	Embiid (25)
72	3/21	111-105	@BKN	W	31-41	10,231	W1	Howard (32)	Howard (30)	Russell (18)
73	3/22	140-73	MEM	W	32-41	15,033	W2	Walker (46)	Hernangomez (32)	Seldon (18)
74	3/24	102-98	@DAL	W	33-41	20,085	W3	Walker (26)	Howard (23)	Smith (21)
75	3/26	137-128*	NYK	W	34-41	14,487	W4	Walker (31)	Howard (15)	Burke (42)
76	3/28	105-118	CLE	L	34-42	19,474	L1	Walker (21)	Howard (10)	James (41)
77	3/31	93-107	@WAS	L	34-43	19,071	L2	Howard (22)	Howard (15)	Porter (26)
78	4/1	102-119	PHI	L	34-44	17,005	L3	Monk/Kidd-Gilchrist (16)	Hernangomez (11)	Belinelli (22)
79	4/3	114-120	@CHI	L	34-45	20,139	L4	Howard (23)	Howard (17)	Markkanen (24)
80	4/6	137-107	@ORL	W	35-45	17,018	W1	Monk (26)	Howard (12)	Augustin (30)
81	4/8	117-123	IND	L	35-46	16,629	L1	Monk (22)	Howard (12)	Sabonis (19)
82	4/10	119-93	@IND	W	36-46	17,331	W1	Kaminsky (24)	Howard (17)	Robinson/Leaf/Collison (13)

# HISTORY



## 2016-17 FINAL ROSTER

RECORD: 36-46

HOME: 22-19

ROAD: 14-27

OVERTIME: 0-6

NO.	PLAYER	POS.	HT.	WT.	BIRTHDATE	PRIOR TO NBA/FROM	YRS
5	Nicolas Batum	G/F	6-8	200	12/14/88	Le Mans (France)/France	8
21	Marco Belinelli	G/F	6-5	210	3/25/86	Fortitudo Bologna (Italy)/Italy	9
12	Treveon Graham	G/F	6-5	219	10/28/93	Virginia Commonwealth/USA	R
44	Frank Kaminsky	F/C	7-0	242	4/4/93	Wisconsin/USA	1
14	Michael Kidd-Gilchrist	F	6-7	232	9/26/93	Kentucky/USA	4
3	Jeremy Lamb	G	6-5	185	5/30/92	Connecticut/USA	4
8	Johnny O'Bryant	F	6-9	257	6/1/93	Louisiana State/USA	2
18	Miles Plumlee	C	6-11	249	9/1/88	Duke/USA	4
22	Brian Roberts	G	6-1	173	12/3/85	Dayton/USA	4
7	Ramon Sessions	G	6-3	190	4/11/86	Nevada/USA	9
15	Kemba Walker	G	6-1	184	5/8/90	Connecticut/USA	5
0	Briante Weber	G	6-2	165	12/29/92	Virginia Commonwealth/USA	1
2	Marvin Williams	F	6-9	237	6/19/86	North Carolina/USA	11
35	Christian Wood	F	6-11	220	9/27/95	UNLV/USA	1
40	Cody Zeller	F/C	7-0	240	10/5/92	Indiana/USA	3

**HEAD COACH:** Steve Clifford (Maine-Farmington)

**ASSOCIATE HEAD COACH:** Patrick Ewing (Georgetown)

**ASSISTANT COACHES:** Stephen Silas (Brown), Pat Delany (Saint Anselm),

Bob Weiss (Penn State), Steve Hetzler (Michigan State),

Bruce Kreutzer (SUNY-New Paltz)

**HEAD ATHLETIC TRAINER:** Steve Stricker (Iowa State)

**STRENGTH & CONDITIONING COACH:** Matt Friia (Ithaca)

**ASSISTANT ATHLETIC TRAINER:** Dennis Williams (South Carolina)

**EQUIPMENT MANAGER:** Jason Rivera

PLAYER	G	GS	MIN	FG	FGA	PCT	FG	FGA	PCT	FT	FTA	PCT	OFF	DEF	TOT	AST	PF	DQ	STL	TO	BLK	PTS	AVG
Walker	79	79	2739	643	1449	.444	240	620	.399	304	359	.847	45	263	308	434	119	0	85	168	22	1830	23.2
Batum	77	77	2617	393	975	.403	135	405	.333	243	284	.856	46	435	481	456	109	0	86	194	29	1164	15.1
Kaminsky	75	16	1954	320	802	.399	116	354	.328	118	156	.756	57	279	336	162	139	2	46	76	34	874	11.7
Williams	76	76	2296	297	704	.422	124	354	.350	131	150	.873	89	411	500	106	134	0	58	60	53	849	11.2
Belinelli	74	0	1778	264	615	.429	102	283	.360	150	168	.893	14	164	178	147	90	0	44	70	9	780	10.5
Zeller	62	58	1725	253	443	.571	0	1	.000	133	196	.679	135	270	405	99	189	2	62	65	58	639	10.3
Lamb	62	5	1143	226	491	.460	41	146	.281	110	129	.853	30	234	264	75	98	0	27	40	23	603	9.7
Kidd-Gilchrist	81	81	2348	295	618	.477	1	9	.111	152	194	.784	156	409	565	114	187	2	81	56	77	743	9.2
Hawes	35	1	626	104	218	.477	16	55	.291	30	34	.882	32	114	146	62	61	1	13	40	26	254	7.3
Sessions	50	1	811	100	263	.380	21	62	.339	91	118	.771	11	62	73	129	43	0	27	46	3	312	6.2
Hibbert	42	13	671	78	144	.542	0	0	---	61	75	.813	53	97	150	20	97	0	8	31	44	217	5.2
Roberts	41	2	416	46	122	.377	17	44	.386	33	39	.846	5	34	39	52	18	0	9	26	1	142	3.5
O'Bryant (TOT)	11	0	81	15	30	.500	3	6	.500	5	6	.833	9	10	19	6	10	0	0	6	1	38	3.5
O'Bryant (CHA)	4	0	34	8	15	.533	1	3	.333	1	2	.500	4	4	8	4	6	0	0	3	0	18	4.5
Weber (TOT)	20	0	205	25	60	.417	1	10	.100	11	16	.688	8	18	26	21	16	0	12	8	1	62	3.1
Weber (CHA)	13	0	159	20	46	.432	0	7	.143	9	13	.692	8	14	22	16	12	0	9	5	0	50	3.8
Wood	13	0	107	12	23	.522	0	5	.000	11	15	.733	14	15	29	2	11	0	3	7	6	35	2.7
Plumlee (TOT)	45	12	485	44	92	.478	0	0	---	25	39	.641	38	57	95	21	73	0	18	30	13	113	2.5
Plumlee (CHA)	13	0	174	14	24	.583	0	0	---	3	4	.750	15	27	42	3	25	0	7	8	4	31	2.4
Graham	27	1	189	19	40	.475	9	15	.600	10	15	.667	5	17	22	6	18	0	6	3	1	57	2.1
Tobey	2	0	25	1	4	.250	0	0	---	0	0	---	2	1	3	1	2	0	1	0	2	1.0	
Harrison	5	0	17	0	4	.000	0	2	.000	1	2	.500	0	3	3	2	0	0	0	0	0	1	0.2
HORNETS	82	-	19830	3093	7000	.442	824	2347	.351	1591	1953	.815	721	2853	3574	1891	1360	7	571	942	390	8601	104.9
OPPONENTS	82	-	19830	3237	7092	.456	950	2576	.369	1161	1496	.776	732	2909	3641	2012	1631	6	539	1071	450	8585	104.7

G	DATE	SCORE	OPP	W/L	RECORD	ATTEN.	STREAK	CHARLOTTE HIGH SCORER	CHARLOTTE HIGH REBOUNDER	OPPONENTS HIGH SCORER
1	10/26	107-96	@MIL	W	1-0	18,717	W1	Kidd-Gilchrist (23)	Kidd-Gilchrist (14)	Antetokounmpo (31)
2	10/28	97-91	@MIA	W	2-0	19,600	W2	Walker (24)	Williams (11)	Whiteside (20)
3	10/29	98-104	BOS	L	2-1	18,708	L1	Walker (29)	Zeller (9)	Bradley (31)
4	11/2	109-93	PHI	W	3-1	15,275	W1	Walker (22)	Kidd-Gilchrist (13)	Saric (14)
5	11/4	99-95	@BKN	W	4-1	15,775	W2	Walker (30)	Batum (9)	Kilpatrick (19)
6	11/7	122-100	IND	W	5-1	16,880	W3	Walker (24)	Hawes (13)	Miles (23)
7	11/9	104-98	TOR	W	6-1	15,712	W4	Walker (21)	Kidd-Gilchrist (9)	Hayward (29)
8	11/11	111-113	UTA	L	6-2	18,107	L1	Walker (40)	Williams (13)	DeRozan (34)
9	11/13	93-100	@CLE	L	6-3	20,562	L2	Walker (21)	Kidd-Gilchrist (10)	Frye (20)
10	11/15	115-108	@MIN	W	7-3	10,349	W1	Walker (30)	Zeller (9)	Wiggins (29)
11	11/18	100-96	@ATL	W	8-3	17,989	W2	Batum (24)	Williams (11)	Millsap (22)
12	11/19	116-121*	@NOP	L	8-4	15,739	L1	Walker (23)	Kidd-Gilchrist (13)	Davis (38)
13	11/21	90-105	MEM	L	8-5	14,181	L2	Kaminsky (23)	Kidd-Gilchrist/Hawes (10)	Conley (31)
14	11/23	114-119	SAS	L	8-6	18,515	L3	Walker (26)	Walker (9)	Leonard (30)
15	11/25	111-113*	@NYK	L	8-7	19,812	L4	Belinelli (19)	Batum/Kaminsky (9)	Anthony (35)
16	11/26	107-102	NYK	W	9-7	19,195	W1	Walker (28)	Walker (28)	Porzingis (25)
17	11/28	104-85	@MEM	W	10-7	13,143	W2	Lamb/Walker (21)	Lamb (17)	Casoli (19)
18	11/29	89-112	DET	L	10-8	14,266	L1	Walker (23)	Batum (11)	Harris (24)
19	12/1	97-87	DAL	W	11-8	14,471	W1	Walker (18)	Batum (9)	Barnes (17)
20	12/3	120-125*	MIN	L	11-9	16,982	L1	Walker (22)	Kaminsky/Zeller (9)	Wiggins (29)
21	12/5	109-101	@DAL	W	12-9	19,228	W1	Walker (19)	Batum (14)	Barnes (29)
22	12/7	87-77	DET	W	13-9	15,141	W2	Walker (25)	Batum (15)	Drummond (26)
23	12/9	109-88	ORL	W	14-9	15,707	W3	Batum/Kidd-Gilchrist (16)	Batum/Kaminsky (9)	Fournier (14)
24	12/10	105-116	@CLE	L	14-10	20,562	L1	Walker (24)	Zeller (9)	James (44)
25	12/12	94-110	@IND	L	14-11	14,138	L2	Belinelli (14)	Batum/Kidd-Gilchrist (10)	George/Turner (22)
26	12/14	106-109	@BOS	L	14-12	13,447	L3	Batum (20)	Hibbert/Walker (6)	Wall (25)
27	12/16	88-96	@WAS	L	14-13	18,624	L4	Batum (22)	Batum/Zeller (10)	Thomas (26)
28	12/17	107-99	@ATL	W	15-13	17,918	W1	Belinelli/Williams (19)	Zeller (11)	Hardaway Jr. (21)
29	12/20	117-113	LAL	W	16-13	19,093	W2	Walker (28)	Kidd-Gilchrist (11)	Clarkson (25)
30	12/23	103-91	CHI	W	17-13	19,249	W3	Batum/Walker (20)	Batum (11)	Butler (26)
31	12/26	118-120	BKN	L	17-14	17,732	L1	Batum (24)	Kidd-Gilchrist (10)	Bogdanovic (26)
32	12/28	120-101	@MIA	W	18-14	18,273	W1	Walker (21)	Batum (9)	Vucevic (21)
33	12/29	91-82	ORL	W	19-14	19,471	W2	Walker (22)	Batum (13)	Richardson (20)
34	12/31	109-121	CLE	L	19-15	19,519	L1	Walker (37)	Kidd-Gilchrist (8)	James (32)
35	1/2	111-118	@CHI	L	19-16	21,612	L2	Walker (34)	Walker (9)	Butler (52)
36	1/4	123-112	OKC	W	20-16	13,723	W1	Batum (28)	Kidd-Gilchrist (11)	Westbrook (33)
37	1/5	114-115	@DET	L	20-17	13,723	L1	Walker (32)	Walker (9)	Harris (25)
38	1/7	85-102	@SAS	L	20-18	18,418	L2	Walker (18)	Kidd-Gilchrist/Zeller (9)	Bertans (21)
39	1/10	114-121	@HOU	L	20-19	16,196	L3	Williams (8)	Williams (8)	Harden (40)
40	1/13	93-102	@PHI	L	20-20	18,215	L4	Batum (19)	Kidd-Gilchrist (12)	Embiid (24)
41	1/16	98-108	@BOS	L	20-21	18,624	L5	Batum (24)	Batum (10)	Thomas (35)
42	1/18	107-85	POR	W	21-21	15,451	W1	Walker (23)	Zeller (10)	Lillard (21)
43	1/20	113-78	TOR	W	22-21	18,378	W2	Walker (32)	Kidd-Gilchrist (11)	Lowry (24)
44	1/21	122-105	BKN	W	23-21	18,583	W3	Sessions/Kidd-Gilchrist (17)	Kidd-Gilchrist (14)	Lopez (24)
45	1/23	99-109	WAS	L	23-22	15,285	L1	Walker (21)	Zeller (9)	Wall (24)
46	1/25	103-113	GSW	L	23-23	19,639	L2	Walker (26)	Hawes (13)	Durant (33)
47	1/27	107-110	@NYK	L	23-24	19,812	L3	Walker (31)	Batum (11)	Anthony/Porzingis (18)
48	1/28	106-109	SAC	L	23-25	18,597	L4	Walker (26)	Batum/Hawes (7)	Cousins (35)
49	1/31	98-115	@POR	L	23-26	19,393	L5	Batum (22)	Batum (8)	Lillard (27)
50	2/1	111-126	@GSW	L	23-27	19,596	L6	Kaminsky (24)	Kidd-Gilchrist (9)	Curry (39)
51	2/4	98-105	@UTA	L	23-28	19,911	L7	Walker (18)	Williams (12)	Hawry (33)
52	2/7	111-107	BKN	W	24-28	15,322	W1	Batum/Belinelli/Walker (17)	Kaminsky (11)	Bogdanovic (22)
53	2/9	95-107	HOU	L	24-29	16,279	L1	Batum (15)	Kidd-Gilchrist (9)	Harden (30)
54	2/11	102-107	LAC	L	24-30	19,485	L2	Batum (25)	Kaminsky (8)	Crawford (22)
55	2/13	99-105	PHI	L	24-31	15,775	L3	Walker (29)	Kaminsky (11)	Saric (18)
56	2/15	85-90	@TOR	L	24-32	19,800	L4	Kaminsky (27)	Kidd-Gilchrist (14)	Lowry (21)
57	2/23	108-114*	@DET	L	24-33	14,915	L5	Walker (34)	Kidd-Gilchrist (14)	Caldwell-Pope (33)
58	2/25	99-85	@SAC	W	25-33	17,608	W1	Kaminsky (23)	Kaminsky (15)	McLemore (18)
59	2/26	121-124*	@LAC	L	25-34	19,060	L1	Walker (34)	Batum (8)	Griffin (43)
60	2/28	109-104	@LAL	W	26-34	18,997	W1	Walker (30)	Kaminsky (12)	Randle/Russell (23)
61	3/2	103-120	@PHX	L	26-35	16,572	L1	Walker (26)	Kidd-Gilchrist/Zeller (8)	Chriss (17)
62	3/4	112-102	@DEN	W	27-35	14,708	W1	Walker (27)	Williams (12)	Joakic (31)
63	3/6	100-88	IND	W	28-35	16,387	W2	Walker (28)	Kidd-Gilchrist (13)	George (36)
64	3/8	101-108	@MIA	L	28-36	19,600	L1	Walker (33)	Walker (23)	Watson (24)
65	3/10	121-81	ORL	W	29-36	17,444	W1	Walker (23)	Williams (18)	Gordon (20)
66	3/11	122-125*	NOP	L	29-37	18,196	L1	Williams (27)	Williams (27)	Davis (46)
67	3/13	109-115	CHI	L	29-38	16,489	L2	Lamb (26)	Williams (18)	Miracic (24)
68	3/15	77-98	@IND	L	29-39	14,169	L3	Kaminsky (20)	Lamb (7)	George (39)
69	3/18	98-93	WAS	W	30-39	19,361	W1	Zeller (19)	Batum (10)	Wall (19)
70	3/20	105-90	ATL	W	31-39	14,278	W2	Batum/Walker (16)	Williams (8)	Schroder (20)
71	3/22	109-102	@ORL	W	32-39	16,034	W3	Walker (22)	Williams (10)	Ross (19)
72	3/24	105-112	CLE	L	32-40	19,511	L1	Walker (28)	Williams/Zeller (11)	James (32)
73	3/26	120-106	PHX	W	33-40	17,292	W1	Walker (31)	Williams/Kaminsky/Zeller (7)	Booker (23)
74	3/28	108-118	MIL	L	33-41	16,505	L1	Walker (25)	Williams (7)	Snell (26)
75	3/29	110-106	@TOR	W	34-41	19,800	W1	Belinelli (21)	Williams (12)	DeRozan (28)
76	3/31	122-114	DEN	W	35-41	18,353	W2	Walker (31)	Zeller (9)	Joakic (26)
77	4/2	113-101	@OKC	W	36-41	18,203	W3	Walker (29)	Batum (7)	Westbrook (40)
78	4/4	111-118	@WAS	L	36-42	18,614	L1	Walker (37)	Zeller (10)	Wall (23)
79	4/5	99-112	MIA	L	36-43	17,758	L2	Batum (24)	Williams (12)	Dragic (33)
80	4/8	114-121	BOS	L	36-44	19,407	L3	Batum (31)	Zeller (9)	Thomas (32)
81	4/10	79-89	@MIL	L	36-45	18,717	L4	Kidd-Gilchrist (13)	Plumlee (7)	Monroe (16)
82	4/11	76-103	@ATL	L	36-46	14,205	L5	Lamb (21)	Lamb (7)	Howard (19)

\*Denotes Number of Overtime Periods



# HISTORY



## 2015-16 FINAL ROSTER

RECORD: 48-34

HOME: 30-11

ROAD: 18-23

OVERTIME: 5-0

NO.	PLAYER	POS.	HT.	WT.	BIRTHDATE	PRIOR TO NBA/FROM	YRS
5	Nicolas Batum	G/F	6-8	200	12/14/88	Le Mans (France)/France	7
30	Troy Daniels	G	6-4	204	7/15/91	Virginia Commonwealth/USA	2
12	Jorge Gutierrez	G	6-3	195	12/27/85	California/Mexico	2
50	Tyler Hansbrough	F	6-9	250	11/3/85	North Carolina/USA	6
9	Aaron Harrison	G	6-6	212	10/28/94	Kentucky/USA	R
00	Spencer Hawes	F/C	7-1	245	4/28/88	Washington/USA	8
25	Al Jefferson	C	6-10	289	1/4/85	Prentiss HS (MS)/USA	11
44	Frank Kaminsky	F/C	7-0	242	4/4/93	Wisconsin/USA	R
14	Michael Kidd-Gilchrist	F	6-7	232	9/26/93	Kentucky/USA	3
3	Jeremy Lamb	G	6-5	185	5/30/92	Connecticut/USA	3
1	Courtney Lee	G	6-5	200	10/3/85	Western Kentucky/USA	7
7	Jeremy Lin	G	6-3	200	8/23/88	Harvard/USA	5
15	Kemba Walker	G	6-1	184	5/8/90	Connecticut/USA	4
2	Marvin Williams	F	6-9	237	6/19/66	North Carolina/USA	10
40	Cody Zeller	F/C	7-0	240	10/5/92	Indiana/USA	2

**HEAD COACH:** Steve Clifford (Maine-Farmington)

**ASSOCIATE HEAD COACH:** Patrick Ewing (Georgetown)

**ASSISTANT COACHES:** Stephen Silas (Brown), Pat Delany (Saint Anselm), Bob Weiss (Penn State), Steve Hetzel (Michigan State), Bruce Kreuzer (SUNY-New Paltz)

**HEAD ATHLETIC TRAINER:** Steve Stricker (Iowa State)

**STRENGTH & CONDITIONING COACH:** Matt Fria (Ithaca)

**ASSISTANT ATHLETIC TRAINER:** Dennis Williams (South Carolina)

**EQUIPMENT MANAGER:** Jason Rivera

PLAYER	G	GS	MIN	FG	FGA	PCT	3FG	FGA	PCT	FT	FTA	PCT	OFF	DEF	TOT	AST	PF	DQ	STL	TOBLK	PTS	AVG	
Batum	75	72	2591	389	918	.424	145	421	.344	180	212	.849	57	389	446	413	120	0	67	213	43	1103	14.7
Daniels	47	0	483	90	195	.462	59	125	.472	5	9	.556	7	52	59	21	42	0	11	24	3	244	5.2
Cutierrez	15	0	71	6	14	.429	0	2	0.000	10	11	.909	0	9	9	19	3	0	3	7	0	22	1.5
Hariston	48	43	929	99	276	.359	54	172	.314	34	42	.810	18	110	128	29	106	0	24	24	7	286	5.96
Hansbrough	46	0	338	32	71	.451	2	3	.667	38	65	.485	40	49	89	8	55	1	12	12	7	104	2.3
Harrison	23	0	95	5	19	.263	3	10	.300	5	12	.417	4	12	16	2	11	0	6	4	0	18	0.8
Hawes	62	6	1076	130	319	.408	39	106	.368	59	71	.831	54	206	260	112	116	2	23	62	29	358	5.8
Jefferson	54	23	1255	287	588	.488	0	0	0.000	81	124	.653	71	273	344	78	129	1	34	40	44	655	12.0
Kaminsky	88	8	1880	229	571	.401	73	219	.333	125	169	.740	72	293	365	106	141	0	44	60	48	656	7.5
Kidd-Gilchrist	7	7	202	33	61	.451	3	7	.429	20	29	.690	12	33	45	9	9	0	3	8	3	89	12.7
Lamb	69	0	1205	235	519	.453	57	182	.313	64	88	.727	45	211	256	78	105	1	42	50	30	591	8.6
Lee	34	35	1104	119	271	.440	35	88	.398	37	41	.902	15	92	107	69	74	0	39	28	15	310	9.1
Lin	85	13	2209	326	791	.412	79	240	.329	270	331	.816	45	224	269	253	186	0	63	161	42	1001	11.8
Roberts	30	0	326	51	115	.443	9	27	.333	34	37	.919	4	25	29	38	23	0	7	16	1	145	4.8
Walker	88	88	3146	624	1484	.420	196	533	.368	404	473	.854	59	319	378	449	121	0	135	183	43	1848	21.0
Williams	88	88	2566	352	798	.441	158	395	.400	122	148	.824	134	435	569	116	144	1	64	64	80	984	11.0
Zeller	80	62	1895	252	475	.531	1	10	.100	192	253	.759	147	345	492	73	224	4	58	75	66	697	8.7
<b>HORNETS</b>	<b>82</b>	<b>-</b>	<b>19855</b>	<b>3036</b>	<b>6922</b>	<b>.439</b>	<b>873</b>	<b>2410</b>	<b>.362</b>	<b>1534</b>	<b>1941</b>	<b>.790</b>	<b>734</b>	<b>2869</b>	<b>3603</b>	<b>1778</b>	<b>1487</b>	<b>10</b>	<b>595</b>	<b>1030</b>	<b>438</b>	<b>8479</b>	<b>103.4</b>
<b>OPPONENTS</b>	<b>82</b>	<b>-</b>	<b>19855</b>	<b>3098</b>	<b>6971</b>	<b>.444</b>	<b>726</b>	<b>2081</b>	<b>.349</b>	<b>1334</b>	<b>1735</b>	<b>.769</b>	<b>726</b>	<b>2936</b>	<b>3662</b>	<b>1901</b>	<b>1670</b>	<b>9</b>	<b>553</b>	<b>1103</b>	<b>448</b>	<b>8256</b>	<b>100.7</b>



G	DATE	SCORE	OPP	W/L	RECORD	ATTEN.	STREAK	CHARLOTTE HIGH SCORER	CHARLOTTE HIGH REBOUNDER	OPPONENTS HIGH SCORER
1	10/28	94-104	@MIA	L	0-1	19,724	L1	Walker (19)	Zeller (12)	Bosh (21)
2	10/30	94-97	@ATL	L	0-2	17,024	L2	Batum (14)	M. Williams (12)	Bazemore (19)
3	11/1	92-94	ATL	L	0-3	18,691	L3	Walker (17)	Jefferson (10)	Bazemore (20)
4	11/3	130-105	CHI	W	1-3	15,136	W1	Lamb (20)	M. Williams (10)	Butler (26)
5	11/5	108-94	@DAL	W	2-3	19,635	W2	Jefferson (31)	M. Williams (12)	Williams (15)
6	11/7	94-114	@SAN	L	2-4	18,418	L1	Walker (27)	Jefferson (7)	Leonard (23)
7	11/10	104-95	@MIN	W	3-4	14,722	W1	Lin (19)	M. Williams (10)	LaVine (20)
8	11/11	95-93	NYK	W	4-4	16,645	W2	Batum (24)	Batum/Jefferson (5)	Anthony (29)
9	11/13	97-102	@CHI	L	4-5	21,749	L1	Batum (28)	Lamb/Walker (9)	Butler (27)
10	11/15	106-94	POR	W	5-5	15,317	W1	Batum (33)	M. Williams (8)	Lillard (23)
11	11/17	94-102	@NYK	L	5-6	19,812	L1	Walker (31)	Batum/Lamb (6)	Porzingis (29)
12	11/18	116-111	BKN	W	6-6	14,040	W1	Batum (24)	M. Williams/Lin (9)	Young (27)
13	11/20	113-88	PHI	W	7-6	17,926	W2	Jefferson (26)	Jefferson (10)	Noel (16)
14	11/23	*121-122	SAC	W	8-6	14,163	W3	Walker (39)	Walker (10)	Cousins (30)
15	11/25	101-87	WAS	W	9-6	17,064	W4	Walker (18)	Jefferson/M. Williams (11)	Neal (18)
16	11/27	90-95	CLE	L	9-7	19,093	L1	Walker (18)	Batum/Lamb (8)	James (25)
17	11/29	87-82	MIL	W	10-7	14,224	W1	Walker (22)	Lamb (9)	Middleton (19)
18	12/2	99-116	GSW	L	10-8	19,542	L1	Batum (17)	Batum (8)	Curry (40)
19	12/5	102-96	@CHI	W	11-8	21,770	W1	Batum (24)	Batum (1)	Butler (25)
20	12/7	104-84	DET	W	12-8	15,481	W2	Zeller (20)	M. Williams (12)	Caldwell-Pope (16)
21	12/9	99-81	MIA	W	13-8	17,404	W3	Walker/M. Williams (18)	Batum (1)	T. Johnson (20)
22	12/11	123-99	@MEM	W	14-8	17,111	W4	Walker (33)	Kaminsky/M. Williams (6)	Casol (17)
23	12/12	93-98	BOS	L	14-9	18,490	L1	Batum (21)	Batum/Hawes (8)	Bradley (23)
24	12/16	98-113	@ORL	L	14-10	16,019	L2	Lamb (16)	Kaminsky/Lamb/M. Williams (5)	Frye (17)
25	12/17	*109-99	TOR	W	15-10	15,817	W1	Lin (35)	Hawes/M. Williams (10)	DeRozan (23)
26	12/19	101-109	@WAS	L	15-11	16,987	L1	Walker (18)	M. Williams (9)	Wall (27)
27	12/21	95-102	@HOU	L	15-12	18,236	L2	Walker (14)	Zeller (7)	Harden (36)
28	12/23	89-102	BOS	L	15-13	19,082	L3	Kaminsky (23)	Zeller (10)	Olynyk (20)
29	12/26	98-92	MEM	W	16-13	19,091	W1	Walker (22)	Walker (1)	Conley (19)
30	12/28	108-98	LAL	W	17-13	19,632	W2	Walker (38)	M. Williams (11)	Bryant (20)
31	12/30	117-122	LAC	L	17-14	19,145	L1	Walker (29)	Batum/Zeller (8)	Redick (26)
32	1/1	94-104	@TOR	L	17-15	19,800	L2	Walker (18)	Zeller (9)	DeRozan (23)
33	1/2	90-109	OKC	L	17-16	19,387	L3	Walker (32)	M. Williams (8)	Durant (29)
34	1/4	101-111	@GSW	L	17-17	19,596	L4	Lamb/Walker (22)	Zeller (10)	Curry/K. Thompson (30)
35	1/6	102-111	@PHX	L	17-18	16,910	L5	Walker (25)	Zeller (11)	Teletovic (19)
36	1/9	83-97	@LAC	L	17-19	19,060	L6	Lin (26)	Lamb/Zeller (13)	Paul (25)
37	1/10	92-95	@DEN	L	17-20	11,343	L7	Lamb/Zeller (15)	Lamb (8)	Gallinari (27)
38	1/13	107-84	ATL	W	18-20	15,334	W1	Walker (23)	Zeller (10)	Millsap (20)
39	1/15	107-109	@NOP	L	18-21	16,876	L1	Walker/Batum (25)	Zeller (8)	Anderson (32)
40	1/16	92-105	MIL	L	18-22	18,288	L2	Lin (15)	Hawes (9)	Middleton (24)
41	1/18	*124-119	UTA	W	19-22	17,459	W1	Walker (52)	Walker/Batum (9)	Hayward (36)
42	1/20	95-109	@OKC	L	19-23	18,203	L1	Walker (21)	Batum/Kaminsky/Hawes (6)	Durant (26)
43	1/22	*120-116	@ORL	W	20-23	18,083	W1	Walker (40)	M. Williams (14)	Oladipo (29)
44	1/23	97-84	NYK	W	21-23	17,768	W2	Lin/Walker (26)	M. Williams (12)	Williams (19)
45	1/25	**129-128	@SAC	W	22-23	16,991	W3	Daniels (28)	Kaminsky (8)	Cousins (56)
46	1/27	73-102	@UTA	L	22-24	16,683	L1	Walker (15)	Batum (10)	Hood (24)
47	1/29	91-109	@POR	L	22-25	19,393	L2	M. Williams (20)	Hansbrough (14)	Lillard (22)
48	1/31	101-82	@LAL	W	23-25	18,997	W1	Kidd-Gilchrist/M. Williams (19)	Kidd-Gilchrist/M. Williams (12)	Bryant (23)
49	2/5	106-97	CLE	W	24-25	19,189	W2	Lin (24)	Kidd-Gilchrist (13)	Irving (26)
50	2/5	95-98	MIA	L	24-26	19,147	L1	M. Williams (27)	Zeller (8)	Wade (22)
51	2/6	108-104	WAS	W	25-26	18,450	W1	Batum (26)	Batum (11)	Wall (23)
52	2/8	108-91	CHI	W	26-26	15,886	W2	Walker (30)	Batum (13)	Casol (22)
53	2/10	117-95	@IND	W	27-26	15,653	W3	Walker (25)	Zeller (11)	George (22)
54	2/19	98-95	@MIL	W	28-26	16,370	W4	Walker (25)	Zeller (8)	Parker (23)
55	2/21	104-96	@BKN	W	29-26	16,155	W5	Walker (28)	M. Williams (12)	Johnson (17)
56	2/24	103-114	@CLE	L	29-27	20,562	L1	Walker (20)	M. Williams (10)	Irving/James (23)
57	2/26	96-95	@IND	W	30-27	18,165	W1	M. Williams (26)	M. Williams (15)	George (32)
58	2/28	76-87	@ATL	L	30-28	17,156	L1	M. Williams (16)	M. Williams (9)	Bazemore (14)
59	3/1	126-92	PHX	W	31-28	16,849	W1	Walker (26)	Batum (9)	Len (18)
60	3/2	119-99	@PHI	W	32-28	11,143	W2	Walker (30)	M. Williams (9)	Noel/Canaan/Covington (17)
61	3/4	108-101	IND	W	33-28	19,099	W3	Walker (33)	Zeller (11)	George (35)
62	3/7	108-103	MIN	W	34-28	15,912	W4	Walker (34)	Walker/M. Williams (7)	Towns (28)
63	3/9	122-113	NOP	W	35-28	16,335	W5	Walker (35)	Zeller (8)	Davis (40)
64	3/11	118-103	DET	W	36-28	18,189	W6	M. Williams (22)	Lee/M. Williams (6)	Caldwell-Pope (24)
65	3/12	125-109	HOU	W	37-28	19,303	W1	Walker (26)	Jefferson (10)	Brewer (21)
66	3/14	95-107	DAL	L	37-29	15,686	L1	Walker (25)	Zeller (9)	Parsons (24)
67	3/16	107-99	ORL	W	38-29	16,148	W1	Batum/M. Williams (26)	Zeller (13)	Oladipo (25)
68	3/17	109-106	@MIA	W	39-29	19,848	W2	Walker/Jefferson (21)	Jefferson (10)	Deng (22)
69	3/19	93-101	DEN	L	39-30	19,271	L1	Batum (24)	Batum (8)	Augustin (24)
70	3/21	91-88	SAS	W	40-30	18,260	W1	Lin (29)	Zeller (14)	Parker (19)
71	3/22	105-100	@BKN	W	41-30	15,739	W2	Batum (23)	Kaminsky (7)	Lopez (29)
72	3/25	105-112	@DET	L	41-31	17,209	L1	Walker (29)	Batum/Jefferson (7)	Caldwell-Pope (21)
73	3/26	115-91	@MIL	W	42-31	15,544	W1	Batum (25)	M. Williams (8)	Henson (19)
74	3/29	100-85	@PHI	W	43-31	14,486	W2	Batum (19)	Zeller/Batum (1)	Covington (18)
75	4/1	100-91	PHI	W	44-31	19,244	W3	Walker (27)	Walker (1)	Grant/H. Thompson (17)
76	4/3	103-112	@CLE	L	44-32	20,562	L1	Walker (29)	Hawes (9)	James (31)
77	4/5	90-96	@TOR	L	44-33	19,800	L2	Lin (21)	Jefferson (11)	DeRozan (26)
78	4/6	111-97	@NYK	W	45-33	19,812	W1	Walker (34)	Jefferson (8)	Williams (17)
79	4/8	113-99	BKN	W	46-33	18,337	W2	Walker (22)	Jefferson (9)	Ellington (21)
80	4/10	98-113	@WAS	L	46-34	19,187	L1	Kaminsky (18)	Kaminsky (11)	Cortat (21)
81	4/11	114-100	@ORL	W	47-34	18,624	W1	Lin (25)	Jefferson (11)	Bradley/Thomas (17)
82	4/13	117-103	CHI	W	48-34	17,372	W2	Jefferson (26)	Lamb (9)	Fournier/A. Gordon (22)

\*Denotes Number of Overtime Periods

# HISTORY



## 2014-15 FINAL ROSTER

RECORD: 33-48 HOME: 19-22 ROAD: 14-27 OVERTIME: 3-3 EASTERN: 25-27 WESTERN: 8-22

NO.	PLAYER	POS.	HT.	WT.	BIRTHDATE	PRIOR TO NBA/FROM	YRS
8	Bismack Biyombo	F/C	6-9	245	8/28/92	Fuenlabrada (Spain)/Dem. Rep. of Congo	3
30	Troy Daniels	G	6-4	204	7/15/91	Virginia Commonwealth/USA	1
19	P.J. Hairston	G	6-6	220	12/24/92	North Carolina/USA	R
9	Gerald Henderson	G	6-5	215	12/9/87	Duke/USA	5
25	Al Jefferson	C	6-10	289	1/4/85	Prentiss HS (MS)/USA	10
14	Michael Kidd-Gilchrist	F	6-7	232	9/26/93	Kentucky/USA	2
54	Jason Maxiell	F	6-7	260	2/18/83	Cincinnati/USA	9
22	Brian Roberts	G	6-1	173	12/3/85	Dayton/USA	2
1	Lance Stephenson	G	6-5	230	9/5/90	Cincinnati/USA	4
44	Jeffery Taylor	F	6-7	225	5/23/89	Vanderbilt/Sweden	2
11	Noah Vonleh	F	6-10	240	8/24/95	Indiana/USA	R
15	Kemba Walker	G	6-1	184	5/8/90	Connecticut/USA	3
2	Marvin Williams	F	6-9	237	6/19/86	North Carolina/USA	9
7	Mo Williams	G	6-1	198	12/19/82	Alabama/USA	11
40	Cody Zeller	F	7-0	240	10/5/92	Indiana/USA	1

**HEAD COACH:** Steve Clifford (Maine-Farmington)

**ASSOCIATE HEAD COACH:** Patrick Ewing (Georgetown)

**ASSISTANT COACHES:** Stephen Silas (Brown), Mark Price (Georgia Tech), Bob Weiss (Penn State), Pat Delany (Saint Anselm), Steve Hetzel (Michigan State)

**HEAD ATHLETIC TRAINER:** Steve Stricker (Iowa State)

**STRENGTH & CONDITIONING COACH:** Matt Fria (Ithaca)

**ASSISTANT ATHLETIC TRAINERS:** Dennis Williams (South Carolina)

**EQUIPMENT MANAGER:** Jason Rivera

PLAYER	GS	MIN	FG	FGA	PCT	3FG	FGA	PCT	FT	FTA	PCT	OFF	DEF	TOT	AST	PF	DQ	STL	TOBLK	PTS	AVG		
Walker	62	58	219	378	981	385	85	280	304	234	283	.827	35	185	220	318	92	0	89	100	31	1075	17.3
Jefferson	65	61	1992	486	1010	481	2	5	400	108	165	.655	99	449	548	113	139	0	47	68	84	1082	16.6
Mo Williams (TOT)	68	33	1980	341	860	397	119	348	342	163	187	.872	22	152	174	424	162	0	46	172	14	964	14.2
Mo Williams (CHA)	27	14	831	161	413	390	60	178	337	83	93	.892	9	67	76	163	59	0	16	70	6	465	17.2
Henderson	80	72	2315	370	847	437	45	136	331	184	217	.848	36	237	273	206	135	2	51	110	22	969	12.1
Kidd-Gilchrist	55	52	1587	224	482	465	0	0	---	150	214	.701	109	307	416	77	115	1	30	63	38	598	10.9
Neal	43	0	931	143	398	323	39	133	293	88	102	.863	14	80	94	80	70	0	16	55	1	413	9.6
Stephenson	61	25	1573	207	550	376	18	105	171	69	110	.627	39	238	277	240	134	0	38	128	8	501	8.2
Zeller	62	45	1487	172	373	461	1	11,000	127	164	.774	97	265	362	100	156	0	34	62	49	472	7.6	
Ma. Williams	78	37	2035	210	495	424	95	265	358	62	87	.713	58	328	386	100	146	0	69	60	36	577	7.4
Roberts	72	10	1330	176	452	389	62	193	321	66	74	.892	13	96	109	162	75	0	33	57	6	480	6.7
Hairston	45	2	687	87	269	323	49	163	301	31	36	.861	22	70	92	21	61	0	21	22	13	254	5.6
Biyombo	64	21	1243	101	186	543	0	0	---	102	175	.583	159	248	407	16	140	0	18	52	99	304	4.8
Pargo	9	0	73	15	35	429	9	22	409	2	21,000	0	3	3	8	8	0	0	3	0	41	4.6	
Taylor	29	13	430	45	114	395	11	36	306	26	41	.634	14	39	53	22	36	0	12	19	1	127	4.4
Daniels (TOT)	47	0	397	61	165	370	43	118	364	11	13	.846	8	25	33	22	40	0	6	20	1	176	3.7
Daniels (CHA)	11	0	135	27	59	458	17	36	472	6	7	.857	2	6	8	5	12	0	3	7	1	77	7.0
Maxiell	61	0	878	81	192	422	0	0	---	41	71	.577	86	117	203	19	96	1	18	29	44	203	3.3
Vonleh	25	0	259	30	76	395	5	13	385	18	26	.692	28	58	86	4	20	0	4	11	9	83	3.3
HORNETS	82	-	19905	2913	6932	420	498	1566	318	1397	1867	.748	820	2793	3613	1654	1494	4	499	976	448	7721	94.2
OPPONENTS	82	-	19905	3020	6863	440	649	1816	357	1292	1673	.772	728	2890	3618	1815	1708	4	502	1033	440	7981	97.3

G	DATE	SCORE	OPP	W/L RECORD	ATTEN./STREAK	CHARLOTTE HIGH SCORER	CHARLOTTE HIGH REBOUNDER	OPPONENTS HIGH SCORER
1	10/29	*108-105	MIL	W 1-0	19,439 W1	Walker (26)	Stephenson (13)	Knight (22)
2	11/1	69-71	MEM	L 1-1	14,840 L1	Jefferson (19)	Kidd-Gilchrist (12)	Gasol (22)
3	11/2	93-96	@NYK	L 1-2	19,812 L2	Jefferson (21)	Stephenson (9)	Anthony (28)
4	11/4	91-100	@NOP	L 1-3	14,840 L3	Neal (21)	Stephenson (7)	Davis (24)
5	11/5	96-89	MIA	W 2-3	15,874 W1	Jefferson (28)	Stephenson (13)	Wade (25)
6	11/7	**122-119	ATL	W 3-3	15,891 W2	Jefferson (34)	Stephenson (13)	Horford (24)
7	11/9	92-107	@LAL	L 3-4	18,997 L1	Jefferson (23)	Stephenson (11)	Liv/Bryant (21)
8	11/11	100-102	@POR	L 3-5	18,495 L2	Jefferson (22)	Stephenson (14)	Lillard (29)
9	11/14	103-95	@PHX	W 4-5	16,291 W1	Walker (19)	Biyombo (10)	Bledsoe (22)
10	11/15	87-112	@GSW	L 4-6	19,596 L1	Jefferson (19)	Zeller (10)	Thompson (21)
11	11/17	80-107	DAL	L 4-7	15,345 L2	Henderson (18)	Biyombo (8)	Ellis (18)
12	11/19	86-88	@IND	L 4-8	14,748 L3	Jefferson (28)	Stephenson/Jefferson (8)	Hilbert (16)
13	11/21	100-105	ORL	L 4-9	18,126 L4	Jefferson (24)	Walker (12)	Fournier (21)
14	11/23	93-94	@MIA	L 4-10	19,639 L5	Jefferson (22)	Jefferson (14)	Deng (26)
15	11/24	92-113	LAC	L 4-11	17,880 L6	Zeller (17)	Biyombo/Jefferson (9)	Paul/Griffin (22)
16	11/26	97-105	POR	L 4-12	16,972 L7	Jefferson (23)	Jefferson (14)	Matthews (28)
17	11/28	101-106	GSW	L 4-13	19,381 L8	Roberts (20)	Zeller (14)	Speights (27)
18	11/29	75-105	@CHI	L 4-14	14,185 L9	Hairston (15)	Biyombo (11)	Milap (18)
19	12/3	95-102	CHL	L 4-15	16,887 L10	Walker (23)	Stephenson/Zeller (8)	Casol (19)
20	12/5	103-102	NYK	W 5-15	19,102 W1	Henderson (22)	Jefferson (13)	Anthony (32)
21	12/10	96-87	BOS	W 6-15	15,276 W2	Jefferson (23)	Jefferson (14)	Thorton/Green (16)
22	12/12	**107-113	@MKN	L 6-16	15,897 L1	Walker (28)	Jefferson (9)	Randolph (20)
23	12/13	87-114	BKN	L 6-17	17,113 L2	Kidd-Gilchrist (15)	Biyombo (10)	Johnson (22)
24	12/15	88-97	@CLE	L 6-18	20,562 L3	Walker (24)	Jefferson (8)	James (27)
25	12/17	106-111	PHX	L 6-19	15,459 L4	Jefferson (28)	Jefferson (10)	Thomas (23)
26	12/19	109-91	@PHL	W 7-19	13,398 W1	Walker (30)	Jefferson (12)	Wroten/Covington (19)
27	12/20	104-86	UTA	W 8-19	17,384 W2	Walker (20)	Kidd-Gilchrist (11)	Hayward (14)
28	12/22	110-82	DEN	W 9-19	16,913 W3	Jefferson (22)	Hairston (10)	Lawson (18)
29	12/23	108-101	@MIL	W 10-19	14,653 W4	Walker (27)	Jefferson (9)	Knight (34)
30	12/26	75-98	@OKC	L 10-20	18,203 L1	Roberts (17)	Biyombo/Zeller (7)	Westbrook (29)
31	12/27	94-102	ORL	L 10-21	19,085 L2	Walker (42)	Walker (9)	Vucevic (22)
32	12/29	*94-104	MIL	L 10-22	17,430 L3	Walker (28)	Ma, Williams (14)	Knight (18)
33	12/31	83-102	@HOU	L 10-23	18,276 L4	Kidd-Gilchrist/Henderson (16)	Kidd-Gilchrist (8)	Harden (36)
34	1/2	87-91	CLE	L 10-24	19,307 L5	Henderson (14)	Kidd-Gilchrist (10)	Love (27)
35	1/3	98-90	@ORL	W 11-24	15,274 W1	Walker (30)	Kidd-Gilchrist (12)	Oladipo (21)
36	1/5	104-95	@BOS	W 12-24	16,720 W2	Walker (33)	Biyombo (10)	Sullinger (22)
37	1/7	98-94	NOP	W 13-24	15,171 W3	Walker (31)	Kidd-Gilchrist (12)	Davis (32)
38	1/8	103-95	@TOR	W 14-24	19,800 W4	Henderson (31)	Kidd-Gilchrist (12)	Lowry (24)
39	1/10	110-82	@NYK	W 15-24	19,812 W5	Walker (28)	Walker (12)	Acy (18)
40	1/14	93-98	SAS	L 15-25	17,309 L1	Walker (28)	Biyombo (15)	Gnoblin (27)
41	1/17	*80-71	IND	W 16-25	19,285 W1	Henderson (20)	Kidd-Gilchrist (16)	West (19)
42	1/19	105-80	MIN	W 17-25	17,989 W2	Henderson (17)	Ma, Williams (11)	Young (18)
43	1/21	78-76	MIA	W 18-25	16,914 W3	Walker (15)	Kidd-Gilchrist (14)	Wade/Bosh (17)
44	1/23	90-129	@CLE	L 18-26	20,562 L1	Jefferson (22)	Jefferson (11)	James (25)
45	1/24	76-71	NYK	W 19-26	19,117 W1	Roberts (17)	Zeller (8)	Hardaway (25)
46	1/28	86-95	@SAS	L 19-27	18,581 L1	Henderson (18)	Jefferson (16)	Parker (17)
47	1/31	104-86	@DEN	W 20-27	13,302 W1	Zeller (21)	Kidd-Gilchrist (13)	Gallinari (5)
48	2/2	92-88	@WAS	W 21-27	15,816 W2	Jefferson/Roberts (18)	Kidd-Gilchrist (13)	Beal (18)
49	2/5	94-87	WAS	W 22-27	17,019 W3	Henderson (27)	Jefferson (10)	Pierce (19)
50	2/7	81-89	@PHL	L 22-28	16,739 L1	Jefferson (18)	Jefferson (9)	Covington (22)
51	2/8	102-103	IND	L 22-29	16,991 L2	Jefferson (30)	Jefferson (13)	Watson (22)
52	2/10	78-106	DET	L 22-30	15,876 L3	Henderson (17)	Jefferson (10)	Monroe (25)
53	2/21	103-110	OKC	L 22-31	19,303 L4	Mo Williams (24)	Jefferson (12)	Westbrook (33)
54	2/22	81-92	@DAL	L 22-32	20,347 L5	Mo Williams (22)	Jefferson (17)	Ellis (23)
55	2/25	98-86	@CHI	W 23-32	21,509 W1	Kidd-Gilchrist (18)	Kidd-Gilchrist (12)	Gasol (25)
56	2/27	98-106	@BOS	L 23-33	18,624 L1	Mo Williams (31)	Kidd-Gilchrist (11)	Thomas (28)
57	3/1	98-83	@ORL	W 24-33	15,422 W1	Mo Williams (23)	Kidd-Gilchrist (15)	Oladipo (21)
58	3/3	104-103	LAL	W 25-33	16,947 W2	Jefferson/Henderson (21)	Jefferson (16)	Lin (23)
59	3/4	115-91	@BKN	W 26-33	16,691 W3	Jefferson/Henderson (19)	Kidd-Gilchrist (15)	Williams (12)
60	3/6	103-94	TOR	W 27-33	19,080 W4	Jefferson/Mo Williams (23)	Jefferson (13)	DeRozan (30)
61	3/8	108-101	@DET	W 28-33	15,673 W5	Jefferson (24)	Jefferson (8)	Jackson (25)
62	3/9	69-95	WAS	L 28-34	15,119 L1	Mo Williams (19)	Biyombo (9)	Gortat (20)
63	3/11	105-113	SAC	L 28-35	15,885 L2	Kidd-Gilchrist (19)	Kidd-Gilchrist (9)	McLemore (27)
64	3/13	101-91	CHI	W 29-35	19,183 W1	Henderson (20)	Biyombo (10)	Brooks (24)
65	3/15	85-94	@UTA	L 29-36	16,743 L1	Stephenson (17)	Stephenson (7)	Heed (24)
66	3/17	92-99	@LAC	L 29-37	19,060 L2	Jefferson (21)	Ma, Williams (11)	Redick (23)
67	3/20	91-101	@SAC	L 29-38	16,799 L3	Henderson (20)	Kidd-Gilchrist (7)	Gay (33)
68	3/22	109-98	MIN	W 30-38	15,262 W1	Mo Williams (24)	Mo Williams (24)	Deng (16)
69	3/23	86-98	@CHI	L 30-39	21,646 L1	Walker (29)	Kidd-Gilchrist/Henderson (9)	Mirvic (28)
70	3/25	88-91	BKN	L 30-40	15,091 L2	Jefferson/Henderson (23)	Kidd-Gilchrist/Jefferson (10)	Lopez (34)
71	3/27	**107-110	@WAS	L 30-41	18,441 L3	Jefferson (31)	Henderson (14)	Wall (32)
72	3/28	115-100	ATL	W 31-41	19,122 W1	Walker (21)	Biyombo (11)	Bazemore (20)
73	3/30	104-116	BOS	L 31-42	15,140 L1	Walker (28)	Maxiell (8)	Bradley (30)
74	4/1	107-78	DET	W 32-42	15,372 W1	Ma, Williams (18)	Biyombo (10)	Meeks (15)
75	4/3	74-93	@IND	L 32-43	18,165 L1	Henderson (12)	Biyombo (9)	Stuckey (15)
76	4/4	92-91	PHL	W 33-43	17,286 W1	Walker (24)	Biyombo (9)	Smith/Covington (15)
77	4/7	100-105	@MIA	L 33-44	19,694 L1	Henderson (29)	Ma, Williams (13)	C. Dragic (28)
78	4/8	74-92	TOR	L 33-45	15,593 L2	Walker (15)	Ma, Williams (8)	DeRozan (8)
79	4/10	80-104	@ATL	L 33-46	18,462 L3	Daniels (15)	Biyombo (11)	Muscala (17)
80	4/12	77-116	@DET	L 33-47	17,297 L4	Vonleh (16)	Vonleh (12)	Meeks (24)
81	4/13	90-100	HOU	L 33-48	15,797 L5	Roberts (23)	Biyombo (13)	Harden (29)
82	4/15	87-92	@TOR	L 33-49	19,800 L6	Daniels (24)	Vonleh (12)	Lowry (26)

\*Denotes Number of Overtime Periods

# HISTORY



## 2013-14 FINAL ROSTER

RECORD: 43-39 HOME: 25-16 ROAD: 18-23 OVERTIME: 6-3 EASTERN: 30-22 WESTERN: 13-17

NO.	PLAYER	POS.	HT.	WT.	BIRTHDATE	PRIOR TO NBA/FROM	YRS
0	Bismack Biyombo	F/C	6-9	245	8/28/92	Fuenlabrada (Spain)/Dem. Rep. of Congo	2
55	Chris Douglas-Roberts	G/F	6-7	210	1/8/87	Memphis/USA	4
33	Brendan Haywood	C	7-0	263	11/27/79	North Carolina/USA	12
9	Gerald Henderson	G	6-5	215	12/9/87	Duke/USA	4
25	Al Jefferson	C	6-10	289	1/4/85	Prentiss HS (MS)/USA	9
14	Michael Kidd-Gilchrist	F	6-7	232	9/26/93	Kentucky/USA	1
11	Josh McRoberts	F	6-10	240	2/28/87	Duke/USA	6
12	Gary Neal	G	6-4	210	10/3/84	Towson/USA	3
5	Jannerro Pargo	G	6-1	185	10/22/79	Arkansas/USA	9
13	Luke Ridnour	G	6-2	175	2/13/81	Oregon/USA	10
44	Jeffery Taylor	F	6-7	225	5/23/89	Vanderbilt/Sweden	1
43	Anthony Tolliver	F	6-8	240	6/1/85	Creighton/USA	5
15	Kemba Walker	G	6-1	184	5/8/90	Connecticut/USA	2
8	DJ White	F	6-9	235	8/31/86	Indiana/USA	5
40	Cody Zeller	F	7-0	240	10/5/92	Indiana/USA	R

**HEAD COACH:** Steve Clifford (Maine-Farmington)

**ASSOCIATE HEAD COACH:** Patrick Ewing (Georgetown)

**ASSISTANT COACHES:** Bob Beyer (Alfred), Stephen Silas (Brown), Bob Weiss (Penn State), Mark Price (Georgia Tech)

**HEAD ATHLETIC TRAINER:** Steve Stricker (Iowa State)

**STRENGTH & CONDITIONING COACH:** Matt Friia (Ithaca)

**ASSISTANT ATHLETIC TRAINER:** Dennis Williams (South Carolina)

**EQUIPMENT MANAGER:** Jason Rivera

PLAYER	G	GS	MIN	FG	FGA	PCT	3FG	FGA	PCT	FT	FTA	PCT	OFF	DEF	TOT	AST	PF	DQ	STL	TOBLK	PTS	AVG	
Jefferson	73	73	2553	700	1376	.509	3	15	.200	191	277	.690	156	636	792	155	176	1	67	124	79	1594	21.8
Walker	73	73	2614	449	1143	.393	109	327	.333	282	337	.837	39	267	306	447	128	1	86	169	32	1289	17.7
Henderson	77	77	2461	403	930	.433	40	115	.348	235	309	.761	31	279	310	199	159	0	51	113	32	1081	14.0
Neal (TOT)	52	3	1114	193	471	.410	68	180	.378	94	105	.895	10	80	90	83	65	0	18	64	0	548	10.5
Neal (CHA)	22	1	507	85	194	.438	28	69	.406	49	51	.961	2	38	40	37	39	0	11	25	0	247	11.2
Sessions	55	7	1305	190	465	.409	15	68	.221	183	234	.782	22	95	117	206	50	0	33	93	6	578	10.5
McRoberts	78	78	2360	247	566	.436	105	291	.361	62	85	.729	85	288	373	333	189	0	58	83	46	661	8.5
Taylor	26	8	629	82	218	.376	18	67	.269	26	47	.553	15	45	60	22	62	0	13	25	5	208	8.0
Kidd-Gilchrist	62	62	1502	167	353	.473	1	9	.111	113	184	.614	109	215	324	52	145	1	43	60	39	448	7.2
Douglas-Roberts	49	8	1016	111	252	.440	51	132	.386	66	82	.805	16	103	119	51	61	0	29	36	16	339	6.9
Tolliver	64	9	1298	129	307	.420	102	247	.413	33	41	.805	33	135	168	42	82	0	19	23	15	393	6.1
Zeller	82	3	1417	172	404	.426	0	1	1.000	146	200	.730	118	235	353	92	170	0	40	87	41	490	6.0
Gordon	19	0	279	37	108	.343	8	29	.276	17	21	.810	3	24	27	21	18	0	10	21	2	99	5.2
Ridnour (TOT)	61	14	1141	126	327	.385	37	108	.343	17	26	.654	23	74	97	176	92	0	32	66	8	306	5.0
Ridnour (CHA)	25	2	378	42	108	.389	12	40	.300	4	7	.571	8	27	35	54	37	0	9	20	6	100	4.0
Pargo	29	0	242	52	118	.441	24	60	.400	8	11	.727	1	19	20	52	17	0	14	26	1	136	4.7
Biyombo	77	9	1072	88	144	.611	0	0	---	46	89	.517	105	261	366	8	124	1	7	40	86	222	2.9
Adrien	25	0	256	22	40	.550	0	0	---	13	25	.520	33	55	88	7	35	0	7	8	15	57	2.3
Hamilton	1	0	4	0	0	---	0	0	---	0	0	---	0	0	0	0	0	0	1	1	0	0	0.0
Southerland	1	0	3	0	3	1.000	0	1	1.000	0	0	---	0	0	0	0	0	0	0	0	0	0	0.0
White	2	0	10	0	1	1.000	0	0	---	0	0	---	0	2	2	0	1	0	1	0	0	0	0.0
BOBCATS	82	-	19905	2976	6730	.442	516	1471	.351	1474	2000	.737	776	2724	3500	1778	1493	4	499	1010	421	7942	96.9
OPPONENTS	82	-	19905	3022	6838	.442	665	1800	.369	1251	1649	.759	785	2766	3551	1718	1716	7	514	1090	415	7960	97.1

G	DATE	SCORE	OPP	W/L	RECORD	ATTEN.	STREAK	CHARLOTTE HIGH SCORER	CHARLOTTE HIGH REBOUNDER	OPPONENTS HIGH SCORER
1	10/18	83-96	@HOU	L	0-1	18,083	L1	McRoberts (15)	Jefferson/Kidd-Gilchrist (8)	Harden (21)
2	11/1	90-84	CLE	W	1-1	18,017	W1	Walker (20)	Byombo (12)	Miles (22)
3	11/2	84-105	@NOP	L	1-2	15,232	L1	Sessions (22)	Adrien (13)	Davis (25)
4	11/5	102-07	@NYK	W	2-2	19,812	W1	Walker (25)	Adrien/Kidd-Gilchrist/Henderson (8)	Anthony (22)
5	11/6	92-90	TOR	W	3-2	11,118	W2	Henderson (25)	Byombo (11)	Gay (20)
6	11/8	91-101	NYK	L	3-3	16,465	L1	Walker (25)	Walker (25)	Anthony (28)
7	11/11	94-103	ATL	L	3-4	13,996	L2	McRoberts (19)	Jefferson (70)	Horford (24)
8	11/13	89-83	@BOS	W	4-4	17,032	W1	Jefferson (22)	Jefferson (11)	Green (19)
9	11/15	86-80	@CLE	W	5-4	18,679	W2	Kidd-Gilchrist (16)	Byombo (12)	Iring (18)
10	11/16	81-97	MIA	L	5-5	19,084	L1	Walker (22)	Walker (22)	James (30)
11	11/18	81-86	@CHI	L	5-6	21,628	L2	Taylor (20)	Henderson (8)	Deng (21)
12	11/20	95-91	BKN	W	6-6	13,845	W1	Walker (31)	Walker (31)	Blatche (25)
13	11/22	91-98	PHX	L	6-7	14,916	L1	Henderson (17)	Zeller (9)	Frye (20)
14	11/23	96-72	@MIL	W	7-7	14,872	W1	Jefferson (19)	Adrien (10)	Middleton (20)
15	11/25	85-96	BOS	L	7-8	13,558	L1	Walker (28)	McRoberts (7)	Crawford (11)
16	11/27	74-99	IND	L	7-9	15,170	L2	Jefferson (16)	Jefferson (9)	Watson (18)
17	11/29	92-76	MIL	W	8-9	15,081	W1	Jefferson (23)	Byombo (14)	Knight (17)
18	12/1	98-99	@MIA	L	8-10	19,617	L1	Walker (27)	Jefferson (13)	James (26)
19	12/3	82-89	@DAL	L	8-11	19,612	L2	Jefferson (19)	Jefferson (12)	Nowitzki (25)
20	12/6	105-88	PHI	W	9-11	14,088	W1	Taylor (20)	Jefferson (12)	Wroten (21)
21	12/9	115-111	GSW	W	10-11	13,129	W2	Walker (31)	McRoberts (10)	Curry (43)
22	12/11	83-92	ORL	L	10-12	11,377	L1	Henderson (12)	Jefferson (11)	Nelson/Davis (20)
23	12/13	94-99	@IND	L	10-13	18,165	L2	Jefferson (21)	Jefferson (9)	Stephenson (20)
24	12/14	85-88	LAL	L	10-14	17,101	L3	Walker (24)	Jefferson (9)	Bryant (21)
25	12/17	95-87	SAC	W	11-14	11,339	W1	Walker (24)	Jefferson/Byombo (9)	Cousins (30)
26	12/18	104-102	@TOR	W	12-14	15,201	W2	Walker (29)	Jefferson (10)	DeRozan (50)
27	12/20	116-106	@DET	W	13-14	12,453	W3	Walker (34)	Jefferson (14)	Jennings (26)
28	12/21	85-88	LIT	L	13-15	18,078	L1	Walker (20)	Walker (20)	Burke (21)
29	12/23	*111-110	MIL	W	14-15	13,354	W1	Jefferson (26)	Jeff/Walk (9)	Knight (26)
30	12/27	85-89	OKC	L	14-16	18,129	L1	Walker (18)	Jefferson (11)	Durant (34)
31	12/28	*116-118	@ATL	L	14-17	15,180	L2	Jefferson (24)	Jefferson (23)	Millsp (33)
32	12/30	80-83	@UTA	L	14-18	19,125	L3	Henderson (19)	Jefferson (10)	Burke (21)
33	1/1	85-112	@LAL	L	14-19	19,160	L4	Jefferson/Walker (14)	Jefferson (12)	Griffin (31)
34	1/2	104-134	@POR	L	14-20	20,014	L5	Douglas-Roberts (20)	Jefferson/Zeller (5)	Matthews (25)
35	1/4	113-103	@SAC	W	15-20	16,410	W1	Walker (30)	McRoberts (11)	Cousins (26)
36	1/7	83-97	WAS	L	15-21	12,079	L1	Henderson (27)	Jefferson (10)	Beal (21)
37	1/10	92-119	@MIN	L	15-22	13,767	L2	Tolliver (21)	Jefferson/Byombo (7)	Pekovic (26)
38	1/11	97-103	@CHI	L	15-23	21,413	L3	Henderson (30)	Jefferson (11)	Augustin (20)
39	1/14	108-98	NYK	W	16-23	15,156	W1	Jefferson (35)	Jefferson (8)	Anthony (20)
40	1/15	92-95	@PHI	L	16-24	10,106	L1	Walker (26)	Jefferson (8)	Turner (23)
41	1/17	111-101	@ORL	L	17-24	16,164	W1	Jefferson (30)	Jefferson (16)	Affalo (24)
42	1/18	*96-104	MIA	L	17-25	19,631	L1	Jefferson (22)	Jefferson (14)	James (34)
43	1/20	100-95	TOR	W	18-25	19,631	W1	Sessions (23)	Jefferson (19)	DeRozan (25)
44	1/22	95-91	LAC	W	19-25	14,760	W2	Jefferson (24)	Jefferson (10)	Griffin (27)
45	1/24	96-125	@NYK	L	19-26	19,812	L1	Jefferson (25)	Jefferson (9)	Anthony (62)
46	1/25	87-89	CHI	L	19-27	18,252	L2	Jefferson (32)	Jefferson (13)	Augustin (28)
47	1/29	101-98	@DEN	W	20-27	16,151	W1	Jefferson (35)	Jefferson (11)	Foye (33)
48	1/31	110-100	@LAL	W	21-27	18,997	W2	Jefferson (40)	Jefferson (18)	Gasol (24)
49	2/1	95-105	@PHX	L	21-28	16,248	L1	Tolliver (14)	Jefferson/Zeller (6)	Dragic (25)
50	2/4	91-75	@GSW	W	22-28	19,586	W1	Jefferson (30)	Jefferson (13)	Curry (17)
51	2/8	100-104	SAS	L	22-29	19,084	L1	Jefferson (26)	Kidd-Gilchrist (12)	Mills (32)
52	2/11	114-89	DAL	W	23-29	11,667	W1	Jefferson (30)	Walker (9)	Ellis/Nowitzki (16)
53	2/12	89-105	@BKN	L	23-30	16,862	L1	Walker (16)	Jefferson (10)	Pierce (25)
54	2/18	108-96	@DET	W	24-30	11,285	W1	Jefferson (32)	Jefferson (12)	Jennings (24)
55	2/19	116-98	DET	W	25-30	14,400	W2	Jefferson (29)	Henderson/Jefferson/Byombo (8)	Jennings (20)
56	2/21	90-87	NOP	W	26-30	15,867	W3	Jefferson (33)	Jefferson (10)	Roberts (30)
57	2/22	92-89	MEM	W	27-30	18,317	W4	Walker (31)	Jefferson (9)	Conley (16)
58	2/28	82-92	@SAS	L	27-31	18,581	L1	Jefferson (20)	Kidd-Gilchrist/Zeller (8)	Duncan (17)
59	3/2	99-116	@OKC	L	27-32	18,203	L2	Jefferson (25)	Jefferson (7)	Durant (28)
60	3/5	107-124	@MIA	L	27-33	19,727	L3	Jefferson (38)	Jefferson (19)	James (61)
61	3/5	109-87	IND	W	28-33	15,372	W1	Jefferson (34)	Jefferson (8)	Turner (22)
62	3/7	101-92	CLE	W	29-33	15,688	W2	Jefferson (28)	Douglas-Roberts (9)	Walters/Deng (19)
63	3/8	89-111	@MEM	L	29-34	17,298	L1	Jefferson (17)	Zeller (9)	Conley (20)
64	3/10	105-98	DEN	W	30-34	14,312	W1	Jefferson (26)	Jefferson (13)	Lawson (24)
65	3/12	98095	@WAS	W	31-34	17,220	W2	Jefferson (26)	Kidd-Gilchrist (12)	Wall (23)
66	3/14	105-93	MIN	W	32-34	16,983	W3	Jefferson (25)	Jefferson (16)	Martin (19)
67	3/16	101-92	@MIL	W	33-34	14,536	W4	Walker (21)	Jefferson (7)	Knight (21)
68	3/17	83-97	ATL	L	33-35	14,419	L1	Walker (20)	Jefferson (12)	Millsp (28)
69	3/19	99-104	@BKN	L	33-36	17,222	L2	Jefferson (18)	Jefferson (12)	Williams (25)
70	3/22	124-94	POR	W	34-36	18,706	W1	Jefferson (28)	Henderson (8)	Lillard (20)
71	3/24	89-100	HOU	L	34-37	15,511	L1	Walker (22)	Jefferson (11)	Harden (31)
72	3/26	*116-111	BKN	W	35-37	15,943	W1	Jefferson (35)	Jefferson (15)	Williams (29)
73	3/28	*105-110	@ORL	L	35-38	16,003	L1	McRoberts/Walker (24)	Jefferson (8)	Vucetic (24)
74	3/31	100-94	WAS	W	36-38	14,894	W1	Walker (21)	Jefferson (11)	Beal (20)
75	4/2	123-93	@PHI	W	37-38	12,136	W2	Jefferson (25)	Jefferson (10)	Carter-Williams (22)
76	4/4	91-80	ORL	W	38-38	17,708	W3	Jefferson (29)	Jefferson (16)	Cladpo (21)
77	4/5	*96-94	@CLE	W	39-38	18,179	W4	Jefferson (24)	Jefferson (15)	Iring (44)
78	4/9	*94-88	@WAS	W	40-38	17,784	W5	Jefferson (20)	Jefferson (18)	Gortat (27)
79	4/11	103-106	@BOS	L	40-39	18,624	L1	Jefferson (32)	Jefferson (10)	Bradley (22)
80	4/12	111-105	PHI	W	41-39	17,140	W1	Jefferson (29)	Jefferson (12)	Carter-Williams (23)
81	4/14	95-93	@ATL	W	42-39	11,918	W2	Jefferson (27)	Jefferson (15)	Scott (20)
82	4/16	*91-86	CHI	W	43-39	17,627	W3	Walker (22)	Jefferson (18)	Augustin (17)

\*Denotes Number of Overtime Periods



# HISTORY



## 2012-13 FINAL ROSTER

RECORD: 21-61 HOME: 15-26 ROAD: 6-35 OVERTIME: 3-1 EASTERN: 18-34 WESTERN: 3-27

NO.	PLAYER	POS.	HT.	WT.	BIRTHDATE	PRIOR TO NBA/FROM	YRS
4	Jeff Adrien	F	6-7	245	2/10/86	Connecticut/USA	2
0	Bismack Biyombo	F/C	6-9	245	8/28/92	Fuenlabrada (Spain)/Dem. Rep. of Congo	1
2	DeSagana Diop	C	7-0	280	1/30/82	Oak Hill Academy (VA)/Senegal	11
8	Ben Gordon	G	6-3	200	4/4/83	Connecticut/England	8
33	Brendan Haywood	C	7-0	263	11/27/79	North Carolina/USA	11
9	Gerald Henderson	G	6-5	215	12/9/87	Duke/USA	3
14	Michael Kidd-Gilchrist	F	6-7	232	9/26/93	Kentucky/USA	R
11	Josh McRoberts	F	6-10	240	2/28/87	Duke/USA	5
22	Byron Mullens	F/C	7-0	275	2/14/89	Ohio State/USA	3
5	Jannero Pargo	G	6-1	185	10/22/79	Arkansas/USA	8
7	Ramon Sessions	G	6-3	190	4/11/86	Nevada/USA	5
44	Jeffery Taylor	F	6-7	225	5/23/89	Vanderbilt/Sweden	R
12	Tyrus Thomas	F	6-10	225	8/17/86	Louisiana State/USA	6
15	Kemba Walker	G	6-1	184	5/8/90	Connecticut/USA	1
55	Reggie Williams	G	6-6	205	9/14/86	Virginia Military Institute/USA	3

**HEAD COACH:** Mike Dunlap (Loyola Marymount)  
**ASSISTANT COACHES:** Brian Winters (South Carolina), Rick Brunson (Temple), Stephen Silas (Brown), Dan Leibovitz (Pennsylvania)

**HEAD ATHLETIC TRAINER:** Steve Stricker (Iowa State)  
**STRENGTH & CONDITIONING COACH:** Matt Friia (Ithaca)  
**ASSISTANT ATHLETIC TRAINER:** Dennis Williams (South Carolina)

PLAYER	G	GS	MIN	FG	FGA	PCT	3FG	FGA	PCT	FT	FTA	PCT	OFF	DEF	TOT	AST	PF	DQ	STL	TOBLK	PTS	AVG	
Walker	82	82	2859	526	1244	.423	107	332	.322	296	371	.798	60	223	283	471	153	1	160	200	31	1455	17.7
Henderson	68	58	2133	382	855	.447	33	100	.330	258	313	.824	55	195	250	177	149	0	68	108	34	1055	15.5
Sessions	61	0	1652	276	676	.408	33	107	.308	291	347	.839	27	142	169	230	91	0	48	104	7	876	14.4
Gordon	75	0	1560	310	760	.408	113	292	.387	107	127	.843	18	112	130	141	134	2	35	136	16	840	11.2
Mullens	53	41	1428	217	563	.385	66	208	.317	64	99	.646	71	266	337	81	110	0	34	74	32	564	10.6
Kidd-Gilchrist	78	77	2025	281	613	.458	2	9	.222	140	187	.749	131	324	455	117	164	1	54	101	70	704	9.0
Warrick	27	14	482	66	163	.405	0	3	.000	58	86	.674	21	68	89	25	37	0	12	29	6	190	7.0
Pargo (TOT)	32	0	507	78	212	.368	39	116	.336	12	13	.923	10	25	35	67	42	0	18	41	3	207	6.5
Pargo (CHA)	18	0	292	57	142	.401	29	76	.382	8	9	.889	9	13	22	34	26	0	15	28	2	151	8.4
Taylor	77	29	1507	172	399	.431	53	154	.344	75	103	.728	51	99	150	63	136	1	47	48	15	472	6.1
McRoberts (TOT)	67	22	1487	156	343	.455	24	84	.286	65	85	.765	93	232	325	141	131	2	32	66	27	401	6.0
McRoberts (CHA)	26	19	802	96	190	.505	7	29	.241	43	55	.782	52	136	188	71	66	2	22	38	6	242	9.3
Biyombo	80	65	2186	156	346	.451	0	0	---	74	142	.521	194	388	582	35	195	1	28	82	143	386	4.8
Thomas	26	2	360	48	136	.353	3	8	.375	26	31	.839	16	44	60	19	51	0	14	17	15	125	4.8
Adrien	52	5	713	72	168	.429	0	2	.000	65	100	.650	68	128	196	36	80	0	18	32	27	209	4.0
Williams	40	0	380	57	132	.432	22	72	.306	10	21	.476	8	43	51	39	19	0	12	19	1	146	3.7
Haywood	61	17	1162	93	216	.431	0	1	1.000	30	66	.455	125	165	290	29	125	0	16	50	49	216	3.5
Higgins	6	0	32	6	19	.316	1	5	.200	1	2	5.000	1	2	3	5	5	0	3	0	0	14	2.3
Diop	22	1	226	8	27	.296	0	1	1.000	0	1	1.000	10	41	51	13	19	0	5	8	16	16	0.7
Carroll	1	0	6	0	0	---	0	0	---	0	0	---	0	0	1	1	0	0	0	0	0	0	0.0
BOBCATS	82	--	19805	2823	6649	.425	469	1399	.335	1546	2060	.750	917	2389	3306	1587	1561	8	591	1153	479	7661	93.4
OPPONENTS	82	--	19805	3185	6762	.471	716	1847	.388	1332	1784	.747	971	2645	3616	2071	1746	12	569	1152	565	8418	102.7



G	DATE	SCORE	OPP	W/L	RECORD	ATTEN.	STREAK	CHARLOTTE HIGH SCORER	CHARLOTTE HIGH REBOUNDER	OPPONENTS HIGH SCORER
1	11/2	90-89	IND	W	1-0	19,124	W1	Walker (30)	Haywood (9)	Stephenson (15)
2	11/5	99-126	@DAL	L	1-1	19,490	L1	Sessions (22)	Haywood (11)	Mayo (30)
3	11/7	110-117	PHO	L	1-2	13,905	L2	Mullens (24)	Kidd-Gilchrist/Mullens (8)	Brown (24)
4	11/9	99-107	@NOH	L	1-3	12,668	L3	Gordon (34)	Gordon (34)	Anderson (25)
5	11/10	*101-97	DAL	W	2-3	15,765	W1	Walker (26)	Mullens (14)	Mayo (22)
6	11/15	92-76	WAS	W	3-3	11,139	W2	Sessions (21)	Haywood (11)	Ariza (19)
7	11/14	89-87	MEM	W	4-3	12,272	W3	Walker (22)	Mullens (15)	Kirilenko (26)
8	11/17	87-94	MEN	L	4-4	16,541	L1	Mullens (18)	Mullens (9)	Conley (20)
9	11/19	102-98	MIL	W	5-4	11,248	W1	Sessions (23)	Haywood (11)	Ellis (31)
10	11/21	98-97	TOR	W	6-4	15,240	W2	Walker (19)	Mullens/Biyombo (8)	Bargnani (25)
11	11/23	91-101	ATL	L	6-5	17,868	L1	Sessions (22)	Mullens (8)	Horford (26)
12	11/24	**108-106	@WAS	W	7-5	13,077	W1	Mullens (27)	Mullens/Kidd-Gilchrist (8)	Webster (21)
13	11/26	69-114	@OKC	L	7-6	18,202	L1	Taylor (10)	Dlop (9)	Durant (18)
14	11/28	91-94	@ATL	L	7-7	10,162	L2	Gordon (26)	Haywood (11)	Smith (17)
15	11/30	98-104	PHI	L	7-8	13,202	L3	Gordon (19)	Kidd-Gilchrist (8)	Turner (25)
16	12/5	*112-118	POR	L	7-9	12,640	L4	Gordon (29)	Mullens (12)	Aldridge (25)
17	12/5	98-100	NYK	L	7-10	18,097	L5	Walker (25)	Walker (25)	Anthony (23)
18	12/7	93-108	@MIL	L	7-11	13,371	L6	Henderson (19)	Kidd-Gilchrist (11)	Ilyasova (21)
19	12/8	102-132	SAS	L	7-12	17,321	L7	Walker (23)	Biyombo (8)	Green (23)
20	12/10	96-104	GSW	L	7-13	13,169	L8	Walker (24)	Biyombo (11)	Curry (27)
21	12/12	94-100	LAC	L	7-14	16,786	L9	Mullens (19)	Biyombo (9)	Griffin/Barnes/Paul (19)
22	12/13	90-113	@ATL	L	7-15	13,090	L10	Henderson (17)	Kidd-Gilchrist/Biyombo (6)	Harris (20)
23	12/15	98-107	ORL	L	7-16	16,217	L11	Walker (32)	Biyombo (9)	Davis/Affalo (20)
24	12/18	100-101	@LAL	L	7-17	18,997	L12	Walker (28)	Mullens (17)	Bryant (30)
25	12/19	104-121	@PHX	L	7-18	13,308	L13	Walker (27)	Kidd-Gilchrist (12)	Brown (26)
26	12/21	100-115	@GSW	L	7-19	19,596	L14	Henderson (23)	Biyombo (14)	Curry (27)
27	12/22	88-110	@DEN	L	7-20	17,555	L15	Sessions (23)	Mullens (14)	Kaufos (16)
28	12/26	92-105	MIA	L	7-21	19,602	L16	Walker (27)	Biyombo (10)	Wade (29)
29	12/28	81-97	@BKN	L	7-22	17,732	L17	Warrick (13)	Haywood (8)	Lopez (26)
30	12/29	95-98	NOH	L	7-23	18,110	L18	Kidd-Gilchrist (22)	Warrick (10)	Gordon (24)
31	12/31	91-81	@CHI	W	8-23	21,986	W1	Walker (18)	Biyombo (11)	Deng (20)
32	1/4	104-106	CLE	L	8-24	15,576	L1	Gordon (27)	Kidd-Gilchrist (9)	Irving (33)
33	1/6	*108-101	@DET	W	9-24	11,963	W1	Walker (20)	Biyombo (17)	Prince (21)
34	1/9	102-112	UTA	L	9-25	13,347	L1	Gordon (20)	Kidd-Gilchrist/Warrick (8)	Jefferson (26)
35	1/11	78-99	@TOR	L	9-26	14,373	L2	Kidd-Gilchrist/Walker/Gordon (12)	Adrien (9)	Anderson (16)
36	1/12	88-96	@IND	L	9-27	13,656	L3	Gordon (21)	Kidd-Gilchrist (8)	Hill (19)
37	1/14	89-100	@BOS	L	9-28	18,624	L4	Sessions/Warrick (16)	Kidd-Gilchrist (8)	Pierce (19)
38	1/15	76-103	IND	L	9-29	12,996	L5	Henderson (15)	Biyombo/Adrien (6)	Hibbert (18)
39	1/18	106-100	@ORL	W	10-29	16,296	W1	Walker (25)	Walker (8)	Affalo (230)
40	1/19	93-97	SAC	L	10-30	17,012	L1	Sessions (16)	Haywood (7)	Thornton (18)
41	1/21	94-100	HOU	L	10-31	16,108	L2	Walker (35)	Biyombo (9)	Harden (29)
42	1/23	92-104	ATL	L	10-32	12,534	L3	Sessions (27)	Biyombo (10)	Smith (30)
43	1/26	102-101	MIN	W	11-32	15,397	W1	Walker (25)	Biyombo (13)	Ridnour (22)
44	1/28	85-93	@CHI	L	11-33	21,308	L1	Gordon/Walker (18)	Adrien (10)	Butler (19)
45	1/30	78-102	@SAS	L	11-34	18,581	L2	Sessions (20)	Adrien/Walker (6)	Parker (22)
46	2/2	95-109	@HOU	L	11-35	15,494	L3	Walker (24)	Adrien (7)	Parsons/Patterson (24)
47	2/4	94-99	@MIA	L	11-36	19,600	L4	Sessions (18)	Mullens/Biyombo (9)	James (31)
48	2/6	95-122	@CLE	L	11-37	13,264	L5	Mullens (15)	Biyombo (8)	Irving (22)
49	2/8	93-100	LAL	L	11-38	19,624	L6	Henderson/Mullens (20)	Mullens (12)	Bryant (20)
50	2/9	76-87	@PHI	L	11-39	15,048	L7	Session (20)	Haywood (7)	Holiday (20)
51	2/11	94-91	BOS	W	12-39	15,709	W1	Mullens (25)	Mullens (18)	Green (18)
52	2/15	77-101	@IND	L	12-40	11,707	L1	Mullens (19)	Biyombo (16)	George (23)
53	2/19	105-92	@ORL	W	13-40	10,037	W1	Henderson/Walker (24)	Mullens (12)	Vucevic/Affalo (18)
54	2/20	99-105	DET	L	13-41	13,112	L1	Walker (24)	Biyombo (8)	Knight (21)
55	2/22	75-105	CHI	L	13-42	17,870	L2	Walker (27)	Biyombo (12)	Gibson (17)
56	2/23	99-113	DEN	L	13-43	18,481	L3	Walker (24)	Biyombo (9)	Lawson (20)
57	2/26	84-106	@LAC	L	13-44	19,060	L4	Henderson (24)	Mullens (8)	Griffin (24)
58	3/1	68-98	@UTA	L	13-45	17,691	L5	Mullens (12)	Mullens (7)	Kanter (23)
59	3/3	83-119	@SAC	L	13-46	14,555	L6	Henderson/Mullens (22)	McRoberts (16)	Salmons (22)
60	3/4	105-122	@POR	L	13-47	18,330	L7	Sessions (18)	Kidd-Gilchrist (10)	Aldridge (23)
61	3/6	78-99	BKN	L	13-48	13,382	L8	Kidd-Gilchrist (17)	McRoberts (6)	J. Johnson (22)
62	3/8	94-116	OKC	L	13-49	18,870	L9	Henderson (21)	Adrien (6)	Durant (19)
63	3/9	87-104	@WAS	L	13-50	16,357	L10	Walker (29)	Haywood/Biyombo (7)	Ariza (26)
64	3/12	100-74	BOS	W	14-50	15,006	W1	Henderson (35)	McRoberts (10)	Green (14)
65	3/16	78-92	@TOR	L	14-51	17,516	L1	Henderson (22)	McRoberts (9)	Gay (28)
66	3/16	88-105	@BOS	L	14-52	18,624	L2	Pargo (18)	McRoberts (10)	Terry (15)
67	3/18	119-114	WAS	W	15-52	10,141	W1	Henderson (27)	Kidd-Gilchrist (7)	Wall (25)
68	3/20	107-101	TOR	W	16-52	12,862	W2	McRoberts (17)	McRoberts (12)	Gay (25)
69	3/23	91-92	DET	L	16-53	16,375	L1	Walker (25)	Biyombo (10)	Villanueva (18)
70	3/24	77-109	@MIA	L	16-54	20,350	L2	Walker (20)	Biyombo (11)	James (32)
71	3/27	114-108	ORL	W	17-54	11,839	W1	Henderson/Walker (34)	McRoberts (8)	Harris (29)
72	3/29	102-111	@NYK	L	17-55	19,033	L1	Henderson (35)	Biyombo (9)	J. Smith (37)
73	3/30	92-100	@MIL	L	17-56	16,764	L2	Kidd-Gilchrist (21)	Kidd-Gilchrist (9)	Turner (22)
74	4/1	102-131	@PHI	L	17-57	15,315	L3	Walker (27)	McRoberts (10)	Sanders (24)
75	4/3	88-83	PHI	W	18-57	13,097	W1	Henderson (24)	McRoberts (16)	Wilkins (20)
76	4/5	79-89	MIA	L	18-58	19,568	L1	Kidd-Gilchrist (18)	Kidd-Gilchrist (14)	Miller (26)
77	4/6	96-105	@BKN	L	18-59	17,444	L2	Gordon (27)	Biyombo (10)	D. Williams (32)
78	4/9	75-94	@MEM	L	18-60	16,591	L3	Walker (19)	Biyombo (12)	Conley (20)
79	4/12	93-113	@DET	L	18-61	19,501	L4	Walker (28)	Biyombo (8)	Jerebko (21)
80	4/13	95-85	MIL	W	19-61	14,680	W1	Walker (21)	Biyombo (17)	Dunleavy (19)
81	4/15	106-105	NYK	W	20-61	15,238	W2	Henderson (27)	Biyombo (11)	Copeland (32)
82	4/17	105-98	CLE	W	21-61	13,487	W3	Walker (24)	McRoberts (8)	Irving (24)

\*Denotes Number of Overtime Periods

## HISTORY



### 2011-12 FINAL ROSTER

RECORD: 7-59 HOME: 4-29 ROAD: 3-30 OVERTIME: 0-2 EASTERN: 5-43 WESTERN: 2-16

NO.	PLAYER	POS.	HT.	WT.	BIRTHDATE	PRIOR TO NBA/FROM	YRS
14	D.J. Augustin	G	6-0	180	11/10/87	Texas/USA	3
0	Bismack Biyombo	F	6-9	245	8/28/92	Fuenlabrada (Spain)/Dem. Rep. of Congo	R
4	Derrick Brown	F	6-8	233	9/8/87	Xavier/USA	2
33	Matt Carroll	G	6-6	212	8/28/80	Notre Dame/USA	8
7	DeSagana Diop	C	7-0	280	1/30/82	Oak Hill Academy (VA)/Senegal	10
15	Gerald Henderson	G	6-5	215	12/9/87	Duke/USA	2
11	Cory Higgins	G	6-5	180	6/14/89	Colorado/USA	R
50	Corey Maggette	F	6-6	225	11/12/79	Duke/USA	12
9	Jamario Moon	F	6-8	215	6/13/80	Meridian CC (MS)/USA	4
22	Byron Mullens	C	7-0	275	2/14/89	Ohio State/USA	2
21	Eduardo Najera	F	6-8	235	7/11/76	Oklahoma/Mexico	11
12	Tyrus Thomas	F	6-10	225	8/17/86	Louisiana State/USA	5
1	Kemba Walker	G	6-1	184	5/8/90	Connecticut/USA	R
8	DJ White	F	6-9	235	8/31/86	Indiana/USA	3
55	Reggie Williams	G	6-6	205	9/14/86	Virginia Military Institute/USA	2

**HEAD COACH:** Paul Silas (Creighton)

**ASSISTANT COACHES:** Ralph Lewis (LaSalle), Stephen Silas (Brown), Rob Werdann (St. John's)

**HEAD ATHLETIC TRAINER:** Steve Stricker (Iowa State)

**STRENGTH & CONDITIONING COACH:** Matt Friia (Ithaca)

**ASSISTANT ATHLETIC TRAINER:** Dennis Williams (South Carolina)

**EQUIPMENT MANAGER:** Fred Clover (Campbell)

PLAYER	G	GS	MIN	FG	FGA	PCT	3FG	FGA	PCT	FT	FTA	PCT	OFF	DEF	TOT	AST	PF	DQ	STL	TO	BLK	PTS	AVG
Henderson	55	55	1831	332	723	.459	11	47	.234	155	204	.760	64	161	225	126	128	1	49	100	20	830	15.1
Maggette	32	28	881	139	373	.373	24	66	.364	178	208	.856	21	104	125	39	83	0	23	59	1	480	15.0
Walker	66	25	1792	281	767	.366	69	226	.305	168	213	.789	30	204	234	289	79	0	60	119	20	799	12.1
Augustin	48	46	1408	183	487	.376	61	179	.341	105	120	.875	24	85	109	307	65	0	36	110	1	532	11.1
Mullens	65	25	1465	251	591	.425	12	51	.235	92	112	.821	96	231	327	57	137	0	21	74	52	606	9.3
Williams	33	13	747	106	255	.416	33	107	.308	29	40	.725	27	66	93	60	34	0	20	33	3	274	8.3
Brown	65	17	1443	212	409	.518	6	24	.250	94	141	.667	95	141	236	67	96	0	48	55	12	524	8.1
Diaw	37	28	1018	116	283	.410	23	86	.267	17	27	.630	47	148	195	158	71	1	20	84	19	272	7.4
White	58	11	1098	174	353	.493	1	11,000		43	61	.705	50	159	209	47	94	0	17	43	23	392	6.8
Thomas	54	30	1013	120	327	.367	1	3,333		63	83	.759	49	151	200	35	144	2	36	53	60	304	5.6
Biyombo	63	41	1455	129	278	.464	0	0	---	69	143	.483	113	255	368	27	145	1	20	71	115	327	5.2
Higgins	38	0	423	52	160	.325	4	20	.200	42	60	.700	7	28	35	36	40	0	5	39	6	150	3.9
Carroll	53	2	596	52	157	.331	8	43	.186	30	38	.789	8	50	58	38	52	0	16	24	7	142	2.7
Najera	22	0	270	24	64	.375	8	29	.276	2	4	.500	11	39	50	12	40	0	19	7	4	58	2.6
Moon	8	0	123	7	24	.292	2	10	.200	2	2	1,000	2	20	22	5	5	0	1	8	5	18	2.3
Diop	27	9	325	15	42	.357	0	0	---	1	6	.167	33	52	85	23	36	0	6	19	13	31	1.1
BOBCATS	66	--	15890	2193	5293	.414	263	892	.295	1090	1462	.746	677	1894	2571	1326	1249	5	397	957	361	5739	87.0
OPPONENTS	66	--	15890	2568	5411	.475	406	1142	.356	1115	1486	.750	778	2193	2971	1537	1341	5	499	890	378	6657	100.9

G	DATE	SCORE	OPP	W/L	RECORD	ATTEN.	STREAK	CHARLOTTE HIGH SCORER	CHARLOTTE HIGH REBOUNDER	OPPONENTS HIGH SCORER
1	12/26	96-95	MIL	W	1-0	17,173	W1	Augustin(19)	Diaw(11)	Jennings(22)
2	12/28	95-96	MIA	L	1-1	19,614	L1	Henderson(21)	Diaw(16)	James(35)
3	12/30	79-100	ORL	L	1-2	18,064	L2	Maggette(20)	Drop/Maggette(7)	Anderson(23)
4	1/1	90-129	@MIA	L	1-3	20,016	L3	White(21)	Brown(7)	Bosh(24)
5	1/3	101-115	@CLE	L	1-4	14,173	L4	Augustin(26)	Maggette(8)	Irving(20)
6	1/4	118-110	@NYK	W	2-4	19,763	W1	Diaw(27)	White(9)	Anthony(32)
7	1/6	*96-102	ATL	L	2-5	17,827	L1	Augustin(21)	Diaw/White(9)	Smith(23)
8	1/7	77-99	@IND	L	2-6	17,226	L2	Augustin(20)	Mullens(11)	Hibbert(20)
9	1/9	87-91	@NYK	L	2-7	19,763	L3	Diaw(19)	Diaw(10)	Stoudemire(25)
10	1/10	70-82	HOU	L	2-8	13,421	L4	Mullens(15)	Mullens(10)	Parsons(20)
11	1/12	81-111	@ATL	L	2-9	10,597	L5	Mullens(21)	Diaw(16)	Smith(30)
12	1/15	81-98	DET	L	2-10	18,043	L6	Mullens(18)	Diaw/Mullens/Thomas(7)	Jerebko(22)
13	1/14	112-100	GSW	W	3-10	16,122	W1	Henderson(26)	Mullens(7)	Lee(24)
14	1/16	94-102	CLE	L	3-11	14,988	L1	Augustin(24)	Mullens(12)	Irving(25)
15	1/17	89-96	@ORL	L	3-12	18,846	L2	Henderson(22)	Biyombo(10)	Howard(25)
16	1/21	89-95	@CHI	L	3-13	21,861	L3	Henderson(22)	Henderson(9)	Bozser(23)
17	1/22	87-97	@NJN	L	3-14	10,035	L4	Walker(16)	Biyombo(7)	Brooks(20)
18	1/24	78-111	NYK	L	3-15	16,802	L5	Walker(22)	Diaw(6)	Chandler(20)
19	1/25	75-92	@WAS	L	3-16	15,286	L6	Carroll(17)	Thomas(9)	Young(20)
20	1/27	72-89	@PHI	L	3-17	16,199	L7	Walker(14)	Walker(8)	Williams(17)
21	1/28	99-102	WAS	L	3-18	17,761	L8	Mullens(23)	Thomas/Walker(10)	McGee(22)
22	1/31	73-106	@LAL	L	3-19	18,997	L9	Henderson(14)	Drop(8)	Bryant(24)
23	2/1	68-112	@POR	L	3-20	20,608	L10	Henderson(16)	Diaw(6)	Crawford(24)
24	2/4	89-95	@PHO	L	3-21	14,928	L11	Walker(22)	Thomas(13)	Redd(17)
25	2/7	84-94	@BOS	L	3-22	18,624	L12	Williams(21)	Walker(7)	Garnett(22)
26	2/10	64-95	CHI	L	3-23	19,379	L13	Brown(10)	Biyombo(10)	Noah(17)
27	2/11	86-111	LAC	L	3-24	19,110	L14	Walker(19)	Maggette/Biyombo(6)	Griffin(21)
28	2/13	89-98	PHI	L	3-25	13,773	L15	Maggette(22)	Mullens(9)	Williams(23)
29	2/15	90-102	@MIN	L	3-26	15,139	L16	Walker(21)	Diaw(9)	Love(30)
30	2/17	98-91	@TOR	W	4-26	15,575	W1	Williams(22)	Biyombo(13)	DeRozan(24)
31	2/19	73-108	@IND	L	4-27	11,673	L1	Brown(16)	Biyombo(8)	Hibbert(18)
32	2/22	88-102	IND	L	4-28	13,458	L2	Maggette(20)	Diaw(11)	Hansbrough(22)
33	2/29	94-109	@DET	L	4-29	14,534	L3	Maggette(17)	Diaw(6)	Stuckey(29)
34	3/2	72-102	@SAS	L	4-30	18,581	L4	Diaw/Maggette(14)	Drop(7)	Parker(15)
35	3/4	101-104	NJN	L	4-31	13,564	L5	Maggette(24)	Maggette(7)	D. Williams(57)
36	3/6	100-84	ORL	W	5-31	13,110	W1	Maggette(29)	Biyombo(15)	Howard(15)
37	3/7	93-99	UTA	L	5-32	10,891	L1	Maggette(25)	Biyombo(9)	Jefferson(31)
38	3/9	74-83	NJN	L	5-33	14,672	L2	Maggette(19)	Biyombo(11)	Humphries(20)
39	3/10	95-122	@OKC	L	5-34	18,203	L3	Augustin(22)	Biyombo(8)	Harden(33)
40	3/12	73-71	@NOH	W	6-34	15,254	W1	Henderson(15)	Thomas/Biyombo(7)	Jack(15)
41	3/14	87-107	@HOU	L	6-35	18,128	L1	Brown(15)	Biyombo(5)	Scola(23)
42	3/15	96-101	@DAL	L	6-36	20,506	L2	Maggette(21)	Biyombo(11)	Nowitzki(27)
43	3/17	107-103	TOR	W	7-36	15,108	W1	Henderson(24)	Biyombo(9)	Bayless(29)
44	3/19	80-105	PHI	L	7-37	12,792	L1	Henderson(14)	Biyombo(9)	Holiday/Young(20)
45	3/23	92-112	MIL	L	7-38	13,729	L2	Henderson(29)	Thomas(7)	Mbah a Moute(20)
46	3/24	89-102	@NJN	L	7-39	13,297	L3	Mullens(17)	Mullens(10)	Humphries(20)
47	3/26	95-102	BOS	L	7-40	16,357	L4	Henderson(21)	Mullens(7)	Pierce(36)
48	3/28	83-88	MIL	L	7-41	10,540	L5	Maggette(22)	Najera(8)	Love(40)
49	3/30	88-99	DEN	L	7-42	13,806	L6	Henderson(21)	Mullens(10)	Afflalo(19)
50	3/31	*107-110	@DET	L	7-43	17,082	L7	Mullens(20)	Mullens(9)	Prince(24)
51	4/3	87-92	@TOR	L	7-44	14,640	L8	Mullens(20)	Mullens(14)	Bargnani(30)
52	4/4	93-120	@ATL	L	7-45	13,046	L9	Walker(21)	Henderson/Mullens(7)	Smith(24)
53	4/6	90-95	@MIL	L	7-46	13,574	L10	Mullens(31)	Mullens/Biyombo(14)	Ellis(25)
54	4/7	96-116	ATL	L	7-47	14,715	L11	Higgins(22)	Biyombo/White(5)	J. Johnson(18)
55	4/9	85-113	WAS	L	7-48	10,303	L12	Maggette(25)	Brown(8)	Crawford(20)
56	4/10	90-103	@CLE	L	7-49	13,576	L13	Henderson(21)	Biyombo(8)	Hudson(25)
57	4/12	85-109	DET	L	7-50	10,828	L14	Brown/Augustin(13)	Mullens(6)	Monroe(25)
58	4/13	82-105	@MIA	L	7-51	19,600	L15	Brown(21)	Brown(9)	James(19)
59	4/15	82-94	BOS	L	7-52	15,169	L16	Henderson(22)	Biyombo/Brown(7)	Bass/Bradley(22)
60	4/16	67-75	NOH	L	7-53	10,876	L17	Henderson(27)	Mullens(10)	Vasquez(20)
61	4/18	68-100	CHI	L	7-54	14,221	L18	Walker(16)	Biyombo(15)	Hamilton(22)
62	4/20	80-85	MEM	L	7-55	13,428	L19	Henderson(32)	Mullens(11)	Conley(20)
63	4/22	88-114	SAC	L	7-56	11,337	L20	Mullens/Walker/Brown(13)	Mullens(8)	Cousins(23)
64	4/23	73-101	@WAS	L	7-57	12,355	L21	Henderson(19)	Mullens(8)	News(18)
65	4/25	95-102	@ORL	L	7-58	19,152	L22	Augustin(23)	Walker(9)	Redick(31)
66	4/26	84-104	NYK	L	7-59	16,023	L23	Henderson(21)	Moon(8)	Smith(22)

\*Denotes Number of Overtime Periods

# HISTORY



## 2010-11 FINAL ROSTER

RECORD: 34-48 HOME: 21-20 ROAD: 13-28 OVERTIME: 3-2 EASTERN: 22-30 WESTERN: 12-18

NO.	PLAYER	POS.	HT.	WT.	BIRTHDATE	PRIOR TO NBA/FROM	YRS
14	D.J. Augustin	G	6-0	180	11/10/87	Texas	2
54	Kwame Brown	C	6-11	270	3/10/82	Glynn Academy HS (GA)	9
33	Matt Carroll	G	6-6	212	8/28/80	Notre Dame	7
44	Dante Cunningham	F	6-8	230	4/22/87	Villanova	1
32	Boris Diaw	F	6-8	245	4/16/82	Cormeil-en-Parisis, France	7
7	DeSagana Diop	C	7-0	280	1/30/82	Oak Hill Academy (VA)	9
15	Gerald Henderson	G	6-5	215	12/9/87	Duke	1
1	Stephen Jackson	G/F	6-8	230	4/5/78	Oak Hill Academy (VA)	10
2	Shaun Livingston	G	6-7	190	9/11/85	Peoria Central HS (IL)	5
5	Dominic McGuire	F	6-9	235	10/20/85	Fresno State	3
21	Eduardo Najera	F	6-8	235	7/11/76	Oklahoma	10
10	Joel Przybilla	C	7-1	245	10/10/79	Minnesota	10
41	Garrett Temple	G	6-5	180	5/8/86	Louisiana State	1
12	Tyrus Thomas	F	6-10	225	8/17/86	Louisiana State	4
8	DJ White	F	6-9	235	8/31/86	Indiana	2

**HEAD COACH:** Paul Silas (Creighton)

**ASSISTANT COACHES:** Ralph Lewis (LaSalle), Charles Oakley (Virginia Union), Stephen Silas (Brown)

**HEAD ATHLETIC TRAINER:** Steve Stricker (Iowa State)

**STRENGTH & CONDITIONING COACH:** Michael Irr (Connecticut)

**ASSISTANT ATHLETIC TRAINER:** Dennis Williams (South Carolina)

**EQUIPMENT MANAGER:** Fred Glover (Campbell)

PLAYER	G	CS	MIN	FG	FGA	PCT	3FG	FGA	3PT	FT	FTA	PCT	OFF	DEF	TOT	AST	PF	DQ	STL	TO	BLK	PTS	AVG
Jackson	67	67	2405	435	1059	.411	121	359	.337	249	305	.816	53	251	304	241	161	2	80	209	28	1240	18.5
Wallace	48	48	1872	252	582	.433	35	106	.330	210	284	.739	72	322	394	116	120	2	59	100	48	749	15.6
Augustin	82	82	2757	399	958	.416	111	333	.333	269	297	.906	38	187	225	498	152	0	54	155	3	1178	14.4
Diaw	82	82	2778	381	774	.492	78	226	.345	84	123	.683	105	309	414	337	190	1	74	166	46	924	11.3
Thomas	41	2	861	156	331	.471	0	3.000		107	136	.787	65	159	224	29	113	1	30	65	66	419	10.2
Henderson	68	30	1661	259	570	.454	7	36	.194	128	163	.785	49	158	207	101	118	1	50	64	32	653	9.6
K. Brown	66	50	1714	194	375	.517	0	0		136	231	.589	147	303	450	43	174	0	26	69	39	524	7.9
Mohammed	51	30	851	159	317	.502	0	1.000		52	88	.591	94	158	252	17	121	0	14	51	46	370	7.3
Livingston	73	0	1261	185	397	.466	1	4.250		108	125	.864	29	120	149	164	109	0	47	88	29	479	6.6
Cunningham (TOT)	78	18	1637	218	472	.462	1	13.077		45	62	.726	96	181	277	43	177	1	54	51	43	482	6.2
Cunningham (CHA)	22	9	529	92	181	.508	1	9.111		13	17	.765	23	65	88	13	38	0	15	18	11	198	9.0
White (TOT)	47	0	685	111	219	.507	0	2.000		46	64	.719	43	115	158	19	77	0	12	14	20	268	5.7
White (CHA)	24	0	466	81	154	.526	0	2.000		41	54	.759	31	75	106	15	46	0	6	7	12	203	8.5
Carroll	54	1	582	89	199	.447	17	46	.370	40	52	.769	12	56	68	23	43	0	17	23	6	235	4.4
D. Brown	41	1	488	62	113	.549	2	6.333		25	47	.532	32	52	84	29	48	0	16	28	8	151	3.7
McGuire	52	8	760	72	182	.396	0	2.000		30	39	.769	63	136	199	43	94	0	10	25	33	174	3.3
Temple (TOT)	24	0	230	20	68	.294	10	37	.270	7	17	.412	1	22	23	32	24	0	11	23	6	57	2.4
Temple (CHA)	12	0	126	12	42	.286	7	26	.269	7	11	.636	0	15	15	24	14	0	9	20	4	38	3.2
Najera	31	0	372	26	72	.361	11	34	.324	6	11	.545	14	30	44	20	52	0	11	13	6	69	2.2
Przybilla (TOT)	36	9	520	25	44	.568	0	0	---	14	27	.519	37	108	145	13	79	1	5	29	15	64	1.8
Przybilla (CHA)	5	0	74	4	10	.400	0	0	---	1	4	.250	9	15	24	0	16	0	1	0	7	1	9.1
Marks (TOT)	29	0	208	19	44	.432	2	21.000		5	8	.625	16	24	40	4	44	0	3	11	5	45	1.6
Diop	16	0	181	8	24	.333	0	0	---	4	11	.364	12	28	40	7	26	1	4	11	15	20	1.3
Peterson (TOT)	4	0	23	2	5	.400	0	1.000		0	0	---	0	3	3	1	5	0	0	0	0	4	1.0
Collins	20	0	66	7	25	.280	2	10.200		1	11.000		0	5	5	8	2	0	2	4	0	17	0.9
BOBCATS	82	--	19805	2873	6365	.451	393	1203	.327	1511	1999	.756	848	2444	3292	1728	1637	9	524	1192	433	7650	93.3
OPPONENTS	82	--	19805	2956	6492	.455	577	1609	.359	1489	1908	.780	804	2446	3250	1777	1730	5	601	1082	496	7978	97.3

G	DATE	SCORE	OPP	W/L	RECORD	ATTEN.	STREAK	CHARLOTTE HIGH SCORER	CHARLOTTE HIGH REBOUNDER	OPPONENTS HIGH SCORER
1	10/27	86-101	@DAL	L	0-1	19,440	L1	Thomas (22)	Wallace (9)	Nowitzki (28)
2	10/29	101-104	IND	L	0-2	18,351	L2	Wallace (29)	Diaw (8)	Granger (33)
3	10/30	88-98	@MIL	L	0-3	16,519	L3	Augustin (26)	Thomas (7)	Delfino (23)
4	11/3	85-83	@NJ	W	1-3	11,778	W1	Diaw (24)	Wallace (11)	Harris (19)
5	11/5	90-97	@DET	L	1-4	13,291	L1	Jackson (28)	Diaw/D.Brown (7)	Gordon (20)
6	11/6	88-91	ORL	L	1-5	18,136	L2	Wallace (25)	Wallace (14)	Lewis/Howard (22)
7	11/8	91-95	SAS	L	1-6	14,152	L3	Thomas (16)	Thomas (8)	Ginobili (26)
8	11/10	101-96	@TOR	W	2-6	14,309	W1	Jackson (20)	Wallace (14)	Bargnani (25)
9	11/12	93-85	@WAS	W	3-6	14,855	W2	Wallace (25)	Wallace (14)	Blatche (22)
10	11/15	95-96	UTA	L	3-7	15,486	L1	Jackson (24)	Mohammed (20)	Jefferson (19)
11	11/15	113-110	MIN	W	4-7	11,211	W1	Jackson/Wallace (26)	Thomas (10)	Beasley (28)
12	11/19	87-95	@MIA	W	4-8	19,600	L1	Jackson (30)	Wallace (9)	James (32)
13	11/20	123-105	PHO	W	5-8	16,428	W1	Diaw (26)	Jackson (10)	Hill (23)
14	11/25	107-110	@NY	L	5-9	19,765	L1	Augustin (24)	Wallace (8)	Douglas (22)
15	11/24	95-99	NY	L	5-10	15,588	L2	Thomas (26)	Thomas (11)	Felton (23)
16	11/26	99-89	HOU	W	6-10	16,473	W1	Wallace (21)	Wallace (14)	Budinger (19)
17	11/27	101-104	@MIL	L	6-11	15,213	L1	Augustin (25)	McGuire (26)	Jennings (32)
18	12/1	73-89	@NOH	L	6-12	10,866	L2	Wallace (18)	Thomas (10)	West (22)
19	12/3	*91-84	NJ	W	7-12	12,183	W1	Jackson (25)	Diaw (16)	Outlaw (21)
20	12/4	91-109	@PHI	L	7-13	14,611	L1	Diaw (19)	K. Brown (7)	Meeks (26)
21	12/7	100-98	DEN	W	8-13	15,737	W1	Jackson (23)	Jackson/Wallace (9)	Phillips (25)
22	12/10	92-100	@IND	L	8-14	13,128	L1	Wallace (26)	Wallace (13)	Granger (18)
23	12/11	62-83	BOS	L	8-15	19,603	L2	Mohammed (14)	K. Brown (9)	Davis/Allen (16)
24	12/14	97-91	TOR	W	9-15	12,482	W1	Mohammed (18)	Mohammed (8)	Bayless (17)
25	12/15	80-113	@MEM	L	9-16	12,219	L1	Jackson (16)	McGuire (7)	Mayo (24)
26	12/17	85-90	@ATL	L	9-17	15,006	L2	Diaw/Augustin (22)	McGuire (17)	Horford/Johnson/Williams (16)
27	12/20	75-108	@GSW	L	9-18	13,823	L3	Jackson (13)	Diaw (7)	Young (27)
28	12/21	81-99	OKC	L	9-19	16,876	L4	Jackson (20)	Diaw (7)	Durant (32)
29	12/27	105-100	DET	W	10-19	14,418	W1	Augustin (27)	Jackson (9)	Villanueva (25)
30	12/29	101-92	CLE	W	11-19	15,287	W2	Jackson (38)	Wallace (10)	Sessions (22)
31	12/31	*95-96	GSW	L	11-20	16,249	L1	Jackson (22)	McGuire/Mohammed/Wallace (8)	Ellis (25)
32	1/3	82-96	MIA	L	11-21	19,233	L2	Jackson (22)	Jackson (22)	James (38)
33	1/5	*108-105	@MIN	W	12-21	14,881	W1	Thomas (11)	K. Brown (14)	Love (35)
34	1/8	104-89	WAS	W	13-21	16,038	W2	Jackson (21)	Diaw/Jackson (10)	Hinrich (18)
35	1/10	96-82	MEM	W	14-21	10,188	W3	Jackson (27)	Diaw (9)	Randolph (15)
36	1/12	96-91	CHI	W	15-21	12,468	W4	Augustin (22)	Thomas (13)	Bozser (23)
37	1/14	94-99	@BOS	L	15-22	18,624	L1	Wallace (20)	Thomas (9)	S. O'Neal (23)
38	1/15	81-88	NO	L	15-23	17,486	L2	Jackson/Wallace (15)	K. Brown (14)	West (26)
39	1/17	*92-96	@PHI	L	15-24	13,508	L3	Diaw (25)	K. Brown (16)	Williams (23)
40	1/18	83-82	@CHI	W	16-24	21,263	W1	Augustin (15)	Wallace (16)	Rose (33)
41	1/20	100-97	PHI	W	17-24	14,326	W2	Augustin (31)	K. Brown (9)	Young (21)
42	1/22	87-103	@ATL	L	17-25	17,286	L1	Augustin (20)	Wallace (8)	Johnson (32)
43	1/25	94-89	@SAC	W	18-25	13,984	W1	Jackson (21)	K. Brown (18)	Evans/Landry (19)
44	1/26	114-107	@PHO	W	19-25	16,986	W2	Jackson (23)	K. Brown/Wallace (10)	Nash (27)
45	1/28	*121-113	@GSW	W	20-25	18,407	W3	Jackson (31)	Jackson (7)	Curry (27)
46	1/29	88-103	@LAC	L	20-26	18,332	L1	Jackson/Henderson (14)	K. Brown (12)	Griffin (24)
47	1/31	78-83	@UTA	L	20-27	19,499	L2	Jackson (24)	Jackson/Augustin (8)	Jefferson (21)
48	2/2	97-87	@DET	W	21-27	14,376	W1	Jackson (39)	K. Brown (10)	Gordon (20)
49	2/4	97-109	MIA	L	21-28	19,592	L1	Jackson/Wallace (25)	Wallace (10)	Wade (22)
50	2/5	92-101	DAL	L	21-29	17,743	L2	Augustin (21)	Wallace (11)	Nowitzki (25)
51	2/7	94-89	BOS	W	22-29	19,081	W1	Wallace (19)	Wallace (16)	Allen (25)
52	2/9	103-104	@IND	L	22-30	10,258	L1	Jackson (27)	Wallace (9)	Hibbert (29)
53	2/11	89-94	NJ	L	22-31	15,386	L2	Jackson (21)	Wallace (9)	Lopez (31)
54	2/12	88-96	@ATL	W	23-31	16,948	W1	Jackson (32)	Wallace (13)	Smith (28)
55	2/14	109-89	LAL	W	24-31	19,488	W2	Wallace (20)	Wallace (11)	Bryant (20)
56	2/15	94-106	@CHI	L	24-32	21,391	L1	Henderson (22)	Wallace (8)	Denig (24)
57	2/22	114-101	TOR	W	25-32	12,976	W1	Augustin (23)	Mohammed (14)	Weems (19)
58	2/25	110-98	SAC	W	26-32	15,782	W2	Jackson (30)	K. Brown (15)	Dalembert (18)
59	2/27	86-100	ORL	L	26-33	18,846	L1	Jackson (35)	Diaw (19)	Howard (20)
60	3/2	80-120	@DEN	L	26-34	14,255	L2	Carroll (19)	Diaw (6)	Chandler (16)
61	3/4	84-92	@LAL	L	26-35	18,997	L3	Augustin (22)	McGuire/Przybylla (8)	Bryant (27)
62	3/5	69-93	@POR	L	26-36	25,588	L4	Henderson (16)	White (9)	Aldridge (26)
63	3/7	87-82	LAC	L	26-37	16,438	L5	Henderson (20)	Diaw (8)	Griffin/Williams (17)
64	3/9	84-101	CHI	L	26-38	15,286	L6	Henderson (21)	K. Brown (11)	Kover/Rose (20)
65	3/11	97-92	POR	W	27-38	18,176	W1	Jackson (29)	Jackson (10)	Matthews (20)
66	3/13	95-90	@TOR	W	28-38	16,557	W2	Augustin (23)	Jackson/K. Brown (5)	Bargnani (17)
67	3/16	78-94	@HOU	L	28-39	14,822	L1	Augustin (22)	K. Brown/White (6)	Martin (21)
68	3/18	82-99	@OKC	L	28-40	18,203	L2	Jackson (18)	K. Brown (8)	Durant (25)
69	3/19	98-109	@SAS	L	28-41	19,073	L3	Henderson (19)	K. Brown (7)	Novak (19)
70	3/23	88-111	IND	L	28-42	14,703	L4	Augustin (17)	K. Brown (9)	Granger (33)
71	3/25	83-81	@BOS	W	29-42	18,624	W1	White (17)	McGuire/K. Brown (7)	Pierce (18)
72	3/26	114-106	NY	W	30-42	19,356	W2	Diaw (20)	Diaw (8)	Anthony (36)
73	3/28	87-86	MIL	W	31-42	12,368	W3	Jackson (18)	Thomas (6)	Jennings/Bogut (26)
74	3/30	98-97	CLE	W	32-42	12,584	W4	Diaw (26)	K. Brown (8)	Sessions (24)
75	4/1	77-89	@ORL	L	32-43	18,969	L1	Cunningham (21)	K. Brown (11)	Howard (26)
76	4/3	91-97	WAS	L	32-44	16,444	L2	Carroll (26)	White (8)	Blatche (25)
77	4/5	89-99	@CLE	L	32-45	19,835	L3	Augustin (22)	Cunningham/Diaw (11)	Sessions (18)
78	4/6	*102-111	ORL	L	32-46	16,234	L4	Henderson (32)	Cunningham (10)	Arenas (25)
79	4/8	103-112	MIA	L	32-47	19,897	L5	K. Brown (23)	K. Brown (13)	Wade/Bosh (27)
80	4/10	101-112	DET	L	32-48	16,234	L6	Henderson (21)	K. Brown (7)	Stuckey (24)
81	4/11	105-103	@NJN	W	33-48	13,853	W1	Cunningham (21)	K. Brown (7)	Lopez (31)
82	4/13	96-85	ATL	W	34-48	16,138	W2	Henderson (20)	K. Brown (8)	Powell (16)

\* Denotes Number of Overtime Periods



# HISTORY



## 2009-10 FINAL ROSTER

RECORD: 44-38 HOME: 31-10 ROAD: 13-28 OVERTIME: 4-3 EASTERN: 27-25 WESTERN: 17-13

NO.	PLAYER	POS.	HT.	WT.	BIRTHDATE	PRIOR TO NBA/FROM	YRS
21	Alexis Ajinca	C	7-1	262	5/6/88	Saint Etienne, France	1
14	D.J. Augustin	G	6-0	180	11/10/87	Texas	1
4	Derrick Brown	F	6-7	225	9/8/87	Xavier	R
6	Tyson Chandler	C	7-1	235	10/2/82	Dominguez HS (CA)	8
32	Boris Diaw	F	6-8	235	4/16/82	Cormeil-en-Parisis, France	6
7	DeSagana Diop	C	7-0	280	1/30/82	Oak Hill Academy (VA)	8
20	Raymond Felton	G	6-1	198	6/26/84	North Carolina	4
23	Stephen Graham	F	6-6	215	6/11/82	Oklahoma State	4
15	Gerald Henderson	G	6-5	215	12/9/87	Duke	R
0	Larry Hughes	G	6-5	185	1/23/79	St. Louis	11
1	Stephen Jackson	G/F	6-8	215	4/5/78	Oak Hill Academy (VA)	9
13	Nazr Mohammed	C	6-10	250	9/5/77	Kentucky	11
42	Theo Ratliff	C	6-10	235	4/17/73	Wyoming	14
12	Tyrus Thomas	F	6-10	225	8/17/86	Louisiana State	3
3	Gerald Wallace	F	6-7	220	7/23/82	Alabama	8

**HEAD COACH:** Larry Brown (North Carolina)

**ASSISTANT COACHES:** Herb Brown (Vermont), Jeff Capel (Fayetteville State), Phil Ford (North Carolina), Dave Hanners (North Carolina), LaSalle Thompson (Texas)

**HEAD ATHLETIC TRAINER:** Steve Stricker (Iowa State)

**STRENGTH & CONDITIONING COACH:** Michael Irr (Connecticut)

**ASSISTANT ATHLETIC TRAINER:** Dennis Williams (South Carolina)

**EQUIPMENT MANAGER:** Fred Glover (Campbell)

PLAYER	G	GS	MIN	FG	FGA	PCT	3FG	FGA	PCT	FT	FTA	PCT	OFF	DEF	TOT	AST	PF	DQ	STL	TO	BLK	PTS	AVG
Jackson (TOT)	81	81	3129	600	1418	.423	129	393	.328	338	434	.779	78	323	401	300	197	1	132	259	43	1667	20.6
Jackson (CHA)	72	72	2829	544	1285	.423	118	353	.334	312	397	.786	72	294	366	258	181	1	118	233	37	1518	21.1
Wallace	76	76	3119	456	943	.484	52	140	.371	422	544	.776	150	612	762	161	194	1	117	178	83	1386	18.2
Felton	80	80	2643	388	846	.459	60	156	.385	132	173	.763	53	235	288	446	172	1	123	168	22	968	12.1
Bell	5	5	157	24	55	.436	9	24	.375	3	31.000		5	16	21	10	13	0	4	5	2	60	12.0
Diaw	82	82	2906	373	773	.483	66	206	.320	113	147	.769	131	293	424	325	219	3	60	178	57	925	11.3
Murray	46	1	993	160	411	.389	41	131	.313	93	131	.710	15	83	98	84	77	0	28	65	12	454	9.9
Thomas (TOT)	54	3	1220	194	420	.462	0	3	0.000	120	175	.686	81	254	335	56	129	2	63	92	85	508	9.4
Thomas (CHA)	25	0	542	95	215	.442	0	2	0.000	62	85	.729	39	113	152	23	65	0	23	40	37	252	10.1
Hughes (TOT)	45	16	1115	137	386	.355	43	139	.309	94	113	.832	23	119	142	137	70	0	52	75	15	411	9.1
Hughes (CHA)	14	2	295	35	107	.327	15	42	.357	29	34	.853	7	25	32	28	17	0	12	19	5	114	8.1
Mohammed	58	29	984	189	342	.553	0	0	---	81	125	.648	114	190	304	28	105	0	15	53	43	459	7.9
Chandler	51	27	1163	109	190	.574	0	0	---	115	157	.732	114	206	320	16	138	1	17	91	55	333	6.5
Augustin	80	2	1472	168	435	.386	70	178	.393	102	131	.779	11	86	97	193	127	0	45	74	5	508	6.4
Radmanovic	8	0	133	14	42	.333	7	22	.318	4	6	.667	8	21	29	7	18	0	3	5	1	39	4.9
Graham	70	8	804	119	240	.496	16	50	.320	42	65	.646	24	111	135	23	94	0	20	36	10	296	4.2
Ratliff (TOT)	49	29	806	70	152	.461	0	0	---	38	50	.760	59	98	157	25	87	1	12	41	61	178	3.6
Ratliff (CHA)	28	26	624	54	116	.466	0	0	---	36	46	.783	44	73	117	16	60	1	9	25	43	144	5.1
Brown	57	0	535	68	147	.463	2	7	.286	48	72	.667	31	47	78	19	53	0	21	19	10	186	3.3
Henderson	43	0	355	37	104	.356	4	19	.211	35	47	.745	15	40	55	13	25	0	10	14	9	113	2.6
Law	9	0	33	5	16	.313	0	1	1.000	6	7	.857	0	1	1	3	3	0	1	3	1	16	1.8
Ajinca	6	0	30	5	10	.500	0	0	---	0	1.000		1	3	4	0	5	0	1	2	1	10	1.7
Diop	27	0	262	15	29	.517	0	0	---	2	9	.222	24	41	65	5	31	1	5	12	14	32	1.2
BOBCATS	82	--	19880	2858	6306	.453	460	1331	.346	1637	2180	.751	858	2490	3348	1658	1597	9	632	1290	446	7813	95.3
OPPONENTS	82	--	19880	2925	6536	.448	573	1696	.338	1270	1710	.743	868	2382	3250	1666	1804	11	614	1256	502	7693	93.8

G	DATE	SCORE	OPP	W/L	RECORD	ATTEN.	STREAK	CHARLOTTE HIGH SCORER	CHARLOTTE HIGH REBOUNDER	OPPONENTS HIGH SCORER
1	10/28	59-92	@BOS	L	0-1	18,624	L1	Wallace (10)	Wallace (12)	R. Allen (18)
2	10/30	**102-100	NY	W	1-1	18,624	W1	Felton (22)	Wallace (15)	Harrington/Lee/Robinson (17)
3	10/31	79-90	@CLE	L	1-2	20,562	L1	Radmanovic (12)	Wallace (9)	M. Williams (24)
4	11/2	79-68	NJ	W	2-2	9,380	W1	Wallace (24)	Wallace (20)	Douglas-Roberts (20)
5	11/6	103-83	@CHI	L	3-2	15,874	W2	Bell (24)	Wallace (18)	Crawford/Williams/Josh Smith (13)
6	11/7	90-93	@CFL	W	3-3	21,108	L1	Diaw (20)	Wallace (9)	Salmons (27)
7	11/10	81-93	ORL	L	3-4	13,415	L2	Felton (18)	Wallace (9)	Carter/Howard (15)
8	11/11	75-98	@DET	L	3-5	15,417	L3	Mohammed (13)	Mohammed (13)	Villanueva (30)
9	11/14	74-80	POR	L	3-6	15,872	L4	Diaw (21)	Chandler/Wallace (8)	Roy (25)
10	11/16	91-97	@ORL	L	3-7	17,461	L5	Murray (31)	Jackson/Wallace (9)	Nelson (16)
11	11/18	84-86	@PHI	L	3-8	11,585	L6	Jackson (26)	Wallace (12)	Iguodala (25)
12	11/20	88-95	@MIL	L	3-9	15,578	L7	Jackson/Wallace (22)	Wallace (10)	Jennings (29)
13	11/22	104-88	IND	W	4-9	14,730	W1	Mohammed (18)	Wallace (11)	D. Jones (19)
14	11/25	116-81	TOR	W	5-9	13,689	W2	Wallace (31)	Wallace (15)	Bosh (18)
15	11/27	94-87	CLE	W	6-9	19,168	W3	Wallace (31)	Wallace (14)	James (25)
16	11/28	92-76	@WAS	W	7-9	17,311	W4	Wallace (14)	Wallace (14)	Butler (19)
17	12/1	90-108	BOS	L	7-10	15,129	L1	Mohammed (16)	Wallace (8)	R. Allen (27)
18	12/4	91-97	@NJ	L	7-11	12,131	L2	Felton/Jackson (28)	Wallace (20)	Lopez (31)
19	12/5	106-105	PHI	W	8-11	13,352	W1	Diaw (28)	Wallace (14)	Green (26)
20	12/8	107-95	IND	W	9-11	14,127	W2	Jackson/Wallace (25)	Wallace (16)	Anthony (34)
21	12/11	85-104	@SEA	L	9-12	17,508	L1	Jackson (23)	Wallace (6)	Ginobili (22)
22	12/12	*97-98	@DAL	L	9-13	20,151	L2	Jackson (28)	Wallace (16)	Nowitzki (36)
23	12/15	94-87	NY	W	10-13	13,606	W1	Jackson (24)	Chandler (12)	Duhon (18)
24	12/16	98-101	IND	L	10-14	11,888	L1	Wallace (29)	Chandler (13)	Murphy (26)
25	12/19	102-110	UTA	L	10-15	14,963	L2	Wallace (30)	Wallace (13)	Williams (23)
26	12/20	94-98	@NY	L	10-16	18,767	L3	Felton (27)	Chandler (14)	Chandler (26)
27	12/22	88-76	DET	W	11-16	16,864	W1	Wallace (29)	Wallace (12)	Stuckey (20)
28	12/26	91-98	@OKC	L	11-17	17,961	L1	Jackson (24)	Jackson/Mohammed (8)	Durant (30)
29	12/28	94-84	MIL	W	12-17	15,473	W1	Wallace (21)	Wallace (14)	Jennings (24)
30	12/30	103-107	@TOR	L	12-18	18,979	L1	Jackson (30)	Wallace (16)	Bosh (33)
31	1/2	107-97	@MIA	W	13-18	17,856	W1	Jackson (25)	Jackson/Wallace (8)	Wade (29)
32	1/3	91-88	@CLE	W	14-18	20,562	W2	Jackson (22)	Wallace (12)	James (29)
33	1/5	113-108	CHI	W	15-18	13,749	W3	Wallace (32)	Wallace (9)	Rose (24)
34	1/7	93-97	@NY	L	15-19	19,763	L1	Jackson (26)	Wallace (9)	Chandler (27)
35	1/9	89-87	MEM	W	16-19	15,438	W1	Felton (19)	Diaw (10)	Mayo (25)
36	1/12	102-94	HOU	W	17-19	11,463	W2	Jackson (43)	Jackson/Wallace (8)	Ariza (19)
37	1/15	92-76	SA	W	18-19	15,742	W3	Diaw (11)	Diaw (11)	4 players (11)
38	1/16	125-99	PHO	W	19-19	17,574	W4	Jackson/Wallace (29)	Wallace (13)	Stoudemire (19)
39	1/18	105-103	SAC	W	20-19	13,678	W5	Wallace (28)	Felton (9)	Evans (34)
40	1/20	104-65	MIA	W	21-19	14,212	W6	Jackson (24)	Mohammed/Wallace (10)	Wright/Wade (16)
41	1/22	89-103	@ATL	L	21-20	14,701	L1	Wallace (25)	Jackson/Mohammed/Wallace (6)	Crawford (24)
42	1/23	*95-106	ORL	L	21-21	19,277	L2	Augustin (22)	Diaw/Wallace (10)	Carter/Nelson (21)
43	1/25	93-104	@DEN	L	21-22	16,909	L3	Jackson (22)	Wallace (7)	Bilups (27)
44	1/26	*114-109	@PHO	W	22-22	15,722	W1	Jackson (30)	Diaw (11)	Nash (23)
45	1/29	121-110	@GS	W	23-22	17,850	W2	Jackson/Wallace (30)	Wallace (13)	Magette (25)
46	1/30	103-96	@SAC	W	24-22	14,186	W3	Wallace (38)	Wallace (11)	Martin (31)
47	2/1	79-98	@POR	L	24-23	20,106	L1	Jackson (23)	Wallace (10)	Aldridge (17)
48	2/3	97-99	@LAL	L	24-24	18,997	L2	Jackson (30)	Mohammed (17)	Odum (19)
49	2/6	99-104	NO	L	24-25	19,164	L3	Jackson (26)	Diaw (8)	Collison (24)
50	2/9	94-92	WAS	W	25-25	12,576	W1	Jackson (22)	Wallace (13)	Butler (23)
51	2/10	93-92	@MIN	W	26-25	13,352	W2	Jackson (33)	Mohammed (20)	Jefferson (19)
52	2/16	94-103	NJ	L	26-26	13,712	L1	Wallace (21)	Diaw/Wallace (10)	Lee (21)
53	2/19	110-93	CLE	W	27-26	19,568	W1	Jackson (29)	Thomas (12)	James (22)
54	2/20	88-93	@MIL	L	27-27	17,174	L1	Jackson (35)	Thomas (11)	Jennings/Salmons (19)
55	2/22	94-98	@LAC	L	27-28	15,892	L2	Wallace (32)	Wallace (12)	Butler (20)
56	2/24	93-102	@UTA	L	27-29	19,911	L3	Wallace (27)	Wallace (8)	Boozier (33)
57	2/26	93-89	@MEM	W	28-29	14,713	W1	Jackson (32)	Jackson (32)	Randolph (24)
58	3/1	84-89	DAL	L	28-30	15,961	L1	Jackson (20)	Thomas (12)	Nowitzki (27)
59	3/3	80-104	@BOS	L	28-31	18,624	L2	Thomas (15)	Thomas (10)	Pierce (27)
60	3/5	98-83	LAL	W	29-31	19,568	W1	Jackson (21)	Wallace (10)	Bryant (26)
61	3/6	101-90	GS	W	30-31	19,392	W2	Augustin (19)	Diaw (12)	Curry (25)
62	3/9	83-78	MIA	W	31-31	18,646	W3	Jackson (17)	Jackson (17)	Wade (27)
63	3/10	102-87	@PHI	W	32-31	11,358	W4	Wallace (28)	Wallace (10)	Carney (14)
64	3/12	105-98	LAC	W	33-31	15,835	W5	Jackson (24)	Chandler (9)	B. Davis (24)
65	3/14	95-89	@LAC	W	34-31	17,461	W6	Jackson (28)	Ratiff/Thomas (8)	Howard (27)
66	3/16	94-99	@IND	L	34-32	10,850	L1	Diaw/Jackson (20)	Jackson (8)	Granger (26)
67	3/17	100-92	OKC	W	35-32	16,179	W1	Jackson (20)	Jackson (9)	Durant (26)
68	3/19	*92-93	@ATL	L	35-33	17,697	L1	Felton (25)	Wallace (16)	Johnson/ Josh Smith (18)
69	3/20	*71-77	@MIA	L	35-34	18,766	L2	Jackson (18)	Chandler (11)	Richardson (18)
70	3/23	*95-86	@WAS	W	36-34	12,742	W1	Diaw/Wallace (17)	Wallace (19)	Miller (15)
71	3/24	108-95	MIN	W	37-34	14,457	W2	Jackson (37)	Chandler (9)	Jefferson (21)
72	3/26	107-96	WAS	W	38-34	16,365	W3	Wallace (23)	Wallace (6)	Gee (19)
73	3/29	101-103	TOR	L	38-35	14,534	L1	Felton/Jackson (18)	Wallace (8)	Bosh (22)
74	3/31	103-84	PHI	W	39-35	14,139	W1	Wallace (24)	Wallace (12)	Iguodala (14)
75	4/2	*87-86	MIL	W	40-35	18,118	W2	Jackson (32)	Wallace (11)	Salmons (28)
76	4/3	88-96	@CHI	L	40-36	20,996	L1	Diaw (18)	Diaw (7)	Rose (26)
77	4/6	109-100	ATL	W	41-36	18,610	W1	Wallace (28)	Diaw (9)	Evans (20)
78	4/7	104-103	@NO	W	42-36	13,333	W2	Jackson (29)	Chandler (10)	Thornnton (36)
79	4/9	90-97	@HOU	L	42-37	16,488	L1	Diaw/Wallace (18)	Chandler (12)	Brooks (23)
80	4/10	99-95	DET	W	43-37	19,328	W1	Hughes (18)	Jackson/Ratiff (6)	Gordon (21)
81	4/12	105-95	@NJ	W	44-37	14,118	W2	Jackson (17)	Jackson (9)	Harris (22)
82	4/14	89-98	CHI	L	44-38	17,439	L1	Thomas (16)	Thomas (9)	Rose (27)

\* Denotes Number of Overtime Periods

# HISTORY



## 2008-09 FINAL ROSTER

RECORD: 35-47 HOME: 23-18 ROAD: 12-29 OVERTIME: 5-3 EASTERN: 20-32 WESTERN: 15-15

NO.	PLAYER	POS.	HT.	WT.	BIRTHDATE	PRIOR TO NBA/FROM	YRS
21	Alexis Ajinca	C	7-0	220	5/6/88	France	R
14	D.J. Augustin	G	6-0	180	11/10/87	Texas	R
19	Raja Bell	G	6-5	215	9/19/76	Florida International	8
32	Boris Diaw	F	6-8	235	4/16/82	France	5
7	DeSagana Diop	C	7-0	280	1/30/82	Oak Hill Academy (VA)	7
20	Raymond Felton	G	6-1	198	6/26/84	North Carolina	3
5	Juwan Howard	F	6-9	250	2/7/73	Michigan	14
2	Dontell Jefferson	G	6-5	195	12/15/83	Arkansas	R
1	Cartier Martin	F	6-7	220	11/20/84	Kansas State	R
42	Sean May	F	6-9	266	4/4/84	North Carolina	3
6	Nazr Mohammed	C	6-10	250	9/5/77	Kentucky	10
50	Emeka Okafor	F/C	6-10	255	9/28/82	Connecticut	4
0	Vladimir Radmanovic	F	6-10	235	10/10/80	Serbia	7
44	Sean Singletary	G	6-0	185	9/6/85	Virginia	R
3	Gerald Wallace	F	6-7	220	7/23/82	Alabama	7

HEAD COACH: Larry Brown (North Carolina)

ASSISTANT COACHES: Herb Brown (Vermont), Jeff Capel (Fayetteville State), Phil Ford (North Carolina), Dave Hanners (North Carolina), LaSalle Thompson (Texas)

HEAD ATHLETIC TRAINER: Steve Stricker (Iowa State)

STRENGTH & CONDITIONING COACH: Michael Irr (Connecticut)

ASSISTANT ATHLETIC TRAINER: Dennis Williams (South Carolina)

EQUIPMENT MANAGER: Fred Glover (Campbell)

PLAYER	G	GS	MIN	FG	FGA	PCT	3FG	FGA	PCT	FT	FTA	PCT	DEF	TO	AST	PF	DQ	STL	TO	BLK	PTS	AVG	
Richardson	14	14	491	97	220	441	27	59	458	41	55	745	13	45	58	43	1	14	24	3	262	18.7	
Wallace	71	71	2669	389	811	480	59	131	298	365	454	804	112	441	553	189	210	7	121	148	67	1182	16.6
Felton	82	81	3086	442	1083	408	59	207	285	219	272	805	54	256	310	553	191	1	126	228	30	1162	14.2
Diaw (TOT)	81	59	2754	448	884	507	75	181	414	101	147	687	118	314	432	333	202	1	61	215	53	1072	13.2
Diaw (CHA)	59	59	2216	368	743	495	70	167	419	83	121	686	94	254	348	287	163	1	50	178	44	889	15.1
Okafor	82	81	2691	433	772	561	0	0	---	219	369	593	275	552	827	53	247	3	48	144	136	1085	13.2
Bell (TOT)	67	66	2315	299	684	437	114	271	421	87	102	853	41	202	243	142	166	1	50	86	8	799	11.9
Bell (CHA)	45	44	1603	223	507	440	70	177	395	71	81	877	33	146	179	113	109	0	37	69	6	587	13.0
AUGUSTIN	72	12	1908	267	621	430	108	246	439	208	233	893	17	116	133	250	140	1	42	119	2	850	11.8
RADMANOVIC (TOT)	78	31	1445	196	466	421	105	262	401	43	58	741	45	177	222	81	111	0	46	98	15	540	6.9
RADMANOVIC (CHA)	32	3	674	101	252	401	45	126	357	20	31	645	27	78	105	43	60	0	18	51	8	267	8.3
Dudley	20	7	427	45	96	469	3	8	375	15	24	625	25	34	59	19	40	1	18	10	2	108	5.4
Jefferson	6	0	84	11	2	500	1	2	500	6	9	667	1	11	12	9	9	0	4	6	1	29	4.8
S. Brown	30	0	341	56	123	455	8	28	286	24	30	800	8	16	24	28	33	0	18	29	5	144	4.8
Morrison	44	5	667	76	211	360	31	92	337	16	21	762	16	56	72	38	73	0	9	29	4	199	4.5
Howard (TOT)	42	2	472	75	147	510	0	0	---	23	34	676	30	46	76	26	71	0	7	26	5	173	4.1
Howard (CHA)	39	2	450	74	145	510	0	0	---	23	34	676	29	43	72	24	67	0	6	26	5	171	4.4
Carroll	34	10	475	56	138	406	12	45	267	15	19	789	5	50	55	24	53	0	18	26	5	139	4.1
May	24	12	301	39	98	398	1	11,000	14	20	700	20	49	69	10	32	0	5	26	4	93	3.9	
Hollins	18	1	184	19	35	543	0	0	---	26	39	667	19	17	36	4	34	0	3	10	17	64	3.6
Mohammed	39	1	341	41	101	406	0	0	---	22	40	550	35	44	79	8	63	0	5	23	16	104	2.7
Martin	33	1	266	28	77	364	0	0	---	20	25	800	7	26	33	13	33	0	8	9	4	86	2.6
Singletary (TOT)	37	2	303	31	85	365	10	25	400	18	21	857	10	25	35	29	45	0	11	23	0	90	2.4
Singletary (CHA)	24	1	181	19	48	396	6	15	400	12	15	800	5	14	19	17	31	0	5	18	0	56	2.3
Diop (TOT)	75	1	1036	74	171	433	0	0	---	22	66	333	114	159	273	32	128	1	29	39	56	170	2.3
Diop (CHA)	41	1	584	52	113	460	0	0	---	10	37	270	69	86	155	19	73	0	17	28	31	114	2.8
Ajinca	31	4	182	25	69	362	0	2,000	20	28	714	9	21	30	3	34	0	7	12	6	70	2.3	
James	6	0	52	4	7	571	0	0	---	4	6	667	6	6	12	0	6	0	1	4	1	12	2.0
A. Brown	4	0	41	1	7	143	0	0	---	2	21,000	7	5	12	1	9	0	1	5	0	4	1.0	
Johnson	2	0	13	0	0	0	0	0	---	0	0	0	0	0	0	0	1	0	0	0	0	0	0.0
BOBCATS	82	--	19930	2866	6299	455	490	1339	366	1455	1965	740	886	2366	3252	1741	1754	15	580	1279	397	7677	93.6
OPPONENTS	82	--	19930	2883	6349	454	558	1526	366	1457	1928	756	877	2310	3187	1604	1714	24	626	1206	488	7781	94.9

G	DATE	SCORE	OPP	W/L	RECORD	ATTEN.	STREAK	CHARLOTTE HIGH SCORER	CHARLOTTE HIGH REBOUNDER	OPPONENTS HIGH SCORER
1	10/30	79-96	@CLE	L	0-1	20,562	L1	Richardson (24)	Okafor (12)	Gibson (25)
2	11/1	100-87	MIA	W	1-1	19,238	W1	Wallace (34)	Okafor (13)	Beasley (25)
3	11/3	83-101	@DET	L	1-2	11,023	L1	Brown (16)	Wallace (12)	Hamilton (19)
4	11/5	98-101	@NY	L	1-3	17,977	L2	Felton (18)	Okafor (15)	Randolph (25)
5	11/7	92-89	NO	W	2-3	13,435	W1	Felton/Richardson (20)	Okafor (10)	Paul/Stojakovic (20)
6	11/9	79-89	TOR	L	2-4	12,111	L1	Augustin (14)	Wallace (8)	Bosh (30)
7	11/11	80-88	DEN	L	2-5	10,753	L2	Richardson (23)	Okafor (8)	Anthony (25)
8	11/14	104-96	UTA	W	3-5	14,189	W1	Felton (23)	Wallace (9)	Bozer (26)
9	11/16	85-90	ORL	L	3-6	12,639	L1	Wallace (19)	Okafor/Wallace (9)	Turkoglu (20)
10	11/18	83-100	DAL	L	3-7	10,935	L2	Augustin (21)	Okafor (9)	Nowitzki (32)
11	11/21	83-88	@ATL	L	3-8	15,068	L3	Augustin (26)	Okafor (11)	Johnson (30)
12	11/22	74-79	MIL	L	3-9	12,096	L4	Wallace (18)	Okafor (18)	Sessions (18)
13	11/24	93-84	PHI	W	4-9	10,848	W1	Augustin (25)	Okafor (9)	Brand (18)
14	11/26	86-93	@OKA	L	4-10	17,414	L1	Wallace (23)	Okafor (14)	Bosh (39)
15	11/28	*115-108	@IND	W	5-10	17,650	W1	Felton (31)	Okafor (20)	Granger (35)
16	11/29	84-89	BOS	L	5-11	19,177	L1	Wallace (28)	Wallace (8)	Pierce (19)
17	12/1	100-90	MIL	W	6-11	9,285	W1	Richardson (25)	Okafor (10)	Foye (23)
18	12/3	103-97	OKC	W	7-11	11,629	W2	Okafor (25)	Okafor (13)	Durant (24)
19	12/5	96-101	@MIL	L	7-12	14,875	L1	Richardson (20)	Okafor (8)	Redd (25)
20	12/6	74-94	CLE	L	7-13	19,133	L2	Augustin (17)	Okafor (8)	James (25)
21	12/8	96-100	@MIA	L	7-14	15,024	L3	Richardson (24)	Okafor (12)	Wade (41)
22	12/10	89-105	@DAL	L	7-15	15,750	L4	Augustin (28)	Okafor (8)	Stojakovic/West (17)
23	12/11	90-95	@IND	L	7-16	19,736	L5	Okafor (27)	Okafor (17)	Terry (26)
24	12/13	86-90	DET	L	7-17	17,373	L6	Wallace (22)	Okafor (12)	Iverson (20)
25	12/15	79-83	@ATL	L	7-18	12,733	L7	Diaw (25)	Okafor (11)	Johnson (28)
26	12/16	*110-101	CHI	W	8-18	11,225	W1	Augustin (29)	Okafor (13)	Gordon (25)
27	12/19	112-83	@MEM	W	9-18	11,869	W2	Diaw (26)	Diaw (10)	Gay (17)
28	12/20	103-110	GS	L	9-19	13,068	L1	Wallace (26)	Okafor (13)	Crawford (50)
29	12/23	80-72	WAS	W	10-19	13,776	W1	Okafor (29)	Okafor (18)	Butler (31)
30	12/26	95-87	@NJ	W	11-19	16,852	W2	Felton (22)	Wallace (13)	Carter (19)
31	12/27	*103-114	NJ	L	11-20	15,837	L1	Wallace (32)	Okafor (10)	Carter (28)
32	12/30	89-93	NY	L	11-21	15,108	L2	Wallace (21)	Okafor (15)	Chandler (19)
33	1/2	75-103	MIL	L	11-22	15,107	L3	Diaw (16)	Okafor (12)	Redd (31)
34	1/3	102-92	MIL	W	12-22	14,201	W1	Wallace (24)	Diaw/Felton/Okafor (6)	Jefferson (19)
35	1/6	*114-106	BOS	W	13-22	17,112	W2	Felton (25)	Okafor (17)	Pierce (28)
36	1/7	81-111	@CLE	L	13-23	20,562	L1	Felton (15)	Diaw (8)	James (21)
37	1/9	87-93	@PHI	L	13-24	14,235	L2	Okafor (24)	Okafor (11)	Miller (22)
38	1/10	92-89	@WAS	W	14-24	20,173	W1	Bell (19)	Okafor (6)	Butler (19)
39	1/13	80-78	@DET	W	15-24	22,076	W2	Felton (23)	Wallace (10)	Stuckey (22)
40	1/17	*102-97	POR	W	16-24	17,842	W3	Wallace (31)	Wallace (16)	Aldridge (21)
41	1/19	84-86	SAN	L	16-25	16,160	L1	Bell (25)	Diaw (13)	Duncan (17)
42	1/21	101-86	MEM	W	17-25	11,249	W1	Bell (25)	Okafor (15)	Gay (26)
43	1/23	98-76	PHO	W	18-25	19,104	W2	Wallace (28)	Diaw (11)	O'Neal (20)
44	1/25	93-98	@IND	L	18-26	10,936	L1	Bell/Diaw (18)	Okafor (8)	Granger (27)
45	1/27	*117-110	@LAL	W	19-26	18,997	W1	Diaw (23)	Felton/Okafor (11)	Bryant (38)
46	1/28	74-88	@POR	L	19-27	20,380	L1	Okafor (18)	Felton/Okafor (5)	Aldridge (25)
47	1/30	99-110	@DEN	L	19-28	18,463	L2	Bell (27)	Diop (7)	Nene (22)
48	2/2	86-105	@UTA	L	19-29	19,911	L3	Felton (16)	Okafor (7)	Okur (22)
49	2/6	97-102	ATL	L	19-30	15,140	L4	Bell (17)	Okafor (19)	Williams (29)
50	2/8	92-96	@MIA	L	19-31	17,656	L5	Augustin (27)	Okafor (8)	Wade (22)
51	2/9	94-73	LAC	W	20-31	10,852	W1	Okafor (19)	Okafor (16)	Randolph (20)
52	2/11	101-89	WAS	W	21-31	10,237	W2	Augustin (24)	Okafor (13)	Butler (26)
53	2/17	*102-107	@ORL	L	21-32	17,461	L1	Felton (22)	Felton (10)	Howard (45)
54	2/18	103-94	IND	W	22-32	12,374	W1	Wallace (25)	Okafor (12)	Jack/Murphy (18)
55	2/20	80-92	ORL	L	22-33	19,244	L1	Felton (16)	Okafor (11)	Turkoglu (24)
56	2/22	78-99	HOU	L	22-34	17,124	L2	Diaw/Felton/Okafor (13)	Okafor (11)	Artest (26)
57	2/24	102-112	@PHO	L	22-35	18,422	L3	Diaw (27)	Diaw (10)	Nash (22)
58	2/25	98-91	@SAC	W	23-35	10,439	W1	Wallace (27)	Okafor (11)	Martin (27)
59	2/27	112-109	@GS	W	24-35	18,653	W2	Felton (26)	Okafor/Wallace (11)	Jackson (33)
60	2/28	100-95	@LAC	W	25-35	16,349	W3	Okafor (28)	Okafor/Wallace (9)	Randolph (33)
61	3/3	96-80	CHI	W	26-35	14,216	W4	Bell/Felton (18)	Okafor (10)	Gordon/Ty Thomas (14)
62	3/6	98-91	ATL	W	27-35	15,058	W5	Wallace (21)	Okafor (11)	Horford (15)
63	3/7	114-105	@NY	W	28-35	19,763	W6	Wallace (23)	Wallace (13)	Harrison (24)
64	3/10	86-100	@SAN	L	28-36	18,254	L1	Bell/Okafor (16)	Diop/Wallace (7)	Mason/Parker (21)
65	3/13	86-91	HOU	L	28-37	16,809	L2	Wallace (17)	Okafor/Wallace (8)	Yao (23)
66	3/14	100-108	@MIN	L	28-38	15,276	L3	Wallace (26)	Wallace (10)	Loe (22)
67	3/16	112-86	TOR	W	29-38	11,349	W1	Wallace (25)	Wallace/Radmanovic (9)	Bosh (18)
68	3/18	104-88	SAC	W	30-38	13,594	W2	Wallace (25)	Wallace (12)	McCants (30)
69	3/20	102-89	@TOR	W	31-38	18,641	W3	Diaw/Wallace (30)	Wallace (9)	Bosh (35)
70	3/21	83-108	IND	L	31-39	15,721	L1	Diaw (15)	Okafor (9)	Jack (31)
71	3/25	93-95	@PHI	L	31-40	14,657	L2	Wallace (21)	Wallace (11)	Jamison (27)
72	3/27	100-95	@MIA	W	32-40	19,098	W1	Diaw (24)	Wallace (11)	Iguodala (25)
73	3/28	96-85	NY	W	33-40	19,133	W2	Wallace (23)	Okafor (14)	Chandler/Harrington (18)
74	3/31	94-84	LAL	W	34-40	19,568	W3	Wallace (21)	Wallace (13)	Bryant (25)
75	4/1	*109-111	@BOS	L	34-41	18,624	L1	Wallace (20)	Okafor/Wallace (10)	Pierce (32)
76	4/3	92-97	MIA	L	34-42	19,568	L2	Wallace (21)	Okafor (13)	Wade (27)
77	4/5	97-104	@PHI	L	34-43	22,076	L3	Augustin (22)	Okafor (16)	Bynum (32)
78	4/7	101-98	DET	W	35-43	16,499	W1	Felton (32)	Okafor (12)	Miller (23)
79	4/10	81-84	@OKC	L	35-44	19,136	L1	Augustin (20)	Wallace (14)	Durant (20)
80	4/11	106-113	@CHI	L	35-45	20,265	L2	Felton (26)	Okafor (14)	Gordon (39)
81	4/13	87-91	@ORL	L	35-46	14,519	L3	Felton (19)	Diaw/Diop/Okafor (5)	Loe (18)
82	4/15	73-98	@NJ	L	35-47	17,461	L4	Felton (23)	Wallace (10)	Battier (21)

\* Denotes Number of Overtime Periods

## HISTORY



### 2007-08 FINAL ROSTER

RECORD: 56-26 HOME: 21-20 ROAD: 11-30 OVERTIME: 2-5 EASTERN: 19-33 WESTERN: 13-17

NO.	PLAYER	POS.	HT.	WT.	BIRTHDATE	PRIOR TO NBA/FROM	YRS
1	Derek Anderson	G	6-5	195	7/18/74	Kentucky	10
11	Earl Boykins	G	5-5	135	6/2/76	Eastern Michigan	9
13	Matt Carroll	G	6-6	212	8/28/80	Notre Dame	4
33	Jermareo Davidson	F/C	6-10	230	11/17/84	Alabama	R
4	Jared Dudley	G/F	6-7	225	7/10/85	Boston College	R
20	Raymond Felton	G	6-1	198	6/26/84	North Carolina	2
4	Othella Harrington	F	6-9	235	1/31/74	Georgetown	11
15	Ryan Hollins	C	7-0	230	10/10/84	UCLA	1
42	Sean May	F	6-9	266	4/4/84	North Carolina	2
6	Nazr Mohammed	C	6-10	250	9/5/77	Kentucky	9
35	Adam Morrison	F	6-8	205	7/19/84	Gonzaga	1
50	Emeka Okafor	F/C	6-10	255	9/28/82	Connecticut	3
23	Jason Richardson	G	6-6	225	1/20/81	Michigan State	6
3	Gerald Wallace	G/F	6-7	220	7/23/82	Alabama	6

**HEAD COACH:** Sam Vincent (Michigan State)

**LEAD ASSISTANT COACH:** Lee Rose (Transylvania)

**ASSISTANT COACHES:** Phil Ford (North Carolina), Paul Mokeski (Kansas), Jeff Capel (Fayetteville State), Mike Sanders (UCLA)

**HEAD ATHLETIC TRAINER:** Joe Sharpe (Old Dominion)

**STRENGTH & CONDITIONING COACH:** Mark Coffelt (Lindenwood)

**ASSISTANT ATHLETIC TRAINER:** Dennis Williams (South Carolina)

**EQUIPMENT MANAGER:** Fred Glover (Campbell)

PLAYER	G	GS	MIN	FG	FGA	PCT	3FG	FGA	PCT	FT	FTA	PCT	OFF	DEF	TOT	AST	PF	DQ	STL	TO	BLK	PTS	AVG
Richardson	82	82	3149	648	1468	.441	243	599	.406	249	331	.752	80	361	441	258	241	3	116	166	57	1788	21.8
Wallace	62	59	2376	408	908	.449	71	221	.321	313	428	.731	58	315	373	216	189	1	131	180	58	1200	19.4
Felton	79	79	2972	412	997	.413	56	200	.280	260	325	.800	37	199	236	583	184	0	96	213	12	1140	14.4
Okafor	82	82	2718	460	860	.535	0	0	---	213	374	.570	255	621	876	70	241	3	62	164	138	1133	13.8
Carroll	80	18	2016	252	589	.428	105	241	.436	111	138	.804	33	193	226	73	187	0	46	58	19	720	9.0
Mohammed <sup>(TOT)</sup>	82	29	1650	272	528	.515	0	1	1.000	95	163	.583	194	300	494	72	230	1	45	101	60	639	7.8
Mohammed <sup>(CHA)</sup>	61	29	1422	244	469	.520	0	0	---	82	133	.617	165	256	421	66	194	1	38	90	52	570	9.3
Dudley	73	14	1384	163	348	.468	9	41	.220	87	118	.737	121	165	286	81	128	1	55	50	10	422	5.8
Boykins	36	0	577	61	172	.355	14	44	.318	49	59	.831	9	25	34	96	21	0	13	41	0	185	5.1
Anderson	28	0	396	47	125	.376	19	52	.365	28	38	.737	9	43	52	44	49	0	12	25	1	141	5.0
McInnis	54	26	1410	108	249	.434	3	19	.158	23	30	.767	16	80	96	220	120	0	23	76	3	242	4.5
Herrmann	17	0	174	25	65	.385	9	26	.346	9	10	.900	10	26	36	4	12	0	4	4	15	120	3.2
Davidson	38	2	322	51	125	.408	0	0	---	18	28	.643	21	41	62	13	46	0	7	17	15	120	3.2
Hollins	60	1	532	46	94	.489	0	0	---	55	82	.671	53	54	107	14	96	1	10	25	30	147	2.5
Harrington	22	0	166	18	42	.429	0	0	---	10	16	.625	11	31	42	4	34	0	1	11	4	46	2.1
Brezec	20	18	267	17	43	.395	0	0	---	3	5	.600	14	30	44	6	35	0	0	15	3	37	1.9
BOBCATS	82	--	19880	2960	6554	.452	529	1443	.367	1510	2115	.714	892	2440	3352	1748	1777	10	614	1204	402	7959	97.1
OPPONENTS	82	--	19880	3115	6684	.466	517	1456	.355	1571	2102	.747	999	2588	3587	1785	1721	16	625	1177	476	8318	101.4



G	DATE	SCORE	OPP	W/L	RECORD	ATTEN.	STREAK	CHARLOTTE HIGH SCORER	CHARLOTTE HIGH REBOUNDER	OPPONENTS HIGH SCORER
1	11/2	102-99	MIL	W	1-0	16,368	W1	Felton (26)	Okafor (14)	Redd(21)
2	11/4	90-88	@MIA	W	2-0	19,600	W2	Richardson (29)	Okafor (13)	Haslem (18)
3	11/6	83-115	PHI	L	2-1	12,408	L1	Dudley (16)	Dudley (11)	Barbosa/Bell/Marion (16)
4	11/7	63-94	@PHX	L	2-2	9,317	L2	Carroll (16)	Okafor (11)	Iguodala (19)
5	11/9	96-87	IND	W	3-2	12,044	W1	Wallace (28)	Okafor (23)	O'Neal (18)
6	11/11	82-85	HOU	L	3-3	11,936	L1	Carroll (17)	Okafor (11)	Yao-34
7	11/15	91-76	MIA	W	4-3	12,169	W1	Wallace (19)	Okafor (10)	O'Neal (17)
8	11/14	109-117	@ATL	L	4-4	12,239	L1	Wallace/Richardson (27)	Okafor (8)	J. Johnson (34)
9	11/17	100-84	SEA	W	5-4	13,697	W1	Wallace (27)	Okafor (15)	Wilcox (24)
10	11/19	101-92	POR	W	6-4	10,612	W2	Wallace (27)	Okafor (12)	Jack (18)
11	11/21	*11-14	WAS	L	6-5	12,193	L1	Felton (27)	Okafor (14)	Butler (39)
12	11/23	92-105	@ORL	L	6-6	17,136	L2	Herrmann (16)	Okafor (18)	Howard (34)
13	11/24	95-96	BOS	L	6-7	19,201	L3	Richardson (25)	Dudley/Richardson/Okafor (9)	Garnett/ Pierce (23)
14	11/27	90-110	@MIA	L	6-8	19,600	L4	Wallace (16)	Felton/Okafor (6)	Davis (23)
15	12/1	95-111	@CHI	L	6-9	21,729	L5	Richardson (22)	Okafor (9)	Gordon (34)
16	12/3	79-98	@TOR	L	6-10	17,439	L6	Wallace (19)	Dudley (10)	Delfino/Humphries (17)
17	12/5	82-91	CHI	L	6-11	13,227	L7	Okafor (10)	Wallace (22)	Benji (30)
18	12/8	96-93	CLE	W	7-11	17,624	W1	Wallace (22)	Richardson (8)	Hughes (23)
19	12/9	85-104	@DET	L	7-12	22,076	L1	Richardson (15)	Anderson (5)	Billups (20)
20	12/12	108-103	LAC	W	8-12	10,751	W1	Felton (26)	Okafor (16)	Maggette (23)
21	12/14	87-103	ORL	L	8-13	19,109	L1	Felton (18)	Okafor (12)	Howard (33)
22	12/5	84-93	@ATL	L	8-14	14,040	L2	Wallace (24)	Okafor (14)	J. Johnson (31)
23	12/19	98-92	UTA	W	9-14	13,014	W1	Wallace (26)	Okafor (9)	Bozser (21)
24	12/21	105-95	NYK	W	10-14	15,130	W2	Wallace (27)	Mohammed (14)	Robinson (20)
25	12/22	99-103	@MIL	L	10-15	15,796	L1	Richardson (30)	Mohammed (11)	Yi (29)
26	12/26	104-108	WAS	L	10-16	14,705	L2	Wallace (32)	Mohammed (12)	Jamison (26)
27	12/28	85-99	NOH	L	10-17	18,237	L3	Richardson (25)	Mohammed (14)	West (20)
28	12/29	95-104	@ORL	L	10-18	17,519	L4	Richardson (34)	Okafor (9)	Turkoglu (28)
29	12/31	*107-103	IND	W	11-18	12,223	W1	Wallace (36)	Okafor (10)	O'Neal (21)
30	1/2	97-109	CHI	L	11-19	11,568	L1	Richardson (28)	Wallace (11)	Gordon (22)
31	1/4	96-102	@NJN	L	11-20	15,276	L2	Richardson (33)	Okafor (13)	Carter (30)
32	1/6	89-93	MIL	L	11-21	10,884	L3	Wallace (25)	Mohammed (12)	Bell (27)
33	1/8	115-99	NUN	W	12-21	11,913	W1	Richardson (25)	Wallace (11)	Jefferson (25)
34	1/9	95-83	@BOS	W	13-21	18,624	W2	Richardson (34)	Mohammed/Wallace (10)	Garnett (24)
35	1/11	*106-113	@CLE	L	13-22	20,562	L1	Wallace (27)	Mohammed (15)	James (13)
36	1/12	*100-103	DET	L	13-23	19,091	L2	Wallace (26)	Okafor (15)	Billups (27)
37	1/14	119-116	DEN	W	14-23	14,543	W1	Wallace (40)	Okafor (13)	Anthony (35)
38	1/16	99-93	ORL	W	15-23	14,279	W2	Wallace-36	Wallace (14)	Howard (24)
39	1/18	84-112	@NOH	L	15-24	12,986	L1	Okafor (13)	Mohammed (11)	West (28)
40	1/19	105-87	MEM	W	16-24	15,848	W1	Richardson (38)	Richardson (14)	Casal (28)
41	1/21	86-95	SAS	L	16-25	17,124	L1	Okafor (21)	Okafor (10)	Duncan (19)
42	1/23	95-102	DAL	L	16-26	13,764	L2	Wallace/Richardson (22)	Wallace (11)	Harris (23)
43	1/25	90-77	@CHI	W	17-26	21,761	W1	Okafor (21)	Okafor (16)	Nocioni (25)
44	1/26	96-103	PHI	L	17-27	18,074	L1	Richardson (35)	Okafor (16)	Iguodala (33)
45	1/28	107-100	@LAC	W	18-27	14,429	W1	Wallace (23)	Okafor (9)	Thomas (29)
46	1/30	91-105	@SAC	L	18-28	12,627	L1	Wallace (25)	Okafor (15)	Martin/Miller (22)
47	2/1	96-127	@GSW	L	18-29	20,064	L2	Okafor (20)	Okafor (18)	Ellis (21)
48	2/2	101-117	@PHX	L	18-30	19,391	L3	Richardson (38)	Okafor (18)	Anthony (25)
49	2/4	104-118	@DEN	L	18-31	18,422	L4	Richardson (25)	Okafor (13)	Barbosa (30)
50	2/8	90-104	NUN	L	18-32	16,319	L5	Wallace (21)	Okafor (17)	Jefferson (23)
51	2/10	87-113	@DET	L	18-33	22,076	L6	Richardson (27)	Okafor (9)	Prince (21)
52	2/11	97-106	LAL	L	18-34	19,270	L7	Felton (29)	Okafor (13)	Bryant (31)
53	2/15	*100-98	ATL	W	19-34	11,215	W1	Felton (22)	Felton (22)	J. Johnson (23)
54	2/19	65-85	@SAS	L	19-35	18,383	L1	Felton (19)	Okafor (10)	Ginobili (18)
55	2/22	*115-116	SAC	L	19-36	16,842	L2	Richardson (29)	Okafor (7)	Garcia (23)
56	2/23	95-110	@WAS	L	19-37	20,173	L3	Richardson (25)	Okafor (13)	Jamison (22)
57	2/27	89-113	@NYK	L	19-38	18,076	L4	Carroll (19)	Okafor (14)	Robinson (22)
58	2/29	100-108	@TOR	L	19-39	18,624	L5	Richardson (30)	Tied with (7)	R. Allen (23)
59	3/2	110-98	BOS	W	20-39	12,083	W1	Richardson (30)	Okafor (15)	Parker (24)
60	3/	109-89	@MIN	W	21-39	10,019	W2	Richardson (25)	Okafor (11)	Jefferson (16)
61	3/5	118-109	GSW	W	22-39	13,747	W3	Richardson (42)	Dudley (18)	Ellis (32)
62	3/7	108-93	ATL	W	23-39	15,203	W4	Felton (23)	Okafor (15)	J. Johnson (20)
63	3/8	100-97	@WAS	W	24-39	20,173	W5	Richardson (34)	Okafor (9)	Jamison (30)
64	3/12	93-118	@DAL	L	24-40	20,279	L1	Felton (21)	Okafor (11)	Nowitzki (26)
65	3/14	80-89	@HOU	L	24-41	18,265	L2	Richardson (28)	Mohammed/Okafor (9)	McGrady (30)
66	3/16	91-98	@CLE	L	24-42	20,562	L3	Richardson (33)	Mohammed/Okafor (12)	James (33)
67	3/17	80-98	@MEM	L	24-43	10,971	L4	Anderson (17)	Mohammed/Wallace (7)	Navarro (21)
68	3/19	95-102	@IND	L	24-44	10,813	L5	Richardson (20)	Richardson (10)	Murray (22)
69	3/22	94-82	MIA	W	25-44	17,522	W1	Wallace (26)	Mohammed (14)	Williams (19)
70	3/25	106-128	@UTA	L	25-45	19,911	L1	Richardson (26)	Dudley/Mohammed/Richardson (5)	Bozser (28)
71	3/26	108-95	@LAL	W	26-45	18,997	W1	Richardson (34)	Okafor (11)	Bryant (27)
72	3/28	96-93	@SEA	W	27-45	13,592	W2	Richardson (27)	Okafor (9)	Durant (18)
73	3/29	93-85	@POR	W	28-45	19,980	W3	Okafor (21)	Carroll (7)	Outlaw (26)
74	3/31	100-104	TOR	L	28-46	12,188	L1	Richardson (26)	Okafor (12)	Bosh (32)
75	4/2	114-118	CLE	L	28-47	15,106	L2	Richardson (31)	Okafor (9)	James (29)
76	4/4	105-100	@TOR	W	29-47	19,800	W1	Richardson (27)	Okafor (13)	Bosh/ Nesterovic (23)
77	4/5	78-101	BOS	L	29-48	19,403	L1	Okafor (17)	Okafor (8)	Powe (22)
78	4/8	121-119	MIN	W	30-48	15,728	W1	Richardson (36)	Mohammed (8)	Jefferson (40)
79	4/9	107-109	@NYK	L	30-49	18,943	L1	Richardson (25)	Richardson (10)	Crawford (18)
80	4/12	107-103	@IND	W	31-49	14,265	W1	Richardson (26)	Okafor (18)	Granger (37)
81	4/15	*108-112	@NJN	L	31-50	14,532	L1	Richardson (31)	Okafor (15)	Jefferson (28)
82	4/16	115-109	PHI	W	32-50	17,043	W1	Richardson (29)	Okafor (9)	Green (27)

\* Denotes Number of Overtime Periods

# HISTORY



## 2006-07 FINAL ROSTER

RECORD: 33-49 HOME: 20-21 ROAD: 13-28 OVERTIME: 5-5 EASTERN: 24-28 WESTERN: 9-21

NO.	PLAYER	POS.	HT.	WT.	BIRTHDATE	PRIOR TO NBA/FROM	YRS
15	Alan Anderson	G/F	6-6	220	10/16/82	Michigan State	1
23	Derek Anderson	G	6-5	195	7/18/74	Kentucky	9
7	Primoz Brezec	C	7-1	252	10/2/79	Slovenia	5
13	Matt Carroll	G	6-6	212	8/28/80	Notre Dame	3
20	Raymond Felton	G	6-1	198	6/26/84	North Carolina	1
24	Othella Harrington	F/C	6-9	235	1/31/74	Georgetown	10
5	Walter Herrmann	F	6-9	225	6/26/79	Argentina	R
1	Ryan Hollins	C	7-0	230	10/10/84	UCLA	R
22	Brevin Knight	G	5-10	170	11/8/75	Stanford	9
42	Sean May	F	6-9	266	4/4/84	North Carolina	1
0	Jeff McInnis	G	6-4	190	10/22/74	North Carolina	9
35	Adam Morrison	F	6-8	205	7/19/84	Zanoga	R
50	Emeka Okafor	F/C	6-10	252	9/28/82	Connecticut	2
43	Jake Voskuhl	C	6-11	255	11/1/77	Connecticut	6
3	Gerald Wallace	F	6-7	215	7/23/82	Alabama	5

**GENERAL MANAGER & HEAD COACH:** Bernie Bickerstaff (San Diego)

**ASSISTANT COACHES:** John-Blair Bickerstaff (Minnesota),

Jeff Capel (Fayetteville State), Gary Kloppenburg (San Diego),

John Outlaw (Jackson State)

**HEAD ATHLETIC TRAINER:** Joe Sharpe (Old Dominion)

**STRENGTH & CONDITIONING COACH:** Mark Coffelt (Lindenwood)

**ASSISTANT ATHLETIC TRAINER/EQUIPMENT MANAGER:**

Dennis Williams (South Carolina)

PLAYER	G	GS	MIN	FG	FGA	PCT	3FG	FGA	PCT	FT	FTA	PCT	OFF	DEF	TOT	AST	PF	DQ	STL	TO	BLK	PTS	AVG
Wallace	72	71	2640	478	952	.502	39	120	.325	309	447	.691	142	376	518	185	209	3	144	160	69	1304	18.1
Okafor	67	65	2329	394	740	.532	0	0	---	175	295	.593	258	499	757	80	210	4	57	111	172	963	14.4
Felton	78	75	2832	393	1024	.384	103	312	.330	204	256	.797	51	216	267	545	180	1	118	230	10	1093	14.0
Carroll	72	47	1878	285	658	.433	111	267	.416	188	208	.904	35	172	207	91	176	1	53	73	9	869	12.1
May	35	8	838	164	328	.500	2	3	.667	86	112	.768	73	160	233	66	100	0	19	56	24	416	11.9
Morrison	78	23	2326	355	944	.376	87	258	.337	120	169	.710	54	176	230	163	179	0	28	130	6	917	11.8
Herrmann	48	12	936	174	330	.527	53	115	.461	41	53	.774	28	111	139	26	76	0	17	32	7	442	9.2
Knight	45	25	1273	152	363	.419	1	18	.056	103	128	.805	14	48	62	124	72	0	14	42	0	305	9.1
D. Anderson	50	32	1190	126	294	.429	54	152	.355	93	106	.877	29	84	113	133	115	1	52	56	7	399	8.0
A. Anderson	17	0	256	37	81	.457	5	20	.250	19	23	.826	11	21	32	21	33	0	7	22	0	98	5.8
Brezec	58	40	838	122	274	.445	1	3	.333	43	68	.632	80	104	184	23	161	3	11	38	23	288	5.0
Voskuhl	73	9	1043	121	255	.475	0	0	---	77	113	.681	84	172	256	44	199	2	30	56	24	319	4.4
McInnis(TOT)	38	3	702	71	181	.392	1	8	.125	22	32	.688	14	48	62	124	72	0	14	42	0	165	4.3
McInnis(CHA)	38	3	702	71	181	.392	1	8	.125	22	32	.688	14	48	62	124	72	0	14	42	0	165	4.3
Ely	24	0	244	23	60	.383	0	0	---	24	35	.686	12	27	39	14	39	0	2	23	6	70	2.9
Harrington	26	0	220	25	56	.446	0	0	---	17	22	.773	13	25	38	6	49	0	1	15	1	67	2.6
Williams(TOT)	21	0	121	19	47	.404	8	19	.421	8	14	.571	3	14	17	7	12	0	3	7	0	54	2.6
Williams(CHA)	5	0	33	4	13	.308	0	2	.000	4	7	.571	2	1	3	1	6	0	1	2	0	12	2.4
Robinson	21	0	241	16	54	.296	0	2	.000	19	22	.864	9	33	42	17	28	0	13	16	1	51	2.4
Hollins	27	0	185	20	36	.556	0	0	---	24	40	.600	11	20	31	1	40	1	4	16	7	64	2.4
BOBCATS	82	--	20005	2960	6643	.446	457	1280	.357	1568	2136	.734	920	2346	3266	1836	1985	18	638	1224	369	7945	96.9
OPPONENTS	82	--	20005	2999	6450	.465	452	1245	.363	1802	2404	.750	929	2562	3491	1717	1786	8	603	1296	437	8252	100.6

G	DATE	SCORE	OPP	W/L	RECORD	ATTEN.	STREAK	CHARLOTTE HIGH SCORER	CHARLOTTE HIGH REBOUNDER	OPPONENTS HIGH SCORER
1	11/1	99-106	IND	L	0-1	18,518	L1	Okafor (19)	Okafor (13)	O'Neal/Jasikevicius (20)
2	11/5	83-96	@MEM	L	0-2	13,787	L2	Morrison (21)	Okafor (8)	Miller (27)
3	11/4	92-88	CLE	W	1-2	19,147	W1	Felton (23)	May (9)	Gooden (21)
4	11/8	*108-110	@BOS	L	1-3	15,183	L1	Okafor (28)	Okafor (18)	Szczerbak/Pierce (35)
5	11/10	85-99	SEA	L	1-4	13,515	L2	Okafor (20)	Okafor (15)	Allen (26)
6	11/12	101-108	DEN	L	1-5	13,203	L3	Okafor (22)	Okafor (15)	Anthony (36)
7	11/14	85-94	@NOK	L	1-6	16,623	L4	Okafor (25)	Okafor (16)	Stojakovic (42)
8	11/15	95-92	@SAC	W	2-6	18,797	W1	Morrison (27)	Okafor (9)	Parker (25)
9	11/18	83-97	@DAL	L	2-7	17,451	L1	Okafor (26)	Okafor (9)	Howard (24)
10	11/20	85-93	ORL	L	2-8	13,237	L2	Okafor (22)	Okafor (15)	Nowitzki (24)
11	11/22	92-83	BOS	W	3-8	14,129	W1	Morrison (26)	Okafor (13)	Pierce (28)
12	11/24	95-104	@DET	L	3-9	22,076	L1	Okafor (23)	Okafor (12)	Hammilton (26)
13	11/25	93-102	MIA	L	3-10	19,403	L2	Morrison (27)	Wallace/Okafor (11)	Wade (35)
14	11/28	96-92	@NJ	W	4-10	14,531	W1	Morrison (22)	Okafor/May (7)	Carter (25)
15	11/29	90-99	@ATL	L	4-11	13,296	L1	May/Felton (21)	May (17)	Jolson (36)
16	12/1	109-121	@WAS	L	4-12	18,853	L2	Morrison (23)	Okafor (13)	Arenas (33)
17	12/3	97-89	DET	W	5-12	13,272	W1	Okafor (18)	Okafor (18)	Wallace (19)
18	12/6	76-96	SA	L	5-13	14,066	L1	May (18)	Okafor (9)	Duncan (25)
19	12/8	62-92	HOU	L	5-14	14,414	L2	Felton (16)	Brezec/May/Okafor (6)	McGrady (23)
20	12/10	84-114	PHO	L	5-15	13,571	L3	May (26)	May (10)	Stoudemire (22)
21	12/13	101-104	@CLE	L	5-16	20,562	L4	Morrison (16)	May (13)	James (22)
22	12/14	99-89	ORL	W	6-16	17,751	W1	May (32)	Okafor (11)	Dooling (20)
23	12/16	100-106	BOS	L	6-17	15,109	L1	Wallace (31)	Okafor (19)	Pierce (35)
24	12/20	**109-111	@NY	L	6-18	17,462	L2	Wallace (28)	Okafor (13)	Frye (30)
25	12/22	101-89	LAL	W	7-18	14,310	W1	Okafor (21)	Brezec (11)	Bozser (22)
26	12/23	76-115	@CHI	L	7-19	22,093	L1	Ely (13)	Okafor (12)	Gordon (23)
27	12/26	84-97	@DAL	L	7-20	20,423	L2	Morrison (17)	Okafor (7)	Howard (27)
28	12/27	107-114	WAS	L	7-21	17,221	L3	Wallace (40)	Wallace (14)	Arenas (39)
29	12/29	***133-124	LAL	W	8-21	19,561	W1	Wallace (28)	Okafor (25)	Byrant (58)
30	12/30	113-102	@IND	W	9-21	17,305	W2	Morrison (30)	Okafor (14)	O'Neal (27)
31	1/1	96-102	MIL	L	9-22	14,827	L1	Carroll (23)	Okafor (14)	Garrett (32)
32	1/5	74-106	ORL	L	9-23	17,154	L2	Carroll (19)	Brezec (12)	Howard (22)
33	1/10	103-96	@DET	W	10-23	22,076	W1	Felton (18)	Okafor (10)	Hammilton (23)
34	1/12	126-110	@NY	W	11-23	19,171	W2	Anderson (29)	Okafor/May (9)	Marbury (28)
35	1/13	89-83	PHI	W	12-23	15,081	W3	Morrison (17)	May (10)	Green (19)
36	1/15	91-99	MIL	L	12-24	14,360	L1	Carroll (22)	Okafor (12)	Boykins (30)
37	1/17	85-92	NJ	L	12-25	13,077	L2	Felton (18)	Okafor (21)	Carter (26)
38	1/19	96-75	@ATL	W	13-25	10,147	W1	Okafor (22)	Wallace (15)	Johnson (19)
39	1/20	104-85	ATL	W	14-25	16,781	W2	Carroll (22)	Okafor (7)	Johnson (22)
40	1/22	84-105	@TOR	L	14-26	13,997	L1	Wallace/Felton (19)	Wallace (9)	Bosh (20)
41	1/24	92-103	DET	L	14-27	15,148	L2	Wallace (29)	Okafor (16)	Hammilton (22)
42	1/26	106-97	@LAL	W	15-27	18,997	W1	Carroll (24)	Okafor (18)	Byrant (32)
43	1/27	105-131	@GS	L	15-28	17,381	L1	Morrison (21)	Okafor (12)	Harrington (28)
44	1/29	105-101	@DEN	W	16-28	15,898	W1	Wallace (25)	Wallace (13)	Iverson (31)
45	1/31	104-87	NY	W	17-28	13,985	W2	Wallace (42)	Okafor (15)	Crawford (28)
46	2/2	81-101	@CLE	L	17-29	20,562	L1	Wallace (16)	Okafor (7)	James (18)
47	2/5	98-90	GS	W	18-29	15,171	W1	Felton (22)	Wallace (16)	Davis (21)
48	2/5	93-113	@MIA	L	18-30	19,600	L1	Felton (20)	Okafor (11)	Wade (27)
49	2/7	83-92	@PHI	L	18-31	11,027	L2	Wallace/Okafor (16)	Carroll/Wallace/Okafor (8)	Igoudala (27)
50	2/9	100-108	POR	L	18-32	15,015	L3	Wallace (30)	Wallace (15)	Randolph (40)
51	2/10	83-104	@HOU	L	18-33	18,061	L4	Felton (16)	Okafor (12)	Head (17)
52	2/14	100-85	CHI	W	19-33	14,908	W1	Wallace (32)	Okafor (21)	Gordon (20)
53	2/20	104-100	NOK	W	20-33	13,007	W2	Wallace/Felton (21)	Okafor (15)	Paul (20)
54	2/21	100-95	@MIN	W	21-33	16,576	W3	Morrison (26)	Okafor (19)	Garrett (22)
55	2/23	102-87	PHI	W	22-33	15,781	W4	Carroll/Morrison/Wallace (19)	Okafor (16)	Korver (21)
56	2/24	76-93	TOR	L	22-34	17,091	L1	Carroll/Morrison (13)	Okafor (12)	Bosh (24)
57	2/26	93-100	@LAC	L	22-35	18,442	L2	Wallace (20)	Wallace (12)	Maggette (25)
58	2/28	120-135	@SAC	L	22-36	17,317	L3	Wallace (31)	Wallace (6)	Martin (36)
59	3/1	90-127	@POR	L	22-37	15,063	L4	Carroll (20)	Carroll (20)	Aldridge (30)
60	3/4	89-96	@SEA	L	22-38	15,574	L5	Wallace (19)	Wallace (9)	Allen (34)
61	3/5	95-120	@LAL	L	22-39	19,911	L6	Wallace (33)	Voskuhl (5)	Okur (32)
62	3/7	*106-115	@PHO	L	22-40	18,422	L7	Wallace/Morrison (22)	Wallace (15)	Barbosa (32)
63	3/10	107-115	MEM	L	22-41	17,106	L8	Wallace/Felton (24)	Wallace (17)	Gasol (31)
64	3/12	119-108	ORL	W	23-41	13,762	W1	Anderson (24)	Wallace/Anderson/Voskuhl (5)	Howard (26)
65	3/16	111-108	SAC	W	24-41	12,848	W2	Carroll (22)	Voskuhl (3)	Martin (26)
66	3/16	93-102	LAC	L	24-42	17,103	L1	Felton (18)	Voskuhl (9)	Thomas (24)
67	3/17	91-97	@MIL	L	24-43	16,674	L2	Wallace (20)	Wallace (13)	Reed (27)
68	3/20	*108-100	CLE	W	25-43	17,043	W1	Wallace (27)	Wallace (11)	James (37)
69	3/21	92-84	@BOS	W	26-43	14,743	W2	Felton (19)	Wallace (8)	Pierce (23)
70	3/23	97-106	@PHI	L	26-44	17,104	L1	Wallace (21)	Morrison (5)	Miller (19)
71	3/24	*107-113	NJ	L	26-45	18,180	L2	Herrmann (20)	Herrmann (7)	Carter (40)
72	3/28	101-87	ATL	W	27-45	14,470	W1	Wallace (31)	Wallace (9)	Smith (25)
73	3/30	97-81	MIL	W	28-45	14,739	W2	Wallace (24)	Wallace (13)	Patterson (14)
74	4/1	94-107	@TOR	L	28-46	19,023	L1	Herrmann (22)	Herrmann (8)	Bosh (24)
75	4/3	122-102	WAS	W	29-46	14,345	W1	Wallace (34)	Wallace (14)	Arenas (33)
76	4/4	108-100	@WAS	W	30-46	15,292	W2	Wallace (27)	Wallace (12)	Jarmon (25)
77	4/6	102-112	IND	L	30-47	18,939	L1	Wallace (29)	Wallace/Okafor (9)	Granger (32)
78	4/8	*111-103	@MIA	W	31-47	19,600	W1	Wallace (30)	Wallace/Okafor (8)	Mourning (20)
79	4/10	92-82	MIA	L	32-47	17,105	W2	Wallace (24)	Wallace/Okafor (10)	Walker (17)
80	4/13	81-100	@CHI	L	32-48	22,340	L1	Herrmann (14)	Okafor (11)	Gordon (20)
81	4/14	113-92	@MIL	W	33-48	17,976	W1	Herrmann (30)	Herrmann (9)	Williams (16)
82	4/18	93-94	NY	L	33-49	17,223	L1	Herrmann (22)	Okafor (8)	Curry (28)

\* Denotes Number of Overtime Periods

# HISTORY



## 2005-06 FINAL ROSTER

RECORD: 26-56 HOME: 17-24 ROAD: 9-32 OVERTIME: 4-4 EASTERN: 18-34 WESTERN: 8-22

NO.	PLAYER	POS.	HT.	WT.	BIRTHDATE	PRIOR TO NBA/FROM	YRS
15	Alan Anderson	G/F	6-6	220	10/16/82	Michigan State	R
35	Lonny Baxter	F	6-8	260	1/27/79	Maryland	3
7	Primož Brezec	C	7-1	252	10/2/79	Slovenia	4
12	Kevin Burleson	G	6-3	205	9/4/79	Minnesota	R
13	Matt Carroll	G	6-6	212	8/28/80	Notre Dame	2
2	Melvin Ely	F/C	6-10	261	5/2/78	Fresno State	3
20	Raymond Felton	G	6-1	198	6/26/84	North Carolina	R
33	Jumaine Jones	F	6-8	218	2/10/79	Georgia	6
22	Brevin Knight	G	5-10	170	11/8/75	Stanford	8
42	Sean May	F	6-9	266	4/4/84	North Carolina	R
50	Emeka Okafor	F/C	6-10	252	9/28/82	Connecticut	1
21	Bernard Robinson	F	6-6	210	12/26/80	Michigan	1
43	Jake Voskuhl	C	6-11	255	11/1/77	Connecticut	5
3	Gerald Wallace	F	6-7	215	7/23/82	Alabama	4

**GENERAL MANAGER & HEAD COACH:** Bernie Bickerstaff (San Diego)

**ASSISTANT COACHES:** John-Blair Bickerstaff (Minnesota), Gary Brokaw (Notre Dame), Jeff Capel (Fayetteville State), Gary Kloppenburg (San Diego), John Outlaw (Jackson State)

**HEAD ATHLETIC TRAINER:** Joe Sharpe (Old Dominion)

**STRENGTH & CONDITIONING COACH:** Mark Coffelt (Lindenwood)  
**ASSISTANT ATHLETIC TRAINER/EQUIPMENT MANAGER:** Keith Garnett (Oklahoma)

PLAYER	G	GS	MIN	FG	FGA	PCT	3FG	FGA	PCT	FT	FTA	PCT	OFF	DEF	TOT	AST	PF	QSTL	TO	BLK	PTS	AVG	
Wallace	55	52	1895	317	589	.538	14	50	.280	188	306	.614	123	289	412	96	150	138	99	115	836	15.2	
Okafor	26	25	874	131	316	.415	0	0	---	82	125	.656	94	167	261	31	88	1	22	53	50	344	13.2
Knight	69	67	2351	308	772	.399	3	13	.231	252	314	.803	35	188	223	610	202	3	157	164	4	871	12.6
Brezec	79	79	2165	409	791	.517	0	2	.000	164	224	.752	181	259	440	45	227	2	19	85	32	982	12.4
Felton	80	54	2406	345	883	.391	97	271	.358	161	222	.725	77	188	265	446	181	0	102	182	8	948	11.9
Jones	76	42	2089	298	736	.405	115	335	.343	88	121	.727	105	271	376	63	200	4	68	74	22	799	10.5
Rush	47	25	1111	181	469	.386	57	164	.348	55	77	.714	18	85	103	50	79	0	38	65	13	474	10.1
Ely	57	22	1348	216	425	.508	0	2	.000	128	192	.667	94	183	277	76	160	1	29	100	44	560	9.8
Bogans	39	9	848	114	288	.396	33	98	.337	80	105	.762	29	77	106	45	78	0	39	41	3	341	8.7
May	23	1	398	70	171	.409	0	5	.000	49	64	.766	42	67	109	22	58	0	17	33	12	189	8.2
Carroll	78	6	1275	192	476	.403	72	185	.389	138	168	.821	34	123	157	35	120	0	47	48	11	594	7.6
Robinson	66	18	1303	157	365	.430	2	21	.095	106	134	.791	62	157	219	77	141	1	81	74	10	422	6.4
Anderson	36	7	564	75	181	.414	24	58	.414	33	41	.805	23	47	70	32	48	0	11	32	4	207	5.8
Voskuhl	51	2	818	114	261	.437	1	3	.333	41	60	.683	62	121	183	39	157	2	26	33	23	270	5.3
Baxter (TOT)	41	0	401	45	104	.433	0	0	---	28	35	800	45	72	117	4	56	1	11	20	8	118	2.9
Baxter (CHA)	18	0	119	12	32	.375	0	0	---	12	16	.750	7	26	33	2	8	0	2	7	1	36	2.0
Burleson	39	1	340	22	88	.250	10	54	.185	16	17	.941	4	22	26	48	63	2	26	25	2	70	1.8
BOB/CATS	82	--	19905	2961	6843	.433	428	1261	.339	1593	2186	.729	990	2270	3260	1717	1960	17	822	1167	354	7943	96.9
OPPONENTS	82	--	19905	3065	6410	.478	458	1285	.356	1683	2283	.737	940	2667	3607	1881	1929	18	577	1464	441	8271	100.9

G	DATE	SCORE	OPP	W/L	RECORD	ATTEN.	STREAK	CHARLOTTE HIGH SCORER	CHARLOTTE HIGH REBOUNDER	OPPONENTS HIGH SCORER
1	11/2	*105-109	@CHI	L	0-1	19,251	L1	Wallace (28)	Ely (15)	Duhon (18)
2	11/4	110-93	@PHI	W	1-1	14,654	W1	Okafor (24)	Okafor (11)	Iverson (29)
3	11/5	*107-105	BOS	W	2-1	19,026	W2	Wallace (25)	Okafor (12)	Pierce (32)
4	11/7	*91-95	UTA	L	2-2	14,872	L1	May/Brezec (13)	Okafor (11)	Okur (1)
5	11/9	86-94	SAS	L	2-3	17,257	L2	Wallace (15)	Okafor/Brezec (7)	Duncan (29)
6	11/11	88-98	DAL	L	2-4	18,130	L3	Ely (14)	Rush (8)	Nowitzki (23)
7	11/12	99-103	@MIA	L	2-5	19,600	L4	May (18)	May (5)	Williams (22)
8	11/15	77-85	@ORL	L	2-6	12,312	L5	Bogans (18)	May (10)	Howard (21)
9	11/16	122-90	IND	W	3-6	15,878	W1	Rush (35)	Okafor (12)	Artest (27)
10	11/18	85-93	@IND	L	3-7	15,795	L1	Rush (20)	Okafor (10)	O'Neal (29)
11	11/19	89-102	@MIN	L	3-8	15,892	L-2	Felton (15)	Okafor (10)	Garnett (19)
12	11/23	108-95	NYK	W	4-8	16,825	W1	Wallace (24)	Okafor (11)	Marbury (21)
13	11/25	89-90	@BOS	L	4-9	18,624	L1	Knight/Wallace (17)	Okafor (11)	Pierce (27)
14	11/26	100-82	WAS	W	5-9	17,791	W1	Wallace (26)	Okafor (17)	Jamison (20)
15	11/29	92-110	@SAC	L	5-10	17,317	L1	Rush (15)	Brezec (12)	Bitby (25)
16	11/30	94-104	@SEA	L	5-11	15,416	L2	Brezec (21)	Okafor (13)	Allen (32)
17	12/2	100-107	@GSW	L	5-12	18,240	L3	Knight/Okafor (19)	Brezec (11)	Richardson (22)
18	12/4	98-99	@LAL	L	5-13	18,506	L4	Ely (20)	Okafor (12)	Bryant (29)
19	12/7	84-97	@NJN	L	5-14	14,622	L5	Knight (23)	Okafor (9)	Carter (23)
20	12/9	115-119	@PHI	L	5-15	14,793	L6	Okafor/Rush (15)	Ely (7)	Iverson (43)
21	12/10	103-111	TOR	L	5-16	15,163	L7	Knight (20)	Wallace (4)	Bosh (30)
22	12/13	85-101	IND	L	5-17	13,288	L8	Okafor (17)	Okafor (12)	Anthony (42)
23	12/14	91-83	@NJN	W	6-17	13,363	W1	Knight (25)	Okafor (13)	Jefferson (25)
24	12/17	78-103	DET	L	6-18	19,026	L1	Brezec (17)	Okafor (12)	Billups (21)
25	12/19	*106-103	SAC	W	7-18	14,155	W1	Brezec (26)	Okafor (13)	Abdur-Rahim (32)
26	12/20	105-92	@CHI	W	8-18	21,768	W2	Felton (21)	Brezec (10)	Duhon/Harrington (16)
27	12/23	88-97	LAC	L	8-19	16,799	L1	Knight (21)	Brezec/Robinson (6)	Brand (38)
28	12/27	93-90	@ATL	W	9-19	17,219	W1	Knight (22)	Bogans (8)	Harrington (19)
29	12/28	93-80	CHI	W	10-19	17,456	W2	Ely (20)	Brezec (14)	Deng (18)
30	12/30	100-110	PHO	L	10-20	18,201	L1	Bogans (18)	Wallace (9)	House (26)
31	1/2	86-103	@NOK	L	10-21	17,683	L2	Knight (19)	Robinson (12)	Paul (24)
32	1/4	106-109	@BOS	L	10-22	14,202	L3	Jones (21)	Jones/Wallace (9)	Pierce (31)
33	1/7	92-108	@ORL	L	10-23	16,059	L4	Bogans (22)	Wallace (10)	Howard (19)
34	1/10	*111-106	HOU	W	11-23	14,738	W1	Wallace (26)	Wallace (14)	Howard (28)
35	1/11	86-95	@TOR	L	11-24	14,098	L1	Jones (17)	Brezec (8)	Bosh (29)
36	1/13	102-103	MIL	L	11-25	15,212	L2	Wallace (21)	Wallace (15)	Redd (26)
37	1/14	91-114	@DET	L	11-26	22,076	L3	Brezec (18)	Wallace (8)	Hamilton (19)
38	1/16	92-107	NOK	L	11-27	15,303	L4	Wallace (19)	Robinson (9)	Paul (24)
39	1/18	92-98	@IND	L	11-28	14,520	L5	Brezec/Felton/Knight (15)	Wallace (9)	Johnson (27)
40	1/20	93-104	ORL	L	11-29	16,847	L6	Bogans (19)	Voskuhl/Wallace (7)	Turkoglu (24)
41	1/21	91-101	@MIL	L	11-30	16,739	L7	Brezec (21)	Brezec (11)	Redd (35)
42	1/24	76-104	@SAS	L	11-31	16,797	L8	Jones (15)	Jones (9)	Udrih (17)
43	1/25	78-102	@HOU	L	11-32	10,938	L9	Carroll (19)	Brezec (8)	McGrady (29)
44	1/27	85-91	MIA	L	11-33	19,026	L10	Carroll (20)	Brezec (12)	O'Neal (23)
45	1/28	97-107	@WAS	L	11-34	20,173	L11	Brezec (27)	Brezec (12)	Arenas (34)
46	1/30	91-103	CLE	L	11-35	17,142	L12	Anderson (14)	Voskuhl (12)	James (30)
47	2/1	92-102	ATL	L	11-36	14,411	L13	Felton (20)	Ely/Felton/Jones (7)	Harrington (19)
48	2/3	112-102	LAL	W	12-36	19,026	W1	Jones (31)	Jones (9)	Bryant (35)
49	2/6	119-106	SEA	W	13-36	13,202	W2	Felton (24)	Jones/Knight (7)	Allen (31)
50	2/8	100-92	PHI	W	14-36	15,418	W3	Ely (19)	Jones (14)	Iverson/Korver (20)
51	2/10	73-88	TOR	L	14-37	17,472	L1	Carroll (26)	Ely (9)	Villanueva (24)
52	2/11	93-99	@MIL	L	14-38	17,664	L2	Ely (21)	Carroll/Ely (7)	Redd (18)
53	2/13	83-91	POR	L	14-39	13,466	L3	Felton (16)	Jones/Robinson (9)	Randolph (21)
54	2/15	94-95	NJN	L	14-40	15,766	L4	Knight (28)	Ely (9)	Jefferson (25)
55	2/21	84-100	@DEN	L	14-41	16,701	L5	Felton (14)	Jones/Rush (7)	Anthony (24)
56	2/22	110-106	@POR	W	15-41	12,585	W1	Rush (28)	Carroll (8)	Patterson (25)
57	2/25	121-136	@PHO	L	15-42	18,422	L1	Felton (31)	Brezec/Wallace (9)	Manton (31)
58	2/28	87-95	@LAC	L	15-43	15,273	L2	Jones (17)	Wallace (16)	Brand (35)
59	3/1	104-89	@UTA	W	16-43	18,177	W1	Knight/Wallace (19)	Brezec/Jones (6)	Harping (22)
60	3/3	76-90	@DAL	L	16-44	20,075	L1	Wallace (14)	Wallace (8)	Nowitzki (26)
61	3/6	*106-105	MIA	L	16-45	17,165	L2	Wallace (15)	Wallace (15)	O'Neal (35)
62	3/8	104-110	GSW	W	17-45	14,039	W1	Jones (29)	Brezec/Wallace (7)	Richardson (27)
63	3/11	116-109	NYK	W	18-45	19,026	W2	Jones (28)	Wallace (12)	J. Rose (23)
64	3/12	78-94	@DET	L	18-46	22,076	L1	Ely (15)	Jones (11)	Hamilton (24)
65	3/14	114-119	WAS	L	18-47	13,721	L2	Jones (18)	Jones (8)	Jamison (35)
66	3/15	99-107	@MIL	L	18-48	13,841	L3	Jones (25)	Voskuhl (10)	Arenas (34)
67	3/18	103-108	DET	L	18-49	19,026	L4	Brezec (20)	Brezec/Voskuhl (7)	Hamilton (23)
68	3/21	108-102	ORL	W	19-49	15,613	W1	Wallace (27)	Robinson (13)	Turkoglu (24)
69	3/22	*120-118	@CLE	L	19-50	18,550	L1	Felton (30)	Robinson (14)	James (37)
70	3/24	93-114	@MIA	L	19-51	20,146	L2	Felton (23)	Brezec/Robinson/Wallace (5)	Wade (24)
71	3/26	95-102	@MEM	L	19-52	17,328	L3	Wallace (25)	Brezec (8)	Casol (33)
72	3/28	125-117	ATL	W	20-52	14,762	W1	Wallace (41)	Jones (9)	Johnson (35)
73	3/31	113-107	CHI	L	20-53	16,607	L1	Jones (28)	Wallace (12)	Nocioni (24)
74	4/2	97-101	CLE	L	20-54	18,491	L2	Felton (20)	Wallace (9)	James (35)
75	4/4	97-92	MIN	W	21-54	14,214	W1	Knight (24)	Wallace (9)	Garnett (24)
76	4/6	102-113	@NJN	L	21-55	16,756	L1	Felton (20)	Ely (8)	Jefferson (40)
77	4/9	94-88	@TOR	W	22-55	17,679	W1	Knight (19)	Wallace (14)	James (32)
78	4/12	88-96	MEM	L	22-56	16,439	L1	Wallace (17)	Brezec/Jones/Wallace (9)	E. Jones (16)
79	4/14	116-110	@IND	W	23-56	18,729	W1	Felton (27)	Felton (27)	Johnson (35)
80	4/15	*92-91	IND	W	24-56	17,384	W2	Brezec (18)	Carroll/Ely (9)	O'Neal (30)
81	4/17	98-91	@NYK	W	25-56	19,763	W3	Anderson (18)	Voskuhl (9)	Crawford (24)
82	4/19	96-86	PHI	W	26-56	19,026	W4	Carroll (24)	Wallace (9)	Salmons (19)

\* Denotes Number of Overtime Periods





**2004-05 FINAL ROSTER**

RECORD: 18-64 HOME: 14-27 ROAD: 4-37 OVERTIME: 3-3 EASTERN: 11-41 WESTERN: 7-23

NO.	PLAYER	POS.	HT.	WT.	BIRTHDATE	PRIOR TO NBA/FROM	YRS
12	Cory Alexander	G	6-1	190	6/22/73	Virginia	7
35	Malik Allen	F	6-10	255	6/27/78	Villanova	4
10	Keith Bogans	G	6-5	215	5/12/80	Kentucky	2
7	Primož Brezec	C	7-1	252	10/2/79	Slovenia	4
13	Matt Carroll	G	6-6	212	8/28/80	Notre Dame	2
2	Melvin Ely	F/C	6-10	261	5/2/78	Fresno State	3
1	Jason Hart	G	6-3	185	4/29/78	Syracuse	4
24	Jason Kapono	F	6-8	213	2/2/81	UCLA	2
22	Brevin Knight	G	5-10	170	11/8/75	Stanford	8
50	Emeka Okafor	F	6-10	255	9/28/82	Connecticut	1
21	Bernard Robinson	G/F	6-6	210	12/26/80	Michigan	1
4	Kareem Rush	G	6-6	215	10/30/80	Missouri	3
32	Tamar Slay	F	6-8	220	4/2/80	Marshall	3
0	Theron Smith	F	6-8	230	10/3/80	Ball State	2
3	Gerald Wallace	G/F	6-7	220	7/23/82	Alabama	4

**GENERAL MANAGER & HEAD COACH:** Bernie Bickerstaff (San Diego)

**ASSISTANT COACHES:** John-Blair Bickerstaff (Minnesota), Gary Brokaw (Notre Dame), Jeff Capel (Fayetteville State), Gary Kloppenburg (San Diego), John Outlaw (Jackson State)

**HEAD ATHLETIC TRAINER:** Joe Sharpe (Old Dominion)

**ASSISTANT ATHLETIC TRAINER / EQUIPMENT MANAGER:** Chris Munford (Simon Fraser)

**STRENGTH & CONDITIONING COACH:** Mark Coffelt (Lindenwood)

PLAYER	G	GS	MIN	FG	FGA	PCT	3FG	FGA	PCT	FT	FTA	PCT	OFF	DEF	TOT	AST	PF	DQ	STL	TO	BLK	PTS	AVG
Okafor	73	73	2600	448	1003	.447	0	1	.000	209	343	.609	275	520	795	64	214	0	62	125	125	1105	15.1
Brezec	72	72	2276	387	756	.512	0	0	---	164	220	.745	226	305	531	86	183	2	33	106	55	958	13.0
Wallace	70	68	2147	286	637	.449	17	62	.274	191	289	.661	118	268	386	137	182	2	117	159	91	780	11.1
House	13	5	300	61	135	.452	12	29	.414	10	13	.769	2	17	19	24	23	0	24	13	3	144	11.1
Knight	66	61	1944	248	587	.422	3	20	.150	167	196	.852	21	149	170	591	192	1	131	147	5	666	10.1
Bogans	74	42	1791	262	688	.381	57	173	.329	133	183	.727	76	150	226	135	167	1	68	122	8	714	9.6
Hart	74	27	1887	257	573	.449	35	95	.368	157	200	.785	18	185	203	367	167	1	99	102	14	706	9.5
Carroll	25	0	430	70	180	.389	13	39	.333	71	83	.855	13	47	60	17	37	0	17	25	2	224	9.0
Kapono	81	14	1491	269	671	.401	80	194	.412	70	85	.824	32	132	164	61	132	1	40	46	6	688	8.5
Rush (TOT)	48	22	968	157	406	.387	51	137	.372	37	48	.771	20	69	89	68	74	0	20	47	7	402	8.4
Rush (CHA)	34	22	877	153	386	.396	49	127	.386	35	46	.761	17	62	79	65	67	0	18	44	6	390	11.5
S. Smith	37	1	636	93	218	.427	38	90	.422	67	77	.870	13	36	49	57	74	2	12	24	7	291	7.9
Ely	79	17	1649	227	526	.432	0	0	---	122	212	.575	142	184	326	76	199	1	32	115	69	576	7.3
Allen (TOT)	36	1	519	84	177	.475	0	0	---	26	28	.929	40	59	99	18	53	0	5	18	22	194	5.4
Allen (CHA)	22	1	271	49	101	.485	0	0	---	13	14	.929	16	31	47	7	24	0	5	7	11	111	5.0
Slay	8	0	78	13	39	.333	2	12	.167	0	2	0.000	6	8	14	3	20	0	5	8	0	28	3.5
Sampson	23	0	329	28	62	.452	0	0	---	23	39	.590	36	86	122	8	53	0	4	17	17	79	3.4
T. Smith	33	5	510	44	136	.324	3	12	.250	14	16	.875	39	77	116	28	58	0	6	27	4	105	3.2
Alexander	16	1	201	16	49	.327	8	19	.421	9	12	.750	8	21	29	37	29	0	9	19	1	49	3.1
Robinson	31	1	328	36	81	.444	3	8	.375	18	26	.692	14	34	48	30	42	1	11	20	4	93	3.0
White	17	0	135	14	31	.452	0	0	---	14	40	.350	11	23	34	1	31	2	11	12	4	25	2.5
BOBCATS	82	--	19880	2961	6859	.432	320	881	.363	1487	2096	.709	1083	2335	3418	1794	1894	13	695	1192	440	7729	94.3
OPPONENTS	82	--	19880	3015	6507	.463	442	1224	.361	1748	2279	.767	959	2586	3545	1768	1858	15	624	1297	446	8220	100.26

G	DATE	SCORE	OPP	W/L	RECORD	ATTEN.	STREAK	CHARLOTTE HIGH SCORER	CHARLOTTE HIGH REBOUNDER	OPPONENT HIGH SCORER
1	1/4	96-103	WAS	L	0-1	23,319	W1	Okafor (19)	Okafor (10)	Jamison (24)
2	1/16	111-100	ORL	W	1-1	20,873	L1	Brezec (20)	Okafor (14)	Mobley (23)
3	1/10	100-102	@MIL	L	1-2	17,029	L1	Brezec (20)	Okafor (13)	Mason (31)
4	1/12	74-91	@BOS	L	1-3	14,012	L2	House (15)	Okafor (11)	Davis (19)
5	1/15	87-103	GSW	L	1-4	12,376	L3	Wallace (22)	Wallace (10)	Richardson (27)
6	1/16	105-107	UTA	L	1-5	10,412	L4	Bogans (28)	Okafor (8)	Bozzer (34)
7	1/18	89-106	CLE	L	1-6	14,706	L5	Kapono (16)	Ely (7)	James (19)
8	1/20	84-100	@CLE	L	1-7	18,045	L6	Wallace (15)	Brezec (12)	James (25)
9	1/21	116-117	@DET	L	1-8	22,076	L7	Kapono (22)	Okafor (10)	Hamilton (30)
10	1/23	91-89	DET	W	2-8	13,394	W1	Okafor (22)	Okafor (15)	Bilups (24)
11	1/26	77-82	@IND	L	2-9	17,441	L1	Okafor (19)	Okafor (11)	Croschere/F. Jones (23)
12	1/27	107-92	ATL	W	3-9	13,695	W1	House (17)	Okafor (10)	Harrington (27)
13	1/30	86-99	@NJN	L	3-10	11,921	L1	Okafor (26)	Okafor (12)	Jefferson (23)
14	1/24	107-101	NYK	W	4-10	18,858	W1	Okafor/S. Smith (20)	Okafor (18)	Crawford (41)
15	1/26	93-99	@LAC	L	4-11	14,055	L1	Brezec/Kapono (14)	Okafor (15)	Maggette (33)
16	1/27	92-109	@SAC	L	4-12	17,317	L2	S. Smith (16)	Okafor (15)	Stojakovic (30)
17	1/2/10	105-115	@PHO	L	4-13	17,105	L3	Knight (17)	Okafor (10)	Stoudemire (36)
18	1/2/12	87-99	@GSW	L	4-14	14,023	L4	Okafor (21)	Okafor/Wallace (13)	Richardson (24)
19	1/2/14	94-93	NOH	W	5-14	13,589	W1	Okafor (20)	Okafor (12)	Wesley (23)
20	1/2/18	101-100	HOU	W	6-14	17,320	W2	Okafor (23)	Okafor (17)	McGrady (29)
21	1/2/21	91-94	NJN	L	6-15	11,358	L1	Rush (23)	Jefferson (11)	Jefferson (28)
22	1/2/22	90-87	@HOU	W	7-15	13,655	W1	Okafor (21)	Okafor (11)	McGrady (25)
23	1/2/26	91-82	@NYK	L	7-16	19,763	L1	Okafor (23)	Okafor (15)	T.Thomas (20)
24	1/2/27	87-106	@WAS	L	7-17	16,322	L2	Okafor (18)	Okafor (11)	Hughes (20)
25	1/2/29	71-74	IND	L	7-18	13,483	L3	Okafor (16)	Okafor (15)	O'Neal (24)
26	1/2/31	97-103	SEA	L	7-19	13,696	L4	Okafor (27)	Okafor (10)	Lewis (27)
27	1/1	90-113	@MIA	L	7-20	20,281	L5	Okafor (17)	Okafor (10)	Wade (26)
28	1/3	83-94	CLE	L	7-21	12,690	L6	Rush (19)	Kapono (7)	James (26)
29	1/5	102-84	MIL	W	8-21	12,037	W1	Wallace (21)	Wallace (12)	Garnett (23)
30	1/7	91-111	@ORL	L	8-22	12,564	L1	Brezec (18)	Okafor (6)	Turkoglu (22)
31	1/11	98-100	@CLE	L	8-23	18,494	L2	Brezec/Wallace (18)	Okafor (9)	James (29)
32	1/14	89-109	MEM	L	8-24	17,447	L3	Okafor (17)	Okafor (12)	Gason (19)
33	1/15	95-103	@ATL	L	8-25	11,719	L4	Hart (19)	Sampson (9)	Harrington (22)
34	1/17	92-99	MIL	L	8-26	10,523	L5	Okafor (15)	Okafor (11)	Redd (27)
35	1/19	105-107	PHI	L	8-27	12,336	L6	Hart (19)	Okafor (19)	Iverson (24)
36	1/21	99-105	DAL	L	8-28	17,186	L7	Okafor (24)	Okafor (15)	Finley/Nowitzki (20)
37	1/23	92-103	@TOR	L	8-29	14,196	L8	Brezec (19)	Brezec (12)	Peterson (26)
38	1/25	92-97	BOS	L	8-30	11,129	L9	Okafor (20)	Okafor (12)	Pierce (33)
39	1/27	93-101	@CHI	L	8-31	19,439	L10	Rush (24)	Sampson (7)	Noconio (17)
40	1/28	101-94	TOR	W	9-31	15,986	W1	Rush (21)	Brezec (12)	Alston (20)
41	1/30	90-101	@LAL	L	9-32	18,532	L1	Brezec (15)	Sampson (12)	Atkins/Butler (20)
42	2/1	109-105	@UTA	W	10-32	17,854	W1	Wallace (28)	Wallace (8)	Kirilenko (27)
43	2/4	89-101	@POR	L	10-33	14,362	L1	Brezec (17)	Brezec (17)	Stoudamire/Telfair (23)
44	2/5	99-113	@SEA	L	10-34	16,901	L2	Ely (22)	Ely (9)	Allen (25)
45	2/8	85-104	SAS	L	10-35	12,985	L3	Kapono (17)	T. Smith (10)	Parker (20)
46	2/9	87-94	@IND	L	10-36	14,719	L4	Ely (20)	Ely (7)	O'Neal (29)
47	2/11	87-97	MIA	L	10-37	22,166	L5	Knight (17)	Ely (11)	O'Neal (32)
48	2/15	99-102	@NY	L	10-38	19,763	L6	Robinson (18)	T. Smith (8)	Crawford (23)
49	2/14	77-80	POR	L	10-39	9,213	L7	Ely (16)	Brezec (18)	Przybyla (19)
50	2/16	94-88	DEN	W	11-39	11,754	W1	Rush (20)	Brezec (14)	Anthony (21)
51	2/22	102-112	MIL	L	11-40	10,817	L1	Knight (19)	Brezec (11)	Redd (39)
52	2/25	86-93	@NJN	L	11-41	14,571	L2	Wallace (23)	Okafor (10)	Carter (28)
53	2/26	90-94	CHI	L	11-42	17,495	L3	Okafor (26)	Okafor (12)	Davis (20)
54	3/1	94-87	SAC	W	12-42	11,790	W1	Brezec (19)	Okafor (13)	Williamson (18)
55	3/2	85-94	@NO	L	12-43	14,517	L1	Okafor (18)	Brezec (12)	Dickau (18)
56	3/4	84-104	@BOS	L	12-44	17,011	L2	Hart (13)	Okafor (10)	Davis/Walker (18)
57	3/5	84-86	WAS	L	12-45	15,301	L3	Hart (20)	Kapono/Okafor (8)	Haywood (22)
58	3/8	97-102	@MIN	L	12-46	16,333	L4	Brezec (20)	Brezec (12)	Garnett (30)
59	3/11	80-112	@PHI	L	12-47	19,765	L5	Okafor (17)	Okafor (8)	Iverson (25)
60	3/12	116-117	LAL	L	12-48	23,319	L6	Okafor (30)	Okafor (11)	Bryant (32)
61	3/14	110-119	BOS	L	12-49	11,103	L7	Carroll (18)	Okafor (12)	Davis (27)
62	3/16	101-120	@DEN	L	12-50	16,527	L8	Bogans (19)	Okafor (8)	Anthony (25)
63	3/18	76-93	@SAS	L	12-51	17,798	L9	Brezec (18)	Okafor (12)	Parker (24)
64	3/19	104-93	@DAL	L	12-52	20,331	L10	Bogans (27)	Okafor (10)	Nowitzki (33)
65	3/21	102-97	ORL	W	13-52	10,727	W1	Knight (19)	Hart (13)	Hill (25)
66	3/23	105-120	PHO	L	13-53	11,664	L1	Brezec (21)	Brezec (11)	Johnson/Marion (26)
67	3/24	108-94	@ORL	W	14-53	14,431	W1	Okafor (23)	Okafor (10)	Hill (28)
68	3/26	94-92	MIA	W	15-53	23,319	W2	Brezec (27)	Brezec (11)	O'Neal (26)
69	3/28	91-95	NJN	L	15-54	11,376	L1	Brezec (20)	Brezec (12)	Carter (39)
70	3/30	99-102	CHI	L	15-55	12,606	L2	Wallace (23)	Brezec/Okafor (10)	Gordon (35)
71	4/1	107-119	TOR	L	15-56	13,550	L3	Okafor (29)	Okafor (14)	Bosh (27)
72	4/2	97-112	@CHI	L	15-57	22,074	L4	Okafor (28)	Okafor (16)	Harrington (22)
73	4/5	102-104	LAL	L	15-58	9,580	L5	Knight (21)	Okafor (10)	Maggette (34)
74	4/6	103-106	@PHI	L	15-59	16,209	L6	Brezec (23)	Brezec/Okafor (10)	Iverson (48)
75	4/8	75-93	@MIL	L	15-60	15,274	L7	Brezec (20)	Okafor (14)	Mason (21)
76	4/10	95-102	@MEM	L	15-61	16,953	L8	Knight (22)	Okafor (18)	Battier (25)
77	4/11	110-105	@ATL	W	16-61	15,042	W1	Bogans (21)	Okafor (12)	Childress (20)
78	4/13	105-84	ATL	W	17-61	10,894	W2	Okafor (17)	Okafor (11)	Smith (20)
79	4/16	98-100	NYK	L	17-62	17,615	L1	Bogans (15)	Wallace (14)	Marbury (19)
80	4/17	104-106	WAS	L	17-63	17,117	L2	Carroll (22)	Wallace (7)	Hughes (28)
81	4/19	80-99	@MIA	L	17-64	19,858	L3	Bogans/Ely/Kapono (14)	Okafor (9)	Butler (25)
82	4/20	97-86	DET	W	18-64	18,014	W1	Bogans (17)	Okafor (19)	Dupree/Prince (13)

\* Denotes Number of Overtime Periods

# UNITED WE STAND!



## 2001-02 CHARLOTTE HORNETS

The Charlotte Observer  
COLLECTOR

### 2001-02 FINAL ROSTER

RECORD: 44-38 HOME: 21-20 ROAD: 23-18 OVERTIME: 1-2 EASTERN: 31-23 WESTERN: 13-15

NO.	PLAYER	POS.	HT.	WT.	BIRTHDATE	PRIV TO NBA/FROM	YRS
2	Stacey Augmon	F	6-8	213	8/1/68	UNLV	11
42	P.J. Brown	F	6-11	239	10/14/69	Louisiana Tech	9
50	Matt Bullard	F	6-10	229	6/5/67	Iowa	11
5	Elden Campbell	C	7-0	279	7/23/68	Clemson	12
1	Baron Davis	G	6-3	223	4/14/79	UCLA	3
17	Bryce Drew	G	6-3	184	9/21/74	Valparaiso	4
35	Kirk Haston	F	6-9	242	3/10/79	Indiana	1
9	George Lynch	F	6-8	235	9/3/70	North Carolina	9
21	Jamaal Magloire	F/C	6-11	259	5/21/78	Kentucky	2
24	Jamal Mashburn	F	6-8	247	11/29/72	Kentucky	9
6	Jerome Moiso	F	6-10	232	6/15/78	UCLA	2
54	Lee Nailon	F	6-9	238	2/12/75	Texas Christian	2
34	Robert Traylor	F	6-8	284	2/1/77	Michigan	4
4	David Wesley	G	6-1	203	11/14/70	Baylor	9

**HEAD COACH:** Paul Silas (Creighton)

**ASSISTANT COACHES:** Brian Hill (Kennedy), Stephen Silas (Brown),

Bob Donewald Jr. (Western Michigan)

**ATHLETIC TRAINER:** Terry Kofler (Xavier)

PLAYER	G	GS	MIN	FG	FGA	PCT	3FG	FGA	PCT	FT	FTA	PCT	OFF	DEF	TOT	AST	PF	DQ	STL	TO	BLK	PTS	AVG
Mashburn	40	40	1601	303	744	.407	41	112	.366	211	241	.876	31	211	242	171	80	0	45	110	6	858	21.5
Davis	82	82	3318	559	1341	.417	170	478	.356	196	338	.580	93	256	349	698	241	0	172	246	47	1484	18.1
Wesley	67	63	2487	364	910	.400	85	256	.332	138	188	.734	44	99	143	236	147	0	74	119	15	951	14.2
Campbell	77	74	2156	384	794	.484	0	2,000		306	384	.797	133	397	530	102	264	4	60	138	137	1074	13.9
Nailon	79	41	1912	369	764	.483	1	2,500		112	150	.747	103	188	291	94	175	1	59	96	17	851	10.8
Magloire	82	8	1549	228	414	.551	0	1,000		243	333	.730	153	308	461	31	201	0	27	118	86	699	8.5
Brown	80	80	2563	250	527	.474	0	0	---	169	197	.858	273	513	786	107	222	1	59	85	78	669	8.4
Augmon	77	3	1319	140	328	.427	0	3,000		77	101	.762	59	166	225	103	115	0	56	54	12	357	4.6
Lynch	45	18	893	73	198	.369	1	6,167		25	40	.625	70	116	186	54	75	1	40	41	14	172	3.8
Traylor	61	1	678	87	204	.426	1	11,000		53	84	.631	67	120	187	37	127	1	24	45	37	228	3.7
Drew	61	0	774	78	182	.429	31	73	.425	23	29	.793	14	58	72	101	49	0	32	33	2	210	3.4
Bullard	31	0	350	39	115	.339	16	57	.281	11	12	.917	10	37	47	16	29	0	2	12	2	105	3.4
Haston	15	0	77	11	39	.282	0	3,000		4	8	.500	5	15	20	5	9	0	0	3	1	26	1.7
Moiso	15	0	76	8	20	.400	0	0	---	0	0	---	4	21	25	4	12	0	3	8	2	16	1.1
CHARLOTTE	82	--	19755	2893	6580	.440	346	994	.348	1568	2105	.745	1059	2505	3564	1759	1747	8	653	1150	456	7700	93.9
OPPONENTS	82	--	19755	2850	6594	.432	433	1156	.375	1488	1938	.768	963	2399	3362	1639	1703	13	625	1140	422	7621	92.9

G	DATE	SCORE	OPP	W/L	RECORD	ATTEN.	STREAK	CHARLOTTE HIGH SCORER	CHARLOTTE HIGH REBOUNDER	OPPONENT HIGH SCORER
1	10/31	100-94	CLE	W	1-0	9,002	W1	Davis (33)	Campbell (12)	Miller (22)
2	11/2	97-93	NYK	W	2-0	13,588	W2	Davis (18)	Brown (16)	Spirewell (19)
3	11/3	85-95	@NJL	L	2-1	6,532	L1	Campbell (26)	Campbell (10)	Van Horn (28)
4	11/6	92-110	@DAL	L	2-2	16,905	L2	Campbell (17)	Campbell/Mashburn (10)	Nowitzki (34)
5	11/8	95-105	SAS	L	2-3	9,511	L3	Mashburn (21)	Campbell (9)	Duncan (33)
6	11/10	89-85	@CHI	W	3-3	20,406	W1	Mashburn (26)	Campbell (14)	Miller (22)
7	11/14	86-100	@PHI	L	3-4	20,153	L1	Mashburn (21)	Brown (12)	Iverson (33)
8	11/16	96-87	@MIA	W	4-4	15,322	W1	Davis (23)	Campbell (10)	Jones (22)
9	11/17	87-97	POR	L	4-5	10,724	L1	Wesley (19)	Brown (8)	Wallace (23)
10	11/20	95-88	@WAS	W	5-5	20,674	W1	Davis (32)	Brown (11)	Jordan (30)
11	11/21	78-89	DAL	L	5-6	8,932	L1	Campbell (19)	Brown (11)	Finley (22)
12	11/23	99-109	ORL	L	5-7	12,097	L2	Davis (27)	Brown (11)	McGrady (24)
13	11/24	103-101	@ORL	W	6-7	14,003	W1	Campbell (23)	Brown (11)	Miller (32)
14	11/28	104-96	@DET	W	7-7	14,542	W2	Davis (38)	Davis (23)	Stackhouse (26)
15	11/30	105-110	DET	L	7-8	8,727	L1	Davis (23)	Magloire (7)	Stackhouse (31)
16	12/1	81-93	@CLE	L	7-9	12,498	L2	Nailon (20)	Brown (12)	Miller/Person (19)
17	12/4	100-104	@UTA	L	7-10	17,115	L3	Davis (21)	Davis (22)	Malone (22)
18	12/6	95-89	@POR	W	8-10	18,102	W1	Nailon (26)	Brown (14)	Wallace (18)
19	12/7	106-89	@GSW	W	9-10	12,221	W2	Wesley (25)	Brown (8)	Murphy (17)
20	12/9	78-89	@LAC	L	9-11	16,098	L1	Wesley (18)	Brown/Magloire (8)	Brand (22)
21	12/11	99-96	@DEN	W	10-11	13,912	W1	Nailon (20)	Brown (10)	LaFrentz (23)
22	12/13	104-90	TOR	W	11-11	9,791	W2	Nailon (19)	Brown (9)	Carter (31)
23	12/15	97-106	BOS	L	11-12	10,358	L1	Wesley (24)	Brown (10)	Pierce (30)
24	12/18	95-100	NYK	L	11-13	9,074	L2	Wesley (19)	Brown (9)	Spirewell (30)
25	12/19	94-85	@PHI	W	12-13	20,148	W1	Nailon (27)	Brown (13)	Iverson (38)
26	12/21	89-94	@MIN	L	12-14	17,237	L1	Davis (25)	Campbell (9)	Garnett (20)
27	12/22	88-101	@ATL	L	12-15	9,775	L2	Wesley (26)	Campbell (8)	Terry (22)
28	12/26	99-93	WAS	W	13-15	23,799	W1	Campbell (17)	Campbell (13)	Jordan (28)
29	12/28	89-105	MIL	L	13-16	10,888	L1	Nailon (24)	Nailon (9)	Cassell (29)
30	12/29	90-107	@WAS	L	13-17	20,674	L2	Magloire (22)	Brown (8)	Jordan (51)
31	1/3	114-102	GSW	W	14-17	7,770	W1	Davis (28)	Davis/Magloire (10)	Jamison (24)
32	1/5	80-89	NUN	L	14-18	11,476	L1	Campbell (26)	Campbell (13)	Collins/Kidd (18)
33	1/7	94-80	DEN	W	15-18	7,806	W1	Campbell (21)	Brown (22)	Van Exel (24)
34	1/9	111-87	ATL	W	16-18	10,476	W2	Campbell (22)	Campbell (13)	Abdur-Rahim (20)
35	1/11	*92-91	LAC	W	17-18	13,087	W3	Davis (19)	Brown (18)	Brand/Odom (22)
36	1/12	76-104	@DET	L	17-19	18,877	L1	Wesley (14)	Brown (8)	Stackhouse (27)
37	1/15	94-86	@CHI	W	18-19	17,635	W1	Wesley (26)	Brown (7)	Artest (22)
38	1/17	88-93	PHI	L	18-20	11,278	L1	Nailon (27)	Brown (12)	Iverson (33)
39	1/19	89-91	TOR	L	18-21	16,593	L2	Campbell (22)	Brown (14)	Carter (34)
40	1/21	111-68	@NYK	W	19-21	19,763	W1	Davis (24)	Campbell (8)	Thomas (16)
41	1/23	111-101	SEA	W	20-21	9,638	W2	Wesley (21)	Campbell (11)	Baker/Payton (24)
42	1/25	81-90	@IND	L	20-22	16,012	L1	Wesley (20)	Magloire (16)	Rose (23)
43	1/26	*104-111	HOU	L	20-23	12,931	L2	Davis (34)	Brown (13)	Francis (30)
44	1/29	78-73	@SAS	W	21-23	16,624	W1	Drew (15)	Campbell (10)	Duncan (29)
45	2/1	73-72	@HOU	W	22-23	11,004	W2	Campbell (21)	Brown (12)	Mobley (23)
46	2/3	97-79	@MEM	W	23-23	14,827	W3	Campbell (19)	Magloire (10)	Swift (13)
47	2/5	79-82	BOS	L	23-24	10,903	L1	Davis (28)	Campbell (9)	Pierce (24)
48	2/7	93-100	PHI	L	23-25	15,510	L2	Davis (23)	Brown (12)	Iverson (36)
49	2/13	113-91	CHI	W	24-25	9,544	W1	Nailon (24)	Magloire (10)	Guyton (19)
50	2/15	116-106	IND	W	25-25	13,732	W2	Davis (38)	Brown (18)	Croschere (23)
51	2/17	78-92	MEM	L	25-26	9,952	L1	Campbell/Nailon (17)	Brown/Campbell (11)	Swift (19)
52	2/18	101-92	@MIL	W	26-26	16,368	W1	Campbell (24)	Brown (11)	Allen (27)
53	2/20	78-77	@TOR	W	27-26	19,800	W2	Campbell (18)	Campbell (18)	Davis (29)
54	2/22	94-96	LAL	L	27-27	23,799	L1	Davis (37)	Brown (10)	O'Neal (31)
55	2/24	93-95	@NJN	L	27-28	15,516	L2	Davis (29)	Lynch (11)	Kidd (21)
56	2/25	92-97	MIL	L	27-29	11,222	L3	Campbell (23)	Nailon (6)	Szczerbiak (24)
57	2/27	104-85	NUN	W	28-29	8,737	W1	Mashburn (36)	Brown (12)	Kidd/Williams (12)
58	3/1	100-87	@BOS	W	29-29	17,872	W2	Mashburn (20)	Magloire (10)	Pierce (20)
59	3/3	81-83	DET	L	29-30	8,632	L1	Campbell (23)	Brown (11)	Stackhouse (28)
60	3/7	*89-92	@SEA	L	29-31	14,990	L2	Mashburn (27)	Magloire (11)	Payton (19)
61	3/8	87-99	@SAC	L	29-32	17,317	L3	Nailon (18)	Campbell (8)	Stojakovic (24)
62	3/10	88-82	@PHX	W	30-32	15,003	W1	Mashburn (26)	Brown (14)	Marion (24)
63	3/12	66-107	@LAL	L	30-33	18,997	L1	Wesley (15)	Campbell (13)	Bryant (23)
64	3/14	100-82	UTA	W	31-33	7,586	W1	Mashburn (26)	Mashburn (7)	Marshall (15)
65	3/16	87-76	PHX	W	32-33	10,582	W2	Mashburn (23)	Mashburn (7)	Marion (31)
66	3/18	113-110	MIL	W	33-33	7,833	W3	Mashburn (31)	Brown (12)	Cassell (27)
67	3/20	94-88	IND	W	34-33	6,684	W4	Davis (25)	Brown (13)	O'Neal (20)
68	3/22	106-92	@ORL	W	35-33	16,497	W5	Mashburn (29)	Brown (14)	Hudson (23)
69	3/24	99-84	@IND	W	36-33	16,808	W6	Mashburn (36)	Brown (9)	Miller (24)
70	3/27	111-104	ORL	W	37-33	8,111	W7	Magloire (21)	Mashburn (9)	Hudson/McGrady (25)
71	3/29	87-92	SAC	L	37-34	14,092	L1	Mashburn (27)	Brown (11)	Webber (23)
72	3/30	93-85	@CLE	W	38-34	14,922	W1	Davis (20)	Brown (13)	Davis (22)
73	4/2	85-91	@NYK	L	38-35	19,763	L1	Mashburn (25)	Magloire (9)	Spirewell (26)
74	4/3	97-90	MIA	W	39-35	9,217	W1	Davis/Mashburn (22)	Brown (13)	Jones (27)
75	4/5	97-91	WAS	W	40-35	15,621	W2	Mashburn (27)	Brown (13)	Hamilton (22)
76	4/6	93-86	@ATL	W	41-35	15,954	W3	Mashburn (25)	Brown (14)	Abdur-Rahim (21)
77	4/9	80-84	@TOR	L	41-36	19,800	L1	Mashburn (21)	Brown (12)	Davis (24)
78	4/10	95-101	ATL	L	41-37	10,306	L2	Mashburn (26)	Brown/Magloire (7)	Abdur-Rahim (33)
79	4/12	112-100	CLE	W	42-37	12,564	W1	Wesley (30)	Brown (9)	Langdon (24)
80	4/14	91-98	@MIL	L	42-38	18,717	L1	Mashburn (28)	Brown (10)	Allen (47)
81	4/16	88-81	@MIA	W	43-38	15,469	W1	Mashburn (23)	Lynch (10)	Mourning (25)
82	4/17	112-106	CHI	W	44-38	10,565	W2	Campbell/Mashburn (20)	Campbell (9)	Rose (27)

\* Denotes Number of Overtime Periods

# HISTORY



## 2000-01 FINAL ROSTER

RECORD: 46-36 HOME: 28-13 ROAD: 18-23 OVERTIME: 3-3 EASTERN: 37-13 WESTERN: 9-19

NO.	PLAYER	POS.	HT.	WT.	BIRTHDATE	PRIOR TO NBA/FROM	YRS
42	P.J. Brown	F	6-11	235	10/14/69	Louisiana Tech	7
2	Scott Burrell	G/F	6-7	233	1/12/71	Connecticut	7
5	Elden Campbell	C	7-0	279	7/23/68	Clemson	10
44	Derrick Coleman	F/C	6-10	270	6/21/67	Syracuse	10
1	Baron Davis	G	6-3	210	4/13/79	UCLA	1
33	Hersey Hawkins	G	6-3	200	9/29/66	Bradley	12
25	Tim James	F	6-7	214	12/25/76	Miami (FL)	1
21	Jamaal Magloire	F/C	6-10	253	5/21/78	Kentucky	R
24	Jamal Mashburn	F	6-8	240	11/29/72	Kentucky	7
54	Lee Nailon	F	6-8	241	2/22/75	Texas Christian	R
3	Eldridge Recasner	G	6-4	192	12/14/67	Washington	6
32	Eddie Robinson	F	6-9	204	4/19/76	Central Oklahoma	R
52	Otis Thorpe	F/C	6-10	245	8/5/62	Providence	16
4	David Wesley	G	6-1	203	11/14/70	Baylor	7

**HEAD COACH:** Paul Silas (Creighton)

**ASSISTANT COACHES:** Lee Rose (Transylvania), Jerry Eaves (Louisville), Stephen Silas (Brown)

**ATHLETIC TRAINER:** Terry Kofler (Xavier)

PLAYER	G	GS	MIN	FG	FGA	PCT	3FG	FGA	PCT	FT	FTA	PCT	OFF	DEF	TOT	AST	PF	DQ	STL	TO	BLK	PTS	AVG
Mashburn	76	76	2989	573	1388	.413	103	289	.356	279	364	.766	92	484	576	411	185	1	85	211	13	1528	20.1
Wesley	82	82	3106	523	1239	.422	97	258	.376	271	339	.799	64	160	224	361	220	2	128	171	16	1414	17.2
Davis	82	82	3192	409	957	.427	85	274	.310	228	337	.677	129	279	408	598	267	1	170	226	36	1131	13.8
Campbell	78	78	2337	367	834	.440	0	6.000		288	406	.709	157	451	608	104	280	1	60	144	140	1022	13.1
Brown	80	79	2811	249	561	.444	0	4.000		178	209	.852	257	485	742	127	260	6	78	108	92	676	8.4
Coleman	34	3	683	97	255	.380	20	51	.392	63	92	.685	46	138	184	39	53	1	10	42	21	277	8.1
Robinson	67	6	1201	216	407	.531	2	4.500		64	88	.727	60	138	198	59	66	0	50	43	32	498	7.4
Magloire	74	0	1095	122	271	.450	0	2.000		95	145	.655	103	192	295	27	139	0	18	61	78	339	4.6
Burrell	4	0	41	7	15	.467	2	6	.333	1	4	.250	1	2	3	1	8	0	3	0	0	17	4.3
Nailon	42	0	469	66	136	.485	0	1.000		32	43	.744	29	63	92	24	60	0	9	27	5	164	3.9
Hawkins	59	0	681	56	137	.409	17	46	.370	54	63	.857	17	63	80	72	45	0	33	19	9	183	3.1
Thorpe	49	4	647	59	131	.450	0	0	--	20	24	.833	50	95	145	29	108	0	12	32	7	138	2.8
Recasner	43	0	403	38	114	.333	13	39	.333	14	18	.778	13	37	50	39	30	0	6	27	1	103	2.4
Overton	2	0	15	2	21	.000	0	0	--	0	0	--	0	0	0	0	2	0	1	3	0	4	2.0
James	30	0	197	16	52	.308	1	3	.333	12	14	.857	15	20	35	8	27	0	2	8	5	45	1.5
Roberson	3	0	13	0	2	.000	0	1.000		0	0	--	0	1	1	1	3	0	2	0	0	0	0.0
CHARLOTTE	82	--	19880	2800	6501	.431	340	984	.346	1599	2146	.745	1033	2608	3641	1900	1753	12	665	1183	455	7539	91.9
OPPONENTS	82	--	19880	2767	6501	.426	389	1081	.360	1444	1910	.756	892	2436	3328	1748	1768	13	616	1204	375	7367	89.8



G	DATE	SCORE	OPP	W/L	RECORD	ATTEN.	STREAK	CHARLOTTE HIGH SCORER	CHARLOTTE HIGH REBOUNDER	OPPONENT HIGH SCORER
1	10/31	106-82	@ATL	W	1-0	18,465	W1	Mashburn (23)	Brown (16)	Henderson (23)
2	11/1	77-95	WAS	L	1-1	16,043	L1	Mashburn/Campbell (13)	Brown (10)	Hamilton (23)
3	11/3	83-79	MIN	W	2-1	14,016	W1	Mashburn (30)	Campbell (10)	Grant (33)
4	11/4	98-87	@NJJ	W	3-1	11,522	W2	Wesley (30)	Magloire (10)	Marbury (33)
5	11/8	96-90	@ORL	W	4-1	12,617	W3	Wesley (30)	Campbell (11)	Armstrong (18)
6	11/9	94-102	SEA	L	4-2	17,054	L1	Mashburn (25)	Coleman (11)	Baker (22)
7	11/11	67-81	@NYK	L	4-3	19,765	L2	Mashburn (18)	Mashburn (11)	Houston (21)
8	11/14	*86-89	@MIA	L	4-4	14,983	L3	Mashburn (31)	Campbell (17)	Jones (19)
9	11/16	80-84	@HOU	L	4-5	11,028	L4	Davis (20)	Mashburn (11)	Mobley (23)
10	11/17	89-96	DET	L	4-6	14,771	L5	Mashburn (21)	Mashburn (12)	Stackhouse (25)
11	11/19	105-96	@DET	W	5-6	13,088	W1	Davis (25)	Campbell (12)	Stackhouse (22)
12	11/20	100-64	@TOR	W	6-6	17,767	W2	Mashburn (25)	Brown (9)	Carter (20)
13	11/22	88-73	PHI	W	7-6	15,306	W3	Campbell (22)	Brown (14)	Geiger/Maxwell (10)
14	11/24	106-90	@MIL	W	8-6	15,102	W4	Wesley (24)	Magloire (9)	Allen (21)
15	11/25	109-98	CLE	W	9-6	13,791	W5	Mashburn (30)	Davis (10)	Murray (30)
16	11/29	103-79	TOR	W	10-6	12,255	W6	Wesley (32)	Magloire (9)	Davis (15)
17	12/1	74-95	@PHI	L	10-7	18,377	L1	Mashburn (19)	Mashburn (9)	Iverson (37)
18	12/2	94-89	UTA	W	11-7	13,360	W1	Wesley (30)	Mashburn (12)	Russell (24)
19	12/5	66-71	@CLE	L	11-8	14,544	L1	Campbell (16)	Brown (12)	Miller (20)
20	12/6	91-88	IND	W	12-8	11,877	W1	Wesley (32)	Campbell (11)	Miller (23)
21	12/8	92-87	LAC	W	13-8	12,086	W2	Wesley (20)	Brown (7)	McInnis (21)
22	12/9	*96-99	@IND	L	13-9	18,345	L1	Mashburn (28)	Campbell (13)	Rose (36)
23	12/13	101-90	SAC	W	14-9	12,806	W1	Mashburn (33)	Brown (12)	Webber (25)
24	12/15	103-89	@WAS	W	15-9	13,908	W2	Wesley (25)	Campbell (8)	King (17)
25	12/16	99-87	BOS	W	16-9	13,040	W3	Mashburn (20)	Mashburn (20)	Walker (20)
26	12/20	65-56	MIA	W	17-9	13,176	W4	Mashburn (19)	Brown/Mashburn (14)	Grant/Mason (10)
27	12/22	83-74	@MIN	W	18-9	16,327	W5	Wesley (25)	Brown (12)	Garnett (20)
28	12/23	*88-84	SAS	W	19-9	15,079	W6	Mashburn/Wesley (21)	Brown (14)	Duncan (29)
29	12/26	*115-110	CLE	W	20-9	14,442	W7	Wesley (32)	Brown (11)	Miller (30)
30	12/28	87-91	@SEA	L	20-10	17,317	L1	Wesley (24)	Brown/Mashburn (13)	Webber (24)
31	12/30	102-104	@SAC	L	20-11	15,832	L2	Wesley (24)	Brown (17)	Payton (21)
32	1/1	67-89	@POR	L	20-12	19,980	L3	Mashburn/Wesley (12)	Brown (13)	Wells (16)
33	1/3	89-99	@VAN	L	20-13	11,873	L4	Coleman (18)	Brown (10)	Dickerson (22)
34	1/5	86-73	@LAC	W	21-13	12,484	W1	Robinson (21)	Brown (14)	Odum (23)
35	1/7	87-94	@DEN	L	21-14	13,111	L1	Robinson (18)	Wesley (9)	McDyess (33)
36	1/9	**102-95	CHI	W	22-14	17,439	W1	Wesley (28)	Brown/Campbell/Magloire (10)	Brand (30)
37	1/11	70-83	POR	L	22-15	16,928	L1	Campbell (23)	Campbell (10)	Smith/Stoudamire (16)
38	1/12	86-85	@CHI	W	23-15	21,112	W1	Davis (21)	Magloire (8)	Mercer (21)
39	1/14	99-107	@TOR	L	23-16	19,800	L1	Mashburn (21)	Mashburn (12)	Carter (40)
40	1/15	79-84	@PHI	L	23-17	20,188	L2	Campbell (18)	Campbell (11)	Iverson (35)
41	1/17	90-91	DAL	L	23-18	14,134	L3	Mashburn (22)	Coleman (10)	Nowitzki (27)
42	1/19	98-105	MIL	L	23-19	16,436	L4	Mashburn (26)	Thorpe (15)	Cassell (23)
43	1/23	95-97	@WAS	L	23-20	11,579	L5	Wesley (25)	Brown/Mashburn (7)	Howard (22)
44	1/24	81-67	NYK	W	24-20	14,469	W1	Mashburn (31)	Mashburn (13)	Sprewell (22)
45	1/27	97-110	HOU	L	24-21	16,799	L1	Wesley (25)	Coleman (6)	Mobley (23)
46	1/29	93-85	@GSW	W	25-21	11,713	W1	Mashburn (27)	Campbell (12)	Jamison (31)
47	2/1	76-87	@UTA	L	25-22	18,855	L1	Wesley (15)	Brown (11)	Marshall (20)
48	2/2	87-93	@LAL	L	25-23	18,710	L2	Mashburn (28)	Campbell (11)	Bryant (44)
49	2/4	82-85	@PHX	L	25-24	17,065	L3	Mashburn (27)	Campbell (8)	Delk/Rogers (16)
50	2/6	83-109	ORL	L	25-25	13,867	L4	Davis (18)	Robinson (7)	McGrady (26)
51	2/8	101-84	ATL	W	26-25	12,484	W1	Wesley (27)	Brown (11)	Terry (22)
52	2/13	77-66	@IND	W	27-25	16,824	W2	Mashburn (18)	Brown (13)	Harrington (12)
53	2/16	94-99	LAL	L	27-26	19,925	L1	Mashburn (26)	Mashburn (15)	O'Neal (38)
54	2/17	103-93	@MIL	W	28-26	18,717	W1	Mashburn (32)	Campbell/Mashburn (10)	Allen (30)
55	2/22	93-91	GSW	W	29-26	15,237	W2	Brown (18)	Brown (12)	Jamison (28)
56	2/24	86-85	PHI	W	30-26	19,925	W3	Robinson (15)	Brown (15)	Iverson (47)
57	2/26	82-72	IND	W	31-26	13,001	W4	Mashburn (24)	Mashburn (11)	Rose (26)
58	2/28	91-88	NUN	W	32-26	12,802	W5	Wesley (26)	Brown (15)	Marbury (19)
59	3/2	105-99	@ATL	W	33-26	14,133	W6	Davis (28)	Brown (15)	Kukoc (28)
60	3/4	116-97	@BOS	W	34-26	17,146	W7	Mashburn (27)	Brown (15)	Walker (27)
61	3/6	89-95	MIN	L	34-27	12,630	L1	Wesley (21)	Brown (10)	Garnett (22)
62	3/10	97-84	ORL	W	35-27	15,927	W1	Davis (25)	Brown/Campbell (11)	McGrady (19)
63	3/10	103-90	MIL	W	36-27	18,472	W2	Robinson (20)	Mashburn (12)	Allen (32)
64	3/12	102-94	CHI	W	37-27	17,364	W3	Mashburn (28)	Brown (11)	Mercer (22)
65	3/14	100-95	VAN	W	38-27	16,018	W4	Mashburn (23)	Brown (9)	Abdur-Rahim (23)
66	3/16	109-114	@CLE	L	38-28	16,827	L1	Wesley (26)	Brown (8)	Harpring (28)
67	3/17	95-93	WAS	W	39-28	16,502	W1	Brown (22)	Brown (8)	Alexander (21)
68	3/21	111-95	TOR	W	40-28	15,746	W2	Mashburn (27)	Mashburn (9)	Carter (23)
69	3/23	*90-93	@CHI	L	40-29	21,957	L1	Mashburn (25)	Robinson (9)	Mercer (30)
70	3/24	100-103	@DAL	L	40-30	18,187	L2	Campbell (25)	Campbell/Wesley (12)	Finley (31)
71	3/27	79-93	@SAS	L	40-31	22,109	L3	Mashburn (22)	Brown (9)	Duncan (40)
72	3/30	96-103	DEN	L	40-32	15,983	L4	Wesley (24)	Campbell (9)	Van Exel (41)
73	4/1	80-79	BOS	W	41-32	15,103	W1	Wesley (21)	Brown/Campbell (12)	Walker (25)
74	4/3	103-88	@NJN	W	42-32	14,452	W2	Mashburn (31)	Brown (12)	Newman (26)
75	4/4	94-103	PHX	L	42-33	15,205	L1	Wesley (22)	Campbell (8)	Kidd (29)
76	4/6	76-81	@MIA	L	42-34	16,500	L2	Mashburn (20)	Campbell/Mashburn (9)	Mason (22)
77	4/7	92-97	@DET	L	42-35	16,655	L3	Campbell/Davis (20)	Brown (13)	Stackhouse (30)
78	4/9	98-113	@NYK	L	42-36	19,763	L4	Campbell (24)	Brown (6)	Thomas (22)
79	4/12	88-78	NUN	W	43-36	12,898	W1	Campbell (22)	Brown (12)	Newman (16)
80	4/15	99-90	@DET	W	44-36	16,678	W2	Mashburn (20)	Brown (12)	Stackhouse (34)
81	4/16	106-83	ATL	W	45-36	14,413	W3	Mashburn (31)	Coleman/Robinson (10)	Clover (16)
82	4/18	97-92	@BOS	W	46-36	17,762	W4	Mashburn (21)	Brown (11)	Walker (32)

\* Denotes Number of Overtime Periods

# HISTORY



## 1999-00 FINAL ROSTER

RECORD: 49-33 HOME: 30-11 ROAD: 19-22 OVERTIME: 2-2 EASTERN: 36-18 WESTERN: 13-15

NO.	PLAYER	POS.	HT.	WT.	BIRTHDATE	PRIOR TO NBA/FROM	YRS
25	Chucky Brown	F	6-8	220	2/29/68	North Carolina State	10
5	Elden Campbell	C	7-0	275	7/23/68		9
44	Derrick Coleman	F/C	6-10	260	6/21/67	Syracuse	9
1	Baron Davis	G	6-3	212	4/13/79	UCLA	R
21	Ricky Davis	G	6-7	197	9/23/79	Iowa	1
9	Dale Ellis	F	6-7	215	8/6/60	Tennessee	16
52	Todd Fuller	C	7-0	268	7/25/74	North Carolina State	3
7	Michael Hawkins	G	6-0	180	10/28/72	Xavier	2
6	Eddie Jones	G	6-7	294	10/20/71	Temple	5
14	Anthony Mason	F	6-8	260	12/14/66	Tennessee State	10
40	Brad Miller	C	7-0	261	4/12/76	Purdue	1
32	Eddie Robinson	F	6-9	204	4/19/76	Central Oklahoma	R
4	David Wesley	G	6-1	211	11/14/70	Baylor	6

**HEAD COACH:** Paul Silas (Creighton)

**ASSISTANT COACHES:** Lee Rose (Transylvania),

Mark Osowski (Massachusetts), Jerry Eaves (Louisville)

**ATHLETIC TRAINER:** Terry Kofler (Xavier)

PLAYER	G	GS	MIN	FG	FGA	PCT	3FG	FGA	PCT	FT	FTA	PCT	OFF	DEF	TOT	AST	PF	DQ	STL	TOBLK	PTS	AVG	
Jones	72	72	2807	478	1119	.427	128	341	.375	362	419	.864	81	262	343	305	176	1	192	160	49	1446	20.1
Coleman	74	64	2347	446	979	.456	51	141	.362	296	377	.785	124	508	632	175	195	2	34	173	130	1239	16.7
Wesley	82	82	2760	407	955	.426	88	248	.355	214	275	.778	39	186	225	463	186	2	109	159	11	1116	13.6
Phills	28	9	825	152	335	.454	30	91	.330	47	65	.723	17	54	71	79	72	2	41	48	8	381	13.6
Campbell	78	77	2538	370	829	.446	0	6	0.000	247	358	.690	168	422	590	129	269	6	56	127	150	987	12.7
Mason	82	81	3133	317	661	.480	0	1	0.000	314	421	.746	145	554	699	367	220	0	74	160	29	948	11.6
Miller	55	4	961	135	293	.461	0	2	0.000	153	195	.785	113	180	293	45	111	1	23	48	35	423	7.7
Robinson	67	8	1112	212	386	.549	0	4	0.000	47	64	.734	54	130	184	32	67	0	48	39	25	471	7.0
Davis	82	0	1523	182	433	.420	25	111	.225	97	153	.634	48	117	165	309	201	1	97	140	19	486	5.9
Brown (CHA)	33	2	494	66	152	.434	1	7	.143	11	21	.524	24	66	90	25	61	1	12	17	8	144	4.4
Davis	48	4	570	94	187	.503	0	4	0.000	39	51	.765	29	54	83	62	39	0	30	46	8	227	4.7
Ellis (CHA)	24	5	240	19	58	.328	14	35	40.0	3	4	.750	6	16	22	8	22	0	7	13	0	55	2.3
Fuller	41	2	399	51	122	.418	0	0	--	32	53	.604	36	74	110	5	46	0	9	27	8	134	3.3
Recasner	7	0	28	3	7	.429	1	4	.250	0	0	--	0	4	4	5	1	0	0	0	0	7	1.0
Hawkins	12	0	36	3	13	.231	1	5	.200	1	2	.500	0	7	7	13	2	0	0	3	0	8	0.7
Hood	2	0	4	0	3	0.000	0	0	--	0	0	--	0	1	1	0	0	0	0	0	0	0	0.0
Miskiri	1	0	3	0	1	0.000	0	1	0.000	0	0	--	0	0	1	2	0	0	0	0	0	0	0.0
CHARLOTTE	82	--	19780	2935	6533	.449	339	1001	.339	1863	2458	.758	884	2635	3519	2023	1670	16	732	1206	480	8072	98.4
OPPONENTS	82	--	19780	3048	6811	.448	410	1086	.378	1347	1807	.745	966	2550	3516	1903	2076	21	604	1297	421	7853	95.8

G	DATE	SCORE	OPP	W/L	RECORD	ATTEN.	STREAK	CHARLOTTE HIGH SCORER	CHARLOTTE HIGH REBOUNDER	OPPONENT HIGH SCORER
1	11/2	100-86	ORL	W	1-0	17,461	W1	Jones (24)	Campbell (9)	Gatting (15)
2	11/4	98-89	IND	W	2-0	15,762	W2	Jones (20)	Mason (10)	Miller (20)
3	11/5	100-103	@BOS	L	2-1	16,582	L1	Wesley (17)	Mason (8)	Anderson (24)
4	11/7	99-109	@TOR	L	2-2	16,658	L2	Jones (26)	Mason/Campbell (10)	Carter (25)
5	11/10	117-111	MIL	W	3-2	15,769	W1	Jones (35)	Mason (8)	Robinson/Allen (24)
6	11/12	96-92	NJN	W	4-2	16,668	W2	Jones (24)	Campbell (11)	Marbury (31)
7	11/15	79-95	@SAS	L	4-3	19,669	L1	Phills (15)	Mason/Campbell (10)	Duncan (22)
8	11/16	98-103	@ATL	L	4-4	11,426	L2	Mason/Jones (20)	Mason (16)	Terry (22)
9	11/17	104-99	DAL	W	5-4	15,137	W1	Jones (24)	Coleman (18)	Pack (27)
10	11/19	103-92	@ORL	W	6-4	12,936	W2	Jones (30)	Mason (15)	Armstrong (18)
11	11/20	*96-100	POR	L	6-5	20,688	L1	Campbell (24)	Campbell (11)	Anthony (24)
12	11/24	89-73	VAN	W	7-5	16,003	W1	Jones (14)	Mason (10)	Dickerson (16)
13	11/26	118-85	WAS	W	8-5	18,542	W2	Campbell (19)	Miller (10)	Hamilton (16)
14	11/27	89-106	@CLE	L	8-6	15,194	L1	Jones (22)	Mason (13)	Murray/DeClerq (16)
15	12/1	90-94	@POR	L	8-7	19,980	L2	Campbell (19)	Campbell (11)	Schrempf (18)
16	12/3	113-94	@VAN	W	9-7	12,107	W1	Wesley (28)	Mason (6)	Dickerson (29)
17	12/5	103-81	@SEA	W	10-7	12,233	W2	Coleman (26)	Coleman (11)	Payton (17)
18	12/8	113-106	GSW	W	11-7	15,327	W3	Jones (30)	Mason (5)	Slarks (28)
19	12/10	106-99	DEN	W	12-7	17,320	W4	Mason (21)	Mason (12)	LaFrentz/Van Exel (20)
20	12/11	106-84	@PHI	W	13-7	18,078	W5	Miller (19)	Miller (12)	McKie (16)
21	12/15	103-98	MIL	W	14-7	16,303	W6	Coleman (20)	Mason (13)	Sealy (27)
22	12/17	99-86	CLE	W	15-7	15,586	W7	Phills (19)	Mason (13)	Kemp/Murray (15)
23	12/18	106-89	@MIA	W	16-7	14,621	W8	Jones (24)	Coleman (10)	Mourning (18)
24	12/20	*109-112	@NYK	L	16-8	19,763	L1	Jones (23)	Mason (13)	Houston (31)
25	12/23	106-110	ORL	L	16-9	16,918	L2	Coleman (20)	Coleman/Mason/Miller (9)	Armstrong (28)
26	12/26	96-114	@DET	L	16-10	15,339	L3	Mason (28)	Campbell/Coleman/Mason (6)	Hill (30)
27	12/27	108-104	ATL	W	17-10	17,114	W1	Coleman (25)	Coleman (16)	Rider (25)
28	12/29	109-105	MIL	W	18-10	17,134	W2	Coleman (27)	Campbell (11)	Robinson (36)
29	12/30	99-109	@IND	L	18-11	18,345	L1	Wesley (17)	Campbell/B. Davis/R. Davis (6)	Miller (30)
30	1/4	80-86	@PHX	L	18-12	18,640	L2	Campbell/Wesley (18)	Coleman (19)	Robinson (30)
31	1/5	96-118	@UTA	L	18-13	19,518	L3	Wesley (19)	Campbell/Miller (6)	Malone (30)
32	1/7	83-87	@LAL	L	18-14	18,997	L4	Coleman/Phills/Wesley (17)	Campbell (13)	O'Neal (23)
33	1/8	92-97	@DEN	L	18-15	18,408	L5	Coleman (11)	Coleman (14)	Van Exel (32)
34	1/10	87-137	@MIL	L	18-16	13,159	L6	Wesley (23)	Miller (8)	Allen (26)
35	1/15	79-91	@NYK	L	18-17	19,763	L7	Jones (23)	Coleman (13)	Spewell (20)
36	1/17	115-94	TOR	W	19-17	20,278	W1	Jones (25)	Coleman (11)	Carter (24)
37	1/19	96-86	@CHI	W	20-17	21,906	W2	Jones (26)	Mason (13)	Brand (24)
38	1/20	109-100	PHI	W	21-17	16,160	W3	Jones/Coleman (23)	Mason (9)	Iverson (35)
39	1/22	110-96	BOS	W	22-17	18,900	W4	Coleman (24)	Mason/Coleman (11)	Potapenko (18)
40	1/25	99-110	SAC	L	22-18	17,370	L1	Coleman (24)	Campbell (11)	Webber (30)
41	1/27	117-102	DET	W	23-18	16,238	W1	Jones (25)	Miller (9)	Stackhouse (34)
42	1/29	100-79	PHX	W	24-18	19,366	W2	Jones (20)	Miller (12)	Hardaway (24)
43	2/1	83-99	@HOU	L	24-19	14,391	L1	Jones (21)	Coleman (11)	Mobley (23)
44	2/3	96-106	@DAL	L	24-20	11,126	L2	Jones (21)	Campbell (10)	Finley (32)
45	2/5	110-102	@ORL	W	25-20	18,422	W1	Campbell (27)	Coleman (10)	Richmond (22)
46	2/7	95-85	NYK	W	26-20	18,128	W2	Jones (34)	Coleman (13)	Houston (26)
47	2/9	103-95	CLE	W	27-20	16,512	W3	Jones (32)	Campbell (10)	Murray (31)
48	2/15	95-93	@PHI	W	28-20	18,488	W4	Jones (27)	Mason/Campbell (12)	Iverson (28)
49	2/16	85-92	@LAL	L	28-21	23,799	L1	Coleman (19)	Campbell (13)	Bryant (26)
50	2/18	115-87	LAC	W	29-21	18,796	W1	Coleman (17)	Campbell (12)	Taylor (22)
51	2/20	80-85	MIA	L	29-22	21,539	L1	Jones (18)	Coleman (12)	Hardaway (23)
52	2/22	102-97	HOU	W	30-22	15,921	W1	Coleman (32)	Coleman (12)	Francis (24)
53	2/24	70-72	SAS	L	30-23	18,535	L1	Coleman (19)	Coleman (19)	Robinson (16)
54	2/26	93-104	@NJN	L	30-24	18,481	L2	Coleman (24)	Coleman (10)	Van Horn (29)
55	2/28	81-84	SEA	L	30-25	15,902	L3	Jones (25)	Mason (13)	Payton (32)
56	2/29	92-87	@MIN	W	31-25	15,922	W1	Campbell (22)	Mason/Campbell (8)	Garnett (21)
57	3/2	96-104	@ORL	L	31-26	12,382	L1	Campbell (22)	Campbell (22)	Mercer (19)
58	3/3	87-89	UTA	L	31-27	21,448	L2	Jones (31)	Campbell (11)	Stockton (22)
59	3/5	100-94	CHI	W	32-27	15,799	W1	Coleman (26)	Mason/Coleman (7)	Brand (24)
60	3/7	102-99	@GSW	W	33-27	10,201	W2	Coleman (34)	Coleman (17)	Hughes (21)
61	3/8	92-105	@SAC	L	33-28	17,317	L1	Wesley (21)	Campbell (15)	Dwac (27)
62	3/10	118-101	@LAC	W	34-28	15,362	W1	Coleman (31)	Coleman/Campbell (12)	Anderson (24)
63	3/15	77-74	CHI	W	35-28	15,964	W2	Wesley/Jones (18)	Campbell (20)	Carr (18)
64	3/17	99-118	NYK	L	35-29	23,799	L1	Wesley (24)	Campbell (10)	Houston (27)
65	3/18	99-113	@IND	L	35-30	18,345	L2	Coleman (28)	Mason/Coleman (10)	Rose (23)
66	3/20	96-102	PHI	L	35-31	16,281	L3	Jones (28)	Mason (11)	Iverson (25)
67	3/22	119-103	NJN	W	36-31	15,595	W1	Jones (26)	Campbell/Mason/Robinson (7)	Marbury (23)
68	3/24	102-84	@TOR	W	37-31	19,800	W2	Jones (25)	Coleman (12)	Carter (18)
69	3/25	86-70	@ATL	W	38-31	14,609	W3	Jones (24)	Mason/Fuller (15)	Henderson (17)
70	3/29	98-91	@DET	W	39-31	14,997	W4	Mason (22)	Campbell (13)	Hill (26)
71	3/31	*110-101	TOR	W	40-31	23,779	W5	Jones (32)	Mason (14)	Carter (31)
72	4/1	90-87	@CHI	W	41-31	21,882	W6	Campbell (25)	Mason/Campbell (9)	Brand (24)
73	4/4	112-105	BOS	W	42-31	16,305	W7	Mason (27)	Coleman (14)	Anderson (23)
74	4/6	70-76	@MIA	L	42-32	15,803	L1	Mason (14)	Mason (15)	Mourning (26)
75	4/7	82-97	DET	L	42-33	20,002	L2	B. Davis (14)	Mason/Coleman (10)	Stackhouse (23)
76	4/9	96-80	IND	W	43-33	19,312	W1	Campbell/Coleman/Jones (19)	Campbell (13)	Rose (18)
77	4/10	107-105	@WAS	W	44-33	12,071	W2	Jones (26)	Coleman (16)	Richmond (21)
78	4/12	119-87	ATL	W	45-33	15,809	W3	Wesley (29)	Miller (8)	Glover (14)
79	4/14	*109-106	@MIL	W	46-33	15,839	W4	Jones (29)	Coleman (12)	Robinson (38)
80	4/16	105-102	@BOS	W	47-33	17,278	W5	Jones (25)	Mason (12)	Walker (21)
81	4/18	103-88	@CLE	W	48-33	14,481	W6	Wesley (23)	Mason/Coleman (11)	Sura (20)
82	4/19	83-73	MIA	W	49-33	18,838	W7	Mason/Jones (14)	Campbell (8)	Carter (16)

\* Denotes Number of Overtime Periods



1998-99 FINAL ROSTER

RECORD: 26-24 HOME: 16-9 ROAD: 10-15 OVERTIME: 3-2 EASTERN: 23-21 WESTERN: 3-3

NO.	PLAYER	POS.	HT.	WT.	BIRTHDATE	PRIOR TO NBA/FROM	YRS
15	Corey Beck	G	6-3	190	5/27/71	Arkansas	2
52	Chucky Brown	F	6-8	226	2/29/68	North Carolina State	9
5	Elden Campbell	C/F	7-0	255	7/23/68	Clemson	8
44	Derrick Coleman	F/C	6-10	260	6/21/67	Syracuse	8
21	Ricky Davis	G	6-7	202	9/23/79	Iowa	R
6	Eddie Jones	G/F	6-6	200	10/20/71	Temple	4
40	Brad Miller	C	6-11	244	4/12/76	Purdue	R
14	Anthony Mason	F	6-8	260	12/14/66	Tennessee State	9
45	Chuck Person	F	6-8	241	6/27/64	Auburn	12
13	Bobby Phillips	G/F	6-5	232	12/20/69	Southern	7
3	Eldridge Recasner	G	6-3	189	12/14/67	Washington	4
33	Charles Shackleford	C	6-11	263	4/22/66	North Carolina State	5
4	David Wesley	G	6-1	202	11/14/70	Baylor	5


**HEAD COACH:** Paul Silas (Creighton)  
**ASSISTANT COACHES:** Lee Rose (Transylvania),  
 Mark Osowski (Massachusetts), Jeff Bower (St. Francis (PA))  
**ATHLETIC TRAINER:** Terry Kofler (Xavier)

PLAYER	G	GS	MIN	FG	FGA	PCT	3FG	FGA	PCT	FT	FTA	PCT	OFF	DEF	TOT	AST	PF	DQ	STL	TO	BLK	PTS	AVG
Jones (CHA)	30	30	1157	164	368	.446	28	78	.359	153	191	.801	30	88	118	125	86	1	90	72	34	509	17.0
Reid	16	16	556	88	169	.521	0	0	--	67	84	.798	21	92	113	25	63	2	22	28	10	243	15.2
Phillis	43	43	1574	215	497	.433	68	172	.395	115	168	.685	39	135	174	149	124	1	60	92	25	613	14.3
Wesley	50	50	1848	243	545	.446	61	170	.359	159	191	.832	23	138	161	322	130	2	100	142	10	706	14.1
Coleman	37	29	1178	168	406	.414	7	33	.212	143	190	.753	76	252	328	78	96	1	24	90	42	486	13.1
Campbell (CHA)	32	32	1134	178	364	.489	0	1.000		134	207	.647	88	213	301	61	108	1	38	58	57	490	15.3
Brown	48	21	1192	176	373	.472	15	40	.375	40	59	.678	36	138	174	57	106	0	16	38	19	407	8.5
Miller	38	0	469	78	138	.565	1	2.500		81	102	.794	35	82	117	22	65	0	9	32	18	238	6.3
Person	50	21	990	112	289	.388	55	157	.350	24	32	.750	17	115	132	60	90	0	20	41	8	303	6.1
Armstrong	10	1	178	21	43	.488	6	8	.750	9	10	.900	1	15	16	27	16	0	3	10	0	57	5.7
Recasner	44	2	708	82	184	.446	24	60	.400	34	39	.872	20	57	77	91	66	0	17	58	1	222	5.0
Davis	46	1	557	81	200	.405	2	12	.167	45	59	.763	40	44	84	58	46	0	30	54	7	209	4.5
Shackleford	32	4	367	44	90	.489	0	0	--	19	29	.655	41	88	129	13	66	1	5	27	13	107	3.3
Beck (CHA)	16	0	150	14	31	.452	1	11.000		6	13	.462	3	20	23	20	21	0	7	11	2	35	2.2
Williams	8	0	62	6	13	.462	0	0	--	3	4	.750	6	13	19	2	10	0	2	6	1	15	1.9
Burton	3	0	18	1	7	.143	0	1.000		2	4	.500	4	2	6	0	2	0	0	1	0	4	1.3
Wolf	3	0	12	0	1.000	0	0	--	0	2.000	0	0	0	1	1	0	0	0	0	0	0	0	0.0
CHARLOTTE	50	--	12150	1671	3718	.449	268	735	.365	1034	1384	.747	480	1493	1973	1110	1101	9	443	796	247	4644	92.9
OPPONENTS	50	--	12150	1739	4003	.434	212	637	.333	959	1306	.734	655	1491	2146	1092	1151	13	443	762	232	4649	93.0

G	DATE	SCORE	OPP	W/L	RECORD	ATTEN.	STREAK	CHARLOTTE	CHARLOTTE	OPPONENT
								HIGH SCORER	HIGH REBOUNDER	HIGH SCORER
1	2/5	66-78	PHI	L	0-1	21,191	L1	Phills (15)	Coleman (15)	Iverson (33)
2	2/6	*107-113	MIL	L	0-2	18,820	L2	Phills (18)	Coleman (13)	Robinson (25)
3	2/8	94-91	MIA	W	1-2	18,044	W1	Reid (19)	Coleman (12)	Hardaway (32)
4	2/10	77-87	CLE	L	1-3	18,049	L1	Person/Coleman (16)	Coleman (7)	Kemp (20)
5	2/11	88-100	@ATL	L	1-4	8,611	L2	Coleman (17)	Coleman/Wesley (13)	Smith (17)
6	2/16	88-116	@LAL	L	1-5	14,093	L3	Phills (20)	Coleman (9)	O'Neal (20)
7	2/17	87-96	@GSW	L	1-6	9,734	L4	Reid (29)	Reid (10)	Marshall (13)
8	2/19	95-106	@SAC	L	1-7	17,317	L5	Reid/Wesley (21)	Coleman (10)	Williams (25)
9	2/24	83-91	MIA	L	1-8	17,828	L6	Phills (20)	Coleman (14)	Mourning (20)
10	2/26	97-95	POR	W	2-8	18,633	W1	Coleman (28)	Coleman (8)	Rider (27)
11	2/27	77-94	@CHI	L	2-9	22,814	L1	Coleman (17)	Reid/Phills (9)	Kukoc (16)
12	3/1	91-88	TOR	W	3-9	18,039	W1	Coleman (24)	Coleman (12)	Brown/Carter/Christie (15)
13	3/3	76-93	@ORL	L	3-10	15,421	L1	Coleman (4)	Coleman (10)	Anderson (25)
14	3/4	96-82	@NJN	W	4-10	14,728	W1	Person (21)	Coleman (15)	Van Horn (28)
15	3/5	85-86	@WAS	L	4-11	15,703	L1	Reid (20)	Shackleford (12)	Howard (26)
16	3/9	105-87	BOS	W	5-11	18,342	W1	Reid (26)	Reid (12)	Walker (32)
17	3/10	70-85	@PHI	L	5-12	14,590	L1	Phills (18)	Shackleford (10)	Iverson (25)
18	3/12	92-83	@WAS	W	6-12	16,343	W1	Wesley (23)	Shackleford (14)	Cheaney (22)
19	3/14	86-94	@NYK	L	6-13	19,763	L1	Jones (23)	Campbell (9)	Houston (20)
20	3/15	82-89	@TOR	L	6-14	15,329	L2	Wesley/Campbell/Jones/Brown (13)	Coleman/Wesley (9)	Christie (18)
21	3/17	119-111	PHX	W	7-14	17,837	W1	Jones (29)	Campbell (19)	Chapman (25)
22	3/19	*83-82	UTA	W	8-14	22,989	W2	Campbell (19)	Campbell/Coleman (12)	Hornacek (21)
23	3/21	94-87	@MIL	W	9-14	13,974	W3	Jones (23)	Campbell/Coleman (9)	Robinson (19)
24	3/23	78-86	@ORL	L	9-15	16,405	L1	Jones (20)	Coleman (16)	Armstrong (28)
25	3/24	110-81	CHI	W	10-15	17,857	W1	Miller (25)	Campbell/Davis (11)	Simpkins (20)
26	3/26	90-82	ORL	W	11-15	21,698	W2	Campbell (24)	Coleman (7)	Anderson (17)
27	3/28	105-84	CLE	W	12-15	18,490	W3	Miller (24)	Campbell (10)	Person (20)
28	3/30	99-109	BOS	L	12-16	18,102	L1	Campbell (17)	Campbell (7)	Anderson (22)
29	3/31	94-102	MIL	L	12-17	17,552	L2	Recasner (26)	Campbell (10)	Allen (20)
30	4/2	81-87	IND	L	12-18	21,649	L3	Coleman (19)	Coleman (14)	Miller (18)
31	4/4	83-85	@ATL	L	12-19	7,149	L4	Jones (16)	Coleman (18)	Henderson (18)
32	4/5	71-77	ATL	L	12-20	17,927	L5	Wesley (18)	Campbell (9)	Blaylock (13)
33	4/7	106-82	NYK	W	13-20	19,810	W1	Wesley (24)	Campbell (7)	Thomas/Ewing (17)
34	4/9	90-88	WAS	W	14-20	19,038	W2	Campbell (32)	Campbell (10)	Strickland (25)
35	4/10	92-90	@IND	W	15-20	16,702	W3	Phills (23)	Campbell (16)	Smits (22)
36	4/12	92-86	@DET	W	16-20	14,355	W4	Phills (23)	Campbell (11)	Reid (25)
37	4/14	83-79	DET	W	17-20	18,229	W5	Phills/Jones (21)	Brown (8)	Hunter (20)
38	4/16	95-94	@MIL	W	18-20	18,010	W6	Jones (23)	Campbell (10)	Allen (21)
39	4/17	90-82	@CLE	L	19-20	15,357	W7	Wesley/Campbell (24)	Phills (7)	Kemp (23)
40	4/19	120-113	@NJN	W	20-20	15,178	W8	Phills (23)	Phills (6)	Marbury (27)
41	4/21	88-85	DET	W	21-20	19,385	W9	Campbell (32)	Campbell (14)	Hill (28)
42	4/23	105-110	@NYK	L	21-21	19,763	L1	Campbell (17)	Coleman (11)	Houston (30)
43	4/24	97-82	NJN	W	22-21	20,855	W1	Wesley (19)	Campbell (13)	Marbury (30)
44	4/26	84-91	NYK	L	22-22	19,782	L1	Phills/Coleman (20)	Campbell (9)	Sprewell (21)
45	4/27	108-98	@TOR	W	23-22	19,800	W1	Jones (28)	Coleman (9)	McGrady (27)
46	4/29	*110-115	@IND	L	23-23	16,228	L1	Wesley (23)	Campbell (16)	Miller (27)
47	4/30	92-88	CHI	W	24-23	20,536	W1	Campbell/Wesley (19)	Campbell (10)	Kukoc (23)
48	5/2	93-100	@MIA	L	24-24	15,200	L1	Jones (23)	Campbell (10)	Mashburn (20)
49	5/4	*117-110	PHI	W	25-24	20,125	W1	Jones (28)	Campbell (11)	Iverson (39)
50	5/5	**133-129	@BOS	W	26-24	16,635	W1	Davis/Miller (32)	Miller (13)	Pierce (27)

\* Denotes Number of Overtime Periods





**1997-98 FINAL ROSTER**

RECORD: 51-31 HOME: 32-9 ROAD: 19-22 OVERTIME: 2-1 EASTERN: 31-23 WESTERN: 20-8

NO.	PLAYER	POS.	HT.	WT.	BIRTHDATE	PRIOR TO NBA/FROM	YRS
10	B.J. Armstrong	G	6-2	185	9/9/67	Iowa	8
15	Corey Beck	G	6-3	200	5/27/71	Arkansas	1
30	Dell Curry	G	6-5	204	6/25/64	Virginia Tech	11
12	Vlade Divac	C	7-1	260	2/3/68	Serbia	8
52	Matt Geiger	C/F	7-1	248	9/10/69	Georgia Tech	5
14	Anthony Mason	F	6-8	250	12/14/66	Tennessee State	8
11	Vernon Maxwell	G	6-4	190	9/12/65	Florida	9
13	Bobby Phills	G/F	6-5	226	12/20/69	Southern	6
7	J.R. Reid	F/C	6-10	247	3/31/68	North Carolina	7
41	Glen Rice	F	6-8	221	5/28/67	Michigan	8
5	Donald Roy	F	6-8	218	5/2/66	Notre Dame	7
4	David Wesley	G	6-1	202	11/14/70	Baylor	4
32	Travis Williams	F	6-7	224	5/27/69	South Carolina State	R

**HEAD COACH:** Dave Cowens (Florida State)

**ASSISTANT COACHES:** Lee Rose (Transylvania), Paul Silas (Creighton), Mark Osowski (Massachusetts)

**ATHLETIC TRAINER:** Terry Kofler (Xavier)

PLAYER	G	GS	MIN	FG	FGA	PCT	3FG	FGA	PCT	FT	FTA	PCT	OFF	DEF	TOT	AST	PF	DQ	STL	TO	BLK	PTS	AVG
Rice	82	82	3295	634	1386	.457	130	300	.433	428	504	.849	89	264	353	182	200	0	77	182	22	1826	22.3
Wesley	81	81	2845	383	864	.443	59	170	.347	229	288	.795	49	164	213	529	229	3	140	226	30	1054	13.0
Mason	81	80	3148	389	764	.509	0	0.000		261	402	.649	177	649	826	342	182	1	68	146	18	1039	12.8
Geiger	78	42	1839	358	709	.505	1	11.091		168	236	.712	196	325	521	78	191	1	68	111	87	885	11.3
Divac	64	41	1805	267	536	.498	3	14	.214	130	188	.691	183	335	518	172	179	1	83	114	94	667	10.4
Phills	62	61	1887	246	552	.446	44	114	.386	106	140	.757	59	157	216	187	181	2	81	108	18	642	10.4
Curry	52	1	971	194	434	.447	61	145	.421	41	52	.788	26	75	101	69	85	2	31	54	4	490	9.4
Maxwell (CHA)	31	0	467	77	180	.428	31	86	.360	25	34	.735	9	35	44	40	51	1	14	28	3	210	6.8
Reid	79	1	1109	146	318	.459	3	8	.375	89	122	.730	72	138	210	51	172	1	35	65	19	384	4.9
Armstrong (CHA)	62	0	772	99	194	.510	9	34	.265	37	43	.860	12	57	69	144	68	0	25	35	0	244	3.9
Williams	39	0	365	56	119	.471	0	1.000		24	46	.522	53	39	92	20	55	0	18	30	5	136	3.5
Beck	59	14	738	73	159	.459	2	4	.500	43	59	.729	27	63	90	98	100	0	33	70	7	191	3.2
Bogues	2	0	16	2	5	.400	0	0	--	2	21.000		0	1	1	4	2	0	2	1	0	6	3.0
Delk	3	0	34	3	4	.750	1	11.000		1	2	5.000	0	2	2	3	8	0	0	4	0	8	2.7
Royal (CHA)	29	5	305	24	63	.381	0	0	--	26	29	.897	16	21	37	16	30	0	6	7	1	74	2.6
Farmer	27	2	169	17	53	.321	2	9	.222	31	39	.795	16	16	32	5	23	0	10	9	4	67	2.5
Grayer	1	0	11	0	4	.000	0	3	0.000	0	0	--	0	0	0	1	0	0	0	2	0	0	0.0
McDonald	1	0	4	0	0	--	0	0	--	0	0	--	0	0	1	0	1	0	0	0	0	0	0.0
CHARLOTTE	82	--	19780	2968	6344	.468	346	904	.383	1641	2186	.751	985	2341	3326	1941	1757	12	691	1247	312	7923	96.6
OPPONENTS	82	--	19780	2977	6417	.464	369	1063	.347	1436	1964	.731	965	2259	3224	1806	1902	18	582	1240	372	7759	94.6

G	DATE	SCORE	OPP	W/L	RECORD	ATTEN.	STREAK	CHARLOTTE HIGH SCORER	CHARLOTTE HIGH REBOUNDER	OPPONENT HIGH SCORER
1	10/31	85-97	NYK	L	0-1	24,042	L1	Mason (21)	Mason (22)	Ewing (23)
2	11/1	90-106	@MIA	L	0-2	19,006	L2	Geiger (21)	Mason (11)	Marbury (23)
3	11/3	112-99	@MIN	W	1-2	14,587	W1	Rice (28)	Mason (11)	Mashburn (18)
4	11/5	110-103	DAL	W	2-2	24,042	W2	Rice (28)	Mason (9)	Reeves (24)
5	11/7	107-92	@WAS	W	3-2	18,756	W3	Rice (24)	Mason (13)	Webber (24)
6	11/8	89-82	IND	W	4-2	24,042	W4	Rice (30)	Divac (13)	Miller (20)
7	11/14	92-105	@CHI	L	4-3	23,894	L1	Phills (14)	Geiger (9)	Jordan (28)
8	11/15	130-96	LAC	W	5-3	24,042	W1	Rice (36)	Divac (11)	Rogers (24)
9	11/19	106-92	POR	W	6-3	24,042	W2	Rice (27)	Mason (15)	Rider/Sabonis/Wallace (18)
10	11/21	119-102	MIA	W	7-3	24,042	W3	Rice (26)	Mason (11)	Hardaway (23)
11	11/22	95-94	@IND	W	8-3	15,802	W4	Rice (22)	Divac (9)	Miller (23)
12	11/25	90-85	DET	W	9-3	22,617	W5	Rice (21)	Mason (15)	B. Williams (27)
13	11/28	91-97	CLE	L	9-4	24,042	L1	Wesley/Phills (17)	Mason (12)	Person (33)
14	11/29	80-98	@ATL	L	9-5	21,938	L2	Rice (19)	Geiger (8)	Smith (23)
15	12/2	121-102	SAC	W	10-5	21,166	W1	Rice (30)	Rice (8)	Richmond (25)
16	12/4	92-102	@MIL	L	10-6	13,898	L1	Rice (27)	Divac (7)	Brandon (24)
17	12/6	79-90	@NYK	L	10-7	19,763	L2	Mason (16)	Mason (14)	Starks (27)
18	12/9	95-82	@TOR	W	11-7	16,325	W1	Phills (20)	Divac (14)	Stoudamire (20)
19	12/10	104-101	WAS	W	12-7	21,155	W2	Rice (29)	Mason (10)	Eackles (24)
20	12/12	79-77	CHI	W	13-7	24,042	W3	Rice (21)	Mason/Rice (7)	Jordan (28)
21	12/15	85-84	@CLE	W	14-7	18,361	W4	Rice (32)	Rice (9)	Kemp (25)
22	12/17	99-90	MIL	W	15-7	20,691	W5	Divac (21)	Divac (12)	Robinson/Allen (24)
23	12/19	86-106	@WAS	L	15-8	19,107	L1	Curry (14)	Divac (9)	Howard (26)
24	12/20	100-109	LAL	L	15-9	24,042	L2	Rice (32)	Divac (18)	Van Exel (24)
25	12/22	81-79	TOR	W	16-9	23,449	W1	Mason (17)	Mason (11)	Stoudamire (21)
26	12/23	96-102	@BOS	L	16-10	17,781	L1	Rice (23)	Divac (11)	Mercer (28)
27	12/26	96-88	CLE	W	17-10	24,042	W1	Rice (26)	Divac (11)	Person (18)
28	12/27	87-96	@ORL	L	17-11	17,248	L1	Rice (29)	Divac (11)	Harper (26)
29	12/29	120-101	@HOU	W	18-11	16,285	W1	Wesley (32)	Mason/Rice (8)	Wiles/Drexler (18)
30	1/2	*99-88	MIA	W	19-11	24,042	W2	Rice (42)	Mason (14)	Hardaway (23)
31	1/4	90-106	@SAC	L	19-12	13,275	L1	Wesley (17)	Mason (11)	Richmond (23)
32	1/6	81-102	@SEA	L	19-13	17,072	L2	Divac (25)	Mason (11)	Williams (20)
33	1/7	91-89	@POR	W	20-13	19,189	W1	Rice (25)	Mason (14)	Sabonis (22)
34	1/9	98-90	@VAN	W	21-13	15,251	W2	Rice (26)	Mason (12)	Abdur-Rahim (22)
35	1/11	98-83	@LAL	W	22-13	22,805	W3	Wesley (23)	Phills (32)	O'Neal (32)
36	1/13	68-81	@NJN	L	22-14	22,805	L1	Mason (15)	Mason (11)	Williams/Douglas (23)
37	1/15	*94-95	@DET	L	22-15	16,716	L2	Mason (19)	Mason (11)	Hill (30)
38	1/16	71-76	SAS	L	22-16	24,042	L3	Geiger (22)	Geiger (13)	Duncan (21)
39	1/19	109-88	TOR	W	23-16	21,934	W1	Rice (38)	Mason/Geiger (8)	Tabak (23)
40	1/21	79-110	@CHI	L	23-17	23,967	L1	Wesley (18)	Geiger (13)	Jordan (33)
41	1/22	93-86	HOU	W	24-17	23,603	W1	Wesley (28)	Geiger (16)	Drexler (20)
42	1/24	94-92	@DAL	W	25-17	14,004	W2	Mason/Rice (29)	Mason (16)	Finley (24)
43	1/27	**120-113	PHX	W	26-17	22,760	W3	Rice (42)	Mason/Geiger (13)	McDyess (30)
44	1/30	97-95	@BOS	W	27-17	18,624	W4	Wesley (28)	Mason (13)	Walker (38)
45	1/31	83-103	ATL	L	27-18	24,042	L1	Rice (19)	Mason (11)	Smith/Blaylock (20)
46	2/3	93-89	BOS	W	28-18	24,042	W1	Geiger (24)	Mason (11)	Walker (23)
47	2/5	108-93	VAN	W	29-18	21,984	W2	Rice (30)	Geiger (14)	Abdur-Rahim (19)
48	2/10	91-99	@NYK	L	29-19	19,763	L1	Maxwell (22)	Mason/Geiger (9)	Houston (21)
49	2/11	90-92	CHI	L	29-20	24,042	L2	Rice (29)	Geiger (11)	Jordan (29)
50	2/13	103-96	PHI	W	30-20	24,042	W1	Rice (40)	Geiger (11)	Iverson (30)
51	2/16	90-96	@UTA	L	30-21	19,911	L1	Rice (30)	Mason (10)	Malone (23)
52	2/18	77-88	@GSW	L	30-22	9,335	L2	Rice (31)	Mason (9)	Marshall/Delk (20)
53	2/20	99-115	@PHX	L	30-23	19,023	L3	Geiger (22)	Mason (9)	Robinson (36)
54	2/21	111-98	@LAC	W	31-23	9,846	W1	Mason (25)	Geiger (13)	Taylor (17)
55	2/23	118-98	@DEN	W	32-23	7,323	W2	Rice (31)	Geiger (11)	Ellis (23)
56	2/25	98-88	@DET	W	33-23	17,477	W3	Rice (33)	Mason (11)	Hill (27)
57	2/28	90-80	ORL	W	34-23	24,042	W4	Mason (24)	Mason (13)	Harper (20)
58	3/2	112-83	GSW	W	35-23	22,247	W5	Geiger (29)	Mason (11)	Jackson (24)
59	3/4	112-102	MIL	W	36-23	22,493	W6	Rice (22)	Geiger (12)	Peeler/Marbury (20)
60	3/6	104-98	SEA	W	37-23	24,042	W7	Rice (29)	Mason (17)	Baker (25)
61	3/8	109-100	@NJN	W	38-23	16,450	W8	Rice (31)	Mason (15)	Kittles (21)
62	3/11	85-78	NYK	W	39-23	23,890	W9	Rice (22)	Divac (12)	Houston (25)
63	3/13	100-82	@ORL	L	40-23	17,248	W10	Rice (24)	Mason (15)	Anderson (20)
64	3/14	80-83	WAS	L	40-24	24,042	L1	Rice (27)	Geiger (11)	Webber (22)
65	3/16	109-87	UTA	W	41-24	22,212	W1	Geiger (14)	Geiger (4)	Newman (17)
66	3/18	111-85	DEN	W	42-24	23,305	W2	Rice (26)	Mason (8)	Malone (17)
67	3/20	92-82	@SAS	W	43-24	19,752	W3	Phills (21)	Mason/Geiger (9)	Duncan (25)
68	3/24	106-89	@TOR	W	44-24	14,490	W4	Rice (24)	Mason (9)	Camby (20)
69	3/26	94-80	MIL	W	45-24	23,086	W5	Rice (27)	Geiger (15)	Perry/Allen (18)
70	3/27	96-133	@IND	L	45-25	16,611	L1	Wesley (11)	Divac (14)	Smiths/Miller (24)
71	3/29	82-97	@CLE	L	45-26	19,764	L2	Geiger (27)	Mason (10)	Kemp (25)
72	3/31	101-93	PHI	W	46-26	23,831	W1	Rice (26)	Mason (15)	Iverson (28)
73	4/3	96-89	IND	W	47-26	24,042	W2	Divac (22)	Mason (13)	Miller (19)
74	4/4	88-101	@MIA	L	47-27	15,200	L1	Divac (18)	Mason (10)	Hardaway (29)
75	4/6	115-125	@NJN	L	47-28	17,362	L2	Rice (29)	Rice (10)	Cassell (35)
76	4/8	101-109	@PHI	L	47-29	19,535	L3	Rice/Wesley (19)	Divac (9)	Iverson (30)
77	4/10	87-99	ATL	L	47-30	24,042	L4	Rice/Geiger (17)	Mason (11)	Smith (23)
78	4/12	88-86	DET	W	48-30	24,042	W1	Mason (29)	Mason (14)	Dumars (20)
79	4/14	104-82	@MIL	W	49-30	14,015	W2	Rice (30)	Mason/Divac (7)	Gilliam/Johnson (16)
80	4/15	109-103	NJN	W	50-30	23,440	W3	Rice (21)	Divac (12)	Cassell (27)
81	4/17	104-121	ATL	L	50-31	15,899	L1	Rice (30)	Mason (6)	Smith (27)
82	4/19	89-76	ORL	W	51-31	24,042	W1	Rice (26)	Mason/Divac (11)	Strong (21)

\* Denotes Number of Overtime Periods



**1996-97 FINAL ROSTER**

RECORD: 54-28 HOME: 30-11 ROAD: 24-17 OVERTIME: 5-0 EASTERN: 34-20 WESTERN: 20-8

NO.	PLAYER	POS.	HT.	WT.	BIRTHDATE	PRIOR TO NBA/FROM	YRS
7	Rafael Addison	F	6-8	241	7/22/64	Syracuse	5
1	Tyrone Bogues	G	5-3	141	1/9/65	Wake Forest	9
30	Dell Curry	G	6-5	205	6/25/64	Virginia Tech	10
00	Tony Delk	G	6-2	189	1/28/74	Kentucky	R
12	Vlade Divac	C	7-1	260	2/3/68	Serbia	7
52	Matt Geiger	F/C	7-1	245	9/10/69	Georgia Tech	4
14	Anthony Mason	F	6-8	250	12/14/66	Tennessee State	7
21	Ricky Pierce	G	6-4	215	8/19/59	Rice	14
41	Glen Rice	F/G	6-8	220	5/28/67	Michigan	7
31	Malik Rose	F	6-7	250	11/23/74	Drexel	R
5	Donald Royal	F	6-8	218	5/22/66	Notre Dame	6
34	Tony Smith	G	6-4	205	6/14/68	Marquette	6

**HEAD COACH:** Dave Cowens (Florida State)

**ASSISTANT COACHES:** Lee Rose (Transylvania), T.R. Dunn (Alabama),

Mark Osowski (Massachusetts)

**HEAD ATHLETIC TRAINER:** Terry Kofler (Xavier)

PLAYER	G	GS	MIN	FG	FGA	PCT	3FG	FGA	PCT	FT	FTA	PCT	OFF	DEF	TOT	AST	PF	DQ	STL	TO	BLK	PTS	AVG
Rice	79	78	3362	722	1513	.477	207	440	.470	464	535	.867	67	251	318	160	190	0	72	177	26	2115	26.8
Mason	73	73	3143	433	825	.525	1	3	.333	319	428	.745	186	643	829	414	202	3	76	165	33	1186	16.2
Curry	68	20	2078	384	836	.459	126	296	.426	114	142	.803	40	171	211	118	147	0	60	93	14	1008	14.8
Divac	81	80	2840	418	847	.494	11	47	.234	177	259	.683	241	484	725	301	277	6	103	193	180	1024	12.6
Pierce (CHA)	27	17	650	119	237	.502	30	56	.536	56	63	.889	19	49	68	49	48	0	14	30	4	324	12.0
Geiger	49	13	1044	171	350	.489	6	20	.300	89	127	.701	100	158	258	38	153	1	20	67	27	437	8.9
Bogues	65	65	1880	204	443	.460	60	144	.417	54	64	.844	25	116	141	469	114	0	82	108	2	522	8.0
Coldwire	33	9	576	62	154	.403	36	82	.439	30	40	.750	3	35	38	94	58	1	19	41	1	190	5.8
Delk	61	1	867	119	256	.465	52	112	.464	42	51	.824	31	68	99	99	71	1	36	68	6	332	5.4
Burrell	28	2	482	45	131	.344	19	55	.345	42	53	.792	24	55	79	39	60	0	14	25	11	151	5.4
Smith	69	39	1291	138	337	.409	32	99	.323	38	59	.644	38	56	94	150	110	2	48	73	19	346	5.0
Addison	41	3	355	49	122	.402	8	20	.400	22	28	.786	19	26	45	34	52	0	8	17	3	128	3.1
Rose	54	1	525	61	128	.477	0	2	.000	38	62	.613	70	94	164	32	114	3	28	41	17	160	3.0
Royal (CHA)	25	2	320	21	40	.525	0	0	--	28	35	.800	18	40	58	10	42	0	12	22	2	70	2.8
Zidek	36	3	288	33	85	.388	0	2	.000	25	32	.781	25	38	63	9	44	0	4	23	3	91	2.5
Feick	3	0	10	2	4	.500	1	11,000	0	2	.000	1	2	3	0	3	0	0	0	1	5	1.7	
Chambers	12	5	83	7	31	.226	2	3	.667	3	4	.750	3	11	14	4	14	0	1	9	0	19	1.6
Leckner	1	0	11	0	3	.000	0	0	--	0	0	--	0	1	1	1	3	0	0	0	0	0	0.0
CHARLOTTE	82	--	19805	2988	6342	.471	591	1382	.428	1541	1984	.777	910	2298	3208	2021	1702	17	597	1203	349	8108	98.9
OPPONENTS	82	--	19805	3056	6650	.460	487	1364	.357	1356	1857	.750	1077	2256	3333	1783	1781	20	532	1143	335	7955	97.0

G	DATE	SCORE	OPP	W/L	RECORD	ATTEN.	STREAK	CHARLOTTE HIGH SCORER	CHARLOTTE HIGH REBOUNDER	OPPONENT HIGH SCORER
1	11/2	109-98	TOR	W	1-0	24,042	W1	Curry(38)	Mason(15)	Stoudamire(19)
2	11/3	86-113	@NYK	L	1-1	19,765	L1	Goldwire(17)	Rose(11)	O'Neal(22)
3	11/6	88-78	LAL	W	2-1	24,042	W1	Geiger(22)	Geiger(10)	Starks(17)
4	11/8	102-87	@WAS	W	3-1	18,756	W2	Smith(20)	Mason(10)	Webber(19)
5	11/9	98-100	MIL	L	3-2	24,042	L1	Curry(25)	Mason(12)	Baker(28)
6	11/12	97-105	@MIA	L	3-3	14,393	L2	Rice(26)	Divac(13)	Hardaway(22)
7	11/14	89-96	@ORL	L	3-4	17,248	L3	Rice(25)	Geiger(9)	Anderson(17)
8	11/15	87-110	CHI	L	3-5	24,042	L4	Rice(21)	Rose(8)	Jordan(38)
9	11/20	93-86	NYK	W	4-5	24,042	W1	Divac(23)	Divac(15)	Ewing(18)
10	11/21	90-87	@IND	W	5-5	13,853	W2	Curry(25)	Curry(19)	Ferrell(16)
11	11/23	93-85	DET	W	6-5	24,042	W3	Mason(11)	Mason(11)	Dumas(21)
12	11/26	97-89	SEA	W	7-5	24,042	W4	Rice(24)	Divac(13)	Kemp(23)
13	11/27	88-92	@TOR	L	7-6	15,710	L1	Rice(29)	Divac(12)	Williams(23)
14	11/30	94-87	@MIL	W	8-6	16,327	W1	Rice(23)	Divac(14)	Robinson(27)
15	12/2	97-107	@UTA	L	8-7	19,410	L1	Curry(25)	Curry(10)	Stockton(22)
16	12/5	89-96	@LAC	L	8-8	5,755	L2	Rice(23)	Divac(12)	Dehere(25)
17	12/6	93-97	@POR	L	8-9	20,034	L3	Divac(29)	Mason(17)	Sabonis(22)
18	12/7	94-92	@SEA	W	9-9	17,072	W1	Rice(22)	Mason(10)	Kemp(28)
19	12/9	107-91	@VAN	W	10-9	15,780	W2	Rice(30)	Mason(12)	Peele(23)
20	12/11	101-97	PHI	W	11-9	24,042	W3	Mason(25)	Mason(21)	D. Ellis(24)
21	12/15	84-75	CHI	W	12-9	24,042	W4	Rice(24)	Mason(13)	Coleman(20)
22	12/14	82-87	@CHI	L	12-10	23,771	L1	Rice(25)	Mason(15)	Jordan(29)
23	12/17	93-84	@PHI	W	13-10	12,720	W1	Bogues(24)	Mason(11)	Coleman(27)
24	12/19	72-93	CHI	L	13-11	24,042	L1	Rice(23)	Mason(11)	Jordan(35)
25	12/21	98-93	ATL	W	14-11	24,042	W1	Curry(19)	Curry(12)	Laettner(24)
26	12/22	102-98	@BOS	W	15-11	15,454	W2	Rice(25)	Mason(13)	Wesley(34)
27	12/27	86-101	MIA	L	15-12	24,042	L1	Curry(23)	Mason(13)	Hardaway(26)
28	12/28	75-97	@DET	L	15-13	21,454	L2	Mason/Rice(17)	Divac(17)	Hill(29)
29	12/30	101-92	@WAS	W	16-13	17,313	W1	Rice(38)	Divac(14)	Howard(23)
30	1/2	107-97	DAL	W	17-13	24,042	W2	Rice(37)	Divac(15)	Jackson/Getling(22)
31	1/4	93-104	WAS	L	17-14	24,042	L1	Rice(8)	Rice(8)	Strickland(28)
32	1/6	109-101	@GSW	W	18-14	12,314	W1	Rice(39)	Mason(18)	Sprewell(26)
33	1/8	97-101	@LAL	L	18-15	16,980	L1	Rice(27)	Mason(13)	O'Neal(23)
34	1/10	90-102	@PHX	L	18-16	19,023	L2	Rice(25)	Mason(18)	Payson(27)
35	1/12	97-93	@SAC	W	19-16	17,317	W1	Rice(26)	Divac(15)	Abdul-Rauf(22)
36	1/15	102-100	@DEN	W	20-16	7,573	W2	Rice(25)	Divac(16)	L. Ellis(23)
37	1/15	116-104	NUN	W	21-16	24,042	W3	Rice(35)	Mason(17)	C Gill(30)
38	1/18	102-92	@NUN	W	22-16	15,119	W4	Rice(33)	Mason(17)	Gill/Williams(24)
39	1/20	97-106	@ATL	L	22-17	16,378	L1	Rice(33)	Divac(15)	Smith(31)
40	1/21	114-108	@HOU	W	23-17	24,042	W1	Rice(42)	Mason(9)	Drexler(39)
41	1/24	*113-104	NYK	W	24-17	24,042	W2	Rice(34)	Mason(18)	Ewing(26)
42	1/25	73-106	@CLE	L	24-18	18,547	L1	Rice(18)	Mason(10)	Brandon(21)
43	1/28	98-97	@IND	W	25-18	14,484	W1	Rice(30)	Divac(11)	Miller(26)
44	1/29	95-106	IND	L	25-19	24,042	L1	Divac(9)	Divac(9)	Miller(40)
45	1/31	102-95	MIL	W	26-19	24,042	W1	Rice(43)	Divac(12)	Allen(22)
46	2/2	99-93	@NYK	W	27-19	19,763	W2	Rice(40)	Mason(11)	Starks(26)
47	2/4	115-101	MIN	W	28-19	24,042	W3	Curry(30)	Mason(15)	Cugliotta(35)
48	2/6	115-100	SAC	W	29-19	24,042	W4	Mason(22)	Divac(10)	Richmond(37)
49	2/11	100-103	@CHI	L	29-20	23,884	L1	Rice(32)	Mason/Divac(7)	Jordan(43)
50	2/12	113-100	NUN	W	30-20	24,042	W1	Rice(27)	Mason(18)	Gill(26)
51	2/14	103-109	DET	L	30-21	24,042	L1	Divac(23)	Mason(13)	Hill(29)
52	2/17	124-110	ORL	W	31-21	24,042	W1	Rice(40)	Mason(12)	Anderson(28)
53	2/19	123-115	PHX	W	32-21	24,042	W2	Rice(36)	Divac(11)	Johnson(25)
54	2/21	114-96	LAC	W	33-21	24,042	W3	Rice(29)	Mason(14)	Wright(16)
55	2/22	93-92	@ATL	W	34-21	16,378	W4	Mason(25)	Mason(12)	Laettner(24)
56	2/24	96-84	@SAS	W	35-21	13,092	W5	Rice(33)	Mason(16)	Del Negro(24)
57	2/25	84-86	@DAL	L	35-22	13,339	L1	Rice(29)	Mason(22)	Finley(18)
58	2/27	106-95	@HOU	W	36-22	16,285	W1	Rice(24)	Divac/Geiger/Mason/Rice(5)	Elie(23)
59	3/2	108-96	@MIN	W	37-22	19,006	W2	Rice(39)	Mason(14)	Garnett(19)
60	3/4	105-98	SAS	W	38-22	24,042	W3	Rice(24)	Mason(13)	Herrera(21)
61	3/6	*122-121	BOS	W	39-22	24,042	W4	Rice(48)	Divac(18)	Williams(25)
62	3/9	82-76	MIA	W	40-22	24,042	W5	Rice(21)	Mason(14)	Hardaway(31)
63	3/11	98-92	VAN	W	41-22	24,042	W6	Rice(21)	Rice(21)	Abdur-Rahim(24)
64	3/14	81-86	@ORL	L	41-23	17,248	L1	Rice(39)	Mason(13)	Hardaway(27)
65	3/15	107-99	@PHI	W	42-23	16,897	W1	Rice(27)	Mason(14)	Iverson(31)
66	3/17	93-114	UTA	L	42-24	24,042	L1	Rice(29)	Divac(10)	Malone(37)
67	3/19	90-72	CLE	W	43-24	24,042	W1	Rice(22)	Mason(14)	Ferry/Phills(13)
68	3/21	102-97	@TOR	W	44-24	16,993	W2	Rice(27)	Mason/Divac(10)	Stoudamire(29)
69	3/22	*100-93	GSW	W	45-24	24,042	W3	Rice(24)	Divac(12)	Smith(31)
70	3/26	87-88	POR	L	45-25	24,042	L1	Rice(33)	Divac(9)	C. Robinson(25)
71	3/28	115-116	IND	L	45-26	24,042	L2	Geiger(25)	Divac/Curry(6)	Miller(39)
72	4/2	95-84	ATL	W	46-26	24,042	W1	Rice(38)	Geiger(8)	Smith(25)
73	4/3	93-87	@NUN	W	47-26	17,993	W2	Rice(24)	Divac(11)	Gill(26)
74	4/5	115-113	PHI	W	48-26	24,042	W3	Rice(41)	Divac/Geiger(13)	Stackhouse(39)
75	4/7	*110-105	@CLE	W	49-26	15,985	W4	Rice(42)	Geiger/Rose(7)	Ferry(23)
76	4/9	136-111	BOS	W	50-26	24,042	W5	Rice(29)	Mason(15)	Walker(32)
77	4/11	93-85	@DET	W	51-26	21,454	W6	Mason(23)	Mason(11)	Dumas(21)
78	4/12	99-97	WAS	W	52-26	24,042	W7	Divac(21)	Divac(21)	Webber(29)
79	4/14	94-82	CLE	W	53-26	24,042	W8	Rice(25)	Geiger(8)	Brandon/Sura(20)
80	4/16	108-102	@BOS	W	54-26	15,930	W9	Rice(25)	Divac(14)	Wesley(25)
81	4/18	100-108	TOR	L	54-27	24,042	L1	Rice(38)	Divac(13)	Stoudamire(28)
82	4/20	100-120	@MIL	L	54-28	14,886	L2	Rice(21)	Mason(11)	Baker(31)

\* Denotes Number of Overtime Periods

# HISTORY



## 1995-96 FINAL ROSTER

RECORD: 41-41 HOME: 25-16 ROAD: 16-25 OVERTIME: 2-5 EASTERN: 26-28 WESTERN: 15-13

NO.	PLAYER	POS.	HT.	WT.	BIRTHDATE	PRIOR TO NBA/FROM	YRS
23	Michael Adams	G	5-10	165	1/19/63	Boston College	10
7	Rafael Addison	F	6-8	241	7/22/64	Syracuse	4
12	Kenny Anderson	G	6-1	168	10/9/70	Georgia Tech	4
1	Tyrone Bogues	G	5-3	141	1/9/65	Wake Forest	8
24	Scott Burrell	G/F	6-7	226	1/12/71	Connecticut	2
30	Dell Curry	C	6-5	200	6/25/64	Virginia Tech	9
52	Matt Geiger	C	7-0	245	9/10/69	Georgia Tech	3
5	Anthony Goldwire	G	6-2	182	9/6/71	Houston	R
4	Darrin Hancock	G/F	6-7	212	11/3/71	Kansas	1
2	Larry Johnson	F	6-7	253	3/14/69	UNLV	4
20	Pete Myers	G/F	6-6	180	9/15/63	Arkansas-Little Rock	7
00	Robert Parish	C	7-1	246	8/30/53	Centenary	19
41	Glen Rice	G/F	6-8	214	5/28/67	Michigan	6
25	George Zidek	C	7-0	266	8/2/73	UCLA	R

**HEAD COACH:** Allan Bristow (Virginia Tech)

**ASSISTANT COACHES:** Bill Hanzlik (Notre Dame), T.R. Dunn (Alabama), John Bach (Fordham)

**ATHLETIC TRAINER:** Terry Kofler (Xavier)

PLAYER	G	GS	MIN	FG	FGA	PCT	3FG	FGA	PCT	FT	FTA	PCT	OFF	DEF	TOT	AST	PF	DQ	STL	TO	BLK	PTS	AVG
Rice	79	79	3142	610	1296	.471	171	403	.424	319	381	.837	86	292	378	232	217	1	91	163	19	1710	21.6
Johnson	81	81	3274	583	1225	.476	67	183	.366	427	564	.757	249	434	683	355	173	0	55	182	43	1660	20.5
Anderson (CHA)	38	36	1302	206	454	.454	56	157	.357	109	150	.727	26	76	102	328	105	1	59	88	6	577	15.2
Curry	82	29	2371	441	974	.453	164	406	.404	146	171	.854	68	196	264	176	173	2	108	130	25	1192	14.5
Burrell	20	20	693	92	206	.447	37	98	.378	42	56	.750	26	72	98	47	76	2	27	43	13	263	13.2
Gill	36	36	1265	179	372	.481	17	54	.315	89	117	.761	56	133	189	225	101	2	42	110	22	464	12.9
Geiger	77	50	2349	357	666	.536	3	8	.375	149	205	.727	201	448	649	60	290	11	46	137	63	866	11.2
Reeves	20	5	418	54	118	.458	11	36	.306	43	51	.843	11	29	40	72	46	0	16	30	1	162	8.1
Goldwire	42	8	621	76	189	.402	33	83	.398	46	60	.767	8	35	43	112	79	0	16	63	0	231	5.5
Adams	21	3	329	37	83	.446	14	41	.341	26	35	.743	5	17	22	67	25	0	21	25	4	114	5.4
Hancock	63	7	838	112	214	.523	1	3	.333	47	73	.644	40	58	98	47	94	2	28	56	5	272	4.3
Zidek	71	21	888	105	248	.423	0	0	--	71	93	.763	69	114	183	16	170	2	9	38	7	281	4.0
Parish	74	34	1086	120	241	.498	0	0	--	50	71	.704	89	214	303	29	80	0	21	50	54	290	3.9
Sutton	18	0	190	20	50	.400	7	21	.333	15	19	.789	4	11	15	39	36	0	8	17	0	62	3.4
Addison	53	0	516	77	165	.467	0	0	1.000	17	22	.773	25	65	90	30	74	0	9	27	9	171	3.2
Myers (CHA)	32	1	453	29	87	.333	3	16	.188	31	46	.674	14	53	67	48	57	0	20	25	6	92	2.9
Bogues	6	0	77	6	16	.375	0	1	1.000	2	21.000	6	1	7	19	4	0	2	6	0	14	2.3	
Glass (CHA)	5	0	15	2	5	.400	0	1	1.000	1	11.000	1	1	2	0	5	0	1	0	0	0	5	1.0
Beck	5	0	33	2	8	.250	0	0	--	1	2	.500	3	4	7	5	8	0	1	4	0	5	1.0
Hodge (CHA)	2	0	2	0	0	--	0	0	--	0	0	--	0	1	1	0	0	0	0	0	0	0	0.0
Wolf	1	0	18	0	1	.000	0	0	--	0	0	--	0	2	2	0	2	0	2	0	0	0	0.0
CHARLOTTE	82	--	19880	3108	6618	.470	584	1520	.384	1631	2119	.770	987	2256	3243	1907	1815	23	582	1241	277	8431	102.8
OPPONENTS	82	--	19880	3254	6651	.489	530	1340	.396	1440	1957	.736	953	2358	3311	2049	1829	14	536	1215	368	8478	103.4



G	DATE	SCORE	OPP	W/L	RECORD	ATTEN.	STREAK	CHARLOTTE HIGH SCORER	CHARLOTTE HIGH REBOUNDER	OPPONENT HIGH SCORER
1	11/3	91-105	@CHI	L	0-1	23,862	L1	Johnson (19)	Parish (11)	Jordan (42)
2	11/4	119-108	PHI	W	1-1	24,042	W1	Johnson/Curry (22)	Gill (7)	Maxwell (25)
3	11/7	108-96	DET	W	2-1	24,042	W2	Curry (25)	Gill (7)	Thorpe (24)
4	11/8	96-110	@WAS	L	2-2	12,911	L1	Rice (38)	Zidek (7)	Muresan (31)
5	11/10	90-104	@PHI	L	2-3	14,082	L2	Johnson (32)	Johnson (13)	Bradley (23)
6	11/11	*123-117	TOR	W	3-3	24,042	W1	Johnson (34)	Rice (10)	Anderson (24)
7	11/14	104-111	@ATL	L	3-4	9,998	L1	Johnson (34)	Geiger (9)	Augmon (20)
8	11/15	79-90	@NJN	L	3-5	13,357	L2	Johnson/Rice/Curry (15)	Geiger (8)	Edwards (21)
9	11/17	96-98	SEA	L	3-6	24,042	L3	Curry (20)	Johnson (13)	Pattay (19)
10	11/18	107-109	@SAS	L	3-7	15,750	L4	Johnson (28)	Gill (10)	Robinson (27)
11	11/22	124-129	BOS	L	3-8	24,042	L5	Johnson (44)	Johnson (7)	Wesley (37)
12	11/24	116-104	VAN	W	4-8	24,042	W1	Johnson/Rice (20)	Johnson (8)	Moten (13)
13	11/26	111-109	@BOS	W	5-8	17,215	W2	Johnson (23)	Johnson (11)	Radja (25)
14	11/28	106-98	@MIL	W	6-8	13,685	W3	Reeves (19)	Geiger (10)	Robinson (28)
15	11/29	115-105	NYK	W	7-8	24,042	W4	Johnson/Rice (25)	Geiger (7)	Starks (27)
16	12/1	*101-108	@MIA	L	7-9	15,200	L1	Johnson (32)	Geiger (11)	Coles (26)
17	12/2	98-113	@ORL	L	7-10	16,285	L2	Johnson (23)	Johnson (12)	Drexler (41)
18	12/6	94-82	CLE	W	8-10	24,042	W1	Rice (25)	Johnson (11)	Brandon (22)
19	12/8	95-105	@ORL	L	8-11	17,248	L1	Rice (31)	Johnson/Geiger (8)	Hardaway (28)
20	12/9	114-108	MIN	W	9-11	24,042	W1	Johnson (35)	Johnson (11)	Lactner (20)
21	12/11	100-110	@UTA	L	9-12	19,775	L1	Rice (19)	Geiger (9)	Malone (24)
22	12/12	115-100	@PHX	W	10-12	19,023	W1	Rice (33)	Johnson (12)	Barkley (22)
23	12/14	109-116	@POR	L	10-13	20,374	L1	Rice (33)	Geiger (10)	Robinson (28)
24	12/16	109-99	@LAC	W	11-13	9,158	W1	Rice (31)	Johnson (15)	Dehere (28)
25	12/19	99-102	@GSW	L	11-14	15,025	L1	Johnson (23)	Gill (10)	Sealy (24)
26	12/21	107-97	BOS	W	12-14	24,042	W1	Rice (31)	Johnson (13)	Radja (22)
27	12/23	87-75	MIA	W	13-14	24,042	W2	Johnson (22)	Burrell (8)	Willis (22)
28	12/27	107-116	LAC	L	13-15	24,042	L1	Rice (29)	Johnson (11)	Williams (25)
29	12/29	102-99	POR	W	14-15	24,042	W1	Burrell (20)	Gill/Geiger (9)	C.Robinson (26)
30	12/30	*100-102	@DET	L	14-16	17,546	L1	Johnson (38)	Johnson (10)	Hill (28)
31	1/4	93-117	CHI	L	14-17	24,042	L2	Rice (26)	Parish/Adison (6)	Jordan (27)
32	1/6	96-90	CLE	W	15-17	24,042	W1	Curry/Rice (21)	Geiger (21)	Blaylock (22)
33	1/9	92-91	@TOR	W	16-17	20,326	W2	Curry (27)	Geiger (12)	Murray (25)
34	1/11	93-95	DET	L	16-18	24,042	L1	Johnson (21)	Geiger (10)	Houston (26)
35	1/13	103-83	@DAL	W	17-18	17,502	W1	Johnson (20)	Geiger (17)	McCloud (18)
36	1/17	93-97	NJN	L	17-19	24,042	L1	Rice/Curry (23)	Geiger (15)	Gillam (24)
37	1/19	114-106	@MIA	W	18-19	14,893	W1	Johnson (29)	Johnson (9)	Mourning (32)
38	1/20	102-110	GSW	L	18-20	24,042	L1	Rice (25)	Geiger (10)	Smith (21)
39	1/24	127-113	WAS	W	19-20	24,042	W1	Rice (28)	Geiger (11)	Howard (21)
40	1/26	107-115	@NJN	L	19-21	18,149	L1	Rice (34)	Geiger (8)	Gill (30)
41	1/27	110-105	PHI	W	20-21	24,042	W1	Curry (24)	Geiger (21)	Ruffin (21)
42	1/29	88-86	CLE	W	21-21	24,042	W2	Johnson (20)	Johnson (17)	Brandon (22)
43	2/1	111-116	HOU	L	21-22	24,042	L1	Geiger/Anderson (24)	Geiger (11)	Olajuwole (32)
44	2/4	104-106	@ATL	L	21-23	12,480	L2	Johnson (27)	Johnson (8)	Smith (30)
45	2/6	102-109	SAS	L	21-24	24,042	L3	Johnson (21)	Geiger (10)	Elliot/Robinson (23)
46	2/8	115-105	SAC	W	22-24	24,042	W1	Rice (33)	Johnson (11)	Richmond (29)
47	2/13	100-110	@CLE	L	22-25	17,771	L1	Curry (25)	Curry/Johnson (5)	Ferry (31)
48	2/14	120-100	NYK	W	23-25	24,042	W1	Rice (29)	Parish (12)	Ewing (26)
49	2/16	107-100	DEN	W	24-25	24,042	W2	Geiger (28)	Johnson (13)	D. Ellis (18)
50	2/18	122-99	MIL	W	25-25	24,042	W3	Rice (32)	Geiger (15)	Benjamin (21)
51	2/21	96-92	WAS	W	26-25	24,042	W4	Johnson (32)	Johnson (16)	Muresan (20)
52	2/23	100-84	@WAS	W	27-25	18,756	W5	Anderson (22)	Rice (10)	Howard/Walace (18)
53	2/24	90-104	IND	L	27-26	24,042	L1	Curry/Rice (18)	Johnson (13)	Smiths (22)
54	2/27	88-84	@MIL	W	28-26	13,298	W1	Rice (23)	Johnson (11)	Newman (27)
55	2/28	*116-121	@BOS	L	28-27	18,005	L1	Johnson (26)	Johnson/Geiger/Parish (9)	Wesley (33)
56	3/1	101-105	@MIL	L	28-28	18,522	L2	Rice (28)	Johnson (11)	Gugliotta (18)
57	3/3	100-103	@IND	L	28-29	16,716	L3	Johnson (24)	Geiger (10)	Miller (31)
58	3/5	97-123	ORL	L	28-30	24,042	L4	Johnson (27)	Geiger (6)	Anderson (28)
59	3/7	119-105	DAL	W	29-20	24,042	W1	Johnson/Curry (21)	Geiger (15)	Dumas (28)
60	3/8	*112-117	@ORL	L	29-31	17,248	L1	Johnson (35)	Parish (10)	O'Neal (36)
61	3/13	91-85	UTA	W	30-31	24,042	W1	Johnson (22)	Geiger (12)	Malone (20)
62	3/15	113-101	TOR	W	31-31	24,042	W2	Johnson/Rice (27)	Geiger (13)	Wright/Miller/Stoudamire (2)
63	3/17	103-102	PHX	W	32-31	24,042	W3	Rice (26)	Johnson/Geiger (8)	Johnson (30)
64	3/19	102-94	IND	W	33-31	24,042	W4	Rice (23)	Geiger (11)	Smiths (24)
65	3/20	89-107	@TOR	L	33-32	22,033	L1	Johnson (19)	Myers (10)	Stoudamire/Rogers (24)
66	3/22	92-117	ATL	L	33-33	24,042	L2	Johnson (20)	Johnson (8)	Smith (27)
67	3/24	103-94	@LAL	W	34-33	17,505	W1	Johnson (24)	Johnson (13)	Johnson (28)
68	3/26	**119-112	@DEN	W	35-33	16,026	W2	Rice (28)	Parish (17)	McDyess (23)
69	3/27	95-132	@SEA	L	35-34	17,072	L1	Johnson (17)	Johnson (8)	Kemp (21)
70	3/29	*101-107	@SAC	L	35-35	17,317	L2	Anderson (24)	Parish (13)	Marcuilonis (25)
71	3/31	121-88	@VAN	W	36-35	18,147	W1	Geiger (20)	Geiger (10)	Reeves (17)
72	4/2	102-97	LAL	W	37-35	24,042	W2	Rice (27)	Parish (14)	Ceballos (35)
73	4/3	83-98	@DET	L	37-36	17,459	L1	Rice (20)	Geiger (13)	Thorpe (27)
74	4/5	92-126	CHI	L	37-37	24,042	L2	Johnson/Hancock (14)	Johnson/Parish (5)	Pippen (28)
75	4/6	93-89	@CLE	W	38-37	20,562	W1	Johnson/Anderson (20)	Parish (9)	Majerle (21)
76	4/8	98-97	@CHI	W	39-37	23,590	W2	Anderson (20)	Parish (11)	Jordan (40)
77	4/10	95-116	MIA	L	39-38	24,042	L1	Curry (22)	Geiger (11)	Hardaway (29)
78	4/14	94-78	@PHI	W	40-38	10,079	W1	Rice (19)	Curry (11)	Weatherspoon (20)
79	4/15	87-90	@IND	L	40-39	16,538	L1	Rice (31)	Geiger (9)	McKey (18)
80	4/18	103-111	MIL	L	40-40	24,042	L2	Rice (29)	Geiger (9)	Robinson (23)
81	4/19	115-108	@NYK	W	41-40	19,763	W1	Johnson (28)	Johnson (18)	Ewing (28)
82	4/21	100-103	ORL	L	41-41	24,042	L1	Johnson (22)	Johnson (9)	Anderson (23)

\* Denotes Number of Overtime Periods



# THE CHARLOTTE SKYLINE



## 1994-95 FINAL ROSTER

RECORD: 50-32 HOME: 29-12 ROAD: 21-20 OVERTIME: 1-4 EASTERN: 36-20 WESTERN: 14-12

NO.	PLAYER	POS.	HT.	WT.	BIRTHDATE	PRIOR TO NBA/FROM	YRS
23	Michael Adams	G	5-10	165	1/19/63	Boston College	9
25	Tony Bennett	G	6-0	186	6/1/69	Wisconsin-Green Bay	2
1	Tyrone Bogues	G	5-3	144	1/9/65	Wake Forest	7
24	Scott Burrell	G/F	6-7	226	1/12/71	Connecticut	1
30	Dell Curry	G	6-5	210	6/25/64	Virginia Tech	8
44	Kenny Gattison	F	6-8	255	5/23/64	Old Dominion	8
4	Darrin Hancock	F	6-7	208	11/3/71	Kansas	R
3	Hersey Hawkins	G	6-3	204	9/29/66	Bradley	6
2	Larry Johnson	F	6-7	263	3/14/69	UNLV	3
33	Alonzo Mourning	C	6-10	262	2/8/70	Georgetown	2
00	Robert Parish	C	7-1	244	8/30/53	Centenary	18
12	Greg Sutton	G	6-2	170	12/3/67	Oral Roberts	1
11	David Wingate	G/F	6-5	196	12/15/63	Georgetown	8
46	Joe Wolf	F/C	6-11	230	12/17/64	North Carolina	6

**HEAD COACH:** Allan Bristow (Virginia Tech)

**ASSISTANT COACHES:** Bill Hanzlik (Notre Dame), T.R. Dunn (Alabama), John Bach (Fordham)

**ATHLETIC TRAINER:** Terry Kofler (Xavier)

PLAYER	G	CS	MIN	FG	FGA	PCT	3FG	FGA	PCT	FT	FTA	PCT	OFF	DEF	TOT	AST	PF	DQ	STL	TO	BLK	PTS	AVG
Mourning	77	77	2941	571	1101	.519	11	34	.324	490	644	.761	200	561	761	111	275	5	49	241	225	1643	21.3
Johnson	81	81	3234	585	1219	.480	81	210	.386	274	354	.774	190	395	585	369	174	2	78	207	28	1525	18.8
Hawkins	82	82	2731	390	809	.482	131	298	.440	261	301	.867	60	254	314	262	178	1	122	150	18	1172	14.3
Curry	69	0	1718	343	778	.441	154	361	.427	95	111	.856	41	127	168	113	144	1	55	98	18	935	13.6
Burrell	65	62	2014	277	593	.467	96	235	.409	100	144	.694	96	272	368	161	187	1	75	85	40	750	11.5
Bogues	78	78	2629	348	730	.477	6	30	.200	160	180	.889	51	206	257	675	151	0	103	132	0	862	11.1
Adams	29	0	443	67	148	.453	29	81	.358	25	30	.833	6	23	29	95	41	0	23	26	1	188	6.5
Gattison	21	0	409	47	100	.470	0	1.000	31	51	.608	21	54	75	17	64	1	7	22	15	125	6.0	
Sutton	53	4	690	94	230	.409	43	115	.374	32	45	.711	8	48	56	91	114	0	33	51	2	263	5.0
Parish	81	4	1352	159	372	.427	0	0	--	71	101	.703	93	257	350	44	132	0	27	66	36	389	4.8
Bennett	3	0	46	6	13	.462	2	9	.222	0	0	--	0	2	2	4	6	0	0	3	0	14	4.7
Hancock	46	7	424	68	121	.562	1	3	.333	16	39	.410	14	39	53	30	48	0	19	30	4	153	3.3
Wingate	52	9	515	50	122	.410	4	22	.182	18	24	.750	11	49	60	56	60	0	19	27	6	122	2.3
Wolf	63	6	693	38	81	.469	2	6	.333	12	16	.750	34	95	129	37	101	0	9	22	6	90	1.4
Tolbert	10	0	57	6	18	.333	0	4	.000	2	2	1.000	7	10	17	2	9	0	0	3	0	14	1.4
Blackwell	4	0	19	2	3	.667	0	--	0	--	0	--	0	3	3	5	1	0	1	2	0	4	1.0
CHARLOTTE	82	--	19805	3051	6438	.474	560	1409	.397	1587	2042	.777	832	2395	3227	2072	1685	11	620	1224	399	8249	100.6
OPPONENTS	82	--	19805	3088	6807	.454	429	1289	.333	1375	1859	.740	1102	2365	3467	1898	1859	20	535	1216	368	7980	97.3

G	DATE	SCORE	OPP	W/L	RECORD	ATTEN.	STREAK	CHARLOTTE HIGH SCORER	CHARLOTTE HIGH REBOUNDER	OPPONENT HIGH SCORER
1	11/4	83-89	@CHI	L	0-1	22,313	L1	Johnson (17)	Johnson (8)	Pippen (22)
2	11/5	107-115	CLE	L	0-2	23,698	L1	Burrell (21)	Johnson (10)	Price (27)
3	11/9	*128-130	ORL	L	0-3	23,698	L3	Mourning (26)	Johnson (11)	O'Neal (46)
4	11/11	123-115	@MIL	W	1-3	16,236	W1	Curry (30)	Johnson (16)	Day (21)
5	11/12	113-100	DET	W	2-3	23,698	W2	Mourning (28)	Mourning (8)	Hill (25)
6	11/15	*86-89	@CLE	L	2-4	19,959	L1	Mourning (25)	Mourning (9)	Hill (22)
7	11/17	99-83	LAC	W	3-4	23,698	W1	Johnson (19)	Johnson (14)	Spencer (12)
8	11/19	89-102	IND	L	3-5	23,698	L1	Mourning (19)	Johnson (12)	McKey (19)
9	11/22	102-98	GSW	W	4-5	23,698	W1	Mourning (21)	Mourning (12)	Spewell (30)
10	11/23	91/98	@BOS	L	4-6	14,890	L1	Mourning (36)	Mourning (12)	Brown (24)
11	11/26	105-95	@NYK	W	5-6	19,763	W1	Mourning (27)	Mourning (18)	Ewing (22)
12	11/29	90-85	@ATL	W	6-6	9,183	W2	Hawkins (22)	Johnson (10)	Long (21)
13	11/30	105-87	MIA	W	7-6	23,698	W3	Johnson (23)	Johnson (10)	Willis/Miner (14)
14	12/3	88-99	@DEN	L	7-7	17,171	L1	Curry (19)	Mourning (11)	Rogers/Stith (17)
15	12/5	115-83	@LAC	W	8-7	7,492	W1	Johnson (18)	Mourning (11)	Murray (14)
16	12/6	106-97	@HOU	W	9-7	19,784	W2	Johnson (28)	Parish (8)	Malone (31)
17	12/8	95-101	@UTA	L	9-8	12,792	L1	Burrell (23)	Mourning (13)	Smith (25)
18	12/10	86-99	@DAL	L	9-9	17,502	L2	Mourning (20)	Mourning (11)	Masburn (31)
19	12/13	107-101	MIL	W	10-9	23,698	W1	Hawkins (23)	Parish (8)	Robinson (24)
20	12/14	106-93	@DET	W	11-9	15,528	W2	Hawkins/Bogues (18)	Mourning (13)	Hill (21)
21	12/16	91-93	@IND	L	11-10	16,497	L1	Johnson (22)	Mourning/Parish (8)	Miller (22)
22	12/17	111-92	IND	W	12-10	23,698	W1	Hawkins (8)	Hawkins (8)	Abdul-Rauf (15)
23	12/20	99-95	DEN	W	13-10	23,698	W2	Hawkins/Mourning (22)	Mourning (12)	Miller/Smiths (18)
24	12/22	103-91	PHI	W	14-10	23,698	W3	Mourning (26)	Hawkins (11)	Weatherspoon (25)
25	12/23	93-116	@MIA	L	14-11	14,698	L1	Burrell (19)	Mourning (10)	Rice (37)
26	12/27	108-119	@SAS	L	14-12	33,026	L2	Johnson (29)	Johnson (12)	Robinson (30)
27	12/29	125-113	ORL	W	15-12	23,698	W1	Curry (28)	Johnson (7)	O'Neal (30)
28	12/30	101-94	@MIL	W	16-12	18,026	W2	Johnson/Burrell (25)	Wolf (10)	Day (21)
29	1/4	118-106	POR	W	17-12	23,698	W3	Mourning (28)	Burrell (9)	Robinson (32)
30	1/6	89-88	@NJN	W	18-12	20,049	W4	Johnson (21)	Mourning (12)	Coleman (28)
31	1/7	106-98	BOS	W	19-12	23,698	W5	Mourning (33)	Mourning (13)	Wilkins (24)
32	1/10	*116-108	@CLE	W	20-12	20,563	W6	Mourning (25)	Mourning/Johnson (9)	Hills (23)
33	1/11	100-91	MIN	W	21-12	23,698	W7	Johnson/Mourning (23)	Johnson/Burrell (10)	Laettner (20)
34	1/14	95-85	CHI	W	22-12	23,698	W8	Johnson (22)	Johnson/Mourning/Bogues (8)	Pippen (19)
35	1/17	98-109	@ORL	L	22-13	16,010	L1	Mourning (33)	Mourning (12)	O'Neal (35)
36	1/18	111-110	SAS	W	23-13	23,698	W1	Johnson (24)	Mourning (13)	Robinson (42)
37	1/20	99-97	NJN	W	24-13	23,698	W2	Mourning (26)	Mourning (15)	Anderson (26)
38	1/22	83-100	@MIN	L	24-14	19,006	L1	Mourning (20)	Mourning (12)	Rider (29)
39	1/23	102-108	LAL	L	24-15	23,698	L2	Johnson (25)	Mourning (13)	Van Exel/Ceballos (26)
40	1/25	96-103	ATL	L	24-16	23,698	L3	Mourning (36)	Mourning (11)	Norman (22)
41	1/27	105-90	NYK	W	25-16	23,698	W1	Johnson (39)	Mourning/Parish (7)	Starks (26)
42	1/28	102-93	@ATL	W	26-16	16,368	W2	Johnson (20)	Mourning (13)	Aygun (23)
43	1/31	97-88	@BOS	W	27-16	18,756	W3	Bogues (20)	Hawkins (11)	Cheaney (23)
44	2/1	100-93	@MIL	W	28-16	14,890	W4	Johnson (28)	Mourning (12)	Radja (25)
45	2/3	117/98	MIL	W	29-16	23,698	W5	Bogues (23)	Johnson/Mourning/Parish (7)	Robinson (28)
46	2/5	111-105	WAS	W	30-16	23,698	W6	Mourning (26)	Mourning (10)	Howard (23)
47	2/7	*92-95	IND	L	30-17	23,698	L1	Curry (20)	Mourning (12)	Miller (18)
48	2/8	106-78	@DET	W	31-17	15,784	W1	Curry (21)	Mourning (9)	Addison (25)
49	2/14	98-109	@NJN	L	31-18	16,868	L1	Mourning (23)	Mourning (9)	Gilliam (26)
50	2/16	89-105	HOU	L	31-19	23,698	L2	Johnson (18)	Mourning (11)	Olajuwon (29)
51	2/18	110-88	CHI	W	32-19	23,698	W1	Johnson (29)	Johnson/Mourning/Burrell (6)	Dumas (15)
52	2/20	115-104	DET	W	33-19	23,698	W2	Johnson (23)	Mourning (12)	Pippen (28)
53	2/22	100-89	SAC	W	34-19	23,698	W3	Mourning (29)	Mourning (17)	Williams (28)
54	2/24	*93-95	@LAL	L	34-20	17,505	L1	Mourning (10)	Parish (10)	Peeler (27)
55	2/26	92-103	@PHX	L	34-21	19,023	L2	Mourning (23)	Johnson (14)	Barkley (24)
56	2/27	116-114	@SEA	W	35-21	16,379	W1	Mourning (19)	Mourning (9)	Payton (32)
57	3/2	109-99	@POR	W	36-21	12,888	W2	Mourning (27)	Mourning (10)	Strickland (24)
58	3/3	116-86	@GSW	W	37-21	15,025	W3	Mourning (22)	Mourning (11)	Alexander (18)
59	3/5	80-88	@SAC	L	37-22	17,317	L1	Curry (21)	Johnson (12)	Williams/Richmond (20)
60	3/9	112-99	SEA	W	38-22	23,698	W1	Mourning (25)	Mourning (13)	Schrempf/Payton (20)
61	3/11	104-95	MIA	W	39-22	23,698	W2	Johnson (25)	Mourning (12)	Rice (28)
62	3/13	103-106	WAS	L	39-23	23,698	L1	Mourning (32)	Mourning (14)	Howard (18)
63	3/14	86-99	@MIL	L	39-24	16,572	L2	Mourning (18)	Mourning (14)	Robinson (27)
64	3/16	105-108	PHX	L	39-25	23,698	L3	Johnson (21)	Mourning (12)	Barkley (29)
65	3/19	108-104	UTA	W	40-25	23,698	W1	Mourning (31)	Johnson (8)	Malone (26)
66	3/21	78-69	@NYK	W	41-25	19,763	W2	Johnson (21)	Mourning (15)	Ewing (35)
67	3/23	93-105	ORL	L	41-26	16,101	L1	Mourning (35)	Johnson (7)	O'Neal (34)
68	3/25	105-97	CLE	W	42-26	23,698	W1	Mourning (23)	Mourning (13)	Miller (25)
69	3/29	81-99	@PHI	L	42-27	11,856	L1	Johnson (22)	Mourning (6)	Weatherspoon (28)
70	3/30	107-125	DAL	L	42-28	23,698	L2	Hawkins (31)	Mourning/Hawkins (9)	Jones/Tarpley (22)
71	4/2	105-92	@MIA	W	43-28	14,289	W1	Hawkins/Mourning (22)	Gattison/Johnson (7)	Rice (30)
72	4/5	84-66	PHI	W	44-28	23,698	W2	Mourning (16)	Mourning (11)	Bradley (21)
73	4/7	98-93	@WAS	W	45-28	18,756	W3	Mourning (25)	Johnson (11)	Webber/Cheaney (23)
74	4/9	68-97	@IND	L	45-29	16,661	L1	Johnson (24)	Mourning (12)	Smiths (18)
75	4/10	119-95	BOS	W	46-29	23,698	W1	Mourning (25)	Mourning (11)	Brown (20)
76	4/12	105-77	NJN	W	47-29	23,698	W2	Mourning (25)	Johnson (8)	Gilliam (20)
77	4/14	94-86	@DET	W	48-29	21,454	W3	Mourning (23)	Mourning (15)	Houston (21)
78	4/16	93-94	ATL	L	48-30	23,698	L1	Mourning (21)	Mourning/Johnson (8)	Blaylock (24)
79	4/17	101-90	@PHI	W	49-30	12,805	W1	Sutton (16)	Mourning/Johnson/Parish (7)	Wright (22)
80	4/20	86-91	NYK	L	49-31	23,698	L1	Johnson/Mourning (10)	Johnson/Mourning (10)	Starks (18)
81	4/22	100-116	@CHI	L	49-32	23,544	L2	Johnson (29)	Johnson/Parish (8)	Jordan/Kukoc (19)
82	4/23	97-72	CLE	W	50-32	23,698	W1	Mourning (26)	Mourning (12)	Phils (13)

\* Denotes Number of Overtime Periods

# HISTORY



## 1993-94 FINAL ROSTER

RECORD: 41-41 HOME: 28-13 ROAD: 13-28 OVERTIME: 3-3 EASTERN: 29-27 WESTERN: 12-14

NO.	PLAYER	POS.	HT.	WT.	BIRTHDATE	PRIOR TO NBA/FROM	YRS
25	Tony Bennett	G	6-0	179	6/1/69	Wisconsin-Green Bay	1
1	Tyrone Bogues	G	5-3	144	1/9/65	Wake Forest	6
40	Frank Brickowski	F/C	6-9	248	8/14/59	Penn State	9
24	Scott Burrell	F	6-7	218	1/12/71	Connecticut	R
30	Dell Curry	G	6-5	210	6/25/64	Virginia Tech	7
43	LeRon Ellis	C	6-10	240	4/28/69	Syracuse	1
44	Kenny Gattison	F/C	6-8	255	5/23/64	Old Dominion	7
32	Hersey Hawkins	G	6-3	190	9/29/66	Bradley	5
8	Eddie Johnson	F	6-7	215	5/1/59	Illinois	12
2	Larry Johnson	F	6-7	257	3/14/69	UNLV	2
33	Alonzo Mourning	C	6-10	244	2/8/70	Georgetown	1
20	Rumeal Robinson	G	6-2	195	11/13/66	Michigan	3
55	David Wingate	G/F	6-5	190	12/15/63	Georgetown	7

**HEAD COACH:** Allan Bristow (Virginia Tech)

**ASSISTANT COACHES:** Bill Hanzlik (Notre Dame), T.R. Dunn (Alabama)

**ATHLETIC TRAINER:** Terry Kofler (Xavier)

PLAYER	G	GS	MIN	FG	FGA	PCT	3FG	FGA	PCT	FT	FTA	PCT	OFF	DEF	TOT	AST	PFDQ	STL	TO	BLK	PTS	AVG	
Mourning	60	59	2018	427	845	.505	0	2	.000	433	568	.762	177	433	610	86	207	3	27	199	188	1287	21.5
Johnson	51	51	1757	346	672	.515	5	21	.238	137	197	.695	143	305	448	184	131	0	29	116	14	834	16.4
Curry	82	0	2173	533	1171	.455	152	378	.402	117	134	.873	71	191	262	221	161	0	98	120	27	1335	16.3
Hawkins	82	82	2648	395	859	.460	78	235	.332	312	362	.862	89	288	377	216	167	2	135	158	22	1180	14.4
Newman	18	18	429	91	174	.523	4	16	.250	48	59	.814	21	37	58	29	44	1	18	28	5	234	13.0
Johnson	73	27	1460	339	738	.459	59	150	.393	99	127	.780	80	144	224	125	143	2	36	84	8	836	11.5
Bogues	77	77	2746	354	751	.471	2	12	.167	125	155	.806	78	235	313	780	147	1	133	171	2	835	10.8
Conlon	16	8	378	66	109	.606	0	1	.000	31	38	.816	34	55	89	28	36	1	5	23	7	163	10.2
Brickowski (CHA)	28	6	653	117	233	.502	1	2	.500	47	63	.746	32	93	125	57	77	3	28	56	11	282	10.1
Gattison	77	18	1644	233	445	.524	0	0	--	126	195	.646	105	253	358	95	229	3	59	79	46	592	7.7
Wingate	50	36	1005	136	283	.481	4	12	.333	34	51	.667	30	104	134	104	85	0	42	53	6	310	6.2
Burrell	51	16	767	98	234	.419	2	6	.333	46	70	.657	46	86	132	62	88	0	37	45	16	244	4.8
Ellis	50	1	680	88	182	.484	0	0	--	45	68	.662	70	118	188	24	83	1	17	21	25	221	4.4
Grninski	21	6	255	31	79	.392	0	0	--	11	14	.786	19	40	59	11	20	0	13	11	13	73	3.5
Bennett	74	5	983	105	263	.399	27	75	.360	11	15	.733	16	74	90	163	84	0	39	40	1	248	3.4
Kempton	9	0	103	9	26	.346	0	0	--	7	10	.700	6	8	14	6	25	0	4	4	1	25	2.8
Robinson (CHA)	14	0	95	13	33	.394	1	5	.200	3	9	.333	2	6	8	18	15	0	3	18	0	30	2.1
Henson	3	0	17	1	2	.500	1	1	1.000	0	0	--	0	1	1	5	3	0	1	0	3	1.0	
Williams	1	0	19	0	1	0	0	0	--	0	0	--	0	4	4	0	2	0	1	1	2	0	0.0
CHARLOTTE	82	--	19830	3382	7100	.476	336	916	.367	1632	2135	.764	1019	2475	3494	2214	1747	17	724	1266	394	8732	106.5
OPPONENTS	82	--	19830	3463	7359	.471	317	916	.346	1507	2036	.74	1217	2467	3684	2116	1761	12	629	1260	430	8750	106.7

G	DATE	SCORE	OPP	W/L	RECORD	ATTEN.	STREAK	CHARLOTTE HIGH SCORER	CHARLOTTE HIGH REBOUNDER	OPPONENT HIGH SCORER
1	11/5	*123-124	CHI	L	0-1	23,698	L1	Newman(27)	L. Johnson/Mourning(10)	Armstrong(28)
2	11/6	120-103	@MIL	W	1-1	18,633	W1	Newman(25)	Mourning(9)	Norman(28)
3	11/9	108-113	@CLE	L	1-2	18,134	L1	Mourning(24)	Mourning(12)	Price/Battle(24)
4	11/11	120-87	ORL	W	2-2	23,698	W1	Curry(22)	Mourning(10)	O'Neal(19)
5	11/12	110-107	@BOS	W	3-2	14,890	W2	Mourning(23)	Mourning(12)	Radja(21)
6	11/15	102-93	@IND	W	4-2	11,896	W3	Mourning(21)	L. Johnson(14)	Richardson(18)
7	11/17	130-113	SAC	W	5-2	23,698	W4	L. Johnson(23)	L. Johnson/Mourning(8)	Richmond(26)
8	11/19	127-111	WAS	W	6-2	23,698	W5	Mourning(26)	Mourning(12)	Chapman(37)
9	11/20	91-96	@ATL	L	6-3	16,268	L1	Mourning(28)	L. Johnson(14)	Wilkins(32)
10	11/23	98-118	@WAS	L	6-4	18,756	L2	Newman(24)	Mourning(12)	Maclean(24)
11	11/24	141-124	LAL	W	7-4	23,698	W1	L. Johnson(28)	L. Johnson(22)	Peeler(21)
12	11/26	110-99	MIL	W	8-4	23,698	W2	L. Johnson(28)	Mourning(13)	Avent(19)
13	11/27	100-114	@MIA	L	8-5	15,200	L1	L. Johnson/Mourning/Curry(16)	Mourning(10)	Rice(29)
14	12/1	88-92	SAS	L	8-6	23,698	L2	Curry(25)	L. Johnson(14)	Robinson(31)
15	12/3	94-102	@DEN	L	8-7	17,171	L3	Mourning(36)	Mourning(10)	Abdul-Rauf(25)
16	12/4	108-122	@HOU	L	8-8	19,911	L4	Mourning(36)	Ellis(10)	K. Malone(35)
17	12/7	102-121	@UTA	L	8-9	16,611	L5	Hawkins(24)	L. Johnson(8)	Thorpe(40)
18	12/9	95-93	CLE	W	9-9	23,698	W1	L. Johnson(26)	L. Johnson(16)	Price(28)
19	12/11	105-99	NJN	W	10-9	23,698	W2	Hawkins(26)	L. Johnson/Mourning(12)	Coleman/Edwards(22)
20	12/14	101-85	MIN	W	11-9	23,698	W3	Curry(26)	Mourning(10)	Williams(22)
21	12/16	95-111	@NJN	L	11-10	14,102	L1	Mourning(24)	Mourning(13)	Morris(19)
22	12/17	99-96	@DEN	W	12-10	23,698	W1	Mourning(26)	L. Johnson(7)	Stith(19)
23	12/20	97-109	@CHI	L	12-11	18,676	L1	L. Johnson(28)	Mourning(8)	Pippen(22)
24	12/21	108-97	@DET	W	13-11	21,454	W1	Curry/Hawkins(20)	L. Johnson/Mourning/Hawkins(9)	Hunter(20)
25	12/23	118-100	BOS	W	14-11	23,698	W2	Mourning(30)	Mourning(18)	Gamble(22)
26	12/27	109-94	DET	W	15-11	23,698	W3	Mourning(30)	L. Johnson(20)	Mills(26)
27	12/28	*115-127	@CLE	L	15-12	20,273	L1	Mourning(24)	Mourning/Gattison(8)	Wilkins(29)
28	12/30	115-95	CHI	W	16-12	23,698	W1	Curry(28)	Hawkins(12)	Pippen(23)
29	1/2	*124-123	@NYK	W	17-12	19,765	W2	E. Johnson(32)	Hawkins(9)	Starks(31)
30	1/4	94-133	@ATL	L	17-13	12,071	L1	Burrell(16)	Ellis(7)	Wilkins(25)
31	1/6	110-116	POR	L	17-14	23,698	L2	Hawkins(32)	Gattison(11)	Robinson(29)
32	1/8	102-99	NYK	W	18-14	23,698	W1	Curry(30)	Grimoni(10)	Ewing(30)
33	1/11	95-93	@PHX	W	19-14	19,023	W2	Curry(23)	Ellis(9)	Green(18)
34	1/13	104-115	@SAC	L	19-15	17,317	L1	Mourning(18)	Mourning(14)	Tisdale(22)
35	1/14	130-122	@LAL	W	20-15	16,011	W1	Hawkins(24)	Mourning(17)	Van Exel(29)
36	1/16	101-106	@POR	L	20-16	12,888	L1	Hawkins(30)	Bogues/Mourning(7)	Robinson(20)
37	1/19	115-103	PHI	W	21-16	23,698	W1	Mourning(27)	Mourning(10)	Weatherspoon(25)
38	1/21	110-113	@MIL	L	21-17	17,764	L1	E. Johnson(29)	Gattison/Mourning/E. Johnson(7)	Baker/Brickowski/Murdoc(20)
39	1/22	91-80	@MIL	W	22-17	23,698	W1	Curry(21)	Gattison/Ellis(9)	Baker(19)
40	1/25	98-119	@MIA	L	22-18	15,200	L1	E. Johnson(20)	Mourning(15)	Siekaly(36)
41	1/26	120-145	ORL	L	22-19	23,698	L2	E. Johnson(29)	Ellis(7)	O'Neal(36)
42	1/28	105-117	ATL	L	22-20	23,698	L3	E. Johnson/Bogues(21)	Ellis(10)	Wilkins(27)
43	2/2	112-124	IND	L	22-21	23,698	L4	E. Johnson(32)	Hawkins(6)	Miller(25)
44	2/4	118-124	MIA	L	22-22	23,698	L5	E. Johnson(26)	Wingate(7)	Smith(26)
45	2/5	102-111	@IND	L	22-23	16,586	L6	E. Johnson(28)	Gattison(8)	Smits(24)
46	2/7	117-125	@PHI	L	22-24	17,675	L7	Hawkins(31)	Wingate(13)	Hornacek(36)
47	2/9	116-126	GSW	L	22-25	23,698	L8	Hawkins(41)	Hawkins(14)	Sprewell(34)
48	2/16	102-97	HOU	W	23-25	23,698	W1	Hawkins(25)	Hawkins(14)	Olaajun(30)
49	2/18	99-106	MIL	L	23-26	23,698	L1	Hawkins(28)	Conlon(10)	Norman(25)
50	2/20	*101-105	CLE	L	23-27	23,698	L2	Curry(23)	Hawkins/Gattison(7)	Phills(23)
51	2/21	93-118	@CHI	L	23-28	18,676	L3	Conlon/Hawkins(16)	Conlon(8)	Pippen(30)
52	2/24	110-115	DAL	L	23-29	23,698	L4	E. Johnson(23)	E. Johnson(10)	Mashburn(37)
53	2/27	103-114	@ORL	L	23-30	15,291	L5	Curry(26)	Hawkins(8)	O'Neal(21)
54	3/1	96-112	@SEA	L	23-31	14,813	L6	Hawkins(26)	Brickowski(9)	Gill(21)
55	3/2	109-118	@LAC	L	23-32	10,262	L7	Brickowski(26)	Conlon(13)	Wilkins(33)
56	3/5	112-129	@GSW	L	23-33	15,025	L8	Curry(21)	Hawkins(12)	Sprewell(21)
57	3/8	97-89	PHX	W	24-33	23,698	W1	Curry/Mourning(24)	Mourning(15)	Green(20)
58	3/11	97-91	@MIN	W	25-33	18,575	W2	Bogues/Mourning(20)	Mourning(15)	Person(23)
59	3/12	92-117	@NJN	L	25-34	20,049	L1	Mourning/E. Johnson(17)	Mourning(10)	Newman(21)
60	3/14	*107-101	BOS	W	26-34	23,698	W1	Mourning(26)	Mourning(11)	Radja(20)
61	3/16	92-79	ATL	W	27-34	23,698	W2	Mourning(21)	Hawkins/Brickowski(7)	Ferrell(15)
62	3/18	82-78	UTA	W	28-34	23,698	W3	Mourning(20)	Mourning(11)	Malone(21)
63	3/19	115-124	SEA	L	28-35	23,698	L1	Bogues(20)	Brickowski(11)	Payton(32)
64	3/22	125-91	PHI	W	29-35	23,698	W1	Mourning(19)	Mourning/Curry(24)	J. Malone(16)
65	3/23	92-100	@ATL	L	29-36	13,134	L1	Mourning(25)	Mourning(15)	Willis(32)
66	3/25	106-92	@DET	W	30-36	21,454	W1	L. Johnson/Brickowski/Bogues(18)	Mourning/Bogues(10)	Thomas(19)
67	3/26	121-109	LAC	W	31-36	23,698	W2	Mourning(26)	L. Johnson(9)	Wilkins(28)
68	3/29	95-106	@NYK	L	31-37	19,763	L1	Mourning(28)	Mourning(9)	Oakley(22)
69	4/1	106-104	@DAL	W	32-37	15,307	W1	Mourning(25)	Mourning(13)	Jackson/Rooks(19)
70	4/2	111-117	@SAS	L	32-38	20,640	L1	Mourning(27)	Mourning(13)	Robinson(24)
71	4/5	99-105	@CLE	L	32-39	20,273	L2	Curry(22)	L. Johnson(10)	Williams(23)
72	4/6	129-90	IND	W	33-39	23,698	W1	Mourning(23)	Mourning(11)	Miller(17)
73	4/8	99-78	PHI	W	34-39	23,698	W2	Mourning(19)	L. Johnson(10)	Coleman(19)
74	4/9	*127-122	@NJN	W	35-39	17,515	W3	L. Johnson(20)	L. Johnson(9)	Weatherspoon/Malone(24)
75	4/11	99-97	MIA	W	36-39	23,698	W4	Curry(21)	Mourning(10)	Salley(21)
76	4/14	112-108	@ORL	W	37-39	15,291	W5	L. Johnson(31)	Mourning(19)	O'Neal(37)
77	4/15	85-99	CHI	L	37-40	23,698	L1	Curry(20)	L. Johnson(8)	Pippen(24)
78	4/17	107-91	NYK	W	38-40	23,698	W1	L. Johnson(22)	L. Johnson(12)	Ewing(20)
79	4/20	117-111	WAS	W	39-40	23,698	W2	Mourning(25)	Mourning(12)	Gugliotta(27)
80	4/21	95-89	@BOS	W	40-40	14,890	W3	Mourning(21)	L. Johnson(13)	Gamble(17)
81	4/23	108-103	DET	W	41-40	23,698	W4	Mourning(39)	Mourning(12)	Houston(31)
82	4/24	99-117	@WAS	L	41-41	18,756	L1	Mourning(18)	Mourning(13)	Gugliotta(31)

\* Denotes Number of Overtime Periods

# THE MEN OF TEAL



## 1992-93 FINAL ROSTER

RECORD: 44-38 HOME: 22-19 ROAD: 22-19 OVERTIME: 3-0 EASTERN: 29-27 WESTERN: 14-10

NO.	PLAYER	POS.	HT.	WT.	BIRTHDATE	PRIOR TO NBA/FROM	YRS
25	Tony Bennett	G	6-0	175	6/1/69	Wisconsin-Green Bay	R
1	Tyrone Bogues	G	5-3	144	1/9/65	Wake Forest	5
30	Dell Curry	G	6-5	205	6/25/64	Virginia Tech	6
44	Kenny Gattison	F/C	6-8	256	5/23/64	Old Dominion	6
13	Kendall Gill	G	6-5	214	5/25/68	Illinois	2
42	Mike Gminski	C	6-11	260	8/3/59	Duke	12
21	Sidney Green	F	6-9	250	1/4/61	UNLV	9
2	Larry Johnson	F	6-7	250	3/14/69	UNLV	1
9	Kevin Lynch	G/F	6-5	200	12/24/68	Minnesota	1
33	Alonzo Mourning	C	6-10	240	2/8/70	Georgetown	R
22	Johnny Newman	F	6-7	203	11/28/63	Richmond	6
55	David Wingate	G/F	6-5	185	12/15/63	Georgetown	6

HEAD COACH: Allan Bristow (Virginia Tech)

ASSISTANT COACHES: Bill Hanzlik (Notre Dame), T.R. Dunn (Alabama)

HEAD ATHLETIC TRAINER: Terry Kofler (Xavier)

PLAYER	G	GS	MIN	FG	FGA	PCT	3FG	FGA	PCT	FT	FTA	PCT	OFF	DEF	TOT	AST	PF	DQ	SLT	TO	BLK	PTS	AVG
Johnson	82	82	3323	728	1385	.526	18	71	.254	336	438	.767	281	583	864	353	187	0	53	227	27	1810	22.1
Mourning	78	78	2644	572	1119	.511	0	3	.000	495	634	.781	263	542	805	76	286	6	27	236	271	1639	21.0
Gill	69	67	2430	463	1032	.449	17	62	.274	224	290	.772	120	220	340	268	191	2	98	174	36	1167	16.9
Curry	80	0	2094	498	1102	.452	95	237	.401	136	157	.866	51	235	286	180	150	1	87	129	23	1227	15.3
Newman	64	27	1471	279	534	.522	12	45	.267	194	240	.808	72	71	143	117	154	1	45	90	19	764	11.9
Bogues	81	80	2833	331	730	.453	6	26	.231	140	168	.833	51	247	298	711	179	0	161	154	5	808	10.0
Reid	17	1	295	42	98	.429	0	1	.000	43	58	.741	20	50	70	24	49	1	11	24	5	127	7.5
Gattison	75	5	1475	203	384	.529	0	3	.000	102	169	.604	108	245	353	68	237	3	48	64	55	508	6.8
Wingate	72	55	1471	180	336	.536	1	6	.167	79	107	.738	49	125	174	183	135	1	66	89	9	440	6.1
Bennett	75	2	857	110	260	.423	26	80	.325	30	41	.732	12	51	63	136	110	0	30	50	0	276	3.7
Gminski	34	0	251	42	83	.506	0	0	--	9	10	.900	34	51	85	7	28	0	1	11	9	93	2.7
Hammonds	19	5	142	19	45	.422	0	0	--	5	8	.625	5	26	31	8	20	0	0	3	4	43	2.3
Lynch	40	8	324	30	59	.508	0	1	.000	26	38	.684	12	23	35	25	44	0	11	24	6	86	2.2
Cree (CHA)	24	0	127	14	40	.350	0	2	.000	12	16	.750	14	33	47	5	16	0	1	8	2	40	1.7
Williams	2	0	18	1	3	.333	0	0	--	0	0	--	3	6	9	0	4	0	0	2	2	2	1.0
CHARLOTTE	82	--	19755	3512	7210	.487	175	537	.326	1831	2374	.771	1095	2508	3603	2161	1790	15	639	1325	473	9030	110.1
OPPONENTS	82	--	19755	3634	7698	.472	234	753	.311	1548	2080	.744	1350	2403	3753	2277	1923	26	599	1245	438	9050	110.4



G	DATE	SCORE	OPP	W/L	RECORD	ATTEN.	STREAK	CHARLOTTE HIGH SCORER	CHARLOTTE		OPPONENT HIGH SCORER
									HIGH SCORER	REBOUNDER	
1	11/6	126-119	WAS	W	1-0	23,698	W1	Johnson (29)	Johnson/Gattison (13)	Chapman (25)	
2	11/8	107-127	@ORL	L	1-1	16,009	L1	Newman (24)	Johnson (9)	Daugherty (25)	
3	11/10	112-108	@CLE	W	2-1	15,151	W1	Newman (23)	Johnson (9)	O'Neal (35)	
4	11/11	99-109	BOS	L	2-2	23,698	L1	Newman (24)	Johnson (15)	McDaniel (25)	
5	11/13	109-110	@IND	L	2-3	13,209	L2	Gill (19)	Johnson (15)	Schrempf (23)	
6	11/14	95-104	MIA	L	2-4	23,698	L3	Gill (25)	Johnson (7)	Seikaly (27)	
7	11/17	134-11	DAL	W	3-4	23,698	W1	Johnson (21)	Mourning (14)	Smith (17)	
8	11/20	*117-110	GSW	W	4-4	23,698	W2	Mourning (34)	Mourning (14)	Mullin (46)	
9	11/21	123-111	@MIA	W	5-4	15,008	W3	Curry (27)	Mourning (10)	Rice (32)	
10	11/24	127-119	PHI	W	6-4	23,698	W4	Wingate (23)	Johnson (11)	Hawkins (24)	
11	11/25	101-97	@DET	W	7-4	21,454	W5	Curry (26)	Reid (10)	Class (20)	
12	11/27	102-111	@BOS	L	7-5	14,890	L1	Curry (20)	Mourning (12)	McDaniel (25)	
13	11/28	122-134	IND	L	7-6	23,698	L2	Mourning (30)	Johnson (11)	Miller (57)	
14	12/1	90-109	@PHX	L	7-7	23,698	L3	Johnson (27)	Johnson (11)	Ceballos (20)	
15	12/2	111-110	@GSW	W	8-7	15,025	W1	Johnson (36)	Johnson (14)	Mullin (26)	
16	12/4	112-111	@SAC	W	9-7	17,317	W2	Johnson (27)	Johnson (7)	Richmond (27)	
17	12/5	109-119	@LAC	L	9-8	11,830	L1	Johnson (12)	Johnson (12)	Harper (36)	
18	12/9	101-110	PHX	L	9-9	23,698	L2	Johnson (29)	Johnson (12)	Barkley (23)	
19	12/10	*110-103	@NYK	W	10-9	19,763	W1	Johnson (28)	Johnson (12)	Ewing (28)	
20	12/12	109-100	CHI	W	11-9	23,698	W2	Johnson/Mourning/Gill (20)	Johnson (12)	Williams (21)	
21	12/15	110-125	@DEN	L	11-10	18,088	L1	Curry (26)	Johnson (14)	Pippen (26)	
22	12/16	91-93	UTA	L	11-11	23,698	L2	Johnson (29)	Mourning (13)	K. Malone (21)	
23	12/19	126-117	@WAS	W	12-11	15,912	W1	Johnson (26)	Johnson (13)	Grant (41)	
24	12/22	130-114	@ATL	W	13-11	10,541	W2	Johnson (29)	Gattison (9)	Ferrell (17)	
25	12/23	107-95	DET	W	14-11	23,698	W3	Mourning (27)	Mourning (18)	Thomas (25)	
26	12/28	103-104	NJN	L	14-12	17,314	L1	Mourning/Johnson (27)	Mourning (15)	Morris (26)	
27	12/29	103-114	CHI	L	14-13	23,698	L2	Newman (28)	Johnson (19)	Jordan (28)	
28	1/2	118-117	NJN	W	15-13	23,698	W1	Johnson (32)	Johnson (10)	Petrovic (27)	
29	1/5	103-107	BOS	L	15-14	23,698	L1	Johnson (27)	Mourning (19)	Lewis (22)	
30	1/8	115-101	LAC	W	16-14	23,698	W1	Gill (24)	Mourning (15)	Manning (19)	
31	1/11	132-111	@DAL	W	17-14	13,285	W2	Johnson (24)	Mourning (10)	Rooks (20)	
32	1/14	102-114	@HOU	L	17-15	14,723	L1	Curry (21)	Johnson (12)	Horry (26)	
33	1/16	111-124	@SAS	L	17-16	16,057	L2	Mourning (24)	Johnson (14)	Robinson (52)	
34	1/19	100-102	ATL	L	17-17	23,698	L3	Johnson (32)	Johnson (12)	Wilkins (34)	
35	1/20	91-114	@NYK	L	17-18	19,763	L4	Johnson (19)	Mourning (12)	Ewing (30)	
36	1/22	105-97	@CHI	W	18-18	18,676	W1	Mourning/Curry/Gill (19)	Johnson (19)	Jordan (28)	
37	1/24	105-112	IND	L	18-19	23,698	L1	Mourning (30)	Mourning (13)	Miller (22)	
38	1/27	117-107	SAC	W	19-19	23,698	W1	Mourning (23)	Johnson (15)	Simmons (26)	
39	1/29	108-123	LAL	L	19-20	23,698	L1	Mourning (23)	Johnson (8)	Scott (27)	
40	1/30	*127-121	@WAS	W	20-20	18,756	W1	Curry (33)	Johnson (19)	Grant (29)	
41	2/1	112-100	SEA	W	21-20	23,698	W2	Mourning/Johnson/Gill (19)	Johnson (11)	Pierce (23)	
42	2/3	129-118	@PHI	W	22-20	15,180	W3	Mourning (29)	Mourning (15)	Gilliam (24)	
43	2/5	118-11	MIL	W	23-20	23,698	W4	Johnson (30)	Mourning (12)	Avent/Day (22)	
44	2/9	103-107	CLE	L	23-21	23,698	L1	Johnson (29)	Johnson (14)	Daugherty (28)	
45	2/11	116-107	ORL	W	24-21	23,698	W1	Mourning (27)	Mourning (14)	O'Neal (29)	
46	2/12	116-107	@MIA	W	25-21	15,008	W2	Johnson (30)	Johnson (11)	Rice (21)	
47	2/14	117-107	DET	W	26-21	23,698	W3	Gill (27)	Mourning (13)	Aguire (23)	
48	2/15	122-128	@MIL	L	26-22	18,633	L1	Mourning (29)	Mourning (12)	Brickowski (20)	
49	2/17	116-124	NJN	L	26-23	23,698	L2	Mourning (35)	Johnson/Mourning (9)	Ewing (43)	
50	2/23	104-95	NYK	W	27-23	23,698	W1	Johnson (17)	Mourning (15)	Coleman (18)	
51	2/25	111-104	SAS	W	28-23	23,698	W2	Johnson (28)	Johnson (15)	Daniels (26)	
52	2/26	105-137	@IND	L	28-24	14,782	L1	Johnson (19)	Johnson (10)	Smits (37)	
53	2/28	103-110	@UTA	L	28-25	23,698	L2	Mourning (24)	Johnson (15)	Jackson (28)	
54	3/1	110-107	@DEN	W	29-25	19,911	W1	Johnson (28)	Mourning (22)	K. Malone (32)	
55	3/4	112-138	@SEA	L	29-26	14,789	L1	Johnson (24)	Johnson (11)	E. Johnson (22)	
56	3/5	94-92	@POR	W	30-26	12,888	W1	Johnson (28)	Mourning (17)	Robinson (29)	
57	3/7	105-101	@LAL	W	31-26	16,989	W2	Mourning (27)	Johnson/Mourning (11)	Worthy (25)	
58	3/9	124-104	WAS	W	32-26	23,698	W3	Johnson (25)	Johnson (13)	Johnson (19)	
59	3/11	99-118	@CLE	L	32-27	19,354	L1	Johnson (21)	Johnson/Mourning (11)	Daugherty (25)	
60	3/12	108-123	@CHI	L	32-28	18,871	L2	Mourning (25)	Mourning (8)	Jordan (52)	
61	3/14	96-93	@BOS	W	33-28	14,890	W1	Mourning (25)	Johnson (16)	Parish (21)	
62	3/16	107-122	ATL	L	33-29	23,698	L1	Johnson/Mourning (23)	Mourning (13)	Wilkins (38)	
63	3/18	113-85	MIN	W	34-29	23,698	W1	Mourning (23)	Johnson (12)	Laettner/West/Vetra (17)	
64	3/19	108-112	@IND	L	34-30	16,530	L1	Mourning (37)	Johnson (10)	Miller (28)	
65	3/21	99-95	@MIN	W	35-30	19,006	W1	Mourning (24)	Mourning (14)	Laettner (27)	
66	3/23	103-111	HOU	L	35-31	23,698	L1	Gill (21)	Johnson (15)	Olajuwon (31)	
67	3/24	116-118	@NJN	L	35-32	18,733	L2	Mourning (28)	Johnson (8)	Coleman (35)	
68	3/26	107-155	@DET	L	35-33	21,454	L3	Mourning (23)	Mourning (13)	Thomas (40)	
69	3/28	114-121	POR	L	35-34	23,698	L4	Johnson (27)	Johnson (12)	Drexler (25)	
70	3/30	89-116	MIA	L	35-35	23,698	L5	Mourning (22)	Mourning (15)	Seikaly (20)	
71	4/1	102-93	@ORL	W	36-35	15,151	W1	Mourning (30)	Johnson (15)	Skiles (23)	
72	4/2	114-113	CLE	W	37-35	23,698	W2	Johnson (26)	Johnson (16)	Daugherty (30)	
73	4/7	96-109	ORL	L	37-36	23,698	L1	Mourning (21)	Mourning (8)	O'Neal (29)	
74	4/9	122-113	@PHI	W	38-36	15,233	W1	Johnson/Mourning (14)	Johnson/Mourning (14)	Weatherspoon (27)	
75	4/10	105-118	ATL	L	38-37	23,698	L1	Mourning (26)	Johnson/Gill (7)	Wilkins/Willis (32)	
76	4/12	120-101	PHI	W	39-37	23,698	W1	Johnson (34)	Johnson (14)	Dawkins (23)	
77	4/14	107-111	NYK	L	39-38	23,698	L1	Mourning (27)	Mourning (11)	Ewing (39)	
78	4/16	127-93	DET	W	40-38	23,698	W1	Mourning (36)	Mourning (22)	Dumars (24)	
79	4/17	110-107	@ATL	W	41-38	16,510	W2	Johnson (23)	Mourning (12)	Wilkins (41)	
80	4/21	119-111	MIL	W	42-38	23,698	W3	Newman (30)	Mourning (18)	Brickowski (21)	
81	4/23	104-103	CHI	W	43-38	23,698	W4	Johnson (31)	Johnson (14)	Jordan (38)	
82	4/24	108-106	@MIL	W	44-38	18,633	W5	Mourning (27)	Johnson (10)	Day (24)	

\* Denotes Number of Overtime Periods

# HISTORY



## 1991-92 FINAL ROSTER

RECORD: 31-51 HOME: 22-19 ROAD: 9-32 OVERTIME: 2-3 EASTERN: 21-35 WESTERN: 10-16

NO.	PLAYER	POS.	HT.	WT.	BIRTHDATE	PRIOR TO NBA/FROM	YRS
1	Tyrone Bogues	G	5-3	144	1/9/65	Wake Forest	4
30	Dell Curry	G	6-5	205	6/25/64	Virginia Tech	5
24	Anthony Frederick	F	6-7	222	12/7/64	Pepperdine	2
33	Kenny Gattison	F/C	6-8	256	5/23/64	Old Dominion	5
13	Kendall Gill	G	6-5	214	5/25/68	Illinois	1
42	Mike Gminski	C	6-11	260	8/3/59	Duke	11
12	Tom Hammonds	F	6-9	225	3/27/67	Georgia Tech	2
2	Larry Johnson	F	6-7	250	3/14/69	UNLV	R
45	Eric Leckner	C	6-11	275	5/27/66	Wyoming	3
9	Kevin Lynch	G/F	6-5	200	12/24/68	Minnesota	R
22	Johnny Newman	F	6-7	203	11/28/63	Richmond	5
21	Elliot Perry	G	6-0	160	3/28/69	Memphis State	R
34	J.R. Reid	F/C	6-9	265	3/31/68	North Carolina	2

**HEAD COACH:** Allan Bristow (Virginia Tech)

**ASSISTANT COACHES:** Bill Hanzlik (Notre Dame), T.R. Dunn (Alabama), Mike Pratt (Kentucky)


**ATHLETIC TRAINER:** Terry Kofler (Xavier)

PLAYER	G	GS	MIN	FG	FGA	PCT	3FG	FGA	PCT	FT	FTA	PCT	OFF	DEF	TOT	AST	PF	DQ	STL	TO	BLK	PTS	AVG
Gill	79	79	2906	666	1427	.467	6	25	.240	284	381	.745	165	237	402	329	237	1	154	180	46	1622	20.5
Johnson	82	77	3047	616	1258	.490	5	22	.227	339	409	.829	323	576	899	292	225	3	81	160	51	1576	19.2
Curry	77	0	2020	504	1038	.486	74	183	.404	127	152	.836	57	202	259	177	156	1	93	134	20	1209	15.7
Newman	55	55	1651	295	618	.477	13	46	.283	236	308	.766	71	108	179	146	181	4	70	129	14	839	15.3
Gattison	82	71	2223	423	799	.529	0	2	.000	196	285	.688	177	403	580	131	273	4	59	140	69	1042	12.7
Chapman	21	11	545	108	240	.450	8	27	.296	36	53	.679	9	45	54	86	47	0	14	42	8	260	12.4
Reid	51	7	1257	213	435	.490	0	3	.000	134	190	.705	96	221	317	81	159	0	49	84	23	560	11.0
Bogues	82	69	2790	317	671	.472	2	27	.074	94	120	.783	58	177	235	743	156	0	170	156	6	730	8.9
Frederick	66	26	852	161	370	.435	4	17	.235	63	92	.685	75	69	144	71	91	0	40	58	26	389	5.9
Gminski	35	10	499	90	199	.452	1	3	.333	21	28	.750	37	81	118	31	37	0	11	20	16	202	5.8
Lynch	55	3	819	93	223	.417	3	8	.375	35	46	.761	30	55	85	83	107	0	37	44	9	224	4.1
Leckner	59	2	716	79	154	.513	0	1	.000	38	51	.745	49	157	206	31	114	1	9	39	18	196	3.3
Grandison	3	0	25	2	4	.500	0	0	--	6	10	.600	3	8	11	1	4	0	1	3	1	10	3.3
Ansley (CHA)	2	0	13	3	7	.429	0	0	--	0	0	--	0	2	2	0	1	0	0	0	0	6	3.0
Perry (CHA)	40	0	371	43	114	.377	1	5	.200	26	39	.667	12	20	32	64	26	0	25	37	2	113	2.8
Massenburg	3	0	13	0	3	.000	0	0	--	1	2	.500	1	3	4	0	2	0	1	4	0	1	0.3
Grant	13	0	57	0	8	.000	0	0	--	1	2	.500	1	3	4	18	3	0	8	5	0	1	0.1
Hunter	1	0	1	0	0	.000	0	0	--	0	0	.000	0	0	0	0	0	0	0	0	0	0	0.0
CHARLOTTE	82	--	19805	3613	7568	.477	117	369	.317	1637	2168	.755	1164	2367	3531	2284	1819	14	822	1273	309	8980	109.5
OPPONENTS	82	--	19805	3717	7495	.496	205	632	.324	1661	2241	.741	1253	2581	3834	2366	1750	8	621	1392	524	9300	113.4

G	DATE	SCORE	OPP	W/L	RECORD	ATTEN.	STREAK	CHARLOTTE HIGH SCORER	CHARLOTTE HIGH REBOUNDER	OPPONENT HIGH SCORER
1	11/1	108-111	@BOS	L	0-1	14,890	L1	Curry (21)	Gattison (18)	Bird (23)
2	11/2	108-116	@NET	L	0-2	23,698	L2	Curry (21)	Johnson (18)	Bowie (27)
3	11/5	93-117	@DUN	L	0-3	21,454	L3	Gattison/Gill (15)	Reid/Criminski/Johnson (6)	Aguirre (22)
4	11/6	114-104	ATL	W	1-3	23,698	W1	Gill (30)	Johnson (9)	Wilkins (21)
5	11/8	*125-122	MIL	L	1-4	23,698	L1	Curry (29)	Reid (10)	Malone (23)
6	11/9	113-118	NYK	L	1-5	16,362	L2	Newman (23)	Johnson (8)	Wilkins (28)
7	11/12	100-118	@ATK	L	1-6	9,131	L3	Johnson (19)	Johnson (14)	Wilkins (25)
8	11/13	95-117	@CHI	L	1-7	23,698	L4	Curry (21)	Johnson (15)	Jordan (35)
9	11/15	105-120	@MIA	L	1-8	15,008	L5	Frederick (20)	Johnson (15)	Rice (33)
10	11/16	118-109	BOS	W	2-8	23,698	W1	Johnson (27)	Johnson (15)	Lewis (26)
11	11/19	104-127	@MIL	L	2-9	14,182	L1	Gattison (21)	Johnson (14)	Malone (23)
12	11/20	109-108	CLE	W	3-9	23,698	W1	Curry (29)	Gill (10)	Ehlo (21)
13	11/22	112-110	IND	W	4-9	23,698	W2	Johnson (25)	Johnson (15)	Fleming (28)
14	11/26	97-103	@DEN	L	4-10	8,721	L1	Johnson (25)	Johnson (16)	Williams (22)
15	11/27	107-113	@UTA	L	4-11	18,700	L2	Chapman (27)	Johnson (12)	Malone (31)
16	11/29	111-131	@PHX	L	4-12	14,496	L3	Gill (23)	Johnson (10)	Majerle (37)
17	11/30	112-130	@LAC	L	4-13	9,560	L4	Gill (24)	Johnson (16)	Rivers (23)
18	12/2	97-99	NYK	L	4-14	23,698	L5	Johnson (20)	Johnson (15)	Ewing (23)
19	12/4	124-106	LAL	W	5-14	23,698	W1	Curry (27)	Johnson/Gattison (10)	Worthy (28)
20	12/6	96-114	@CHI	L	5-15	18,237	L1	Gill (18)	Johnson (9)	Jordan (19)
21	12/7	109-95	@ORL	W	6-15	15,151	W1	Newman (30)	Johnson (12)	Sikes (25)
22	12/11	103-106	DAL	L	6-16	23,698	L1	Johnson (24)	Gattison (18)	Harper (35)
23	12/13	108-112	MIA	L	6-17	23,698	L2	Johnson (25)	Johnson (11)	Seikaly (28)
24	12/14	109-102	@NUN	W	7-17	8,602	W1	Johnson/Gill (24)	Johnson (15)	Coleman (21)
25	12/17	102-122	UTA	L	7-18	23,698	L1	Gattison (19)	Johnson (17)	J. Malone (34)
26	12/18	97-117	@DET	L	7-19	21,454	L2	Nemanjic/Gill (14)	Johnson (9)	Lairbeer (26)
27	12/20	95-99	HOU	L	7-20	23,698	L3	Johnson (28)	Johnson (15)	Smith (23)
28	12/21	111-120	@CLE	L	7-21	14,667	L4	Gill (25)	Gattison (8)	Daugherty (24)
29	12/23	114-106	@PHI	W	8-21	14,596	W1	Gill (31)	Johnson (13)	Barkley (22)
30	12/27	120-136	NUN	L	8-22	23,698	L1	Gill (25)	Johnson (8)	Petrovic (32)
31	12/28	124-129	@WAS	L	8-23	12,054	L2	Johnson (29)	Johnson (13)	Grant (25)
32	1/2	*102-109	LAC	L	8-24	23,698	L3	Gill (23)	Johnson (16)	Hornacek (19)
33	1/6	113-108	PHX	W	9-24	23,698	W1	Johnson (23)	Johnson (13)	Rivers (23)
34	1/9	109-96	SAC	W	10-24	23,698	W2	Gill (26)	Johnson (24)	Richmond (23)
35	1/11	93-115	POR	L	10-25	23,698	L1	Newman (24)	Leckner (22)	Ainge (23)
36	1/14	*117-116	@SEA	W	11-25	9,132	W1	Johnson (24)	Johnson (13)	Pierce (20)
37	1/15	93-95	@LAL	L	11-26	16,736	L1	Gill (24)	Gattison (10)	Worthy (22)
38	1/17	104-120	@POR	L	11-27	12,888	L2	Gill (23)	Johnson (9)	Drexler (25)
39	1/18	113-119	@SAC	L	11-28	17,014	L3	Gill (30)	Gattison (12)	Richmond (24)
40	1/20	119-135	@CSW	L	11-29	15,025	L4	Johnson (26)	Johnson (11)	Mullin (29)
41	1/22	112-115	CHI	L	11-30	23,698	L5	Johnson (31)	Johnson (8)	Jordan (23)
42	1/25	107-105	IND	W	12-30	23,698	W1	Newman (41)	Johnson (9)	Smits (21)
43	1/28	*95-100	DET	L	12-31	23,698	L1	Johnson (19)	Johnson (14)	Dumars (20)
44	1/31	105-122	SEA	L	12-32	23,698	L2	Gill (25)	Johnson (12)	Johnson (30)
45	2/2	100-118	@MIA	L	12-33	15,008	L3	Gill (23)	Johnson (13)	Rice (28)
46	2/4	115-99	WAS	W	13-33	23,698	W1	Newman (19)	Gattison (11)	Ellison (19)
47	2/6	132-113	CSW	W	14-33	23,698	W2	Gill (27)	Johnson (11)	Mullin (25)
48	2/11	113-108	@ATL	W	15-33	9,249	W3	Gill (27)	Johnson (13)	Graham (24)
49	2/13	118-127	@MIL	L	15-34	14,083	L1	Gill (30)	Johnson (13)	Ellis (30)
50	2/16	126-109	MIA	W	16-34	23,698	W1	Johnson (28)	Johnson (13)	Coles (16)
51	2/17	117-128	@IND	L	16-35	10,686	L1	Newman (26)	Johnson (10)	Person (30)
52	2/19	106-104	DEN	W	17-35	23,698	W1	Johnson (34)	Johnson/Gattison (8)	Williams (31)
53	2/21	110-113	@BOS	L	17-36	15,239	L1	Johnson (24)	Gattison (12)	Gamble (25)
54	2/22	130-110	ORL	W	18-36	23,698	W1	Gattison/Curry (24)	Reid (11)	Brickowski (23)
55	2/25	94-82	MIL	W	19-36	23,698	W2	Gattison (23)	Reid (10)	Brickowski/Malone (13)
56	2/27	136-84	PHI	W	20-36	23,698	W3	Frederick (10)	Frederick (10)	Payne (24)
57	2/29	121-119	IND	W	21-36	23,698	W4	Johnson (27)	Gill (12)	Person (34)
58	3/4	119-110	@MIL	W	22-36	13,887	W5	Johnson/Gill (25)	Johnson (9)	Brickowski/Ellis (20)
59	3/7	78-107	@NYK	L	22-37	18,872	L1	Gill (25)	Johnson/Gill (7)	Ewing (20)
60	3/10	105-96	MIN	W	23-37	23,698	W1	Gill (28)	Johnson (23)	West (23)
61	3/11	120-105	@DAL	W	24-37	15,727	W2	Gill (26)	Johnson (18)	Iuzzolino (23)
62	3/13	100-118	@HOU	L	24-38	16,266	L1	Gill (26)	Gattison (12)	K. Smith (26)
63	3/16	117-112	@SAS	W	25-38	16,057	W1	Johnson (27)	Johnson (10)	Robinson (31)
64	3/19	*123-116	@PHI	W	26-38	12,258	W2	Johnson (34)	Johnson (14)	Hawkins (27)
65	3/20	110-112	ATL	L	26-39	23,698	L1	Johnson (28)	Johnson (19)	Graham (31)
66	3/22	113-101	DET	W	27-39	23,698	W1	Johnson (22)	Gattison (6)	Dumars (23)
67	3/23	120-123	@NUN	L	27-40	10,011	L1	Johnson/Gill (24)	Johnson (10)	Coleman (37)
68	3/25	113-108	SAS	W	28-40	23,698	W1	Gill (28)	Reid/Gattison (11)	Cummings (34)
69	3/27	115-121	CLE	L	28-41	23,698	L1	Gill/Curry (29)	Reid (7)	Daugherty (24)
70	3/28	97-113	@WAS	L	28-42	17,522	L2	Johnson (19)	Reid (12)	Eackles (34)
71	3/30	123-112	ORL	W	29-42	23,698	W1	Curry (22)	Johnson (7)	Bowie (27)
72	4/1	94-100	@CHI	L	29-43	18,362	L1	Gill (32)	Johnson (10)	Jordan (31)
73	4/2	96-117	NYK	L	29-44	23,698	L2	Frederick/Gattison (16)	Reid (7)	Ewing (25)
74	4/4	118-109	WAS	W	30-44	23,698	W1	Gattison (23)	Johnson (12)	Eackles (30)
75	4/7	110-135	@ORL	L	30-45	15,151	L1	Newman (22)	Johnson (11)	Higgins (29)
76	4/9	134-141	@CLE	L	30-46	15,265	L2	Gill (29)	Gill (9)	Nance (26)
77	4/10	106-125	@DET	L	30-47	21,454	L3	Gill (25)	Johnson (11)	Dumars (32)
78	4/12	102-128	BOS	L	30-48	23,698	L4	Reid (17)	Leckner (9)	Lewis (35)
79	4/14	96-123	@IND	L	30-49	16,530	L5	Johnson (22)	Johnson (22)	Schrempf (23)
80	4/15	115-107	CLE	W	31-49	23,698	W1	Gill (11)	Gill (11)	Daugherty (16)
81	4/17	112-122	@PHI	L	31-50	23,698	L1	Johnson (25)	Johnson (13)	Gilliam (30)
82	4/19	107-130	@MIN	L	31-51	19,006	L2	Johnson (27)	Johnson (16)	Campbell (23)

\* Denotes Number of Overtime Periods

# HISTORY



## 1990-91 FINAL ROSTER

RECORD: 26-56 HOME: 17-24 ROAD: 9-32 OVERTIME: 2-2 EASTERN: 17-37 WESTERN: 9-19

NO.	PLAYER	POS.	HT.	WT.	BIRTHDATE	PRIOR TO NBA/FROM	YRS
1	Tyrone Bogues	G	5-3	144	1/9/65	Wake Forest	3
3	Rex Chapman	G	6-4	196	10/5/67	Kentucky	2
30	Dell Curry	G	6-5	208	6/25/64	Virginia Tech	4
33	Kenny Gattison	F	6-8	249	5/23/64	Old Dominion	4
13	Kendall Gill	G	6-5	204	5/25/68	Illinois	R
42	Mike Gminski	C	6-11	255	8/3/59	Duke	10
4	Scott Haffner	G	6-3	180	2/2/66	Evansville	1
31	Randolph Keys	F	6-7	215	4/19/66	Southern Mississippi	2
45	Eric Leckner	C	6-11	265	5/27/66	Wyoming	2
22	Johnny Newman	F	6-7	197	11/28/63	Richmond	4
34	J.R. Reid	F/C	6-9	263	3/31/68	North Carolina	1
55	Steve Scheffler	C	6-9	253	7/3/67	Purdue	R
7	Kelly Tripucka	F	6-6	228	2/16/59	Notre Dame	9

HEAD COACH: Gene Littles (High Point)

ASSISTANT COACHES: Mike Pratt (Kentucky), Tom Nissalke (Florida State)

ATHLETIC TRAINER: Terry Kofler (Xavier)

PLAYER	G	GS	MIN	FG	FGA	PCT	3FG	FGA	PCT	FT	FTA	PCT	OFF	DEF	TOT	AST	PF	DQ	STL	TO	BLK	PTS	AVG
Gilliam	25	25	949	195	380	.513	0	0	--	104	128	.813	86	148	234	27	65	1	34	64	21	494	19.8
Newman	81	81	2477	478	1017	.470	30	84	.357	385	476	.809	94	160	254	188	278	7	100	189	17	1371	16.9
Chapman	70	68	2100	410	922	.445	48	148	.324	234	282	.830	45	146	191	250	167	1	73	131	16	1102	15.7
Gminski <sup>(CHA)</sup>	50	50	1405	248	524	.473	1	6	.167	75	95	.789	115	266	381	60	58	0	24	54	22	572	11.4
Reid	80	80	2467	360	773	.466	0	2	.000	182	259	.703	154	348	502	89	286	6	87	153	47	902	11.3
Gill	82	36	1944	376	836	.450	2	14	.143	152	182	.835	105	158	263	303	186	0	104	163	39	906	11.0
Curry	76	14	1515	337	715	.471	32	86	.372	96	114	.842	47	152	199	166	125	0	75	80	25	802	10.6
Gattison	72	6	1552	243	457	.532	0	2	.000	164	248	.661	136	243	379	44	211	3	48	102	67	650	9.0
Bogues	81	46	2299	241	524	.460	0	12	.000	86	108	.796	58	158	216	669	160	2	137	120	3	568	7.0
Tripucka	77	1	1289	187	412	.454	15	45	.333	152	167	.910	46	130	176	159	130	0	33	92	13	541	7.0
Leckner <sup>(CHA)</sup>	40	2	744	92	198	.465	0	0	--	46	84	.548	55	153	208	21	123	3	10	44	11	230	5.8
Sanders	3	0	43	6	14	.429	0	0	--	1	2	.500	3	6	9	1	6	0	1	1	1	13	4.3
Keys	44	0	473	59	145	.407	3	14	.214	19	33	.576	40	60	100	18	93	0	22	35	15	140	3.2
Haffner	7	0	50	8	21	.381	0	2	.000	1	2	.500	2	2	4	9	4	0	3	4	1	17	2.4
Hoppen	19	0	112	18	32	.563	0	1	.000	8	10	.800	14	16	30	3	18	0	2	12	1	44	2.3
Cureton	9	1	159	8	24	.333	0	1	.000	1	3	.333	6	30	36	3	16	0	0	6	3	17	1.9
Scheffler	39	0	227	20	39	.513	0	0	--	19	21	.905	21	24	45	9	20	0	6	4	2	59	1.5
CHARLOTTE	82	--	19805	3286	7033	.467	131	417	.314	1725	2214	.779	1027	2200	3227	2019	1946	23	759	1290	304	8428	102.8
OPPONENTS	82	--	19805	3408	6915	.493	158	500	.316	1884	2441	.772	1151	2514	3665	2144	1841	19	675	1406	480	8858	108.0

G	DATE	SCORE	OPP	W/L	RECORD	ATTEN.	STREAK	CHARLOTTE	CHARLOTTE	OPPONENT
								HIGH SCORER	HIGH REBOUNDER	HIGH SCORER
1	11/2	*130-134	NYK	L	0-1	24,101	L1	Gilliam (23)	Gilliam (11)	Ewing (38)
2	11/3	104-97	@ORL	W	1-1	15,077	W1	Gilliam (19)	Gilliam (13)	Anderson (27)
3	11/6	113-105	NUN	W	2-1	23,901	W2	Gilliam (27)	Gilliam (14)	Thelus (26)
4	11/7	89-100	@CLE	L	2-2	16,154	L1	Chapman (17)	Gilliam (8)	Doug/Nan (21)
5	11/9	77-106	@MIN	L	2-3	19,006	L2	Newman (16)	Reid (10)	Campbell (26)
6	11/10	86-105	@CHI	L	2-4	18,676	L3	Bogues (14)	Gilliam (11)	Jordan (23)
7	11/13	120-105	WAS	W	3-4	23,901	W1	Gilliam (39)	Gilliam (12)	King (34)
8	11/14	126-135	@BOS	L	3-5	14,890	L1	Chapman/Reid (26)	Gilliam/Reid (8)	Bird (45)
9	11/16	119-109	@ATL	W	4-5	11,042	W1	Gilliam (24)	Gilliam (24)	Wilkins (29)
10	11/17	112-100	CLE	W	5-5	23,901	W2	Newman (24)	Gattison (9)	Paddio (21)
11	11/19	101-109	@PHI	L	5-6	9,728	L1	Newman (22)	Reid (11)	Barkley/Hawkins (31)
12	11/20	128-121	ATL	W	6-6	23,901	W1	Reid (23)	Gattison (17)	Wilkins (29)
13	11/23	100-116	MIA	L	6-7	23,901	L1	Newman/Reid (20)	Gattison (12)	Edwards (34)
14	11/24	125-112	@MIA	W	7-7	23,901	W1	Newman (30)	Keys/Gattison/Chapman (5)	Wagner (15)
15	11/28	*118-111	@ML	W	8-7	23,901	W2	Chapman/Reid (21)	Gilliam (11)	Pierce (28)
16	12/1	96-113	@NYK	L	8-8	16,589	L1	Chapman (20)	Gattison/Chapman/Reid (5)	Ewing (50)
17	12/6	110-116	@HOU	L	8-9	13,001	L2	Gilliam (31)	Gilliam (21)	Olajuwon (39)
18	12/8	119-126	ENJ	L	8-10	23,901	L3	Chapman (36)	Gattison (12)	Woodridge (33)
19	12/10	115-121	@DEN	L	8-11	6,012	L4	Chapman (24)	Reid (8)	Thelus (26)
20	12/12	81-92	SAS	L	8-12	23,901	L5	Gilliam (16)	Reid (13)	Robinson (24)
21	12/15	97-100	HOU	L	8-12	23,901	L6	Chapman (28)	Reid/Gattison (9)	Olajuwon (24)
22	12/18	100-105	UTA	L	8-14	23,901	L7	Gilliam (23)	Reid (11)	Malone (30)
23	12/20	96-115	BOS	L	8-15	23,901	L8	Gilliam (26)	Gilliam (8)	Lewis (24)
24	12/21	114-137	@IND	L	8-16	10,175	L9	Newman (21)	Reid (8)	Person (34)
25	12/26	94-102	@DET	L	8-17	21,454	L10	Gilliam (27)	Gilliam (7)	Dumars (19)
26	12/27	96-105	POR	L	8-18	23,901	L11	Newman (27)	Gilliam (11)	Drexler (25)
27	12/29	109-100	ORL	W	9-18	23,901	W1	Gattison (19)	Gilliam (14)	Catledge (24)
28	1/2	91-106	MIL	L	9-19	23,901	L1	Newman (19)	Gilliam (7)	Sikma (22)
29	1/3	108-118	@WAS	L	9-20	6,911	L2	Chapman (22)	Reid (20)	King (46)
30	1/5	111-103	LAC	W	10-20	23,901	W1	Reid (25)	Reid/Bogues (7)	Smith (25)
31	1/8	96-101	DET	L	10-21	23,901	L1	Gminski (20)	Reid (14)	Thomas (27)
32	1/10	101-59	SAC	W	11-21	23,901	W1	Newman (29)	Gminski (10)	Carr (21)
33	1/12	95-106	CHI	L	11-22	23,901	L1	Newman (20)	Gminski (6)	Jordan (33)
34	1/15	103-128	@LAL	L	11-23	16,858	L2	Newman (23)	Newman (23)	Teagle (27)
35	1/16	104-111	@DEN	L	11-24	11,275	L3	Chapman (23)	Chapman (11)	Davis (13)
36	1/18	117-110	@SAS	W	12-24	15,908	W1	Chapman (35)	Chapman (8)	Robinson (26)
37	1/19	95-110	@DAL	L	12-25	16,425	L1	Newman (40)	Gminski (12)	English (23)
38	1/22	90-92	NUN	L	12-26	23,901	L2	Newman (27)	Reid (15)	Coleman (27)
39	1/24	93-113	LAL	L	12-27	23,901	L3	Trippucka (23)	Trippucka/Gminski (7)	Worthy (24)
40	1/26	79-75	PHI	W	13-27	23,901	W1	Newman (24)	Reid/Gminski (10)	Anderson (18)
41	1/29	106-125	@CLE	L	13-28	11,978	L1	Newman (31)	Cureton (9)	Daugherty (26)
42	1/30	105-123	@IND	L	13-29	11,002	L2	Curry/Gill (26)	Gminski (11)	Miller (22)
43	2/1	92-91	BOS	W	14-29	23,901	W1	Gminski (18)	Reid (10)	Gamble (25)
44	2/3	111-120	@MIL	L	14-30	17,112	L1	Curry (24)	Curry (7)	Humphries (27)
45	2/4	93-100	SEA	L	14-31	23,901	L2	Gminski (14)	Gminski (9)	Johnson (34)
46	2/6	117-133	@BOS	L	14-32	14,890	L3	Curry (24)	Leckner (10)	McHale (26)
47	2/7	114-127	@ATL	L	14-33	10,671	L4	Chapman (25)	Gminski/Gattison (8)	Malone (25)
48	2/12	100-92	DAL	W	15-33	23,901	W1	Newman (21)	Gminski (14)	Blackman (22)
49	2/15	*103-106	MIL	L	15-34	23,901	L1	Newman (20)	Gattison (7)	Robertson (24)
50	2/16	82-94	@MIA	L	15-35	15,008	L2	Curry (16)	Leckner (12)	Seikaly/Douglas (22)
51	2/19	102-115	IND	L	15-36	23,901	L3	Gminski (19)	Reid (10)	Person (30)
52	2/22	122-114	DET	W	16-36	23,901	W1	Newman (27)	Gminski (7)	Dumars (35)
53	2/23	108-129	@CHI	L	16-37	18,676	L1	Gill (20)	Leckner (11)	Pippen (43)
54	2/25	108-128	@PHX	L	16-38	14,487	L2	Gill (28)	Reid/Gattison (5)	Chambers (30)
55	2/27	96-90	@SEA	W	17-38	17,014	W1	Newman/Reid (18)	Gminski (13)	Simmons (30)
56	3/1	105-122	@SAC	L	17-39	13,230	L1	Curry (24)	Gminski (7)	Pierce (25)
57	3/2	108-121	@GSW	L	17-40	15,025	L2	Chapman (22)	Curry/Gill (6)	Mullin (35)
58	3/4	93-126	PHX	L	17-41	23,901	L3	Gill (14)	Reid (7)	Majerle (21)
59	3/5	101-112	@MIL	L	17-42	8,368	L4	Reid (21)	Gattison/Reid (6)	Miller (22)
60	3/9	107-98	@IND	W	18-42	18,633	W1	Newman (27)	Leckner (11)	Humphries (27)
61	3/12	100-103	WAS	L	18-43	23,901	L1	Newman (22)	Reid/Gill (6)	Ellison (28)
62	3/13	83-94	@DET	L	18-44	21,454	L2	Reid/Gminski (14)	Gminski (9)	Dumars (26)
63	3/15	92-105	CHI	L	18-45	23,901	L3	Newman (15)	Leckner (8)	Jordan (34)
64	3/17	121-108	@NUN	W	19-45	9,015	W1	Gill/Trippucka (20)	Reid/Trippucka (7)	Bowie (21)
65	3/19	79-97	NYK	L	19-46	23,901	L1	Chapman (22)	Chapman (6)	Ewing (41)
66	3/21	94-100	@UTA	L	19-47	12,616	L2	Newman (21)	Reid (12)	K. Malone (31)
67	3/22	100-106	@LAC	L	19-48	13,752	L3	Chapman (24)	Gminski (10)	Harper (26)
68	3/24	102-117	@POR	L	19-49	12,884	L4	Chapman (15)	Chapman (15)	Drexler (27)
69	3/26	97-94	GSW	W	20-49	23,901	W1	Chapman (17)	Gattison (12)	Mullin (23)
70	3/28	94-90	PHI	W	21-49	23,901	W2	Newman (18)	Gattison (11)	Hawkins (26)
71	3/29	107-124	@PHI	L	21-50	17,112	L1	Newman (23)	Leckner (8)	Hawkins (37)
72	3/31	102-92	@WAS	W	22-50	6,711	W1	Gill (24)	Gminski (8)	Ellison (22)
73	4/2	78-83	DET	L	22-51	23,901	L1	Chapman (16)	Gminski (16)	Dumars (24)
74	4/4	98-91	ATL	W	23-51	23,901	W1	Newman (20)	Leckner (10)	Wilkins (26)
75	4/5	101-104	@CLE	L	23-52	12,685	L1	Reid (26)	Reid (11)	Ehlo (22)
76	4/7	100-102	CLE	L	23-53	23,901	L2	Gattison (19)	Gminski (9)	Nance (32)
77	4/9	120-122	IND	L	23-54	23,901	L3	Chapman (20)	Reid (12)	Schrempf (23)
78	4/12	**111-110	MIN	W	24-54	23,901	W1	Newman (25)	Gminski (14)	Campbell (34)
79	4/16	92-87	MIA	W	25-54	23,901	W2	Curry (19)	Gminski (12)	Douglas (23)
80	4/17	123-111	@ATL	W	26-54	12,783	W3	Curry (20)	Gattison (8)	Wilkins (20)
81	4/19	99-115	CHI	L	26-55	23,901	L1	Curry (17)	Gattison (8)	Jordan (41)
82	4/20	102-108	@NYK	L	26-56	15,476	L2	Newman (21)	Leckner (12)	Ewing (26)

\* Denotes Number of Overtime Periods



# HISTORY



## 1989-90 FINAL ROSTER

RECORD: 19-63 HOME: 13-28 ROAD: 6-35 OVERTIME: 2-1 EASTERN: 6-20 WESTERN: 13-43

NO.	PLAYER	POS.	HT.	WT.	BIRTHDATE	PRIOR TO NBA/FROM	YRS
35	Richard Anderson	F	6-10	240	11/19/60	Cal-Santa Barbara	5
1	Tyrone Bogues	G	5-3	140	1/9/65	Wake Forest	2
3	Rex Chapman	G	6-4	185	10/5/67	Kentucky	1
30	Dell Curry	G	6-5	195	6/25/64	Virginia Tech	3
33	Kenny Gattison	F	6-8	252	5/23/64	Old Dominion	3
45	Armon Gilliam	F	6-9	245	5/28/64	UNLV	2
6	Michael Holton	G	6-4	185	8/4/61	UCLA	5
42	Dave Hoppen	C	6-11	240	3/13/64	Nebraska	2
31	Randolph Keys	F	6-7	195	4/19/66	Southern Mississippi	1
11	Ralph Lewis	G	6-6	200	3/28/63	LaSalle	2
34	J.R. Reid	F/C	6-9	256	3/31/68	North Carolina	R
50	Robert Reid	G/F	6-8	205	8/30/55	St. Mary's	11
32	Brian Rowsom	F	6-10	230	10/23/65	UNC-Wilmington	2
7	Kelly Tripucka	F	6-6	225	2/16/59	Notre Dame	8
21	Michael Williams	G	6-2	175	7/23/66	Baylor	1

HEAD COACH: Gene Littles (High Point)

ASSISTANT COACHES: Mike Pratt (Kentucky)

ATHLETIC TRAINER: Terry Kofler (Xavier)

PLAYER	G	GS	MIN	FG	FGA	PCT	3FG	FGA	PCT	FT	FTA	PCT	OFF	DEF	TOT	AST	PF	DQ	STL	TO	BLK	PTS	AVG
Gilliam (CHA)	60	59	2159	432	819	.527	0	2	.000	264	363	.727	185	344	529	91	184	4	63	166	46	1128	18.8
Chapman	54	52	1762	377	924	.408	47	142	.331	144	192	.750	52	127	179	132	113	0	46	100	6	945	17.5
Curry	67	13	1860	461	990	.466	52	147	.354	96	104	.923	31	137	168	159	148	0	98	100	26	1070	16.0
Tripucka	79	73	2404	442	1029	.430	38	104	.365	310	351	.883	82	240	322	224	220	1	75	176	16	1232	15.6
Reid	82	82	2757	358	814	.440	0	5	.000	192	289	.664	199	492	691	101	292	7	92	172	54	908	11.1
Keys (CHA)	32	5	723	142	319	.445	12	33	.364	40	58	.690	48	68	116	49	107	1	30	37	6	336	10.5
Bogues	81	65	2743	326	664	.491	5	26	.192	106	134	.791	48	159	207	867	168	1	166	146	3	763	9.4
Rambis	16	16	448	58	116	.500	0	1	.000	30	55	.545	48	72	120	28	45	0	32	29	10	146	9.1
Williams (CHA)	22	1	303	58	109	.532	0	3	.000	35	44	.795	11	20	31	77	39	0	22	28	1	151	6.9
Reid (CHA)	60	27	1117	162	414	.391	9	29	.310	50	78	.641	33	110	143	82	136	0	36	44	14	383	6.4
Gattison	63	2	941	148	269	.550	1	1	1.00	75	110	.682	75	122	197	39	150	1	35	67	31	372	5.9
Rowsom	44	2	559	78	179	.436	1	2	.500	68	83	.819	44	87	131	22	58	0	18	25	11	225	5.1
Anderson	54	2	604	88	211	.417	37	100	.370	18	23	.783	33	94	127	55	64	0	20	26	9	231	4.3
Hoppen	10	2	135	16	41	.390	0	0	--	8	10	.800	19	17	36	6	26	0	2	8	1	40	4.0
Sichting	34	8	469	50	119	.420	3	12	.250	15	18	.833	3	16	19	92	39	0	16	22	2	118	3.5
Lewis (CHA)	3	0	20	4	6	.667	0	0	--	2	2	1.00	4	2	6	0	2	0	1	1	0	10	3.3
Turner (CHA)	8	0	84	9	25	.360	0	1	.000	4	4	1.00	1	2	3	20	5	0	7	8	0	22	2.8
Cray	39	1	466	38	82	.463	0	2	.000	25	39	.641	38	93	131	17	64	0	12	19	24	101	2.6
Dozier	9	0	92	9	27	.333	0	1	.000	4	8	.500	7	8	15	3	10	0	6	7	2	22	2.4
Holton	16	0	109	14	26	.538	0	0	--	1	2	.500	1	1	2	16	19	0	1	13	0	29	1.8
CHARLOTTE	82	--	19755	3270	7183	.455	205	611	.336	1487	1967	.756	962	2211	3173	2080	1889	15	778	1226	262	8232	100.4
OPPONENTS	82	--	19755	3438	6922	.497	132	421	.314	1865	2380	.784	1063	2723	3786	2066	1754	11	638	1376	384	8873	108.2

G	DATE	SCORE	OPP	W/L	RECORD	ATTEN.	STREAK	CHARLOTTE HIGH SCORER	CHARLOTTE HIGH REBOUNDER	OPPONENT HIGH SCORER
1	11/3	96-116	WAS	L	0-1	23,901	L1	Curry(20)	J.R. Reid(7)	Malone(28)
2	11/7	88-128	@SEA	L	0-2	9,521	L2	Chapman(19)	Rambis(7)	McDaniel/Ellis(23)
3	11/8	86-102	@UTA	L	0-3	12,616	L3	Tripucka(24)	Rambis(12)	Malone(26)
4	11/10	100-106	@LAL	L	0-4	17,505	L4	Chapman(27)	R. Reid(20)	Scott(33)
5	11/11	104-115	@GS	L	0-5	15,025	L5	Chapman(25)	Chapman/J.R. Reid/Rambis(5)	Mullin(34)
6	11/14	130-116	ORL	W	1-5	23,901	W1	J.R. Reid(25)	J.R. Reid(20)	Reynolds(22)
7	11/15	96-109	@PHI	L	1-6	10,004	L1	Chapman/Tripucka(22)	Tripucka(10)	Barkey(29)
8	11/17	99-98	GSW	W	2-6	23,901	W1	Rambis(21)	R. Reid(9)	Mullin(27)
9	11/21	87-98	MIA	L	2-7	23,901	L1	Chapman(28)	J.R. Reid(13)	Thompson(23)
10	11/24	81-85	HOU	L	2-8	23,901	L2	Curry(16)	Gray/Rowson(6)	Olajuwon(25)
11	11/25	81-73	MIN	W	3-8	23,901	W1	Chapman(21)	J.R. Reid(18)	Campbell(24)
12	11/27	108-119	@NYK	L	3-9	14,598	L1	Chapman(38)	Hoppen(6)	Newman/Ewing(23)
13	11/29	83-102	@DAL	L	3-10	15,780	L2	Tripucka(19)	Rambis(10)	Blackman(22)
14	11/30	101-113	@HOU	L	3-11	15,043	L3	Tripucka(22)	J.R. Reid(7)	Wiggins(24)
15	12/2	110-118	@SAS	L	3-12	13,371	L4	Chapman(25)	J.R. Reid/Chapman(6)	Robinson(32)
16	12/5	101-114	BOS	L	3-13	23,901	L5	Chapman/J.R. Reid/Bogues(20)	J.R. Reid(13)	McHale(20)
17	12/7	86-96	POR	L	3-14	23,901	L6	Chapman(24)	J.R. Reid(14)	Drexler(25)
18	12/9	93-106	DEN	L	3-15	23,901	L7	Tripucka(23)	Rambis(13)	English(25)
19	12/12	89-103	LAL	L	3-16	23,901	L8	Curry(23)	Rambis(15)	Johnson/Worthy(27)
20	12/14	101-105	@WAS	L	3-17	5,833	L9	Chapman(23)	J.R. Reid(13)	Eackles(21)
21	12/16	104-115	@CHI	L	3-18	17,930	L10	Chapman(23)	Chapman/Gilliam(8)	Jordan(33)
22	12/19	102-97	DAL	W	4-18	23,901	W1	Chapman(27)	Gilliam(12)	Perkins(24)
23	12/22	100-114	UTA	L	4-19	23,901	L1	Chapman(28)	Gilliam(8)	Malone(52)
24	12/26	82-107	SAS	L	4-20	23,901	L2	Curry(17)	Gray(10)	Cummings(32)
25	12/28	94-92	CLE	W	5-20	23,901	W1	Tripucka(25)	Gilliam(12)	Nance(27)
26	12/30	111-92	HOU	W	6-20	23,901	W2	Gilliam(24)	Gilliam(15)	Thorpe(24)
27	1/4	98-100	@MIN	L	6-21	23,415	L1	Gilliam(26)	J.R. Reid(14)	Campbell(25)
28	1/6	117-111	IND	W	7-21	23,901	W1	Gilliam(28)	Gilliam(12)	Schrempf(23)
29	1/8	113-126	@MIL	L	7-22	14,178	L1	Gilliam(25)	J.R. Reid(18)	Anderson(28)
30	1/9	98-108	LAC	L	7-23	23,901	L2	Curry(23)	J.R. Reid(10)	Harper(25)
31	1/11	101-109	@NJN	L	7-24	7,941	L3	Tripucka(22)	Gilliam(9)	Short(29)
32	1/2	95-107	CHI	L	7-25	23,901	L4	Gilliam(26)	J.R. Reid(12)	Jordan(45)
33	1/5	*108-115	@PHX	L	7-26	13,645	L5	Curry(30)	Gilliam(16)	Chambers(40)
34	1/6	98-106	@LAC	L	7-27	10,120	L6	Tripucka(30)	J.R. Reid(10)	Harper(23)
35	1/8	110-108	@DEN	W	8-27	7,965	W1	Tripucka(28)	Gilliam(10)	English(28)
36	1/9	93-116	@UTA	L	8-28	12,616	L1	Curry(23)	Gray(11)	Malone(32)
37	1/21	100-115	@POR	L	8-29	12,884	L2	J.R. Reid(18)	J.R. Reid(12)	Kersey(26)
38	1/23	101-106	ATL	L	8-30	23,901	L3	Gilliam(29)	J.R. Reid(14)	Malone(29)
39	1/25	97-124	PHX	L	8-31	23,901	L4	Tripucka(21)	J.R. Reid(13)	Johnson(25)
40	1/27	85-92	SAC	L	8-32	23,901	L5	Curry(21)	J.R. Reid(15)	Tisdale(28)
41	1/31	95-129	@SAS	L	8-33	13,276	L6	Gilliam(19)	Gilliam(9)	Cummings(52)
42	2/2	107-118	SAN	L	8-34	23,901	L7	Curry(22)	Gilliam(16)	Cummings(29)
43	2/5	100-101	SEA	L	8-35	23,901	L8	Gilliam(22)	J.R. Reid(9)	McDaniel(22)
44	2/7	125-146	@BOS	L	8-36	14,890	L9	Gilliam(26)	Gilliam(7)	McHale(31)
45	2/8	74-94	UTA	L	8-37	23,901	L10	Curry(18)	Gilliam/J.R. Reid(7)	Bailey(22)
46	2/13	105-128	@IND	L	8-38	9,536	L1	Chapman(20)	Chapman(20)	Person/Miller(23)
47	2/14	86-95	@MIN	L	8-39	17,391	L12	Curry(19)	Gilliam(11)	Campbell(33)
48	2/16	113-107	DEN	W	9-39	23,901	W1	R. Reid/Gilliam(19)	J.R. Reid(8)	Lever(26)
49	2/18	70-85	SEA	L	9-40	23,901	L1	Gilliam(22)	Gilliam(8)	McDaniel(20)
50	2/20	94-104	POR	L	9-41	23,901	L2	Chapman(24)	Tripucka(8)	Petrovic/Porter(22)
51	2/23	100-104	MIL	L	9-42	23,901	L3	Gilliam(23)	Gilliam(12)	Pierce(31)
52	2/25	82-106	@CLE	L	9-43	16,178	L4	Gilliam(28)	Gilliam(14)	Nance(24)
53	2/27	109-115	@ORL	L	9-44	15,077	L5	J.R. Reid(23)	Gilliam(13)	Thrus(31)
54	3/1	*118-109	LAL	W	10-44	23,901	W1	Chapman/Gilliam(21)	Gilliam(11)	Smith(29)
55	3/3	103-104	SAC	L	10-45	23,901	L1	Bogues(22)	J.R. Reid(14)	Tisdale(25)
56	3/5	117-138	@GSW	L	10-46	15,025	L2	Chapman/Keys(17)	Gilliam(9)	Richmond(30)
57	3/6	96-122	@DEN	L	10-47	7,712	L3	Chapman(22)	Chapman(9)	Schayes(23)
58	3/8	102-111	@SAC	L	10-48	17,014	L4	Chapman(38)	J.R. Reid(8)	Tisdale(33)
59	3/11	88-98	DEN	L	10-49	23,901	L5	Curry(21)	J.R. Reid(10)	Edwards/Dumas(21)
60	3/12	102-107	LAL	L	10-50	23,901	L6	Tripucka(31)	Tripucka(10)	Worthy(26)
61	3/14	100-103	@SEA	L	10-51	8,115	L7	Tripucka(27)	J.R. Reid(9)	Farmer(26)
62	3/16	109-114	@POR	L	10-52	12,884	L8	Bogues(20)	J.R. Reid(7)	Duckworth(24)
63	3/18	108-97	@LAL	W	11-52	10,890	W1	Tripucka(30)	Gilliam(11)	Smith(24)
64	3/20	97-109	@LAL	L	11-53	17,505	L1	Gilliam(25)	J.R. Reid(9)	Scott(21)
65	3/21	*115-114	@PHX	W	12-53	14,487	W1	Curry(28)	J.R. Reid(11)	Chambers(36)
66	3/23	106-93	NYK	W	13-53	23,901	W2	Gilliam(26)	Gilliam(12)	Ewing(32)
67	3/24	109-122	@ATL	L	13-54	16,371	L1	Gilliam(24)	Gilliam(8)	Wilkins(38)
68	3/26	97-83	NJN	W	14-54	23,901	W1	Gilliam(28)	Gilliam(11)	Short(23)
69	3/28	97-106	@PHX	L	14-55	21,454	L1	Bogues/ Curry(15)	Keys(6)	Edwards(22)
70	3/29	92-105	DET	L	14-56	23,901	L2	Gilliam(21)	J.R. Reid(11)	Chambers(29)
71	3/31	115-103	@SAC	W	15-56	17,014	W1	Gilliam(27)	J.R. Reid(12)	Tisdale(25)
72	4/3	104-127	@UTA	L	15-57	12,616	L1	Tripucka/Curry(18)	Gilliam(8)	Malone(36)
73	4/4	116-112	@ORL	W	16-57	10,867	W1	Tripucka(23)	Gilliam(8)	Engish(29)
74	4/6	108-93	MIN	W	17-57	23,901	W2	Tripucka(21)	Gilliam(14)	Corbin/Campbell(22)
75	4/8	110-109	GSW	W	18-57	23,901	W3	Gilliam(19)	Gilliam(14)	Teagle(23)
76	4/10	112-115	HOU	L	18-58	23,901	L1	Curry(21)	J.R. Reid(14)	Olajuwon(27)
77	4/12	110-117	@HOU	L	18-59	16,198	L2	Gilliam(30)	J.R. Reid(9)	Olajuwon(34)
78	4/14	102-109	PHI	L	18-60	23,901	L3	Tripucka(21)	Gilliam(9)	Barkey(32)
79	4/16	101-110	SAS	L	18-61	23,901	L4	Gattison(11)	Gattison(11)	Anderson(28)
80	4/18	98-91	@MIA	W	19-61	15,008	W1	Tripucka(24)	Gilliam/J.R. Reid(9)	Rice(23)
81	4/19	102-111	DAL	L	19-62	23,901	L1	Gilliam(20)	Anderson(10)	Blackman(21)
82	4/22	107-118	@DAL	L	19-63	17,007	L2	Tripucka(24)	J.R. Reid(11)	Perkins(17)

\* Denotes Number of Overtime Periods

# HISTORY



## 1988-89 FINAL ROSTER

RECORD: 20-62 HOME: 12-29 ROAD: 8-33 OVERTIME: 1-3 EASTERN: 12-44 WESTERN: 8-18

NO.	PLAYER	POS.	HT.	WT.	BIRTHDATE	PRIOR TO NBA/FROM	YRS
1	Tyrone Bogues	G	5-3	140	1/9/65	Wake Forest	1
3	Rex Chapman	G	6-4	185	10/5/67	Kentucky	R
25	Earl Cureton	F	6-9	215	7/3/57	Detroit	8
30	Dell Curry	G	6-5	195	6/25/64	Virginia Tech	2
6	Michael Holton	G	6-4	185	8/4/61	UCLA	4
42	Dave Hoppen	C	6-11	235	3/13/64	Nebraska	1
41	Tim Kempton	C	6-10	245	1/25/64	Notre Dame	1
32	Greg Kite	C	6-11	250	8/5/61	Brigham Young	5
35	Sidney Lowe	G	6-0	195	1/21/60	North Carolina State	3
31	Kurt Rambis	F	6-8	215	2/25/58	Santa Clara	7
50	Robert Reid	G/F	6-8	205	8/30/55	St. Mary's	10
45	Brian Rowsom	F	6-10	230	10/23/65	UNC-Wilmington	1
7	Kelly Tripucka	F	6-6	225	2/16/59	Notre Dame	7

**HEAD COACH:** Dick Harter (Pennsylvania)

**ASSISTANT COACHES:** Ed Badger (Iowa), Gene Littles (High Point)

**HEAD ATHLETIC TRAINER:** Terry Koffler (Xavier)

PLAYER	G	GS	MIN	FG	FGA	PCT	3FG	FGA	PCT	FT	FTA	PCT	OFF	DEF	TOT	AST	PF	DQ	STL	TO	BLK	PTS	AVG
Kelly Tripucka	71	65	2302	568	1215	.467	30	84	.357	440	508	.866	79	188	267	224	196	0	88	236	16	1606	22.6
Rex Chapman	75	44	2219	526	1271	.414	60	191	.314	155	195	.795	74	113	187	176	167	1	70	113	25	1267	16.9
Robert Reid	82	54	2152	519	1214	.428	17	52	.327	152	196	.776	82	220	302	153	235	2	53	106	20	1207	14.7
Dell Curry	48	0	813	256	521	.491	19	55	.345	40	46	.870	26	78	104	50	68	0	42	44	4	571	11.9
Kurt Rambis	75	75	2233	325	627	.518	0	3	.000	182	248	.734	269	434	303	159	208	4	100	148	57	832	11.1
Michael Holton	67	60	1696	215	504	.427	3	14	.214	120	143	.839	30	75	105	424	165	0	66	119	12	553	8.3
Brian Rowsom	34	0	517	80	162	.494	1	1	1.00	65	81	.802	56	81	137	24	69	1	10	18	12	226	6.6
Earl Cureton	82	41	2047	233	465	.501	0	1	.000	66	123	.537	188	300	488	130	230	3	50	114	61	532	6.5
Dave Hoppen	77	36	1419	199	353	.564	1	2	.500	101	139	.727	123	261	384	57	239	4	25	77	21	500	6.5
Tim Kempton	79	0	1341	171	335	.510	0	1	.000	142	207	.686	91	213	304	102	215	3	41	121	14	484	6.1
Tyrone Bogues	79	21	1755	178	418	.426	1	13	.077	66	88	.750	53	112	165	620	141	1	111	124	7	423	5.4
Rickey Green	33	2	370	57	132	.432	1	5	.200	13	14	.929	4	19	23	82	16	0	18	28	0	128	3.9
Ralph Lewis	42	0	336	58	121	.479	1	3	.333	19	39	.487	35	26	61	15	28	0	11	24	3	136	3.2
Greg Kite (CHA)	12	12	213	16	30	.533	0	0	--	6	10	6.00	15	38	53	7	43	1	4	12	8	38	3.2
Tom Tolbert	14	0	117	17	37	.459	0	3	.000	6	12	5.00	7	14	21	7	20	0	2	2	4	40	2.9
Sidney Lowe	14	0	250	8	25	.320	0	2	.000	7	11	6.36	6	28	34	93	28	0	14	9	0	23	1.6
CHARLOTTE	--	--	19780	3426	7430	.461	134	430	.312	1580	2060	.767	1138	2200	3338	2323	2068	20	705	1318	264	8566	104.5
OPPONENTS	82	--	19780	3555	7113	.500	115	399	.288	2040	2629	.776	1191	2621	3812	2061	1791	10	710	1425	441	9265	113.0

G	DATE	SCORE	OPP	W/L	RECORD	ATTEN.	STREAK	CHARLOTTE HIGH SCORER	CHARLOTTE HIGH REBOUNDER	OPPONENT HIGH SCORER
1	11/4	93-133	CLE	L	0-1	23,338	L1	Tripuca/Rambis (16)	Rambis (6)	Harper (22)
2	11/5	85-94	@DET	L	0-2	21,454	L2	Rowson (16)	Rambis (8)	Dantley (18)
3	11/8	117-105	LAC	W	1-2	18,865	W1	Tripuca (24)	Rambis (14)	Dailey (18)
4	11/11	87-95	@WAS	L	1-3	12,731	L1	Reid (23)	Rambis (9)	Malone (21)
5	11/12	111-132	@ATL	L	1-4	16,155	L2	Tripuca (18)	Rowson/Tripucka (7)	Theus (27)
6	11/15	99-106	NUN	L	1-5	21,748	L3	Tripuca (25)	Cureton (9)	McCee (26)
7	11/17	93-104	@DAL	L	1-6	16,512	L4	Tripuca (15)	Rambis (10)	Aguirre (26)
8	11/19	107-105	@SAS	W	2-6	10,863	W1	Tripuca (31)	Hoppen (9)	Robinson/W. Anderson (24)
9	11/22	93-99	DET	L	2-7	23,388	L1	Reid (19)	Rambis (14)	Dumars (26)
10	11/23	109-114	@BOS	L	2-8	14,890	L2	Tripuca (23)	Rambis/Reid (6)	McHale (26)
11	11/25	116-123	@PHI	L	2-9	10,588	L3	Tripuca (33)	Tripuca (33)	Barkley (37)
12	11/26	113-120	WAS	L	2-10	23,388	L4	Reid (25)	Kempton (9)	Malone (29)
13	11/29	99-84	MIA	W	3-10	23,388	W1	Chapman (22)	Kempton (9)	Washington (18)
14	12/1	109-107	PHI	W	4-10	21,716	W2	Tripuca (25)	Rambis (9)	Barkley (31)
15	12/3	104-108	HOU	L	4-11	16,611	L1	Tripuca (9)	Kempton (9)	Woodson (29)
16	12/9	96-95	NUN	W	5-11	23,388	W1	Tripuca (30)	Rambis/ Reid (8)	Carroll (21)
17	12/10	*112-121	@NJN	L	5-12	9,460	L1	Cureton (8)	Cureton (8)	Hinson (23)
18	12/13	104-115	@IND	L	5-13	8,670	L2	Tripuca (26)	Rambis (9)	Miller (22)
19	12/14	115-106	IND	W	6-13	22,601	W1	Tripuca (40)	Rambis (13)	Tisdale/Smits (19)
20	12/16	98-107	DAL	L	6-14	23,388	L1	Tripuca (21)	Rambis (21)	Aguirre (24)
21	12/17	91-100	@DET	L	6-15	21,454	L2	Tripuca (18)	Kempton (7)	Thomas (25)
22	12/20	115-125	@MIL	L	6-16	15,075	L3	Tripuca (21)	Reid (8)	Cummings (37)
23	12/21	100-112	MIL	L	6-17	23,010	L4	Tripuca (30)	Rambis (8)	Cummings (32)
24	12/23	103-101	CHI	W	7-17	23,388	W1	Tripuca (30)	Cureton (9)	Jordan (33)
25	12/26	95-97	HOU	L	7-18	23,388	L1	Reid (25)	Cureton (10)	Olajuwon (15)
26	12/28	98-112	@CLE	L	7-19	17,353	L2	Reid (19)	Cureton (6)	Harper (19)
27	12/30	122-111	@NYK	W	8-19	23,388	W1	Reid (23)	Rambis (16)	Ewing (25)
28	1/3	106-109	NUN	L	8-20	23,388	L1	Chapman (21)	Rambis (16)	Hinson/Carroll (22)
29	1/4	86-109	@WAS	L	8-21	4,832	L2	Rambis (16)	Rambis (14)	Catledge (21)
30	1/6	92-115	@BOS	L	8-22	14,390	L3	Tripuca (25)	Cureton (10)	Ainge (25)
31	1/7	107-104	WAS	W	9-22	23,388	W1	Tripuca (32)	Rambis (14)	King (20)
32	1/9	92-114	UTA	L	9-23	23,388	L1	Tripuca (19)	Cureton (9)	Malone (38)
33	1/11	101-106	CHI	L	9-24	23,388	L2	Chapman (25)	Rambis (14)	Jordan/Pippen (24)
34	1/12	89-106	@NYK	L	9-25	16,943	L3	Chapman (19)	Cureton (14)	Jackson (18)
35	1/15	109-116	PHI	L	9-26	23,388	L4	Tripuca (25)	Rambis (14)	Jarkey (24)
36	1/16	*127-122	@PHI	W	10-26	10,116	W1	Tripuca (40)	Cureton (17)	Cummins (25)
37	1/18	106-118	@MIL	L	10-27	16,345	L1	Tripuca/Reid (20)	Cureton (7)	Cummings (26)
38	1/19	112-126	PHX	L	10-28	23,388	L2	Tripuca (27)	Rambis (16)	Chambers (31)
39	1/21	113-137	@ATL	L	10-29	16,371	L3	Reid (26)	Chapman (6)	Malone/Wilkins (21)
40	1/24	103-106	@PHX	L	10-30	11,089	L4	Chapman (23)	Rambis (14)	E. Johnson (31)
41	1/26	89-99	@UTA	W	11-30	12,444	W1	Reid/Chapman (18)	Rambis (18)	K. Malone (25)
42	1/27	97-114	@LAL	L	11-31	17,505	L1	Rambis (19)	Cureton (13)	Green (24)
43	1/30	118-130	@POR	L	11-32	12,848	L2	Tripuca (26)	Rambis (10)	Drexler (32)
44	2/1	94-107	BOS	L	11-33	23,388	L3	Holton (21)	Cureton (15)	Parish (24)
45	2/3	108-106	SEA	L	12-33	23,388	W1	Reid (28)	Rambis (13)	Ellis (27)
46	2/5	91-110	CLE	L	12-34	23,388	L1	Rambis (16)	Rambis (8)	Harper (25)
47	2/7	93-118	@CHI	L	12-35	17,385	L2	Tripuca (27)	Rambis (10)	Jordan (32)
48	2/9	110-108	ATL	W	13-35	23,388	W1	Reid (28)	Cureton (15)	Wilkins (23)
49	2/14	117-129	NYK	L	13-36	23,388	L1	Tripuca (31)	Rambis (10)	Newman (22)
50	2/17	102-103	@MIA	L	13-37	15,008	L2	Tripuca (31)	Cureton (16)	Survold (20)
51	2/18	119-114	IND	W	14-37	23,388	W1	Tripuca (30)	Rambis (20)	Miller (32)
52	2/22	102-130	CHI	L	14-38	23,388	L1	Chapman (22)	Rambis/Bogues (6)	Jordan (24)
53	2/23	114-139	@NYK	L	14-39	16,130	L2	Curry (19)	Rambis/Hoppen (7)	Ewing (28)
54	2/25	124-113	SAS	W	15-39	23,388	W1	Tripuca (40)	Rambis (22)	W. Anderson (28)
55	2/28	87-112	BOS	L	15-40	23,388	L1	Tripuca (21)	Rambis (12)	Lewis (28)
56	3/2	103-114	@NJN	L	15-41	8,011	L2	Chapman (27)	Rambis (8)	Morris (31)
57	3/3	109-133	@ATL	L	15-42	16,371	L3	Tripuca (18)	Rowson (8)	Wilkins (35)
58	3/5	101-114	@WAS	L	15-43	6,861	L4	Chapman (22)	Cureton (13)	J. Malone (34)
59	3/8	99-112	DEN	L	15-44	23,388	L5	Tripuca (21)	Rambis (18)	English (31)
60	3/10	90-123	LAL	L	15-45	23,388	L6	Tripuca (17)	Rambis (8)	Scott (25)
61	3/12	105-114	SAC	L	15-46	23,388	L7	Chapman (37)	Rambis (8)	Tisdale (28)
62	3/14	102-125	@DEN	L	15-47	10,522	L8	Curry (21)	Rowson (21)	Schayes (19)
63	3/16	88-108	@SEA	L	15-48	9,665	L9	Curry (19)	Hoppen (6)	Ellis (32)
64	3/17	108-105	@LAC	W	16-48	10,758	W1	Chapman (24)	Rambis/ Kemp (9)	Benjamin (34)
65	3/19	117-124	@GSW	W	16-49	15,025	L1	Chapman (22)	Rambis (13)	Mullin (27)
66	3/20	117-110	@SAC	W	17-49	16,517	W1	Chapman (25)	Kempton (8)	Tisdale (34)
67	3/23	97-102	WAS	L	17-50	23,388	L1	Reid (25)	Rambis (15)	King (29)
68	3/25	101-113	DET	L	17-51	23,388	L2	Chapman (21)	Rambis (10)	Dumars (18)
69	3/27	105-121	NYK	L	17-52	23,388	L3	Chapman (24)	Rambis (14)	Ewing (45)
70	3/30	104-113	GSW	L	17-53	23,388	L4	Rambis (25)	Rambis/Cureton (12)	Mullin (36)
71	4/1	*121-125	POR	L	17-54	23,388	L5	Tripuca (38)	Rambis (8)	Drexler (36)
72	4/4	101-121	@CHI	L	17-55	17,578	L6	Chapman (21)	Rambis (6)	Jordan (33)
73	4/7	108-118	PHI	L	17-56	23,388	L7	Curry (25)	Cureton (8)	Barkley (31)
74	4/9	102-131	@CLE	L	17-57	19,276	L8	Tripuca (26)	Rambis (7)	Price (25)
75	4/10	105-112	ATL	L	17-58	23,388	L9	Curry (18)	Rambis (11)	Malone (24)
76	4/12	104-99	@NYK	W	18-58	18,365	W1	Tripuca (25)	Rowson (6)	Ewing (30)
77	4/14	119-115	@PHI	W	19-58	14,321	W2	Tripuca (34)	Rambis (7)	Barkley (25)
78	4/15	105-115	@IND	L	19-59	11,860	L1	Chapman (21)	Cureton (8)	Person (37)
79	4/17	*108-113	BOS	L	19-60	23,388	L2	Chapman (29)	Cureton/Hoppen (7)	Lewis (26)
80	4/18	121-105	@NJN	W	20-60	8,991	W1	Curry (31)	Hoppen (14)	McCee (30)
81	4/21	110-117	MIL	L	20-61	23,388	L1	Curry (23)	Hoppen (7)	Krystowiak (23)
82	4/23	110-120	@BOS	L	20-62	14,890	L2	Tripuca (28)	Hoppen/Bogues (6)	Gamble (31)

\* Denotes Number of Overtime Periods

## HISTORY

## YEAR-BY-YEAR COMPARISON

SEASON	OVERALL	HOME	ROAD	OT	EASTERN	WESTERN	ATLANTIC	CENTRAL	MIDWEST	PACIFIC
1988-89	20-62	12-29	8-33	1-3	12-44	8-18	8-24	4-23	4-8	4-8
1989-90	19-63	13-28	6-35	2-1	6-20	13-43	2-9	3-9	7-21	7-24
1990-91	26-56	17-24	9-32	2-2	17-57	9-19	9-16	8-22	5-9	3-11
1991-92	31-51	22-19	9-32	2-5	21-55	10-16	11-17	10-18	5-7	5-9
1992-93	44-38	22-19	22-19	3-0	29-27	14-10	17-11	12-16	7-5	7-5
1993-94	41-41	28-13	13-28	3-3	29-27	12-14	17-11	12-16	6-6	7-7
1994-95	50-32	29-12	21-20	1-4	36-20	14-12	19-9	17-11	5-7	9-5
1995-96	41-41	25-16	16-25	2-5	26-28	15-13	13-13	13-15	8-6	7-7
1996-97	54-28	30-11	24-17	5-0	34-20	20-8	20-6	14-14	11-3	9-5
1997-98	51-31	32-9	19-22	2-1	31-23	20-8	15-11	16-12	11-3	9-5
1998-99	26-24	16-9	10-15	3-2	23-21	3-3	11-11	12-10	1-0	2-3
1999-2000	49-33	30-11	19-22	2-2	36-18	13-15	16-10	20-8	7-7	6-8
2000-01	46-36	28-13	18-23	3-3	37-13	9-19	17-9	20-8	4-10	5-9
2001-02	44-38	21-20	23-18	1-2	31-23	13-15	14-12	17-11	6-8	7-7

SEASON	OVERALL	HOME	ROAD	OT	EASTERN	WESTERN	ATLANTIC	CENTRAL	SOUTHEAST	NORTHWEST	PACIFIC	SOUTHWEST
2004-05	18-64	14-27	4-37	3-3	11-14	7-23	2-16	2-16	7-9	3-7	1-9	3-7
2005-06	26-56	17-24	9-32	4-4	18-34	8-22	9-9	4-14	5-11	4-6	3-7	1-9
2006-07	33-49	20-21	13-28	5-5	24-28	9-21	7-11	8-10	9-7	3-7	4-6	2-8
2007-08	32-50	21-20	11-30	2-5	19-33	13-17	6-12	6-12	7-9	1-9	8-2	4-6
2008-09	35-47	23-18	12-19	5-3	20-32	15-15	9-9	6-12	5-11	4-6	8-2	3-7
2009-10	44-38	31-10	13-28	4-3	27-25	17-13	8-10	9-9	10-6	5-5	4-6	8-2
2010-11	34-48	21-20	13-28	3-2	22-30	12-18	11-7	7-11	4-12	4-6	6-4	2-8
2011-12	7-99	4-29	3-30	0-2	5-43	2-16	3-14	1-15	1-14	0-6	1-4	1-6
2012-13	21-61	15-26	6-35	3-1	18-34	3-27	6-12	6-12	6-10	1-9	2-8	0-10
2013-14	43-39	25-16	18-23	6-3	30-22	13-17	18-11	18-13	16-6	10-4	10-6	10-3
2014-15	33-49	19-22	14-27	3-3	25-27	8-22	10-8	7-11	8-8	5-5	2-8	1-9
2015-16	48-34	30-11	18-23	5-0	33-19	15-15	13-5	12-6	8-8	4-6	5-5	6-4
2016-17	36-46	22-19	14-27	0-6	22-30	14-16	7-11	5-13	10-6	7-3	4-6	3-7
2017-18	36-46	21-20	15-26	2-2	22-30	14-16	4-14	7-11	11-5	4-6	7-3	3-7
2018-19	39-43	25-16	14-27	1-4	29-23	10-20	8-10	11-7	10-6	2-8	4-6	5-5
2019-20	23-42	10-21	13-21	2-3	16-24	7-18	2-9	9-8	2-7	1-7	4-4	2-7
2020-21	33-39	18-18	15-21	1-2	20-22	13-17	4-11	8-7	8-4	4-6	4-6	5-5
2021-22	43-39	22-19	21-20	0-7	27-25	16-14	8-10	11-7	6-4	3-7	8-8	7-3
2022-23	27-55	13-28	14-27	1-4	15-37	12-18	2-16	6-12	7-9	4-6	3-7	5-5

## RECORDS BY MONTH

SEASON	OCTOBER	NOVEMBER	DECEMBER	JANUARY	FEBRUARY	MARCH	APRIL	MAY
1988-89		3-10	5-9	3-13	4-8	2-13	3-9	
1989-90		3-11	3-9	2-13	1-11	6-12	4-7	
1990-91		8-7	1-11	4-11	4-9	5-12	4-6	
1991-92		4-13	4-10	4-9	9-4	8-6	2-9	
1992-93		7-6	7-7	6-7	8-5	7-10	9-3	
1993-94		8-5	8-7	6-8	1-10	8-7	10-4	
1994-95		7-6	9-6	11-4	8-5	7-7	8-4	
1995-96		7-8	7-8	7-5	7-6	8-8	5-6	
1996-97		8-6	8-7	10-6	10-3	9-4	9-2	
1997-98	0-1	9-4	9-6	9-7	7-5	12-3	5-5	
1998-99		N/A	N/A	N/A	2-9	10-8	12-6	2-1
1999-2000		8-6	10-5	6-7	7-7	9-6	9-2	
2000-01		9-6	10-5	5-10	7-5	8-6	6-4	
2001-02	1-0	6-8	6-9	8-6	7-6	10-5	6-4	
2004-05		3-10	4-9	2-13	2-10	4-13	3-9	
2005-06		5-11	5-9	1-15	4-8	5-10	6-3	
2006-07		4-11	5-10	8-7	5-8	6-9	5-4	
2007-08		6-8	5-10	7-10	1-11	9-7	4-4	
2008-09	0-1	5-10	6-10	8-7	6-7	9-5	1-7	
2009-10	1-2	6-7	5-9	12-4	4-7	11-6	5-3	
2010-11	0-3	6-8	5-9	9-7	6-6	6-9	2-6	
2011-12		N/A	1-2	2-17	1-10	3-14	0-16	
2012-13		7-8	1-15	3-11	2-10	4-12	4-5	
2013-14	0-1	8-8	6-9	7-9	6-4	9-7	7-1	
2014-15	1-0	3-14	6-9	10-4	3-6	8-9	2-7	
2015-16	0-2	10-5	7-7	6-11	7-3	13-3	5-3	
2016-17	2-1	8-7	9-7	4-11	3-8	9-7	1-5	
2017-18	4-3	4-9	5-11	8-6	7-5	6-9	2-3	
2018-19	4-4	7-7	7-7	6-8	4-7	7-8	4-2	
2019-20	2-3	6-10	5-10	3-9	5-6	2-4		
2020-21			2-2	7-9	7-6	8-5	6-10	3-7
2021-22	5-2	8-8	6-7	9-6	2-10	10-4	3-2	
2022-23	3-4	3-11	4-12	5-10	5-6	6-9	1-3	
<b>TOTALS</b>	<b>24-27</b>	<b>186-248</b>	<b>182-263</b>	<b>198-280</b>	<b>162-231</b>	<b>244-237</b>	<b>153-164</b>	<b>5-8</b>

## ALL-TIME ROSTER

Note: Players are listed based on appearing in at least one regular or postseason game

MICHAEL ADAMS		#23	POS: GUARD			HGT: 5-10	WGT: 162	BORN: 1-19-63		FROM: BOSTON COLLEGE													
Acquired: From Washington on August 2, 1994 in exchange for second round draft picks in 1996 and 1997																							
Departed: Became an unrestricted free agent after the 1995-96 season																							
YR	G	GS	MIN	FG	FGA	PCT	3FG	3FGA	PCT	FT	FTA	PCT	OFF	DEF	TOT	AST	PF	DQ	STL	TO	BLK	PTS	AVG
94-95	29	0	443	67	148	.453	29	81	.358	25	30	.833	6	23	29	95	41	0	23	26	1	188	6.5
95-96	21	3	329	37	83	.446	14	41	.341	26	35	.743	5	17	22	67	25	0	21	25	4	114	5.4
<b>TOTALS</b>	<b>50</b>	<b>3</b>	<b>772</b>	<b>104</b>	<b>231</b>	<b>.450</b>	<b>43</b>	<b>122</b>	<b>.352</b>	<b>51</b>	<b>65</b>	<b>.785</b>	<b>11</b>	<b>40</b>	<b>51</b>	<b>162</b>	<b>66</b>	<b>0</b>	<b>44</b>	<b>51</b>	<b>5</b>	<b>302</b>	<b>6.0</b>
RAFAEL ADDISON		#7	POS: FORWARD			HGT: 6-7	WGT: 215	BORN: 7-22-64		FROM: SYRACUSE													
Acquired: Signed on September 27, 1995																							
Departed: Became an unrestricted free agent after the 1995-96 season																							
YR	G	GS	MIN	FG	FGA	PCT	3FG	3FGA	PCT	FT	FTA	PCT	OFF	DEF	TOT	AST	PF	DQ	STL	TO	BLK	PTS	AVG
95-96	53	0	516	77	165	.467	0	9	.000	17	22	.773	25	65	90	30	74	0	9	27	9	171	3.2
96-97	41	3	355	49	122	.402	8	20	.400	22	28	.786	19	26	45	34	52	0	8	17	3	128	3.1
<b>TOTALS</b>	<b>94</b>	<b>3</b>	<b>871</b>	<b>126</b>	<b>287</b>	<b>.439</b>	<b>8</b>	<b>29</b>	<b>.276</b>	<b>39</b>	<b>50</b>	<b>.780</b>	<b>44</b>	<b>91</b>	<b>135</b>	<b>64</b>	<b>126</b>	<b>0</b>	<b>17</b>	<b>44</b>	<b>12</b>	<b>299</b>	<b>3.2</b>
JEFF ADRIEN		#4	POS: FORWARD			HGT: 6-7	WGT: 245	BORN: 2-10-86		FROM: CONNECTICUT													
Acquired: Signed on December 9, 2012																							
Departed: Traded to Milwaukee with Ramon Sessions in exchange for Gary Neal and Luke Ridnour on February 20, 2014																							
YR	G	GS	MIN	FG	FGA	PCT	3FG	3FGA	PCT	FT	FTA	PCT	OFF	DEF	TOT	AST	PF	DQ	STL	TO	BLK	PTS	AVG
12-13	52	5	713	72	168	.429	0	2	.000	65	100	.650	68	128	196	36	80	0	18	32	27	209	4.0
13-14	25	0	256	22	40	.550	0	0	.000	13	25	.520	33	55	88	7	35	0	7	8	15	57	2.3
<b>TOTALS</b>	<b>77</b>	<b>5</b>	<b>969</b>	<b>94</b>	<b>208</b>	<b>.452</b>	<b>0</b>	<b>2</b>	<b>.000</b>	<b>78</b>	<b>125</b>	<b>.624</b>	<b>101</b>	<b>183</b>	<b>284</b>	<b>43</b>	<b>115</b>	<b>0</b>	<b>25</b>	<b>40</b>	<b>42</b>	<b>266</b>	<b>3.5</b>
ALEXIS AJINCA		#21	POS: CENTER			HGT: 7-1	WGT: 262	BORN: 5-6-88		FROM: FRANCE													
Acquired: Selected with the 20th overall pick in the 2008 NBA Draft																							
Departed: Traded to Dallas with Tyson Chandler in exchange for Matt Carroll, Erick Dampier and Eduardo Najera on July 13, 2010																							
YR	G	GS	MIN	FG	FGA	PCT	3FG	3FGA	PCT	FT	FTA	PCT	OFF	DEF	TOT	AST	PF	DQ	STL	TO	BLK	PTS	AVG
08-09	31	4	182	25	69	.362	0	2	.000	20	28	.714	9	21	30	3	34	0	7	12	6	70	2.3
09-10	6	0	30	5	10	.500	0	0	---	0	1	.000	1	3	4	0	5	0	1	2	1	10	1.7
<b>TOTALS</b>	<b>37</b>	<b>4</b>	<b>212</b>	<b>30</b>	<b>79</b>	<b>.380</b>	<b>0</b>	<b>2</b>	<b>.000</b>	<b>20</b>	<b>29</b>	<b>.690</b>	<b>10</b>	<b>24</b>	<b>34</b>	<b>3</b>	<b>39</b>	<b>0</b>	<b>8</b>	<b>14</b>	<b>7</b>	<b>80</b>	<b>2.2</b>
CORY ALEXANDER		#12	POS: GUARD			HGT: 6-1	WGT: 185	BORN: 6-22-73		FROM: VIRGINIA													
Acquired: Signed on February 28, 2005																							
Departed: Became an unrestricted free agent after the 2004-05 season																							
YR	G	GS	MIN	FG	FGA	PCT	3FG	3FGA	PCT	FT	FTA	PCT	OFF	DEF	TOT	AST	PF	DQ	STL	TO	BLK	PTS	AVG
04-05	16	1	201	16	49	.327	8	19	.421	9	12	.750	8	21	29	37	29	0	9	19	1	49	3.1
MALIK ALLEN		#35	POS: FORWARD			HGT: 6-10	WGT: 250	BORN: 6-27-78		FROM: VILLANOVA													
Acquired: From Miami on February 24, 2005, in exchange for Steve Smith																							
Departed: Became an unrestricted free agent after the 2004-05 season																							
YR	G	GS	MIN	FG	FGA	PCT	3FG	3FGA	PCT	FT	FTA	PCT	OFF	DEF	TOT	AST	PF	DQ	STL	TO	BLK	PTS	AVG
04-05	22	1	271	49	101	.485	0	0	---	13	14	.929	16	31	47	7	24	0	5	7	11	111	5.0
ALAN ANDERSON		#15	POS: GUARD/FORWARD			HGT: 6-6	WGT: 220	BORN: 10-16-82		FROM: MICHIGAN STATE													
Acquired: Signed on August 9, 2005																							
Departed: Became an unrestricted free agent after the 2006-07 season																							
YR	G	GS	MIN	FG	FGA	PCT	3FG	3FGA	PCT	FT	FTA	PCT	OFF	DEF	TOT	AST	PF	DQ	STL	TO	BLK	PTS	AVG
05-06	36	7	564	75	181	.414	24	58	.414	33	41	.805	23	47	70	32	48	0	11	32	4	207	5.8
06-07	17	0	256	37	81	.457	5	20	.250	19	23	.826	11	21	32	21	33	0	7	22	0	98	5.8
<b>TOTALS</b>	<b>53</b>	<b>7</b>	<b>820</b>	<b>112</b>	<b>262</b>	<b>.427</b>	<b>29</b>	<b>78</b>	<b>.371</b>	<b>52</b>	<b>64</b>	<b>.821</b>	<b>34</b>	<b>68</b>	<b>102</b>	<b>53</b>	<b>81</b>	<b>0</b>	<b>18</b>	<b>54</b>	<b>4</b>	<b>305</b>	<b>5.7</b>
DEREK ANDERSON		#23/#1	POS: GUARD			HGT: 6-5	WGT: 195	BORN: 7-18-74		FROM: KENTUCKY													
Acquired: Signed on November 28, 2006																							
Departed: Became an unrestricted free agent after the 2007-08 season																							
YR	G	GS	MIN	FG	FGA	PCT	3FG	3FGA	PCT	FT	FTA	PCT	OFF	DEF	TOT	AST	PF	DQ	STL	TO	BLK	PTS	AVG
06-07	50	32	1190	126	294	.429	54	152	.355	93	106	.877	29	84	113	133	115	1	52	56	7	399	8.0
07-08	28	0	396	47	125	.376	19	52	.365	28	38	.737	9	43	52	44	49	0	12	25	1	141	5.0
<b>TOTALS</b>	<b>78</b>	<b>32</b>	<b>1586</b>	<b>173</b>	<b>419</b>	<b>.413</b>	<b>73</b>	<b>204</b>	<b>.358</b>	<b>121</b>	<b>144</b>	<b>.840</b>	<b>38</b>	<b>126</b>	<b>165</b>	<b>177</b>	<b>164</b>	<b>1</b>	<b>64</b>	<b>81</b>	<b>8</b>	<b>540</b>	<b>6.9</b>
KENNY ANDERSON		#12	POS: GUARD			HGT: 6-1	WGT: 168	BORN: 10-9-70		FROM: GEORGIA TECH													
Acquired: From New Jersey with Gerald Glass on January 19, 1996, in exchange for Kendall Gill and Khalid Reeves																							
Departed: Became an unrestricted free agent after the 1995-96 season																							
YR	G	GS	MIN	FG	FGA	PCT	3FG	3FGA	PCT	FT	FTA	PCT	OFF	DEF	TOT	AST	PF	DQ	STL	TO	BLK	PTS	AVG
95-96	38	36	1302	206	454	.454	56	157	.357	109	150	.727	26	76	102	328	105	1	59	88	6	577	15.2



## HISTORY

## ALL-TIME ROSTER

Note: Players are listed based on appearing in at least one regular or postseason game

RICHARD ANDERSON		#35	POS: FORWARD				HGT: 6-10	WGT: 240	BORN: 11-19-60		FROM: UC SANTA BARBARA												
Acquired: From Portland on October 17, 1989, in exchange for Robert Reid																							
Departed: Waived on October 30, 1990																							
YR	G	GS	MIN	FG	FGA	PCT	3FG	3FGA	PCT	FT	FTA	PCT	OFF	DEF	TOT	AST	PF	DQ	STL	TO	BLK	PTS	AVG
89-90	54	2	604	88	211	.417	37	100	.370	18	23	.783	33	94	127	55	64	0	20	26	9	231	4.3
MICHAEL ANSLEY		#54	POS: FORWARD				HGT: 6-7	WGT: 225	BORN: 2-8-67		FROM: ALABAMA												
Acquired: Signed to a 10-day contract on January 10, 1992																							
Departed: Became an unrestricted free agent on January 20, 1992																							
YR	G	GS	MIN	FG	FGA	PCT	3FG	3FGA	PCT	FT	FTA	PCT	OFF	DEF	TOT	AST	PF	DQ	STL	TO	BLK	PTS	AVG
91-92	2	0	13	3	7	.429	0	0	---	0	0	---	0	2	2	0	1	0	0	0	0	6	3.0
B.J. ARMSTRONG		#10	POS: GUARD				HGT: 6-2	WGT: 175	BORN: 9-9-67		FROM: IOWA												
Acquired: From Golden State on November 7, 1997, in exchange for Muggsy Bogues and Tony Delk																							
Departed: Traded to L.A. Lakers with Glen Rice and J.R. Reid on March 10, 1999, in exchange for Eddie Jones and Elden Campbell																							
YR	G	GS	MIN	FG	FGA	PCT	3FG	3FGA	PCT	FT	FTA	PCT	OFF	DEF	TOT	AST	PF	DQ	STL	TO	BLK	PTS	AVG
97-98	62	0	772	99	194	.510	9	34	.265	37	43	.860	12	57	69	144	68	0	25	35	0	244	3.9
98-99	10	1	178	21	43	.488	6	8	.750	9	10	.900	1	15	16	27	16	0	3	10	0	57	5.7
TOTALS	72	1	950	120	237	.506	15	42	.357	46	53	.868	13	72	85	171	84	0	28	45	0	301	4.2
STACEY AUGMON		#2	POS: FORWARD				HGT: 6-6	WGT: 205	BORN: 8-1-68		FROM: UNLV												
Acquired: Signed on July 25, 2001																							
Departed: A member of the final Charlotte Hornets team of the classic era																							
Departed: Became an unrestricted free agent after the 2011-12 season																							
YR	G	GS	MIN	FG	FGA	PCT	3FG	3FGA	PCT	FT	FTA	PCT	OFF	DEF	TOT	AST	PF	DQ	STL	TO	BLK	PTS	AVG
01-02	77	3	1319	141	329	.427	0	3	.000	77	101	.762	59	166	225	103	115	0	56	54	12	357	4.6
D.J. AUGUSTIN		#14	POS: GUARD				HGT: 6-0	WGT: 180	BORN: 11-10-87		FROM: TEXAS												
Acquired: Selected with the ninth overall pick in the 2008 NBA Draft																							
Departed: Became an unrestricted free agent after the 2011-12 season																							
YR	G	GS	MIN	FG	FGA	PCT	3FG	3FGA	PCT	FT	FTA	PCT	OFF	DEF	TOT	AST	PF	DQ	STL	TO	BLK	PTS	AVG
08-09	71	12	1908	267	621	.430	108	246	.439	208	233	.893	17	116	133	250	140	1	42	119	2	850	11.8
09-10	80	2	1472	168	435	.386	70	178	.393	102	131	.779	11	86	97	193	127	0	45	74	5	508	6.4
10-11	82	82	2757	399	958	.416	111	333	.333	269	297	.906	38	187	225	498	152	0	54	155	3	1178	14.4
11-12	48	46	1408	183	487	.376	61	179	.341	105	120	.875	24	85	109	307	65	0	36	110	1	532	11.1
TOTALS	281	142	7545	1017	2501	.407	350	936	.374	684	781	.876	90	474	564	1248	484	1	177	458	11	3068	10.9
DWAYNE BACON		#7	POS: GUARD/FORWARD				HGT: 6-7	WGT: 221	BORN: 8-30-95		FROM: FLORIDA STATE												
Acquired: Selected 40th overall in the 2017 NBA Draft by the New Orleans Pelicans... Draft rights acquired by Charlotte on draft night, along with cash considerations, in exchange for the draft rights to Frank Jackson (31st overall pick).																							
Departed: Became an unrestricted free agent after the 2019-20 season																							
YR	G	GS	MIN	FG	FGA	PCT	3FG	3FGA	PCT	FT	FTA	PCT	OFF	DEF	TOT	AST	PF	DQ	STL	TO	BLK	PTS	AVG
17-18	53	6	713	72	192	.375	11	43	.256	20	25	.800	4	120	124	38	46	0	16	23	2	175	3.3
18-19	43	13	759	122	257	.475	38	87	.437	34	46	.739	8	81	89	47	72	0	12	18	5	316	7.3
19-20	39	11	687	85	244	.348	19	68	.284	35	53	.660	15	85	100	52	52	0	23	37	2	224	5.7
TOTALS	135	30	2159	279	693	.403	68	197	.345	89	124	.718	27	286	313	137	170	0	51	41	9	715	5.3
LAMELO BALL		#2/1	POS: GUARD				HGT: 6-7	WGT: 180	BORN: 8-22-01		FROM: CHINO HILLS												
Acquired: Selected in the first round (3rd overall) of the 2021 NBA Draft.																							
YR	G	GS	MIN	FG	FGA	PCT	3FG	3FGA	PCT	FT	FTA	PCT	OFF	DEF	TOT	AST	PF	DQ	STL	TO	BLK	PTS	AVG
20-21	51	31	1469	293	672	.436	92	261	.352	125	165	.758	63	239	302	313	136	0	81	145	18	803	15.7
21-22	75	75	2422	538	1254	.429	220	565	.389	212	243	.872	108	393	501	571	237	5	119	245	30	1508	20.1
22-23	36	36	1268	296	721	.411	144	383	.376	102	122	.836	42	189	231	304	118	6	46	129	11	838	23.3
TOTALS	162	142	5159	1127	2647	.426	456	1209	.377	439	530	.828	213	821	1034	1188	491	11	246	519	59	3149	19.4
NICOLAS BATUM		#5	POS: GUARD/FORWARD				HGT: 6-8	WGT: 200	BORN: 12-14-88		FROM: FRANCE												
Acquired: From Portland on June 24, 2015 in exchange for Gerald Henderson and Noah Vonleh																							
Departed: Waived on November 29, 2019																							
YR	G	GS	MIN	FG	FGA	PCT	3FG	3FGA	PCT	FT	FTA	PCT	OFF	DEF	TOT	AST	PF	DQ	STL	TO	BLK	PTS	AVG
15-16	70	70	2448	372	873	.426	139	399	.348	163	192	.849	55	373	428	403	114	0	65	205	43	1046	14.9
16-17	77	77	2617	393	975	.403	135	405	.333	243	284	.856	46	435	481	456	109	0	86	194	29	1164	15.1
17-18	64	64	1981	270	650	.415	92	274	.336	108	130	.831	57	249	306	349	72	0	65	131	23	740	11.6
18-19	75	72	2354	253	562	.450	116	298	.389	77	89	.865	71	319	390	247	140	0	71	117	43	699	9.3
19-20	22	3	505	28	8	.346	14	49	.286	9	10	.900	25	75	100	66	41	0	17	22	8	79	3.6
TOTALS	308	286	9905	1316	3141	.419	496	1425	.348	600	705	.851	254	1451	1705	1521	476	0	304	669	146	3728	12.1

## ALL-TIME ROSTER

Note: Players are listed based on appearing in at least one regular or postseason game

<b>LONNY BAXTER</b>	<b>#35</b>	<b>POS: FORWARD</b>	<b>HGT: 6-8</b>	<b>WGT: 261</b>	<b>BORN: 7-27-79</b>	<b>FROM: MARYLAND</b>
---------------------	------------	---------------------	-----------------	-----------------	----------------------	-----------------------

Acquired: From Houston on February 9, 2006, for Keith Bogans

Departed: Became an unrestricted free agent after the 2005-06 season

YR	G	GS	MIN	FG	FGA	PCT	3FG	3FGA	PCT	FT	FTA	PCT	OFF	DEF	TOT	AST	PF	DQ	STL	TO	BLK	PTS	AVG
05-06	18	0	113	12	32	.375	0	0	---	12	16	.750	7	26	33	2	8	0	2	7	1	36	2.0

<b>COREY BECK</b>	<b>#14/#15</b>	<b>POS: GUARD</b>	<b>HGT: 6-2</b>	<b>WGT: 290</b>	<b>BORN: 5-27-91</b>	<b>FROM: ARKANSAS</b>
-------------------	----------------	-------------------	-----------------	-----------------	----------------------	-----------------------

Acquired: Signed on December 23, 1995

Departed: Waived on January 5, 1996

Acquired: Signed on October 22, 1997

Departed: Became an unrestricted free agent after the 1997-98 season

Acquired: Signed on March 17, 1999

Departed: Became an unrestricted free agent after the 1998-99 season

YR	G	GS	MIN	FG	FGA	PCT	3FG	3FGA	PCT	FT	FTA	PCT	OFF	DEF	TOT	AST	PF	DQ	STL	TO	BLK	PTS	AVG
95-96	5	0	33	2	8	.250	0	0	---	1	2	.500	3	4	7	5	8	0	1	4	0	5	1.0
97-98	59	14	738	73	159	.459	2	4	.500	43	59	.729	27	63	90	98	100	0	33	70	7	191	3.2
98-99	16	0	150	14	31	.452	1	1	1.000	6	13	.462	3	20	23	20	21	0	7	11	2	35	2.2
<b>TOTALS</b>	<b>80</b>	<b>14</b>	<b>921</b>	<b>89</b>	<b>198</b>	<b>.449</b>	<b>3</b>	<b>5</b>	<b>.600</b>	<b>50</b>	<b>74</b>	<b>.676</b>	<b>33</b>	<b>87</b>	<b>120</b>	<b>123</b>	<b>129</b>	<b>0</b>	<b>41</b>	<b>85</b>	<b>9</b>	<b>231</b>	<b>2.9</b>

<b>RAJA BELL</b>	<b>#19</b>	<b>POS: GUARD</b>	<b>HGT: 6-5</b>	<b>WGT: 215</b>	<b>BORN: 9-19-76</b>	<b>FROM: FLORIDA INTERNATIONAL</b>
------------------	------------	-------------------	-----------------	-----------------	----------------------	------------------------------------

Acquired: From Phoenix with Boris Diaw and Sean Singletary on December 10, 2008, for Jared Dudley and Jason Richardson

Departed: Traded to Golden State with Vladimir Radmanovic in exchange for Stephen Jackson and Aclie Law on November 16, 2009

YR	G	GS	MIN	FG	FGA	PCT	3FG	3FGA	PCT	FT	FTA	PCT	OFF	DEF	TOT	AST	PF	DQ	STL	TO	BLK	PTS	AVG
08-09	45	44	1603	223	507	.440	70	177	.395	71	81	.877	33	146	179	113	109	0	37	68	6	587	13.0
09-10	5	5	157	24	55	.436	9	24	.375	3	3	1.000	5	16	21	10	13	0	4	5	2	60	12.0
<b>TOTALS</b>	<b>50</b>	<b>49</b>	<b>1760</b>	<b>247</b>	<b>562</b>	<b>.440</b>	<b>79</b>	<b>201</b>	<b>.393</b>	<b>74</b>	<b>84</b>	<b>.881</b>	<b>38</b>	<b>162</b>	<b>200</b>	<b>123</b>	<b>122</b>	<b>0</b>	<b>41</b>	<b>73</b>	<b>8</b>	<b>647</b>	<b>12.9</b>

<b>MARCO BELINELLI</b>	<b>#21</b>	<b>POS: GUARD/FORWARD</b>	<b>HGT: 6-5</b>	<b>WGT: 210</b>	<b>BORN: 3-25-86</b>	<b>FROM: ITALY</b>
------------------------	------------	---------------------------	-----------------	-----------------	----------------------	--------------------

Acquired: Acquired in exchange for the draft rights to Malachi Richardson (No. 22 overall pick in 2016 Draft) on July 7, 2016

Departed: Traded to Atlanta with Miles Plumlee in exchange for Dwight Howard on June 20, 2017

YR	G	GS	MIN	FG	FGA	PCT	3FG	3FGA	PCT	FT	FTA	PCT	OFF	DEF	TOT	AST	PF	DQ	STL	TO	BLK	PTS	AVG
16-17	74	0	1778	264	615	.429	102	283	.360	150	168	.893	14	146	178	147	90	0	44	70	9	780	10.5

<b>TONY BENNETT</b>	<b>#25</b>	<b>POS: GUARD</b>	<b>HGT: 6-0</b>	<b>WGT: 275</b>	<b>BORN: 6-1-69</b>	<b>FROM: WISCONSIN-GREEN BAY</b>
---------------------	------------	-------------------	-----------------	-----------------	---------------------	----------------------------------

Acquired: Selected with the 35th pick in the 1992 NBA Draft

Departed: Became an unrestricted free agent after the 1994-95 season

YR	G	GS	MIN	FG	FGA	PCT	3FG	3FGA	PCT	FT	FTA	PCT	OFF	DEF	TOT	AST	PF	DQ	STL	TO	BLK	PTS	AVG
92-93	75	2	857	110	260	.423	26	80	.325	30	41	.732	12	51	63	136	110	0	30	50	0	276	3.7
93-94	74	5	983	105	263	.399	27	75	.360	11	15	.733	16	74	90	163	84	0	39	40	1	248	3.4
94-95	3	0	46	6	13	.462	2	9	.222	0	0	---	0	2	2	4	6	0	0	3	0	14	4.7
<b>TOTALS</b>	<b>152</b>	<b>7</b>	<b>1886</b>	<b>221</b>	<b>536</b>	<b>.412</b>	<b>55</b>	<b>164</b>	<b>.335</b>	<b>41</b>	<b>56</b>	<b>.732</b>	<b>28</b>	<b>127</b>	<b>155</b>	<b>303</b>	<b>200</b>	<b>0</b>	<b>69</b>	<b>93</b>	<b>1</b>	<b>538</b>	<b>3.5</b>

<b>BISMACK BIYOMBO</b>	<b>#8</b>	<b>POS: FORWARD/CENTER</b>	<b>HGT: 6-9</b>	<b>WGT: 255</b>	<b>BORN: 5-12-80</b>	<b>FROM: DEMOCRATIC REPUBLIC OF CONGO</b>
------------------------	-----------	----------------------------	-----------------	-----------------	----------------------	---

Acquired: In a three-team trade, draft rights acquired from Sacramento on June 23, 2011 in exchange for Beno Udrih (Sacramento), draft rights to Tobias Harris, Stephen Jackson and Shaun Livingston (Mil).

Departed: Became an unrestricted free agent after the 2014-15 season

Acquired: In a three-team trade from the Orlando Magic on July 8, 2018, along with two future second round picks, in exchange for Timofey Mozgov (Orlando Magic) and Julian Stone (Chicago Bulls)

Departed: Became an unrestricted free agent after the 2020-21 season

YR	G	GS	MIN	FG	FGA	PCT	3FG	3FGA	PCT	FT	FTA	PCT	OFF	DEF	TOT	AST	PF	DQ	STL	TO	BLK	PTS	AVG
11-12	63	41	1455	129	278	.464	0	0	---	69	143	.483	113	255	368	27	145	1	20	71	115	327	5.2
12-13	80	65	2186	156	346	.451	0	0	---	74	142	.521	194	388	582	35	195	1	28	82	143	386	4.8
13-14	77	9	1072	88	144	.611	0	0	---	46	89	.517	105	261	366	8	124	1	7	40	86	222	2.9
14-15	64	21	1243	101	186	.543	0	0	---	102	175	.583	159	248	407	16	140	X	18	52	99	304	4.8
18-19	54	32	782	89	156	.571	0	0	---	58	91	.637	81	166	247	33	103	1	11	34	41	236	4.4
19-20	53	29	1029	151	278	.543	0	0	---	91	151	.603	120	188	308	50	116	1	10	48	49	393	7.4
20-21	66	36	1349	142	242	.587	0	1	.000	47	105	.448	137	210	347	81	141	0	17	47	74	331	5.0
<b>TOTALS</b>	<b>457</b>	<b>233</b>	<b>9147</b>	<b>856</b>	<b>1630</b>	<b>.525</b>	<b>0</b>	<b>1</b>	<b>.000</b>	<b>487</b>	<b>791</b>	<b>.556</b>	<b>772</b>	<b>1506</b>	<b>2278</b>	<b>169</b>	<b>823</b>	<b>5</b>	<b>94</b>	<b>327</b>	<b>533</b>	<b>1868</b>	<b>4.8</b>

<b>JAMES BLACKWELL</b>	<b>#7</b>	<b>POS: GUARD</b>	<b>HGT: 6-0</b>	<b>WGT: 190</b>	<b>BORN: 2-25-68</b>	<b>FROM: DARTMOUTH</b>
------------------------	-----------	-------------------	-----------------	-----------------	----------------------	------------------------

Acquired: Signed on November 30, 1994

Departed: Waived on December 17, 1994

YR	G	GS	MIN	FG	FGA	PCT	3FG	3FGA	PCT	FT	FTA	PCT	OFF	DEF	TOT	AST	PF	DQ	STL	TO	BLK	PTS	AVG
94-95	4	0	19	2	3	.667	0	0	---	0	0	---	0	3	3	5	1	0	1	2	0	4	1.0



ALL-TIME ROSTER

Note: Players are listed based on appearing in at least one regular or postseason game

**DERRICK BROWN #4 POS: FORWARD HGT: 6-7 WGT: 225 BORN: 9-8-87 FROM: XAVIER**

Acquired: Selected with the 40th overall pick in the 2009 NBA Draft

Departed: Waived on February 24, 2011

Acquired: Signed as a free agent on December 20, 2012

Departed: Became an unrestricted free agent after the 2011-12 season

YR	G	GS	MIN	FG	FGA	PCT	3FG	3FGA	PCT	FT	FTA	PCT	OFF	DEF	TOT	AST	PF	DQ	STL	TO	BLK	PTS	AVG
09-10	57	0	535	68	147	.463	2	7	.286	48	72	.667	31	47	78	19	53	0	21	19	10	186	3.3
10-11	41	1	488	62	113	.549	2	6	.333	25	47	.532	32	52	84	29	48	0	16	28	8	151	3.7
11-12	65	17	1443	212	409	.518	6	24	.250	94	141	.667	95	141	236	67	96	0	48	55	12	524	8.1
<b>TOTALS</b>	<b>163</b>	<b>18</b>	<b>2466</b>	<b>342</b>	<b>669</b>	<b>.511</b>	<b>10</b>	<b>37</b>	<b>.270</b>	<b>167</b>	<b>260</b>	<b>.642</b>	<b>158</b>	<b>240</b>	<b>398</b>	<b>115</b>	<b>197</b>	<b>0</b>	<b>85</b>	<b>102</b>	<b>30</b>	<b>861</b>	<b>5.3</b>

**CHUCKY BROWN #52 POS: FORWARD HGT: 6-8 WGT: 214 BORN: 2-29-68 FROM: NORTH CAROLINA STATE**

Acquired: Signed on January 21, 1999

Departed: Became an unrestricted free agent after the 1998-99 season

Acquired: Claimed off waivers on February 9, 2000

Departed: Became an unrestricted free agent after the 1999-2000 season

YR	G	GS	MIN	FG	FGA	PCT	3FG	3FGA	PCT	FT	FTA	PCT	OFF	DEF	TOT	AST	PF	DQ	STL	TO	BLK	PTS	AVG
98-99	48	21	1192	176	373	.472	15	40	.375	40	59	.678	36	138	174	57	106	0	16	38	19	407	8.5
99-00	33	2	494	66	152	.434	1	7	.143	11	21	.524	24	66	90	25	61	1	12	17	8	144	4.4
<b>TOTALS</b>	<b>81</b>	<b>23</b>	<b>168</b>	<b>242</b>	<b>525</b>	<b>.461</b>	<b>16</b>	<b>47</b>	<b>.340</b>	<b>51</b>	<b>80</b>	<b>.638</b>	<b>60</b>	<b>204</b>	<b>264</b>	<b>82</b>	<b>167</b>	<b>1</b>	<b>28</b>	<b>55</b>	<b>27</b>	<b>551</b>	<b>6.8</b>

**KWAME BROWN #54 POS: CENTER HGT: 6-11 WGT: 270 BORN: 3-10-82 FROM: GLYNN ACADEMY HS (GA)**

Acquired: Signed on August 24, 2010

Departed: Became an unrestricted free agent after the 2010-11 season

YR	G	GS	MIN	FG	FGA	PCT	3FG	3FGA	PCT	FT	FTA	PCT	OFF	DEF	TOT	AST	PF	DQ	STL	TO	BLK	PTS	AVG
10-11	66	50	1714	194	375	.517	0	0	---	136	231	.589	147	303	450	43	174	0	26	69	39	524	7.9

**P.J. BROWN #42 POS: FORWARD HGT: 6-11 WGT: 225 BORN: 10-14-69 FROM: LOUISIANA TECH**

Acquired: From Miami with Jarmal Mashburn, Otis Thorpe, Rodney Buford and Tim James on August 1, 2000, in exchange for Eddie Jones, Anthony Mason, Ricky Davis and Dale Ellis

Departed: A member of the final Charlotte Hornets team of the classic era

YR	G	GS	MIN	FG	FGA	PCT	3FG	3FGA	PCT	FT	FTA	PCT	OFF	DEF	TOT	AST	PF	DQ	STL	TO	BLK	PTS	AVG
00-01	80	79	2811	249	561	.444	0	4	.000	178	209	.852	257	485	742	127	260	6	78	108	92	676	8.4
01-02	80	80	2563	250	527	.474	0	0	---	169	197	.858	273	513	786	107	222	1	59	85	78	669	8.4
<b>TOTALS</b>	<b>160</b>	<b>159</b>	<b>5374</b>	<b>499</b>	<b>1088</b>	<b>.459</b>	<b>0</b>	<b>4</b>	<b>.000</b>	<b>347</b>	<b>406</b>	<b>.855</b>	<b>530</b>	<b>998</b>	<b>1528</b>	<b>234</b>	<b>482</b>	<b>7</b>	<b>137</b>	<b>193</b>	<b>170</b>	<b>1345</b>	<b>8.4</b>

**SHANNON BROWN #12 POS: GUARD HGT: 6-4 WGT: 211 BORN: 11-29-85 FROM: MICHIGAN STATE**

Acquired: Signed on August 6, 2008

Departed: Traded to L.A. Lakers with Adam Morrison in exchange for Vladimir Radmanovic on February 7, 2009

YR	G	GS	MIN	FG	FGA	PCT	3FG	3FGA	PCT	FT	FTA	PCT	OFF	DEF	TOT	AST	PF	DQ	STL	TO	BLK	PTS	AVG
08-09	30	0	341	56	123	.455	8	28	.286	24	30	.800	8	16	24	28	33	0	18	29	5	144	4.8

**MATT BULLARD #50 POS: FORWARD HGT: 6-10 WGT: 215 BORN: 6-5-67 FROM: IOWA**

Acquired: Signed on August 13, 2001

Departed: A member of the final Charlotte Hornets team of the classic era

YR	G	GS	MIN	FG	FGA	PCT	3FG	3FGA	PCT	FT	FTA	PCT	OFF	DEF	TOT	AST	PF	DQ	STL	TO	BLK	PTS	AVG
01-02	31	0	350	39	115	.339	16	57	.281	11	12	.917	10	37	47	16	29	0	2	12	2	105	3.4

**KEVIN BURLERSON #12 POS: GUARD HGT: 6-3 WGT: 205 BORN: 9-4-79 FROM: MINNESOTA**

Acquired: Signed on August 31, 2005

Departed: Became an unrestricted after the 2005-06 season

YR	G	GS	MIN	FG	FGA	PCT	3FG	3FGA	PCT	FT	FTA	PCT	OFF	DEF	TOT	AST	PF	DQ	STL	TO	BLK	PTS	AVG
05-06	39	1	240	22	88	.250	10	24	.185	16	17	.941	4	22	26	48	63	2	26	25	2	70	1.8

**SCOTT BURRELL #24/#2 POS: FORWARD HGT: 6-7 WGT: 218 BORN: 1-12-71 FROM: CONNECTICUT**

Acquired: Selected with the 20th overall pick in the 1993 NBA Draft

Departed: Traded to Golden State on February 20, 1997, in exchange for Donald Royal

Acquired: Signed on April 10, 2001

Departed: Became an unrestricted free agent after the 2000-01 season

YR	G	GS	MIN	FG	FGA	PCT	3FG	3FGA	PCT	FT	FTA	PCT	OFF	DEF	TOT	AST	PF	DQ	STL	TO	BLK	PTS	AVG
93-94	51	16	767	98	234	.419	2	6	.333	46	70	.657	46	86	132	62	88	0	37	45	16	244	4.8
94-95	65	62	2014	277	593	.467	96	235	.409	100	144	.694	96	272	368	161	187	1	75	85	40	750	11.5
95-96	20	20	693	92	206	.447	37	98	.378	42	56	.750	26	72	98	47	76	2	27	43	13	263	13.2
96-97	28	2	482	45	131	.344	19	55	.345	42	53	.792	24	55	79	39	60	0	14	25	11	151	5.4
00-01	4	0	41	7	15	.467	2	6	.333	1	4	.250	1	2	3	1	8	0	3	0	0	17	4.3
<b>TOTALS</b>	<b>168</b>	<b>100</b>	<b>3997</b>	<b>519</b>	<b>1179</b>	<b>.440</b>	<b>156</b>	<b>400</b>	<b>.390</b>	<b>231</b>	<b>327</b>	<b>.706</b>	<b>193</b>	<b>487</b>	<b>680</b>	<b>310</b>	<b>419</b>	<b>3</b>	<b>156</b>	<b>198</b>	<b>80</b>	<b>1425</b>	<b>8.5</b>



## ALL-TIME ROSTER

Note: Players are listed based on appearing in at least one regular or postseason game

JOE CHEALEY	#31	POS: GUARD	HCT: 6-3	WCT: 190	BORN: 11-1-95	FROM: COLLEGE OF CHARLESTON
-------------	-----	------------	----------	----------	---------------	-----------------------------

Acquired: Signed a Two-way contract on July 27, 2019

Departed: Became an unrestricted free agent upon completion of 10-day contract signed March 3, 2020

YR	G	GS	MIN	FG	FGA	PCT	3FG	3FGA	PCT	FT	FTA	PCT	OFF	DEF	TOT	AST	PF	DQ	STL	TO	BLK	PTS	AVG
18-19	1	0	8	1	3	.333	0	0	---	0	0	---	0	0	0	1	1	0	0	0	0	2	2.0
19-20	4	0	33	0	7	.000	0	4	---	2	2	1.000	0	0	0	1	2	0	4	2	0	2	0.5
<b>TOTALS</b>	<b>5</b>	<b>0</b>	<b>41</b>	<b>1</b>	<b>10</b>	<b>.100</b>	<b>0</b>	<b>4</b>	<b>---</b>	<b>2</b>	<b>2</b>	<b>1.000</b>	<b>0</b>	<b>0</b>	<b>0</b>	<b>2</b>	<b>3</b>	<b>0</b>	<b>4</b>	<b>2</b>	<b>0</b>	<b>4</b>	<b>0.8</b>

DERRICK COLEMAN	#44	POS: FORWARD	HCT: 6-10	WCT: 230	BORN: 6-21-67	FROM: SYRACUSE
-----------------	-----	--------------	-----------	----------	---------------	----------------

Acquired: Signed on January 21, 1999

Departed: Traded to Philadelphia on October 25, 2001, in a three-team trade in which Charlotte received George Lynch, Robert Traylor, Jerome Moiso from Philadelphia and Chris Porter from Golden State

YR	G	GS	MIN	FG	FGA	PCT	3FG	3FGA	PCT	FT	FTA	PCT	OFF	DEF	TOT	AST	PF	DQ	STL	TO	BLK	PTS	AVG
98-99	37	29	1178	168	406	.414	7	33	.212	143	190	.753	76	252	328	78	96	1	24	90	42	486	13.1
99-00	74	64	2347	446	979	.456	51	141	.362	296	377	.785	124	508	632	175	195	2	34	173	130	1239	16.7
00-01	34	3	683	97	255	.380	20	51	.392	63	92	.685	46	138	184	39	53	1	10	42	21	277	8.1
<b>TOTALS</b>	<b>145</b>	<b>96</b>	<b>4208</b>	<b>711</b>	<b>1640</b>	<b>.434</b>	<b>78</b>	<b>225</b>	<b>.347</b>	<b>502</b>	<b>659</b>	<b>.762</b>	<b>246</b>	<b>898</b>	<b>1144</b>	<b>292</b>	<b>344</b>	<b>4</b>	<b>68</b>	<b>305</b>	<b>193</b>	<b>2002</b>	<b>13.8</b>

SHERRON COLLINS	#11	POS: GUARD	HCT: 5-11	WCT: 220	BORN: 3-18-87	FROM: KANSAS
-----------------	-----	------------	-----------	----------	---------------	--------------

Acquired: Signed on August 6, 2010

Departed: Waived on February 24, 2011

YR	G	GS	MIN	FG	FGA	PCT	3FG	3FGA	PCT	FT	FTA	PCT	OFF	DEF	TOT	AST	PF	DQ	STL	TO	BLK	PTS	AVG
10-11	20	0	66	7	25	.280	2	10	.200	1	1	1.000	0	5	5	8	2	0	2	4	0	17	0.9

MARTY CONLON	#7	POS: CENTER	HGT: 6-11	WGT: 224	BORN: 1-19-68	FROM: PROVIDENCE
--------------	----	-------------	-----------	----------	---------------	------------------

Acquired: Signed to two consecutive 10-day contracts on February 1, 1994, before signing for the remainder of the season on February 25, 1994

Departed: Waived on March 22, 1994

YR	G	GS	MIN	FG	FGA	PCT	3FG	3FGA	PCT	FT	FTA	PCT	OFF	DEF	TOT	AST	PF	DQ	STL	TO	BLK	PTS	AVG
93-94	16	8	378	66	109	.606	0	1	.000	31	38	.816	34	55	89	28	36	1	5	23	7	163	10.2

DANTE CUNNINGHAM	#44	POS: FORWARD	HGT: 6-8	WCT: 230	BORN: 4-22-87	FROM: VILLANOVA
------------------	-----	--------------	----------	----------	---------------	-----------------

Acquired: From Portland with Sean Marks, Joel Przybylla, two first-round draft picks and cash considerations on February 24, 2011, in exchange for Gerald Wallace

Departed: Became an unrestricted free agent after the 2010-11 season

YR	G	GS	MIN	FG	FGA	PCT	3FG	3FGA	PCT	FT	FTA	PCT	OFF	DEF	TOT	AST	PF	DQ	STL	TO	BLK	PTS	AVG
10-11	22	9	529	92	181	.508	1	9	.111	13	17	.765	23	65	88	13	38	0	15	18	11	198	9.0

EARL CURETON	#25	POS: FORWARD	HCT: 6-9	WCT: 210	BORN: 9-3-57	FROM: DETROIT
--------------	-----	--------------	----------	----------	--------------	---------------

Acquired: Signed on July 20, 1988

Departed: Waived on October 31, 1989

Acquired: Signed to two consecutive 10-day contracts beginning on January 14, 1991

Departed: Became an unrestricted free agent on February 2, 1991

YR	G	GS	MIN	FG	FGA	PCT	3FG	3FGA	PCT	FT	FTA	PCT	OFF	DEF	TOT	AST	PF	DQ	STL	TO	BLK	PTS	AVG
88-89	82	41	2047	233	465	.501	0	1	.000	66	123	.537	188	300	488	130	230	3	50	114	61	532	6.5
90-91	9	1	159	8	24	.333	0	1	.000	1	3	.333	6	30	36	3	16	0	0	6	3	17	1.9
<b>TOTALS</b>	<b>91</b>	<b>42</b>	<b>2206</b>	<b>241</b>	<b>489</b>	<b>.493</b>	<b>0</b>	<b>2</b>	<b>.000</b>	<b>67</b>	<b>126</b>	<b>.532</b>	<b>194</b>	<b>330</b>	<b>524</b>	<b>133</b>	<b>246</b>	<b>3</b>	<b>50</b>	<b>120</b>	<b>64</b>	<b>549</b>	<b>6.0</b>

DELL CURRY	#30	POS: GUARD	HGT: 6-5	WCT: 190	BORN: 6-25-64	FROM: VIRGINIA TECH
------------	-----	------------	----------	----------	---------------	---------------------

Acquired: Selected in the first round (second pick) from Cleveland in the 1988 NBA Expansion Draft

Departed: Became an unrestricted free agent after the 1997-98 season

YR	G	GS	MIN	FG	FGA	PCT	3FG	3FGA	PCT	FT	FTA	PCT	OFF	DEF	TOT	AST	PF	DQ	STL	TO	BLK	PTS	AVG
88-89	48	0	813	256	521	.491	19	55	.345	40	46	.870	26	78	104	50	68	0	42	44	4	571	11.9
89-90	67	13	1860	461	990	.466	52	147	.354	96	104	.923	31	137	168	159	148	0	98	100	26	1070	16.0
90-91	76	14	1515	337	715	.471	32	86	.372	96	114	.842	47	152	199	166	125	0	75	80	25	802	10.6
91-92	77	0	2020	504	1038	.486	74	183	.404	127	152	.836	57	202	259	177	156	1	93	134	20	1209	15.7
92-93	80	0	2094	498	1102	.452	95	237	.401	136	157	.866	51	235	286	180	150	1	87	129	23	1227	15.3
93-94	82	0	2173	533	1171	.455	152	378	.402	117	134	.873	71	191	262	221	161	0	98	120	27	1335	16.3
94-95	69	0	1718	343	778	.441	154	361	.427	95	111	.856	41	127	168	113	144	1	55	98	18	935	13.6
95-96	82	29	2371	441	974	.453	164	406	.404	146	171	.854	68	196	264	176	173	2	108	130	25	1192	14.5
96-97	68	20	2078	384	836	.459	126	296	.426	114	142	.803	40	171	211	118	147	0	60	93	14	1008	14.8
97-98	52	1	971	194	434	.447	61	145	.421	41	52	.788	26	75	101	69	85	2	31	54	4	490	9.4
<b>TOTALS</b>	<b>701</b>	<b>77</b>	<b>17613</b>	<b>3951</b>	<b>8559</b>	<b>.462</b>	<b>929</b>	<b>2294</b>	<b>.405</b>	<b>1008</b>	<b>1183</b>	<b>.852</b>	<b>458</b>	<b>1564</b>	<b>2022</b>	<b>1429</b>	<b>1357</b>	<b>7</b>	<b>747</b>	<b>982</b>	<b>186</b>	<b>9839</b>	<b>14.0</b>



# HISTORY

## ALL-TIME ROSTER

Note: Players are listed based on appearing in at least one regular or postseason game

### TROY DANIELS #30 POS: GUARD HGT: 6-5 WGT: 200 BORN: 7-15-91 FROM: VIRGINIA COMMONWEALTH

Acquired: From Minnesota with Mo Williams and cash considerations on February 10, 2015, for Gary Neal and Miami's 2019 second-round draft pick

Departed: Traded to Memphis on July 12, 2016, in exchange for a trade exception

YR	G	GS	MIN	FG	FGA	PCT	3FG	3FGA	PCT	FT	FTA	PCT	OFF	DEF	TOT	AST	PF	DQ	STL	TO	BLK	PTS	AVG
14-15	11	0	135	27	59	.458	17	36	.472	6	7	.857	2	6	8	5	12	0	3	7	1	77	7.0
15-16	43	0	476	89	187	.476	59	122	.484	5	9	.556	7	50	57	21	40	0	11	24	3	242	5.6
<b>TOTALS</b>	<b>54</b>	<b>0</b>	<b>611</b>	<b>116</b>	<b>246</b>	<b>.472</b>	<b>76</b>	<b>158</b>	<b>.481</b>	<b>11</b>	<b>16</b>	<b>.688</b>	<b>9</b>	<b>56</b>	<b>65</b>	<b>26</b>	<b>52</b>	<b>0</b>	<b>14</b>	<b>31</b>	<b>4</b>	<b>319</b>	<b>5.9</b>

### NATE DARLING #30 POS: GUARD HGT: 6-3 WGT: 209 BORN: 8/30/98 FROM: DELAWARE

Acquired: Signed a Two-Way contract on November 19, 2020

Departed: An unrestricted free agent after 2020-21 season

YR	G	GS	MIN	FG	FGA	PCT	3FG	3FGA	PCT	FT	FTA	PCT	OFF	DEF	TOT	AST	PF	DQ	STL	TO	BLK	PTS	AVG
20-21	7	0	26	2	7	.286	2	7	.286	3	3	1.000	1	0	1	1	1	0	0	1	1	9	1.3

### JERMAREO DAVIDSON #33 POS: FORWARD/CENTER HGT: 6-10 WGT: 230 BORN: 11-17-84 FROM: ALABAMA

Acquired: 2007 draft rights from Golden State (38th overall pick) with Jason Richardson on June 28, 2007, in exchange for draft rights to Brandon Wright (eighth overall pick)

Departed: Waived on October 27, 2008

YR	G	GS	MIN	FG	FGA	PCT	3FG	3FGA	PCT	FT	FTA	PCT	OFF	DEF	TOT	AST	PF	DQ	STL	TO	BLK	PTS	AVG
07-08	38	2	322	51	125	.408	0	0	---	18	28	.643	21	41	62	13	46	0	7	17	15	120	3.2

### BARON DAVIS #1 POS: GUARD HGT: 6-3 WGT: 209 BORN: 4-13-79 FROM: UCLA

Acquired: Selected with the third overall pick in the 1999 NBA Draft

Departed: A member of the final Charlotte Hornets team of the classic era

YR	G	GS	MIN	FG	FGA	PCT	3FG	3FGA	PCT	FT	FTA	PCT	OFF	DEF	TOT	AST	PF	DQ	STL	TO	BLK	PTS	AVG
99-00	82	0	1523	182	433	.420	25	111	.225	97	153	.634	48	117	165	309	201	1	97	140	19	486	5.9
00-01	82	82	3192	409	957	.427	85	274	.310	228	337	.677	129	279	408	598	267	1	170	226	36	1131	13.8
01-02	82	82	3318	559	1341	.417	170	478	.356	196	338	.580	93	256	349	698	241	0	172	246	47	1484	18.1
<b>TOTALS</b>	<b>246</b>	<b>164</b>	<b>8033</b>	<b>1150</b>	<b>2731</b>	<b>.421</b>	<b>280</b>	<b>863</b>	<b>.324</b>	<b>521</b>	<b>828</b>	<b>.629</b>	<b>270</b>	<b>652</b>	<b>922</b>	<b>1605</b>	<b>709</b>	<b>2</b>	<b>472</b>	<b>612</b>	<b>102</b>	<b>3101</b>	<b>12.6</b>

### RICKY DAVIS #21 POS: GUARD HGT: 6-7 WGT: 195 BORN: 9-23-79 FROM: IOWA

Acquired: Selected with the 21st overall pick in the 1998 NBA Draft

Departed: Traded to Miami with Eddie Jones, Anthony Mason and Dale Ellis on August 1, 2000, in exchange for Jamal Mashburn, P.J. Brown, Otis Thorpe, Tim Jones and Rodney Buford

YR	G	GS	MIN	FG	FGA	PCT	3FG	3FGA	PCT	FT	FTA	PCT	OFF	DEF	TOT	AST	PF	DQ	STL	TO	BLK	PTS	AVG
98-99	46	1	557	81	200	.405	2	12	.167	45	59	.763	40	44	84	58	46	0	30	54	7	209	4.5
99-00	48	4	570	94	187	.503	0	4	.000	39	51	.765	29	54	83	62	39	0	30	46	8	227	4.7
<b>TOTALS</b>	<b>94</b>	<b>5</b>	<b>1127</b>	<b>175</b>	<b>387</b>	<b>.452</b>	<b>2</b>	<b>16</b>	<b>.125</b>	<b>84</b>	<b>110</b>	<b>.764</b>	<b>69</b>	<b>98</b>	<b>167</b>	<b>120</b>	<b>85</b>	<b>0</b>	<b>60</b>	<b>100</b>	<b>15</b>	<b>436</b>	<b>4.6</b>

### TONY DELK #00 POS: GUARD HGT: 6-2 WGT: 189 BORN: 1-28-74 FROM: KENTUCKY

Acquired: Selected with the 16th overall pick in the 1996 NBA Draft

Departed: Traded to Golden State with Muggsy Bogueson November 7, 1997, in exchange for B.J. Armstrong

YR	G	GS	MIN	FG	FGA	PCT	3FG	3FGA	PCT	FT	FTA	PCT	OFF	DEF	TOT	AST	PF	DQ	STL	TO	BLK	PTS	AVG
96-97	61	1	867	119	256	.465	52	112	.464	42	51	.824	31	68	99	99	71	1	36	68	6	332	5.4
97-98	3	0	34	3	4	.750	1	1	1.000	1	2	.500	0	2	2	3	8	0	0	4	0	8	2.7
<b>TOTALS</b>	<b>64</b>	<b>1</b>	<b>901</b>	<b>122</b>	<b>260</b>	<b>.469</b>	<b>53</b>	<b>113</b>	<b>.469</b>	<b>43</b>	<b>53</b>	<b>.811</b>	<b>31</b>	<b>70</b>	<b>101</b>	<b>102</b>	<b>79</b>	<b>1</b>	<b>36</b>	<b>72</b>	<b>6</b>	<b>340</b>	<b>5.3</b>

### BORIS DIAW #32 POS: FORWARD HGT: 6-8 WGT: 235 BORN: 4-16-82 FROM: FRANCE

Acquired: From Phoenix with Raja Bell and Sean Singletary on December 10, 2008, for Jared Dudley and Jason Richardson

Departed: Waived on March 21, 2012

YR	G	GS	MIN	FG	FGA	PCT	3FG	3FGA	PCT	FT	FTA	PCT	OFF	DEF	TOT	AST	PF	DQ	STL	TO	BLK	PTS	AVG
08-09	59	59	2216	368	743	.495	70	167	.419	83	121	.686	94	254	348	287	161	1	50	178	47	889	15.1
09-10	82	82	2906	373	773	.483	66	206	.320	113	147	.769	131	293	424	325	219	3	60	178	57	925	11.3
10-11	82	82	2778	381	774	.492	78	226	.345	84	123	.683	105	309	414	337	190	1	74	166	46	924	11.3
11-12	37	28	1018	116	283	.410	23	86	.267	17	27	.630	47	148	195	158	71	1	20	84	19	272	7.4
<b>TOTALS</b>	<b>260</b>	<b>251</b>	<b>8918</b>	<b>1238</b>	<b>2573</b>	<b>.481</b>	<b>237</b>	<b>685</b>	<b>.346</b>	<b>297</b>	<b>418</b>	<b>.711</b>	<b>377</b>	<b>1004</b>	<b>1381</b>	<b>1107</b>	<b>641</b>	<b>6</b>	<b>204</b>	<b>606</b>	<b>166</b>	<b>3010</b>	<b>11.6</b>

### DESAGANA DIOP #7 POS: CENTER HGT: 7-0 WGT: 280 BORN: 1-30-82 FROM: OAK HILL ACADEMY (VA)

Acquired: From Dallas on January 16, 2009, for Matt Carroll and Ryan Hollins

Departed: Became an unrestricted free agent after the 2012-13 season

YR	G	GS	MIN	FG	FGA	PCT	3FG	3FGA	PCT	FT	FTA	PCT	OFF	DEF	TOT	AST	PF	DQ	STL	TO	BLK	PTS	AVG
08-09	41	1	584	52	113	.460	0	0	---	10	37	.270	69	86	155	19	73	0	17	28	31	114	2.8
09-10	27	0	262	15	29	.517	0	0	---	2	9	.222	24	41	65	5	31	1	5	12	14	32	1.2
10-11	16	0	181	8	24	.333	0	0	---	4	11	.364	12	28	40	7	26	1	4	11	15	20	1.3
11-12	27	9	325	15	42	.357	0	0	---	1	6	.167	33	52	85	23	36	0	6	19	13	31	1.1
12-13	22	1	226	8	27	.296	0	1	.000	0	1	.000	10	41	51	13	19	0	5	8	16	16	0.7
<b>TOTALS</b>	<b>133</b>	<b>11</b>	<b>1578</b>	<b>98</b>	<b>235</b>	<b>.417</b>	<b>0</b>	<b>1</b>	<b>.000</b>	<b>17</b>	<b>64</b>	<b>.265</b>	<b>148</b>	<b>248</b>	<b>396</b>	<b>67</b>	<b>185</b>	<b>2</b>	<b>37</b>	<b>78</b>	<b>89</b>	<b>213</b>	<b>1.6</b>

ALL-TIME ROSTER

Note: Players are listed based on appearing in at least one regular or postseason game

<b>VLADJE DIVAC</b>	<b>#12</b>	<b>POS: CENTER</b>	<b>HGT: 7-1</b>	<b>WGT: 243</b>	<b>BORN: 2-3-68</b>	<b>FROM: SERBIA</b>
---------------------	------------	--------------------	-----------------	-----------------	---------------------	---------------------

Acquired: From L.A. Lakers on July 11, 1996, in exchange for the draft rights to Kobe Bryant  
 Departed: Became an unrestricted free agent after the 1997-98 season

YR	G	GS	MIN	FG	FGA	PCT	3FG	3FGA	PCT	FT	FTA	PCT	OFF	DEF	TOT	AST	PF	DQ	STL	TO	BLK	PTS	AVG
96-97	81	80	2840	418	847	.494	11	47	.234	177	259	.683	241	484	725	301	277	6	103	193	180	1024	12.6
97-98	64	41	1805	267	536	.498	3	14	.214	130	188	.691	183	335	518	172	179	1	83	114	94	667	10.4
<b>TOTALS</b>	<b>145</b>	<b>121</b>	<b>4645</b>	<b>685</b>	<b>1383</b>	<b>.495</b>	<b>14</b>	<b>61</b>	<b>.230</b>	<b>307</b>	<b>447</b>	<b>.687</b>	<b>424</b>	<b>819</b>	<b>1243</b>	<b>473</b>	<b>456</b>	<b>7</b>	<b>186</b>	<b>307</b>	<b>274</b>	<b>1691</b>	<b>11.7</b>

<b>CHRIS DOUGLAS-ROBERTS</b>	<b>#55</b>	<b>POS: GUARD</b>	<b>HGT: 6-7</b>	<b>WGT: 210</b>	<b>BORN: 1-08-87</b>	<b>FROM: MEMPHIS</b>
------------------------------	------------	-------------------	-----------------	-----------------	----------------------	----------------------

Acquired: Signed on December 11, 2013  
 Departed: Became an unrestricted free agent after the 2013-14 season

YR	G	GS	MIN	FG	FGA	PCT	3FG	3FGA	PCT	FT	FTA	PCT	OFF	DEF	TOT	AST	PF	DQ	STL	TO	BLK	PTS	AVG
13-14	49	8	1016	111	252	.440	51	132	.386	66	82	.805	16	103	119	51	61	0	29	36	16	339	6.9

<b>TERRY DOZIER</b>	<b>#23</b>	<b>POS: FORWARD</b>	<b>HGT: 6-9</b>	<b>WGT: 210</b>	<b>BORN: 6-29-66</b>	<b>FROM: SOUTH CAROLINA</b>
---------------------	------------	---------------------	-----------------	-----------------	----------------------	-----------------------------

Acquired: Signed on September 28, 1989  
 Departed: Waived on November 23, 1989

YR	G	GS	MIN	FG	FGA	PCT	3FG	3FGA	PCT	FT	FTA	PCT	OFF	DEF	TOT	AST	PF	DQ	STL	TO	BLK	PTS	AVG
89-90	9	0	92	9	27	.333	0	1	.000	4	8	.500	7	8	15	3	10	0	6	7	2	22	2.4

<b>BRYCE DREW</b>	<b>#17</b>	<b>POS: GUARD</b>	<b>HGT: 6-3</b>	<b>WGT: 185</b>	<b>BORN: 9-21-74</b>	<b>FROM: VALPARAISO</b>
-------------------	------------	-------------------	-----------------	-----------------	----------------------	-------------------------

Acquired: Signed on July 24, 2001  
 Departed: A member of the final Charlotte Hornets team of the classic era

YR	G	GS	MIN	FG	FGA	PCT	3FG	3FGA	PCT	FT	FTA	PCT	OFF	DEF	TOT	AST	PF	DQ	STL	TO	BLK	PTS	AVG
01-02	61	0	774	78	182	.429	31	73	.425	23	29	.793	14	58	72	101	49	0	32	33	2	210	3.4

<b>JARED DUDLEY</b>	<b>#4</b>	<b>POS: FORWARD</b>	<b>HGT: 6-7</b>	<b>WGT: 225</b>	<b>BORN: 7-10-85</b>	<b>FROM: BOSTON COLLEGE</b>
---------------------	-----------	---------------------	-----------------	-----------------	----------------------	-----------------------------

Acquired: Selected with the 22nd overall pick in the 2007 NBA Draft  
 Departed: Traded to Phoenix with Jason Richardson in exchange for Raja Bell, Boris Diaw and Sean Singletary on December 10, 2008

YR	G	GS	MIN	FG	FGA	PCT	3FG	3FGA	PCT	FT	FTA	PCT	OFF	DEF	TOT	AST	PF	DQ	STL	TO	BLK	PTS	AVG
07-08	73	14	1384	163	348	.468	9	41	.220	87	118	.737	121	165	286	81	128	1	55	50	10	422	5.8
08-09	20	7	427	45	96	.469	3	8	.375	15	24	.625	25	34	59	19	40	1	18	10	2	108	5.4
<b>TOTALS</b>	<b>93</b>	<b>21</b>	<b>1811</b>	<b>208</b>	<b>444</b>	<b>.469</b>	<b>12</b>	<b>49</b>	<b>.245</b>	<b>102</b>	<b>142</b>	<b>.718</b>	<b>146</b>	<b>199</b>	<b>345</b>	<b>100</b>	<b>168</b>	<b>2</b>	<b>73</b>	<b>60</b>	<b>12</b>	<b>530</b>	<b>5.7</b>

<b>DALE ELLIS</b>	<b>#2</b>	<b>POS: FORWARD</b>	<b>HGT: 6-7</b>	<b>WGT: 205</b>	<b>BORN: 8-6-60</b>	<b>FROM: TENNESSEE</b>
-------------------	-----------	---------------------	-----------------	-----------------	---------------------	------------------------

Acquired: From Milwaukee in exchange for second-round draft picks in 2000 and 2002  
 Departed: Traded to Miami with Eddie Jones, Anthony Mason and Ricky Davis on August 1, 2000, in exchange for Jamal Mashburn, P.J. Brown, Otis Thorpe and Rodney Buford

YR	G	GS	MIN	FG	FGA	PCT	3FG	3FGA	PCT	FT	FTA	PCT	OFF	DEF	TOT	AST	PF	DQ	STL	TO	BLK	PTS	AVG
99-00	24	5	240	19	58	.328	14	35	.400	3	4	.750	6	16	22	8	22	0	7	13	0	55	2.3

<b>LERON ELLIS</b>	<b>#43</b>	<b>POS: CENTER</b>	<b>HGT: 6-10</b>	<b>WGT: 225</b>	<b>BORN: 4-28-69</b>	<b>FROM: SYRACUSE</b>
--------------------	------------	--------------------	------------------	-----------------	----------------------	-----------------------

Acquired: Signed on September 23, 1993  
 Departed: Traded to Miami with Alonzo Mourning and Pete Myers on November 3, 1995, in exchange for Glen Rice, Khalid Reeves, Matt Geiger and a 1996 first-round draft pick

YR	G	GS	MIN	FG	FGA	PCT	3FG	3FGA	PCT	FT	FTA	PCT	OFF	DEF	TOT	AST	PF	DQ	STL	TO	BLK	PTS	AVG
93-94	50	1	680	88	182	.484	0	0	---	45	68	.662	70	118	188	24	83	1	17	21	25	221	4.4

<b>MELVIN ELY</b>	<b>#2</b>	<b>POS: FORWARD/CENTER</b>	<b>HGT: 6-10</b>	<b>WGT: 255</b>	<b>BORN: 5-2-78</b>	<b>FROM: FRESNO STATE</b>
-------------------	-----------	----------------------------	------------------	-----------------	---------------------	---------------------------

Acquired: From L.A. Clippers with Eddie House on July 14, 2004, for 2005 and 2006 second round draft picks  
 Departed: Traded to San Antonio for Eric Williams on February 13, 2007

YR	G	GS	MIN	FG	FGA	PCT	3FG	3FGA	PCT	FT	FTA	PCT	OFF	DEF	TOT	AST	PF	DQ	STL	TO	BLK	PTS	AVG
04-05	79	17	1649	227	526	.432	0	0	---	122	212	.575	142	184	326	76	199	1	32	115	69	576	7.3
05-06	57	22	1348	216	425	.508	0	2	.000	128	192	.667	94	183	277	76	160	1	29	100	44	560	9.8
06-07	24	0	244	23	60	.383	0	0	---	24	35	.686	12	27	74	14	39	0	2	23	6	70	2.9
<b>TOTALS</b>	<b>160</b>	<b>39</b>	<b>3241</b>	<b>466</b>	<b>1011</b>	<b>.460</b>	<b>0</b>	<b>2</b>	<b>.000</b>	<b>274</b>	<b>439</b>	<b>.624</b>	<b>248</b>	<b>394</b>	<b>642</b>	<b>166</b>	<b>398</b>	<b>2</b>	<b>63</b>	<b>238</b>	<b>119</b>	<b>1206</b>	<b>7.5</b>

<b>TONY FARMER</b>	<b>#8</b>	<b>POS: FORWARD</b>	<b>HGT: 6-9</b>	<b>WGT: 244</b>	<b>BORN: 1-3-70</b>	<b>FROM: NEBRASKA</b>
--------------------	-----------	---------------------	-----------------	-----------------	---------------------	-----------------------

Acquired: Signed on September 10, 1997  
 Departed: Waived on March 24, 1998

YR	G	GS	MIN	FG	FGA	PCT	3FG	3FGA	PCT	FT	FTA	PCT	OFF	DEF	TOT	AST	PF	DQ	STL	TO	BLK	PTS	AVG
97-98	27	2	169	17	53	.321	2	9	.222	31	39	.795	16	16	32	5	23	0	10	9	4	67	2.5

<b>JAMIE FEICK</b>	<b>#50</b>	<b>POS: FORWARD</b>	<b>HGT: 6-9</b>	<b>WGT: 255</b>	<b>BORN: 7-3-74</b>	<b>FROM: MICHIGAN STATE</b>
--------------------	------------	---------------------	-----------------	-----------------	---------------------	-----------------------------

Acquired: Signed to two consecutive 10-day contracts on January 3, 1997  
 Departed: Became an unrestricted free agent on January 27, 1997

YR	G	GS	MIN	FG	FGA	PCT	3FG	3FGA	PCT	FT	FTA	PCT	OFF	DEF	TOT	AST	PF	DQ	STL	TO	BLK	PTS	AVG
96-97	3	0	10	2	4	.500	1	1	1.000	0	2	.000	1	2	3	0	3	0	0	0	1	5	1.7

## HISTORY

### ALL-TIME ROSTER

Note: Players are listed based on appearing in at least one regular or postseason game

JAMIE FEICK	#50	POS: FORWARD	HCT: 6-9	WCT: 255	BORN: 7-3-74	FROM: MICHIGAN STATE
-------------	-----	--------------	----------	----------	--------------	----------------------

Acquired: Signed to two consecutive 10-day contracts on January 3, 1997

Departed: Became an unrestricted free agent on January 27, 1997

YR	G	GS	MIN	FG	FGA	PCT	3FG	3FGA	PCT	FT	FTA	PCT	OFF	DEF	TOT	AST	PF	DQ	STL	TO	BLK	PTS	AVG
96-97	3	0	10	2	4	.500	1	1	1.000	0	2	.000	1	2	3	0	3	0	0	0	1	5	1.7

RAYMOND FELTON	#20	POS: GUARD	HGT: 6-1	WGT: 198	BORN: 6-26-84	FROM: NORTH CAROLINA
----------------	-----	------------	----------	----------	---------------	----------------------

Acquired: Selected with the fifth overall pick in the 2005 NBA Draft

Departed: Became an unrestricted free agent after the 2009-10 season

YR	G	GS	MIN	FG	FGA	PCT	3FG	3FGA	PCT	FT	FTA	PCT	OFF	DEF	TOT	AST	PF	DQ	STL	TO	BLK	PTS	AVG
05-06	80	54	24.06	3.45	8.83	.391	97	271	.358	161	222	.725	77	188	265	446	181	0	102	182	8	948	11.9
06-07	78	75	28.32	3.93	10.24	.384	103	312	.330	204	256	.797	51	216	267	545	180	1	118	230	10	1093	14.0
07-08	79	79	29.72	4.12	9.97	.413	56	200	.280	260	325	.800	37	199	236	583	184	0	96	213	12	1140	14.4
08-09	82	81	30.86	4.42	10.83	.408	59	207	.285	219	272	.805	54	256	310	553	191	1	136	228	30	1162	14.2
09-10	80	80	26.43	3.88	8.46	.459	60	156	.385	132	173	.763	53	235	288	446	172	1	123	168	22	968	12.1
<b>TOTALS</b>	<b>399</b>	<b>369</b>	<b>13939</b>	<b>1980</b>	<b>4833</b>	<b>.410</b>	<b>375</b>	<b>1146</b>	<b>.327</b>	<b>976</b>	<b>1248</b>	<b>.782</b>	<b>272</b>	<b>1094</b>	<b>1366</b>	<b>2573</b>	<b>908</b>	<b>3</b>	<b>575</b>	<b>1021</b>	<b>82</b>	<b>5311</b>	<b>13.3</b>

ANTHONY FREDERICK	#24	POS: FORWARD	HGT: 6-7	WGT: 205	BORN: 12-7-64	FROM: PEPPERDINE
-------------------	-----	--------------	----------	----------	---------------	------------------

Acquired: Signed on October 1, 1991

Departed: Became an unrestricted free agent after the 1991-92 season

YR	G	GS	MIN	FG	FGA	PCT	3FG	3FGA	PCT	FT	FTA	PCT	OFF	DEF	TOT	AST	PF	DQ	STL	TO	BLK	PTS	AVG
91-92	66	26	8.52	1.61	3.70	.435	4	17	.235	63	92	.685	75	69	144	71	91	0	40	58	26	389	5.9

TODD FULLER	#52	POS: CENTER	HGT: 7-0	WGT: 255	BORN: 7-25-74	FROM: NORTH CAROLINA STATE
-------------	-----	-------------	----------	----------	---------------	----------------------------

Acquired: Signed on August 18, 1999

Departed: Became an unrestricted free agent after the 1999-00 season

YR	G	GS	MIN	FG	FGA	PCT	3FG	3FGA	PCT	FT	FTA	PCT	OFF	DEF	TOT	AST	PF	DQ	STL	TO	BLK	PTS	AVG
99-00	41	2	3.99	5.1	12.2	.418	0	0	---	32	53	.604	36	74	110	5	46	0	9	27	8	134	3.3

KENNY GATTISON	#33/#44	POS: FORWARD	HGT: 6-8	WGT: 225	BORN: 5-23-64	FROM: OLD DOMINION
----------------	---------	--------------	----------	----------	---------------	--------------------

Acquired: Signed on December 2, 1989

Departed: Selected by Vancouver in the 1995 NBA Expansion Draft

YR	G	GS	MIN	FG	FGA	PCT	3FG	3FGA	PCT	FT	FTA	PCT	OFF	DEF	TOT	AST	PF	DQ	STL	TO	BLK	PTS	AVG
89-90	63	2	9.41	1.48	2.69	.550	1	1	1.000	75	110	.682	75	122	197	39	150	1	35	67	31	372	5.9
90-91	72	6	15.52	2.43	4.57	.532	0	2	.000	164	248	.661	136	243	379	44	211	3	48	102	67	650	9.0
91-92	82	71	22.23	4.23	7.99	.529	0	2	.000	196	285	.688	177	403	580	131	273	4	59	140	69	1042	12.7
92-93	75	5	14.75	2.03	3.84	.529	0	3	.000	102	169	.604	108	245	353	68	237	3	48	64	55	508	6.8
93-94	77	18	16.44	2.33	4.45	.524	0	0	---	126	195	.646	105	253	358	95	239	3	59	79	46	592	7.7
94-95	21	0	4.09	4.7	10.0	.470	0	1	.000	31	51	.608	21	54	75	17	64	1	7	22	15	125	6.0
<b>TOTALS</b>	<b>390</b>	<b>102</b>	<b>8244</b>	<b>1297</b>	<b>2454</b>	<b>.529</b>	<b>1</b>	<b>9</b>	<b>.111</b>	<b>694</b>	<b>1058</b>	<b>.656</b>	<b>622</b>	<b>1320</b>	<b>1942</b>	<b>394</b>	<b>1164</b>	<b>15</b>	<b>256</b>	<b>474</b>	<b>283</b>	<b>3289</b>	<b>8.4</b>

MATT GEIGER	#52	POS: CENTER	HGT: 7-0	WGT: 243	BORN: 9-10-69	FROM: GEORGIA TECH
-------------	-----	-------------	----------	----------	---------------	--------------------

Acquired: From Miami with Glen Rice, Khalid Reeves and a 1996 first-round draft pick on November 3, 1995, in exchange for Alonzo Mourning, Pete Myers and LeRon Ellis

Departed: Became an unrestricted free agent after the 1997-98 season

YR	G	GS	MIN	FG	FGA	PCT	3FG	3FGA	PCT	FT	FTA	PCT	OFF	DEF	TOT	AST	PF	DQ	STL	TO	BLK	PTS	AVG
95-96	77	50	23.49	3.57	6.66	.536	3	8	.375	149	205	.727	201	448	649	60	290	11	46	137	63	866	11.2
96-97	49	13	10.44	1.71	3.50	.489	6	20	.300	89	127	.701	100	158	258	38	153	1	20	67	27	437	8.9
97-98	78	42	18.39	3.58	7.09	.505	1	11	.091	168	236	.712	196	325	521	78	191	1	68	111	87	885	11.3
<b>TOTALS</b>	<b>204</b>	<b>105</b>	<b>5232</b>	<b>886</b>	<b>1725</b>	<b>.514</b>	<b>10</b>	<b>39</b>	<b>.256</b>	<b>406</b>	<b>568</b>	<b>.715</b>	<b>497</b>	<b>931</b>	<b>1428</b>	<b>176</b>	<b>634</b>	<b>13</b>	<b>134</b>	<b>315</b>	<b>177</b>	<b>2188</b>	<b>10.7</b>

KENDALL GILL	#13	POS: GUARD	HGT: 6-5	WGT: 195	BORN: 5-25-68	FROM: ILLINOIS
--------------	-----	------------	----------	----------	---------------	----------------

Acquired: Selected with the fifth overall pick in the 1990 NBA Draft,

Departed: Traded to Seattle on September 1, 1993, in exchange for Dana Barros, Eddie Johnson and the right to switch 1994 first-round draft picks

Acquired: From Seattle on June 27, 1995, in exchange for Hersey Hawkins and David Wingate

Departed: Traded to New Jersey with Khalid Reeves on January 19, 1996, in exchange for Kenny Anderson and Gerald Glass

YR	G	GS	MIN	FG	FGA	PCT	3FG	3FGA	PCT	FT	FTA	PCT	OFF	DEF	TOT	AST	PF	DQ	STL	TO	BLK	PTS	AVG
90-91	82	36	19.44	3.76	8.36	.450	2	14	.143	152	182	.835	105	158	263	303	186	0	104	163	39	906	11.0
91-92	79	79	29.06	6.66	14.27	.467	6	25	.240	284	381	.745	165	237	402	329	237	1	154	180	46	1622	20.5
92-93	69	67	24.30	4.63	10.32	.449	17	62	.274	224	290	.772	120	220	340	268	191	2	98	174	36	1167	16.9
95-96	36	36	12.65	1.79	3.72	.481	17	54	.315	89	117	.761	56	133	189	225	101	2	42	110	22	464	12.9
<b>TOTALS</b>	<b>266</b>	<b>218</b>	<b>8545</b>	<b>1684</b>	<b>3667</b>	<b>.459</b>	<b>42</b>	<b>155</b>	<b>.271</b>	<b>749</b>	<b>970</b>	<b>.772</b>	<b>446</b>	<b>748</b>	<b>1194</b>	<b>1125</b>	<b>715</b>	<b>5</b>	<b>398</b>	<b>627</b>	<b>143</b>	<b>4159</b>	<b>15.6</b>

ALL-TIME ROSTER

Note: Players are listed based on appearing in at least one regular or postseason game

**ARMON GILLIAM #45 POS: FORWARD HGT: 6-9 WGT: 230 BORN: 5-28-64 FROM: UNLV**

Acquired: From Phoenix on December 13, 1989, in exchange for Kurt Rambis and two future second-round draft picks

Departed: Traded to Philadelphia with Dave Hoppen on January 4, 1991, in exchange for Mike Gminski

YR	G	GS	MIN	FG	FGA	PCT	3FG	3FGA	PCT	FT	FTA	PCT	OFF	DEF	TOT	AST	PF	DQ	STL	TO	BLK	PTS	AVG
89-90	60	59	2159	432	819	.527	0	2	.000	264	363	.727	185	344	529	91	184	4	63	166	46	1128	18.8
90-91	25	25	949	195	380	.513	0	0	---	104	128	.813	86	148	234	27	65	1	34	64	21	494	19.8
<b>TOTALS</b>	<b>85</b>	<b>84</b>	<b>3108</b>	<b>627</b>	<b>1199</b>	<b>.523</b>	<b>0</b>	<b>2</b>	<b>.000</b>	<b>368</b>	<b>491</b>	<b>.749</b>	<b>271</b>	<b>492</b>	<b>763</b>	<b>118</b>	<b>249</b>	<b>5</b>	<b>97</b>	<b>230</b>	<b>67</b>	<b>1622</b>	<b>19.1</b>

**GERALD GLASS #35 POS: FORWARD HGT: 6-6 WGT: 221 BORN: 11-12-67 FROM: MISSISSIPPI**

Acquired: From New Jersey with Kenny Anderson on January 19, 1996, in exchange for Kendall Gill and Khalid Reeves

Departed: Waived on February 22, 1996

YR	G	GS	MIN	FG	FGA	PCT	3FG	3FGA	PCT	FT	FTA	PCT	OFF	DEF	TOT	AST	PF	DQ	STL	TO	BLK	PTS	AVG
95-96	5	0	15	2	5	.400	0	1	.000	0	1	1.000	1	1	2	0	5	0	1	0	0	5	1.0

**MIKE GMINSKI #42 POS: CENTER HGT: 6-11 WGT: 250 BORN: 8-3-59 FROM: DUKE**

Acquired: From Philadelphia on January 4, 1991, in exchange for Armon Gilliam and Dave Hoppen

Departed: Traded to Milwaukee with a 1996 first-round draft pick on February 24, 1994, in exchange for Frank Brickowski

YR	G	GS	MIN	FG	FGA	PCT	3FG	3FGA	PCT	FT	FTA	PCT	OFF	DEF	TOT	AST	PF	DQ	STL	TO	BLK	PTS	AVG
90-91	50	50	1405	248	524	.473	1	6	.167	75	95	.789	115	266	381	60	58	0	24	54	22	572	11.4
91-92	35	10	499	90	199	.452	1	3	.333	21	28	.750	37	81	118	31	37	0	11	20	16	202	5.8
92-93	34	0	251	42	83	.506	0	0	---	9	10	.900	34	51	85	7	28	0	1	11	9	93	2.7
93-94	21	6	255	31	79	.392	0	0	---	11	14	.786	19	40	59	11	20	0	13	11	13	73	3.5
<b>TOTALS</b>	<b>140</b>	<b>66</b>	<b>2410</b>	<b>411</b>	<b>885</b>	<b>.464</b>	<b>2</b>	<b>9</b>	<b>.222</b>	<b>116</b>	<b>147</b>	<b>.789</b>	<b>205</b>	<b>438</b>	<b>643</b>	<b>109</b>	<b>143</b>	<b>0</b>	<b>49</b>	<b>96</b>	<b>60</b>	<b>940</b>	<b>6.7</b>

**ANTHONY GOLDWIRE #5 POS: GUARD HGT: 6-2 WGT: 182 BORN: 9-6-71 FROM: HOUSTON**

Acquired: Signed as a free agent on January 2, 1996

Departed: Traded to Denver with George Zidek on February 20, 1997, in exchange for Ricky Pierce

YR	G	GS	MIN	FG	FGA	PCT	3FG	3FGA	PCT	FT	FTA	PCT	OFF	DEF	TOT	AST	PF	DQ	STL	TO	BLK	PTS	AVG
95-96	42	8	621	76	189	.402	33	83	.398	46	60	.767	8	35	43	112	79	0	16	63	0	231	5.5
96-97	33	9	576	62	154	.403	36	82	.439	30	40	.750	3	35	38	94	58	1	19	41	1	190	5.8
<b>TOTALS</b>	<b>75</b>	<b>17</b>	<b>1197</b>	<b>138</b>	<b>343</b>	<b>.402</b>	<b>69</b>	<b>165</b>	<b>.418</b>	<b>76</b>	<b>100</b>	<b>.760</b>	<b>11</b>	<b>70</b>	<b>81</b>	<b>206</b>	<b>137</b>	<b>1</b>	<b>35</b>	<b>104</b>	<b>1</b>	<b>421</b>	<b>5.6</b>

**BEN GORDON #8 POS: GUARD HGT: 6-3 WGT: 200 BORN: 4-4-83 FROM: CONNECTICUT**

Acquired: From Detroit with a future first-round draft pick on June 26, 2012, for Corey Maggette

Departed: Waived on March 2, 2014

YR	G	GS	MIN	FG	FGA	PCT	3FG	3FGA	PCT	FT	FTA	PCT	OFF	DEF	TOT	AST	PF	DQ	STL	TO	BLK	PTS	AVG
12-13	75	0	1560	310	760	.408	113	292	.387	107	127	.843	18	112	130	141	134	2	35	136	16	840	11.2
13-14	19	0	279	37	108	.343	8	29	.276	17	22	.810	3	24	27	21	18	0	10	21	2	99	5.2
<b>TOTALS</b>	<b>94</b>	<b>0</b>	<b>1839</b>	<b>347</b>	<b>868</b>	<b>.400</b>	<b>121</b>	<b>321</b>	<b>.377</b>	<b>124</b>	<b>148</b>	<b>.838</b>	<b>21</b>	<b>136</b>	<b>157</b>	<b>162</b>	<b>152</b>	<b>2</b>	<b>45</b>	<b>157</b>	<b>18</b>	<b>939</b>	<b>10.0</b>

**DEVONTE GRAHAM #4 POS: GUARD HGT: 6-1 WGT: 195 BORN: 2-2-95 FROM: KANSAS**

Acquired: Drafted 34th overall in the 2018 NBA Draft by the Atlanta Hawks... draft rights traded to Charlotte in exchange for second-round picks in 2019 and 2023

Departed: Traded to New Orleans on August 7, 2021 in exchange for a 2022 protected first-round pick

YR	G	GS	MIN	FG	FGA	PCT	3FG	3FGA	PCT	FT	FTA	PCT	OFF	DEF	TOT	AST	PF	DQ	STL	TO	BLK	PTS	AVG
18-19	46	3	676	74	276	.343	34	121	.281	35	46	.761	10	53	63	121	40	0	23	30	2	217	4.7
19-20	63	53	2211	368	963	.382	218	585	.373	191	233	.820	42	170	212	471	115	0	62	181	15	1145	18.2
20-21	55	44	1659	252	669	.377	179	477	.375	133	158	.842	22	126	148	295	77	0	48	84	6	816	14.8
<b>TOTALS</b>	<b>164</b>	<b>100</b>	<b>4546</b>	<b>694</b>	<b>1848</b>	<b>.376</b>	<b>431</b>	<b>1183</b>	<b>.364</b>	<b>359</b>	<b>437</b>	<b>.822</b>	<b>74</b>	<b>349</b>	<b>423</b>	<b>887</b>	<b>240</b>	<b>0</b>	<b>133</b>	<b>295</b>	<b>23</b>	<b>2178</b>	<b>13.3</b>

**STEPHEN GRAHAM #23 POS: FORWARD HGT: 6-6 WGT: 215 BORN: 6-11-82 FROM: OKLAHOMA STATE**

Acquired: Signed on September 29, 2009

Departed: Became an unrestricted free agent after the 2009-10 season

YR	G	GS	MIN	FG	FGA	PCT	3FG	3FGA	PCT	FT	FTA	PCT	OFF	DEF	TOT	AST	PF	DQ	STL	TO	BLK	PTS	AVG
09-10	70	8	804	119	240	.496	16	50	.320	42	65	.646	24	111	135	23	94	0	20	36	10	296	4.2

**TREVEON GRAHAM #12 POS: GUARD/FORWARD HGT: 6-5 WGT: 219 BORN: 10-28-93 FROM: VIRGINIA COMMONWEALTH**

Acquired: Signed on July 25, 2016

Departed: Declined a team option

YR	G	GS	MIN	FG	FGA	PCT	3FG	3FGA	PCT	FT	FTA	PCT	OFF	DEF	TOT	AST	PF	DQ	STL	TO	BLK	PTS	AVG
16-17	27	1	189	19	40	.475	9	15	.600	10	15	.667	5	17	22	6	18	0	6	3	1	57	2.1
17-18	63	2	1050	96	221	.434	40	97	.412	41	59	.695	42	79	121	59	109	1	33	27	2	273	4.3
<b>TOTALS</b>	<b>90</b>	<b>3</b>	<b>1238</b>	<b>115</b>	<b>261</b>	<b>.441</b>	<b>49</b>	<b>112</b>	<b>.438</b>	<b>51</b>	<b>74</b>	<b>.689</b>	<b>47</b>	<b>96</b>	<b>143</b>	<b>65</b>	<b>127</b>	<b>1</b>	<b>39</b>	<b>30</b>	<b>3</b>	<b>330</b>	<b>3.7</b>

## HISTORY

### ALL-TIME ROSTER

Note: Players are listed based on appearing in at least one regular or postseason game

<b>RON GRANDISON</b>	<b>#31</b>	<b>POS: FORWARD</b>	<b>HGT: 6-8</b>	<b>WGT: 215</b>	<b>BORN: 7-9-64</b>	<b>FROM: NEW ORLEANS</b>
----------------------	------------	---------------------	-----------------	-----------------	---------------------	--------------------------

Acquired: Signed on December 30, 1991

Departed: Waived on January 7, 1992

Acquired: Signed to two consecutive 10-day contracts beginning January 10, 1992

Departed: Became an unrestricted free agent on January 30, 1992

YR	G	GS	MIN	FG	FGA	PCT	3FG	3FGA	PCT	FT	FTA	PCT	OFF	DEF	TOT	AST	PF	DQ	STL	TO	BLK	PTS	AVG
91-92	3	0	25	2	4	.500	0	0	---	6	10	.600	3	8	11	1	4	0	1	3	1	10	3.3

<b>GREG GRANT</b>	<b>#5</b>	<b>POS: GUARD</b>	<b>HGT: 5-7</b>	<b>WGT: 140</b>	<b>BORN: 8-29-66</b>	<b>FROM: TRENTON STATE</b>
-------------------	-----------	-------------------	-----------------	-----------------	----------------------	----------------------------

Acquired: Signed on October 31, 1991

Departed: Waived on December 9, 1991

YR	G	GS	MIN	FG	FGA	PCT	3FG	3FGA	PCT	FT	FTA	PCT	OFF	DEF	TOT	AST	PF	DQ	STL	TO	BLK	PTS	AVG
91-92	13	0	57	0	8	.000	0	0	---	1	2	.500	1	3	4	18	3	0	8	5	0	1	0.1

<b>STUART GRAY</b>	<b>#55</b>	<b>POS: CENTER</b>	<b>HGT: 7-0</b>	<b>WGT: 235</b>	<b>BORN: 5-27-63</b>	<b>FROM: UCLA</b>
--------------------	------------	--------------------	-----------------	-----------------	----------------------	-------------------

Acquired: From Indiana on June 27, 1989, in exchange for the rights to Dyrnon Nix

Departed: Traded to New York on February 22, 1990, in exchange for a 1991 second-round draft pick

YR	G	GS	MIN	FG	FGA	PCT	3FG	3FGA	PCT	FT	FTA	PCT	OFF	DEF	TOT	AST	PF	DQ	STL	TO	BLK	PTS	AVG
89-90	39	1	466	38	82	.463	0	2	.000	25	39	.641	38	93	131	17	64	0	12	19	24	101	2.6

<b>JEFF GRAY</b>	<b>#20</b>	<b>POS: GUARD</b>	<b>HGT: 6-5</b>	<b>WGT: 200</b>	<b>BORN: 12-17-65</b>	<b>FROM: IOWA STATE</b>
------------------	------------	-------------------	-----------------	-----------------	-----------------------	-------------------------

Acquired: Signed to a 10-day contract on February 2, 1998

Departed: Became an unrestricted free agent on February 12, 1998

YR	G	GS	MIN	FG	FGA	PCT	3FG	3FGA	PCT	FT	FTA	PCT	OFF	DEF	TOT	AST	PF	DQ	STL	TO	BLK	PTS	AVG
97-98	1	0	11	0	4	.000	0	3	.000	0	0	---	0	0	0	1	0	0	0	2	0	0	0.0

<b>RICKEY GREEN</b>	<b>#14</b>	<b>POS: GUARD</b>	<b>HGT: 6-0</b>	<b>WGT: 170</b>	<b>BORN: 8-18-54</b>	<b>FROM: MICHIGAN</b>
---------------------	------------	-------------------	-----------------	-----------------	----------------------	-----------------------

Acquired: Selected in the fifth round (10th pick) from Utah in the 1988 NBA Expansion Draft

Departed: Waived on February 22, 1989

YR	G	GS	MIN	FG	FGA	PCT	3FG	3FGA	PCT	FT	FTA	PCT	OFF	DEF	TOT	AST	PF	DQ	STL	TO	BLK	PTS	AVG
88-89	33	2	370	57	132	.432	1	5	.200	13	14	.929	4	19	23	82	16	0	18	28	0	128	3.9

<b>SIDNEY GREEN</b>	<b>#21</b>	<b>POS: FORWARD</b>	<b>HGT: 6-9</b>	<b>WGT: 220</b>	<b>BORN: 1-4-61</b>	<b>FROM: UNLV</b>
---------------------	------------	---------------------	-----------------	-----------------	---------------------	-------------------

Acquired: From San Antonio with a 1993 first-round draft pick and a 1996 second-round draft pick on December 9, 1992, in exchange for J.R. Reid

Departed: Traded to Philadelphia with Dana Barros, the rights to Greg Graham and the option to switch 1994 first-round draft picks with Seattle on September 3, 1993, in exchange for Hersey Hawkins

YR	G	GS	MIN	FG	FGA	PCT	3FG	3FGA	PCT	FT	FTA	PCT	OFF	DEF	TOT	AST	PF	DQ	STL	TO	BLK	PTS	AVG
92-93	24	0	127	14	40	.350	0	2	.000	12	16	.750	14	33	47	5	16	0	1	8	2	40	1.7

<b>JORGE GUTIERREZ</b>	<b>#12</b>	<b>POS: GUARD</b>	<b>HGT: 6-3</b>	<b>WGT: 195</b>	<b>BORN: 12-27-88</b>	<b>FROM: CALIFORNIA</b>
------------------------	------------	-------------------	-----------------	-----------------	-----------------------	-------------------------

Acquired: Signed to consecutive 10-day contracts on February 20, 2016 and March 1, 2016, before being signed for the remainder of the season on March 11, 2016

Departed: Became an unrestricted free agent after the 2015-16 season

YR	G	GS	MIN	FG	FGA	PCT	3FG	3FGA	PCT	FT	FTA	PCT	OFF	DEF	TOT	AST	PF	DQ	STL	TO	BLK	PTS	AVG
15-16	12	0	63	6	11	.545	0	2	.000	10	11	.909	0	7	7	17	3	0	3	6	0	22	1.8

<b>SCOTT HAFFNER</b>	<b>#4</b>	<b>POS: GUARD</b>	<b>HGT: 6-3</b>	<b>WGT: 180</b>	<b>BORN: 2-2-66</b>	<b>FROM: EVANSVILLE</b>
----------------------	-----------	-------------------	-----------------	-----------------	---------------------	-------------------------

Acquired: Signed to two consecutive 10-day contracts beginning January 21, 1991, before being signed for the remainder of the season on February 11, 1991

Departed: Waived on October 11, 1991

YR	G	GS	MIN	FG	FGA	PCT	3FG	3FGA	PCT	FT	FTA	PCT	OFF	DEF	TOT	AST	PF	DQ	STL	TO	BLK	PTS	AVG
90-91	7	0	50	8	21	.381	0	2	.000	1	2	.500	2	2	4	9	4	0	3	4	1	17	2.4

<b>P.J. HAIRSTON</b>	<b>#19</b>	<b>POS: GUARD</b>	<b>HGT: 6-6</b>	<b>WGT: 220</b>	<b>BORN: 12-24-92</b>	<b>FROM: NORTH CAROLINA</b>
----------------------	------------	-------------------	-----------------	-----------------	-----------------------	-----------------------------

Acquired: 2019 draft rights (26th overall pick) from Miami with the draft rights to Semaaj Christon (55th overall pick), a 2019 second-round draft pick and cash considerations on June 27, 2014, in exchange for the draft rights to Shabazz Napier (24th overall pick)

Departed: Traded to Memphis with two second-round draft picks as part of a three-team trade on February 16, 2016, in which Charlotte acquired Courtney Lee and also traded Brian Roberts to Miami

YR	G	GS	MIN	FG	FGA	PCT	3FG	3FGA	PCT	FT	FTA	PCT	OFF	DEF	TOT	AST	PF	DQ	STL	TO	BLK	PTS	AVG
14-15	45	2	687	87	269	.323	49	163	.301	31	36	.861	22	70	92	21	61	0	21	22	13	254	5.6
15-16	48	43	938	99	276	.359	54	172	.314	34	42	.810	18	110	128	29	106	0	24	24	7	286	6.0
<b>TOTALS</b>	<b>93</b>	<b>45</b>	<b>1625</b>	<b>186</b>	<b>545</b>	<b>.341</b>	<b>103</b>	<b>335</b>	<b>.307</b>	<b>65</b>	<b>78</b>	<b>.833</b>	<b>40</b>	<b>180</b>	<b>220</b>	<b>50</b>	<b>167</b>	<b>0</b>	<b>45</b>	<b>46</b>	<b>20</b>	<b>540</b>	<b>5.8</b>

<b>JUSTIN HAMILTON</b>	<b>#41</b>	<b>POS: CENTER</b>	<b>HGT: 7-0</b>	<b>WGT: 260</b>	<b>BORN: 4-1-90</b>	<b>FROM: LOUISIANA STATE</b>
------------------------	------------	--------------------	-----------------	-----------------	---------------------	------------------------------

Acquired: Signed to a 10-day contract on March 4, 2014

Departed: Became an unrestricted free agent on March 14, 2014

YR	G	GS	MIN	FG	FGA	PCT	3FG	3FGA	PCT	FT	FTA	PCT	OFF	DEF	TOT	AST	PF	DQ	STL	TO	BLK	PTS	AVG
13-14	1	0	4	0	0	---	0	0	---	0	0	---	0	0	0	0	0	0	1	1	0	0	0.0

## ALL-TIME ROSTER

Note: Players are listed based on appearing in at least one regular or postseason game

TOM HAMMONDS	#20	POS: FORWARD	HGT: 6-9	WGT: 215	BORN: 3-27-67	FROM: GEORGIA TECH
--------------	-----	--------------	----------	----------	---------------	--------------------

Acquired: From Washington on February 19, 1992, in exchange for Rex Chapman

Departed: Waived on January 26, 1993

YR	G	GS	MIN	FG	FGA	PCT	3FG	3FGA	PCT	FT	FTA	PCT	OFF	DEF	TOT	AST	PF	DQ	STL	TO	BLK	PTS	AVG
92-93	19	5	142	19	45	.422	0	0	---	5	8	.625	5	26	31	8	20	0	0	3	4	43	2.3

DARRIN HANCOCK	#4	POS: FORWARD	HGT: 6-7	WGT: 205	BORN: 11-3-71	FROM: KANSAS
----------------	----	--------------	----------	----------	---------------	--------------

Acquired: Selected with the 38th overall pick in the 1994 NBA Draft

Departed: Became an unrestricted free agent after the 1995-96 season

YR	G	GS	MIN	FG	FGA	PCT	3FG	3FGA	PCT	FT	FTA	PCT	OFF	DEF	TOT	AST	PF	DQ	STL	TO	BLK	PTS	AVG
94-95	46	7	424	68	121	.562	1	3	.333	16	39	.410	14	39	53	30	48	0	19	30	4	153	3.3
95-96	63	7	838	112	214	.523	1	3	.333	47	73	.644	40	58	98	47	94	2	28	56	5	272	4.3
<b>TOTALS</b>	<b>109</b>	<b>14</b>	<b>1262</b>	<b>180</b>	<b>335</b>	<b>.537</b>	<b>2</b>	<b>6</b>	<b>.333</b>	<b>63</b>	<b>112</b>	<b>.563</b>	<b>54</b>	<b>97</b>	<b>151</b>	<b>77</b>	<b>142</b>	<b>2</b>	<b>47</b>	<b>86</b>	<b>9</b>	<b>425</b>	<b>3.9</b>

TYLER HANSBROUGH	#50	POS: FORWARD	HGT: 6-9	WGT: 250	BORN: 11-3-85	FROM: NORTH CAROLINA
------------------	-----	--------------	----------	----------	---------------	----------------------

Acquired: Signed on July 22, 2015

Departed: Became an unrestricted free agent after the 2015-16 season

YR	G	GS	MIN	FG	FGA	PCT	3FG	3FGA	PCT	FT	FTA	PCT	OFF	DEF	TOT	AST	PF	DQ	STL	TO	BLK	PTS	AVG
15-16	44	0	343	32	71	.451	2	3	.667	38	65	.585	40	49	89	8	55	1	12	12	7	104	2.4

MONTREZL HARRELL	#8	POS: FORWARD	HGT: 6-7	WGT: 240	BORN: 1-26-94	FROM: LOUISVILLE
------------------	----	--------------	----------	----------	---------------	------------------

Acquired: Acquired via trade from Washington in exchange for Ish Smith and Vernon Carey Jr.

Departed: Became an unrestricted free agent after the 2021-22 season.

YR	G	GS	MIN	FG	FGA	PCT	3FG	3FGA	PCT	FT	FTA	PCT	OFF	DEF	TOT	AST	PF	DQ	STL	TO	BLK	PTS	AVG
21-22	25	0	524	111	172	.645	0	2	.000	63	91	.692	53	69	122	49	49	0	11	22	12	285	11.4

OTHELLO HARRINGTON	#24	POS: FORWARD/CENTER	HGT: 6-9	WGT: 235	BORN: 1-31-74	FROM: GEORGETOWN
--------------------	-----	---------------------	----------	----------	---------------	------------------

Acquired: Signed on July 19, 2006

Departed: Became an unrestricted free agent after the 2007-08 season

YR	G	GS	MIN	FG	FGA	PCT	3FG	3FGA	PCT	FT	FTA	PCT	OFF	DEF	TOT	AST	PF	DQ	STL	TO	BLK	PTS	AVG
06-07	26	0	220	25	56	.446	0	0	---	17	22	.773	13	25	38	6	49	0	1	15	1	67	2.6
07-08	22	0	166	18	42	.429	0	0	---	10	16	.625	11	31	42	4	34	0	1	11	4	46	2.1
<b>TOTALS</b>	<b>48</b>	<b>0</b>	<b>386</b>	<b>43</b>	<b>98</b>	<b>.439</b>	<b>0</b>	<b>0</b>	---	<b>27</b>	<b>38</b>	<b>.711</b>	<b>24</b>	<b>56</b>	<b>80</b>	<b>10</b>	<b>83</b>	<b>0</b>	<b>2</b>	<b>26</b>	<b>5</b>	<b>113</b>	<b>2.4</b>

AARON HARRISON	#9	POS: GUARD	HGT: 6-6	WGT: 212	BORN: 10-28-94	FROM: KENTUCKY
----------------	----	------------	----------	----------	----------------	----------------

Acquired: Signed on July 14, 2015

Departed: Waived on January 3, 2017

YR	G	GS	MIN	FG	FGA	PCT	3FG	3FGA	PCT	FT	FTA	PCT	OFF	DEF	TOT	AST	PF	DQ	STL	TO	BLK	PTS	AVG
15-16	21	0	93	5	19	.263	3	10	.300	5	12	.417	4	11	15	2	10	0	6	4	0	18	0.9
16-17	5	0	17	0	4	.000	0	2	.000	1	2	.500	0	3	3	3	2	0	0	0	0	1	0.2
<b>TOTALS</b>	<b>26</b>	<b>0</b>	<b>110</b>	<b>5</b>	<b>23</b>	<b>.217</b>	<b>3</b>	<b>12</b>	<b>.250</b>	<b>6</b>	<b>14</b>	<b>.429</b>	<b>4</b>	<b>14</b>	<b>18</b>	<b>5</b>	<b>12</b>	<b>0</b>	<b>6</b>	<b>4</b>	<b>0</b>	<b>19</b>	<b>0.7</b>

JASON HART	#1	POS: GUARD	HGT: 6-3	WGT: 185	BORN: 4-29-78	FROM: SYRACUSE
------------	----	------------	----------	----------	---------------	----------------

Acquired: Signed on July 14, 2004

Departed: Traded to Sacramento for a future second-round draft pick on August 2, 2005

YR	G	GS	MIN	FG	FGA	PCT	3FG	3FGA	PCT	FT	FTA	PCT	OFF	DEF	TOT	AST	PF	DQ	STL	TO	BLK	PTS	AVG
04-05	74	27	1887	257	573	.449	57	173	.368	157	200	.785	18	185	203	367	167	1	99	102	14	706	9.5

KIRK HASTON	#35	POS: FORWARD	HGT: 6-9	WGT: 242	BORN: 3-10-79	FROM: INDIANA
-------------	-----	--------------	----------	----------	---------------	---------------

Acquired: Selected with the 16th overall pick in the 2001 NBA Draft

Departed: A member of the final Charlotte Hornets team of the classic era

YR	G	GS	MIN	FG	FGA	PCT	3FG	3FGA	PCT	FT	FTA	PCT	OFF	DEF	TOT	AST	PF	DQ	STL	TO	BLK	PTS	AVG
01-02	15	0	77	11	39	.282	0	3	.000	4	8	.500	5	15	20	5	9	0	0	3	1	26	1.7

SPENCER HAWES	#00	POS: FORWARD/CENTER	HGT: 7-1	WGT: 245	BORN: 4-28-88	FROM: WASHINGTON
---------------	-----	---------------------	----------	----------	---------------	------------------

Acquired: From L.A. Clippers with Matt Barnes on June 15, 2015 in exchange for Lance Stephenson

Departed: Traded to Milwaukee, along with Roy Hibbert, in exchange for Miles Plumlee on February 2, 2017

YR	G	GS	MIN	FG	FGA	PCT	3FG	3FGA	PCT	FT	FTA	PCT	OFF	DEF	TOT	AST	PF	DQ	STL	TO	BLK	PTS	AVG
15-16	57	6	1035	124	306	.405	38	102	.373	54	65	.831	51	193	244	109	111	2	22	58	27	340	6.0
16-17	35	1	626	104	218	.477	16	55	.291	30	34	.882	32	114	146	62	61	1	13	40	26	254	7.3
<b>TOTALS</b>	<b>92</b>	<b>7</b>	<b>1661</b>	<b>228</b>	<b>524</b>	<b>.435</b>	<b>54</b>	<b>157</b>	<b>.344</b>	<b>84</b>	<b>99</b>	<b>.949</b>	<b>83</b>	<b>307</b>	<b>390</b>	<b>171</b>	<b>171</b>	<b>3</b>	<b>35</b>	<b>98</b>	<b>53</b>	<b>594</b>	<b>6.5</b>



# HISTORY

## ALL-TIME ROSTER

Note: Players are listed based on appearing in at least one regular or postseason game

HERSEY HAWKINS		#3/#33	POS: GUARD			HGT: 6-3	WGT: 190	BORN: 9-29-66		FROM: BRADLEY													
Acquired: From Philadelphia on September 3, 1993, in exchange for Dana Barros, Sidney Green, the draft rights to Greg Graham and the option to switch 1994 first-round draft picks with Seattle																							
Departed: Traded to Seattle with David Wingate on June 27, 1995, in exchange for Kendall Gill																							
Acquired: Signed on September 21, 2000																							
Departed: Became an unrestricted free agent after the 2000-01 season																							
YR	G	GS	MIN	FG	FGA	PCT	3FG	3FGA	PCT	FT	FTA	PCT	OFF	DEF	TOT	AST	PF	DQ	STL	TO	BLK	PTS	AVG
93-94	82	82	2648	395	859	.460	78	235	.332	312	362	.862	89	288	377	216	167	2	135	158	22	1180	14.4
94-95	82	82	2731	390	809	.482	131	298	.440	261	301	.867	60	254	314	262	178	1	122	150	18	1172	14.3
00-01	59	0	681	56	137	.409	17	46	.370	54	63	.857	17	63	80	72	45	0	33	19	9	183	3.1
<b>TOTALS</b>	<b>223</b>	<b>164</b>	<b>6060</b>	<b>841</b>	<b>1805</b>	<b>.466</b>	<b>226</b>	<b>579</b>	<b>.390</b>	<b>627</b>	<b>726</b>	<b>.864</b>	<b>166</b>	<b>605</b>	<b>771</b>	<b>550</b>	<b>390</b>	<b>3</b>	<b>290</b>	<b>327</b>	<b>49</b>	<b>2535</b>	<b>11.4</b>
MICHAEL HAWKINS		#7	POS: GUARD			HGT: 6-0	WGT: 178	BORN: 10-28-72		FROM: XAVIER													
Acquired: Signed on November 9, 1999																							
Departed: Became an unrestricted free agent after the 1999-00 season																							
YR	G	GS	MIN	FG	FGA	PCT	3FG	3FGA	PCT	FT	FTA	PCT	OFF	DEF	TOT	AST	PF	DQ	STL	TO	BLK	PTS	AVG
99-00	12	0	36	3	13	.231	1	5	.200	1	2	.500	0	7	7	13	2	0	0	3	0	8	0.7
GORDON HAYWARD		#20	POS: FORWARD			HGT: 6-7	WGT: 225	BORN: 3/23/90		FROM: BUTLER													
Acquired: In a trade from Boston along with 2023 and 2024 second-round picks in exchange for a 2022 second-round pick																							
YR	G	GS	MIN	FG	FGA	PCT	3FG	3FGA	PCT	FT	FTA	PCT	OFF	DEF	TOT	AST	PF	DQ	STL	TO	BLK	PTS	AVG
20-21	44	44	1496	311	658	.473	85	205	.415	156	185	.843	37	221	258	181	74	0	52	91	14	863	19.6
21-22	49	48	1564	283	617	.459	86	220	.391	126	149	.846	38	186	224	177	85	0	47	81	22	778	15.9
22-23	50	50	1577	276	581	.475	52	160	.325	129	159	.811	33	182	215	206	70	0	42	99	12	733	14.7
<b>TOTALS</b>	<b>143</b>	<b>142</b>	<b>4637</b>	<b>870</b>	<b>1856</b>	<b>.469</b>	<b>223</b>	<b>585</b>	<b>.381</b>	<b>411</b>	<b>493</b>	<b>.834</b>	<b>108</b>	<b>589</b>	<b>697</b>	<b>564</b>	<b>229</b>	<b>0</b>	<b>141</b>	<b>271</b>	<b>48</b>	<b>2374</b>	<b>16.6</b>
BRENDAN HAYWOOD		#33	POS: CENTER			HGT: 7-0	WGT: 263	BORN: 11-27-79		FROM: NORTH CAROLINA													
Acquired: Awarded off waivers from Dallas on July 14, 2012 after the Mavericks designated him as the team's amnesty player																							
Departed: Traded to Cleveland with the draft rights to Dwight Powell for Scotty Hopson on July 12, 2014																							
YR	G	GS	MIN	FG	FGA	PCT	3FG	3FGA	PCT	FT	FTA	PCT	OFF	DEF	TOT	AST	PF	DQ	STL	TO	BLK	PTS	AVG
12-13	61	17	1162	93	216	.431	0	1	.000	30	66	.455	125	165	290	29	125	0	16	50	49	216	3.5
13-14 Missed entire season due to injury																							
<b>TOTALS</b>	<b>61</b>	<b>17</b>	<b>1162</b>	<b>93</b>	<b>216</b>	<b>.431</b>	<b>0</b>	<b>1</b>	<b>.000</b>	<b>30</b>	<b>66</b>	<b>.455</b>	<b>125</b>	<b>165</b>	<b>290</b>	<b>29</b>	<b>125</b>	<b>0</b>	<b>16</b>	<b>50</b>	<b>49</b>	<b>216</b>	<b>3.5</b>
GERALD HENDERSON		#15/#9	POS: GUARD			HGT: 6-5	WGT: 215	BORN: 12-9-87		FROM: DUKE													
Acquired: Selected with the 12th overall pick in the 2009 NBA Draft																							
Departed: Traded to Portland with Noah Vonleh on June 24, 2015, in exchange for Nicolas Batum																							
YR	G	GS	MIN	FG	FGA	PCT	3FG	3FGA	PCT	FT	FTA	PCT	OFF	DEF	TOT	AST	PF	DQ	STL	TO	BLK	PTS	AVG
09-10	43	0	355	37	104	.356	4	19	.211	35	47	.745	15	40	55	13	25	0	10	14	9	113	2.6
10-11	68	30	1661	259	570	.454	7	36	.194	128	163	.785	49	158	207	101	118	1	50	64	32	653	9.6
11-12	55	55	1831	332	723	.459	11	47	.234	155	204	.760	64	161	225	126	128	1	49	100	20	830	15.1
12-13	68	58	2133	382	855	.447	33	100	.330	258	313	.824	55	195	250	177	149	0	68	108	34	1055	15.5
13-14	77	77	2461	403	930	.433	40	115	.348	235	309	.761	31	279	310	199	58	0	51	113	32	1081	14.0
14-15	80	72	2315	370	847	.437	45	136	.331	184	217	.848	36	237	273	206	135	0	51	110	22	969	12.1
<b>TOTALS</b>	<b>391</b>	<b>292</b>	<b>10756</b>	<b>1783</b>	<b>4029</b>	<b>.443</b>	<b>140</b>	<b>453</b>	<b>.309</b>	<b>995</b>	<b>1253</b>	<b>.794</b>	<b>250</b>	<b>1070</b>	<b>1320</b>	<b>822</b>	<b>714</b>	<b>2</b>	<b>279</b>	<b>509</b>	<b>149</b>	<b>4701</b>	<b>12.0</b>
WILLY HERNANGOMEZ		#41	POS: CENTER			HGT: 6-11	WGT: 240	BORN: 5-27-94		FROM: SPAIN													
Acquired: Acquired by Charlotte from the New York Knicks on February 7th, 2018 with the Hornets sending forward Johnny O'Bryant and a future second round draft pick to New York																							
Departed: Became an unrestricted free agent after the 2019-20 season																							
YR	G	GS	MIN	FG	FGA	PCT	3FG	3FGA	PCT	FT	FTA	PCT	OFF	DEF	TOT	AST	PF	DQ	STL	TO	BLK	PTS	AVG
17-18	22	1	262	42	83	.506	4	7	.571	47	62	.758	39	77	116	12	32	0	10	58	9	135	6.1
18-19	58	3	812	153	295	.519	15	39	.385	100	144	.694	117	194	311	60	98	1	59	58	20	421	7.3
19-20	31	0	375	74	139	.532	5	22	.227	37	59	.627	43	91	134	29	32	1	10	58	7	190	6.1
<b>TOTALS</b>	<b>111</b>	<b>4</b>	<b>1449</b>	<b>269</b>	<b>517</b>	<b>.520</b>	<b>24</b>	<b>68</b>	<b>.353</b>	<b>187</b>	<b>465</b>	<b>.694</b>	<b>199</b>	<b>362</b>	<b>561</b>	<b>101</b>	<b>162</b>	<b>0</b>	<b>36</b>	<b>223</b>	<b>36</b>	<b>746</b>	<b>6.7</b>
STEVE HENSON		#12	POS: GUARD			HGT: 6-1	WGT: 177	BORN: 2-2-68		FROM: KANSAS													
Acquired: Signed on November 5, 1993																							
Departed: Waived on November 22, 1993																							
YR	G	GS	MIN	FG	FGA	PCT	3FG	3FGA	PCT	FT	FTA	PCT	OFF	DEF	TOT	AST	PF	DQ	STL	TO	BLK	PTS	AVG
93-94	3	0	17	1	2	.500	1	1	1.000	0	0	---	0	1	1	5	3	0	0	1	0	3	1.0
WALTER HERRMANN		#5	POS: FORWARD			HGT: 6-9	WGT: 225	BORN: 6-26-79		FROM: ARGENTINA													
Acquired: Signed on July 19, 2006																							
Departed: Traded to Detroit with Primoz Brezec in exchange for Nazr Mohammed on December 14, 2007																							
YR	G	GS	MIN	FG	FGA	PCT	3FG	3FGA	PCT	FT	FTA	PCT	OFF	DEF	TOT	AST	PF	DQ	STL	TO	BLK	PTS	AVG
06-07	48	12	936	174	330	.527	53	115	.461	41	53	.774	28	111	139	26	76	0	17	32	7	442	9.2
07-08	17	0	174	25	65	.385	9	26	.346	9	10	.900	10	26	36	4	12	0	4	4	0	68	4.0
<b>TOTALS</b>	<b>65</b>	<b>12</b>	<b>1110</b>	<b>199</b>	<b>395</b>	<b>.504</b>	<b>62</b>	<b>141</b>	<b>.440</b>	<b>50</b>	<b>63</b>	<b>.794</b>	<b>38</b>	<b>137</b>	<b>175</b>	<b>30</b>	<b>88</b>	<b>0</b>	<b>21</b>	<b>36</b>	<b>7</b>	<b>510</b>	<b>7.9</b>

**ALL-TIME ROSTER**

Note: Players are listed based on appearing in at least one regular or postseason game

ROY HIBBERT	#55	POS: CENTER	HGT: 7-2	WGT: 270	BORN: 12-11-86	FROM: GEORGETOWN
-------------	-----	-------------	----------	----------	----------------	------------------

Acquired: Signed on July 7, 2016

Departed: Traded to Milwaukee with Spencer Hawes in exchange for Miles Plumlee on Feb 2, 2017

YR	G	GS	MIN	FG	FGA	PCT	3FG	3FGA	PCT	FT	FTA	PCT	OFF	DEF	TOT	AST	PF	DQ	STL	TO	BLK	PTS	AVG
16-17	42	13	671	78	144	.542	0	0	---	61	75	.813	53	97	150	20	97	0	8	31	44	217	5.2

CORY HIGGINS	#11	POS: GUARD	HGT: 6-5	WGT: 180	BORN: 6-14-89	FROM: COLORADO
--------------	-----	------------	----------	----------	---------------	----------------

Acquired: Claimed off waivers from Denver on December 25, 2011

Departed: Waived on December 9, 2012

YR	G	GS	MIN	FG	FGA	PCT	3FG	3FGA	PCT	FT	FTA	PCT	OFF	DEF	TOT	AST	PF	DQ	STL	TO	BLK	PTS	AVG
11-12	38	0	423	52	160	.325	4	20	.200	42	60	.700	7	28	35	36	40	0	5	39	6	150	3.9
12-13	6	0	32	6	19	.316	1	5	.200	1	2	.500	1	2	3	5	4	5	0	3	0	14	2.3
<b>TOTALS</b>	<b>44</b>	<b>0</b>	<b>455</b>	<b>58</b>	<b>179</b>	<b>.324</b>	<b>5</b>	<b>25</b>	<b>.200</b>	<b>43</b>	<b>62</b>	<b>.693</b>	<b>8</b>	<b>30</b>	<b>38</b>	<b>41</b>	<b>45</b>	<b>0</b>	<b>8</b>	<b>39</b>	<b>6</b>	<b>164</b>	<b>3.7</b>

DONALD HODGE	#35	POS: CENTER	HGT: 7-0	WGT: 230	BORN: 2-25-69	FROM: TEMPLE
--------------	-----	-------------	----------	----------	---------------	--------------

Acquired: Signed to a 10-day contract on February 23, 1996

Departed: Became an unrestricted free agent on March 4, 1996

YR	G	GS	MIN	FG	FGA	PCT	3FG	3FGA	PCT	FT	FTA	PCT	OFF	DEF	TOT	AST	PF	DQ	STL	TO	BLK	PTS	AVG
95-96	2	0	2	0	0	---	0	0	---	0	0	---	0	1	1	0	0	0	0	0	0	0	0.0

RYAN HOLLINS	#1/#15	POS: CENTER	HGT: 7-0	WGT: 230	BORN: 10-10-84	FROM: UCLA
--------------	--------	-------------	----------	----------	----------------	------------

Acquired: Selected with the 50th overall pick in the 2006 NBA Draft

Departed: Traded to Dallas with Matt Carroll in exchange for DeSagana Diop on January 16, 2009

YR	G	GS	MIN	FG	FGA	PCT	3FG	3FGA	PCT	FT	FTA	PCT	OFF	DEF	TOT	AST	PF	DQ	STL	TO	BLK	PTS	AVG
06-07	27	0	185	20	36	.556	0	0	---	24	40	.600	11	20	31	1	40	1	4	16	7	64	2.4
07-08	60	1	532	46	94	.489	0	0	---	55	82	.671	53	54	107	14	96	1	10	25	30	147	2.5
08-09	18	1	184	19	35	.543	0	0	---	26	39	.667	19	17	36	4	34	0	3	10	17	64	3.6
<b>TOTALS</b>	<b>105</b>	<b>2</b>	<b>901</b>	<b>85</b>	<b>165</b>	<b>.510</b>	<b>0</b>	<b>0</b>	<b>---</b>	<b>105</b>	<b>161</b>	<b>.652</b>	<b>83</b>	<b>91</b>	<b>174</b>	<b>19</b>	<b>160</b>	<b>2</b>	<b>17</b>	<b>51</b>	<b>54</b>	<b>275</b>	<b>2.6</b>

MICHAEL HOLTON	#6	POS: GUARD	HGT: 6-4	WGT: 185	BORN: 8-4-61	FROM: UCLA
----------------	----	------------	----------	----------	--------------	------------

Acquired: Selected in the sixth round (12th pick) from Portland in the 1988 NBA Expansion Draft

Departed: Waived on October 30, 1990

YR	G	GS	MIN	FG	FGA	PCT	3FG	3FGA	PCT	FT	FTA	PCT	OFF	DEF	TOT	AST	PF	DQ	STL	TO	BLK	PTS	AVG
88-89	67	60	1696	215	504	.427	3	14	.214	120	143	.839	30	75	105	424	165	0	66	119	12	553	8.3
89-90	16	0	109	14	26	.538	0	0	---	1	2	.500	1	1	2	16	19	0	1	13	0	29	1.8
<b>TOTALS</b>	<b>83</b>	<b>60</b>	<b>1805</b>	<b>229</b>	<b>530</b>	<b>.432</b>	<b>3</b>	<b>14</b>	<b>.214</b>	<b>121</b>	<b>145</b>	<b>.834</b>	<b>31</b>	<b>76</b>	<b>107</b>	<b>440</b>	<b>184</b>	<b>0</b>	<b>67</b>	<b>132</b>	<b>12</b>	<b>582</b>	<b>7.0</b>

DEREK HOOD	#55	POS: FORWARD	HGT: 6-8	WGT: 222	BORN: 12-22-76	FROM: ARKANSAS
------------	-----	--------------	----------	----------	----------------	----------------

Acquired: Signed on October 4, 1999

Departed: Waived on November 23, 1999

YR	G	GS	MIN	FG	FGA	PCT	3FG	3FGA	PCT	FT	FTA	PCT	OFF	DEF	TOT	AST	PF	DQ	STL	TO	BLK	PTS	AVG
99-00	2	0	4	0	3	.000	0	0	---	0	0	---	0	1	1	0	0	0	0	0	0	0	0.0

DAVE HOPPEN	#42	POS: CENTER	HGT: 6-11	WGT: 235	BORN: 3-13-64	FROM: NEBRASKA
-------------	-----	-------------	-----------	----------	---------------	----------------

Acquired: Selected in the second round (fourth pick) from Golden State in the 1988 NBA Expansion Draft

Departed: Traded to Philadelphia with Armon Gilliam on January 4, 1991, in exchange for Mike Gminski

YR	G	GS	MIN	FG	FGA	PCT	3FG	3FGA	PCT	FT	FTA	PCT	OFF	DEF	TOT	AST	PF	DQ	STL	TO	BLK	PTS	AVG
88-89	77	36	1419	199	353	.564	1	2	.500	101	139	.727	123	261	384	57	239	4	25	77	21	500	6.5
89-90	10	2	135	16	41	.390	0	0	---	8	10	.800	19	17	36	6	26	0	2	8	1	40	4.0
90-91	19	0	112	18	32	.563	0	1	.000	8	10	.800	14	16	30	3	18	0	2	12	1	44	2.3
<b>TOTALS</b>	<b>106</b>	<b>38</b>	<b>1666</b>	<b>233</b>	<b>426</b>	<b>.547</b>	<b>1</b>	<b>3</b>	<b>.333</b>	<b>117</b>	<b>159</b>	<b>.736</b>	<b>156</b>	<b>294</b>	<b>450</b>	<b>66</b>	<b>283</b>	<b>4</b>	<b>29</b>	<b>97</b>	<b>23</b>	<b>584</b>	<b>5.5</b>

EDDIE HOUSE	#5	POS: GUARD	HGT: 6-1	WGT: 175	BORN: 5-14-78	FROM: ARIZONA STATE
-------------	----	------------	----------	----------	---------------	---------------------

Acquired: From L.A. Clippers with Melvin Ely on July 14, 2004, in exchange for 2005 and 2006 second-round draft picks

Departed: Waived on December 4, 2004

YR	G	GS	MIN	FG	FGA	PCT	3FG	3FGA	PCT	FT	FTA	PCT	OFF	DEF	TOT	AST	PF	DQ	STL	TO	BLK	PTS	AVG
04-05	13	5	300	61	135	.452	12	29	.414	10	13	.769	2	17	19	24	23	0	24	13	3	144	11.1

DWIGHT HOWARD	#12	POS: CENTER	HGT: 6-11	WGT: 265	BORN: 12-8-85	FROM: SW ATLANTA CHRISTIAN ACADEMY (CA)
---------------	-----	-------------	-----------	----------	---------------	---

Acquired: Acquired by Charlotte in exchange for center Miles Plumlee and guard/forward Marco Belinelli on June 20, 2017

Departed: Traded to Brooklyn on July 6, 2018 in exchange for Timofey Mozgov, a second-round draft pick and cash considerations

YR	G	GS	MIN	FG	FGA	PCT	3FG	3FGA	PCT	FT	FTA	PCT	OFF	DEF	TOT	AST	PF	DQ	STL	TO	BLK	PTS	AVG
17-18	81	81	2463	506	911	.555	1	7	.143	334	582	.574	255	757	1012	105	249	2	48	208	131	1347	16.6

JUWAN HOWARD	#5	POS: FORWARD	HGT: 6-9	WGT: 250	BORN: 2-7-73	FROM: MICHIGAN
--------------	----	--------------	----------	----------	--------------	----------------

Acquired: Signed on December 12, 2008

Departed: Became an unrestricted free agent after the 2008-09 season

YR	G	GS	MIN	FG	FGA	PCT	3FG	3FGA	PCT	FT	FTA	PCT	OFF	DEF	TOT	AST	PF	DQ	STL	TO	BLK	PTS	AVG
08-09	39	2	450	74	145	.510	0	0	---	23	34	.676	29	43	72	24	67	0	6	26	5	171	4.4

## HISTORY

### ALL-TIME ROSTER

Note: Players are listed based on appearing in at least one regular or postseason game

<b>LARRY HUGHES</b>	<b>#0</b>	<b>POS: GUARD</b>	<b>HGT: 6-5</b>	<b>WGT: 185</b>	<b>BORN: 1-23-79</b>	<b>FROM: ST. LOUIS</b>
---------------------	-----------	-------------------	-----------------	-----------------	----------------------	------------------------

Acquired: Signed on March 13, 2010

Departed: Became an unrestricted free agent after the 2009-10 season

YR	G	GS	MIN	FG	FGA	PCT	3FG	3FGA	PCT	FT	FTA	PCT	OFF	DEF	TOT	AST	PF	DQ	STL	TO	BLK	PTS	AVG
09-10	14	2	295	35	107	.327	15	42	.357	29	34	.853	7	25	32	28	17	0	12	19	4	114	8.1

<b>CEDRIC HUNTER</b>	<b>#15</b>	<b>POS: GUARD</b>	<b>HGT: 6-0</b>	<b>WGT: 180</b>	<b>BORN: 1-16-65</b>	<b>FROM: KANSAS</b>
----------------------	------------	-------------------	-----------------	-----------------	----------------------	---------------------

Acquired: Signed to a 10-day contract on February 14, 1992

Departed: Waived on February 20, 1992

YR	G	GS	MIN	FG	FGA	PCT	3FG	3FGA	PCT	FT	FTA	PCT	OFF	DEF	TOT	AST	PF	DQ	STL	TO	BLK	PTS	AVG
91-92	1	0	1	0	0	---	0	0	---	0	0	---	0	0	0	0	0	0	0	0	0	0	0.0

<b>STEPHEN JACKSON</b>	<b>#1</b>	<b>POS: GUARD/FORWARD</b>	<b>HGT: 6-8</b>	<b>WGT: 215</b>	<b>BORN: 4-5-78</b>	<b>FROM: OAK HILL ACADEMY (VA)</b>
------------------------	-----------	---------------------------	-----------------	-----------------	---------------------	------------------------------------

Acquired: From Golden State with Acie Law on November 16, 2009, in exchange for Raja Bell and Vladimir Radmanovic

Departed: Traded to Milwaukee with Shaun Livingston and the draft rights to Tobias Harris as part of a three-team trade in which Charlotte acquired Corey Maggette from Milwaukee and the draft rights to Bismack Biyombo from Sacramento on June 23, 2011

YR	G	GS	MIN	FG	FGA	PCT	3FG	3FGA	PCT	FT	FTA	PCT	OFF	DEF	TOT	AST	PF	DQ	STL	TO	BLK	PTS	AVG
09-10	72	72	2829	544	1285	.423	118	353	.334	312	397	.786	72	294	366	258	181	1	118	233	37	1518	21.1
10-11	67	67	2405	435	1059	.411	121	359	.337	249	305	.816	53	251	304	241	161	2	80	209	28	1240	18.5
<b>TOTALS</b>	<b>139</b>	<b>139</b>	<b>5234</b>	<b>979</b>	<b>2344</b>	<b>.417</b>	<b>239</b>	<b>712</b>	<b>.336</b>	<b>462</b>	<b>702</b>	<b>.658</b>	<b>125</b>	<b>545</b>	<b>670</b>	<b>499</b>	<b>342</b>	<b>3</b>	<b>198</b>	<b>442</b>	<b>65</b>	<b>2758</b>	<b>19.8</b>

<b>TIM JAMES</b>	<b>#25</b>	<b>POS: FORWARD</b>	<b>HGT: 6-7</b>	<b>WGT: 212</b>	<b>BORN: 12-26-76</b>	<b>FROM: MIAMI</b>
------------------	------------	---------------------	-----------------	-----------------	-----------------------	--------------------

Acquired: From Miami with Jamal Mashburn, P.J. Brown, Otis Thorpe and Rodney Buford on August 1, 2000, in exchange for Eddie Jones, Anthony Mason, Ricky Davis and Dale Ellis

Departed: Waived on October 29, 2001

YR	G	GS	MIN	FG	FGA	PCT	3FG	3FGA	PCT	FT	FTA	PCT	OFF	DEF	TOT	AST	PF	DQ	STL	TO	BLK	PTS	AVG
00-01	30	0	197	16	52	.308	1	3	.333	12	14	.857	15	20	35	8	27	0	2	8	5	45	1.5

<b>AL JEFFERSON</b>	<b>#25</b>	<b>POS: CENTER</b>	<b>HGT: 6-10</b>	<b>WGT: 289</b>	<b>BORN: 1-4-85</b>	<b>FROM: PRENTISS HS (MS)</b>
---------------------	------------	--------------------	------------------	-----------------	---------------------	-------------------------------

Acquired: Signed on July 10, 2013

Departed: Became an unrestricted free agent after the 2015-16 season

YR	G	GS	MIN	FG	FGA	PCT	3FG	3FGA	PCT	FT	FTA	PCT	OFF	DEF	TOT	AST	PF	DQ	STL	TO	BLK	PTS	AVG
13-14	73	73	2553	700	1376	.509	3	15	.200	191	277	.690	156	636	792	155	176	1	67	124	79	1594	21.8
14-15	65	61	1992	486	1010	.481	2	5	.400	108	165	.655	99	449	548	113	139	0	47	68	84	1082	16.6
15-16	47	18	1096	245	505	.485	0	0	---	72	111	.649	57	244	301	70	117	1	30	34	41	562	12.0
<b>TOTALS</b>	<b>185</b>	<b>152</b>	<b>5641</b>	<b>1431</b>	<b>2891</b>	<b>.495</b>	<b>5</b>	<b>20</b>	<b>.250</b>	<b>371</b>	<b>553</b>	<b>.671</b>	<b>312</b>	<b>1329</b>	<b>1641</b>	<b>338</b>	<b>432</b>	<b>2</b>	<b>144</b>	<b>226</b>	<b>204</b>	<b>3238</b>	<b>17.5</b>

<b>DONTELL JEFFERSON</b>	<b>#2</b>	<b>POS: GUARD</b>	<b>HGT: 6-5</b>	<b>WGT: 195</b>	<b>BORN: 12-15-83</b>	<b>FROM: ARKANSAS</b>
--------------------------	-----------	-------------------	-----------------	-----------------	-----------------------	-----------------------

Acquired: Signed on March 11, 2009

Departed: Became an unrestricted free agent after the 2008-09 season

YR	G	GS	MIN	FG	FGA	PCT	3FG	3FGA	PCT	FT	FTA	PCT	OFF	DEF	TOT	AST	PF	DQ	STL	TO	BLK	PTS	AVG
08-09	6	0	84	11	22	.500	1	2	.500	6	9	.667	1	11	12	9	9	0	4	6	1	29	4.8

<b>EDDIE JOHNSON</b>	<b>#8</b>	<b>POS: FORWARD</b>	<b>HGT: 6-7</b>	<b>WGT: 215</b>	<b>BORN: 5-1-59</b>	<b>FROM: ILLINOIS</b>
----------------------	-----------	---------------------	-----------------	-----------------	---------------------	-----------------------

Acquired: From Seattle with Dana Barros and the right to switch 1994 first-round draft picks on September 1, 1993, in exchange for Kendall Gill

Departed: Became an unrestricted free agent after the 1993-94 season

YR	G	GS	MIN	FG	FGA	PCT	3FG	3FGA	PCT	FT	FTA	PCT	OFF	DEF	TOT	AST	PF	DQ	STL	TO	BLK	PTS	AVG
93-94	73	27	1460	339	738	.459	59	150	.393	99	127	.780	80	144	224	125	143	2	36	84	8	836	11.5

<b>LARRY JOHNSON</b>	<b>#2</b>	<b>POS: FORWARD</b>	<b>HGT: 6-7</b>	<b>WGT: 250</b>	<b>BORN: 3-14-69</b>	<b>FROM: UNLV</b>
----------------------	-----------	---------------------	-----------------	-----------------	----------------------	-------------------

Acquired: Selected with the first overall pick in the 1991 NBA Draft

Departed: Traded to New York on July 14, 1996, in exchange for Anthony Mason and Brad Lohaus

YR	G	GS	MIN	FG	FGA	PCT	3FG	3FGA	PCT	FT	FTA	PCT	OFF	DEF	TOT	AST	PF	DQ	STL	TO	BLK	PTS	AVG
91-92	82	77	3047	616	1258	.490	5	22	.227	339	409	.829	323	576	899	292	225	3	81	160	51	1576	19.2
92-93	82	82	3323	728	1385	.526	18	71	.254	336	438	.767	281	583	864	353	187	0	53	227	27	1810	22.1
93-94	51	51	1757	346	672	.515	5	21	.238	137	197	.695	143	305	448	184	131	0	29	116	14	834	16.4
94-95	81	81	3234	585	1219	.480	81	210	.386	274	354	.774	190	395	585	369	174	2	78	207	28	1525	18.8
95-96	81	81	3274	583	1225	.476	67	183	.366	427	564	.757	249	434	683	355	173	0	55	182	43	1660	20.5
<b>TOTALS</b>	<b>377</b>	<b>372</b>	<b>14635</b>	<b>2858</b>	<b>5759</b>	<b>.496</b>	<b>176</b>	<b>507</b>	<b>.347</b>	<b>1513</b>	<b>1962</b>	<b>.771</b>	<b>1186</b>	<b>2293</b>	<b>3479</b>	<b>1553</b>	<b>890</b>	<b>5</b>	<b>296</b>	<b>892</b>	<b>163</b>	<b>7405</b>	<b>19.6</b>

<b>LINTON JOHNSON III</b>	<b>#43</b>	<b>POS: FORWARD</b>	<b>HGT: 6-8</b>	<b>WGT: 205</b>	<b>BORN: 6-13-80</b>	<b>FROM: TULANE</b>
---------------------------	------------	---------------------	-----------------	-----------------	----------------------	---------------------

Acquired: Signed on October 28, 2008

Departed: Waived on November 19, 2008

YR	G	GS	MIN	FG	FGA	PCT	3FG	3FGA	PCT	FT	FTA	PCT	OFF	DEF	TOT	AST	PF	DQ	STL	TO	BLK	PTS	AVG
08-09	2	0	13	0	0	---	0	0	---	0	0	---	0	0	0	0	1	0	0	0	0	0	0.0

<b>DWAYNE JONES</b>	<b>#27</b>	<b>POS: FORWARD</b>	<b>HGT: 6-10</b>	<b>WGT: 251</b>	<b>BORN: 6-9-83</b>	<b>FROM: ST. JOSEPH'S</b>
---------------------	------------	---------------------	------------------	-----------------	---------------------	---------------------------

Acquired: Signed on November 24, 2008

Departed: Waived on December 12, 2008

YR	G	GS	MIN	FG	FGA	PCT	3FG	3FGA	PCT	FT	FTA	PCT	OFF	DEF	TOT	AST	PF	DQ	STL	TO	BLK	PTS	AVG
08-09	6	0	52	4	7	.571	0	0	---	4	6	.667	6	6	12	0	6	0	0	4	1	12	2.0



# HISTORY

## ALL-TIME ROSTER

Note: Players are listed based on appearing in at least one regular or postseason game

GREG KITE		#32	POS: CENTER			HGT: 6-11	WGT: 250	BORN: 8-5-61		FROM: BRIGHAM YOUNG													
Acquired: Signed on March 29, 1989																							
Departed: Became an unrestricted free agent after the 1988-89 season																							
YR	G	GS	MIN	FG	FGA	PCT	3FG	3FGA	PCT	FT	FTA	PCT	OFF	DEF	TOT	AST	PF	DQ	STL	TO	BLK	PTS	AVG
88-89	12	12	213	16	30	.533	0	0	---	6	10	.600	15	38	53	7	43	1	4	12	8	38	3.2
BREVIN KNIGHT		#22	POS: GUARD			HGT: 5-10	WGT: 170	BORN: 11-8-75		FROM: STANFORD													
Acquired: Signed on August 31, 2004																							
Departed: Waived on June 29, 2007																							
YR	G	GS	MIN	FG	FGA	PCT	3FG	3FGA	PCT	FT	FTA	PCT	OFF	DEF	TOT	AST	PF	DQ	STL	TO	BLK	PTS	AVG
04-05	66	61	1944	248	587	.422	3	20	.150	167	196	.852	21	149	170	591	192	1	131	147	5	666	10.1
05-06	69	67	2351	308	772	.399	3	13	.231	252	314	.803	35	188	223	610	202	3	157	164	4	871	12.6
06-07	45	25	1273	152	363	.419	1	18	.056	103	128	.805	14	101	115	296	113	2	67	95	3	408	9.1
<b>TOTALS</b>	<b>180</b>	<b>153</b>	<b>5568</b>	<b>708</b>	<b>1722</b>	<b>.411</b>	<b>7</b>	<b>51</b>	<b>.137</b>	<b>522</b>	<b>638</b>	<b>.818</b>	<b>70</b>	<b>438</b>	<b>508</b>	<b>1497</b>	<b>507</b>	<b>6</b>	<b>355</b>	<b>406</b>	<b>12</b>	<b>1945</b>	<b>10.8</b>
ARNOLDAS KULBOKA		#98	POS: FORWARD			HGT: 6-9	WGT: 198	BORN: 1-4-98		FROM: LITHUANIA													
Acquired: Selected by the Charlotte Hornets in the second round (55th overall) of the 2018 NBA Draft.																							
Departed: Became a free agent following the 2021-22 season.																							
YR	G	GS	MIN	FG	FGA	PCT	3FG	3FGA	PCT	FT	FTA	PCT	OFF	DEF	TOT	AST	PF	DQ	STL	TO	BLK	PTS	AVG
21-22	2	0	5	0	1	.000	0	1	.000	0	0	---	0	0	0	0	1	0	0	0	0	0	0.0
JEREMY LAMB		#3	POS: GUARD			HGT: 6-5	WGT: 185	BORN: 5-30-92		FROM: CONNECTICUT													
Acquired: From Oklahoma City on June 25, 2015, in exchange for Luke Ridnour and a conditional 2016 second-round pick																							
Departed: Became an unrestricted free agent after the 2018-19 season																							
YR	G	GS	MIN	FG	FGA	PCT	3FG	3FGA	PCT	FT	FTA	PCT	OFF	DEF	TOT	AST	PF	DQ	STL	TO	BLK	PTS	AVG
15-16	66	0	1227	230	510	.451	56	181	.309	64	88	.727	44	208	252	77	105	0	42	50	30	580	8.8
16-17	62	5	1143	226	491	.460	41	146	.281	110	129	.853	30	234	264	75	98	0	27	40	23	603	9.7
17-18	80	18	1967	380	832	.457	94	254	.370	179	208	.861	49	275	324	186	138	0	61	93	32	1033	12.9
18-19	79	55	2250	431	979	.440	115	330	.348	231	260	.888	65	369	434	172	140	0	88	80	32	1208	15.3
<b>TOTALS</b>	<b>287</b>	<b>78</b>	<b>6587</b>	<b>1267</b>	<b>2812</b>	<b>.451</b>	<b>306</b>	<b>901</b>	<b>.336</b>	<b>584</b>	<b>685</b>	<b>.853</b>	<b>188</b>	<b>1086</b>	<b>1274</b>	<b>510</b>	<b>481</b>	<b>0</b>	<b>218</b>	<b>263</b>	<b>117</b>	<b>3424</b>	<b>11.9</b>
ACIE LAW		#2	POS: GUARD			HGT: 6-3	WGT: 202	BORN: 1-25-85		FROM: TEXAS A&M													
Acquired: From Golden State with Stephen Jackson on November 16, 2009, in exchange for Raja Bell and Vladimir Radmanovic																							
Departed: Traded to Chicago with Ronald "Flip" Murray and a future first-round draft pick in exchange for Tyrus Thomas on February 18, 2010																							
YR	G	GS	MIN	FG	FGA	PCT	3FG	3FGA	PCT	FT	FTA	PCT	OFF	DEF	TOT	AST	PF	DQ	STL	TO	BLK	PTS	AVG
09-10	9	0	33	5	16	.313	0	1	.000	6	7	.857	0	1	1	3	3	0	1	3	1	16	1.8
ERIC LECKNER		#45	POS: CENTER			HGT: 6-11	WGT: 265	BORN: 5-27-66		FROM: WYOMING													
Acquired: From Sacramento on January 29, 1991, in exchange for second-round draft picks in 1993 and 1995																							
Departed: Became an unrestricted free agent after the 1991-92 season																							
Acquired: Signed to a 10-day contract on January 28, 1997																							
Departed: Waived on January 30, 1997																							
YR	G	GS	MIN	FG	FGA	PCT	3FG	3FGA	PCT	FT	FTA	PCT	OFF	DEF	TOT	AST	PF	DQ	STL	TO	BLK	PTS	AVG
90-91	40	2	744	92	198	.465	0	0	---	46	84	.548	55	153	208	21	123	3	10	44	11	230	5.8
91-92	59	2	716	79	154	.513	0	1	.000	38	51	.745	49	157	206	31	114	1	9	39	18	196	3.3
96-97	1	0	11	4	3	.000	0	0	---	0	0	---	0	1	1	1	3	0	0	0	0	0	0.0
<b>TOTALS</b>	<b>100</b>	<b>4</b>	<b>1471</b>	<b>171</b>	<b>355</b>	<b>.482</b>	<b>0</b>	<b>1</b>	<b>.000</b>	<b>84</b>	<b>135</b>	<b>.622</b>	<b>104</b>	<b>311</b>	<b>415</b>	<b>53</b>	<b>240</b>	<b>4</b>	<b>19</b>	<b>83</b>	<b>29</b>	<b>426</b>	<b>4.3</b>
RALPH LEWIS		#22/#11	POS: GUARD			HGT: 6-6	WGT: 200	BORN: 3-28-63		FROM: LA SALLE													
Acquired: Selected in the ninth round (18th pick) in the 1988 NBA Expansion Draft																							
Departed: Waived on March 29, 1989																							
Acquired: Signed on April 13, 1990																							
Departed: Became an unrestricted free agent after the 1989-90 season																							
YR	G	GS	MIN	FG	FGA	PCT	3FG	3FGA	PCT	FT	FTA	PCT	OFF	DEF	TOT	AST	PF	DQ	STL	TO	BLK	PTS	AVG
88-89	42	0	336	58	121	.479	1	3	.333	19	39	.487	35	26	61	15	28	0	11	24	3	136	3.2
89-90	3	0	20	4	6	.667	0	0	---	2	2	1.000	4	2	6	0	2	0	1	1	0	10	3.3
<b>TOTALS</b>	<b>45</b>	<b>0</b>	<b>356</b>	<b>62</b>	<b>127</b>	<b>.488</b>	<b>1</b>	<b>3</b>	<b>.333</b>	<b>21</b>	<b>41</b>	<b>.512</b>	<b>39</b>	<b>28</b>	<b>67</b>	<b>15</b>	<b>30</b>	<b>0</b>	<b>12</b>	<b>25</b>	<b>3</b>	<b>146</b>	<b>3.2</b>
SCOTTIE LEWIS		#16	POS: GUARD			HGT: 6-5	WGT: 189	BORN: 3-12-00		FROM: FLORIDA													
Acquired: Selected by the Charlotte Hornets in the second round (56th overall) of the 2021 NBA Draft.																							
Departed: Became a free agent after the 2021-22 season.																							
YR	G	GS	MIN	FG	FGA	PCT	3FG	3FGA	PCT	FT	FTA	PCT	OFF	DEF	TOT	AST	PF	DQ	STL	TO	BLK	PTS	AVG
21-22	2	0	7	0	0	---	0	0	---	1	2	.500	0	0	0	1	0	0	1	0	0	1	0.5
COURTNEY LEE		#1	POS: GUARD			HGT: 6-5	WGT: 200	BORN: 10-3-85		FROM: WESTERN KENTUCKY													
Acquired: From Memphis on February 16, 2016, as part of a three-team trade in which Charlotte sent P.J. Hairston and two second-round draft picks to Memphis and Brian Roberts to Miami																							
Departed: Became an unrestricted free agent after the 2015-16 season																							
YR	G	GS	MIN	FG	FGA	PCT	3FG	3FGA	PCT	FT	FTA	PCT	OFF	DEF	TOT	AST	PF	DQ	STL	TO	BLK	PTS	AVG
15-16	28	28	845	98	220	.445	31	79	.392	23	26	.885	10	77	87	60	55	0	33	23	12	250	8.9

ALL-TIME ROSTER

Note: Players are listed based on appearing in at least one regular or postseason game

<b>SHAUN LIVINGSTON</b>		<b>#2</b>	<b>POS: GUARD</b>	<b>HGT: 6-7</b>	<b>WGT: 190</b>	<b>BORN: 9-11-85</b>	<b>FROM: PEORIA CENTRAL HS (IL)</b>																
Acquired: Signed on July 20, 2010																							
Departed: Traded to Milwaukee with Stephen Jackson and the draft rights to Tobias Harris as part of a three-team trade in which Charlotte acquired Corey Maggette from Milwaukee and the draft rights to Bismack Biyombo from Sacramento on June 23, 2011																							
<b>YR</b>	<b>G</b>	<b>GS</b>	<b>MIN</b>	<b>FG</b>	<b>FGA</b>	<b>PCT</b>	<b>3FG</b>	<b>3FGA</b>	<b>PCT</b>	<b>FT</b>	<b>FTA</b>	<b>PCT</b>	<b>OFF</b>	<b>DEF</b>	<b>TOT</b>	<b>AST</b>	<b>PF</b>	<b>DQ</b>	<b>STL</b>	<b>TO</b>	<b>BLK</b>	<b>PTS</b>	<b>AVG</b>
10-11	73	0	1261	185	397	.466	1	4	.250	108	125	.864	29	120	149	164	109	0	47	88	29	479	6.6
<b>JEREMY LIN</b>		<b>#7</b>	<b>POS: GUARD</b>	<b>HGT: 6-3</b>	<b>WGT: 200</b>	<b>BORN: 8-23-88</b>	<b>FROM: HARVARD</b>																
Acquired: Signed on July 20, 2015																							
Departed: Became an unrestricted free agent after the 2015-16 season																							
<b>YR</b>	<b>G</b>	<b>GS</b>	<b>MIN</b>	<b>FG</b>	<b>FGA</b>	<b>PCT</b>	<b>3FG</b>	<b>3FGA</b>	<b>PCT</b>	<b>FT</b>	<b>FTA</b>	<b>PCT</b>	<b>OFF</b>	<b>DEF</b>	<b>TOT</b>	<b>AST</b>	<b>PF</b>	<b>DQ</b>	<b>STL</b>	<b>TO</b>	<b>BLK</b>	<b>PTS</b>	<b>AVG</b>
15-16	78	13	2048	300	728	.412	76	226	.336	238	292	.815	42	211	253	235	165	0	58	150	42	914	11.7
<b>SIDNEY LOWE</b>		<b>#35</b>	<b>POS: GUARD</b>	<b>HGT: 6-0</b>	<b>WGT: 195</b>	<b>BORN: 1-21-60</b>	<b>FROM: NORTH CAROLINA STATE</b>																
Acquired: Signed to two consecutive 10-day contracts beginning March 27, 1989, before signing for the remainder of the season on April 16, 1989																							
Departed: Became an unrestricted free agent after the 1988-89 season																							
<b>YR</b>	<b>G</b>	<b>GS</b>	<b>MIN</b>	<b>FG</b>	<b>FGA</b>	<b>PCT</b>	<b>3FG</b>	<b>3FGA</b>	<b>PCT</b>	<b>FT</b>	<b>FTA</b>	<b>PCT</b>	<b>OFF</b>	<b>DEF</b>	<b>TOT</b>	<b>AST</b>	<b>PF</b>	<b>DQ</b>	<b>STL</b>	<b>TO</b>	<b>BLK</b>	<b>PTS</b>	<b>AVG</b>
88-89	14	0	250	8	25	.320	0	2	.000	7	11	.636	6	28	34	93	28	0	14	9	0	23	1.6
<b>GEORGE LYNCH</b>		<b>#9</b>	<b>POS: FORWARD</b>	<b>HGT: 6-8</b>	<b>WGT: 218</b>	<b>BORN: 9-3-70</b>	<b>FROM: NORTH CAROLINA</b>																
Acquired: From Philadelphia with Robert Traylor and Jerome Moiso and Chris Porter from Golden State on October 25, 2001, in a three-team trade in which Charlotte sent Derek Coleman to Philadelphia																							
Departed: A member of the final Charlotte Hornets team of the classic era																							
<b>YR</b>	<b>G</b>	<b>GS</b>	<b>MIN</b>	<b>FG</b>	<b>FGA</b>	<b>PCT</b>	<b>3FG</b>	<b>3FGA</b>	<b>PCT</b>	<b>FT</b>	<b>FTA</b>	<b>PCT</b>	<b>OFF</b>	<b>DEF</b>	<b>TOT</b>	<b>AST</b>	<b>PF</b>	<b>DQ</b>	<b>STL</b>	<b>TO</b>	<b>BLK</b>	<b>PTS</b>	<b>AVG</b>
01-02	45	18	893	73	198	.369	1	6	.167	25	40	.625	70	116	186	54	75	1	40	41	14	172	3.8
<b>KEVIN LYNCH</b>		<b>#9</b>	<b>POS: GUARD</b>	<b>HGT: 6-5</b>	<b>WGT: 195</b>	<b>BORN: 12-24-68</b>	<b>FROM: MINNESOTA</b>																
Acquired: Selected with the 28th overall pick in the 1991 NBA Draft																							
Departed: Waived on November 5, 1993																							
<b>YR</b>	<b>G</b>	<b>GS</b>	<b>MIN</b>	<b>FG</b>	<b>FGA</b>	<b>PCT</b>	<b>3FG</b>	<b>3FGA</b>	<b>PCT</b>	<b>FT</b>	<b>FTA</b>	<b>PCT</b>	<b>OFF</b>	<b>DEF</b>	<b>TOT</b>	<b>AST</b>	<b>PF</b>	<b>DQ</b>	<b>STL</b>	<b>TO</b>	<b>BLK</b>	<b>PTS</b>	<b>AVG</b>
91-92	55	3	819	93	223	.417	3	8	.375	35	46	.761	30	55	85	83	107	0	37	44	9	224	4.1
92-93	40	8	324	30	59	.508	0	1	.000	26	38	.684	12	23	35	25	44	0	11	24	6	86	2.2
<b>TOTALS</b>	<b>95</b>	<b>11</b>	<b>1143</b>	<b>123</b>	<b>282</b>	<b>.436</b>	<b>3</b>	<b>9</b>	<b>.333</b>	<b>61</b>	<b>84</b>	<b>.726</b>	<b>42</b>	<b>78</b>	<b>120</b>	<b>108</b>	<b>151</b>	<b>0</b>	<b>48</b>	<b>68</b>	<b>15</b>	<b>310</b>	<b>3.3</b>
<b>SHELVIN MACK</b>		<b>#6</b>	<b>POS: GUARD</b>	<b>HGT: 6-3</b>	<b>WGT: 203</b>	<b>BORN: 4-22-90</b>	<b>FROM: BUTLER</b>																
Acquired: Claimed off waivers (Memphis) by Charlotte on February 10, 2019																							
<b>YR</b>	<b>G</b>	<b>GS</b>	<b>MIN</b>	<b>FG</b>	<b>FGA</b>	<b>PCT</b>	<b>3FG</b>	<b>3FGA</b>	<b>PCT</b>	<b>FT</b>	<b>FTA</b>	<b>PCT</b>	<b>OFF</b>	<b>DEF</b>	<b>TOT</b>	<b>AST</b>	<b>PF</b>	<b>DQ</b>	<b>STL</b>	<b>TO</b>	<b>BLK</b>	<b>PTS</b>	<b>AVG</b>
18-19	4	0	42	2	14	.143	0	2	.000	5	9	.556	0	2	2	1	3	0	2	4	0	9	2.3
<b>J.P. MACURA</b>		<b>#55</b>	<b>POS: GUARD</b>	<b>HGT: 6-5</b>	<b>WGT: 205</b>	<b>BORN: 6-5-95</b>	<b>FROM: XAVIER</b>																
Acquired: Signed a two-way contract with the Charlotte Hornets on July 2, 2018																							
<b>YR</b>	<b>G</b>	<b>GS</b>	<b>MIN</b>	<b>FG</b>	<b>FGA</b>	<b>PCT</b>	<b>3FG</b>	<b>3FGA</b>	<b>PCT</b>	<b>FT</b>	<b>FTA</b>	<b>PCT</b>	<b>OFF</b>	<b>DEF</b>	<b>TOT</b>	<b>AST</b>	<b>PF</b>	<b>DQ</b>	<b>STL</b>	<b>TO</b>	<b>BLK</b>	<b>PTS</b>	<b>AVG</b>
18-19	2	0	17	3	9	.333	0	4	.377	0	0	---	0	3	3	2	0	0	0	0	0	6	3.0
<b>COREY MAGGETTE</b>		<b>#50</b>	<b>POS: FORWARD</b>	<b>HGT: 6-6</b>	<b>WGT: 225</b>	<b>BORN: 11-12-79</b>	<b>FROM: DUKE</b>																
Acquired: From Milwaukee as part of a three-team trade on June 23, 2011, in which Charlotte also acquired the draft rights to Bismack Biyombo from Sacramento and sent Stephen Jackson, Shaun Livingston and the draft rights to Tobias Harris to Milwaukee																							
Departed: Traded to Detroit for Ben Gordon and a future first-round draft pick on June 26, 2012																							
<b>YR</b>	<b>G</b>	<b>GS</b>	<b>MIN</b>	<b>FG</b>	<b>FGA</b>	<b>PCT</b>	<b>3FG</b>	<b>3FGA</b>	<b>PCT</b>	<b>FT</b>	<b>FTA</b>	<b>PCT</b>	<b>OFF</b>	<b>DEF</b>	<b>TOT</b>	<b>AST</b>	<b>PF</b>	<b>DQ</b>	<b>STL</b>	<b>TO</b>	<b>BLK</b>	<b>PTS</b>	<b>AVG</b>
11-12	32	28	881	139	373	.373	24	66	.364	178	208	.856	21	104	125	39	83	0	23	59	1	480	15.0
<b>JAMAAL MAGLOIRE</b>		<b>#21</b>	<b>POS: CENTER</b>	<b>HGT: 6-10</b>	<b>WGT: 259</b>	<b>BORN: 5-21-78</b>	<b>FROM: KENTUCKY</b>																
Acquired: Selected with the 19th overall pick in the 2000 NBA Draft																							
Departed: A member of the final Charlotte Hornets team of the classic era																							
<b>YR</b>	<b>G</b>	<b>GS</b>	<b>MIN</b>	<b>FG</b>	<b>FGA</b>	<b>PCT</b>	<b>3FG</b>	<b>3FGA</b>	<b>PCT</b>	<b>FT</b>	<b>FTA</b>	<b>PCT</b>	<b>OFF</b>	<b>DEF</b>	<b>TOT</b>	<b>AST</b>	<b>PF</b>	<b>DQ</b>	<b>STL</b>	<b>TO</b>	<b>BLK</b>	<b>PTS</b>	<b>AVG</b>
00-01	74	0	1095	122	271	.450	0	2	.000	95	145	.655	103	192	295	27	139	0	18	61	78	339	4.6
01-02	82	8	1549	228	414	.551	0	1	.000	243	333	.730	153	308	461	31	201	0	27	118	86	699	8.5
<b>TOTALS</b>	<b>156</b>	<b>8</b>	<b>2644</b>	<b>350</b>	<b>685</b>	<b>.511</b>	<b>0</b>	<b>3</b>	<b>.000</b>	<b>338</b>	<b>478</b>	<b>.707</b>	<b>256</b>	<b>400</b>	<b>656</b>	<b>58</b>	<b>340</b>	<b>0</b>	<b>45</b>	<b>179</b>	<b>164</b>	<b>1038</b>	<b>6.7</b>
<b>CARTIER MARTIN</b>		<b>#1</b>	<b>POS: FORWARD</b>	<b>HGT: 6-7</b>	<b>WGT: 220</b>	<b>BORN: 11-20-84</b>	<b>FROM: KANSAS STATE</b>																
Acquired: Signed on January 29, 2009																							
Departed: Became an unrestricted free agent after the 2008-09 season																							
<b>YR</b>	<b>G</b>	<b>GS</b>	<b>MIN</b>	<b>FG</b>	<b>FGA</b>	<b>PCT</b>	<b>3FG</b>	<b>3FGA</b>	<b>PCT</b>	<b>FT</b>	<b>FTA</b>	<b>PCT</b>	<b>OFF</b>	<b>DEF</b>	<b>TOT</b>	<b>AST</b>	<b>PF</b>	<b>DQ</b>	<b>STL</b>	<b>TO</b>	<b>BLK</b>	<b>PTS</b>	<b>AVG</b>
08-09	33	1	266	28	77	.364	10	33	.303	20	25	.800	7	26	33	13	33	0	8	9	4	86	2.6
<b>THÉO MALEDON</b>		<b>#9</b>	<b>POS: GUARD</b>	<b>HGT: 6-4</b>	<b>WGT: 175</b>	<b>BORN: 6-12-01</b>	<b>FROM: FRANCE</b>																
Acquired: Signed a two-way contract on Oct. 15, 2022.																							
<b>YR</b>	<b>G</b>	<b>GS</b>	<b>MIN</b>	<b>FG</b>	<b>FGA</b>	<b>PCT</b>	<b>3FG</b>	<b>3FGA</b>	<b>PCT</b>	<b>FT</b>	<b>FTA</b>	<b>PCT</b>	<b>OFF</b>	<b>DEF</b>	<b>TOT</b>	<b>AST</b>	<b>PF</b>	<b>DQ</b>	<b>STL</b>	<b>TO</b>	<b>BLK</b>	<b>PTS</b>	<b>AVG</b>
22-23	44	7	854	102	254	.402	28	95	.295	63	74	.851	14	109	123	152	61	0	37	59	12	295	6.7



# HISTORY

## ALL-TIME ROSTER

Note: Players are listed based on appearing in at least one regular or postseason game

CALEB MARTIN		#10	POS: FORWARD							HGT: 6-5	WGT: 205	BORN: 9-28-95		FROM: NEVADA									
Acquired: Signed as undrafted free agent on July 31, 2019																							
Departed: Waived on August 7, 2021																							
YR	G	GS	MIN	FG	FGA	PCT	3FG	3FGA	PCT	FT	FTA	PCT	OFF	DEF	TOT	AST	PF	DQ	STL	TO	BLK	PTS	AVG
19-20	18	1	317	37	84	.440	20	37	.541	17	21	.810	10	28	38	23	32	0	12	15	7	111	6.2
20-21	53	3	818	96	256	.375	31	125	.248	41	64	.641	31	110	141	67	62	0	37	33	12	264	5.0
<b>TOTALS</b>	<b>71</b>	<b>4</b>	<b>1135</b>	<b>133</b>	<b>340</b>	<b>.391</b>	<b>51</b>	<b>162</b>	<b>.315</b>	<b>58</b>	<b>85</b>	<b>.682</b>	<b>41</b>	<b>138</b>	<b>179</b>	<b>90</b>	<b>94</b>	<b>0</b>	<b>49</b>	<b>48</b>	<b>19</b>	<b>375</b>	<b>5.3</b>
CODDY MARTIN		#11	POS: FORWARD							HGT: 6-5	WGT: 205	BORN: 9-28-95		FROM: NEVADA									
Acquired: Selected with the 36th overall pick in the 2019 NBA Draft																							
YR	G	GS	MIN	FG	FGA	PCT	3FG	3FGA	PCT	FT	FTA	PCT	OFF	DEF	TOT	AST	PF	DQ	STL	TO	BLK	PTS	AVG
19-20	48	3	903	89	207	.430	18	77	.234	42	65	.646	38	120	158	95	78	0	39	44	9	238	5.0
20-21	52	10	849	83	188	.441	16	58	.276	25	43	.581	52	109	161	86	52	0	37	40	12	207	4.0
21-22	71	11	1866	204	423	.482	61	159	.384	75	107	.701	82	203	285	179	116	1	88	61	32	544	7.7
22-23	7	0	134	14	36	.389	3	14	.214	4	7	.571	8	16	24	11	13	0	4	2	1	35	5.0
<b>TOTALS</b>	<b>178</b>	<b>24</b>	<b>3752</b>	<b>390</b>	<b>854</b>	<b>.457</b>	<b>98</b>	<b>308</b>	<b>.318</b>	<b>146</b>	<b>222</b>	<b>.658</b>	<b>180</b>	<b>448</b>	<b>628</b>	<b>371</b>	<b>259</b>	<b>1</b>	<b>168</b>	<b>147</b>	<b>54</b>	<b>1024</b>	<b>5.8</b>
JAMAL MASHBURN		#24	POS: FORWARD							HGT: 6-8	WGT: 240	BORN: 11-29-72		FROM: KENTUCKY									
Acquired: From Miami with P.J. Brown, Otis Thorpe, Rodney Buford and Tim James on August 1, 2000, in exchange for Eddie Jones, Anthony Mason, Ricky Davis and Dale Ellis																							
Departed: A member of the final Charlotte Hornets team of the classic era																							
YR	G	GS	MIN	FG	FGA	PCT	3FG	3FGA	PCT	FT	FTA	PCT	OFF	DEF	TOT	AST	PF	DQ	STL	TO	BLK	PTS	AVG
00-01	76	76	2989	573	1388	.413	103	289	.356	279	364	.766	92	484	576	411	185	0	85	211	13	1528	20.1
01-02	40	40	1601	303	744	.407	41	112	.366	211	241	.876	31	211	242	171	80	0	45	110	6	858	21.5
<b>TOTALS</b>	<b>116</b>	<b>116</b>	<b>4590</b>	<b>876</b>	<b>2132</b>	<b>.411</b>	<b>144</b>	<b>401</b>	<b>.359</b>	<b>490</b>	<b>605</b>	<b>.810</b>	<b>123</b>	<b>695</b>	<b>818</b>	<b>582</b>	<b>265</b>	<b>0</b>	<b>130</b>	<b>321</b>	<b>19</b>	<b>2386</b>	<b>20.6</b>
ANTHONY MASON		#14	POS: FORWARD							HGT: 6-8	WGT: 250	BORN: 12-14-66		FROM: TENNESSEE STATE									
Acquired: From New York with Brad Lohaus on July 14, 1996, in exchange for Larry Johnson																							
Departed: Traded to Miami with Eddie Jones, Ricky Davis and Dale Ellis on August 1, 2000, in exchange for Jamal Mashburn, P.J. Brown, Otis Thorpe, Tim James and Rodney Buford																							
YR	G	GS	MIN	FG	FGA	PCT	3FG	3FGA	PCT	FT	FTA	PCT	OFF	DEF	TOT	AST	PF	DQ	STL	TO	BLK	PTS	AVG
96-97	73	73	3143	433	825	.525	1	3	.333	319	428	.745	186	643	829	414	202	3	76	165	33	1186	16.2
97-98	81	80	3148	389	764	.509	0	4	.000	261	402	.649	177	649	826	342	182	1	68	146	18	1039	12.8
98-99	Missed entire season due to injury																						
99-00	82	81	3133	317	661	.480	0	1	.000	314	421	.746	145	554	699	367	220	0	74	160	29	948	11.6
<b>TOTALS</b>	<b>236</b>	<b>234</b>	<b>9424</b>	<b>1139</b>	<b>2250</b>	<b>.506</b>	<b>1</b>	<b>8</b>	<b>.125</b>	<b>894</b>	<b>1251</b>	<b>.715</b>	<b>508</b>	<b>1846</b>	<b>2354</b>	<b>1123</b>	<b>604</b>	<b>4</b>	<b>218</b>	<b>471</b>	<b>80</b>	<b>3173</b>	<b>13.4</b>
TONY MASSENBURG		#32	POS: FORWARD							HGT: 6-8	WGT: 220	BORN: 7-31-67		FROM: MARYLAND									
Acquired: Signed on December 10, 1991																							
Departed: Waived on January 7, 1992																							
YR	G	GS	MIN	FG	FGA	PCT	3FG	3FGA	PCT	FT	FTA	PCT	OFF	DEF	TOT	AST	PF	DQ	STL	TO	BLK	PTS	AVG
91-92	3	0	13	0	3	.000	0	0	---	1	2	.500	1	3	4	0	2	0	1	4	0	1	0.3
MANGOK MATHIANG		#9	POS: FORWARD/CENTER							HGT: 6-8	WGT: 230	BORN: 10-8-92		FROM: LOUISVILLE									
Acquired: Signed to a two-way contract by the Charlotte Hornets on August 2, 2017																							
Departed: Waived on August 15, 2018																							
YR	G	GS	MIN	FG	FGA	PCT	3FG	3FGA	PCT	FT	FTA	PCT	OFF	DEF	TOT	AST	PF	DQ	STL	TO	BLK	PTS	AVG
17-18	4	0	20	4	7	.571	0	0	---	0	1	.000	3	7	10	0	5	0	1	0	0	8	2.0
JASON MAXIELL		#54	POS: FORWARD							HGT: 6-7	WGT: 260	BORN: 2-18-83		FROM: CINCINNATI									
Acquired: Signed on September 28, 2014																							
Departed: Became an unrestricted free agent after the 2014-15 season																							
YR	G	GS	MIN	FG	FGA	PCT	3FG	3FGA	PCT	FT	FTA	PCT	OFF	DEF	TOT	AST	PF	DQ	STL	TO	BLK	PTS	AVG
14-15	61	0	878	81	192	.422	0	0	---	41	71	.577	86	117	203	19	96	1	18	29	44	203	3.3
VERNON MAXWELL		#11	POS: GUARD							HGT: 6-4	WGT: 180	BORN: 9-12-65		FROM: FLORIDA									
Acquired: Signed to a 10-day contract on February 3, 1998, before signing for the remainder of the season on February 13, 1998																							
Departed: Became an unrestricted free agent after the 1997-98 season																							
YR	G	GS	MIN	FG	FGA	PCT	3FG	3FGA	PCT	FT	FTA	PCT	OFF	DEF	TOT	AST	PF	DQ	STL	TO	BLK	PTS	AVG
97-98	31	0	467	77	180	.428	31	86	.360	25	34	.735	9	35	44	40	51	0	14	28	3	210	6.8
SEAN MAY		#42	POS: FORWARD							HGT: 6-9	WGT: 266	BORN: 4-4-84		FROM: NORTH CAROLINA									
Acquired: Selected with the 13th overall pick in the 2005 NBA Draft																							
Departed: Became an unrestricted free agent after the 2008-09 season																							
YR	G	GS	MIN	FG	FGA	PCT	3FG	3FGA	PCT	FT	FTA	PCT	OFF	DEF	TOT	AST	PF	DQ	STL	TO	BLK	PTS	AVG
05-06	23	1	398	70	171	.409	0	5	.000	49	64	.766	42	67	109	22	58	0	17	33	12	189	8.2
06-07	35	8	838	164	328	.500	2	3	.667	86	112	.768	73	160	233	66	100	0	19	56	24	416	11.9
07-08	Missed entire season due to injury																						
08-09	24	12	301	39	98	.398	1	1	1.000	14	20	.700	20	49	69	10	32	0	5	26	4	93	3.9
<b>TOTALS</b>	<b>82</b>	<b>21</b>	<b>1537</b>	<b>273</b>	<b>597</b>	<b>.457</b>	<b>3</b>	<b>9</b>	<b>.333</b>	<b>149</b>	<b>196</b>	<b>.760</b>	<b>135</b>	<b>276</b>	<b>411</b>	<b>98</b>	<b>190</b>	<b>0</b>	<b>41</b>	<b>115</b>	<b>40</b>	<b>698</b>	<b>8.5</b>

ALL-TIME ROSTER

Note: Players are listed based on appearing in at least one regular or postseason game

JALEN MCDANIELS	#6	POS: FORWARD	HGT: 6-10	WGT: 210	BORN: 1-31-98	FROM: SAN DIEGO STATE																	
Acquired: Selected with the 52nd overall pick in the 2019 NBA Draft																							
Departed: Traded along with a second-round pick to the Philadelphia 76ers as part of a four-team trade in exchange for Svi Mykhailiuk and two second-round picks.																							
YR	G	GS	MIN	FG	FGA	PCT	3FG	3FGA	PCT	FT	FTA	PCT	OFF	DEF	TOT	AST	PF	DQ	STL	TO	BLK	PTS	AVG
19-20	16	0	293	33	70	.471	9	24	.375	14	17	.824	15	50	65	13	36	0	8	11	3	89	5.6
20-21	47	18	904	133	284	.468	35	105	.333	45	64	.703	45	124	169	53	95	0	28	45	19	346	7.4
21-22	55	2	895	123	254	.484	41	108	.380	53	72	.736	37	133	170	58	93	0	26	36	22	340	6.2
22-23	56	21	1494	221	494	.447	65	202	.322	88	104	.846	44	226	270	111	158	0	66	80	29	595	10.6
<b>TOTALS</b>	<b>174</b>	<b>41</b>	<b>3586</b>	<b>510</b>	<b>1102</b>	<b>.463</b>	<b>150</b>	<b>439</b>	<b>.342</b>	<b>200</b>	<b>257</b>	<b>.778</b>	<b>141</b>	<b>533</b>	<b>674</b>	<b>235</b>	<b>382</b>	<b>0</b>	<b>128</b>	<b>172</b>	<b>73</b>	<b>1370</b>	<b>7.9</b>

MICHAEL MCDONALD	#42	POS: CENTER	HGT: 6-10	WGT: 232	BORN: 2-13-69	FROM: NEW ORLEANS																	
Acquired: Signed to a 10-day contract on January 22, 1998																							
Departed: Became an unrestricted free agent on January 31, 1998																							
YR	G	GS	MIN	FG	FGA	PCT	3FG	3FGA	PCT	FT	FTA	PCT	OFF	DEF	TOT	AST	PF	DQ	STL	TO	BLK	PTS	AVG
97-98	1	0	4	0	0	---	0	0	---	0	0	---	1	0	1	0	1	0	0	2	0	0	0.0

BRYCE MCGOWENS	#7	POS: GUARD/FORWARD	HGT: 6-7	WGT: 179	BORN: 11/8/02	FROM: NEBRASKA																	
Acquired: From the Minnesota Timberwolves via draft night trade in exchange for Josh Minott and a second-round pick.																							
YR	G	GS	MIN	FG	FGA	PCT	3FG	3FGA	PCT	FT	FTA	PCT	OFF	DEF	TOT	AST	PF	DQ	STL	TO	BLK	PTS	AVG
22-23	46	7	787	80	202	.396	26	80	.325	60	80	.750	20	73	93	54	48	0	15	43	6	246	5.3

DOMINIC MCGUIRE	#5	POS: FORWARD	HGT: 6-9	WGT: 235	BORN: 10-20-85	FROM: FRESNO STATE																	
Acquired: Signed on July 22, 2010																							
Departed: Became an unrestricted free agent after the 2010-11 season																							
YR	G	GS	MIN	FG	FGA	PCT	3FG	3FGA	PCT	FT	FTA	PCT	OFF	DEF	TOT	AST	PF	DQ	STL	TO	BLK	PTS	AVG
10-11	52	8	760	72	182	.396	0	2	.000	30	39	.769	63	136	199	43	94	0	10	25	33	174	3.3

JEFF MCINNIS	#0	POS: GUARD	HGT: 6-4	WGT: 190	BORN: 10-22-74	FROM: NORTH CAROLINA																	
Acquired: From New Jersey on January 4, 2007, in exchange for Bernard Robinson																							
Departed: Waived on February 29, 2008																							
YR	G	GS	MIN	FG	FGA	PCT	3FG	3FGA	PCT	FT	FTA	PCT	OFF	DEF	TOT	AST	PF	DQ	STL	TO	BLK	PTS	AVG
06-07	38	3	702	71	181	.392	1	8	.125	22	32	.688	14	48	62	124	72	0	14	42	0	165	4.3
07-08	54	26	1410	108	249	.434	3	19	.158	23	30	.767	16	80	96	220	120	0	23	76	3	242	4.5
<b>TOTALS</b>	<b>92</b>	<b>27</b>	<b>2112</b>	<b>179</b>	<b>430</b>	<b>.416</b>	<b>4</b>	<b>27</b>	<b>.148</b>	<b>45</b>	<b>62</b>	<b>.726</b>	<b>30</b>	<b>128</b>	<b>158</b>	<b>344</b>	<b>192</b>	<b>0</b>	<b>37</b>	<b>118</b>	<b>3</b>	<b>407</b>	<b>4.4</b>

JOSH MCROBERTS	#11	POS: FORWARD	HGT: 6-10	WGT: 240	BORN: 2-28-87	FROM: DUKE																	
Acquired: From Orlando on February 21, 2013, in exchange for Hakim Warrick																							
Departed: Became an unrestricted free agent after the 2013-14 season																							
YR	G	GS	MIN	FG	FGA	PCT	3FG	3FGA	PCT	FT	FTA	PCT	OFF	DEF	TOT	AST	PF	DQ	STL	TO	BLK	PTS	AVG
12-13	26	19	802	96	190	.505	7	29	.241	43	55	.782	52	136	188	71	66	2	22	38	15	242	9.3
13-14	78	78	2360	247	566	.436	105	291	.361	62	85	.729	85	288	373	333	189	0	58	83	46	661	8.5
<b>TOTALS</b>	<b>104</b>	<b>97</b>	<b>3162</b>	<b>343</b>	<b>756</b>	<b>.454</b>	<b>112</b>	<b>320</b>	<b>.350</b>	<b>105</b>	<b>140</b>	<b>.750</b>	<b>137</b>	<b>424</b>	<b>561</b>	<b>404</b>	<b>255</b>	<b>2</b>	<b>80</b>	<b>121</b>	<b>61</b>	<b>903</b>	<b>8.7</b>

BRAD MILLER	#40	POS: CENTER	HGT: 6-11	WGT: 244	BORN: 4-12-76	FROM: PURDUJE																	
Acquired: Signed on January 21, 1999																							
Departed: Became an unrestricted free agent after the 1999-00 season																							
YR	G	GS	MIN	FG	FGA	PCT	3FG	3FGA	PCT	FT	FTA	PCT	OFF	DEF	TOT	AST	PF	DQ	STL	TO	BLK	PTS	AVG
98-99	38	0	469	78	138	.565	1	2	.500	81	102	.794	35	82	117	22	65	0	9	32	18	238	6.3
99-00	55	4	961	135	293	.461	0	2	.000	153	195	.785	113	180	293	45	111	1	23	48	35	423	7.7
<b>TOTALS</b>	<b>93</b>	<b>4</b>	<b>1430</b>	<b>213</b>	<b>431</b>	<b>.494</b>	<b>1</b>	<b>4</b>	<b>.250</b>	<b>234</b>	<b>297</b>	<b>.788</b>	<b>148</b>	<b>262</b>	<b>410</b>	<b>67</b>	<b>176</b>	<b>1</b>	<b>32</b>	<b>80</b>	<b>53</b>	<b>661</b>	<b>7.1</b>

JASON MISKIRI	#11	POS: GUARD	HGT: 6-2	WGT: 175	BORN: 8-19-75	FROM: GEORGE MASON																	
Acquired: Signed on October 4, 1999																							
Departed: Waived on November 8, 1999																							
YR	G	GS	MIN	FG	FGA	PCT	3FG	3FGA	PCT	FT	FTA	PCT	OFF	DEF	TOT	AST	PF	DQ	STL	TO	BLK	PTS	AVG
99-00	1	0	3	0	1	.000	0	1	.000	0	0	---	0	0	0	1	2	0	0	0	0	0	0.0

NAZR MOHAMMED	#6/#13	POS: CENTER	HGT: 6-10	WGT: 250	BORN: 9-5-77	FROM: KENTUCKY																	
Acquired: From Detroit on December 14, 2007, in exchange for Primož Brezec and Walter Herrmann																							
Departed: Traded to Oklahoma City in exchange for Morris Peterson and DJ White on February 24, 2011																							
YR	G	GS	MIN	FG	FGA	PCT	3FG	3FGA	PCT	FT	FTA	PCT	OFF	DEF	TOT	AST	PF	DQ	STL	TO	BLK	PTS	AVG
07-08	61	29	1422	244	469	.520	0	0	---	82	133	.617	165	256	421	66	194	1	38	90	52	570	9.3
08-09	39	1	341	41	101	.406	0	0	---	22	40	.550	35	44	79	8	63	0	5	23	16	104	2.7
09-10	58	29	984	189	342	.553	0	0	---	81	125	.648	114	190	304	28	105	0	15	53	43	459	7.9
10-11	51	30	851	159	317	.502	0	1	.000	52	88	.591	94	158	252	17	121	0	14	51	46	370	7.3
<b>TOTALS</b>	<b>209</b>	<b>89</b>	<b>3598</b>	<b>633</b>	<b>1229</b>	<b>.515</b>	<b>0</b>	<b>1</b>	<b>.000</b>	<b>237</b>	<b>386</b>	<b>.614</b>	<b>408</b>	<b>648</b>	<b>1056</b>	<b>119</b>	<b>483</b>	<b>1</b>	<b>72</b>	<b>217</b>	<b>157</b>	<b>1503</b>	<b>7.2</b>

# HISTORY

## ALL-TIME ROSTER

Note: Players are listed based on appearing in at least one regular or postseason game

<b>JEROME MOISO</b>	<b>#6</b>	<b>POS: FORWARD</b>	<b>HGT: 6-10</b>	<b>WGT: 235</b>	<b>BORN: 6-15-78</b>	<b>FROM: UCLA</b>
---------------------	-----------	---------------------	------------------	-----------------	----------------------	-------------------

Acquired: From Philadelphia with Robert Traylor and George Lynch and Chris Porter from Golden State on October 25, 2001, in a three-team trade in which Charlotte sent Derrick Coleman to Philadelphia

Departed: A member of the final Charlotte Hornets team of the classic era

YR	G	GS	MIN	FG	FGA	PCT	3FG	3FGA	PCT	FT	FTA	PCT	OFF	DEF	TOT	AST	PF	DQ	STL	TO	BLK	PTS	AVG
01-02	15	0	76	8	20	.400	0	0	---	0	0	.000	4	21	25	4	12	0	3	8	2	16	1.1

<b>MALIK MONK</b>	<b>#1</b>	<b>POS: GUARD</b>	<b>HGT: 6-3</b>	<b>WGT: 200</b>	<b>BORN: 2-4-98</b>	<b>FROM: KENTUCKY</b>
-------------------	-----------	-------------------	-----------------	-----------------	---------------------	-----------------------

Acquired: Selected in the first round (11th overall) of the 2017 NBA Draft

Departed: Became an unrestricted free agent after the 2020-21 season

YR	G	GS	MIN	FG	FGA	PCT	3FG	3FGA	PCT	FT	FTA	PCT	OFF	DEF	TOT	AST	PF	DQ	STL	TO	BLK	PTS	AVG
17-18	63	0	854	153	425	.360	83	243	.342	32	38	.842	8	58	66	91	60	0	20	49	9	421	6.7
18-19	73	0	1258	227	586	.387	109	330	.330	90	102	.882	16	121	137	117	106	0	37	86	19	653	8.9
19-20	55	1	1169	212	488	.434	58	204	.284	82	100	.820	27	130	157	114	74	0	25	77	16	564	10.3
20-21	42	0	878	173	399	.434	85	212	.401	59	72	.819	14	87	101	87	47	0	19	55	4	490	11.7
<b>TOTALS</b>	<b>233</b>	<b>1</b>	<b>4159</b>	<b>765</b>	<b>1898</b>	<b>.403</b>	<b>335</b>	<b>989</b>	<b>.339</b>	<b>263</b>	<b>312</b>	<b>.843</b>	<b>65</b>	<b>396</b>	<b>461</b>	<b>409</b>	<b>287</b>	<b>0</b>	<b>101</b>	<b>267</b>	<b>48</b>	<b>2128</b>	<b>9.1</b>

<b>JAMARIO MOON</b>	<b>#9</b>	<b>POS: FORWARD</b>	<b>HGT: 6-8</b>	<b>WGT: 215</b>	<b>BORN: 6-13-80</b>	<b>FROM: MERIDIAN CC (MS)</b>
---------------------	-----------	---------------------	-----------------	-----------------	----------------------	-------------------------------

Acquired: Signed on April 15, 2012

Departed: Became an unrestricted free agent after the 2011-12 season

YR	G	GS	MIN	FG	FGA	PCT	3FG	3FGA	PCT	FT	FTA	PCT	OFF	DEF	TOT	AST	PF	DQ	STL	TO	BLK	PTS	AVG
11-12	8	0	123	7	24	.292	2	10	.200	2	2	1.000	2	20	22	5	5	0	1	8	5	18	2.3

<b>ADAM MORRISON</b>	<b>#35</b>	<b>POS: GUARD/FORWARD</b>	<b>HGT: 6-8</b>	<b>WGT: 205</b>	<b>BORN: 7-19-84</b>	<b>FROM: GONZAGA</b>
----------------------	------------	---------------------------	-----------------	-----------------	----------------------	----------------------

Acquired: Selected with the third overall pick in the 2006 NBA Draft

Departed: Traded to L.A. Lakers with Shannon Brown in exchange for Vladimir Radmanovic on February 7, 2009

YR	G	GS	MIN	FG	FGA	PCT	3FG	3FGA	PCT	FT	FTA	PCT	OFF	DEF	TOT	AST	PF	DQ	STL	TO	BLK	PTS	AVG
06-07	78	23	2326	355	944	.376	87	258	.337	120	169	.710	54	76	230	163	179	0	28	130	6	917	11.8
07-08	Missed entire season due to injury																						
08-09	44	5	667	76	211	.360	31	92	.337	16	21	.762	16	56	72	38	73	0	9	29	4	199	4.5
<b>TOTALS</b>	<b>122</b>	<b>28</b>	<b>2993</b>	<b>431</b>	<b>1155</b>	<b>.373</b>	<b>118</b>	<b>350</b>	<b>.337</b>	<b>136</b>	<b>190</b>	<b>.716</b>	<b>70</b>	<b>132</b>	<b>302</b>	<b>201</b>	<b>252</b>	<b>0</b>	<b>37</b>	<b>159</b>	<b>10</b>	<b>1116</b>	<b>9.2</b>

<b>ALONZO MOURNING</b>	<b>#33</b>	<b>POS: CENTER</b>	<b>HGT: 6-10</b>	<b>WGT: 240</b>	<b>BORN: 2-8-70</b>	<b>FROM: GEORGETOWN</b>
------------------------	------------	--------------------	------------------	-----------------	---------------------	-------------------------

Acquired: Selected with the second overall pick in the 1992 NBA Draft

Departed: Traded to Miami with LeRon Ellis and Pete Myers on November 3, 1995, in exchange for Glen Rice, Khalid Reeves, Matt Geiger and a 1996 first-round draft pick

YR	G	GS	MIN	FG	FGA	PCT	3FG	3FGA	PCT	FT	FTA	PCT	OFF	DEF	TOT	AST	PF	DQ	STL	TO	BLK	PTS	AVG
92-93	78	78	2644	572	1119	.511	0	3	.000	495	634	.781	263	542	805	76	286	6	27	236	271	1639	21.0
93-94	60	59	2018	427	845	.505	0	2	.000	433	568	.762	177	433	610	86	207	3	27	199	188	1287	21.5
94-95	77	77	2941	571	1101	.519	11	34	.324	490	644	.761	200	561	761	111	275	5	49	241	225	1643	21.3
<b>TOTALS</b>	<b>215</b>	<b>214</b>	<b>7603</b>	<b>1570</b>	<b>3065</b>	<b>.512</b>	<b>11</b>	<b>39</b>	<b>.282</b>	<b>1418</b>	<b>1846</b>	<b>.768</b>	<b>640</b>	<b>1536</b>	<b>2176</b>	<b>273</b>	<b>768</b>	<b>14</b>	<b>103</b>	<b>676</b>	<b>684</b>	<b>4569</b>	<b>21.3</b>

<b>BYRON MULLENS</b>	<b>#22</b>	<b>POS: FORWARD/CENTER</b>	<b>HGT: 7-0</b>	<b>WGT: 275</b>	<b>BORN: 2-14-89</b>	<b>FROM: OHIO STATE</b>
----------------------	------------	----------------------------	-----------------	-----------------	----------------------	-------------------------

Acquired: From Oklahoma City on December 19, 2011, for a 2013 second-round draft pick

Departed: Became an unrestricted free agent after the 2012-13 season

YR	G	GS	MIN	FG	FGA	PCT	3FG	3FGA	PCT	FT	FTA	PCT	OFF	DEF	TOT	AST	PF	DQ	STL	TO	BLK	PTS	AVG
11-12	65	25	1465	251	591	.425	12	51	.235	92	112	.821	96	231	327	57	137	0	21	74	52	606	9.3
12-13	53	41	1428	217	563	.385	66	208	.317	64	99	.646	71	266	337	81	110	0	34	74	32	564	10.6
<b>TOTALS</b>	<b>118</b>	<b>66</b>	<b>2893</b>	<b>468</b>	<b>1154</b>	<b>.405</b>	<b>78</b>	<b>259</b>	<b>.301</b>	<b>156</b>	<b>211</b>	<b>.739</b>	<b>167</b>	<b>497</b>	<b>664</b>	<b>138</b>	<b>247</b>	<b>0</b>	<b>55</b>	<b>148</b>	<b>84</b>	<b>1170</b>	<b>9.9</b>

<b>RONALD "FLIP" MURRAY#22</b>	<b>POS: GUARD</b>	<b>HGT: 6-3</b>	<b>WGT: 200</b>	<b>BORN: 7-29-79</b>	<b>FROM: SHAW</b>
--------------------------------	-------------------	-----------------	-----------------	----------------------	-------------------

Acquired: Signed on September 25, 2009

Departed: Traded to Chicago with Ace Law and a future first-round draft pick in exchange for Tyrus Thomas on February 18, 2010

YR	G	GS	MIN	FG	FGA	PCT	3FG	3FGA	PCT	FT	FTA	PCT	OFF	DEF	TOT	AST	PF	DQ	STL	TO	BLK	PTS	AVG
09-10	46	1	993	160	411	.389	41	131	.313	93	131	.710	15	83	98	84	77	0	28	65	12	454	9.9

<b>PETE MYERS</b>	<b>#20</b>	<b>POS: GUARD</b>	<b>HGT: 6-8</b>	<b>WGT: 180</b>	<b>BORN: 9-15-63</b>	<b>FROM: ARKANSAS - LITTLE ROCK</b>
-------------------	------------	-------------------	-----------------	-----------------	----------------------	-------------------------------------

Acquired: Signed on March 3, 1995, signed on February 16, 1996

Departed: Traded to Miami with Alonzo Mourning and LeRon Ellis on November 3, 1995, in exchange for Glen Rice, Khalid Reeves, Matt Geiger and a 1996 first-round draft pick

YR	G	GS	MIN	FG	FGA	PCT	3FG	3FGA	PCT	FT	FTA	PCT	OFF	DEF	TOT	AST	PF	DQ	STL	TO	BLK	PTS	AVG
95-96	32	1	453	29	87	.333	3	16	.188	31	46	.674	14	53	67	48	57	0	20	25	6	92	2.9

<b>SVI MYKHAILIUK</b>	<b>#10</b>	<b>POS: GUARD/FORWARD</b>	<b>HGT: 6-7</b>	<b>WGT: 205</b>	<b>BORN: 6/10/97</b>	<b>FROM: KANSAS</b>
-----------------------	------------	---------------------------	-----------------	-----------------	----------------------	---------------------

Acquired: From the New York Knicks as part of a four-team trade on Feb. 9, 2023.

Departed: Became an unrestricted free agent after the 2022-23 season

YR	G	GS	MIN	FG	FGA	PCT	3FG	3FGA	PCT	FT	FTA	PCT	OFF	DEF	TOT	AST	PF	DQ	STL	TO	BLK	PTS	AVG
22-23	19	8	428	71	161	.441	36	89	.404	23	34	.676	15	31	46	52	22	0	14	22	4	201	10.6

ALL-TIME ROSTER

Note: Players are listed based on appearing in at least one regular or postseason game

LEE NAILON #54 POS: FORWARD HGT: 6-9 WGT: 238 BORN: 2-22-75 FROM: TEXAS CHRISTIAN

Acquired: Selected with the 43rd overall pick in the 1999 NBA Draft, signed on August 18, 2000

Departed: A member of the final Charlotte Hornets team of the classic era

Table with 22 columns (YR, G, GS, MIN, FG, FGA, PCT, 3FG, 3FGA, PCT, FT, FTA, PCT, OFF, DEF, TOT, AST, PF, DQ, STL, TO, BLK, PTS, AVG) for Lee Nailon.

EDUARDO NAJERA #21 POS: FORWARD HGT: 6-8 WGT: 235 BORN: 7-11-76 FROM: OKLAHOMA

Acquired: From Dallas with Matt Carroll and Erick Dampier on July 13, 2010, in exchange for Alexis Ajinca and Tyson Chandler

Departed: Became an unrestricted free agent after the 2011-12 season

Table with 22 columns for Eduardo Najera.

GARY NEAL #12 POS: GUARD HGT: 6-4 WGT: 210 BORN: 10-3-84 FROM: TOWSON

Acquired: From Milwaukee with Luke Ridnour on February 20, 2014, in exchange for Ramon Sessions and Jeff Adrien

Departed: Traded to Minnesota with Miami's 2019 second-round draft pick on February 10, 2015, in exchange for Troy Daniels, Mo Williams and cash considerations

Table with 22 columns for Gary Neal.

JOHNNY NEWMAN #22 POS: FORWARD HGT: 6-7 WGT: 190 BORN: 11-28-63 FROM: RICHMOND

Acquired: Signed as a restricted free agent from New York on July 28, 1990

Departed: Traded to New Jersey on December 10, 1993, in exchange for Rumeal Robinson

Table with 22 columns for Johnny Newman.

JOHNNY O'BRYAN #8 POS: FORWARD HGT: 6-9 WGT: 258 BORN: 6-1-93 FROM: LOUISIANA STATE

Acquired: Signed consecutive 10-day contracts on February 24, 2017 and March 6, 2017 and signed to multi-year contract on March 16, 2017

Table with 22 columns for Johnny O'Bryan.

EMEKA OKAFOR #50 POS: FORWARD/CENTER HGT: 6-10 WGT: 255 BORN: 9-28-82 FROM: CONNECTICUT

Acquired: Selected with the second overall pick in the 2004 NBA Draft

Departed: Traded to New Orleans in exchange for Tyson Chandler on July 28, 2009

Table with 22 columns for Emeka Okafor.

KELLY OUBRE JR. #12 POS: FORWARD HGT: 6-7 WGT: 203 BORN: 12-9-95 FROM: KANSAS

Acquired: Signed a multi-year contract with the Hornets on Aug. 7, 2021.

Table with 22 columns for Kelly Oubre Jr.

DOUG OVERTON #9 POS: GUARD HGT: 6-3 WGT: 190 BORN: 8-3-69 FROM: LA SALLE

Acquired: Signed to a 10-day contract on January 26, 2001

Departed: Became an unrestricted free agent on February 5, 2001

Table with 22 columns for Doug Overton.

MARCUS PAIGE #4 POS: GUARD HGT: 6-0 WGT: 164 BORN: 9-11-93 FROM: NORTH CAROLINA

Acquired: Signed consecutive 10-day contracts on February 24, 2017 and March 6, 2017 and signed to multi-year contract on March 16, 2017

Table with 22 columns for Marcus Paige.

# HISTORY

## ALL-TIME ROSTER

Note: Players are listed based on appearing in at least one regular or postseason game

JANNERO PARGO		#5	POS: GUARD			HGT: 6-1	WGT: 185	BORN: 10-22-79		FROM: ARKANSAS													
Acquired: Signed on March 14, 2013																							
Departed: Waived on February 4, 2015																							
YR	G	GS	MIN	FG	FGA	PCT	3FG	3FGA	PCT	FT	FTA	PCT	OFF	DEF	TOT	AST	PF	DQ	STL	TO	BLK	PTS	AVG
12-13	18	0	292	57	142	.401	29	76	.382	8	9	.889	9	13	22	34	26	0	15	28	2	151	8.4
13-14	29	0	242	52	118	.441	24	60	.400	8	11	.727	1	19	20	52	17	0	14	26	1	136	4.7
14-15	9	0	73	15	35	.429	9	22	.409	2	2	1.000	0	3	3	8	8	0	0	3	0	41	4.6
<b>TOTALS</b>	<b>56</b>	<b>0</b>	<b>607</b>	<b>124</b>	<b>295</b>	<b>.420</b>	<b>62</b>	<b>158</b>	<b>.392</b>	<b>18</b>	<b>22</b>	<b>.818</b>	<b>10</b>	<b>35</b>	<b>45</b>	<b>94</b>	<b>51</b>	<b>0</b>	<b>29</b>	<b>57</b>	<b>3</b>	<b>328</b>	<b>5.9</b>
ROBERT PARRISH		#00	POS: CENTER			HGT: 7-1	WGT: 230	BORN: 8-30-53		FROM: CENTENARY													
Acquired: Signed on August 4, 1994																							
Departed: Became an unrestricted free agent on after the 1995-96 season																							
YR	G	GS	MIN	FG	FGA	PCT	3FG	3FGA	PCT	FT	FTA	PCT	OFF	DEF	TOT	AST	PF	DQ	STL	TO	BLK	PTS	AVG
94-95	81	4	1352	159	372	.427	0	0	---	71	101	.703	93	257	350	44	132	0	27	66	36	389	4.8
95-96	74	34	1086	120	241	.498	0	0	---	50	71	.704	89	214	303	29	80	0	21	50	54	290	3.9
<b>TOTALS</b>	<b>155</b>	<b>38</b>	<b>2438</b>	<b>279</b>	<b>613</b>	<b>.455</b>	<b>0</b>	<b>0</b>	<b>---</b>	<b>121</b>	<b>172</b>	<b>.703</b>	<b>182</b>	<b>471</b>	<b>653</b>	<b>73</b>	<b>212</b>	<b>0</b>	<b>48</b>	<b>116</b>	<b>90</b>	<b>679</b>	<b>4.4</b>
TONY PARKER		#9	POS: GUARD			HGT: 6-2	WGT: 185	BORN: 10-17-85		FROM: PARIS BASKET RACING													
Acquired: Signed as a free agent with Charlotte on July 23, 2018																							
Departed: Announced his retirement on June 10, 2019																							
YR	G	GS	MIN	FG	FGA	PCT	3FG	3FGA	PCT	FT	FTA	PCT	OFF	DEF	TOT	AST	PF	DQ	STL	TO	BLK	PTS	AVG
18-19	56	0	1003	213	463	.460	13	51	.255	91	124	.734	14	69	83	207	53	0	21	75	7	530	9.5
ELLIOT PERRY		#21	POS: GUARD			HGT: 6-0	WGT: 150	BORN: 3-28-69		FROM: MEMPHIS STATE													
Acquired: Signed on December 9, 1991																							
Departed: Became an unrestricted free agent after the 1991-92 season																							
YR	G	GS	MIN	FG	FGA	PCT	3FG	3FGA	PCT	FT	FTA	PCT	OFF	DEF	TOT	AST	PF	DQ	STL	TO	BLK	PTS	AVG
91-92	40	0	371	43	114	.377	1	5	.200	26	39	.667	12	20	32	64	26	0	25	37	2	113	2.8
CHUCK PERSON		#45	POS: FORWARD			HGT: 6-8	WGT: 220	BORN: 6-27-64		FROM: AUBURN													
Acquired: Signed on January 26, 1999																							
Departed: Became an unrestricted free agent after the 1998-99 season																							
YR	G	GS	MIN	FG	FGA	PCT	3FG	3FGA	PCT	FT	FTA	PCT	OFF	DEF	TOT	AST	PF	DQ	STL	TO	BLK	PTS	AVG
98-99	50	21	990	112	289	.388	55	157	.350	24	32	.750	17	115	132	60	90	0	20	41	8	303	6.1
BOBBY PHILLS		#13	POS: GUARD			HGT: 6-5	WGT: 210	BORN: 12-20-69		FROM: SOUTHERN													
Acquired: Signed on August 19, 1997																							
Departed: Passed away on January 12, 2000																							
YR	G	GS	MIN	FG	FGA	PCT	3FG	3FGA	PCT	FT	FTA	PCT	OFF	DEF	TOT	AST	PF	DQ	STL	TO	BLK	PTS	AVG
97-98	62	61	1887	246	552	.446	44	114	.386	106	140	.757	59	157	216	187	181	2	81	108	18	642	10.4
98-99	43	43	1574	215	497	.433	68	172	.395	115	168	.685	39	135	174	149	124	1	60	92	25	613	14.3
99-00	28	9	825	152	335	.454	30	91	.330	47	65	.723	17	54	71	79	72	2	41	48	8	381	13.6
<b>TOTALS</b>	<b>133</b>	<b>113</b>	<b>4286</b>	<b>613</b>	<b>1384</b>	<b>.443</b>	<b>142</b>	<b>377</b>	<b>.377</b>	<b>268</b>	<b>373</b>	<b>.718</b>	<b>115</b>	<b>346</b>	<b>461</b>	<b>415</b>	<b>377</b>	<b>5</b>	<b>182</b>	<b>248</b>	<b>51</b>	<b>1636</b>	<b>12.3</b>
RICKY PIERCE		#21	POS: GUARD			HGT: 6-4	WGT: 205	BORN: 8-19-59		FROM: RICE													
Acquired: From Denver on February 20, 1997, in exchange for George Zidek and Anthony Goldwire																							
Departed: Waived on August 19, 1997																							
YR	G	GS	MIN	FG	FGA	PCT	3FG	3FGA	PCT	FT	FTA	PCT	OFF	DEF	TOT	AST	PF	DQ	STL	TO	BLK	PTS	AVG
96-97	27	17	650	119	237	.502	30	56	.536	56	63	.889	19	49	68	49	48	0	14	30	4	324	12.0
MASON PLUMLEE		#24	POS: CENTER			HGT: 6-11	WGT: 254	BORN: 3-5-90		FROM: DUKE													
Acquired: Acquired from Detroit along with JT Thor in exchange for Balsa Koprivica.																							
Departed: Traded to the LA Clippers in exchange for Reggie Jackson, a second-round pick and cash.																							
YR	G	GS	MIN	FG	FGA	PCT	3FG	3FGA	PCT	FT	FTA	PCT	OFF	DEF	TOT	AST	PF	DQ	STL	TO	BLK	PTS	AVG
21-22	73	73	1793	205	320	.641	0	2	.000	67	171	.392	176	389	565	226	224	6	61	100	52	477	6.5
22-23	56	56	1597	265	396	.669	0	0	---	199	313	.636	187	354	541	205	161	1	35	87	35	685	12.2
<b>TOTALS</b>	<b>129</b>	<b>129</b>	<b>3390</b>	<b>470</b>	<b>716</b>	<b>.656</b>	<b>0</b>	<b>2</b>	<b>.000</b>	<b>222</b>	<b>427</b>	<b>.520</b>	<b>363</b>	<b>743</b>	<b>1106</b>	<b>431</b>	<b>385</b>	<b>7</b>	<b>96</b>	<b>187</b>	<b>87</b>	<b>1162</b>	<b>9.0</b>
MILES PLUMLEE		#18	POS: CENTER			HGT: 6-11	WGT: 249	BORN: 9-1-88		FROM: DUKE													
Acquired: Acquired from Milwaukee in exchange for Spencer Hawes and Roy Hibbert on February 2, 2017																							
Departed: Traded to Atlanta with Marco Belinelli in exchange for Dwight Howard on June 20, 2017																							
YR	G	GS	MIN	FG	FGA	PCT	3FG	3FGA	PCT	FT	FTA	PCT	OFF	DEF	TOT	AST	PF	DQ	STL	TO	BLK	PTS	AVG
16-17	13	0	174	14	24	.583	0	0	---	3	4	.750	15	27	42	3	25	0	7	8	4	31	2.4
JOEL PRZYBILLA		#10	POS: CENTER			HGT: 7-11	WGT: 245	BORN: 10-10-79		FROM: MINNESOTA													
Acquired: From Portland with Dante Cunningham, Sean Marks, two first-round draft picks and cash considerations on February 24, 2011, in exchange for Gerald Wallace																							
Departed: Became an unrestricted free agent after the 2010-11 season																							
YR	G	GS	MIN	FG	FGA	PCT	3FG	3FGA	PCT	FT	FTA	PCT	OFF	DEF	TOT	AST	PF	DQ	STL	TO	BLK	PTS	AVG
10-11	5	0	74	4	10	.400	0	0	---	1	4	.250	9	15	24	0	16	1	0	7	1	9	1.8

ALL-TIME ROSTER

Note: Players are listed based on appearing in at least one regular or postseason game

**VLADIMIR RADMANOVIC #10 POS: FORWARD HGT: 6-10 WGT: 235 BORN: 10-10-80 FROM: SERBIA**

Acquired: From L.A. Lakers on February 7, 2009, in exchange for Shannon Brown and Adam Morrison

Departed: Traded to Golden State with Raja Bell in exchange for Stephen Jackson and Acie Law on November 16, 2009

YR	G	GS	MIN	FG	FGA	PCT	3FG	3FGA	PCT	FT	FTA	PCT	OFF	DEF	TOT	AST	PF	DQ	STL	TO	BLK	PTS	AVG
08-09	32	3	674	101	252	.401	45	126	.357	20	31	.645	27	78	105	43	60	0	18	51	8	267	8.3

**KURT RAMBIS #31 POS: FORWARD HGT: 6-8 WGT: 213 BORN: 2-25-58 FROM: SANTA CLARA**

Acquired: Signed on July 28, 1988

Departed: Traded to Phoenix with second-round draft picks in 1990 and 1991 on December 13, 1989, in exchange for Armon Gilliam

YR	G	GS	MIN	FG	FGA	PCT	3FG	3FGA	PCT	FT	FTA	PCT	OFF	DEF	TOT	AST	PF	DQ	STL	TO	BLK	PTS	AVG
88-89	75	75	2233	325	627	.518	0	3	.000	182	248	.734	269	434	703	159	208	4	100	148	57	832	11.1
89-90	16	16	448	58	116	.500	0	1	.000	30	55	.545	48	72	120	28	45	0	32	29	10	146	9.1
<b>TOTALS</b>	<b>91</b>	<b>91</b>	<b>2681</b>	<b>383</b>	<b>743</b>	<b>.515</b>	<b>0</b>	<b>4</b>	<b>.000</b>	<b>212</b>	<b>303</b>	<b>.700</b>	<b>317</b>	<b>506</b>	<b>823</b>	<b>187</b>	<b>253</b>	<b>4</b>	<b>132</b>	<b>177</b>	<b>67</b>	<b>978</b>	<b>10.7</b>

**THEO RATLIFF #42 POS: CENTER HGT: 6-10 WGT: 235 BORN: 4-17-73 FROM: WYOMING**

Acquired: From San Antonio on February 18, 2010, in exchange for a protected second-round draft pick in 2016

Departed: Became an unrestricted free agent after the 2009-10 season

YR	G	GS	MIN	FG	FGA	PCT	3FG	3FGA	PCT	FT	FTA	PCT	OFF	DEF	TOT	AST	PF	DQ	STL	TO	BLK	PTS	AVG
09-10	28	26	624	54	116	.466	0	0	---	36	46	.783	44	73	117	16	60	1	9	25	43	144	5.1

**ELDRIDGE RECASNER #3 POS: GUARD HGT: 6-3 WGT: 190 BORN: 12-14-67 FROM: WASHINGTON**

Acquired: Signed on January 21, 1999

Departed: A member of the final Charlotte Hornets team of the classic era

YR	G	GS	MIN	FG	FGA	PCT	3FG	3FGA	PCT	FT	FTA	PCT	OFF	DEF	TOT	AST	PF	DQ	STL	TO	BLK	PTS	AVG
88-89	44	2	708	82	184	.446	24	60	.400	34	39	.872	20	57	77	91	66	0	17	58	1	222	5.0
89-90	7	0	28	3	7	.429	1	4	.250	0	0	---	0	4	4	5	1	0	0	0	0	7	1.0
00-01	43	0	403	38	114	.333	13	39	.333	14	18	.778	13	37	50	39	30	0	6	27	1	103	2.4
01-02	1	0	2	0	0	---	0	0	---	0	0	---	0	0	0	0	0	0	0	0	0	0	0.0
<b>TOTALS</b>	<b>95</b>	<b>2</b>	<b>1141</b>	<b>123</b>	<b>305</b>	<b>.403</b>	<b>38</b>	<b>103</b>	<b>.369</b>	<b>48</b>	<b>57</b>	<b>.842</b>	<b>33</b>	<b>98</b>	<b>131</b>	<b>135</b>	<b>98</b>	<b>0</b>	<b>23</b>	<b>85</b>	<b>2</b>	<b>332</b>	<b>3.5</b>

**NICK RICHARDS #14/4 POS: CENTER HGT: 7-0 WGT: 250 BORN: 11/29/97 FROM: KENTUCKY**

Acquired: From New Orleans on draft night (42nd overall) in the 292nd NBA draft on November 19, 2020 in exchange for a 2024 second-round pick

YR	G	GS	MIN	FG	FGA	PCT	3FG	3FGA	PCT	FT	FTA	PCT	OFF	DEF	TOT	AST	PF	DQ	STL	TO	BLK	PTS	AVG
20-21	18	0	63	4	9	.444	0	1	.000	7	11	.636	4	7	11	2	7	0	0	3	0	15	0.8
21-22	50	5	367	60	90	.667	0	0	---	30	43	.698	34	52	86	13	51	0	9	24	21	150	3.0
22-23	65	9	1217	197	313	.629	1	1	1.000	137	183	.749	147	269	416	38	154	0	11	59	71	532	8.2
<b>TOTALS</b>	<b>133</b>	<b>14</b>	<b>1647</b>	<b>261</b>	<b>412</b>	<b>.633</b>	<b>1</b>	<b>2</b>	<b>.500</b>	<b>174</b>	<b>237</b>	<b>.734</b>	<b>185</b>	<b>328</b>	<b>513</b>	<b>53</b>	<b>212</b>	<b>0</b>	<b>20</b>	<b>86</b>	<b>92</b>	<b>697</b>	<b>5.2</b>

**JASON RICHARDSON #23 POS: GUARD HGT: 6-6 WGT: 225 BORN: 1-20-81 FROM: MICHIGAN STATE**

Acquired: From Golden State with the draft rights to Jermaine Davidson (38th overall pick) on June 28, 2007, in exchange for draft rights to Brandon Wright (eighth overall pick)

Departed: Traded to Phoenix with Jared Dudley in exchange for Raja Bell, Boris Diaw and Sean Singletary on October 10, 2009

YR	G	GS	MIN	FG	FGA	PCT	3FG	3FGA	PCT	FT	FTA	PCT	OFF	DEF	TOT	AST	PF	DQ	STL	TO	BLK	PTS	AVG
07-08	82	82	3149	648	1468	.441	243	599	.406	249	331	.752	80	361	441	258	241	3	116	166	57	1788	21.8
08-09	14	14	491	97	220	.441	27	59	.458	41	55	.745	13	45	58	36	43	1	14	24	3	262	18.7
<b>TOTALS</b>	<b>96</b>	<b>96</b>	<b>3640</b>	<b>745</b>	<b>1688</b>	<b>.441</b>	<b>270</b>	<b>658</b>	<b>.410</b>	<b>290</b>	<b>386</b>	<b>.751</b>	<b>93</b>	<b>406</b>	<b>499</b>	<b>294</b>	<b>284</b>	<b>4</b>	<b>130</b>	<b>190</b>	<b>60</b>	<b>2050</b>	<b>21.4</b>

**KHALID REEVES #3 POS: GUARD HGT: 6-3 WGT: 199 BORN: 7-15-72 FROM: ARIZONA**

Acquired: From Miami with Glen Rice, Matt Geiger and a 1996 first-round draft pick on November 3, 1995, in exchange for Alonzo Mourning, Pete Myers and LeRon Ellis

Departed: Traded to New Jersey with Kendall Gill on January 19, 1996, in exchange for Kenny Anderson and Gerald Glass

YR	G	GS	MIN	FG	FGA	PCT	3FG	3FGA	PCT	FT	FTA	PCT	OFF	DEF	TOT	AST	PF	DQ	STL	TO	BLK	PTS	AVG
95-96	20	5	418	54	118	.458	11	36	.306	43	51	.843	11	29	40	72	46	0	16	30	1	162	8.1

**J.R. REID #34/#7 POS: FORWARD HGT: 6-9 WGT: 247 BORN: 3-31-68 FROM: NORTH CAROLINA**

Acquired: Selected with the fifth overall pick in the 1989 NBA Draft

Departed: Traded to San Antonio on December 9, 1992, in exchange for Sidney Green, a 1993 first-round draft pick and a 1996 second-round draft pick

Acquired: Signed on July 16, 1997

Departed: Traded to L.A. Lakers with Glen Rice and B.J. Armstrong on March 10, 1999, in exchange for Eddie Jones and Elden Campbell

YR	G	GS	MIN	FG	FGA	PCT	3FG	3FGA	PCT	FT	FTA	PCT	OFF	DEF	TOT	AST	PF	DQ	STL	TO	BLK	PTS	AVG
89-90	82	82	2757	358	814	.440	0	5	.000	192	289	.664	199	492	691	101	292	7	92	172	54	908	11.1
90-91	80	80	2467	360	773	.466	0	2	.000	182	259	.703	154	348	502	89	286	6	87	153	47	902	11.3
91-92	51	7	1257	213	435	.490	0	3	.000	134	190	.705	96	221	317	81	159	0	49	84	23	560	11.0
92-93	17	1	295	42	98	.429	0	1	.000	43	58	.741	20	50	70	24	49	1	11	24	5	127	7.5
97-98	79	1	1109	146	318	.459	3	8	.375	89	122	.730	72	138	210	51	172	1	35	65	19	384	4.9
98-99	16	16	556	88	169	.521	0	0	---	67	84	.798	21	92	113	25	63	2	22	28	10	243	15.2
<b>TOTALS</b>	<b>325</b>	<b>187</b>	<b>8441</b>	<b>1207</b>	<b>2607</b>	<b>.463</b>	<b>3</b>	<b>19</b>	<b>.158</b>	<b>707</b>	<b>1002</b>	<b>.706</b>	<b>562</b>	<b>1341</b>	<b>1903</b>	<b>371</b>	<b>1021</b>	<b>17</b>	<b>296</b>	<b>526</b>	<b>158</b>	<b>3124</b>	<b>9.6</b>



# HISTORY

## ALL-TIME ROSTER

Note: Players are listed based on appearing in at least one regular or postseason game

ROBERT REID		#50	POS: FORWARD			HGT: 6-8	WGT: 205	BORN: 8-30-55		FROM: ST. MARY'S														
Acquired: From Houston with a 1990 second-round draft pick on July 18, 1988, in exchange for Bernard Thompson																								
Departed: Traded to Portland on October 17, 1989, in exchange for Richard Anderson																								
Acquired: Signed on December 13, 1989																								
Departed: Became an unrestricted free agent after the 1989-90 season																								
YR	G	GS	MIN	FG	FGA	PCT	3FG	3FGA	PCT	FT	FTA	PCT	OFF	DEF	TOT	AST	PF	DQ	STL	TO	BLK	PTS	AVG	
88-89	82	54	2152	519	1214	.428	17	52	.327	152	196	.776	82	220	302	153	235	2	53	106	20	1207	14.7	
89-90	60	27	1117	162	414	.391	9	29	.310	50	78	.641	33	110	143	82	136	0	36	44	14	383	6.4	
<b>TOTALS</b>	<b>142</b>	<b>81</b>	<b>3269</b>	<b>681</b>	<b>1628</b>	<b>.418</b>	<b>26</b>	<b>81</b>	<b>.321</b>	<b>202</b>	<b>274</b>	<b>.737</b>	<b>115</b>	<b>330</b>	<b>445</b>	<b>235</b>	<b>371</b>	<b>2</b>	<b>89</b>	<b>150</b>	<b>34</b>	<b>1590</b>	<b>11.2</b>	
GLEN RICE		#41	POS: FORWARD			HGT: 6-8	WGT: 215	BORN: 5-28-67		FROM: MICHIGAN														
Acquired: From Miami with Matt Geiger, Khalid Reeves and a 1996 first-round draft pick on November 3, 1995, in exchange for Alonzo Mourning, Pete Myers and LeRon Ellis																								
Departed: Traded to L.A. Lakers with B.J. Armstrong and J.R. Reid on March 10, 1999, in exchange for Eddie Jones and Elden Campbell																								
YR	G	GS	MIN	FG	FGA	PCT	3FG	3FGA	PCT	FT	FTA	PCT	OFF	DEF	TOT	AST	PF	DQ	STL	TO	BLK	PTS	AVG	
95-96	79	79	3142	610	1296	.471	171	403	.424	319	381	.837	86	292	378	232	217	1	91	163	19	1710	21.6	
96-97	79	78	3362	722	1513	.477	207	440	.470	464	535	.867	67	251	318	160	190	0	72	177	26	2115	26.8	
97-98	82	82	3295	634	1386	.457	130	300	.433	428	504	.849	89	264	353	182	200	0	77	182	22	1826	22.3	
98-99	Missed entire season due to injury																							
<b>TOTALS</b>	<b>240</b>	<b>239</b>	<b>9799</b>	<b>1966</b>	<b>4195</b>	<b>.469</b>	<b>508</b>	<b>1143</b>	<b>.444</b>	<b>1211</b>	<b>1420</b>	<b>.853</b>	<b>242</b>	<b>807</b>	<b>1049</b>	<b>574</b>	<b>607</b>	<b>1</b>	<b>240</b>	<b>522</b>	<b>67</b>	<b>5651</b>	<b>23.5</b>	
LUKE RIDNOUR		#13	POS: GUARD			HGT: 6-2	WGT: 175	BORN: 2-13-81		FROM: OREGON														
Acquired: From Milwaukee with Gary Neal on February 20, 2014, in exchange for Ramon Sessions and Jeff Adrien																								
Departed: Became an unrestricted free agent after the 2013-14 season																								
YR	G	GS	MIN	FG	FGA	PCT	3FG	3FGA	PCT	FT	FTA	PCT	OFF	DEF	TOT	AST	PF	DQ	STL	TO	BLK	PTS	AVG	
13-14	25	2	378	42	108	.389	12	40	.300	4	7	.571	8	27	35	54	37	0	9	20	6	100	4.0	
GRANT RILLER		#7	POS: GUARD			HGT: 6-3	WGT: 190	BORN: 2-8-97		FROM: CHARLESTON														
Acquired: Selected in the second round (56th overall) of the 2020 NBA Draft																								
Departed: Became an unrestricted free agent after the 2020-21 season																								
YR	G	GS	MIN	FG	FGA	PCT	3FG	3FGA	PCT	FT	FTA	PCT	OFF	DEF	TOT	AST	PF	DQ	STL	TO	BLK	PTS	AVG	
20-21	7	0	27	8	12	.667	2	4	.500	0	0	---	0	1	1	3	0	0	1	1	0	18	2.6	
TERRANCE ROBERSON		#8	POS: FORWARD			HGT: 6-7	WGT: 215	BORN: 12-30-76		FROM: FRESNO STATE														
Acquired: Signed on October 2, 2000																								
Departed: Waived on December 19, 2000																								
YR	G	GS	MIN	FG	FGA	PCT	3FG	3FGA	PCT	FT	FTA	PCT	OFF	DEF	TOT	AST	PF	DQ	STL	TO	BLK	PTS	AVG	
00-01	3	0	13	0	2	.000	0	1	.000	0	0	---	0	1	1	1	3	0	0	2	0	0	0	0.0
BRIAN ROBERTS		#22	POS: GUARD			HGT: 6-1	WGT: 173	BORN: 12-3-85		FROM: DAYTON														
Acquired: Signed on July 7, 2016																								
Departed: Became an unrestricted free agent following the 2016-17 season																								
YR	G	GS	MIN	FG	FGA	PCT	3FG	3FGA	PCT	FT	FTA	PCT	OFF	DEF	TOT	AST	PF	DQ	STL	TO	BLK	PTS	AVG	
14-15	72	10	1330	176	452	.389	62	193	.321	66	74	.892	13	96	109	162	75	0	33	57	6	480	6.7	
15-16	30	0	333	51	115	.443	9	27	.333	34	37	.919	4	25	29	38	23	0	7	16	1	145	4.8	
16-17	41	2	416	46	122	.377	17	44	.386	33	39	.846	5	34	39	52	18	0	9	26	1	142	3.5	
<b>TOTALS</b>	<b>134</b>	<b>12</b>	<b>2079</b>	<b>273</b>	<b>689</b>	<b>.396</b>	<b>88</b>	<b>264</b>	<b>.333</b>	<b>133</b>	<b>150</b>	<b>.887</b>	<b>22</b>	<b>155</b>	<b>177</b>	<b>252</b>	<b>116</b>	<b>0</b>	<b>49</b>	<b>99</b>	<b>8</b>	<b>767</b>	<b>5.4</b>	
BERNARD ROBINSON		#21	POS: GUARD/FORWARD			HGT: 6-6	WGT: 210	BORN: 12-26-80		FROM: MICHIGAN														
Acquired: Selected with the 45th overall pick in the 2004 NBA Draft																								
Departed: Traded to New Jersey on January 4, 2007, for Jeff McInnis																								
YR	G	GS	MIN	FG	FGA	PCT	3FG	3FGA	PCT	FT	FTA	PCT	OFF	DEF	TOT	AST	PF	DQ	STL	TO	BLK	PTS	AVG	
04-05	31	1	328	36	81	.444	3	8	.375	18	26	.692	14	34	48	30	42	1	11	4	20	93	3.0	
05-06	66	18	1303	157	365	.430	2	21	.095	106	134	.791	62	157	219	77	141	1	81	74	10	422	6.4	
06-07	21	0	241	16	54	.296	0	2	.000	19	22	.864	9	33	42	17	28	0	13	16	1	51	2.4	
<b>TOTALS</b>	<b>118</b>	<b>19</b>	<b>1872</b>	<b>209</b>	<b>500</b>	<b>.418</b>	<b>5</b>	<b>31</b>	<b>.161</b>	<b>143</b>	<b>182</b>	<b>.785</b>	<b>85</b>	<b>224</b>	<b>309</b>	<b>124</b>	<b>211</b>	<b>2</b>	<b>105</b>	<b>94</b>	<b>31</b>	<b>566</b>	<b>4.7</b>	
EDDIE ROBINSON		#32	POS: FORWARD			HGT: 6-9	WGT: 210	BORN: 4-19-76		FROM: CENTRAL OKLAHOMA														
Acquired: Signed on August 17, 1999																								
Departed: Became an unrestricted free agent after the 2000-01 season																								
YR	G	GS	MIN	FG	FGA	PCT	3FG	3FGA	PCT	FT	FTA	PCT	OFF	DEF	TOT	AST	PF	DQ	STL	TO	BLK	PTS	AVG	
99-00	67	8	1112	212	386	.549	0	4	.000	47	64	.734	54	130	184	32	67	0	48	39	25	471	7.0	
00-01	67	6	1201	216	407	.531	2	4	.500	64	88	.727	60	138	198	59	66	0	50	43	32	498	7.4	
<b>TOTALS</b>	<b>134</b>	<b>14</b>	<b>2313</b>	<b>428</b>	<b>793</b>	<b>.540</b>	<b>2</b>	<b>8</b>	<b>.250</b>	<b>111</b>	<b>152</b>	<b>.730</b>	<b>114</b>	<b>268</b>	<b>382</b>	<b>91</b>	<b>133</b>	<b>0</b>	<b>98</b>	<b>82</b>	<b>57</b>	<b>969</b>	<b>7.2</b>	
RUMEAL ROBINSON		#20	POS: GUARD			HGT: 6-2	WGT: 195	BORN: 11-13-56		FROM: MICHIGAN														
Acquired: From New Jersey on December 10, 1993, in exchange for Johnny Newman																								
Departed: Became an unrestricted free agent after the 1993-94 season																								
YR	G	GS	MIN	FG	FGA	PCT	3FG	3FGA	PCT	FT	FTA	PCT	OFF	DEF	TOT	AST	PF	DQ	STL	TO	BLK	PTS	AVG	
93-94	14	0	95	13	33	.394	1	5	.200	3	9	.333	2	6	8	18	15	0	3	18	0	30	2.1	

ALL-TIME ROSTER

Note: Players are listed based on appearing in at least one regular or postseason game

<b>MALIK ROSE</b>	<b>#31</b>	<b>POS: FORWARD</b>	<b>HCT: 6-7</b>	<b>WGT: 250</b>	<b>BORN: 11-23-74</b>	<b>FROM: DREXEL</b>
-------------------	------------	---------------------	-----------------	-----------------	-----------------------	---------------------

Acquired: Selected with the 44th overall pick in the 1996 NBA Draft  
 Departed: Became an unrestricted free agent after the 1996-97 season

YR	G	GS	MIN	FG	FGA	PCT	3FG	3FGA	PCT	FT	FTA	PCT	OFF	DEF	TOT	AST	PF	DQ	STL	TO	BLK	PTS	AVG
96-97	54	1	525	61	128	.477	0	2	.000	38	62	.613	70	94	164	32	114	3	28	41	17	160	3.0

<b>BRIAN ROWSOM</b>	<b>#32</b>	<b>POS: FORWARD</b>	<b>HCT: 6-10</b>	<b>WGT: 220</b>	<b>BORN: 10-23-65</b>	<b>FROM: UNC-WILMINGTON</b>
---------------------	------------	---------------------	------------------	-----------------	-----------------------	-----------------------------

Acquired: Signed on October 6, 1988  
 Departed: Waived on September 5, 1990

YR	G	GS	MIN	FG	FGA	PCT	3FG	3FGA	PCT	FT	FTA	PCT	OFF	DEF	TOT	AST	PF	DQ	STL	TO	BLK	PTS	AVG
88-89	34	0	517	80	162	.494	1	1	1.000	65	81	.802	56	81	137	24	69	1	10	18	12	226	6.6
89-90	44	2	559	78	179	.436	1	2	.500	68	83	.819	44	87	131	22	58	0	18	25	11	225	5.1
<b>TOTALS</b>	<b>78</b>	<b>2</b>	<b>1076</b>	<b>158</b>	<b>341</b>	<b>.463</b>	<b>2</b>	<b>3</b>	<b>.667</b>	<b>133</b>	<b>164</b>	<b>.811</b>	<b>100</b>	<b>168</b>	<b>268</b>	<b>46</b>	<b>127</b>	<b>1</b>	<b>28</b>	<b>43</b>	<b>23</b>	<b>451</b>	<b>5.8</b>

<b>DONALD ROYAL</b>	<b>#5</b>	<b>POS: FORWARD</b>	<b>HCT: 6-8</b>	<b>WGT: 210</b>	<b>BORN: 5-22-66</b>	<b>FROM: NOTRE DAME</b>
---------------------	-----------	---------------------	-----------------	-----------------	----------------------	-------------------------

Acquired: From Golden State on February 20, 1997, in exchange for Scott Burrell  
 Departed: Became an unrestricted free agent after the 1996-97 season  
 Acquired: Signed to two consecutive 10-day contracts beginning January 15, 1998, before signing for the remainder of the season on February 4, 1998  
 Departed: Became an unrestricted free agent after the 1997-98 season

YR	G	GS	MIN	FG	FGA	PCT	3FG	3FGA	PCT	FT	FTA	PCT	OFF	DEF	TOT	AST	PF	DQ	STL	TO	BLK	PTS	AVG
96-97	25	2	320	21	40	.525	0	0	---	28	35	.800	18	40	58	10	42	0	12	22	2	70	2.8
97-98	29	5	305	24	63	.381	0	0	---	26	29	.897	16	21	37	16	30	0	6	7	1	74	2.6
<b>TOTALS</b>	<b>54</b>	<b>7</b>	<b>625</b>	<b>45</b>	<b>103</b>	<b>.437</b>	<b>0</b>	<b>0</b>	<b>---</b>	<b>54</b>	<b>64</b>	<b>.844</b>	<b>34</b>	<b>61</b>	<b>95</b>	<b>26</b>	<b>72</b>	<b>0</b>	<b>18</b>	<b>29</b>	<b>3</b>	<b>144</b>	<b>2.7</b>

<b>TERRY ROZIER</b>	<b>#3</b>	<b>POS: GUARD</b>	<b>HCT: 6-1</b>	<b>WGT: 190</b>	<b>BORN: 3-17-94</b>	<b>FROM: LOUISVILLE</b>
---------------------	-----------	-------------------	-----------------	-----------------	----------------------	-------------------------

Acquired: From Boston on July 6, 2019, along with a future second round pick in exchange for Kemba Walker and a future second round pick.

YR	G	GS	MIN	FG	FGA	PCT	3FG	3FGA	PCT	FT	FTA	PCT	OFF	DEF	TOT	AST	PF	DQ	STL	TO	BLK	PTS	AVG
19-20	63	63	2164	398	941	.423	172	423	.407	166	190	.874	50	226	276	259	126	0	61	141	10	1134	18.0
20-21	69	69	2383	510	1134	.450	222	571	.389	165	202	.817	47	255	302	293	119	0	87	128	26	1407	20.4
21-22	73	73	2458	518	1167	.444	222	593	.374	150	176	.852	56	259	315	326	119	0	93	96	25	1408	19.3
22-23	63	63	2221	493	1188	.415	165	505	.327	178	220	.809	51	208	259	319	119	0	74	134	16	1329	21.1
<b>TOTALS</b>	<b>268</b>	<b>268</b>	<b>9226</b>	<b>1919</b>	<b>4430</b>	<b>.433</b>	<b>781</b>	<b>2092</b>	<b>.373</b>	<b>659</b>	<b>788</b>	<b>.836</b>	<b>204</b>	<b>948</b>	<b>1152</b>	<b>1197</b>	<b>483</b>	<b>0</b>	<b>315</b>	<b>499</b>	<b>77</b>	<b>5278</b>	<b>19.7</b>

<b>KAREEM RUSH</b>	<b>#4</b>	<b>POS: GUARD</b>	<b>HCT: 6-6</b>	<b>WGT: 215</b>	<b>BORN: 10-30-80</b>	<b>FROM: MISSOURI</b>
--------------------	-----------	-------------------	-----------------	-----------------	-----------------------	-----------------------

Acquired: From L.A. Lakers on December 3, 2004, in exchange for two second-round draft picks  
 Departed: Waived on April 1, 2006

YR	G	GS	MIN	FG	FGA	PCT	3FG	3FGA	PCT	FT	FTA	PCT	OFF	DEF	TOT	AST	PF	DQ	STL	TO	BLK	PTS	AVG
04-05	34	22	877	153	386	.396	49	127	.386	35	46	.761	17	62	79	65	67	0	18	44	6	390	11.5
05-06	47	25	1111	181	469	.386	57	164	.348	55	77	.714	18	85	103	50	79	0	38	65	13	474	10.1
<b>TOTALS</b>	<b>81</b>	<b>47</b>	<b>1988</b>	<b>334</b>	<b>855</b>	<b>.390</b>	<b>106</b>	<b>291</b>	<b>.364</b>	<b>90</b>	<b>123</b>	<b>.731</b>	<b>35</b>	<b>147</b>	<b>182</b>	<b>115</b>	<b>146</b>	<b>0</b>	<b>56</b>	<b>109</b>	<b>19</b>	<b>864</b>	<b>10.6</b>

<b>JAMAL SAMPSON</b>	<b>#31</b>	<b>POS: FORWARD /CENTER</b>	<b>HGT: 6-11</b>	<b>WGT: 258</b>	<b>BORN: 5-15-83</b>	<b>FROM: CALIFORNIA</b>
----------------------	------------	-----------------------------	------------------	-----------------	----------------------	-------------------------

Acquired: Chosen in Charlotte Expansion Selection on June 22, 2004  
 Departed: Waived on February 8, 2005

YR	G	GS	MIN	FG	FGA	PCT	3FG	3FGA	PCT	FT	FTA	PCT	OFF	DEF	TOT	AST	PF	DQ	STL	TO	BLK	PTS	AVG
04-05	23	0	329	28	62	.452	0	0	---	23	39	.590	36	86	122	8	53	0	4	17	17	79	3.4

<b>JEFF SANDERS</b>	<b>#20</b>	<b>POS: FORWARD</b>	<b>HCT: 6-8</b>	<b>WGT: 225</b>	<b>BORN: 1-14-66</b>	<b>FROM: GEORGIA SOUTHERN</b>
---------------------	------------	---------------------	-----------------	-----------------	----------------------	-------------------------------

Acquired: Signed to a 10-day contract on January 21, 1991  
 Departed: Became an unrestricted free agent on January 31, 1991

YR	G	GS	MIN	FG	FGA	PCT	3FG	3FGA	PCT	FT	FTA	PCT	OFF	DEF	TOT	AST	PF	DQ	STL	TO	BLK	PTS	AVG
90-91	3	0	43	6	14	.429	0	0	---	1	2	.500	3	6	9	1	6	0	1	1	1	13	4.3

<b>STEVE SCHEFFLER</b>	<b>#55</b>	<b>POS: CENTER</b>	<b>HCT: 6-9</b>	<b>WGT: 250</b>	<b>BORN: 9-3-67</b>	<b>FROM: PURDUE</b>
------------------------	------------	--------------------	-----------------	-----------------	---------------------	---------------------

Acquired: Selected with the 39th overall pick in the 1990 NBA Draft  
 Departed: Waived on May 31, 1991

YR	G	GS	MIN	FG	FGA	PCT	3FG	3FGA	PCT	FT	FTA	PCT	OFF	DEF	TOT	AST	PF	DQ	STL	TO	BLK	PTS	AVG
90-91	39	0	227	20	39	.513	0	0	---	19	21	.905	21	24	45	9	20	0	6	4	2	59	1.5

<b>RAMON SESSIONS</b>	<b>#7</b>	<b>POS: GUARD</b>	<b>HCT: 6-3</b>	<b>WGT: 190</b>	<b>BORN: 4-11-86</b>	<b>FROM: NEVADA</b>
-----------------------	-----------	-------------------	-----------------	-----------------	----------------------	---------------------

Acquired: Signed on July 7, 2016  
 Departed: Became an unrestricted free agent following the 2016-17 season

YR	G	GS	MIN	FG	FGA	PCT	3FG	3FGA	PCT	FT	FTA	PCT	OFF	DEF	TOT	AST	PF	DQ	STL	TO	BLK	PTS	AVG
12-13	61	0	1652	276	676	.408	33	107	.308	291	347	.839	27	142	169	230	91	0	48	104	7	876	14.4
13-14	55	7	1305	190	465	.409	15	68	.221	183	234	.782	22	95	117	206	50	0	33	93	6	578	10.5
16-17	50	1	811	100	263	.380	21	62	.339	91	118	.771	11	62	73	129	43	0	27	46	3	312	6.2
<b>TOTALS</b>	<b>166</b>	<b>8</b>	<b>3768</b>	<b>566</b>	<b>1404</b>	<b>.403</b>	<b>69</b>	<b>237</b>	<b>.291</b>	<b>565</b>	<b>699</b>	<b>.808</b>	<b>60</b>	<b>299</b>	<b>359</b>	<b>565</b>	<b>184</b>	<b>0</b>	<b>108</b>	<b>243</b>	<b>16</b>	<b>1766</b>	<b>10.6</b>

# HISTORY

## ALL-TIME ROSTER

Note: Players are listed based on appearing in at least one regular or postseason game

<b>CHARLES SHACKLEFORD</b>		<b>#33</b>	<b>POS: CENTER</b>		<b>HGT: 6-11</b>	<b>WGT: 225</b>	<b>BORN: 4-22-66</b>		<b>FROM: NORTH CAROLINA STATE</b>																		
Acquired: Signed on January 21, 1999														Departed: Became an unrestricted free agent after the 1999-00 season													
<b>YR</b>	<b>G</b>	<b>GS</b>	<b>MIN</b>	<b>FG</b>	<b>FGA</b>	<b>PCT</b>	<b>3FG</b>	<b>3FGA</b>	<b>PCT</b>	<b>FT</b>	<b>FTA</b>	<b>PCT</b>	<b>OFF</b>	<b>DEF</b>	<b>TOT</b>	<b>AST</b>	<b>PF</b>	<b>DQ</b>	<b>STL</b>	<b>TO</b>	<b>BLK</b>	<b>PTS</b>	<b>AVG</b>				
98-99	32	4	367	44	90	.489	0	0	---	19	29	.655	41	88	129	13	66	1	5	27	13	107	3.3				
<b>JERRY SICHTING</b>		<b>#12</b>	<b>POS: GUARD</b>		<b>HGT: 6-1</b>	<b>WGT: 168</b>	<b>BORN: 11-29-56</b>		<b>FROM: PURDUE</b>																		
Acquired: Signed on September 11, 1989														Departed: Waived on February 22, 1990													
<b>YR</b>	<b>G</b>	<b>GS</b>	<b>MIN</b>	<b>FG</b>	<b>FGA</b>	<b>PCT</b>	<b>3FG</b>	<b>3FGA</b>	<b>PCT</b>	<b>FT</b>	<b>FTA</b>	<b>PCT</b>	<b>OFF</b>	<b>DEF</b>	<b>TOT</b>	<b>AST</b>	<b>PF</b>	<b>DQ</b>	<b>STL</b>	<b>TO</b>	<b>BLK</b>	<b>PTS</b>	<b>AVG</b>				
89-90	34	8	469	50	119	.420	3	12	.250	15	18	.833	3	16	19	92	39	0	16	22	2	118	3.5				
<b>KOBI SIMMONS</b>		<b>#14</b>	<b>POS: GUARD</b>		<b>HGT: 6-5</b>	<b>WGT: 185</b>	<b>BORN: 7-4-97</b>		<b>FROM: ARIZONA</b>																		
Acquired: Signed a two-way contract on March 30, 2023.																											
<b>YR</b>	<b>G</b>	<b>GS</b>	<b>MIN</b>	<b>FG</b>	<b>FGA</b>	<b>PCT</b>	<b>3FG</b>	<b>3FGA</b>	<b>PCT</b>	<b>FT</b>	<b>FTA</b>	<b>PCT</b>	<b>OFF</b>	<b>DEF</b>	<b>TOT</b>	<b>AST</b>	<b>PF</b>	<b>DQ</b>	<b>STL</b>	<b>TO</b>	<b>BLK</b>	<b>PTS</b>	<b>AVG</b>				
22-23	5	0	28	1	6	.167	1	5	.200	2	2	1.000	1	3	4	5	0	0	0	1	2	5	1.0				
<b>SEAN SINGLETARY</b>		<b>#44</b>	<b>POS: GUARD</b>		<b>HGT: 6-0</b>	<b>WGT: 185</b>	<b>BORN: 9-6-85</b>		<b>FROM: VIRGINIA</b>																		
Acquired: From Phoenix with Raja Bell and Boris Diaw on December 10, 2008, in exchange for Jared Dudley and Jason Richardson														Departed: Became an unrestricted free agent after the 2008-09 season													
<b>YR</b>	<b>G</b>	<b>GS</b>	<b>MIN</b>	<b>FG</b>	<b>FGA</b>	<b>PCT</b>	<b>3FG</b>	<b>3FGA</b>	<b>PCT</b>	<b>FT</b>	<b>FTA</b>	<b>PCT</b>	<b>OFF</b>	<b>DEF</b>	<b>TOT</b>	<b>AST</b>	<b>PF</b>	<b>DQ</b>	<b>STL</b>	<b>TO</b>	<b>BLK</b>	<b>PTS</b>	<b>AVG</b>				
08-09	24	1	181	19	48	.396	6	15	.400	12	15	.800	5	14	19	17	31	0	5	18	0	56	2.3				
<b>ISH SMITH</b>		<b>#10</b>	<b>POS: GUARD</b>		<b>HGT: 6-0</b>	<b>WGT: 175</b>	<b>BORN: 7-5-88</b>		<b>FROM: WAKE FOREST</b>																		
Acquired: Signed on August 7, 2021														Departed: Traded to Washington along with Vernon Carey Jr. in exchange for Montrezl Harrell.													
<b>YR</b>	<b>G</b>	<b>GS</b>	<b>MIN</b>	<b>FG</b>	<b>FGA</b>	<b>PCT</b>	<b>3FG</b>	<b>3FGA</b>	<b>PCT</b>	<b>FT</b>	<b>FTA</b>	<b>PCT</b>	<b>OFF</b>	<b>DEF</b>	<b>TOT</b>	<b>AST</b>	<b>PF</b>	<b>DQ</b>	<b>STL</b>	<b>TO</b>	<b>BLK</b>	<b>PTS</b>	<b>AVG</b>				
21-22	37	1	511	73	185	.395	10	25	.400	12	19	.632	11	46	57	98	34	0	20	36	10	168	4.5				
<b>STEVE SMITH</b>		<b>#8</b>	<b>POS: GUARD</b>		<b>HGT: 6-8</b>	<b>WGT: 220</b>	<b>BORN: 3-31-69</b>		<b>FROM: MICHIGAN STATE</b>																		
Acquired: Signed on September 16, 2004														Departed: Traded to Miami for Malik Allen and cash considerations on February 24, 2005													
<b>YR</b>	<b>G</b>	<b>GS</b>	<b>MIN</b>	<b>FG</b>	<b>FGA</b>	<b>PCT</b>	<b>3FG</b>	<b>3FGA</b>	<b>PCT</b>	<b>FT</b>	<b>FTA</b>	<b>PCT</b>	<b>OFF</b>	<b>DEF</b>	<b>TOT</b>	<b>AST</b>	<b>PF</b>	<b>DQ</b>	<b>STL</b>	<b>TO</b>	<b>BLK</b>	<b>PTS</b>	<b>AVG</b>				
04-05	37	1	636	93	218	.427	38	90	.422	67	77	.870	13	36	49	57	74	2	12	24	7	291	7.9				
<b>THERON SMITH</b>		<b>#0</b>	<b>POS: FORWARD</b>		<b>HGT: 6-8</b>	<b>WGT: 230</b>	<b>BORN: 10-3-80</b>		<b>FROM: BALL STATE</b>																		
Acquired: Chosen in Charlotte Expansion Selection on June 22, 2004														Departed: Became an unrestricted free agent after the 2004-05 season													
<b>YR</b>	<b>G</b>	<b>GS</b>	<b>MIN</b>	<b>FG</b>	<b>FGA</b>	<b>PCT</b>	<b>3FG</b>	<b>3FGA</b>	<b>PCT</b>	<b>FT</b>	<b>FTA</b>	<b>PCT</b>	<b>OFF</b>	<b>DEF</b>	<b>TOT</b>	<b>AST</b>	<b>PF</b>	<b>DQ</b>	<b>STL</b>	<b>TO</b>	<b>BLK</b>	<b>PTS</b>	<b>AVG</b>				
04-05	33	5	510	44	136	.324	3	12	.250	14	16	.875	39	77	116	28	58	0	6	4	27	105	3.2				
<b>TONY SMITH</b>		<b>#34</b>	<b>POS: GUARD</b>		<b>HGT: 6-4</b>	<b>WGT: 185</b>	<b>BORN: 6-14-68</b>		<b>FROM: MARQUETTE</b>																		
Acquired: Signed on October 20, 1996														Departed: Became an unrestricted free agent after the 1996-97 season													
<b>YR</b>	<b>G</b>	<b>GS</b>	<b>MIN</b>	<b>FG</b>	<b>FGA</b>	<b>PCT</b>	<b>3FG</b>	<b>3FGA</b>	<b>PCT</b>	<b>FT</b>	<b>FTA</b>	<b>PCT</b>	<b>OFF</b>	<b>DEF</b>	<b>TOT</b>	<b>AST</b>	<b>PF</b>	<b>DQ</b>	<b>STL</b>	<b>TO</b>	<b>BLK</b>	<b>PTS</b>	<b>AVG</b>				
96-97	69	39	1291	138	337	.409	32	99	.323	38	59	.644	38	56	94	150	110	2	48	73	19	346	5.0				
<b>DENNIS SMITH JR.</b>		<b>#8</b>	<b>POS: GUARD</b>		<b>HGT: 6-2</b>	<b>WGT: 205</b>	<b>BORN: 11/25/97</b>		<b>FROM: NC STATE</b>																		
Acquired: Signed a contract on Sept. 23, 2022.														Departed: Became an unrestricted free agent after the 2022-23 season.													
<b>YR</b>	<b>G</b>	<b>GS</b>	<b>MIN</b>	<b>FG</b>	<b>FGA</b>	<b>PCT</b>	<b>3FG</b>	<b>3FGA</b>	<b>PCT</b>	<b>FT</b>	<b>FTA</b>	<b>PCT</b>	<b>OFF</b>	<b>DEF</b>	<b>TOT</b>	<b>AST</b>	<b>PF</b>	<b>DQ</b>	<b>STL</b>	<b>TO</b>	<b>BLK</b>	<b>PTS</b>	<b>AVG</b>				
22-23	54	15	1390	186	452	.412	24	111	.216	78	106	.736	27	140	167	261	122	0	75	82	25	474	8.8				
<b>TAMAR SLAY</b>		<b>#32</b>	<b>POS: GUARD</b>		<b>HGT: 6-8</b>	<b>WGT: 215</b>	<b>BORN: 4-2-80</b>		<b>FROM: MARSHALL</b>																		
Acquired: Chosen in Charlotte Expansion Selection on June 22, 2004														Departed: Became an unrestricted free agent after the 2004-05 season													
<b>YR</b>	<b>G</b>	<b>GS</b>	<b>MIN</b>	<b>FG</b>	<b>FGA</b>	<b>PCT</b>	<b>3FG</b>	<b>3FGA</b>	<b>PCT</b>	<b>FT</b>	<b>FTA</b>	<b>PCT</b>	<b>OFF</b>	<b>DEF</b>	<b>TOT</b>	<b>AST</b>	<b>PF</b>	<b>DQ</b>	<b>STL</b>	<b>TO</b>	<b>BLK</b>	<b>PTS</b>	<b>AVG</b>				
04-05	8	0	78	13	39	.333	2	12	.167	0	2	.000	6	8	14	3	20	0	5	8	0	28	3.5				
<b>XAVIER SNEED</b>		<b>#22</b>	<b>POS: FORWARD</b>		<b>HGT: 6-5</b>	<b>WGT: 215</b>	<b>BORN: 12-21-97</b>		<b>FROM: KANSAS STATE</b>																		
Acquired: Signed on March 28, 2023.														Departed: Waived on August 3, 2023.													
<b>YR</b>	<b>G</b>	<b>GS</b>	<b>MIN</b>	<b>FG</b>	<b>FGA</b>	<b>PCT</b>	<b>3FG</b>	<b>3FGA</b>	<b>PCT</b>	<b>FT</b>	<b>FTA</b>	<b>PCT</b>	<b>OFF</b>	<b>DEF</b>	<b>TOT</b>	<b>AST</b>	<b>PF</b>	<b>DQ</b>	<b>STL</b>	<b>TO</b>	<b>BLK</b>	<b>PTS</b>	<b>AVG</b>				
22-23	4	0	48	5	10	.500	3	6	.500	4	4	1.000	0	5	5	5	7	0	0	3	1	17	4.3				
<b>JAMES SOUTHERLAND</b>		<b>#31</b>	<b>POS: FORWARD</b>		<b>HGT: 6-8</b>	<b>WGT: 215</b>	<b>BORN: 4-28-90</b>		<b>FROM: SYRACUSE</b>																		
Acquired: Signed on September 5, 2013														Departed: Waived on December 11, 2013													
<b>YR</b>	<b>G</b>	<b>GS</b>	<b>MIN</b>	<b>FG</b>	<b>FGA</b>	<b>PCT</b>	<b>3FG</b>	<b>3FGA</b>	<b>PCT</b>	<b>FT</b>	<b>FTA</b>	<b>PCT</b>	<b>OFF</b>	<b>DEF</b>	<b>TOT</b>	<b>AST</b>	<b>PF</b>	<b>DQ</b>	<b>STL</b>	<b>TO</b>	<b>BLK</b>	<b>PTS</b>	<b>AVG</b>				
13-14	1	0	3	0	3	.000	0	1	.000	0	0	---	0	0	0	0	0	0	0	0	0	0	0.0				

## ALL-TIME ROSTER

Note: Players are listed based on appearing in at least one regular or postseason game

LANCE STEPHENSON	#1	POS: GUARD	HGT: 6-5	WGT: 230	BORN: 9-5-90	FROM: CINCINNATI
------------------	----	------------	----------	----------	--------------	------------------

Acquired: Signed on July 19, 2014

Departed: Traded to the L.A. Clippers on June 15, 2015, in exchange for Matt Barnes and Spencer Hawes

YR	G	GS	MIN	FG	FGA	PCT	3FG	3FGA	PCT	FT	FTA	PCT	OFF	DEF	TOT	AST	PF	DQ	STL	TO	BLK	PTS	AVG
14-15	61	25	1573	207	550	.376	18	105	.171	69	110	.627	39	238	277	240	134	0	38	128	8	501	8.2

JULYAN STONE	#32	POS: GUARD	HGT: 6-6	WGT: 200	BORN: 12-7-88	FROM: TEXAS EL-PASO
--------------	-----	------------	----------	----------	---------------	---------------------

Acquired: Signed on August 23, 2017

Departed: Traded to the Chicago Bulls on July 8, 2018, as part of a three-team trade including Orlando for Bismack Biyombo and 2019 and 2020 second-round draft picks

YR	G	GS	MIN	FG	FGA	PCT	3FG	3FGA	PCT	FT	FTA	PCT	OFF	DEF	TOT	AST	PF	DQ	STL	TO	BLK	PTS	AVG
17-18	23	0	175	6	13	.462	6	13	.462	1	2	.500	1	28	29	26	21	0	4	7	2	19	0.8

GREG SUTTON	#12	POS: GUARD	HGT: 6-2	WGT: 170	BORN: 12-13-67	FROM: ORAL ROBERTS
-------------	-----	------------	----------	----------	----------------	--------------------

Acquired: Signed on November 16, 1994

Departed: Waived on January 4, 1996

YR	G	GS	MIN	FG	FGA	PCT	3FG	3FGA	PCT	FT	FTA	PCT	OFF	DEF	TOT	AST	PF	DQ	STL	TO	BLK	PTS	AVG
94-95	53	4	690	94	230	.409	43	115	.374	32	45	.711	8	48	56	91	114	0	33	51	2	263	5.0
95-96	18	0	190	20	50	.400	7	21	.333	15	19	.789	4	11	15	39	36	0	8	17	0	62	3.4
<b>TOTALS</b>	<b>71</b>	<b>4</b>	<b>880</b>	<b>114</b>	<b>280</b>	<b>.407</b>	<b>50</b>	<b>136</b>	<b>.368</b>	<b>47</b>	<b>64</b>	<b>.734</b>	<b>12</b>	<b>59</b>	<b>71</b>	<b>130</b>	<b>150</b>	<b>0</b>	<b>41</b>	<b>68</b>	<b>2</b>	<b>325</b>	<b>4.6</b>

JEFFERY TAYLOR	#44	POS: FORWARD	HGT: 6-7	WGT: 225	BORN: 5-23-89	FROM: VANDERBILT
----------------	-----	--------------	----------	----------	---------------	------------------

Acquired: Selected with the 31st overall pick in the 2013 NBA Draft

Departed: Became an unrestricted free agent after the 2014-15 season

YR	G	GS	MIN	FG	FGA	PCT	3FG	3FGA	PCT	FT	FTA	PCT	OFF	DEF	TOT	AST	PF	DQ	STL	TO	BLK	PTS	AVG
12-13	77	29	1507	172	399	.431	53	154	.344	75	103	.728	51	99	150	63	136	1	47	48	15	472	6.1
13-14	26	8	629	82	218	.376	18	67	.269	26	47	.553	15	45	60	22	62	0	13	25	5	208	8.0
14-15	29	13	430	45	114	.395	11	36	.306	26	41	.634	14	39	53	22	36	0	12	19	1	127	4.4
<b>TOTALS</b>	<b>132</b>	<b>50</b>	<b>2566</b>	<b>299</b>	<b>731</b>	<b>.409</b>	<b>82</b>	<b>257</b>	<b>.319</b>	<b>127</b>	<b>191</b>	<b>.665</b>	<b>80</b>	<b>183</b>	<b>263</b>	<b>107</b>	<b>234</b>	<b>1</b>	<b>72</b>	<b>92</b>	<b>21</b>	<b>807</b>	<b>6.1</b>

GARRETT TEMPLE	#41	POS: GUARD	HGT: 6-5	WGT: 180	BORN: 5-8-86	FROM: LOUISIANA STATE
----------------	-----	------------	----------	----------	--------------	-----------------------

Acquired: Signed on March 7, 2011

Departed: Became an unrestricted free agent after the 2010-11 season

YR	G	GS	MIN	FG	FGA	PCT	3FG	3FGA	PCT	FT	FTA	PCT	OFF	DEF	TOT	AST	PF	DQ	STL	TO	BLK	PTS	AVG
10-11	12	0	126	12	42	.286	7	26	.269	7	11	.636	0	15	15	24	14	0	9	20	4	38	3.2

ISIAH THOMAS	#4	POS: GUARD	HGT: 5-9	WGT: 185	BORN: 2-7-89	FROM: WASHINGTON
--------------	----	------------	----------	----------	--------------	------------------

Acquired: Signed on March 2, 2022

Departed: Became an unrestricted free agent after the 2021-22 season.

YR	G	GS	MIN	FG	FGA	PCT	3FG	3FGA	PCT	FT	FTA	PCT	OFF	DEF	TOT	AST	PF	DQ	STL	TO	BLK	PTS	AVG
21-22	17	0	219	52	120	.433	23	58	.397	14	15	.933	3	18	21	24	22	0	7	10	3	141	8.3

TYRUS THOMAS	#12	POS: FORWARD	HGT: 6-10	WGT: 225	BORN: 8-17-86	FROM: LOUISIANA STATE
--------------	-----	--------------	-----------	----------	---------------	-----------------------

Acquired: From Chicago on February 18, 2010, in exchange for Acie Law, Ronald "Flip" Murray and a future first-round draft pick

Departed: Waived as the team's amnesty player on July 20, 2013

YR	G	GS	MIN	FG	FGA	PCT	3FG	3FGA	PCT	FT	FTA	PCT	OFF	DEF	TOT	AST	PF	DQ	STL	TO	BLK	PTS	AVG
09-10	25	0	542	95	215	.442	0	2	.000	62	85	.729	39	113	152	23	65	0	23	40	37	252	10.1
10-11	41	2	861	156	331	.471	0	3	.000	107	136	.787	65	159	224	29	113	1	30	65	66	419	10.2
11-12	54	30	1013	120	327	.367	1	3	.333	63	83	.759	49	151	200	35	144	2	36	53	60	304	5.6
12-13	26	2	360	48	136	.353	3	8	.375	26	31	.839	16	44	60	19	51	0	14	17	15	125	4.8
<b>TOTALS</b>	<b>146</b>	<b>34</b>	<b>2776</b>	<b>419</b>	<b>1009</b>	<b>.415</b>	<b>4</b>	<b>16</b>	<b>.250</b>	<b>258</b>	<b>335</b>	<b>.770</b>	<b>169</b>	<b>467</b>	<b>636</b>	<b>106</b>	<b>373</b>	<b>3</b>	<b>103</b>	<b>175</b>	<b>168</b>	<b>1100</b>	<b>7.5</b>

JT THOR	#21	POS: FORWARD	HGT: 6-10	WGT: 205	BORN: 8-26-02	FROM: AUBURN
---------	-----	--------------	-----------	----------	---------------	--------------

Acquired: From Detroit with Mason Plumlee in exchange for Balsa Koprivica.

YR	G	GS	MIN	FG	FGA	PCT	3FG	3FGA	PCT	FT	FTA	PCT	OFF	DEF	TOT	AST	PF	DQ	STL	TO	BLK	PTS	AVG
21-22	33	0	262	24	55	.436	7	27	.259	12	20	.600	11	32	43	19	26	0	8	10	11	67	2.0
22-23	69	8	969	95	238	.399	39	123	.317	33	47	.702	36	116	152	36	66	0	22	44	23	262	3.8
<b>TOTALS</b>	<b>102</b>	<b>8</b>	<b>1231</b>	<b>119</b>	<b>293</b>	<b>.406</b>	<b>46</b>	<b>150</b>	<b>.307</b>	<b>45</b>	<b>67</b>	<b>.672</b>	<b>47</b>	<b>148</b>	<b>195</b>	<b>55</b>	<b>92</b>	<b>0</b>	<b>30</b>	<b>54</b>	<b>34</b>	<b>329</b>	<b>3.2</b>

OTIS THORPE	#52	POS: FORWARD	HGT: 6-10	WGT: 225	BORN: 8-5-62	FROM: PROVIDENCE
-------------	-----	--------------	-----------	----------	--------------	------------------

Acquired: From Miami with Jamal Mashburn, P.J. Brown, Rodney Buford and Tim James on August 1, 2000, in exchange for Eddie Jones, Anthony Mason, Ricky Davis and Dale Ellis

Departed: Became an unrestricted free agent after the 2000-01 season

YR	G	GS	MIN	FG	FGA	PCT	3FG	3FGA	PCT	FT	FTA	PCT	OFF	DEF	TOT	AST	PF	DQ	STL	TO	BLK	PTS	AVG
00-01	49	4	647	59	131	.450	0	0	---	20	24	.833	50	95	145	29	108	0	12	32	7	138	2.8

MIKE TOBEY	#10	POS: CENTER	HGT: 6-11	WGT: 260	BORN: 10-10-94	FROM: VIRGINIA
------------	-----	-------------	-----------	----------	----------------	----------------

Acquired: Signed two consecutive 10-day contracts on February 3, 2017 and February 13, 2017

Departed: 10-day contract expired on February 23, 2017

YR	G	GS	MIN	FG	FGA	PCT	3FG	3FGA	PCT	FT	FTA	PCT	OFF	DEF	TOT	AST	PF	DQ	STL	TO	BLK	PTS	AVG
16-17	2	0	25	1	4	.250	0	0	---	0	0	---	2	1	3	1	2	0	0	1	0	2	1.0

# HISTORY

## ALL-TIME ROSTER

Note: Players are listed based on appearing in at least one regular or postseason game

<b>TOM TOLBERT</b>	<b>#23/#39</b>	<b>POS: FORWARD</b>	<b>HGT: 6-8</b>	<b>WGT: 235</b>	<b>BORN: 10-16-65</b>	<b>FROM: ARIZONA</b>
--------------------	----------------	---------------------	-----------------	-----------------	-----------------------	----------------------

Acquired: Selected with the 34th overall pick in the 1988 NBA Draft

Departed: Waived on December 29, 1988

Acquired: Signed on October 7, 1994

Departed: Waived on April 15, 1995

YR	G	GS	MIN	FG	FGA	PCT	3FG	3FGA	PCT	FT	FTA	PCT	OFF	DEF	TOT	AST	PF	DQ	STL	TO	BLK	PTS	AVG
88-89	14	0	117	17	37	.459	0	3	.000	6	12	.500	7	14	21	7	20	0	2	2	4	40	2.9
94-95	10	0	57	6	18	.333	0	4	.000	2	2	1.000	7	10	17	2	9	0	0	3	0	14	1.4
<b>TOTALS</b>	<b>24</b>	<b>0</b>	<b>174</b>	<b>23</b>	<b>55</b>	<b>.418</b>	<b>0</b>	<b>7</b>	<b>.000</b>	<b>8</b>	<b>14</b>	<b>.571</b>	<b>14</b>	<b>24</b>	<b>38</b>	<b>9</b>	<b>29</b>	<b>0</b>	<b>2</b>	<b>5</b>	<b>4</b>	<b>54</b>	<b>2.3</b>

<b>ANTHONY TOLLIVER</b>	<b>#43</b>	<b>POS: FORWARD</b>	<b>HGT: 6-8</b>	<b>WGT: 240</b>	<b>BORN: 6-1-85</b>	<b>FROM: CREIGHTON</b>
-------------------------	------------	---------------------	-----------------	-----------------	---------------------	------------------------

Acquired: Signed on August 19, 2013

Departed: Became an unrestricted free agent after the 2013-14 season

YR	G	GS	MIN	FG	FGA	PCT	3FG	3FGA	PCT	FT	FTA	PCT	OFF	DEF	TOT	AST	PF	DQ	STL	TO	BLK	PTS	AVG
13-14	64	9	1298	129	307	.420	102	247	.413	33	41	.805	33	135	168	42	82	0	19	23	15	393	6.1

<b>ROBERT TRAYLOR</b>	<b>#34</b>	<b>POS: FORWARD</b>	<b>HGT: 6-8</b>	<b>WGT: 284</b>	<b>BORN: 2-1-77</b>	<b>FROM: MICHIGAN</b>
-----------------------	------------	---------------------	-----------------	-----------------	---------------------	-----------------------

Acquired: From Philadelphia with Jerome Moiso and George Lynch and Chris Porter from Golden State on October 25, 2001, in a three-team trade in which Charlotte sent Derrick Coleman to Philadelphia

Departed: A member of the final Charlotte Hornets team of the classic era

YR	G	GS	MIN	FG	FGA	PCT	3FG	3FGA	PCT	FT	FTA	PCT	OFF	DEF	TOT	AST	PF	DQ	STL	TO	BLK	PTS	AVG
01-02	61	1	678	87	204	.426	1	1	1.000	53	84	.631	67	120	187	37	127	1	24	45	37	228	3.7

<b>KELLY TRIPUCKA</b>	<b>#7</b>	<b>POS: FORWARD</b>	<b>HGT: 6-6</b>	<b>WGT: 220</b>	<b>BORN: 2-16-59</b>	<b>FROM: NOTRE DAME</b>
-----------------------	-----------	---------------------	-----------------	-----------------	----------------------	-------------------------

Acquired: From Utah on July 23, 1988, in exchange for Mike Brown

Departed: Became an unrestricted free agent after the 1990-91 season

YR	G	GS	MIN	FG	FGA	PCT	3FG	3FGA	PCT	FT	FTA	PCT	OFF	DEF	TOT	AST	PF	DQ	STL	TO	BLK	PTS	AVG
88-89	71	65	2302	568	1215	.467	30	84	.357	440	508	.866	79	188	267	224	196	0	88	236	16	1606	22.6
89-90	79	73	2404	442	1029	.430	38	104	.365	310	351	.883	82	240	322	224	220	1	75	176	16	1232	15.6
90-91	77	1	1289	187	412	.454	15	45	.333	152	167	.910	46	130	176	159	130	0	33	92	13	541	7.0
<b>TOTALS</b>	<b>227</b>	<b>139</b>	<b>5995</b>	<b>1197</b>	<b>2656</b>	<b>.451</b>	<b>83</b>	<b>233</b>	<b>.356</b>	<b>902</b>	<b>1026</b>	<b>.879</b>	<b>207</b>	<b>558</b>	<b>765</b>	<b>607</b>	<b>546</b>	<b>1</b>	<b>196</b>	<b>504</b>	<b>45</b>	<b>3379</b>	<b>14.9</b>

<b>ANDRE TURNER</b>	<b>#10</b>	<b>POS: GUARD</b>	<b>HGT: 5-11</b>	<b>WGT: 160</b>	<b>BORN: 12-13-64</b>	<b>FROM: MEMPHIS STATE</b>
---------------------	------------	-------------------	------------------	-----------------	-----------------------	----------------------------

Acquired: Signed on November 23, 1989

Departed: Waived on December 13, 1989

YR	G	GS	MIN	FG	FGA	PCT	3FG	3FGA	PCT	FT	FTA	PCT	OFF	DEF	TOT	AST	PF	DQ	STL	TO	BLK	PTS	AVG
89-90	8	0	84	9	25	.360	0	1	.000	4	4	1.000	1	2	3	20	5	0	7	8	0	22	2.8

<b>NOAH VONLEH</b>	<b>#11</b>	<b>POS: FORWARD</b>	<b>HGT: 6-10</b>	<b>WGT: 240</b>	<b>BORN: 8-24-95</b>	<b>FROM: INDIANA</b>
--------------------	------------	---------------------	------------------	-----------------	----------------------	----------------------

Acquired: Selected with the ninth overall pick in the 2014 NBA Draft

Departed: Traded to Portland with Gerald Henderson on June 24, 2015, in exchange for Nicolas Batum

YR	G	GS	MIN	FG	FGA	PCT	3FG	3FGA	PCT	FT	FTA	PCT	OFF	DEF	TOT	AST	PF	DQ	STL	TO	BLK	PTS	AVG
14-15	25	0	259	30	76	.395	5	13	.385	18	26	.692	28	58	86	4	20	0	4	11	9	83	3.3

<b>JAKE VOSKUHL</b>	<b>#43</b>	<b>POS: CENTER</b>	<b>HGT: 6-11</b>	<b>WGT: 255</b>	<b>BORN: 11-1-77</b>	<b>FROM: CONNECTICUT</b>
---------------------	------------	--------------------	------------------	-----------------	----------------------	--------------------------

Acquired: From Phoenix on August 2, 2005, for a conditional 2007 second-round draft pick

Departed: Became an unrestricted free agent after the 2006-07 season

YR	G	GS	MIN	FG	FGA	PCT	3FG	3FGA	PCT	FT	FTA	PCT	OFF	DEF	TOT	AST	PF	DQ	STL	TO	BLK	PTS	AVG
05-06	51	2	818	114	261	.437	1	3	.333	41	60	.683	62	121	183	39	157	2	26	33	23	270	5.3
06-07	73	9	1043	121	255	.475	0	0	---	77	113	.681	84	172	256	44	99	2	30	56	24	319	4.4
<b>TOTALS</b>	<b>124</b>	<b>11</b>	<b>1861</b>	<b>235</b>	<b>516</b>	<b>.455</b>	<b>1</b>	<b>3</b>	<b>.333</b>	<b>118</b>	<b>174</b>	<b>.678</b>	<b>146</b>	<b>293</b>	<b>439</b>	<b>83</b>	<b>256</b>	<b>4</b>	<b>56</b>	<b>89</b>	<b>47</b>	<b>589</b>	<b>4.7</b>

<b>KEMBA WALKER</b>	<b>#1/#15</b>	<b>POS: GUARD</b>	<b>HGT: 6-1</b>	<b>WGT: 184</b>	<b>BORN: 5-8-90</b>	<b>FROM: CONNECTICUT</b>
---------------------	---------------	-------------------	-----------------	-----------------	---------------------	--------------------------

Acquired: Selected with the ninth overall pick in the 2012 NBA Draft

Departed: Traded to the Boston Celtics as part of a sign-and-trade on July 6, 2019 along with a 2020 second-round draft pick in exchange for Terry Rozier and a 2020 second-round draft pick

YR	G	GS	MIN	FG	FGA	PCT	3FG	3FGA	PCT	FT	FTA	PCT	OFF	DEF	TOT	AST	PF	DQ	STL	TO	BLK	PTS	AVG
11-12	66	25	1792	281	767	.366	69	226	.305	168	213	.789	30	204	234	289	79	0	60	119	20	799	12.1
12-13	82	82	2859	526	1244	.423	107	332	.322	296	371	.798	60	223	283	471	153	1	160	200	31	1455	17.7
13-14	73	73	2614	449	1143	.393	109	327	.333	282	337	.837	39	267	306	447	128	1	86	169	32	1289	17.7
14-15	62	58	2119	378	981	.385	85	280	.304	234	283	.827	35	185	220	318	92	0	89	100	31	1075	17.3
15-16	81	81	2885	568	1331	.427	182	490	.371	371	438	.847	56	301	357	421	111	0	126	171	39	1689	20.9
16-17	79	79	2739	643	1449	.444	240	602	.399	304	359	.847	45	263	308	434	119	0	85	168	22	1830	23.2
17-18	80	80	2736	588	1363	.431	231	601	.384	363	420	.864	32	216	248	444	98	0	91	179	24	1770	22.1
18-19	82	82	2863	731	1684	.434	260	731	.356	389	450	.844	52	309	361	484	131	0	102	211	34	2102	25.6
<b>TOTALS</b>	<b>605</b>	<b>560</b>	<b>20606</b>	<b>4164</b>	<b>9962</b>	<b>.418</b>	<b>1283</b>	<b>3589</b>	<b>.357</b>	<b>2398</b>	<b>2871</b>	<b>.835</b>	<b>349</b>	<b>1968</b>	<b>2317</b>	<b>3398</b>	<b>911</b>	<b>2</b>	<b>799</b>	<b>1317</b>	<b>233</b>	<b>12009</b>	<b>19.8</b>

## ALL-TIME ROSTER

Note: Players are listed based on appearing in at least one regular or postseason game

GERALD WALLACE	#3	POS: FORWARD	HGT: 6-7	WGT: 220	BORN: 7-23-82	FROM: ALABAMA
----------------	----	--------------	----------	----------	---------------	---------------

Acquired: Chosen in Charlotte Expansion Selection on June 22, 2004

Departed: Traded to Portland in exchange for Dante Cunningham, Sean Marks, Joel Przybilla, two first-round draft picks and cash considerations on February 24, 2011

YR	G	GS	MIN	FG	FGA	PCT	3FG	3FGA	PCT	FT	FTA	PCT	OFF	DEF	TOT	AST	PF	DQ	STL	TO	BLK	PTS	AVG
04-05	70	68	2147	286	637	.449	17	62	.274	191	289	.661	118	268	386	137	182	2	117	159	91	780	11.1
05-06	55	52	1895	317	589	.538	14	50	.280	188	306	.614	123	289	412	96	150	1	138	99	115	836	15.2
06-07	72	71	2640	478	952	.502	39	120	.325	309	447	.691	142	376	518	185	209	3	144	160	69	1304	18.1
07-08	62	59	2376	408	908	.449	71	221	.321	313	428	.731	58	315	373	216	189	1	131	180	58	1200	19.4
08-09	71	71	2669	389	811	.480	39	131	.298	365	454	.804	112	441	553	189	210	7	121	148	67	1182	16.6
09-10	76	76	3119	456	943	.484	52	140	.371	422	544	.776	150	612	762	161	194	1	117	178	83	1386	18.2
10-11	48	48	1872	252	582	.433	35	106	.330	210	284	.739	72	322	394	116	120	2	59	100	48	749	15.6
<b>TOTALS</b>	<b>454</b>	<b>445</b>	<b>16718</b>	<b>2586</b>	<b>5422</b>	<b>.477</b>	<b>267</b>	<b>830</b>	<b>.322</b>	<b>1998</b>	<b>2752</b>	<b>.726</b>	<b>875</b>	<b>2623</b>	<b>3398</b>	<b>1100</b>	<b>1254</b>	<b>17</b>	<b>827</b>	<b>1024</b>	<b>531</b>	<b>7437</b>	<b>16.4</b>

BRAD WANAMAKER	#9	POS: GUARD	HGT: 6-3	WGT: 222	BORN: 7/25/89	FROM: PITTSBURGH
----------------	----	------------	----------	----------	---------------	------------------

Acquired: From Golden State along with Toronto's 2022 second-round pick and cash considerations on March 25, 2021 in exchange for a 2025 second-round pick

Departed: Became an unrestricted free agent after the 2020-21 season

YR	G	GS	MIN	FG	FGA	PCT	3FG	3FGA	PCT	FT	FTA	PCT	OFF	DEF	TOT	AST	PF	DQ	STL	TO	BLK	PTS	AVG
20-21	22	0	428	54	126	.429	3	24	.125	40	45	.889	10	29	39	75	39	0	17	34	5	151	6.9

HAKIM WARRICK	#21	POS: FORWARD	HGT: 6-9	WGT: 219	BORN: 7-8-82	FROM: SYRACUSE
---------------	-----	--------------	----------	----------	--------------	----------------

Acquired: From New Orleans on November 13, 2012, in exchange for Matt Carroll

Departed: Traded to Orlando in exchange for Josh McRoberts on February 24, 2013

YR	G	GS	MIN	FG	FGA	PCT	3FG	3FGA	PCT	FT	FTA	PCT	OFF	DEF	TOT	AST	PF	DQ	STL	TO	BLK	PTS	AVG
12-13	27	14	482	66	163	.405	0	3	.000	58	86	.674	21	68	89	25	37	0	12	29	6	190	7.0

P.J. WASHINGTON JR.	#25	POS: FORWARD	HGT: 6-7	WGT: 230	BORN: 8-23-98	FROM: KENTUCKY
---------------------	-----	--------------	----------	----------	---------------	----------------

Acquired: Selected with the 12th overall pick in the 2019 NBA Draft

YR	G	GS	MIN	FG	FGA	PCT	3FG	3FGA	PCT	FT	FTA	PCT	OFF	DEF	TOT	AST	PF	DQ	STL	TO	BLK	PTS	AVG
19-20	58	57	1759	268	589	.455	86	230	.374	88	136	.647	58	258	316	123	158	0	51	93	44	710	12.2
20-21	64	61	1954	302	686	.440	112	290	.386	108	145	.745	93	325	418	161	171	1	69	128	79	824	12.9
21-22	65	28	1768	250	532	.470	110	301	.365	58	81	.716	82	255	337	147	152	1	57	82	61	668	10.3
22-23	73	73	2380	434	978	.444	149	428	.348	127	174	.730	73	285	358	175	193	1	66	110	79	1144	15.7
<b>TOTALS</b>	<b>260</b>	<b>219</b>	<b>7861</b>	<b>1254</b>	<b>2785</b>	<b>.450</b>	<b>457</b>	<b>1249</b>	<b>.366</b>	<b>381</b>	<b>536</b>	<b>.711</b>	<b>306</b>	<b>1123</b>	<b>1429</b>	<b>606</b>	<b>674</b>	<b>3</b>	<b>243</b>	<b>413</b>	<b>263</b>	<b>3346</b>	<b>12.9</b>

BRIANTE WEBER	#0	POS: GUARD	HGT: 6-2	WGT: 165	BORN: 12-29-92	FROM: VIRGINIA COMMONWEALTH
---------------	----	------------	----------	----------	----------------	-----------------------------

Acquired: Signed two consecutive 10-day contracts on February 27, 2017 and March 9, 2017 and signed to multi-year contract on March 19, 2017

Departed: Waived on July 28, 2017

YR	G	GS	MIN	FG	FGA	PCT	3FG	3FGA	PCT	FT	FTA	PCT	OFF	DEF	TOT	AST	PF	DQ	STL	TO	BLK	PTS	AVG
16-17	13	0	159	20	46	.435	1	7	.143	9	13	.692	8	14	22	16	12	0	9	5	0	50	3.8

DAVID WESLEY	#4	POS: GUARD	HGT: 6-1	WGT: 190	BORN: 11-14-70	FROM: BAYLOR
--------------	----	------------	----------	----------	----------------	--------------

Acquired: Signed on July 1, 1997

Departed: A member of the final Charlotte Hornets team of the classic era

YR	G	GS	MIN	FG	FGA	PCT	3FG	3FGA	PCT	FT	FTA	PCT	OFF	DEF	TOT	AST	PF	DQ	STL	TO	BLK	PTS	AVG
97-98	81	81	2845	383	864	.443	59	170	.347	229	288	.795	49	164	213	529	229	3	140	226	30	1054	13.0
98-99	50	50	1848	243	545	.446	61	170	.359	159	191	.832	23	138	161	322	130	2	100	142	10	706	14.1
99-00	82	82	2760	407	955	.426	88	248	.355	214	275	.778	39	186	225	465	186	2	109	159	11	1116	13.6
00-01	82	82	3106	523	1239	.422	97	258	.376	271	339	.799	64	160	224	361	220	2	128	171	16	1414	17.2
01-02	67	63	2487	364	910	.400	85	256	.332	138	188	.734	44	99	143	236	147	0	74	119	15	954	14.2
<b>TOTALS</b>	<b>362</b>	<b>358</b>	<b>13046</b>	<b>1920</b>	<b>4513</b>	<b>.425</b>	<b>390</b>	<b>1102</b>	<b>.354</b>	<b>1011</b>	<b>1281</b>	<b>.780</b>	<b>219</b>	<b>747</b>	<b>966</b>	<b>1911</b>	<b>912</b>	<b>9</b>	<b>551</b>	<b>817</b>	<b>82</b>	<b>5241</b>	<b>14.5</b>

DJ WHITE	#8	POS: FORWARD	HGT: 6-9	WGT: 235	BORN: 8-31-86	FROM: INDIANA
----------	----	--------------	----------	----------	---------------	---------------

Acquired: From Oklahoma City with Morris Peterson on February 24, 2011, for Nazr Mohammed

Departed: Became an unrestricted free agent after the 2011-12 season

Acquired: Signed March 21, 2014

Departed: Became an unrestricted free agent after the 2013-14 season

YR	G	GS	MIN	FG	FGA	PCT	3FG	3FGA	PCT	FT	FTA	PCT	OFF	DEF	TOT	AST	PF	DQ	STL	TO	BLK	PTS	AVG
10-11	24	0	466	81	154	.526	0	2	.000	41	54	.759	31	75	106	15	46	0	6	7	12	203	8.5
11-12	58	11	1098	174	353	.493	1	1	1.000	43	61	.705	50	159	209	47	94	0	17	43	23	392	6.8
13-14	2	0	10	0	1	.000	0	0	---	0	0	---	0	2	2	0	1	0	1	0	0	0	0.0
<b>TOTALS</b>	<b>84</b>	<b>11</b>	<b>1574</b>	<b>255</b>	<b>508</b>	<b>.502</b>	<b>1</b>	<b>3</b>	<b>.333</b>	<b>84</b>	<b>115</b>	<b>.730</b>	<b>81</b>	<b>236</b>	<b>317</b>	<b>62</b>	<b>141</b>	<b>0</b>	<b>24</b>	<b>50</b>	<b>35</b>	<b>595</b>	<b>7.1</b>

JAHIDI WHITE	#55	POS: CENTER	HGT: 6-9	WGT: 290	BORN: 2-19-76	FROM: GEORGETOWN
--------------	-----	-------------	----------	----------	---------------	------------------

Acquired: Chosen in Charlotte Expansion Selection on June 22, 2004

Departed: Waived on February 28, 2005

YR	G	GS	MIN	FG	FGA	PCT	3FG	3FGA	PCT	FT	FTA	PCT	OFF	DEF	TOT	AST	PF	DQ	STL	TO	BLK	PTS	AVG
04-05	17	0	135	14	31	.452	0	0	---	14	40	.350	11	23	34	1	31	1	2	11	12	42	2.5



# HISTORY

## ALL-TIME ROSTER

Note: Players are listed based on appearing in at least one regular or postseason game

<b>ERIC WILLIAMS</b>	<b>#88</b>	<b>POS: FORWARD</b>	<b>HGT: 6-8</b>	<b>WGT: 220</b>	<b>BORN: 7-17-72</b>	<b>FROM: PROVIDENCE</b>
----------------------	------------	---------------------	-----------------	-----------------	----------------------	-------------------------

Acquired: From San Antonio on February 13, 2007, for Melvin Ely

Departed: Waived on March 16, 2007

YR	G	GS	MIN	FG	FGA	PCT	3FG	3FGA	PCT	FT	FTA	PCT	OFF	DEF	TOT	AST	PF	DQ	STL	TO	BLK	PTS	AVG
06-07	5	0	33	4	13	.308	0	2	.000	4	7	.571	2	1	3	1	6	0	1	2	0	12	2.4

<b>LORENZO WILLIAMS</b>	<b>#40</b>	<b>POS: FORWARD</b>	<b>HGT: 6-9</b>	<b>WGT: 200</b>	<b>BORN: 7-15-69</b>	<b>FROM: STETSON</b>
-------------------------	------------	---------------------	-----------------	-----------------	----------------------	----------------------

Acquired: Signed on September 2, 1992

Departed: Waived on November 12, 1992

Acquired: Signed on January 1, 1994

Departed: Waived on January 4, 1994

YR	G	GS	MIN	FG	FGA	PCT	3FG	3FGA	PCT	FT	FTA	PCT	OFF	DEF	TOT	AST	PF	DQ	STL	TO	BLK	PTS	AVG
92-93	2	0	18	1	3	.333	0	0	---	0	0	---	3	6	9	0	4	0	0	2	2	2	1.0
93-94	1	0	19	0	1	.000	0	0	---	0	0	---	0	4	4	0	2	0	1	1	2	0	0.0
<b>TOTALS</b>	<b>3</b>	<b>0</b>	<b>37</b>	<b>1</b>	<b>4</b>	<b>.250</b>	<b>0</b>	<b>0</b>	<b>---</b>	<b>0</b>	<b>0</b>	<b>---</b>	<b>3</b>	<b>10</b>	<b>13</b>	<b>0</b>	<b>6</b>	<b>0</b>	<b>1</b>	<b>3</b>	<b>4</b>	<b>2</b>	<b>0.7</b>

<b>MARK WILLIAMS</b>	<b>#5</b>	<b>POS: CENTER</b>	<b>HGT: 7-1</b>	<b>WGT: 240</b>	<b>BORN: 12-16-01</b>	<b>FROM: DUKE</b>
----------------------	-----------	--------------------	-----------------	-----------------	-----------------------	-------------------

Acquired: Selected in the first round (15th overall) of the 2022 NBA Draft by the Hornets.

YR	G	GS	MIN	FG	FGA	PCT	3FG	3FGA	PCT	FT	FTA	PCT	OFF	DEF	TOT	AST	PF	DQ	STL	TO	BLK	PTS	AVG
22-23	43	17	828	160	251	.637	0	0	---	67	97	.691	93	211	304	18	94	0	28	40	45	387	9.0

<b>MARVIN WILLIAMS</b>	<b>#2</b>	<b>POS: FORWARD</b>	<b>HGT: 6-9</b>	<b>WGT: 237</b>	<b>BORN: 6-19-86</b>	<b>FROM: NORTH CAROLINA</b>
------------------------	-----------	---------------------	-----------------	-----------------	----------------------	-----------------------------

Acquired: Signed on July 21, 2014... Re-signed on July 10, 2016

Departed: Waived on February 8, 2020.

YR	G	GS	MIN	FG	FGA	PCT	3FG	3FGA	PCT	FT	FTA	PCT	OFF	DEF	TOT	AST	PF	DQ	STL	TO	BLK	PTS	AVG
14-15	78	37	2035	210	495	.424	95	265	.358	62	87	.713	58	328	386	100	146	0	69	60	36	577	7.4
15-16	81	81	2338	338	747	.452	152	378	.402	120	144	.833	127	394	521	110	133	2	58	62	77	948	11.7
16-17	76	76	2295	297	704	.422	124	354	.350	131	150	.873	89	411	500	106	134	0	58	60	53	849	11.2
17-18	78	78	2006	258	563	.458	126	305	.413	102	123	.829	74	296	370	96	116	1	56	66	38	744	9.5
18-19	75	75	2133	275	652	.422	140	382	.366	66	86	.767	76	331	407	92	156	2	71	47	61	756	10.1
19-20	41	1	808	94	210	.448	44	117	.376	43	50	.860	15	94	109	41	71	0	26	25	22	275	6.7
<b>TOTALS</b>	<b>429</b>	<b>348</b>	<b>11615</b>	<b>1472</b>	<b>3371</b>	<b>.437</b>	<b>681</b>	<b>1801</b>	<b>.378</b>	<b>524</b>	<b>640</b>	<b>.819</b>	<b>439</b>	<b>1854</b>	<b>2293</b>	<b>545</b>	<b>756</b>	<b>4</b>	<b>338</b>	<b>320</b>	<b>287</b>	<b>4149</b>	<b>9.7</b>

<b>MICHAEL WILLIAMS</b>	<b>#24</b>	<b>POS: GUARD</b>	<b>HGT: 6-2</b>	<b>WGT: 175</b>	<b>BORN: 7-23-66</b>	<b>FROM: BAYLOR</b>
-------------------------	------------	-------------------	-----------------	-----------------	----------------------	---------------------

Acquired: Signed to two consecutive 10-day contracts beginning March 13, 1990, before signing for the remainder of the season on April 2, 1990

Departed: Became an unrestricted free agent after the 1989-90 season

YR	G	GS	MIN	FG	FGA	PCT	3FG	3FGA	PCT	FT	FTA	PCT	OFF	DEF	TOT	AST	PF	DQ	STL	TO	BLK	PTS	AVG
89-90	22	1	303	58	109	.532	0	3	.000	35	44	.795	11	20	31	77	39	0	22	28	1	151	6.9

<b>MO WILLIAMS</b>	<b>#7</b>	<b>POS: GUARD</b>	<b>HGT: 6-1</b>	<b>WGT: 198</b>	<b>BORN: 12-19-82</b>	<b>FROM: ALABAMA</b>
--------------------	-----------	-------------------	-----------------	-----------------	-----------------------	----------------------

Acquired: From Minnesota with Troy Daniels and cash considerations on February 10, 2015, in exchange for Gary Neal and Miami's 2019 second-round draft pick

Departed: Became an unrestricted free agent after the 2014-15 season

YR	G	GS	MIN	FG	FGA	PCT	3FG	3FGA	PCT	FT	FTA	PCT	OFF	DEF	TOT	AST	PF	DQ	STL	TO	BLK	PTS	AVG
14-15	27	14	831	161	413	.390	60	178	.337	83	93	.892	9	67	76	163	59	0	16	70	6	465	17.2

<b>REGGIE WILLIAMS</b>	<b>#55</b>	<b>POS: GUARD</b>	<b>HGT: 6-6</b>	<b>WGT: 205</b>	<b>BORN: 9-14-86</b>	<b>FROM: VIRGINIA MILITARY INSTITUTE</b>
------------------------	------------	-------------------	-----------------	-----------------	----------------------	--

Acquired: Signed on December 15, 2011

Departed: Became an unrestricted free agent after the 2012-13 season

YR	G	GS	MIN	FG	FGA	PCT	3FG	3FGA	PCT	FT	FTA	PCT	OFF	DEF	TOT	AST	PF	DQ	STL	TO	BLK	PTS	AVG
11-12	33	13	747	106	255	.416	33	107	.308	29	40	.725	27	66	93	60	34	0	20	33	3	274	8.3
12-13	40	0	380	57	132	.432	22	72	.306	10	21	.476	8	43	51	39	19	0	12	19	1	146	3.7
<b>TOTALS</b>	<b>73</b>	<b>13</b>	<b>1127</b>	<b>163</b>	<b>387</b>	<b>.421</b>	<b>55</b>	<b>179</b>	<b>.307</b>	<b>39</b>	<b>61</b>	<b>.639</b>	<b>35</b>	<b>109</b>	<b>144</b>	<b>99</b>	<b>53</b>	<b>0</b>	<b>32</b>	<b>52</b>	<b>4</b>	<b>420</b>	<b>5.8</b>

<b>TRAVIS WILLIAMS</b>	<b>#32</b>	<b>POS: FORWARD</b>	<b>HGT: 6-7</b>	<b>WGT: 215</b>	<b>BORN: 5-27-69</b>	<b>FROM: SOUTH CAROLINA STATE</b>
------------------------	------------	---------------------	-----------------	-----------------	----------------------	-----------------------------------

Acquired: Signed on September 10, 1997

Departed: Became an unrestricted free agent after the 1997-98 season

Acquired: Signed on January 21, 1999

Departed: Waived on February 28, 1999

Acquired: Signed to a 10-day contract on March 10, 1999

Departed: Waived on March 16, 1999

YR	G	GS	MIN	FG	FGA	PCT	3FG	3FGA	PCT	FT	FTA	PCT	OFF	DEF	TOT	AST	PF	DQ	STL	TO	BLK	PTS	AVG
97-98	39	0	365	56	119	.471	0	1	.000	24	46	.522	53	39	92	20	55	0	18	30	5	136	3.5
98-99	8	0	62	6	13	.462	0	0	---	3	4	.750	6	13	19	2	10	0	2	6	1	15	1.9
<b>TOTALS</b>	<b>47</b>	<b>0</b>	<b>427</b>	<b>62</b>	<b>132</b>	<b>.470</b>	<b>0</b>	<b>1</b>	<b>.000</b>	<b>27</b>	<b>50</b>	<b>.540</b>	<b>59</b>	<b>52</b>	<b>111</b>	<b>22</b>	<b>65</b>	<b>0</b>	<b>20</b>	<b>36</b>	<b>6</b>	<b>151</b>	<b>3.2</b>

ALL-TIME ROSTER

Note: Players are listed based on appearing in at least one regular or postseason game

<b>DAVID WINGATE</b>	<b>#55/#11</b>	<b>POS: GUARD</b>	<b>HGT: 6-5</b>	<b>WGT: 185</b>	<b>BORN: 12-15-63</b>	<b>FROM: GEORGETOWN</b>
----------------------	----------------	-------------------	-----------------	-----------------	-----------------------	-------------------------

Acquired: Signed on November 18, 1992

Departed: Traded to Seattle with Hersey Hawkins on June 27, 1995, in exchange for Kendall Gill

YR	G	GS	MIN	FG	FGA	PCT	3FG	3FGA	PCT	FT	FTA	PCT	OFF	DEF	TOT	AST	PF	DQ	STL	TO	BLK	PTS	AVG
92-93	72	55	1471	180	336	.536	1	6	.167	79	107	.738	49	125	174	183	135	1	66	89	9	440	6.1
93-94	50	36	1005	136	283	.481	4	12	.333	34	51	.667	30	104	134	104	85	0	42	53	6	310	6.2
94-95	52	9	515	50	122	.410	4	22	.182	18	24	.750	11	49	60	56	60	0	19	27	6	122	2.3
<b>TOTALS</b>	<b>174</b>	<b>100</b>	<b>2991</b>	<b>366</b>	<b>741</b>	<b>.494</b>	<b>9</b>	<b>40</b>	<b>.225</b>	<b>131</b>	<b>182</b>	<b>.720</b>	<b>90</b>	<b>278</b>	<b>368</b>	<b>343</b>	<b>280</b>	<b>1</b>	<b>127</b>	<b>169</b>	<b>21</b>	<b>872</b>	<b>5.0</b>

<b>JOE WOLF</b>	<b>#43/#30</b>	<b>POS: FORWARD</b>	<b>HGT: 6-11</b>	<b>WGT: 230</b>	<b>BORN: 12-17-64</b>	<b>FROM: NORTH CAROLINA</b>
-----------------	----------------	---------------------	------------------	-----------------	-----------------------	-----------------------------

Acquired: Signed on November 3, 1994

Departed: Waived on November 4, 1995

Acquired: Signed on February 3, 1999

Departed: Waived on March 10, 1999

YR	G	GS	MIN	FG	FGA	PCT	3FG	3FGA	PCT	FT	FTA	PCT	OFF	DEF	TOT	AST	PF	DQ	STL	TO	BLK	PTS	AVG
94-95	63	6	583	38	81	.469	2	6	.333	12	16	.750	34	95	129	37	101	0	9	22	6	90	1.4
95-96	1	0	18	0	1	.000	0	0	---	0	0	---	0	2	2	0	2	0	2	2	0	0	0.0
98-99	3	0	12	0	1	.000	0	0	---	0	2	.000	0	1	1	0	6	0	0	0	0	0	0.0
<b>TOTALS</b>	<b>67</b>	<b>6</b>	<b>613</b>	<b>38</b>	<b>83</b>	<b>.458</b>	<b>2</b>	<b>6</b>	<b>.333</b>	<b>12</b>	<b>18</b>	<b>.667</b>	<b>34</b>	<b>98</b>	<b>132</b>	<b>37</b>	<b>109</b>	<b>0</b>	<b>11</b>	<b>24</b>	<b>6</b>	<b>90</b>	<b>1.3</b>

<b>CHRISTIAN WOOD</b>	<b>#35</b>	<b>POS: FORWARD</b>	<b>HGT: 6-11</b>	<b>WGT: 220</b>	<b>BORN: 9-27-95</b>	<b>FROM: UNLV</b>
-----------------------	------------	---------------------	------------------	-----------------	----------------------	-------------------

Acquired: Signed on July 14, 2016

Departed: Became an unrestricted free agent following the 2016-17 season

YR	G	GS	MIN	FG	FGA	PCT	3FG	3FGA	PCT	FT	FTA	PCT	OFF	DEF	TOT	AST	PF	DQ	STL	TO	BLK	PTS	AVG
16-17	13	0	107	12	23	.522	0	5	.000	11	15	.733	14	15	29	2	11	0	3	7	6	35	2.7

<b>CODY ZELLER</b>	<b>#40</b>	<b>POS: FORWARD</b>	<b>HGT: 7-0</b>	<b>WGT: 240</b>	<b>BORN: 10-5-92</b>	<b>FROM: INDIANA</b>
--------------------	------------	---------------------	-----------------	-----------------	----------------------	----------------------

Acquired: Selected with the fourth overall pick in the 2013 NBA Draft

Departed: Became an unrestricted free agent after the 2020-21 season

YR	G	GS	MIN	FG	FGA	PCT	3FG	3FGA	PCT	FT	FTA	PCT	OFF	DEF	TOT	AST	PF	DQ	STL	TO	BLK	PTS	AVG
13-14	82	3	1416	172	404	.426	0	1	.000	146	200	.730	118	235	353	92	170	0	40	87	41	490	6.0
14-15	62	45	1484	172	373	.461	1	1	1.000	127	164	.774	97	265	362	100	156	0	34	62	49	472	7.6
15-16	73	60	1774	231	437	.529	1	10	.100	175	232	.754	138	317	455	71	204	4	57	68	63	638	8.7
16-17	62	58	1725	253	443	.571	0	1	.000	133	196	.679	135	270	405	99	189	2	62	65	58	639	10.3
17-18	33	0	627	85	156	.545	2	3	.667	61	85	.718	67	110	177	31	81	1	14	33	21	233	7.1
18-19	49	47	1243	190	345	.551	6	22	.273	111	141	.787	110	223	333	102	164	2	38	62	41	497	10.1
19-20	49	47	1243	190	345	.551	6	22	.273	111	141	.787	110	223	333	102	164	2	38	62	41	497	10.1
20-21	48	21	1005	181	324	.559	4	28	.143	85	119	.714	119	209	328	86	120	0	27	51	17	451	9.4
<b>TOTALS</b>	<b>467</b>	<b>273</b>	<b>10619</b>	<b>1535</b>	<b>2961</b>	<b>.518</b>	<b>32</b>	<b>141</b>	<b>.227</b>	<b>960</b>	<b>1316</b>	<b>.729</b>	<b>944</b>	<b>1880</b>	<b>2824</b>	<b>669</b>	<b>1225</b>	<b>11</b>	<b>312</b>	<b>503</b>	<b>315</b>	<b>4062</b>	<b>8.7</b>

<b>GEORGE ZIDEK</b>	<b>#25</b>	<b>POS: CENTER</b>	<b>HGT: 7-0</b>	<b>WGT: 250</b>	<b>BORN: 8-2-73</b>	<b>FROM: UCLA</b>
---------------------	------------	--------------------	-----------------	-----------------	---------------------	-------------------

Acquired: Selected with the 22nd overall pick in the 1995 NBA Draft

Departed: Traded to Denver with Anthony Goldwire on February 20, 1997, in exchange for Ricky Pierce

YR	G	GS	MIN	FG	FGA	PCT	3FG	3FGA	PCT	FT	FTA	PCT	OFF	DEF	TOT	AST	PF	DQ	STL	TO	BLK	PTS	AVG
95-96	71	21	888	105	248	.423	0	0	---	71	93	.763	69	114	183	16	170	2	9	38	7	281	4.0
96-97	36	3	288	33	85	.388	0	2	.000	25	32	.781	25	38	63	9	44	0	4	23	3	91	2.5
<b>TOTALS</b>	<b>107</b>	<b>24</b>	<b>1176</b>	<b>138</b>	<b>333</b>	<b>.414</b>	<b>0</b>	<b>2</b>	<b>.000</b>	<b>96</b>	<b>125</b>	<b>.768</b>	<b>94</b>	<b>152</b>	<b>246</b>	<b>25</b>	<b>214</b>	<b>2</b>	<b>13</b>	<b>61</b>	<b>10</b>	<b>372</b>	<b>3.5</b>





## HISTORY

### KEY DATES

#### 1987

- June 25, 1987 Named Carl Scheer vice president & general manager.
- October 6, 1987 Named Gene Littles director of player personnel.

#### 1988

- June 3, 1988 Named Dick Harter head coach.
- June 14, 1988 Named Ed Badger assistant coach/director of basketball administration.
- June 22, 1988 Added assistant coach to the duties of director of player personnel Gene Littles
- June 23, 1988 Selected 11 players in the 1988 Expansion Draft, including: Tyrone "Muggsy" Bogues (Washington), Michael Brooks (Denver), Mike Brown (Chicago), Dell Curry (Cleveland), Ricky Green (Utah), Michael Holton (Portland), Dave Hoppen (Golden State), Ralph Lewis (Detroit), Bernard Thompson (Phoenix), Sedic Toney (New York) and Clinton Wheeler (Indiana).
- June 23, 1988 Acquired forward Kelly Tripucka from Utah in exchange for Mike Brown.
- June 28, 1988 Selected guard Rex Chapman with the eighth overall pick, forward Tom Tolbert with the 34th overall pick and forward Jeff Moore with the 58th overall pick in the 1988 NBA Draft.
- July 18, 1988 Acquired guard/forward Robert Reid and a 1990 second-round draft pick from Houston in exchange for Bernard Thompson.
- July 20, 1988 Signed forward/center Earl Cureton.
- July 28, 1988 Signed forward Kurt Rambis.
- July 29, 1988 Signed expansion draft selection Ralph Lewis.
- August 17, 1988 Signed center Tim Kempton and third-round draft pick Jeff Moore and picked up the option on the contract of Michael Holton.
- September 1, 1988 Signed second-round draft pick Tom Tolbert.
- October 6, 1988 Signed forward Brian Rowsom.
- October 12, 1988 Signed first-round draft pick Rex Chapman.
- December 29, 1988 Waived forward Tom Tolbert.

#### 1989

- February 22, 1989 Waived guard Rickey Green.
- March 27, 1989 Signed guard Sidney Lowe to a 10-day contract.
- March 29, 1989 Signed center Greg Kite and waived guard Ralph Lewis.
- April 5, 1989 Signed guard Sidney Lowe to a second 10-day contract.
- April 16, 1989 Signed guard Sidney Lowe for the remainder of the season.
- June 27, 1989 Selected forward/center J.R. Reid with the fifth overall pick and forward Dyron Nix with the 29th overall pick in the 1989 NBA Draft, then traded the rights to Nix to Indiana in exchange for center Stuart Gray.
- June 29, 1989 Re-signed forward Brian Rowsom.
- August 8, 1989 Re-signed center Dave Hoppen.
- August 17, 1989 Re-signed guard Michael Holton.
- September 11, 1989 Acquired a 1991 second-round draft pick from Denver in exchange for center Tim Kempton.
- September 11, 1989 Signed guard Jerry Sichting.
- September 28, 1989 Signed forwards Terry Dozier and Kenny Gattison.
- October 4, 1989 Signed first-round draft pick J.R. Reid.
- October 17, 1989 Acquired forward Richard Anderson from Portland in exchange for guard/forward Robert Reid.
- October 19, 1989 Waived forward Kenny Gattison.
- October 31, 1989 Waived forward/center Earl Cureton and guard Andre Turner.
- November 23, 1989 Signed guard Andre Turner and waived forward Terry Dozier.
- December 2, 1989 Signed forward Kenny Gattison.
- December 13, 1989 Signed guard/forward Robert Reid and waived guard Andre Turner.
- December 13, 1989 Acquired forward Armon Gilliam from Phoenix in exchange for forward Kurt Rambis, a 1990 second-round draft pick and the worse of Charlotte's or Denver's 1991 second-round draft pick.
- January 31, 1990 Relieved Dick Harter of his duties as head coach and named Gene Littles interim head coach.

## KEY DATES

## 1990

February 22, 1990	Acquired a 1991 second-round draft pick from New York in exchange for center Stuart Gray, then traded the pick to Cleveland in exchange for forward Randolph Keys.
February 22, 1990	Waived guard Jerry Sichting.
March 13, 1990	Signed guard Michael Williams to a 10-day contract.
March 23, 1990	Signed guard Michael Williams to a second 10-day contract.
March 26, 1990	Announced the resignation of Carl Scheer as president & general manager
April 2, 1990	Signed guard Michael Williams for the remainder of the season.
April 5, 1990	Removed the interim title and named Gene Littles head coach.
April 13, 1990	Signed guard Ralph Lewis.
April 23, 1990	Named Allan Bristow vice president of basketball.
June 28, 1990	Drafted guard Kendall Gill with the fifth overall pick and center Steve Scheffler with the 39th overall pick in the 1990 NBA Draft.
July 5, 1990	Named Dave Twardzik director of scouting and assistant coach.
July 13, 1990	Extended an offer sheet to restricted free agent forward Johnny Newman.
July 16, 1990	Re-signed forward Kenny Gattison.
July 26, 1990	Signed second-round draft pick Steve Scheffler.
July 27, 1990	Signed center Doug Roth.
July 28, 1990	Signed restricted free agent Johnny Newman after New York did not match the offer sheet.
August 1, 1990	Signed Muggsy Bogues to a contract extension.
August 29, 1990	Named Tom Nissalke assistant coach.
September 5, 1990	Waived forward Brian Rowsom.
September 10, 1990	Signed guard Jim Les.
October 3, 1990	Signed forward Mel McCants and guard Andre Turner.
October 10, 1990	Signed first-round draft pick Kendall Gill.
October 10, 1990	Waived forward Mel McCants and center Doug Roth.
October 23, 1990	Waived guards Andre Turner and Jim Les.
October 30, 1990	Waived guard Michael Holton and forward Richard Anderson.

## 1991

January 4, 1991	Acquired center Mike Gminski from Philadelphia in exchange for forward Armon Gilliam and center Dave Hoppen.
January 14, 1991	Signed forward/center Earl Cureton to a 10-day contract.
January 21, 1991	Signed guard Scott Haffner and forward Jeff Sanders to 10-day contracts.
January 29, 1991	Acquired center Eric Leckner from Sacramento in exchange for a 1993 second-round draft pick and future considerations.
January 31, 1991	Signed guard Scott Haffner to a second 10-day contract.
February 11, 1991	Signed guard Scott Haffner for the remainder of the season.
May 5, 1991	Announced the resignation of assistant coach Tom Nissalke.
May 31, 1991	Waived center Steve Scheffler.
June 26, 1991	Selected forward Larry Johnson with the first overall pick and forward Kevin Lynch with the 28th overall pick in the 1991 NBA Draft.
July 12, 1991	Waived forward Randolph Keys.
July 23, 1991	Announced a restructuring of the basketball staff, naming Allan Bristow head coach, Dave Twardzik director of player personnel and Gene Littles vice president and special assistant to the president.
August 7, 1991	Named Bill Hanzlik assistant coach.
August 11, 1991	Named T.R. Dunn assistant coach.
September 5, 1991	Signed guard Rex Chapman to a contract extension.
September 17, 1991	Signed guard John Crotty.
October 1, 1991	Signed forward Anthony Frederick and guard Byron Dinkins.



## HISTORY

### KEY DATES

October 3, 1991	Signed center Jawann Oldham and forward Anthony Blakley.
October 3, 1991	Re-signed center Eric Leckner.
October 11, 1991	Waived guard Scott Haffner.
October 29, 1991	Waived center Jawann Oldham and forward Anthony Blakley.
October 30, 1991	Signed first-round draft pick Larry Johnson.
October 31, 1991	Waived guards John Crotty and Byron Dinkins and claimed guard Greg Grant off waivers.
December 5, 1991	Signed second-round draft pick Kevin Lynch.
December 9, 1991	Signed guard Elliott Perry and waived guard Greg Grant.
December 10, 1991	Signed forward Tony Massenburg.
December 30, 1991	Signed forward Ron Grandison.
<b>1992</b>	
January 7, 1992	Waived forwards Ron Grandison and Tony Massenburg.
January 10, 1992	Signed forwards Ron Grandison and Michael Ansley to 10-day contracts.
January 20, 1992	Signed Ron Grandison to a second 10-day contract.
February 14, 1992	Signed guard Cedric Hunter to a 10-day contract.
February 19, 1992	Acquired forward Tom Hammonds from Washington in exchange for guard Rex Chapman.
February 20, 1992	Waived guard Cedric Hunter.
June 24, 1992	Selected center Alonzo Mourning with the second overall pick and guard Tony Bennett with the 35th overall pick in the 1992 NBA Draft.
July 9, 1992	Re-signed forward Kevin Lynch.
August 27, 1992	Signed guard Muggsy Bogues to a contract extension.
September 2, 1992	Signed guard Mark Baker, forward Kevin Roberson and center Lorenzo Williams.
September 21, 1992	Signed forward J.R. Reid to a contract extension.
September 23, 1992	Signed Mike Gminski to a contract extension and modified the contract of Johnny Newman.
October 6, 1992	Signed guard Demetrius Calip.
October 9, 1992	Signed second-round draft pick Tony Bennett.
October 26, 1992	Waived guard Demetrius Calip.
November 2, 1992	Waived guard Mark Baker and forward Kevin Roberson.
November 12, 1992	Signed first-round draft pick Alonzo Mourning, restructured the contract of guard Dell Curry and waived center Lorenzo Williams.
November 18, 1992	Signed guard/forward David Wingate.
December 9, 1992	Acquired forward Sidney Green, a 1993 first-round draft pick and a 1996 second-round draft pick from San Antonio in exchange for forward/center J.R. Reid.
December 24, 1992	Signed forward/center Kenny Gattison to a contract extension.
<b>1993</b>	
January 26, 1993	Waived forward Tom Hammonds.
June 30, 1993	Selected guard Greg Graham with the 17th overall pick and forward Scott Burrell with the 20th overall pick in the 1993 NBA Draft.
July 10, 1993	Re-signed guard/forward David Wingate.
August 28, 1993	Re-signed guard Kendall Gill.
September 1, 1993	Acquired guard Dana Barros, Eddie Johnson, the best of Charlotte's and Seattle's 1994 first-round draft picks and other considerations from Seattle in exchange for guard Kendall Gill.
September 3, 1993	Acquired guard Hersey Hawkins from Philadelphia in exchange for guard Dana Barros, forward Sidney Green, the draft rights to Greg Graham and the best of Charlotte's and Seattle's 1994 first-round draft picks.
September 7, 1993	Signed first-round draft pick Scott Burrell.
September 23, 1993	Signed guards Shawn McDaniel and Kelsey Weems, forward Bobby Martin and center LeRon Ellis.
October 5, 1993	Signed forward Larry Johnson to a contract extension.
October 6, 1993	Signed forward Edmund Wilson.
October 25, 1993	Waived forwards Edmund Wilson and Bobby Martin.

## KEY DATES

November 2, 1993	Waived guard Kelsey Weems.
November 4, 1993	Waived guard Shawn McDaniel.
November 5, 1993	Signed guard Steve Henson and waived forward Kevin Lynch.
November 22, 1993	Waived guard Steve Henson.
December 10, 1993	Acquired guard Rumeal Robinson from New Jersey in exchange for guard Johnny Newman.
<b>1994</b>	
January 1, 1994	Signed forward Lorenzo Williams.
January 4, 1994	Waived forward Lorenzo Williams.
February 1, 1994	Signed forward/center Marty Conlon to a 10-day contract.
February 15, 1994	Signed forward/center Marty Conlon to a second 10-day contract.
February 16, 1994	Signed center Tim Kempton to a 10-day contract.
February 24, 1994	Acquired forward Frank Brickowski from Milwaukee in exchange for center Mike Gminski and a conditional first-round draft pick.
February 25, 1994	Signed forward/center Marty Conlon for the remainder of the season and signed center Tim Kempton to a second 10-day contract.
March 22, 1994	Waived forward/center Marty Conlon.
June 22, 1994	Named John Bach assistant coach.
June 29, 1994	Selected forward Darrin Hancock with the 38th overall pick in the 1994 NBA Draft.
August 2, 1994	Acquired guard Michael Adams from Washington in exchange for second-round draft picks in 1996 and 1997.
August 4, 1994	Signed center Robert Parish.
August 30, 1994	Signed second-round draft pick Darrin Hancock.
October 6, 1994	Signed guards James Blackwell and Terry Boyd, forwards Thomas Elliott and Emmett Hall and centers Chad Gallagher and Brett Szabo.
October 7, 1994	Signed forward Tom Tolbert.
October 13, 1994	Waived guard Terry Boyd.
November 1, 1994	Waived guard James Blackwell, forwards Thomas Elliott and Emmett Hall and centers Chad Gallagher and Brett Szabo.
November 2, 1994	Signed forward Joe Courtney.
November 3, 1994	Signed forward Joe Wolf.
November 16, 1994	Signed guard Greg Sutton and waived forward Joe Courtney.
November 30, 1994	Signed guard James Blackwell.
December 17, 1994	Waived guard James Blackwell.
<b>1995</b>	
April 15, 1995	Waived forward Tom Tolbert.
June 13, 1995	Named Bob Bass vice president of basketball operations.
June 24, 1995	The Vancouver Grizzlies selected forward Kenny Gattison in 1995 NBA Expansion Draft.
June 27, 1995	Acquired guard Kendall Gill from Seattle in exchange for guard Hersey Hawkins and guard/forward David Wingate.
June 28, 1995	Selected center George Zidek with the 22nd overall pick in the 1995 NBA Draft.
September 26, 1995	Signed first-round draft pick George Zidek.
September 27, 1995	Signed forward Rafael Addison.
October 3, 1995	Signed guard Pete Myers.
October 4, 1995	Re-signed guard Greg Sutton and forward Joe Wolf and signed guards Corey Beck and Negele Knight.
October 5, 1995	Signed guards Duane Cooper and Dave Johnson.
October 10, 1995	Exercised the right of first refusal and assumed the contract that Minnesota offered restricted free agent forward/center LeRon Ellis.
October 19, 1995	Waived guards Duane Cooper and Dave Johnson.
October 24, 1995	Waived guard Negele Knight.
November 2, 1995	Waived guard Corey Beck.
November 3, 1995	Acquired guard/forward Glen Rice, guard Khalid Reeves, center Matt Geiger and a 1996 first-round draft pick from Miami in exchange for center Alonzo Mourning, forward/center LeRon Ellis and guard Pete Myers.
November 4, 1995	Waived forward Joe Wolf.
December 23, 1995	Signed guard Corey Beck.

## HISTORY

### KEY DATES

#### 1996

January 4, 1996	Waived guard Greg Sutton.
January 5, 1996	Waived guard Corey Beck.
January 19, 1996	Acquired guard Kenny Anderson and forward Gerald Glass from New Jersey in exchange for guards Kendall Gill and Khalid Reeves.
January 22, 1996	Signed guard Anthony Goldwire to a 10-day contract.
January 31, 1996	Signed guard Anthony Goldwire for the remainder of the season.
February 16, 1996	Signed guard Pete Myers.
February 22, 1996	Waived forward Gerald Glass.
February 23, 1996	Signed center Donald Hodge to a 10-day contract.
April 23, 1996	Announced that Allan Bristow would not return as head coach for the 1996-97 season.
May 29, 1996	Named Dave Cowens head coach.
June 10, 1996	Retained T.R. Dunn as assistant coach.
June 26, 1996	Selected guard Kobe Bryant with the 13th overall pick, guard Tony Delk with the 16th overall pick and forward Malik Rose with the 44th overall pick in the 1996 NBA Draft.
July 9, 1996	Named Lee Rose assistant coach.
July 11, 1996	Acquired center Vlade Divac from the Los Angeles Lakers in exchange for the rights to guard Kobe Bryant.
July 14, 1996	Acquired forwards Anthony Mason and Brad Lohaus from New York in exchange for forward Larry Johnson.
July 24, 1996	Signed first-round draft pick Tony Delk.
August 12, 1996	Named Mark Osowski assistant coach.
September 3, 1996	Signed forward Ochieil Swaby.
September 24, 1996	Signed forwards Jerrod Mustaf and Carlos Strong.
September 26, 1996	Signed second-round draft pick Malik Rose.
September 27, 1996	Waived forward Jerrod Mustaf.
October 3, 1996	Signed forward Bob McCann.
October 20, 1996	Signed guard Tony Smith.
October 22, 1996	Waived forward Ochieil Swaby.
October 24, 1996	Waived forward Bob McCann.
October 31, 1996	Waived forward Brad Lohaus.

#### 1997

January 3, 1997	Signed forward Jamie Feick to a 10-day contract.
January 16, 1997	Signed forward Jamie Feick to a second 10-day contract.
January 28, 1997	Signed center Eric Leckner to a 10-day contract.
January 30, 1997	Signed forward Tom Chambers and waived forward Carlos Strong and center Eric Leckner.
February 20, 1997	Acquired forward Donald Royal from Golden State in exchange for forward Scott Burrell.
February 20, 1997	Acquired guard Ricky Pierce from Denver in exchange for center George Zidek and guard Anthony Goldwire.
April 8, 1997	Waived forward Tom Chambers.
May 21, 1997	Exercised the option on the contract of Dell Curry for the 1997-98 season.
June 19, 1997	Declined the option on the contract of guard Tony Smith for the 1997-98 season.
July 1, 1997	Signed guard David Wesley.
July 16, 1997	Signed free agent forward/center J.R. Reid.
July 18, 1997	Named Paul Silas assistant coach.
August 19, 1997	Signed guard Bobby Phillips and waived guard Ricky Pierce.
August 22, 1997	Signed center Nate Wilbourne.
September 8, 1997	Promoted Bob Bass to executive vice president of basketball operations
September 10, 1997	Signed forwards Travis Williams and Tony Farmer.
September 12, 1997	Signed guard Darnell Mee.

## KEY DATES

October 2, 1997	Signed guard Corey Beck and forward Junior Burrough.
October 12, 1997	Waived forward Junior Burrough and center Nate Wilbourne.
October 28, 1997	Waived guard Darnell Mee.
November 7, 1997	Acquired guard B.J. Armstrong from Golden State in exchange for guards Muggsy Bogues and Tony Delk.
<b>1998</b>	
January 15, 1998	Signed forward Donald Royal to a 10-day contract.
January 22, 1998	Signed center Michael McDonald to a 10-day contract.
January 25, 1998	Signed forward Donald Royal to a second 10-day contract.
February 2, 1998	Signed guard Jeff Grayer to a 10-day contract.
February 3, 1998	Signed guard Vernon Maxwell to a 10-day contract.
February 4, 1998	Signed forward Donald Royal for the remainder of the season.
February 13, 1998	Signed guard Vernon Maxwell for the remainder of the season.
March 24, 1998	Waived forward Tony Farmer.
June 24, 1998	Selected guard/forward Ricky Davis with the 21st overall pick and center Andrew Betts with the 50th overall pick in the 1998 NBA Draft.
<b>1999</b>	
January 21, 1999	Signed forwards Derrick Coleman, Travis Williams and Chucky Brown, guards Eldridge Recasner, Percy Miller and Melvin Watson and centers Brad Miller and Charles Shackleford.
January 26, 1999	Signed forward Chuck Person.
February 1, 1999	Waived guards Percy Miller and Melvin Watson.
February 3, 1999	Signed forward Joe Wolf.
February 28, 1999	Signed guard/forward Willie Burton and waived forward Travis Williams.
March 7, 1999	Announced the resignation of Dave Cowens as head coach.
March 8, 1999	Named Paul Silas interim head coach.
March 8, 1999	Waived guard/forward Willie Burton.
March 10, 1999	Acquired guard Eddie Jones and center Elden Campbell from the Los Angeles Lakers in exchange for guard B.J. Armstrong, forward/center J.R. Reid and forward Glen Rice.
March 10, 1999	Signed forward Travis Williams to a 10-day contract and waived forward Joe Wolf.
March 16, 1999	Waived forward Travis Williams.
March 17, 1999	Signed guard Corey Beck to a 10-day contract.
March 27, 1999	Signed guard Corey Beck to a second 10-day contract.
April 6, 1999	Signed guard Corey Beck for the remainder of the season.
May 11, 1999	Removed the interim title and named Paul Silas head coach.
May 28, 1999	Named Jerry Eaves assistant coach.
June 30, 1999	Selected guard Baron Davis with the third overall pick and forward Lee Nailon with the 43rd overall pick in the 1999 NBA Draft.
July 26, 1999	Signed first-round draft pick Baron Davis.
August 11, 1999	Signed forward Eddie Robinson.
August 18, 1999	Signed center Todd Fuller.
October 4, 1999	Signed guard Jason Miskiri and forwards Tyrone Grant and Derek Hood.
November 8, 1999	Waived guard Jason Miskiri.
November 9, 1999	Signed guard Michael Hawkins.
November 18, 1999	Waived forward Tyrone Grant.
November 23, 1999	Waived forward Derek Hood.

## HISTORY

## KEY DATES

### 2000

January 12, 2000	Guard Bobby Phillips was killed in an automobile accident.
January 19, 2000	Acquired forward Dale Ellis from Milwaukee in exchange for second-round draft picks in 2000 and 2002.
February 9, 2000	Claimed forward Chucky Brown off waivers.
February 9, 2000	Retired jersey No. 13 in honor of guard Bobby Phillips.
June 5, 2000	Promoted Jeff Bower from director of scouting to assistant general manager and Stephen Silas from advance scout to assistant coach.
June 28, 2000	Selected center Jamaal Magloire with the 19th overall pick in the 2000 NBA Draft.
July 18, 2000	Signed first-round draft pick Jamaal Magloire.
August 1, 2000	Acquired forwards Jamal Mashburn, P.J. Brown, Otis Thorpe and Tim James and guard/forward Rodney Buford from Miami in exchange for guard Eddie Jones, guard/forward Ricky Davis and forwards Dale Ellis and Anthony Mason.
August 18, 2000	Signed 1999 second-round draft pick Lee Nailon.
August 21, 2000	Signed forward Darrin Hancock.
September 21, 2000	Signed guard Hersey Hawkins.
October 2, 2000	Signed forwards Caswell Cyrus and Terrance Roberson and waived guard/forward Rodney Buford.
October 16, 2000	Waived forwards Caswell Cyrus and Darrin Hancock.
November 6, 2000	Signed forward Jamal Mashburn to a contract extension.
December 19, 2000	Waived forward Terrance Roberson.

### 2001

January 26, 2001	Signed guard Doug Overton to a 10-day contract.
April 10, 2001	Signed forward Scott Burrell.
June 1, 2001	Picked up the fourth year team option on the contract of guard Baron Davis.
June 4, 2001	Promoted Jeff Bower from assistant general manager to general manager.
June 14, 2001	Acquired the rights to center Roberto Duenas from Chicago in exchange for the 45th overall pick in the 2001 NBA Draft.
June 27, 2001	Selected forward Kirk Haston with the 16th overall pick in the 2001 NBA Draft.
July 10, 2001	Signed first-round draft pick Kirk Haston.
July 23, 2001	Picked up the option on the contract of on Paul Silas.
July 23, 2001	Named Bob Donewald Jr. assistant coach.
July 24, 2001	Signed guard Bryce Drew.
July 25, 2001	Signed forward Stacey Augmon.
July 27, 2001	Signed David Wesley to a contract extension.
July 30, 2001	Named Brian Hill assistant coach.
August 13, 2001	Signed forward Matt Bullard.
August 27, 2001	Signed center Lorenzo Coleman.
August 29, 2001	Signed guard Cory Hightower.
September 28, 2001	Re-signed forward Lee Nailon.
October 2, 2001	Signed guard Ricky Moore.
October 4, 2001	Waived center Lorenzo Coleman and guard Cory Hightower.
October 23, 2001	Waived guard Ricky Moore.
October 25, 2001	Acquired forwards George Lynch, Robert Traylor and Jerome Moiso from Philadelphia and forward Chris Porter from Golden State in exchange for sending forward Derrick Coleman to Philadelphia in a three-team, eight-player trade.
October 26, 2001	Waived forward Chris Porter.
October 29, 2001	Waived forward Tim James.
November 19, 2001	Waived guard Eldridge Recasner.

## KEY DATES

## 2003

October 16, 2003 Named Bernie Bickerstaff general manager and head coach, Karl Hicks assistant general manager, Gary Brokaw director of player personnel, Tim Shea director of international scouting, Kenny Williamson director of scouting and Frank Ross scout.

## 2004

April 2, 2004 Named Gary Kloppenburg and John Outlaw assistant coaches, Drew Perry video coordinator and Mark Coffelt assistant athletic trainer/equipment manager.

May 26, 2004 Named Sam Mitchell lead assistant coach.

June 9, 2004 Named John-Blair Bickerstaff assistant coach and Joe Sharpe head athletic trainer.

June 21, 2004 Acquired the second overall pick in the 2004 NBA Draft from the Los Angeles Clippers and agreed to select forward Predrag Drobnjak in the Expansion Selection on June 22, in exchange for the fourth overall pick and 33rd overall selection in the 2004 NBA Draft.

June 22, 2004 Selected 19 players in the Charlotte Expansion Selection, including 10 players under contract and nine restricted free agents. Players under contract selected include Primoz Brezec (Indiana), Brandon Hunter (Boston), Jason Kapono (Cleveland), Zaza Pachulia (Orlando), Aleksandar Pavlovic (Utah), Jamal Sampson (L.A. Lakers), Theron Smith (Memphis), Gerald Wallace (Sacramento) and Jahidi White (Phoenix). Restricted free agents selected include Lonny Baxter (Washington), J.R. Bremer (Golden State), Maurice Carter (New Orleans), Desmond Ferguson (Portland), Marcus Fizer (Chicago), Richie Frahm (Seattle), Tamar Slay (New Jersey), Jeff Trepagnier (Denver) and Loren Woods (Miami).

June 23, 2004 Acquired the 45th overall pick in the 2004 NBA Draft from Milwaukee in exchange for Zaza Pachulia.

June 23, 2004 Acquired a future first-round pick from Cleveland in exchange for Aleksandar Pavlovic.

June 24, 2004 Selected forward/center Emeke Okafor with the second overall pick and guard Bernard Robinson with the 45th overall pick in the 2004 NBA Draft.

June 29, 2004 Named Gary Brokaw assistant coach.

July 9, 2004 Named Jeff Capel assistant coach.

July 14, 2004 Signed guard Jason Hart and forward Tamar Slay.

July 14, 2004 Acquired forward Melvin Ely and guard Eddie House from the Los Angeles Clippers in exchange for second-round picks in the 2005 and 2006 NBA Drafts.

July 26, 2004 Signed first-round draft pick Emeke Okafor.

July 28, 2004 Signed second-round draft pick Bernard Robinson.

August 16, 2004 Acquired a second-round pick in the 2005 NBA Draft from Atlanta in exchange for forward/center Predrag Drobnjak.

August 31, 2004 Signed guard Brevin Knight.

September 16, 2004 Signed guard Steve Smith.

September 21, 2004 Exercised the contract option on forward Melvin Ely.

September 30, 2004 Signed center Primoz Brezec to a multi-year contract extension.

November 1, 2004 Acquired guard Keith Bogans from Orlando in exchange for forward Brandon Hunter.

December 4, 2004 Waived guard Eddie House.

December 6, 2004 Acquired guard Kareem Rush from the Los Angeles Lakers in exchange for two second-round draft picks.

## 2005

February 23, 2005 Signed guard Matt Carroll from the Roanoke Dazzle of the National Basketball Development League.

February 24, 2005 Gained Cleveland's first-round pick in the 2005 NBA Draft. When Charlotte acquired a first-round pick from Phoenix via Cleveland through the Expansion Selection, the Cavaliers were permitted to keep the pick if it fell within certain draft positions. Cleveland now removes all restrictions on the pick, giving the selection to Charlotte.

February 24, 2005 Acquired forward Malik Allen and cash considerations from Miami in exchange for guard Steve Smith.

February 28, 2005 Signed guard Cory Alexander from the Roanoke Dazzle of the National Basketball Development League and waived center Jahidi White.

June 27, 2005 Extended qualifying offers to forward Gerald Wallace, forward Jason Kapono, guard Keith Bogans and guard Matt Carroll and exercised the fourth-year option on the contract of forward/center Emeke Okafor.

June 28, 2005 Selected guard Raymond Felton with the fifth overall pick and forward Sean May with the 13th selection in the 2005 NBA Draft.

July 7, 2005 Signed first-round draft picks Raymond Felton and Sean May.

August 2, 2005 Acquired forward/center Jake Voskuhl from Phoenix in exchange for a conditional 2007 second-round draft pick.

August 9, 2005 Signed guard/forward Alan Anderson.

August 12, 2005 Re-signed guard Kareem Rush.

August 19, 2005 Re-signed guard Brevin Knight.

August 31, 2005 Re-signed guard Matt Carroll and signed guard Kevin Bursleson.

September 27, 2005 Re-signed forward Gerald Wallace.

September 30, 2005 Re-signed guard Keith Bogans.

October 26, 2005 Acquired forward Jumaine Jones from the Los Angeles Lakers in exchange for a future second-round pick.



## HISTORY

### KEY DATES

#### 2006

February 9, 2006	Acquired forward Lonny Baxter from Houston in exchange for guard Keith Bogans.
April 1, 2006	Released guard Kareem Rush.
May 2, 2006	Picked up team options on guard Matt Carroll and guard/forward Alan Anderson for the 2006-07 season.
June 24, 2006	Exercised third-year options on the contracts of Raymond Felton and Sean May.
June 28, 2006	Selected forward Adam Morrison with the third overall pick and center Ryan Hollins with the 50th pick in of the 2006 NBA Draft.
July 6, 2006	Signed first-round draft pick Adam Morrison.
July 19, 2006	Signed forward Othella Harrington.
July 28, 2006	Re-signed forward Bernard Robinson.
July 31, 2006	Signed second-round draft pick Ryan Hollins.
August 14, 2006	Re-signed center Jake Voskuhl.
September 11, 2006	Signed forward Walter Herrmann.
November 17, 2006	Waived guard/forward Alan Anderson.
November 22, 2006	Allocated center Ryan Hollins to their D-League affiliate, the Fort Worth Flyers.
November 28, 2006	Signed guard Derek Anderson.
December 18, 2006	Recalled Ryan Hollins from the Fort Worth Flyers.

#### 2007

January 3, 2007	Acquired guard Jeff McInnis from New Jersey in exchange for forward Bernard Robinson.
February 13, 2007	Acquired forward Eric Williams, a 2009 second-round draft pick and cash considerations from San Antonio in exchange for forward Melvin Ely.
March 16, 2007	Waived forward Eric Williams.
May 31, 2007	Named Rod Higgins general manager.
June 7, 2007	Named Phil Ford, Lee Rose and Jeff Capel assistant coaches.
June 18, 2007	Named Buzz Peterson director of player personnel and Dell Curry and Paul Mokeski assistant coaches.
June 28, 2007	Acquired guard Jason Richardson and the draft rights to forward Jermareo Davidson (36th overall selection) from Golden State in exchange for the draft rights to forward Brandan Wright (eighth overall pick), and selected forward Jared Dudley with the 22nd overall pick.
June 29, 2007	Waived guard Brevin Knight.
July 2, 2007	Signed first-round draft pick Jared Dudley.
July 17, 2007	Re-signed guard Matt Carroll.
July 19, 2007	Re-signed forward Gerald Wallace.
July 26, 2007	Signed second-round draft pick Jermareo Davidson.
August 29, 2007	Re-signed guard Jeff McInnis.
September 21, 2007	Named Scott Howard director of scouting, Rich Sheubrooks director of global scouting and Darrel Johnson, Dennis Nutt and Jim Thrash scouts.
September 26, 2007	Named Mike Sanders assistant coach and Dell Curry and Muggsy Bogues team ambassadors.
October 1, 2007	Re-signed guard Derek Anderson.
December 4, 2007	Extended an offer sheet to restricted free agent forward Anderson Varejao that was matched by the Cavaliers.

#### 2008

January 24, 2008	Allocated forward Jermareo Davidson to their D-League affiliate, the Sioux Falls Skyforce.
January 31, 2008	Signed free agent guard Earl Boykins.
February 8, 2008	Recalled Jermareo Davidson from the Sioux Falls Skyforce.
February 29, 2008	Waive guard Jeff McInnis.
April 26, 2008	Relieved Sam Vincent of his duties as head coach.
April 29, 2008	Named Larry Brown head coach.
June 4, 2008	Named Dave Hanners, Phil Ford and Jeff Capel assistant coaches, Steve Stricker head athletic trainer and LaSalle Thompson strength and conditioning coach.
June 25, 2008	Acquired the 20th overall pick in the 2008 NBA Draft from Denver in exchange for a future protected first-round pick.
June 26, 2008	Selected guard D.J. Augustin with the ninth overall pick, center Alexis Ajinca with the 20th overall pick and guard Kyle Weaver with the 38th overall pick in the 2008 NBA Draft.

## KEY DATES

June 26, 2008	Selected guard D.J. Augustin with the ninth overall pick, center Alexis Ajinca with the 20th overall pick and guard Kyle Weaver with the 38th overall pick in the 2008 NBA Draft
July 6, 2008	Named Herb Brown assistant coach.
July 7, 2008	Signed first-round draft picks D.J. Augustin and Alexis Ajinca.
July 25, 2008	Re-signed center Ryan Hollins.
July 31, 2008	Re-signed forward/center Emeke Okafor.
August 6, 2008	Signed guard Shannon Brown.
August 11, 2008	Acquired a second-round pick in the 2009 NBA Draft from Oklahoma City in exchange for the draft rights to guard Kyle Weaver.
September 24, 2008	Extended an offer sheet to restricted free agent forward Carl Landry that was matched by the Rockets.
September 27, 2008	Signed forward Andre Brown, guard Donell Taylor and forward Marcus Williams.
October 14, 2008	Waived guard Donell Taylor and forward Marcus Williams.
October 16, 2008	Signed forward Justin Williams.
October 23, 2008	Waived forward Justin Williams.
October 27, 2008	Waived forward Jermareo Davidson.
October 28, 2008	Signed forward Linton Johnson III.
November 19, 2008	Waived forwards Andre Brown and Linton Johnson III.
November 24, 2008	Signed forward Dwayne Jones.
December 10, 2008	Acquired guard Raja Bell, forward Boris Diaw and guard Sean Singletary from Phoenix in exchange for forward Jared Dudley and guard Jason Richardson.
December 12, 2008	Signed forward Juwan Howard and waived forward Dwayne Jones.
<b>2009</b>	
January 16, 2009	Acquired center DeSagana Diop from Dallas in exchange for guard Matt Carroll and center Ryan Hollins.
January 29, 2009	Signed forward Cartier Martin to a 10-day contract.
February 7, 2009	Acquired forward Vladimir Radmanovic from the L.A. Lakers in exchange for forward Adam Morrison and guard Shannon Brown.
February 8, 2009	Signed forward Cartier Martin to a second 10-day contract.
February 18, 2009	Signed forward Cartier Martin for the remainder of the season.
March 9, 2009	Assigned Alexis Ajinca and Sean Singletary to the D-League Sioux Falls Skyforce.
March 11, 2009	Signed guard Dontell Jefferson to a 10-day contract.
March 21, 2009	Signed guard Dontell Jefferson to a second 10-day contract.
March 31, 2009	Signed guard Dontell Jefferson for the remainder of the season.
June 23, 2009	Extended a qualifying offer to guard Raymond Felton, making him a restricted free agent.
June 25, 2009	Selected Gerald Henderson with the 12th overall pick, Derrick Brown with the 40th overall pick and Robert Vaden with the 54th overall pick in the 2009 NBA Draft. Traded the rights to Vaden to Oklahoma City in exchange for cash considerations.
July 8, 2009	Signed first-round draft pick Gerald Henderson.
July 13, 2009	Signed second-round draft pick Derrick Brown.
July 28, 2009	Acquired center Tyson Chandler from New Orleans in exchange for forward/center Emeke Okafor.
September 25, 2009	Signed guards Ronald "Flip" Murray and Antonio Anderson.
September 28, 2009	Signed forward Stephen Graham.
October 6, 2009	Exercised the third-year option on the contract of D.J. Augustin.
October 22, 2009	Waived guards Antonio Anderson and Dontell Jefferson.
October 29, 2009	Exercised the third-year option on the contract of Alexis Ajinca.
November 16, 2009	Acquired guards Stephen Jackson and Acie Law from Golden State in exchange for guard Raja Bell and forward Vladimir Radmanovic.
November 30, 2009	Assigned Alexis Ajinca to the Maine Red Claws of the NBA D-League.

## HISTORY

### KEY DATES

#### 2010

February 2, 2010	Recalled Alexis Ajinca from the Maine Red Claws of the NBA D-League.
February 18, 2010	Acquired center Theo Ratliff from San Antonio in exchange for a protected second-round draft pick in 2016.
February 18, 2010	Acquired forward Tyrus Thomas from Chicago in exchange for Acie Law, Ronald "Flip" Murray and a future first-round draft pick.
March 13, 2010	Signed guard/forward Larry Hughes.
June 25, 2010	Extended a qualifying offer to Tyrus Thomas, making him a restricted free agent.
July 12, 2010	Re-signed forward Tyrus Thomas.
July 13, 2010	Acquired guard Matt Carroll, center Erick Dampier and forward Eduardo Najera from Dallas in exchange for centers Tyson Chandler and Alexis Ajinca.
July 20, 2010	Signed guard Shaun Livingston.
July 22, 2010	Signed forward Dominic McGuire.
August 6, 2010	Signed guard Sherron Collins.
August 24, 2010	Signed center Kwame Brown.
September 14, 2010	Waived center Erick Dampier.
September 27, 2010	Signed guard Javaris Crittenton and forward Darius Miles.
September 28, 2010	Signed center Matt Rogers.
October 15, 2010	Waived guard Javaris Crittenton.
October 21, 2010	Waived forward Darius Miles and center Matt Rogers.
December 9, 2010	Assigned guard Sherron Collins to the Maine Red Claws of the NBA D-League.
December 21, 2010	Recalled guard Sherron Collins from the Maine Red Claws of the NBA D-League.
December 22, 2010	Announced Head Coach Larry Brown is stepping down and named Paul Silas interim head coach.
December 26, 2010	Named Ralph Lewis, Charles Oakley and Stephen Silas assistant coaches.

#### 2011

February 16, 2011	Extended the contract of Paul Silas and removed the interim tag from his title.
February 24, 2011	Acquired forward Dante Cunningham, forward Sean Marks, center Joel Przybilla, two first-round draft picks and cash considerations from Portland in exchange for forward Gerald Wallace.
February 24, 2011	Acquired guard Morris Peterson and forward DJ White from Oklahoma City in exchange for center Nazr Mohammed.
February 24, 2011	Waived forward Derrick Brown, guard Sherron Collins and forward Dominic McGuire.
February 28, 2011	Waived guard Morris Peterson.
March 3, 2011	Re-signed forward Dominic McGuire and waived forward Sean Marks.
March 7, 2011	Signed guard Garrett Temple to a 10-day contract.
March 17, 2011	Signed guard Garrett Temple to a second 10-day contract.
March 27, 2011	Signed guard Garrett Temple for the remainder of the season.
June 14, 2011	Promoted Rod Higgins to President of Basketball Operations and named Rich Cho General Manager.
June 23, 2011	Selected guard Kemba Walker with the ninth overall pick in the 2011 NBA Draft. Acquired the rights to seventh overall pick Bismack Biyombo from Sacramento and forward Corey Maggette from Milwaukee in exchange for sending guards Stephen Jackson and Shaun Livingston and the draft rights to 19th overall pick Tobias Harris to Milwaukee. Selected center Jeremy Tyler with the 39th overall pick and traded his rights to Golden State in exchange for cash considerations.
June 27, 2011	Extended a qualifying offer to Dante Cunningham, making him a restricted free agent.
June 28, 2011	Named Rob Werdann assistant coach.
December 1, 2011	Announced Charles Oakley will not return as an assistant coach.
December 10, 2011	Signed forward Derrick Brown.
December 11, 2011	Signed first-round draft pick Kemba Walker.
December 12, 2011	Signed guard Will Blalock, forward Ronald Dupree, forward Taylor Griffin, forward Ismail Muhammad, forward Durrell Summers and guard Ben Uzoh.
December 14, 2011	Signed forward/center Melvin Ely.
December 15, 2011	Signed guard Reggie Williams.
December 19, 2011	Acquired forward/center Byron Mullens from Oklahoma City in exchange for a 2013 second-round draft pick.
December 19, 2011	Signed first-round draft pick Bismack Biyombo.
December 21, 2011	Waived guard Will Blalock, forward Ronald Dupree and forward Ismail Muhammad.
December 23, 2011	Waived forward/center Melvin Ely, forward Taylor Griffin and forward Durrell Summers.
December 24, 2011	Waived guard Ben Uzoh.
December 25, 2011	Claimed guard Cory Higgins off waivers from Denver.

## KEY DATES

## 2012

January 25, 2012	Exercised the fourth-year option on the contract of guard Gerald Henderson.
March 21, 2012	Waived forward Boris Diaw.
April 15, 2012	Signed forward Jamarion Moon.
April 30, 2012	Announced that Paul Silas will not return as head coach for the 2012-13 season.
June 20, 2012	Named Mike Dunlap head coach.
June 26, 2012	Acquired guard Ben Gordon and a future first-round draft pick from Detroit in exchange for forward Corey Maggette.
June 28, 2012	Selected forward Michael Kidd-Gilchrist with the second overall pick and forward Jeffery Taylor with the 31st overall pick in the 2012 NBA Draft.
June 29, 2012	Extended qualifying offers to guard D.J. Augustin and forward Derrick Brown, making them restricted free agents.
July 7, 2012	Signed first-round draft pick Michael Kidd-Gilchrist.
July 8, 2012	Named Rick Brunson assistant coach.
July 12, 2012	Withdrew the qualifying offer to guard D.J. Augustin.
July 13, 2012	Signed second-round draft pick Jeffery Taylor.
July 13, 2012	Signed guard Ramon Sessions.
July 14, 2012	Awarded center Brendan Haywood off waivers from Dallas after he was designated by the Mavericks as the team's amnesty player.
July 18, 2012	Withdrew the qualifying offer to forward Derrick Brown.
August 27, 2012	Named Dan Leibovitz and Brian Winters assistant coaches.
September 6, 2012	Re-signed guard Cory Higgins.
September 25, 2012	Signed forward Jeff Adrien, guard Paris Horne, forward Josh Owens and forward DaJuan Summers.
October 6, 2012	Waived forward Jeff Adrien and guard Paris Horne.
October 26, 2012	Exercised the third-year options on the contracts of forward Bismack Biyombo and guard Kemba Walker.
October 27, 2012	Waived forward Josh Owens and forward DaJuan Summers.
November 13, 2012	Acquired forward Hakim Warrick from New Orleans in exchange for guard Matt Carroll.
December 9, 2012	Signed forward Jeff Adrien and waived guard Cory Higgins.

## 2013

February 21, 2013	Acquired forward Josh McRoberts from the Orlando Magic in exchange for forward Hakim Warrick.
March 14, 2013	Signed guard Jannero Pargo to a 10-day contract.
March 24, 2013	Signed guard Jannero Pargo to a second 10-day contract.
April 3, 2013	Signed guard Jannero Pargo for the remainder of the season.
April 23, 2013	Relieved Mike Dunlap of his duties as head coach.
May 29, 2013	Named Steve Clifford head coach.
June 27, 2013	Selected forward Cody Zeller with the fourth overall pick of the 2013 NBA Draft.
June 28, 2013	Extended a qualifying offer to guard Gerald Henderson, making him a restricted free agent.
July 1, 2013	Named Patrick Ewing associate head coach and Bob Beyer, Bob Weiss and Mark Price assistant coaches.
July 10, 2013	Requested waivers on forward Tyrus Thomas, designating him as the team's amnesty player.
July 10, 2013	Signed first-round draft pick Cody Zeller.
July 10, 2013	Signed center Al Jefferson.
July 11, 2013	Re-signed forward Josh McRoberts.
July 30, 2013	Re-signed guard Gerald Henderson.
August 9, 2013	Re-signed guard Jannero Pargo.
August 19, 2013	Signed forward Anthony Tolliver.
September 5, 2013	Signed forward James Southerland.
September 27, 2013	Signed guards Troy Daniels and Abdul Gaddy and center Patrick O'Bryant.
October 9, 2013	Waived guards Troy Daniels and Abdul Gaddy.
October 23, 2013	Waived center Patrick O'Bryant.
December 11, 2013	Signed guard/forward Chris Douglas-Roberts and waived forward James Southerland.

## HISTORY

### KEY DATES

#### 2014

February 20, 2014	Acquired guards Gary Neal and Luke Ridnour from Milwaukee in exchange for guard Ramon Sessions and forward Jeff Adrien.
March 2, 2014	Waived guard Ben Gordon.
March 4, 2014	Signed center Justin Hamilton to a 10-day contract.
March 21, 2014	Signed forward DJ White to a 10-day contract.
March 31, 2014	Signed forward DJ White to a second 10-day contract.
April 10, 2014	Signed forward DJ White for the remainder of the season.
June 13, 2014	Announced Rod Higgins stepped down as president of basketball operations.
June 18, 2014	Named Steve Hetzel assistant coach.
June 26, 2014	Selected forward Noah Vonleh with the ninth overall pick, guard Shabazz Napier with the 24th overall pick and forward Dwight Powell with the 45th overall pick in the 2014 NBA Draft. Traded the rights to Napier to Miami in exchange for the draft rights to guard P.J. Hairston (26th overall pick) and guard Semaj Christon (55th overall pick). Traded the rights to Christon to Oklahoma City in exchange for cash considerations.
July 9, 2014	Named Pat Delany assistant coach.
July 10, 2014	Extended an offer sheet to restricted free agent forward Gordon Hayward that was matched by the Jazz.
July 10, 2014	Named Chad Buchanan assistant general manager.
July 12, 2014	Acquired guard Scotty Hopson and cash considerations from Cleveland in exchange for center Brendan Haywood and the draft rights to forward Dwight Powell.
July 13, 2014	Traded guard Scotty Hopson to New Orleans in exchange for cash considerations.
July 18, 2014	Signed guard Lance Stephenson.
July 21, 2014	Signed forward Marvin Williams.
July 23, 2014	Signed guard Brian Roberts.
July 25, 2014	Re-signed guard Jannero Pargo.
July 25, 2014	Signed first-round draft pick Noah Vonleh.
August 22, 2014	Signed first-round draft pick P.J. Hairston.
September 22, 2014	Signed guard Justin Cobbs, forward Dallas Lauderdale and center Brian Qvale.
September 28, 2014	Signed forward Jason Maxiell.
October 24, 2014	Waived guard Justin Cobbs, forward Dallas Lauderdale and center Brian Qvale.
December 28, 2014	Assigned forward Noah Vonleh to the Fort Wayne Mad Ants of the NBA D-League.
December 28, 2014	Assigned forward Jeffery Taylor to the Austin Spurs of the NBA D-League.
December 31, 2014	Recalled forward Noah Vonleh from the Fort Wayne Mad Ants of the NBA D-League.

#### 2015

January 10, 2015	Recalled forward Jeffery Taylor from the Austin Spurs of the NBA D-League.
February 4, 2015	Signed guard Elliot Williams to 10-day contract.
February 4, 2015	Waived guard Jannero Pargo.
February 10, 2015	Acquired guards Mo Williams and Troy Daniels, along with cash considerations, from the Minnesota Timberwolves in exchange for guard Gary Neal and Miami's 2019 second-round draft pick.
February 10, 2015	Released guard Elliot Williams from his 10-day contract.
June 15, 2015	Acquired forward Matt Barnes and forward/center Spencer Hawes from the Los Angeles Clippers in exchange for guard Lance Stephenson.
June 24, 2015	Acquired guard/forward Nicolas Batum from the Portland Trail Blazers in exchange for guard Gerald Henderson and forward Noah Vonleh.
June 25, 2015	Acquired guard Luke Ridnour from the Memphis Grizzlies in exchange for forward Matt Barnes.
June 25, 2015	Acquired guard Jeremy Lamb from the Oklahoma City Thunder in exchange for guard Luke Ridnour and a conditional 2016 second-round draft pick.
June 26, 2015	Selected forward/center Frank Kaminsky with the ninth overall pick and forward Juan Vaulet with the 39th overall pick in the 2015 NBA Draft. Traded the rights to Vaulet to the Brooklyn Nets in exchange for a conditional 2018 second-round draft pick, a 2019 second-round draft pick and cash considerations.
July 2, 2015	Named Bruce Kreuzer assistant coach.
July 2, 2015	Signed first-round draft pick Frank Kaminsky.
July 9, 2015	Signed guard Jeremy Lin.
July 14, 2015	Signed guard Aaron Harrison.

## KEY DATES

July 22, 2015	Signed forward Tyler Hansbrough.
July 28, 2015	Signed guard Elliot Williams.
September 15, 2015	Signed forward Sam Thompson and center Jason Washburn.
October 16, 2015	Signed guard/forward Damien Wilkins.
October 23, 2015	Waived forward Sam Thompson, forward Jason Washburn, guard/forward Damien Wilkins and guard Elliot Williams
November 2, 2015	Signed guard Jeremy Lamb to a contract extension
November 2, 2015	Exercised team option on forward/center Cody Zeller
December 2, 2015	Signed Head Coach Steve Clifford to a multiyear contract extension
<b>2016</b>	
January 21, 2016	Assigned guard Aaron Harrison to the Oklahoma City Blue, the NBA D-League
January 23, 2016	Recalled guard Aaron Harrison from the Oklahoma City Blue
February 3, 2016	Reassigned guard Aaron Harrison to the Oklahoma City Blue, the NBA D-League
February 7, 2016	Recalled guard Aaron Harrison from the Oklahoma City Blue
February 16, 2016	Acquired guard Courtney Lee from the Memphis Grizzlies in a three-way trade, sending guard/forward P.J. Hairston, a 2018 second-round pick and Brooklyn's 2019 second-round pick to Memphis, and trading guard Brian Roberts to the Miami Heat
February 20, 2016	Signed guard Jorge Gutierrez to a 10-day contract
March 1, 2016	Signed guard Jorge Gutierrez to a second 10-day contract
March 11, 2016	Signed guard Jorge Gutierrez for remainder of 2015-16 season
March 13, 2016	Assigned guard Aaron Harrison to the Erie BayHawks, the NBA D-League
April 3, 2016	Recalled guard Aaron Harrison from the Erie BayHawks
June 23, 2016	Selected guard Malachi Richardson with the 22nd overall pick in the 2016 NBA Draft
June 29, 2016	Extended qualifying offer to guard Troy Daniels
July 7, 2016	Acquired guard/forward Marco Belinelli from the Sacramento Kings in exchange for the draft rights to guard Malachi Richardson
July 7, 2016	Re-signed guard/forward Nicolas Batum
July 7, 2016	Signed center Roy Hibbert
July 7, 2016	Signed guard Ramon Sessions
July 7, 2016	Signed guard Brian Roberts
July 10, 2016	Re-signed forward Marvin Williams
July 12, 2016	Traded Troy Daniels to the Memphis Grizzlies in exchange for a trade exception and cash considerations
July 14, 2016	Signed forward Christian Wood
July 25, 2016	Signed center Mike Tobey
July 26, 2016	Signed guard/forward Treveon Graham
September 7, 2016	Signed guard Andrew Andrews and Rasheed Sulaimon
September 23, 2016	Signed forward Perry Ellis
October 20, 2016	Waived guard Andrew Andrews
October 22, 2016	Waived forward Perry Ellis, guard Rasheed Sulaimon and center Mike Tobey
October 29, 2016	Exercised third-year option on forward/center Frank Kaminsky
October 31, 2016	Signed forward/center Cody Zeller to a multi-year extension
November 17, 2016	Assigned guard Aaron Harrison and forward Christian Wood to Greensboro Swarm
November 20, 2016	Recalled guard Aaron Harrison and forward Christian Wood from Greensboro Swarm
November 25, 2016	Assigned guard Aaron Harrison to Greensboro Swarm
November 27, 2016	Recalled guard Aaron Harrison from Greensboro Swarm
December 7, 2016	Assigned guard Aaron Harrison and forward Christian Wood to Greensboro Swarm
December 31, 2016	Recalled guard Aaron Harrison and forward Christian Wood from Greensboro Swarm



## HISTORY

## KEY DATES

### 2017

January 3, 2017	Waived guard Aaron Harrison
January 6, 2017	Assigned forward Christian Wood to Greensboro Swarm
January 20, 2017	Recalled forward Christian Wood from Greensboro Swarm
February 2, 2017	Acquired center Miles Plumlee and cash considerations from Milwaukee Bucks in exchange for forward/center Spencer Hawes and center Roy Hibbert
February 3, 2017	Signed center Mike Tobey from Greensboro Swarm to a 10-day contract
February 3, 2017	Signed guard Ray McCallum from Grand Rapids Drive to a 10-day contract
February 13, 2017	Acquired center Chris Andersen and cash considerations in exchange for a protected 2017 second round pick
February 13, 2017	Waived center Chris Andersen
February 13, 2017	Signed center Mike Tobey to a second 10-day contract
February 13, 2017	Signed guard Ray McCallum to a second 10-day contract
February 24, 2017	Signed forward Johnny O'Bryant from the Northern Arizona Suns to a 10-day contract
February 27, 2017	Signed guard Briante Weber from the Sioux Falls Skyforce to a 10-day contract
March 6, 2017	Signed forward Johnny O'Bryant to a second 10-day contract
March 9, 2017	Signed guard Briante Weber to a second 10-day contract
March 16, 2017	Signed forward Johnny O'Bryant to multi-year contract
March 19, 2017	Signed guard Briante Weber to multi-year contract
June 6, 2017	Named Mike Batiste assistant coach
June 20, 2017	Acquired center Dwight Howard and 31st overall pick in the 2017 NBA Draft in exchange for center Miles Plumlee, guard/forward Marco Belinelli and the 41st overall pick in the 2017 NBA Draft
June 22, 2017	Selected guard Malik Monk from Kentucky with the 11th overall pick in the 2017 NBA Draft
June 22, 2017	Acquired the draft rights to Dwayne Bacon (40th overall pick), and cash considerations in exchange for the draft rights to Frank Jackson (31st overall pick)
July 2, 2017	Signed guard Malik Monk
July 6, 2017	Signed guard/forward Dwayne Bacon
July 6, 2017	Named Buzz Peterson Assistant General Manager
July 7, 2017	Signed guard Michael Carter-Williams
July 28, 2017	Waived guard Briante Weber
August 2, 2017	Signed guard Marcus Paige and center/forward Mangok Mathiang to two-way contracts
August 2, 2017	Signed forward Isaiah Hicks and guard T.J. Williams
August 23, 2017	Signed guard Julian Stone
September 15, 2017	Signed guard Terry Henderson
September 17, 2017	Signed forward Luke Petrasek
September 22, 2017	Named Stephen Silas Associate Head Coach and added Eddie Jordan as Assistant Coach
October 13, 2017	Waived Terry Henderson, Isaiah Hicks, Luke Petrasek and T.J. Williams
December 8, 2017	Assigned guard Julian Stone to Greensboro Swarm
December 9, 2017	Recalled guard Julian Stone from Greensboro Swarm
December 22, 2017	Assigned guard Julian Stone to Greensboro Swarm
December 23, 2017	Recalled guard Julian Stone from Greensboro Swarm
December 25, 2017	Assigned guards Malik Monk and Dwayne Bacon to Greensboro Swarm
December 26, 2017	Assigned guard Julian Stone to Greensboro Swarm
December 26, 2017	Recalled guard Dwayne Bacon from Greensboro Swarm
December 27, 2017	Recalled guard Malik Monk from Greensboro Swarm
December 28, 2017	Assigned guard/forward Dwayne Bacon to Greensboro Swarm
December 31, 2017	Recalled guards Dwayne Bacon and Julian Stone from Greensboro Swarm

## KEY DATES

## 2018

January 8, 2018	Assigned guard/forward Dwayne Bacon to Greensboro Swarm
January 12, 2018	Recalled guard/forward Dwayne Bacon from Greensboro Swarm
February 7, 2018	Acquired center Willy Hernangomez in exchange for forward Johnny O'Bryant, and Charlotte's second-round picks in the 2020 and 2021 NBA Drafts
April 8, 2018	Named Mitch Kupchak President of Basketball Operations & General Manager
April 13, 2018	Relieved Steve Clifford of head coaching duties
May 10, 2018	Named James Borrego Head Coach
June 21, 2018	Acquired the draft rights to Miles Bridges (No. 12 overall pick) and two future second-round draft picks from the Los Angeles Clippers in exchange for the draft rights to Shai Gilgeous-Alexander (No. 11 overall pick), acquired the draft rights to Devonte' Graham (No. 34 overall pick) from the Atlanta Hawks in exchange for two future second-round draft picks, and selected Arnoldsas Kulboka with the 55th overall pick in the 2018 NBA Draft
July 2, 2018	Named Jay Triano, Chad Iske, Jay Hernandez, Ronald Nored and Dutch Gaitley Assistant Coaches. Signed J.P. Macura to two-way contract. Signed draft night acquisition Miles Bridges.
July 6, 2018	Signed Devonte Graham. Acquired Timofey Mozgov and draft considerations in exchange for Dwight Howard.
July 7, 2018	Acquired Bismack Biyombo in exchange for Timofey Mozgov and Julian Stone.
July 22, 2018	Signed free agent Tony Parker.
July 25, 2018	Signed free agents Jaylen Barford, Joe Chealey, Zach Smith and Isaiah Wilkins.
August 15, 2018	Waived Mangok Mathiang (two-way contract).
October 11, 2018	Waived Jaylen Barford and Isaiah Wilkins
October 13, 2018	Converted Joe Chealey to a two-way contract and waived Zach Smith
October 30, 2018	Assign Devonte Graham to Greensboro Swarm
November 4, 2018	Recall Devonte Graham from Greensboro Swarm
November 9, 2018	Assign Devonte Graham to Greensboro Swarm
November 11, 2018	Recall Devonte Graham from Greensboro Swarm
December 1, 2018	Assign Dwayne Bacon and Devonte Graham to Greensboro Swarm
December 2, 2018	Recall Dwayne Bacon and Devonte Graham from Greensboro Swarm
December 8, 2018	Assign Dwayne Bacon to Greensboro Swarm
December 9, 2018	Recall Dwayne Bacon from Greensboro Swarm
December 12, 2018	Assign Dwayne Bacon and Devonte Graham to Greensboro Swarm
December 12, 2018	Recall Dwayne Bacon and Devonte Graham from Greensboro Swarm
December 27, 2018	Assign Dwayne Bacon and Devonte Graham to Greensboro Swarm
December 28, 2018	Recall Dwayne Bacon and Devonte Graham from Greensboro Swarm
December 30, 2018	Assign Dwayne Bacon to Greensboro Swarm

## 2019

January 2, 2019	Recall Dwayne Bacon from Greensboro Swarm
January 3, 2019	Assign Dwayne Bacon to Greensboro Swarm
January 4, 2019	Recall Dwayne Bacon from Greensboro Swarm
January 4, 2019	Assign Dwayne Bacon to Greensboro Swarm
January 5, 2019	Recall Dwayne Bacon from Greensboro Swarm
January 21, 2019	Assign Dwayne Bacon and Devonte Graham to Greensboro Swarm
January 22, 2019	Recall Devonte Graham from Greensboro Swarm
January 24, 2019	Recall Dwayne Bacon from Greensboro Swarm
January 31, 2019	Assign Dwayne Bacon to Greensboro Swarm
February 6, 2019	Recall Dwayne Bacon from Greensboro Swarm
February 7, 2019	Assign Dwayne Bacon and Devonte Graham to Greensboro Swarm
February 8, 2019	Recall Dwayne Bacon and Devonte Graham from Greensboro Swarm
February 11, 2019	Claimed Shelvin Mack off waivers (Memphis)
February 22, 2019	Assign Dwayne Bacon and Devonte Graham to Greensboro Swarm
February 25, 2019	Recall Dwayne Bacon and Devonte Graham from Greensboro Swarm
February 27, 2019	Assign Devonte Graham to Greensboro Swarm

## HISTORY

### KEY DATES

#### 2019 CONT...

February 28, 2019	Assign Dwayne Bacon to Greensboro Swarm
March 1, 2019	Recall Dwayne Bacon from Greensboro Swarm
March 2, 2019	Assign Dwayne Bacon to Greensboro Swarm
March 3, 2019	Recall Dwayne Bacon and Devonte Graham from Greensboro Swarm
March 5, 2019	Assign Dwayne Bacon and Devonte Graham to Greensboro Swarm
March 6, 2019	Recall Dwayne Bacon and Devonte Graham from Greensboro Swarm
February 28, 2019	Assign Dwayne Bacon to Greensboro Swarm
March 1, 2019	Recall Dwayne Bacon from Greensboro Swarm
March 2, 2019	Assign Dwayne Bacon to Greensboro Swarm
March 3, 2019	Recall Dwayne Bacon and Devonte Graham from Greensboro Swarm
March 5, 2019	Assign Dwayne Bacon and Devonte Graham to Greensboro Swarm
March 6, 2019	Recall Dwayne Bacon and Devonte Graham from Greensboro Swarm
June 20, 2019	Selected PJ Washington, Cody Martin and Jalen McDaniels in the 2019 NBA Draft
July 3, 2019	Hornets signed first-round draft pick PJ Washington
July 6, 2019	Hornets acquired Terry Rozier III and a 2020 second round draft pick from the Boston Celtics in exchange for Kemba Walker and a 2020 second round draft pick
July 9, 2019	Signed Robert Franks to a two-way contract as a free agent
July 31, 2019	Signed second-round draft pick Cody Martin and free agent Caleb Martin
August 6, 2019	Signed free agents Joe Chealey and Josh Perkins
August 9, 2019	Signed free agent Thomas Welsh
September 9, 2019	Signed Ahmed Hill to a two-way contract as a free agent
September 16, 2019	Signed free agent Kobi Simmons
October 3, 2019	Named Nick Friedman Player Development Coach
October 10, 2019	Waived Thomas Welsh. Signed second-round draft pick Jalen McDaniels.
October 13, 2019	Waived Joe Chealey and Josh Perkins
October 19, 2019	Waived Ahmed Hill, converted Kobi Simmons to a two-way contract, signed Caleb Martin and Jalen McDaniels
October 28, 2019	Assigned Jalen McDaniels to G League
November 7, 2019	Assigned Caleb and Cody Martin to G League
November 7, 2019	Recalled Jalen McDaniels, Caleb and Cody Martin from G League
November 7, 2019	Assigned Jalen McDaniels to G League
November 11, 2019	Assigned Caleb Martin to G League
November 13, 2019	Recalled Caleb Martin from G League
November 16, 2019	Assigned Caleb Martin to G League
November 23, 2019	Recalled Caleb Martin and Jalen McDaniels from G League
November 24, 2019	Assigned Caleb Martin, Cody Martin and Jalen McDaniels to G League
November 24, 2019	Recalled Cody Martin from G League
November 26, 2019	Recalled Caleb Martin and Jalen McDaniels from G League
November 27, 2019	Assigned Caleb Martin and Jalen McDaniels to G League
November 30, 2019	Assigned Cody Martin to G League
December 4, 2019	Recalled Cody Martin from G League
December 5, 2019	Assigned Cody Martin to G League
December 8, 2019	Recalled Caleb Martin, Cody Martin and Jalen McDaniels from G League
December 9, 2019	Assigned Caleb Martin, Cody Martin and Jalen McDaniels to G League
December 10, 2019	Recalled Cody Martin from G League
December 15, 2019	Recalled Caleb Martin and Jalen McDaniels from G League
December 17, 2019	Assigned Jalen McDaniels to G League
December 18, 2019	Assigned Caleb Martin to G League

#### 2020

January 6, 2020	Recalled Caleb Martin and Jalen McDaniels from G League
January 7, 2020	Assigned Caleb Martin and Jalen McDaniels to G League
January 15, 2020	Waived Two-Way player Robert Franks; signed Ray Spalding to Two-Way contract
February 8, 2020	Waived Marvin Williams and Michael Kidd-Gilchrist
February 8, 2020	Recalled Caleb Martin and Jalen McDaniels from G League

## KEY DATES

February 19, 2020	Assigned Dwayne Bacon to G League
February 21, 2020	Signed Joe Chealey to a 10-day contract
March 3, 2020	Signed Joe Chealey to a 10-day contract
March 9, 2020	Recalled Dwayne Bacon from G League
November 18, 2020	Selected LaMelo Ball, Vernon Carey Jr. and Grant Riller in the 2020 NBA Draft. Acquired Nick Richards in draft-night trade
November 29, 2020	Waived Nicolas Batum and Ray Spalding. Acquired Gordon Hayward in sign-and-trade transaction with the Boston Celtics.
November 30, 2020	Re-signed Bismack Biyombo. Signed LaMelo Ball, Vernon Carey Jr. and Nick Richards to contracts. Signed Nate Darling and Grant Riller to Two-Way contracts, signed Keandre Cook, Javin DeLaurier, Xavier Sneed and Khalil Whitney to Exhibit 10 contracts.
December 19, 2020	Waive Keandre Cook, Javin DeLaurier, Xavier Sneed and Khalil Whitney.
<b>2021</b>	
January 27, 2021	Assigned Jalen McDaniels and Nick Richards to the Greensboro Swarm
January 28, 2021	Recalled Nick Richards from the Greensboro Swarm
February 12, 2021	Recalled Jalen McDaniels from the Greensboro Swarm
February 17, 2021	Assigned Nick Richards to the Greensboro Swarm
March 6, 2021	Recalled Vernon Carey Jr. and Nick Richards from the Greensboro Swarm
March 25, 2021	Acquired Brad Wanamaker, Toronto's 2022 second-round pick and cash considerations from Golden State in exchange for a 2025 second-round pick
July 29, 2021	Selected James Bouknight (11th overall), Scottie Lewis (56th overall) and Balsa Koprivica (57th overall) in the 2021 NBA Draft.
July 30, 2021	Acquired Kai Jones (19th overall) from New York in exchange for a 2022 protected first-round pick on draft night
August 3, 2021	Signed James Bouknight and Kai Jones. Signed Arnoldas Kulboka and Scottie Lewis to Two-Way contracts.
August 6, 2021	Acquired Mason Plumlee and JT Thor (37th overall) from Detroit in exchange for Balsa Koprivica
August 7, 2021	Signed Ish Smith and Kelly Oubre Jr. to contracts. Signed DJ Carton to an Exhibit 10 contract. As part of a three-team trade, acquired Wes Iwundu, cash considerations and a 2022 first-round pick from New Orleans and the draft rights to Tyler Harvey from Memphis in exchange Devonte' Graham in a sign-and-trade.
August 9, 2021	Signed Head Coach James Borrego to a multiyear contract extension.
August 19, 2021	Signed Terry Rozier to a multiyear contract extension.
September 20, 2021	Signed Xavier Sneed to an Exhibit 10 contract.
October 8, 2021	Signed Jalen Crutcher and Cameron McGriff to Exhibit 10 contracts after waiving DJ Carton and Xavier Sneed.
October 14, 2021	Signed LiAngelo Ball to a contract after waiving Jalen Crutcher and Cameron McGriff.
<b>2022</b>	
February 10, 2022	Acquired Montrezl Harrell via trade with the Washington Wizards in exchange for Vernon Carey Jr. and Ish Smith.
March 2, 2022	Signed Isaiah Thomas to a 10-day contract.
March 12, 2022	Signed Isaiah Thomas to a second 10-day contract.
March 22, 2022	Signed Isaiah Thomas for the rest of the season.
June 23, 2022	Drafted Jalen Duren in the first round (13th overall) of the 2022 NBA Draft. Drafted Mark Williams in the first round (15th overall) of the 2022 NBA Draft Drafted Josh Minott in the second round (45th overall) of the 2022 NBA Draft. Traded Jalen Duren to the New York Knicks in exchange for a 2023 first round pick, three 2023 second round picks and a 2024 second round pick. Traded Josh Minott and a 2023 second round pick to the Minnesota Timberwolves in exchange for Bryce McGowens.
July 2, 2022	Signed Mark Williams to a multiyear contract and Bryce McGowens to a two-way contract.
July 6, 2022	Signed Cody Martin to a multiyear contract.
September 23, 2022	Signed Dennis Smith Jr.
October 15, 2022	Signed Théo Maledon to a two-way contract.
<b>2023</b>	
February 9, 2023	Traded Mason Plumlee to the Los Angeles Clippers in exchange for Reggie Jackson, a future second-round pick and cash. Traded Jalen McDaniels and a future second-round pick to the Philadelphia 76ers as part of a four-team trade in exchange for Svi Mykhailiuk and two future second-round picks.
February 12, 2023	Waived Reggie Jackson.
February 16, 2023	Signed Bryce McGowens to a multiyear deal.
June 22, 2023	Selected Brandon Miller (second overall) and Nick Smith Jr. (27th overall) in the first round of the 2023 NBA Draft. Selected Colby Jones (34th), Mouhamed Gueye (39th) and Amari Bailey (41st) in the second round of the 2023 NBA Draft.
June 28, 2023	Traded Mouhamed Gueye and Colby Jones to the Boston Celtics in exchange for James Nnaji.
July 2, 2023	Signed Brandon Miller to a multiyear contract. Signed Miles Bridges.

## HISTORY

### KEY DATES

July 3, 2023	Signed Nick Smith Jr. to a multiyear contract.
July 14, 2023	Signed Amari Bailey to a two-way contract.
July 19, 2023	Signed Leaky Black to a two-way contract.
August 3, 2023	Waived Xavier Sneed.
August 5, 2023	Signed Frank Ntilikina.
August 29, 2023	Signed P.J. Washington Jr. to a multiyear contract.
August 30, 2023	Waived Kobi Simmons.
September 29, 2023	Signed Théo Maledon to a two-way contract.
	Signed Edmond Sumner.
October 11, 2023	Waived Kai Jones.

## DRAFT HISTORY

## 2023 NBA DRAFT

RD	PICK	PLAYER	FROM	POS	HT	WT
1	2	Brandon Miller	Alabama	F	6-9	200
1	27	Nick Smith Jr.	Arkansas	G	6-5	185
2	34	Colby Jones*	Xavier	G	6-6	205
2	39	Mouhamed Gueye*	Washington	C	6-11	210
2	41	Amari Bailey	UCLA	G	6-5	185

\*Rights traded to the Boston Celtics in exchange for the rights to James Nnaji.

## 2022 NBA DRAFT

RD	PICK	PLAYER	FROM	POS	HT	WT
1	13	Jalen Duren*	Memphis	C	6-10	250
1	15	Mark Williams	Duke	C	7-0	250
2	45	Josh Minott**	Memphis	F	6-8	205

\*Rights traded to the New York Knicks in exchange for a 2023 first round pick, three 2023 second round picks and a 2024 second round pick.

\*\*Rights traded to the Minnesota Timberwolves along with a 2023 second round pick in exchange for Bryce McGowens.

## 2021 NBA DRAFT

RD	PICK	PLAYER	FROM	POS	HT	WT
1	11	James Bouknight	Connecticut	G	6-4	190
2	56	Scottie Lewis	Florida	G	6-5	189
2	57	Balsa Koprivica*	Florida State	C	7-1	240

\*Rights traded to the Detroit Pistons in exchange for Mason Plumlee and JT Thor.

## 2020 NBA DRAFT

RD	PICK	PLAYER	FROM	POS	HT	WT
1	3	LaMelo Ball	Illawarra	G	6-7	180
2	32	Vernon Carey Jr.	Duke	C	6-9	270
2	56	Grant Riller	College of Charleston	G	6-2	190

## 2019 NBA DRAFT

RD	PICK	PLAYER	FROM	POS	HT	WT
1	12	PJ Washington	Kentucky	F	6-7	230
2	36	Cody Martin	Nevada	G/F	6-5	205
2	52	Jalen McDaniels	San Diego State	F	6-10	205

## 2018 NBA DRAFT

RD	PICK	PLAYER	FROM	POS	HT	WT
1	11	Shai Gilgeous-Alexander*	Kentucky	G	6-6	181
1	12	Miles Bridges**	Michigan State	F	6-7	225
2	34	Devonte' Graham***	Kansas	G	6-2	185
2	45	Hamidou Diallo****	Kentucky	G	6-5	198
2	55	Arnoldas Kulboka	Bamberg (Germany)	F/G	6-10	213

\*Rights traded to the Los Angeles Clippers in exchange for the rights to forward Miles Bridges (12th overall) and second-round picks in 2020 and 2021 on draft night.

\*\*Rights acquired from the Los Angeles Clippers along with second-rounds picks in 2020 and 2021 in exchange for the draft rights to guard Shai Gilgeous-Alexander (11th overall) on draft night

\*\*\*Rights acquired from the Atlanta Hawks in exchange for second-round picks in 2019 and 2023 on draft night

\*\*\*\*Rights traded to the Oklahoma City Thunder in exchange for a 2019 second-round pick on July 6, 2018.

## 2017 NBA DRAFT

RD	PICK	PLAYER	FROM	POS	HT	WT
1	11	Malik Monk	Kentucky	G	6-3	200
2	31	Frank Jackson*	Duke	G	6-3	205
2	40	Dwayne Bacon**	Florida State	G/F	6-7	221

\*Rights traded to New Orleans Pelicans in exchange for the rights to guard/forward Dwayne Bacon (40th overall) and cash considerations on draft night

\*\*Rights acquired from New Orleans Pelicans on June 22, 2017 along with cash considerations in exchange for the draft rights to Frank Jackson (31st overall)

## 2016 NBA DRAFT

RD	PICK	PLAYER	FROM	POS	HT	WT
1	22	Malachi Richardson*	Syracuse	G	6-6	205

\* Rights traded to Sacramento in exchange for guard/forward Marco Belinelli on July 7, 2016

## 2015 NBA DRAFT

RD	PICK	PLAYER	FROM	POS	HT	WT
1	9	Frank Kaminsky	Wisconsin	F/C	7-0	242
2	39	Juan Vaulet *	Argentina	G	6-6	200

\* Rights traded to Brooklyn on June 25, 2015, in exchange for a conditional 2018 second-round draft pick, a 2019 second-round draft pick and cash considerations.



## HISTORY

### DRAFT HISTORY

#### 2014 NBA DRAFT

RD	PICK	PLAYER	FROM	POS	HT	WT
1	9	Noah Vonleh	Indiana	F	6-10	240
1	24	Shabazz Napier*	Connecticut	G	6-1	175
1	26	P.J. Hairston**	North Carolina	G	6-5	215
2	45	Dwight Powell***	Stanford	F	6-11	234
2	55	Semaj Christon****/*****	Xavier	G	6-3	186

\* Rights traded to Miami on June 26, 2014, in exchange for the draft rights to P.J. Hairston (26th overall) and Semaj Christon (55th overall), along with a 2019 second-round draft pick and cash considerations

\*\* Rights acquired from Miami on June 26, 2014, along with the rights to Semaj Christon (55th overall), a 2019 second-round draft pick and cash considerations in exchange for the rights to Shabazz Napier

\*\*\* Rights traded to Cleveland along with Brendan Haywood on July 12, 2014, in exchange for Scotty Hopson and cash considerations

\*\*\*\* Rights acquired from Miami on June 26, 2014, along with the rights to P.J. Hairston (26th overall), a 2019 second-round draft pick and cash considerations in exchange for the rights to Shabazz Napier

\*\*\*\*\* Rights traded to Oklahoma City on June 26, 2014, in exchange for cash considerations

#### 2013 NBA DRAFT

RD	PICK	PLAYER	FROM	POS	HT	WT
1	4	Cody Zeller	Indiana	F	7-0	240

#### 2012 NBA DRAFT

RD	PICK	PLAYER	FROM	POS	HT	WT
1	2	Michael Kidd-Gilchrist	Kentucky	F	6-7	232
2	31	Jeffery Taylor	Vanderbilt	F	6-7	225

#### 2011 NBA DRAFT

RD	PICK	PLAYER	FROM	POS	HT	WT
1	7	Bismack Biyombo*	Dem. Rep. of Congo	F	6-9	245
1	9	Kemba Walker	Connecticut	G	6-1	184
1	19	Tobias Harris**/****	Tennessee	F	6-8	223
2	39	Jeremy Tyler****	Tokyo Apache	C	6-11	263

Rights acquired from Sacramento as part of three-team trade in which Charlotte also received Corey Maggette from Milwaukee in exchange for Stephen Jackson, Shaun Livingston

#### 2010 NBA DRAFT

RD	PICK	PLAYER	FROM	POS	HT	WT
No selections						

#### 2009 NBA DRAFT

RD	PICK	PLAYER	FROM	POS	HT	WT
1	12	Gerald Henderson	Duke	G	6-4	215
2	40	Derrick Brown*	Xavier	F	6-8	227
2	54	Robert Vaden**	UAB	G	6-5	205

\* Pick acquired from New Jersey via Oklahoma City on August 11, 2008

\*\* Rights traded to Oklahoma City in exchange for cash considerations

#### 2008 NBA DRAFT

RD	PICK	PLAYER	FROM	POS	HT	WT
1	9	D.J. Augustin	Texas	G	6-0	180
1	20	Alexis Ajinca*	France	C	7-0	220
2	38	Kyle Weaver**	Washington State	G	6-6	201

\* Pick acquired from Denver in exchange for a future protected first-round pick on June 25, 2008

\*\* Rights traded to Oklahoma City in exchange for a 2009 second-round draft pick (via New Jersey)

#### 2007 NBA DRAFT

RD	PICK	PLAYER	FROM	POS	HT	WT
1	8	Brandon Wright*	North Carolina	F	6-9	205
1	22	Jared Dudley**	Boston College	F	6-7	225
2	36	Jermareo Davidson***	Alabama	F	6-10	230

\* Rights traded to Golden State in exchange for Jason Richardson and the rights to Jermareo Davidson (36th overall)

\*\* Pick acquired from Cleveland (via Toronto) in exchange for Aleksandar Pavlovic on June 23, 2004

\*\*\* Acquired rights from Golden State along with Jason Richardson in exchange for the rights to Brandon Wright (8th overall)

## DRAFT HISTORY

## 2006 NBA DRAFT

RD	PICK	PLAYER	FROM	POS	HT	WT
1	3	Adam Morrison	Gonzaga	F	6-8	205
2	50	Ryan Hollins*	UCLA	C	7-0	230

\* Pick acquired from Sacramento in exchange for Jason Hart on August 2, 2005

## 2005 NBA DRAFT

RD	PICK	PLAYER	FROM	POS	HT	WT
1	5	Raymond Felton	North Carolina	G	6-1	198
1	13	Sean May*	North Carolina	F	6-9	266

\* Pick acquired from Phoenix (via Cleveland) in exchange for drafting Jahidi White in the 2004 Charlotte Expansion Selection

## 2004 NBA DRAFT

RD	PICK	PLAYER	FROM	POS	HT	WT
1	2	Emeka Okafor*	Connecticut	F/C	6-10	252
2	45	Bernard Robinson**	Michigan	F	6-6	210

\* Pick acquired from L.A. Clippers in exchange for the 4th and 33rd overall picks and agreeing to draft Predrag Drobnjak in the 2004 Charlotte Expansion Selection

\*\* Pick acquired from Milwaukee in exchange for Zaza Pachulia.

## 2001 NBA DRAFT

RD	PICK	PLAYER	FROM	POS	HT	WT
1	16	Kirk Haston	Indiana	F	6-9	242

## 2000 NBA DRAFT

RD	PICK	PLAYER	FROM	POS	HT	WT
1	19	Jamaal Magloire	Kentucky	C	6-11	259

## 1999 NBA DRAFT

RD	PICK	PLAYER	FROM	POS	HT	WT
1	3	Baron Davis	UCLA	G	6-3	212
2	43	Lee Nailon	Texas Christian	F	6-9	241

## 1998 NBA DRAFT

RD	PICK	PLAYER	FROM	POS	HT	WT
1	21	Ricky Davis	Iowa	G	6-7	202
2	50	Andrew Betts	Long Beach State	C	7-1	275

## 1997 NBA DRAFT

RD	PICK	PLAYER	FROM	POS	HT	WT
No selections						

## 1996 NBA DRAFT

RD	PICK	PLAYER	FROM	POS	HT	WT
1	13	Kobe Bryant*	Lower Merion HS	G	6-6	200
1	16	Tony Delk**	Kentucky	G	6-1	189
2	44	Malik Rose	Drexel	F	6-7	250

\* Rights traded to L.A. Lakers on July 11, 1996, in exchange for Vlade Divac

\*\* Pick acquired from Miami along with Glen Rice, Khalid Reeves and Matt Geiger on November 3, 1995, in exchange for Alonzo Mourning, LeRon Ellis and Pete Myers

## 1995 NBA DRAFT

RD	PICK	PLAYER	FROM	POS	HT	WT
1	22	George Zidek	UCLA	C	7-0	250

## 1994 NBA DRAFT

RD	PICK	PLAYER	FROM	POS	HT	WT
2	38	Darrin Hancock	Kansas	F	6-7	208

## 1993 NBA DRAFT

RD	PICK	PLAYER	FROM	POS	HT	WT
1	17	Greg Graham*	Indiana	G	6-4	174
1	20	Scott Burrell**	Connecticut	F	6-7	218

\* Rights traded to Philadelphia along with Dana Barros and Sidney Green on September 3, 1993, in exchange for Hersey Hawkins

\*\* Pick acquired from San Antonio along with Sidney Green and a 1996 second-round draft pick on December 9, 1992, in exchange for J.R. Reid

## HISTORY

### 1992 NBA DRAFT

RD	PICK	PLAYER	FROM	POS	HT	WT
1	2	Alonzo Mourning	Georgetown	C	6-10	240
2	35	Tony Bennett	Wisconsin-Green Bay	G	6-0	175

### 1991 NBA DRAFT

RD	PICK	PLAYER	FROM	POS	HT	WT
1	1	Larry Johnson	UNLV	F	6-7	250
2	28	Kevin Lynch*	Minnesota	G/F	6-5	200

\* Pick acquired from Denver on September 11, 1989, in exchange for Tim Kempton

### 1990 NBA DRAFT

RD	PICK	PLAYER	FROM	POS	HT	WT
1	5	Kendall Gill	Illinois	G	6-5	204
2	39	Steve Scheffler	Purdue	C	6-9	253

### 1989 NBA DRAFT

RD	PICK	PLAYER	FROM	POS	HT	WT
1	5	J.R. Reid	North Carolina	F/C	6-9	256
2	29	Dyron Nix*	Tennessee	F	6-7	210

\* Rights traded to Indiana on June 27, 1989, in exchange for Stuart Gray

### 1988 NBA DRAFT

RD	PICK	PLAYER	FROM	POS	HT	WT
1	8	Rex Chapman	Kentucky	G	6-4	185
2	34	Tom Tolbert	Arizona	F	6-7	235
3	58	Jeff Moore	Auburn	F	6-7	205

## HORNETS ALL-STAR WEEKEND

### EASTERN CONFERENCE ALL-STAR TEAM

Larry Johnson	Starter	1993
Alonzo Mourning (DNP)	Reserve	1994
Larry Johnson	Reserve	1995
Alonzo Mourning	Reserve	1995
Glen Rice	Reserve	1996
Glen Rice*	Reserve	1997
Glen Rice	Reserve	1998
Eddie Jones	Starter	2000
Baron Davis	Reserve	2002
Gerald Wallace	Reserve	2010
Kemba Walker	Reserve	2017
Kemba Walker	Reserve	2018
Kemba Walker	Starter	2019
LaMelo Ball	Reserve	2022

\*Rice named All-Star MVP

### ROOKIE GAME/ROOKIE CHALLENGE/ RISING STARS CHALLENGE

George Zidek	Rookie	1996
Baron Davis	Sophomore	2001
Lee Nailon	Sophomore	2002
Emeka Okafor (DNP)	Rookie	2005
Emeka Okafor (DNP)	Sophomore	2006
Raymond Felton	Sophomore	2007
Adam Morrison	Rookie	2007
Kemba Walker	Team Shaq	2012
Michael Kidd-Gilchrist	Team Shaq	2013
Kemba Walker	Team Shaq	2013
Cody Zeller	USA	2015
Frank Kaminsky	USA	2017
Miles Bridges	USA	2020
Devonte' Graham	USA	2020
P.J. Washington Jr.	USA	2020
LaMelo Ball	USA	2021*
LaMelo Ball	Team Payton	2022

\*event was not held due to holding all All-Star events on one night

### 3-POINT SHOOTOUT

Dell Curry	Tied for fifth place	1992
Dell Curry	Tied for sixth place	1994
Scott Burrell	Third place	1995
Glen Rice	Tied for sixth place	1996
Glen Rice	Third place	1997
Glen Rice	Tied for seventh place	1998
Kemba Walker	Third place	2017
Kemba Walker	Ninth place	201

### SLAM DUNK CONTEST

Rex Chapman	Sixth place	1990
Rex Chapman	Third place	1991
Kendall Gill	Eighth place	1991
Larry Johnson	Second place	1992
Ricky Davis	Fourth place	2000
Baron Davis	Third place	2001
Gerald Wallace	Tied for third place	2010
Miles Bridges	Third place	2019

### 2BALL COMPETITION

Glen Rice/Andrea Stinson	Fifth place	1998
David Wesley/Dawn Staley	Third place	2001

## NBA AWARDS & HONORS

### ALL-NBA TEAM

Larry Johnson	Second Team	1992-93
Glen Rice	Second Team	1996-97
Anthony Mason	Second Team	1996-97
Glen Rice	Third Team	1997-98
Eddie Jones	Third Team	1999-2000
Al Jefferson	Third Team	2013-14

### ALL-DEFENSIVE TEAM

Anthony Mason	Second Team	1996-97
Eddie Jones	Second Team	1998-99
Eddie Jones	Second Team	1999-2000
P.J. Brown	Second Team	2000-01
Gerald Wallace	First Team	2009-10

### SIXTH MAN OF THE YEAR

Dell Curry	1993-94
------------	---------

### ROOKIE OF THE YEAR

Larry Johnson	1991-92
Emeka Okafor	2004-05
LaMelo Ball	2020-21

### ALL-ROOKIE TEAM

Rex Chapman	Second Team	1988-89
J.R. Reid	Second Team	1989-90
Kendall Gill	First Team	1990-91
Larry Johnson	First Team	1991-92
Alonzo Mourning	First Team	1992-93
Emeka Okafor	First Team	2004-05
Raymond Felton	Second Team	2005-06
Walter Herrmann	Second Team	2006-07
Adam Morrison	Second Team	2006-07
D.J. Augustin	Second Team	2008-09
Michael Kidd-Gilchrist	Second Team	2012-13
Cody Zeller	Second Team	2013-14
P.J. Washington Jr.	Second Team	2019-20
LaMelo Ball	First Team	2020-21

### EXECUTIVE OF THE YEAR

Bob Bass	1996-97
----------	---------

### ALL-STAR GAME MVP

Glen Rice	1997
-----------	------

### PLAYER OF THE MONTH

Glen Rice	February 1997
Jamal Mashburn	March 2002
Al Jefferson	March 2014, April 2014

### COACH OF THE MONTH

Dave Cowens	April 1997
Paul Silas	April 2000
Larry Brown	January 2010
Steve Clifford	April 2014
Steve Clifford	March 2016

### ROOKIE OF THE MONTH

Larry Johnson	December 1991, February 1992, March 1992
Alonzo Mourning	March 1993, April 1993
Emeka Okafor	November 2004, December 2004, April 2005
Raymond Felton	February 2006, March 2006, April 2006
Adam Morrison	November 2006
Walter Herrmann	April 2007
Michael Kidd-Gilchrist	November 2012
LaMelo Ball	December/January 2021, February 2021, March 2021

### PLAYER OF THE WEEK

Larry Johnson	Week ending March 22, 1992
Larry Johnson	Week ending February 14, 1993
Alonzo Mourning	Week ending April 18, 1993
Larry Johnson	Week ending April 25, 1993
Larry Johnson	Week ending January 15, 1995
Glen Rice	Week ending January 5, 1997
Glen Rice	Week ending February 2, 1997
Glen Rice	Week ending December 14, 1997
Baron Davis	Week ending November 26, 2000
Gerald Wallace	Week ending November 28, 2005
Gerald Wallace	Week ending March 25, 2007
Gerald Wallace	Week ending April 8, 2007
Gerald Wallace	Week ending January 20, 2008
Jason Richardson	Week ending March 9, 2008
Jason Richardson	Week ending March 30, 2008
Gerald Wallace	Week ending November 29, 2009
Stephen Jackson	Week ending January 17, 2010
Kemba Walker	Week ending February 23, 2014
Al Jefferson	Week ending March 16, 2014
Al Jefferson	Week ending April 6, 2014
Kemba Walker	Week ending January 12, 2015
Mo Williams	Week ending March 9, 2015
Nicolas Batum	Week ending November 15, 2015
Kemba Walker	Week ending January 24, 2016
Kemba Walker	Week ending March 13, 2016
Kemba Walker	Week ending March 6, 2017
Kemba Walker	Week ending October 21, 2018
Kemba Walker	Week ending April 7, 2019
Terry Rozier	Week ending March 28, 2021
Miles Bridges	Week ending October 25, 2021

# RECORDS



## TEAM HIGHS

## POINTS

Game	158	at Indiana	1/26/22
Half	87	at Indiana (2nd)	1/26/22
Quarter	51	at Milwaukee (1st)	1/6/23
Overtime	20	vs. New York	3/26/18
	20	at Golden State	1/28/11
	20	at Dallas	1/4/20

## REBOUNDS

Game	68	at Brooklyn	3/21/18
	68	vs. Houston	12/20/91
Half	40	at Brooklyn (2nd)	3/21/18
	40	vs. Chicago (2nd)	1/9/01
Quarter	23	vs. Atlanta (4th)	1/9/02
Overtime	11	vs. Indiana	1/17/15
	11	at Washington	1/30/93

## OFFENSIVE REBOUNDS

Game	29	vs. Houston	12/20/91
Half	18	vs. Chicago (2nd)	1/9/01
Quarter	12	vs. Miami (4th)	4/5/13
Overtime	4	Eight times	

## DEFENSIVE REBOUNDS

Game	55	at Philadelphia	3/29/16
Half	29	at Philadelphia (1st)	3/29/16
	29	at Denver (1st)	1/31/15
Quarter	19	vs. Denver (2nd)	12/12/92
Overtime	9	at Washington	1/30/93

## ASSISTS

Game	42	vs. Dallas	2/11/14
Half	24	at New Orleans (2nd)	3/11/22
	24	vs. Sacramento (2nd)	12/2/97
	24	at Cleveland (1st)	4/9/89
Quarter	17	vs. Golden State (1st)	2/6/92
Overtime	6	vs. Minnesota	12/31/16
	6	vs. Philadelphia	5/4/99

## STEALS

Game	24	at Houston	11/30/89
Half	14	vs. Denver (2nd)	2/19/92
	14	at Houston (2nd)	11/30/89
Quarter	10	vs. Denver (3rd)	2/19/92
Overtime	3	Six times	

## TURNOVERS

Game	33	at Washington	11/23/93
Half	19	at Washington (2nd)	11/23/93
Quarter	12	vs. Miami (3rd)	12/28/11
Overtime	5	vs. Milwaukee	2/6/99
	5	vs. Minnesota	4/12/91

## BLOCKS

Game	16	vs. Toronto	11/25/09
Half	11	vs. Toronto (2nd)	12/14/10
Quarter	8	vs. Golden State (3rd)	12/8/99
Overtime	2	Several times	

## PERSONAL FOULS

Game	39	vs. New York*	11/2/90
	39	at Cleveland	4/9/89
Half	29	vs. New York (2nd)	11/2/90
Quarter	18	vs. New York (4th)	10/31/97
Overtime	11	vs. Portland	2/9/07

## FIELD GOALS MADE

Game	58	vs. Golden State	2/6/92
Half	34	vs. Golden State (1st)	2/6/92
Quarter	20	at Milwaukee (1st)	1/6/23
	20	vs. Golden State (1st)	2/6/92
Overtime	7	Four Times	

## FIELD GOALS ATTEMPTED

Game	114	vs. Detroit*	12/14/22
Half	63	vs. Houston (2nd)	12/20/91
Quarter	35	vs. San Antonio (2nd)	2/15/23
Overtime	13	at Houston	11/27/21
	13	at Atlanta	12/28/13

## FIELD GOAL PERCENTAGE

Game	.658	at Memphis (50-76)	12/19/08
Half	.739	vs. Golden State (1st) (34-46)	2/6/92
Quarter	.923	vs. Detroit (3rd) (12-13)	2/18/95
Overtime	.875	vs. New York (7-8)	3/26/18
	.875	at Golden State (7-8)	1/28/11

## 3-POINT FIELD GOALS MADE

Game	24	at Indiana	1/26/22
	24	vs. Detroit	1/5/22
Half	16	vs. Toronto (1st)	3/13/21
Quarter	11	vs. Toronto (1st)	3/13/21
Overtime	3	Six Times	
	1	- tied for NBA record	

## 3-POINT FIELD GOALS ATTEMPTED

Game	51	vs. Detroit*	12/14/22
	51	at Milwaukee	12/1/21
Half	30	at Milwaukee (1st)	1/6/23
	30	vs. Toronto (1st)	3/13/21
Quarter	20	vs. Denver (4th)	5/11/21
Overtime	7	at Houston	11/27/21
	7	vs. New Orleans	3/11/17

## THREE-POINT FIELD GOAL PERCENTAGE

Game	1.000	vs. Sacramento (2-2)	1/10/91
	1.000	at L.A. Clippers (1-1)	3/18/90
Half	1.000	Seven times	
Quarter	1.000	Several times	
Overtime	1.000	Several times	

## FREE THROWS MADE

Game	43	at Golden State	12/2/05
Half	32	vs. Chicago (2nd)	1/9/01
Quarter	21	vs. Cleveland (4th)	12/8/07
Overtime	10	Five times	

## FREE THROWS ATTEMPTED

Game	55	at Toronto	1/17/00
Half	36	vs. Orlando (2nd)	11/6/04
	36	vs. Phoenix (2nd)	1/27/98
Quarter	28	at Indiana (3rd)	3/27/98
Overtime	13	vs. Chicago	12/16/08

## FREE THROW PERCENTAGE

Game	1.000	Seven times	
Half	1.000	Several times	
Quarter	1.000	Several times	
Overtime	1.000	Several times	

\*Denotes Number of Overtime Periods



## RECORDS

### TEAM LOWS

#### POINTS

Game	59	at Boston	10/28/09
Half	19	vs. New York (2nd)	11/1/00
Quarter	6	at Milwaukee (2nd)	2/27/96
Overtime	2	Five times	

#### REBOUNDS

Game	21	at Utah	3/5/07
	21	at Cleveland	2/13/96
	21	at Seattle	2/27/95
Half	9	Six times	
Quarter	1	vs. Atlanta (2nd)	1/20/07
	1	vs. Portland (2nd)	11/19/97
	1	at Boston (1st)	1/6/89
Overtime	1	Seven times	

#### OFFENSIVE REBOUNDS

Game	1	vs. Chicago	1/5/10
Half	0	Several times	
Quarter	0	Several times	
Overtime	0	Several times	

#### DEFENSIVE REBOUNDS

Game	11	vs. Indiana	2/2/94
Half	5	Six times	
Quarter	1	Several times	
Overtime	0	Four times	

#### ASSISTS

Game	8	at Miami	3/20/10
Half	1	at Chicago (2nd)	3/23/15
Quarter	0	Several times	
Overtime	0	Several times	

#### STEALS

Game	0	vs. Atlanta	3/6/09
Half	0	Several times	
Quarter	0	Several times	
Overtime	0	Several times	

#### TURNOVERS

Game	3	at Sacramento	1/2/18
Half	0	vs. Detroit (1st)	12/14/22
Quarter	0	Several times	
Overtime	0	Several times	

#### BLOCKS

Game	0	Several times	
Half	0	Several times	
Quarter	0	Several times	
Overtime	0	Several times	

#### PERSONAL FOULS

Game	7	at Philadelphia	3/29/16
Half	2	Five times	
Quarter	0	Several times	
Overtime	0	Nine times	

#### FIELD GOALS MADE

Game	21	at Miami	3/20/10
	21	vs. Toronto	2/10/06
Half	6	at New York (2nd)	11/1/00
Quarter	1	Four times	
Overtime	1	Several times	

#### FIELD GOALS ATTEMPTED

Game	57	vs. Detroit	4/14/99
Half	25	vs. Miami (2nd)	12/20/00
	25	at Milwaukee (2nd)	4/16/99
	25	at Miami (1st)	11/12/96
Quarter	9	vs. Cleveland (4th)	12/8/07
	9	vs. Indiana (4th)	3/28/97
	9	vs. New Jersey (4th)	3/26/90
Overtime	4	Six times	

#### FIELD GOAL PERCENTAGE

Game	.284	vs. Houston (23-81)	12/8/06
Half	.167	at Miami (2nd) (6-36)	3/20/10
Quarter	.053	vs. Utah (3rd) (1-19)	2/8/90
Overtime	.091	at Seattle (1-11)	3/7/02

#### 3-POINT FIELD GOALS MADE

Game	0	Several times	
Half	0	Several times	
Quarter	0	Several times	
Overtime	0	Several times	

#### 3-POINT FIELD GOALS ATTEMPTED

Game	0	vs. Boston	2/1/91
	0	vs. Cleveland	4/4/88
Half	0	Several times	
Quarter	0	Several times	
Overtime	0	Several times	

#### 3-POINT FIELD GOAL PERCENTAGE

Game	.000	Several times	
Half	.000	Several times	
Quarter	.000	Several times	
Overtime	.000	Several times	

#### FREE THROWS MADE

Game	3	vs. Washington	11/17/21
	3	at Boston	1/30/19
	3	at New York	4/20/21
Half	0	Seven times	
Quarter	0	Several times	
Overtime	0	Several times	

#### FREE THROWS ATTEMPTED

Game	6	vs. Washington	11/17/21
	6	vs. Orlando	4/19/98
	6	vs. Houston	4/10/90
Half	0	Four times	
Quarter	0	Several times	
Overtime	0	Several times	

#### FREE THROW PERCENTAGE

Game	.375	at New York	1/30/19
Half	.000	Four times	
Quarter	.000	Several times	
Overtime	.000	Several times	

## INDIVIDUAL HIGHS

## POINTS

Game	60	Kemba Walker vs. Philadelphia	11/17/18
Half	38	Kemba Walker at Utah (2nd)	4/17/19
Quarter	24	Kelly Oubre Jr. vs. Detroit (4th)	1/5/22
	24	Kemba Walker at Washington (4th)	12/28/18
Overtime	12	Larry Johnson vs. Toronto	11/19/95

## REBOUNDS

Game	30	Dwight Howard at Brooklyn	3/21/18
Half	20	Dwight Howard at Brooklyn	3/21/18
Quarter	13	Kurt Rambis vs. Indiana (1st)	2/18/89
Overtime	6	Michael Kidd-Gilchrist vs. Indiana	1/17/15
	6	Al Jefferson at Washington	4/9/14

## OFFENSIVE REBOUNDS

Game	11	Six times	
Half	8	Dwight Howard at Brooklyn (2nd)	3/21/18
	8	Byron Mullens at Milwaukee (2nd)	4/6/12
	8	Alonzo Mourning vs. Seattle (1st)	3/9/95
Quarter	7	Dwight Howard at Brooklyn (3rd)	3/21/18
Overtime	3	Four times	

## DEFENSIVE REBOUNDS

Game	22	Dwight Howard at Dallas	3/24/18
Half	13	Dwight Howard at Dallas (2nd)	3/24/18
	13	Emeka Okafor vs. New York (2nd)	12/4/04
Quarter	10	Elden Campbell vs. Chicago (3rd)	3/15/00
Overtime	5	Michael Kidd-Gilchrist vs. Pacers	1/17/15

## ASSISTS

Game	20	Brevin Knight at Cleveland*	1/11/05
Half	13	Brevin Knight vs. L.A. Lakers (2nd)	3/12/05
	13	Muggsy Bogues vs. New York (1st)	3/27/89
Quarter	11	Michael Holton vs. Philadelphia (1st)	12/1/89
Overtime	5	D.J. Augustin at Golden State	1/28/11

## STEALS

Game	9	Eddie Jones vs. Indiana	11/4/99
Half	7	Jason Richardson at New Jersey (1st)	4/15/08
Quarter	5	Four times	
Overtime	2	Five times	

## TURNOVERS

Game	9	Five Times	
Half	7	LaMelo Ball vs. Washington (1st)	4/10/22
	7	Dwight Howard at Miami (1st)	12/1/17
	7	Tyson Chandler at San Antonio (2nd)	12/11/09
Quarter	5	Nine times	
Overtime	3	Mo Williams vs. Washington	3/27/15

## BLOCKS

Game	12	Vlade Divac vs. New Jersey	2/12/97
Half	8	Emeka Okafor at New York (1st)	1/12/07
	8	Vlade Divac vs. New Jersey (2nd)	2/12/97
Quarter	5	Eight times	
Overtime	2	Five times	

## PERSONAL FOULS

Game	6	Several times	
Half	6	Willy Hernangomez (2nd)	1/19/19
	6	Jared Dudley (2nd)	3/17/08
	6	Scott Burrell vs. Boston (2nd)	11/22/95
Quarter	5	Several times	
Overtime	5	Matt Carroll vs. Portland	2/9/07

## FIELD GOALS MADE

Game	21	Kemba Walker vs. Philadelphia	11/17/18
Half	13	Terry Rozier at Cleveland (2nd)	12/23/20
Quarter	9	Kemba Walker at Washington (4th)	12/29/18
	9	Kemba Walker at Detroit (4th)	1/5/17
	9	Kemba Walker vs. Sacramento (4th)	11/23/15
	9	Dell Curry at Philadelphia (2nd)	4/14/89
Overtime	4	Seven times	

## FIELD GOALS ATTEMPTED

Game	34	Kemba Walker vs. Philadelphia	11/17/18
Half	23	Terry Rozier at Cleveland (2nd)	12/18/19
Quarter	13	Kemba Walker at Washington (4th)	12/29/18
	13	Kemba Walker vs. Orlando (4th)	12/27/14
Overtime	6	Nine times	

## 3-POINT FIELD GOALS MADE

Game	10	Four times	
Half	8	Kelly Oubre Jr. vs. Detroit (2nd)	1/5/22
Quarter	8	Kelly Oubre Jr. vs. Detroit (4th)	1/5/22
Overtime	3	Kemba Walker vs. New York	3/26/18
	3	Walter Herrmann at Miami	4/8/07
	3	Larry Johnson at Detroit	12/30/95

## 3-POINT FIELD GOALS ATTEMPTED

Game	17	Terry Rozier vs. Memphis	2/12/22
	17	Kemba Walker at Atlanta	2/9/19
Half	14	Terry Rozier at Cleveland (2nd)	12/18/19
Quarter	9	Kelly Oubre Jr. vs. Detroit (4th)	1/5/22
Overtime	4	Eight times	

## FREE THROWS MADE

Game	18	Larry Johnson at Golden State	12/2/92
	18	Johnny Newman at Dallas	1/19/91
Half	12	Kemba Walker vs. Indiana (2nd)	2/2/18
	12	Gerald Henderson at New York (2nd)	3/29/13
	12	Baron Davis vs. Indiana (2nd)	2/15/02
	12	Glen Rice vs. Houston (2nd)	1/21/97
Quarter	11	Raymond Felton vs. Cleveland (4th)	12/8/07
Overtime	6	Anthony Mason vs. Toronto	3/31/00
	6	Larry Johnson vs. Toronto	11/11/95

## FREE THROWS ATTEMPTED

Game	22	Gerald Wallace vs. Indiana*	12/31/07
	22	Johnny Newman at Dallas	1/19/91
Half	15	Dwight Howard at Brooklyn (2nd)	3/21/18
Quarter	12	Kemba Walker vs. Cleveland (4th)	4/17/13
	12	Raymond Felton vs. Cleveland (4th)	12/8/07
	12	Baron Davis vs. Indiana (4th)	2/15/02
Overtime	8	D.J. Augustin vs. Boston	1/6/09

## MINUTES

Game	57	Raymond Felton vs. L.A. Lakers***	12/29/06
------	----	-----------------------------------	----------

\*Denotes Number of Overtime Periods

## RECORDS

### OPPONENT TEAM HIGHS

#### POINTS

Game	146	at Houston	11/27/21
	146	at Boston	2/7/90
Half	86	at Philadelphia (2nd)	4/2/22
Quarter	48	at Atlanta (3rd)	1/4/94
Overtime	21	vs. Milwaukee	12/29/14
	21	vs. Portland	2/9/07

#### REBOUNDS

Game	75	at New York	3/7/92
------	----	-------------	--------

#### OFFENSIVE REBOUNDS

Game	31	at New Jersey	3/17/91
------	----	---------------	---------

#### DEFENSIVE REBOUNDS

Game	55	at Washington**	3/27/15
------	----	-----------------	---------

#### ASSISTS

Game	47	at Phoenix	11/29/91
------	----	------------	----------

#### STEALS

Game	20	at Houston	2/10/07
------	----	------------	---------

#### TURNOVERS

Game	32	vs. Indiana	11/4/99
------	----	-------------	---------

#### BLOCKS

Game	18	at New Orleans	11/2/13
------	----	----------------	---------

#### PERSONAL FOULS

Game	39	vs. Boston*	11/5/05
	39	at New York	1/20/93

#### FIELD GOALS MADE

Game	62	vs. Orlando	1/26/94
------	----	-------------	---------

#### FIELD GOALS ATTEMPTED

Game	117	at Seattle	3/4/93
------	-----	------------	--------

#### FIELD GOAL PERCENTAGE

Game	.684	vs. Chicago (52-76)	2/22/89
------	------	---------------------	---------

#### 3-POINT FIELD GOALS MADE

Game	28	at Utah	2/22/21
------	----	---------	---------

#### 3-POINT FIELD GOALS ATTEMPTED

Game	60	at Houston	2/4/20
------	----	------------	--------

#### THREE-POINT FIELD GOAL PERCENTAGE

Game	1.000	Nine times	
------	-------	------------	--

#### FREE THROWS MADE

Game	43	vs. Atlanta	4/10/89
------	----	-------------	---------

#### FREE THROWS ATTEMPTED

Game	56	at Cleveland	4/9/89
------	----	--------------	--------

#### FREE THROW PERCENTAGE

Game	1.000	Several times	
------	-------	---------------	--

\*Denotes Number of Overtime Periods

### OPPONENT TEAM LOWS

#### POINTS

Game	56	vs. Miami	12/20/00
Half	26	vs. Miami (1st)	12/20/00
Quarter	6	vs. Washington (4th)	11/25/15
Overtime	0	at Denver	1/13/97

#### REBOUNDS

Game	18	at Detroit	11/28/01
------	----	------------	----------

#### OFFENSIVE REBOUNDS

Game	2	Seven times	
------	---	-------------	--

#### DEFENSIVE REBOUNDS

Game	13	at Detroit	11/28/01
------	----	------------	----------

#### ASSISTS

Game	8	vs. Portland	11/14/09
------	---	--------------	----------

#### STEALS

Game	0	vs. Detroit	12/14/22
	0	vs. Indiana	3/5/14
	0	vs. Atlanta	12/21/96

#### TURNOVERS

Game	4	at Houston	2/4/20
	4	at New York	1/24/14
	4	at Indiana	3/27/98

#### BLOCKS

Game	0	Several times	
------	---	---------------	--

#### PERSONAL FOULS

Game	9	vs. Memphis	1/19/08
------	---	-------------	---------

#### FIELD GOALS MADE

Game	19	vs. Miami	12/20/00
------	----	-----------	----------

#### FIELD GOALS ATTEMPTED

Game	57	vs. Cleveland	12/26/97
	57	at Indiana	11/22/97

#### FIELD GOAL PERCENTAGE

Game	.270	at Toronto (24-89)	11/20/00
------	------	--------------------	----------

## OPPONENT TEAM LOWS CONTINUED

## 3-POINT FIELD GOALS MADE

Game	0	Several times
------	---	---------------

## 3-POINT FIELD GOALS ATTEMPTED

Game	0	Several times
------	---	---------------

## 3-POINT FIELD GOAL PERCENTAGE

Game	.000	Several times
------	------	---------------

## FREE THROWS MADE

Game	0	at Toronto	1/9/96
------	---	------------	--------

## FREE THROWS ATTEMPTED

Game	3	vs. Indiana	3/6/17
	3	at Toronto	1/9/96

## FREE THROW PERCENTAGE

Game	.000	at Toronto (0-3)	1/9/96
------	------	------------------	--------

\*Denotes Number of Overtime Periods

## OPPONENT INDIVIDUAL HIGHS

## POINTS

Game	62	Carmelo Anthony at New York	1/24/14
Half	40	Deron Williams vs. New Jersey (2nd)	3/4/12
Quarter	28	Stephen Curry vs. Golden State	12/2/15
Overtime	12	Jarrett Jack vs. Portland	2/9/07

## REBOUNDS

Game	32	Dennis Rodman vs. Detroit	1/28/92
------	----	---------------------------	---------

## OFFENSIVE REBOUNDS

Game	14	Shaquille O'Neal vs. Orlando*	11/9/94
------	----	-------------------------------	---------

## DEFENSIVE REBOUNDS

Game	23	Dikembe Mutombo at Denver**	3/26/96
------	----	-----------------------------	---------

## ASSISTS

Game	20	Fred VanVleet	4/2/23
	20	Rajon Rondo at Sacramento**	1/25/16
	20	Rajon Rondo vs. Sacramento*	11/23/15
	20	Kevin Johnson at Phoenix	3/21/90

## STEALS

Game	9	Rafer Alston at Houston	2/10/07
------	---	-------------------------	---------

## TURNOVERS

Game	12	Paul Pierce at Boston*	11/8/06
------	----	------------------------	---------

## BLOCKS

Game	11	David Robinson vs. San Antonio	2/2/90
------	----	--------------------------------	--------

## PERSONAL FOULS

Game	6	Several times
------	---	---------------

## FIELD GOALS MADE

Game	23	Carmelo Anthony at New York	1/24/14
------	----	-----------------------------	---------

## FIELD GOALS ATTEMPTED

Game	45	Kobe Bryant vs. L.A. Lakers***	12/29/06
------	----	--------------------------------	----------

## 3-POINT FIELD GOALS MADE

Game	13	Zach LaVine	11/23/19
------	----	-------------	----------

## 3-POINT FIELD GOALS ATTEMPTED

Game	17	Buddy Hield at Sacramento	11/5/21
	17	Zach LaVine	11/23/19
	17	Kyle Lowry vs. Toronto*	12/17/15

## FREE THROWS MADE

Game	21	Jimmy Butler at Chicago	1/2/17
	21	Deron Williams vs. New Jersey	3/4/12
	21	Reggie Miller vs. Indiana	11/28/92

## FREE THROWS ATTEMPTED

Game	23	LeBron James at Cleveland*	3/22/06
	23	Reggie Miller vs. Indiana	11/28/92

## MINUTES PLAYED

Game	58	Ron Mercer vs. Chicago***	1/9/01
------	----	---------------------------	--------

\*Denotes Number of Overtime Periods

## RECORDS

### MISCELLANEOUS STATS

#### BIGGEST VICTORIES

61	140-79	vs. Memphis	3/22/18
52	136-84	vs. Philadelphia	2/27/92
43	111-68	at New York	1/21/02

#### BIGGEST DEFEATS

50	87-137	at Milwaukee	1/10/00
47	90-137	at Golden State	3/31/19
45	69-114	at Oklahoma City	12/26/12

#### BIGGEST COMEBACKS IN WINS

24	vs. Milwaukee	10/29/14
23	vs. Indiana	10/20/21
23	at Brooklyn	3/21/18
23	vs. San Antonio	3/21/16

#### LONGEST WINNING STREAKS

10	2/21/98 to 3/13/98
9	4/2/97 to 4/16/97
9	4/7/97 to 4/21/97

#### LONGEST HOME WINNING STREAKS

13	11/22/94 to 1/20/95
12	11/22/00 to 1/9/01
9	2/4/92 to 3/10/92
9	12/22/09 to 1/20/10

#### LONGEST ROAD WINNING STREAKS

7	2/21/98 to 3/24/98
7	4/10/00 to 1/18/00
6	3/15/97 to 4/16/97

#### LONGEST LOSING STREAKS

23	3/19/12 to 4/26/12
18	11/26/12 to 12/29/12
16	1/16/12 to 2/15/12

#### LONGEST HOME LOSING STREAKS

16	11/23/12 to 1/23/13
14	3/19/12 to 4/26/12
14	2/28/89 to 1/13/89

#### LONGEST ROAD LOSING STREAKS

17	4/23/89 to 1/16/90
16	2/26/13 to 11/2/13
13	Several times

#### MOST CONSECUTIVE GAMES PLAYED

294	David Wesley	11/25/97 to 11/17/01
268	Boris Diaw	12/13/08 to 3/4/12
246	Baron Davis	11/2/99 to 4/17/02

#### MOST CONSECUTIVE GAMES STARTED

294	David Wesley	11/25/97 to 11/17/01
245	Boris Diaw	12/13/08 to 1/13/12
183	Larry Johnson	11/13/91 to 12/27/93

#### MOST CONSECUTIVE DOUBLE-FIGURE SCORING

135	Glen Rice	11/9/96 to 2/28/98
89	Larry Johnson	11/17/92 to 11/27/93
67	Kelly Tripucka	11/8/88 to 4/18/89

#### MOST CONSECUTIVE DOUBLE-FIGURE REBOUNDING

19	Emeka Okafor	11/21/04 to 1/1/05
15	Dwight Howard	1/5/18 to 2/4/18
10	Dwight Howard	3/2/18 to 4/10/18
10	Al Jefferson	3/31/14 to 10/29/14
10	Emeka Okafor	3/19/05 to 4/13/05

#### MOST CONSECUTIVE DOUBLE-FIGURE ASSISTS

12	Muggsy Bogues	1/26/94 to 2/24/94
8	Muggsy Bogues	11/5/94 to 11/22/94
7	Kenny Anderson	2/6/96 to 2/21/96

#### MOST CONSECUTIVE 20-PLUS POINT GAMES

28	Glen Rice	2/11/97 to 4/9/97
14	LaMelo Ball	11/16/22 to 1/6/23
14	Kendall Gill	12/20/91 to 1/20/92
13	Larry Johnson	12/1/92 to 12/28/92
13	Alonzo Mourning	3/24/93 to 4/17/93
13	Glen Rice	12/30/96 to 1/24/97

#### MOST CONSECUTIVE DOUBLE-DOUBLES

19	Emeka Okafor	11/21/04 to 1/1/05
12	Dwight Howard	1/13/18 to 2/4/18
10	Emeka Okafor	3/19/05 to 4/13/05
10	Al Jefferson	3/31/14 to 10/29/14
10	Dwight Howard	3/2/18 to 4/10/18

#### TOP SCORING GAMES OFF THE BENCH

39	Kelly Oubre Jr.	at Indiana	1/26/22
37	Kelly Oubre Jr.	at Memphis	11/10/21
36	Malik Monk	at Miami	2/1/21
35	Devonte' Graham	vs. Indiana	1/5/19
34	Ben Gordon	at New Orleans	11/9/12
33	Dell Curry	at Washington	1/30/93

#### MOST CONSECUTIVE GAMES WITH A 3-POINTER

51	LaMelo Ball	3/11/22 to Present
46	Baron Davis	4/15/01 to 1/26/02
45	Terry Rozier	1/25/22 to 11/18/22
42	Miles Bridges	3/24/21 to 11/20/21
34	Kemba Walker	12/20/17 to 3/4/18
33	Jason Richardson	11/11/07 to 1/16/08

#### MOST CONSECUTIVE 3-POINTERS MADE

9	Marvin Williams	1/13/18 to 1/17/18
9	Anthony Tolliver	1/10/14 to 1/15/14
9	Raymond Felton	11/28/09 to 12/12/09
9	Bryce Drew	1/21/02 to 1/26/02

#### MOST CONSECUTIVE FREE THROWS MADE

53	Kemba Walker	3/10/18 – 4/1/18
43	Kemba Walker	12/10/16 to 1/4/17
43	Dell Curry	1/31/97 to 3/26/97
43	Dell Curry	11/5/94 to 12/16/94

## CAREER RECORDS

## GAMES PLAYED

701	Dell Curry	1988-98
632	Muggsy Bogues	1988-98
605	Kemba Walker	2011-2019
467	Cody Zeller	2013-2021
457	Bismack Biyombo	2011-15, 2018-2021
454	Gerald Wallace	2004-11
433	Michael Kidd-Gilchrist	2012-20
429	Marvin Williams	2014-20
399	Raymond Felton	2005-10
397	Matt Carroll	2004-09, 2010-12

## GAMES STARTED

560	Kemba Walker	2011-19
501	Muggsy Bogues	1988-98
445	Gerald Wallace	2004-11
372	Larry Johnson	1991-96
369	Raymond Felton	2005-10
358	David Wesley	1997-02
356	Michael Kidd-Gilchrist	2012-20
348	Marvin Williams	2014-20
326	Emeka Okafor	2004-09
292	Gerald Henderson	2009-15

## MINUTES PLAYED

20,607	Kemba Walker	2011-19
19,768	Muggsy Bogues	1988-98
17,613	Dell Curry	1988-98
16,718	Gerald Wallace	2004-11
14,635	Larry Johnson	1991-96
13,939	Raymond Felton	2005-10
13,046	David Wesley	1997-02
11,615	Marvin Williams	2014-20
11,212	Emeka Okafor	2004-09
10,857	Michael Kidd-Gilchrist	2012-20

## POINTS

12,009	Kemba Walker	2011-19
9,839	Dell Curry	1988-98
7,437	Gerald Wallace	2004-11
7,405	Larry Johnson	1991-96
5,651	Glen Rice	1995-98
5,531	Muggsy Bogues	1988-98
5,311	Raymond Felton	2005-10
5,278	Terry Rozier	2019-Present
5,241	David Wesley	1997-02
4,701	Gerald Henderson	2009-15

## REBOUNDS

3,516	Emeka Okafor	2004-09
3,479	Larry Johnson	1991-96
3,398	Gerald Wallace	2004-11
2,824	Cody Zeller	2013-2021
2,625	Bismack Biyombo	2011-15, 2019-2021
2,388	Michael Kidd-Gilchrist	2012-20
2,354	Anthony Mason	1996-00
2,317	Kemba Walker	2011-19
2,293	Marvin Williams	2014-20
2,176	Alonzo Mourning	1992-95

## OFFENSIVE REBOUNDS

1,186	Larry Johnson	1991-96
1,157	Emeka Okafor	2004-09
944	Cody Zeller	2013-2021
909	Bismack Biyombo	2011-15, 2018-2021
775	Gerald Wallace	2004-11
698	Michael Kidd-Gilchrist	2012-20
640	Alonzo Mourning	1992-95
622	Kenny Gattison	1989-95
562	J.R. Reid	1989-99
546	Elden Campbell	1998-02

## DEFENSIVE REBOUNDS

2,623	Gerald Wallace	2004-11
2,359	Emeka Okafor	2004-09
2,293	Larry Johnson	1991-96
1,968	Kemba Walker	2011-19
1,880	Cody Zeller	2013-2021
1,854	Marvin Williams	2014-20
1,846	Anthony Mason	1996-00
1,716	Bismack Biyombo	2011-15, 2018-2021
1,690	Michael Kidd-Gilchrist	2012-20
1,564	Dell Curry	1988-98

## ASSISTS

5,557	Muggsy Bogues	1988-98
3,308	Kemba Walker	2011-19
2,573	Raymond Felton	2005-10
1,911	David Wesley	1997-02
1,605	Baron Davis	1999-02
1,553	Larry Johnson	1991-96
1,521	Nicolas Batum	2015-20
1,497	Brevin Knight	2004-07
1,429	Dell Curry	1988-98
1,248	D.J. Augustin	2008-12

## STEALS

1,067	Muggsy Bogues	1988-98
827	Gerald Wallace	2004-11
799	Kemba Walker	2011-19
747	Dell Curry	1988-98
565	Raymond Felton	2005-10
551	David Wesley	1997-02
439	Baron Davis	1999-02
398	Kendall Gill	1990-96
355	Brevin Knight	2004-07
338	Marvin Williams	2014-20

## TURNOVERS

1,317	Kemba Walker	2011-19
1,118	Muggsy Bogues	1988-98
1,024	Gerald Wallace	2004-11
1,021	Raymond Felton	2005-10
982	Dell Curry	1988-98
892	Larry Johnson	1991-96
817	David Wesley	1997-02
676	Alonzo Mourning	1992-95
669	Nicolas Batum	2015-20
627	Kendall Gill	1990-96

## BLOCKS

684	Alonzo Mourning	1992-95
621	Emeka Okafor	2004-09
607	Bismack Biyombo	2011-15, 2018-2021
531	Gerald Wallace	2004-11
484	Elden Campbell	1998-02
315	Cody Zeller	2013-2021
301	Michael Kidd-Gilchrist	2012-20
287	Marvin Williams	2014-20
283	Kenny Gattison	1989-95
274	Vlade Divac	1996-98

## PERSONAL FOULS

1,357	Dell Curry	1988-98
1,254	Gerald Wallace	2004-11
1,225	Cody Zeller	2013-Pres.
1,222	Muggsy Bogues	1988-98
1,164	Kenny Gattison	1989-95
1,021	J.R. Reid	1989-99
1,000	Emeka Okafor	2004-09
964	Bismack Biyombo	2011-15, 2019-21
937	Michael Kidd-Gilchrist	2012-20
921	Elden Campbell	1998-02

## RECORDS

### CAREER RECORDS

#### FIELD GOALS MADE

4,164	Kemba Walker	2011-19
3,951	Dell Curry	1988-98
2,858	Larry Johnson	1991-96
2,586	Gerald Wallace	2004-11
2,307	Muggsy Bogues	1988-98
1,980	Raymond Felton	2005-10
1,966	Glen Rice	1995-98
1,920	David Wesley	1997-02
1,919	Terry Rozier	2019-Present
1,866	Emeka Okafor	2004-09

#### FIELD GOALS ATTEMPTED

9,962	Kemba Walker	2011-19
8,559	Dell Curry	1988-98
5,759	Larry Johnson	1991-96
5,422	Gerald Wallace	2004-11
4,952	Muggsy Bogues	1988-98
4,833	Raymond Felton	2005-10
4,513	David Wesley	1997-02
4,430	Terry Rozier	2019-Present
4,195	Glen Rice	1995-98
4,029	Gerald Henderson	2009-15

#### FIELD GOAL PERCENTAGE (MIN 1,000 ATTEMPTS)

.529	Kenny Gattison (1297-2454)	1989-95
.525	Bismack Biyombo (856-1630)	2011-15, 2018-2021
.523	Armen Gilliam (627-1199)	1989-91
.518	Cody Zeller (1535-2961)	2013-Pres.
.514	Nazr Mohammed (633-1229)	2007-11
.514	Matt Geiger (886-1725)	1995-98
.512	Alonzo Mourning (1570-3065)	1992-1995
.506	Anthony Mason (1139-2250)	1996-00
.506	Emeka Okafor (1866-3691)	2004-09
.502	Primož Brezec (935-1864)	2004-08

#### 3-POINT FIELD GOALS MADE

1,283	Kemba Walker	2011-2019
929	Dell Curry	1988-98
781	Terry Rozier	2019-Present
681	Marvin Williams	2014-2020
508	Glen Rice	1995-98
496	Nicolas Batum	2015-20
457	P.J. Washington Jr.	2019-Present
456	LaMelo Ball	2020-Present
434	Miles Bridges	2018-22
431	Devonte' Graham	2018-21

#### 3-POINT FIELD GOALS ATTEMPTED

3,589	Kemba Walker	2011-19
2,294	Dell Curry	1988-98
2,092	Terry Rozier	2019-Present
1,801	Marvin Williams	2014-20
1,425	Nicolas Batum	2015-20
1,255	Miles Bridges	2018-22
1,249	P.J. Washington Jr.	2019-Present
1,209	LaMelo Ball	2020-Present
1,183	Devonte' Graham	2018-21
1,146	Raymond Felton	2005-10

#### 3-POINT FIELD GOAL PERCENTAGE (MIN 400 ATTEMPTS)

.444	Glen Rice (508-1143)	1995-98
.410	Jason Richardson (270-658)	2007-09
.405	Dell Curry (929-2294)	1988-98
.390	Scott Burrell (156-400)	1993-01
.390	Matt Carroll (338-866)	2004-09, 2010-12
.390	Hersey Hawkins (226-579)	1993-95, 2000-01
.381	Gordon Hayward (223-585)	2020-Present
.378	Marvin Williams (637-1684)	2014-20
.377	LaMelo Ball (456-1209)	2020-Present
.374	DJ Augustin (350-936)	2008-12

#### FREE THROWS MADE

2,398	Kemba Walker	2011-19
1,998	Gerald Wallace	2004-11
1,515	Larry Johnson	1991-96
1,418	Alonzo Mourning	1992-95
1,211	Glen Rice	1995-98
1,011	David Wesley	1997-02
1,008	Dell Curry	1988-98
995	Gerald Henderson	2009-15
976	Raymond Felton	2005-10
975	Elden Campbell	1998-02

#### FREE THROWS ATTEMPTED

2,871	Kemba Walker	2011-19
2,752	Gerald Wallace	2004-11
1,962	Larry Johnson	1991-96
1,846	Alonzo Mourning	1992-95
1,506	Emeka Okafor	2004-09
1,420	Glen Rice	1995-98
1,355	Elden Campbell	1998-02
1,316	Cody Zeller	2013-2021
1,281	David Wesley	1997-02
1,253	Gerald Henderson	2009-15

#### FREE THROW PERCENTAGE (MIN 500 ATTEMPTS)

.879	Kelly Tripucka (902-1026)	1988-91
.876	D.J. Augustin (684-781)	2008-12
.864	Hersey Hawkins (627-726)	1993-95, 2000-01
.853	Glen Rice (1211-1420)	1995-98
.853	Jeremy Lamb (584-685)	2015-19
.852	Dell Curry (1008-1183)	1988-98
.851	Nicolas Batum (600-705)	2015-20
.844	Eddie Jones (515-610)	1998-00
.840	Matt Carroll (593-706)	2004-09, 2010-12
.836	Terry Rozier (659-788)	2019-Present

#### DOUBLE-FIGURE SCORING GAMES

536	Kemba Walker	2011-19
522	Dell Curry	1988-98
362	Gerald Wallace	2004-11
356	Larry Johnson	1991-96
287	Raymond Felton	2005-10
279	David Wesley	1997-02
277	Muggsy Bogues	1988-98
251	Emeka Okafor	2004-09
243	Gerald Henderson	2009-15
242	Terry Rozier	2019-Present

#### 20-PLUS POINT GAMES

299	Kemba Walker	2011-19
192	Larry Johnson	1991-96
160	Glen Rice	1995-98
157	Gerald Wallace	2004-11
156	Dell Curry	1988-98
139	Terry Rozier	2019-Present
129	Alonzo Mourning	1992-95
81	LaMelo Ball	2020-Present
78	Kendall Gill	1990-96
77	David Wesley	1997-02

#### 30-PLUS POINT GAMES

84	Kemba Walker	2011-19
54	Glen Rice	1995-98
27	Terry Rozier	2019-Present
26	Gerald Wallace	2004-11
23	Alonzo Mourning	1992-95
22	Larry Johnson	1991-96
19	Kelly Tripucka	1988-90
18	Stephen Jackson	2009-11
17	LaMelo Ball	2020-Present
17	AJ Jefferson	2013-16



## CAREER RECORDS CONTINUED

## 40-PLUS POINT GAMES

16	Kemba Walker	2011-19
10	Clen Rice	1995-98
4	Terry Rozier	2019-Present
4	Gerald Wallace	2004-11
3	Kelly Tripucka	1988-91
2	P.J. Washington Jr.	2019-Present
2	Gordon Hayward	2021-Present
2	Johnny Newman	1990-93
1	Devonte' Graham	2018-21
1	Hersey Hawkins	1993-95, 2000-01
1	Stephen Jackson	2009-11
1	Al Jefferson	2013-16
1	Larry Johnson	1991-96
1	Jason Richardson	2007-09

## DOUBLE-FIGURE REBOUNDING GAMES

199	Emeka Okafor	2004-09
158	Larry Johnson	1991-96
124	Anthony Mason	1996-2000
122	Alonzo Mourning	1992-95
117	Gerald Wallace	2004-11
79	Elden Campbell	1998-02
77	P.J. Brown	2000-02
75	Al Jefferson	2013-16
73	Bismack Biyombo	2011-15, 2018-2021
59	Dwight Howard	2017-18

## SINGLE-SEASON RECORDS

## GAMES PLAYED

82	30 times	1988-Pres.
----	----------	------------

## GAMES STARTED

82	16 times	1988-Pres.
----	----------	------------

## MINUTES PLAYED

3,362	Clen Rice	1996-97
3,323	Larry Johnson	1992-93
3,318	Baron Davis	2001-02
3,295	Clen Rice	1997-98
3,274	Larry Johnson	1995-96
3,234	Larry Johnson	1994-95
3,192	Baron Davis	2001-02
3,149	Jason Richardson	2007-08
3,148	Anthony Mason	1997-98
3,143	Anthony Mason	1996-97

## POINTS

2,115	Clen Rice	1996-97
2,102	Kemba Walker	2018-19
1,830	Kemba Walker	2016-17
1,826	Clen Rice	1997-98
1,810	Larry Johnson	1992-93
1,788	Jason Richardson	2007-08
1,770	Kemba Walker	2017-18
1,710	Clen Rice	1995-96
1,689	Kemba Walker	2015-16
1,660	Larry Johnson	1995-96

## REBOUNDS

1,012	Dwight Howard	2017-18
899	Larry Johnson	1991-92
876	Emeka Okafor	2007-08
864	Larry Johnson	1992-93
829	Anthony Mason	1996-97
827	Emeka Okafor	2008-09
826	Anthony Mason	1997-98
805	Alonzo Mourning	1992-93
795	Emeka Okafor	2004-05
792	Al Jefferson	2013-14

## DOUBLE-FIGURE ASSIST GAMES

265	Muggsy Bogues	1988-98
61	Brevin Knight	2004-07
60	Raymond Felton	2005-10
48	Baron Davis	2000-02
38	Kemba Walker	2011-2019
35	LaMelo Ball	2020-Present
32	David Wesley	1997-0
22	Devonte' Graham	2018-21
22	D.J. Augustin	2008-12
20	Nicolas Batum	2015-20

## OFFENSIVE REBOUNDS

323	Larry Johnson	1991-92
281	Larry Johnson	1992-93
275	Emeka Okafor	2008-09
275	Emeka Okafor	2004-05
273	P.J. Brown	2001-02
269	Kurt Rambis	1988-89
263	Alonzo Mourning	1992-93
258	Emeka Okafor	2006-07
257	P.J. Brown	2000-01
255	Dwight Howard	2017-18
255	Emeka Okafor	2007-08

## DEFENSIVE REBOUNDS

757	Dwight Howard	2017-18
649	Anthony Mason	1997-98
643	Anthony Mason	1996-97
636	Al Jefferson	2013-14
621	Emeka Okafor	2007-08
612	Gerald Wallace	2009-10
583	Larry Johnson	1992-93
576	Larry Johnson	1991-92
561	Alonzo Mourning	1994-95
554	Anthony Mason	1999-00

## ASSISTS

867	Muggsy Bogues	1989-90
780	Muggsy Bogues	1993-94
743	Muggsy Bogues	1991-92
711	Muggsy Bogues	1992-93
698	Baron Davis	2001-02
675	Muggsy Bogues	1994-95
669	Muggsy Bogues	1990-91
620	Muggsy Bogues	1988-89
610	Brevin Knight	2005-06
598	Baron Davis	2000-01

## RECORDS

### SINGLE-SEASON RECORDS CONTINUED

#### STEALS

192	Eddie Jones	1999-00
172	Baron Davis	2001-02
170	Baron Davis	2000-01
170	Muggsy Bogues	1991-92
166	Muggsy Bogues	1989-90
161	Muggsy Bogues	1992-93
160	Kemba Walker	2012-13
157	Brevin Knight	2005-06
154	Kendall Gill	1991-92
144	Gerald Wallace	2006-07

#### TURNOVERS

246	Baron Davis	2001-02
245	LaMelo Ball	2021-22
241	Alonzo Mourning	1994-95
236	Alonzo Mourning	1992-93
236	Kelly Tripucka	1988-89
235	Stephen Jackson	2009-10
230	Raymond Felton	2006-07
228	Raymond Felton	2008-09
227	Larry Johnson	1992-93
226	Baron Davis	2000-01
226	David Wesley	1997-98

#### BLOCKS

271	Alonzo Mourning	1992-93
225	Alonzo Mourning	1994-95
188	Alonzo Mourning	1993-94
180	Vlade Divac	1996-97
172	Emeka Okafor	2006-07
150	Elden Campbell	1999-00
143	Bismack Biyombo	2012-13
140	Elden Campbell	2000-01
138	Emeka Okafor	2007-08
137	Elden Campbell	2001-02

#### PERSONAL FOULS

292	J.R. Reid	1989-90
290	Matt Geiger	1995-96
286	Alonzo Mourning	1992-93
286	J.R. Reid	1990-91
280	Elden Campbell	2000-01
278	Johnny Newman	1990-91
277	Vlade Divac	1996-97
275	Alonzo Mourning	1994-95
273	Kenny Gattison	1991-92
269	Elden Campbell	1999-00

#### FIELD GOALS MADE

731	Kemba Walker	2018-19
728	Larry Johnson	1992-93
722	Glen Rice	1996-97
700	Al Jefferson	2013-14
666	Kendall Gill	1991-92
648	Jason Richardson	2007-08
643	Kemba Walker	2016-17
634	Glen Rice	1997-98
616	Larry Johnson	1991-92
610	Glen Rice	1995-96

#### FIELD GOALS ATTEMPTED

1684	Kemba Walker	2018-19
1513	Glen Rice	1996-97
1468	Jason Richardson	2007-08
1449	Kemba Walker	2016-17
1427	Kendall Gill	1991-92
1388	Jamal Mashburn	2000-01
1386	Glen Rice	1997-98
1385	Larry Johnson	1992-93
1376	Al Jefferson	2013-14
1363	Kemba Walker	2017-18

#### FIELD GOAL PERCENTAGE (MIN 300 ATT.)

.669	Mason Plumlee (265-396)	2022-23
.641	Mason Plumlee (205-320)	2021-22
.629	Nick Richards (197-313)	2022-23
.571	Cody Zeller (253-445)	2016-17
.564	Dave Hoppen (199-353)	1988-89
.561	Emeka Okafor (433-772)	2008-09
.559	Cody Zeller (181-324)	2020-21
.555	Dwight Howard (506-911)	2017-18
.553	Nazr Mohammed (189-342)	2009-10
.551	Cody Zeller (190-345)	2018-19

#### 3-POINT FIELD GOALS MADE

260	Kemba Walker	2018-19
243	Jason Richardson	2007-08
240	Kemba Walker	2016-17
231	Kemba Walker	2017-18
222	Terry Rozier	2021-22
222	Terry Rozier	2020-21
220	LaMelo Ball	2021-22
218	Devonte' Graham	2019-20
207	Glen Rice	1996-97
191	Kelly Oubre Jr.	2021-22

#### 3-POINT FIELD GOALS ATTEMPTED

731	Kemba Walker	2018-19
602	Kemba Walker	2016-17
601	Kemba Walker	2017-18
599	Jason Richardson	2007-08
593	Terry Rozier	2021-22
585	Devonte' Graham	2019-20*
571	Terry Rozier	2020-21
565	LaMelo Ball	2021-22
553	Kelly Oubre Jr.	2021-22
505	Terry Rozier	2022-23

#### 3-POINT FIELD GOAL PERCENTAGE (MIN 150 ATT.)

.470	Glen Rice (207-440)	1996-97
.440	Hersey Hawkins (131-298)	1994-95
.439	D.J. Augustin (108-246)	2008-09
.436	Matt Carroll (105-241)	2007-08
.433	Glen Rice (130-300)	1997-98
.427	Dell Curry (154-361)	1994-95
.426	Dell Curry (126-296)	1996-97
.424	Glen Rice (171-403)	1995-96
.419	Boris Diaw (70-167)	2008-09
.416	Matt Carroll (111-267)	2006-07

#### FREE THROWS MADE

495	Alonzo Mourning	1992-93
490	Alonzo Mourning	1994-95
464	Glen Rice	1996-97
440	Kelly Tripucka	1988-89
433	Alonzo Mourning	1993-94
428	Glen Rice	1997-98
427	Larry Johnson	1995-96
422	Gerald Wallace	2009-10
385	Johnny Newman	2009-10
380	Kemba Walker	2018-19

#### FREE THROWS ATTEMPTED

644	Alonzo Mourning	1994-95
634	Alonzo Mourning	1992-93
582	Dwight Howard	2017-18
568	Alonzo Mourning	1993-94
564	Larry Johnson	1995-96
544	Gerald Wallace	2009-10
535	Glen Rice	1996-97
508	Kelly Tripucka	1988-89
504	Glen Rice	1997-98
476	Johnny Newman	1990-91

## SINGLE-SEASON RECORDS CONTINUED

## FREE THROW PERCENTAGE (MIN 150 ATT.)

.910	Kelly Tripucka (152-167)	1990-91
.906	D.J. Augustin (269-297)	2010-11
.904	Matt Carroll (188-208)	2006-07
.893	Marco Belinelli (150-168)	2016-17
.893	D.J. Augustin (208-235)	2008-09
.889	Muggsy Bogues (160-180)	1994-95
.888	Jeremy Lamb (231-260)	2018-19
.883	Kelly Tripucka (310-351)	1989-90
.876	Jamal Mashburn (211-241)	2001-02
.874	Terry Rozier (166-190)	2020-21

## DOUBLE-FIGURE SCORING GAMES

81	Larry Johnson	1992-93
79	Kemba Walker	2018-19
79	Glen Rice	1997-98
78	Glen Rice	1996-97
78	Larry Johnson	1994-95
78	Larry Johnson	1991-92
77	Kemba Walker	2016-17
77	Larry Johnson	1995-96
76	Kemba Walker	2015-16
76	Jason Richardson	2007-08
76	Alonzo Mourning	1992-93

## 20-PLUS POINT GAMES

64	Glen Rice	1996-97
62	Kemba Walker	2018-19
55	Kemba Walker	2016-17
54	Larry Johnson	1992-93
50	Kemba Walker	2017-18
50	Jason Richardson	2007-08
49	Glen Rice	1997-98
48	Kendall Gill	1991-92
47	Larry Johnson	1995-96
47	Glen Rice	1995-96

## 30-PLUS POINT GAMES

28	Kemba Walker	2018-19
25	Glen Rice	1996-97
17	Glen Rice	1997-98
16	Jason Richardson	2007-08
16	Kelly Tripucka	1988-89
15	Kemba Walker	2016-17
14	Kemba Walker	2017-18
13	Kemba Walker	2015-16
13	Al Jefferson	2013-14
12	Glen Rice	1995-96

## 40-PLUS POINT GAMES

7	Kemba Walker	2018-19
7	Glen Rice	1996-97
5	Kemba Walker	2017-18
3	Terry Rozier	2020-21
3	Glen Rice	1997-98
3	Kelly Tripucka	1988-89
2	Kemba Walker	2015-16
2	Gerald Wallace	2006-07
1	17 times	

## DOUBLE-FIGURE REBOUNDING GAMES

59	Dwight Howard	2017-18
53	Emeka Okafor	2004-05
49	Anthony Mason	1996-97
49	Larry Johnson	1992-93
48	Larry Johnson	1991-92
44	Emeka Okafor	2007-08
44	Anthony Mason	1997-98
43	Al Jefferson	2013-14
43	Emeka Okafor	2006-07
43	Alonzo Mourning	1994-95

## DOUBLE-FIGURE ASSIST GAMES

47	Muggsy Bogues	1989-90
43	Muggsy Bogues	1993-94
35	Muggsy Bogues	1992-93
33	Baron Davis	2001-02
33	Muggsy Bogues	1994-95
33	Muggsy Bogues	1991-92
30	Brevin Knight	2004-05
30	Muggsy Bogues	1990-91
27	Brevin Knight	2005-06
25	Muggsy Bogues	1988-89

## RECORDS

### ALL-TIME TRIPLE-DOUBLES

PLAYER	PTS	REB	AST	DATE	OPPONENT
LaMelo Ball	28	12	10	2/15/23	San Antonio
LaMelo Ball	27	10	11	1/31/23	at Milwaukee
LaMelo Ball	25	11	12	12/21/22	at LA Clippers
LaMelo Ball	14	10	14	2/17/22	vs. Miami
Terry Rozier	25	10	11	2/11/22	at Detroit
LaMelo Ball	29	10	13	1/26/22	at Indiana
LaMelo Ball	15	10	10	1/19/22	at Boston
LaMelo Ball	19	11	13	11/27/21	at Houston
LaMelo Ball	25	16	11	11/8/21	at Los Angeles Lakers
LaMelo Ball	22	12	11	1/9/21	vs. Atlanta
Nicolas Batum	10	10	16	3/15/18	at Atlanta
Nicolas Batum	10	11	10	1/31/18	at Atlanta
Nicolas Batum	20	11	10	12/23/16	vs. Chicago
Nicolas Batum	19	11	12	3/29/16	at Philadelphia
Nicolas Batum	10	11	11	12/9/15	vs. Miami
Kemba Walker	13	10	10	4/4/14	vs. Orlando
Kemba Walker	20	10	11	1/28/12	vs. Washington
Boris Diaw	25	11	11	1/17/11	at Philadelphia
Stephen Jackson	24	10	10	11/20/10	vs. Phoenix
Baron Davis	28	10	11	1/3/02	vs. Golden State
Jamal Mashburn	26	10	10	1/19/01	vs. Milwaukee
Baron Davis	14	10	11	11/25/00	vs. Cleveland
Baron Davis	12	10	11	11/22/00	vs. Philadelphia
Anthony Mason	31	14	11	3/31/00	vs. Toronto
Anthony Mason	12	15	11	3/25/00	at Atlanta
Anthony Mason	12	10	11	2/22/00	vs. Houston
Anthony Mason	19	14	12	3/6/97	vs. Boston
Anthony Mason	19	13	12	3/4/97	vs. San Antonio
Anthony Mason	15	22	10	2/25/97	at Dallas
Anthony Mason	14	10	10	11/26/96	vs. Seattle
Larry Johnson	21	10	10	3/7/96	vs. Dallas
Kendall Gill	18	11	12	12/12/95	at Phoenix
Kendall Gill	11	10	12	11/18/95	at San Antonio
Larry Johnson	23	10	10	1/11/95	vs. Minnesota
Larry Johnson	29	20	11	12/27/93	vs. Detroit
Larry Johnson	21	10	11	3/19/93	at Indiana
Larry Johnson	11	12	10	3/18/93	vs. Minnesota

#### TRIPLE-DOUBLE LEADERS

LaMelo Ball	9
Anthony Mason	7
Larry Johnson	5
Nicolas Batum	5
Baron Davis	3
Kendall Gill	2
Kemba Walker	2
Terry Rozier	1
Boris Diaw	1
Stephen Jackson	1
Jamal Mashburn	1

#### DOUBLE-DOUBLE LEADERS

Emeka Okafor	180
Larry Johnson	161
Muggsy Bogues	141
Alonzo Mourning	121
Gerald Wallace	109
Anthony Mason	98
Al Jefferson	71
Elden Campbell	69
Raymond Felton	53
Dwight Howard	53

## SPECTRUM CENTER TEAM HIGHS

**POINTS**

Game	144	Charlotte vs. Atlanta	2/13/23
------	-----	-----------------------	---------

**REBOUNDS**

Game	64	Charlotte vs. L.A. Lakers***	12/29/06
------	----	------------------------------	----------

**OFFENSIVE REBOUNDS**

Game	24	Indiana	2/22/12
------	----	---------	---------

**DEFENSIVE REBOUNDS**

Game	54	Los Angeles Clippers	1/30/22
------	----	----------------------	---------

**ASSISTS**

Game	42	Charlotte vs. Dallas	2/11/14
------	----	----------------------	---------

**STEALS**

Game	19	Charlotte vs. Milwaukee	1/13/06
------	----	-------------------------	---------

**TURNOVERS**

Game	29	Charlotte vs. Denver	11/12/06
------	----	----------------------	----------

**BLOCKS**

Game	16	Charlotte vs. Toronto	11/25/09
------	----	-----------------------	----------

**PERSONAL FOULS**

Game	39	Boston*	11/5/05
------	----	---------	---------

**FIELD GOALS MADE**

Game	56	Toronto	4/2/23
------	----	---------	--------

**FIELD GOALS ATTEMPTED**

Game	114	Charlotte vs. Detroit*	12/14/22
------	-----	------------------------	----------

**FIELD GOAL PERCENTAGE**

Game	.646	Charlotte vs. Atlanta (42-65)	1/20/07
------	------	-------------------------------	---------

**3-POINT FIELD GOALS MADE**

Game	26	Utah	2/5/21
------	----	------	--------

**3-POINT FIELD GOALS ATTEMPTED**

Game	57	Houston	10/27/17
------	----	---------	----------

**3-POINT FIELD GOAL PERCENTAGE**

Game	1.000	Atlanta (1-1)	1/20/07
------	-------	---------------	---------

**FREE THROWS MADE**

Game	40	Charlotte vs. Oklahoma City	1/4/17
------	----	-----------------------------	--------

**FREE THROWS ATTEMPTED**

Game	52	Charlotte vs. Dallas	11/11/05
------	----	----------------------	----------

**FREE THROW PERCENTAGE**

Game	1.000	Several times	
------	-------	---------------	--

\*Denotes Number of Overtime Periods

## RECORDS

### SPECTRUM CENTER TEAM LOWS

#### POINTS

Game	62	Charlotte vs. Boston	12/11/10
	62	Charlotte vs. Houston	12/8/06

#### REBOUNDS

Game	25	New York	4/15/13
	25	Charlotte vs. Atlanta	1/20/07

#### OFFENSIVE REBOUNDS

Game	1	Charlotte vs. Chicago	1/5/10
------	---	-----------------------	--------

#### DEFENSIVE REBOUNDS

Game	16	Miami	11/1/08
------	----	-------	---------

#### ASSISTS

Game	8	Portland	11/14/09
------	---	----------	----------

#### STEALS

Game	0	Detroit	12/14/22
	0	Indiana	3/5/14
	0	Charlotte vs. Atlanta	3/6/09

#### TURNOVERS

Game	2	Charlotte vs. Milwaukee	3/28/17
------	---	-------------------------	---------

#### BLOCKS

Game	0	Nine times	
------	---	------------	--

#### PERSONAL FOULS

Game	8	Indiana	3/6/17
	8	Chicago	12/23/16

#### FIELD GOALS MADE

Game	21	Charlotte vs. Toronto	2/10/06
------	----	-----------------------	---------

#### FIELD GOALS ATTEMPTED

Game	59	Charlotte vs. Detroit	11/3/08
------	----	-----------------------	---------

#### FIELD GOAL PERCENTAGE

Game	.284	Charlotte vs. Houston (23-81)	12/8/06
------	------	-------------------------------	---------

#### 3-POINT FIELD GOALS MADE

Game	0	Miami	2/5/16
	0	Orlando	3/21/05
	0	Cleveland	1/3/05

#### 3-POINT FIELD GOALS ATTEMPTED

Game	1	Atlanta	1/20/07
	1	Orlando	3/21/05

#### 3-POINT FIELD GOAL PERCENTAGE

Game	.000	Miami (0-9)	2/5/16
	.000	Orlando (0-1)	3/21/05
	.000	Cleveland (0-12)	1/3/05

#### FREE THROWS MADE

Game	2	Indiana	3/6/17
------	---	---------	--------

#### FREE THROWS ATTEMPTED

Game	3	Indiana	3/6/17
------	---	---------	--------

#### FREE THROW PERCENTAGE

Game	.375	Chicago (6-16)	12/28/05
------	------	----------------	----------

\*Denotes Number of Overtime Periods

## SPECTRUM CENTER INDIVIDUAL HIGHS

**POINTS**

Game	60	Kemba Walker vs. Philadelphia	11/17/18
------	----	-------------------------------	----------

**REBOUNDS**

Game	25	Emeka Okafor vs. L.A. Lakers***	12/29/06
------	----	---------------------------------	----------

**OFFENSIVE REBOUNDS**

Game	12	Thomas Robinson vs. Brooklyn	4/8/16
------	----	------------------------------	--------

**DEFENSIVE REBOUNDS**

Game	19	Emeka Okafor vs. L.A. Lakers***	12/29/06
	19	Chris Kaman vs. L.A. Clippers	12/23/05

**ASSISTS**

Game	20	Fred VanVleet vs. Toronto	4/2/23
	20	Rajon Rondo vs. Sacramento	11/23/15

**STEALS**

Game	8	Kemba Walker vs. Dallas*	11/10/12
	8	Gerald Wallace vs. Milwaukee	1/13/06
	8	Morris Peterson vs. Toronto	2/10/06

**TURNOVERS**

Game	10	James Harden vs. Houston	3/7/20
------	----	--------------------------	--------

**BLOCKS**

Game	10	Hassan Whiteside vs. Miami	2/5/16
------	----	----------------------------	--------

**PERSONAL FOULS**

Game	6	Several times	
------	---	---------------	--

**FIELD GOALS MADE**

Game	22	Kobe Bryant vs. L.A. Lakers***	12/29/06
------	----	--------------------------------	----------

**FIELD GOALS ATTEMPTED**

Game	45	Kobe Bryant vs. L.A. Lakers***	12/29/06
------	----	--------------------------------	----------

**3-POINT FIELD GOALS MADE**

Game	13	Zach LaVine vs. Chicago	11/23/19
------	----	-------------------------	----------

**3-POINT FIELD GOALS ATTEMPTED**

Game	17	Terry Rozier vs. Memphis	2/12/22
	17	Zach LaVine vs. Chicago	11/23/19
	17	Kyle Lowry vs. Toronto	12/17/15

**FREE THROWS MADE**

Game	21	Deron Williams vs. New Jersey	3/4/12
------	----	-------------------------------	--------

**FREE THROWS ATTEMPTED**

Game	22	Gerald Wallace vs. Indiana*	12/31/07
	22	Dwyane Wade vs. Miami	11/25/06

**MINUTES**

Game	57	Raymond Felton vs. L.A. Lakers***	12/29/06
------	----	-----------------------------------	----------

\* Denotes Number of Overtime Periods



# PLAYOFFS



## 2016 EASTERN CONFERENCE FIRST ROUND (3-4)

G	DATE	SCORE	OPP	W/L	RECORD	ATTEN.	CHARLOTTE HIGH SCORER	CHARLOTTE HIGH REBOUNDER	OPPONENT HIGH SCORER
1	4/17	91-123	@MIA	L	0-1	19,600	Batum (24)	Zeller (7)	Deng (31)
2	4/20	103-115	@MIA	L	0-2	19,650	Walker (29)	Batum/Jefferson (7)	Wade (28)
3	4/23	96-80	MIA	W	1-2	19,604	Lin (18)	Williams (14)	Deng (19)
4	4/25	89-85	MIA	W	2-2	19,156	Walker (34)	Hawes (8)	Johnson (16)
5	4/27	90-88	@MIA	W	3-2	19,685	Williams (17)	Williams (8)	Wade (25)
6	4/29	90-97	MIA	L	3-3	19,636	Walker (37)	Jefferson (9)	Wade (23)
7	5/1	73-106	@MIA	L	3-4	19,868	Kaminsky (12)	Zeller (7)	Dragic (25)

## 2014 EASTERN CONFERENCE FIRST ROUND (0-4)

G	DATE	SCORE	OPP	W/L	RECORD	ATTEN.	CHARLOTTE HIGH SCORER	CHARLOTTE HIGH REBOUNDER	OPPONENT HIGH SCORER
1	4/20	88-99	@MIA	L	0-1	19,640	Walker (20)	Jefferson (10)	James (27)
2	4/23	97-101	@MIA	L	0-2	19,603	Kidd-Gilchrist (22)	Jefferson (13)	James (32)
3	4/26	85-98	MIA	L	0-3	19,633	Jefferson (20)	McRoberts (9)	James (30)
4	4/28	98-109	MIA	L	0-4	19,092	Walker (29)	McRoberts (10)	James (31)

## 2010 EASTERN CONFERENCE FIRST ROUND (0-4)

G	DATE	SCORE	OPP	W/L	RECORD	ATTEN.	CHARLOTTE HIGH SCORER	CHARLOTTE HIGH REBOUNDER	OPPONENT HIGH SCORER
1	4/18	89-98	@ORL	L	0-1	17,461	Wallace (25)	Wallace (17)	Nelson (32)
2	4/21	77-92	@ORL	L	0-2	17,461	Jackson (27)	Diaw (7)	Carter (19)
3	4/24	86-90	ORL	L	0-3	19,596	Jackson (19)	Wallace (8)	Nelson (32)
4	4/26	90-99	ORL	L	0-4	19,086	Thomas (21)	Thomas (9)	Carter (21)

## 2002 EASTERN CONFERENCE SEMIFINALS (1-4)

G	DATE	SCORE	OPP	W/L	RECORD	ATTEN.	CHARLOTTE HIGH SCORER	CHARLOTTE HIGH REBOUNDER	OPPONENT HIGH SCORER
1	5/5	93-99	@NJN	L	0-1	19,071	Davis (23)	Brown (9)	Kidd (21)
2	5/7	88-102	@NJN	L	0-2	20,049	Davis (21)	Lynch (11)	Harris (24)
3	5/9	115-97	NJN	W	1-2	11,363	Davis (26)	Lynch (12)	Jefferson (16)
4	5/12	79-89	NJN	L	1-3	13,864	Davis (20)	Brown (16)	Kidd (24)
5	5/15	95-103	@NJN	L	1-4	20,049	Magloire/Nailon (14)	Lynch (13)	Kidd (23)

## 2002 EASTERN CONFERENCE FIRST ROUND (3-1)

G	DATE	SCORE	OPP	W/L	ATTEN.	CHARLOTTE HIGH SCORER	CHARLOTTE HIGH REBOUNDER	OPPONENT HIGH SCORER
1	4/20	80-79	ORL	W	9,505	Davis (28)	Brown (15)	McGrady (20)
2	4/23	103-111*	ORL	L	10,323	Campbell (27)	Campbell (13)	McGrady (31)
3	4/27	110-100*	@ORL	W	16,754	Davis (33)	Davis (14)	McGrady (37)
4	4/30	102-85	@ORL	W	16,254	Davis (28)	Davis (11)	McGrady (35)

\* Denotes Number of Overtime Periods

## PLAYOFFS

### 2001 EASTERN CONFERENCE SEMIFINALS (3-4)

G	DATE	SCORE	OPP	W/L	ATTEN.	CHARLOTTE HIGH SCORER	CHARLOTTE HIGH REBOUNDER	OPPONENT HIGH SCORER
1	5/6	92-104	@MIL	L	18,717	Mashburn (23)	Campbell (13)	Allen (26)
2	5/8	90-91	@MIL	L	18,717	Wesley (20)	Brown (11)	Allen (28)
3	5/10	102-92	MIL	W	17,392	Mashburn (36)	Brown (16)	Robinson (23)
4	5/13	85-78	MIL	W	18,756	Mashburn (31)	Brown (13)	Allen (19)
5	5/15	94-86	@MIL	W	18,717	Mashburn (24)	Campbell (10)	Robinson (22)
6	5/17	97-104	MIL	L	23,509	Wesley (27)	Mashburn (9)	Cassell (33)
7	5/20	95-104	@MIL	L	18,717	Davis (29)	Campbell (10)	Robinson (29)

### 2001 EASTERN CONFERENCE FIRST ROUND (3-0)

G	DATE	SCORE	OPP	W/L	ATTEN.	CHARLOTTE HIGH SCORER	CHARLOTTE HIGH REBOUNDER	OPPONENT HIGH SCORER
1	4/21	106-80	@MIA	W	20,085	Mashburn (28)	Brown (7)	House (16)
2	4/23	102-76	@MIA	W	16,500	Mashburn (22)	Brown (8)	Jones (21)
3	4/27	94-79	MIA	W	22,283	Davis/Mashburn (21)	Brown (12)	Jones (22)

### 2000 EASTERN CONFERENCE FIRST ROUND (1-3)

G	DATE	SCORE	OPP	W/L	ATTEN.	CHARLOTTE HIGH SCORER	CHARLOTTE HIGH REBOUNDER	OPPONENT HIGH SCORER
1	4/22	82-92	PHI	L	15,023	Coleman (23)	Coleman (16)	Iverson (40)
2	4/24	108-98*	PHI	W	11,686	Coleman (26)	Campbell (14)	Kukoc (20)
3	4/28	76-81	@PHI	L	20,849	Jones (18)	Coleman (17)	Iverson (24)
4	5/1	99-105	@PHI	L	20,712	Mashburn/Campbell (21)	Coleman/Campbell (11)	Iverson (26)

### 1998 EASTERN CONFERENCE SEMIFINALS (1-4)

G	DATE	SCORE	OPP	W/L	ATTEN.	CHARLOTTE HIGH SCORER	CHARLOTTE HIGH REBOUNDER	OPPONENT HIGH SCORER
1	5/3	70-83	@CHI	L	23,844	Rice (25)	Divac (14)	Jordan (35)
2	5/6	78-76	@CHI	W	23,844	Mason/Curry (15)	Divac (19)	Jordan (22)
3	5/8	89-103	CHI	L	23,799	Rice (31)	Divac (13)	Jordan (27)
4	5/10	80-94	CHI	L	23,799	Divac (15)	Rice (9)	Jordan (31)
5	5/13	84-93	@CHI	L	23,844	Rice (30)	Divac (15)	Jordan (33)

### 1998 EASTERN CONFERENCE FIRST ROUND (3-1)

G	DATE	SCORE	OPP	W/L	ATTEN.	CHARLOTTE HIGH SCORER	CHARLOTTE HIGH REBOUNDER	OPPONENT HIGH SCORER
1	4/23	97-87	ATL	W	19,176	Rice (34)	Mason/Divac (7)	Smith (35)
2	4/25	92-85	ATL	W	20,390	Mason (25)	Rice (13)	Henderson/Smith (22)
3	4/28	64-96	@ATL	L	19,745	Mason (12)	Divac (7)	Blaylock (16)
4	5/1	91-82	@ATL	W	22,074	Mason (29)	Mason (14)	Smith (27)

## 1997 EASTERN CONFERENCE FIRST ROUND (0-3)

G	DATE	SCORE	OPP	W/L	ATTEN.	CHARLOTTE HIGH SCORER	CHARLOTTE HIGH REBOUNDER	OPPONENT HIGH SCORER
1	4/24	99-109	@NYK	L	19,763	Divac (27)	Mason (13)	Houston (25)
2	4/26	93-100	@NYK	L	19,763	Rice (39)	Mason/Divac (12)	Ewing (30)
3	4/28	95-104	NYK	L	24,042	Rice (22)	Mason (11)	Johnson (22)

## 1995 EASTERN CONFERENCE FIRST ROUND (1-3)

G	DATE	SCORE	OPP	W/L	ATTEN.	CHARLOTTE HIGH SCORER	CHARLOTTE HIGH REBOUNDER	OPPONENT HIGH SCORER
1	4/28	*100-108	CHI	L	23,859	Mourning (32)	Mourning (13)	Jordan (48)
2	4/30	106-89	CHI	W	23,859	Johnson (25)	Mourning (20)	Jordan (32)
3	5/2	80-103	@CHI	L	24,114	Johnson (22)	Mourning (7)	Jordan (25)
4	5/4	84-85	@CHI	L	24,221	Mourning (20)	Mourning (13)	Jordan/Pippen (24)

## 1993 EASTERN CONFERENCE SEMIFINALS (1-4)

G	DATE	SCORE	OPP	W/L	ATTEN.	CHARLOTTE HIGH SCORER	CHARLOTTE HIGH REBOUNDER	OPPONENT HIGH SCORER
1	5/9	95-111	@NYK	L	19,763	Mourning (27)	Mourning (13)	Ewing (33)
2	5/12	*101-105	@NYK	L	19,763	Mourning (24)	Green (10)	Ewing (34)
3	5/14	**110-106	NYK	W	23,698	Mourning (34)	Mourning (10)	Ewing (26)
4	5/16	92-94	NYK	L	23,698	Johnson (24)	Mourning (8)	Ewing (28)
5	5/18	101-105	@NYK	L	19,763	Gill (26)	Mourning (12)	Oakley (21)

## 1993 EASTERN CONFERENCE FIRST ROUND (3-1)

G	DATE	SCORE	OPP	W/L	ATTEN.	CHARLOTTE HIGH SCORER	CHARLOTTE HIGH REBOUNDER	OPPONENT HIGH SCORER
1	4/29	101-112	@BOS	L	14,890	Mourning (30)	Johnson (13)	McDaniel (21)
2	5/1	**99-98	@BOS	W	14,890	Johnson (23)	Mourning (14)	McHale (30)
3	5-3	119-89	BOS	W	23,698	Johnson (29)	Johnson (11)	Gamble (19)
4	5/5	104-103	BOS	W	23,698	Mourning (33)	Mourning (7)	Parish (24)

## PLAYOFFS

### 2016 FIRST ROUND VS. MIAMI HEAT

PLAYER	G	GS	MIN	FIELD GOALS			FREE THROWS			REBOUNDS									
				FGM-FGA	PCT	3FGM-3FGA	PCT.	FTM-FTA	PCT.	OR-DR	TOT	AST	PF	DQ	STL	TO	BLK	PTS	PPG
Walker	7	7	260	56-153	.366	14-43	.326	33-35	.943	3-18	21	28	10	0	9	12	4	159	22.7
Jefferson	7	5	169	42-83	.506	0-0	---	9-13	.692	14-29	43	8	12	0	4	6	3	93	13.3
Lin	7	0	189	26-63	.413	3-14	.214	32-39	.821	3-13	16	18	21	0	5	11	0	87	12.4
Batum	5	2	144	17-45	.378	6-22	.273	17-20	.850	2-16	18	10	6	0	2	8	0	57	11.4
Lee	7	7	257	21-51	.412	4-9	.444	14-15	.933	5-15	20	9	19	0	6	5	3	60	8.6
Zeller	7	2	138	21-38	.553	0-0	---	17-21	.810	9-28	37	2	20	0	1	7	3	59	8.4
Kaminsky	7	5	191	14-46	.304	5-17	.294	17-21	.810	3-27	30	8	15	0	6	2	5	50	7.1
Williams	7	7	228	14-51	.275	6-17	.353	2-4	.500	7-41	48	6	11	0	6	2	3	36	5.1
Lamb	3	0	12	5-9	.556	1-1	1.000	0-0	---	1-3	4	1	0	0	0	4	1	11	3.7
Hawes	5	0	54	6-13	.462	1-4	.250	5-6	.833	3-13	16	3	5	0	1	4	2	18	3.6
Daniels	4	0	18	1-8	.125	0-3	.000	0-0	---	0-2	2	0	2	0	0	0	0	2	0.5
Gutierrez	3	0	12	0-3	.000	0-0	---	0-0	---	0-2	2	2	0	0	0	1	0	0	0.0
Harrison	2	0	8	0-0	---	0-0	---	0-0	---	0-1	1	0	1	0	0	0	0	0	0.0
Hansbrough	2	0	6	0-0	---	0-0	---	0-0	---	0-0	0	0	0	0	0	0	0	0	0.0
CHARLOTTE	7	1680	223-563	.396	4-130	.308	146-174	.839	50-208	326	95	122	0	40	66	23	632	90.3	
ORLANDO	7	1680	265-569	.466	58-143	.406	106-144	.736	66-264	384	134	151	1	29	85	50	694	99.1	

### 2016 FIRST ROUND VS. MIAMI HEAT

PLAYER	G	GS	MIN	FIELD GOALS			FREE THROWS			REBOUNDS									
				FGM-FGA	PCT	3FGM-3FGA	PCT.	FTM-FTA	PCT.	OR-DR	TOT	AST	PF	DQ	STL	TO	BLK	PTS	PPG
Walker	4	4	153	26-5	.473	12-24	.500	14-18	.778	1-14	15	24	6	0	8	15	3	78	19.5
Jefferson	3	3	106	26-53	.491	0-0	---	4-5	.800	6-22	28	2	7	0	1	1	5	56	18.7
McRoberts	4	4	154	15-33	.455	8-17	.471	8-10	.800	1-26	27	15	13	0	4	6	1	46	11.5
Neal	4	0	104	18-51	.353	4-18	.222	5-7	.714	3-5	8	4	9	0	0	8	0	45	11.3
Henderson	4	4	119	14-37	.378	0-9	.000	11-17	.647	1-15	16	9	12	1	4	6	1	39	9.8
Douglas-Roberts	4	0	70	11-16	.688	4-8	.500	12-14	.857	2-6	8	2	11	0	0	4	0	38	9.5
Kidd-Gilchrist	4	4	91	14-27	.519	0-1	.000	6-10	.600	8-18	26	6	13	0	0	8	2	34	8.5
Biyombo	3	1	48	3-5	.600	0-0	---	2-6	.333	5-6	11	1	4	0	0	0	2	8	2.7
Ridnour	4	0	36	4-13	.308	2-6	.333	0-0	---	0-4	4	12	1	0	0	4	1	10	2.5
Zeller	4	0	53	3-9	.333	0-0	---	2-4	.500	5-4	9	2	3	0	0	2	3	8	2.0
Tolliver	4	0	21	1-2	.500	1-2	.500	3-3	1.000	1-3	4	1	2	0	0	0	0	6	1.5
Pargo	1	0	3	0-0	---	0-0	---	0-0	---	0-1	1	1	0	0	0	1	0	0	0.0
White	1	0	3	0-0	---	0-0	---	0-0	---	0-2	2	0	0	0	0	1	0	0	0.0
CHARLOTTE	4	960	135-301	.449	31-85	.365	67-94	.713	33-126	159	79	81	1	17	60	18	368	92.0	
ORLANDO	4	960	145-304	.477	38-88	.432	79-104	.760	21-126	147	84	79	0	29	42	18	407	101.8	

## 2010 FIRST ROUND VS. ORLANDO MAGIC

PLAYER	G	GS	MIN	FIELD GOALS			FREE THROWS			REBOUNDS									
				FGM-FGA	PCT	3FGM-3FGA	PCT.	FTM-FTA	PCT.	OR-DR	TOT	AST	PF	DQ	STL	TO	BLK	PTS	PPG
Walker	4	4	153	26-55	.473	12-24	.500	14-18	.778	1-14	15	24	6	0	8	15	3	78	19.5
Wallace	4	4	164	21-44	.477	5-11	.455	23-35	.657	2-34	36	9	9	0	5	3	6	70	17.5
Felton	4	4	130	17-42	.405	4-3	.308	9-12	.750	3-7	10	20	8	0	2	6	0	47	11.8
Thomas	4	0	68	15-24	.625	0-0	---	5-6	.833	6-16	22	2	9	0	2	4	2	35	8.8
Diaw	4	4	152	14-28	.500	1-9	.111	1-2	.500	7-13	20	16	11	0	1	12	3	30	7.5
Hughes	4	0	58	8-17	.471	4-10	.400	4-7	.571	1-12	13	6	8	0	0	3	0	24	6.0
Mohammed	4	0	48	11-19	.579	0-0	---	2-3	.667	5-3	8	2	13	0	1	1	2	24	6.0
Chandler	4	0	60	6-11	.545	0-0	---	2-3	.667	3-7	10	2	16	1	2	4	3	14	3.5
Ratliff	4	4	47	3-8	.375	0-0	---	1-2	.500	0-3	3	1	15	0	2	2	0	7	1.8
Brown	2	0	1	1-1	1.000	0-0	---	0-0	---	0-0	0	0	0	0	0	0	0	2	1.0
Graham	2	0	5	0-4	.000	0-1	.000	0-0	---	0-0	0	1	1	0	1	1	0	0	0.0
CHARLOTTE	4	960	125-282	.443	19-68	.279	73-102	.716	34-112	146	81	107	1	22	62	18	342	85.5	
ORLANDO	4	960	121-275	.440	45-120	.375	92-129	.713	37-114	151	62	94	4	31	51	26	379	94.8	

## 2002 FIRST ROUND VS. ORLANDO MAGIC

PLAYER	G	GS	MIN	FIELD GOALS			FREE THROWS			REBOUNDS									
				FGM-FGA	PCT	3FGM-3FGA	PCT.	FTM-FTA	PCT.	OR-DR	TOT	AST	PF	DQ	STL	TO	BLK	PTS	PPG
Davis	4	4	186	35-87	.402	10-26	.385	20-27	.741	9-27	36	37	13	1	11	10	3	100	25.0
Wesley	4	4	168	21-54	.389	7-12	.583	13-14	.929	3-8	11	6	12	0	4	9	2	62	15.5
Campbell	4	4	107	24-52	.462	0-0	---	5-6	.833	9-21	30	8	14	0	1	7	9	53	13.3
Magloire	4	0	93	11-19	.579	0-0	---	28-35	.800	6-16	22	3	12	0	0	6	6	50	12.5
Brown	4	4	152	17-41	.415	0-0	---	15-21	.714	15-25	40	8	14	1	4	5	2	49	12.3
Augmon	4	0	86	9-21	.429	0-0	---	9-11	.818	4-11	15	8	14	1	6	5	1	27	6.8
Nailon	4	1	79	11-25	.440	0-0	---	5-8	.625	2-6	8	5	6	0	1	2	0	27	6.8
Lynch	4	2	98	7-15	.467	0-0	---	3-6	.500	15-13	28	3	11	0	4	4	0	17	4.3
Traylor	4	0	29	3-9	.333	0-0	---	4-6	.667	0-9	9	1	7	0	2	2	1	10	2.5
Drew	1	0	1	0-0	---	0-0	---	0-0	---	0-0	0	0	0	0	0	0	0	0	0.0
Haston	1	0	1	0-0	---	0-0	---	0-0	---	0-0	0	0	0	0	0	0	0	0	0.0
Mashburn	1	1	10	0-6	.000	0-1	.000	0-0	---	0-1	1	1	0	0	0	0	0	0	0.0
CHARLOTTE	4	1010	138-329	.419	17-39	.436	102-134	.761	63-137	200	80	103	3	33	57	24	395	98.8	
ORLANDO	4	1010	133-315	.422	17-66	.258	92-124	.742	36-122	158	78	103	0	22	48	154	375	93.8	

# PLAYOFFS

## 2002 SECOND ROUND VS. NEW JERSEY NETS

PLAYER	G	GS	MIN	FIELD GOALS			FREE THROWS		REBOUNDS										
				FGM-FGA	PCT	3FGM-3FGA	PCT.	FTM-FTA	PCT.	OR-DR	TOT	AST	PF	DQ	STL	TO	BLK	PTS	PPG
Davis	5	5	215	36-101	.356	11-36	.306	20-40	.500	7-20	27	34	23	1	21	17	2	103	20.6
Wesley	5	5	209	31-75	.413	10-26	.385	8-9	.889	0-6	6	25	18	0	6	12	0	80	16.0
Campbell	5	5	147	25-58	.431	0-1	.000	19-28	.679	5-25	30	8	20	0	5	10	14	69	13.8
Magloire	4	0	75	11-21	.524	0-0	---	26-36	.722	11-12	23	2	18	1	0	11	9	48	12.0
Lynch	5	5	188	22-44	.500	2-6	.333	6-7	.857	17-31	48	11	15	0	6	6	6	52	10.4
Brown	5	5	179	15-34	.441	0-0	---	13-16	.813	14-32	46	6	23	2	2	3	10	43	8.6
Nailon	5	0	81	16-34	.471	0-1	.000	10-11	.909	8-8	16	1	11	0	2	5	0	42	8.4
Augmon	5	0	66	7-20	.350	0-0	---	7-10	.700	3-9	12	5	7	0	4	7	0	21	4.2
Drew	1	0	4	1-1	1.000	0-0	---	0-0	---	0-0	0	2	0	0	0	0	0	2	2.0
Haston	1	0	3	1-1	1.000	0-0	---	0-0	---	0-1	1	0	1	0	1	0	0	2	2.0
Traylor	4	0	33	4-11	.364	0-1	.000	0-0	---	4-3	7	2	8	0	0	2	1	8	2.0
CHARLOTTE	5	1200	169-400	.423	23-71	.324	109-157	.694	69-147	216	96	144	4	47	76	42	470	94.0	
NEW JERSEY	5	1200	176-408	.431	20-67	.299	118-155	.761	67-144	211	114	129	4	36	72	32	490	98.0	

## 2002 BOTH ROUNDS COMBINED

PLAYER	G	GS	MIN	FIELD GOALS			FREETHROWS		REBOUNDS										
				FGM-FGA	PCT	3FGM-3FGA	PCT.	FTM-FTA	PCT.	OR-DR	TOT	AST	PF	DQ	STL	TO	BLK	PTS	PPG
Davis	9	9	401	71-188	.378	21-62	.339	40-67	.597	16-47	63	71	36	2	32	27	5	203	22.6
Wesley	9	9	377	52-129	.403	17-38	.447	21-23	.913	3-14	17	31	30	0	10	21	2	142	15.8
Campbell	9	9	254	49-110	.445	0-1	.000	24-34	.706	14-46	60	16	34	0	6	17	23	122	13.6
Magloire	8	0	168	22-40	.550	0-0	---	54-71	.761	17-28	45	5	30	1	0	17	15	98	12.3
Brown	9	9	331	32-75	.427	0-0	---	28-37	.757	29-57	86	14	37	3	6	8	12	92	10.2
Lynch	9	7	286	29-59	.492	2-6	.333	9-13	.692	32-44	76	14	26	0	10	10	6	69	7.7
Nailon	9	1	160	27-59	.458	0-1	.000	15-19	.789	10-14	24	6	17	0	3	7	0	69	7.7
Augmon	9	0	152	16-41	.390	0-0	---	16-21	.762	7-20	27	13	21	1	10	12	1	48	5.3
Traylor	8	0	62	7-20	.350	0-1	.000	4-6	.667	4-12	16	3	15	0	2	4	2	18	2.3
Drew	2	0	5	1-1	1.000	0-0	---	0-0	---	0-0	0	2	0	0	0	0	0	2	1.0
Haston	2	0	4	1-1	1.000	0-0	---	0-0	---	0-1	1	0	1	0	1	0	0	2	1.0
Mashburn	1	1	10	0-6	.000	0-1	.000	0-0	---	0-1	1	1	0	0	0	0	0	0	0.0
CHARLOTTE	9	2210	307-729	.421	40-110	.364	211-291	.725	132-284	416	176	247	7	80	133	66	865	96.1	
OPPONENTS	9	2210	309-722	.428	37-133	.278	210-279	.753	103-266	369	192	323	4	58	120	47	865	96.1	



## 2001 FIRST ROUND VS. MIAMI HEAT

PLAYER	G	GS	MIN	FIELD GOALS			FREETHROWS			REBOUNDS							PTS	PPG	
				FGM-FGA	PCT	3FGM-3FGA	PCT.	FTM-FTA	PCT.	OR-DR	TOT	AST	PF	DQ	STL	TO			BLK
Mashburn	3	3	119	22-50	.440	2-3	.667	25-25	1.000	4-14	18	14	6	0	4	7	0	71	23.7
Davis	3	3	110	22-40	.550	4-10	.400	13-15	.867	4-10	14	15	6	0	9	10	0	61	20.3
Wesley	3	3	95	18-33	.545	7-10	.700	7-9	.778	2-7	9	6	4	0	8	2	1	50	16.7
Robinson	3	0	63	17-24	.708	0-0	---	2-2	1.000	6-8	14	5	3	0	2	2	1	36	12.0
Brown	3	3	110	7-17	.412	0-0	---	10-13	.769	9-18	27	3	9	0	5	7	4	24	8.0
Campbell	3	3	63	5-17	.294	0-0	---	9-12	.750	3-10	13	2	14	1	1	5	2	19	6.3
Coleman	3	0	62	5-22	.227	1-7	.143	4-5	.800	4-12	16	4	9	0	3	3	1	15	5.0
Hawkins	3	0	40	3-8	.375	1-4	.250	5-7	.714	1-7	8	3	4	0	3	0	0	12	4.0
Burrell	2	0	12	2-3	.667	0-1	.000	1-2	.500	0-3	3	1	0	0	2	0	0	5	2.5
Magloire	3	0	29	2-5	.400	0-0	---	2-8	.250	2-5	7	0	6	0	0	1	3	6	2.0
Recasner	2	0	9	0-1	.000	0-0	---	3-4	.750	0-1	1	2	0	0	0	1	0	3	1.5
Thorpe	2	0	8	0-3	.000	0-0	---	0-0	---	1-0	1	0	1	0	0	1	0	0	0.0
CHARLOTTE	3	720	103-223	.462	15-35	.429	81-102	.794	36-95	131	55	62	1	37	42	12	302	100.7	
MIAMI	3	720	89-217	.410	16-50	.320	41-58	.707	22-83	105	50	76	0	15	56	15	235	78.3	

## 2001 SECOND ROUND VS. MILWAUKEE BUCKS

PLAYER	G	GS	MIN	FIELD GOALS			FREETHROWS			REBOUNDS							PTS	PPG	
				FGM-FGA	PCT	3FGM-3FGA	PCT.	FTM-FTA	PCT.	OR-DR	TOT	AST	PF	DQ	STL	TO			BLK
Mashburn	7	7	300	62-158	.392	5-18	.278	49-63	.778	14-30	44	43	18	0	8	23	3	178	25.4
Wesley	7	7	299	45-101	.446	6-23	.261	24-32	.750	2-19	21	33	24	0	8	12	0	120	17.1
Davis	7	7	287	37-83	.446	16-40	.400	27-41	.659	5-25	30	43	27	0	19	12	5	117	16.7
Campbell	7	7	224	37-89	.416	0-0	---	28-37	.757	24-42	66	5	23	0	4	12	9	102	14.6
Brown	7	7	275	21-50	.420	0-0	---	14-16	.875	32-41	73	8	22	1	7	5	10	56	8.0
Coleman	2	0	26	4-12	.333	1-1	1.000	3-4	.750	5-4	9	2	3	0	1	2	1	12	6.0
Magloire	7	0	81	14-23	.609	0-0	---	5-15	.333	6-15	21	3	14	0	0	3	3	33	4.7
Robinson	7	0	129	14-36	.389	1-3	.333	4-4	1.000	3-16	19	4	9	0	2	3	3	33	4.7
Thorpe	6	0	49	2-6	.333	0-0	---	0-0	---	5-11	16	0	7	0	0	1	0	4	0.7
Hawkins	3	0	10	0-0	---	0-0	---	0-0	---	0-1	1	1	0	0	0	0	0	0	0.0
CHARLOTTE	7	1680	236-558	.423	29-85	.341	54-212	.726	96-204	300	142	147	1	49	79	34	655	93.6	
MILWAUKEE	7	1680	244-560	.436	48-124	.387	123-156	.788	84-220	304	168	173	2	42	94	54	659	94.1	

## 2001 BOTH ROUNDS COMBINED

PLAYER	G	GS	MIN	FIELD GOALS			FREETHROWS			REBOUNDS							PTS	PPG	
				FGM-FGA	PCT	3FGM-3FGA	PCT.	FTM-FTA	PCT.	OR-DR	TOT	AST	PF	DQ	STL	TO			BLK
Mashburn	10	10	419	84-208	.404	7-21	.333	74-88	.841	18-44	62	57	24	0	12	30	3	249	24.9
Davis	10	10	397	59-123	.480	20-50	.400	40-56	.714	9-35	44	58	33	0	28	22	5	178	17.8
Wesley	10	10	394	63-134	.470	13-33	.394	31-41	.756	4-26	30	39	28	0	16	14	1	170	17.0
Campbell	10	10	287	42-106	.396	0-0	---	37-49	.755	27-52	79	7	37	1	5	17	11	121	12.1
Brown	10	0	385	28-67	.418	0-0	---	24-29	.828	41-59	100	11	31	1	12	12	14	80	8.0
Robinson	10	0	192	31-60	.517	1-3	.333	6-6	1.000	9-24	33	9	12	0	4	5	4	69	6.9
Coleman	5	0	88	9-34	.265	2-8	.250	7-9	.778	9-16	25	6	12	0	4	5	2	27	5.4
Magloire	10	0	110	16-28	.571	0-0	---	7-23	.304	8-20	28	3	20	0	0	4	6	39	3.9
Burrell	2	0	12	2-3	.667	0-1	.000	1-2	.500	0-3	3	1	0	0	2	0	0	5	2.5
Hawkins	6	0	50	3-8	.375	1-4	.250	5-7	.714	1-8	9	4	4	0	3	0	0	12	2.0
Recasner	2	0	9	0-1	.000	0-0	---	3-4	.750	0-1	1	2	0	0	0	1	0	3	1.5
Thorpe	8	0	57	2-9	.222	0-0	---	0-0	---	6-11	17	0	8	0	0	2	0	4	0.5
CHARLOTTE	10	2400	339-781	.434	44-120	.367	235-314	.748	132-299	431	197	209	2	86	121	46	957	95.7	
OPPONENTS	10	2400	333-777	.429	64-174	.368	164-214	.766	106-303	409	218	249	2	57	150	69	894	89.4	

**PLAYOFFS**

**2000 FIRST ROUND VS. PHILADELPHIA 76ERS**

PLAYER	G	GS	MIN	FIELD GOALS			FREETHROWS		REBOUNDS										
				FGM-FGA	PCT	3FGM-3FGA	PCT.	FTM-FTA	PCT.	OR-DR	TOT	AST	PF	DQ	STL	TO	BLK	PTS	PPG
Coleman	4	4	169	27-57	.474	5-16	.313	22-28	.786	10-40	50	14	11	1	3	13	12	81	20.3
Jones	4	4	171	22-58	.379	9-26	.346	15-16	.938	4-16	20	19	12	0	10	5	3	68	17.0
Campbell	4	4	150	22-47	.468	0-1	.000	13-14	.929	9-24	33	4	16	0	2	8	4	57	14.3
Mason	4	4	179	18-38	.474	0-1	.000	14-20	.700	16-23	39	22	13	0	4	13	0	50	12.5
Wesley	4	4	152	16-48	.333	3-10	.300	9-9	1.000	3-9	12	19	17	0	8	6	0	44	11.0
Miller	4	0	62	9-17	.529	0-0	---	12-15	.800	8-5	13	3	11	0	0	9	3	30	7.5
B.Davis	4	0	57	10-23	.435	1-6	.167	2-4	.500	3-3	6	6	6	0	4	3	0	23	5.8
Robinson	4	0	45	5-12	.417	0-0	---	2-2	1.000	1-2	3	4	2	0	2	1	1	12	3.0
CHARLOTTE	4	985	129-300	.430	18-60	.300	89-108	.824	54-122	176	91	88	1	33	62	23	365	91.3	
PHILADELPHIA	4	985	137-320	.428	24-60	.400	78-101	.772	52-110	162	85	97	1	28	51	24	376	94.0	

**1998 FIRST ROUND VS. ATLANTA HAWKS**

PLAYER	G	GS	MIN	FIELD GOALS			FREETHROWS		REBOUNDS										
				FGM-FGA	PCT	3FGM-3FGA	PCT.	FTM-FTA	PCT.	OR-DR	TOT	AST	PF	DQ	STL	TO	BLK	PTS	PPG
Rice	4	4	154	37-71	.521	4-12	.333	14-19	.737	5-19	24	3	11	0	2	6	1	92	23.0
Mason	4	4	168	32-50	.640	0-0	---	12-24	.500	7-26	33	11	5	0	3	9	0	76	19.0
Divac	4	4	153	21-35	.600	0-0	---	6-11	.545	5-27	32	17	16	0	2	10	4	48	12.0
Wesley	4	4	147	15-42	.357	6-10	.600	12-17	.706	5-7	12	33	10	0	6	10	0	48	12.0
Curry	4	0	89	12-25	.480	2-6	.333	1-1	1.000	2-7	9	8	12	0	3	1	3	27	6.8
Phills	4	4	121	12-29	.414	2-4	.500	1-6	.167	4-10	14	11	11	0	4	5	0	27	6.8
Reid	4	0	53	5-16	.313	0-1	.000	5-7	.714	3-6	9	1	11	0	3	6	2	15	3.8
Beck	2	0	5	2-3	.667	0-1	.000	0-0	---	0-0	0	0	0	0	2	1	0	4	2.0
Armstrong	4	0	40	2-9	.222	0-1	.000	0-0	---	1-1	2	4	4	0	2	2	0	4	1.0
Royal	2	0	15	0-3	.000	0-0	---	2-2	1.000	0-2	2	1	2	0	0	0	0	2	1.0
Williams	2	0	11	0-1	.000	0-0	---	1-2	.500	0-4	4	0	3	0	1	0	1	1	0.5
Ceiger	1	0	4	0-0	---	0-0	---	0-0	---	0-0	0	0	0	0	0	0	0	0	0.0
CHARLOTTE	4	960	138-284	.486	14-35	.400	54-89	.607	32-109	141	89	85	0	28	54	11	344	86.0	
ATLANTA	4	960	131-292	.449	27-72	.375	61-89	.685	44-116	160	68	94	2	31	51	19	350	87.5	

**1998 SECOND ROUND VS. CHICAGO BULLS**

PLAYER	G	GS	MIN	FIELD GOALS			FREETHROWS		REBOUNDS										
				FGM-FGA	PCT	3FGM-3FGA	PCT.	FTM-FTA	PCT.	OR-DR	TOT	AST	PF	DQ	STL	TO	BLK	PTS	PPG
Rice	5	5	215	45-102	.441	7-24	.292	16-17	.941	6-21	27	10	15	0	3	7	2	113	22.6
Mason	5	5	199	25-49	.510	0-1	.000	13-18	.722	10-28	38	20	12	0	5	13	0	63	12.6
Divac	5	5	192	21-52	.404	0-1	.000	14-22	.636	20-46	66	14	18	1	5	12	10	56	11.2
Wesley	5	5	138	18-41	.439	3-11	.273	3-4	.750	0-6	6	27	15	0	1	9	0	42	8.4
Armstrong	5	0	106	14-33	.424	2-4	.500	3-4	.750	1-7	8	14	7	0	4	4	0	33	6.6
Phills	5	5	148	13-35	.371	3-13	.231	1-2	.500	0-9	9	13	13	0	6	8	2	30	6.0
Curry	5	0	82	9-27	.333	2-10	.200	5-6	.833	4-6	10	2	9	0	4	4	0	25	5.0
Royal	2	0	13	3-4	.750	0-0	---	1-2	.500	0-2	2	0	2	0	0	1	0	7	3.5
Reid	5	0	61	6-12	.500	0-0	---	3-3	1.000	4-7	11	1	12	0	0	5	0	15	3.0
Beck	4	0	21	4-9	.444	1-1	1.000	2-2	1.000	1-0	1	0	4	0	2	2	0	11	2.8
Williams	2	0	7	1-2	.500	0-0	---	2-2	1.000	1-0	1	0	0	0	0	0	0	4	2.0
Ceiger	3	0	18	1-6	.167	0-0	---	0-0	---	3-2	5	1	2	0	0	1	0	2	0.7
CHARLOTTE	5	1200	160-372	.430	18-65	.277	63-82	.768	50-134	184	102	109	1	30	73	14	401	80.2	
CHICAGO	5	1200	171-384	.445	18-62	.290	89-116	.767	64-147	211	111	95	0	41	59	21	449	89.8	

## 1998 BOTH ROUNDS COMBINED

PLAYER	G	GS	MIN	FIELD GOALS			FREETHROWS			REBOUNDS									
				FGM-FGA	PCT	3FGM-3FGA	PCT.	FTM-FTA	PCT.	OR-DR	TOT	AST	PF	DQ	STL	TO	BLK	PTS	PPG
Rice	9	9	369	82-173	.474	11-36	.306	30-36	.833	11-40	51	13	26	0	5	13	3	205	22.8
Mason	9	9	367	57-99	.576	0-1	.000	25-42	.595	17-54	71	31	17	0	8	22	0	139	15.4
Divac	9	9	345	42-87	.483	0-1	.000	20-33	.606	25-73	98	31	34	1	7	22	14	104	11.6
Wesley	9	9	285	33-83	.398	9-21	.429	15-21	.714	5-13	18	60	25	0	7	19	0	90	10.0
Phills	9	9	269	25-64	.391	5-17	.294	2-8	.250	4-19	23	24	24	0	10	13	2	57	6.3
Curry	9	0	171	21-52	.404	4-16	.250	6-7	.857	6-13	19	10	21	0	7	5	3	52	5.8
Armstrong	9	0	146	16-42	.381	2-5	.400	3-4	.750	2-8	10	18	11	0	6	6	0	37	4.1
Reid	9	0	114	11-28	.393	0-1	.000	8-10	.800	7-13	20	2	23	0	3	11	2	30	3.3
Beck	6	0	26	6-12	.500	1-2	.500	2-2	1.000	1-0	1	0	4	0	4	3	0	15	2.5
Royal	4	0	28	3-7	.429	0-0	---	3-4	.750	0-4	4	1	4	0	0	1	0	9	2.3
Williams	4	0	18	1-3	.333	0-0	---	3-4	.750	1-4	5	0	3	0	1	0	1	5	1.3
Ceiger	4	0	22	1-6	.167	0-0	---	0-0	---	3-2	5	1	2	0	0	1	0	2	0.5
CHARLOTTE	9	2160	298-656	.454	32-100	.320	117-171	.684	82-243	325	191	194	1	58	127	25	745	82.8	
OPPONENTS	9	2160	302-676	.447	45-134	.336	150-205	.732	108-263	371	179	189	2	72	110	40	799	88.8	

## 1997 FIRST ROUND VS. NEW YORK KNICKS

PLAYER	G	GS	MIN	FIELD GOALS			FREETHROWS			REBOUNDS									
				FGM-FGA	PCT	3FGM-3FGA	PCT.	FTM-FTA	PCT.	OR-DR	TOT	AST	PF	DQ	STL	TO	BLK	PTS	PPG
Rice	3	3	137	28-57	.491	6-16	.375	21-23	.913	1-10	11	11	11	0	4	4	1	83	27.7
Divac	3	3	116	21-46	.457	0-3	.000	12-15	.800	13-13	26	10	11	0	3	6	6	54	18.0
Bogues	2	2	58	11-19	.579	6-7	.857	4-4	1.000	1-2	3	5	3	0	1	6	0	32	16.0
Mason	3	3	131	16-38	.421	0-0	---	7-13	.538	8-28	36	9	6	0	1	9	1	39	13.0
Delk	3	1	85	13-31	.419	5-13	.385	0-0	---	5-5	10	6	10	0	2	2	0	31	10.3
Pierce	3	2	87	11-24	.458	1-7	.143	0-0	---	1-7	8	4	8	0	2	3	0	23	7.7
Curry	3	1	50	5-17	.294	1-4	.250	3-3	1.000	1-0	1	5	5	0	4	1	0	14	4.7
Ceiger	3	0	31	2-3	.667	0-0	---	2-2	1.000	4-4	8	2	5	0	2	2	1	6	2.0
Rose	2	0	12	2-4	.500	0-0	---	0-0	---	4-1	5	1	2	0	0	2	0	4	2.0
Smith	2	0	9	0-1	.000	0-1	.000	1-2	.500	0-1	1	2	1	0	1	3	0	1	0.5
Royal	1	0	4	0-1	.000	0-0	---	0-0	---	0-2	2	0	1	0	0	0	0	0	0.0
CHARLOTTE	3	720	109-241	.452	19-51	.373	50-62	.806	38-73	111	55	63	0	20	40	9	287	95.7	
NEW YORK	3	720	126-221	.570	26-57	.456	35-52	.673	24-83	107	80	66	0	21	44	10	313	104.3	

## 1995 FIRST ROUND VS. CHICAGO BULLS

PLAYER	G	GS	MIN	FIELD GOALS			FREETHROWS			REBOUNDS									
				FGM-FGA	PCT	3FGM-3FGA	PCT.	FTM-FTA	PCT.	OR-DR	TOT	AST	PF	DQ	STL	TO	BLK	PTS	PPG
Mourning	4	4	174	24-57	.421	4-8	.500	36-43	.837	14-39	53	11	17	0	3	14	13	88	22.0
Johnson	4	4	172	31-65	.477	1-9	.111	20-25	.800	10-13	23	11	7	0	4	6	2	83	20.8
Curry	4	0	107	16-34	.471	9-21	.429	10-11	.909	5-4	9	6	11	0	0	6	0	51	12.8
Hawkins	4	4	130	13-32	.406	4-13	.308	15-17	.882	5-16	21	8	13	1	6	9	2	45	11.3
Bogues	4	4	145	14-45	.311	1-3	.333	5-5	1.000	3-3	6	25	8	0	4	9	0	34	8.5
Wingate	4	4	73	13-27	.481	2-6	.333	4-6	.667	3-3	6	15	14	0	4	4	0	32	8.0
Adams	1	0	11	2-5	.400	0-2	.000	0-0	---	0-1	1	2	0	0	0	0	0	4	4.0
Gattison	4	0	58	5-8	.625	0-0	---	5-8	.625	5-7	12	2	16	0	2	5	0	15	3.8
Parish	4	0	71	6-11	.545	0-0	---	2-5	.400	4-5	9	1	2	0	0	1	3	14	3.5
Hancock	3	0	18	2-6	.333	0-0	---	0-0	---	2-2	4	1	5	0	1	3	0	4	1.3
Sutton	3	0	23	0-7	.000	0-5	.000	0-0	---	3-2	5	3	1	0	0	1	0	0	0.0
Wolf	1	0	3	0-0	---	0-0	---	0-0	---	0-0	0	0	0	0	0	0	0	0	0.0
CHARLOTTE	4	985	126-297	.424	21-67	.313	97-120	.808	54-95	149	85	94	1	24	63	20	370	92.5	
CHICAGO	4	985	147-308	.477	30-65	.462	61-87	.701	47-105	152	93	108	2	28	64	13	385	96.3	

## PLAYOFFS

### 1993 FIRST ROUND VS. BOSTON CELTICS

PLAYER	G	GS	MIN	FIELD GOALS			FREETHROWS		REBOUNDS							PTS	PPG		
				FGM-FGA	PCT	3FGM-3FGA	PCT.	FTM-FTA	PCT.	OR-DR	TOT	AST	PF	DQ	STL			TO	BLK
Mourning	4	4	152	29-55	.527	0-0	---	37-45	.822	10-30	40	4	19	1	2	14	16	95	23.8
Johnson	4	4	163	35-57	.614	0-0	---	18-22	.818	10-27	37	17	11	0	3	8	2	88	22.0
Gill	4	4	160	33-81	.407	0-3	.000	12-17	.706	8-4	12	14	14	0	8	5	3	78	19.5
Curry	4	0	91	21-43	.488	5-1	.455	2-4	.500	4-9	13	10	6	0	5	2	0	49	12.3
Bogues	4	4	154	17-39	.436	0-1	.000	1-3	.333	3-8	11	39	4	0	6	6	0	35	8.8
Newman	4	4	79	11-22	.500	0-1	.000	6-9	.667	6-2	8	6	4	0	6	6	1	28	7.0
Gattison	4	0	105	12-20	.600	0-0	---	2-8	.250	6-10	16	10	10	0	4	5	0	26	6.5
Bennett	3	0	27	4-11	.364	1-4	.250	0-0	---	0-2	2	4	4	0	1	0	0	9	3.0
Wingate	4	0	42	4-5	.800	0-0	---	1-2	.500	1-1	2	6	1	0	1	0	0	9	2.3
Green	4	0	33	3-9	.333	0-0	---	0-0	---	3-8	11	0	4	0	0	0	1	6	1.5
Gminski	1	0	1	0-0	---	0-0	---	0-0	---	0-0	0	0	0	0	0	0	0	0	0.0
Lynch	1	0	3	0-0	---	0-0	---	0-0	---	0-0	0	1	0	0	0	0	0	0	0.0
CHARLOTTE	4	1010	169-342	.494	6-20	.300	79-110	.718	51-101	152	111	77	1	36	51	23	423	105.8	
BOSTON	4	1010	169-359	.471	7-28	.250	57-69	.826	58-108	166	87	87	0	18	59	25	402	100.5	

### 1993 SECOND ROUND VS. NEW YORK KNICKS

PLAYER	G	GS	MIN	FIELD GOALS			FREETHROWS		REBOUNDS							PTS	PPG		
				FGM-FGA	PCT	3FGM-3FGA	PCT.	FTM-FTA	PCT.	OR-DR	TOT	AST	PF	DQ	STL			TO	BLK
Mourning	5	5	215	42-93	.452	0-2	.000	35-48	.729	18-31	49	9	18	0	4	23	15	119	23.8
Johnson	5	5	185	33-65	.508	1-4	.250	23-30	.767	9-16	25	13	16	0	2	11	0	90	18.0
Gill	5	5	193	32-81	.395	1-3	.333	13-18	.722	18-16	34	12	15	0	13	14	3	78	15.6
Bogues	5	5	192	22-43	.512	0-1	.000	9-11	.818	3-22	25	31	17	0	18	11	0	53	10.6
Curry	5	0	131	21-54	.389	1-10	.100	7-7	1.000	7-12	19	8	13	0	8	11	0	50	10.0
Newman	5	5	94	17-33	.515	1-4	.250	5-7	.714	1-10	11	12	15	0	4	9	0	40	8.0
Gattison	5	0	82	10-26	.385	0-0	---	7-13	.538	13-10	23	1	8	0	1	2	1	27	5.4
Bennett	5	0	59	8-14	.571	3-4	.750	2-2	1.000	1-6	7	9	4	0	1	5	1	21	4.2
Wingate	5	0	75	4-17	.235	0-0	---	2-6	.333	3-7	10	9	8	0	3	1	1	10	2.0
Gminski	1	0	4	1-2	.500	0-0	---	0-0	---	0-1	1	0	0	0	0	0	0	2	2.0
Green	5	0	45	4-9	.444	0-0	---	1-3	.333	5-13	18	1	11	0	1	2	0	9	1.8
CHARLOTTE	5	1275	194-437	.444	7-28	.250	104-145	.717	78-144	222	105	125	0	55	95	21	499	99.8	
NEW YORK	5	1275	207-444	.466	12-45	.267	95-120	.792	80-155	235	137	125	2	43	96	26	521	104.2	

### 1993 BOTH ROUNDS COMBINED

PLAYER	G	GS	MIN	FIELD GOALS			FREETHROWS		REBOUNDS							PTS	PPG		
				FGM-FGA	PCT	3FGM-3FGA	PCT.	FTM-FTA	PCT.	OR-DR	TOT	AST	PF	DQ	STL			TO	BLK
Mourning	9	9	367	71-148	.480	0-2	.000	72-93	.774	28-61	89	13	37	1	6	37	31	214	23.8
Johnson	9	9	348	68-122	.557	1-4	.250	41-52	.788	19-43	62	30	27	0	5	19	2	178	19.8
Gill	9	9	353	65-162	.401	1-6	.167	25-35	.714	26-20	46	26	29	0	21	19	6	156	17.3
Curry	9	0	222	42-97	.433	6-21	.286	9-11	.818	11-21	32	18	19	0	13	13	0	99	11.0
Bogues	9	9	346	39-82	.476	0-2	.000	10-14	.714	6-30	36	70	21	0	24	17	0	88	9.8
Newman	9	9	173	28-55	.509	1-5	.200	11-16	.688	7-12	19	18	19	0	10	15	1	88	7.6
Gattison	9	0	187	22-46	.478	0-0	---	9-21	.429	19-20	39	11	18	0	5	7	1	53	5.9
Bennett	8	0	86	12-25	.480	4-8	.500	2-2	1.000	1-8	9	13	8	0	2	5	1	30	3.8
Wingate	9	0	117	8-22	.364	0-0	---	3-8	.375	4-8	12	15	9	0	4	1	1	19	2.1
Green	9	0	78	7-18	.389	0-0	---	1-3	.333	8-21	29	1	15	0	1	2	1	15	1.7
Gminski	2	0	5	1-2	.500	0-0	---	0-0	---	0-1	1	0	0	0	0	0	0	2	1.0
Lynch	1	0	3	0-0	---	0-0	---	0-0	---	0-0	0	1	0	0	0	0	0	0	0.0
CHARLOTTE	9	2285	363-779	.466	13-48	.271	183-255	.718	129-245	374	216	202	1	91	146	44	922	102.4	
OPPONENTS	9	2285	376-803	.468	19-73	.260	152-189	.804	138-263	401	224	212	2	61	155	51	923	102.6	

## TEAM HIGHS

## POINTS

Game	119	vs. Boston	5/3/93
------	-----	------------	--------

## REBOUNDS

Game	57	vs. Milwaukee	5/10/01
------	----	---------------	---------

## OFFENSIVE REBOUNDS

Game	20	vs. Orlando	4/20/02
------	----	-------------	---------

## DEFENSIVE REBOUNDS

Game	40	vs. Milwaukee	5/10/01
------	----	---------------	---------

## ASSISTS

Game	36	vs. Philadelphia*	4/24/00
------	----	-------------------	---------

## STEALS

Game	17	at Miami	4/21/01
	17	vs. New York**	5/14/93

## TURNOVERS

Game	23	vs. Philadelphia	4/22/00
------	----	------------------	---------

## BLOCKED SHOTS

Game	13	vs. New Jersey	5/12/02
------	----	----------------	---------

## PERSONAL FOULS

Game	36	at New Jersey	5/15/02
------	----	---------------	---------

## FIELD GOALS MADE

Game	51	vs. Boston	5/3/93
------	----	------------	--------

## FIELD GOALS ATTEMPTED

Game	93	at Boston	4/29/93
------	----	-----------	---------

## FIELD GOAL PERCENTAGE

Game	.614	vs. Boston (51-83)	5/3/93
------	------	--------------------	--------

## 3-POINT FIELD GOALS MADE

Game	12	at Miami	4/27/16
------	----	----------	---------

## 3-POINT FIELD GOAL ATTEMPTED

Game	25	vs. Miami	4/28/14
------	----	-----------	---------

## 3-POINT FIELD GOAL PERCENTAGE

Game	.778	at Milwaukee (7-9)	5/15/01
------	------	--------------------	---------

## FREE THROWS MADE

Game	35	vs. Milwaukee	5/17/01
------	----	---------------	---------

## FREE THROWS ATTEMPTED

Game	43	vs. Milwaukee	5/17/01
------	----	---------------	---------

## FREE THROW PERCENTAGE

Game	1.000	at Miami (12-12)	5/1/16
------	-------	------------------	--------

\* Denotes Number of Overtime Periods

## TEAM LOWS

## POINTS

Game	64	at Atlanta	4/28/98
------	----	------------	---------

## REBOUNDS

Game	26	at Chicago	5/2/95
------	----	------------	--------

## OFFENSIVE REBOUNDS

Game	4	vs. Miami	4/26/14
------	---	-----------	---------

## DEFENSIVE REBOUNDS

Game	18	at Chicago	5/2/95
------	----	------------	--------

## ASSISTS

Game	9	at Miami	4/20/96
------	---	----------	---------

## STEALS

Game	2	vs. Orlando	4/26/10
	2	vs. Milwaukee	5/10/01

## TURNOVERS

Game	4	vs. Miami	4/23/16
------	---	-----------	---------

## BLOCKED SHOTS

Game	1	Seven times	
------	---	-------------	--

## PERSONAL FOULS

Game	14	at Miami	5/1/16
------	----	----------	--------

## FIELD GOALS MADE

Game	24	vs. Philadelphia	4/22/00
	24	at Chicago	5/3/98

## FIELD GOALS ATTEMPTED

Game	64	at Chicago	5/4/95
------	----	------------	--------

## FIELD GOAL PERCENTAGE

Game	.321	at Miami (27-84)	5/1/16
------	------	------------------	--------

## 3-POINT FIELD GOALS MADE

Game	0	at Milwaukee	5/8/01
	0	at Boston	4/29/93

## 3-POINT FIELD GOAL ATTEMPTED

Game	2	at New York	5/9/93
------	---	-------------	--------

## PLAYOFFS

### TEAM LOWS CONTINUED

#### 3-POINT FIELD GOAL PERCENTAGE

Game	.000	at Milwaukee (0-6)	5/8/01
	.000	at Boston (0-7)	4/29/93

#### FREE THROWS MADE

Game	8	at Miami	4/20/14
------	---	----------	---------

#### FREE THROWS ATTEMPTED

Game	10	vs. Chicago	5/13/98
------	----	-------------	---------

#### FREE THROW PERCENTAGE

Game	.458	at Atlanta (11-24)	5/1/98
------	------	--------------------	--------

\* Denotes Number of Overtime Periods

### INDIVIDUAL HIGHS

#### POINTS

Game	39	Glen Rice at New York	4/26/97
------	----	-----------------------	---------

#### REBOUNDS

Game	20	Alonzo Mourning vs. Chicago	4/30/95
------	----	-----------------------------	---------

#### OFFENSIVE REBOUNDS

Game	7	George Lynch vs. New Jersey	5/9/02
	7	George Lynch at Orlando	4/30/02
	7	P.J. Brown vs. Milwaukee	5/13/01
	7	Kendall Gill at New York	5/18/93

#### DEFENSIVE REBOUNDS

Game	16	Gerald Wallace at Orlando	4/18/10
------	----	---------------------------	---------

#### ASSISTS

Game	15	Muggsy Bogues at Boston	4/29/93
------	----	-------------------------	---------

#### STEALS

Game	7	Baron Davis vs. New Jersey	5/9/02
	7	Baron Davis at New Jersey	5/5/02

#### TURNOVERS

Game	7	Stephen Jackson at Orlando	4/21/10
	7	Alonzo Mourning at New York	5/9/93

#### BLOCKED SHOTS

Game	7	Alonzo Mourning vs. Chicago*	4/28/95
------	---	------------------------------	---------

#### PERSONAL FOULS

Game	6	Several times	
------	---	---------------	--

#### FIELD GOALS MADE

Game	15	Jamal Mashburn vs. Milwaukee	5/10/01
	15	Glen Rice vs. Atlanta	4/23/98

#### FIELD GOALS ATTEMPTED

Game	29	Baron Davis at Orlando*	4/27/02
------	----	-------------------------	---------

#### 3-POINT FIELD GOALS MADE

Game	5	Baron Davis at Milwaukee	5/20/01
	5	Baron Davis at Milwaukee	5/15/01

#### 3-POINT FIELD GOALS ATTEMPTED

Game	10	Baron Davis vs. New Jersey	5/12/02
------	----	----------------------------	---------

#### FREE THROWS MADE

Game	15	Glen Rice at New York	4/26/97
	15	Alonzo Mourning vs. Boston	5/5/93

#### FREE THROWS ATTEMPTED

Game	18	Alonzo Mourning vs. Boston	5/5/93
------	----	----------------------------	--------

#### MINUTES

Game	52	Baron Davis at Orlando*	4/27/02
	52	Larry Johnson at Boston**	5/1/93

\* Denotes Number of Overtime Periods

## OPPONENT TEAM HIGHS

## POINTS

Game	123	at Miami	4/17/16
------	-----	----------	---------

## REBOUNDS

Game	58	at Miami	5/1/16
------	----	----------	--------

## OFFENSIVE REBOUNDS

Game	23	vs. New York**	5/14/93
	23	at New York*	5/12/93
	23	at Boston**	5/1/93

## DEFENSIVE REBOUNDS

Game	48	at Miami	5/1/16
------	----	----------	--------

## ASSISTS

Game	33	at New York	5/9/93
------	----	-------------	--------

## STEALS

Game	12	at Chicago	5/4/95
	12	at New York*	5/12/93

## TURNOVERS

Game	25	vs. New York**	5/14/93
------	----	----------------	---------

## BLOCKED SHOTS

Game	13	at Milwaukee	5/20/01
------	----	--------------	---------

## PERSONAL FOULS

Game	33	at New York	5/14/93
------	----	-------------	---------

## FIELD GOALS MADE

Game	49	at Miami	4/17/16
------	----	----------	---------

## FIELD GOALS ATTEMPTED

Game	109	vs. New York**	5/14/93
------	-----	----------------	---------

## FIELD GOAL PERCENTAGE

Game	.584	at New York (45-77)	4/24/97
------	------	---------------------	---------

## 3-POINT FIELD GOALS MADE

Game	13	vs. Orlando	4/26/10
	13	at Orlando	4/18/10

## 3-POINT FIELD GOALS ATTEMPTED

Game	33	vs. Orlando	4/26/10
------	----	-------------	---------

## 3-POINT FIELD GOAL PERCENTAGE

Game	.667	vs. Philadelphia (4-6)	4/22/00
	.667	vs. Boston (2-3)	5/5/93

## FREE THROWS MADE

Game	33	at Milwaukee	5/20/01
------	----	--------------	---------

## FREE THROWS ATTEMPTED

Game	42	vs. Orlando	4/26/10
------	----	-------------	---------

## FREE THROW PERCENTAGE

Game	.943	at Milwaukee (33-35)	5/20/01
------	------	----------------------	---------

\* Denotes Number of Overtime Periods

## OPPONENT TEAM LOWS

## POINTS

Game	76	at Miami	4/23/01
	76	at Chicago	5/6/98

## REBOUNDS

Game	31	at New York	4/24/97
	31	vs. Boston	5/3/93

## OFFENSIVE REBOUNDS

Game	3	at Miami	4/20/16
	3	vs. Orlando	4/20/02

## DEFENSIVE REBOUNDS

Game	20	vs. Boston	5/3/93
------	----	------------	--------

## ASSISTS

Game	10	at Atlanta	5/1/98
------	----	------------	--------

## STEALS

Game	1	vs. Miami	4/23/16
------	---	-----------	---------

## TURNOVERS

Game	6	vs. Miami	4/17/16
------	---	-----------	---------

## BLOCKED SHOTS

Game	1	vs. Philadelphia *	4/24/00
	1	at New York	4/24/97
	1	at New York *	5/12/93

## PERSONAL FOULS

Game	12	at Miami	4/20/14
	12	at New York	5/9/93



## PLAYOFFS

### OPPONENT TEAM LOWS CONTINUED

#### FIELD GOALS MADE

Game 27 vs. Miami 4/23/16

#### FIELD GOALS ATTEMPTED

Game 64 at Orlando 4/21/10

#### FIELD GOAL PERCENTAGE

Game .342 vs. Miami (27-79) 4/23/16

#### 3-POINT FIELD GOALS MADE

Game 0 vs. New York 5/16/93  
0 at Boston 5/1/93  
0 at Boston 4/29/93

#### 3-POINT FIELD GOALS ATTEMPTED

Game 3 vs. Boston 5/5/93

#### THREE-POINT FIELD GOAL PERCENTAGE

Game .000 vs. New York (0-4) 5/16/93  
.000 at Boston (0-8) 5/1/93  
.000 at Boston (0-4) 4/29/93

#### FREE THROWS MADE

Game 5 at New York 4/26/97

#### FREE THROWS ATTEMPTED

Game 10 at Miami 4/23/01

#### FREE THROW PERCENTAGE

Game .385 at New York (5-13) 4/26/97

\* Denotes Number of Overtime Periods

### OPPONENT INDIVIDUAL HIGHS

#### POINTS

Game 48 Michael Jordan vs. Chicago\* 4/28/95

#### REBOUNDS

Game 21 Dennis Rodman at Chicago 5/13/98

#### OFFENSIVE REBOUNDS

Game 9 Dennis Rodman at Chicago 5/13/98

#### DEFENSIVE REBOUNDS

Game 14 Hassan Whiteside vs. Miami 4/23/16  
14 Dennis Rodman vs. Chicago 5/10/98  
14 Dikembe Mutombo at Atlanta 5/1/98

#### ASSISTS

Game 13 Jason Kidd at New Jersey 5/15/02  
13 Sam Cassell at Milwaukee 5/20/01  
13 Eric Snow vs. Philadelphia\* 4/24/00  
13 Mookie Blaylock vs. Atlanta 4/25/98

#### STEALS

Game 5 Jason Kidd at New Jersey 5/15/02  
5 Scottie Pippen at Chicago 5/13/98  
5 Glen Rivers at New York 5/18/93

#### TURNOVERS

Game 7 Chris Childs vs. New York 4/28/97  
7 John Starks vs. New York\*\* 5/14/93

#### BLOCKED SHOTS

Game 9 Dwight Howard at Orlando 4/18/10

#### PERSONAL FOULS

Game 6 Several times

#### FIELD GOALS MADE

Game 18 Michael Jordan vs. Chicago 4/28/95

#### FIELD GOALS ATTEMPTED

Game 32 Michael Jordan vs. Chicago\* 4/28/95

#### 3-POINT FIELD GOALS MADE

Game 5 Luol Deng vs. Miami 4/23/16  
5 Jameer Nelson vs. Orlando 4/24/10  
5 Steve Smith vs. Atlanta 4/23/98

#### 3-POINT FIELD GOALS ATTEMPTED

Game 9 Five times

#### FREE THROWS MADE

Game 13 Tracy McGrady at Orlando\* 4/27/02  
13 Sam Cassell vs. Milwaukee 5/17/01

#### FREE THROWS ATTEMPTED

Game 16 Tracy McGrady at Orlando\* 4/27/02  
16 Allen Iverson vs. Philadelphia 4/22/00

#### MINUTES

Game 51 Tracy McGrady at Orlando\* 4/27/02

\* Denotes Number of Overtime Periods

**NBA**



**NATIONAL BASKETBALL ASSOCIATION  
NBA ENTERTAINMENT  
WOMEN'S NATIONAL BASKETBALL ASSOCIATION  
NBA G LEAGUE  
NBA 2K LEAGUE  
BASKETBALL AFRICA LEAGUE**



**U.S. OFFICES**

**NEW YORK**

Olympic Tower  
645 Fifth Avenue  
New York, NY 10022  
Telephone: (212) 407-8000  
Fax: (212) 832-3861

**NEW JERSEY**

100 Plaza Drive  
Secaucus, NJ 07094  
Telephone: (201) 865-1500  
Fax: (201) 974-5973

**INTERNATIONAL OFFICES**

**AFRICA**

**CAIRO**  
5A Building H, Second Floor, Unit 3  
New Cairo, Cairo, Egypt  
**DAKAR**  
Levels 4 and 5, Serenity Building  
King Fahd Palace Road  
Almadies, Dakar, Senegal  
**JOHANNESBURG**  
6th Floor, The Ridge  
1 Discovery Place  
Sandton 2196  
Johannesburg, South Africa  
**LAGOS**  
6th Floor, Landmark Towers  
5B Water Corporation Road  
Oniru, Lagos State, Nigeria

**ASIA/PACIFIC**

**BEIJING**  
19th Floor, Office Tower 2, China  
Central Place  
No. 79 Jianguo Road, Chaoyang  
District  
Beijing, China 100025  
Telephone: +86-10-5200-8200  
Fax: +86-10-5200-8202  
**HONG KONG**  
Room 3101, Lee Gardens One  
33 Hysan Avenue  
Causeway Bay, Hong Kong  
Telephone: +852-2843-9600  
Fax: +852-2536-4808  
**MANILA**  
Unit 1701, World Plaza Building  
5th Avenue corner 30th Street  
Bonifacio Global City  
Taguig, 1634 Philippines  
Telephone: +632-866-8205

**MUMBAI**

C-1804, ONE BKC  
C Block, Bandra Kurla Complex  
Bandra East, Mumbai - 400051  
Telephone: +91-22-6124-6100  
**SHANGHAI**  
Unit 2703-2708, 27F, Tower 2 Plaza  
66 1266 Nanjing West Road  
Jing An District  
Shanghai, China 200040  
Telephone: +86-21-6137-2200  
Fax: +86-21-6288-9920

**CANADA**

**TORONTO**  
16 York Street, Suite 2510  
Toronto, ON M5J 0E6, Canada  
Telephone: (416) 682-2000  
Fax: (416) 364-0205

**EUROPE & THE MIDDLE EAST**

**LONDON**  
Endeavour House  
189 Shaftesbury Avenue  
London, United Kingdom WC2H 8JR  
Telephone: +44-20-7420-8900  
**MADRID**  
47 Leganitos Street 6th Floor  
28013 Madrid, Spain  
Telephone: +34-912-153-573

**LATIN AMERICA**

**RIO DE JANEIRO**  
Av Borges de Medeiros, 633  
Sala 301 – Leblon  
Rio de Janeiro, RJ, Brazil 22430-041  
Telephone: +55-21-3206-6400  
Fax: +55-21-2586-6001  
**MEXICO CITY**  
Av. Prolongacion Paseo de la  
Reforma  
No. 1236, Piso 6  
Planta Baja Desarrollo Santa Fe  
Cuajimalpa De Morelos, Ciudad De  
Mexico 05348  
Telephone: +52-55-9171-7700

**2023-24 NBA G LEAGUE DIRECTORY****AUSTIN SPURS**

1717 SCOTTSDALE DRIVE, SUITE 155, CEDAR PARK, TX 78641

ARENA: H-E-B CENTER AT CEDAR PARK

TEL: (512) 236-8333

MEDIA RELATIONS CONTACT: LORAN LEAL/IE'E (LLE-ALIE@SPURS.COM)

NBA AFFILIATION: SAN ANTONIO

**BIRMINGHAM SQUADRON**

950 22ND STREET N, SUITE 925, BIRMINGHAM, AL 35203

ARENA: LEGACY ARENA AT THE BJCC

TEL: (205) 708-0281

MEDIA RELATIONS CONTACT: DAWSON BOYD (DAWSON.BOYD@PELICANS.COM)

NBA AFFILIATION: NEW ORLEANS

**CAPITAL CITY GO-GO**

1100 OAK DRIVE SE, WASHINGTON, DC 20032

ARENA: ENT & SPORTS ARENA IN CONGRESS HTS.

TEL: (202) 318-5278

MEDIA RELATIONS CONTACT: AUTUMN HAIR (AHAIR@MONUMENTALS.COM)

NBA AFFILIATION: WASHINGTON

**CLEVELAND CHARGE**

1 CENTER COURT, CLEVELAND, OH, 44115

ARENA: CLEVELAND STATE UNIVERSITY WOLSTEIN CENTER

TEL: (216) 420-2730

MEDIA RELATIONS CONTACT: SEAN WYATT (SWYATT@CAVS.COM)

NBA AFFILIATION: CLEVELAND

**COLLEGE PARK SKYHAWKS**

101 MARIETTA STREET NW, SUITE 1100, ATLANTA, GA 30303

ARENA: GATEWAY CENTER ARENA AT COLLEGE PARK

TEL: (404) 878-3800

MEDIA RELATIONS CONTACT: JEROME SCHWICH (JEROME.SCHWICH@CPSPKYHAWKS.COM)

NBA AFFILIATION: ATLANTA

**DELAWARE BLUE COATS**

401 GARASCHES LANE, WILMINGTON, DE 19801

ARENA: CHASE FIELD HOUSE

TEL: (302) 504-7587

MEDIA RELATIONS CONTACT: ALEX YOH

(ALEXYOH@76ERS.COM AND BLUECOATS@PR@76ERS.COM)

NBA AFFILIATION: PHILADELPHIA

**GRAND RAPIDS GOLD**

130 FULTON STREET W, GRAND RAPIDS, MI 49503

ARENA: VAN ANDEL ARENA

TEL: (616) 350-4881

MEDIA RELATIONS CONTACT: SHANEY MARVIN (SMARVIN@NBAGRANRAPIDS.COM) AND BRITTNEY WHITEFIELD (BWHITEFIELD@NBAGRANRAPIDS.COM)

NBA AFFILIATION: DENVER

**GREENSBORO SWARM**

2411 B WEST GATE CITY BOULEVARD, GREENSBORO, NC 27403

ARENA: FIELDHOUSE AT THE GREENSBORO COLISEUM COMPLEX

TEL: (336) 907-3608

MEDIA RELATIONS CONTACT: HALEY WINSTEAD (HWINSTEAD@GOSWARM.COM)

NBA AFFILIATION: CHARLOTTE

**INDIANA MAD ANTS**

125 S. PENNSYLVANIA STREET INDIANAPOLIS, IN 46204

ARENA: GAINBRIDGE FIELDHOUSE

TEL: (260) 702-9561

MEDIA RELATIONS CONTACT: DAN VANCE (DVANCE@PACERS.COM)

NBA AFFILIATION: INDIANA

**IOWA WOLVES**

730 3RD STREET, DES MOINES, IA 50309

ARENA: WELLS FARGO ARENA

TEL: (515) 564-8550

MEDIA RELATIONS CONTACT: JOHN MEYER (JOHN.MEYER@IAWOLVES.COM)

NBA AFFILIATION: MINNESOTA

**NBA G League Office**

Olympic Tower, 645 5th Avenue;  
New York, NY 10022

**LONG ISLAND NETS**

1255 HEMPSTEAD TURNPIKE, UNIONDALE, NEW YORK 11553

ARENA: NASSAU COLISEUM

TEL: (516) 654-8199

MEDIA RELATIONS CONTACT: PATRICIA DOUGLAS (PDOUGLAS@BSEGLOBAL.NET)

NBA AFFILIATION: BROOKLYN

**MAINE CELTICS**

550 FOREST AVENUE, PORTLAND, ME 04012

ARENA: PORTLAND EXPOSITION BUILDING

TEL: (207) 210-6655

MEDIA RELATIONS CONTACT: EVANS BOSTON (EBOSTON@MAINECELTICS.COM)

NBA AFFILIATION: BOSTON

**MEMPHIS HUSTLE**

191 BEALE STREET, MEMPHIS, TN 38103

ARENA: LANDERS CENTER

TEL: (901) 205-1234

MEDIA RELATIONS CONTACT: BRANDON ABRAHAM

(BABRAHAM@GRIZZLIES.COM)

NBA AFFILIATION: MEMPHIS

**MEXICO CITY CAPITANES**

AV. DE LAS GRANJAS 800, SANTA BARBARA, AZCAPOTZALCO, 02330, MEXICO CITY, MEXICO

ARENA: ARENA CIUDAD DE MEXICO

TEL: +52 55 6414 6100

MEDIA RELATIONS CONTACT: ADRIANA BARRÓN (ABARRON@CAPITANES.MX)

NBA AFFILIATION: NONE

**MOTOR CITY CRUISE**

12301 WEST WARREN AVENUE, DETROIT, MI 48201

ARENA: WAYNE STATE FIELDHOUSE

TEL: (473) 331-0002

MEDIA RELATIONS CONTACT: BRODY HICKLE (BHICKLE@PISTONS.COM)

NBA AFFILIATION: DETROIT

**NBA G LEAGUE IGNITE**

200 S GREEN VALLEY PARKWAY, HENDERSON, NV 89012

ARENA: THE DOLLAR LOAN CENTER

TEL: (855) 489-5781

MEDIA RELATIONS CONTACT: DERMONTÉ BOND

(DBOND@NBA.COM)

NBA AFFILIATION: NONE

**OKLAHOMA CITY BLUE**

208 THUNDER DRIVE, OKLAHOMA CITY, OK 73102

ARENA: PAYCOM CENTER

TEL: (405) 208-4800

MEDIA RELATIONS CONTACT: COLE TERLIP (CTERLIP@OKCTHUNDER.COM)

NBA AFFILIATION: OKLAHOMA CITY

**ONTARIO CLIPPERS**

1212 FLOWER STREET, LOS ANGELES, CA 90015

ARENA: TOYOTA ARENA

TEL: (909) 406-9090

MEDIA RELATIONS CONTACT: COOPER DZIERZANOWSKI (CDZIERZANOWSKI@CLIPPERS.COM)

NBA AFFILIATION: LA CLIPPERS

**OSCEOLA MAGIC**

1875 SILVER SPUR LANE, KISSIMMEE, FL 34744

ARENA: SILVER SPURS ARENA

TEL: (407) 447-2140

MEDIA RELATIONS CONTACT: COMRON FOULADI (CFOLIAD@OSCEOLAMAGIC.COM)

NBA AFFILIATION: ORLANDO

**RAPTORS 905**

5600 ROSE CHERRY PLACE, MISSISSAUGA, ON L4Z4B6

ARENA: PARAMOUNT FINE FOODS CENTRE

TEL: (416) 815-5600

MEDIA RELATIONS CONTACT: SAFIA HERSI (SHERSI@RAPTORS905.COM)

NBA AFFILIATION: TORONTO

**RIO GRANDE VALLEY VIPERS**

4421 N. MCCOLL ROAD, MCALLEN, TX 78504

ARENA: BERT OGDEN ARENA

TEL: (956) 849-0072

MEDIA RELATIONS CONTACT: JUANITA MALDONADO

(JUANITA@RGVIPERS.COM)

NBA AFFILIATION: HOUSTON

**Media Relations**

Joanna Shapiro (jshapiro@nba.com)  
Mike Perrelli (mperrelli@nba.com)

**RIP CITY REMIX**

1 CENTER COURT SUITE 200, PORTLAND, OR 97277

ARENA: CHILES CENTER

TEL: (503) 235-8771

MEDIA RELATIONS CONTACT: HUNTER HIPPEL

(HUNTER.HIPPEL@RIPCITY.COM)

NBA AFFILIATION: PORTLAND

**SALT LAKE CITY STARS**

3200 S DECKER LAKE DRIVE, WEST VALLEY CITY, UT 84119

ARENA: MAVERICK CENTER

TEL: (801) 325-7827

MEDIA RELATIONS CONTACT: MEGAN ZIPPEL (MEGAN.ZIPPEL@UTAHJAZZ.COM)

NBA AFFILIATION: UTAH

**SANTA CRUZ WARRIORS**

903 PACIFIC AVENUE, SUITE 1101, SANTA CRUZ, CA 95060

ARENA: KAISER PERMANENTE ARENA

TEL: (503) 704-6528

MEDIA RELATIONS CONTACT: ANNA BURLESON

(ABURLESON@WARRIORS.COM)

NBA AFFILIATION: GOLDEN STATE

**SILOUX FALLS SKYFORCE**

2131 SOUTH MINNESOTA AVENUE, SILOUX FALLS, SD 57015

ARENA: SANFORD PENTAGON

TEL: (605) 332-0605

MEDIA RELATIONS CONTACT: NICK ROBINSON (NICK@SKYFORCEONLINE.COM)

NBA AFFILIATION: MIAMI

**SOUTH BAY LAKERS**

2275 EAST MARIPOSA AVENUE, EL SEGUNDO, CA 90245

ARENA: UCLA HEALTH TRAINING CENTER

TEL: (310) 426-6000

MEDIA RELATIONS CONTACT: COLE KNOX (CKNOX@SB-LAKERS.COM)

NBA AFFILIATION: LOS ANGELES LAKERS

**STOCKTON KINGS**

400 EAST MAIN STREET, SUITE 760 STOCKTON, CA 95202

ARENA: STOCKTON ARENA

TEL: (888) 564-7209

MEDIA RELATIONS CONTACT: SHANNON MALONE

(SMALONE@KINGS.COM)

NBA AFFILIATION: SACRAMENTO

**TEXAS LEGENDS**

2601 AVENUE OF THE STARS, SUITE 300, FRISCO, TX 75034

ARENA: COMERICA CENTER

TEL: (214) 469-0822

MEDIA RELATIONS CONTACT: BRITNEY WYNN (BWYNN@TEXLEGENDS.COM)

NBA AFFILIATION: DALLAS

**WESTCHESTER KNICKS**

71 OLD SAW MILL RIVER ROAD, TARRYTOWN, NY 10591

ARENA: WESTCHESTER COUNTY CENTER

TEL: (212) 485-7116

MEDIA RELATIONS CONTACT: DEREK LAPINKSI

(DEREK.LAPINKSI@MSSCSPORTS.COM)

NBA AFFILIATION: NEW YORK

**WINDY CITY BULLS**

5333 PRAIRIE STONE PARKWAY, HOFFMAN ESTATES, IL 60192

ARENA: NOW ARENA

TEL: (847) 396-7070

MEDIA RELATIONS CONTACT: HAYDEN GARRETT (HGARRITT@BULLS.COM)

NBA AFFILIATION: CHICAGO

**WISCONSIN HERD**

549 HIGH AVENUE, OSHKOSH, WI 54901

ARENA: OSHKOSH ARENA

TEL: (920) 233-4374

MEDIA RELATIONS CONTACT: JAMIE WINSTED (JAMIE.WINSTED@WISCONSINHERD.COM)

NBA AFFILIATION: MILWAUKEE

101 MARIETTA STREET, SUITE  
1900  
ATLANTA, GA 30303  
(404) 878-3800



ATLANTA HAWKS

HEAD-TO-HEAD RECORD

All-Time .....	62-68 .....	(.477)
Home .....	36-28 .....	(.563)
Road .....	26-40 .....	(.394)

ALL-TIME GAME RESULTS

11/12/88	at Atlanta	L	111-132	11/16/99	at Atlanta	L	98-103	11/28/12	at Atlanta	L	91-94
1/21/89	at Atlanta	L	113-137	12/27/99	at Charlotte	W	108-104	12/13/12	at Atlanta	L	90-113
2/9/89	at Charlotte	W	110-108	3/25/00	at Atlanta	W	87-70	1/23/13	at Charlotte	L	92-104
3/3/89	at Atlanta	L	109-133	4/12/00	at Charlotte	W	119-87	11/11/13	at Charlotte	L	94-103
4/10/89	at Charlotte	L	105-112	10/31/00	at Atlanta	W	106-82	12/28/13	at Atlanta	L	116-118*
1/23/90	at Charlotte	L	101-106	2/8/01	at Charlotte	W	101-84	3/17/14	at Charlotte	L	83-97
3/24/90	at Atlanta	L	109-122	3/2/01	at Atlanta	W	105-99	4/14/14	at Atlanta	W	95-93
11/16/90	at Atlanta	W	119-109	4/16/01	at Charlotte	W	106-83	11/7/14	at Charlotte	W	122-119**
11/20/90	at Charlotte	W	128-121	12/22/01	at Atlanta	L	88-101	11/28/14	at Atlanta	L	75-105
2/7/91	at Atlanta	L	114-127	1/9/02	at Charlotte	W	111-87	3/28/15	at Charlotte	W	115-100
4/4/91	at Charlotte	W	98-91	4/6/02	at Atlanta	W	93-86	4/10/15	at Atlanta	L	80-104
4/17/91	at Atlanta	W	123-111	4/10/02	at Charlotte	L	95-101	10/30/15	at Atlanta	L	94-97
11/6/91	at Charlotte	W	114-104	11/27/04	at Charlotte	W	107-92	11/1/15	at Charlotte	L	92-94
11/12/91	at Atlanta	L	100-118	1/15/05	at Atlanta	L	95-103	1/13/16	at Charlotte	W	107-84
2/11/92	at Atlanta	W	113-108	4/11/05	at Atlanta	W	110-105*	2/28/16	at Atlanta	L	78-87
3/20/92	at Charlotte	L	110-112	4/13/05	at Charlotte	W	105-84	11/8/16	at Charlotte	W	100-96
12/22/92	at Atlanta	W	130-114	12/27/05	at Atlanta	W	93-90	12/17/16	at Atlanta	W	107-99
1/19/93	at Charlotte	L	100-102	2/1/06	at Charlotte	L	92-102	3/20/17	at Charlotte	W	105-90
3/16/93	at Charlotte	L	107-122	3/28/06	at Charlotte	W	125-117	4/11/17	at Atlanta	L	76-103
4/10/93	at Charlotte	L	105-118	4/14/06	at Atlanta	W	116-110	10/20/17	at Charlotte	W	109-91
4/17/93	at Atlanta	W	110-107	11/29/06	at Atlanta	L	90-98	1/26/18	at Charlotte	W	121-110
11/20/93	at Atlanta	L	91-96	1/19/07	at Atlanta	W	96-75	1/31/18	at Atlanta	W	123-110
1/4/94	at Atlanta	L	94-133	1/20/07	at Charlotte	W	104-85	3/15/18	at Atlanta	W	129-117
1/28/94	at Charlotte	L	105-117	3/28/07	at Charlotte	W	101-87	11/6/18	at Charlotte	W	113-102
3/16/94	at Charlotte	W	92-79	11/14/07	at Atlanta	L	109-117	11/25/18	at Atlanta	L	123-124
3/23/94	at Atlanta	L	92-100	12/15/07	at Atlanta	L	84-93	11/28/18	at Charlotte	W	108-94
11/29/94	at Atlanta	W	90-85	2/15/08	at Charlotte	W	100-98*	2/9/19	at Atlanta	W	129-120
1/25/95	at Charlotte	L	96-103	3/7/08	at Charlotte	W	108-93	12/8/19	at Charlotte	L	107-122
1/28/95	at Atlanta	W	102-93	11/21/08	at Atlanta	L	83-88	3/9/19	at Atlanta	L	138-143**
4/16/95	at Charlotte	L	93-94	12/15/08	at Atlanta	L	79-85	1/6/21	at Atlanta	W	102-94
11/14/95	at Atlanta	L	104-111	2/6/09	at Charlotte	L	97-102	1/9/21	at Charlotte	W	113-105
1/6/96	at Charlotte	W	96-90	3/6/09	at Charlotte	W	98-91	4/11/21	at Charlotte	L	101-105
2/4/96	at Atlanta	L	104-106	11/6/09	at Charlotte	W	103-83	11/20/21	at Atlanta	L	105-115
3/22/96	at Charlotte	L	92-117	1/22/10	at Atlanta	L	89-103	12/5/21	at Atlanta	W	130-127
12/21/96	at Charlotte	W	98-93	3/19/10	at Atlanta	L	92-93*	1/23/22	at Charlotte	L	91-113
1/20/97	at Atlanta	L	97-106	4/6/10	at Charlotte	W	109-100	3/16/22	at Charlotte	W	116-106
2/22/97	at Atlanta	W	93-92	12/17/10	at Atlanta	L	85-90	10/23/22	at Atlanta	W	126-109
4/2/97	at Charlotte	W	95-84	1/22/11	at Charlotte	L	87-103	12/16/22	at Charlotte	L	106-125
11/29/97	at Atlanta	L	80-98	2/12/11	at Atlanta	W	88-86	1/21/23	at Atlanta	W	122-118
1/31/98	at Charlotte	L	83-103	4/13/11	at Charlotte	W	96-85	2/13/23	at Charlotte	W	144-138
4/10/98	at Charlotte	L	87-99	1/6/12	at Charlotte	L	96-102*	*Denotes Number of Overtime Periods			
4/17/98	at Atlanta	L	104-121	1/12/12	at Atlanta	L	81-111				
2/11/99	at Atlanta	L	88-100	4/4/12	at Atlanta	L	93-120				
4/4/99	at Atlanta	L	83-85	4/7/12	at Charlotte	L	96-116				
4/5/99	at Charlotte	L	71-77	11/23/12	at Charlotte	L	91-101				

## BOSTON CELTICS

## HEAD-TO-HEAD RECORD

All-Time	.....45-75	.....(375)
Home	.....25-35	.....(417)
Road	.....20-40	.....(333)



226 CAUSEWAY STREET,  
FOURTH FLOOR BOSTON, MA  
02114  
1-866-423-5849

## ALL-TIME GAME RESULTS

11/23/88	at Boston	L	109-114
1/6/89	at Boston	L	92-115
2/1/89	at Charlotte	L	94-107
2/28/89	at Charlotte	L	87-112
4/17/89	at Charlotte	L	108-113*
4/23/89	at Boston	L	110-120
12/5/89	at Charlotte	L	101-114
2/7/90	at Boston	L	125-146
11/14/90	at Boston	L	126-135
12/20/90	at Charlotte	L	96-115
2/1/91	at Charlotte	W	92-91
2/6/91	at Boston	L	117-133
11/1/91	at Boston	L	108-111
11/16/91	at Charlotte	W	118-109
2/21/92	at Boston	L	110-113
4/12/92	at Charlotte	L	102-128
11/11/92	at Charlotte	L	99-109
11/27/92	at Boston	L	102-111
1/5/93	at Charlotte	L	103-107
3/14/93	at Boston	W	96-93
11/12/93	at Boston	W	110-107
12/23/93	at Charlotte	W	118-100
3/14/94	at Charlotte	W	107-101*
4/21/94	at Boston	W	95-89
11/23/94	at Boston	L	91-98
1/7/95	at Charlotte	W	106-98
2/1/95	at Boston	W	100-93
4/10/95	at Charlotte	W	119-95
11/22/95	at Charlotte	L	124-129
11/26/95	at Boston	W	111-109
12/21/95	at Charlotte	W	107-97
2/28/96	at Boston	L	116-121*
12/22/96	at Boston	W	102-98
3/6/97	at Charlotte	W	122-121**
4/9/97	at Charlotte	W	136-111
4/16/97	at Boston	W	108-102
12/23/97	at Boston	L	96-102
1/30/98	at Boston	W	97-95
2/3/98	at Charlotte	W	93-89
3/9/99	at Charlotte	W	105-87
3/30/99	at Charlotte	L	99-109
5/5/99	at Boston	W	133-129**
11/5/99	at Boston	L	100-103
1/22/00	at Charlotte	W	110-96
4/4/00	at Charlotte	W	112-105

4/16/00	at Boston	W	105-102
12/16/00	at Charlotte	W	99-87
3/4/01	at Boston	W	116-97
4/1/01	at Charlotte	W	80-79
4/18/01	at Boston	W	97-92
12/15/01	at Charlotte	L	97-106
2/5/02	at Charlotte	L	79-82
3/1/02	at Boston	W	100-87
11/12/04	at Boston	L	71-94
1/25/05	at Charlotte	L	92-97
3/4/05	at Boston	L	84-104
3/14/05	at Charlotte	L	110-119
11/5/05	at Charlotte	W	107-105*
11/25/05	at Boston	L	89-90
1/4/06	at Boston	L	106-109
11/8/06	at Boston	L	108-110*
11/22/06	at Charlotte	W	92-83
12/16/06	at Charlotte	L	100-106
3/21/07	at Boston	W	92-84
11/24/07	at Charlotte	L	95-96
1/9/08	at Boston	W	95-83
2/29/08	at Boston	L	100-108
4/5/08	at Charlotte	L	78-101
11/29/08	at Charlotte	L	84-89
1/6/09	at Charlotte	W	114-106*
4/1/09	at Boston	L	109-111**
10/28/09	at Boston	L	59-92
12/1/09	at Charlotte	L	90-108
3/3/10	at Boston	L	90-104
12/1/10	at Charlotte	L	62-93
1/14/11	at Boston	L	94-99
2/7/11	at Charlotte	W	94-89
3/25/11	at Boston	W	83-81
2/7/12	at Boston	L	89-95
3/26/12	at Charlotte	L	95-102
4/15/12	at Charlotte	L	82-94
1/14/13	at Boston	L	89-100
2/11/13	at Charlotte	W	94-91
3/12/13	at Charlotte	W	100-74
3/16/13	at Boston	L	88-105
11/13/13	at Boston	W	89-83
11/25/13	at Charlotte	L	86-96
4/1/14	at Boston	L	103-106
12/10/14	at Charlotte	W	87-96

1/5/15	at Boston	W	104-95
2/27/15	at Boston	L	98-106
3/30/15	at Charlotte	L	104-116
12/12/15	at Charlotte	L	93-98
12/23/15	at Charlotte	L	89-102
4/11/16	at Boston	W	114-100
10/29/16	at Charlotte	L	98-104
12/16/16	at Boston	L	88-96
1/16/17	at Boston	L	98-108
4/8/17	at Charlotte	L	114-121
11/10/17	at Boston	L	87-90
12/17/17	at Charlotte	L	91-102
2/28/18	at Boston	L	106-134
11/19/18	at Charlotte	W	117-112
12/23/18	at Boston	L	103-119
1/30/19	at Boston	L	94-126
3/23/19	at Charlotte	W	124-117
11/7/19	at Charlotte	L	87-108
12/22/19	at Boston	L	93-119
12/31/19	at Charlotte	L	92-109
4/4/21	at Boston	L	86-116
4/25/21	at Charlotte	W	125-104
4/28/21	at Boston	L	111-120
10/25/21	at Charlotte	L	129-140*
1/19/22	at Boston	W	111-102
2/2/22	at Boston	L	107-113
3/9/22	at Charlotte	L	101-115
11/28/22	at Boston	L	105-140
1/14/23	at Charlotte	L	106-122
1/16/23	at Charlotte	L	118-130
2/10/23	at Boston	L	116-127

\*Denotes Number of Overtime Periods

168 39TH ST., 7TH FLOOR  
 BROOKLYN, NY 11232  
 718-933-3000



**BROOKLYN NETS**

**HEAD-TO-HEAD RECORD**

All-Time .....	56-66 .....	(.459)
Home .....	30-30 .....	(.500)
Road .....	26-36 .....	(.419)

**ALL-TIME GAME RESULTS**

11/15/88	at Charlotte	L	99-106	11/27/99	at Charlotte	W	96-92	12/28/12	at Brooklyn	L	81-97
12/9/88	at Charlotte	W	96-95	2/26/00	at New Jersey	L	93-104	3/6/13	at Charlotte	L	78-99
12/10/88	at New Jersey	L	112-121*	3/22/00	at Charlotte	W	119-103	4/6/13	at Brooklyn	L	105-96
1/3/89	at Charlotte	L	106-109	11/4/00	at New Jersey	W	98-87	11/20/13	at Charlotte	W	95-91
3/2/89	at New Jersey	L	103-114	2/28/01	at Charlotte	W	91-88	2/12/14	at Brooklyn	L	89-105
4/18/89	at New Jersey	W	121-105	4/3/01	at New Jersey	W	103-88	3/19/14	at Brooklyn	L	99-104
1/1/90	at New Jersey	L	101-109	4/12/01	at Charlotte	W	88-78	3/26/14	at Charlotte	W	116-111*
3/26/90	at Charlotte	W	97-83	11/3/01	at New Jersey	L	85-95	12/13/14	at Charlotte	L	87-114
11/6/90	at Charlotte	W	113-105	1/5/02	at Charlotte	L	80-89	3/4/15	at Brooklyn	W	115-91
12/10/90	at New Jersey	L	115-121	2/24/02	at New Jersey	L	93-95	3/25/15	at Charlotte	L	88-91
1/22/91	at Charlotte	L	90-92	2/27/02	at Charlotte	W	104-85	11/18/15	at Charlotte	W	116-111
3/17/91	at New Jersey	W	121-108	11/30/04	at New Jersey	L	86-99	2/21/16	at Brooklyn	W	104-96
12/1/91	at Charlotte	L	108-116	12/21/04	at Charlotte	L	91-94	3/22/16	at Brooklyn	W	105-100
11/14/91	at New Jersey	W	109-102	2/25/05	at New Jersey	L	86-93	4/8/16	at Charlotte	W	113-99
12/27/91	at Charlotte	L	120-136	3/28/05	at Charlotte	L	91-95	11/01/16	at Brooklyn	W	99-95
3/23/92	at New Jersey	L	120-123	12/7/05	at Charlotte	L	84-97	12/26/17	at Brooklyn	L	118-120
12/28/92	at New Jersey	L	103-104	12/14/05	at New Jersey	W	91-83	1/21/17	at Charlotte	W	112-105
1/2/93	at Charlotte	W	118-117	2/15/06	at Charlotte	L	94-95	2/7/17	at Charlotte	W	111-107
2/23/93	at Charlotte	W	104-95	4/6/06	at New Jersey	L	102-113	2/22/18	at Charlotte	W	111-96
3/24/93	at New Jersey	L	116-118	11/28/06	at New Jersey	W	96-92	3/8/18	at Charlotte	L	111-125
12/11/93	at Charlotte	W	105-99	1/17/07	at Charlotte	L	85-92	3/21/18	at Brooklyn	W	111-105
12/16/93	at New Jersey	L	95-111	3/24/07	at Charlotte	L	107-113*	12/26/18	at Brooklyn	L	132-134*
3/12/94	at New Jersey	L	92-117	1/4/08	at New Jersey	L	96-102	12/28/18	at Charlotte	W	100-87
4/8/94	at Charlotte	W	99-78	1/8/08	at Charlotte	W	115-99	2/23/19	at Charlotte	L	115-117
1/6/95	at New Jersey	W	89-88	2/8/08	at Charlotte	L	90-104	3/1/19	at Brooklyn	W	123-112
1/20/95	at Charlotte	W	99-97	4/15/08	at New Jersey	L	108-112*	11/20/19	at Brooklyn	L	91-101
2/14/95	at New Jersey	L	98-109	12/26/08	at New Jersey	W	95-87	12/6/19	at Charlotte	L	104-111
4/12/95	at Charlotte	W	105-77	12/27/08	at Charlotte	L	103-114*	12/11/19	at Brooklyn	W	113-108
11/15/95	at New Jersey	L	79-90	4/13/09	at New Jersey	L	87-91	2/22/20	at Charlotte	L	86-115
1/17/96	at Charlotte	L	93-97	11/2/09	at Charlotte	W	79-68	12/27/20	at Charlotte	W	106-104
1/26/96	at New Jersey	L	107-115	12/4/09	at New Jersey	L	91-97	4/1/21	at Brooklyn	L	89-111
1/15/97	at Charlotte	W	116-104	2/16/10	at Charlotte	L	94-103	4/16/21	at Brooklyn	L	115-130
1/18/97	at New Jersey	W	102-92	4/12/10	at New Jersey	W	105-95	10/24/21	at Brooklyn	W	111-95
2/12/97	at Charlotte	W	113-100	11/3/10	at New Jersey	W	85-83	3/8/22	at Charlotte	L	121-132
4/3/97	at New Jersey	W	93-87	12/3/10	at Charlotte	W	91-84*	3/27/22	at Brooklyn	W	119-110
1/13/98	at Charlotte	L	68-81	2/11/11	at Charlotte	L	89-94	11/5/22	at Charlotte	L	94-98
3/8/98	at New Jersey	W	109-100	4/11/11	at New Jersey	W	105-103	12/7/22	at Brooklyn	L	116-122
4/6/98	at New Jersey	L	115-125	1/22/12	at New Jersey	L	87-97	12/31/22	at Charlotte	L	106-123
4/15/98	at Charlotte	W	109-103	3/4/12	at Charlotte	L	101-104	3/5/23	at Brooklyn	L	86-102
3/4/99	at New Jersey	W	96-82	3/9/12	at Charlotte	L	74-83				
4/19/99	at New Jersey	W	120-113	3/24/12	at New Jersey	L	89-102				
4/24/99	at Charlotte	W	97-82								

\*Denotes Number of Overtime Periods



## CHICAGO BULLS



1901 WEST MADISON STREET  
CHICAGO, IL 60612  
312-455-4000

## HEAD-TO-HEAD RECORD

All-Time ..... 46-79 ..... (.368)  
Home ..... 30-35 ..... (.462)  
Road ..... 16-44 ..... (.267)

## ALL-TIME GAME RESULTS

12/23/89	at Charlotte	W	103-101	3/24/99	at Charlotte	W	110-81	12/31/12	at Chicago	W	91-81
1/11/89	at Charlotte	L	101-106	4/30/99	at Charlotte	W	92-88	1/28/13	at Chicago	L	85-93
2/7/89	at Chicago	L	93-118	1/19/00	at Chicago	W	96-86	2/22/13	at Charlotte	L	75-105
2/22/89	at Charlotte	L	102-130	3/5/00	at Charlotte	W	100-94	11/18/13	at Chicago	L	81-86
4/4/89	at Chicago	L	101-121	3/15/00	at Charlotte	W	77-74	1/11/14	at Chicago	L	97-103
12/16/89	at Chicago	L	104-115	4/1/00	at Chicago	W	90-87	1/25/14	at Charlotte	L	87-89
1/12/90	at Charlotte	L	95-107	1/9/01	at Charlotte	W	102-95***	4/16/14	at Charlotte	W	91-86*
11/10/90	at Chicago	L	86-105	1/12/01	at Chicago	W	86-85	12/3/14	at Charlotte	L	95-102
1/12/91	at Charlotte	L	95-106	3/12/01	at Charlotte	W	102-94	2/25/15	at Chicago	W	98-86
2/23/91	at Chicago	L	108-129	3/23/01	at Chicago	L	90-93*	3/13/15	at Charlotte	W	101-91
3/15/91	at Charlotte	L	92-105	11/10/01	at Chicago	W	89-85	3/23/15	at Chicago	L	86-98
4/19/91	at Charlotte	L	99-115	1/15/02	at Chicago	W	94-86	11/3/15	at Charlotte	W	130-105
11/13/91	at Charlotte	L	95-117	2/13/02	at Charlotte	W	113-91	11/13/15	at Chicago	L	97-102
12/16/91	at Chicago	L	96-114	4/17/02	at Charlotte	W	112-106	12/5/15	at Chicago	W	102-96
1/22/92	at Charlotte	L	112-115	1/27/05	at Chicago	L	93-101	2/8/16	at Charlotte	W	108-91
4/1/92	at Chicago	L	94-100	2/26/05	at Charlotte	L	90-94	12/23/16	at Charlotte	W	103-91
12/15/92	at Chicago	L	110-125	3/30/05	at Charlotte	L	99-102	1/2/17	at Chicago	L	111-118
1/22/92	at Charlotte	L	103-114	4/2/05	at Chicago	L	97-112	3/13/17	at Charlotte	L	109-115
12/29/92	at Charlotte	W	105-97	11/2/05	at Chicago	L	105-109*	11/17/17	at Chicago	L	120-123
3/12/93	at Chicago	L	108-123	12/20/05	at Chicago	W	105-92	12/8/17	at Charlotte	L	111-119*
4/23/93	at Charlotte	W	104-103	12/28/05	at Charlotte	W	93-80	2/27/18	at Charlotte	W	118-103
11/5/93	at Charlotte	L	123-124*	3/1/06	at Charlotte	L	107-113	4/3/18	at Chicago	L	114-120
12/20/93	at Chicago	L	97-109	12/23/06	at Chicago	L	76-115	10/24/18	at Chicago	L	110-112
12/30/93	at Charlotte	W	115-95	2/14/07	at Charlotte	W	100-85	10/26/18	at Charlotte	W	135-106
2/21/94	at Chicago	L	93-118	4/13/07	at Chicago	L	81-100	2/2/19	at Charlotte	W	125-118
4/15/94	at Charlotte	L	85-88	12/1/07	at Chicago	L	95-111	10/23/19	vs. Chicago	W	126-125
1/14/94	at Chicago	L	83-89	12/5/07	at Charlotte	L	82-91	11/23/19	vs. Chicago	L	115-116
1/14/95	at Charlotte	W	96-85	1/2/08	at Charlotte	L	97-109	12/13/19	at Chicago	W	83-73
2/20/95	at Charlotte	W	115-104	1/25/08	at Chicago	W	90-77	2/20/20	at Chicago	W	93-103
4/22/95	at Chicago	L	100-116	12/16/08	at Chicago	W	110-101*	1/22/21	at Charlotte	L	110-123
11/3/95	at Chicago	L	91-105	3/3/09	at Chicago	W	96-80	4/22/21	at Chicago	L	91-108
1/4/96	at Charlotte	L	93-117	4/1/09	at Chicago	L	106-113	5/6/21	at Charlotte	L	99-120
4/5/96	at Charlotte	L	92-126	11/7/09	at Chicago	L	90-93	11/29/21	at Chicago	L	119-133
4/8/96	at Chicago	W	98-97	1/5/10	at Charlotte	W	113-108	2/9/22	at Charlotte	L	109-121
11/15/96	at Charlotte	L	87-110	4/3/10	at Chicago	L	88-96	4/8/22	at Chicago	W	133-117
12/14/96	at Chicago	L	82-87	4/14/10	at Charlotte	L	89-98	11/2/22	at Chicago	L	88-106
12/19/96	at Charlotte	L	72-93	1/12/11	at Charlotte	W	96-91	1/26/23	at Charlotte	W	111-96
2/11/97	at Chicago	L	100-103	1/18/11	at Chicago	W	83-82	2/2/23	at Chicago	L	98-114
11/14/97	at Chicago	L	92-105	2/15/11	at Chicago	L	94-106	3/31/23	at Charlotte	L	91-121
12/12/97	at Charlotte	W	79-77	3/9/11	at Charlotte	L	84-101				
1/21/98	at Chicago	L	79-110	1/21/12	at Chicago	L	89-95				
2/11/98	at Charlotte	L	90-92	2/10/12	at Charlotte	L	64-100				
2/27/99	at Chicago	L	77-94	4/18/12	at Charlotte	L	68-100				

\*Denotes Number of Overtime Periods

**ONE CENTER COURT  
CLEVELAND, OH 44115  
216-420-2000**



**CLEVELAND CAVALIERS**

**HEAD-TO-HEAD RECORD**

All-Time .....	49-74 .....	(.398)
Home .....	34-28 .....	(.548)
Road .....	15-46 .....	(.246)

**ALL-TIME GAME RESULTS**

11/4/88	at Charlotte	L	93-133
12/28/88	at Cleveland	L	98-122
2/5/89	at Charlotte	L	91-110
4/9/89	at Cleveland	L	116-122
12/28/89	at Charlotte	W	94-92
2/25/90	at Cleveland	L	86-102
11/7/90	at Cleveland	L	89-100
11/7/90	at Charlotte	W	112-100
1/29/91	at Cleveland	L	106-125
4/5/91	at Cleveland	L	101-104
4/7/91	at Charlotte	L	100-102
11/20/91	at Charlotte	W	109-108
12/21/91	at Cleveland	L	111-120
3/27/92	at Charlotte	L	115-121
4/9/92	at Cleveland	L	134-141
4/15/92	at Charlotte	W	115-107
11/8/92	at Cleveland	L	107-127
2/9/93	at Charlotte	L	103-107
3/11/93	at Cleveland	L	99-118
4/2/93	at Charlotte	W	114-113
11/9/93	at Cleveland	L	108-113
12/9/93	at Charlotte	W	95-93
12/28/93	at Cleveland	L	115-127*
2/20/94	at Charlotte	L	101-105*
4/5/94	at Cleveland	L	99-105
11/5/94	at Charlotte	L	107-115
11/15/94	at Cleveland	L	86-89*
1/10/95	at Cleveland	W	116-108*
3/25/95	at Charlotte	W	105-97
4/23/95	at Charlotte	W	97-72
12/6/95	at Charlotte	W	94-82
1/29/96	at Charlotte	W	88-86
2/13/96	at Cleveland	L	100-110
4/6/96	at Cleveland	W	93-89
1/25/97	at Cleveland	L	73-106
3/19/97	at Charlotte	W	90-72
4/7/97	at Cleveland	W	110-105*
4/14/97	at Charlotte	W	94-82
11/28/97	at Charlotte	L	91-97
12/13/97	at Cleveland	W	85-84
12/26/97	at Charlotte	W	96-88
3/29/98	at Cleveland	L	82-97
2/10/99	at Charlotte	L	77-87
3/28/99	at Charlotte	W	105-84

4/17/99	at Cleveland	W	90-82
11/27/99	at Cleveland	L	89-106
12/17/99	at Charlotte	W	99-86
2/9/00	at Charlotte	W	103-95
4/18/00	at Cleveland	W	103-88
11/25/00	at Charlotte	W	109-98
12/5/00	at Cleveland	L	66-71
12/26/00	at Charlotte	W	115-110*
3/16/01	at Cleveland	L	109-114
10/31/01	at Charlotte	W	100-94
12/1/01	at Cleveland	L	81-93
3/30/02	at Cleveland	W	93-85
4/12/02	at Charlotte	W	112-100
11/18/04	at Charlotte	L	89-106
11/20/04	at Cleveland	L	84-100
1/3/05	at Charlotte	L	83-94
1/11/05	at Cleveland	L	98-100*
1/30/06	at Charlotte	L	91-103
3/22/06	at Cleveland	L	118-120*
4/2/06	at Charlotte	L	97-101
11/4/06	at Charlotte	W	92-88
12/13/06	at Cleveland	L	101-104
2/2/07	at Cleveland	L	81-101
3/20/07	at Charlotte	W	108-100
12/8/07	at Charlotte	W	96-93
1/11/08	at Cleveland	L	106-113**
3/16/08	at Cleveland	L	91-98
4/2/08	at Charlotte	L	114-118
10/30/08	at Cleveland	L	79-96
12/6/08	at Charlotte	L	74-94
1/7/09	at Cleveland	L	81-111
10/31/09	at Cleveland	L	79-90
11/27/09	at Charlotte	W	94-87
1/3/10	at Cleveland	W	91-88
2/19/10	at Charlotte	W	110-93
12/29/10	at Charlotte	W	101-92
3/30/11	at Charlotte	W	98-97
4/5/11	at Cleveland	L	89-99
1/3/12	at Cleveland	L	101-115
1/16/12	at Charlotte	L	94-102
4/10/12	at Cleveland	L	90-103
1/4/13	at Charlotte	L	104-106
2/6/13	at Cleveland	L	95-122

4/17/13	at Charlotte	W	105-9
11/1/13	at Charlotte	W	90-84
11/15/13	at Cleveland	W	86-80
3/7/14	at Charlotte	W	101-92
4/5/14	at Cleveland	W	96-94*
12/15/14	at Cleveland	L	88-97
1/2/15	at Charlotte	L	87-91
1/23/15	at Charlotte	L	90-129
11/27/15	at Charlotte	L	90-95
2/3/16	at Charlotte	W	106-97
2/24/16	at Cleveland	L	103-114
4/3/16	at Cleveland	L	103-112
11/13/16	at Cleveland	L	93-100
12/10/16	at Cleveland	L	105-116
12/31/16	at Charlotte	L	109-121
3/24/17	at Charlotte	L	105-112
11/15/17	at Charlotte	L	107-115
11/24/17	at Cleveland	L	99-100
3/28/18	at Charlotte	L	105-118
11/3/18	at Charlotte	W	126-94
11/13/18	at Cleveland	L	89-113
12/19/18	at Charlotte	W	110-99
4/9/19	at Cleveland	W	124-97
12/18/19	at Cleveland	L	98-100
1/2/20	vs. Cleveland	W	109-106
12/23/20	at Cleveland	L	114-121
4/14/21	at Charlotte	L	90-103
4/23/21	at Charlotte	W	108-102
10/22/21	at Cleveland	W	123-112
11/1/21	at Charlotte	L	110-113
2/4/22	at Charlotte	L	101-102
3/2/22	at Cleveland	W	119-98
11/18/22	at Cleveland	L	122-132**
3/12/23	at Charlotte	L	108-114
3/14/23	at Charlotte	L	104-120
4/9/23	at Cleveland	W	106-95

\*Denotes Number of Overtime Periods

## DALLAS MAVERICKS

## HEAD-TO-HEAD RECORD

All-Time	23-42	(.354)
Home	12-20	(.375)
Road	11-22	(.333)



2500 VICTORY AVENUE  
DALLAS, TX 75219  
214-747-6287

## ALL-TIME GAME RESULTS

11/17/88	at Dallas	L	93-105
12/16/88	at Charlotte	L	98-107
11/29/89	at Dallas	L	83-102
12/19/89	at Charlotte	W	102-97
4/19/90	at Charlotte	L	102-111
4/22/90	at Dallas	L	107-118
1/19/91	at Dallas	L	95-110
2/12/91	at Charlotte	W	100-92
12/11/91	at Charlotte	L	103-106
3/11/92	at Dallas	W	120-105
11/17/92	at Charlotte	W	134-111
11/11/93	at Dallas	W	132-113
2/24/94	at Charlotte	L	110-115
4/1/94	at Dallas	W	106-104
12/10/94	at Dallas	L	86-99
3/30/95	at Charlotte	L	107-125
1/13/96	at Dallas	W	103-83
3/7/96	at Charlotte	W	119-105
1/2/97	at Charlotte	W	107-97
2/25/97	at Dallas	L	84-86
11/5/97	at Charlotte	W	110-103
1/24/98	at Dallas	W	94-92
11/17/99	at Charlotte	W	104-99

2/3/00	at Dallas	L	96-106
1/17/01	at Charlotte	L	90-91
3/24/01	at Dallas	L	100-103
11/6/01	at Dallas	L	92-110
11/21/01	at Charlotte	L	78-89
1/21/05	at Charlotte	L	99-105
3/19/05	at Dallas	L	93-104
11/11/05	at Charlotte	L	88-98
3/3/06	at Dallas	L	76-90
11/20/06	at Charlotte	L	85-93
12/26/06	at Dallas	L	84-97
1/23/08	at Charlotte	L	95-102
3/12/08	at Dallas	L	93-118
11/18/08	at Charlotte	L	83-100
12/11/08	at Dallas	L	90-95
12/12/09	at Dallas	L	97-98*
3/1/10	at Charlotte	L	84-89
10/27/10	at Dallas	L	86-101
2/5/11	at Charlotte	L	92-101
3/15/12	at Dallas	L	96-101
11/3/12	at Dallas	L	99-126
11/10/12	at Charlotte	W	101-97*
12/3/13	at Dallas	L	82-89

2/11/14	at Charlotte	W	114-89
11/17/14	at Charlotte	L	80-107
2/22/15	at Dallas	L	81-92
11/5/15	at Dallas	W	108-94
3/14/16	at Charlotte	L	96-107
12/01/16	at Charlotte	W	97-87
12/05/16	at Dallas	W	109-101
1/10/18	at Charlotte	L	111-115
3/24/18	at Dallas	W	102-98
1/2/19	at Charlotte	L	84-122
2/6/19	at Dallas	L	93-99
1/4/20	at Dallas	W	123-120*
2/8/20	at Charlotte	L	100-116
12/30/20	at Dallas	W	118-99
1/13/21	at Charlotte	L	93-104
12/13/21	at Dallas	L	96-120
3/19/22	at Charlotte	W	129-108
3/24/23	at Dallas	W	117-109
3/26/23	at Charlotte	W	110-104

\*Denotes Number of Overtime Periods

**1000 CHOPPER CIRCLE  
DENVER, CO 80204  
303-405-1100**



**DENVER NUGGETS**

**HEAD-TO-HEAD RECORD**

All-Time .....	30-36 .....	(.455)
Home.....	19-14 .....	(.576)
Road.....	11-22 .....	(.333)

**ALL-TIME GAME RESULTS**

3/8/89	at Charlotte	L	99-112	12/10/99	at Charlotte	W	106-99	1/29/14	at Denver	W	101-98
3/14/89	at Denver	L	102-125	1/8/00	at Denver	L	92-97	3/10/14	at Charlotte	W	105-98
12/9/89	at Charlotte	L	93-106	1/7/01	at Denver	L	87-94	12/22/14	at Charlotte	W	110-82
1/18/90	at Denver	W	110-108	3/30/01	at Charlotte	L	96-103	1/31/15	at Denver	W	104-86
2/16/90	at Charlotte	W	113-107	12/11/01	at Denver	W	99-96	1/10/16	at Denver	L	92-95
3/6/90	at Denver	L	96-122	1/7/02	at Charlotte	W	94-80	3/19/16	at Charlotte	L	93-101
4/4/90	at Denver	W	116-112	2/16/05	at Charlotte	W	94-88	3/4/17	at Denver	W	122-102
12/8/90	at Charlotte	L	119-126	3/16/05	at Denver	L	101-120	3/31/17	at Charlotte	W	122-114
1/16/91	at Denver	L	104-111	12/13/05	at Charlotte	L	85-101	10/25/17	at Charlotte	W	110-93
11/26/91	at Denver	L	97-103	2/21/06	at Denver	L	84-100	2/5/18	at Denver	L	104-121
2/19/92	at Charlotte	W	106-104	11/12/06	at Charlotte	L	101-108	12/7/18	at Charlotte	W	113-107
12/12/92	at Charlotte	W	109-100	2/29/07	at Denver	W	105-101	1/5/19	at Denver	L	110-123
2/28/93	at Denver	L	103-110	1/14/08	at Charlotte	W	119-116	1/15/20	at Denver	L	86-100
12/3/93	at Denver	L	94-102	2/2/08	at Denver	L	101-117	3/5/20	at Charlotte	L	112-114
12/17/93	at Charlotte	W	99-96	11/11/08	at Charlotte	L	80-88	3/17/21	at Denver	L	104-129
12/3/94	at Denver	L	88-99	1/30/09	at Denver	L	99-110	5/11/21	at Charlotte	L	112-117
12/17/94	at Charlotte	W	111-92	12/8/09	at Charlotte	W	107-95	12/23/21	at Denver	W	115-107
2/16/96	at Charlotte	W	107-100	1/25/10	at Denver	L	93-104	3/28/22	at Charlotte	L	109-113
3/26/96	at Denver	W	119-112**	12/7/10	at Charlotte	W	100-98	12/18/22	at Denver	L	115-119
12/11/96	at Charlotte	W	101-97	3/2/11	at Denver	L	80-120	2/11/23	at Charlotte	L	105-119
1/13/97	at Denver	W	102-100*	3/30/12	at Charlotte	L	88-99				
2/23/98	at Denver	W	118-98	12/22/12	at Denver	L	88-110				
3/16/98	at Charlotte	W	109-87	2/23/13	at Charlotte	L	99-113				

\*Denotes Number of Overtime Periods

## DETROIT PISTONS



2645 WOODWARD AVE.

DETROIT, MI 48201

313-747-8667

## HEAD-TO-HEAD RECORD

All-Time .....64-61 .....(.512)  
 Home .....36-28 .....(.563)  
 Road .....28-33 .....(.459)

## ALL-TIME GAME RESULTS

11/5/88	at Detroit	L	85-94	4/14/99	at Charlotte	W	83-79	1/6/13	at Detroit	W	108-101*
11/22/88	at Charlotte	L	93-99	4/21/99	at Charlotte	W	88-85	2/20/13	at Charlotte	L	99-105
12/17/88	at Detroit	L	91-100	12/26/99	at Detroit	L	96-114	3/23/13	at Charlotte	L	91-92
3/25/89	at Charlotte	L	101-113	1/27/00	at Charlotte	W	117-102	4/12/13	at Detroit	L	93-113
3/11/90	at Charlotte	L	88-98	3/29/00	at Detroit	W	98-91	12/20/13	at Detroit	W	116-106
3/28/90	at Detroit	L	97-106	4/7/00	at Charlotte	L	82-97	2/18/14	at Detroit	W	108-96
12/26/90	at Detroit	L	94-102	11/17/00	at Charlotte	L	89-96	2/19/14	at Charlotte	W	116-98
1/8/91	at Charlotte	L	98-101	11/19/00	at Detroit	W	105-96	2/10/15	at Detroit	L	78-106
2/22/91	at Charlotte	W	122-114	4/7/01	at Charlotte	L	92-97	3/8/15	at Charlotte	W	108-101
3/13/91	at Detroit	L	83-94	4/15/01	at Detroit	W	99-90	4/1/15	at Charlotte	W	102-78
4/2/91	at Charlotte	L	78-83	11/28/01	at Detroit	W	104-96	4/12/15	at Detroit	L	77-116
11/5/91	at Detroit	L	93-117	11/30/01	at Charlotte	L	105-110	12/7/15	at Charlotte	W	104-84
12/18/91	at Detroit	L	97-117	1/12/02	at Detroit	L	76-104	3/11/16	at Charlotte	W	118-103
1/28/92	at Charlotte	L	95-100*	3/3/02	at Charlotte	L	81-83	3/25/16	at Detroit	L	105-112
3/20/92	at Charlotte	W	113-101	11/21/04	at Detroit	L	116-117**	11/29/16	at Charlotte	L	89-112
4/10/92	at Detroit	L	106-125	11/23/04	at Charlotte	W	91-89	12/7/16	at Charlotte	W	87-77
11/25/92	at Detroit	W	101-97	4/20/05	at Charlotte	W	97-86	1/5/17	at Detroit	L	114-115
12/23/92	at Charlotte	W	107-95	12/17/05	at Charlotte	L	78-103	2/23/17	at Detroit	L	108-114
2/14/93	at Charlotte	W	117-107	1/14/06	at Detroit	L	91-114	10/18/17	at Detroit	L	90-102
3/26/93	at Detroit	L	107-115	3/12/06	at Detroit	L	78-94	1/15/18	at Detroit	W	118-107
4/16/93	at Charlotte	W	127-93	3/18/06	at Charlotte	L	103-108	2/25/18	at Charlotte	W	114-98
12/21/93	at Detroit	W	108-97	11/24/06	at Detroit	L	95-104	11/11/18	at Detroit	W	113-103
12/27/93	at Charlotte	W	109-94	12/3/06	at Charlotte	W	97-89	12/12/18	at Charlotte	W	108-107
3/25/94	at Detroit	W	106-92	1/10/07	at Detroit	W	103-96	12/21/18	at Charlotte	W	98-86
4/23/94	at Charlotte	W	108-103	1/24/07	at Charlotte	L	92-103	4/7/19	at Detroit	W	104-91
11/12/94	at Charlotte	W	113-100	12/09/07	at Detroit	L	104-85	11/15/19	at Charlotte	W	109-106
12/14/94	at Detroit	W	106-93	1/12/08	at Charlotte	L	103-100*	11/27/19	at Charlotte	W	102-101
2/8/95	at Detroit	W	106-78	2/10/08	at Detroit	L	113-87	11/29/19	at Detroit	W	110-107
2/18/95	at Charlotte	W	110-88	11/3/08	at Charlotte	L	83-101	2/10/20	at Detroit	W	87-76
4/14/95	at Detroit	W	94-86	12/13/08	at Charlotte	L	86-90	3/11/21	at Charlotte	W	105-102
11/7/95	at Charlotte	W	108-96	1/13/09	at Detroit	W	80-78	5/1/21	at Charlotte	W	107-94
12/30/95	at Detroit	L	100-102*	4/5/09	at Detroit	L	97-104	5/4/21	at Detroit	W	102-99
1/11/96	at Charlotte	L	93-95	11/11/09	at Detroit	L	75-98	1/5/22	at Charlotte	W	140-111
4/3/96	at Detroit	L	83-98	12/22/09	at Charlotte	W	88-76	2/11/22	at Detroit	W	141-119
11/23/96	at Charlotte	W	93-85	4/10/10	at Charlotte	W	99-95	2/27/22	at Charlotte	L	126-127*
12/28/96	at Detroit	L	75-97	11/5/10	at Detroit	L	90-97	12/14/22	at Charlotte	L	134-141*
2/14/97	at Charlotte	L	103-109	12/27/10	at Charlotte	W	105-100	2/3/23	at Detroit	L	112-118
4/11/97	at Detroit	W	93-85	2/2/11	at Detroit	W	97-87	2/27/23	at Charlotte	W	117-106
11/25/97	at Charlotte	W	90-85	4/10/11	at Charlotte	L	101-112	3/9/23	at Detroit	W	113-103
1/15/98	at Detroit	L	94-95*	1/13/12	at Charlotte	L	81-98				
2/25/98	at Detroit	W	98-88	2/29/12	at Detroit	L	94-109				
4/12/98	at Charlotte	W	88-86	3/31/12	at Detroit	L	107-110*				
4/12/99	at Detroit	W	92-86	4/12/12	at Charlotte	L	85-109				

\*Denotes Number of Overtime Periods

1 WARRIORS WAY  
 SAN FRANCISCO, CA 94158  
 415-388-0100



**GOLDEN STATE WARRIORS**

**HEAD-TO-HEAD RECORD**

All-Time .....	33-33 .....	(.500)
Home.....	21-12 .....	(.636)
Road.....	12-21 .....	(.364)

**ALL-TIME GAME RESULTS**

3/19/89	at Golden State	L	117-124
3/30/89	at Charlotte	L	104-113
11/11/89	at Golden State	L	104-115
11/17/89	at Charlotte	W	99-98
3/5/90	at Golden State	L	117-138
4/8/90	at Charlotte	W	110-109
3/2/91	at Golden State	L	108-121
3/26/91	at Charlotte	W	97-94
1/20/92	at Golden State	L	119-135
2/6/92	at Charlotte	W	132-113
11/20/92	at Charlotte	W	117-110*
12/2/92	at Golden State	W	111-110
2/9/94	at Charlotte	L	116-126
3/5/94	at Golden State	L	112-129
11/22/94	at Charlotte	W	102-98
3/3/95	at Golden State	W	116-86
12/19/95	at Golden State	L	99-102
1/20/96	at Charlotte	L	102-110
1/6/97	at Golden State	W	109-101
3/22/97	at Charlotte	W	100-93*
2/18/98	at Golden State	L	77-88
3/2/98	at Charlotte	W	112-83
2/17/99	at Golden State	L	87-96
12/8/99	at Charlotte	W	113-106

3/7/00	at Golden State	W	102-99
1/29/01	at Golden State	W	93-85
2/22/01	at Charlotte	W	93-91
12/7/01	at Golden State	W	106-89
1/3/02	at Charlotte	W	114-102
11/13/04	at Charlotte	L	87-103
12/12/04	at Golden State	L	87-99
12/2/05	at Golden State	L	100-107
3/8/06	at Charlotte	W	104-101
12/7/07	at Golden State	L	105-131
2/3/07	at Charlotte	W	98-90
2/1/08	at Golden State	L	96-127
3/5/08	at Charlotte	W	118-109
12/20/08	at Charlotte	L	103-110
2/27/09	at Golden State	W	112-109
1/29/10	at Golden State	W	121-110
3/6/10	at Charlotte	W	101-90
12/31/10	at Charlotte	L	95-96
1/28/11	at Golden State	W	121-113*
1/14/12	at Charlotte	W	112-100
12/10/12	at Charlotte	L	96-104
12/21/12	at Golden State	L	100-115
12/9/13	at Charlotte	W	115-111
2/4/14	at Golden State	W	91-75

11/15/14	at Golden State	L	87-112
11/28/14	at Charlotte	L	101-106
12/2/15	at Charlotte	L	99-116
1/4/16	at Golden State	L	101-111
1/25/17	at Charlotte	L	103-113
2/1/17	at Golden State	L	111-126
12/6/17	at Charlotte	L	87-101
12/29/17	at Golden State	W	111-100
2/25/19	at Charlotte	L	110-121
3/31/19	at Golden State	L	90-137
11/2/19	at Golden State	W	93-87
12/4/19	at Charlotte	W	106-91
2/20/21	at Charlotte	W	102-100
2/26/21	at Golden State	L	121-130
11/3/21	at Golden State	L	92-114
11/14/21	at Charlotte	W	106-102
10/29/22	at Charlotte	W	120-113*
12/27/22	at Golden State	L	105-110

\*Denotes Number of Overtime Periods

## HOUSTON ROCKETS



1510 POLK STREET,  
HOUSTON, TX 77002  
713-758-7200

## HEAD-TO-HEAD RECORD

All-Time .....	19-48	(.284)
Home.....	13-21	(.382)
Road.....	6-27	(.182)

## ALL-TIME GAME RESULTS

12/3/88	at Houston	L	104-108
12/26/88	at Charlotte	L	95-97
11/24/89	at Charlotte	L	81-85
11/30/89	at Houston	L	101-113
12/30/89	at Charlotte	W	111-92
4/10/90	at Charlotte	L	112-115
4/12/90	at Houston	L	110-117
12/6/90	at Houston	L	110-116
12/15/90	at Charlotte	L	97-100
12/21/91	at Charlotte	L	95-99
3/13/92	at Houston	L	100-118
1/14/93	at Houston	L	102-114
3/23/93	at Charlotte	L	103-111
12/7/93	at Houston	L	102-121
2/16/94	at Charlotte	W	102-97
12/8/94	at Houston	L	95-101
2/16/95	at Charlotte	L	89-105
12/2/95	at Houston	L	98-113
2/1/96	at Charlotte	L	111-116
1/21/97	at Charlotte	W	114-108
2/27/97	at Houston	W	106-95
12/29/97	at Houston	W	120-101
1/22/98	at Charlotte	W	93-86
2/1/00	at Houston	L	83-99
2/22/00	at Charlotte	W	102-97

11/16/00	at Houston	L	80-84
1/27/01	at Charlotte	L	97-110
1/26/02	at Charlotte	L	104-111*
2/1/02	at Houston	W	73-72
12/18/04	at Charlotte	W	101-100*
12/22/04	at Houston	W	90-87
1/10/06	at Charlotte	W	111-106**
1/25/06	at Houston	L	78-102
12/8/06	at Charlotte	L	92-62
2/10/07	at Houston	L	83-104
11/11/07	at Charlotte	L	85-82
3/14/08	at Houston	L	80-89
2/22/09	at Houston	L	78-99
3/13/09	at Charlotte	L	86-91
1/12/10	at Charlotte	W	102-94
4/9/10	at Houston	L	90-97
11/26/10	at Charlotte	W	99-89
3/16/11	at Houston	L	78-94
1/10/12	at Charlotte	L	70-82
3/14/12	at Houston	L	87-107
1/21/13	at Charlotte	L	94-100
2/2/13	at Houston	L	95-109
10/30/13	at Houston	L	83-96
3/24/14	at Charlotte	L	89-100

12/31/14	at Houston	L	83-102
4/13/15	at Charlotte	L	90-100
12/21/15	at Houston	L	95-102
3/12/16	at Charlotte	W	125-109
1/10/17	at Houston	L	114-124
2/9/17	at Charlotte	L	95-107
10/27/17	at Charlotte	L	93-109
12/13/17	at Houston	L	96-108
2/27/19	at Charlotte	L	113-118
3/11/19	at Houston	L	106-118
2/4/20	at Houston	L	110-125
3/7/20	vs. Houston	W	108-99
3/7/20	vs. Houston	W	108-99
2/8/21	at Charlotte	W	119-94
3/24/21	at Houston	W	122-97
11/27/21	at Houston	L	143-146*
12/27/21	at Charlotte	W	123-98
1/18/23	at Houston	W	122-117
4/7/23	at Charlotte	L	109-112

\*Denotes Number of Overtime Periods



125 S. PENNSYLVANIA STREET  
 INDIANAPOLIS, IN 46204  
 317-917-2500



INDIANA PACERS

HEAD-TO-HEAD RECORD

All-Time .....	52-72 .....	(.419)
Home .....	36-25 .....	(.590)
Road .....	16-47 .....	(.254)

ALL-TIME GAME RESULTS

12/13/88	at Indiana	L	104-115	4/29/99	at Indiana	L	110-115*	1/15/13	at Charlotte	L	76-103
12/14/88	at Charlotte	W	115-106	11/4/99	at Charlotte	W	98-89	2/13/13	at Indiana	L	77-101
2/18/89	at Charlotte	W	119-114	12/30/99	at Indiana	L	99-109	11/27/13	at Charlotte	L	74-99
4/15/89	at Indiana	L	105-115	3/18/00	at Indiana	L	99-113	12/13/13	at Indiana	L	94-99
1/6/90	at Charlotte	W	117-111	4/9/00	at Charlotte	W	96-80	3/5/14	at Charlotte	W	109-87
2/13/90	at Indiana	L	105-128	12/6/00	at Charlotte	W	91-88	11/19/14	at Indiana	L	86-88
12/21/90	at Indiana	L	114-137	12/9/00	at Indiana	L	96-99*	1/17/15	at Charlotte	W	80-71*
1/30/91	at Indiana	L	105-123	2/13/01	at Indiana	W	77-66	2/8/15	at Charlotte	L	102-103
2/19/91	at Charlotte	L	102-115	2/26/01	at Charlotte	W	82-72	4/3/15	at Indiana	L	74-93
3/5/91	at Indiana	L	101-112	1/25/02	at Indiana	L	81-90	2/10/16	at Indiana	W	117-95
4/9/91	at Charlotte	L	120-122	2/15/02	at Charlotte	W	116-106	2/26/16	at Indiana	W	96-95
11/22/91	at Charlotte	W	112-110	3/20/02	at Charlotte	W	94-88	3/4/16	at Charlotte	W	108-101
1/25/92	at Charlotte	W	107-105	3/24/02	at Indiana	W	99-84	11/7/16	at Charlotte	W	122-100
2/17/92	at Indiana	L	117-128	11/26/04	at Indiana	L	77-82	12/12/16	at Indiana	L	94-110
2/29/92	at Charlotte	W	121-119	12/29/04	at Charlotte	L	71-74	3/6/17	at Charlotte	W	100-88
4/14/92	at Indiana	L	96-123	2/9/05	at Indiana	L	87-94	3/15/17	at Indiana	L	77-98
11/13/92	at Indiana	L	109-110	11/16/05	at Charlotte	W	122-90	1/29/18	at Indiana	L	96-105
11/28/92	at Charlotte	L	122-134	11/18/05	at Indiana	L	85-93	2/2/18	at Charlotte	W	133-126
1/24/93	at Charlotte	L	105-112	1/18/06	at Indiana	L	92-98	4/8/18	at Charlotte	L	117-123
2/26/93	at Indiana	L	105-137	4/15/06	at Charlotte	W	92-91	4/10/18	at Indiana	W	119-93
3/19/93	at Indiana	L	108-112	11/1/06	at Charlotte	L	99-106	11/21/18	at Charlotte	W	127-109
11/16/93	at Indiana	W	102-93	12/30/06	at Indiana	W	113-102	1/20/19	at Indiana	L	95-120
2/2/94	at Charlotte	L	112-124	4/6/07	at Charlotte	L	102-112	2/11/19	at Indiana	L	90-99
2/5/94	at Indiana	L	102-111	11/9/07	at Charlotte	W	96-87	11/5/19	at Charlotte	W	122-120*
4/6/94	at Charlotte	W	129-90	12/31/07	at Charlotte	W	107-103*	12/15/19	at Indiana	L	85-107
11/19/94	at Charlotte	L	89-102	3/19/08	at Indiana	L	95-102	1/6/20	at Charlotte	L	104-115
12/16/94	at Indiana	L	91-93	4/12/08	at Indiana	W	107-103	2/25/20	at Indiana	L	80-119
12/20/94	at Charlotte	W	99-95	11/28/08	at Indiana	W	115-108*	1/27/21	at Charlotte	L	106-116
2/7/95	at Charlotte	L	92-95*	1/25/09	at Indiana	L	93-98	1/29/21	at Charlotte	W	108-105
4/9/95	at Indiana	L	68-97	2/18/09	at Charlotte	W	103-94	4/2/21	at Indiana	W	114-97
2/24/96	at Charlotte	L	90-104	3/21/09	at Charlotte	L	83-108	10/20/21	at Charlotte	W	123-122
3/3/96	at Indiana	L	100-103	11/22/09	at Charlotte	W	104-88	11/19/21	at Charlotte	W	121-118
3/19/96	at Charlotte	W	102-94	12/16/09	at Indiana	L	98-101	12/29/21	at Indiana	W	116-108
4/15/96	at Indiana	L	87-90	3/16/10	at Indiana	L	94-99	1/26/22	at Indiana	W	158-126
11/21/96	at Indiana	W	90-87	10/29/10	at Charlotte	L	101-104	11/16/22	at Charlotte	L	113-125
1/28/97	at Indiana	W	98-97	12/10/10	at Indiana	L	92-100	1/8/23	at Indiana	L	111-116
1/29/97	at Charlotte	L	95-106	2/9/11	at Indiana	L	103-104	3/20/23	at Charlotte	W	115-109
3/28/97	at Charlotte	L	115-116	3/23/11	at Charlotte	L	88-111				
11/8/97	at Charlotte	W	89-82	1/7/12	at Indiana	L	77-99				
11/22/97	at Indiana	W	95-94	1/19/12	at Indiana	L	73-108				
3/27/98	at Indiana	L	96-133	2/22/12	at Charlotte	L	88-102				
4/3/98	at Charlotte	W	96-89	11/2/12	at Charlotte	W	90-89				
4/2/99	at Charlotte	L	81-87	1/12/15	at Indiana	L	88-96				
4/10/99	at Indiana	W	92-90								

\*Denotes Number of Overtime Periods

## LOS ANGELES CLIPPERS



6951 S. CENTINELA AVE.  
PLAYA VISTA, CA 90094  
310-862-6000

## HEAD-TO-HEAD RECORD

All-Time ..... 25-39 ..... (.391)  
Home ..... 16-16 ..... (.500)  
Road ..... 9-23 ..... (.281)

## ALL-TIME GAME RESULTS

11/8/88	at Charlotte	W	117-105
3/17/89	at Los Angeles	W	108-105
1/9/90	at Charlotte	L	98-108
1/16/90	at Los Angeles	L	98-106
3/1/90	at Charlotte	W	118-109*
3/18/90	at Los Angeles	W	108-97
1/5/91	at Charlotte	W	111-103
3/22/91	at Los Angeles	L	100-106
11/30/91	at Los Angeles	L	112-130
1/2/92	at Charlotte	L	102-109*
12/5/92	at Los Angeles	L	109-119
1/8/93	at Charlotte	W	115-101
3/2/94	at Los Angeles	L	109-118
3/26/94	at Charlotte	W	121-109
11/17/94	at Charlotte	W	99-83
12/15/94	at Los Angeles	W	115-83
12/16/95	at Los Angeles	W	109-99
12/27/95	at Charlotte	L	107-116
12/3/96	at Los Angeles	L	89-96
2/21/97	at Charlotte	W	114-96
11/15/97	at Charlotte	W	130-96
2/21/98	at Los Angeles	W	111-98
2/18/00	at Charlotte	W	115-87
3/10/00	at Los Angeles	W	118-101
12/8/00	at Charlotte	W	92-87
1/5/01	at Los Angeles	W	86-73
12/9/01	at Los Angeles	L	78-89
1/11/02	at Charlotte	W	92-91*
12/6/04	at Los Angeles	L	93-99**
4/5/05	at Charlotte	L	102-104
12/23/05	at Charlotte	L	88-97
2/27/06	at Los Angeles	L	87-95
2/26/07	at Los Angeles	L	93-100
3/16/07	at Charlotte	L	93-102
12/12/07	at Charlotte	W	108-103
1/28/08	at Los Angeles	W	107-100

2/9/09	at Charlotte	W	94-73
2/28/09	at Los Angeles	W	100-95
2/22/10	at Los Angeles	L	94-98
3/12/10	at Charlotte	W	106-98
1/29/11	at Los Angeles	L	88-103
3/7/11	at Charlotte	L	87-92
2/11/12	at Charlotte	L	86-111
12/12/12	at Charlotte	L	94-100
2/26/13	at Los Angeles	L	84-106
1/1/14	at Los Angeles	L	85-112
1/22/14	at Charlotte	W	95-91
11/24/14	at Charlotte	L	92-113
3/17/15	at Los Angeles	L	92-99
12/30/15	at Los Angeles	L	83-97
1/9/16	at Charlotte	L	117-122
2/11/17	at Charlotte	L	102-107
2/26/17	at Los Angeles	L	121-124
11/18/17	at Charlotte	W	102-87
12/31/17	at Los Angeles	L	98-106
1/8/19	at Los Angeles	L	109-28
2/5/19	at Charlotte	L	115-117
10/28/19	at Los Angeles	L	96-111
3/20/21	at Los Angeles	L	98-12
5/13/21	at Charlotte	L	90-113
11/7/21	at Los Angeles	L	106-120
1/30/22	at Charlotte	L	90-115
12/5/22	at Charlotte	L	117-119
12/21/22	at Los Angeles	L	105-126

\*Denotes Number of Overtime Periods

2275 E. MARIPOSA AVE  
EL SEGUNDO, CA 90245  
310-426-6000



**LOS ANGELES LAKERS**  
**HEAD-TO-HEAD RECORD**

All-Time .....25-40 .....(385)  
Home.....13-18 .....(419)  
Road .....12-22 .....(353)

**ALL-TIME GAME RESULTS**

11/8/88	at Charlotte	W	117-105
3/17/89	at Los Angeles	W	108-105
1/9/90	at Charlotte	L	98-108
1/16/90	at Los Angeles	L	98-106
3/1/90	at Charlotte	W	118-109*
3/18/90	at Los Angeles	W	108-97
1/5/91	at Charlotte	W	111-103
3/22/91	at Los Angeles	L	100-106
11/30/91	at Los Angeles	L	112-130
1/2/92	at Charlotte	L	102-109*
12/5/92	at Los Angeles	L	109-119
1/8/93	at Charlotte	W	115-101
3/2/94	at Los Angeles	L	109-118
3/26/94	at Charlotte	W	121-109
11/17/94	at Charlotte	W	99-83
12/5/94	at Los Angeles	W	115-83
12/16/95	at Los Angeles	W	109-99
12/27/95	at Charlotte	L	107-116
12/3/96	at Los Angeles	L	89-96
2/21/97	at Charlotte	W	114-96
11/15/97	at Charlotte	W	130-96
2/21/98	at Los Angeles	W	111-98
2/18/00	at Charlotte	W	115-87
3/10/00	at Los Angeles	W	118-101
12/8/00	at Charlotte	W	92-87
1/5/01	at Los Angeles	W	86-73
12/9/01	at Los Angeles	L	78-89
1/11/02	at Charlotte	W	92-91*
12/6/04	at Los Angeles	L	93-99**
4/5/05	at Charlotte	L	102-104
12/23/05	at Charlotte	L	88-97
2/27/06	at Los Angeles	L	87-95
2/26/07	at Los Angeles	L	93-100
3/16/07	at Charlotte	L	93-102
12/12/07	at Charlotte	W	108-103
1/28/08	at Los Angeles	W	107-100

2/9/09	at Charlotte	W	94-73
2/28/09	at Los Angeles	W	100-95
2/22/10	at Los Angeles	L	94-98
3/12/10	at Charlotte	W	106-98
1/29/11	at Los Angeles	L	88-103
3/7/11	at Charlotte	L	87-92
2/11/12	at Charlotte	L	86-111
12/12/12	at Charlotte	L	94-100
2/26/13	at Los Angeles	L	84-106
1/1/14	at Los Angeles	L	85-112
1/22/14	at Charlotte	W	95-91
11/24/14	at Charlotte	L	92-113
3/17/15	at Los Angeles	L	92-99
12/30/15	at Los Angeles	L	83-97
1/9/16	at Charlotte	L	117-122
2/11/17	at Charlotte	L	102-107
2/26/17	at Los Angeles	L	121-124
12/9/17	at Charlotte	L	99-110
1/5/18	at Los Angeles	W	108-94
12/15/18	at Charlotte	L	100-128
3/29/19	at Los Angeles	L	115-129
10/27/19	at Los Angeles	L	101-120
03/18/21	at Los Angeles	L	105-1116
04/13/21	at Charlotte	L	93-101
11/8/21	at Los Angeles	L	123-126*
1/28/22	at Charlotte	W	117-114
12/23/22	at Los Angeles	W	134-130
1/2/23	at Charlotte	L	115-121

\*Denotes Number of Overtime Periods

## MEMPHIS GRIZZLIES

## HEAD-TO-HEAD RECORD

All-Time .....	25-24 .....	(.510)
Home .....	13-12 .....	(.520)
Road .....	12-12 .....	(.500)



**MEMPHIS**  
GRIZZLIES

191 BEALE ST.  
MEMPHIS, TN 38103  
901-205-1234

## ALL-TIME GAME RESULTS

11/24/95	at Charlotte	W	116-104
3/31/96	at Vancouver	W	121-88
12/9/96	at Vancouver	W	107-91
3/11/97	at Charlotte	W	98-92
1/9/98	at Vancouver	W	98-90
2/5/98	at Charlotte	W	108-93
11/24/99	at Charlotte	W	89-73
12/3/99	at Vancouver	W	113-94
1/3/01	at Vancouver	L	89-99
3/14/01	at Charlotte	W	100-95
2/3/02	at Memphis	W	97-79
2/17/02	at Charlotte	L	78-92
1/14/05	at Charlotte	L	89-109
4/10/05	at Memphis	L	95-102
3/26/06	at Memphis	L	95-102
4/12/06	at Charlotte	L	88-96
11/3/06	at Memphis	L	83-96
3/10/07	at Charlotte	L	107-115
1/19/08	at Charlotte	W	105-87
3/17/08	at Memphis	L	90-98
12/19/08	at Memphis	W	112-83
1/21/09	at Charlotte	W	101-86
1/9/10	at Charlotte	W	89-87
2/26/10	at Memphis	W	93-89
12/15/10	at Memphis	L	80-113
1/10/11	at Charlotte	W	96-82
4/20/12	at Charlotte	L	80-85
11/17/12	at Charlotte	L	87-94
4/9/13	at Memphis	L	75-94

2/22/14	at Charlotte	W	92-89
3/8/14	at Memphis	L	89-111
11/1/14	at Charlotte	L	69-71
12/12/14	at Memphis	L	107-113**
12/11/15	at Memphis	W	123-99
12/26/15	at Charlotte	W	98-92
11/21/16	at Charlotte	L	90-105
11/28/16	at Memphis	W	104-85
10/30/18	at Memphis	W	104-99
3/22/18	at Charlotte	W	140-79
1/23/19	at Memphis	W	118-107
2/1/19	at Charlotte	W	100-92
11/13/19	at Charlotte	L	117-119
12/29/19	at Memphis	L	104-117
1/1/21	at Charlotte	L	93-108
2/10/21	at Memphis	L	114-130
11/10/21	at Memphis	W	118-108
2/12/22	at Charlotte	L	118-125
1/4/22	at Memphis	L	99-130
1/4/23	at Charlotte	L	107-131

\*Denotes Number of Overtime Periods

601 BISCAYNE BOULEVARD  
 MIAMI, FL 33132  
 786-777-HEAT



MIAMI HEAT

HEAD-TO-HEAD RECORD

All-Time .....	48-73 .....	(.397)
Home.....	30-30 .....	(.500)
Road .....	18-43 .....	(.295)

ALL-TIME GAME RESULTS

11/29/88	at Charlotte	W	99-84
2/17/89	at Miami	L	102-103
11/21/89	at Charlotte	L	87-98
4/18/90	at Miami	W	98-91
11/23/90	at Charlotte	L	100-116
11/24/90	at Miami	W	125-112
2/16/91	at Miami	L	82-94
4/16/91	at Charlotte	W	92-87
11/15/91	at Miami	L	105-120
12/13/91	at Charlotte	L	108-112
2/2/92	at Miami	L	100-118
2/16/92	at Charlotte	W	126-109
11/14/92	at Charlotte	L	95-104
11/21/92	at Miami	W	123-111
2/12/93	at Miami	W	116-107
3/30/93	at Charlotte	L	89-116
11/27/93	at Miami	L	100-114
1/25/94	at Miami	L	98-119
2/4/94	at Charlotte	L	118-124
4/11/94	at Charlotte	W	99-97
11/30/94	at Charlotte	W	105-87
12/23/94	at Charlotte	L	93-116
3/11/95	at Charlotte	W	104-95
4/2/95	at Miami	W	105-92
12/1/95	at Miami	L	101-108*
11/23/95	at Charlotte	W	87-75
1/19/96	at Miami	W	114-106
4/10/96	at Charlotte	L	95-116
11/12/96	at Miami	L	97-105
12/27/96	at Charlotte	L	86-101
3/9/97	at Charlotte	W	82-76
11/3/97	at Miami	W	112-99
11/21/97	at Charlotte	W	119-102
1/2/98	at Charlotte	W	99-88
4/4/98	at Miami	L	88-101
2/8/99	at Charlotte	W	94-91
2/24/99	at Charlotte	L	83-91
5/2/99	at Miami	L	93-100
12/18/99	at Miami	W	106-89
2/20/00	at Charlotte	L	80-85
4/6/00	at Miami	L	70-76
4/19/00	at Charlotte	W	83-73

11/3/00	at Charlotte	W	83-79
11/14/00	at Miami	L	86-89*
12/20/00	at Charlotte	W	65-56
4/6/01	at Miami	L	76-81
11/16/01	at Miami	W	96-87
4/3/02	at Charlotte	W	97-90
4/16/02	at Miami	W	88-81
1/1/05	at Miami	L	90-113
2/11/05	at Charlotte	L	87-97
3/26/05	at Charlotte	W	94-92
4/19/05	at Miami	L	80-99
11/12/05	at Miami	L	99-108
12/7/06	at Charlotte	L	85-91
3/6/06	at Charlotte	L	105-106*
3/24/06	at Miami	L	93-114
11/25/06	at Charlotte	L	93-102
2/5/07	at Miami	L	93-113
4/8/07	at Miami	W	111-103*
4/10/07	at Charlotte	W	92-82
11/4/07	at Miami	W	90-88
11/13/07	at Charlotte	W	91-76
11/27/07	at Miami	L	90-110
3/22/08	at Charlotte	W	94-82
11/1/08	at Charlotte	W	100-87
12/8/08	at Miami	L	96-100
2/8/09	at Miami	L	92-96
4/3/09	at Charlotte	L	92-97
1/2/10	at Miami	W	107-97
1/20/10	at Charlotte	W	104-65
3/9/10	at Charlotte	W	83-78
3/20/10	at Miami	L	71-77
11/19/10	at Miami	L	87-95
1/3/11	at Charlotte	L	82-96
2/4/11	at Charlotte	L	97-10
4/8/11	at Miami	L	103-112
12/28/11	at Charlotte	L	95-96
1/1/12	at Miami	L	90-129
4/13/12	at Miami	L	82-105
12/26/12	at Charlotte	L	92-105
2/4/13	at Miami	L	94-99
3/24/13	at Miami	L	77-109
4/5/13	at Charlotte	L	79-89

11/16/13	at Charlotte	L	81-97
12/1/13	at Miami	L	98-99
1/18/14	at Charlotte	L	96-104*
3/3/14	at Miami	L	107-124
11/5/14	at Charlotte	W	96-89
11/23/14	at Miami	L	93-94
1/21/15	at Charlotte	W	78-76
4/7/15	at Miami	L	100-105
10/28/15	at Miami	L	94-104
12/9/15	at Charlotte	W	99-81
2/5/16	at Charlotte	L	95-98
3/17/16	at Miami	W	109-106
10/28/16	at Miami	W	97-91
12/29/16	at Charlotte	W	91-82
3/8/17	at Miami	L	101-108
4/5/17	at Charlotte	L	99-112
12/01/17	at Miami	L	100-105
12/15/17	at Charlotte	L	98-104
1/20/18	at Charlotte	L	105-106
1/27/18	at Miami	L	91-95
10/20/18	at Miami	W	113-112
10/30/18	at Charlotte	W	125-113
3/6/19	at Charlotte	L	84-91
3/17/19	at Miami	L	75-93
11/25/19	at Miami	L	100-117
3/11/20	at Miami	W	109-98
2/1/21	at Miami	W	129-121*
3/26/21	at Charlotte	W	110-105
5/2/21	at Charlotte	L	111-121
10/29/21	at Miami	L	99-114
2/5/22	at Charlotte	L	86-104
2/17/22	at Charlotte	L	107-111**
4/5/22	at Miami	L	115-144
11/10/22	at Miami	L	112-117*
11/12/22	at Miami	L	115-132
1/29/23	at Charlotte	W	122-117
2/25/23	at Charlotte	W	108-103

\*Denotes Number of Overtime Periods

## MILWAUKEE BUCKS

## HEAD-TO-HEAD RECORD

All-Time	.....60-65	.....(480)
Home	.....35-28	.....(556)
Road	.....25-37	.....(403)



1001 N. FOURTH STREET  
MILWAUKEE, WI 53203  
414-227-0500

## ALL-TIME GAME RESULTS

12/20/88	at Milwaukee	L	115-125	11/01/99	at Charlotte	W	117-111	11/29/13	at Charlotte	W	96-72
12/21/88	at Charlotte	L	100-112	12/29/99	at Charlotte	W	109-105	12/23/13	at Charlotte	W	111-110*
1/18/89	at Milwaukee	L	106-118	1/10/00	at Milwaukee	L	87-137	3/16/14	at Milwaukee	W	101-92
4/21/89	at Charlotte	L	110-107	4/14/00	at Milwaukee	W	109-106*	10/29/14	at Charlotte	W	108-106*
11/8/90	at Milwaukee	L	113-126	11/24/00	at Milwaukee	W	106-90	12/23/14	at Milwaukee	W	108-101
2/23/90	at Charlotte	L	100-104	1/19/01	at Charlotte	L	98-105	12/29/14	at Charlotte	L	94-104*
11/28/90	at Charlotte	W	118-111*	2/17/01	at Milwaukee	W	103-93	11/29/15	at Charlotte	W	87-82
1/2/91	at Charlotte	L	91-106	3/10/01	at Charlotte	W	100-90	1/16/16	at Charlotte	L	92-105
2/3/91	at Milwaukee	L	111-120	12/28/01	at Charlotte	L	89-105	2/19/16	at Milwaukee	W	98-95
2/15/91	at Charlotte	L	103-106*	2/18/02	at Milwaukee	W	101-92	3/26/16	at Milwaukee	W	115-91
3/9/91	at Milwaukee	W	107-98	3/18/02	at Charlotte	W	113-110	10/26/16	at Milwaukee	W	107-96
11/8/91	at Charlotte	L	122-125*	4/14/02	at Milwaukee	L	91-98	3/28/17	at Charlotte	L	108-118
11/19/91	at Milwaukee	L	104-127	11/10/04	at Milwaukee	L	100-102	4/10/17	at Milwaukee	L	79-89
2/13/92	at Milwaukee	L	118-127	1/17/05	at Charlotte	L	92-99	11/29/15	at Charlotte	W	87-82
2/25/92	at Charlotte	W	94-82	2/22/05	at Charlotte	L	102-112	1/16/16	at Charlotte	L	92-105
3/4/92	at Milwaukee	W	119-110	4/8/05	at Milwaukee	L	75-93	2/19/16	at Milwaukee	W	98-95
2/5/93	at Charlotte	W	118-111	1/13/06	at Charlotte	L	102-103	3/26/16	at Milwaukee	W	115-91
2/15/93	at Milwaukee	L	122-128	1/21/06	at Milwaukee	L	91-101	10/23/17	at Milwaukee	L	94-103
4/21/93	at Charlotte	W	119-111	2/11/06	at Milwaukee	L	93-99	11/01/17	at Charlotte	W	126-121
4/24/93	at Milwaukee	W	108-106	1/15/07	at Charlotte	L	91-99	12/22/17	at Milwaukee	L	104-109
11/6/93	at Milwaukee	W	120-103	3/17/07	at Milwaukee	L	91-97	12/23/17	at Charlotte	W	111-106
11/26/93	at Charlotte	W	110-99	3/30/07	at Charlotte	W	97-91	10/17/18	at Charlotte	L	112-113
1/21/94	at Milwaukee	L	110-113	4/14/07	at Milwaukee	W	113-92	11/26/18	at Charlotte	W	110-107
1/22/94	at Charlotte	W	91-80	11/2/07	at Charlotte	W	102-99	1/25/19	at Milwaukee	L	99-108
2/18/94	at Charlotte	L	99-106	12/22/07	at Milwaukee	L	99-103	3/9/19	at Milwaukee	L	114-131
11/11/94	at Milwaukee	W	123-115	1/6/08	at Charlotte	L	89-93	11/30/19	at Milwaukee	L	96-137
12/13/94	at Charlotte	W	107-101	11/22/08	at Charlotte	L	74-97	1/24/20	at Charlotte	L	103-116
12/30/94	at Milwaukee	W	101-94	12/5/08	at Milwaukee	L	96-101	3/1/20	at Charlotte	L	85-93
2/3/95	at Charlotte	W	117-98	1/2/09	at Milwaukee	L	75-103	1/30/21	at Charlotte	W	126-114
3/14/95	at Milwaukee	L	86-99	1/3/09	at Charlotte	W	102-92	4/9/21	at Milwaukee	W	127-119
11/28/95	at Milwaukee	W	106-98	11/20/09	at Milwaukee	L	88-95	4/27/21	at Charlotte	L	104-114
2/18/96	at Charlotte	W	122-99	12/28/09	at Charlotte	W	94-84	12/1/21	at Milwaukee	L	125-127
2/27/96	at Milwaukee	W	88-84	2/20/10	at Milwaukee	L	88-93	1/8/22	at Charlotte	W	114-106
4/18/96	at Charlotte	L	103-111	4/2/10	at Charlotte	W	87-86*	1/10/22	at Charlotte	W	103-99
11/9/96	at Charlotte	L	98-100	10/30/10	at Milwaukee	L	88-98	2/28/22	at Milwaukee	L	106-130
11/30/96	at Milwaukee	W	94-87	11/27/10	at Milwaukee	L	101-104	12/3/22	at Charlotte	L	96-105
1/31/97	at Charlotte	W	102-95	3/28/11	at Charlotte	W	87-86	1/6/23	at Milwaukee	W	138-109
4/20/97	at Milwaukee	L	100-120	12/26/11	at Charlotte	W	96-95	1/31/23	at Milwaukee	L	115-124
12/4/97	at Milwaukee	L	92-102	3/23/12	at Charlotte	L	92-112				
12/17/97	at Charlotte	W	99-90	4/6/12	at Milwaukee	L	90-95				
3/26/98	at Charlotte	W	94-80	11/19/12	at Charlotte	W	102-98				
4/14/98	at Milwaukee	W	104-82	12/7/12	at Milwaukee	L	93-108				
2/6/99	at Charlotte	L	107-113*	4/1/13	at Milwaukee	L	102-131				
3/21/99	at Milwaukee	W	94-87	4/13/13	at Charlotte	W	95-85				
3/31/99	at Charlotte	L	94-102	11/23/13	at Milwaukee	W	96-72				
4/16/99	at Milwaukee	W	95-94								

\*Denotes Number of Overtime Periods

600 HENNEPIN AVENUE, SUITE 300  
 MINNEAPOLIS, MN 55403  
 612-673-1600



**MINNESOTA TIMBERWOLVES**

**HEAD-TO-HEAD RECORD**

All-Time .....	42-22 .....	(.656)
Home.....	26-6 .....	(.813)
Road .....	16-16 .....	(.500)

**ALL-TIME GAME RESULTS**

11/25/89	at Charlotte	W	81-73
1/4/90	at Minnesota	L	98-100
2/14/90	at Minnesota	L	86-95
4/6/90	at Charlotte	W	108-93
11/9/90	at Minnesota	L	77-106
4/12/91	at Charlotte	W	111-110**
3/10/92	at Charlotte	W	105-96
4/19/92	at Minnesota	L	107-130
3/18/93	at Charlotte	W	113-85
3/21/93	at Minnesota	W	99-95
12/14/93	at Charlotte	W	101-85
3/11/94	at Minnesota	W	97-91
1/11/95	at Charlotte	W	100-91
1/22/95	at Minnesota	L	83-100
12/9/95	at Charlotte	W	114-108
3/1/96	at Minnesota	L	101-105
2/4/97	at Charlotte	W	115-101
3/2/97	at Minnesota	W	108-96
11/1/97	at Minnesota	L	90-106
3/4/98	at Charlotte	W	112-102
12/15/99	at Charlotte	W	103-98
2/29/00	at Minnesota	W	92-87
12/22/00	at Minnesota	W	83-74
3/6/01	at Charlotte	L	89-95

12/21/01	at Minnesota	L	89-94
2/25/02	at Charlotte	L	92-97
1/5/05	at Charlotte	W	102-84
3/8/05	at Minnesota	L	97-102
11/19/05	at Minnesota	L	89-102
4/4/06	at Charlotte	W	97-92
1/1/07	at Charlotte	L	96-102
2/21/07	at Minnesota	W	100-95
3/4/08	at Minnesota	W	109-89
4/8/08	at Charlotte	W	121-119
12/1/08	at Charlotte	W	100-90
3/14/09	at Minnesota	L	100-108
2/10/10	at Minnesota	W	93-92
3/24/10	at Charlotte	W	108-95
11/5/10	at Charlotte	W	113-110
1/5/11	at Minnesota	W	108-105*
2/15/12	at Minnesota	L	90-102
3/28/12	at Charlotte	L	83-88
11/14/12	at Minnesota	W	89-87
1/26/13	at Charlotte	W	102-101
1/10/14	at Minnesota	L	92-119
3/14/14	at Charlotte	W	105-93
1/19/14	at Charlotte	W	105-80
3/22/15	at Minnesota	W	109-98

11/10/15	at Minnesota	W	104-95
3/7/16	at Charlotte	W	108-103
11/15/16	at Minnesota	W	115-108
12/3/16	at Charlotte	L	120-125
11/15/16	at Minnesota	W	115-108
12/3/16	at Charlotte	L	120-125
11/05/17	at Minnesota	L	94-112
11/20/17	at Charlotte	W	118-102
12/5/18	at Minnesota	L	104-121
3/21/19	at Charlotte	W	113-106
10/25/20	at Charlotte	L	99-121
2/12/20	at Minnesota	W	115-108
2/12/21	vs. Minnesota	W	120-114
3/3/21	at Minnesota	W	135-102
11/26/21	at Charlotte	W	133-115
2/15/22	at Minnesota	L	120-126*
11/25/22	at Charlotte	W	110-108
2/24/23	at Minnesota	W	121-113

\*Denotes Number of Overtime Periods



## NEW ORLEANS PELICANS

## HEAD-TO-HEAD RECORD

All-Time .....	12-25	(.324)
Home .....	7-12	(.368)
Road .....	5-13	(.278)



5800 AIRLINE DRIVE

METAIRIE, LA 70003

504-593-4700

## ALL-TIME GAME RESULTS

12/14/04	at Charlotte	W	94-93*
3/2/05	at New Orleans	L	85-94
1/2/06	at NO/OKC	L	86-103
1/16/06	at Charlotte	L	92-10
11/14/06	at NO/OKC	L	85-94
2/20/07	at Charlotte	W	104-100
12/28/07	at Charlotte	L	85-99
1/18/08	at New Orleans	L	84-112
11/7/08	at Charlotte	W	92-89
12/10/08	at New Orleans	L	89-105
2/6/10	at Charlotte	L	99-104
4/7/10	at New Orleans	W	104-103
12/1/10	at New Orleans	L	73-89

1/15/11	at Charlotte	L	81-88
3/12/12	at New Orleans	W	73-71
4/16/12	at Charlotte	L	67-75
11/9/12	at New Orleans	L	99-107
12/29/12	at Charlotte	L	95-98
11/2/13	at New Orleans	L	84-105
2/21/14	at Charlotte	W	90-87
11/4/14	at New Orleans	L	91-100
1/7/15	at Charlotte	W	98-94
1/15/16	at New Orleans	L	107-109
3/9/16	at Charlotte	W	122-113
11/19/16	at New Orleans	L	116-121*
3/11/17	at Charlotte	L	122-125*

1/24/18	at Charlotte	L	96-101
3/13/18	at New Orleans	L	115-119
12/2/18	at Charlotte	L	109-119
4/3/19	at New Orleans	W	115-109
11/9/19	at New Orleans	L	110-115
1/8/21	at New Orleans	W	118-110
5/9/21	at Charlotte	L	110-112
3/11/22	at New Orleans	W	142-120
3/21/22	at Charlotte	W	106-103
10/21/22	at Charlotte	L	112-124
3/23/23	at New Orleans	L	96-115

\*Denotes Number of Overtime Periods

**2 PENNSYLVANIA PLAZA**  
**NEW YORK, NY 10121**  
**212-465-6471**



**NEW YORK KNICKS**

**HEAD-TO-HEAD RECORD**

All-Time .....	57-64 .....	(.471)
Home.....	37-24 .....	(.607)
Road.....	20-40 .....	(.333)

**ALL-TIME GAME RESULTS**

12/30/88	at Charlotte	W	122-111	12/20/99	at New York	L	109-112*	4/15/13	at Charlotte	W	106-95
1/12/89	at New York	L	89-106	1/15/00	at New York	L	79-91	11/5/13	at New York	W	102-97
2/14/89	at Charlotte	L	117-129	2/7/00	at Charlotte	W	95-85	11/8/13	at Charlotte	L	91-101
2/23/89	at New York	L	114-139	3/17/00	at Charlotte	L	99-118	1/14/14	at Charlotte	W	108-98
3/27/89	at Charlotte	L	105-121	11/11/00	at New York	L	67-81	1/24/14	at New York	L	96-125
4/12/89	at New York	W	104-99	1/24/01	at Charlotte	W	81-67	11/2/14	at New York	L	93-96
11/27/89	at New York	L	108-119	4/9/01	at New York	L	98-115	12/5/14	at Charlotte	W	103-102
3/23/90	at Charlotte	W	106-93	11/2/01	at Charlotte	W	97-93	1/10/15	at New York	W	110-82
11/2/90	at Charlotte	L	130-134*	12/18/01	at Charlotte	L	95-100	1/24/15	at Charlotte	W	76-71
12/19/90	at New York	L	96-113	1/21/02	at New York	W	111-68	11/11/15	at Charlotte	W	95-93
3/19/91	at Charlotte	L	79-97	4/2/02	at New York	L	85-91	11/17/15	at New York	L	94-102
4/20/91	at New York	L	102-108	12/4/04	at Charlotte	W	107-101	1/23/16	at Charlotte	W	97-84
11/9/91	at New York	L	113-118	12/26/04	at New York	L	82-91	4/6/16	at New York	W	111-97
12/2/91	at Charlotte	L	97-99	2/13/05	at New York	L	99-102	11/25/16	at New York	L	111-113
3/7/92	at New York	L	78-107	4/16/05	at Charlotte	L	98-100	11/26/16	at Charlotte	W	107-102
4/2/92	at Charlotte	L	96-117	11/23/05	at Charlotte	W	108-95	1/27/17	at New York	L	107-110
12/10/92	at New York	W	110-103*	3/11/06	at Charlotte	W	116-109	11/07/17	at New York	L	113-118
1/20/93	at New York	L	91-114	4/17/06	at New York	W	98-91	12/18/17	at Charlotte	W	109-91
2/17/93	at Charlotte	L	116-124	12/20/06	at New York	L	109-111**	3/17/18	at New York	L	101-124
4/14/93	at Charlotte	L	107-111	1/12/07	at New York	W	126-110	3/26/18	at Charlotte	W	137-128*
1/2/94	at New York	W	124-123*	1/31/07	at Charlotte	W	104-87	12/9/18	at New York	W	119-107
1/8/94	at Charlotte	W	102-99	4/18/07	at Charlotte	L	93-94	12/14/18	at Charlotte	L	124-126*
3/29/94	at New York	L	95-106	12/21/07	at New York	L	89-113	1/28/19	at Charlotte	W	101-92
4/17/94	at Charlotte	W	107-91	4/9/08	at New York	L	107-109	11/16/20	at New York	W	103-102
11/26/94	at New York	W	105-95	11/5/08	at New York	L	98-101	1/28/20	at Charlotte	W	97-92
1/27/95	at Charlotte	W	105-90	12/30/08	at Charlotte	L	89-93	2/26/20	at Charlotte	W	107-101
3/21/95	at New York	W	78-69	3/7/09	at New York	W	114-105	1/1/21	at Charlotte	W	109-88
4/20/95	at Charlotte	L	86-91	3/28/09	at Charlotte	W	96-85	4/20/21	at New York	L	97-109
11/29/95	at Charlotte	W	115-105	10/30/09	at Charlotte	W	102-100**	5/15/21	at New York	L	109-118*
2/14/96	at Charlotte	W	120-100	12/15/09	at Charlotte	W	94-87	11/12/21	at Charlotte	W	104-96
4/19/96	at New York	W	115-108	12/20/09	at New York	L	94-98	1/17/22	at New York	L	97-87
11/3/96	at New York	L	86-113	1/7/10	at New York	L	93-97	3/23/22	at Charlotte	L	106-121
11/20/96	at Charlotte	W	93-86	11/23/10	at New York	L	107-110	3/30/22	at New York	W	125-114
1/24/97	at Charlotte	W	113-104*	11/24/10	at Charlotte	L	95-99	10/26/22	at New York	L	131-134*
2/2/97	at New York	W	99-93	3/26/11	at Charlotte	W	114-106	12/9/22	at Charlotte	L	102-121
10/31/97	at Charlotte	L	85-97	1/4/12	at New York	W	118-110	3/7/23	at New York	W	112-105
12/6/97	at New York	L	79-90	1/9/12	at New York	L	87-91				
2/10/98	at New York	L	91-99	1/24/12	at Charlotte	L	78-111				
3/11/98	at Charlotte	W	85-78	4/26/12	at Charlotte	L	84-104				
3/14/99	at New York	L	86-94	12/5/12	at Charlotte	L	98-100				
4/7/99	at Charlotte	W	106-82	3/29/13	at New York	L	102-111				
4/23/99	at New York	L	105-110								
4/26/99	at Charlotte	L	84-91								

\*Denotes Number of Overtime Periods

## OKLAHOMA CITY THUNDER



208 THUNDER DRIVE  
OKLAHOMA CITY, OK 73102  
405-208-4800

## HEAD-TO-HEAD RECORD

All-Time	.....23-41	.....(.359)
Home	.....13-19	.....(.406)
Road	.....10-22	.....(.313)

## ALL-TIME GAME RESULTS

12/14/04	at Charlotte	W	94-93*
3/2/05	at New Orleans	L	85-94
1/2/06	at NO/OKC	L	86-103
1/16/06	at Charlotte	L	92-10
11/14/06	at NO/OKC	L	85-94
2/20/07	at Charlotte	W	104-100
12/28/07	at Charlotte	L	85-99
1/18/08	at New Orleans	L	84-112
11/7/08	at Charlotte	W	92-89
12/10/08	at New Orleans	L	89-105
2/6/10	at Charlotte	L	99-104
4/7/10	at New Orleans	W	104-103
12/1/10	at New Orleans	L	73-89
1/15/11	at Charlotte	L	81-88

3/12/12	at New Orleans	W	73-71
4/16/12	at Charlotte	L	67-75
11/9/12	at New Orleans	L	99-107
12/29/12	at Charlotte	L	95-98
11/2/13	at New Orleans	L	84-105
2/21/14	at Charlotte	W	90-87
11/4/14	at New Orleans	L	91-100
1/7/15	at Charlotte	W	98-94
1/15/16	at New Orleans	L	107-109
3/9/16	at Charlotte	W	122-113
11/19/16	at New Orleans	L	116-121*
3/11/17	at Charlotte	L	122-125*
1/24/18	at Charlotte	L	96-101
3/13/18	at New Orleans	L	115-119

12/11/17	at OKC	W	116-103
1/13/18	at Charlotte	L	91-101
11/1/18	at Charlotte	L	107-111
11/23/18	at OKC	L	104-109
12/27/19	at Charlotte	L	102-104*
12/26/20	at Charlotte	L	107-109
4/7/21	at OKC	W	113-102
1/21/22	at Charlotte	W	121-98
3/14/22	at OKC	W	134-116
12/29/22	at Charlotte	W	121-113
3/28/23	at OKC	W	137-134

\*Denotes Number of Overtime Periods

400 WEST CHURCH STREET, SUITE 250  
 ORLANDO, FLORIDA 32801  
 407-916-2400



ORLANDO MAGIC

HEAD-TO-HEAD RECORD

All-Time .....	59-59 .....	(.500)
Home.....	32-27 .....	(.542)
Road .....	27-32 .....	(.458)

ALL-TIME GAME RESULTS

11/14/89	at Charlotte	W	130-116
2/27/90	at Orlando	L	109-115
11/3/90	at Orlando	W	104-97
12/29/90	at Charlotte	W	109-100
12/7/91	at Orlando	W	109-95
2/22/92	at Charlotte	W	130-110
3/30/92	at Charlotte	W	123-112
4/7/92	at Orlando	L	110-135
11/10/92	at Orlando	W	112-108
2/11/93	at Charlotte	W	116-107
4/1/93	at Orlando	W	102-93
4/7/93	at Charlotte	L	96-109
11/11/93	at Charlotte	W	120-87
1/26/94	at Charlotte	L	120-145
2/27/94	at Orlando	L	103-114
4/14/94	at Orlando	W	112-108
11/9/94	at Charlotte	L	128-130*
12/29/94	at Charlotte	W	125-123
1/17/95	at Orlando	L	98-109
3/23/95	at Orlando	L	93-105
12/8/95	at Orlando	L	95-105
3/5/96	at Charlotte	L	97-123
3/8/96	at Orlando	L	112-117*
4/21/96	at Charlotte	L	100-103
11/14/96	at Orlando	L	89-96
2/17/97	at Charlotte	W	124-110
3/14/97	at Orlando	L	81-86
12/27/97	at Orlando	L	87-96
2/28/98	at Charlotte	W	90-80
3/13/98	at Orlando	W	100-82
4/19/98	at Charlotte	W	89-76
3/3/99	at Orlando	L	76-93
3/23/99	at Orlando	L	78-86
3/26/99	at Charlotte	W	90-82
11/2/99	at Charlotte	W	100-86
11/19/99	at Orlando	W	103-92
12/23/99	at Charlotte	L	106-110
3/2/00	at Orlando	L	96-104
11/8/00	at Orlando	W	96-90
2/6/01	at Charlotte	L	83-109
3/8/01	at Charlotte	W	97-84
11/23/01	at Charlotte	L	99-109

11/24/01	at Orlando	W	103-101
3/22/02	at Orlando	W	106-92
3/27/02	at Charlotte	W	111-104
11/6/04	at Charlotte	W	111-100
1/7/05	at Orlando	L	91-111
3/21/05	at Charlotte	W	102-97
3/24/05	at Orlando	W	108-94
11/15/05	at Orlando	L	77-85
1/7/06	at Orlando	L	92-108
1/20/06	at Charlotte	L	93-104
3/21/06	at Charlotte	W	108-102
11/18/06	at Orlando	L	87-93
12/14/06	at Charlotte	W	99-89
1/5/07	at Orlando	L	74-106
3/12/07	at Charlotte	W	119-108
11/23/07	at Orlando	L	92-105
12/14/07	at Charlotte	L	87-103
12/29/07	at Orlando	L	95-104
1/16/08	at Charlotte	W	99-93
11/16/08	at Charlotte	L	85-90
2/17/09	at Orlando	L	102-107*
2/20/09	at Charlotte	L	80-92
4/15/09	at Orlando	L	73-98
11/10/09	at Charlotte	L	81-93
1/16/09	at Orlando	L	91-97
1/23/10	at Charlotte	L	95-106*
3/14/10	at Orlando	W	96-89
11/6/10	at Charlotte	L	88-91
2/27/11	at Orlando	L	86-100
4/1/11	at Orlando	L	77-89
4/6/11	at Charlotte	L	102-111*
12/30/11	at Charlotte	L	79-100
1/17/12	at Orlando	L	89-96
3/6/12	at Charlotte	W	100-84
4/25/12	at Orlando	L	95-102
12/15/12	at Charlotte	L	98-107
1/18/13	at Orlando	W	106-100
2/19/13	at Orlando	W	105-92
3/27/13	at Charlotte	W	114-108
12/11/13	at Charlotte	L	83-92
1/17/14	at Orlando	W	111-101
3/28/14	at Orlando	L	105-110*
4/4/14	at Charlotte	W	91-80

11/21/14	at Charlotte	L	100-105
12/27/14	at Charlotte	L	94-102
1/3/15	at Orlando	W	98-90
3/1/15	at Orlando	W	98-83
12/16/15	at Orlando	L	98-113
1/22/16	at Orlando	W	120-116*
3/16/16	at Charlotte	W	107-99
4/13/16	at Charlotte	W	117-103
12/9/16	at Charlotte	W	109-88
12/28/16	at Orlando	W	120-101
3/10/17	at Charlotte	W	121-81
3/22/17	at Orlando	W	109-102
10/29/17	at Charlotte	W	120-113
12/04/17	at Charlotte	W	104-94
2/14/18	at Orlando	W	104-102
4/06/18	at Orlando	W	137-100
10/19/18	at Orlando	W	120-88
12/31/18	at Charlotte	W	125-100
2/14/19	at Orlando	L	89-127
4/10/19	at Charlotte	L	114-122
1/20/20	at Charlotte	L	83-106
2/3/20	at Charlotte	L	100-112
1/24/21	at Orlando	W	107-104
1/25/21	at Orlando	L	108-117
5/7/21	at Charlotte	W	122-112
10/27/21	at Orlando	W	120-111
11/24/21	at Orlando	W	106-99
1/14/22	at Charlotte	L	109-116
4/7/22	at Charlotte	W	128-101
10/28/22	at Orlando	L	93-113
11/14/22	at Orlando	W	112-105
2/5/23	at Charlotte	L	113-119
3/3/23	at Charlotte	L	106-117

\*Denotes Number of Overtime Periods

## PHILADELPHIA 76ERS

## HEAD-TO-HEAD RECORD

All-Time .....	60-59 .....	(.504)
Home .....	38-22 .....	(.633)
Road .....	22-37 .....	(.373)



3601 S. BROAD ST.,  
PHILADELPHIA, PA 19148  
215-339-7666

## ALL-TIME GAME RESULTS

11/25/88	at Philadelphia	L	116-123	1/20/00	at Charlotte	W	109-100	12/6/13	at Charlotte	W	105-88
12/1/88	at Charlotte	W	109-107	2/15/00	at Philadelphia	W	95-93	1/15/14	at Philadelphia	L	92-95
1/15/89	at Charlotte	L	109-116	3/20/00	at Charlotte	L	96-102	4/2/14	at Philadelphia	W	123-93
1/16/89	at Philadelphia	W	127-122*	11/22/00	at Charlotte	W	88-73	4/12/14	at Charlotte	W	111-105
4/7/89	at Charlotte	L	108-118	12/1/00	at Philadelphia	L	74-95	12/19/14	at Philadelphia	W	109-91
4/14/89	at Philadelphia	W	119-115	1/15/01	at Philadelphia	L	79-84	2/7/15	at Philadelphia	L	81-89
11/15/89	at Philadelphia	L	96-109	2/24/01	at Charlotte	W	86-85	4/4/15	at Charlotte	W	92-91
4/14/90	at Charlotte	L	102-109	11/14/01	at Philadelphia	L	86-100	11/20/15	at Charlotte	W	113-88
11/19/90	at Philadelphia	L	101-109	12/19/01	at Philadelphia	W	94-85	3/2/16	at Philadelphia	W	119-99
1/26/91	at Charlotte	W	79-75	1/17/02	at Charlotte	L	88-93	3/29/16	at Philadelphia	W	100-85
3/28/91	at Charlotte	W	94-90	2/7/02	at Charlotte	L	93-100	4/1/16	at Charlotte	W	100-91
3/29/91	at Philadelphia	L	107-124	1/13/05	at Charlotte	L	105-107	11/2/16	at Charlotte	W	109-93
12/23/91	at Philadelphia	W	114-106	3/1/05	at Philadelphia	L	80-112	1/13/17	at Philadelphia	L	93-102
2/27/92	at Charlotte	W	136-84	4/6/05	at Philadelphia	L	103-106	2/13/17	at Charlotte	L	99-105
3/19/92	at Philadelphia	W	123-116*	11/4/05	at Philadelphia	W	110-93	3/02/18	at Philadelphia	L	99-110
4/17/92	at Charlotte	L	112-122	12/9/05	at Philadelphia	L	115-119	3/06/18	at Charlotte	L	114-128
11/24/92	at Charlotte	W	127-119	2/8/06	at Charlotte	W	100-92	3/19/18	at Philadelphia	L	94-108
2/3/93	at Philadelphia	W	129-118	4/19/06	at Charlotte	W	96-86	4/01/18	at Charlotte	L	102-119
4/9/93	at Philadelphia	W	122-113	1/13/07	at Charlotte	W	89-83	10/27/18	at Philadelphia	L	103-105
4/12/93	at Charlotte	W	120-101	2/7/07	at Philadelphia	L	83-92	11/9/18	at Philadelphia	L	132-133*
1/19/94	at Charlotte	W	115-103	2/23/07	at Charlotte	W	102-87	11/17/18	at Charlotte	L	119-122*
2/7/94	at Philadelphia	L	117-125	3/23/07	at Philadelphia	L	97-106	3/19/19	at Charlotte	L	114-118
3/22/94	at Charlotte	W	125-91	11/7/07	at Philadelphia	L	63-94	11/10/19	at Philadelphia	L	105-114
4/9/94	at Philadelphia	W	127-122*	1/26/08	at Charlotte	L	96-103	1/20/20	at Charlotte	L	83-106
12/22/94	at Charlotte	W	103-91	4/16/08	at Charlotte	W	115-109	2/3/20	at Charlotte	L	100-112
3/29/95	at Philadelphia	L	81-99	11/24/08	at Charlotte	W	93-84	1/2/21	at Philadelphia	L	112-127
4/5/95	at Charlotte	W	84-66	1/9/09	at Philadelphia	L	107-93	1/4/21	at Philadelphia	L	101-118
4/17/95	at Philadelphia	W	101-90	3/27/09	at Philadelphia	W	80-95	2/3/21	at Charlotte	L	111-118
11/4/95	at Charlotte	W	119-108	4/7/09	at Charlotte	W	101-98	12/6/21	at Charlotte	L	124-127*
11/10/95	at Philadelphia	L	90-104	11/18/09	at Philadelphia	L	84-86	12/8/21	at Charlotte	L	106-110
1/27/96	at Charlotte	W	110-105	12/5/09	at Charlotte	W	106-105	1/12/22	at Philadelphia	W	109-98
4/14/96	at Philadelphia	W	94-78	3/10/10	at Philadelphia	W	102-87	4/2/22	at Philadelphia	L	114-144
12/13/96	at Charlotte	W	84-75	3/31/10	at Charlotte	W	103-84	11/23/22	at Charlotte	W	107-101
12/17/96	at Philadelphia	W	93-84	12/4/10	at Philadelphia	L	91-109	12/11/22	at Philadelphia	L	113-131
3/15/97	at Philadelphia	W	107-99	1/17/11	at Philadelphia	L	92-96*	3/17/23	at Charlotte	L	82-121
4/5/97	at Charlotte	W	115-113	1/20/11	at Charlotte	W	100-97				
2/13/98	at Charlotte	W	103-96	1/27/12	at Philadelphia	L	72-89				
3/31/98	at Charlotte	W	101-93	2/13/12	at Charlotte	L	89-98				
4/8/98	at Philadelphia	L	101-109	3/19/12	at Charlotte	L	80-105				
2/5/99	at Charlotte	L	66-78	11/30/12	at Charlotte	L	98-104				
3/10/99	at Philadelphia	L	70-85	2/9/13	at Philadelphia	L	76-87				
5/4/99	at Charlotte	W	117-110*	3/30/13	at Philadelphia	L	92-100				
12/11/99	at Philadelphia	W	106-84	4/3/13	at Charlotte	W	88-83				

\*Denotes Number of Overtime Periods

201 E. JEFFERSON STREET  
PHOENIX, AZ 85004  
602-379-7900



**PHOENIX SUNS**

**HEAD-TO-HEAD RECORD**

All-Time .....	25-41 .....	(.379)
Home.....	15-18 .....	(.455)
Road .....	10-23 .....	(.303)

**ALL-TIME GAME RESULTS**

1/19/89	at Charlotte	L	112-126
1/24/89	at Phoenix	L	103-106
1/15/90	at Phoenix	L	108-118*
1/25/90	at Charlotte	L	97-124
3/21/90	at Phoenix	W	115-114*
3/29/90	at Charlotte	L	92-105
2/25/91	at Phoenix	L	108-128
3/4/91	at Charlotte	L	93-126
11/29/91	at Phoenix	L	111-131
1/4/92	at Charlotte	W	113-108
12/1/92	at Phoenix	L	90-109
12/9/92	at Charlotte	L	101-110
1/11/94	at Phoenix	W	95-93
3/8/94	at Charlotte	W	97-89
2/26/95	at Phoenix	L	92-103
3/16/95	at Charlotte	L	105-108
12/12/95	at Phoenix	W	115-100
3/17/96	at Charlotte	W	103-102
1/10/97	at Phoenix	L	90-102
2/19/97	at Charlotte	W	123-115
1/27/98	at Charlotte	W	120-113**
2/20/98	at Phoenix	L	99-115
3/17/99	at Charlotte	W	119-111

1/4/00	at Phoenix	L	80-86
1/29/00	at Charlotte	W	100-79
2/4/01	at Phoenix	L	82-85
4/4/01	at Charlotte	L	94-103
3/10/02	at Phoenix	W	88-82
3/16/02	at Charlotte	W	87-76
12/10/04	at Phoenix	L	106-115
3/23/05	at Charlotte	L	105-120
12/30/05	at Charlotte	L	100-110
3/7/06	at Phoenix	L	121-136
12/10/06	at Charlotte	L	84-114
3/7/07	at Phoenix	L	106-115*
11/6/07	at Charlotte	L	83-115
2/4/08	at Phoenix	L	104-118
1/23/09	at Charlotte	W	98-76
2/24/09	at Phoenix	L	102-112
1/16/10	at Charlotte	W	125-99
1/26/10	at Phoenix	W	114-109*
11/20/10	at Charlotte	W	123-105
1/26/11	at Phoenix	W	114-107
2/4/12	at Phoenix	L	89-95
11/7/12	at Charlotte	L	110-117
12/19/12	at Phoenix	L	104-121

11/22/13	at Charlotte	L	91-98
2/1/14	at Phoenix	L	95-105
11/14/14	at Phoenix	W	103-95
12/17/14	at Charlotte	L	106-111
1/6/16	at Phoenix	L	102-111
3/1/16	at Charlotte	W	126-92
3/2/17	at Phoenix	L	103-120
3/26/17	at Charlotte	W	120-106
2/04/18	at Phoenix	W	115-110
3/10/18	at Charlotte	W	122-115
1/6/19	at Phoenix	W	119-113
1/19/19	at Charlotte	W	135-115
12/2/19	at Charlotte	L	104-109
1/12/20	at Phoenix	L	92-100
1/12/20	at Phoenix	L	92-100
2/24/21	at Phoenix	W	124-121
3/28/21	at Charlotte	L	97-101
12/19/21	at Phoenix	L	106-137
1/22/22	at Charlotte	L	99-133
1/24/23	at Phoenix	L	97-128
3/1/23	at Charlotte	L	91-105

\*Denotes Number of Overtime Periods

## PORTLAND TRAIL BLAZERS



ONE CENTER COURT, SUITE 200  
 PORTLAND, OR 97227  
 503-234-9291

## HEAD-TO-HEAD RECORD

All-Time .....18-47 ..... (.273)  
 Home.....12-20 ..... (.375)  
 Road.....6-27 ..... (.182)

## ALL-TIME GAME RESULTS

1/30/89	at Portland	L	118-130
4/1/89	at Charlotte	L	121-125*
12/7/89	at Charlotte	L	86-96
1/21/90	at Portland	L	100-115
2/20/90	at Charlotte	L	94-104
3/16/90	at Portland	L	109-124
12/27/90	at Charlotte	L	96-105
3/24/91	at Portland	L	102-117
1/11/92	at Charlotte	L	93-115
1/17/92	at Portland	L	104-120
3/5/93	at Portland	W	94-92
3/28/93	at Charlotte	L	114-121
1/6/94	at Charlotte	L	110-116
1/16/94	at Portland	L	101-106
1/4/95	at Charlotte	W	118-106
3/2/95	at Portland	W	109-99
12/14/95	at Portland	L	109-116
12/29/95	at Charlotte	W	102-99
12/6/96	at Portland	L	93-97
3/26/97	at Charlotte	L	87-88
11/19/97	at Charlotte	W	106-92
1/7/98	at Portland	W	91-89
2/26/99	at Charlotte	W	97-95

11/20/99	at Charlotte	L	96-100*
12/1/99	at Portland	L	90-94
1/1/01	at Portland	L	67-89
1/11/01	at Charlotte	L	70-83
11/17/01	at Charlotte	L	87-97
12/6/01	at Portland	W	95-89
2/4/05	at Portland	L	89-101
2/14/05	at Charlotte	L	77-80
2/13/06	at Charlotte	L	83-91
2/22/06	at Portland	W	110-106
2/9/07	at Charlotte	L	100-108
3/1/07	at Portland	L	90-127
11/19/07	at Charlotte	W	101-92
3/29/08	at Portland	W	93-85
1/17/09	at Charlotte	W	102-97*
1/28/09	at Portland	L	74-88
11/14/09	at Charlotte	L	74-80
2/1/10	at Portland	L	79-98
3/5/11	at Portland	L	69-93
3/11/11	at Charlotte	W	97-92
2/1/12	at Portland	L	68-112
12/3/12	at Charlotte	L	112-118*
3/4/13	at Portland	L	105-122

1/2/14	at Portland	L	104-134
3/22/14	at Charlotte	W	124-94
11/11/14	at Portland	L	100-102
11/26/14	at Charlotte	L	97-105
11/15/15	at Charlotte	W	106-94
1/29/16	at Portland	L	91-109
1/18/17	at Charlotte	W	107-85
1/31/17	at Portland	L	98-115
12/16/17	at Charlotte	L	91-93
2/08/18	at Portland	L	103-109*
1/11/19	at Portland	L	96-127
3/3/19	at Charlotte	L	108-118
1/13/20	at Portland	L	112-115
3/1/21	at Portland	L	111-123
4/18/21	at Charlotte	W	109-101
10/31/21	at Charlotte	W	125-113
12/17/21	at Portland	L	116-125
11/9/22	at Charlotte	L	95-105
12/26/22	at Portland	L	113-124

\*Denotes Number of Overtime Periods



500 DAVID J. STERN WALK  
 SACRAMENTO, CA 95814  
 916-928-0000



SACRAMENTO KINGS

HEAD-TO-HEAD RECORD

All-Time .....	37-29 .....	(.561)
Home.....	22-11 .....	(.667)
Road .....	15-18 .....	(.455)

ALL-TIME GAME RESULTS

3/12/89	at Charlotte	L	105-114
3/20/89	at Sacramento	W	117-110
1/27/90	at Charlotte	L	85-92
3/3/90	at Charlotte	L	103-104
3/8/90	at Sacramento	L	102-111
3/31/90	at Sacramento	W	115-103
1/10/91	at Charlotte	W	101-59
2/27/91	at Sacramento	W	96-90
1/9/92	at Charlotte	W	109-96
1/18/92	at Sacramento	L	113-119
12/4/92	at Sacramento	W	112-111
1/27/93	at Charlotte	W	117-107
11/17/93	at Charlotte	W	130-113
1/13/94	at Sacramento	L	104-115
2/22/95	at Charlotte	W	100-89
3/5/95	at Sacramento	L	80-88
2/8/96	at Charlotte	W	115-105
3/29/96	at Sacramento	L	101-107*
1/12/97	at Sacramento	W	97-93
2/6/97	at Charlotte	W	115-100
12/2/97	at Charlotte	W	121-102
1/4/98	at Sacramento	L	90-106
2/19/99	at Sacramento	L	95-106
1/25/00	at Charlotte	L	99-110

3/8/00	at Sacramento	L	92-105
12/13/00	at Charlotte	W	101-90
12/28/00	at Sacramento	L	87-91
3/8/02	at Sacramento	L	87-99
3/29/02	at Charlotte	L	87-92
12/7/04	at Sacramento	L	92-109
3/1/05	at Charlotte	W	94-87
11/29/05	at Sacramento	L	92-110
12/19/05	at Charlotte	W	106-103*
2/28/07	at Sacramento	L	120-135
3/14/07	at Charlotte	W	111-108
1/30/08	at Sacramento	L	91-105
2/22/08	at Charlotte	L	115-116*
2/25/09	at Sacramento	W	98-91
3/18/09	at Charlotte	W	104-88
1/18/10	at Charlotte	W	105-103
1/30/10	at Sacramento	W	103-96
1/25/11	at Sacramento	W	94-89
2/25/11	at Charlotte	W	110-98
4/22/12	at Charlotte	L	88-114
1/19/13	at Charlotte	L	93-97
3/3/13	at Sacramento	L	83-119
12/17/13	at Charlotte	W	95-87
1/4/14	at Sacramento	W	113-103

3/11/15	at Charlotte	L	106-113
3/20/15	at Sacramento	L	91-101
11/23/15	at Charlotte	W	127-122*
1/25/16	at Sacramento	W	129-128**
1/28/17	at Charlotte	L	106-109
2/25/17	at Sacramento	W	99-85
1/02/18	at Sacramento	W	131-111
1/22/18	at Charlotte	W	112-107
1/12/19	at Sacramento	L	97-104
1/17/19	at Charlotte	W	114-95
10/30/19	at Sacramento	W	118-111
12/17/19	at Charlotte	W	110-102
12/17/19	at Charlotte	W	110-102
2/28/21	at Sacramento	W	127-126
3/15/21	at Charlotte	W	122-106
11/5/21	at Sacramento	L	110-140
12/10/21	at Charlotte	W	124-123
10/31/22	at Charlotte	L	108-115
12/19/22	at Sacramento	W	125-119

\*Denotes Number of Overtime Periods

## SAN ANTONIO SPURS



ONE AT&T CENTER  
SAN ANTONIO, TX 78219  
210-444-5500

## HEAD-TO-HEAD RECORD

All-Time .....	22-44 .....	(.333)
Home .....	11-22 .....	(.333)
Road .....	11-22 .....	(.333)

## ALL-TIME GAME RESULTS

11/19/88	at San Antonio	W	107-105
2/25/89	at Charlotte	W	124-113
12/2/89	at San Antonio	L	110-118
12/26/89	at Charlotte	L	82-107
1/31/90	at San Antonio	L	95-129
2/2/90	at Charlotte	L	107-118
4/16/90	at Charlotte	L	101-110
12/12/90	at Charlotte	L	81-92
1/18/91	at San Antonio	W	117-110
3/16/92	at San Antonio	W	117-112
3/25/92	at Charlotte	W	113-108
1/16/93	at San Antonio	L	111-124
2/25/93	at Charlotte	W	111-104
12/1/93	at Charlotte	L	88-92
4/2/94	at San Antonio	L	111-117
12/27/94	at San Antonio	L	108-119
1/18/95	at Charlotte	W	111-110
11/18/95	at San Antonio	L	107-109
2/6/96	at Charlotte	L	102-109
2/24/97	at San Antonio	W	96-84
3/4/97	at Charlotte	W	105-98
1/16/98	at Charlotte	L	71-76
3/20/98	at San Antonio	W	92-82

11/13/99	at San Antonio	L	79-95
2/24/00	at Charlotte	L	70-72
12/23/00	at Charlotte	W	88-84*
3/27/01	at San Antonio	L	79-73
11/8/01	at Charlotte	L	95-105
1/29/02	at San Antonio	W	78-73
2/8/05	at Charlotte	L	85-104
3/18/05	at San Antonio	L	76-93
11/09/05	at Charlotte	L	86-94
1/24/06	at San Antonio	L	76-104
11/15/06	at San Antonio	W	95-92**
12/6/06	at Charlotte	L	76-96
1/21/08	at Charlotte	L	86-95
2/19/08	at San Antonio	L	65-85
1/19/09	at Charlotte	L	84-86
3/10/09	at San Antonio	L	86-100
12/11/09	at San Antonio	L	85-104
1/15/10	at Charlotte	W	92-76
11/8/10	at Charlotte	L	91-95
3/19/11	at San Antonio	L	98-109
3/2/12	at San Antonio	L	72-102
12/8/12	at Charlotte	L	102-132

1/30/13	at San Antonio	L	78-102
2/8/14	at Charlotte	L	100-104
2/28/14	at San Antonio	L	82-92
1/14/15	at Charlotte	L	93-98
1/28/15	at San Antonio	L	86-95
11/7/15	at San Antonio	L	94-114
3/21/16	at Charlotte	W	91-88
11/23/16	at Charlotte	L	114-119
1/7/17	at San Antonio	L	85-102
11/03/17	at San Antonio	L	101-108
11/25/17	at Charlotte	L	86-106
1/4/19	at San Antonio	W	108-93
3/26/19	at Charlotte	W	125-116*
2/1/20	at San Antonio	L	90-114
3/3/20	at Charlotte	L	103-104
2/14/21	at Charlotte	L	110-122
3/22/21	at San Antonio	W	100-97
12/15/21	at San Antonio	W	131-115
3/5/22	at Charlotte	W	123-117
10/19/22	at San Antonio	W	129-102
2/15/23	at Charlotte	W	120-110

\*Denotes Number of Overtime Periods

**OVO ATHLETIC CENTRE**  
**30 BRITISH COLUMBIA ROAD**  
**TORONTO, ONTARIO, CANADA M6K**  
**3C3**  
**416-815-5600**



**TORONTO RAPTORS**

**HEAD-TO-HEAD RECORD**

All-Time .....	47-46 .....	(.505)
Home.....	28-17 .....	(.622)
Road .....	19-29 .....	(.396)

**ALL-TIME GAME RESULTS**

11/1/95	at Charlotte	W	123-117*
1/9/96	at Toronto	W	92-91
3/15/96	at Charlotte	W	113-101
3/20/96	at Toronto	L	89-107
11/2/96	at Charlotte	W	109-98
11/27/96	at Toronto	L	88-92
3/21/97	at Toronto	W	102-97
4/18/97	at Charlotte	L	100-108
12/9/97	at Toronto	W	95-82
12/22/97	at Charlotte	W	81-79
1/19/98	at Charlotte	W	109-88
3/24/98	at Toronto	W	106-89
3/1/99	at Charlotte	W	91-88
3/15/99	at Toronto	L	82-89
4/27/99	at Toronto	W	108-98
11/7/99	at Toronto	L	99-109
1/17/00	at Charlotte	W	115-94
3/24/00	at Toronto	W	102-84
3/31/00	at Charlotte	W	110-101*
11/20/00	at Toronto	W	100-64
11/29/00	at Charlotte	W	103-79
1/14/01	at Toronto	L	99-107
3/21/01	at Charlotte	W	111-95
12/13/01	at Charlotte	L	104-90
1/19/02	at Charlotte	L	89-91
2/20/02	at Toronto	W	78-77
4/9/02	at Toronto	L	80-84
1/23/05	at Toronto	L	92-103
1/28/05	at Charlotte	W	101-94
4/1/05	at Charlotte	L	107-119
12/10/05	at Charlotte	L	103-111
1/11/06	at Toronto	L	86-95
2/10/06	at Charlotte	L	73-88
4/9/06	at Toronto	W	94-88

1/22/07	at Toronto	L	84-105
2/24/07	at Charlotte	L	76-93
4/1/07	at Toronto	L	94-107
12/3/07	at Toronto	L	79-98
3/2/08	at Charlotte	W	110-98
3/31/08	at Charlotte	L	100-104
4/4/08	at Toronto	W	105-100
11/9/08	at Charlotte	L	79-89
11/26/08	at Toronto	L	86-93
3/16/09	at Charlotte	W	112-86
3/20/09	at Toronto	W	102-89
11/25/09	at Charlotte	W	116-81
12/30/09	at Toronto	L	103-107
3/29/10	at Charlotte	L	101-103
11/10/10	at Toronto	W	101-96
12/14/10	at Charlotte	W	97-91
2/22/11	at Charlotte	W	114-101
3/13/11	at Toronto	W	95-90
2/17/12	at Toronto	W	98-91
3/17/12	at Charlotte	W	107-103
4/3/12	at Toronto	L	87-92
11/21/12	at Charlotte	W	98-97
1/11/13	at Toronto	L	78-99
3/15/13	at Toronto	L	78-92
3/20/13	at Charlotte	W	107-101
11/6/13	at Charlotte	W	92-90
12/18/13	at Toronto	W	104-102*
1/20/14	at Charlotte	W	100-95
1/8/15	at Toronto	W	103-95
3/6/15	at Charlotte	W	103-94
4/8/15	at Charlotte	L	74-92
4/15/15	at Toronto	L	87-92

12/17/15	at Charlotte	W	109-99*
1/1/16	at Toronto	L	94-109
4/5/16	at Toronto	L	90-96
11/11/16	at Charlotte	L	111-113
1/20/17	at Charlotte	W	113-78
2/15/17	at Toronto	L	85-90
3/29/17	at Toronto	W	110-106
11/29/17	at Toronto	L	113-126
12/20/17	at Charlotte	L	111-129
2/11/18	at Charlotte	L	103-123
3/04/18	at Toronto	L	98-103
10/22/18	at Toronto	L	106-127
3/24/19	at Toronto	W	115-114
4/5/19	at Charlotte	W	113-111
11/18/19	at Toronto	L	96-132
1/8/20	at Toronto	L	110-112
2/28/20	at Charlotte	W	99-96
1/4/21	at Toronto-	L	108-11
1/16/21	at Toronto-	L	113-116
3/13/21	at Charlotte	W	114-104
1/25/22	at Toronto	L	113-125
2/7/22	at Charlotte	L	101-116
2/25/22	at Charlotte	W	125-93
1/10/23	at Toronto	L	120-132
1/12/23	at Toronto	L	114-124
4/2/23	at Charlotte	L	108-128
4/4/23	at Charlotte	L	100-120

\*Denotes Number of Overtime Periods  
 -Denotes Games played in Tampa, FL

## UTAH JAZZ

## HEAD-TO-HEAD RECORD

All-Time .....	20-47	(.299)
Home .....	15-19	(.441)
Road .....	5-28	(.152)



1420 S 500 W  
SALT LAKE CITY, UT 84115  
801-325-2500

## ALL-TIME GAME RESULTS

1/9/89	at Charlotte	L	92-114
1/26/89	at Utah	W	89-88
11/8/89	at Utah	L	86-102
12/22/89	at Charlotte	L	100-114
1/19/90	at Utah	L	93-116
2/8/90	at Charlotte	L	74-94
4/3/90	at Utah	L	104-127
12/18/90	at Charlotte	L	100-105
3/21/91	at Utah	L	94-100
11/27/91	at Utah	L	107-113
12/17/91	at Charlotte	L	102-122
12/16/92	at Charlotte	L	91-93
3/1/93	at Utah	W	110-107
12/4/93	at Utah	L	108-122
3/18/94	at Charlotte	W	82-78
12/6/94	at Utah	W	106-97
3/19/95	at Charlotte	W	108-104
12/11/95	at Utah	L	100-110
3/13/96	at Charlotte	W	91-85
12/2/96	at Utah	L	97-107
3/17/97	at Charlotte	L	93-114
2/16/98	at Utah	L	90-96
3/18/98	at Charlotte	W	111-85
3/19/99	at Charlotte	W	83-82*

1/5/00	at Utah	L	96-118
3/3/00	at Charlotte	L	87-89
12/2/00	at Charlotte	W	94-89
2/1/01	at Utah	L	76-87
12/4/01	at Utah	L	100-104
3/14/02	at Charlotte	W	100-82
11/16/04	at Charlotte	L	105-107
2/1/05	at Utah	W	109-105
11/7/05	at Charlotte	L	91-95*
3/1/06	at Utah	W	104-89
12/22/06	at Charlotte	W	101-89
3/5/07	at Utah	L	95-120
12/19/07	at Charlotte	W	98-92
3/25/08	at Utah	L	106-128
11/14/08	at Charlotte	W	104-96
2/2/09	at Utah	L	86-105
12/19/09	at Charlotte	L	102-110
2/24/10	at Utah	L	93-102
11/13/10	at Charlotte	L	95-96
1/31/11	at Utah	L	78-83
3/7/12	at Charlotte	L	93-99
1/9/13	at Charlotte	L	102-112
3/1/13	at Utah	L	68-98

12/21/13	at Charlotte	L	85-88
12/30/13	at Utah	L	80-83
12/20/15	at Charlotte	W	104-86
3/16/15	at Utah	L	66-94
1/18/16	at Charlotte	W	124-119**
1/27/16	at Utah	L	73-102
11/09/16	at Charlotte	W	104-98
2/4/17	at Utah	L	98-105
1/12/2018	at Charlotte	W	99-88
2/09/2018	at Utah	L	94-106
11/30/18	at Charlotte	L	111-119
4/1/19	at Utah	L	102-111
12/21/19	at Charlotte	L	107-114
1/10/20	at Utah	L	92-109
1/10/20	at Utah	L	92-109
2/5/21	at Charlotte	L	121-138
2/22/21	at Utah	L	110-132
12/20/21	at Utah	L	102-112
3/25/22	at Charlotte	W	107-101
1/23/23	at Utah	L	102-120
3/11/23	at Charlotte	L	111-119

\*Denotes Number of Overtime Periods

601 F STREET NW  
 WASHINGTON DC, 20004  
 202-661-5000



WASHINGTON WIZARDS

HEAD-TO-HEAD RECORD

All-Time .....	69-59 .....	(.539)
Home.....	41-21 .....	(.661)
Road.....	28-38 .....	(.424)

ALL-TIME GAME RESULTS

11/11/88	at Washington	L	87-96
11/26/88	at Charlotte	L	113-120
1/4/89	at Washington	L	86-109
1/7/89	at Charlotte	W	107-104
3/5/89	at Washington	L	101-114
3/23/89	at Charlotte	L	97-102
11/3/89	at Charlotte	L	96-116
12/14/89	at Washington	L	101-105
11/13/90	at Charlotte	W	120-105
1/3/91	at Washington	L	108-118
3/12/91	at Charlotte	L	100-103
3/31/91	at Washington	W	102-92
12/28/91	at Washington	L	124-129
2/4/92	at Charlotte	W	115-99
3/28/92	at Washington	L	97-113
4/4/92	at Charlotte	W	118-109
11/6/92	at Charlotte	W	126-119
12/19/92	at Washington	W	126-117
1/30/93	at Washington	W	127-121*
3/9/93	at Charlotte	W	124-104
11/19/93	at Charlotte	W	127-111
11/23/93	at Washington	L	98-118
4/20/94	at Charlotte	W	117-111
4/24/94	at Washington	L	99-117
1/31/95	at Washington	W	97-88
2/5/95	at Charlotte	W	111-105
3/13/95	at Charlotte	L	103-106
4/7/95	at Washington	W	98-93
11/8/95	at Washington	L	96-110
1/24/96	at Charlotte	W	127-113
2/21/96	at Charlotte	W	96-92
2/23/96	at Washington	W	100-94
11/8/96	at Washington	W	102-87
12/30/96	at Washington	W	101-92
1/4/97	at Charlotte	L	93-104
4/12/97	at Charlotte	W	99-97
11/7/97	at Washington	W	107-92
12/10/97	at Charlotte	W	104-101
12/19/97	at Washington	L	86-106
3/14/98	at Charlotte	L	80-83
3/5/99	at Washington	L	85-86
3/12/99	at Washington	W	92-83
4/9/99	at Charlotte	W	90-88
11/26/99	at Charlotte	W	118-85

2/5/00	at Washington	W	110-102
4/10/00	at Washington	W	107-105
11/1/00	at Charlotte	L	77-95
12/15/00	at Washington	W	103-89
1/23/01	at Washington	L	95-97
3/7/01	at Charlotte	W	95-93
11/20/01	at Washington	W	95-88
12/26/01	at Charlotte	W	99-93
12/29/01	at Washington	L	90-107
4/5/02	at Charlotte	W	97-91
11/4/04	at Charlotte	L	96-103
12/27/04	at Washington	L	87-106
3/5/05	at Charlotte	L	84-86
4/17/05	at Washington	L	104-106
11/26/05	at Charlotte	W	100-82
1/28/06	at Washington	L	97-107
3/14/06	at Charlotte	L	114-119
3/15/06	at Washington	L	99-107
12/1/06	at Washington	L	109-121
12/27/06	at Charlotte	L	107-114
4/3/07	at Charlotte	W	122-102
4/4/07	at Washington	W	108-100
11/21/07	at Charlotte	L	111-114*
12/26/07	at Charlotte	L	104-108
2/23/08	at Washington	W	95-110
3/8/08	at Washington	L	97-100
12/23/08	at Charlotte	W	80-72
1/10/09	at Washington	W	92-89
2/11/09	at Charlotte	W	101-89
3/25/09	at Washington	L	93-95
11/28/09	at Washington	W	92-76
2/9/10	at Charlotte	W	94-92
3/23/10	at Washington	W	95-86*
3/26/10	at Charlotte	W	107-96
11/12/10	at Washington	W	93-85
12/20/10	at Washington	L	75-108
1/8/11	at Charlotte	W	104-89
4/3/11	at Charlotte	L	91-97
1/25/12	at Washington	L	75-92
1/28/12	at Charlotte	L	99-102
4/9/12	at Charlotte	L	85-115
4/23/12	at Washington	L	73-101
11/13/12	at Charlotte	W	92-76
11/24/12	at Washington	W	108-106**
3/9/13	at Washington	L	87-104

3/18/13	at Charlotte	W	119-114
1/7/14	at Charlotte	L	83-97
3/12/14	at Washington	W	98-95
3/31/14	at Charlotte	W	100-94
4/9/14	at Washington	W	94-88*
2/2/15	at Washington	W	92-88
2/5/15	at Charlotte	W	94-87
3/9/15	at Charlotte	L	69-95
3/27/15	at Washington	L	107-110**
11/25/15	at Charlotte	W	101-87
12/19/15	at Washington	L	101-109
2/6/16	at Charlotte	W	108-104
4/10/16	at Washington	L	98-113
11/25/15	at Charlotte	W	101-87
12/14/16	at Washington	L	106-109
1/23/17	at Charlotte	L	99-109
3/18/17	at Charlotte	W	98-93
4/4/17	at Washington	L	111-118
11/22/17	at Charlotte	W	129-124
1/17/18	at Charlotte	W	133-109
2/23/2018	at Washington	W	122-105
3/31/2018	at Washington	L	93-107
12/29/18	at Washington	L	126-130
2/22/19	at Charlotte	W	123-110
3/8/19	at Charlotte	W	112-111
3/15/19	at Washington	W	116-110
11/22/19	at Washington	L	118-125
12/10/19	at Charlotte	W	114-107
1/30/20	at Washington	L	107-121
2/7/20	at Charlotte	W	119-97
3/30/21	at Washington	W	114-104
05/16/21	at Washington	L	110-115
11/17/21	at Charlotte	W	97-87
11/22/21	at Washington	W	109-103
1/3/22	at Washington	L	121-124
4/10/22	at Charlotte	W	124-108
11/7/22	at Charlotte	L	100-108
11/20/22	at Washington	L	102-106
12/2/22	at Charlotte	W	117-116
2/8/23	at Washington	L	104-118

\*Denotes Number of Overtime Periods

## NBA KEY DATES

### 2023

September 26	First allowable date for players participating in preseason games in Abu Dhabi, UAE to report to their teams (no earlier than 11 a.m. local time)
September 27	Training Camps open for all teams participating in preseason games outside North America
October 2	First allowable date for all other veteran players to report to their teams (no earlier than 11 a.m. local time)
October 3	NBA Training Camps open
October 5	NBA Preseason games begin
October 5 & 7	NBA Abu Dhabi Games, Dallas Mavericks vs. Minnesota Timberwolves, (Abu Dhabi, UAE)
October 20	NBA Preseason ends
October 23	Rosters set for NBA Opening Day (5 p.m. ET)
October 24	Start of the 2023-24 NBA Regular Season
October 28	NBA G League Draft
October 30 – Nov. 9	NBA G League Training Camp
November 3	In-Season Tournament begins
November 9	Rosters set for NBA G League Opening Day (5 p.m. ET)
November 10	NBA G League Season begins
November 9	NBA Mexico City Game, Atlanta Hawks vs. Orlando Magic (Mexico City, Mexico)
December 7	NBA In-Season Tournament Semifinals (Las Vegas, NV)
December 9	NBA In-Season Tournament Finals (Las Vegas, NV)
December 19-22	NBA G League Winter Showcase and Showcase Cup Championship Game
December 27	NBA G League 34-game regular season begins

### 2024

January 5	10-day contracts may now be signed
January 10	All NBA contracts are guaranteed for the remainder of the season
January 11	NBA Paris Game, Brooklyn Nets vs. Cleveland Cavaliers (Paris, France)
January 23-27	NBA Rivals Week
February 8	NBA Trade Deadline (3 p.m. ET)
February 16-18	NBA All-Star 2024 (Indianapolis, IN)
February 16-21	NBA All-Star break
March 1	Playoff Eligibility Waiver Deadline
March 30	NBA G League Regular Season ends
April 2	NBA G League Playoffs begin
April 14	Regular Season ends
April 15	Rosters set for NBA Playoffs 2024 (3 p.m. ET)
April 16-19	NBA Play-In Tournament
April 20	NBA Playoffs 2024 begin
April 28	NBA Early Entry Eligibility Deadline (11:59 p.m. ET)
May 6-7	Conference Semifinals begin (possible move up to May 4-5)
May 12	NBA Draft Lottery 2024 presented by State Farm
May 13-19	NBA Combine (Chicago, IL)
May 21-22	Conference Finals begin (possible move up to May 19-20)
June 6	NBA Finals 2024 Game 1
June 9	NBA Finals 2024 Game 2
June 12	NBA Finals 2024 Game 3
June 14	NBA Finals 2024 Game 4
June 17	NBA Draft Early Entry Entrant Withdrawal Deadline (5 p.m. ET)
June 17	NBA Finals 2024 Game 5 (if necessary)
June 20	NBA Finals 2024 Game 6 (if necessary)
June 23	NBA Finals 2024 Game 7 (if necessary)
June 27	NBA Draft 2024 presented by State Farm

# COMMUNITY





## HORNETS IN THE COMMUNITY


Through the Charlotte Hornets corporate social responsibility department and the Charlotte Hornets Foundation, Hornets Sports & Entertainment is committed to inspiring a philanthropic culture and strengthening the Charlotte region through intentional partnerships, charitable giving and social projects in Charlotte's most critical areas of need – education, hunger, military and wellness. Our commitment to the community is truly a team effort that includes our entire organization – players, coaches and staff – sharing a passion for giving back.

### EDUCATION

The Charlotte Hornets support students, teachers, and local school districts through a variety of educational initiatives that provide access to literacy programs, books, grants and incentives for academic achievement.

Education initiatives include:

- Black History Month
- Book Bus
- Hornets Legacy Project
- Pick and Read Program
- Technology Lab
- Connecting Conversations
- Charlotte Hornets Foundation Education Grants



### HUNGER

The Hornets recognize the devastating effect hunger has on our community and believe it is vital for our team to join the fight against hunger and support local organizations that provide emergency food assistance to families in need in the Charlotte region.

Hunger initiatives include:

- Cornucopia
- Dunk Hunger
- Backpack for Hunger
- Food Lion Feeds Holiday Shopping Spree
- Charlotte Hornets Foundation Hunger Grants



### MILITARY

The Hornets seek to recognize, thank and support military service members and veterans for their unwavering service and sacrifice to our country.

Military initiatives include:

- Hornets Salute
- Military Care
- Hoops for Troops
- Yellow Ribbon Program
- Veteran Internship Stipend Program
- Charlotte Hornets Foundation Military Grants




### WELLNESS

Teaching children and families the importance of fitness and nutrition is important to the Hornets. We strive to empower our community to live healthy and happy lives by promoting programs that encourage healthy living, nutrition and exercise.

Wellness initiatives and events include:

- Hanes Sock Drive
- Hospital Visits
- Hugo's Little Heroes
- Pass the Plate
- Ride at the Hive
- Her Time to Play Clinic
- Special Olympics Clinic
- Novant Health St. Jude Night
- Charlotte Hornets Foundation Wellness Grants
- Employee Volunteer Opportunities
- Memorabilia Donations Program
- Nonprofit Event Sponsorship Program



## HORNETS IN THE COMMUNITY



### ENGAGEMENT

Through engagement programming and initiatives, the Hornets are able to extend our support of the community and deserving nonprofit organizations beyond our four community pillars.

Engagement initiatives include:

- Hornets Heroes Gala
- Week of Service
- Pride Night
- Women's Empowerment Night
- Shop With a Hornet
- Adopt-A-Family
- Hornets Employee Volunteer Opportunities
- Merchandise Donations Program
- Nonprofit Event Sponsorship Program
- Community Corner Take Over

### SOCIAL JUSTICE PLATFORM

In November 2020, Spectrum Center hosted early voting for Mecklenburg County residents for the first time and Hornets Sports & Entertainment launched the Swarm the Polls initiative to educate the public about the importance of voting, inform people on how to vote, drive voter registration and encourage voter turnout. Two months later, the organization unveiled its Social Justice Platform, that included elements related to economic mobility and racial equity, in addition to voting. As part of the focus on economic mobility, Hornets Sports & Entertainment conducted the first-ever Hornets Innovation Summit, which invited entrepreneurs/businesses/groups located within 150 miles of Spectrum Center that are at least 51% operated and controlled by minority group members (i.e., individuals who are at least 25% Asian, Black, Hispanic or Native American) to submit pitches for a chance to receive a \$15,000 investment from the Charlotte Hornets Foundation.



### ABOUT NBA CARES

NBA Cares is the league's global social responsibility program that builds on the NBA's mission of addressing important social issues. NBA Cares has provided more than 6.5 million hours of hands-on service and created more than 2,195 places where kids and families can live, learn or play in 40 countries and territories. NBA Cares partners with renowned social impact organizations to address important social issues in the areas of education, inclusion, youth and family development, and health & wellness, including: Boys & Girls Clubs of America, Vera Institute of Justice, Thurgood Marshall College Fund, UNICEF, Special Olympics, The Jed Foundation, Share Our Strength and GLSEN.

## CHARLOTTE HORNETS FOUNDATION

The Charlotte Hornets Foundation is committed to inspiring a philanthropic culture and strengthening the Charlotte region through intentional partnerships, charitable giving and social projects in the areas of education, hunger, military and wellness.

Throughout its evolution, the Charlotte Hornets Foundation has returned more than \$3 million to support philanthropic and community programs that are meeting the needs of nonprofit organizations, students, teachers and veterans in the community in which we live, work and play.



### FOUNDATION BOARD MEMBERS

**RICK SCHNALL**  
Co-Chairman  
**SHANNON GILLIGAN**  
Secretary

**GABE PLOTKIN**  
Co-Chairman  
**FRED WHITFIELD**  
Board Member

**JAMES JORDAN**  
President  
**MC BELK PILON**  
Board Member

**BETSY MACK**  
Executive Director  
**DAMIAN MILLS**  
Board Member

**JIM DUNLEVY**  
Treasurer  
**AMY LEVINE DAWSON**  
Board Member

### CHARLOTTE HORNETS FOUNDATION BY THE NUMBERS



**300**

The number of local minority entrepreneurs who have gained social and/or financial capital through the support of the Hornets Innovation Summit presented by Bank of America since the inaugural event in 2021.



**1,000+**

The number of local students introduced to STEAM activities this year through Hornets initiatives, including Week of Service and the Futureshaper Design Experience.



**\$140,000**

The amount that the Charlotte Hornets Foundation awarded through grants this season to Charlotte-area organizations within our focus areas of Education, Hunger, Military and Wellness.



**\$2.9M**

The amount Charlotte-area nonprofit organizations have been awarded through grants from the NBA Foundation since its founding in 2020 with support from the Hornets.




**107,000**

The number of individuals who have received a free meal on behalf of Food Lion Feeds and Second Harvest Food Bank of Metrolina through this season's Hunger initiatives including Cornucopia, Backpacks for Hunger and Dunk Hunger.



**66,000**

The number of students who have participated in a Book Bus show.



**100%**

The percentage of Hornets programs and initiatives this year that helped build and encourage a diverse, equitable and inclusive society.

# MISCELLANEOUS



**COMMUNICATIONS CONTACT INFORMATION****MIKE CRISTALDI**

Chief Communications Officer

mcristaldi@hornets.com

**BRIAN TRAVIS**

Senior Director of Basketball Communications

btravis@hornets.com

**MCKAYLA HERNANDEZ**

Manager of Basketball Communications

mhernandez@hornets.com

**JACK BRANDSGARD**

Senior Coordinator of Basketball Communications

jbrandsgard@hornets.com

**JOSH ROSEN**

Senior Director of Corporate Communications

jrosen@hornets.com

**VIRGINIA POND**

Manager of Corporate Communications

vpond@hornets.com

**COMMUNICATIONS GAME NIGHT OFFICE**

704-688-8864

**COMMUNICATIONS SCORER'S TABLE PHONE**

704-688-8867

**COMMUNICATIONS PRESS ROW PHONE**

704-688-8868

Welcome to the 2023-24 Charlotte Hornets season. Please familiarize yourself with the following guidelines and policies in order to ensure a safe and quality work environment. Feel free to contact the Hornets Communications Department with any questions regarding these policies or for any other inquiries.

**MEDIA PARKING**

Media parking is in the Preferred Parking Lot at 241 N. Davidson. The entrance to the lot on the east side of N. Davidson between 5th and 6th St. Please contact Jack Brandsgard (jbrandsgard@hornets.com) with any media parking inquiries.

**MEDIA ENTRANCE**

The media entrance will open 2 1/2 hours prior to game time. Working media should enter Spectrum Center from the Rick Bonnell Media/Employee Entrance near Fifth Street and Brevard, east of the Novant Health Training Center. Upon entry, media should head to the Media Work Room located on the event level.

**SINGLE-GAME CREDENTIALS**

Media members wishing to cover a single game must submit their requests at least 48 hours prior to the intended game. Requests for games on Sunday, Monday or Tuesday must be submitted by noon on the preceding Friday. Single-game credentials will be issued on a space-available basis. First-time requests must be in written form on company letterhead and submitted to Brian Travis by e-mail (btravis@hornets.com). Any other single-game requests can be submitted to Jack Brandsgard via e-mail (jbrandsgard@hornets.com). Requests from foreign and international media should be submitted to Michael Perrelli of the NBA public relations department at mperrelli@nba.com and must be received at least three business days prior to the intended game. Credentials can be picked up at the media entrance of the arena 2 1/2 hours prior to tip-off. Photo identification will be required when picking up credentials at the media entrance. Applying for credentials does not guarantee confirmation.

**PREGAME & POSTGAME AVAILABILITY**

Hornets Head Coach Steve Clifford will hold his pregame media session 105 minutes prior to the tip-off in the Press Conference Room and virtually via Zoom, and he will conduct his postgame media session immediately postgame in the same fashion. During postgame media sessions, priority must be given to in-person media and media who are on deadline (print and live broadcast), and interviews should be limited to game comments.

**SEATING**

Home and visiting television and radio positions will be located in the upper center court sections of 105. Writers will be located in section 105 or around sections 107-110, just below the broadcast position at center court. Additional seating is at the top of sections 107-110. A seating chart will be posted in the press room. The quarter play-by-play sheets and halftime and final box scores will be distributed as quickly as possible to all locations.

**PHOTOGRAPHERS**

Season passes will be provided to accredited photographers from daily newspapers and television stations that cover the majority of Hornets regular season home games. Photographers must be on assignment for a publication to be credentialed. No photography of any Hornets game shall be released to any individual other than the entity for whom the pass was issued and subject to the rules governing such use as described on the reverse side of the credential. All photographers and TV cameramen located on the floor must stay in their designated photo spot on the court or at the top of section 110. Photographers must remain stationary at all times. Flashbulbs are not permitted at any time.

**AUTOGRAPHY POLICY**

Media members are not permitted to solicit or receive autographs at any time.



**BRIAN TRAVIS****SENIOR DIRECTOR OF BASKETBALL COMMUNICATIONS**

BTRAVIS@HORNETS.COM

Brian Travis is in his ninth season with the organization and his first as Senior Director of Basketball Communications. Travis, who joined the organization in August 2015, leads the team's day-to-day basketball communications efforts, including serving as the primary contact for basketball media requests.

Prior to joining the Hornets, Travis spent the 2014-15 season as Media Relations Manager for the Houston Rockets. His previous experience also includes two years in the New Orleans Pelicans basketball communications department and two seasons as a media relations intern for the Denver Nuggets.

A native of Denver, Travis earned both his bachelor's degree in business information and analytics and his MBA from the University of Denver's Daniels College of Business. He and his wife, Courtney, were married in June 2018. Their son, James, was born in June 2022.

**MCKAYLA HERNANDEZ****MANAGER OF BASKETBALL COMMUNICATIONS**

MHERNANDEZ@HORNETS.COM

McKayla Hernandez enters her second season as Manager of Basketball Communications with the Charlotte Hornets. In her role, Hernandez focuses on scheduling player appearances, assists with content strategy and acts as a contact for day-to-day basketball media requests.

Prior to re-joining the organization in January 2023, Hernandez spent two years at Red Ventures, where she served as Communications Coordinator. Prior to that, she began her tenure with the Hornets as an intern in 2019 and became an associate in 2020, assisting with both corporate and basketball communications. Hernandez also completed an internship with Excel Sports Management.

Hernandez graduated from UNC Charlotte in 2019, receiving a bachelor's degree in mass communication with a minor in journalism. A proud New Yorker, Hernandez previously attended Molloy University and Binghamton University as a student-athlete from 2015-2018.

**JACK BRANDSGARD****SENIOR COORDINATOR OF BASKETBALL COMMUNICATIONS**

JBRANDSGARD@HORNETS.COM

Jack Brandsgard enters his second season with the Hornets and first as the Senior Coordinator of Basketball Communications. Brandsgard drives coverage of the Hornets through the media guide, game notes, talking points, stat highlights and the @HornetsPR Twitter account, in addition to managing the communications associate and game night staff. He worked as the communications associate for the Orlando Magic during the 2021-22 season.

Brandsgard previously spent two years at Drake University where he served as the primary athletics communications contact for four programs. Prior to sports, Brandsgard was a legislative clerk in the Iowa House of Representatives for two years. A proud Iowan, he earned bachelor's degrees in Journalism and Sports Management from the University of Iowa.

**JOSH ROSEN****SENIOR DIRECTOR OF CORPORATE COMMUNICATIONS**

JROSEN@HORNETS.COM

Josh Rosen is in his 17th season with the organization and his fifth as Senior Director of Corporate Communications. Rosen, who originally joined the franchise in August 2007, oversees the communications and publicity efforts around Hornets Sports & Entertainment's business units, including Spectrum Center and the Charlotte Hornets Foundation. He also serves as Hornets Sports & Entertainment's chief copy writer and editor, working with departments throughout the organization on messaging and communications to their various constituencies, and leads alumni relations efforts to keep former players connected to the team.

Prior to joining the franchise, Rosen spent more than four years at Street & Smith's Sports Business Daily, including two and a half years as Assistant Managing Editor. His previous experience also includes one season as Media Relations Coordinator for the Carolina Cobras of the Arena Football League and two seasons as Public Relations Assistant for the Charlotte Sting of the WNBA.

A native of Charlotte, Rosen is a 2002 graduate of the University of South Carolina, where he majored in sport and entertainment management and spent three seasons as a student manager for Coach Eddie Fogler's men's basketball team. He and his wife, Beverly, have two children, Madeline and Matthew.

**VIRGINIA POND****MANAGER OF CORPORATE COMMUNICATIONS**

VPOND@HORNETS.COM

Virginia Pond enters her first season as Manager of Corporate Communications for Hornets Sports & Entertainment (HSE), after supporting the organization on a part-time basis since October 2021. In her role, Pond focuses on promoting HSE's various business initiatives, in areas such as corporate social responsibility, ticket sales, corporate partnerships, arena management, esports and retail.

Prior to joining the Hornets, Pond led executive communication efforts for a global franchise. Her experience also includes seven years at global public relations firm, Edelman, where she worked in Washington, D.C. and Dubai, UAE.

A native of Charlotte, Pond graduated from the University of South Carolina, where she majored in Communications and Art History. She and her husband, Mickey, welcomed their daughter, Naomi, in 2022.





## MISCELLANEOUS

### BEAT MEDIA



**ERIC COLLINS**

Television Play-By-Play  
Announcer



**DELL CURRY**

Television Color Analyst



**ASHLEY SHAHAHMADI**

Television Sideline Reporter



**ERIK KENDALL**

Television Producer



**STEPHEN DAILY**

Television Director



**RICHARD HOUSTON**

Television Graphics  
Coordinator



**SAM FARBER**

Radio Play-By-Play  
Announcer



**ROB LONGO**

Radio Network Manager



**SAM PERLEY**

Hornets Lead Writer



**KENT SMITH**

Team Photographer



**ROD BOONE**

Charlotte Observer



**STEVE REED**

Associated Press

### HORNETS STATISTICAL CREW AND GAME NIGHT STAFF



**LAURA ADKINS**

Game Night Staff



**MARK ARCILESI**

Shot Clock Operator



**ALEXIS BROOME**

Statistician



**MICHEALA BROUSSARD**

Communications Associate



**PAUL DENNY**

Statistician



**PATRICK DOUGHTY**

Public Address Announcer



**KEVIN EARP**

Scoreboard Operator



**KARA FATE**

Game Night Staff



**NIKKI FLOYD**

Official Scorer



**TONY FOLDEN**

Shot Clock/Scoreboard  
Operator



**BEN GILL**

Game Night Staff



**CARLISLE HAMRICK**

Statistician



**MICHAEL HARWOOD**

Official Scorer



**DAVID HIXON**

Statistician



**BILL MAGRATH**

Talent Stats



**GREG MILLER**

Statistician



**MALINDA MURRAY**

Statistician



**CLARE PICKHARDT**

Game Night Staff



**RICHARD WARD**

Game Clock Operator



**BRAD WRUBLE**

Statistician



## IN MEMORIAM RICK BONNELL

Rick Bonnell was an award-winning sportswriter for more than 33 years at The Charlotte Observer whose coverage of the Charlotte Hornets started during the franchise's inaugural 1988-89 season. Bonnell continued his role as the Observer's Hornets beat writer through the 2020-21 NBA season until his passing on June 1, 2021. He was 63.

A native of Corning, NY, Bonnell was the son of a sports journalist. He began his own journalism career while attending West High School, reporting on high school sports. Bonnell graduated from the Newhouse School of Journalism at Syracuse University before becoming The Observer's first Hornets beat writer. Bonnell wrote a book about the early Hornets, "Charlotte Hornets: Sharpening the Stinger," which was published in 1993.

Bonnell had more than 11,000 bylines in The Observer and became the unofficial historian of Hornets basketball. He covered all of the key moments throughout team history, including the inaugural 1988-89 season, numerous NBA Drafts, several NBA Playoff games, multiple NBA All-Star Games (two played in the Queen City), the franchise's departure for New Orleans, the NBA's return to Charlotte with the Bobcats, Michael Jordan's purchase of the team, the return of the Hornets name to Charlotte and the team's international trip to China. Through his reporting, he brought fans closer to a wide range of players from Muggsy Bogues, Dell Curry, Larry Johnson and Alonzo Mourning to LaMelo Ball, Gordon Hayward, Terry Rozier and Kemba Walker.

Bonnell became synonymous with the Hornets both locally and nationally as his stories drove the daily media narrative around the team. He was admired for his tireless coverage and vast knowledge of the franchise, which earned the respect of his colleagues, as well as players, coaches and front office staffers throughout the league. Bonnell also served as the president of the Professional Basketball Writers Association from 2007-09.

Hornets Chairman Michael Jordan reflected on Bonnell's impact on the organization by saying, "Rick was a staple at Hornets games, dating back to my playing days at the old Charlotte Coliseum. He prided himself on being fair and honest in his reporting, and I truly respected that about him. Rick became the source for Hornets news in Charlotte, which speaks to his talent and professionalism. The Hornets family will miss Rick's friendly face at our games."

Bonnell was a generous colleague, father, foodie and beach lover who achieved his dream of covering an NBA team. He enjoyed mentoring young reporters at The Observer and was always willing to share his advice, perspective and wisdom to the next generation of journalists. Apart from his work, Bonnell had a love for tennis and considered cooking to be one of his hobbies. He often proudly shared the latest news involving his son, Jack, and daughter, Claire.

The Hornets will permanently honor Bonnell's legacy and his lasting impact on the Hornets organization, its fans and the city of Charlotte in several ways, starting with the 2021-22 NBA season. The Charlotte Hornets Foundation has established the Rick Bonnell Memorial Scholarship that will award a \$10,000 annual scholarship to a journalism student enrolled at a North Carolina college or university. The organization will rebrand the Spectrum Center media entrance as the Rick Bonnell Media & Employee Entrance, and the team will honor his legacy in-arena at the 2021 Home Opener on October 20. Additionally, the Rick Bonnell Award will be given each year to the Hornets player that best represents himself and the franchise with professionalism with regards to his interactions with the media.

**Ernie Johnson:** "We at Turner Sports and Warner Media join with the rest of the NBA family in sending our condolences to the family of Rick Bonnell. We learned on Wednesday that he had passed suddenly the day before. Rick worked for The Charlotte Observer and ever since the Hornets came into the league in 1988, he was their beat writer. Over the last 30+ years, his reporting and his storytelling gained him the respect and admiration of his colleagues and readers league-wide."

**Mike Breen:** "Well, the NBA this week lost one of their all-time beat writers, Rick Bonnell of the Charlotte Observer. 33 years covering the league and the Hornets. Died at just the age of 63. I thought the best way to pay tribute to him is to tell you about one of the great stories he had written, and it was about Nic Batum of the Clippers. If you haven't heard it, Batum's dad played ball in France - his dad's name was Richard. Nic and his mom were at one of his games when Nic Batum was only about three years old. Well, Nic's dad was fouled, went to the free-throw line, collapsed and tragically died right in front of his son, his wife and the crowd - he was only 30 years old. Now, no autopsy was ever performed - they still don't know to this day what the cause of death was, but that haunted Nic. Batum. The family was scared about him playing basketball - would it happen to him too? He admits, he thought about it. He said 'It's a hard thing to grow up with, but I had to do something for him,' meaning his father. 'I felt I had to do something in basketball to finish it.' Well, Nic. Batum certainly did - 13 years in the NBA, played on his Olympic team. His father would be so proud. And Rick Bonnell wrote a wonderful story on it, which is not surprising. So if you get a chance, Google it and read a story by a terrific writer."

**Former Hornets Forward Nicolas Batum:** "Just before we start, I just want to say some things about Rick who just passed away. I spent five years in Charlotte and he's just the best. I want everyone to know that I'm going to miss him. I talked to him three weeks ago when we went back to Charlotte. I had great conversations and made a great story about me and my dad last year, so I have nothing but respect. I'm going to miss him a lot. A lot. I love the guy, Rick, rest in peace, my man. Love you."

**NBA Statement:** "The NBA family is deeply saddened by the sudden passing of Rick Bonnell, a devoted NBA reporter who began covering the Charlotte Hornets in their inaugural season more than 30 years ago. He was an outstanding journalist who brought incredible enthusiasm to his job as a trusted expert on Hornets basketball and the NBA. A former president of the Professional Basketball Writers Association, Rick was among the most respected storytellers in the industry. We extend our sincere condolences to Rick's family, friends and colleagues."



The home of the Charlotte Hornets, Spectrum Center hosts approximately 150 events annually, including professional and collegiate sports, major concerts, family shows and conventions. On April 8, 2008, a naming rights agreement was unveiled with Time Warner Cable, in which the venue located in the heart of uptown Charlotte, North Carolina, was renamed Time Warner Cable Arena. On October 27, 2016, following Time Warner Cable's merger with Charter Communications, the arena was renamed Spectrum Center, reflecting the brand name of Charter's all-digital TV, internet and voice offerings.

Spectrum Center celebrated its 15th anniversary in 2020, having opened its doors on October 21, 2005, with a sold-out performance by the Rolling Stones. Since then, the arena has hosted more than 19 million guests at more than 1,900 events, including global events such as the 2012 Democratic National Convention and the 2019 NBA All-Star Weekend. Spectrum Center has also hosted a variety of regular-season and postseason college basketball action, including the 2008 and 2019 ACC Men's Basketball Tournaments; the 2008 NCAA Men's Basketball Tournament regional semifinals and final; the NCAA Men's Basketball Tournament first and second rounds in 2011, 2015 and 2018; and the CIAA Men's and Women's Basketball Tournaments for 15 consecutive years from 2006-2020.

Spectrum Center hosts a wide range of concerts and family shows, bringing the best in entertainment to the Carolinas. Top performers visiting the arena include Beyoncé, Billy Joel, Bon Jovi, Bruce Springsteen, Bruno Mars, Elton John, Jay-Z, Justin Timberlake, Kevin Hart, Lady Gaga, Oprah Winfrey, Paul McCartney, Prince, Taylor Swift and U2. The venue takes pride in offering a wide variety of events, having in recent years recorded sellout crowds for its first opera event with Andrea Bocelli in February 2018 and its first Latin concert with Marc Anthony in February 2020. Touring family shows visiting Spectrum Center routinely include Cirque du Soleil, Disney on Ice, Monster Jam, Trans-Siberian Orchestra, and WWE.

"Our goal is to make Spectrum Center the epicenter for sports and entertainment in the Carolinas," said Hornets Sports & Entertainment President & Vice Chairman Fred Whitfield. "We do that by bringing world class performances to this world class facility and showcasing uptown Charlotte as one of the region's most vibrant and energetic destinations."

Hornets Sports & Entertainment, which operates the city-owned building, set out to "wow" the community by providing a unique experience for guests while treating them to a superior level of amenities.

In the summer of 2016, Spectrum Center added one of the largest and most unique center-hung scoreboards in the NBA. The two sideline boards are among the tallest in the NBA at 25.2' high x 42.8' wide, while the two baseline boards are 18' high x 31.3' wide. In terms of square footage, the sideline boards are 180% larger and the baseline boards are 50% larger than the screens on the previous scoreboard, which measured 16' high x 24' wide on all four sides. Additionally, the scoreboard has two underbelly screens measuring 9.8' high x 16.5' wide, among the largest in the NBA, to provide a better view for those fans sitting in courtside and lower-level club seats.

The scoreboard's Hornets-branded elements make it one of the NBA's most unique designs. The open-faced structure allows fans to see through to the scoreboard's "hive," the cell pattern cladding and branding within the board that connects the screens and serves as an artistic expression that represents the home of the Hornets.

Along with the new scoreboard, four new auxiliary boards were added to the corners of the upper level. Each board features a 16' high x 26' wide video screen in the center flanked by static signage on each side, with the goal of continuing to improve the fan experience.

Ticket holder comfort is the hallmark of the Spectrum Center experience. The arena features 60 percent of its seating from baseline to baseline, providing guests with a unique feeling of closeness to the court or stage. Generous seating and legroom is standard in every seat, and seating configurations for Spectrum Center were developed by incorporating the best elements from other NBA and NHL facilities.

With food offerings from Levy Restaurants, Spectrum Center guests enjoy incredibly diverse menus with something for everyone, from fan favorites at general concessions to the Flight Deck, the arena's fine-dining restaurant. All concession stands feature digital menu boards, allowing Levy to showcase special food items and update menus throughout the season. Pre-planned catering for business events or entertaining is also available, demonstrating again that Spectrum Center is committed to providing its guests with the best, regardless of where they are in the building.

Located adjacent to the building's main lobby, the Hornets Fan Shop offers the widest variety of team apparel and gifts found anywhere. The Hornets Fan Shop also carries a wide selection of Jordan Brand apparel, in-line shoes and special Retro releases.

Designed to represent Charlotte's diverse urban culture, as well as the city's strength and stability, Spectrum Center incorporates contemporary design elements that focus on creating an exciting future for the Queen City's residents. Fans and visitors alike find familiar reflections of their community in the form of public art and unique displays which pay tribute to the region's rich sports and commercial history.

As guests enter the arena's four-story atrium located off the plaza, they are greeted by one of the arena's major public art projects: a large colored-tile mural by artist Mike Mandel depicting the history of basketball in the Piedmont. Additional pieces of public art are located both inside and outside the building, and include the four lighted entry columns on Trade Street by artist Andrew Leicester, the main lobby's colorful terrazzo floor created by Thomas Sayre, photographic murals by local artist Tommie Robinson and three outdoor carved granite benches by Paul J. Sires.

# Give us the ball.



iTek

Proud Partner



When your brand is **on-the-line**, put the ball in our hands.

Itek is your **go-to-printer** for quality and reliability.

[www.itekrocks.com](http://www.itekrocks.com)

**iTek**  
giving shape to your ideas

# 23 CHARLOTTE HORNETS 24

## REGULAR SEASON



### OCTOBER

SUN	MON	TUE	WED	THU	FRI	SAT
		24	25 ATL 7:00PM	26	27 DET 7:00PM	28
29	30 BKN 7:00PM	31				

### JANUARY

SUN	MON	TUE	WED	THU	FRI	SAT
	1 DEN 9:00PM	2 SAC 10:00PM	3	4	5 CHI 8:00PM	6
7	8 CHI 7:00PM	9	10 SAC 7:00PM	11	12 ESP SAS 10:00PM	13
14 MIA 6:00PM	15	16	17 NOP 8:00PM	18	19 GAS 7:00PM	20 PHI 7:00PM
21	22 MIN 8:00PM	23	24 DET 7:00PM	25	26 HOU 7:00PM	27 UTA 7:00PM
28	29 NYK 7:00PM	30	31 CHI 7:00PM			

### NOVEMBER

SUN	MON	TUE	WED	THU	FRI	SAT
			1 HOU 8:00PM	2	3	4 IND 7:00PM
5 DAL 7:30PM	6	7	8 WAS 7:00PM	9	10 WAS 7:00PM	11
12 NYK 12:00PM	13	14 MIA 7:00PM	15	16	17 MIL 7:00PM	18 NYK 6:00PM
19	20 BOS 7:00PM	21	22 WAS 7:00PM	23	24	25
26 ORL 6:00PM	27	28 NYK 7:30PM	29	30 BKN 7:30PM		

### FEBRUARY

SUN	MON	TUE	WED	THU	FRI	SAT
				1	2 OKC 8:00PM	3
4 IND 6:00PM	5 LAL 7:00PM	6	7 TOR 7:00PM	8	9 MIL 8:00PM	10 MEM 7:00PM
11	12 IND 7:00PM	13	14 ATL 7:00PM	15	16 ALL-STAR BREAK	17
18	19 ALL-STAR BREAK	20	21	22 UTA 8:00PM	23 GSW 10:00PM	24
25 POR 9:00PM	26	27 MIL 8:00PM	28	29 MIL 7:00PM		

### DECEMBER

SUN	MON	TUE	WED	THU	FRI	SAT
					1	2 MIN 5:00PM
3	4 IST QUARTERFINALS	5 IST QUARTERFINALS	6 TBD REGULAR SEASON	7 IST SEMIFINALS	8 TBD REGULAR SEASON	9 IST CHAMPIONSHIP
10	11 MIA 7:00PM	12	13 MIA 7:30PM	14	15 NOP 7:00PM	16 PHI 7:00PM
17	18 TOR 7:30PM	19	20 IND 7:00PM	21	22	23 DEN 7:00PM
24	25	26 NBATV LAC 10:30PM	27	28 LAL 10:30PM	29 PHX 9:00PM	30
	31					

### MARCH

SUN	MON	TUE	WED	THU	FRI	SAT
					1 PHI 7:00PM	2
3 TOR 6:00PM	4	5 ORL 7:00PM	6	7	8 WAS 7:00PM	9 BKN 7:00PM
10	11 DET 7:00PM	12	13 MEM 8:00PM	14	15 NBATV PHX 7:00PM	16 PHI 7:00PM
17	18	19 ORL 7:00PM	20	21	22	23 ATL 7:30PM
24 LAC 6:00PM	25 CLE 7:00PM	26	27 CLE 7:00PM	28	29 GSW 7:00PM	30

ALL TIMES EASTERN SUBJECT TO CHANGE



### APRIL

SUN	MON	TUE	WED	THU	FRI	SAT
	1 NBATV BOS 7:00PM	2	3 POR 7:00PM	4	5 ORL 7:00PM	6
7 OKC 6:00PM	8	9 DAL 7:00PM	10 ATL 7:30PM	11	12 BOS 7:30PM	13
14 CLE 1:00PM						

Home Away In-Season Tournament TBD - In-Season Tournament - Group Play