



Kelvin Sampson
**COACH KELVIN
SAMPSON**

Jwan Roberts
JWAN ROBERTS

Jamal Sheard
JAMAL SHEARD

LJ Cryer
LJ CRYER

2023-24 HOUSTON MEN'S BASKETBALL

MEDIA GUIDE



A close-up portrait of Reggie Chaney, a young Black man with a short beard and mustache, wearing a dark suit jacket, a light-colored dress shirt, and a red tie. He is looking directly at the camera with a neutral expression.

REGGIE CHANEY

1999 - 2023

The University of Houston, its Athletics Department and the Men's Basketball program lost a treasured member with the unexpected passing of forward Reggie Chaney in August 2023.

A three-year letterman at Houston after transferring from Arkansas, Reggie competed in more than 100 games from 2020 to 2023 with 90 wins with the Cougars.

Reggie broke into the starting lineup in the second half of the 2020-21 season and helped lead the Cougars to the 2021 NCAA Final Four in Indianapolis for the program's first Final Four appearance since 1984.

As a senior during the 2022-23 season, Reggie helped lead the Cougars to a 17-1 record and the American Athletic Conference regular-season title as well as the NCAA Tournament Sweet 16 for the fourth straight season.

For his efforts throughout the year, he was honored as the American Athletic Conference Sixth Man of the Year.

Houston Men's Basketball will compete during the 2023-24 season in memory of this beloved Cougar, who will be deeply missed by all who knew and loved him.



HOUSTON

HOUSTON

UNIVERSITY OF HOUSTON



MEDIA GUIDE 2023-24 MEN'S BASKETBALL

UHCougars.com



CREDITS

Executive Editor

Jeff Conrad

Cover Design

Kyle Little

Printing

University of Houston

Printing and Postal Services

UNIVERSITY OF HOUSTON DEPARTMENT OF INTERCOLLEGIATE ATHLETICS

3204 Cullen Blvd.

Houston, Texas 77204-6002

UHCougars.com

2023-24 HOUSTON MEN'S BASKETBALL

UNIVERSITY OF HOUSTON

DEPARTMENT OF INTERCOLLEGIATE ATHLETICS MISSION STATEMENT

The University of Houston Department of Intercollegiate Athletics inspires excellence today while preparing leaders for life by fostering a culture, which challenges student-athletes to achieve their highest academic, athletic and personal aspirations.

CORE VALUES

- Excellence
- Integrity
- Inclusivity
- Loyalty
- Accountability
- Sportsmanship

PRINCIPLES

- To cultivate the highest quality sports programs, facilities and resources to build and maintain winning traditions
- To provide a competition environment of high entertainment value for a loyal fan base with a commitment to sportsmanship and customer service
- To attract and develop student-athletes who exhibit the qualities of intellectual growth, accountability, maturity, independence and leadership with the goal of building champions for life
- To enrich the opportunity to earn an undergraduate degree by offering each student-athlete a quality educational, social and athletic experience
- To ensure the department is in adherence with NCAA, Office of Civil Rights, Big 12 Conference and University rules and regulations to operate with the highest degree of integrity
- To exercise fiscal responsibility throughout the Department of Intercollegiate Athletics
- To build and strengthen relationships throughout the University campus and the Houston community



TABLE OF CONTENTS

MEDIA INFORMATION

Quick Facts	2
2022-23 Schedule	4
2022-23 Roster	5
Fertitta Center	6
Guy V. Lewis Development Facility	7
Media Information	8-9
2023-24 Big 12 Composite Schedule	10-12
Opponents' Information	14-15

2023-24 COUGARS

Preseason Notebook	18-19
Terrance Arceneaux	20-21
Ryan Elvin	22-23
Ja'Vier Francis	24-25
J'Wan Roberts	26-27
Emanuel Sharp	28-29
Jamal Shead	30-32
Ramon Walker Jr.	34-35
Mylik Wilson	36-37
L.J. Cryer	38-39
Damian Dunn	40-41
Cedric Lath / Kordelius Jefferson	42
Jacob McFarland / Joseph Tugler	43
TV/Radio Roster	44

COACHES & STAFF

Head Coach Kelvin Sampson	46-57
Assistant Coach Kellen Sampson	58
Associate Head Coach Quannas White	59
Assistant Coach K.C. Beard	60
Special Assistant to the Head Coach Hollis Price	61
Director of Operations & Basketball Strategy Bobby Champagne / Director for Operations Lauren Sampson	62
Director of Player Development Anthony Goldwire / Director of Program Strategy & Player Relations Bilal Batley	63
Associate AD for Sports Medicine John Houston / Director of Sports Performance Alan Bishop	64
Video Coordinator Matthew McDonald / Associate Director for Operations Daniel Hixon / Assistant AD for Academic Services Angel Shamblin	65
Support Staff	66

2022-23 in REVIEW

2022-23 Season Notebook	68-71
Overall / American Statistics	72
Game Results	73
Miscellaneous Statistics	74
Points-Rebounds-Assists	75
Team Game-by-Game Statistics	76
Highs & Lows	77
The American Standings & Honors	78
Starting Lineups Specialty Statistics	79
Darius Bowser	80-83
Reggie Chaney	84-87
Marcus Sasser	88-91
Jarace Walker	92-94

HISTORY & TRADITION

Historical Highlights	96-97
Houston Basketball A to Z	98-101
Cougars in the NBA/NBA Draft	102-103
2020-21 NCAA Final Four Team	104
1983-84 NCAA Final Four Team	105
1982-83 NCAA Final Four Team	106
1981-82 NCAA Final Four Team	107
1967-68 NCAA Final Four Team	108
1966-67 NCAA Final Four Team	109
Game of the Century	110
Coach Guy V. Lewis	111
Otis Birdsong	112
Clyde Drexler	113
Elvin Hayes	114
Hakeem Olajuwon	115
Michael Young	116
Honor Roll	120-122
NCAA Tournament Results	124-125
Conference Tournament Results	126-127
NIT/CBI Results	128
All-Time Roster	130-131
Jersey Numbers	132-133
All-Time Series	134-135
Series Records	136-143
All-Time Results	144-153
Year-by-Year / Coaching Records	154

RECORDS

Individual Records	156
Team Records	157
Scoring Leaders	158-161
Field Goals Leaders	162
3-Point Field Goals Leaders	164-165
Free Throws Leaders	166
Rebounds Leaders	168-169
Assists Leaders	170-171
Blocked Shots Leader	172
Steals Leaders	173
Wins Leaders	174
Games Played Leaders	175
Minutes Played Leaders	176
Miscellaneous Records	177
Team Season Leaders	178
Team Single-Game Leaders	179
1,000-Point Club	180-183
30-Point Club	184-185
Outstanding Performances	186-187
Individual Year-by-Year Leaders	188-189
Team Year-by-Year Statistics	190-191
Houston as a Ranked Team	192-194
Houston vs. Ranked Teams	196-197
Rankings Breakdown	199
Starting Lineups	199-201
Regular-Season Tournaments History	202-203
100-Point Games	204-205
NCAA Postseason Records	206
NIT Records	207
CBI Records	208
Conference Tournament Records	209
Freshman Single-Season Records	210-211
Miscellaneous Records	212-213
Fertitta Center Team Records	214
Fertitta Center Individual Records	215
Home Attendance Records	216

QUICK FACTS

GENERAL INFORMATION

Location:	Houston, Texas
Founded:	1927
Enrollment:	47,035
President/Chancellor:	Dr. Renu Khator
Vice President for Athletics:	Chris Pezman
NCAA Faculty Representative:	Dr. Catherine Horn
Conference:	Big 12
Nickname:	Cougars
Colors:	Scarlet (PMS 186) and White
Arena (capacity):	Fertitta Center (7,035)

2023-24 PREVIEW

Lettermen Returning/Lost:	6 / 4
Redshirts Returning:	2
Newcomers:	5
Starters Returning:	2
(G) Jamal Shead (Sr., 6-1, 195, 10.5 ppg, 3.0 rpg)	
(F) J'Wan Roberts (r-Sr., 6-7, 230, 10.0 ppg, 7.7 rpg)	
Starters Lost:	3
(G) Marcus Sasser (6-2, 195, 16.8 ppg, 2.8 rpg)	
(G) Tramon Mark (6-5, 195, 10.1 ppg, 4.9 apg)	
(F) Jarace Walker (6-8, 240, 11.2 ppg, 6.8 rpg)	
Returning Scoring:	46.3% (1,283 of 2,770 pts.)
Returning Rebounding:	56.8% (819 of 1,441 rebs.)
Returning Assists:	53.1% (289 of 544 asts.)

2022-23 REVIEW

Final Rankings:	#2 (AP) / #6 (Ferris Mowers Coaches)
2022-23 Overall Record:	33-4
2022-23 American Finish:	17-1 (Champions)
2022-23 Postseason:	NCAA Sweet 16

COACHING STAFF

Head Coach:	Kelvin Sampson (UNC Pembroke '78)
Record at Houston:	232-74 (10th yr.)
Career Record:	732-344 (34th yr.)
Assistant Coaches:	Kellen Sampson, Quannas White, K.C. Beard

SUPPORT STAFF

Special Assistant to the Head Coach:	Hollis Price
Director of Player Development:	Anthony Goldwire
Director of Operations & Basketball Strategy:	Bobby Champagne
Director of Operations:	Lauren Sampson
Director of Program Strategy & Player Relations:	Bilal Batley
Video Coordinator:	Matthew McDonald
Associate AD for Sports Medicine:	John Houston
Director of Sports Performance:	Alan Bishop
Associate Director of Operations:	Daniel Hixon
Internal Operations:	Kellen Hutchinson, Miles Lester
Student Managers:	Jonathan Loreda, Matthew Criswell, Carson Calhoun, Blaise Dupre, Ben Still, Ciarra Merchant, Cameron Simmons, Daniela Perdomo, Trey Hill, Jesiah James, Edward Johnson, Henry Kolassa, Tracey Matindu, Kendal White

MEN'S BASKETBALL HISTORY

First Season:	1946
All-Time Record:	1,403-877 (.615)
Overall Postseason Record:	46-41 (.517)
NCAA Tournament Appearances:	24
Final Four Appearances:	6 (2021, 1984, 1983, 1982, 1968, 1967)
Last NCAA Appearance:	2023 NCAA Tournament Sweet 16 defeated (16) Northern Kentucky, 63-52; defeated (9) Auburn, 81-64; lost to #16/15 (5) Miami (Fla.)
NIT Appearances:	11
Last NIT Appearance:	2017 (lost to Akron, First Round)
Regular-Season Conference Titles:	11 (2022-23)
Conference Tournament Titles (Last):	8 (2022)



QUICK FACTS

GENERAL INFORMATION

Table with 2 columns: Category and Value. Includes Location (Houston, Texas 77204), Founded (1927), Enrollment (47,035), President/Chancellor (Dr. Renu Khator), NCAA Faculty Representative (Dr. Catherine Horn), Affiliation (NCAA Division I), Conference (American Athletic Conference), Nickname (Cougars), Colors (Scarlet (PMS 186) & White), Mascots (Shasta and Sasha), Began Athletics (Jan. 10, 1946), Web Site (UHCougars.com), Athletics Department Phone (713-743-9370).

ATHLETICS ADMINISTRATION

Table with 2 columns: Position and Name. Includes Vice President for Athletics (Chris Pezman), Deputy AD - Chief Operating Officer (Monty Porter), Deputy AD - Chief Revenue Officer (Garrett Klassy), Executive Senior Associate AD - Student-Athlete Development/SWA (DeJuena Chizer), Senior Associate AD - Facilities, Operations and Capital Projects (T.J. Meagher), Senior Associate AD - Compliance & Eligibility (Lauren DuBois), Senior Associate AD - Academic Services (Dr. Cliff Harrell), Senior Associate AD - Development (Alvin Franklin), Senior Associate AD - Special Projects (Katina Jackson), Senior Associate AD - Development (John Noud), Associate AD - Event Operations Facilities & Grounds (Jason Bauman), Associate AD - Strategic Communications & Digital Media (Andrew Pate), Associate AD - Marketing (Pam Kehoe), Associate AD - Sports Medicine (John Houston), Associate AD - Business & Human Resources (Brandon Maddux), Associate AD - Compliance (Chris Nasuti), Assistant AD - Content Solutions (Grantscott Greene), Assistant AD - Cougar Productions (Jon McAfoos), Assistant AD - Business Operations (Kristin Deville), Assistant AD - Grounds, Facilities & Events (Brad Finn), Assistant AD - Equipment Operations (Andrew Johnson), Assistant AD - Academic Services (Angel Shamblin), Assistant AD - Academic Services (Tatjana Banjevlav), Assistant AD - Football Operations (Ryan Dorchester), Assistant AD - Donor Information Management & Analytics (Kelly Marchbanks), Assistant AD - Communications (Jeff Conrad).

HOUSTON BASKETBALL HISTORY

Table with 2 columns: Category and Value. Includes First Game (Jan. 10, 1946), All-Time Record (1,403-877 (.615)), Conference Regular-Season Championships (11), Years In The NCAA Tournament (24), All-Time Record (38-29 (.567)), Last Appearance (2023), Final Four Appearances (Last) (Six (2021)), Years In The NIT (11), All-Time Record (5-11 (.313)), Semifinal Appearances (One), Last Appearance (2017 First Round), Conference Tournament Titles (8), All-Time Record (55-38 (.591)), The American Tournament Record (14-6), Last Appearance (2023 American Finalist).

HOME COURT INFORMATION

Table with 2 columns: Category and Value. Includes Arena (Fertitta Center), Capacity (7,035), Opened (Dec. 1, 2018), All-Time Record (76-6 (.927)), All-Time Attendance (496,539 (6,056 avg.)), Named After: University of Houston System Board of Regents Chairman Tilman J. Fertitta, whose family made a \$20 million donation to facility's renovations.

COACHING STAFF

Table with 2 columns: Position and Name. Includes Head Coach (Kelvin Sampson (UNC Pembroke '78)), Office Phone (713) 743-9430, Record at Houston (232-74 (10th yr.)), The American Games (117-44 (.727)), Career Record (732-344 (.680) (34 yrs.)), Assistant Coach (Kellen Sampson (Oklahoma '06)), Years at Houston (Entering 10th), Associate Head Coach (Quannas White (Oklahoma '04)), Years at Houston (Entering 7th), Assistant Coach (K.C. Beard (Boise State '08)), Years at Houston (Second as UH coach/10th season at UH overall), Special Assistant to the Head Coach (Hollis Price (Oklahoma '11)), Years at Houston (10th season at UH overall), Director of Player Development: Anthony Goldwire (Houston '20), Director of Operations & Basketball Strategy: Bobby Champagne (South Alabama '90), E-Mail (rjchampa@central.uh.edu), Office Phone (713) 743-9430, Director of Operations (Lauren Sampson (Oklahoma '04)), E-Mail (lsampson@central.uh.edu), Video Coordinator (Matthew McDonald (Houston '19)), E-Mail (mmcdonald3@uh.edu), Director of Program Strategy & Player Relations: Bilal Batley (Oklahoma '07), Associate AD for Sports Medicine (John Houston (Texas Tech '91)), E-Mail (jhouston@central.uh.edu), Director of Sports Performance (Alan Bishop (Utah State '09)), E-Mail (ajbishop@central.uh.edu), Academics Counselor: Angel Shamblin, Internal Operations: Kellen Hutchinson, Miles Lester (Wake Forest '22), Student Managers: Jonathan Loreda, Matthew Criswell, Carson Calhoun, Blaise Dupre, Ben Still, Ciarra Merchant, Cameron Simmons, Daniela Perdomo, Trey Hill, Jesiah James, Edward Johnson, Henry Kolassa, Tracey Matindu, Kendal White.

MEDIA RIGHTS

Table with 2 columns: Position and Name. Includes Radio Rights Holder (Houston Learfield), Radio Network Flagship Station (950 AM KPRC), Network Contact (Lauren Wilson), Phone (713) 818-1812, Radio Play-by-Play (Jeremy Branham), Years with Houston (Entering eighth), Radio Analyst (Elvin Hayes), Years with Houston (Entering 14th).

2022-23 in REVIEW

Table with 2 columns: Category and Value. Includes Overall Record (33-4 (.892)), Home (16-2 (.889)), Away (11-0 (1.000)), Neutral (6-2 (.750)), Final National Rankings (#2 (Associated Press)), #7 (Ferris Mowers Coaches), The American Record (Finish) (17-1 (Champions)), The American Championship (Finalist), (defeated East Carolina, 60-46; defeated Cincinnati, 69-48; lost to Memphis, 75-65), Postseason (NCAA Tournament Sweet 16), (defeated (16) Northern Kentucky, 63-52; defeated (9) Auburn, 81-64; lost to #16/15 (5) Miami (Fla.), 75-89).

2023-24 TEAM INFORMATION

Table with 2 columns: Category and Value. Includes Starters Returning/Lost (2/3), Letterwinners Returning/Lost (6/4), Squad Returning/Lost (1/1), Redshirts Returning (2), Newcomers (5).

RETURNING STARTERS

Table with 7 columns: Player, Pos., Ht., Wt., Cl.-Exp., PPG, RPG. Includes Jamal Shead (G 6-1 195 Sr.-3L 10.5 3.0), J'Wan Roberts (F 6-7 230 r-Sr.-3L 10.0 7.7).

RETURNING LETTERMEN

Table with 7 columns: Player, Pos., Ht., Wt., Cl.-Exp., PPG, RPG. Includes Ja'Vier Francis (F 6-8 235 Jr.-2L 4.3 3.5), Emanuel Sharp (G 6-3 205 r-Sr.-1L 5.9 2.2), Terrance Arceneaux (G 6-5 190 So.-1L 3.7 2.5), Ramon Walker Jr. (G 6-4 210 Jr.-2L 2.9 2.5).

REDSHIRTS RETURNING

Table with 7 columns: Player, Pos., Ht., Wt., Cl.-Exp., PPG, RPG. Includes Mylik Wilson (G 6-2 175 r-Sr.-RS --- ---), Cedric Lath (C 6-9 265 r-Fr.-RS --- ---).

SQUAD RETURNING

Table with 7 columns: Player, Pos., Ht., Wt., Cl.-Exp., PPG, RPG. Includes Ryan Elvin (G 6-1 170 Sr.-SQ 1.5 0.3).

NEWCOMERS

Table with 7 columns: Player, Pos., Ht., Wt., Cl.-Exp., Last School. Includes L.J. Cryer (G 6-1 190 Sr.-TR Baylor), Damian Dunn (G 6-5 205 Gr.-TR Temple), Kordelius Jefferson (G 6-3 180 Fr.-HS Martin HS), Jacob McFarland (C 6-11 220 Fr.-HS Rancho Verde HS), Joseph Tugler (F 6-7 215 Fr.-HS Cypress Falls HS).

2022-23 STARTERS LOST

Table with 7 columns: Player, Pos., Ht., Wt., Exp., PPG, RPG. Includes Marcus Sasser (G 6-2 195 4L 16.8 2.8), Jarace Walker (F 6-8 240 1L 11.2 6.8), Tramon Mark (G 6-5 195 3L 10.1 4.9).

2022-23 LETTERMEN LOST

Table with 7 columns: Player, Pos., Ht., Wt., Exp., PPG, RPG. Includes Reggie Chaney (F 6-8 230 3L 3.0 2.7).

OTHER PLAYERS LOST

Table with 7 columns: Player, Pos., Ht., Wt., Exp., PPG, RPG. Includes Darius Bowser (C 6-9 250 1L 0.0 0.3).

ATHLETICS COMMUNICATIONS

Table with 2 columns: Position and Name. Includes Associate AD for Strategic Communications (Andrew Pate), Assistant AD/MBB Contact (Jeff Conrad), Office (713) 743-9410, Cell (713) 557-3841, E-mail (jaconrad@central.uh.edu), Assistant AD (Fletcher Like), Director (Dan Hamilton), Assistant Director (Mayra Gurrusquieta), Ted Nance, Athletics Communications Assistant (B.J. Garden), Student Assistants: Auyana Aird, Nia Alexander, KP Arnold, Tyra Banks, Sydney Commerford, Han Diep, Chase Farris, Joshua Fishman, Mia Garcia, Candace Giles, David Goriola, Karis Johnson, Eugenia Kisasu, Colton Merritt, Diana Navarro, Grace Rodriguez, Kevin Velazquez, Jessica Wang, Athletics Communications Office (713) 743-9404, Mailing Address (Athletics/Alumni Center, 3204 Cullen Blvd., Ste. 2008, Houston, TX 77204-6742), Overnight Address (Same).





2023-24 SCHEDULE

INFORMATION

Table with columns: Date (Day), Opponent, Site, Television, Radio, Time. Rows include exhibition games, regular season games (e.g., UNC Pembroke, ULM, Texas A&M-Corpus Christi), and tournament games (Phillips 66, NCAA Tournament).

* - Big 12 Conference game

Home games listed in BOLD CAPS and are played in Fertitta Center (7,035) on University of Houston campus

(DH) - Doubleheader with Houston Women's Basketball

All times are Central • Dates and times are subject to change Broadcast networks and stations are subject to change

2024 NCAA TOURNAMENT HOSTS & SITES. Includes sections for First Four, First and Second Rounds, Regionals, and Final Four with specific dates and venue names.

2023-24 ROSTERS

Numerical

No.	Name	Pos.	Ht.	Wt.	Cl.-Exp.	Hometown-High School (Last School)
1	Jamal Shead	G	6-1	195	* Sr.-3L	Manor, Texas-Manor
2	Cedric Lath	C	6-9	265	r-Fr.-RS	Abidjan, Ivory Coast-Balboa School [San Diego, Calif.]
3	Ramon Walker Jr.	G	6-4	210	r-So.-(RS) 1L	Pearland, Texas-Shadow Creek
4	L.J. Cryer	G	6-1	190	* Sr.-TR	Katy, Texas-Morton Ranch (Baylor)
5	Ja'Vier Francis	F	6-8	235	Jr.-2L	New Orleans, La.-Montverde Academy [Fla.]
11	Damian Dunn	G	6-5	205	* Sr.-TR	Kinston, N.C.-Meadowcreek [Ga.] (Temple)
12	Jacob McFarland	C	6-11	220	Fr.-HS	Moreno Valley, Calif.-Rancho Verde
13	J'Wan Roberts	F	6-7	230	* r-Sr.-3L	St. Thomas, U.S. Virgin Islands-Shoemaker [Killeen, Texas]
15	Kordelius Jefferson	G	6-3	180	Fr.-HS	Arlington, Texas-James Martin
20	Ryan Elvin	G	6-1	170	* Sr.-SQ	Round Rock, Texas-Cedar Ridge
21	Emanuel Sharp	G	6-3	205	r-So.-1L	Tampa, Fla.-Bishop McLaughlin Catholic School
23	Terrance Arceneaux	G	6-5	190	So.-1L	Beaumont, Texas-Beaumont United
24	Mylik Wilson	G	6-2	175	* r-Sr.-RS	Rayville, La.-Rayville (Texas Tech/Louisiana)
25	Joseph Tugler	F	6-7	215	Fr.-HS	Houston, Texas-Cypress Falls

* – eligible for extra COVID year following senior season

Coaching Staff

- Head Coach:** Kelvin Sampson (UNC Pembroke '78; 10th season at Houston)
- Assistant Coach:** Kellen Sampson (Oklahoma '06; 10th season at Houston)
- Associate Head Coach:** Quannas White (Oklahoma '04; 7th season at Houston)
- Assistant Coach:** K.C. Beard (Boise State '08; 2nd season as coach/10th season at Houston)

Support Staff

- Special Assistant to the Head Coach:** Hollis Price (Oklahoma '11)
- Director of Operations & Basketball Strategy:** Bobby Champagne (South Alabama '90)
- Director of Basketball Operations:** Lauren Sampson (Oklahoma '04)
- Video Coordinator:** Matthew McDonald (Houston '19)
- Director of Player Development:** Anthony Goldwire (Houston '20)
- Director of Program Strategy & Player Relations:** Bilal Batley (Oklahoma '07)
- Associate AD for Sports Medicine:** John Houston (Texas Tech '91)
- Director of Sports Performance:** Alan Bishop (Utah State '09)
- Internal Operations:** Kellen Hutchinson (Houston '21), Miles Lester (Wake Forest '22)
- Student Managers:** Jonathan Loredo, Matthew Criswell, Carson Calhoun, Blaise Dupre, Ben Still, Ciarra Merchant, Cameron Simmons, Daniela Perdomo

Alphabetical

No.	Name	Pos.	Ht.	Wt.	Cl.-Exp.	Hometown-High School (Last School)
23	Terrance Arceneaux	G	6-5	190	So.-1L	Beaumont, Texas-Beaumont United
4	L.J. Cryer	G	6-1	190	* Sr.-TR	Katy, Texas-Morton Ranch (Baylor)
11	Damian Dunn	G	6-5	205	* Sr.-TR	Kinston, N.C.-Meadowcreek [Ga.] (Temple)
20	Ryan Elvin	G	6-1	170	* Sr.-SQ	Round Rock, Texas-Cedar Ridge
5	Ja'Vier Francis	F	6-8	235	Jr.-2L	New Orleans, La.-Montverde Academy [Fla.]
15	Kordelius Jefferson	G	6-3	180	Fr.-HS	Arlington, Texas-James Martin
2	Cedric Lath	C	6-9	265	r-Fr.-RS	Abidjan, Ivory Coast-Balboa School [San Diego, Calif.]
12	Jacob McFarland	C	6-11	220	Fr.-HS	Moreno Valley, Calif.-Rancho Verde
13	J'Wan Roberts	F	6-7	230	* r-Sr.-3L	St. Thomas, U.S. Virgin Islands-Shoemaker [Killeen, Texas]
21	Emanuel Sharp	G	6-3	205	r-So.-1L	Tampa, Fla.-Bishop McLaughlin Catholic School
1	Jamal Shead	G	6-1	195	* Sr.-3L	Manor, Texas-Manor
25	Joseph Tugler	F	6-7	215	Fr.-HS	Houston, Texas-Cypress Falls
3	Ramon Walker Jr.	G	6-4	210	r-So.-(RS) 1L	Pearland, Texas-Shadow Creek
24	Mylik Wilson	G	6-2	175	* r-Sr.-RS	Rayville, La.-Rayville (Texas Tech/Louisiana)

* – eligible for extra COVID year following senior season

PRONUNCIATION GUIDE

Names		Hometowns	
TERRANCE ARCENEAUX	Tair-Ants Ar-Suh-No	Jacob McFARLAND	Mick-Far-Land
Bobby CHAMPAGNE	Sham-Pain	J'WAN Roberts	Juh-Wahn
L.J. CRYER	Cry-Er	EMANUEL Sharp	E-Man-You-Eil
DAMIAN Dunn	Day-Me-Un	JAMAL SHEAD	Juh-Mall Shed
Ja'VIER Francis	Jay-Vee-Ur	Joseph TUGLER	Tug-Lur
KORDELIUS Jefferson	Kor-Dell-E-Us	QUANNAS White	Kwah-Nus
CEDRIC LATH	Said-Rick Lot	MYLIK Wilson	Muh-Leek
		ABIDJAN, Ivory Coast	Ah-Buh-Jahn
		BEAUMONT, Texas	Bo-Mont
		MANOR, Texas	May-Nor
		MORENO Valley, Calif.	More-A-No
		PEARLAND, Texas	Pair-Land

BREAKDOWN

By Position

- Guards (9):** Arceneaux, Cryer, Dunn, Elvin, Jefferson, Sharp, Shead, Walker Jr., Wilson
- Forwards (4):** Francis, Roberts
- Centers (1):** Lath

By Class

- Seniors (6):** Cryer, Dunn, Elvin, Roberts, Shead, Wilson
- Juniors (2):** Francis, Walker Jr.
- Sophomores (2):** Arceneaux, Sharp
- Redshirt Freshmen (1):** Lath
- Freshmen (3):** Jefferson, McFarland, Tugler

By Experience

- Three Letters (2):** Roberts, Shead
- Two Letters (1):** Francis, Walker Jr.
- One Letter (2):** Arceneaux, Sharp
- Squad (1):** Elvin
- Redshirt (3):** Lath, Wilson
- Transfer (2):** Cryer, Dunn
- High School (3):** Jefferson, McFarland, Tugler

By Nation

- USA (12):** Arceneaux, Cryer, Dunn, Elvin, Francis, Jefferson, McFarland, Sharp, Shead, Tugler, Walker Jr., Wilson
- U.S. Virgin Islands (1):** Roberts
- Ivory Coast (1):** Lath

By State

- Texas (7):** Arceneaux, Cryer, Elvin, Jefferson, Shead, Tugler, Walker
- Louisiana (2):** Francis, Wilson
- California (1):** McFarland
- Florida (1):** Sharp
- North Carolina (1):** Dunn

By Height

- 6-11 (1):** McFarland
- 6-9 (1):** Lath
- 6-8 (1):** Francis
- 6-7 (2):** Roberts, Tugler
- 6-5 (2):** Arceneaux, Dunn
- 6-4 (1):** Walker
- 6-3 (2):** Jefferson, Sharp
- 6-2 (1):** Wilson
- 6-1 (3):** Cryer, Elvin, Shead

By Weight

- 265 (1):** Lath
- 230 (1):** Roberts
- 235 (1):** Francis
- 220 (1):** McFarland
- 215 (1):** Tugler
- 210 (1):** Walker
- 205 (2):** Dunn, Sharp
- 195 (1):** Shead
- 190 (2):** Arceneaux, Cryer
- 180 (1):** Jefferson
- 175 (1):** Wilson
- 170 (1):** Elvin

FERTITTA CENTER

INFORMATION



The University of Houston Men's and Women's Basketball programs began play in a new game arena during the 2018-19 season when the Fertitta Center officially opened with a 65-61 win over No. 18/21 Oregon on Dec. 1, 2018, in front of a sellout crowd of 7,039.

With the completion of the 2016-17 season, Hofheinz Pavilion underwent a \$60 million renovation. The renovation was made possible through a generous \$20 million donation from University of System Board of Regents Chairman Tilman J. Fertitta and his family in late August 2016.

The facility features a premium club area and a courtside club. The reconfigured bowl moved mid-court seating locations closer to game action with floor-level seating opposite the team benches for UH students. Renovations included a new audio system, sports lighting and video boards as well as new concession stands and expanded restrooms. The facility's exterior also was refreshed.

QUICK FACTS

Name:	Fertitta Center
Location:	3422 Cullen Blvd. Corner of Cullen Boulevard and Holman Street on the UH campus
Capacity:	7,035
All-Time Record:	76-6 (.929)
All-Time Attendance:	496,539 (6,056 avg.)
First Game:	vs. #18/21 Oregon (Dec. 1, 2018)
First Win:	W, 65-61, vs. #18/21 Oregon (Dec. 1, 2018)
Current Streak:	5 wins (Feb. 2, 2023 – present)
Long Winning Streak:	37 games (Dec. 19, 2019 – Feb. 12, 2022)
Long Losing Streak:	1 (done six times; Most recently Jan. 22-24, 2023)
Renovation Cost:	\$60 million
Historic Donation:	\$20 million from UH System Board of Regents Chairman Tilman J. Fertitta and his family
Arena Amenities	Premium club area and courtside club Reconfigured bowl with mid-court seating closer to game action Floor-level seating opposite team benches for UH students New audio system, sports lighting and video boards New concession stands and expanded restrooms
Architects:	PGAL and AECOM
Project Manager:	Turner Construction

Prominent to the center's exterior, the renovation will preserve the legacy of the Hofheinz family and its contributions to both UH and the city of Houston. UH

will transform an area adjacent to the new facility into Hofheinz Plaza, where fans will be greeted by a bronze statue of former Harris County Judge Roy Hofheinz.

The University of Houston will request that city officials rename a portion of Holman Street in front of the arena after the Hofheinz family. In addition, Roy Hofheinz's records will be permanently archived and publicly accessible as a special collection in the UH library and the Alumni Center will house an area describing the lives and public service of Roy and Irene Hofheinz.

"This gift is personal. It represents a commitment from my family and me to support the University of Houston in its quest to strengthen our nationally competitive institution both in academics and athletics," Fertitta said. "Upgrading our athletics facilities shows we are serious about competing at the highest levels of collegiate sports for many years to come. I'm proud of where the University of Houston is today and I'm proud to make this investment in my university's future."



GUY V. LEWIS DEVELOPMENT FACILITY



In April 2016, both the University of Houston Men's and Women's Basketball programs celebrated their bright futures when the Guy V. Lewis Development Center was officially dedicated.

Designed by DLR Group and Page, the Guy V. Lewis Basketball Center is located adjacent to Fertitta Center at the corner of Cullen Boulevard and Holman Street on the UH campus. Construction on the \$25 million facility began in late September and was completed in Fall 2015.

Austin Commercial served as the construction manager.

The 53,000 square-foot facility provides the environment that the Houston Men's and Women's Basketball student-athletes need to excel throughout the season in all areas.

The first level houses a dedicated practice court for each team as well as shared sports performance and sports medicine areas, which are shared by both programs.

QUICK FACTS

Name:	Guy V. Lewis Development Facility
Location:	Corner of Cullen Boulevard and Holman Street on the UH campus
Cost:	\$25 million
Size:	52,923 square feet
Dedicated:	April 3, 2015
Named for:	Former Head Coach Guy V. Lewis (1956-86)
Levels:	3
	<ul style="list-style-type: none"> • Dedicated practice court for each program as well as sports performance and sports medicine areas to be used by both programs on first level • Team areas, including locker rooms and academic/film rooms on second level • Office space for Men's and Women's Basketball coaching/support staffs on third level
Architects:	DLR Group and Page
Construction Manager:	Austin Commercial

The second level feature the teams' areas, which include locker rooms and academic/film theaters. The team rooms contain spacious, modern lockers, multiple video screens for television and comfortable furniture.

The third level hold office space for both Men's and Women's Basketball coaching and support staffs.

"I am proud and grateful that our administration recognizes how important this is. UH Chancellor/President Dr. (Renu) Khator and Mack Rhoades have made a commitment to make our program better. When you are playing in a conference with the defending national champion and other tradition-rich programs, we need to have competitive advantages like this facility will provide," Head Coach Kelvin Sampson said. "Teams become better from October to March. For players to get better, it has to be from March to October. We will have a place where our players can practice, work out, shoot, develop chemistry and improve their work ethics. They can do this, 24 hours a day, 365 days a year with this facility."





MEDIA INFORMATION

INFORMATION

ATHLETICS COMMUNICATIONS



ANDREW PATE
ASSOCIATE AD
Cell: (713) 387-9119
arpate@central.uh.edu
FOOTBALL, ADMINISTRATION



JEFF CONRAD
ASSISTANT AD
Cell: (713) 557-3841
jaconrad@central.uh.edu
MEN'S BASKETBALL, MEN & WOMEN'S GOLF



FLETCHER LIKE
ASSISTANT AD
Cell: (503) 709-3786
flike@central.uh.edu
FOOTBALL (Secondary), BASEBALL



DAN HAMILTON
DIRECTOR
Cell: (813) 240-6817
dcham13@central.uh.edu
VOLLEYBALL, SOFTBALL, SWIMMING & DIVING



MAYRA GURRUSQUIETA
ASSISTANT DIRECTOR
Cell: (281) 520-8884
mlgurus@cougarnet.uh.edu
WOMEN'S BASKETBALL, TRACK & FIELD, CROSS COUNTRY



B.J. CARDEN
TED NANCE COMMUNICATIONS ASSISTANT
Cell: (832) 754-8237
bcarden@central.uh.edu
SOCCER, SWIMMING & DIVING, TENNIS

The University of Houston is an equal opportunity institution whose programs, services, activities and operations are without discrimination as to sex, color, or national origin and are not opposed to qualified handicapped persons.

CREDENTIALS

All requests for working press, radio, television, photography or scouting credentials should be made to **Assistant AD for Athletics Communications Jeff Conrad** at least 48 hours before tipoff. Seating on press row is for **working** media only.

All space for the working press, radio and television is allocated by the Houston Athletics Communications Office, which reserves the right to deny credentials to any outlet. Spouses, dates, children and non-workers are restricted from press row. Any abuse of a working credential will result in the media agency losing credential privileges.

Freelance and/or non-daily writers may be asked to produce copies of actual publications in which their work has appeared. Admission to press row is by pass only.

ACCREDITATION GUIDELINES

- ← All credentials requests are reviewed on an annual basis. Receipt of Houston Athletics credentials from previous seasons does not guarantee credentials for the following season. Receipt of credentials from other Houston colleges and universities and/or professional sports organizations is not relevant.
- ← Only full-time, salaried employees intending to provide actual game coverage may receive credentials.
- ← A requesting media agency must represent a collective, organizational editorial voice, not simply the offerings of a single individual.
- ← Membership in a writers' association does not automatically qualify an agency for credentials.
- ← A media agency may assign one of its credentials to its online entity.
- ← An online entity, not associated with a traditional media agency, may qualify for one credential, subject to the following conditions:
 1. An online entity may receive a credential only if its own full-time staff writes a majority of that site's material.
 2. Online entities that focus primarily on University of Houston Athletics and sponsor message boards or chat rooms, may receive credentials provided they adhere to a policy that requires that a posted message or opinion is identified with the actual name and city of the individual posting the message.
 3. Any online service that is recognized as an outlet intended primarily for the purpose of delivering news related to the recruitment of student-athletes will not qualify for credentials.
 4. Online entities will not receive photography credentials.
 5. Online entities (other than those identified above) registering 20,000 legitimate unique users per month in each of the past 12 months will be given first consideration.

ATHLETICS COMMUNICATIONS OFFICE

The University of Houston Athletics Communications Office is located in the Ted Nance Suite (No. 2008) on the second floor of the Athletics/ Alumni Center.

The Athletics/Alumni Center is located at 3204 Cullen Blvd., between Daryl & Lori Schroeder Field (baseball stadium) and Fertitta Center.

CREDENTIALS

Arrangements for media credentials for the University of Houston's 2022-23 home basketball season must be made through the Houston Athletics Communications Office.

Credential requests by accredited media members should be made emailed to **Assistant AD for Communications Jeff Conrad** at least 48 hours before tipoff.

Credentials will **NOT** be mailed. Those credentials not picked up prior to the game will be left at Media Will Call.

NBA SCOUTS

NBA scouts will be provided media credentials on a space-available basis. Seating for NBA scouts will be in a designated area, as available.

INTERVIEWS

All interviews with Houston coaches, student-athletes and administrators **MUST** be coordinated through the Athletics Communications Office.

Arrangements to speak with a member of the men's basketball program should be made with **Assistant AD for Communications Jeff Conrad** (713-743-9410/jaconrad@central.uh.edu) at least one day prior to the desired interview date. Student-athletes and coaches are generally available before and after practice.

The locker rooms, training room and weight room inside Houston Men's Basketball home venues are off-limits to reporters.

On game days, no Houston student-athletes will be available until the postgame media session.

GAME DAY

Due to the COVID-19 pandemic, including notes and statistics, will be available digitally on the Houston Athletics web site.

Postgame books will be provided as soon as they are available.

Postgame interviews for **Head Coach Kelvin Sampson** and selected student-athletes will be held in person in the Jim Nantz Media Center.

After a brief, cooling-off period, Sampson and selected student-athletes will be brought to the media room to answer questions.

PRESS SEATING and PARKING

Press row seats are for working newspaper writers, radio and television reporters, along with Houston Athletics staff, and are allocated by the Houston Athletics Communications Office, which reserves the right to deny credentials to any outlet. Admission to press row is by pass only.

Media parking will be available on a first-come, first-serve basis in the TDECU Stadium Garage off Holman Street.

For more information about parking, media members should contact **Assistant AD for Communications Jeff Conrad**.

INTERNET

Media members are invited to use the wireless internet inside the Fertitta Center.

The network is Fertitta-WiFi with no password.

PHOTOGRAPHERS

Photographers and videographers are allowed to shoot from the baseline only.

Only those on assignment and with proper media credentials and equipment will be allowed to shoot game action from the floor. No flash attachments, monopods or tripods may be used.

RADIO/TELEVISION BROADCASTS

All requests for radio/TV broadcasts must be made in advance through **Assistant AD for Communications Jeff Conrad**

VISITING RADIO

Phone lines for originating radio broadcasts will be provided on a reciprocal basis. Contact **Assistant AD for Communications Jeff Conrad** to obtain those numbers in advance of game day.

ACCESS TO HOUSTON INFORMATION

UHCougars.com – The official web site of University of Houston Athletics includes rosters, schedules, statistics, player profiles, press releases, game notes and more. The site is updated daily and also includes links to listen to Houston Athletics events live over the Internet.

E-Mail List – Press releases, notes and statistics are e-mailed to a large contingent of media. To be added to the list, please contact **Assistant AD for Communications Jeff Conrad** (713-743-9410/jaconrad@central.uh.edu).

Notes packets will be available prior to each game.

THE AMERICAN.ORG

The league's official web site contains information on all 12 member schools, including updated conference statistics, schedules and standings.

MEDIA INFORMATION

HOUSTON COUGARS SPORTS PROPERTIES – LEARFIELD

Houston Cougars Sports Properties is the locally based LEARFIELD team committed to extending the affinity of the University of Houston brand to businesses and corporations of all sizes looking to align with the undeniably loyal and passionate collegiate fan base.

As the exclusive athletics multimedia rightsholder, Houston Cougars Sports Properties manages all aspects of the rights relationship, providing corporate partners both traditional and new media opportunities with UH.

They can bolster their own brand and garner maximum exposure through such inventory as venue signage; event sponsorships and promotion; corporate hospitality; radio and television; digital engagement and visibility via the official athletics website UHCougars.com.



LAUREN WILSON

General Manager

lauren.wilson@learfield.com

(713) 818-1812



WES BROWN

Senior Manager of Business Development

wes.brown@learfield.com

(832) 303-1456



ANNALISA ALDAZ

Partnership Services Coordinator

annalisa.aldaz@learfield.com

(915) 873-8812



CARSON BOWERS

Manager of Business Development

carson.bowers@learfield.com

(254) 405-2773

ATHLETICS TICKET OFFICE

The University of Houston Athletics Ticket Office is located at 3700 Cullen Blvd., on the northeast corner of TDECU Stadium, just outside Gate 1. All major credit cards are accepted.

The ticket office is open from 9 a.m. to 5 p.m., Monday through Friday, with parking available in the TDECU Stadium Garage with the first 30 minutes in that lot free.

Tickets can also be purchased online by visiting UHCougars.com/tickets and following the appropriate links or by calling 713-462-6647 during regular business hours.

TICKETS SALES

For the fourth consecutive season, Houston Basketball has sold out of its season ticket allotment inside the Fertitta Center ahead of the 2023-24 season.

For more information, fans can visit UHCougars.com/tickets and follow the appropriate links or call 713-462-6647.



ON THE AIR

Jeremy Branham begins his seventh season behind the microphone as the voice of Houston Men's Basketball in 2022-23.

Branham is no stranger to Houston Athletics. He served as the radio play-by-play broadcaster for Houston Women's Basketball for 10 years and continues to call Houston Baseball games following the Men's Basketball season.



In addition, he serves as the sideline reporter during Houston Football games and hosts Men's Basketball Head Coach Kelvin Sampson's and Football Head Coach Dana Holgorsen's weekly radio shows. He has also called the play-by-play action for Major League Soccer's Houston Dynamo.

Branham, who is a Humble, Texas, native, has extensive broadcast experience, first working as a fill-in broadcaster for the Houston ISP Sports Network during the 2005-06 Women's Basketball season.

He received his bachelor's degree from the University of Houston in 2010.

For the 13th straight season, Houston and NBA legend **Elvin Hayes** will serve as the radio analyst on the men's basketball broadcasts in 2022-23.



As a Cougar from 1965 to 1968, Hayes established himself as one of the finest players in college basketball history. The Rayville, La., native led the Cougars to a combined 81-12 record and back-to-back NCAA Final Four appearances in 1967 and 1968.

During his final collegiate season in 1967-68, he was a consensus National Player of the Year selection after averaging 36.8 points and 18.9 rebounds per game. He remains the program's leading scorer and rebounder, averaging 31.0 points and 17.2 rebounds per game during his career.

Following his Houston days, he was taken with the No. 1 overall pick in the 1968 NBA Draft by the San Diego Rockets. In 16 seasons in the NBA, Hayes averaged 21.0 points and 12.2 rebounds per game. He was named to the All-NBA First or Second Teams six times and was a 12-time NBA All-Star.

In 1996, he was named one of the NBA's 50 Greatest Players.

Hayes was inducted into the Houston Athletics Hall of Honor in 1974 and joined the Naismith Memorial Basketball Hall of Fame in 1990.





BIG 12 COMPOSITE SCHEDULE

* - Big 12 Conference game

NOVEMBER

Monday, Nov. 6

ULM at Houston Big 12 Now on ESPN+

North Carolina Central at Kansas 7 p.m. Big 12 Now on ESPN+

Houston Christian at BYU 8 p.m. Big 12 Now on ESPN+

UIC at Cincinnati 8 p.m.

Ablene Christian at Oklahoma State 8 p.m. Big 12 Now on ESPN+

Southern at TCU 8 p.m. Big 12 Now on ESPN+

Missouri State at West Virginia 8 p.m. Big 12 Now on ESPN+

Played in Las Vegas

K-State vs. USC 9 p.m. TNT

FIU at UCF

Green Bay at Iowa State

Central Michigan at Oklahoma

Incarinate Word at Texas

Tuesday, Nov 7

Played in Sioux Falls, S.D.

Baylor vs. Auburn

Wednesday, Nov. 8

Texas A&M-Commerce at Texas Tech 7 p.m. Big 12 Now on ESPN+

Thursday, Nov. 9

Omaha at TCU 7 p.m. Big 12 Now on ESPN+

Lindenwood at Iowa State

Friday, Nov, 10

UCF at Miami (Fla.) 6 p.m.

Detroit at Cincinnati 6 p.m.

Manhattan at Kansas 7 p.m. Big 12 Now on ESPN+

Bellarmine at K-State 7 p.m. Big 12 Now on ESPN+

Monmouth at West Virginia 8 p.m. Big 12 Now on ESPN+

San Diego State at BYU Big 12 Now on ESPN+

Mississippi Valley State at Oklahoma

Delaware State at Texas

Saturday, Nov. 11

Texas A&M-Corpus Christi at Houston Big 12 Now on ESPN+

Sunday, Nov. 12

Eastern Washington at Cincinnati 11 a.m.

San Jose State at Texas Tech 1 p.m. Big 12 Now on ESPN+

Sam Houston at Oklahoma State 2 p.m. Big 12 Now on ESPN+

Gardner Webb at Baylor 4 p.m. Big 12 Now on ESPN+

Idaho State at Iowa State

Monday, Nov. 13

Stetson at Houston 7 p.m. Big 12 Now on ESPN+

South Dakota State at K-State 7 p.m. Big 12 Now on ESPN+

Tuesday, Nov. 14

Kansas City at Baylor 11 a.m. Big 12 Now on ESPN+

UTRGV at TCU 7 p.m. Big 12 Now on ESPN+

Jacksonville State at West Virginia 7 p.m. Big 12 Now on ESPN+

State Farms Champion Classic

Kansas vs. Kentucky ESPN

Texas State at Oklahoma

Wednesday, Nov. 15

SE Louisiana at BYU 8 p.m. Big 12 Now on ESPN+

Rice at Texas

Thursday, Nov. 16

Charleston Classic

Houston vs. Towson 5:30 p.m. ESPN2/U

Played in Brooklyn, N.Y.

Oklahoma State vs. Notre Dame 5:30 p.m. ESPNU

Texas A&M-Corpus Christi at Texas Tech 7 p.m. Big 12 Now on ESPN+

Cal State Fullerton at UCF

Friday, Nov. 17

Charleston Classic (Charleston, S.C.)

Houston vs. TBA

Played in Brooklyn, N.Y.

Oklahoma State vs. TBA TBA ESPN2/U

Baha Bar Hoops Bahamas

K-State vs. Providence 5 p.m. CBSSN

Mississippi Valley State at TCU 7 p.m. Big 12 Now on ESPN+

UTRGV at Oklahoma

Saturday, Nov. 18

Morgan State at BYU Big 12 Now on ESPN+

Sunday, Nov. 19

Charleston Classic (Charleston, S.C.)

Houston vs. TBA (Charleston Classic)

Baha Bar Hoops Bahamas

K-State vs. TBA TBA CBSSN

Northern Kentucky at Cincinnati 1 p.m.

Empire Classic

Texas vs. Louisville 2:30 p.m. ESPN

Jacksonville Classic

UCF vs. South Dakota State 7 p.m.

Grambling State at Iowa State

Monday, November 20

Empire Classic

Texas vs. TBA 3:30/6 p.m. ESPNU

New Orleans at Oklahoma State 7 p.m. Big 12 Now on ESPN+

Fort Myers Tip-Off

West Virginia vs. SMU 7:30 p.m. FS1

Maui Invitational

Kansas vs. Chaminade 8 p.m. ESPNU

Jacksonville Classic

UCF vs. Charlotte/George Mason

Tuesday, Nov 21

Maui Invitational

Kansas vs. TBA

Alcorn State at TCU 7 p.m. Big 12 Now on ESPN+

Wednesday, Nov. 22

Battle 4 Atlantic

Texas Tech vs. Villanova 1:30 p.m. ESPN/2

Fort Myers Tip-Off

West Virginia vs. TBA 5/7:30 p.m. FS1

Preseason NIT

Baylor vs. Oregon State 6 p.m. ESPN2

Georgia Tech at Cincinnati 6 p.m.

Central Arkansas at K-State 7 p.m. Big 12 Now on ESPN+

Maui Invitational

Kansas vs. TBA

Thursday, Nov. 23

Vegas Showdown

BYU vs. Arizona State 11 p.m. ESPN2

ESPN Events Invitational

Iowa State vs. VCU 4:30 p.m. ESPN2

Rady Children's Invitational

Oklahoma vs. Seton Hall

Battle 4 Atlantic

Texas Tech vs. TBA

Friday, Nov. 24

Montana at Houston

ESPN Events Invitational

Iowa State vs. TBA TBA

Houston Christian at Oklahoma State 7 p.m. Big 12 Now on ESPN+

Preseason NIT

Baylor vs. Florida/Pitt

Vegas Showdown

BYU vs. NC State/Vanderbilt ESPN2

Rady Children's Invitational

Oklahoma vs. USC/Seton Hall

Battle 4 Atlantis

Texas Tech vs. TBA

Sunday, Nov 26

Bellarmine at West Virginia 4 p.m. Big 12 Now on ESPN+

Stetson at UCF

ESPN Events Invitational

Iowa State vs. TBA ESPN/2/U

Wyoming at Texas

Monday, Nov. 27

Houston Christian at TCU 7 p.m. Big 12 Now on ESPN+

Tuesday, Nov. 28

Nicholls at Baylor 7 p.m. Big 12 Now on ESPN+

Cincinnati at Howard

Eastern Illinois at Kansas 7 p.m. Big 12 Now on ESPN+

Oral Roberts at K-State 7 p.m. Big 12 Now on ESPN+

Thursday, Nov. 30

Big East/Big 12 Battle

Texas Tech at Butler 5:30 p.m. FS1

Creighton at Oklahoma State 8 p.m. ESPN2

UAPB at Oklahoma

Texas State at Texas

DECEMBER

Friday, Dec. 1

Big East/Big 12 Battle

Houston at Xavier 5:30 p.m. FS1

St. John's at West Virginia 6 p.m. ESPN2

Iowa State at DePaul 7:30 p.m. FS1

UConn at Kansas 8 p.m. ESPN2

Played in Salt Lake City

BYU vs. Fresno State Big 12 Now on ESPN+

Saturday, Dec. 2

North Alabama at K-State 1 p.m. Big 12 Now on ESPN+

Big East/Big 12 Battle

TCU at Georgetown 4:30 p.m. FS1

Northwestern State at Baylor 5 p.m. Big 12 Now on ESPN+

Lipscomb at UCF

BIG 12 COMPOSITE SCHEDULE

Sunday, Dec. 3

FGCU at Cincinnati Noon

Tuesday, Dec. 5

Big East/Big 12 Battle

Villanova at K-State	6 p.m.	ESPN2
Providence at Oklahoma	6 p.m.	ESPNU
Seton Hall at Baylor	8 p.m.	ESPN2
Kansas City at Kansas	7 p.m.	Big 12 Now on ESPN+
Evansville at BYU	8 p.m.	Big 12 Now on ESPN+
Oklahoma State at Southern Illinois		

Wednesday, Dec. 6

Rice at Houston 7 p.m. Big 12 Now on ESPN+

Big East/Big 12 Battle

Texas at Marquette	7 p.m.	FS1
Pitt at West Virginia	8 p.m.	ESPN2/U
Jacksonville at UCF		
Omaha at Texas Tech		

Thursday, Dec. 7

Iowa at Iowa State 7 p.m. ESPNU

Saturday, Dec. 9

Jackson State at Houston Big 12 Now on ESPN+

Played in Tulsa, Okla.

Oklahoma vs. Arkansas 3 p.m. ESPN2

Played in Toronto

TCU vs. Clemson	3 p.m.	FS1
Drexel at West Virginia	3 p.m.	Big 12 Now on ESPN+
Missouri at Kansas	4:15 p.m.	ESPN
Cincinnati at Xavier	5:30 p.m.	FS1
BYU at Utah		
K-State at LSU		
Houston Christian at Texas		
Oral Roberts at Texas Tech		

Sunday, Dec. 10

Played in Oklahoma City

Oklahoma State vs. Tulsa 5:30 p.m. ESPNU

Mississippi at UCF

Prairie View A&M at Iowa State

Tuesday, Dec. 12

Bryant at Cincinnati 6 p.m.

Oral Roberts at Texas Tech 8 p.m.

Wednesday, Dec. 13

Denver at BYU Big 12 Now on ESPN+

Saturday, Dec. 16

The Halal Guys Showcase (Toyota Center, Houston)

Houston vs. Texas A&M 1:30 p.m. ESPN2

Texas vs. LSU 11 a.m. ESPN2

Played in Fort Worth, Texas

Texas Tech vs. Vanderbilt 6:30 p.m. Big 12 Now on ESPN+

Georgia State at BYU 8 p.m. Big 12 Now on ESPN+

Played in Detroit

Baylor vs. Michigan State FOX

Hoops Classic

Cincinnati vs. Dayton

Kansas at Indiana

Green Bay at Oklahoma

Played in Fort Worth, Texas (Dickies Arena)

TCU vs. Arizona State ESPNU

Played in Springfield, Mass.

West Virginia vs. UMass

Sunday, Dec. 17

Nebraska at K-State 2 p.m. Big 12 Now on ESPN+

Oral Roberts at Oklahoma State 4 p.m. Big 12 Now on ESPN+

Florida A&M at Iowa State

Monday, Dec. 18

Maine at UCF

Tuesday, Dec. 19

Merrimack at Cincinnati 6 p.m.

Wednesday, Dec. 20

Radford at West Virginia 6 p.m. Big 12 Now on ESPN+

Wofford at Oklahoma State 7 p.m. Big 12 Now on ESPN+

Played in New York City (Madison Square Garden)

Baylor vs. Duke

Jumpman Invitational

Oklahoma vs. North Carolina

Thursday, Dec. 21

Texas State at Houston 7 p.m. Big 12 Now on ESPN+

UTA at Texas Tech 1 p.m. Big 12 Now on ESPN+

Diamondhead Classic

TCU vs. Old Dominion 5 p.m. ESPNU

Played in Kansas City

Wichita State vs. K-State 7:30 p.m. Big 12 Now on ESPN+

Florida A&M at UCF

Eastern Illinois at Iowa State

Friday, Dec. 22

Mississippi Valley State at Baylor 6 p.m. Big 12 Now on ESPN+

Stetson at Cincinnati 6 p.m.

Yale at Kansas 7 p.m. Big 12 Now on ESPN+

Bellarmine at BYU 8 p.m. Big 12 Now on ESPN+

Texas A&M-Corpus Christi at Texas

Diamondhead Classic

TCU vs. TBA

Saturday, Dec. 23

Toledo at West Virginia Noon Big 12 Now on ESPN+

Sunday, Dec. 24

Diamondhead Classic

TCU vs. TBA

Thursday, Dec. 28

Sam Houston at Texas Tech 7 p.m. Big 12 Now on ESPN+

Central Arkansas at Oklahoma

Friday, Dec. 29

Evansville at Cincinnati 6 p.m.

Bethune-Cookman at UCF

UNC Greensboro at Texas

Saturday, Dec. 30

Penn at Houston

Played in Kansas City

Kansas vs. Wichita State 3 p.m. ESPN2

Played in Cleveland

West Virginia vs. Ohio State FOX 6 p.m.

Wyoming at BYU Big 12 Now on ESPN+

Sunday, Dec. 31

South Carolina State at Oklahoma State 2 p.m. Big 12 Now on ESPN+

New Hampshire at Iowa State

Monmouth at Oklahoma

JANUARY

Monday, Jan. 1

Northern Alabama at Texas Tech 1 p.m. Big 12 Now on ESPN+

Texas A&M-Commerce at TCU 3 p.m. Big 12 Now on ESPN+

UT Arlington at Texas

Tuesday, Jan. 2

Cornell at Baylor Big 12 7 p.m. Now on ESPN+

Chicago State at K-State 7 p.m. Big 12 Now on ESPN+

Wednesday, Jan. 3

Chicago State at Oklahoma State 6 p.m. Big 12 Now on ESPN+

Saturday, Jan. 6

***West Virginia at Houston 1 p.m. Big 12 Now on ESPN+**

*TCU at Kansas 1 p.m. CBS

*Baylor at Oklahoma State 2 p.m. Big 12 Now on ESPN+

*Iowa State at Oklahoma 5 p.m. Big 12 Now on ESPN+

*Texas Tech at Texas 7 p.m. ESPN2

*Cincinnati at BYU 9 p.m. ESPN2/U

*UCF at K-State TBD ESPN2/U

Tuesday, Jan. 9

***Houston at Iowa State 6 p.m. ESPN2**

*Texas at Cincinnati 6 p.m. Big 12 Now on ESPN+

*K-State at West Virginia 6 p.m. Big 12 Now on ESPN+

*Oklahoma State at Texas Tech 7 p.m. Big 12 Now on ESPN+

*BYU at Baylor 8 p.m. Big 12 Now on ESPN+

Wednesday, Jan. 10

*Kansas at UCF 6 p.m. Big 12 Now on ESPN+

*Oklahoma at TCU 8 p.m. ESPN2/U

Saturday, Jan. 13

***Houston at TCU 6 p.m. ESPN**

*Oklahoma at Kansas 1 p.m. Big 12 Now on ESPN+

*K-State at Texas Tech 3 p.m. ESPN2/U

*BYU at UCF 3 p.m. Big 12 Now on ESPN

*Texas at West Virginia 5 p.m. Big 12 Now on ESPN+

*Oklahoma State at Iowa State 5 p.m. ESPN2

*Cincinnati at Baylor 7 p.m. ESPN2

Tuesday, Jan. 16

*TCU at Cincinnati 6 p.m. Big 12 Now on ESPN+

*Baylor at K-State 7 p.m. Big 12 Now on ESPN+

*Kansas at Oklahoma State 8 p.m. ESPN

*Iowa State at BYU 8 p.m. Big 12 Now on ESPN+

Wednesday, Jan. 17

***Texas Tech at Houston 8 p.m. ESPN**

*West Virginia at Oklahoma 7 p.m. Big 12 Now on ESPN+

*UCF at Texas 7 p.m. LHN

Saturday, Jan. 20

***UCF at Houston 1 p.m. Big 12 Now on ESPN+**

*Oklahoma at Cincinnati Noon Big 12 Now on ESPN+

*Kansas at West Virginia 3 p.m. Big 12 Now on ESPN+

*Oklahoma State at K-State 6 p.m. Big 12 Now on ESPN+

*Iowa State at TCU TBD ESPN2/U

*Baylor at Texas TBD ESPN2/U

*BYU at Texas Tech TBD ESPN2/U

Monday, Jan. 22

*Cincinnati at Kansas 8 p.m. ESPN



BIG 12 COMPOSITE SCHEDULE

Tuesday, Jan. 23

* Houston at BYU	8 p.m.	Big 12 Now on ESPN+
* Texas at Oklahoma	6 p.m.	ESPN/2
* West Virginia at UCF	6 p.m.	Big 12 Now on ESPN+
* TCU at Oklahoma State	8 p.m.	ESPNU

Wednesday, Jan. 24

* K-State at Iowa State	8 p.m.	ESPN2/U
-------------------------	--------	---------

Saturday, Jan. 27

* K-State at Houston	11 a.m.	ESPN/2
* Kansas at Iowa State	12:30 p.m.	CBS
* Texas Tech at Oklahoma	1 p.m.	Big 12 Now on ESPN+
* Texas at BYU	1 p.m.	ESPN/2
* West Virginia at Oklahoma State	1 p.m.	Big 12 Now on ESPN+
* TCU at Baylor	3 p.m.	ESPN2
* UCF at Cincinnati	6 p.m.	Big 12 Now on ESPN+

Monday, Jan. 29

* Houston at Texas	8 p.m.	ESPN
--------------------	--------	------

Tuesday, Jan. 30

* Texas Tech at TCU	6 p.m.	ESPN2
* Oklahoma at K-State	7 p.m.	Big 12 Now on ESPN+
* Oklahoma State at Kansas	8 p.m.	ESPN

Wednesday, Jan. 31

* Baylor at UCF	6 p.m.	Big 12 Now on ESPN+
* Cincinnati at West Virginia	6 p.m.	Big 12 Now on ESPN+

FEBRUARY

Saturday, Feb. 3

* Houston at Kansas	3 p.m.	ESPN
* K-State at Oklahoma State	1 p.m.	Big 12 Now on ESPN+
* Texas at TCU	1 p.m.	ESPN/2
* Oklahoma at UCF	3 p.m.	Big 12 Now on ESPN+
* Cincinnati at Texas Tech	5 p.m.	Big 12 Now on ESPN+
* BYU at West Virginia	5 p.m.	Big 12 Now on ESPN+
* Iowa State at Baylor	7 p.m.	ESPN2

Monday, Feb. 5

* Kansas at K-State	8 p.m.	ESPN
---------------------	--------	------

Tuesday, Feb. 6

* Oklahoma State at Houston	6 p.m.	ESPN/2
* Iowa State at Texas	7 p.m.	LHN
* BYU at Oklahoma	7 p.m.	Big 12 Now on ESPN+
* Texas Tech at Baylor	8 p.m.	ESPN2

Saturday, Feb. 10

* Houston at Cincinnati	3 p.m.	ESPN/2
* TCU at Iowa State	1 p.m.	ESPN/2
* West Virginia at Texas	2 p.m.	LHN
* UCF at Texas Tech	3 p.m.	Big 12 Now on ESPN+
* Baylor at Kansas	5 p.m.	ESPN
* Oklahoma State at Oklahoma	6 p.m.	Big 12 Now on ESPN+
* K-State at BYU	9 p.m.	ESPN2/U

Monday, Feb. 12

* West Virginia at TCU	7 p.m.	Big 12 Now on ESPN+
* Kansas at Texas Tech	8 p.m.	ESPN

Tuesday, Feb. 13

* Iowa State at Cincinnati	6 p.m.	ESPN2/U
* UCF at BYU	8 p.m.	Big 12 Now on ESPN+
* Oklahoma at Baylor	8 p.m.	ESPN2/U

Saturday, Feb. 17

* Texas at Houston	Noon	CBS
* Texas Tech at Iowa State	11 a.m.	Big 12 Now on ESPN+
* TCU at K-State	11 a.m.	ESPN/2/U
* BYU at Oklahoma State	1 p.m.	Big 12 Now on ESPN+
* Kansas at Oklahoma	3 p.m.	ESPN
* Cincinnati at UCF	3 p.m.	Big 12 Now on ESPN+
* Baylor at West Virginia	5 p.m.	ESPN2

Monday, Feb. 19

* Iowa State at Houston	6 p.m.	ESPNU
* K-State at Texas	8 p.m.	ESPN

Tuesday, Feb. 20

* UCF at West Virginia	6 p.m.	ESPN2/U
* TCU at Texas Tech	8 p.m.	ESPN2/U
* Baylor at BYU	8 p.m.	ESPN2/U

Wednesday, Feb. 21

* Oklahoma State at Cincinnati	6 p.m.	Big 12 Now on ESPN+
--------------------------------	--------	---------------------

Saturday, Feb. 24

* Houston at Baylor	11 a.m.	CBS
* West Virginia at Iowa State	1 p.m.	ESPN/2
* BYU at K-State	1 p.m.	Big 12 Now on ESPN+
* Cincinnati at TCU	2 p.m.	Big 12 Now on ESPN+
* Oklahoma at Oklahoma State	3 p.m.	ESPN/2
* Texas Tech at UCF	3 p.m.	Big 12 Now on ESPN+
* Texas at Kansas	5 p.m.	ESPN

Monday, Feb. 26

* West Virginia at K-State	6 p.m.	ESPNU
* Baylor at TCU	8 p.m.	ESPN

Tuesday, Feb. 27

* Cincinnati at Houston	6 p.m.	ESPN2/U
* BYU at Kansas	7 p.m.	Big 12 Now on ESPN+
* Texas at Texas Tech	8 p.m.	ESPN2/U

POSTSEASON

Tuesday-Saturday, March 12-16

Phillips 66 Big 12 Championship
(T-Mobile Center • Kansas City, Mo.)

Tuesday-Wednesday, March 19-20

NCAA Tournament First Four
(UD Arena • Dayton, Ohio)

Thursday-Sunday, March 21-24

NCAA Tournament First/Second Rounds

March 21 & 23

Spectrum Center (Charlotte / Charlotte, N.C.)
CHI Health Center (Creighton / Omaha, Neb.)
PPG Paints Arena (Dukesne / Pittsburgh)
Vivint Smart Home Arena (Utah / Salt Lake City)

March 22 & 24

Barclays Center (Atlantic 10 Conference / Brooklyn, N.Y.)
Gainbridge Fieldhouse (IUPUI / Horizon League / Indianapolis)
Spokane Veterans Memorial Arena (Idaho / Spokane, Wash.)
FedExForum (Memphis / Memphis, Tenn.)

Thursday-Sunday, March 28-30

NCAA Tournament Regionals

March 28 & 30

• East – TD Garden (Boston College / Boston)
• West – Crypto.com Arena (Pepperdine / Los Angeles)

March 29 & 31

• South – American Airlines Center (Big 12 Conference / Dallas)
• Midwest – Little Caesars Arena (Detroit Mercy / Detroit)

Saturday, April 6

NCAA Tournament Final Four
State Farm Stadium (Arizona State / Phoenix)

Monday, April 4

NCAA Tournament National Championship Game
State Farm Stadium (Arizona State / Phoenix)

NO
ONE
COVERS
THE
COURT
LIKE

UHCougars.com



PHOTOS | SCHEDULES | SCORES | LIVE | GAME STATS | HIGHLIGHTS



OPPONENTS' INFORMATION

*Coaches' records are listed
with current school unless noted*

BIG 12 CONFERENCE

MBB Contact: Joni James Lehmann
E-Mail: Joni@Big12Sports.com
Office: (469) 524-1022
Cell: (214) 263-7749
Web Site: Big12Sports.com

BAYLOR BEARS

Head Coach: Scott Drew (Butler '93)
Career Record: 440-244 (21 yrs.)
Record at BU: 420-233 (20 yrs.)
Other: 20-11 (Valparaiso, 2002-03)
Arena (Capacity): Ferrell Center (10,284)
Basketball SID: Matt Roberts
E-Mail: WM_Roberts@baylor.edu
Cell: (254) 227-2280
Web Site: BaylorBears.com
Houston vs. Baylor: Houston leads 38-16
Kelvin Sampson vs. Baylor: 22-1
Kelvin Sampson vs. Scott Drew: 6-1
Scott Drew vs. Houston: 1-0

BYU COUGARS

Head Coach: Mark Pope (Kentucky '96)
Career Record: 164-97 (8 yrs.)
Record at BYU: 87-41 (4 yrs.)
Other: 77-56 (Utah Valley, 2015-19)
Arena (Capacity): Marriott Center (18,987)
Basketball SID: Tyson Jex
E-Mail: tyson_jex@byu.edu
Cell: (254) 227-2280
Web Site: BYUCougars.com
Houston vs. BYU: Houston leads 5-3
Kelvin Sampson vs. Baylor: 1-2
(1-1 with Houston; 0-1 with Oklahoma)
Kelvin Sampson vs. Mark Pope: 0-1
Mark Pope vs. Houston: 1-0

CINCINNATI BEARCATS

Head Coach: Wes Miller (North Carolina '07)
Career Record: 226-163 (12 yrs.)
Record at UC: 41-28 (2 yrs.)
Other: 185-135 (UNC Greensboro, 2011-21)
Arena (Capacity): Fifth Third Arena (12,012)
Basketball SID: David Cohen
E-Mail: David.Cohen@uc.edu
Cell: (817) 739-6585
Web Site: UCBearcats.com
Houston vs. Cincinnati: Cincinnati leads 33-14
Kelvin Sampson vs. Cincinnati: 13-11
(13-9 with Houston; 0-2 with Oklahoma)
Kelvin Sampson vs. Wes Miller: 6-0
Wes Miller vs. Houston: 0-6

DAYTON FLYERS

Head Coach: Anthony Grant (Dayton '87)
Career Record: 317-173 (15 yrs.)
Record at UD: 124-64 (6 yrs.)
Other: 76-25 (VCU, 2006-09); 117-84 (Alabama, 2009-15)
Arena (Capacity): UD Arena (13,435)
Basketball SID: Doug Hauschild
E-Mail: dhauschild1@udayton.edu
Cell: (937) 272-4503
Web Site: DaytonFlyers.com
Houston vs. Dayton: Houston leads 4-3
Kelvin Sampson vs. Dayton: First meeting
Kelvin Sampson vs. Anthony Grant: First meeting
Anthony Grant vs. Houston: 2-0
(2-0 with VCU)

IOWA STATE CYCLONES

Head Coach: T.J. Otzelberger (Wisconsin-Whitewater '01)
Career Record: 140-90 (7 yrs.)
Record at ISU: 41-27 (2 yrs.)
Other: 29-30 (UNLV, 2019-21);
70-33 (South Dakota State (2016-19)
Arena (Capacity): Hilton Coliseum (14,267)
Basketball SID: Ryan Workman
E-Mail: rworkman@iastate.edu
Cell: (701) 809-6597
Web Site: Cyclones.com
Houston vs. Iowa State: Series tied 3-3
Kelvin Sampson vs. Iowa State: 9-6
(9-6 with Oklahoma)
Kelvin Sampson vs. T.J. Otzelberger: First meeting
T.J. Otzelberger vs. Houston: First meeting

JACKSON STATE TIGERS

Head Coach: Mo Williams (Alabama '03)
Career Record: 28-54 (3 yrs.)
Record at JSU: 14-19 (1 yr.)
Other: 14-35 (Alabama State, 2020-22)
Arena (Capacity): Lee E. Williams Athletics
and Assembly Center (8,000)
Basketball SID: TBA
E-Mail: TBA
Cell: TBA
Web Site: GoJSUTigers.com
Houston vs. Jackson State: First meeting
Kelvin Sampson vs. Jackson State: 5-0
(4-0 with Oklahoma; 1-0 with Washington State)
Kelvin Sampson vs. Mo Williams: First meeting
Mo Williams vs. Houston: First meeting

KANSAS JAYHAWKS

Head Coach: Bill Self (Oklahoma State '85)
Career Record: 787-237 (30 yrs.)
Record at KU: 580-132 (20 yrs.)
Other: 78-24 (Illinois, 2000-03);
74-27 (Tulsa, 1997-00); 78-24 (Oral Roberts, 1993-97)
Arena (Capacity): Allen Fieldhouse (16,300)
Basketball SID: Chris Theisen
E-Mail: theisen@ku.edu
Cell: (785) 331-9356
Web Site: KUAthletics.com
Houston vs. Kansas: Kansas leads 5-2
Kelvin Sampson vs. Kansas: 6-11
(6-11 with Oklahoma)
Kelvin Sampson vs. Bill Self: 3-2
(1-2 with Oklahoma vs. Self [Kansas];
1-0 with Oklahoma vs. Self [Oral Roberts])
Bill Self vs. Houston: 0-1
(0-1 with Tulsa)

KANSAS STATE WILDCATS

Head Coach: Jerome Tang (Charter Oak State College '07)
Career Record: 28-10 (1+ yr.)
Record at KSU: 26-10 (1 yr.)
Other: 2-0 (Baylor, 2012-13)
Arena (Capacity): Bramlage Coliseum (11,000)
Basketball SID: Tom Gilbert
E-Mail: tgilbert@kstatesports.com
Cell: (785) 587-7868
Web Site: KStateSports.com
Houston vs. Kansas State: Kansas State leads 5-3
Kelvin Sampson vs. Kansas State: 11-4
(11-4 with Oklahoma)
Kelvin Sampson vs. Jerome Tang: First meeting
Jerome Tang vs. Houston: First meeting

LSU TIGERS

Head Coach: Matt McMahon (Appalachian State '00)
Career Record: 168-86 (8 yrs.)
Record at LSU: 14-19 (1 yr.)
Other: 154-67 (Murray State, 2015-22)
Arena (Capacity): Pete Maravich Assembly Center (13,215)
Basketball SID: Kent Lowe
E-Mail: clowe@lsu.edu
Cell: (225) 241-4360
Web Site: LSUSports.net.com
Houston vs. LSU: Houston leads 11-9
Kelvin Sampson vs. LSU: 3-2
Kelvin Sampson vs. Matt McMahon: First meeting
Matt McMahon vs. Houston: 0-1
(0-1 with Murray State)

MONTANA GRIZZLIES

Head Coach: Travis DeCuire (Montana '94)
Career Record: 177-112 (9 yrs.)
Record at Montana: 177-112 (9 yrs.)
Arena (Capacity): Dahlberg Arena (7,500)
Basketball SID: Jackson Wagner
E-Mail: jackson.wagner@mso.umt.edu
Cell: (406) 370-4727
Web Site: GoGriz.com
Houston vs. Montana: Houston leads 1-0
Kelvin Sampson vs. Montana: First meeting
Kelvin Sampson vs. Travis DeCuire: First meeting
Travis DeCuire vs. Houston: First meeting

NORTH TEXAS MEAN GREEN

Head Coach: Ross Hodge (Texas A&M-Commerce '03)
Career Record: First year
Record at UNT: First year
Arena (Capacity): Super Pit (10,500)
Basketball SID: Luke Della
E-Mail: Luke.Della@uht.edu
Cell: (510) 725-2130
Web Site: MeanGreenSports.com
Houston vs. North Texas: Houston leads 30-5
Kelvin Sampson vs. North Texas: 2-0
(2-0 with Oklahoma)
Kelvin Sampson vs. Ross Hodge: First meeting
Ross Hodge vs. Houston: First meeting

OKLAHOMA SOONERS

Head Coach: Porter Moser (Creighton '90)
Career Record: 327-275 (19 yrs.)
Record at OU: 34-33 (2 yrs.)
Other: 188-141 (Loyola Chicago, 2011-21);
51-67 (Illinois State, 2003-07);
54-34 (Little Rock, 2000-03)
Arena (Capacity): Lloyd Noble Center (11,562)
Basketball SID: Brent Beerends
E-Mail: beerends@ou.edu
Cell: (405) 738-7754
Web Site: SoonerSpots.com
Houston vs. Oklahoma: Oklahoma leads 2-1
Kelvin Sampson vs. Oklahoma: First meeting
Kelvin Sampson vs. Porter Moser: First meeting
Porter Moser vs. Houston: First meeting

OKLAHOMA STATE COWBOYS

Head Coach: Mike Boynton (South Carolina '04)
Career Record: 107-89 (6 yrs.)
Record at OSU: 107-89 (6 yrs.)
Arena (Capacity): Gallagher-Iba Arena (13,611)
Basketball SID: Bryan Holmgren
E-Mail: bryan.holmgren@okstate.edu
Cell: (316) 841-6206
Web Site: OKState.com
Houston vs. Oklahoma State: Oklahoma State leads 13-9
Kelvin Sampson vs. Oklahoma State: 14-15
(2-1 with Houston; 12-14 with Oklahoma)
Kelvin Sampson vs. Mike Boynton: 2-1
Mike Boynton vs. Houston: 1-2

PENN QUAKERS

Head Coach: Steve Donahue (Ursinus '84)
Career Record: 312-307 (21 yrs.)
Record at Penn: 112-93 (7 yrs.)
Other: 54-76 (Boston College, 2010-14);
146-138 (Cornell, 2000-10)
Arena (Capacity): The Palestra (8,722)
Basketball SID: Mike Mahoney
E-Mail: mahoneyw@upenn.edu
Cell: (267) 278-7795
Web Site: PennAthletics.com
Houston vs. Penn: First meeting
Kelvin Sampson vs. Penn: First meeting
Kelvin Sampson vs. Steve Donahue: First meeting
Steve Donahue vs. Houston: First meeting

RICE OWLS

Head Coach: Scott Pera (Penn State Harrisburg '89)
Career Record: 85-106 (6 yrs.)
Record at RU: 85-106 (6 yrs.)
Arena (Capacity): Tudor Fieldhouse (5,208)
Basketball SID: Tim Andrzejewski
E-Mail: tra3@rice.edu
Cell: 662-312-7663
Web Site: RiceOwls.com
Houston vs. Rice: Houston leads 64-18
Kelvin Sampson vs. Rice: 4-0
Kelvin Sampson vs. Scott Pera: 3-0
Scott Pera vs. Houston: 0-3

ST. JOHN'S RED STORM

Head Coach: Rick Pitino (UMass '74)
Career Record: 711-290 (35 yrs.)
Record at SJU: First year
Other: 64-22 (Iona, 2020-23);
293-140 (Louisville, 2001-17);
219-50 (Kentucky, 1989-97);
42-23 (Providence, 1985-87);
91-51 (Boston, 1978-83);
2-4 (Hawaii, 1975-76)
Arena (Capacity): Carnesecca Arena (5,602);
Madison Square Garden (19,812)
Basketball SID: Stephen Dombroski
E-Mail: dombross@stjohns.edu
Cell: (518) 928-6103
Web Site: RedStormSports.com
Houston vs. St. John's: St. John's leads 1-0
Kelvin Sampson vs. St. John's: First meeting
Kelvin Sampson vs. Rick Pitino: First meeting
Rick Pitino vs. Houston: 1-5
(1-5 with Louisville)

STETSON HATTERS

Head Coach: Donnie Jones (Pikeville '88)
Career Record: 211-194 (13 yrs.)
Record at SU: 56-65 (4 yrs.)
Other: 100-88 (UCF, 2010-16);
55-41 (Marshall, 2007-10)
Arena (Capacity): Edmunds Center (4,000)
Basketball SID: Nob Savard
E-Mail: nsavard@stetson.edu
Cell: (386) 822-8131
Web Site: GoHatters.com
Houston vs. Stetson: Houston leads 1-0
Kelvin Sampson vs. Stetson: First meeting
Kelvin Sampson vs. Donnie Jones: 2-2
Donnie Jones vs. Houston: 6-6
(5-4 with UCF; 1-2 with Marshall)

OPPONENTS' INFORMATION

TCU HORNED FROGS

Head Coach: Jamie Dixon (TCU '87)
Career Record: 467-220 (20 yrs.)
Record at TCU: 139-97 (7 yrs.)
Other: 328-123 (Pittsburgh, 2003-16)
Arena (Capacity): Ed and Marie Schollmaier Arena (6,800)
Basketball SID: Steven Schoon
E-Mail: s.schoon@tcu.edu
Cell: (620) 218-1693
Web Site: GoFrogs.com
Houston vs. TCU: Houston leads 48-25
Kelvin Sampson vs. TCU: First meeting
Kelvin Sampson vs. Jamie Dixon: First meeting
Jamie Dixon vs. Houston: First meeting

TEXAS LONGHORNS

Head Coach: Rodney Terry (St. Edward's '90)
Career Record: 185-164 (11 yrs.)
Record at UT: 22-8 (1 yr.)
Other: 37-48 (UTEP, 2018-21); 126-108 (Fresno State, 2011-18)
Arena (Capacity): Moody Center (10,000)
Basketball SID: Scott McConnell
E-Mail: sm@utexas.edu
Cell: (512) 748-9313
Web Site: TexasSports.com
Houston vs. Texas: Series tied 32-32
Kelvin Sampson vs. Texas: 18-9
Kelvin Sampson vs. Rodney Terry: 1-0 (1-0 with Houston vs. Terry [UTEP])
Rodney Terry vs. Houston: 0-1 (0-1 with UTEP)

TEXAS A&M AGGIES

Head Coach: Buzz Williams (Oklahoma City '94)
Career Record: 327-202 (16 yrs.)
Record at TAMU: 74-47 (4 yrs.)
Other: 100-69 (Virginia Tech, 2014-19); 139-69 (Marquette, 2008-14); 14-17 (New Orleans, 2006-07)
Arena (Capacity): Reed Arena (12,989)
Basketball SID: Brad Marquardt
E-Mail: marquardt@athletics.tamu.edu
Cell: (979) 229-8651
Web Site: 12thMan.com
Houston vs. TAMU: Houston leads 53-32
Kelvin Sampson vs. TAMU: 20-1 (20-1 with Oklahoma)
Kelvin Sampson vs. Buzz Williams: First meeting
Buzz Williams vs. Houston: First meeting

TEXAS A&M-CORPUS CHRISTI ISLANDERS

Head Coach: Jim Shaw (Grinnell [Iowa] College '03)
Career Record: First year
Record at TAMUCC: First year
Arena (Capacity): American Bank Center (7,000)
Basketball SID: Robbie Kleinmuntz
E-Mail: robbie.kleinmuntz@tamucc.edu
Office: (361) 825-3410
Web Site: Golslanders.com
Houston vs. TAMUCC: Houston leads 7-1
Kelvin Sampson vs. TAMUCC: First meeting
Kelvin Sampson vs. Jim Shaw: First meeting
Jim Shaw vs. Houston: First meeting

TEXAS STATE BOBCATS

Head Coach: Terrence Johnson
Career Record: 55-34 (3 yrs.)
Record at TSU: 55-34 (3 yrs.)
Arena (Capacity): Strahan Arena (10,000)
Basketball SID: Phillip Pongratz
E-Mail: pdp30@txstate.edu
Cell: (931) 446-4001
Web Site: TXStateBobcats.com
Houston vs. Texas State: Houston leads 14-2
Kelvin Sampson vs. Texas State: 4-0 (2-0 with Houston; 2-0 with Oklahoma)
Kelvin Sampson vs. Terrence Johnson: 1-0
Terrence Johnson vs. Houston: 0-1

TEXAS TECH RED RAIDERS

Head Coach: Grant McCasland (Baylor '99)
Career Record: 211-89 (9 yrs.)
Record at TTU: First year
Other: 20-12 (Arkansas State, 2016-17); 56-12 (Midwestern State, 2009-11)
Arena (Capacity): United Supermarket Arena (15,000)
Basketball SID: Wes Bloomquist
E-Mail: wes.bloomquist@ttu.edu
Cell: (512) 966-6971
Web Site: TexasTech.com
Houston vs. Texas Tech: Houston leads 29-27
Kelvin Sampson vs. Texas Tech: 18-7
Kelvin Sampson vs. Grant McCasland: First meeting
Grant McCasland vs. Houston: First meeting

TOWSON TIGERS

Head Coach: Pat Skerry (Tufts '92)
Career Record: 217-210 (14 yrs.)
Record at Towson: 193-185 (12 yrs.)
Arena (Capacity): SECU Arena (5,200)
Basketball SID: David Castellanos
E-Mail: dcastellanos@towson.edu
Cell: (717) 887-8229
Web Site: TowsonTigers.com
Houston vs. Towson: First meeting
Kelvin Sampson vs. Towson: First meeting
Kelvin Sampson vs. Pat Skerry: First meeting
Pat Skerry vs. Houston: First meeting

UCF KNIGHTS

Head Coach: Johnny Dawkins (Duke '86)
Career Record: 287-202 (15 yrs.)
Record at UCF: 131-87 (7 yrs.)
Arena (Capacity): CFE Arena (10,000)
Basketball SID: Ken Landis
E-Mail: klandis@athletics.ucf.edu
Cell: (954) 531-4322
Web Site: UCFKnights.com
Houston vs. UCF: Houston leads 22-11
Kelvin Sampson vs. UCF: 13-4
Kelvin Sampson vs. Johnny Dawkins: 11-2
Johnny Dawkins vs. Houston: 3-11 (2-11 with UCF; 1-0 with Stanford)

ULM WARHAWKS

Head Coach: Keith Richard (ULM '82)
Career Record: 302-369 (22 yrs.)
Record at ULM: 152-252 (13 yrs.)
Arena (Capacity): Fant-Ewing Coliseum (7,000)
Basketball SID: Mike Hammett
E-Mail: mhammett@ulm.edu
Cell: (785) 713-2048
Web Site: ULMWarhawks.com
Houston vs. ULM: Houston leads 3-2
Kelvin Sampson vs. ULM: 3-0 (1-0 with Houston; 2-0 with Oklahoma)
Kelvin Sampson vs. Keith Richard: 2-0 (1-0 with Houston vs. Richard [ULM]; 1-0 with Oklahoma vs. Richard [LT])
Keith Richard vs. Houston: 0-1

UTAH UTES

Head Coach: Craig Smith (North Dakota '96)
Career Record: 253-143 (12 yrs.)
Record at Utah: 28-35 (2 yrs.)
Other: 28-35 (Utah State, 2018-21); 79-55 (South Dakota, 2014-18); 72-29 (Mayville State, 2004-07)
Arena (Capacity): Jon M. JHuntsman Center (15,000)
Basketball SID: John Vu
E-Mail: jvu@huntsman.utah.edu
Cell: (714) 728-9163
Web Site: UtahUtes.com
Houston vs. Utah: Houston leads 1-0
Kelvin Sampson vs. Utah: 0-1 (0-1 with Oklahoma)
Kelvin Sampson vs. Craig Smith: 2-0 (1-0 with Houston vs. Smith [USU]; 1-0 with Houston vs. Smith [USD])
Craig Smith vs. Houston: 0-2 (0-1 with South Dakota; 0-1 with Utah State)

WEST VIRGINIA MOUNTAINEERS

Head Coach: Josh Eilert (Kansas '04)
Career Record: First year
Record at WVU: First year
Arena (Capacity): WVU Coliseum (14,000)
Basketball SID: Bryan Messerly
E-Mail: Bryan.Messerly@mail.wvu.edu
Office: (304) 293-2821
Web Site: WVUSports.com
Houston vs. WVU: First meeting
Kelvin Sampson vs. WVU: 0-1 (0-1 with Oklahoma)
Kelvin Sampson vs. Scott Eilert: First meeting
Josh Eilert vs. Houston: First meeting

XAVIER MUSKETEERS

Head Coach: Sean Miller (Pittsburgh '92)
Career Record: 399-166 (18 yrs.)
Record at XU: 147-57 (6 yrs.)
Other: 252-109 (Arizona, 2009-21)
Arena (Capacity): Cintas Center (10,224)
Basketball SID: Tom Eiser
E-Mail: eiser@xavier.edu
Cell: (513) 382-5565
Web Site: GoXavier.com
Houston vs. XU: Houston leads 2-0
Kelvin Sampson vs. Xavier: 1-1 (0-1 with Indiana; 1-0 with Oklahoma)
Kelvin Sampson vs. Sean Miller: 1-0 (1-0 with Indiana vs. Miller [Xavier])
Sean Miller vs. Houston: First meeting

SOCIAL MEDIA

FOLLOW THE COUGARS



UHCOUGARMBK

#ForTheCity

#GoCougs



FOOTBALL

UHCOUGARFB

BASEBALL

UHCOUGARBB

W. BASKETBALL

UHCOUGARWBB

M. GOLF

UHCOUGARMGOLF

W. GOLF

UHCOUGARWGOLF

SOCCER

UHCOUGARSOC

SOFTBALL

UHCOUGARSB

SWIMMING & DIVING

UHCOUGARSWIM

TENNIS

UHCOUGARTENNIS

TRACK & FIELD / XC

UHCOUGARTF

VOLLEYBALL

UHCOUGARVB



2023-24 HOUSTON MEN'S BASKETBALL

2023-24 COUGARS

Preseason Notebook.....	18-19
Terrance Arceneaux	20-21
Ryan Elvin	22-23
Ja'Vier Francis	24-25
J'Wan Roberts	26-27
Emanuel Sharp.....	28-29
Jamal Shead	30-32
Ramon Walker Jr.	34-35
Mylik Wilson	36-37
L.J. Cryer.....	38-39
Damian Dunn.....	40-41
Cedric Lath / Kordelius Jefferson	42
Jacob McFarland / Joseph Tugler	43
TV/Radio Roster	44



2022-23 PRESEASON NOTEBOOK

LEADING RETURNERS

Table with 3 columns: Category, No., Player. Rows include Games Started, Games Played, Minutes, Scoring Avg., Field Goal Pct., 3-Pointers Made, 3-Point Field Goal Pct., Free Throw Pct., Rebounding Avg., Assists, Blocked Shots, Steals.

PERCENTAGES RETURNING

Table with 4 columns: Category, '22-23, Return, %Ret. Rows include Points, Rebounds, 3-Point FGs, Free Throws Made, Assists, Blocks, Steals.

2023-24 SCHEDULE

Schedule table with columns: Date, Opponent, Time. Includes exhibition games, regular season games, and NCAA Tournament games.

All times and dates are Central and subject to change. Home games listed in BOLD CAPS

READY for 2022-23

- After advancing to the NCAA Tournament Sweet 16 or farther for the fourth straight season in 2023, the Cougars open the 2023-24 season to start a new era in University of Houston Athletics history.
Two starters and six letterwinners return from the Cougars' 2022-23 team, which posted a 33-4 overall record for its second straight 30-win season, captured the American Athletic Conference regular-season title for the fourth time in the last five years.
Head Coach Kelvin Sampson enters his 10th season at the head of the Houston bench.

CAP and GOWN

- Two Cougars on the 2023-24 roster have already received their bachelor's degrees from the University of Houston in 2023.
Guard Ryan Elvin received his bachelor's degree in sports administration while forward J'Wan Roberts is expected to earn his degree in health in Summer 2023.
Elvin will study business in graduate school while Roberts will do post baccalaureate work at UH during the 2023-24 season.

HOUSTON to JOIN BIG 12

- In 2023-24, the Cougars will compete as members of the Big 12 Conference for the first time in school history.
On Sept. 9, 2021, the University of Houston accepted an invitation to join the Big 12 Conference.
Cougars joined with BYU, Cincinnati and UCF to become part of the league. Houston will compete against current Big 12 members Baylor, Iowa State, Kansas, Kansas State, Oklahoma State, TCU, Texas Tech and West Virginia.
This will be the seventh conference in which Houston Athletics will compete. Previous conference membership includes American Athletic (2013-23); Conference USA (1996-2013); Southwest Conference (1973-96); Missouri Valley (1950-60); Gulf Coast (1949-50) and Lone Star (1945-49). Houston competed as an independent from 1960- to 1973.

LOOKING for SIX STRAIGHT

- Houston will be looking to extend its record-setting NCAA Tournament streak in 2023-24.
Entering the 2023-24 season, the Cougars have competed in five consecutive NCAA Tournaments (2023 Sweet 16, 2022 Elite Eight, 2021 Final Four, 2019 Sweet 16, 2018 Second Round) (The 2020 Tournament was not held due to the COVID-19 pandemic).
In a program history which features 24 NCAA Tournament berths and six NCAA Final Four appearances, Houston has never competed in six straight NCAA Tournaments.
The Cougars have competed in 4+ straight NCAA Tournaments five times during the program's history: 2018 to present; 1981 to 1984; 1970 to 1973 and 1965 to 1968.

COACH KELVIN SAMPSON

- Head Coach Kelvin Sampson begins his 10th season at the head of the Houston bench in 2023-24.
In nine seasons with the Cougars, Sampson has transformed Houston into one of the nation's elite programs.
Sampson stands as Houston's second-winningest coach in program history (trailing only Hall of Fame Coach Guy V. Lewis) and enters the 2023-24 campaign with a 232-74 record with the Cougars and a 732-344 overall mark. He also ranks as the second most-tenured coach in program history, trailing only Lewis.
After leading the Cougars to a 33-4 record in 2022-23 for the program's second straight 30-win season, Sampson was named the American Athletic Conference Coach of the Year for the fourth time in the last six seasons.
He is the only coach in program history to lead the Cougars to five, six, seven and eight consecutive 20-win seasons and joins Lewis as the only coaches to lead the program to three 30-wins seasons in their careers.

STAFF CHANGES

- As the Cougars prepare for the 2023-24 season, fans will see changes on the bench.

- In June 2023, Head Coach Kelvin Sampson signed a new contract which made him one of the nation's top paid coaches.
Assistant Coach Kellen Sampson's new signed contract formalized the coaching succession plan upon the elder Sampson's departure from the program with Kellen Sampson being designated head coach-in-waiting on the Houston staff.
Quannas White was elevated to associate head coach in mid-June 2023 after serving for the previous five seasons as assistant coach.
K.C. Beard will work as assistant coach while Hollis Price will serve as special assistant to the head coach. Beard last served as assistant coach during the 2021-22 season.

HOME SWEET HOME

- For the sixth straight season, the beautiful Fertitta Center will be the Cougars' home.
A year ago, the Cougars posted a 16-2 record inside the Fertitta Center.
Since 2015-16, Houston has posted a 122-14 home record, including a 76-6 mark inside the Fertitta Center.
Houston sold out all 18 home games in 2022-23, averaging 7,450 fans in the 7,035-seat Fertitta Center. The Cougars have sold out their last 21 home games, entering the 2023-24 season.

PICKING UP WHERE HE LEFT

- Point guard Jamal Shead returns for his senior season in 2023-24 as one of the team's most experienced leaders.
A year ago, Shead led the Cougars with 200 assists. It was the second straight season in which Shead dished out 200+ assists. He joined Houston great Reid Gettys (1981-85) as the only Cougars in program history to record multiple 200-assist seasons during their careers.
In addition to his offensive prowess, Shead also led Houston with 63 assists and was recognized as the American Athletic Conference Defensive Player of the Year. He also earned a place on the league's All-Conference Second Team.
With his play in 2022-23, Shead found himself in rare company.
He was one of only 10 players to rank among the nation's Top-30 leaders in both assists per game and assist-turnover ratio.

FROM the FLOOR

- Junior forward J'Wan Roberts emerged as one of the Cougars' and the American Athletic Conference's frontcourt leaders in 2022-23.
The St. Thomas, U.S. Virgin Islands, native led the Cougars and the American Athletic Conference with a 61.2 percentage (146-of-352) from the floor in 2022-23.
Roberts connected on at least 50.0 percent in all but eight games in 2022-23.
Averaging 10.0 points and a team-best 7.7 rebounds per game, Roberts was named the American Athletic Conference Most Improved Player of the Year and earned a place on the league's All-Conference Second Team.

SHARP SHOOTER

- A year after showing Houston fans signs of a promising future, guard Emanuel Sharp returns for his sophomore season in 2023-24.

In 2022-23, Sharp averaged 5.9 points and 2.2 rebounds per game. The Tampa, Fla., native also connected on 34.7 percent (43-of-124) of his 3-point attempts to record the third-most treys among the Cougars.

Sharp drained six 3-pointers in the Cougars' home win over McNeese inside the Fertitta Center on Dec. 21, 2022.

His total tied with Marcus Sasser (vs. Houston Christian, Nov. 26, 2019) and Damon Jones (at Arizona, Dec. 3, 1994) as the second-most treys by a freshman in Houston single-game history and trailed only Lamar Roberson's seven 3-pointers against Florida Tech on Nov. 22, 2005.

With his stellar play, Sharp earned a place on the American Athletic Conference All-Freshman Team.

WINNINGEST TEXAS NCAA DIVISION I TEAMS since 2015-16 (entering 2023-24 season)

Table with 4 columns: Rk., School, W-L, Pct. Lists top performing Texas NCAA Division I teams.

2023-24 COUGARS



2022-23 PRESEASON NOTEBOOK

T-ARCE

• Guard **Terrance Arceneaux** returns for his sophomore campaign in 2023-24 after an award-winning season.

• The Beaumont, Texas, native competed in 34 games a year ago with his first collegiate start against Memphis in The American Championship Title Game

• Arceneaux averaged 3.7 points and 2.5 rebounds per game and earned a place on the American Athletic Conference All-Freshman Team in 2022-23.

• He posted three double-digit scoring performances in his first collegiate season, including a 15-point, 5-rebound performance at rv/rv Oregon, on 6-of-11 shooting from the field.

WELCOME BACK, RAMON

• Guard **Ramon Walker Jr.** competed in the first 10 games of the 2022-23 season before sitting out the remainder of the year.

• He will compete as a junior during the 2023-24 campaign.

• The Pearland, Texas, native averaged 2.9 points and 2.5 rebounds per game before being sidelined. He scored a season-high nine points with four rebounds in the Cougars' win over Saint Joseph's at the Veterans Classic in Annapolis, Md.

• Averaged 3.2 points and 2.7 rebounds per game as a freshman in 2021-22... Made a culture play of year in double-overtime win at Wichita State (Feb. 20, 2022), diving for a loose rebound to set up a score for the Cougars.

• Scored 13 points with three rebounds in the first start of his career at Temple (Jan. 2, 2022)

• Is the son of former Houston Texas defensive back (2002-05) Ramon Walker.

FAN FAVORITE

• Fertitta Center fan favorite guard **Ryan Elvin** returns for his senior campaign in 2023-24.

• A year ago, Elvin competed in 15 games, averaging 1.5 points and 0.3 rebounds per game.

• Elvin scored season highs of five points in home wins against Tulsa (Feb. 8, 2023), North Florida (Dec. 6, 2022) and Norfolk State (Nov. 29, 2022).

• The Round Rock, Texas, native earned his bachelor's degree in sports administration from the University of Houston in 2022-23 and was named to the American Athletic Conference All-Academic Team for the third consecutive season.

• Will compete as a walk-on for the fourth straight season in 2022-23.

RETURNING REDSHIRTS

• The Cougars will welcome the return of two redshirts in 2023-24.

• Redshirt freshman center **Cedric Lath** joined the Cougars at the semester break in January 2023. Although he practice regularly with the team, the Abidjan, Ivory Coast, native did not compete in any games.

WINNINGEST NCAA DIVISION I TEAMS since 2017-18 (entering 2023-24 season)

Rk.	School	Last 6 Years	Last 5 Years (Rk.)	Last 4-Years (Rk.)	Last 3-Years (Rk.)	2022-23	2021-22	2020-21	2019-20	2018-19	2017-18
1.	Gonzaga	186-22	154-17 (1)	121-13 (1)	90-11 (2)	31-6	28-4	31-1	31-2	33-4	32-5
2.	Houston	176-34	149-26 (2)	116-22 (2)	93-14 (1)	33-4	32-6	28-4	23-8	33-4	27-8
3.	Kansas	168-44	137-36 (3)	111-26 (3)	83-23 (3)	28-8	34-6	21-9	28-3	26-10	31-8
4.	Duke	158-47	129-39 (t5)	97-33 (9)	72-27 (t10)	27-9	32-7	13-11	25-6	32-6	29-8
t5.	Virginia	153-42	122-39 (t9)	87-36	64-29	25-8	21-14	18-7	23-7	35-3	31-3
	Liberty	153-52	131-37 (4)	102-30 (6)	72-26 (t10)	27-9	22-11	23-6	30-4	29-7	22-15
t7.	San Diego State	151-47	129-36 (t5)	108-23 (4)	78-21 (t4)	32-7	23-9	23-5	30-2	21-13	22-11
	Villanova	151-54	115-49	89-39	65-32	17-17	30-8	18-7	24-7	26-10	36-5
9.	Belmont	149-45	125-36 (7)	98-30 (t7)	72-23 (t10)	21-11	25-8	26-4	26-7	27-6	24-9
10.	Purdue	148-56	118-49	92-39	76-24 (7)	29-6	29-8	18-10	16-15	26-10	30-7
11.	Tennessee	144-57	118-48	87-42	70-28	25-11	27-8	18-9	17-14	31-6	26-9
t12.	Baylor	143-53	124-38 (8)	104-24 (5)	78-20 (t4)	23-11	27-7	28-2	26-4	20-14	19-15
	Auburn	143-57	117-49	87-39	62-33	21-13	28-6	13-14	25-6	30-10	26-8
	Michigan State	143-60	113-55	81-48	59-39	21-13	23-13	15-13	22-9	32-7	30-5
15.	Michigan	142-63	109-55	79-48	60-36	18-16	19-15	23-5	19-12	30-7	33-8
t16.	Vermont	141-44	114-36	87-29	61-22	23-11	28-6	10-5	26-7	27-7	27-8
t17.	South Dakota State	139-51	111-44	87-35	65-25	19-13	30-5	16-7	22-10	24-9	28-7
	Drake	139-65	122-48 (t9)	98-38 (t7)	78-24 (t4)	27-8	25-11	26-5	20-14	24-10	17-17
t19.	Murray State	138-51	112-45	84-40	61-31	17-15	31-3	13-13	23-9	28-5	26-6
	Kentucky	138-60	112-49	82-42	57-36	22-12	26-8	9-16	25-6	30-7	26-11

• At 6-foot-9 and 260 pounds, Lath is the tallest and biggest Cougar on the 2023-24 roster.

• Senior guard **Mylik Wilson** sat out the 2022-23 season as a redshirt at Houston and will have two years of eligibility remaining.

• Wilson previously played at Louisiana (2019-21) and, most recently, at Texas Tech (2021-22) before joining the Cougars.

• As a freshman with the Cajuns in 2019-20, Wilson was named to the Sun Belt Conference All-Tournament Team and was named the league's Freshman of the Year after averaging 11.5 points and 5.7 rebounds per game.

WELCOME to HOUSTON

• The Cougars will be boosted the addition of five newcomers in 2023-24.

– **L.J. Cryer** – Three-year letterman at Baylor (2020-23) before transferring to Houston in summer 2023... Averaged 15.0 points and 2.1 rebounds per game as a junior in 2022-23... Named to All-Big 12 Third Team and to the USBWA All-District VII Team... Two-time Big 12 Player of the Week honoree...

Prepped at Morton Ranch High School, where he finished his high school career with 3,488 points, fifth highest total in Texas public school history and most in Houston-area public schools... Played two minutes against the Cougars in 2021 NCAA Final Four matchup in Indianapolis.

– **Damian Dunn** – Three-year letterman at Temple (2019-23) before transferring to Houston in summer 2023... Scored 16 points with four rebounds and three assists against Houston in Fertitta Center (Jan. 22, 2023) in Cougars' only American Athletic Conference loss of season... 2023 All-American Athletic Conference Third-Team honoree and a 2021-22 All-Conference Second-Team selection... Member of 2020-21 American Athletic Conference All-Freshman Team... Sat out 2019-20 season as a medical redshirt at Temple.

– **Kordelius Jefferson** – Ranked as Top 100 player nationally and listed as No. 7 recruit in Texas by 247Sports at James Martin High School (Arlington, Texas)... Chose Houston over Tennessee, Texas Tech and Texas A&M... Member of TABC Class 6A All-State Team and was District 8-6A Most Valuable Player as a senior in 2022-23... Led team to Class 6A Region I semifinals as a junior after averaging 9.2 points, 5.2 rebounds, 3.9 assists and 1.5 steals per game.

– **Jacob McFarland** – Strong defensive presence, especially as a shot blocker... Ranked No. 93 in ESPN100... Four-star recruit by 247Sports out of Rancho Verde High School... Also recruited by Georgia, California and Wyoming... Competed as a team captain as a senior at Rancho Verde High School...

– **Joseph Tugler** – Consensus 4-star prospect out of Cypress Falls High School (Houston)... Chose Houston over Texas, TCU, SMU, Kansas State and Tulsa... Invited to compete at USA U19 National Team Training Camp... Named THSCA Class 6A Super Elite Team Most Valuable Player... Member of UIL Class 6A All-State Team... Finalist for the Guy V. Lewis Award, presented annually to city of Houston's top high school player, as a senior in 2022-23.

COUNTDOWN to MILESTONES in 2023-24

Needs

KELVIN SAMPSON

18	wins	to reach 750 victories in his career
18	wins	to reach 250 victories in his Houston career
8	conf. wins	to reach 125 American Athletic Conference games in his career
19	games	to reach 325 games in his Houston career
20	wins	to record become first coach in UH history to lead Cougars to nine straight 20-win seasons
24	games	to reach 1,100 games in his career
24	wins	to move into 22nd in NCAA history among coaches with 10+ years in Division I

LJ CRYER

52	3-ptrs	to reach 200 treys in his collegiate career
212	points	to reach 1,000 points in his collegiate career

DAMIAN DUNN

16	3-ptrs	to reach 100 treys in his collegiate career
24	asts	to reach 200 assists in his collegiate career

J'WAN ROBERTS

14	wins	to reach 100 wins in his career
23	blocks	to reach 100 blocks in his career
28	assists	to reach 100 assists in his career
49	fouls	to reach 200 fouls in his career
58	def rebs	to reach 400 defensive rebounds in his career
75	off rebs	to reach 300 offensive rebounds in his career
133	FGAs	to reach 500 field goal attempts in his career
141	minutes	to reach 2,000 minutes in his career
183	rebs	to reach 750 rebounds in his career
461	points	to reach 1,000 points in his career

EMANUEL SHARP

17	games	to reach 50 games in his career
26	rebs	to reach 100 rebounds in his career
42	FGs	to reach 100 field goals in his career
57	3-ptrs	to reach 100 3-pointers in his career

JAMAL SHEAD

8	fouls	to reach 200 fouls in his career
12	wins	to reach 100 wins in his career
16	3-ptrs	to reach 100 3-pointers in his career
40	assists	to reach 500 assists in his career
47	rebs	to reach 300 rebounds in his career
54	steals	to reach 200 steals in his career
145	pts	to reach 1,000 points in his career
179	FGs	to reach 500 field goals in his career

HOME SWEET HOME

Since 2015-16, the Cougars have posted a 122-14 (.897) record while competing in three different home venues, including a 95-6 (.941) mark in the last 5+ seasons.

Houston is 76-6 (.927) in the Fertitta Center during the facility's history

Season	Record	Venue (Record)
2022-23	16-2	Fertitta Center
2021-22	16-1	Fertitta Center
2020-21	15-0	Fertitta Center
2019-20	14-2	Fertitta Center
2018-19	19-1	Fertitta Center (15-1) / H&PE Arena (4-0)
2017-18	15-0	H&PE Arena
2016-17	12-5	Hofheinz Pavilion (12-4) / H&PE Arena (0-1)
2015-16	15-3	Hofheinz Pavilion
Totals	122-14	Fertitta Center (76-6); H&PE Arena (19-1); Hofheinz Pavilion (27-7)

RETURNING STUDENT-ATHLETES



#23 TERRANCE ARCENEAUX

Guard

6-5 • 205 • Sophomore-1L

Beaumont, Texas

Beaumont United HS

Undeclared Major

CAREER HIGHS

Points

15, at rv/rv Oregon (11/20/22)

Field Goals Made

6, at rv/rv Oregon (11/20/22)

Field Goal Attempts

11, at rv/rv Oregon (11/20/22)

3-Point Field Goals Made

3, at rv/rv Oregon (11/20/22)

3, vs. Oral Roberts (11/14/22)

3-Point Field Goal Attempts

6, vs. North Carolina A&T (12/13/22)

6, vs. Oral Roberts (11/14/22)

Free Throws Made

3, vs. Oral Roberts (11/14/22)

Free Throw Attempts

6, vs. Oral Roberts (11/14/22)

Rebounds

6, vs. North Florida (12/6/22)

6, vs. Kent State (11/26/22)

Offensive Rebounds

3, done four times; Most recently vs. Memphis (3/12/23)

Defensive Rebounds

5, vs. North Florida (12/6/22)

Assists

3, vs. North Carolina A&T (12/13/22)

Steals

3, at rv/rv Oregon (11/20/22)

Blocked Shots

1, at Cincinnati (1/8/23)

1, vs. Norfolk State (11/29/22)

1, vs. Oral Roberts (11/14/22)

Minutes Played

35:22, vs. Memphis (3/12/23)

HONORS

• **2022-23 American Athletic Conference All-Freshman Team**

FRESHMAN (2022-23)

Competed in 34 games with one start... Averaged 3.0 points, 2.7 rebounds and 0.6 steals per game... Made his collegiate debut in season opener against Northern Colorado.. Finished with seven points on 3-of-5 shooting from the field and grabbed four rebounds with a pair of steals... Scored 14 points with four 3-pointers and grabbed five rebounds with a block and steal in home win over Oral Roberts during first game of Cougar Classic (11/14)... Finished with six points, five rebounds and two blocked shots in win over Texas Southern in finale of Cougar Classic (11/16)... Scored eight straight first-half points and finished with 15 points, five rebounds and three steals in road win at rv/rv Oregon (11/20)... Snared six rebounds in win over Kent State (11/26/)... Scored seven points with three rebounds and blocked shot in home win over Norfolk State (11/29)... Grabbed six rebounds in home win over North Florida (12/6)... Finished with seven points, four rebounds and a pair of assists in win over McNeese (12/21)... Scored nine points on 4-of-5 shooting and grabbed three rebounds with two steals in road win at Tulsa (12/28)... Totaled 10 points with six rebounds, including four offensive boards, and an assist in home win over SMU (1/5)... Snared three offensive rebounds in home win over South Florida (1/11)... Returned from an ankle injury to post two points with a pair of steals in home win over Memphis (2/19)... Scored two points with three rebounds, including two offensive, and posted two assists with a pair of steals in Senior Night win over Wichita State (3/2). **The American Championship:** Scored four points and grabbed three rebounds, including two offensive boards, in Semifinal win over Cincinnati (3/11)... Made the first start of his career in Title Game vs. Memphis.. Finished with nine points and three offensive rebounds against the Tigers (3/12). **NCAA Tournament:** Grabbed four rebounds with a steal in First-Round win over (16) Northern Kentucky (3/16).

BEAUMONT UNITED HIGH SCHOOL

No. 66 player nationally in *ESPN100*... No. 69 player nationally by *S/99*... 4-star recruit by *ESPN*, *247Sports* and *Rivals*... Ranked as No. 10 small forward nationally by *Rivals*, No. 12 by *247Sports* and No. 16 by *ESPN*... Competed in Allen Iverson Roundball Classic... Also recruited by Oklahoma, Texas A&M and UNLV... Played for Head Coach David Green. **Senior (2021-22):** Averaged 15.0 points, 9.0 rebounds, 4.0 blocks, 2.0 assists and 2.0 steals per game... Led Tim-

berwolves to Class 5A state championship for second straight season and was named the tournament's Most Outstanding Player... Scored 15 points with 10 rebounds and three assists in title game vs. Mansfield Timberview High School... Named Super Gold Player of the Year by the *Beaumont Enterprise* for the second consecutive season... Named to *SBLive All-Central Texas Team*... Selected to participate in Allen Iverson Classic following season. **Junior (2020-21):** Averaged 20.9 points, 7.7 rebounds and 2.3 assists per game... Also totaled 4.0 blocks and 2.5 steals per contest... Named Super Gold Player of the Year by the *Beaumont Enterprise*... Drained game-tying 3-pointer with a second lift in regulation and sank the game-winning 3-pointer in overtime against Kimball High School to lift Timberwolves to Class 5A state championship... Led team to perfect 31-0 season and was named State Championship Most Valuable Player... Scored 24 points in State Semifinals win over Leander Glenn High School.

PERSONAL

Full name is Terrance James Arceneaux... Born in Beaumont, Texas... Son of Lataisha Arceneaux and Eric Arceneaux... Has a brother, Byron... Undeclared major.

2023-24 COUGARS



RETURNING STUDENT-ATHLETES

ARCENEUX'S 2022-23 GAME-BY-GAME (30-4 • 15-1 American)

Opponent	Date	GS	Min	FG-A	3FG-A	FT-A	Off-Def	Tot	PF	A	TO	Blk	Stl	Pts
HOFSTRA	11/9/21	DNP – Coach's Decision												
NORTHERN COLORADO	11/7/22		16:56	3-5	1-3	0-0	2-2	4	0	0	1	0	2	7
vs. Saint Joseph's	11/11/22		10:40	1-5	0-3	1-2	0-3	3	2	0	0	0	0	3
ORAL ROBERTS	11/14/22		22:14	4-7	3-6	3-6	1-4	5	0	0	0	1	1	14
TEXAS SOUTHERN	11/16/22		15:18	2-5	1-4	1-1	3-2	5	0	0	0	0	1	6
at rv/rv Oregon	11/20/22		19:10	6-11	3-5	0-1	3-2	5	1	1	0	0	3	15
KENT STATE	11/26/22		17:46	0-2	0-1	0-0	0-6	6	1	1	0	0	0	0
NORFOLK STATE	11/29/22		23:43	3-8	1-4	0-0	0-3	3	2	0	1	1	0	7
vs. –/rv Saint Mary's (Calif.)	12/3/22		12:58	1-2	0-0	0-0	1-3	4	1	0	1	0	0	2
NORTH FLORIDA	12/6/22		22:10	1-6	0-2	0-0	1-5	6	0	1	1	0	1	2
#8/10 ALABAMA	12/10/22		8:11	0-1	0-1	0-0	0-1	1	0	0	1	0	0	0
NORTH CAROLINA A&T	12/13/22		17:52	1-6	1-6	0-0	1-1	2	4	3	4	0	2	3
at #2/2 Virginia	12/17/22	DNP – Coach's Decision												
McNEESE	12/21/22		17:08	3-6	1-3	0-0	1-3	4	1	2	1	0	0	7
* at Tulsa	12/28/22		12:59	4-5	1-2	0-0	0-3	3	0	1	0	0	2	9
* UCF	12/31/22	DNP – Coach's Decision												
* SMU	1/5/23		19:01	4-9	1-3	1-2	3-2	5	1	0	1	1	0	10
* at Cincinnati	1/8/23		13:51	2-2	0-0	0-0	1-0	1	0	1	0	1	1	4
* SOUTH FLORIDA	1/11/23		16:57	0-4	0-2	0-0	3-0	3	2	1	0	0	2	0
* at Tulane	1/17/23		3:44	0-1	0-0	0-0	0-0	0	0	1	0	0	0	0
* TEMPLE	1/22/23		3:27	0-1	0-0	0-0	0-0	0	1	0	0	0	0	0
* at UCF	1/25/23		11:49	1-3	0-1	0-0	0-0	0	0	0	1	0	0	2
* CINCINNATI	1/28/23		11:10	1-2	0-1	0-0	0-2	2	0	0	0	1	2	2
* at Wichita State	2/2/23		11:21	1-3	1-3	0-0	0-0	0	1	0	0	0	0	3
* at Temple	2/5/23		2:09	0-0	0-0	0-0	0-0	0	0	0	1	0	0	0
* TULSA	2/8/23		16:14	2-5	1-3	0-0	1-1	2	2	2	1	0	0	5
* at SMU	2/16/23	DNP – Injury												
* MEMPHIS	2/19/23		8:55	1-3	0-2	0-0	0-1	1	0	0	0	0	2	2
* TULANE	2/22/23		11:51	0-2	0-2	0-0	0-2	2	1	2	0	0	0	0
* at East Carolina	2/25/23		11:09	0-1	0-1	0-0	0-2	2	3	0	0	0	0	0
* WICHITA STATE	3/2/23		14:43	1-3	0-0	0-0	2-1	3	1	2	0	0	2	2
* at Memphis	3/5/23		1:44	1-1	0-0	0-1	0-0	0	2	0	1	0	0	2
vs. (9) East Carolina	3/10/23		14:17	1-5	1-2	0-0	0-1	1	1	0	1	0	0	3
vs. (4) Cincinnati	3/11/23		27:41	1-5	0-2	2-3	2-1	3	2	0	1	0	0	4
vs. (2) Memphis	3/12/23	*	35:22	3-10	1-4	2-3	3-0	3	3	1	2	0	0	9
vs. (16) Northern Kentucky	3/16/23		11:38	1-4	0-2	0-0	1-3	4	2	0	0	0	1	2
vs. (9) Auburn	3/18/23		4:45	0-0	0-0	0-0	1-0	1	1	0	0	0	0	0
vs. #16/15 (5) Miami (Fla.)	3/24/23		2:36	0-0	0-0	0-0	0-0	0	1	0	0	0	0	0

2023-24 COUGARS

ARCENEUX'S CAREER STATISTICS

Year	W-L	GP-GS	MP	FG-FGA	Pct	3P-A	Pct	FT-FTA	Pct	Off-Def	Reb – Avg	PF-DQ	Ast	TO	Blk	Stl	Pts – Avg
2022-23	30-4	34-1	471	49-133	.368	17-68	.250	10-19	.526	30-54	84 – 2.5	36-0	19	19	5	22	125 – 3.7
Totals	30-4	34-1	471	49-133	.368	17-68	.250	10-19	.526	30-54	84 – 2.5	36-0	19	19	5	22	125 – 3.7

ARCENEUX'S CAREER STATISTICS - CONFERENCE ONLY

Year	W-L	GP-GS	MP	FG-FGA	Pct	3P-A	Pct	FT-FTA	Pct	Off-Def	Reb – Avg	PF-DQ	Ast	TO	Blk	Stl	Pts – Avg
2022-23 (AAC)	15-1	16-0	171:04	18-45	.400	4-20	.200	1-3	.333	10-14	24 – 1.5	14-0	10	5	3	11	41 – 2.6
Totals	15-1	16-0	171:04	18-45	.400	4-20	.200	1-3	.333	10-14	24 – 1.5	14-0	10	5	3	11	41 – 2.6

RETURNING STUDENT-ATHLETES



#20 RYAN ELVIN

Guard

6-1 • 170 • Senior-SQ

Round Rock, Texas-Cedar Ridge

**'23 UH graduate in Sports Administration
Management & Leadership—UH Graduate School in 23-24**

CAREER HIGHS

Points

9, vs. Our Lady of the Lake (2/6/21)

Field Goals Made

3, vs. Our Lady of the Lake (2/6/21)

Field Goal Attempts

11, vs. Our Lady of the Lake (2/6/21)

3-Point Field Goals Made

3, vs. Our Lady of the Lake (2/6/21)

3-Point Field Goal Attempts

8, vs. Our Lady of the Lake (2/6/21)

Free Throws Made

2, vs. Texas Southern (11/16/22)

Free Throw Attempts

2, vs. Texas Southern (11/16/22)

Rebounds

2, vs. Our Lady of the Lake (2/6/21)

Offensive Rebounds

1, vs. SMU (1/5/22)

1, vs. Tulane (3/12/22)

Defensive Rebounds

2, vs. Our Lady of the Lake (2/6/21)

Assists

2, vs. Our Lady of the Lake (2/6/21)

Steals

1, vs. Tulane (2/22/23)

1, vs. North Florida (12/6/22)

1, vs. Norfolk State (11/29/22)

Blocked Shots

None

Minutes Played

23:30, vs. Our Lady of the Lake (2/6/21)

HONORS

- 2022-23 NABC Honors Court
- 2022-23 American Athletic Conference All-Academic Team
- 2021-22 American Athletic Conference All-Academic Team
- 2020-21 American Athletic Conference All-Academic Team

JUNIOR (2022-23)

Competed in 15 games... Averaged 1.5 points and 0.3 rebounds per game... Made his season debut in season-opening win vs. Northern Colorado... Drained two free throws in home win over Texas Southern during finale of Cougar Classic (11/16)... Scored five points, including a 3-pointer, and added a steal in home win over Norfolk State (11/29)... Drained both field-goal attempts on the way to five points and added a steal in home win over North Florida (12/6)... Nailed a 3-pointer and finished with three points and an offensive rebound in home win over SMU (1/5)... Drained 3-pointer in road win at Temple (2/5)... Scored five points on 2-of-5 shooting in home win over Tulsa (2/8).

SOPHOMORE (2021-22)

Competed in 17 games... Made his season debut in win over Rice in Fertitta Center... Drained 2-of-3 free throws against the Owls (11/12)... Finished with five points, including a 3-pointer, in home win over Bryant (12/3).

FRESHMAN (2020-21)

Made his collegiate debut in American Athletic Conference opening win over Temple... Grabbed a rebound against the Owls (12/22)... Scored nine points off three 3-pointers and grabbed two rebounds with a pair of assists in win over Our Lady of the Lake (2/6). **The American Championship:** Drained a 3-pointer in Title Game win over Cincinnati (3/14). Joined the Cougars as a walk-on.

CEDAR RIDGE HIGH SCHOOL

Competed for Head Coach Quinton Black. **Senior (2019-20):** Named to All-District 13-6A First Team... Finished with 18 points in win over Vista Ridge High School (Feb. 10)... Led Raiders with 15 points in win over Stony Point High School (Feb. 3). **Junior (2018-19):** Scored 14 points with three 3-pointers in win over Round Rock High School (Jan. 6). **Sophomore (2017-18):** Member of All-District Academic First Team... Named to All-District Second Team.

PERSONAL

Full name is Ryan Richard Elvin... Born in Philadelphia... Son of Deirdre and the late Scott Elvin... Has a brother, Jake... Received his bachelor's degree in sports administration from UH in in May 2023... Studying management and leadership in graduate school at UH in 2023-24.

RETURNING STUDENT-ATHLETES

ELVIN'S 2022-23 GAME-BY-GAME (15-0 • 7-0 American)

Opponent	GS	Min	FG-A	3FG-A	FT-A	O-D-T	PF	A	TO	Blk	Stl	Pts
NORTHERN COLORADO	3:34	0-0	0-0	0-0	0-0	0-0-0	0	0	0	0	0	0
vs. Saint Joseph's	DNP – Coach's Decision											
ORAL ROBERTS	3:24	0-1	0-0	0-0	0-0-0	0	0	0	0	0	0	0
TEXAS SOUTHERN	3:36	0-0	0-0	0-0	2-2	0-0-0	1	0	0	0	0	2
at rv/rv Oregon	DNP – Coach's Decision											
KENT STATE	DNP – Coach's Decision											
NORFOLK STATE	4:26	2-4	1-3	0-0	0-1-1	0	0	0	0	0	1	5
vs. –/rv Saint Mary's (Calif)	DNP – Coach's Decision											
NORTH FLORIDA	2:04	2-2	1-1	0-0	0-0-0	0	0	0	0	0	1	5
#8/10 ALABAMA	DNP – Coach's Decision											
NORTH CAROLINA&T	3:14	0-1	0-0	0-0	0-1-1	1	0	0	0	0	0	0
at #2/2 Virginia	DNP – Coach's Decision											
MNEMONIESE	4:00	0-0	0-0	0-0	0-1-1	0	0	0	0	0	0	0
* at Tulsa	2:08	0-1	0-1	0-0	0-0-0	0	0	0	0	0	0	0
* UCF	DNP – Coach's Decision											
* SMU	3:42	1-2	1-2	0-0	1-0-1	0	0	0	0	0	0	3
* at Cincinnati	DNP – Coach's Decision											
* SOUTH FLORIDA	DNP – Coach's Decision											
* at Tulane	DNP – Coach's Decision											
* TEMPLE	DNP – Coach's Decision											
* at UCF	DNP – Coach's Decision											
* CINCINNATI	DNP – Injury											
* at Wichita State	DNP – Coach's Decision											
* at Temple	0:51	1-1	1-1	0-0	0-0-0	0	0	0	0	0	0	3
* TULSA	6:50	2-5	1-3	0-0	0-0-0	0	0	0	0	0	0	5
* at SMU	DNP – Coach's Decision											
* MEMPHIS	DNP – Coach's Decision											
* TULANE	3:15	0-1	0-1	0-0	0-0-0	2	0	0	0	0	1	0
* at East Carolina	1:13	0-0	0-0	0-0	0-0-0	0	0	0	0	0	0	0
* WICHITA STATE	0:25	0-0	0-0	0-0	0-0-0	0	0	0	0	0	0	0
* at Memphis	DNP – Coach's Decision											
vs. (9) East Carolina	DNP – Coach's Decision											
vs. (4) Cincinnati	1:31	0-1	0-0	0-0	0-0-0	0	0	0	0	0	0	0
vs. (2) Memphis	DNP – Coach's Decision											
vs. (16) Northern Kentucky	DNP – Coach's Decision											
vs. (9) Auburn	DNP – Coach's Decision											
vs. #16/15 (5) Miami (Fla.)	DNP – Coach's Decision											

ELVIN'S 2020-21 GAME-BY-GAME (7-1 • 3-0 American)

Opponent	GS	Min	FG-A	3FG-A	FT-A	O-D-T	PF	A	TO	Blk	Stl	Pts
LAMAR	DNP – Coach's decision											
BOISE STATE	DNP – Coach's decision											
vs. #14/13 Texas Tech	DNP – Coach's decision											
SOUTH CAROLINA	DNP – Coach's decision											
SAM HOUSTON	Canceled											
RICE	Canceled											
ALCORN STATE	DNP – Unavailable											
* TEMPLE	1:08	0-0	0-0	0-0	0-1-1	0	0	0	0	0	0	0
* at rv/rv UCF	DNP – Coach's decision											
* at Tulsa	DNP – Coach's decision											
* at rv/rv SMU	DNP – Coach's decision											
* WICHITA STATE	DNP – Coach's decision											
* TULANE	DNP – Coach's decision											
* at South Florida	PPD											
* UCF	DNP – Coach's decision											
* –/rv TULSA	1:02	0-1	0-1	0-0	0-0-0	0	0	0	0	0	0	0
* at Temple	DNP – Coach's decision											
* at Tulane	DNP – Coach's decision											
* SMU	DNP – Coach's decision											
* at East Carolina	DNP – Coach's decision											
OUR LADY of the LAKE	23:30	3-11	3-8	0-0	0-2-2	1	2	1	0	0	0	9
* at South Florida	DNP – Coach's decision											
* MEMPHIS	Canceled											
* EAST CAROLINA	Canceled											
* at Wichita State	DNP – Coach's decision											
* CINCINNATI	2:19	1-1	1-1	0-0	0-0-0	0	0	0	0	0	0	3
rv/- WKU	DNP – Coach's decision											
* USF	DNP – Coach's decision											
* MEMPHIS	DNP – Coach's decision											
vs. Tulane	1:12	0-1	0-1	0-0	0-0-0	0	0	0	0	0	0	0
vs. Memphis	DNP – Coach's decision											
vs. Cincinnati	2:37	1-1	1-1	0-0	0-0-1	0	0	0	0	0	0	3
vs. Cleveland State	1:14	0-0	0-0	0-0	0-0-0	0	0	0	0	0	0	0
vs. Rutgers	DNP – Coach's decision											
vs. Syracuse	DNP – Coach's decision											
vs. Oregon State	DNP – Coach's decision											
vs. #3/3 Baylor	0:51	0-0	0-0	0-0	0-0-0	0	0	0	0	0	0	0

ELVIN'S 2021-22 GAME-BY-GAME (16-1 • 6-1 American)

Opponent	GS	Min	FG-A	3FG-A	FT-A	O-D-T	PF	A	TO	Blk	Stl	Pts
HOFSTRA	DNP – Coach's Decision											
RICE	4:03	0-1	0-1	2-3	0-0-0	0	0	0	0	0	0	0
rv/#25 VIRGINIA	1:24	0-0	0-0	0-0	0-0-0	0	1	0	0	0	0	0
vs. Butler	0:36	0-0	0-0	0-0	0-0-0	0	0	0	0	0	0	0
vs. Wisconsin	DNP – Coach's Decision											
vs. rv/#23 Oregon	DNP – Coach's Decision											
NORTHWESTERN STATE	3:11	0-2	0-2	0-0	0-0-0	0	0	0	0	0	0	0
BRYANT	5:56	2-2	1-1	0-0	0-0-0	0	0	0	0	0	0	5
ALCORN STATE	2:33	0-0	0-0	0-0	0-0-0	0	0	0	0	0	0	0
at #9/9 Alabama	DNP – Coach's Decision											
LOUISIANA	DNP – Coach's Decision											
vs. Oklahoma State	DNP – Coach's Decision											
TEXAS STATE	5:58	0-0	0-0	0-0	0-0-0	2	0	0	0	0	0	0
* CINCINNATI	Postponed											
* at Temple	DNP – Coach's Decision											
* at South Florida	00:52	0-0	0-0	0-0	0-0-0	0	0	0	0	0	0	0
* WICHITA STATE	DNP – Coach's Decision											
* at Tulsa	DNP – Coach's Decision											
* SOUTH FLORIDA	2:13	0-0	0-0	0-0	0-0-0	0	0	0	0	0	0	0
* EAST CAROLINA	3:14	0-0	0-0	0-0	0-0-0	0	0	0	0	0	0	0
* at UCF	DNP – Coach's Decision											
* TULANE	DNP – Coach's Decision											
* at Cincinnati	2:11	0-0	0-0	0-0	0-0-0	0	0	0	0	0	0	0
* SMU	DNP – Coach's Decision											
* MEMPHIS	DNP – Coach's Decision											
* UCF	DNP – Coach's Decision											
* at Wichita State	DNP – Coach's Decision											
* at Tulane	DNP – Coach's Decision											
* rv/rv SMU	1:40	0-0	0-0	0-0	0-0-0	1	0	0	0	0	0	0
* CINCINNATI	DNP – Coach's Decision											
* TEMPLE	1:14	1-1	1-1	0-0	0-0-0	0	0	0	0	0	0	3
* at Memphis	0:19	0-0	0-0	0-0	0-0-0	0	0	0	0	0	0	0
vs. Cincinnati	0:40	0-0	0-0	0-0	0-0-0	0	0	0	0	0	0	0
vs. Tulane	1:41	0-1	0-1	0-0	1-0-1	1	0	0	0	0	0	0
vs. Memphis	DNP – Coach's Decision											
vs. UAB	0:41	0-0	0-0	0-0	0-0-0	0	0	0	0	0	0	0
vs. #19/16 Illinois	DNP – Coach's Decision											
vs. #2/2 Arizona	DNP – Coach's Decision											
vs. #6/5 Villanova	DNP – Coach's Decision											

2023-24 COUGARS

ELVIN'S CAREER STATISTICS

Year	W-L	GP-GS	MP	FG-FGA	Pct	3P-A	Pct	FT-FTA	Pct	Off-Def	Reb – Avg	PF-DQ	Ast	TO	Blk	Stl	Pts – Avg
2020-21	7-1	8-0	33	5-15	.333	5-12	.417	0-0	.000	0-3	3 – 0.4	2-0	2	1	0	0	15 – 1.9
2021-22	16-1	17-0	38	3-7	.429	2-6	.333	2-3	.667	1-0	1 – 0.1	4-0	1	0	0	0	10 – 0.6
2022-23	15-0	15-0	44	8-19	.421	5-12	.417	2-2	1.000	1-3	4 – 0.3	4-0	0	0	0	3	23 – 1.5
Totals	38-2	40-0	117	16-41	.390	12-30	.400	4-5	.800	2-6	8 – 0.2	10-0	3	1	0	3	48 – 1.2

ELVIN'S CAREER STATISTICS • AMERICAN ATHLETIC CONFERENCE ONLY

Year	W-L	GP-GS	MP	FG-FGA	Pct	3P-A	Pct	FT-FTA	Pct	Off-Def	Reb – Avg	PF-DQ	Ast	TO	Blk	Stl	Pts – Avg
2020-21	3-0	3-0	4	1-2	.500	1-2	.500	0-0	.000	0-1	1 – 0.3	0-0	0	0	0	0	3 – 1.0
2021-22	6-1	7-0	11	1-1	1.000	1-1	1.000	0-0	.000	0-0	0 – 0.0	1-0	0	0	0	0	3 – 0.4
2022-23	7-0	7-0	19	4-10	.400	3-8	.375	0-0	.000	1-0	1 – 0.1	2-0	0	0	0	1	11 – 1.6
Totals	16-1	17-0	34	6-13	.462	5-11	.455	0-0	.000	1-1	2 – 0.1	3-0	0	0	0	1	18 – 1.1

RETURNING STUDENT-ATHLETES


#5

Ja'VIER FRANCIS

Forward
6-8 • 240 • Junior-2L
New Orleans, La. (Montverde Academy)
Health Promotions
CAREER HIGHS
Points

23, vs. McNeese (12/21/22)

Field Goals Made

9, vs. McNeese (12/21/22)

Field Goal Attempts

10, vs. North Carolina A&T (12/13/22)

3-Point Field Goals Made

None

3-Point Field Goal Attempts

None

Free Throws Made

5, vs. McNeese (12/21/22)

Free Throw Attempts

10, vs. McNeese (12/21/22)

Rebounds

15, vs. North Carolina A&T (12/13/22)

Offensive Rebounds

7, vs. McNeese (12/21/22)

7, vs. North Carolina A&T (12/13/22)

Defensive Rebounds

8, vs. North Carolina A&T (12/13/22)

Assists

1, done five times; Most recently vs. Wichita State (3/2/23)

Steals

3, vs. South Florida (1/11/23)

Blocked Shots

4, at Tulsa (12/28/22)

4, vs. North Florida (12/6/22)

4, vs. East Carolina (1/22/22)

Minutes Played

27:57, vs. North Carolina A&T (12/13/22)

HONORS
• American Athletic Conference Honor Roll (Dec. 26, 2022)
SOPHOMORE (2022-23)

Competed in 35 games with one start... Averaged 4.3 points and 3.5 rebounds per game... Finished third among the Cougars and ranked eighth in The American with 1.15 blocks per game... Posted three double-doubles to tie for second among the Cougars and tie for 13th in The American... Made his season debut in season-opening win vs. Northern Colorado... Finished with two points and three rebounds and added three blocked shots in win against the Bears (11/7)... Posted three blocked shots in second straight game in win over Saint Joseph's at Veterans Classic in Annapolis, Md. (11/11)... Scored 11 points on 5-of-7 shooting and led all players with 11 rebounds, including four offensive boards, in home win over Oral Roberts during Cougar Classic (11/14)... Finished with seven points on 3-of-5 shooting and grabbed six rebounds with a pair of blocked shots in home win over Texas Southern during finale of Cougar Classic (11/16)... Grabbed four rebounds, including three offensive, in home win over Kent State (11/26)... Totaled 11 points on 5-of-5 shooting with eight rebounds, including four offensive boards, and blocked a game-high three shots in home win over Norfolk State (11/29)... Scored 14 points on 7-of-9 shooting and grabbed four rebounds with four blocked shots and a steal in home win over North Florida (12/6)... Posted career highs with 17 points and 15 rebounds – including seven offensive boards – and added three blocked shots in home win over North Carolina A&T inside the Fertitta Center during Coaches vs. Racism HBCU Roundball Classic (12/13)... Connected on all nine shots from the field on the way to 23 points and grabbed 13 rebounds, including seven offensive boards, to lead all players in both categories in a home win over McNeese (12/21)... Scored four points with four rebounds and a game-high four blocked shots in road win at Tulsa (12/28)... Scored nine points and grabbed a team-high seven rebounds in home win over UCF (12/31)... Posted eight points with seven rebounds, including four offensive, and blocked two shots in home win over SMU (1/5)... Made first start of his career in home win vs. South Florida... Finished with six points, six rebounds, three steals and three blocked shots against the Bulls (1/11)... Scored four points with three rebounds in road win at Tulane (1/17)... Blocked two shots and grabbed three rebounds, including two offensive boards, in road win at Temple (2/5)... Finished with six points and six rebounds, including three offensive boards, in home win over Tulsa (2/8)... Grabbed six rebounds and added an assist at East Carolina (2/25).

FRESHMAN (2021-22)

Competed in 18 games during his first collegiate season at Houston... Made his collegiate debut in big home win over Rice inside Fertitta Center... Grabbed three rebounds, including one offensive, with a blocked shot against the Owls (11/12)... Buried both shots and grabbed a rebound in Maui Jim Maui Invitational Third-Place Game win over rv/#23 Oregon (11/24)... Snared four rebounds and blocked a shot in win over Northwestern State (11/30)... Scored four points on 2-of-3 shooting and added a block and steal in six minutes against Texas State (12/22)... Scored two points, grabbed two offensive rebounds and blocked a game-high four shots in home win over East Carolina (1/22)... Finished with four points off a pair of dunks and added a rebound in hometown win at Tulane (2/23). **The American Championship:** Grabbed a defensive rebound in Quarterfinal win over Cincinnati.

HIGH SCHOOL

3-star recruit by *247Sports*... Competed at Westbury Christian in Houston for Head Coach Tyler Guidry... Played during his senior season at Montverde Academy in Monteverde, Fla... Also considered DePaul, SMU and Stephen F. Austin. **Junior (2019-20):** Averaged 14.4 points, 11.1 rebounds and 6.1 blocks per game to lead Westbury Christian to TAPPS 5A championship game... Finalist for Guy V. Lewis Award, presented to top high school player in city of Houston... All-State selection and District Most Valuable Player... Named to All-VYPE Private School First Team.

PERSONAL

Full name is Ja'vier Joseph Francis... First name is pronounced Jay-Vee-Ur... Born in New Orleans... Son of Keiva and Paul Francis... Has a brother, Paul Francis III, and sisters Kevona Thompson and Marketta Cordier... Majoring in health promotions.

RETURNING STUDENT-ATHLETES


#13 J'WAN ROBERTS

Forward
6-7 • 235 • r-Senior-3L (RS '19-20)
**St. Thomas, U.S. Virgin Islands
(Shoemaker HS [Killeen, Texas])**
**2023 UH graduate in Health Promotions
Postbaccalaureate work in 2023-24**
HONORS

- **2022-23 American Athletic Conference Most Improved Player of the Year**
- **2022-23 All-American Athletic Conference Second Team**
- **2022-23 American Athletic Conference All-Tournament Team**
- **American Athletic Conference Honor Roll (Feb. 27, 2023)**
- **American Athletic Conference Honor Roll (Feb. 20, 2023)**
- **American Athletic Conference Honor Roll (Dec. 5, 2022)**
- **American Athletic Conference Honor Roll (Nov. 28, 2022)**
- **American Athletic Conference Honor Roll (Nov. 14, 2022)**
- **2020-21 American Athletic Conference All-Academic Team**
- **2019-20 American Athletic Conference All-Academic Team**

JUNIOR (2022-23)

Competed in 37 games with 36 starts... Was one of only three Cougars to compete in all 37 games... Averaged 10.0 points per game and led Houston with 7.7 rebounds and 1.32 blocks per game... Led Houston and stood third in The American with a 61.3 field goal percentage... Led the Cougars and tied for fourth in The American with seven double-doubles... Ranked fifth in The American with his rebounding and blocks averages... Finished second in the league with 3.00 offensive rebounds per game and ranked 10th with 4.70 defensive boards per contest... Made his season debut in season opener against Northern Colorado... Finished with 12 points on 6-of-8 shooting and added six rebounds with three steals in win over the Bears (11/7)... Posted team's first double-double of the season with 19 points and game-high 12 rebounds in win over Saint Joseph's at Veterans Classic in Annapolis, Md. (11/11)... Finished with 10 points on 4-of-7 shooting and added four rebounds with three assists in home win over Texas Southern in finale of Cougar Classic (11/16)... Led all players with 14 rebounds, including five offensive boards and four blocked shots and scored 11 points for his second double-double of the season vs. Kent State (11/26)... Posted 10 points on 5-of-5 shooting with five rebounds, three assists, a steal and blocked shot in home win over Norfolk State (11/29)... Led the Cougars with 15 points on 7-of-11 shooting from the field and grabbed a team-high eight rebounds with two blocked shots in win over -/rv Saint Mary's (Calif.) at The Battleground 2K22 inside Dickies Arena in Fort Worth (12/3)... Snared six rebounds with six points in home win over North Florida (12/6)... Posted nine points and led the Cougars with nine rebounds, including five offensive boards and five blocked shots in home loss to #8/10 Alabama (12/10)... Totaled 10 points on 5-of-7 shooting and six rebounds in win at #2/2 Virginia (12/17)... Grabbed eight rebounds in home win over McNeese (12/21)... Led all players with 15 points, thanks to 7-of-7 shooting from the field, and nine rebounds, including five offensive boards in road win at Tulsa (12/28)... Scored 12 points with five rebounds, an assist and blocked shot in home win over UCF (12/31)... Finished with 11 points, thanks to 5-of-6 shooting from the free throw line, with eight rebounds, two assists and a pair of steals in home win over SMU (1/5)... Posted 14 points with a game-high 11 rebounds and added two steals in road win at Cincinnati (1/8)... Scored 15 points on 6-of-9 shooting and grabbed six rebounds with two assists and two blocked shots in road win at Tulane (1/17)... Finished with 10 points on 5-of-9 shooting and grabbed nine rebounds with a blocked shot in road win at UCF (1/25)... Scored 14 points on 7-of-9 shooting and grabbed six rebounds with a blocked shot in home win over Cincinnati (1/28)... Tied for team lead with six rebounds and added 10 points on 4-of-5 shooting with an assist and blocked shot in road win at Wichita State (2/2)... Posted 12 points on 5-of-7 shooting and grabbed three rebounds with four blocked shots in road win at Temple (2/5)... Scored six points and led all players with 10 rebounds, including four offensive boards, in home win over Tulsa (2/8)... Led all players with 10 rebound and scored eight points with a steal and blocked shot in road win at SMU (2/16)... Finished with 20 points and a game-high 12 rebounds in home win over Memphis... Drained 8-of-9 free throw attempts against the Tigers (2/19)... Led all players with 26 point, set a Fertitta Center record with 9-of-10 shooting and grabbed seven

rebounds, including four offensive boards, in home win over Tulane (2/22)... Finished with 17 points and game highs of 12 rebounds – including seven offensive boards – and four blocked shots in home win at East Carolina (2/25).
The American Championship: Led Cougars with 12 rebounds, including three offensive boards, in Quarterfinal win over East Carolina (3/10)... Led Cougars with 16 points and eight rebounds in Semifinal win over (4) Cincinnati (3/11)... Led all players with a Houston conference championship-record 20 rebounds and added 12 points with three assists in Title Game vs. Memphis (3/12).
NCAA Tournament: Scored 11 points on 4-of-6 shooting from the field and led the Cougars with 11 rebounds and added four assists in First-Round win over (16) Northern Kentucky... Blocked five shots and scored six points with seven rebounds, including a team-high four offensive boards, in Round of 32 win over (9) Auburn.

SOPHOMORE (2021-22)

One of four Cougars to compete in all 38 games, setting a school single-season record... Ranked third among the Cougars and was 10th in the American Athletic Conference with 2.1 offensive rebounds per game... Tied for 21st in the league with one double-double... Made his season debut in Cougars' season-opening win in overtime over Hofstra inside the Fertitta Center... Led all players with 15 rebounds, including six offensive boards, and totaled eight points on 4-of-4 shooting from the field with an assist and blocked shot (11/9)... Led all players in rebounding for second straight game with nine boards, including four offensive, in home win over Rice... Also swiped three Owl passes (11/12)... Grabbed seven rebounds in win over rv/#25 Virginia (11/16)... Scored five points and grabbed six rebounds with an assist and steal against Butler in First-Round win at Maui Jim Maui Invitational (11/22)... Led Houston with six rebounds, including three offensive boards, against Wisconsin during Maui Jim Maui Invitational Semifinals (11/23)... Grabbed six rebounds, including four offensive, with a pair of steals in win over Northwestern State (11/30)... Led all players with 12 rebounds, including three offensive boards, and scored six points with three assists and two steals in home win over Bryant (12/3)... Led all players with 13 rebounds, including nine offensive boards, and added nine points and an assist at #9/9 Alabama (12/11)... Took an assist from Jamal Shead and dunked the game-winning shot with 1.2 seconds remaining in double overtime to lead the Cougars to the road win at Wichita State (2/20)... Snared a game-high 11 rebounds, including six offensive, with eight points and a pair of blocked shots in road win at Tulane (2/23)... Grtboxed eight rebounds, including five offensive, with two assists, blocked shot and steal in win over rv/rv SMU (2/27).
The American Championship: Came off the bench to score 10 points with 13 rebounds, including five offensive, in Semifinal win over Tulane (3/12)... Snared five rebounds, including two offensive boards, in Second-Round win over #19/16 Illinois (3/20).

REDSHIRT FRESHMAN (2020-21)

Made his collegiate debut in season-opening win over Lamar inside Fertitta Center... Finished with five points, six rebounds, two steals and two blocked shots against the Cardinals (11/25)... Led all players with 14 rebounds, including five offensive boards, in win over Boise State in Southwest Showcase (11/27)... Posted seven points with four rebounds and a pair of blocked shots in win over South Carolina (12/5)... Snared seven rebounds, including four offensive, and blocked three shots in American Athletic Conference opening win over Temple (12/22)... Blocked two shots at Tulsa (12/29)... Grabbed eight rebounds in win over Tulane (1/9)... Snared seven rebounds, including a game-high five offensive boards, and added a pair of assists in win over Tulsa (1/20)... Grabbed seven rebounds and dished out two assists in win at Tulane (1/28)... Enjoyed first double-double of his career with 10 points and 11 rebounds in win over Our Lady of the Lake... Added a pair of steals and an assist against the Saints (2/6)... Snared six rebounds in win over Cincinnati (2/21).
NCAA Tournament: Returned to lineup and grabbed an offensive rebound in First-Round win over Cleveland State (3/19).

FRESHMAN (2019-20)

Did not compete as a redshirt.

SHOEMAKER HIGH SCHOOL

3-star recruit by *Rivals* and *247Sports*... Also was recruited by Oklahoma, Baylor, St. John's, Sam Houston State, Texas A&M and Seton Hall... Coach by Brandon Gilbert. **Senior (2018-19):** Named to TABC Class 6A All-State Team... Recognized as District 12-6A Most Valuable Player... Led Grey Wolves to district championship with a 15-1 record... Scored 30 points in bi-district round of playoffs against Rockwall-Heath.

PERSONAL

Full name is J'wan Andone Roberts... First name is pronounced Juh-Won... Born in U.S. Virgin Islands... Son of Elbe Brathwaite and Jeff Roberts... Has two sisters, Genique Smalls and Jasonique Roberts, and one brother, Keith Nicholson... Expected to receive his bachelor's degree in health promotions in May 2023... Will do postbaccalaureate work in 2023-24.

CAREER HIGHS
Points

26, vs. Tulane (2/22/23)

Field Goals Made

9, vs. Tulane (2/22/23)

Field Goal Attempts

16, at Cincinnati (1/8/23)

3-Point Field Goals Made

None

3-Point Field Goal Attempts

2, vs. Wisconsin (11/23/21)

Free Throws Made

8, vs. Tulane (2/22/23)

8, vs. Memphis (2/19/23)

Free Throw Attempts

9, vs. Tulane (2/22/23)

9, vs. Memphis (2/19/23)

Rebounds

20, vs. Memphis (3/12/23)

Offensive Rebounds

10, vs. Memphis (3/12/23)

Defensive Rebounds

10, vs. Memphis (3/12/23)

Assists

4, vs. Northern Kentucky (3/16/23)

Steals

3, vs. Northern Colorado (11/7/22)

3, vs. #6/5 Villanova (3/26/22)

3, vs. Rice (11/12/21)

Blocked Shots

5, vs. Auburn (3/18/23)

5, vs. #8/10 Alabama (12/10/22)

Minutes Played

37:11, vs. Memphis (3/12/23)

RETURNING STUDENT-ATHLETES


#21 EMANUEL SHARP

Guard
6-3 • 205 • r-Sophomore-1L (RS '21-22)
Tampa, Fla.
Bishop McLaughlin Catholic School
Undeclared Major
CAREER HIGHS
Points

 18, at UCF (1/25/23)
 18, vs. McNeese (12/21/22)

Field Goals Made

6, vs. McNeese (12/21/22)

Field Goal Attempts

10, vs. McNeese (12/21/22)

3-Point Field Goals Made

6, vs. McNeese (12/21/22)

3-Point Field Goal Attempts

10, vs. McNeese (12/21/22)

Free Throws Made

 4, vs. Auburn (3/18/23)
 4, vs. Wichita State (3/2/23)
 4, at UCF (1/25/23)

Free Throw Attempts

5, vs. Auburn (3/18/23)

Rebounds

10, vs. SMU (1/5/23)

Offensive Rebounds

 3, vs. Tulane (2/22/23)
 3, at SMU (2/16/23)

Defensive Rebounds

8, vs. SMU (1/5/23)

Assists

 2, vs. Tulane (2/22/23)
 2, at SMU (2/16/23)
 2, vs. North Carolina A&T (12/13/22)

Steals

 2, vs. Memphis (2/19/23)
 2, at Tulane (1/17/23)

Blocked Shots

1, at SMU (2/16/23)

Minutes Played

25:39, vs. North Carolina A&T (12/13/22)

HONORS

- **2022-23 American Athletic Conference All-Freshman Team**
- **The American Freshman of the Week (Dec. 26, 2022)**

REDSHIRT FRESHMAN (2022-23)

Competed in 33 games... Averaged 5.9 points and 2.2 rebounds per game... Finished third among the Cougars with 43 3-point field goals... Drained 88.1 percent (37-of-42) free throw attempts... Made his season debut in season-opening win over Northern Colorado inside the Fertitta Center... Finished with 11 points, thanks to three treys, and grabbed two offensive rebounds with an assist against the Bears (11/7)... Posted nine points on 3-of-5 shooting from the 3-point line in home win over North Florida (12/6)... Totaled 10 points and added three rebounds with a pair of assists in home win over North Carolina A&T during Coaches vs. Racism HBCU Roundball Classic (12/13)... Drained six 3-pointers and grabbed three rebounds with an assist in home win over McNeese (12/21)... His 3-pointer total tied as the second-highest mark by a Houston freshman in school single-season history... Finished with 14 points, thanks to four 3-pointers, and added four rebounds in road win at Tulsa (12/28)... Posted six points with 10 rebounds in home win over SMU (1/5)... Came off the bench to pour in a game-high 18 points on 5-of-7 shooting, including 4-of-6 from the arc and 4-of-4 from the 3-point line at UCF... Also grabbed three rebounds against the Knights (1/25)... Posted 13 points with three 3-pointers and added four rebounds with an assist and steal in home win over Tulsa (2/8). **The American Championship:** Grabbed three defensive rebounds in Semifinal win over Cincinnati (3/11). **NCAA Tournament:** Scored 10 points with two 3-pointers and grabbed a rebound in First-Round win over (16) Northern Kentucky... Finished with seven points and four rebounds in Round of 32 win over (9) Auburn... Scored eight points with a pair of 3-pointers in Sweet 16 loss to #16/15 (5) Miami (Fla.) (3/24).

FRESHMAN (2021-22)

Graduated from high school early and joined the program at the semester break on Dec. 29, 2021... Did not play in games for the Cougars as he recovered from injury but practiced and traveled with the team.

HIGH SCHOOL

No. 60 player nationally in ESPN 100... 4-star recruit by ESPN, 247Sports and Rivals... Ranked as No. 11 shooting guard nationally by ESPN, No. 18 by 247Sports and No. 20 by Rivals... Also recruited by Texas Tech, Arizona, Clemson, Florida, Louisville, Rutgers, Clemson, Penn State, SMU, Iona and USF... Coached by his father, Derrick Sharp, at Bishop McLaughlin Catholic School. **Senior (2021-22):** Did not compete as he recovered from injury... Graduated early and joined the Cougars in December 2021. **Junior (2020-21):** Named Florida Class 3A Player of the Year ... Guided Hurricanes to their first state championship game appearance, scoring 33 points, including 16 of his team's final 19... Named to Suncoast News All-County Team... Scored 23 points with 14 assists in win over King High School in season debut... Totaled 25 points on 10-of-18 shooting with four assists and four steals against Admiral Farrugut High School. **Sophomore (2019-20):** Named Florida Class 5A State Player of the Year... Was the state's fourth-leading scorer and finished among the Top 20 nationally with 31.9 points per game.

PERSONAL

Full name is Emanuel Christopher Sharp... Born March 7, 2004, in Tel Aviv, Israel... Son of Derrick Sharp and Justine Ellison... Has three brothers, Gabriel, Noah and Derrick Jr., and a sister, Maya... Undeclared major.



RETURNING STUDENT-ATHLETES

SHARP'S 2022-23 GAME-BY-GAME (30-3 • 17-1 American)

Opponent	Date	GS	Min	FG-A	3FG-A	FT-A	Off-Def	Tot	PF	A	TO	Blk	Stl	Pts
NORTHERN COLORADO	11/7/22		7:41	4-7	3-5	0-0	2-0	2	3	1	0	0	1	11
vs. Saint Joseph's	11/11/22		3:14	0-1	0-1	0-0	0-1	1	0	0	1	0	0	0
ORAL ROBERTS	11/14/22		11:47	2-2	0-0	2-2	0-2	2	2	0	3	0	0	6
TEXAS SOUTHERN	11/16/22		6:33	0-1	0-1	0-0	0-0	0	1	1	0	0	0	0
at rv/rv Oregon	11/20/22		DNP – Coach's Decision											
KENT STATE	11/26/22		DNP – Coach's Decision											
NORFOLK STATE	11/29/22		19:01	1-6	1-4	0-0	1-1	2	0	0	1	0	0	3
vs. –/rv Saint Mary's (Calif.)	12/3/22		DNP – Coach's Decision											
NORTH FLORIDA	12/6/22		19:14	3-5	3-5	0-0	0-0	0	0	0	1	0	0	9
#8/10 ALABAMA	12/10/22		DNP – Coach's Decision											
NORTH CAROLINA A&T	12/13/22		25:39	3-5	1-3	3-3	0-3	3	3	2	3	0	0	10
at #2/2 Virginia	12/17/22		9:26	0-2	0-2	0-0	0-1	1	1	0	1	0	0	0
McNEESE	12/21/22		19:11	6-10	6-10	0-0	2-1	3	0	1	1	0	0	18
* at Tulsa	12/28/22		20:17	4-7	3-5	3-3	0-4	4	4	0	4	0	0	14
* UCF	12/31/22		8:25	0-2	0-1	0-0	0-2	2	0	0	0	0	0	0
* SMU	1/5/23		23:31	1-9	1-7	3-3	2-8	10	3	0	0	0	0	6
* at Cincinnati	1/8/23		4:07	0-1	0-1	0-0	0-0	0	0	0	0	0	0	0
* SOUTH FLORIDA	1/11/23		14:51	3-6	2-5	0-0	0-0	0	3	0	1	0	0	8
* at Tulane	1/17/23		13:15	1-2	1-2	3-3	0-1	1	3	1	2	0	2	6
* TEMPLE	1/22/23		11:56	1-2	1-2	0-0	1-0	1	2	0	1	0	0	3
* at UCF	1/25/23		23:38	5-7	4-6	4-4	0-3	3	3	0	0	1	0	18
* CINCINNATI	1/28/23		23:51	1-5	1-5	2-3	0-2	2	1	1	1	0	0	5
* at Wichita State	2/2/23		6:22	0-2	0-2	0-0	0-1	1	2	0	0	0	0	0
* at Temple	2/5/23		19:33	2-4	1-3	1-2	1-2	3	2	0	0	0	0	6
* at SMU	2/16/23		22:33	2-8	2-6	1-2	3-2	5	3	2	1	1	0	7
* MEMPHIS	2/19/23		15:49	1-7	0-4	0-0	0-0	0	3	1	0	0	2	2
* TULANE	2/22/23		17:18	1-8	1-6	2-2	3-2	5	2	2	1	0	1	5
* at East Carolina	2/25/23		17:29	0-2	0-1	0-0	1-1	2	3	1	1	0	1	0
* WICHITA STATE	3/2/23		10:15	1-3	1-3	4-4	1-1	2	3	1	1	0	0	7
* at Memphis	3/5/23		14:16	2-4	1-3	0-0	0-0	0	2	0	1	0	0	5
vs. (9) East Carolina	3/10/23		18:09	1-6	1-4	1-2	0-2	2	4	0	0	0	1	4
vs. (4) Cincinnati	3/11/23		22:42	1-5	0-2	0-0	0-3	3	4	0	0	0	0	2
vs. (2) Memphis	3/12/23		12:37	1-5	1-5	0-0	2-0	2	2	0	0	0	0	3
vs. (16) Northern Kentucky	3/16/23		22:43	3-4	2-3	2-2	0-1	1	3	1	0	0	0	10
vs. (9) Auburn	3/18/23		12:54	1-4	1-3	4-5	0-4	4	2	0	0	0	1	7
vs. #16/15 (5) Miami (Fla.)	3/24/23		17:30	3-8	2-6	0-0	0-2	2	3	0	0	0	0	8

2023-24 COUGARS

SHARP'S CAREER STATISTICS

Year	W-L	GP-GS	MP	FG-FGA	Pct	3P-A	Pct	FT-FTA	Pct	Off-Def	Reb – Avg	PF-DQ	Ast	TO	Blk	Stl	Pts – Avg
2021-22																	
2022-23	30-3	33-0	515	58-159	.365	43-124	.347	37-42	.881	20-54	74 – 2.2	72-1	16	26	2	10	196 – 5.9
Totals	30-3	33-0	515	58-159	.365	43-124	.347	37-42	.881	20-54	74 – 2.2	72-1	16	26	2	10	196 – 5.9

SHARP'S CAREER STATISTICS - AMERICAN ATHLETIC CONFERENCE ONLY

Year	W-L	GP-GS	MP	FG-FGA	Pct	3P-A	Pct	FT-FTA	Pct	Off-Def	Reb – Avg	PF-DQ	Ast	TO	Blk	Stl	Pts – Avg
2021-22																	
2022-23	17-1	18-0	287	29-88	.330	22-70	.314	25-28	.893	13-33	46 – 2.6	44-1	10	15	2	7	105 – 5.8
Totals	17-1	18-0	287	29-88	.330	22-70	.314	25-28	.893	13-33	46 – 2.6	44-1	10	15	2	7	105 – 5.8

RETURNING STUDENT-ATHLETES


#1 JAMAL SHEAD

Guard
6-1 • 200 • Senior-3L
Manor, Texas (Manor HS)
Health
CAREER HIGHS
Points

25, vs. Wichita State (3/2/23)

Field Goals Made

 10, vs. Wichita State (3/2/23)
 10, vs. Our Lady of the Lake (2/6/21)

Field Goal Attempts

20, vs. #8/10 Alabama (12/10/22)

3-Point Field Goals Made

 4, vs. Wichita State (3/2/23)
 4, vs. Norfolk State (11/29/22)

3-Point Field Goal Attempts

9, vs. Memphis (3/12/23)

Free Throws Made

9, vs. #2/2 Arizona (3/24/22)

Free Throw Attempts

 10, vs. Memphis (3/12/23)
 10, vs. #2/2 Arizona (3/24/22)

Rebounds

9, vs. Our Lady of the Lake (2/6/21)

Offensive Rebounds

 3, at UCF (1/25/23)
 3, vs. SMU (1/5/23)
 3, vs. Tulane (2/2/22)

Defensive Rebounds

8, vs. Our Lady of the Lake (2/6/21)

Assists

13, vs. Temple (3/3/22)

Steals

8, vs. Our Lady of the Lake (2/6/21)

Blocked Shots

4, vs. Lamar (11/25/20)

Minutes Played

49:31, at Wichita State (2/20/22)

HONORS

- **2022-23 American Athletic Conference Defensive Player of the Year**
- **2021-22 NCAA South Region All-Tournament Team**
- **2022-23 NABC All-District 24 Second Team**
- **2022-23 All-American Athletic Conference Second Team**
- **2021-22 All-American Athletic Conference Third Team**
- **2021-22 All-Texas Honorable Mention**
(Dave Campbell's Texas Basketball)
- **2022-23 American Athletic Conference All-Tournament Team**
- **The American Player of the Week (March 6, 2023)**
- **The American Honor Roll (Jan. 30, 2023)**
- **The American Honor Roll (Dec. 20, 2021)**
- **2020-21 American Athletic Conference All-Academic Team**

JUNIOR (2022-23)

Joined Reid Gettys as only players in school history with multiple 200-assist seasons in their careers... Was one of only two Cougars to start all 37 games... Was one of 10 student-athletes to rank among the Top-30 leaders in both assists per game and assist-turnover ratio... Averaged 10.5 points, 3.0 rebounds and 5.4 assists per game... Recorded two double-doubles and was the only Cougar with points-assists double-doubles... Finished season ranked seventh in Houston career history with 460 assists... Led Houston and ranked second in The American with 5.4 assists per game... Topped Cougars and stood third in the league with 2.63 assist-turnover ratio... Led Houston and ranked sixth in The American with 1.70 steals per game... Became 20th player in Houston history with multiple 100+ assist seasons during his career... Made his season debut in season-opening win over Northern Colorado inside the Fertitta Center... Finished with nine points and a game-high nine assists and only one turnover to go with three assists and three steals against the Bears (11/7)... Led all players with eight assists and three steals and had only one turnover in win over Saint Joseph's in Veterans Classic in Annapolis, Md. (11/11)... Tied for game-high honors with six assists and scored eight points with two rebounds and a steal in home win over Texas Southern in finale of Cougar Classic (11/16)... Scored 13 points and grabbed two rebounds with four assists, a game-high four steals and no turnovers in more than 35 minutes at rv/rv Oregon (11/20)... Did a little of everything in home win over Kent State, finishing with six points, five rebounds, three steals and a pair of assists (11/26)... Led all players with 11 assists and added 12 points with three rebounds and a steal in home win over Norfolk State (11/29)... Dished out a game-high 10 assists with four rebounds, four steals, a blocked shot and no turnovers in more than 25 minutes in home win over North Florida (12/6)... Led all players with 19 points and added seven rebounds with three assists and a pair of steals in home loss to #8/10 Alabama (12/10)... Posted 11 points with three rebounds and four assists in win at #2/2 Virginia

(12/17)... Led all players with nine assists and added two rebounds with a pair of steals in home win over McNeese (12/21)... Finished with 11 points and added four rebounds with four assists and two steals in home win over UCF (12/31)... Scored 20 points with six rebounds and three steals in home win over South Florida (1/11)... Posted 14 points on 6-of-10 shooting and dished out a game-high seven assists with a steal in road win at Tulane (1/17)... Led Cougars with 13 points and grabbed five rebounds with an assist and steal in home loss to Temple (1/22)... Totaled 14 points with a game-high six assists and six rebounds to lead the Cougars in a road win at UCF (1/25)... Drilled a step-back jumper with 47 seconds remaining to break a tie and give the Cougars the lead for good in home win over Cincinnati... Finished with 13 points on 5-of-9 shooting with a team-high five assists and only one turnover against the Bearcats (1/28)... Led all players with seven assists and added 13 points with three rebounds, a pair of steals and only one turnover in nearly 38 minutes in road win at Wichita State (2/2)... Scored 12 points with a game-high seven assists and added a rebound and three steals with only one turnover in road win at Temple (2/5)... Led all players with 12 assists and scored three points with seven rebounds and a pair of steals in home win over Tulsa (2/8)... Led all players with eight assists (with only one turnover) and scored 13 points on 6-of-11 shooting with a pair of steals in road win at SMU (2/16)... Finished with 10 points and tied for game-high honors with six assists in home win over Tulane (2/22)... Led all players with 25 points on 10-of-17 shooting and grabbed three rebounds with three steals and an assist in Senior Night win over Wichita State in Fertitta Center (3/2)... Drained 18-foot jumper as time expired to lift Cougars to win in regular-season finale at Memphis... Tied for team-high honors with 16 points and dished out seven assists with three steals and only one turnover while playing all but 100 seconds against the Tigers (3/5). **The American Championship:** Scored 12 points with four assists and a pair of steals in Quarterfinal win over East Carolina (3/10)... Totaled a team-high 16 points with four assists and two steals in Title Game vs. Memphis (3/12). **NCAA Tournament:** Posted 10 points with a game-high five assists and two rebounds in Round of 32 win over (9) Auburn (3/18)... Scored 15 points on 6-of-11 shooting and grabbed three rebounds with a game-high five assists in Sweet 16 loss to #16/15 (5) Miami (Fla.) (3/24).

SOPHOMORE (2021-22)

Became third sophomore in school history to be named to NCAA Tournament All-Regional Team, joining Hakeem Olajuwon (1984) and Elvin Hayes (1968)... One of four Cougars to compete in all 38 games, setting a school single-season record... Dished out 221 assists for the second-highest total in Houston single-season history... Led Houston and the American Athletic Conference with 5.8 assists per game and a 2.91 assist-turnover ratio... Ranked among the nation's Top-10 leaders in both assists per game (10th) and assist-turnover ratio (9th) and was the only NCAA Division I student-athlete to rank among the Top 10 national leaders in both categories... Led the Cougars and ranked fourth in The American with 1.6 steals per game... Tied for fourth in the league with four double-doubles... Made his season debut in Houston's overtime win over Hofstra inside the Fertitta Center... Finished with eight points, three assists, a rebound and steal against the Pride (11/9)... Scored seven points with four rebounds, four assists, three steals and only one turnover in big home win over Rice (11/12)... Totaled eight points with two rebounds, three assists, three steals and only one turnover in Maui Jim Maui Invitational First-Round win over Butler (11/22)... Finished with eight points, five assists and two rebounds against Wisconsin in Maui Jim Maui Invitational Semifinals

RETURNING STUDENT-ATHLETES

(11/23)... Made his first start of season in Maui Jim Maui Invitational Third-Place Game win over rv/#23 Oregon... Posted four points with two rebounds and a game-high six assists against the Ducks (11/24)... Totaled 12 points on 4-of-6 shooting from the field with a game-high nine assists, three rebounds and four steals against Northwestern State (11/30)... Dished out four assists with no turnover and scored six points on 3-of-4 shooting in home win over Bryant (12/3)... Recorded 11 assists without a turnover and added five points with two steals in win over Alcorn State (12/6)... Totaled 12 points with three assists and two steals at #9/9 Alabama (12/11)... Posted 16 points with a game-high five assists and added five rebounds and a steal in win over Louisiana (12/14)... Led all player with 18 points and eight assists and added two steals and an offensive rebound in win over Oklahoma State at Hoop Hype XL in Fort Worth, Texas (12/18)... Recorded first double-double of season and second of his career with 12 points and 10 assists in home win over Texas State... Added four rebounds with a pair of steals against Bobcats (12/22)... Scored 14 points with six assists while playing all 40 minutes in American Athletic Conference-opening win at Temple (1/2)... Posted 13 points with four assists in win at South Florida (1/5)... Totaled 10 points with four rebounds and seven assists in home win vs. Wichita State (1/8)... Led all players with five assists in home win over South Florida (1/18)... Finished with seven points, five assists, four steals and three rebounds in home win over East Carolina (1/22)... Posted 17 points with five rebounds, six assists and three steals in road win at Cincinnati (2/6)... Totaled 14 points with a game-high 12 assists and added four rebounds at -/rv SMU (2/9)... Finished with 12 points and three assists against Memphis (2/12)... Recorded 12 points with a game-high eight assists and added two steals in home win over UCF (2/17)... Finished with 13 points, seven rebounds and nine assists while playing all but 29 seconds in double-overtime road win at Wichita State... Fed J'Wan Roberts on the game-winning dunk with 1.2 seconds left in double overtime... Added four steals against the Shockers (2/20)... Led all players with seven assists and added nine points and four rebounds in road win at Tulane (2/23)... Scored 10 points and added a game-high 11 assists with two rebounds and three steals in win over rv/rv SMU (2/27)... Set a career and Fertitta Center record with 13 assists and added three steals in home win over Temple (3/3)... Led all players with eight assists and added nine points with three rebounds at Memphis (3/6). **The American Championship:** Led all players with seven assists and added 15 points with five rebounds and a blocked shot in Quarterfinal win over Cincinnati (3/11)... Dished out six assists and added five points with three rebounds in Semifinal win over Tulane (3/12)... Scored 10 points with four rebounds, six assists and a steal in Title Game win over Memphis (3/13). **NCAA Tournament:** Led all players with seven assists and only one turnover and scored 12 points with three rebounds in First-Round win over UAB... Scored 18 points with a rebound, three assists and three steals in Second-Round win over #19/16 Illinois (3/20)... Led all players with 21 points, thanks to 9-of-10 shooting from the free throw line, and added a game-high six assists with four rebounds and two steals in Sweet 16 win over #2/2 Arizona (3/24).

FRESHMAN (2020-21)

Led Cougars with four blocked shots and dished out three assists in season-opening win over Lamar inside Fertitta Center (11/25)... Totaled nine points with a rebound, assist, steal and blocked shot in win over South Carolina (12/5)... Made first start of his career in home win over Alcorn State... Finished with 10 points with a rebounds, three assists and a pair of steals against the Braves (12/20)... Scored eight points on 4-of-6 shooting with four assists and a rebound in win at Tulane (1/28)... Nearly completed a quadruple double with 20 points, nine rebounds and game highs of 11 assists and eight steals in win over Our Lady of the Lake (2/6)... Scored five points with four assists and a steal in win over USF (2/28). **The American Championship:** Totaled two points with two rebounds and three assists in Title Game win over Cincinnati (3/14). **NCAA Tournament:** Grabbed two rebounds and dished out an assist in First-Round win over Cleveland State (3/19).

MANOR HIGH SCHOOL

4-star recruit by *Rivals* and ESPN... 3-star recruit by *247Sports*... Chose Houston over Texas A&M, SMU and Colorado State... Competed for Head Coach Anthony Swain. **Senior (2019-20):** Averaged 19.3 points and 4.3 assists per game... Named to Texas All-State Third Team presented by Suddenlink... Named to Class 5A All-Region III Team... Closed prep career with six 3-pointers on way to 32 points in Class 5A Regional Final loss to Shadow Creek High School... Finished with 20 points, six rebounds and three blocks in win over Round Rock High in Class 5A bi-district playoff game... Scored game-high 31

points win win over Huntsville High in Class 5A Regional Quarterfinals. **Junior (2018-19):** Recognized as District 18-5A Most Valuable Player... Earned place on TABC Class 5A All-Region III... Was a finalist for *American-Statesman* Player of the Year... Helped lead Manor High to state tournament for first time in school history... Averaged 18.1 points, 6.0 rebounds, 3.9 assists and 2.7 assists per game... Scored 28 points, including 10 in the fourth quarter, to lead Mustangs to win over Cedar Park High School in Class 5A Regional III Quarterfinals... Led all players with 44 points and dished out the game-winning assist with four seconds remaining in win over Rudder High School in Class 5A area playoff game. **Sophomore (2017-18):** Competed at Connally High School... Named District 19-5A Offensive Most Valuable Player. **Freshman (2016-17):** Competed at Connally High School.

PERSONAL

Full name is Jamal Daniel Shead... Name is pronounced Juh-Mall Shed... Born in Austin, Texas... Son of Lysa and Elvin Shead.. Has a sister, Autumn, and a brother, Jaylen... Majoring in health.



RETURNING STUDENT-ATHLETES

SHEAD's 2022-23 GAME-BY-GAME (33-4 • 17-1 American)

Table with columns: Opponent, GS, Min, FG-A, 3FG-A, FT-A, O-D-T, PF, A, TO, Blk, Stl, Pts. Rows include games against Northern Colorado, Rice, Oral Roberts, etc.

SHEAD's 2020-21 GAME-BY-GAME (23-3 • 12-2 American)

Table with columns: Opponent, GS, Min, FG-A, 3FG-A, FT-A, O-D-T, PF, A, TO, Blk, Stl, Pts. Rows include games against Lamar, Boise State, South Carolina, etc.

SHEAD's 2021-22 GAME-BY-GAME (32-6 • 15-3 American)

Table with columns: Opponent, GS, Min, FG-A, 3FG-A, FT-A, O-D-T, PF, A, TO, Blk, Stl, Pts. Rows include games against Hofstra, Rice, North Florida, etc.

2023-24 COUGARS

SHEAD's CAREER STATISTICS

Summary table with columns: Year, W-L, GP-GS, MP, FG-FGA, Pct, 3P-A, Pct, FT-FTA, Pct, Off-Def, Reb - Avg, PF-DQ, Ast, TO, Blk, Stl, Pts - Avg.

SHEAD's CAREER STATISTICS - AMERICAN ATHLETIC CONFERENCE ONLY

Summary table with columns: Year, W-L, GP-GS, MP, FG-FGA, Pct, 3P-A, Pct, FT-FTA, Pct, Off-Def, Reb - Avg, PF-DQ, Ast, TO, Blk, Stl, Pts - Avg.

SOCIAL MEDIA

FOLLOW THE COUGARS



UHCOUGARMBK

#ForTheCity

#GoCougs



FOOTBALL

UHCOUGARFB

BASEBALL

UHCOUGARBB

W. BASKETBALL

UHCOUGARWBB

M. GOLF

UHCOUGARMGOLF

W. GOLF

UHCOUGARWGOLF

SOCCER

UHCOUGARSOCCER

SOFTBALL

UHCOUGARSB

SWIMMING & DIVING

UHCOUGARSWIM

TENNIS

UHCOUGARTENNIS

TRACK & FIELD / XC

UHCOUGARTF

VOLLEYBALL

UHCOUGARVB

RETURNING STUDENT-ATHLETES


#3 RAMON WALKER Jr.

Guard
6-4 • 210 • Junior-2L (RS '22-23)
Pearland, Texas (Shadow Creek HS)
Health
CAREER HIGHS
Points

13, at Temple (1/2/22)

Field Goals Made

4, done four times; Most recently vs. Tulane (3/12/22)

Field Goal Attempts

10, at Temple (1/2/22)

3-Point Field Goals Made

3, done three times; Most recently vs. Tulane (3/12/22)

3-Point Field Goal Attempts

 6, vs. Tulane (2/2/22)
6, at Temple (1/2/22)

Free Throws Made

 3, vs. Cincinnati (3/11/2022)
3, vs. Oklahoma State (12/18/21)

Free Throw Attempts

4, vs. Oklahoma State (12/18/21)

Rebounds

7, vs. rv/rv SMU (2/27/22)

Offensive Rebounds

 3, vs. Temple (3/3/22)
3, vs. Tulane (2/2/22)

Defensive Rebounds

6, at Tulsa (1/15/22)

Assists

2, done four times; Most recently vs. Northern Colorado (11/7/22)

Steals

2, vs. Oklahoma State (12/18/21)

Blocked Shots

 1, vs. Cincinnati (3/1/22)
1, at Wichita State (2/20/22)

Minutes Played

37:01, at Temple (1/2/22)

SOPHOMORE (2022-23)

Made his season debut in season-opening win over Northern Colorado inside the Fertitta Center... Posted two assists and a rebound against the Bears (11/7)... Scored nine points with five rebounds and a steal in win over Saint Joseph's at Veterans Classic in Annapolis, Md. (11/11)... Grabbed six rebounds, including two offensive, in home win over Oral Roberts during first game of the Cougar Classic (11/14)... Finished with seven points, four rebounds, an assist and steal in home win over Texas Southern in finale of Cougar Classic (11/16).

FRESHMAN (2021-22)

Competed in 24 games with starts against American Athletic Conference rivals Temple and South Florida during his first collegiate season... Made his collegiate debut in home win over Louisiana... Connected on 3-of-4 free throw against Oklahoma State at Hoop Hype XL in Fort Worth... Also posted two steals and drew a pair of charges against the Cowboys (12/18)... Scored five points and grabbed five rebounds with an assist in home win over Texas State (12/22)... Scored 13 points with three 3-pointers and grabbed three rebounds with a steal in American Athletic Conference-opening win at Temple... Made the first start of his collegiate career against the Owls (1/2)... Grabbed five rebounds with two assists in home win over South Florida (1/18)... Snared six rebounds in home win over East Carolina (1/22)... Posted 11 points with four rebounds in home win over Tulane (2/2)... Buried a pair of 3-pointers and added a rebound and steal in home win over UCF (2/17)... Drained three 3-pointers and grabbed a key offensive rebound late in double overtime in road win at Wichita State... Finished with 11 points against the Shockers (2/20)... Grabbed five rebounds with three points and a pair of assists in road win at Tulane (2/23)... Hauled in seven rebounds in win over rv/rv SMU (2/27)... Snared four rebounds, including three offensive in home win over Temple (3/3). **The American Championship:** Scored 11 points with three 3-pointers and grabbed six rebounds with an assist and steal in Semifinal win over Tulane (3/12). **NCAA Tournament:** Grabbed six rebounds, including two offensive, with two points and two assists in First-Round win over UAB.

HIGH SCHOOL

3-star recruit by *Rivals*... Also recruited by North Texas, Texas State and Sam Houston State... Competed for Head Coach David President. **Senior (2020-21):** Received the Guy V. Lewis Award as the city of Houston's top high school player... Became fourth Guy V. Lewis Award recipient to join Houston, joining Tramon Mark (2020), Quen-

tin Grimes (2018) and Galen Robinson Jr. (2015)... Named *Houston Chronicle* All-Greater Houston Player of the Year... Member of Class 6A All-State and All-Region honors from Texas Association of Basketball Coaches... Averaged 23.0 points, 8.0 rebounds and 2.0 assists per game to lead the Sharks to a 22-3 record and Regional quarterfinals. **Junior (2019-20):** Finalist for Guy V. Lewis Award, presented to city of Houston's top high school player... Selected to Houston Chronicle All-Greater Houston First Team... Named to All-District 24-5A First Team... Earned place on All-VYPE Second Team... Averaged 24.4 points to lead Sharks with 6.3 rebounds, 2.9 steals and 2.6 assists per game... Totaled 30 points with nine free throws late in the game to clinch a Class 5A regional semifinal win over Manor High School... Scored game-high 26 points in win over Manvel High School.

PERSONAL

Full name is Ramon Diere Walker Jr.... Born in Houston... Son of Sharanda and Ramon Walker... Has a brother, Jaylen Walker, and a sister, Marissa Stinson... Majoring in health.



RETURNING STUDENT-ATHLETES

WALKER Jr.'s 2022-23 GAME-BY-GAME (9-1 • 1-0 American)

Opponent	Date	GS	Min	FG-A	3FG-A	FT-A	Off-Def	Tot	PF	A	TO	Blk	Stl	Pts
NORTHERN COLORADO	11/7/22		13:38	1-2	1-2	0-0	0-1	1	3	2	0	0	0	3
vs. Saint Joseph's	11/11/22		18:09	3-6	2-4	1-2	2-2	4	5	0	0	0	1	9
ORAL ROBERTS	11/14/22		20:20	0-1	0-1	0-0	2-4	6	1	0	2	0	0	0
TEXAS SOUTHERN	11/16/22		17:47	3-6	1-3	0-0	1-3	4	2	1	0	0	1	7
at rv/rv Oregon	11/20/22		7:18	0-0	0-0	2-3	0-0	0	0	0	0	0	0	2
KENT STATE	11/26/22		DNP – Illness											
NORFOLK STATE	11/29/22		DNP – Illness											
vs. –/rv Saint Mary's (Calif.)	12/3/22		DNP – Coach's Decision											
NORTH FLORIDA	12/6/22		21:05	0-4	0-3	2-2	0-3	3	2	0	2	0	0	2
#8/10 ALABAMA	12/10/22		16:33	0-2	0-1	0-0	1-3	4	3	0	0	0	0	3
NORTH CAROLINA A&T	12/13/22		10:18	3-5	0-0	0-0	0-1	1	0	0	2	0	0	6
at #2/2 Virginia	12/17/22		DNP – Coach's Decision											
MCNEESE	12/21/22		15:36	0-1	0-0	0-0	1-0	1	0	1	0	0	0	0
* at Tulsa	12/28/22		9:52	0-1	0-1	0-0	0-1	1	0	0	0	0	0	0

Sat out for the remainder of the season

WALKER Jr.'s 2021-22 GAME-BY-GAME (24-4 • 15-3 American)

Opponent	Date	GS	Min	FG-A	3FG-A	FT-A	Off-Def	Tot	PF	A	TO	Blk	Stl	Pts
HOFSTRA	11/9/21		DNP – Coach's Decision											
RICE	11/12/21		DNP – Injury											
rv/#25 VIRGINIA	11/16/21		DNP – Injury											
vs. Butler	11/22/21		DNP – Injury											
vs. Wisconsin	11/23/21		DNP – Injury											
vs. rv/#23 Oregon	11/24/21		DNP – Injury											
NORTHWESTERN STATE	11/30/21		DNP – Injury											
BRYANT	12/3/21		DNP – Injury											
ALCORN STATE	12/6/21		DNP – Injury											
at #9/9 Alabama	12/11/21		DNP – Injury											
LOUISIANA	12/14/21		7:09	0-3	0-2	0-0	0-0	0	1	0	0	0	0	0
vs. Oklahoma State	12/18/21		17:25	0-0	0-0	3-4	0-1	1	1	0	1	0	2	3
TEXAS STATE	12/22/21		22:39	2-4	1-3	0-0	1-4	5	1	1	0	0	0	5
* CINCINNATI	12/28/21		Postponed											
* at Temple	1/2/22	*	37:01	4-10	3-6	2-2	1-2	3	0	0	1	0	1	13
* at South Florida	1/5/22		19:11	0-4	0-4	0-0	0-1	1	1	1	1	0	0	0
* WICHITA STATE	1/8/22		12:20	1-4	1-4	2-2	0-1	1	1	1	0	0	1	5
* at Tulsa	1/15/22		30:45	1-5	0-4	0-0	0-6	6	4	1	1	0	0	2
* SOUTH FLORIDA	1/18/22	*	22:27	1-7	0-5	0-0	2-3	5	3	2	0	0	0	2
* EAST CAROLINA	1/22/22		17:01	1-2	1-2	0-0	1-5	6	4	0	0	0	0	3
* at UCF	1/29/22		9:28	1-1	0-0	0-0	0-0	0	3	0	0	0	1	2
* TULANE	2/2/22		25:21	4-9	1-6	2-2	3-1	4	2	0	1	0	0	11
* at Cincinnati	2/6/22		20:33	0-2	0-2	0-0	0-1	1	1	1	0	0	0	0
* at –/rv SMU	2/9/22		13:08	0-0	0-0	0-0	0-1	1	1	0	1	0	0	0
* MEMPHIS	2/12/22		11:04	0-1	0-1	0-0	1-0	1	0	0	0	0	0	0
* UCF	2/17/22		13:15	2-2	2-2	2-3	0-1	1	2	0	1	0	1	8
* at Wichita State	2/20/22		31:09	4-6	3-5	0-0	2-0	2	2	0	1	1	0	11
* at Tulane	2/23/22		20:02	1-4	1-4	0-0	1-4	5	1	2	0	0	0	3
* rv/rv SMU	2/27/22		22:10	0-1	0-1	0-1	2-5	7	3	0	0	0	0	0
* CINCINNATI	3/1/22		19:07	0-3	0-2	0-0	0-1	1	3	0	2	1	0	0
* TEMPLE	3/3/22		13:12	0-0	0-0	0-0	3-1	4	0	0	1	0	0	0
* at Memphis	3/6/22		12:52	0-1	0-1	0-0	1-2	3	2	1	2	0	1	0
vs. Cincinnati	3/11/22		13:06	0-0	0-0	3-3	0-1	1	2	1	0	0	0	3
vs. Tulane	3/12/22		23:19	4-7	3-4	0-0	1-5	6	1	1	1	0	1	11
vs. Memphis	3/13/22		19:40	0-2	0-2	0-0	1-0	1	0	0	1	0	0	0
vs. UAB	3/18/22		16:28	0-1	0-1	2-2	2-4	6	3	2	0	0	1	2
vs. #19/16 Illinois	3/20/22		11:55	0-0	0-0	0-0	0-0	0	1	0	0	0	0	0
vs. #2/2 Arizona	3/24/22		26:30	2-3	1-2	0-0	0-3	3	2	0	0	1	1	5
vs. #6/5 Villanova	3/26/22		8:45	0-0	0-0	0-0	0-0	0	1	0	0	0	0	0

WALKER Jr.'s CAREER STATISTICS

Year	W-L	GP-GS	MP	FG-FGA	Pct	3P-A	Pct	FT-FTA	Pct	Off-Def	Reb – Avg	PF-DQ	Ast	TO	Blk	Stl	Pts – Avg
2021-22	24-4	28-2	517	28-82	.341	17-62	.274	16-19	.842	22-53	75 – 2.7	46-0	14	15	3	10	89 – 3.2
2022-23	9-1	10-0	151	10-28	.357	4-15	.267	5-7	.714	7-18	25 – 2.5	16-1	4	6	0	2	29 – 3.9
Totals	33-5	38-2	668	38-110	.345	21-77	.273	21-26	.808	29-71	100 – 2.6	62-1	18	21	3	12	118 – 3.1

WALKER Jr.'s CAREER STATISTICS - AMERICAN ATHLETIC CONFERENCE ONLY

Year	W-L	GP-GS	MP	FG-FGA	Pct	3P-A	Pct	FT-FTA	Pct	Off-Def	Reb – Avg	PF-DQ	Ast	TO	Blk	Stl	Pts – Avg
2021-22	15-3	18-2	350	20-62	.323	12-48	.250	8-10	.800	17-35	52 – 2.9	33-0	9	12	2	5	60 – 3.3
2022-23	1-0	1-0	10	0-1	.000	0-1	.000	0-0	.000	0-1	1 – 1.0	0-0	0	0	0	0	0 – 0.0
Totals	16-3	19-2	360	20-63	.317	12-49	.245	8-10	.800	17-36	53 – 2.8	33-0	9	12	2	5	60 – 3.2

RETURNING STUDENT-ATHLETES


#24 MYLIK WILSON

Guard
6-2 • 175 • r-Senior-RS (RS '22-23)
Rayville, La.
Rayville HS/Louisiana/Texas Tech
Psychology
CAREER HIGHS
Points

30, at Appalachian State (1/6/20)

Field Goals Made

10, at Appalachian State (1/6/20)

Field Goal Attempts

19, at Appalachian State (1/6/20)

3-Point Field Goals Made

5, at UT Arlington (1/16/21)

5, vs. South Alabama (1/2/20)

3-Point Field Goal Attempts

9, vs. South Alabama (1/2/20)

Free Throws Made

7, at ULM (2/13/21)

7, at Arkansas State (12/18/19)

Free Throw Attempts

10, at Arkansas State (12/18/19)

Rebounds

16, at UT Arlington (1/16/21)

Offensive Rebounds

6, vs. LSU-Alexandria (12/8/20)

Defensive Rebounds

13, at UT Arlington (1/16/21)

Assists

8, vs. Coastal Carolina (3/3/20)

Steals

5, vs. New Orleans (12/15/20)

5, vs. Coastal Carolina (3/3/20)

Blocked Shots

3, vs. Kansas State (2/28/22)

3, vs. ULM (2/11/21)

Minutes Played

40, vs. South Alabama (3/6/21)

40, at Appalachian State (1/6/20)

*Achieved prior to Houston
2019-21 — Louisiana | 2021-22 Texas Tech*
HONORS

- **2021 Sun Belt Conference All-Tournament Team**
- **2020-21 Sun Belt Conference Freshman of the Year**
- **2020 Kyle Macy Freshman All-American**
- **2020 All-Louisiana Honorable Mention**

Has two years of eligibility remaining with the start of the 2023-24 season.

SENIOR (2022-23)

Sat out as a redshirt and did not compete in any games... Practiced regularly with the team.

PRE-HOUSTON

2021-22 (Junior Season at Texas Tech): Averaged 2.5 points, 1.7 rebounds, 1.2 steals, 1.7 assists and 0.5 blocks per game in his first season... Scored a season-high 12 points in the Big 12/SEC Challenge win over Mississippi State where he was 3-for-4 from the field and 6-of-6 on free throws... Had the third most steals on the team with 38 steals, including a season-high four steals in a home win over Texas... Recorded a 3-block game against Kansas State and also had two blocks in the Big 12 Championship Quarterfinals win over Iowa State. **2020-21 (Sophomore Season at Louisiana):** Team's second-leading scorer at 12.9 points per game while ranking among the national leaders in steals and steals per game... Added 5.5 rebounds, 3.2 assists and 2.0 steals per game while starting in all 26 games... Was 132-for-301 (.439) from the floor, 13-for-53 (.245) from behind the 3-point line and 59-for-81 (.728) from the charity stripe... Finished the season ranked No. 29 among Division I players in total steals (52) and was 33rd in steals per game (2.0)... Scored in double figures in 20 games during the season with four games with 20 or more... Posted four double-doubles on the season... Scored 16 of his game-high 21 points in the second half in a road win at New Orleans (12/2) to start a 14-game stretch of scoring in double figures... Posted his first double-double of the season with 14 points and 10 boards in the home opener against LSU Shreveport (12/5) and had 15 points with seven rebounds and six assists against LSU Alexandria (12/8)... Had 11 points with three steals in a comeback win over Louisiana Tech (12/12) before scoring 15 points on 6 of 11 shooting in a rematch against New Orleans (12/15)... Opened Sun Belt Conference play with 21 points, 12 rebounds, three blocks and four steals against Texas State (1/1)... Best game of the season came in the SBC weekend finale at UT Arlington (1/16) with 25 points, 16 rebounds and four steals... Recorded his third double-double of the season after finishing 8-for-11 from the floor, while going 5-for-5 from behind the 3-point line... Scored 16 points with four 3-pointers and four steals in the first half as Louisiana built a 25-point lead... Scored 20 points and dished out seven assists in a road win at ULM (2/13) going 6-for-10 from the floor and 7-for-7 from the free throw line. **Sun Belt Conference Championship:** Scored 16 points and grabbing 10 rebounds against South Alabama (3/6)... Added 19 points on 9 of 16 shooting with six assists against Georgia State in

the Semifinals (3/7). **2019-20 (Freshman Season at Louisiana):** Named the Sun Belt Conference Freshman of the Year... Finished as the lone Division I freshman nationally averaging 11 points, five rebounds, two assists and two steals per game... Became the 21st Division I freshmen overall since the 1992-93 season to average 11/5/2/2 - joining a list that includes James Harden (Arizona State), Michael Redd (Ohio State), Caron Butler (Connecticut), Tyreke Evans (Memphis), Ronnie Brewer (Arkansas) and Zion Williamson (Duke)... Played in 29 games with 24 starts and averaged 11.5 points, 5.7 rebounds, 2.9 assists and 2.3 steals per game... Led all Division I freshmen in steals per game (2.3)... Finished 12th nationally in steals per game and was 16th in total steals (68)... His 68 steals were tied for sixth-most in a single-season in Ragin' Cajuns history... Was second in the league in steals per game... Led all Sun Belt Conference freshman in scoring, rebounds, steals and minutes played (32.2)... Averaged 4.6 defensive rebounds per game to rank eighth overall among Sun Belt Conference players while his 5.3 average in SBC games was the second highest... Averaged 3.5 assists per game in Sun Belt Conference play... Recorded 19 games with two or more steals, highlighted by season-high five in games against Little Rock (12/21), Appalachian State (1/6) and Coastal Carolina (3/3)... Scored season-high 30 points (the most by a Ragin' Cajun during the 2019-20 season) in Louisiana's 81-73 win at Appalachian State (1/6)... Helped the Ragin' Cajuns rally from a 15-point deficit in the contest by scoring 21 points in the second half... Missed the next four games due to a knee sprain... Returned to the lineup against ULM (1/25), scoring nine points with three assists and two steals... Scored 15 points with eight rebounds at Texas State (2/1)... Had 16 points, including eventual game-winning bucket with 1.9 seconds remaining in an 80-78 win over Georgia State (2/6)... Added eight rebounds and had four steals in the come-from-behind win over the Panthers... Posted a double-double in Louisiana's win over Troy (1/4), scoring 18 points and grabbing a season-high 13 rebounds... Scored 17 points with five 3-pointers against South Alabama (1/2)... Added 16 points and grabbed eight rebounds at Arizona State (12/7)... Dished out seven assists with four steals at South Alabama (2/13) before scoring 11 points with seven rebounds and three assists at Troy (2/15)... Went 8-for-12 from the floor, scoring 18 points with four rebounds, four assists and four steals at Little Rock (2/29)... Had 10 points with eight assists and five steals in regular-season finale against Coastal Carolina (3/3). **Sun Belt Conference Championship:** Posted a double-double with 17 points and 12 rebounds against Arkansas State (3/7) in the First Round.

RAYVILLE HIGH SCHOOL

A four-star prospect and the No. 1-ranked player in the state of Louisiana by *Rivals.com*... A two-time LHSAA Class 2A state Player of the Year after leading Hornets to back-to-back Louisiana Class 2A state championships... Earned consecutive Class 2A Player of the Year honors by the Louisiana Association of Basketball Coaches... Selected as the Northeast Louisiana Player of the Year... Named to the Second Team on the 2019 ALL-USA Louisiana Boys Basketball Team... Was a four-time All-District pick... Coached by Damon West... Averaged 18 points, seven rebounds and eight assists per game as the top-ranked Hornets averaged 106.6 points per game and finished with a 34-6 record... Averaged 18 points, five rebounds and eight assists as a junior, leading Rayville HS to a perfect 36-0 record... Played summer basketball on the EYBL circuit for Woodz Elite where he averaged 12 points and three rebounds per game.

PERSONAL

Full name is Mylik De'once Wilson... Born in Monroe, La... Son of Sharon Wilson... Has a brother, Clifton Lewis, and three sisters, Victoria, Tasia and twin, Mykiya Wilson (he is older by eight minutes)... Played in band as a freshman in high school... Career ambition is to play professional basketball... Enjoys watching Netflix and playing dominoes in his spare time... Majoring in psychology.



RETURNING STUDENT-ATHLETES

WILSON'S 2022-23 GAME-BY-GAME (0-0 • 0-0 American)

Table with columns: Opponent, GS, Min, FG-A, 3FG-A, FT-A, O-D-T, PF, A, TO, Blk, Stl, Pts. Rows include Baylor, New Orleans, LSU-SHREVEPORT, etc.

WILSON'S 2020-21 GAME-BY-GAME (17-9 • 10-7 SBC at Louisiana)

Table with columns: Opponent, GS, Min, FG-A, 3FG-A, FT-A, O-D-T, PF, A, TO, Blk, Stl, Pts. Rows include vs. Baylor, at New Orleans, LSU-SHREVEPORT, etc.

WILSON'S 2021-22 GAME-BY-GAME (24-8 • 12-5 Big 12 at Texas Tech)

Table with columns: Opponent, GS, Min, FG-A, 3FG-A, FT-A, O-D-T, PF, A, TO, Blk, Stl, Pts. Rows include NORTH FLORIDA, GRAMBLING STATE, PRAIRIE VIEW A&M, etc.

WILSON'S 2019-20 GAME-BY-GAME (14-15 • 8-8 SBC at Louisiana)

Table with columns: Opponent, GS, Min, FG-A, 3FG-A, FT-A, O-D-T, PF, A, TO, Blk, Stl, Pts. Rows include LOYOLA (N.O.), MCKEESE, YOUNGSTOWN STATE, etc.

WILSON'S CAREER STATISTICS table with columns: Year, W-L, GP-GS, MP, FG-FGA, Pct, 3P-A, Pct, FT-FTA, Pct, Off-Def, Reb - Avg, PF-DQ, Ast, TO, Blk, Stl, Pts - Avg. Includes rows for 2019-20, 2020-21, 2021-22, and Totals.

WILSON'S CAREER STATISTICS - CONFERENCE ONLY table with columns: Year, W-L, GP-GS, MP, FG-FGA, Pct, 3P-A, Pct, FT-FTA, Pct, Off-Def, Reb - Avg, PF-DQ, Ast, TO, Blk, Stl, Pts - Avg. Includes rows for 2019-20 (SBC), 2020-21 (SBC), 2021-22 (Big 12), and Totals.

2023-24 COUGARS

NEWCOMERS


#4 L.J. CRYER

Guard
6-1 • 200 • Senior-TR
Katy, Texas
Morton Ranch HS (Baylor)
Integrated Studies
CAREER HIGHS
Points

30, vs. rv/#22 Creighton (3/19/23)

Field Goals Made

13, vs. rv/#22 Creighton (3/19/23)

Field Goal Attempts

22, vs. rv/#22 Creighton (3/19/23)

3-Point Field Goals Made

8, vs. West Virginia (2/13/23)

3-Point Field Goal Attempts

12, vs. Norfolk State (11/11/22)

Free Throws Made

6, vs. #17/17 TCU (1/4/23)

Free Throw Attempts

7, at Texas Tech (1/17/23)

Rebounds

 5, at #10/10 Texas (1/30/23)
 5, vs. Northwestern State (12/20/22)

Offensive Rebounds

 2, at Oklahoma State (2/27/23)
 2, at #14/16 Kansas State (2/21/23)

Defensive Rebounds

5, vs. Northwestern State (12/20/22)

Assists

 6, at #14/16 Kansas State (2/21/23)
 6, vs. Central Arkansas (11/17/21)

Steals

4, vs. Norfolk State (11/11/22)

Blocked Shots

 1, vs. McNeese (11/23/22)
 1, vs. Kansas State (1/25/22)

Minutes Played

40, at Oklahoma State (1/27/23)

Accomplished at Baylor
HONORS

- **2022-23 All-Big 12 Third Team**
- **2022-23 USBWA All-District VII Team**
- **Big 12 Player of the Week (Jan. 30, 2023)**
- **Big 12 Player of the Week (Nov. 21, 2022)**

PRE-HOUSTON

Junior (2022-23 at Baylor): Played a career-high 30 games... Set the program scoring in an NCAA Tournament game with 30 points against rv/#22 Creighton... Set the Baylor single-season record for free-throw percentage in 2022-23 (.894)... Named to the All-Big 12 Third Team (Coaches)... Was tabbed to the USBWA All-District Team... Tied for the team high with 15 points, while setting a new career high playing 40 minutes in a road win at Oklahoma State (2/27)... Went 8-of-11 from three against WVU (2/13), becoming the ninth BU player to make 8+ threes in a game and the first since MaCio Teague had a school-record 10 against Texas Tech (3/7)... Shot a season-best 72.7% from the field en route to 23 points in a road win at TCU (2/11)... Named Big 12 Player of the Week for the second after a pair of 20-point performances in wins over No. 9 Kansas and Arkansas (1/30)... Notched 20 points in 67-64 win over Arkansas in the SEC/Big 12 Challenge (1/28)... Made a career high five three pointers en route to a team-high 22 points in a win over No. 9 Kansas (1/23)... Went a perfect 4-for-4 from 3-point range and scored 16 points to lift Baylor to a win in Lubbock (1/17)... Scored a team-high 16 points to help lead the Bears past Oklahoma State (1/14)... Returned to the lineup against TCU and scored 13 points after missing two games in concussion protocol (1/4)... Pulled down a career-high five rebounds to go along with 11 points against Northwestern State (12/20)... Named Big 12 Player of the Week (11/21) after averaging 22.3 points on 26-of-46 shooting... Set career highs in points (28) and minutes (35), leading Baylor to a win over No. 8 UCLA in the final game of the Continental Tire Main Event... Eclipsed the 20-point mark for a 6th time in his Baylor career with 20 points against Northern Colorado (11/14/22), his most since scoring a career-high 25 at West Virginia (1/18/22)... Set a career high with four steals against Norfolk State (11/11/22)... In his first game since Feb. 16, 2022, Cryer scored 16 points against MVSU (11/7/22), his seventh double-figure scoring effort in previous eight games... Was a Preseason All-Big 12 (Honorable Mention) selection. **Sophomore (2021-22 at Baylor):** Missed 15 games with a foot injury... Finished third on the team averaging 13.3 points per game... Led team in scoring eight times, including all three starts (21 vs. Stanford, 25 at West Virginia, 14 vs. Kansas State)... Had five 20-point games vs. Nicholls (20), Central Arkansas (20), Stanford (21), UAPB (20), at WVU (25)... Tallied 13 points and three assists in the season opener against Incarnate word (11/12)... Notched 20

points, two assists and two steals against Nicholls (11/15)... Posted 20 points and added career-high six assists and zero turnovers in 22 minutes vs. Central Arkansas (11/17)... Made first career start and set career high with 21 points in 32 minutes vs. Stanford (11/20)... Scored 15 points off bench, including nine points as part of second-half comeback from nine down in win at TCU (1/8)... Led Bears with 18 points in season-high 32 minutes off bench vs. Oklahoma State (1/15)... Made second career start and posted career-high 25 points, including career-high five 3-pointers made, in win at West Virginia (1/18)... Third career start came against Kansas State (1/25), where he scored 14 points in nearly 28 minutes of action... Played his final game of the season at Texas Tech (2/16), hitting two of his four 3-pointers in 14 minutes of action. **Freshman (2020-21 at Baylor):** Came off bench in 20 games, helping Baylor to first Big 12 title and NCAA national championship... Made collegiate debut with 17 points in 15 minutes off the bench vs. Louisiana (11/28), making 5-of-7 treys and adding two steals... Led the team with 15 points in a season-high 25 minutes off the bench against Arkansas-Pine Bluff (12/21)... Finished with 67 points in 20 appearances, shooting 16-of-44 (36.4 percent) from the 3-point line.

MORTON RANCH HIGH SCHOOL

Played for head coach Khris Turner in Katy, Texas... Finished high school career with 3,488 points, fifth-most all-time in Texas public schools and most in Houston area public schools... Named to TABC Class 6A All-State Team and was tabbed 2020 All-Greater Houston Basketball Player of the Year by *Houston Chronicle*... Averaged 34.2 points on 55 percent shooting from the field and 44 percent from 3-point range as senior... Added 5.3 assists, 2.6 rebounds and 2.4 steals per game to help Morton Ranch to Class 6A Region III semifinals... Scored 1,164 points during senior season, shattering Morton Ranch's scoring record... Made 145 treys during senior season, averaging 4.3 made 3-pointers per game... Posted 11 games of 40+ points, including a 50-point, 10-assist game in regular-season finale.

PERSONAL

Full name is Lionel Cryer Jr... Son of Tamica and Lionel Cryer Sr... Born in New Orleans... Both parents attended Grambling State, where father played football and mother played volleyball... Has a brother, Justin... Majoring in integrated studies.



NEWCOMERS

CRYER'S 2022-23 GAME-BY-GAME (21-10 • 11-6 Big 12 at Baylor)

Table with columns: Opponent, GS, Min, FG-A, 3FG-A, FT-A, O-D-T, PF, A, TO, Blk, Stl, Pts. Rows include Mississippi Valley State, Norfolk State, Northern Colorado, etc.

CRYER'S 2020-21 GAME-BY-GAME (19-1 • 8-1 Big 12 at Baylor)

Table with columns: Opponent, GS, Min, FG-A, 3FG-A, FT-A, O-D-T, PF, A, TO, Blk, Stl, Pts. Rows include Louisiana, Washington, Stephen F. Austin, etc.

CRYER'S 2021-22 GAME-BY-GAME (16-3 • 6-3 Big 12 at Baylor)

Table with columns: Opponent, GS, Min, FG-A, 3FG-A, FT-A, O-D-T, PF, A, TO, Blk, Stl, Pts. Rows include UIW, Nicholls, Central Arkansas, etc.

2023-24 COUGARS

CRYER'S CAREER STATISTICS

Summary table with columns: Year, W-L, GP-GS, MP, FG-FGA, Pct, 3P-A, Pct, FT-FTA, Pct, Off-Def, Reb - Avg, PF-DQ, Ast, TO, Blk, Stl, Pts - Avg.

CRYER'S CAREER STATISTICS - BIG 12 CONFERENCE ONLY

Summary table with columns: Year, W-L, GP-GS, MP, FG-FGA, Pct, 3P-A, Pct, FT-FTA, Pct, Off-Def, Reb - Avg, PF-DQ, Ast, TO, Blk, Stl, Pts - Avg.

NEWCOMERS


#11 DAMIAN DUNN

Guard
6-5 • 205 • r-Senior-TR (RS '19-20)
Kinston, N.C.
Meadowcreek HS (Ga.) | Temple
**2023 Temple graduate—Communications & Media Studies
Postbaccalaureate work at UH in 2024**
CAREER HIGHS
Points

38, vs. Vanderbilt (11/15/22)

Field Goals Made

13, vs. Vanderbilt (11/15/22)

Field Goal Attempts

21, at Cincinnati (2/22/23)

3-Point Field Goals Made

7, vs. Vanderbilt (11/15/22)

3-Point Field Goal Attempts

11, at Cincinnati (2/22/23)

Free Throws Made

18, vs. Wagner (11/7/22)

Free Throw Attempts

18, at Cincinnati (2/22/23)

18, vs. Wagner (11/7/22)

Rebounds

9, vs. South Florida (3/6/22)

Offensive Rebounds

4, at Wichita State (2/7/21)

Defensive Rebounds

7, vs. South Florida (3/6/22)

Assists

8, at Memphis (2/12/23)

Steals

3, at Tulsa (1/12/22)

Blocked Shots

2, vs. Villanova (11/11/22)

Minutes Played

43, vs. Wagner (11/7/22)

Accomplished at Temple
HONORS

- **2022-23 All-American Athletic Conference Third Team**
- **2021-22 All-American Athletic Conference Second Team**
- **2021-22 NABC All-District Team**
- **2021-22 All-Philadelphia Big 5 First Team**
- **2020-21 All-Philadelphia Big 5 Second Team**
- **2020-21 American Athletic Conference All-Freshman Team**
- **2020-21 Philadelphia Big 5 Rookie of the Year (Co)**
- **The American Player of the Week (Co) (Jan. 10, 2022)**
- **The American Freshman of the Week (Feb. 8, 2021)**
- **The American Freshman of the Week (Jan. 18, 2021)**
- **Big 5 Player of the Week (Jan. 17, 2022)**
- **Big 5 Player of the Week (Co) (Dec. 6, 2021)**
- **The American Honor Roll (March 5, 2023)**
- **The American Honor Roll (Feb. 27, 2023)**
- **The American Honor Roll (Jan. 23, 2023)**
- **The American Honor Roll (Nov. 21, 2022)**
- **The American Honor Roll (Nov. 14, 2022)**
- **The American Honor Roll (Feb. 7, 2022)**
- **The American Honor Roll (Jan. 31, 2022)**
- **The American Honor Roll (Dec. 6, 2021)**
- **Big 5 Honor Roll (Feb. 8, 2022)**

PRE-HOUSTON

Junior (2022-23 at Temple): Second on team and 11th in AAC in scoring (15.4 ppg)... Made 146-of-179 from the line and ranked ninth in the AAC in free throw percentage (.816) and tied for 34th in the nation in free throws made... Philadelphia Big 5 Player of the Week (twice) and AAC Honor Roll (five times)... Scored in double figures 22 times, eight games with 20 or more points... Career-high 38 points (13-18 FG, 7-9 3PT, 5-6 free throws) against Vanderbilt, the most by Temple player since David Hawkins (41 vs UMass, 3/3/04) and tied for ninth in school history... Also topped 30 with game-high 34-point effort, including 1,000th career point, in OT loss at Cincinnati... Game-high 29 points and tied school record for most free throws made in a game (18) without a miss... Game high 24 points in win over Tulsa (2/19)... Game-high 22 points and hit two free throws with 1.1 seconds left to lift Owls to 68-64 win over #16 Villanova... Streak of 33 straight free throws made, fourth most in school history, ended against Vanderbilt... Missed East Carolina game (concussion protocol)... Led team with 19 points in road win over USE... Game-high 23 in loss to Memphis... Game high 23 points, making 16-of-18 from line, in win over East Carolina (1/18)... Game-high 16 points (7-8 free throws) including game-winning free throw in upset of #1 Houston... Career high eight assists at Memphis... Preseason First-Team All-American Athletic Conference. **Sophomore (2021-22 at Temple):** Led team in scoring (14.9

ppg/t-6th AAC) and free throw percentage (121-of-145, .834/5th AAC) while ranking third in steals (25) and rebounding (4.2 rpg)... Returned to action scoring 15 points off the bench at Cincinnati after missing two previous games with ankle injury... Scored in double figures in 20 games, had string of 17 straight snapped at Memphis (4 pts)... Made game-winning three-point play with 36 seconds left vs Cincinnati... Scored a career-high 33 points, including a game-winning buzzer-beater from three to defeat East Carolina... Scored 26 in second meeting with ECU, making 13-of-15 from the line... Scored 16 points (including game-winning three) at UCF... Named the American Co-Player of the Week and Big 5 Player of the Week... Tallied 27 points (9-15 FGs) to lead team to win over Penn... Scored 18 points and made big three in OT to help Owls down Vanderbilt... Scored 18 points in win over Delaware State, matching career high with seven rebounds... Scored 18 points, making 6-of-13 from the field and all five free throws to help team to a season-opening win over Maryland-Eastern Shore... Dished career-high five assists in each of last two games (Delaware State, Houston)... Co-Big 5 Player of the Week (12/6). **Redshirt Freshman (2020-21 at Temple):** Second on the team (10th in AAC) in scoring (13.5 ppg)... Made 79-103 free throws (.767) with his 6.1 made per game and 7.9 attempts per game ranking among the Top 10 nationally... Earned AAC Freshman of the Week and Big 5 Honor Roll (2/8)... Earned Big 5 Player of the Week and AAC Rookie of the Week (1/17)... Double figures scoring in team-high eight games... Career-high 22 points to lead all scorers at Wichita State (2/7), scoring a career-high 12 free throws on 12 attempts... Scored game-high 18 points with team-high five assists in season-opening win over NJIT... Tallied 15 in loss to SMU (12/30) and tied for team honors with 17 at SMU (1/11)... Also scored 16 points against Cincinnati (2/4) and made 10 free throws... Held scoreless in his last game at Cincinnati, playing only 12 minutes due to minor knee injury... Missed final three regular season games... Scored 11 points off the bench in AAC Tournament loss to South Florida. **Freshman (2019-20 at Temple):** Saw lone action of the season at Tulsa, playing 18 minutes and contributing one point and four rebounds... Sidelined for first 12 games with a right foot injury suffered in the preseason... Reinjured foot following Tulsa game and missed remainder of the season.

HIGH SCHOOL

Senior (2018-19): Played at Meadowcreek (Ga.) High after transferring from Kinston High in North Carolina... Named All-State Honorable Mention... Averaged 12.6 points, 6.8 rebounds, 2.6 assists and 1.2 steals per game in his senior year, leading Meadowcreek to a 26-6 overall record, a 12-1 region record and an appearance in the state championship game. **Junior (2017-18):** Averaged 17.5 points, 6.0 rebounds, 2.3 assists and 1.4 steals per game as a junior at Kinston High School while helping lead the Vikings to the top seed in the NCHSAA 2A Eastern bracket and a share of the ECC title... Earned First Team All-District 3 honors by the N.C. Basketball Coaches Association in 2017-18.

PERSONAL

Full name is Damian Kenese Dunn... Born in Kinston, N.C... Son of Tumua and Paul Dunn... Has two brothers, Darnell and Darius Dunn... Received his bachelor's degree in communications & media studies from Temple in 2023... Doing postbaccalaureate work at UH in 2023-24.

RETURNING REDSHIRT / NEWCOMERS



**#2
CEDRIC
LATH**

Center
6-9 • 265 • r-Freshman-RS(RS'22-23)
Abidjan, Ivory Coast
Balboa School [San Diego]
Undeclared Major

FRESHMAN (2022-23)

Joined team at the semester break and sat out the spring semester as a redshirt... First joined the Cougar bench against South Florida but did not dress out (1/11)... Did not compete in any games but practiced regularly with the team.

HIGH SCHOOL

Only played basketball for the final three years of his high school career after growing up in Abidjan, Ivory Coast... Spent a year in Canada before coming to the United States and competing for Liberty High School in Henderson, Nev... Played for Dream Visions on the AAU circuit, where he burst on the scene in summer 2022 with his physical play and athleticism... Chose Houston over Texas, BYU, UCLA, TCU, Kansas State, Arizona and Illinois.

PERSONAL

Full name is Cedric Louis Loess Lath... Last name is pronounced Lot... Born in Abidjan, Ivory Coast... Son of Gisele Iorougnon... Has sisters, Merveille Lath, Andrea Lath and Roxanne Bally... Undeclared major.



**#15
KORDELIUS
JEFFERSON**

Guard
6-1 • 200 • Freshman-HS
Arlington, Texas
James Martin HS
Undeclared Major

JAMES MARTIN HIGH SCHOOL

Ranked as Top 100 player nationally by *247Sports*... Listed as No. 7 recruit in Texas by *247Sports*... Chose Houston over Tennessee, Texas Tech and Texas A&M... First Dallas-area recruit to commit to Houston since guard Marcus Sasser (Red Oak High School). **Senior (2022-23):** Member of Texas Association of Basketball Coaches Class 6A All-State Team... Named District 8-6A Most Valuable Player... Named to TABC All-State and All-Region Team... Member of Texas High School Basketball Magazine All-State Team... Earned place on *Dallas Morning News* All-Area Team. **Junior (2021-22):** Averaged 9.2 points, 5.2 rebounds, 3.9 assists and 1.5 steals... Led Martin High to 6A Region I semifinals.

PERSONAL

Full name is Kordeilius Hakeem Jefferson... First name is pronounced Kor-Dell-E-Us... Born in McComb, Miss... Son of Patrice and Kendall Jefferson... Has a brother, Kordel-dric, and a sister, Shakiriana... Undeclared major.

2023-24 COUGARS

NEWCOMERS



**#12
JACOB
McFARLAND**

Center
6-10 • 210 • Freshman-HS
Moreno Valley, Calif.
Rancho Verde HS
Undeclared Major

RANCHO VERDE HIGH SCHOOL

Brings a strong defensive presence, especially as a shot blocker... Ranked No. 93 in *ESPN100*... Ranked among Top 100 prospects nationally by ESPN and 247Sports... Four-star recruit by 247Sports... Also recruited by Georgia, California and Wyoming... Coached by Johnny Dukes. **2022-23 (Senior):** Competed as a team captain... Scored 13 points with 10 rebounds, three blocks and two steals in win over Riverside (Calif.) Hillcrest High School. **Junior (2021-22):** Grabbed a game-high 12 rebounds with five blocked shots in CIF Section Division 3AA Quarterfinal win over No. 2 seed Chaparral High School.

PERSONAL

Full name is Jacob Tedd McFarland... Last name is pronounced Mick-Far-Land... Born in Fullerton, Calif... Son of Ashley and Rick McFarland... Has a sister, Jocelyn, and a brother, Joshua... Undeclared major.



**#25
JOSEPH
TUGLER**

Forward
6-7 • 230 • Freshman-HS
Houston, Texas
Cypress Falls HS
Undeclared Major

CYPRESS FALLS HIGH SCHOOL

Consensus 4-star prospect... Ranked No. 77 nationally and No. 8 in state in *ESPN100*... Ranked in Top 100 nationally by *247Sports*... Chose Houston over Texas, TCU, SMU, Kansas State and Tulsa. **Senior (2022-23):** Invited to compete at USA U19 National Team Training Camp... Unanimous selection as District 16-6A Most Valuable Player... Honored as THSCA Class 6A Super Elite Team Most Valuable Player... Member of UIL Class 6A All-State Team... Named to HABCA All-Star Game... Was a finalist for the Guy V. Lewis Award. **Junior (2021-22):** Named to All-District 16-6A First Team... Scored team-high 16 points against Westfield High to lead Cypress Falls High to Region II-6A semifinals... Finished with eight blocks and 12 rebounds in win over College Park High.

PERSONAL

Full name is Joseph De'Merrius Tugler... Last name is pronounced Tug-Lur... Son of Brenda Tugler... Has twin sisters, Alexar and Elexar... Born in Monroe, La... Undeclared major.



RADIO /TV ROSTER

2023-24 COUGARS



JAMAL SHEAD
G • 6-1 • 200 • Sr.-3L
Manor, Texas
@ j.uno1 X Thejshead



CEDRIC LATH
C • 6-9 • 265 • r-Fr.-RS
Abidjan, Ivory Coast
@ ced_lath X AguyCedric



RAMON WALKER JR.
G • 6-4 • 210 • r-So.-RS(1L)
Pearland, Texas
@ ramonwalkerjr X ramonwalker04



L.J. CRYER
G • 6-1 • 200 • Sr.-TR
Katy, Texas
@ X ljcryer



JA'VIER FRANCIS
F • 6-8 • 240 • Jr.-2L
New Orleans, La.
@ lahjay11 X theJayFrancis10



DAMIAN DUNN
G • 6-5 • 205 • Sr.-TR
Kinston, N.C.
@ d.dunn2 X Dam1anKD



JACOB McFARLAND
C • 6-10 • 210 • Fr.-HS
Moreno Valley, Calif.
@ X jacobmcfar1and



J'WAN ROBERTS
F • 6-7 • 235 • r-Sr.-3L
St. Thomas, U.S. Virgin Islands
@ jwann_13 X JwanRoberts13



KORDELIUS JEFFERSON
G • 6-3 • 200 • Fr.-HS
Arlington, Texas
@ X korrdel



RYAN ELVIN
G • 6-1 • 175 • Sr.-1L
Round Rock, Texas
@ X ryanelvin12



EMANUEL SHARP
G • 6-3 • 205 • r-So.-1L
Tampa, Fla.
@ X emanuelsharp_



TERRANCE ARCENEAUX
G • 6-5 • 205 • So.-1L
Beaumont, Texas
@ tarceneaux23 X TArceneaux21



MYLIK WILSON
G • 6-2 • 175 • r-Sr.-RS
Rayville, La.
@ m.w.13 X mylikw



JOSEPH TUGLER
F • 6-7 • 230 • Fr.-HS
Houston, Texas
@ josephTugler X joseph_tugler



KELVIN SAMPSON
Head Coach
10th Season at Houston
35th Season Overall
X CoachSampsonUH



KELLEN SAMPSON
Assistant Coach
10th Season at Houston
14th Season Overall
X kellenmsampson



QUANNAS WHITE
Assistant Coach
7th Season at Houston
10th Season Overall
X quannaswhite



K.C. BEARD
Assistant Coach
2nd Season (as Coach) at Houston
2nd Season (as Coach) Overall
X CoachKCBeard1



2023-24 HOUSTON MEN'S BASKETBALL

COACHES and STAFF

Head Coach Kelvin Sampson	46-57
Assistant Coach Kellen Sampson	58
Associate Head Coach Quannas White	59
Assistant Coach K.C. Beard	60
Special Assistant to the Head Coach Hollis Price	61
Director of Operations & Basketball Strategy Bobby Champagne / Director for Operations Lauren Sampson	62
Director of Player Development Anthony Goldwire	
Director of Program Strategy & Player Relations Bilal Batley	63
Associate AD for Sports Medicine John Houston / Director of Sports Performance Alan Bishop	64
Video Coordinator Matthew McDonald / Associate Director for Operations Daniel Hixon /	
Assistant AD for Academic Services Angel Shamblin	65
Support Staff	66



HEAD COACH KELVIN SAMPSON



KELVIN SAMPSON

Head Coach

35th Season Overall • 10th Season at Houston

732-344 Career Record • 232-74 Record at Houston

UNC Pembroke '78; Michigan State '80

A veteran of 18 NCAA Tournaments, former Houston Rockets coach and longtime college veteran Kelvin Sampson joined the University of Houston Men's Basketball program as its head coach on April 3, 2014.

With his hiring, Sampson became the ninth head coach in the history of the Houston program.

As a 34-year head coaching veteran at Houston, Indiana, Oklahoma, Washington State and Montana Tech, Sampson has compiled a 732-344 record during his career with 18 NCAA Tournament appearances. He is one of only 15 coaches in NCAA history to lead 4+ schools to the NCAA Tournament and one of only 16 coaches to lead multiple schools to the NCAA Final Four.

In his career, he has been named a National Coach of the Year six times. Sampson has received seven conference Coach of the Year awards from four different leagues and guided every program he has led to multiple 20-win seasons during his stints.

In nine seasons at Houston, Sampson has led the Cougars to five consecutive NCAA Tournament appearances – including the 2021 NCAA Final Four – and six American Athletic Conference titles and stands as the only coach in school history to lead the Houston to eight straight 20-win seasons. He became the second-winningest coach in program history during the 2020-21 season and ranks as the school's career leader with a .758 winning percentage.

During his Oklahoma tenure, he guided the Sooners to 10 consecutive 20-win seasons, the 1999 Sweet 16, the 2002 Final Four and an Elite Eight appearance in 2003. From 1994 to 2006, he guided the Sooners to NCAA Tournament appearances in 11 of 12 years.

In the classroom, numerous student-athletes have received their bachelor's degrees with one earning his master's degree under Sampson's leadership at Houston.

In the community, the Cougars have been active, passing out Thanksgiving lunches to Star of Hope Mission residents and leading a Texas Special Olympics event inside Hofheinz Pavilion and the Guy V. Lewis Development Facility during Sampson's tenure.

at HOUSTON

Under Sampson's leadership in 2022-23, the Cougars continued to stand among the nation's best. With 33 victories, Houston recorded its second straight 30-win season and the third under Sampson.

The Cougars ranked among the nation's Top-Six leaders in both national polls for the entire season and spent eight weeks at No. 1 for the first time since 1984.

Houston captured the American Athletic Conference regular-season title for the fourth time in a five-year stretch and swept the league's postseason individual awards with Sampson being named The American Coach of the Year for the fourth time in a six-year stint.

The Cougars competed as the No. 1 seed in the NCAA Tournament for the first time since 1983 and advanced to the NCAA Sweet 16 or farther for the fourth straight season.

Following the season, guard Marcus Sasser and forward Jarace Walker were taken in the First Round of the NBA Draft with Walker being selected with the No. 8 overall pick. He became the highest Cougar taken in the NBA Draft since 1984, and it marked the first time since 1984 that a pair of Cougars were chosen in the First Round.

Sampson led the Cougars throughout an unforgettable 2021-22 season, which featured numerous twists and turns.

Picked to win the American Athletic Conference for the third straight season in the Coaches' Preseason poll, Sampson and the team were dealt a pair of heavy blows with the losses of guards Marcus Sasser and Tramark to season-ending injuries in late December 2021.

Despite those losses, Sampson and the Cougars responded and overcame those challenges, posting a 32-6 overall record, sweeping the league's regular-season and tournament championships and advancing to the NCAA Elite Eight.

It was only the fourth sweep of the conference championships in school history and the first since 1991-92.

The Cougars finished the season at No. 15 in the final Associated Press poll and at No. 7 in the Ferris Mowers Coaches' poll. It was the second straight season in which Houston finished among the Top 10 in at least one national poll.

For his team's impressive efforts, Sampson was recognized as the CBS Sports National Coach of the Year and received the Ben Jobe Award, presented annually to the nation's Top NCAA Division I minority coach.

Sampson also received The American Coach of the Year award for the third time in the last five seasons and was named NABC District 24 Coach of the Year and the Texas Coach of the Year by *Dave Campbell's Texas Basketball*.

Under Sampson's leadership, the Cougars enjoyed a historic season in 2020-21.

With a 67-61 win over Oregon State on March 29, Sampson led the Cougars back to the NCAA Final Four, the program's sixth Final Four appearance in school history. He became only the 16th coach in NCAA history to lead multiple schools to the NCAA Final Four.

Facing COVID-19 protocols throughout the season, Sampson's Cougars posted a 28-4 overall record and 14-3 mark in American play. The Cougars were ranked in both national polls for every week during the year and ended the campaign at No. 6 in the Associated Press and at No. 3 in the Ferris Mowers Coaches' poll.

Houston capped the regular season with a thrilling, buzzer-beating win over Memphis inside the Fertitta Center and carried that momentum into the postseason.

The Cougars won three straight games in as many days to capture the American Athletic Conference Championship title inside Dickies Arena in Fort Worth, Texas, for the program first conference tournament title since 2010.

From there, Houston entered the NCAA Tournament bubble in Indianapolis. With wins over Cleveland State, Rutgers, Syracuse and Oregon State, the Cougars advanced to the program's first NCAA Final Four since 1984.

Guard Quentin Grimes was named The American Player of the Year and collected similar honors at The American Championship. For his performance in the NCAA Tournament, guard DeJon Jarreau was named the Midwest Regional Most Outstanding Player.

For his and his team's impressive achievements all season, Sampson received the John McLendon National Coach of the Year Award, the fourth national coaching honor of his career.

Despite losing four starters, Sampson's 2019-20 Houston team was selected as a preseason favorite by the American Athletic Conference coaches, and the Cougars lived up to the hype.

Sampson led the Cougars to a 23-8 overall record and a 13-5 mark in league play for Houston's second straight regular-season conference title. It was only the second time in program history that Houston captured back-to-back league crowns and the first time since 1984.

With 23 victories, Sampson guided Houston to its fifth straight 20-win season, a first in program history. His Cougars also finished No. 22 in the final Associated Press poll and at No. 23 in the last USA TODAY Coaches' poll, marking the third straight season Houston finished among the nation's Top 25.

The Cougars were poised to earn their third straight NCAA Tournament appearance before the COVID-19 (coronavirus) pandemic in March 2019 abruptly canceled collegiate athletics for the remainder of the season.

In 2018-19, Sampson led Houston to one of the greatest seasons in school history. He guided the Cougars to a 33-4 overall record with a 16-2 mark in American Athletic Conference play, the league's regular-season title and a berth in the NCAA Tournament Sweet 16 for the first time since 1984.

With Houston's 69-58 win at SMU on Jan. 16, 2019, Sampson earned the 600th win of his career, becoming the 52nd coach in NCAA history (with 10+ years of Division I experience) to reach that milestone.

He also collected the 100th win of his Houston career against the Mustangs, setting a school record as the fastest coach to triple-digit victories with the Cougars (149).

Sampson's Cougars rattled off a 33-game home winning streak, which was the nation's longest mark before it was snapped in late February 2019, and was the fourth-longest home streak in school history.

Sampson was recognized as the American Athletic Conference Coach and the National Association of Basketball Coaches District 25 Coach of the Year for the second straight season and received the Clarence "Big

THE SAMPSON FILE

PERSONAL

Birthplace: Laurinburg, N.C.
Hometown: Pembroke, N.C.

EDUCATION

• Michigan State • Master's degree in coaching and administration • 1980
• UNC Pembroke • Bachelor's degree in health and physical education/political science • 1978
• Pembroke High School • 1974

FAMILY

Wife: Karen
Children: Daughter, Lauren; son, Kellen
Grandchildren: Granddaughter, Maisy Jade; Grandson, Kylan Ned

COACHING CAREER

2014 – Houston Head Coach
2011-14 Houston Rockets (NBA) Assistant Coach
2008-11 Milwaukee Bucks (NBA) Assistant Coach
2006-08 Indiana Head Coach
1994-06 Oklahoma Head Coach
1987-94 Washington State Head Coach
1985-87 Washington State Assistant Coach
1981-85 Montana Tech Head Coach
1980-81 Montana Tech Assistant Coach
1979-80 Michigan State Graduate Assistant Coach

HEAD COACHING NOTES

• **732-344 (.680) record in 34 seasons**
232-74 (.758) record at Houston (2014 –)
43-15 (.741) record at Indiana (2006-08)
281-107 (.724) record at Oklahoma (1994-06)
103-103 (.500) record at Washington State (1987-94)
73-45 (.619) record at Montana Tech (1981-85)
• **18 NCAA Tournament appearances**
(2023, 2022, 2021, 2019, 2018, 2007, 2006, 2005, 2003, 2002, 2001, 2000, 1999, 1998, 1997, 1996, 1995, 1994)
• **Four NIT berths** (2017, 2016, 2004, 1992)

CHAMPIONSHIPS

• 2022-23 American Athletic Conference champions
• 2021-22 American Athletic Conference champions
• 2021-22 American Athletic Conference Tournament champions
• 2021 NCAA Tournament Final Four (Midwest Regional champions)
• 2020-21 American Athletic Conference Tournament champions
• 2019-20 American Athletic Conference champions
• 2018-19 American Athletic Conference champions
• 2004-05 Big 12 Conference co-champions
• 2003 Big 12 Conference Tournament champions
• 2002 Big 12 Conference Tournament champions
• 2001 Big 12 Conference Tournament champions
• 1984-85 Frontier Conference champions
• 1983-84 Frontier Conference champions

COACHING HONORS

• 2023 American Athletic Conference Coach of the Year
• 2023 NABC District 24 Coach of the Year
• 2023 USBWA District VII Coach of the Year
• 2021-22 CBS Sports National Coach of the Year
• 2022 Ben Jobe Award
• 2022 American Athletic Conference Coach of the Year
• 2022 NABC District 24 Coach of the Year
• 2022 Texas Coach of the Year (*Dave Campbell's Texas Basketball*)
• 2021 John McLendon National Coach of the Year
• 2019 Clarence "Big House" Gaines National Coach of the Year
• 2019 American Athletic Conference Coach of the Year
• 2019 NABC District 25 Coach of the Year
• 2018 American Athletic Conference Coach of the Year
• 2018 NABC District 25 Coach of the Year
• 2002 National Coach of the Year (NABC)
• 1995 National Coach of the Year (Associated Press)
• 1995 Big Eight Conference Coach of the Year
• 1992 Kodak District 14 Coach of the Year
• 1991 Kodak District 14 Coach of the Year
• 1991 PAC-10 Coach of the Year
• 1985 Frontier Conference Coach of the Year
• 1983 Frontier Conference Coach of the Year

INTERNATIONAL EXPERIENCE

• 2012 Canadian National Team – Assistant Coach
• 2004 Under-21 USA National Team – Head Coach
• 2002 USA National Team
• FIBA World Championship – Assistant Coach
• 1995 USA Junior National Team, Junior World Games – Head Coach
• 1994 USA National Team, Goodwill Games – Assistant Coach
• 1993 USA West Team, U.S. Olympic Festival – Head Coach

PLAYING EXPERIENCE

1974-78 **UNC Pembroke**
• Four-year letterman in basketball
• Three-year letterman in baseball
• Gregory Lowe Memorial Award recipient as outstanding physical education major
1971-74 **Pembroke High School**
• Earned a combined pine varsity letters
• All-Three Rivers Conference selection in football, basketball and baseball as a senior in 1973-74
• Basketball team captain for two years
• Played quarterback for football team, catcher/outfielder for baseball team
• Competed for his father, John W. "Red" Sampson

COACHES & STAFF



HEAD COACH KELVIN SAMPSON

House" Gaines National Coach of the Year Award from the National Sports Media Association.

Sampson guided the 2017-18 Cougars to one of the most successful seasons in decades. With a 27-8 overall record, the Cougars tied for the sixth-most wins in school single-season history and earned their first NCAA Tournament victory since 1984 when guard Rob Gray banked in a layup with 1.2 seconds remaining in a 67-65 win over rv/ San Diego State in the First Round in Wichita, Kan.

For his and his team's impressive efforts, Sampson was named the Coach of the Year by the American Athletic Conference and the NABC District 25.

He became the first coach in program history to lead the Cougars to 3+ 20-win seasons during his first four years at Houston.

Competing in Texas Southern's H&PE Arena as the Fertitta Center underwent a \$60-million renovation, Sampson led the Cougars to a perfect 15-0 home record in 2017-18, the ninth perfect home season in school history.

Houston was one of only six teams to post a perfect home record in 2017-18.

In 2016-17, Sampson led the Cougars to 21 victories and a third-place finish in the American Athletic Conference. It was the second straight season in which the Cougars finished among the league's top-three leaders.

The Cougars also advanced to the NIT for the second straight season, a first in program history since 2005 and 2006.

Houston played in front of two home sellouts for the first time since 2007-08 as the Cougars closed out Hofheinz Pavilion to prepare for the Fertitta Center for the 2018-19 season.

Guards Damyean Dotson and Rob Gray were named to the All-American Athletic Conference First Team, the first Cougar duo to earn All-Conference First-Team accolades in the same season since 1990. Gray also became the Cougars' first conference scoring champion since Aubrey Coleman led Conference USA and the nation in 2009-10.

The Cougars enjoyed tremendous success under Sampson's leadership during the 2015-16 season. Picked to finish seventh in the coaches' preseason poll, the Cougars tied for third in the American Athletic Conference and played as the No. 2 seed at the American Championship.

Sampson led the Cougars to 22 wins for only the 15th time in program history with a win over No. 12 SMU inside Hofheinz Pavilion. After a tremendous regular season, the Cougars earned a bid to the NIT for the first time since 2006.

Excitement about Sampson and his program continued to build throughout the season. In December, the Cougars knocked off LSU 105-98 in overtime in front of 7,918 fans inside Hofheinz Pavilion.

It was the largest home crowd to watch the Cougars play since 8,918 fans saw Houston fall to No. 1/1 Memphis on Jan. 30, 2008.

Forward Devonta Pollard was named to the All-American Athletic Conference Second Team, while Dotson earned Honorable Mention. Point guard Galen Robinson, Jr., was named to the league's All-Rookie Team.

During his first season at Houston in 2014-15, Sampson and his staff were forced to move quickly after joining the program in April. Despite the brief introduction, Sampson guided the Cougars to 13 wins, including a 70-68 victory against defending national champion UConn in Hofheinz Pavilion.

Although the Cougars were forced to overcome injuries to multiple players at times, Houston finished the regular season as winners of its last three games and posted the American Athletic Conference Championships' lone First-Round upset with a 66-60 win against Tulane.

The Cougars opened the season with wins in five of their first six games and claimed a dominating 82-69 win over Big 12 member Texas Tech during the final day of the Continental Tire Las Vegas Classic Championship Round.

His student-athletes also enjoyed success off the court. Forward Mikhail McLean was named to the American Athletic Conference All-Academic Team and later received his master's degree in health education, while guard LeRon Barnes earned his bachelor's degree.

in the NBA

Sampson joined the Cougars after spending the previous six seasons as an assistant coach in the NBA with the Houston Rockets (2011-14) and the Milwaukee Bucks (2008-11). During the 2012-13 season, he served as the Rockets' acting head coach during coach Kevin McHale's leave of absence and recorded a 7-6 mark.

In his first season with the Rockets, Houston lowered its points allowed from 103.7 points per game in 2010-11 to 97.9 in 2011-12.

As an assistant with the Bucks, he was member of a staff that oversaw Milwaukee's defense rise from 15th in the NBA in points allowed per 100 possessions in 2008-09 to second in 2009-10 and fourth in 2010-11.

at INDIANA

He left Oklahoma to become Indiana's head coach in 2006 and

KELVIN SAMPSON'S YEAR-BY-YEAR RECORD

Year	[- Overall -] Record Pct.		[- Conference -] Record Pct.		Conf. Finish	Tourn	Notes	Postseason
Montana Tech (73-45 • 31-29 Frontier Conference • 3 NAIA District 12 [2-3])								
<i>Served as acting head coach on Jan. 1, 1981 • Totals not included above and below</i>								
1980-81	2-14	.125	2-11	.154				
Became permanent head coach on March 14, 1981								
1981-82	7-20	.259	0-15	.000				
1982-83	22-9	.710	9-6	.600			Frontier Conference Tournament Champions	NAIA District 12 Playoffs (1-1)
Frontier Conference Coach of the Year								
1983-84	22-9	.710	10-5	.667	1st		Frontier Conference Champions	NAIA District 12 Playoffs (1-1)
Frontier Conference Tournament Champions								
1984-85	22-7	.759	12-3	.800	1st		Frontier Conference Champions	NAIA District 12 Playoffs (0-1)
Frontier Conference Tournament Champions								
Frontier Conference Coach of the Year								
Washington State (103-103 • 48-78 Pac-10 • 1 NCAA [0-1] • 1 NIT [1-1])								
1987-88	13-16	.448	7-11	.389	6th	1-1		
1988-89	10-19	.345	4-14	.222	8th	1-1		
1989-90	7-22	.241	1-17	.056	10th	0-1		
1990-91	16-12	.571	8-10	.444	6th		PAC-10 Coach of the Year Kodak District 14 Coach of the Year	
1991-92	22-11	.667	9-9	.500	t-5th		Kodak District 14 Coach of the Year	NIT Second Round (1-1)
1992-93	15-12	.556	9-9	.500	t-5th			
1993-94	20-11	.645	10-8	.556	t-4th			NCAA First Round (0-1)
Oklahoma (281-107 • 129-59 Big Eight/Big 12 • 11 NCAA [11-11] • 1 NIT [1-1])								
1994-95	23-9	.719	9-5	.643	3rd	1-1	AP National Coach of the Year Big Eight Coach of the Year	NCAA First Round (0-1)
1995-96	18-12	.600	8-6	.571	3rd	2-1		NCAA First Round (0-1)
1996-97	20-10	.667	10-6	.625	5th	2-1		NCAA First Round (0-1)
1997-98	22-11	.667	11-5	.688	t-2nd	0-1		NCAA First Round (0-1)
1998-99	22-11	.667	11-5	.688	t-2nd	2-1		NCAA Sweet 16 (2-1)
1999-00	27-7	.794	12-4	.750	t-3rd	2-1		NCAA Second Round (0-1)
2000-01	26-7	.788	12-4	.750	t-2nd	3-0	Big 12 Tournament Champions	NCAA First Round (0-1)
2001-02	31-5	.861	13-3	.813	2nd	3-0	Big 12 Tournament Champions NABC National Coach of the Year	NCAA Final Four (4-1)
2002-03	27-7	.794	12-4	.750	3rd	3-0	Big 12 Tournament Champions	NCAA Elite Eight (3-1)
2003-04	20-11	.645	8-8	.500	7th	1-1		NIT Second Round (1-1)
2004-05	25-8	.758	12-4	.750	t-1st	1-1	Big 12 Champions	NCAA Second Round (1-1)
2005-06	20-9	.690	11-5	.688	3rd	0-1		NCAA First Round (0-1)
Indiana (43-15 • 21-8 Big Ten • 1 NCAA [1-1])								
2006-07	21-11	.656	10-6	.625	3rd	0-1		NCAA Second Round (1-1)
2007-08	22-4	.846	11-2	.846				
Houston (232-74 • 0-0 Big 12 • 117-44 The American • 5 NCAA [12-5] • 2 NIT [0-2])								
2014-15	13-19	.406	4-14	.222	10th	1-1		
2015-16	22-10	.688	12-6	.667	t-3rd	0-1		NIT First Round (0-1)
2016-17	21-11	.656	12-6	.667	3rd	0-1		NIT First Round (0-1)
2017-18	27-8	.771	14-4	.778	t-2nd	2-1	The American Coach of the Year NABC District 25 Coach of the Year	NCAA Second Round (1-1)
2018-19	33-4	.892	16-2	.889	1st	2-1	The American Champions Clarence "Big House" Gaines National Coach of the Year The American Coach of the Year NABC District 25 Coach of the Year	NCAA Sweet 16 (2-1)
2019-20	23-8	.742	13-5	.722	t-1st	COVID-19	The American Champions Coach of the Year (Houston Sports Awards)	No Tournament -- COVID
2020-21	28-4	.875	14-3	.824	2nd	3-0	The American Tournament Champions Coach of the Year (Houston Sports Awards) John McLendon Award	NCAA Final Four (4-1)
2021-22	32-6	.842	15-3	.833	1st	3-0	The American Champions The American Tournament Champions CBS Sports National Coach of the Year Ben Jobe Award The American Coach of the Year NABC District 24 Coach of the Year Texas Coach of the Year (<i>Dave Campbell's Texas Basketball</i>)	NCAA Elite Eight (3-1)
2022-23	33-4	.892	17-1	.944	1st	2-1	The American Champions The American Coach of the Year NABC District 24 Coach of the Year USBWA District VII Coach of the Year	NCAA Sweet 16 (2-1)
34 yrs	732-344	.680	346-218	.613	7 - 1st	35-20	7 Conference Championships 4 30-win seasons 26 20-win seasons 20 20-win seasons in last 21 yrs.	18 NAAs (23-18) 4 NITs (2-4) 5 National Coach of the Year awards 3 NAIA District 12 (2-3) 8 Conference Coach of the Year awards 7 District Coach of the Year awards 2 Houston Sports Awards Coach of the Year

guided the Hoosiers to the 2007 NCAA Tournament and a pair of 20-win seasons during his tenure.

D.J. White was recognized as the Big Ten Player of the Year in 2008 and joined Eric Gordon on various All-America postseason teams that season.

After leaving Indiana in 2008, Sampson joined the San Antonio Spurs.

at OKLAHOMA

Sampson enjoyed tremendous success as the leader of Oklahoma

Men's Basketball from 1994 to 2006. He led the Sooners to the post-season every year of his tenure with NCAA Tournament appearances during each of his first nine seasons. That run was highlighted by a trip to the NCAA Final Four in 2002 and an appearance in the Elite Eight one year later.

Oklahoma earned a share of the 2005 Big 12 Conference regular-season title, captured three consecutive Big 12 Tournament championships from 2001 to 2003 and posted at least 20 wins during each of his final 10 seasons.

Under his watch, Hollis Price was honored as the 2003 Big 12 Play-



HEAD COACH KELVIN SAMPSON

KELVIN SAMPSON'S NBA DRAFT PICKS

HOUSTON (2014 -)

Year	Player	Round	Pick	Team
2023	Jarace Walker	First	8th	Indiana Pacers
	Marcus Sasser	First	25th	Detroit Pistons
2021	Quentin Grimes	First	25	New York Knicks
2017	Damyean Dotson	Second	44	New York Knicks

INDIANA (2006-08)

Year	Player	Round	Pick	Team
2010	Jordan Crawford	First	27th	New Jersey Nets
2008	Eric Gordon	First	7th	Los Angeles Clippers
	D.J. White	First	29th	Detroit Pistons

OKLAHOMA (1994-06)

Year	Player	Round	Pick	Team
2009	Taylor Griffin	Second	48th	Phoenix Suns
2002	Ryan Humphrey	First	19th	Utah Jazz
2000	Eduardo Najera	Second	38th	Houston Rockets
1998	Corey L. Brewer	Second	51st	Miami Heat
1997	Nate Erdmann	Second	56th	Utah Jazz
1996	Ryan Minor	Second	32nd	Philadelphia 76ers

WASHINGTON STATE (1987-94)

Year	Player	Round	Pick	Team
1996	Mark Hendrickson	Second	31st	Mark Hendrickson
1989	Brian Quinnett	Second	50th	New York Knicks

er of the Year, while Ryan Minor was named the Big Eight Player of the Year.

Price and Minor joined Eduardo Najera on various All-America teams during their careers, while four Sooners (Michael Neal, Taj Gray, Ebe Ere and Corey Brewer) were selected as the Big 12 Newcomer of the Year under Sampson's leadership.

From 2000 to 2002, Sampson led the Sooners to one of the most successful stretches in school history. Oklahoma posted a combined 84-19 record, won three consecutive Big 12 Tournament titles and advanced to the 2002 NCAA Final Four and the 2003 NCAA Elite Eight.

In his final season in Norman, Sampson guided the Sooners to a 20-9 overall record, including an 11-5 mark in league action, and another berth in the NCAA Tournament.

In 2004-05, Sampson led the Sooners to a 25-8 overall mark and 12-4 record in Big 12 play to earn a share of the conference regular-season title.

During the 2002-03 season, the Sooners compiled a 27-7 overall record and reeled off consecutive wins against Colorado, Texas Tech and Missouri to win the Big 12 Tournament title and earn a bid to the NCAA Tournament.

In the postseason, Oklahoma knocked off South Carolina State, California and Butler before falling to No. 13 Syracuse in Albany, N.Y., during the Elite Eight.

In 2001-02, Sampson led the Sooners to a 31-5 record and a 13-3 mark in Big 12 play for a second-place finish. His win total tied as the second-highest mark in school single-season history.

Oklahoma also won its second straight Big 12 Tournament title under his leadership.

For its efforts, Oklahoma earned a No. 3 final Associated Press national ranking and stood fourth in the final ESPN/USA Today Coaches poll.

Sampson also was honored as the National Coach of the Year by the National Association of Basketball Coaches and by Chevrolet following the season.

In 2000-01, Sampson guided the Sooners to a 26-7 overall record and its first conference tournament title in a decade. The Sooners enters the 2001 NCAA Tournament as a No. 4 seed and were ranked No. 13 nationally.

During the 1999-00 season, the Sooners finished with a 27-7 record, tying for the fifth-most wins in school single-season history at the time. Oklahoma entered the 2000 NCAA Tournament as a No. 3 seed and ranked No. 12 in the final Associated Press poll.

His achievements were not limited to the court. He was extensively involved in numerous Norman community organizations. Sampson has served as co-chairman of the United Way and Special Olympics, and he instituted the Sooner Reading Program, where OU players and staff visited every elementary school in the Norman area to communicate the importance of reading.

Sampson also participated in functions for the American Lung Association, American Cancer Society, Boys and Girls Clubs, Boy Scouts of America and the Children's Miracle Network.

at WASHINGTON STATE

Sampson entered the NCAA Division I ranks as head coach at Washington State from 1987 to 1994. There, he compiled a 103-103 record and led the Cougars to postseason appearances in two of his final three seasons, including an NCAA Tournament berth in 1994.

Leading the Cougars to the 1992 NIT, Sampson guided Washington State to its first postseason appearance since 1983. For his team's impressive performance, he was named the Kodak District 14 Coach of the Year

by the National Association of Basketball Coaches for the second time in a three-year span.

He first won the award in 1991 when his Washington State squad posted a 16-12 overall record and produced the school's first winning season since 1993. He also was honored as the Pac-10 Coach of the Year in 1992.

With records of 22-11 in 1992 and 20-11 in 1994, Sampson became one of only four men to win 20 or more games in Washington State single-season history.

Sampson was named head coach at Washington State in 1988 after serving as an assistant for Coach Len Stevens for two seasons.

EARLY COACHING CAREER

Sampson began his coaching career as a graduate assistant at Michigan State in 1979-80 under Jud Heathcoate before moving to Montana Tech as an assistant coach in 1980.

One year later, he became Montana Tech's head coach, leading the Ore-diggers to a 72-62 record in more than four years, including three straight 22-win seasons during each of his final three years there.

He led Montana Tech to three NAIA District 12 title games and was named the Frontier Conference Coach of the Year in 1985 and 1983. In the three years prior to his arrival, Montana Tech had won a combined 17 games.

INTERNATIONAL COMPETITION

Sampson has also built an impressive resume at the international level. In the summer of 1995, he served as the head coach of the United States Junior National Team that competed during the Junior World Games in Athens, Greece. Leading a team of college freshmen and high schoolers, his squad posted a 4-4 record against the more experienced international competition.

Sampson was selected as an assistant coach at the Goodwill Games in St. Petersburg, Russia during the summer of 1994. That team earned a bronze medal and competed against USA Basketball's Dream Team II following the games.

In 1993, Sampson was selected head coach of the West team at the U.S. Olympic Festival in San Antonio, Texas, and led his team to the silver medal.

In August 2005, he joined Michigan State's Tom Izzo, Alabama's Mark Gottfried, South Carolina's Dave Odom, Charlotte's Bobby Lutz, former Georgia Tech coach Bobby Cremins, former St. John's coach Mike Jarvis and ESPN analyst Jay Bilas for "Operation Hardwood - Hoops with the Troops", a five-day, eight-team U.S. Army troops basketball tournament in Kuwait.

Most recently, he served as an assistant coach for the 2012 Canadian National Team.

PERSONAL

Sampson was born in Laurinburg, N.C., and was an award-winning student-athlete at Pembroke High and later at UNC Pembroke. Playing for his father John W. "Ned" Sampson, he captained his high school basketball team for two years. He also competed as quarterback for the football team and catcher/outfielder for the baseball team.

Sampson earned a combined nine varsity letters and was an All-Three Rivers Conference selection in each of the three sports in 1973-74.

While at UNC Pembroke, Sampson focused on basketball and baseball. As a point guard, he led the Braves as team captain during his senior season and finished his collegiate career with four letters in basketball and three in baseball.

Off the court/field, he earned Dean's List recognition and was awarded the Gregory Lowe Memorial Award as the school's outstanding physical education major during his senior year.

Sampson received bachelor's degrees in health and physical education and political science from UNC Pembroke in 1978. He earned his master's degree in coaching and administration at Michigan State in 1980 after serving during the 1979-80 season as a graduate assistant under Jud Heathcoate. He then moved to Montana Tech after being named assistant coach.

He was inducted into the Montana Tech Hall of Fame in 1996 and into the UNC Pembroke Athletic Hall of Fame in February 1998.

Sampson and his wife, Karen, have a daughter, Lauren, who works as a director of external operations for the team, a son, Kellen, who is an assistant coach with the Cougars, a granddaughter, Maisy Jade and a grandson, Kylen Ned (children of Tonya and Kellen Sampson).

SAMPSON'S HOUSTON'S RECORD in ...

Category	Record	Pct.
All Games	232-74	.758
Conference Games	117-44	.727
Non-Conference Games	115-30	.793
Postseason Games	24-13	.649
Home Games	133-22	.858
Away Games	59-38	.608
Neutral-Site Games	40-14	.741
vs. Ranked Opponents	15-17	.469
vs. Unranked Opponents	217-57	.792
Winning Opening Tip	144-31	.823
Opp. Wins Opening Tip	88-43	.672
Scoring First	154-26	.856
Opp. Scores First	78-49	.614
Leading at Halftime	198-27	.880
Trailing at Halftime	32-44	.421
Tied at Halftime	2-3	.400
Leading With 5:00 Remaining	216-16	.931
Trailing With 5:00 Remaining	11-55	.167
Tied With 5:00 Remaining	5-3	.625
in Overtime	5-5	.500
Shooting 40+ Percent	194-31	.862
Shooting 35-39.99 Percent	29-27	.518
Shooting <35 Percent	9-16	.360
Opp. Shoots 40+ Percent	73-66	.525
Opp. Shoots 35-39.99 Percent	72-4	.947
Opp. Shoots <35 Percent	87-4	.956
More 3-Pointers than Opp.	153-34	.818
Fewer 3-Pointers than Opp.	58-33	.637
Equal 3-Pointers as Opp.	22-7	.759
More Free Throws than Opp.	119-15	.888
Fewer Free Throws than Opp.	101-58	.635
Equal Free Throws as Opp.	12-1	.923
More Rebounds than Opp.	190-31	.860
Fewer Rebounds than Opp.	37-39	.487
Equal Rebounds as Opp.	5-4	.556
More Assists than Opp.	179-22	.891
Fewer Assists than Opp.	39-46	.459
Equal Assists than Opp.	14-6	.700
More Turnovers than Opp.	64-29	.688
Fewer Turnovers than Opp.	154-41	.790
Equal Turnovers than Opp.	13-5	.722
Scoring 100+ Pts.	10-0	1.000
Scoring 90-99 Pts.	20-0	1.000
Scoring 80-89 Pts.	57-4	.934
Scoring 70-79 Pts.	89-14	.864
Scoring 60-69 Pts.	51-30	.630
Scoring <60 Pts.	4-26	.133
Allowing 100+ Pts.	0-0	.000
Allowing 90-99 Pts.	3-1	.750
Allowing 80-89 Pts.	3-15	.167
Allowing 70-79 Pts.	216-26	.500
Allowing 60-69 Pts.	73-25	.745
Allowing <60 Pts.	127-7	.948
Games Decided By 1-3 Pts.	17-23	.425
Games Decided By 4-6 Pts.	25-14	.641
Games Decided By 7-10 Pts.	32-15	.681
Games Decided By 11+ Pts.	158-22	.878
November	40-6	.870
December	56-13	.812
January	49-21	.700
February	48-16	.750
March	40-16	.714
April	0-1	.000
in White Houston Uniforms	111-27	.804
in White Cougars Uniforms	17-2	.895
in White Throwback Uniforms	8-1	.889
in Red Houston Uniforms	42-32	.568
in Black Houston Uniforms	24-7	.774
in Black Cougars Uniforms	12-2	.857
in Grey Uniforms	15-1	.938

COACHES & STAFF



KELVIN SAMPSON YEAR-by-YEAR



* - conference game

MONTANA TECH

1980-81 (2-14 • 2-11)

Table listing game results for Montana Tech from 1980-81 to 1981-82, including opponents like Western Washington and St. Martin's.

Hired as permanent head coach on March 13, 1981

1981-82 (4-23 • 0-15)

Table listing game results for Montana Tech from 1981-82 to 1982-83, including opponents like Lake Region College and Mary College.

1982-83 (22-9 • 9-6 Frontier)

Table listing game results for Montana Tech from 1982-83 to 1983-84, including opponents like Southern Alberta Tech and Western Montana.

Table listing game results for Rocky Mountain from 1983-84 to 1984-85, including opponents like Eastern Oregon State and Minot State.

1983-84 (22-9 • 10-5 Frontier)

Table listing game results for Rocky Mountain from 1983-84 to 1984-85, including opponents like Eastern Oregon State and Minot State.

1984-85 (22-7 • 12-3 Frontier)

Table listing game results for Rocky Mountain from 1984-85 to 1985-86, including opponents like Oregon Tech and Warner Pacific.

Table listing game results for Eastern Oregon State from 1985-86 to 1986-87, including opponents like Oregon State and Washington.

1985-86 (20-10 • 10-5 Frontier)

Table listing game results for Eastern Oregon State from 1985-86 to 1986-87, including opponents like Oregon State and Washington.

1986-87 (13-16 • 7-11 Pac-10)

Table listing game results for Eastern Oregon State from 1986-87 to 1987-88, including opponents like Oregon State and Washington.

Holiday Classic (Toledo, Ohio)

Table listing game results for the Holiday Classic from 1987-88 to 1989-90, including opponents like Washington and Oregon State.

1989-90 (7-22 • 1-17 Pac-10)

Table listing game results for the Holiday Classic from 1989-90 to 1990-91, including opponents like Simon Fraser and Portland.

1990-91 (16-12 • 8-10 Pac-10)

Table listing game results for the Holiday Classic from 1990-91 to 1991-92, including opponents like BYU-Hawaii and Idaho.

1991-92 (22-11 • 9-9 Pac-10)

Table listing game results for the Holiday Classic from 1991-92 to 1992-93, including opponents like Oregon State and Washington.

Rainbow Classic (Honolulu)

Table listing game results for the Rainbow Classic from 1987-88 to 1989-90, including opponents like Wisconsin and Hawaii.

1989-90 (7-22 • 1-17 Pac-10)

Table listing game results for the Rainbow Classic from 1989-90 to 1990-91, including opponents like Simon Fraser and Portland.

1990-91 (16-12 • 8-10 Pac-10)

Table listing game results for the Rainbow Classic from 1990-91 to 1991-92, including opponents like BYU-Hawaii and Idaho.

1991-92 (22-11 • 9-9 Pac-10)

Table listing game results for the Rainbow Classic from 1991-92 to 1992-93, including opponents like Oregon State and Washington.

COACHES & STAFF



KELVIN SAMPSON YEAR-by-YEAR

OKLAHOMA

1994-95 (23-9 - 9-5 Big Eight)

- #17/20 Final Rankings
- NCAA Tournament First Round (No. 4 seed)

- AP National Coach of the Year

- Big Eight Coach of the Year

Table with columns: Year, Opponent, Result, Score

All-College Tournament (Oklahoma City)

Table with columns: Year, Opponent, Result, Score

Big 12 Tournament (Kansas City, Mo.)

Table with columns: Year, Opponent, Result, Score

NCAA Tournament Southeast Region First Round (Memphis, Tenn.)

Table with columns: Year, Opponent, Result, Score

1995-96 (18-12 - 8-6 Big Eight)

- NCAA Tournament First Round (No. 10 seed)

Table with columns: Year, Opponent, Result, Score

All-College Tournament (Oklahoma City)

Table with columns: Year, Opponent, Result, Score

Big 12 Tournament (Kansas City, Mo.)

Table with columns: Year, Opponent, Result, Score

NCAA Tournament Southeast Region First Round (Orlando)

Table with columns: Year, Opponent, Result, Score

1996-97 (20-10 - 10-6 Big 12)

- NCAA Tournament First Round (No. 11 seed)

Table with columns: Year, Opponent, Result, Score

Table with columns: Year, Opponent, Result, Score

Big Eight Tournament (Kansas City, Mo.)

Table with columns: Year, Opponent, Result, Score

NCAA Tournament West Region First Round (Tucson, Ariz.)

Table with columns: Year, Opponent, Result, Score

1997-98 (22-11 - 11-5 Big 12)

- #7/25 Final Rankings
- NCAA Tournament First Round (No. 10 seed)

All-College Invitational (Hilo, Hawaii)

Table with columns: Year, Opponent, Result, Score

Big 12 Tournament (Kansas City, Mo.)

Table with columns: Year, Opponent, Result, Score

NCAA Tournament Midwest Region First/Second Rounds (Milwaukee)

Table with columns: Year, Opponent, Result, Score

1999-00 (27-7 - 12-4 Big 12)

- NCAA Tournament Second Round (No. 3 seed)

Top of the World Classic (Fairbanks, Alaska)

Table with columns: Year, Opponent, Result, Score

Sooner Invitational (Norman, Okla.)

Table with columns: Year, Opponent, Result, Score

1998-99 (22-11 - 11-5 Big 12)

- NCAA Tournament Sweet 16 (No. 13 seed)

Table with columns: Year, Opponent, Result, Score

Table with columns: Year, Opponent, Result, Score

All-College Tournament (Oklahoma City)

Table with columns: Year, Opponent, Result, Score

Big 12 Tournament (Kansas City, Mo.)

Table with columns: Year, Opponent, Result, Score

NCAA Tournament Midwest Region First/Second Rounds (Milwaukee)

Table with columns: Year, Opponent, Result, Score

1999-00 (27-7 - 12-4 Big 12)

- NCAA Tournament Second Round (No. 3 seed)

Top of the World Classic (Fairbanks, Alaska)

Table with columns: Year, Opponent, Result, Score

Sooner Invitational (Norman, Okla.)

Table with columns: Year, Opponent, Result, Score

All-College Invitational (Oklahoma City)

Table with columns: Year, Opponent, Result, Score

Big 12 Tournament (Kansas City, Mo.)

Table with columns: Year, Opponent, Result, Score

Table with columns: Year, Opponent, Result, Score

Big 12 Tournament (Kansas City, Mo.)

Table with columns: Year, Opponent, Result, Score

NCAA Tournament West Region First/Second Rounds (Tucson, Ariz.)

Table with columns: Year, Opponent, Result, Score

2000-01 (26-7 - 12-4 Big 12)

- #13/14 Final Rankings
- NCAA Tournament First Round (No. 4 seed)

Big 12 Tournament Champions

Table with columns: Year, Opponent, Result, Score

Sooner Invitational (Norman, Okla.)

Table with columns: Year, Opponent, Result, Score

Big Island Invitational (Hilo, Hawaii)

Table with columns: Year, Opponent, Result, Score

Big 12 Tournament (Kansas City, Mo.)

Table with columns: Year, Opponent, Result, Score

NCAA Tournament Midwest Region First/Second Rounds (Milwaukee)

Table with columns: Year, Opponent, Result, Score

Table with columns: Year, Opponent, Result, Score

All-College Tournament (Oklahoma City)

Table with columns: Year, Opponent, Result, Score

Big 12 Tournament (Kansas City, Mo.)

Table with columns: Year, Opponent, Result, Score

NCAA Tournament West Region First/Second Rounds (Dallas)

Table with columns: Year, Opponent, Result, Score

2002-03 (27-7 - 12-4 Big 12)

- #3/3 Final Rankings
- NCAA Tournament Elite Eight (No. 1 seed)

Big 12 Tournament Champions

Table with columns: Year, Opponent, Result, Score

AT&T Wireless Classic (New York)

Table with columns: Year, Opponent, Result, Score

Sooner Invitational (Norman, Okla.)

Table with columns: Year, Opponent, Result, Score

Big 12 Tournament (Oklahoma City)

Table with columns: Year, Opponent, Result, Score

COACHES & STAFF



KELVIN SAMPSON YEAR-by-YEAR



2003-04 (20-11 • 8-8 Big 12)
• NIT Second Round
Sooner Invitational (Norman, Okla.)
N21 Eastern Washington W 69-59
N22 Oral Roberts W 84-68
N25 Tulsa W 81-73
D2 Arkansas-Pine Bluff W 94-24
Spartan Classic (East Lansing, Mich.)
D6 vs. #5 Michigan State W 80-77 (OT)
D11 #16 Purdue W 47-45
D13 Prairie View A&M W 83-56
D20 Jackson State W 68-46
D29 UT Rio Grande Valley W 72-57
All-College Classic (Oklahoma City)
J3 vs. Princeton W 58-55
J11 at #1 UConn L 59-86
J14 at Oklahoma State L 56-77
J17 Missouri L 75-79 (OT)
J19 at #18 Texas Tech L 47-67
J24 Kansas State W 61-49
J28 at Baylor W 78-67
F1 at Nebraska W 52-50
F4 Iowa State W 75-48
F8 at #11 Texas L 37-66
F11 #18 Texas Tech W 63-48
F14 at Texas A&M W 78-72
F16 #7 Oklahoma State L 52-65
F21 #11 Texas L 63-68
F25 at Colorado L 87-94
F29 at #20 Kansas L 58-79
M3 Texas A&M W 86-60
M6 Baylor W 46-41
Big 12 Tournament (Dallas)
M11 vs. Nebraska W 63-59
M12 vs. #11 Texas L 63-66
NIT First Round (Norman, Okla.)
M17 LSU W 70-61
NIT Second Round (Ann Arbor, Mich.)
M21 at Michigan L 52-63

J14 at Texas A&M W 45-44
J21 Texas Tech W 60-48
J25 at Baylor W 82-52
J28 #4 Texas W 82-72
F1 Texas A&M W 71-63
F5 at Kansas L 58-59
F8 at Oklahoma State W 73-65
F11 Baylor W 80-52
F15 at Colorado L 75-84
F18 Iowa State W 83-82
F20 at Texas Tech W 71-70
F25 Kansas State W 71-70
F27 Oklahoma State W 67-66
M5 at #6 Texas L 48-72
Big 12 Tournament (Dallas)
M10 vs. Nebraska L 63-69
NCAA Tournament Minneapolis Regional (Jacksonville, Fla.)
M16 vs. UW Milwaukee L 74-82

D3 Tennessee State W 84-72
D8 Kentucky W 70-51
D15 Western Carolina W 100-52
D22 Coppin State W 73-46
D29 Chicago State W 97-59
J2 * at Iowa W 79-76
J8 * at Michigan W 78-64
J13 * Illinois W 62-58
J17 * at Minnesota L 65-60
J20 * Penn State W 81-65
J23 * Iowa W 65-43
J26 UConn L 62-71
J31 * at #13 Wisconsin L 49-62
F3 * Northwestern W 75-63
F7 * at Illinois W 83-79 (OT)
F10 * at Ohio State L 59-53
F13 * #15 Wisconsin L 66-68
F16 * #10 Michigan State W 80-61
F19 * #14 Purdue W 77-68

Global Sports Classic Championship Rounds (Cox Pavilion, Las Vegas)
D21 vs. Grand Canyon L 69-78
D22 vs. Wyoming W 94-89 (OT)
D28 Nicholls State W 76-49
D30 * at USF W 73-67
J2 * at Temple W 77-50
J5 * Tulane W 63-45
J13 * at -/rv Cincinnati L 59-70
J17 * UConn L 57-69
J19 * at #8/- SMU L 73-77
J23 * USF L 62-71
J27 * Tulsa W 81-66
J30 * at ECU W 97-93 (OT)
F1 * #12/- SMU W 71-68
F7 * at Tulsa L 63-77
F10 * Memphis W 98-90
F13 * UCF W 82-58
F17 * at Tulane W 82-69
F21 * Temple L 66-69
F24 * at UCF W 88-61
F28 * at rv/- UConn W 75-68
M3 * rv/- Cincinnati W 69-56
American Championship (Orlando)
M11 vs. Tulane L 69-72
M16 at Georgia Tech L 62-81

2017-18 (27-8 • 14-4 American)
• #21/22 Final Rankings
• NCAA Tournament Second Round (No. 6 seed)
• The American Coach of the Year
• NABC District 25 Coach of the Year
N10 McNeese W 81-53
Paradise Jam (Lynchburg, Va.)
N17 vs. Drexel L 80-84
N18 at Liberty W 68-66
N19 vs. Wake Forest W 78-73
N25 UIW W 97-58
N29 New Orleans W 75-66
D2 rv/rv Arkansas W 91-65
D6 Fairfield W 88-66
D9 at Saint Louis W 77-58
D13 at LSU L 77-80
D17 Prairie View A&M W 92-72
Hall of Fame Holiday Showcase (Uncasville, Conn.)
D20 vs. Providence W 70-59
D28 * at USF W 79-60
D30 * Temple W 76-73
J4 * at #9/9 Wichita State L 73-81
J11 * Tulsa W 104-71
J14 * at ECU W 70-59
J17 * at Tulane L 72-81
J20 * #7/4 Wichita State W 73-59
J28 * USF W 63-40
J31 * at #8/8 Cincinnati L 70-80
F3 * at UCF W 69-65
F8 * SMU W 67-58
F11 * Tulane W 73-42
F15 * #5/5 Cincinnati W 67-62
F18 * at Temple W 80-59
F22 * at Memphis L 85-91
F25 * ECU W 109-58
F28 * at SMU W 69-56
M4 * UConn W 81-71
American Championship (Orlando)
M9 vs. UCF W 84-56
M10 vs. #11/14 Wichita State W 77-74
M11 vs. #8/8 Cincinnati L 55-56
NCAA Tournament West Region (Wichita, Kan.)
M15 vs. rv/rv San Diego State W 67-65
M17 vs. #7/7 Michigan L 63-64
Home games played in H&PE Arena on Texas Southern campus

2004-05 (25-8 • 12-4 Big 12)
• #17/16 Final Rankings
• NCAA Tournament Second Round (No. 3 seed)
• Big 12 Co-Champions
N20 Cal State Northridge W 82-72
Great Alaska Shootout (Anchorage, Alaska)
N25 vs. High Point W 93-65
N26 vs. #22 Washington L 91-96
N27 vs. Minnesota W 67-54
D1 Coppin State W 67-44
D8 at Purdue W 66-48
D11 Northern Colorado W 80-44
Dreyfus Classic (New York)
D18 vs. #7 Duke L 67-78
D23 Missouri State W 61-53
All-College Classic (Oklahoma City)
D28 vs. Tulsa W 70-64
D30 Florida A&M W 104-45
J2 UT Rio Grande Valley W 94-54
J8 * Colorado W 85-55
J10 #12 UConn W 77-65
J15 * at Baylor W 65-61
J18 * at Texas A&M W 70-56
J22 * #15 Texas W 64-60
J24 * #9 Oklahoma State W 67-57
J29 * at Iowa State L 66-74
F2 * Texas A&M W 69-65
F5 * Texas Tech L 81-88
F7 * at #10 Oklahoma State L 67-79
F12 * at Missouri L 65-68 (OT)
F16 * Nebraska W 83-60
F19 * at Kansas State W 69-68
F21 * #8 Kansas W 71-63
F26 * Baylor W 103-60
F28 * at Texas W 74-58
M5 * at Texas Tech W 74-54
Big 12 Tournament (Kansas City, Mo.)
M11 vs. Missouri W 83-79
M12 vs. Texas Tech L 63-69
NCAA Tournament First/Second Rounds (Tucson, Ariz.)
M17 vs. Niagara W 84-67
M18 vs. #18 Utah L 58-67

INDIANA
2006-07 (21-11 • 10-6 Big Ten)
• NCAA Tournament Second Round (No. 7 seed)
Preseason NIT (Indianapolis - Conoco Fieldhouse)
N13 vs. Lafayette W 91-66
N14 vs. Butler* L 55-60
N17 Indiana State W 73-66
N19 Chicago State W 90-69
N28 at #11 Duke L 51-54
D2 Charlotte W 74-57
D6 * Western Illinois W 92-40
D9 at Kentucky L 54-59
D17 Southern Illinois W 57-47
D20 Western Michigan W 77-69
D22 IU/PUI (I) W 86-57
D30 Ball State W 71-57
J2 * at #6 Ohio State L 67-74
J7 * Michigan State W 73-51
J10 * Purdue W 85-58
J13 * at Penn State W 84-74
J16 * Iowa W 71-64
J20 at UConn W 77-73
J23 * at Illinois L 43-51
J27 * Michigan W 76-61
J31 * #2 Wisconsin W 71-66
F3 * at Iowa L 75-81
F12 * Illinois W 65-61
F15 * at Purdue L 68-81
F17 * at Michigan L 55-58
F21 * Minnesota W 71-59
F24 * at Michigan State L 58-66
F28 * at Northwestern W 69-65
M3 * Penn State W 94-63
Big Ten Tournament (Chicago)
M9 vs. Illinois L 54-58
NCAA Tournament West Regional First/Second Rounds (Sacramento, Calif.)
M15 vs. Gonzaga W 70-57
M17 vs. #7 UCLA L 49-54

HOUSTON
2014-15 (13-19 • 4-14 American)
N14 at Murray State W 77-74
N22 Morgan State W 72-57
N25 at Harvard L 63-84
D4 UT Rio Grande Valley W 72-58
D6 Abilene Christian W 71-59
D16 Houston Baptist W 83-76
Continental Tire Las Vegas Classic Regional Round (Hofheinz Pavilion)
D17 Arkansas-Pine Bluff L 56-61 (OT)
D20 South Carolina State L 63-71
Continental Tire Las Vegas Classic Championship Round (Orleans Arena, Las Vegas)
D22 vs. Boise State L 73-75 (OT)
D23 vs. Texas Tech W 82-69
D28 Mississippi Valley State W 80-53
D31 * at Memphis L 54-73
J4 * at Tulsa L 54-72
J6 * UCF L 78-79 (OT)
J11 * Memphis L 44-62
J14 * at ECU L 61-66
J17 * Tulane L 65-68
J21 * at Cincinnati L 54-67
J24 * at SMU L 59-80
J28 Rice W 59-48
F1 * UConn W 70-68
F5 * Tulsa L 44-57
F12 * SMU L 69-75
F15 * at UCF L 54-56
F17 * at USF L 67-69
F21 * Cincinnati L 53-63
F26 * at Temple L 54-66
M1 * USF W 72-55
M4 * at Tulane W 68-63 (OT)
M8 * ECU W 72-54
American Championship (Hartford, Conn.)
M12 vs. Tulane W 66-60
M13 vs. Tulsa L 51-59

2016-17 (21-11 • 12-6 American)
• NIT First Round
N11 Morgan State W 93-52
Gulf Coast Showcase (Estero, Fla.)
N21 vs. George Mason W 93-56
N22 vs. South Dakota W 85-58
N23 vs. Vermont W 72-71
N26 Cornell W 83-53
N29 at LSU L 65-61
D3 Prairie View A&M W 105-61
D6 at -/rv Arkansas L 72-84
D10 -/rv Rhode Island W 82-77
D17 UT Rio Grande Valley W 83-58
D21 Liberty W 77-54
D23 Harvard L 56-57
D28 * at UConn (Hartford, Conn.) W 62-46
D31 * at USF W 70-56
J4 * Tulsa W 64-61
J7 * #22/22 Cincinnati L 58-67
J11 * at ECU W 74-58
J14 * at UCF L 70-77
J19 * Memphis L 67-70(OT)
J21 * at rv/rv SMU L 64-85
J24 * Tulane W 65-51
J28 * Temple W 79-66
F1 * UCF W 82-64
F8 * at Tulane W 91-62
F11 * at Tulsa W 73-64
F18 * #19/23 SMU L 66-76
F22 * UConn W 75-70
F26 * at Memphis W 72-71
M2 * at #18/20 Cincinnati L 47-65
M5 * ECU W 73-51
American Championship (Hartford, Conn.)
M10 at UConn L 65-74
NIT First Round (H&PE Arena, Houston)
M15 Akron L 75-78

2018-19 (33-4 • 16-2 American)
• #11/12 Final Rankings
• NCAA Tournament Sweet 16 (No. 3 seed)
• The American Champions
• Clarence "Big House" Gaines National Coach of the Year (NMSA)
• The American Coach of the Year
• NABC District 25 Coach of the Year
Men Against Breast Cancer Cougar Cup
N10 Alabama A&M (1) W 101-54
N14 Rice (1) W 79-68
N19 Northwestern State (1) W 82-55
N24 at BYU W 76-62
N28 UT Rio Grande Valley (1) W 65-61
Inaugural Game in Fertitta Center (Houston)
N1 #18/21 Oregon W 65-61
D4 Lamar W 79-56
D8 at Oklahoma State W 63-53
D12 LSU W 82-76
D16 Saint Louis W 68-64
D20 Utah State W 60-50
D23 Coppin State W 75-44
D29 rv/-NIT W 80-59
J6 * Tulsa W 74-56
J6 * Memphis W 90-77
J9 at Temple L 69-73
J12 * Wichita State W 79-70
J16 * at SMU W 69-58
J19 * at USF W 69-60
J23 * ECU W 94-50
J27 * at Tulsa W 77-65
J31 * Temple W 73-66
F7 * at UCF W 77-68
F10 * #25/23 Cincinnati W 65-58
F14 * at UConn W 71-63
F17 * at Tulane W 85-50
F23 * USF W 71-59
F27 * at ECU W 99-65
M2 * UCF L 64-69
M7 * SMU W 90-79
M10 * at #20/19 Cincinnati W 85-69
American Championship (Orlando)
M15 vs. UConn W 84-45
M16 at Memphis W 61-58
M17 vs. #24/23 Cincinnati L 57-69
NCAA Tournament Midwest Region (Tulsa, Okla.)
M22 vs. Georgia State W 84-55
M24 vs. Ohio State W 74-59
NCAA Tournament Midwest Regional (Kansas City, Mo.)
M29 vs. #7/7 Kentucky L 58-62
** - played in H&PE Arena on Texas Southern campus
Remaining home games played in Fertitta Center on UH campus*

2005-06 (20-9 • 11-5 Big 12)
• #24/20 Final Rankings
• NCAA Tournament First Round (No. 6 seed)
N19 Samford W 68-41
N23 Binghamton W 88-60
N26 Belmont W 81-59
N30 at Tulsa W 62-53
D3 at #4 Villanova L 74-85
D10 Coppin State W 57-47
D17 Southern W 64-58
All-College Classic (Oklahoma City)
D22 vs. West Virginia L 68-92
D28 Oral Roberts W 81-73
D31 Alabama W 68-56
J3 SMU W 50-47
J7 at Nebraska L 58-59
J10 Missouri L 69-71

2007-08 (22-4 • 11-2 Big 10)
N12 Chattanooga W 99-79
Chicago Invitational Challenge (Bloomington, Ind.)
N18 vs. Longwood W 100-49
N20 vs. UNC Wilmington W 95-71
Chicago Invitational Challenge (Sears Centre - Hoffman Estates, Ill.)
N23 vs. Illinois State W 70-57
N24 vs. Xavier L 65-80
Big Ten-ACC Challenge (Bloomington, Ind.)
N27 vs. Georgia Tech W 83-79
D1 at Southern Illinois W 64-51

2015-16 (22-10 • 12-6 American)
• NIT First Round
N18 Prairie View A&M W 110-69
N21 Florida A&M W 97-52
N28 ULM W 76-64
N30 UT Rio Grande Valley W 78-65
D2 Murray State W 93-78
D8 at Rhode Island L 57-67
D13 -/rv LSU W 105-98 (OT)
Global Sports Classic First/Second Rounds (Hofheinz Pavilion, Houston)
D16 North Carolina Central W 73-65
D19 Eastern Illinois W 81-65

COACHES & STAFF



KELVIN SAMPSON YEAR-by-YEAR

2019-20 (23-8 • 13-5 American)

- #22/23 Final Rankings
- The American Champions

N12	Alabama State	W	84-56
N15	BYU	L	71-72
N19	at Rice	W	97-89
N22	at #11/11 Oregon	L	66-78
N26	Houston Baptist	W	112-73
D4	Texas State	W	68-60
<i>American/SEC Alliance (Columbia, S.C.)</i>			
D8	at South Carolina	W	75-56
D11	UT Arlington	W	71-63
D15	Oklahoma State	L	55-61
D19	UTEP	W	77-57
<i>Hawaiian Airlines Diamond Head Classic (Honolulu)</i>			
D22	vs. Portland	W	81-56
D23	vs. Georgia Tech	W	70-59
D25	vs. #21/20 Washington	W	75-71
J3	* UCF	W	78-63
J7	* at Temple	W	78-74
J11	* at Tulsa	L	61-63
J15	* SMU	W	71-62
J18	* at #16/16 Wichita State	W	65-54
J23	* UConn	W	63-59
J26	* USF	W	68-49
J29	* at ECU	W	69-59
F1	* at Cincinnati	L	62-64
F6	* Tulane	W	75-62
F9	* rv/rv Wichita State	W	76-43
F12	* at USF	W	62-58
F15	* at SMU	L	72-73 (OT)
F19	* rv/- Tulsa	W	76-43
F22	* at Memphis	L	59-60
M1	* Cincinnati	W	68-55
M5	* at UConn	L	71-77
M8	* Memphis	W	64-57

Remainder of season canceled due to COVID-19 (coronavirus) pandemic

2020-21 (28-4 • 14-3 American)

- #6/3 Final Rankings
- NCAA Tournament Final Four (No. 2 seed)
- NCAA Tournament Midwest Regional Champions
- The American Tournament Champions
- John McLendon National Coach of the Year

N25	Lamar	W	89-45
<i>Southwest Showcase (Fertitta Center)</i>			
N27	Boise State	W	68-58
<i>Southwest Showcase (Dickies Arena; Fort Worth, Texas)</i>			
N29	#14/13 Texas Tech	W	64-53
D5	South Carolina	W	77-67
D9	Sam Houston State	Canceled	
D12	Rice	Canceled	
D15	* UCF	Canceled	
D19	at rv/rv Alabama	Canceled	
D20	Alcorn State	W	88-55
D22	* Temple	W	76-50
D26	* at rv/rv UCF	W	63-54
D29	* at Tulsa	L	64-65
J3	at rv/rv SMU	W	74-60
J6	* Wichita State	W	70-63
J9	* Tulane	W	71-50
J14	* at USF	Canceled	
J17	* UCF	W	75-58
J20	-/rv Tulsa	W	86-59
J23	* at Temple	W	86-51
J28	* at Tulane	W	83-60
J31	* SMU	W	70-48
F3	* at East Carolina	L	73-82
F6	Our Lady of the Lake	W	112-46
F10	* at USF	W	82-65

F14	* Memphis	Canceled	
F17	* East Carolina	Canceled	
F18	* at Wichita State	L	63-68
F21	* Cincinnati	W	90-52
F25	* rv/- WKU	W	81-57
F28	* USF	W	98-52
M7	* Memphis	W	67-64

American Athletic Conference Championship (Dickies Arena - Fort Worth, Texas)

M12	vs. (10) Tulane	W	77-52
M13	vs. (3) Memphis	W	76-74
M14	vs. (5) Cincinnati	W	91-54

NCAA Tournament First Round (Sjogard Assembly Hall - Bloomington, Ind.)

M19	vs. (15) Cleveland State	W	87-56
-----	--------------------------	---	-------

NCAA Tournament Second Round (Lucas Oil Stadium - Unity Court - Indianapolis)

M21	vs. (10) Rutgers	W	63-60
-----	------------------	---	-------

NCAA Tournament Regional Sweet 16 (Hinkle Fieldhouse - Indianapolis)

M27	vs. (11) Syracuse	W	62-46
-----	-------------------	---	-------

NCAA Tournament Regional Elite Eight (Lucas Oil Stadium - Equality Court - Indianapolis)

M29	vs. (12) Oregon State	W	67-61
-----	-----------------------	---	-------

NCAA Tournament Final Four (Lucas Oil Stadium - Equality Court - Indianapolis)

A3	vs. #3/3 (1) Baylor	L	59-78
----	---------------------	---	-------

2021-22 (32-6 • 15-3 American)

- #15/7 Final Rankings
- NCAA Tournament Elite Eight (No. 5 seed)
- The American Champions
- The American Tournament Champions
- CBS Sports National Coach of the Year
- Ben Jobe Award
- The American Coach of the Year
- NABC District 24 Coach of the Year

D8	at Oklahoma State	W	63-53
N9	Hofstra	W	83-75 (OT)
N12	Rice	W	79-46
N16	rv/#25 Virginia	W	67-47
<i>Maui Jim Maui Invitational (Las Vegas)</i>			
N22	vs. Butler	W	70-52
N23	vs. Wisconsin	L	63-65
N24	vs. rv/#23 Oregon	W	78-49
N30	Northwestern State	W	99-58
D3	Bryant	W	111-44
D6	Alcorn State	W	77-45
D11	at #9/9 Alabama	L	82-83
D14	Louisiana	W	71-56
<i>Hoop Hype XI College Basketball Showcase (Dickies Arena - Fort Worth, Texas)</i>			
D18	vs. Oklahoma State	W	72-61
D22	Texas State	W	80-47
J2	* at Temple	W	66-61
J5	* at South Florida	W	83-66
J8	* Wichita State	W	76-66
J15	* at Tulsa	W	66-64
J18	* South Florida	W	74-55
J22	* East Carolina	W	79-36
J29	* at UCF	W	63-49
F2	* Tulane	W	73-62
F6	* at Cincinnati	W	80-58
F9	* at -/rv SMU	L	83-85
F12	* Memphis	L	59-69
F17	* UCF	W	70-52
F20	* at Wichita State	W	76-74 (2OT)
F23	* at Tulane	W	81-67
F27	* SMU	W	75-61
M1	* Cincinnati	W	71-53
M3	* Temple	W	84-46
M6	* at Memphis	L	61-75



The American Championship Quarterfinals (Dickies Arena - Fort Worth, Texas)

M11	vs. Cincinnati	W	69-56
M12	vs. Tulane	W	86-66
M13	vs. Memphis	W	71-53

NCAA Tournament South Region First/Second Rounds (PPG Paints Arena - Pittsburgh)

M18	vs. UAB	W	82-68
M20	vs. #19/16 Illinois	W	68-53

NCAA Tournament South Region Regional Rounds (AT&T Center - San Antonio, Texas)

M24	vs. #2/2 Arizona	W	72-60
M26	vs. #6/5 Villanova	L	44-50

2022-23 (33-4 • 17-1 American)

- #2/6 Final Rankings
- NCAA Tournament Sweet 16 (No. 1 seed)
- The American Champions
- The American Coach of the Year
- NABC District 24 Coach of the Year
- USBWA District VII Coach of the Year

D8	at Oklahoma State	W	63-53
N7	Northern Colorado	W	83-36
<i>Veterans Classic</i>			
N11	vs. Saint Joseph's	W	81-55
<i>Cougar Classic</i>			
N14	Oral Roberts	W	83-45
N16	Texas Southern	W	83-48
N20	at rv/rv Oregon	W	66-56
N26	Kent State	W	49-44
N29	Norfolk State	W	100-52
<i>The Battleground 2K22 (Fort Worth, Texas - Dickies Arena)</i>			
D3	vs. -/rv Saint Mary's (Calif.)	W	53-48
D6	North Florida	W	76-42
D10	#8/10 Alabama	L	65-71
D13	North Carolina A&T	W	74-46
D17	at #2/2 Virginia	W	69-61
D21	McNeese	W	83-44
D28	* at Tulsa	W	89-60
D31	* UCF	W	71-65
J5	* SMU	W	87-53
J8	* at Cincinnati	W	72-59
J11	* South Florida	W	83-77
J17	* at Tulane	W	80-60
J22	* Temple	L	55-56
J25	* at UCF	W	82-71

The American Championship Quarterfinals (Dickies Arena - Fort Worth, Texas)

F2	* at Wichita State	W	70-61
F5	* at Temple	W	81-65
F8	* Tulsa	W	80-42
F16	* at SMU	W	80-65

NCAA Tournament Midwest Region First/Second Rounds (Legacy Arena - Birmingham, Ala.)

F19	* at Memphis	W	72-64
F22	* Tulane	W	89-59
F25	* at East Carolina	W	76-57
M2	* Wichita State	W	83-66
M5	* at Memphis	L	67-65

American Athletic Conference Championship (Dickies Arena - Fort Worth, Texas)

M10	vs. (9) East Carolina	W	60-46
M11	vs. (4) Cincinnati	W	69-48
M12	vs. (2) Memphis	L	65-75

NCAA Tournament Midwest Region First/Second Rounds (Legacy Arena - Birmingham, Ala.)

M16	vs. (16) Northern Kentucky	W	63-52
M18	vs. (9) Auburn	W	81-64

NCAA Tournament Midwest Regional (T-Mobile Center - Kansas City, Mo.)

M24	vs. #16/15 (5) Miami (Fla.)	L	75-89
-----	-----------------------------	---	-------

COACHES & STAFF





KELVIN SAMPSON • NCAA TOURNAMENT HISTORY

HOUSTON

2023 • NCAA SWEET 16

Midwest Region • First Round • No. 1 Seed
Legacy Arena • Birmingham, Ala.

Table with 3 columns: Date, Result, Opponent. Rows for March 16 and March 18.

Midwest Regional • T-Mobile Center • Kansas City, Mo.

Table with 3 columns: Date, Result, Opponent. Row for March 24.

2022 • NCAA ELITE EIGHT

South Region • First/Second Rounds • No. 5 Seed
PPG Paints Arena • Pittsburgh

Table with 3 columns: Date, Result, Opponent. Rows for March 18 and March 20.

SOUTH Regional • PPG Paints Arena • Pittsburgh

Table with 3 columns: Date, Result, Opponent. Rows for March 24 and March 26.

2021 • NCAA FINAL FOUR

Midwest Region • First Round • No. 2 Seed
Simon Skjoldt Assembly Hall • Bloomington, Ind.

Table with 3 columns: Date, Result, Opponent. Row for March 19.

Round • Lucas Oil Stadium – Unity Court • Indianapolis

Table with 3 columns: Date, Result, Opponent. Row for March 21.

Sweet 16 • Hinkle Fieldhouse • Indianapolis

Table with 3 columns: Date, Result, Opponent. Row for March 27.

Eight • Lucas Oil Stadium – Equality Court • Indianapolis

Table with 3 columns: Date, Result, Opponent. Row for March 29.

I Four • Lucas Oil Stadium – Unity Court • Indianapolis

Table with 3 columns: Date, Result, Opponent. Row for April 3.

2020

Region Unknown • First/Second Rounds • Seed Unknown
Venue Unknown • City Unknown

Canceled due to COVID-19 pandemic

2019 • NCAA SWEET 16

Midwest Region • First/Second Rounds • No. 3 Seed
BOK Center • Tulsa, Okla.

Table with 3 columns: Date, Result, Opponent. Rows for March 22 and March 24.

Midwest Regional • Sweet 16 •
Sprint Center • Kansas City, Mo.

Table with 3 columns: Date, Result, Opponent. Row for March 29.

2018 • NCAA SECOND ROUND

West Region • First/Second Rounds • No. 6 Seed
Intrust Bank Arena • Wichita, Kan.

Table with 3 columns: Date, Result, Opponent. Rows for March 15 and March 17.

INDIANA

2007 • NCAA SECOND ROUND

West Region • First/Second Rounds • No. 7 Seed
ARCO Arena • Sacramento, Calif.

Table with 3 columns: Date, Result, Opponent. Rows for March 15 and March 17.

OKLAHOMA

2006 • NCAA FIRST ROUND

Minneapolis Regional • First Round • No. 6 Seed
Jacksonville Veterans Memorial Arena
Jacksonville, Fla.

Table with 3 columns: Date, Result, Opponent. Row for March 16.

2005 • NCAA SECOND ROUND

Austin Regional • First/Second Rounds • No. 3 Seed
McKale Center • Tucson, Ariz.

Table with 3 columns: Date, Result, Opponent. Rows for March 17 and March 19.

2003 • NCAA ELITE EIGHT

East Region • First/Second Rounds • No. 1 Seed
Ford Center • Oklahoma City

Table with 3 columns: Date, Result, Opponent. Rows for March 20 and March 22.

East Region • Sweet 16 / Elite Eight
Pepsi Arena • Albany, N.Y.

Table with 3 columns: Date, Result, Opponent. Rows for March 28 and March 30.

2002 • NCAA FINAL FOUR

West Region • First/Second Rounds • No. 2 Seed
American Airlines Center • Dallas

Table with 3 columns: Date, Result, Opponent. Rows for March 14 and March 16.

West Region • Sweet 16 / Elite Eight
Compaq Center • San Jose, Calif.

Table with 3 columns: Date, Result, Opponent. Rows for March 21 and March 23.

NCAA Final Four
Georgia Dome • Atlanta

Table with 3 columns: Date, Result, Opponent. Row for March 30.

2001 • NCAA FIRST ROUND

South Region • First Round • No. 4 Seed
The Pyramid • Memphis, Tenn.

Table with 3 columns: Date, Result, Opponent. Row for March 16.

2000 • NCAA SECOND ROUND

West Region • First/Second Rounds • No. 3 Seed
McKale Center • Tucson, Ariz.

Table with 3 columns: Date, Result, Opponent. Rows for March 16 and March 18.

1999 • NCAA SWEET 16

Midwest Region • First/Second Rounds • No. 13 Seed
Bradley Center • Milwaukee

Table with 3 columns: Date, Result, Opponent. Rows for March 12 and March 14.

Midwest Region • Sweet 16
Trans World Dome • St. Louis

Table with 3 columns: Date, Result, Opponent. Row for March 19.

1998 • NCAA FIRST ROUND

East Region • First Round • No. 10 Seed
MCI Center • Washington, D.C.

Table with 3 columns: Date, Result, Opponent. Row for March 15.

1997 • NCAA FIRST ROUND

West Region • First Round • No. 11 Seed
McKale Center • Tucson, Ariz.

Table with 3 columns: Date, Result, Opponent. Row for March 14.

1996 • NCAA FIRST ROUND

Southeast Region • First Round • No. 10 Seed
Orlando Arena • Orlando

Table with 3 columns: Date, Result, Opponent. Row for March 15.

1995 • NCAA FIRST ROUND

Southeast Region • First Round • No. 4 Seed
The Pyramid • Memphis, Tenn.

Table with 3 columns: Date, Result, Opponent. Row for March 16.

WASHINGTON STATE

1994 • NCAA FIRST ROUND

East Region • First Round • No. 8 seed
USAir Arena • Landover, Md.

Table with 3 columns: Date, Result, Opponent. Row for March 18.

SAMPSON by SEEDING

Table with columns: Team, Record, Pct., Stk., WSU, OU, IU, UH, Last. Rows for No. 1 through No. 13 and Totals.

SAMPSON vs. SEEDING

Table with columns: Team, Record, Pct., Stk., WSU, OU, IU, UH, Last. Rows for No. 1 through No. 16 and Totals.

SAMPSON vs. OPPONENTS

Table with columns: Opponent, W-L, Pct., WSU, OU, IU, UH, Last. Rows for various opponents and Totals.

COACHES & STAFF

KELVIN SAMPSON in NCAA RECORDS BOOK



2018-19
American Athletic Conference
Regular Season



2020-21
American Athletic Conference
Tournament



2021
NCAA Tournament
Final Four
Midwest Regional
Championship



2021-22
American Athletic Conference
Regular Season



2021-22
American Athletic Conference
Tournament



2022-23
American Athletic Conference
Regular Season

COACHES who LED THREE SCHOOLS to NCAA FINAL FOUR (2)

Coach	1st School	2nd School	3rd School
Rick Pitino	Providence	Kentucky	Louisville
John Calipari	UMass	Memphis	Kentucky

COACHES who LED TWO SCHOOLS to NCAA FINAL FOUR (15)

Coach	1st School	2nd School
Kelvin Sampson	Oklahoma	Houston
Forddy Anderson	Bradley	Michigan State
Gene Bartow	Memphis	UCLA
Larry Brown	UCLA	Kansas
Hugh Durham	Florida State	Georgia
Jack Gardner	Kansas State	Utah
Lou Henson	New Mexico State	Illinois
Bob Huggins	Cincinnati	West Virginia
Lon Kruger	Florida	Oklahoma
Jim Larranaga	George Mason	Miami (Fla.)
Frank McGuire	St. John's	North Carolina
Lute Olson	Iowa	Arizona
Lee Rose	Charlotte	Purdue
Eddie Sutton	Arkansas	Oklahoma State
Roy Williams	Kansas	North Carolina

COACHES who LED FIVE SCHOOLS to NCAA TOURNAMENT WINS (1)

Coach	1st School	2nd School	3rd School	4th School	5th
Lon Kruger	Kansas State	Florida	Illinois	UNLV	Oklahoma

COACHES who LED FOUR SCHOOLS to NCAA TOURNAMENT WINS (3)

Coach	1st School	2nd School	3rd School	4th School
Steve Alford	Missouri State	Iowa	New Mexico	UCLA
Eddie Sutton	Creighton	Arkansas	Kentucky	Oklahoma State
Tubby Smith	Tulsa	Georgia	Kentucky	Minnesota

COACHES who LED THREE SCHOOLS to NCAA TOURNAMENT WINS (6)

Coach	1st School	2nd School	3rd School
Kelvin Sampson	Oklahoma	Indiana	Houston
Rick Barnes	Clemson	Texas	Tennessee
John Beilein	Richmond	West Virginia	Michigan
Lefty Driesell	Davidson	Maryland	Georgia State
Jim Harrick	Pepperdine	UCLA	Rhode Island
Rick Pitino	Providence	Kentucky	Louisville



YEARS BETWEEN FINAL FOUR APPEARANCES

Italics indicate first two Final Fours of respective head coach's career

Rk.	Yrs.	Coach	Year – School	Years – School
1.	36	Ray Meyer	1943 – DePaul	1979 – DePaul
2.	22	Lon Kruger	1994 – Florida	2016 – Oklahoma
t3.	19	Kelvin Sampson	2002 – Oklahoma	2021 – Houston
		Lou Henson	1980 – New Mexico State	1989 – Illinois
5.	18	Bob Huggins	1992 – Cincinnati	2010 – West Virginia
t6.	17	Jim Larranaga	2006 – George Mason	2023 – Miami (Fla.)
		Eddie Sutton	1978 – Arkansas	1995 – Oklahoma State
t8.	14	Guy V. Lewis	1968 – Houston	1982 – Houston
		Slats Gill	1949 – Oregon State	1963 – Oregon State
10.	13	Branch McCracken	1940 – Indiana	1953 – Indiana
t11.	12	John Calipari	1996 – UMass	2008 – Memphis
		Phog Allen	1940 – Kansas	1952 – Kansas
13.	11	Hugh Durham	1972 – Florida State	1983 – Georgia
t14.	10	Jim Boeheim	2003 – Syracuse	2013 – Syracuse
		Jerry Tarkanian	1977 – UNLV	1987 – UNLV
		Jack Gardner	1951 – Kansas State	1961 – Utah
t17.	9	Eddie Sutton	1995 – Oklahoma State	2004 – Oklahoma State
		Roy Williams	1993 – Kansas	2002 – Kansas
		Jim Boeheim	1987 – Syracuse	1996 – Syracuse
		Dean Smith	1982 – North Carolina	1991 – North Carolina
t21.	8	Rick Pitino	1997 – Kentucky	2005 – Louisville
		Lute Olson	1980 – Iowa	1988 – Arizona
		Adolph Rupp	1958 – Kentucky	1966 – Kentucky
		Bruce Drake	1938 – Oklahoma	1947 – Oklahoma

COACHES who LED FIVE SCHOOLS to NCAA TOURNAMENT (3)

Coach	1st School	2nd School	3rd School	4th School	5th School
Lon Kruger	Kansas State	Florida	Illinois	UNLV	Oklahoma
Rick Pitino	Boston Univ.	Providence	Kentucky	Louisville	Iona
Tubby Smith	Tulsa	Georgia	Kentucky	Minnesota	Texas Tech

COACHES who LED FOUR SCHOOLS to NCAA TOURNAMENT (12)

Coach	1st School	2nd School	3rd School	4th School
Kelvin Sampson	Washington State	Oklahoma	Indiana	Houston
Steve Alford	Missouri State	Iowa	New Mexico	UCLA
Rick Barnes	Providence	Clemson	Texas	Tennessee
John Beilein	Canisius	Richmond	West Virginia	Michigan
Lefty Driesell	Davidson	Maryland	James Madison	Georgia State
Cliff Ellis	South Alabama	Clemson	Auburn	Coastal Carolina
Larry Eustachy	Utah State	Iowa State	Southern Miss	Colorado State
Jim Harrick	Pepperdine	UCLA	Rhode Island	Georgia
Ben Howland	Northern Arizona	Pittsburgh	UCLA	Mississippi State
Fran McCaffery	Lehigh	UNC Greensboro	Siena	Iowa
Tom Penders	Rhode Island	Texas	George Washington	Houston
Eddie Sutton	Creighton	Arkansas	Kentucky	Oklahoma State

KELVIN SAMPSON in NCAA RECORDS BOOK

MOST VICTORIES among ACTIVE NCAA DIVISION I COACHES entering 2023-24 season

Rk.	Wins	Coach	School(s)	Years
1.	828	Cliff Ellis	South Alabama, Clemson, Auburn, Coastal Carolina	1976 –
2.	791	Bill Self	Tulsa, Illinois, Kansas	1999 –
3.	790	John Calipari	UMass, Memphis, Kentucky	1989 –
4.	779	Rick Barnes	George Mason, Providence, Clemson, Texas, Tennessee	1988 –
5.	732	Kelvin Sampson	Montana Tech, Washington State, Oklahoma, Indiana, Houston	1982 –
6.	731	Dana Altman	Marshall, Kansas State, Creighton, Oregon	1990 –
7.	725	Jim Larranaga	American International, Bowling Green, George Mason, Miami (Fla.)	1978 –
8.	711	Rick Pitino	St. John's, Iona, Louisville, Kentucky, Providence, Boston, Hawai'i	1975 –
9.	687	Tom Izzo	Michigan State	1996 –
10.	689	Mark Few	Gonzaga	2000 –
11.	675	Greg Kampe	Oakland	1985 –
12.	657	Steve Alford	Manchester, Missouri State, Iowa New Mexico, UCLA, Nevada	1992 –
13.	635	Bruce Pearl	Southern Indiana, Milwaukee, Tennessee, Auburn	1993 –
14.	605	Leonard Hamilton	Oklahoma State, Miami (Fla.), Florida State	1987 –
15.	595	Fran Dunphy	Penn, Temple, La Salle	1990 –
16.	580	Greg McDermott	Wayne State (Neb.), UNI, Iowa State, Creighton	1994 –
17.	559	Scott Nagy	South Dakota State, Wright State	1995 –
18.	557	Jeff Jones	Virginia, American, Old Dominion	1990 –
19.	533	Herb Sendek	Santa Clara, Arizona State, NC State Miami (Ohio)	1993 –
20.	517	Ron Cottrell	Houston Christian	1991 –
21.	512	Fran McCaffery	Lehigh, UNC Greensboro, Siena, Iowa	1985 –
22.	507	Randy Bennett	Saint Mary's (Calif.)	2001 –
23.	504	Keith Dambrot	Tiffin, Ashland, Central Michigan, Akron, Duquesne	1984 –
24.	501	Ron Hunter	IUPUI, Georgia State, Tulane	1994 –



MOST GAMES among ACTIVE NCAA DIVISION I COACHES entering 2023-24 season

Rk.	No.	Coach	School(s)	Years
1.	1,388	Cliff Ellis	South Alabama, Clemson, Auburn, Coastal Carolina	1976 –
2.	1,208	Jim Larranaga	American International, Bowling Green, George Mason, Miami (Fla.)	1978 –
3.	1,200	Greg Kampe	Oakland	1985 –
4.	1,184	Rick Barnes	George Mason, Providence, Clemson, Tennessee	1988 –
5.	1,114	Dana Altman	Marshall, Kansas State, Creighton, Oregon	1990 –
6.	1,079	Leonard Hamilton	Oklahoma State, Miami (Fla.), Florida State	1987 –
7.	1,076	Kelvin Sampson	Montana Tech, Washington State, Oklahoma, Indiana, Houston	1982 –
8.	1,041	John Calipari	UMass, Memphis, Kentucky	1989 –
9.	1,028	Bill Self	Tulsa, Illinois, Kansas	1999 –
10.	1,009	Ron Cottrell	Houston Christian	1991 –
11.	1,006	Steve Alford	Manchester, Missouri State, Iowa New Mexico, UCLA, Nevada	1992 –
12.	1,001	Rick Pitino	Iona, Louisville, Kentucky, Providence, Boston, Hawai'i	1975 –
13.	969	Jeff Jones	Virginia, American, Old Dominion	1990 –

MOST YEARS among ACTIVE NCAA DIVISION I COACHES totals entering 2023-24 season

Rk.	Years	Coach	School(s)	Years
1.	45	Cliff Ellis	South Alabama, Clemson, Auburn, Coastal Carolina	1976 –
t2.	39	Jim Larranaga	American International, Bowling Green, George Mason, Miami (Fla.)	1978 –
t2.	39	Greg Kampe	Oakland	1985 –
4.	36	Rick Barnes	George Mason, Providence, Clemson, Texas, Tennessee	1988 –
t5.	35	Rick Pitino	Hawai'i, Boston, Providence, Kentucky, Louisville, Iona	1975 –
t5.	35	Leonard Hamilton	Oklahoma State, Miami (Fla.), Florida State	1987 –
t7.	34	Kelvin Sampson	Montana Tech, Washington State, Oklahoma, Indiana, Houston	1982 –
t7.	34	Dana Altman	Marshall, Kansas State, Creighton, Oregon	1990 –
t9.	32	Ron Cottrell	Houston Christian	1992 –
t9.	32	Steve Alford	Manchester, Missouri State, Iowa New Mexico, UCLA, Nevada	1992 –
t9.	32	Bill Herrion	Drexel, East Carolina, New Hampshire	2006 –
t12.	31	John Calipari	UMass, Memphis, Kentucky	1989 –
t12.	31	Jeff Jones	Virginia, American, Old Dominion	1991 –
t12.	31	Fran Dunphy	Penn, Temple, La Salle	1990 –

MOST NCAA DIVISION I 20-WIN SEASONS among ACTIVE COACHES entering 2023-24 season

Rk.	No.	Coach	School(s)	Years
1.	27	John Calipari	UMass, Memphis, Kentucky	1989 –
2.	26	Bill Self	Tulsa, Illinois, Kansas	1999 –
3.	25	Dana Altman	Marshall, Kansas State, Creighton, Oregon	1990 –
4.	24	Mark Few	Gonzaga	2000 –
t5.	23	Kelvin Sampson	Montana Tech, Washington State, Oklahoma, Indiana, Houston	1982 –
t5.	23	Rick Barnes	George Mason, Providence, Clemson, Texas, Tennessee	1988 –
t5.	23	Rick Pitino	Iona, Louisville, Kentucky, Providence, Boston, Hawai'i	1975 –
8.	22	Tom Izzo	Michigan State	1996 –
9.	18	Fran Dunphy	Penn, Temple, La Salle	1990 –

MOST NCAA DIVISION I 30-WIN SEASONS among ACTIVE COACHES entering 2023-24 season

Rk.	No.	Coach	School(s)	Years
1.	11	Bill Self	Oral Roberts, Tulsa, Illinois, Kansas	1994 –
2.	10	John Calipari	UMass, Memphis, Kentucky	1989 –
3.	7	Mark Few	Gonzaga	2000 –
t4.	5	Tom Izzo	Michigan State	1996 –
t4.	5	Sean Miller	Xavier, Arizona, Xavier	2005 –
t4.	5	Rick Pitino	Hawai'i, Boston, Providence, Kentucky, Louisville, Iona, St. John's	1976 –
t7.	4	Kelvin Sampson	Montana Tech, Washington State, Oklahoma, Indiana, Houston	1982 –
t7.	4	Tony Bennett	Washington State, Virginia	2006 –
8.	3	Rick Barnes	George Mason, Providence, Clemson, Texas, Tennessee	1988 –
t9.	2	Steve Alford	Manchester Missouri State, Iowa, New Mexico, UCLA, Nevada	1992 –
t9.	2	Dana Altman	Marshall, Kansas State, Creighton, Oregon,	1990 –
t9.	2	Chris Beard	McMurry, Angelo State, Texas Tech, Texas, Mississippi	2013 –
t9.	2	Jamie Dixon	Pittsburgh, TCU	2004 –
t9.	2	Ben Jacobson	UNI	2006 –
t9.	2	Bruce Pearl	Southern Indiana, Milwaukee, Tennessee, Auburn	1993 –



KELVIN SAMPSON in NCAA RECORDS BOOK

NCAA WINNINGEST COACHES (10+ years at NCAA Division I level)

Red Bold indicates coaches with **Houston** ties • **Bold** indicates active coaches • entering 2023-24 season

Rk.	Coach	Wins	Losses	Pct.	School (Years)
1.	Mike Krzyzewski	1,202	368	.766	Duke (1980-22); Army West Point (1975-80)
2.	Jim Boeheim	1,015	441	.697	Syracuse (1976-23)
3.	Bob Huggins	935	414	.693	West Virginia (2007-23); Kansas State (2006-07); Cincinnati (1989-05); Akron (1984-89); Walsh (1980-83)
4.	Jim Calhoun	920	397	.699	St. Joseph's (Conn.) (2018-21); UConn (1986-12); Northeastern (1972-86)
5.	Roy Williams	903	264	.774	North Carolina (2003-22); Kansas (1988-03)
6.	Bob Knight	902	371	.709	Texas Tech (2001-08); Indiana (1972-00); Army West Point (1965-72)
7.	Dean Smith	879	254	.776	North Carolina (1961-97)
8.	Adolph Rupp	876	190	.822	Kentucky (1930-72)
9.	Jim Phelan	830	524	.613	Mount St. Mary's (1954-2003)
10.	Cliff Ellis	828	560	.597	Coastal Carolina (2007 – present); Auburn (1994-04); Clemson (1984-94); South Alabama (1975-84)
11.	Rollie Massimino	816	462	.638	Keiser (2006-17); Cleveland State (1996-03); UNLV (1992-94); Villanova (1973-92); Stony Brook (1969-71)
12.	Eddie Sutton	806	326	.712	San Francisco (2007-08); Oklahoma State (1990-06); Kentucky (1985-89); Arkansas (1974-85); Creighton (1969-74)
13.	Rick Byrd	805	403	.666	Belmont (1986-21); Lincoln Memorial (1983-86); Maryville (Tenn.) (1978-80)
14.	Bill Self	791	237	.769	Kansas (2003 – present); Illinois (2000-03); Tulsa (1997-00); Oral Roberts (1993-97)
15.	John Calipari	790	251	.759	Kentucky (2009 – present); Memphis (2000-09); UMass (1988-96)
16.	Lefty Driesell	786	394	.666	Maryland (1969-86); James Madison (1988-97); Georgia State (1997-03); Davidson (1960-69)
17.	Lute Olson	781	279	.737	Arizona (1983-07); Iowa (1974-83); Long Beach State (1973-74)
t18.	Rick Barnes	779	406	.657	Tennessee (2015 – present); Texas (1998-15); Clemson (1994-98); Providence (1988-94); George Mason (1987-88)
t18.	Lou Henson	779	412	.654	New Mexico State (1997-2005); Illinois (1975-96); New Mexico State (1966-75); Hardin-Simmons (1962-66)
20.	Bo Ryan	762	241	.760	Wisconsin (2001-16); Milwaukee (1999-01); Wisconsin-Platteville (1984-99)
21.	Ed Diddle	759	302	.715	Western Kentucky (1922-64)
22.	Henry Iba	755	340	.689	Oklahoma State (1934-70); Colorado (1933-34); Northwest Missouri State (1929-33)
23.	John Beilein	754	425	.640	Michigan (2007-19); West Virginia (2002-07); Richmond (1997-02); Canisius (1992-97); Le Moyne (1983-92); Nazareth (1982-83)
24.	Phog Allen	746	264	.739	Kansas (1907-56); Central Missouri (1912-19); Haskell (1908-09); Baker (1905-08)
25.	John Chaney	741	312	.704	Temple (1982-06)
26.	Kelvin Sampson	732	344	.680	Houston (2014 – present); Indiana (2006-08); Oklahoma (1994-06); Washington State (1987-94); Montana Tech (1981-85)
27.	Dana Altman	731	383	.656	Oregon (2010 – present); Creighton (1994-10); Kansas State (1990-94); Marshall (1989-90)
t28.	Jerry Tarkanian	729	201	.784	Fresno State (1995-02); UNLV (1973-92); Long Beach State (1968-73)
t28.	Norm Stewart	729	373	.662	Missouri (1967-99); Northern Iowa (1961-67)
30.	Jim Larranaga	725	483	.600	Miami (Fla.) (2011 – present); George Mason (1997-11); Bowling Green (1986-97); American International (1977-79)
31.	Ray Meyer	724	354	.672	DePaul (1942-84)
32.	Jerry Slocum	723	556	.565	Youngtown State (2005-17); Gannon (1996-05); Geneva (1987-96); Nyack (1975-87)
33.	Don Haskins	719	353	.671	UTEP (1961-99)
34.	Rick Pitino	711	290	.710	St. John's (2023 – present); Iona (2020-23) Louisville (2001-17); Kentucky (1989-97); Providence (1985-87); Boston University (1978-83); Hawai'i (1975-76)
35.	Larry Hunter	702	453	.608	Western Carolina (2005-18); Ohio (1989-2001); Wittenberg (1976-89)
36.	Mark Few	688	135	.836	Gonzaga (2000 – present)
37.	Tom Izzo	687	280	.710	Michigan State (1996 – present)
38.	Mike Montgomery	677	317	.681	California (2008-14); Stanford (1986-04); Montana (1978-86)
t39.	Greg Kampe	675	525	.563	Oakland (1984 – present)
t39.	Denny Crum	675	295	.696	Louisville (1971-01)
41.	Lon Kruger	674	432	.609	Oklahoma (2011-21); UNLV (2004-11); Illinois (1996-00); Florida (1990-96); Kansas State (1986-90); UTRGV (1982-86)
42.	Gary Williams	668	380	.637	Maryland (1989-11); Ohio State (1986-89); Boston College (1982-86); American (1978-82)
43.	John Wooden	664	162	.804	UCLA (1948-75); Indiana State (1946-48)
t44.	Steve Alford	657	349	.653	Nevada (2019 – present); UCLA (2014-19); New Mexico (2008-13); Iowa (2000-07); Missouri State (1996-99); Manchester (1992-95)
t44.	Ralph Miller	657	382	.632	Oregon State (1970-89); Iowa (1964-70); Wichita State (1951-64)
46.	Tom Penders	649	437	.598	Houston (2004-10); George Washington (1998-2001); Texas (1988-98); Rhode Island (1986-88); Fordham (1978-86); Columbia (1974-78); Tufts (1971-74)
47.	Gene Bartow	647	353	.647	UAB (1978-96); UCLA (1975-77); Illinois (1974-75); Memphis (1970-74); Valparaiso (1964-70); Central Missouri (1961-64)
48.	Tubby Smith	642	370	.634	High Point (2018-19 – present); Memphis (2016-18); Texas Tech (2013-16); Minnesota (2007-13); Kentucky (1997-2007); Georgia (1995-97); Tulsa (1991-95)
t49.	Jay Wright	641	281	.695	Villanova (2002-22); Hofstra (1995-01)
t49.	Billy Tubbs	641	340	.653	Lamar (2003-06); TCU (1994-02); Oklahoma (1980-94); Lamar (1976-80); Southwestern (Texas) (1971-73)
51.	Homer Drew	640	427	.600	Valparaiso (1988-11); Indiana-South Bend (1987-88); Bethel (Ind.) (1976-87);
52.	Marv Harshman	637	444	.589	Washington State (1958-71); Washington (1971-85); Pacific Lutheran (1945-58)
53.	Bruce Pearl	635	256	.712	Auburn (2015 – present); Tennessee (2006-11); Milwaukee (2002-05); Southern Indiana (1993-01)
54.	Bob McKillop	634	383	.623	Davidson (1990-22)
55.	Hugh Durham	633	429	.596	Jacksonville (1997-05); Georgia (1978-95); Florida State (1966-78)
56.	Norm Sloan	624	393	.614	NC State (1966-80); Florida (1960-89); The Citadel (1956-60); Presbyterian (1951-55)
57.	Stew Morrill	620	294	.678	Utah State (1998-15); Colorado State (1991-98); Montana (1986-91)
58.	Ben Braun	615	517	.543	Rice (2008-14); California (1996-08); Eastern Michigan (1985-96); Siena Heights (1977-85)
59.	Slats Gill	599	393	.604	Oregon State (1928-64)
60.	Tom Davis	598	355	.627	Drake (2003-07); Iowa (1986-99); Stanford (1982-86); Boston College (1977-82); Lafayette (1971-77)
61.	Abe Lemons	597	344	.634	Texas (1976-82); UTRGV (1973-76); Oklahoma City (1955-73)
62.	John Thompson	596	239	.714	Georgetown (1972-99)
63.	Fran Dunphy	595	344	.634	La Salle (2022 – present); Temple (2006-19); Penn (1989-06)
64.	Bob Hoffman	593	363	.620	Central Oklahoma (2019 – present); Mercer (2008-19); UTRGV (1999-04); Oklahoma Baptist (1990-99)
65.	Guy V. Lewis	592	279	.680	Houston (1956-86)
t66.	Tony Shaver	584	389	.600	William & Mary (2004-19); Hampden-Sydney (1987-03)
	Danny Kaspar	584	302	.659	Texas State (2014-20); Stephen F. Austin (2001-13); UIW (1992-00)
68.	Mike Brey	582	332	.637	Notre Dame (2001-23); Delaware (1995-00)
69.	Greg McDermott	580	345	.627	Creighton (2010 – present); Iowa State (2006-10); Northern Iowa (2001-06); North Dakota State (2000-01); Wayne State (Neb.) (1994-00)

COACHES & STAFF

ASSISTANT COACH KELLEN SAMPSON



KELLEN SAMPSON

Assistant Coach

10th Season at Houston • 14th Season Overall

Oklahoma '06; '09

Kellen Sampson joined the University of Houston Men's Basketball program in April 2014 as an assistant coach. He assists in all aspects of the Houston Basketball program.

This is the first time that Sampson has worked for his father, Head Coach Kelvin Sampson, as a full-time assistant coach.

In June 2023, he signed a new contract, which formalized the coaching succession plan upon Kelvin Sampson's departure from the program and designated him as head coach-in-waiting on the Houston staff.

During his time at Houston, Sampson has helped lead the Cougars to five consecutive NCAA Tournament appearances – including the 2021 NCAA Final Four – and six American Athletic Conference titles.

Houston has posted a 232-74 overall record with a 117-44 mark in conference games and sustained national prominence by being ranked in the Top 25 in the final Associated Press and Ferris Mowers Coaches polls for six consecutive years with Top 10 showings in each of the last three seasons.

at HOUSTON

In 2022-23, Sampson helped lead the Cougars to a 33-4 overall record and a 17-1 mark in American Athletic Conference play.

The Cougars ranked among the nation's Top-Six leaders in both national polls for the entire season and spent eight weeks at No. 1 for the first time since 1984.

Houston captured the American Athletic Conference regular-season title for the fourth time in a five-year stretch and swept the league's postseason individual awards.

The Cougars competed as the No. 1 seed in the NCAA Tournament for the first time since 1983 and advanced to the NCAA Sweet 16 or farther for the fourth straight season.

Following the season, forward Jarace Walker was taken in the NBA Draft with the No. 8 overall pick. He became the highest Cougar taken in the NBA Draft since 1984.

In 2021-22, Sampson helped lead the Cougars to an unforgettable campaign.

Overcoming injuries to two key personnel shortly before American Athletic Conference play started, the Cougars posted a 32-6 overall record, swept the league's regular-season and tournament titles and advanced to the NCAA Elite Eight.

It was only the fourth time in school history in which the Cougars swept a conference regular-season and tournament titles and the first time since 1991-92.

Sampson played a key role in the Cougars' historic 2020-21 season.

With a 67-61 win over Oregon State on March 29, the Cougars returned to the NCAA Final Four, the program's sixth Final Four appearance in school history.

Facing COVID-19 protocols throughout the season, the Cougars posted a 28-4 overall record and 14-3 mark in American play. The Cougars were ranked in both national polls for every week during the year and ended the campaign at No. 6 in the Associated Press and at No. 3 in the Ferris Mowers Coaches' poll.

Houston capped the regular season with a thrilling, buzzer-beating win over Memphis inside the Fertitta Center and carried that momentum into the postseason.

The Cougars won three straight games in as many days to capture the American Athletic Conference Championship title inside Dickies Arena in Fort Worth, Texas, for the program first conference tournament title since 2010.

From there, Houston entered the NCAA Tournament bubble in Indianapolis. With wins over Cleveland State, Rutgers, Syracuse and Oregon State, the Cougars advanced to the program's first NCAA Final Four since 1984.

Guard Quentin Grimes was named The American Player of the Year and collected similar honors at The American Championship. For his performance in the NCAA Tournament, guard DeJon Jarreau was named the Midwest Regional Most Outstanding Player.

In 2019-20, the Cougars compiled a 23-8 overall record and a 13-8 mark in American Athletic Conference play to earn the program's second straight regular-season league title.

With its victory total, Houston recorded its fifth straight 20-win season, a first in school history.

The Cougars reeled off three straight wins in Hawai'i in December 2019, with a 75-71 win over No. 21/20 Washington in the title game to win the Hawaiian Airlines Diamond Head Classic championship.

For the third straight season, the Cougars finished among the nation's Top 25 in both polls, another first in program history.

In 2018-19, Sampson helped lead the Cougars to a record-setting

campaign. Houston set a school record with 33 wins, captured the program's first outright conference championship and advanced to the NCAA Tournament Sweet 16 for the first time since 1984 and finished among the Top 12 in both final national polls.

During the 2017-18 season, Houston posted a 27-8 record for the fifth-highest total in school single-season history and advanced to the NCAA Tournament Second Round for the first time in more than 30 years.

The Cougars posted a perfect 15-0 home record at H&PE Arena and enjoyed multiple wins over Top-10 opponents.

In 2016-17, the Cougars enjoyed a 21-11 record for their second straight 20-win season and competed in the NIT for the second straight year, a first in program history since 2005 and 2006.

Sampson helped lead the Cougars to a 22-10 record in 2015-16 – only the 15th 22-win season in program history – and a berth in the NIT for the first time in a decade.

In his first season at Houston, Sampson helped lead the Cougars to 13 wins with four victories in their final five games to end the season. The Cougars also knocked off defending national champion UConn for the second straight season inside Hofheinz Pavilion and led the American Athletic Conference with 8.1 3-pointers per game.

He also assisted in the Cougars' off-court work, serving Thanksgiving meals to Star of Hope Mission residents and leading a Texas Special Olympics event inside Hofheinz Pavilion.

PRE-HOUSTON

Sampson is no stranger to the college basketball coaching fraternity. He joined the Cougars after a three-year stint at Appalachian State from 2011 to 2014. In 2012-13, Sampson helped lead the Mountaineers to the Southern Conference Tournament semifinals and the top five in the league in scoring, field-goal percentage, 3-point field goal percentage and blocks.

In his first season with Appalachian State, the Mountaineers reached the SoCon Tournament quarterfinals and were ranked among the league's top-5 teams in field-goal percentage, 3-point field goal percentage, 3-point field goal percentage defense and blocks.

Sampson entered the full-time coaching ranks as an assistant coach at Stephen F. Austin in 2010-11. There, he helped guide the Lumberjacks to 18 wins, including an impressive 13-3 mark at home. SFA led the nation in scoring defense with only 56.7 points allowed per game and in 3-point field goal percentage defense (28.4), while Jereal Scott was named to the All-Southeast Conference First Team.

He served as a graduate assistant at Oklahoma during the 2008-09 season and worked as strength and conditioning coach during the 2009-10 campaign. In addition, he also served as the program's film exchange coordinator and assisted in scheduling official visits for recruits.

In two seasons, he was a part of an Oklahoma staff that won 43 games and advanced to the 2009 NCAA Elite Eight and helped produce four NBA Draft selections, including 2009 No. 1 overall pick and 2011 NBA Rookie of the Year Blake Griffin.

Following his 2006 graduation from Oklahoma, Sampson first served under his father at Indiana as a graduate assistant during the 2007-08 season when the Hoosiers posted a 25-8 overall record and 14-4 mark in Big Ten play.

PLAYING CAREER

Sampson competed at Oklahoma from 2004 to 2007. He earned three letters during that time and received the program's Most Inspirational Award and Connection to the Community Award as a senior in 2006.

On the court, he led the Sooners, connecting on 44 percent of his shots from behind the arc as a senior. Off the court, he earned Academic All-Big 12 First-Team honors in 2007.

PERSONAL

Sampson earned two degrees from Oklahoma, graduating with honors in communications in 2006 and earning his master's degree in intercollegiate athletics administration in 2009.

He is the third generation from his family to work as a coach. In addition to his father, his grandfather, John W. "Ned" Sampson, was a highly respected high school coach in Pembroke, N.C., and is a member of the North Carolina Coaching Hall of Fame.

Sampson and his wife, Tonya, have a daughter, Maisy, and a son, Kylan.

THE KELLEN SAMPSON FILE

PERSONAL

Hometown: Norman, Okla.

EDUCATION

- Oklahoma • Master's degree in intercollegiate athletics administration • 2009
- Oklahoma • Bachelor's degree in communications • 1998
- Norman High School • 2003

FAMILY

Wife: Tonya

Children: Daughter, Maisy; Son, Kylan

COACHING CAREER

2014 –	Houston	Assistant Coach
2011-14	Appalachian State	Assistant Coach
2010-11	Stephen F. Austin	Assistant Coach
2009-10	Oklahoma	Assistant Strength & Conditioning Coach
2008-09	Oklahoma	Graduate Assistant
2007-08	Indiana	Graduate Assistant

CHAMPIONSHIPS

- 2022-23 American Athletic Conference champions (Houston)
- 2021-22 American Athletic Conference champions (Houston)
- 2021-22 American Athletic Conference Tournament champions (Houston)
- 2021 NCAA Tournament Final Four (Midwest Regional champions)
- 2020-21 American Athletic Conference Tournament champions (Houston)
- 2019-20 American Athletic Conference champions (Houston)
- 2018-19 American Athletic Conference champions (Houston)

PLAYING EXPERIENCE

- 2004-07 Oklahoma**
- Three-year letterman
 - Most Inspirational and Connection to the Community Awards as a senior
 - 2007 Academic All-Big 12 First Team
 - Hit 44 percent of his 3-point attempts as a senior in 2007 to lead Oklahoma

ASSOCIATE HEAD COACH QUANNAS WHITE



QUANNAS WHITE

Associate Head Coach

Seventh Season at Houston • 10th Season Overall
Oklahoma '04

Quannas White joined the University of Houston Men's Basketball program as an assistant coach in April 2017 and was elevated to associate head coach in June 2023.

White — whose first name is pronounced Kwah-Nus — is no stranger to Head Coach Kelvin Sampson, playing for him for two seasons during their time together at Oklahoma from 2001 to 2003. He also entered the professional ranks following his playing career as the Sooners' graduate assistant in 2003-04.

During his time at Houston, White has been a part of teams, which have posted a 176-34 overall record, including an 89-18 mark in conference play, with six conference titles (four regular-season, two tournament) and advanced to five consecutive NCAA Tournaments, including the 2021 NCAA Final Four.

The program has also reached national prominence by being ranked in the Top 25 in the Associated Press and Ferris Mowers Coaches Poll for six consecutive years with Top 10 showings in each of the last three seasons.

AT HOUSTON

In 2022-23, White helped lead the Cougars to a 33-4 overall record and a 17-1 record in American Athletic Conference play.

The Cougars ranked among the nation's Top-Six leaders in both national polls for the entire season and spent eight weeks at No. 1 for the first time since 1984.

Houston captured the American Athletic Conference regular-season title for the fourth time in a five-year stretch and swept the league's postseason individual awards.

The Cougars competed as the No. 1 seed in the NCAA Tournament for the first time since 1983 and advanced to the NCAA Sweet 16 or farther for the fourth straight season.

Following the season, guard Marcus Sasser was taken in the First Round of the NBA Draft with forward Jarace Walker. It marked the first time since 1984 that a pair of Cougars were chosen in the First Round.

In 2021-22, White helped lead the Cougars to an unforgettable campaign.

Overcoming injuries to two key personnel shortly before American Athletic Conference play started, the Cougars posted a 32-6 overall record, swept the league's regular-season and tournament titles and advanced to the NCAA Elite Eight.

It was only the fourth time in school history in which the Cougars swept a conference regular-season and tournament titles and the first time since 1991-92.

White played a key role in the Cougars' historic 2020-21 season.

With a 67-61 win over Oregon State on March 29, the Cougars returned to the NCAA Final Four, the program's sixth Final Four appearance in school history.

Facing COVID-19 protocols throughout the season, the Cougars posted a 28-4 overall record and 14-3 mark in American play. The Cougars were ranked in both national polls for every week during the year and ended the campaign at No. 6 in the Associated Press and at No. 3 in the Ferris Mowers Coaches' poll.

Houston capped the regular season with a thrilling, buzzer-beating win over Memphis inside the Fertitta Center and carried that momentum into the postseason.

The Cougars won three straight games in as many days to capture the American Athletic Conference Championship title inside Dickies Arena in Fort Worth, Texas, for the program first conference tournament title since 2010.

From there, Houston entered the NCAA Tournament bubble in Indianapolis. With wins over Cleveland State, Rutgers, Syracuse and Oregon State, the Cougars advanced to the program's first NCAA Final Four since 1984.

Guard Quentin Grimes was named The American Player of the Year and collected similar honors at The American Championship. For his performance in the NCAA Tournament, guard DeJon Jarreau was named the Midwest Regional Most Outstanding Player.

In 2019-20, the Cougars compiled a 23-8 overall record and a 13-8 mark in American Athletic Conference play to earn the program's second straight regular-season league title.

With its victory total, Houston recorded its fifth straight 20-win season, a first in school history.

The Cougars reeled off three straight wins in Hawai'i in December 2019, with a 75-71 win over No. 21/20 Washington in the title game to win the Hawaiian Airlines Diamond Head Classic championship.

For the third straight season, the Cougars finished among the nation's Top 25 in both polls, another first in program history.

The Cougars celebrated a record-setting season in 2018-19. Houston posted a school-record 33 wins, captured the program's first outright conference championship and advanced to its first NCAA Tournament Sweet 16 since 1984 and finished among the Top 12 in both final national polls.

In his first season with the Cougars in 2017-18, White helped return the program to new heights.

Houston posted a 27-8 record for the fifth-highest win total in school single-season history and advanced to the NCAA Tournament Second Round for the first time in more than 30 years.

The Cougars completed a perfect 15-0 home record at H&PE Arena as Hofheinz Pavilion underwent a \$60-million renovation to become the Fertitta Center and enjoyed multiple wins over Top-10 opponents during the season.

PRE-HOUSTON

White joined the Cougars after serving as an assistant coach at WKU during the 2016-17 season. There, he helped lead the Hilltoppers to 15 wins and played key roles in the recruitment of Mitchell Robinson, Josh Anderson and Pancake Thomas, who gave the Hilltoppers a national Top-10 recruiting class.

Prior to that, White served for two seasons as an assistant coach at Tulane from 2014 to 2016.

White led the Louisiana Dynasty AAU program and worked as a private basketball trainer for eight seasons from 2005 to 2014. During his time with that program, he guided the Dynasty to more than 30 tournament titles and developed several players who competed at the NCAA Division I level.

With the completion of his collegiate career, White served as a graduate assistant for the Sooners during the 2003-04 campaign and received his bachelor's degree in sociology in 2004.

PLAYING CAREER

Before entering the professional ranks, White was an award-winning student-athlete at Oklahoma from 2001 to 2003. He helped lead the Sooners to the 2002 NCAA Final Four as a member of the Big 12 All-Newcomer Team after posting 7.6 points and 4.7 assists per game and was named to the NCAA Tournament All-West Regional Team.

One year later, White led Oklahoma to the 2003 NCAA Elite Eight with 8.6 points and 4.1 assists per game.

In addition, he was the starting point guard for the Big 12's undefeated All-Star team that played a foreign tour in Scandinavia against teams from Sweden, Norway and Denmark in 2002.

Before joining Oklahoma, he played for two seasons at Midland Junior College, where he earned All-Conference honors as a sophomore.

During the 2000-01 season, White averaged 16.2 points, 4.2 rebounds, 4.1 assists and 2.0 steals per game to lead the Chaparrals to a 25-8 record.

Competing for Head Coach Junsie Cotten, he drained 53.8 percent from the 3-point line and sank 81.8 percent from the free throw line.

White averaged 17 points and won a state championship as a senior at St. Augustine High School for Head Coach Bernard Griffith.

There, he was a backcourt teammate of Oklahoma All-American Hollis Price, who currently serves as the Cougars' director of player development.

White was selected by the Yakima Sun Kings in the 2003 Continental Basketball Association (CBA) draft and had stints in the NBA D-League with the Austin Toros (2005-06) and the Rio Grande Valley Vipers (2007-08). He also played professionally in France and Germany.

PERSONAL

White and his wife, Leah, have four children: daughters, Jordyn and Anaiah (pronounced Uh-Nye-Uh), and son, Asher and Asa (pronounced A-suh).

THE QUANNAS WHITE FILE

PERSONAL

Hometown: New Orleans, La.

EDUCATION

• Oklahoma • Bachelor's degree in sociology • 2004

• St. Augustine High School • 1999

FAMILY

Wife: Leah

Children: Daughters, Jordyn and Anaiah;

Sons, Asher and Asa

COACHING CAREER

2022 –	Houston	Associate Head Coach
2017-22	Houston	Assistant Coach
2016-17	WKU	Assistant Coach
2014-16	Tulane	Assistant Coach
2005-14	Louisiana Dynasty AAU	Head Coach
2003-04	Oklahoma	Graduate Assistant

CHAMPIONSHIPS

- 2022-23 American Athletic Conference champions (Houston)
- 2021-22 American Athletic Conference champions (Houston)
- 2021-22 American Athletic Conference Tournament champions (Houston)
- 2021 NCAA Tournament Final Four (Midwest Regional champions)
- 2021 American Athletic Conference Tournament champions (Houston)
- 2019-20 American Athletic Conference champions (Houston)
- 2018-19 American Athletic Conference champions (Houston)

PLAYING EXPERIENCE

2007-08	Rio Grande Valley Vipers (NBA DL)
2005-06	Austin Toros (NBA DL)
2001-03	Oklahoma
	• 2002 NCAA Tournament All-West Regional Team
	• 2002 All-Big 12 Newcomer Team
	• Point guard of OU's 2002 NCAA Final Four and 2003 NCAA Elite Eight teams
	• Two-year letterman
1999-01	Midland Community College
	• 2001 All-America Third Team
	• 2001 All-Conference First-Team
	• 2001 All-Region First Team
1998-99	St. Augustine High School
	• Led team to Class 5A state championship
	• Teamed with current Houston Director of Player Development Hollis Price

ASSISTANT COACH K.C. BEARD



K.C. BEARD

Assistant Coach

Second Season at UH as Assistant Coach (10th season)

Four Seasons as Coach / 11 Seasons as Staff (Overall)

Boise State '08; West Texas A&M '11

K.C. Beard joined the University of Houston Men's Basketball program as its video coordinator in May 2014.

He was elevated to assistant coach in April 2021 and moved to Special Assistant to Head Coach Kelvin Sampson in May 2022. He will return to his assistant coach duties for the 2023-24 season.

Beard is no stranger to the Houston Basketball program. He served as the team's video coordinator since joining the program from 2014 to 2021.

As part of the Houston Basketball staff, Beard has played a key role in the program's resurgence. The Cougars have won 20+ games in eight consecutive seasons (a first in program history), captured six American Athletic Conference championships (four regular-season, two tournament) and posted a 232-74 overall record with a 117-44 mark in conference games.

The Cougars have enjoyed five consecutive NCAA Tournament appearances, including a Final Four berth in 2021 and an Elite Eight appearance in 2022.

The program has also reached national prominence by being ranked in the Top 25 in the Associated Press and Ferris Mowers Coaches Poll for six consecutive years with Top 10 showings in each of the last three seasons.

at HOUSTON

In 2022-23, Beard helped lead the Cougars to a 33-4 overall record and a 17-1 record in American Athletic Conference play.

The Cougars ranked among the nation's Top-Six leaders in both national polls for the entire season and spent eight weeks at No. 1 for the first time since 1984.

Houston captured the American Athletic Conference regular-season title for the fourth time in a five-year stretch and swept the league's postseason individual awards.

The Cougars competed as the No. 1 seed in the NCAA Tournament for the first time since 1983 and advanced to the NCAA Sweet 16 or farther for the fourth straight season.

In 2021-22, Beard helped lead the Cougars to an unforgettable campaign while working with the Houston frontcourt.

Overcoming injuries to two key personnel shortly before American Athletic Conference play started, the Cougars posted a 32-6 overall record, swept the league's regular-season and tournament titles and advanced to the NCAA Elite Eight.

It was only the fourth time in school history in which the Cougars swept a conference regular-season and tournament titles and the first time since 1991-92.

Beard played a key role in the Cougars' historic 2020-21 season.

With a 67-61 win over Oregon State on March 29, the Cougars returned to the NCAA Final Four, the program's sixth Final Four appearance in school history.

Facing COVID-19 protocols throughout the season, the Cougars posted a 28-4 overall record and 14-3 mark in American play. The Cougars were ranked in both national polls for every week during the year and ended the campaign at No. 6 in the Associated Press and at No. 3 in the Ferris Mowers Coaches' poll.

Houston capped the regular season with a thrilling, buzzer-

beating win over Memphis inside the Fertitta Center and carried that momentum into the postseason.

The Cougars won three straight games in as many days to capture the American Athletic Conference Championship title inside Dickies Arena in Fort Worth, Texas, for the program first conference tournament title since 2010.

From there, Houston entered the NCAA Tournament bubble in Indianapolis. With wins over Cleveland State, Rutgers, Syracuse and Oregon State, the Cougars advanced to the program's first NCAA Final Four since 1984.

Guard Quentin Grimes was named The American Player of the Year and collected similar honors at The American Championship. For his performance in the NCAA Tournament, guard DeJon Jarreau was named the Midwest Regional Most Outstanding Player.

Beard, who is a native of Parma, Idaho, first joined the Cougars after most working as a video intern for the NBA's Utah Jazz during the 2013-14 season.

PRE-HOUSTON

During the summer of 2013, he worked as the video coordinator for the Canadian National Team. There, he worked with Sampson, who was an assistant coach on that staff.

Beard spent two seasons (2011-13) as a video intern with the Portland Trail Blazers of the NBA. There, he assisted the video coordinator in preparing opponents' scouting film and recorded and catalogued NBA, NCAA, international and high school games.

Before joining the Trail Blazers, he served as an assistant coach at Pacific (Ore.) in the fall of 2011.

He worked for two years as an assistant coach at West Texas A&M from 2009 to 2011. During his stint with the Buffs, Beard helped lead the team to a 39-20 record with wins against six top-25 teams. The Buffs' 2010-11 team compiled a 23-7 record and advanced to the NCAA Regional Tournament.

Beard joined the professional ranks in 2008-09 as the video coordinator at SMU.

PERSONAL

Beard received his bachelor's degree in business administration from Boise State in 2008 and earned his master's degree in business administration from West Texas A&M in 2011.

THE K.C. BEARD FILE

PERSONAL

Hometown: Parma, Idaho

EDUCATION

- West Texas A&M • Master's degree in business administration • 2011
- Boise State • Bachelor's degree in business administration • 2008
- Parma High School • 2000

PROFESSIONAL CAREER

2023 –	Houston	Assistant Coach
2022-23	Houston	Special Assistant to the Head Coach
2021-22	Houston	Assistant Coach
2014-21	Houston	Video Coordinator
2013-14	Utah Jazz	Video Intern
2013	Canadian National Team	Video Coordinator
2011-13	Portland Trail Blazers	Video Intern
2011	Pacific (Ore.)	Assistant Coach
2009-11	West Texas A&M	Assistant Coach
2008-09	SMU	Video Coordinator

CHAMPIONSHIPS

- 2022-23 American Athletic Conference champions (Houston)
- 2021-22 American Athletic Conference champions (Houston)
- 2021-22 American Athletic Conference Tournament champions (Houston)
- 2021 NCAA Tournament Final Four (Midwest Regional champions)
- 2020-21 American Athletic Conference Tournament champions (Houston)
- 2019-20 American Athletic Conference champions (Houston)
- 2018-19 American Athletic Conference champions (Houston)

SPECIAL ASSISTANT to the HEAD COACH HOLLIS PRICE



HOLLIS PRICE

Special Assistant to the Head Coach

10th Season at UH

(One Season as Coach / Nine Seasons as Staff)

Oklahoma '11

Former Oklahoma All-American Hollis Price joined the University of Houston Men's Basketball program in May 2014 as its director of player development.

He was elevated to special assistant to Head Coach Kelvin Sampson in May 2021 and served as an assistant coach during the 2022-23 season. In 2023-24, he will return to special assistant to the head coach duties.

During his time at Houston, Price has been a part of the resurgence of the Houston Basketball program.

The Cougars have won 20+ games in eight consecutive seasons (a first in program history), captured four American Athletic Conference regular-season championships in a five-year stretch and won the 2022 and 2021 American Athletic Conference Championship crowns.

The Cougars enjoyed five consecutive NCAA Tournament appearances, including a Sweet 16 berth in 2023, an Elite Eight appearance in 2022, a Final Four appearance in 2021 and a Sweet 16 berth in 2019.

The program has also reached national prominence by being ranked in the Top 25 in the final Associated Press and Ferris Mowers Coaches polls for six consecutive years, including each of the last three seasons among the Top 10.

at HOUSTON

In his first season as a UH assistant coach in 2022-23, Price helped lead the Cougars to a 33-4 overall record and a 17-1 record in American Athletic Conference play.

The Cougars ranked among the nation's Top-Six leaders in both national polls for the entire season and spent eight weeks at No. 1 for the first time since 1984.

Houston captured the American Athletic Conference regular-season title for the fourth time in a five-year stretch and swept the league's postseason individual awards

The Cougars competed as the No. 1 seed in the NCAA Tournament for the first time since 1983 and advanced to the NCAA Sweet 16 or farther for the fourth straight season.

PRE-HOUSTON

Price, who is a native of New Orleans, joined the Cougars after serving as an assistant coach with the Texas Legends in the NBA Developmental League during the 2013-14 season. He served under head coach Eduardo Najera, who also competed for Sampson at Oklahoma from 1996 to 2000.

Price entered the coaching ranks with the Legends after a nine-year professional career overseas. He was honored as the Most Valuable Player of the Lithuania Basketball League and competed in several international competitions, including the France Cup and the Germany Cup.

PLAYING CAREER

Price was a decorated student-athlete during his playing career at Oklahoma from 1999 to 2003. As a senior during the 2002-03 campaign, he was named to the Associated Press All-America Second Team after averaging 18.0 points, 2.7 rebounds, 2.8 assists and 1.6 steals per game while leading the Sooners to the NCAA Tournament's Elite Eight.

By the time that his collegiate career was done, Price racked up 110 victories, setting a Sooner record.

As a junior in 2001-02, he led the Sooners to the NCAA Tournament Final Four after averaging 16.5 points, 3.1 rebounds, 2.6 assists and 1.7 steals per game. With numbers like that, he was named to the All-Big 12 First Team by the league's coaches and media and was an All-America Third-Team honoree by *Sporting News*.

As a prep star at New Orleans' St. Augustine High, Price was recognized as one of the nation's top-50 seniors and led the team to the Class 5A state crown while being named the state tournament's Most Valuable Player.

Price received his bachelor's degree in multidisciplinary studies from Oklahoma in 2011 and was named to the Dean's List in 1999.

PERSONAL

He and his wife, Michel, have a son, Hollis Price II, and a stepson, Kalil Thomas.

THE HOLLIS PRICE FILE

PERSONAL

Hometown: New Orleans, La.

EDUCATION

- Oklahoma • Bachelor's degree in multidisciplinary studies • 2011
- St. Augustine High School • 1999

FAMILY

Wife: Michel

Son: Hollis Price II

Stepson: Kalil Thomas

PROFESSIONAL CAREER

2022 –	Houston	Assistant Coach
2021-22	Houston	Special Assistant to the Head Coach
2014-21	Houston	Director of Player Development
2013-14	Texas Legends (NBA Developmental League)	Assistant Coach

CHAMPIONSHIPS

- 2022-23 American Athletic Conference champions (Houston)
- 2021-22 American Athletic Conference champions (Houston)
- 2021-22 American Athletic Conference Tournament champions (Houston)
- 2021 NCAA Tournament Final Four (Midwest Regional champions)
- 2020-21 American Athletic Conference Tournament champions (Houston)
- 2019-20 American Athletic Conference champions (Houston)
- 2018-19 American Athletic Conference champions (Houston)

PLAYING EXPERIENCE

- 2010-11** Alba Berlin
- 2010** Artland Dragos
- 2009** Olympia Milano
- 2008-09** Dynamo Moscow
- 2007-08** Lietuvos Rytas Vilnius
- 2006-07** Cajasol Sevilla
- 2005-06** Alba Berlin
- 2003-05** Le Mans France
- 1999-03 Oklahoma**
 - Four-year letterman
 - School record 110 wins
 - 2003 All-America Second Team (AP)
 - 2003, 2002 All-Big 12 First Team
 - 2002 All America Third-Team (*Sporting News*)
 - 2003, 2002 USBWA All-District VI Team
 - 2003, 2002 NABC All-District 12 First Team
 - 2003, 2002 John Wooden Award Finalist
 - 2002 NCAA Tournament West Regional Most Outstanding Player
 - 2002 Big 12 Tournament Most Outstanding Player
 - 2001 Big 12 Tournament All-Tournament Team
 - 2000 Big 12 All-Freshman Team

SUPPORT STAFF



BOBBY CHAMPAGNE
Director of Operations & Basketball Strategy
Third Season at Houston
Oklahoma '11

Longtime coaching veteran Bobby Champagne joined the University of Houston Men's Basketball program as its director of operations and basketball strategy in October 2021

This is the third school at which Champagne has worked for Sampson. He previously served as Sampson's assistant coach at Oklahoma from 1994 to 1997 and at Washington State from 1991 to 1994.

In their years together, Sampson and Champagne have combined for 183 wins with seven postseason appearances, including six NCAA Tournaments.

In his role with the Cougars, Champagne works closely with Sampson and the coaching staff.

His primary responsibilities include scheduling games, coordinating team travel, managing the program's budget, organizing day-to-day schedules and other operational duties. He also serves as liaison for the program to the Athletics Department and the University.

Champagne came to Houston after serving as the head coach at Tharptown High School in Russellville, Ala.

From 2003 to 2018 he served as the head coach at North Alabama. During that time, he compiled a 245-194 record with four NCAA Tournament appearances, including an Elite Eight berth in 2008.

His 2008 squad won the NCAA Division II South Regional championship and the Gulf South Conference Tournament as he was recognized as the South Region Coach of the Year by the NCAA.

In addition to his work with Sampson at Washington State and Oklahoma, Champagne also served as an assistant coach at UTEP (2002-03), Georgia State (2001-02) and Louisiana (1997-01).

Champagne began his coaching career as a graduate assistant at South Alabama during the 1989-90 season and worked as a coach for the Louisiana Stars AAU team in 1990.

A native of Lafayette, La., Champagne and his wife, Anna, have three sons, Charlie, Will and Joe, and a daughter Annie.

THE BOBBY CHAMPAGNE FILE

PERSONAL
Hometown: Lafayette, La.

EDUCATION
 • South Alabama • Bachelor's degree in sociology • 1990
 • St. Thomas More High School • 1985

FAMILY
Wife: Anna
Sons: Will, Charlie, Joe
Daughter: Annie

PROFESSIONAL CAREER

2021 –	Houston	Director of Operations & Basketball Strategy
2021	Tharptown High School	Head Coach
2003-18	North Alabama	Head Coach
2002-03	UTEP	Assistant Coach
2001-02	Georgia State	Assistant Coach
1997-01	Louisiana	Assistant Coach
1994-97	Oklahoma	Assistant Coach
1991-94	Washington State	Assistant Coach
1990	Louisiana Stars AAU	Coach
1989-90	South Alabama	Graduate Assistant Coach

PLAYING EXPERIENCE

1987-89	South Alabama	– All-Academic Team – President's List – Dean's List
1986-88	Coastal Alabama College	



LAUREN SAMPSON
Director of Operations
Eighth Season at Houston
Oklahoma '04

Lauren Sampson joined the University of Houston Men's Basketball program in the summer of 2016 as director for external operations.

In that role, she oversees the publicity of the Houston Men's Basketball program and supervises numerous team functions every year.

During her time in Houston, the Cougars have recorded 197 victories in seven straight 20-win seasons with six American Athletic Conference championships and five consecutive NCAA Tournament berths with a Final Four appearance in 2021, an Elite Eight appearance in 2022 and Sweet 16 berths in 2019 and 2023.

Prior to her current position, Sampson worked in the Marketing Office as program director for revenue development during the 2015-16 season.

Sampson joined the Cougars after working for the previous four years as a professional sales representative with Medimetriks Pharmaceuticals.

In her most recent role in collegiate athletics, Sampson was an account executive with Indiana University Sports Properties during the 2006-07 season. There, she was responsible for sponsorship fulfillment and planned and executed all hospitality events for Football and Men's Basketball games.

She served as director of sports marketing at College of Charleston from 2005 to 2006. Sampson, who is a native of Norman, Okla., managed and produced all marketing material and activities for 21 sport programs and implemented major fundraising events to general additional business exposure.

After completing her college education, Sampson entered the professional ranks in special events and membership development with the All-Sports Association in Oklahoma City, where she developed sponsorship packages and planned and executed several events, including the All-College Banquet, All-Sports Elite Members Party and All-Sports Golf Invitational.

Sampson graduated from Oklahoma with a bachelor's degree in communications with minors in history and Native American studies in 2004.

Her father, Kelvin Sampson, is the men's basketball head coach at UH, and her younger brother, Kellen, is an assistant coach on the staff.

THE LAUREN SAMPSON FILE

PERSONAL
Hometown: Norman, Okla.

EDUCATION
 • Oklahoma • Bachelor's degree in communications • 2004

PROFESSIONAL CAREER

2021 –	Houston	Director of Operations
2016-21	Houston	Director of External Operations
2015-16	Houston	Director for Revenue Development
2006-07	Indiana	IU Sports Properties Account Executive
2005-06	College of Charleston	Director of Sports Marketing

SUPPORT STAFF



ANTHONY GOLDWIRE

Director for Player Development
Third Season at Houston
Houston '20

Houston letterman Anthony Goldwire returned to the University of Houston as director of player development in May 2021.

In that role, he is responsible for a wide variety of duties essential to the program's success and will work closely with the Houston student-athletes in maximizing their potential in all facets of their lives, on and off the court, as well as Sampson and the coaching staff.

Goldwire came to Houston after spending the 2020-21 season as director of student-athlete development at Louisiana. Prior to that, Goldwire served as an assistant coach with the NBA's Milwaukee Bucks from 2010 to 2013.

As a Cougar, Goldwire competed in 58 games, scoring 890 points during the 1992-93 and 1993-94 seasons. He led Houston to the NIT and a 21-9 record as a junior in 1992-93 while being named the Southwest Conference Newcomer of the Year.

He served as team captain as a senior in 1993-94 and was named the team's Most Valuable Player that season.

Goldwire led the Cougars with a combined 334 assists during his collegiate career and continues to rank second in school career history with 5.9 assists per game.

Following his UH playing days, Goldwire was selected by the Phoenix Suns in the Second Round of the 1994 NBA Draft. He played for nine teams in a seven-year NBA career and also played professionally overseas in Greece, Spain and Italy as well as the Continental Basketball League, where he played on three CBA championship teams and was named to the All-Rookie Team in 1994.

After concluding his professional playing career in 2008, Goldwire joined the Phoenix Suns' NBA Summer League coaching staff in 2010 before joining the staff as an assistant in Milwaukee. Goldwire also spent two seasons on the coaching staff for the Erie Bay-Hawks of the then-NBA D-League and was an assistant coach on the 2014 Orlando Magic's NBA Summer League squad.

With the completion of his professional playing career, he returned to UH and earned his bachelor's degree in sports administration in 2020.

Goldwire and his wife, Trenna, have twin sons, Kaelin and Kourtland, and daughters, Aliana and Anaya.

THE ANTHONY GOLDWIRE FILE	
PERSONAL	
Hometown:	West Palm Beach, Fla.
EDUCATION	
• Houston • Bachelor's degree in sport administration • 2020	
• Suncoast High School (Riviera Beach, Fla.) • 1990	
FAMILY	
Wife: Trenna	
Children: Twin sons, Kaelin and Kourtland;	Daughters, Aliana and Anaya
PROFESSIONAL CAREER	
2021 – Houston	Director for Player Development
2020-21 Louisiana	Director for Student-Athlete Development
2014-16 Erie Bay Hawks	Assistant Coach
2010-13 Milwaukee Bucks	Assistant Coach
PROFESSIONAL PLAYING EXPERIENCE	
2007–2008	Aigaleo
2007	Lokomotiv-Kuban
2006–2007	Panellinos
2006	Pamesa Valencia
2005–2006	Yakima Sun Kings
2005	Los Angeles Clippers
2005	Milwaukee Bucks
2005	Detroit Pistons
2004	Milwaukee Bucks
2004	Criollos de Caguas
2004	New Jersey Nets
2004	Aris
2004	Minnesota Timberwolves
2003–2004	Yakima Sun Kings
2003	Gigantes de Carolina
2003	Washington Wizards
2002–2003	Yakima Sun Kings
2002	San Antonio Spurs
2001–2002	Skipper Bologna
2001	Denver Nuggets
2000–2001	Kansas City Knights
1999–2000	FC Barcelona
1998–1999	Olympiacos
1997–1998	Denver Nuggets
1996–1997	Charlotte Hornets
1994–1996	Yakima Sun Kings
COLLEGIATE PLAYING EXPERIENCE	
1992-94	Houston
• Two-year letterman	
• 1994 USBWA All-District Team	
• 1994 NABC All-District Team	
• 1994 All-Southwest Conference Second Team	
• 1993 Southwest Conference Newcomer of the Year	
• 1993 All-Southwest Conference Second Team	
• 1993 Southwest Conference Second Team	
• 1993 Southwest Conference All-Newcomer Team	



BILAL BATLEY

Director of Program Strategy & Player Relations
Seventh Season at Houston
Oklahoma '07; Memphis '14

Bilal Batley joined the University of Houston Men's Basketball program in June 2017 as director of on-campus relations.

He assumed his duties as director of program strategy and player relations in June 2021.

During his time at Houston, Batley has been a key part of teams which have won 176 games, captured six American Athletic Conference championships and appeared in five straight NCAA Tournaments, including the Elite in 2022, the Final Four in 2021 and the Sweet 16 in 2019 and 2023.

Batley -- whose name is pronounced Buh-Lahl (rhymes with doll) Bat-Lee -- is long familiar with Head Coach Kelvin Sampson. He was a student manager at the University of Oklahoma from 2004 to 2006, earning his bachelor's degree in sociology from OU in 2007.

From there, he continued his relationship with Sampson as a graduate assistant at Indiana during the 2007-08 season.

Before joining the Cougars, Batley worked with Dynasty Sports during the 2016-17 season.

Prior to that, he worked as the head coach at Paris Junior College during the 2015-16 season and was an assistant coach at UIW in 2013-14.

As an assistant coach at Paris Junior College in 2013-14, he helped the team to a 26-8 overall record, the regular-season and conference tournament championships and a berth in the Sweet 16 in the National Tournament.

During his tenure as assistant coach at Navarro Junior College, the 2011-12 team won the Region XIV Tournament championship and advanced to the National Tournament, while the 2010-11 team enjoyed a 20-win season and received the All-Academic Team Award with a cumulative grade-point average of 3.0 or higher.

In addition to his coaching stints, Batley has served as assistant director of operations at Memphis (2008-09) and at Kentucky (2009).

In 2009, Batley served as head of player development for John Lucas Resources, where he specialized in skill development, working with young players to prepare them for the NBA Draft with veteran NBA players looking to improve their skill sets.

He and his wife, Marlania, were married in the summer of 2018.

THE BILAL BATLEY FILE	
PERSONAL	
Hometown:	Houston, Texas
EDUCATION	
• Memphis • Master's degree in sports & leisure commerce • 2014	
• Oklahoma • Bachelor's degree in sociology • 2007	
FAMILY	
Wife: Marlania	
PROFESSIONAL CAREER	
2021 – Houston	Director of Program Strategy & Player Relations
2017-21 Houston	Director of On-Campus Relations
2016-17 Dynasty Sports	Director
2015-16 Paris JC	Head Coach
2014-15 UIW	Assistant Coach
2013-14 Paris JC	Assistant Coach
2010-12 Navarro JC	Assistant Coach
2009-10 Kentucky	Assistant Director of Operations
2009 John Lucas Resources	Head of Player Development
2008-09 Memphis	Assistant Director of Operations
2007-08 Indiana	Graduate Assistant
2004-06 Oklahoma	Student Manager
2001-04 Navarro JC	Student Assistant

COACHES & STAFF

SUPPORT STAFF



JOHN HOUSTON
Associate AD for Sports Medicine
27th Season at Houston
Texas Tech '91; Kentucky '94

John Houston joined the University of Houston Athletics Department in 1997 as an athletics trainer at the University of Houston, serving as the primary contact trainer for Men's Basketball.

He was elevated to assistant athletics director for sports medicine in August 2019 and became an associate athletics director in June 2021.

Houston handles the Men's Basketball team's day-to-day needs within the sports medicine program, including the evaluation of injuries, oversight of treatment and rehabilitation programs, coordination of physician care and scheduling of preseason physical exams.

During his time with the Cougars, Houston has worked for six of the nine head coaches in program history and been a part of 489 victories, seven conference championships and 14 postseason appearances, including six NCAA Tournament appearances.

He returned to the state of Texas after serving three years as the assistant athletics trainer at Marshall. While there, Houston was the primary athletics trainer for the men's basketball team and assisted with other teams.

A native of Fritch, Texas, he graduated from Sandford-Fritch High School in 1986 and earned his undergraduate degree at Texas Tech in 1991. Houston received his master's degree in sports administration in 1994 from the University of Kentucky, where he served as a graduate assistant athletics trainer.

He went to Marshall after serving as the head athletics trainer at Georgetown College.

A certified athletics trainer, Houston is a member of the National Athletics Trainer Association, the Southwest Athletics Trainer Association and the College Athletics Trainers Association. He also is a licensed trainer in the state of Texas and a Certified Exercise Specialist with the National Academy of Sports Medicine.

He is married to the former Amie Winn, a four-year letterwinner in gymnastics at Kentucky and the 1990 Southeast Regional All-Around Individual champion. They have a son, Trey, who is a U.S. Naval Academy graduate.

THE JOHN HOUSTON FILE	
PERSONAL	
Hometown:	Fritch, Texas
EDUCATION	
• Kentucky • Master's degree in sports administration • 1994	
• Texas Tech • Bachelor's degree in exercise sport science • 1991	
• Sandford-Fritch High School • 1986	
FAMILY	
Wife: Amie	
Children: Son, Trey	
PROFESSIONAL CAREER	
2021 – Houston	Associate AD for Sports Medicine
2019-21 Houston	Assistant AD for Sports Medicine
1997-19 Houston	Associate Athletics Trainer
1994-97 Marshall	Assistant Athletics Trainer
1994 Georgetown College	Head Athletics Trainer
1992-94 Kentucky	Graduate Assistant Athletics Trainer



ALAN BISHOP
Director of Men's Basketball
Sports Performance
Seventh Season at Houston
Utah State '09; Southern Utah '13

Alan Bishop joined the University of Houston Men's Basketball program as its director of sports performance in May 2017.

In that role, Bishop plans and coordinates strength and conditioning programs for the team and for individual student-athletes to perform at their highest levels, both physically and mentally.

During his time at Houston, Bishop has been a key part of teams which have won 176 games, captured six American Athletic Conference championships and appeared in five straight NCAA Tournaments, including the Elite in 2022, the Final Four in 2021 and the Sweet 16 in 2019 and 2023.

Bishop came to Houston after spending the previous four seasons at Utah State. He spent his first three seasons with the Aggies as an assistant coach on the Sports Performance staff before being elevated to director of Olympic sport strength and conditioning coach in 2016.

During the 2012-13 season, Bishop worked as the basketball head strength and conditioning coach at UT Arlington. That season, he helped lead the Mavericks to a 19-14 overall record and a berth in the *CollegelInsider.com* Tournament after the team competed in the WAC Tournament championship game.

He also served as an assistant strength and conditioning coach at Southern Utah from 2010 to 2012.

Bishop graduated from Utah State in 2009 with a bachelor's degree in exercise science and earned his master's degree in sports conditioning and performance from Southern Utah in 2013.

As an undergraduate, Bishop was a four-year letterman on the defensive line for Utah State from 2005 to 2009. He was a four-time Academic All-Conference honoree and was a five-time Whiteside Scholar for finishing with a cumulative grade-point average of 3.20 or higher each year.

He holds certification through the NSCA, USAW and also is a certified BioPrint practitioner and a certified Kinetic Chain Enhancement Specialist.

Bishop and his wife, Jessica, have a daughter, Jayda, and a son, A.J.

THE ALAN BISHOP FILE	
PERSONAL	
Hometown:	Daleville, Ala.
EDUCATION	
• Southern Utah • Master's degree in sports conditioning and performance • 2013	
• Utah State • Bachelor's degree in exercise science • 2009	
• Daleville High School • 2004	
FAMILY	
Wife: Jessica	
Children: Daughter, Jayda; Son, A.J.	
PROFESSIONAL CAREER	
2017 – Houston	Director of Sports Performance
2016-17 Utah State	Director of Olympic Strength & Conditioning Coach
2013-16 Utah State	Assistant Strength & Conditioning Coach
2012-13 UT Arlington	Men's Basketball Head Strength & Conditioning Coach
2010-12 Southern Utah	Assistant Strength & Conditioning Coach
PLAYING EXPERIENCE	
2005-09 Utah State	Football
• Four-year letterman on defensive line	
• Four-time Academic All-Conference honoree	
• Five-time Whiteside Scholar	

SUPPORT STAFF



MATTHEW McDONALD

Video Coordinator

Second Season at Houston

Houston '19

Matthew McDonald returned to the University of Houston Men's Basketball program as the team's video coordinator in June 2022.

In his role, McDonald works closely with Head Coach Kelvin Sampson and the coaching staff on opponents' scouting reports and game preparations and assists in other areas of the program.

McDonald is no stranger to Sampson and the Houston Men's Basketball program. He first joined the team as a student manager from 2017 to 2019 before serving as the Cougars' assistant video coordinator from 2019 to 2021.

McDonald served as the video coordinator at Lamar during the 2021-22 season when he worked for former Houston Head Coach and Assistant Coach Alvin Brooks and Houston letterman and Lamar Assistant Coach Mikhail McLean.

In addition to his professional experience at the collegiate level, McDonald also has assisted Team USA Basketball and worked with Aaron Miller Elite Bball Training.

McDonald received his bachelor's degree in industrial engineering from the University of Houston in 2019.

THE MATTHEW McDONALD FILE

PERSONAL

Hometown: Houston, Texas

EDUCATION

- Houston • Bachelor's degree in industrial engineering • 2019
- Friendswood High School • 2014

PROFESSIONAL CAREER

2022 –	Houston	Video Coordinator
2021-22	Lamar	Video Coordinator
2019-21	Houston	Assistant Video Coordinator
2017-19	Houston	Student Manager

member.

In 2008, the righthander led the Cougars to 54 wins, the Conference USA regular-season and tournament championships, the NCAA Houston Regional title and a berth in the NCAA Houston Super Regional championship game.

The Davie, Fla., native continues to hold the school's single-season and career records in ERA, wins, innings pitched, strikeouts, shutouts and complete games.

Following her collegiate playing days, she competed professionally in the National Pro Fastpitch League and overseas.

Shamblin received her bachelor's degree in health promotions from Houston in 2008 and is earned her master's degree in management leadership from Western Governors in 2020.

In September 2021, she received the Athletics Department's highest honor when she was inducted into the University's Athletics Hall of Honor. She became the first Softball student-athlete in program history to receive that accolade.

She is engaged to be married to Stephen Price.



DANIEL HIXON

Associate Director for Operations

Third Season at Houston

Houston '19

Daniel Hixon joined the University of Houston Men's Basketball program as associate director of operations in August 2021.

In that role, he assists Director of Operations & Basketball Strategy Bobby Champagne in team travel, facilitates various events for student-athlete recruits and their families and helps the coaching staff with day-to-day administrative duties.

Hixon has previous experience with the Cougars during his professional career. He served as an analytics consultant from 2018 to 2021, formulating reports and evaluating team performance through statistical data and analytics.

From 2016 to 2018, he worked as a student manager with the Cougars, working with coaches and student-athletes in a multitude of responsibilities.

After graduating from UH, Hixon served as a remote video consultant with the NBA's Phoenix Suns for the 2019 NBA Draft. He also worked as a rotational analyst with Cheniere Energy, Inc., from 2019 to 2021.

Hixon earned his bachelor's degree in business administration with a minor in management information systems from the University of Houston in 2019. A member of the Bauer Business Honors Program and The Honors College, he finished his collegiate career with a 3.92 cumulative grade-point average.

THE DANIEL HIXON FILE

PERSONAL

Hometown: Spring, Texas

EDUCATION

- Houston • Bachelor's degree in business administration with minor in management information systems • 2019
- Klein Collins High School • 2015

PROFESSIONAL CAREER

2021 –	Houston	Associate Director of Operations
2019	Phoenix Suns	Remote Video Consultant
2018-21	Houston	Analytics Consultant
2016-18	Houston	Student Manager



ANGEL SHAMBLIN

Assistant AD for Academic Services

13th Season at Houston

Houston '08; Western Governors '20

Angel Shamblin first joined the Department in 2009 as a teaching assistant and was elevated to her current position as assistant athletics director for academic services in November 2021.

In her current role, she works primarily with the Houston Men's Basketball, Men's Track and Field and Volleyball programs.

She coordinates academic counseling and works with the student-athletes and staffs on daily academic concerns, such as tutoring, mentoring and monitoring academic progress.

In addition to her Athletics duties, Shamblin serves as an adjunct profession in health for the College of Education at the University.

As a four-year letterwinner with Houston Softball, she was a three-time Conference USA Pitcher of the Year honoree and finished her senior season in 2008 as an NFCA All-America Second-Team

THE ANGEL SHAMBLIN FILE

PERSONAL

Hometown: Davie, Fla.

EDUCATION

- Western Governors • Master's degree in management leadership • 2020
- Houston • Bachelor's degree in health promotions • 2008
- Hollywood Christian School • 2004

PROFESSIONAL CAREER

2021 –	Houston	Assistant AD for Academic Services
2011-22	Houston	Academic Advisor

COLLEGIATE PLAYING EXPERIENCE

2004-08	Houston
	• 2008 NFCA All-America Second Team
	• Three-time NFCA All-Region Team (2006-08)
	• Three-time C-USA Pitcher of the Year (2006-08)
	• 2007 C-USA All-Tournament Team
	• 2005 C-USA All-Freshman Team
	• Four-year letterwinner

SUPPORT STAFF



KELLEN HUTCHINSON
Internal Operations
Senior
Liberal Studies
Houston, Texas



MILES LESTER
Internal Operations
Wake Forest '22
Wichita, Kan.



CYDNEE HILL
Graduate Assistant
Athletics Trainer
Houston '20
Humble, Texas



BRYAN CLARKE
Sports Performance Assistant
Texas Southern '19
Nassau, Bahamas



JONATHAN LOREDO
Student Manager
Senior
Sports Administration
Porter, Texas




MATTHEW CRISWELL
Student Manager
Junior
Exercise Science
Pearland, Texas



CARSON CALHOUN
Student Manager
Junior
Media Production
Houston, Texas



BLAISE DUPRE
Student Manager
Junior
Sports Administration
Boerne, Texas



BEN STILL
Student Manager
Sophomore
Sports Administration
Pasadena, Texas



CIARRA MERCHANT
Student Manager
Sophomore
Sports Administration
Madisonville, Texas



CAMERON SIMMONS
Student Manager
Sophomore
Sports Administration
Memphis, Tenn.



DANIELA PERDOMO
Student Manager
Senior
Exercise Science
Manvel, Texas




TREY HILL
Student Manager
Freshman
Pre-Business
Coppell, Texas



JESIAH JAMES
Student Manager
Sophomore
Sports Administration
St. Louis, Mo.




EDWARD JOHNSON
Student Manager
Junior
Communications
Austin, Texas



HENRY KOLASSA
Student Manager
Freshman
Undeclared Major
Houston, Texas



TRACEY MATINDU
Student Manager
Freshman
Psychology
Houston, Texas



KENDAL WHITE
Student Manager

COACHES & STAFF



2023-24 HOUSTON MEN'S BASKETBALL

2022-23 IN REVIEW

2022-23 Season Notebook	68-71
Overall / American Statistics	72
Game Results	73
Miscellaneous Statistics	74
Points-Rebounds-Assists	75
Team Game-by-Game Statistics.....	76
Highs & Lows.....	77
The American Standings & Honors....	78
Starting Lineups Specialty Statistics	79
Darius Bowser	80-83
Reggie Chaney	84-87
Marcus Sasser	88-91
Jarace Walker.....	92-94

2022-23 SEASON NOTEBOOK

HOUSTON'S 2022-23 RECORD ...

Category	Record	Pct.
All Games	33-4	.892
American Games	17-1	.944
Non-Conference Games	16-3	.842
Postseason Games	4-2	.667
Home Games	16-2	.889
Away Games	11-0	1.000
Neutral Site Games	6-2	.750
vs. Ranked Opponents	1-2	.333
vs. Unranked Opponents	32-2	.941
Winning Opening Tip	23-3	.885
Opp. Wins Opening Tip	10-1	.909
Scoring First	20-1	.952
Opp. Scores First	13-3	.813
Leading at Halftime	30-1	.968
Trailing at Halftime	3-2	.600
Tied at Halftime	0-1	.000
Leading With 5:00 Remaining	30-1	.909
Trailing With 5:00 Remaining	0-3	.000
Tied With 5:00 Remaining	3-0	1.000
in Overtime	0-0	.000
Shooting 40+ Percent	29-0	1.000
Shooting 35-39.99 Percent	2-2	.500
Shooting <35 Percent	2-2	.600
Opp. Shoots 40+ Percent	8-3	.727
Opp. Shoots 35-39.99 Percent	12-0	1.000
Opp. Shoots <35 Percent	13-1	.929
More 3-Pointers than Opp.	18-0	1.000
Fewer 3-Pointers than Opp.	13-3	.813
Equal 3-Pointers as Opp.	2-1	.667
More Free Throws than Opp.	15-2	.882
Fewer Free Throws than Opp.	16-2	.889
Equal Free Throws as Opp.	2-0	1.000
More Rebounds than Opp.	25-2	.926
Fewer Rebounds than Opp.	8-1	.889
Equal Rebounds as Opp.	0-1	.000
More Assists than Opp.	27-0	1.000
Fewer Assists than Opp.	4-2	.667
Equal Assists than Opp.	2-2	.500
More Turnovers than Opp.	8-0	1.000
Fewer Turnovers than Opp.	23-4	.622
Equal Turnovers than Opp.	2-0	1.000
Scoring 100+ Pts.	1-0	.000
Scoring 90-99 Pts.	0-0	.000
Scoring 80-89 Pts.	16-0	1.000
Scoring 70-79 Pts.	8-1	.889
Scoring 60-69 Pts.	6-2	.750
Scoring <60 Pts.	2-1	.667
Allowing 100+ Pts.	0-0	.000
Allowing 90-99 Pts.	0-0	.000
Allowing 80-89 Pts.	0-1	.000
Allowing 70-79 Pts.	2-2	.500
Allowing 60-69 Pts.	11-0	1.000
Allowing <60 Pts.	20-1	.952
Games Decided By 1-3 Pts.	1-1	.500
Games Decided By 4-6 Pts.	5-1	.833
Games Decided By 7-10 Pts.	4-1	.800
Games Decided By 11+ Pts.	23-1	.958
November	7-0	1.000
December	7-1	.875
January	6-1	.857
February	7-0	1.000
March	6-2	.750
April	0-0	.000
in White Houston Uniforms	14-2	.875
in White Cougars Uniforms	4-1	.800
in White Throwback Uniforms	2-1	.667
in Red Houston Uniforms	4-0	1.000
in Black Houston Uniforms	3-0	.000
in Black Cougars Uniforms	6-0	1.000



2022-23 American Athletic Conference Champions • 17-1

AMONG the BEST

• The Cougars finished among the nation's Top 25 in both national polls for the fourth consecutive season and never moved below the Top Six for the entire year.

• The Cougars earned 1,404 points to finish at #2 in the final Associated Press poll and collected 614 points to stand at No. 6 in the final Ferris Mowers Coaches' poll.

• Marked the first time in school history that Houston ranked in the final AP Top 25 in six straight seasons.

RECORD-SETTING WINS

• With a 17-1 mark in American Athletic Conference play, the 2022-23 Cougars set multiple records.

• The 2022-23 Cougars set a Houston single-season record for conference wins, topping the 16-2 mark in the American Athletic Conference in 2018-19 and the 16-0 record in the South-west Conference in 1982-83.

• The Cougars' win also tied The American's single-season mark, set by the 2016-17 SMU squad.

AWARDS SWEEP

• Houston closed out its final season in the American Athletic Conference in impressive fashion in 2022-23.

• The Cougars won the regular-season championship with a 17-1 mark and swept every individual post-season award.

• **Head Coach Kelvin Sampson** was named the league's Coach of the Year while guard **Marcus Sasser** was tabbed the Player of the Year.

• Point guard **Ja-**

mal Shead was honored as the Defensive Player of the Year with forward **Jarace Walker** earning Freshman of the Year recognition.

• Forward **J'Wan Roberts** was tabbed as the Most Improved Player of the Year, and forward **Reggie Chaney** was named the Sixth Man of the Year.

• In addition to those awards, Sasser earned a place on the All-Conference Team while Shead, Roberts and Walker were named to the Second Team. Walker and guards **Terrance Arceneaux** and **Emanuel Sharp** were named to the league's All-Freshman Team.

NBA CALLING

• Following the 2022-23 season, guard **Marcus Sasser** and forward **Jarace Walker** had NBA dreams fulfilled when they were selected in the NBA Draft First Round.

• Walker was taken at No. 8 by the Indiana Pacers while Sasser was selected by the Detroit Pistons with the No. 25

• They became the 47th and 48th Cougars to be taken in the NBA Draft and the first First-Round selections since **Quentin Grimes** was tabbed by the New York Knicks with the No. 25 pick in the 2021 Draft.

• Walker and Sasser also became the 13th and 14th NBA Draft First-Round picks in school history.

• Walker was the highest Cougar selected in the NBA Draft since legendary Houston center **Hakeem Olajuwon** was taken with the No. 1 overall pick by the Houston Rockets in 1984.

2022-23 AWARD WINNERS

KELVIN SAMPSON

- American Athletic Conference Coach of the Year
- NABC District 24 Coach of the Year
- USBWA District VII Coach of the Year
- Werner Ladder Naismith Coach of the Year Finalist
- Jim Phelan National Coach of the Year Award Finalist
- Ben Jobe Award Finalist

TERRANCE ARCENEUX

- American Athletic Conference All-Freshman Team

REGGIE CHANEY

- American Athletic Conference Sixth Man of the Year

JA'VIER FRANCIS

- The American Honor Roll (Dec. 26, 2022)

TRAMON MARK

- Cougar Classic All-Tournament Team
- The American Honor Roll (Jan. 2, 2023)

J'WAN ROBERTS

- American Athletic Conference Most Improved Player of the Year
- All-American Athletic Conference Second Team
- The American Honor Roll (Feb. 27, 2023)
- The American Honor Roll (Feb. 20, 2023)
- The American Honor Roll (Dec. 5, 2022)
- The American Honor Roll (Nov. 28, 2022)
- The American Honor Roll (Nov. 14, 2022)

MARCUS SASSER

- Jerry West Shooting Guard of the Year
- All-America First Team (AP)
- All-America First Team (USWBA)
- All-America First Team (NABC)
- Wooden Award All-American Team
- All-America Second Team (*Field of 68*)
- All-America Second Team (*Sporting News*)
- All-America Second Team (*Stadium*)
- Wooden Award Finalist
- American Athletic Conference Player of the Year
- USBWA District VII Player of the Year
- NABC All-District First Team
- USBWA All-District VII Team
- Lute Olson Award Finalist
- Lefty Driesell Award Finalist
- The American Player of the Week (Nov. 21, 2022)
- The American Honor Roll (Feb. 13, 2023)
- The American Honor Roll (Jan. 16, 2023)
- The American Honor Roll (Jan. 9, 2023)
- The American Honor Roll (Dec. 19, 2022)

EMANUEL SHARP

- American Athletic Conference All-Freshman Team
- The American Freshman of the Week (Dec. 26, 2022)

JAMAL SHEAD

- American Athletic Conference Defensive Player of the Year
- All-American Athletic Conference Second Team
- NABC All-District Second Team
- USBWA All-District Team
- The American Player of the Week (March 6, 2023)
- The American Honor Roll (Jan. 30, 2023)

JARACE WALKER

- American Athletic Conference Freshman of the Year
- NABC All-District First Team
- All-American Athletic Conference Second Team
- American Athletic Conference All-Freshman Team
- Kyle Macy Award Finalist
- Cougar Classic All-Tournament Team
- CBS Sports/USBWA National Freshman of the Week (Jan. 31, 2023)
- CBS Sports/USBWA National Freshman of the Week (Jan. 10, 2023)
- The American Freshman of the Week (Feb. 6, 2023)
- The American Freshman of the Week (Jan. 30, 2023)
- The American Freshman of the Week (Jan. 23, 2023)
- The American Freshman of the Week (Jan. 9, 2023)
- The American Freshman of the Week (Dec. 19, 2022)
- The American Freshman of the Week (Nov. 14, 2022)



2022-23 REVIEW

2022-23 SEASON NOTEBOOK



2022-23 American Athletic Conference Champions NCAA Tournament Sweet 16

LEADING the WAY

- Houston led the nation in a pair of categories in the final NCAA statistical rankings in 2022-23.
- The Cougars led the country with a 36.6 field-goal percentage defense and a +17.4 scoring margin.
- This marked the third straight season and the fourth time in the last five seasons in which Houston led the country in field goal percentage defense. It also was the sixth straight season in which the Cougars finished among the Top 10 in this category.
- This was the third straight season in which Houston finished among the Top Two in scoring margin.
- In addition to those rankings, Houston finished second nationally in scoring defense (57.5 ppg allowed), 3-point percentage defense (27.9) and winning percentage (89.2).
- The Cougars finished among the Top 10 in 3-point field goal percentage defense for the fifth straight season and stood among the nation's Top 10 in winning percentage for the third straight season and fourth time in the last five years.

EFFICIENT at BOTH ENDS

- Houston proved to be one of the nation's most efficient teams on both ends of the floor throughout the 2022-23 season.
- The Cougars ranked 11th nationally with a 118.1 offensive efficiency and stood fifth nationally with a 90.4 defensive efficiency in the final KenPom ratings.
- Houston joined Alabama (20th, off.; 3rd, def.); UConn (3rd, off.; 7th, def.) and Texas (15th off., 13th def.) as the only programs to stand among the nation's Top 20 in both offensive and defensive efficiencies.

It was the third straight season and the fourth time in the last five seasons in which Houston finished among the Top 20 in both categories.

POLL NOTES

- The Cougars were ranked among the Top 10 in both national polls for every week throughout the 2022-23 season.
- Houston was ranked at #1 in at least one national poll for eight weeks. It was the first time the program accomplished that feat since the final Associated Press poll on March 14, 1983.
- It extended Houston's school-record streak to 64 straight weeks in the national polls.
- The Jan. 13, 2020, polls were

the last polls in which Houston was not ranked by the Associated Press or the Coaches.

700 (and counting)

- With the Cougars' 83-36 win over Northern Colorado inside Fertitta Center in the season opener on Nov. 7, 2022, **Head Coach Kelvin Sampson** recorded the 700th victory of his award-winning career.
- The victory also was the 200th of his Houston career.
- Sampson became the 33rd coach in NCAA history (among coaches with 10+ years in NCAA Division I) to reach the 700-win milestone.
- He finished the season with 732 wins to stand 26th in NCAA career history.
- With his Cougars winning the 2022-23 American Athletic Conference regular-season title, Sampson also recorded the sixth championship (regular season and tournament) of his Houston career. He tied Hall of Fame Coach **Guy V. Lewis** for top honors in that category

MIGHTY MARCUS

- Averaging a team-best 16.8 points per game and draining nearly 100 3-pointers, guard **Marcus Sasser** was an easy pick as a Consensus First-Team All-American in 2022-23.
- He became Houston's first First-Team All-American since Hall of Fame center **Hakeem Olajuwon** in 1984.
- In 2022-23, Sasser set school records with 276 3-pointers and 748 3-point attempts. The Dallas native finished his career ranked No. 15 in Houston history with 1,458 points.

BIG NUMBERS for JAMAL

- Point guard **Jamal Shead** led the Cougars and ranked second in the American Athletic Conference with 5.4 assists per game.
- The Manor (pronounced May-Nor), Texas, native dished out a team-high 200 assists. It was only the fifth time in school history that a Cougar point guard reached 200+ assists in a single season
- Shead joined Houston greats **Reid Gettys** as the only Cougars to enjoy multiple 200+ assist-seasons during their careers.

30-WIN TEAMS						
Rk.	No.	Record	Year	Head Coach	Postseason	
t1.	33	33-4	2022-23	Kelvin Sampson	NCAA Sweet 16	
		33-4	2018-19	Kelvin Sampson	NCAA Sweet 16	
t3.	32	32-6	2021-22	Kelvin Sampson	NCAA Elite Eight	
		32-5	1983-84	Guy V. Lewis	NCAA National Runner-Up	
t5.	31	31-3	1982-83	Guy V. Lewis	NCAA National Runner-Up	
		31-2	1967-68	Guy V. Lewis	NCAA Final Four	
20-WIN TEAMS						
t7.	29	29-8	1976-77	Guy V. Lewis	NIT Runner-Up	
8.	28	28-4	2020-21	Kelvin Sampson	NCAA Final Four	
t9.	27	27-8	2017-18	Kelvin Sampson	NCAA Second Round	
		27-4	1966-67	Guy V. Lewis	NCAA Final Four	
t11.	25	25-6	1991-92	Pat Foster	NCAA First Round	
		25-8	1989-90	Pat Foster	NCAA First Round	
		25-8	1981-82	Guy V. Lewis	NCAA Final Four	
		25-8	1977-78	Guy V. Lewis	NCAA First Round	
		25-5	1969-70	Guy V. Lewis	NCAA Second Round	
16.	24	24-10	2007-08	Tom Penders	CBI Semifinals	
t17.	23	23-8	2019-20	Kelvin Sampson	None - COVID-19	
		23-4	1972-73	Guy V. Lewis	NCAA First Round	
		23-6	1965-66	Guy V. Lewis	NCAA Second Round	
t20.	22	22-10	2015-16	Kelvin Sampson	NIT First Round	
		22-7	1970-71	Guy V. Lewis	NCAA Second Round	
t22.	21	21-11	2016-17	Kelvin Sampson	NIT First Round	
		21-12	2008-09	Tom Penders	CBI First Round	
		21-10	2005-06	Tom Penders	NIT Second Round	
		21-9	1992-93	Pat Foster	NIT First Round	
		21-9	1980-81	Guy V. Lewis	NCAA First Round	
		21-6	1961-62	Guy V. Lewis	NIT Quarterfinals	
t28.	20	20-13	2012-13	James Dickey	CBI Quarterfinals	
		20-7	1971-72	Guy V. Lewis	NCAA First Round	

NATIONAL POLLS Final (as of April 4, 2023) 2022-23 opponents in bold

Associated Press

Rk.	Team	Record	Pts.
1.	Alabama (48)	29-2	1,522
2.	Houston (9)	31-3	1,404
3.	Purdue (3)	29-5	1,367
4.	Kansas	27-7	2,303
5.	Texas	26-8	1,276
6.	Marquette	28-6	1,244
7.	UCLA	29-5	1,209
8.	Arizona	28-6	1,155
9.	Gonzaga	28-5	1,046
10.	UConn	25-8	854
11.	Baylor	22-10	779
12.	Duke	26-8	763
13.	Xavier	25-9	738
14.	Virginia	25-7	711
15.	Kansas State	23-9	709
16.	Miami (Fla.)	25-7	581
17.	Texas A&M	25-9	562
18.	San Diego State	27-6	550
19.	Saint Mary's (Calif.)	26-7	426
20.	Tennessee	23-10	381
21.	Indiana	22-11	332
22.	TCU	21-12	254
23.	Missouri	24-9	171
24.	Memphis	26-8	110
25.	Florida Atlantic	31-3	99

Others receiving votes: Creighton 94, Oral Roberts 58, Kentucky 39, Iowa State 32, VCU 26, Utah State 15, Penn State 11, Charleston 10, West Virginia 2, Drake 2, Kent State 2, Northwestern 2.

USA TODAY Sports Coaches'

Rk.	Team	Record	Pts.
1.	UConn (32)	31-8	800
2.	San Diego State	32-7	688
3.	Miami (Fla.)	29-8	665
4.	Alabama	31-6	629
5.	Florida Atlantic	35-4	615
6.	Houston	33-4	614
7.	Texas	29-9	587
8.	UCLA	31-6	532
9.	Kansas State	26-10	516
10.	Gonzaga	31-6	514
11.	Kansas	28-8	434
12.	Creighton	24-13	426
13.	Purdue	29-6	424
14.	Marquette	29-7	422
15.	Xavier	27-10	332
16.	Tennessee	25-11	284
17.	Arizona	27-9	282
18.	Duke	28-7	232
19.	Baylor	23-11	216
20.	Michigan State	21-13	203
21.	Arkansas	22-14	174
22.	Saint Mary's (Calif.)	27-8	149
23.	Virginia	25-8	112
24.	Indiana	23-12	97
25.	Texas A&M	25-10	88

Others receiving votes: TCU 82; Princeton 54; Kentucky 46; Missouri 42; Penn State 31; North Texas 26; Maryland 25; Northwestern 13; Auburn 10; USC 9; West Virginia 8; Memphis 8; Iowa State 5; Pittsburgh 2; UAB 1; Providence 1; Oral Roberts 1; Fairleigh Dickinson 1.

WEEK-by-WEEK

Date	AP	Coaches
Preseason	#3 - 1,404 (1)	#3 - 713 (1)
Week 1 (Nov. 14)	#3 - 1,439 (2)	#3 - 723 (2)
Week 2 (Nov. 21)	#2 - 1,499 (9)	#2 - 729 (7)
Week 3 (Nov. 28)	#1 - 1,534 (45)	#1 - 782 (23)
Week 4 (Dec. 5)	#1 - 1,502 (37)	#1 - 757 (21)
Week 5 (Dec. 12)	#5 - 1,326	#4 - 588
Week 6 (Dec. 19)	#3 - 1,374	#3 - 726
Week 7 (Dec. 26)	#3 - 1,351	#3 - 718
Week 8 (Jan. 2)	#2 - 1,417	#2 - 740 (2)
Week 9 (Jan. 9)	#1 - 1,457 (34)	#1 - 774 (14)
Week 10 (Jan. 16)	#1 - 1,460 (34)	#1 - 777 (17)
Week 11 (Jan. 23)	#3 - 1,333	#3 - 684
Week 12 (Jan. 30)	#3 - 1,415	#3 - 708
Week 13 (Feb. 6)	#2 - 1,483 (22)	#2 - 765 (13)
Week 14 (Feb. 13)	#2 - 1,504 (22)	#2 - 775 (15)
Week 15 (Feb. 20)	#1 - 1,534 (48)	#1 - 791 (24)
Week 16 (Feb. 27)	#1 - 1,531 (49)	#1 - 794 (27)
Week 17 (March 6)	#1 - 1,522 (50)	#1 - 771 (29)
Week 18 (March 13)	#2 - 1,404 (9)	#1 - 777 (21)
Final (April 4)	---	#6 - 614

2022-23 SEASON NOTEBOOK

COUGARS AMONG STATISTICAL LEADERS

 National rankings (Final 2022-23)
 The American rankings (Final 2022-23)

TEAM

Category	Mark	American Rank	National Rank
AP	2nd	1st	2nd
USA TODAY Sports Coaches	6th	1st	6th
NET	1st	1st	1st
KenPom	+27.72	1st	2nd
Offensive Efficiency	118.1	1st	11th
Defensive Efficiency	90.4	1st	5th
BPI	1st	1st	1st
W-L Percentage	.892	1st	2nd
American W-L Percentage	.944	1st	---
Scoring Offense	74.9	4th	97th
Scoring Defense	57.5	1st	2nd
Scoring Margin	+17.4	1st	1st
FG Pct.	45.8	3rd	91st
Opp. FG Pct.	36.6	1st	1st
3-Pt. Pct.	34.0	4th	181st
3-Pt. FGs per Game	7.7	5th	135th
Opp. 3-Pt. Pct.	27.9	1st	2nd
FT Pct.	73.3	5th	113th
Total Rebounds	39.0	1st	19th
Total Rebounds Allowed	31.7	1st	---
Rebounding Margin	+7.2	1st	8th
Offensive Rebounds	12.8	1st	17th
Offensive Rebound Pct.	37.1	1st	---
Defensive Rebounds	26.1	3rd	72nd
Defensive Rebound Pct.	72.3	2nd	---
Assists	14.7	4th	66th
Steals	7.9	3rd	50th
Blocked Shots	4.9	1st	16th
Turnovers	10.0	1st	14th
Turnover Margin	+3.68	1st	16th
Turnovers Forced	13.7	4th	96th
Assist/Turnover Ratio	1.47	1st	15th

INDIVIDUAL

Category	Mark	American Rank	National Rank
SCORING			
Marcus Sasser	16.8	9th	123rd
REBOUNDS			
J'Wan Roberts	7.7	5th	100th
Jarace Walker	6.8	10th	188th
FIELD-GOAL PERCENTAGE			
J'Wan Roberts	61.3	3rd	---
Marcus Sasser	43.8	---	230th
ASSISTS			
Jamal Shead	5.4	2nd	26th
Marcus Sasser	3.1	14th	328th
FREE THROW PERCENTAGE			
Marcus Sasser	84.8	5th	76th
Tramon Mark	77.6	11th	---
STEALS			
Jamal Shead	1.70	6th	100th
Marcus Sasser	1.61	7th	131st
3-POINT FIELD GOAL PERCENTAGE			
Marcus Sasser	38.4	8th	56th
3-POINT FIELD GOALS MADE			
Marcus Sasser	2.7	4th	60th
BLOCKED SHOTS			
J'Wan Roberts	1.32	5th	88th
Jarace Walker	1.20	7th	104th
Ja'Vier Francis	1.15	8th	157th
ASSIST/TURNOVER RATIO			
Jamal Shead	2.63	3rd	29th
Marcus Sasser	1.95	5th	102nd
OFFENSIVE REBOUNDS			
J'Wan Roberts	3.00	2nd	44th
Jarace Walker	2.28	9th	179th
DEFENSIVE REBOUNDS			
J'Wan Roberts	4.70	10th	214th
Jarace Walker	4.53	t-13th	262nd
MINUTES PLAYED			
Jamal Shead	32:34	9th	308th
DOUBLE-DOUBLES			
J'Wan Roberts	7	t-4th	t-107th
Ja'vier Francis	3	t-13th	t-290th
Jarace Walker	3	t-13th	t-290th
Jamal Shead	2	t-20th	t-422nd

EXCLUSIVE COMPANY

• With his play in 2022-23, point guard **Jamal Shead** four himself in rare company.

• The Manor, Texas, native was one of only 10 players to rank among the nation's Top-30 leaders in both assists per game and assist-turnover ratio.

• Shead averaged 5.4 assists per game to rank 26th nationally. He stood 29th in the country with a 2.63 assist-turnover ratio.

• Saint Louis' Yuri Collins (10.1 apg, 1st; 2.82 ratio, 18th); Marquette's Tyler Kolek (7.5 apg, 3rd; 3.00 ratio, 8th); Penn State's Jalen Pickett (6.6 apg, 5th; 2.89 ratio, 13th); Kansas' Dajuan Harris (6.2 apg, 9th; 3.07 ratio, 7th); Toledo's RayJ Dennis (5.8 apg, 14th; 2.97 ratio, 10th); Colorado State's Isaiah Stevens (6.7 apg, 4th; 3.07 ratio, 6th); Virginia's Kihei Clark (5.4 apg, 22nd; 2.75 ratio, 22nd); Drake's Roman Penn (5.5 apg, 20th; 2.74, 24th) and Cincinnati's David DeJulius (5.3 apg, 28th; 3.15 ratio, 5th) join Shead in the exclusive group.

THAT'S JUST J'WAN

• Forward **J'Wan Roberts** was one of the Cougars' leaders in field goal percentage and rebounding throughout the 2022-23 season.

• The St. Thomas, U.S. Virgin Islands, native led the Cougars and finished third in the American Athletic Conference with a 61.3 field goal percentage.

• He connected on at least 50.0 percent from the field in all but eight games and drained 9-of-10 shots to set a Fertitta Center-record in the Cougars' home win over Tulane on Feb. 22 to clinch a share of The American regular-season title.

• Roberts grabbed a career-high 20 rebounds, with 10 offensive boards, in The American Championship Title Game against Memphis.

• He became the first Cougar to snare that many rebounds in a game since forward **TaShawn Thomas** accomplished that feat in a home win over Florida A&M inside Hofheinz Pavilion on Nov. 9, 2012.

SHARP SHOOTER

• Guard **Emanuel Sharp** put his name among the Cougars' best after draining six 3-pointers in a win over McNeese inside Fertitta Center on Dec. 21, 2022.

• With his total, Sharp became only the fourth freshman in school history to sink 6+ 3-pointers in a single game.

• Sharp joined **Marcus Sasser** (vs. Houston Christian, Nov. 26, 2019) and **Damon Jones** (at Arizona, Dec. 3, 1994) in a tie for second with six treys.

• He trailed only **Lamar Roberson's** seven 3-pointers against Florida Tech on Nov. 22, 2005).

GIVE IT TO JARACE!

• With his sixth American Athletic Conference Freshman of the Week honor on Feb. 6, forward **Jarace Walker** set a Houston single-season record.

• According to the best Houston records, the New Freedom, Pa., native earned the most weekly conference awards in a season in school history.

• His total passed guard **Aubrey Coleman's** five Conference USA Rookie of the Week awards during the 2008-09 season and Coleman's five C-USA Player of the Week honors during the 2009-10 campaign.

• In addition to his American Athletic Conference accolades in 2022-23, Walker is a two-time recipient of the National Freshman of the Week award from CBS Sports and the United States Basketball Writers Association (Jan. 31 and Jan. 10).

WELCOME to HOUSTON, JACE ABARCA and TEAM IMPACT

• On Oct. 4, the Cougars added their final member of the 2022-23 team with the signing of 10-year-old **Jace Abarca** in a special

WINNINGEST 4-YEAR CLASSES

Rk.	Wins	Years	Seniors in Final Season
1.	117	18-19 (33-4), 19-20 (23-8), 20-21 (28-4), 21-22 (33-6)	Fabian White Jr. , Josh Carlton, Kyler Edwards, Taze Moore
2.	116	19-20 (23-8), 20-21 (28-4), 21-22 (32-6), 22-23 (33-4)	Darius Bowser, Reggie Chaney, Marcus Sasser ,
3.	111	17-18 (27-8), 18-19 (33-4), 19-20 (23-8), 20-21 (28-4)	Justin Gorham, Brison Gresham, DeJon Jarreau
4.	109	80-81 (21-9), 81-82 (25-8), 82-83 (31-3), 83-84 (32-5)	Derek Giles, Michael Young
t5.	104	16-17 (21-11), 17-18 (27-8), 18-19 (33-4), 19-20 (23-8)	Chris Harris Jr.
	104	81-82 (25-8), 82-83 (31-3), 83-84 (32-5), 84-85 (16-14)	Marvin Alexander, Benny Anders, Braxton Clark, Eric Dickens, Reid Gettys
7.	103	15-16 (22-10), 16-17 (21-11), 17-18 (27-8), 18-19 (33-4)	Breaon Brady, Corey Davis Jr., Landon Goesling, Galen Robinson Jr.
8.	100	64-65 (19-10), 65-66 (23-6), 66-67 (27-4), 67-68 (31-2)	Don Chaney, Elvin Hayes , Vern Lewis
9.	99	66-67 (27-4), 67-68 (31-2), 68-69 (16-10), 69-70 (25-5)	Melvin Bell, Tom Gribben , Ollie Taylor
10.	97	65-66 (23-6), 66-67 (27-4), 67-68 (31-2), 68-69 (16-10)	Billy Bane, Niemer Hamood, Theodis Lee , George Reynolds, Ken Spain

Bold – Played 4+ seasons at Houston

(3+ years for those who played before freshmen eligibility)

ceremony inside the Guy V. Lewis Development Facility.

• Sitting beside his parents, Yaneth and James, and with his two brothers, Jace signed his Cougars Letter of Intent in front of his new teammates, coaches and the University of Houston band and cheer members and media members.

• As part of his signing, Jace served as the Head Ball Kid at all home games inside the Fertitta Center during the 20-22-23 season.

• Jace joined the Cougars as part of a partnership with Team IMPACT. He lives with lupus and kidney disorders. Lupus is an inflammatory disease in which the body's immune systems attacks its own tissues and organs.

• Nine-year-old Nicholas Hickey was Houston Men's Basketball's first Team IMPACT signee in October 2017. He battled epilepsy, apraxia of speech and autism.


JAMAL SHEAD
NCAA South Region/All-Tournament Team



REGGIE CHANEY • MARCUS SASSER • DARIUS BOWSER
with Head Coach Kelvin Sampson
Senior Night • March 3, 2022 • Fertitta Center

TEAM - PEA 3PTM - 3PM
0 0 0 0

STL 0

0 0

THANK YOU, SENIORS!
0 0 0 0
103 104

THANK YOU, SENIORS!

THANK YOU, SENIORS!

THANK YOU, SENIORS!

THANK YOU, SENIORS!

HOUSTON

HOUSTON

HOUSTON

HOUSTON

HOUSTON

HOUSTON

YOU, SENIORS!

YOU, SENIORS!



2022-23 STATISTICS

2022-23 returning student-athletes in red

OVERALL (33-4)

(16-2 home • 11-0 away • 6-2 neutral)

Table with 25 columns: Player, GP-GS, Min, Avg, FG, FGA, Pct, 3FG, FGA, Pct, FT, FTA, Pct, Off, Def, Tot, Avg, PF, DQ, A, TO, Blk, Stl, Pts, Avg. Includes player stats for Jamal Shead, J'Wan Roberts, Emanuel Sharp, Ja'Vier Francis, Terrance Arceneaux, Ramon Walker Jr., Ryan Elvin, and Darius Bowser, plus team and opponents totals.

SCORE BY PERIODS table with columns: 1st, 2nd, OT, Total. Rows for Houston and Opponents.

AMERICAN ATHLETIC CONFERENCE ONLY (17-1)

(8-1 home • 9-0 away)

Table with 25 columns: Player, GP-GS, Min, Avg, FG, FGA, Pct, 3FG, FGA, Pct, FT, FTA, Pct, Off, Def, Tot, Avg, PF, DQ, A, TO, Blk, Stl, Pts, Avg. Includes player stats for J'Wan Roberts, Jamal Shead, Emanuel Sharp, Ja'Vier Francis, Terrance Arceneaux, Ryan Elvin, and Ramon Walker Jr., plus team and opponents totals.

SCORE BY PERIODS table with columns: 1st, 2nd, OT, Total. Rows for Houston and Opponents.

2022-23 REVIEW



2022-23 RESULTS

UH Rk.	Date	Opponent	W/L	Score	Attendance	High Points	High Rebounds	High Assists
#3/3	11/7/22	NORTHERN COLORADO	W	83-36	7,042	(21) Marcus Sasser	(12) Jarace Walker	(9) Jamal Shead
<i>Veterans Classic (Alumni Hall • Annapolis, Md.)</i>								
#3/3	11/11/22	vs. Saint Joseph's	W	81-55	2,889	(23) Jarace Walker	(12) J'Wan Roberts	(8) Jamal Shead
<i>Cougar Classic (Fertitta Center • Houston)</i>								
#3/3	11/14/22	ORAL ROBERTS	W	83-45	7,246	(23) Tramon Mark	(11) Ja'Vier Francis	(3) Jamal Shead
#3/3	11/16/22	TEXAS SOUTHERN	W	83-48	7,322	(20) Marcus Sasser	(6) Francis, Walker	(6) Sasser, Shead
#3/3	11/20/22	at rv/rv Oregon	W	66-56	7,002	(16) Marcus Sasser	(6) Jarace Walker	(4) Jamal Shead
#2/2	11/26/22	KENT STATE	W	49-44	7,378	(19) Marcus Sasser	(14) J'Wan Roberts	(3) Tramon Mark
#1/1	11/29/22	NORFOLK STATE	W	100-52	7,308	(25) Marcus Sasser	(8) Francis, Walker	(11) Jamal Shead
<i>The Battleground 2K22 (Dickies Arena • Fort Worth, Texas)</i>								
#1/1	12/3/22	vs. -/rv Saint Mary's (Calif.)	W	53-48	2,812	(15) J'Wan Roberts	(8) J'Wan Roberts	(4) Marcus Sasser
#1/1	12/6/22	NORTH FLORIDA	W	76-42	7,283	(14) Ja'Vier Francis	(10) Jarace Walker	(10) Jamal Shead
#1/1	12/10/22	#8/10 ALABAMA	L	65-71	7,718	(19) Jamal Shead	(9) J'Wan Roberts	(3) Jamal Shead
#5/4	12/13/22	NORTH CAROLINA A&T	W	74-46	7,268	(17) Sasser, Francis	(15) Ja'Vier Francis	(4) Jamal Shead
#5/4	12/17/22	at #2/2 Virginia	W	69-61	14,629	(17) Jarace Walker	(7) Jarace Walker	(4) Shead, Walker
#3/3	12/21/22	McNEESE	W	83-44	7,418	(23) Ja'Vier Francis	(13) Ja'Vier Francis	(9) Jamal Shead
#3/3	12/28/22	* at Tulsa	W	89-50	4,807	(15) J'Wan Roberts	(9) J'Wan Roberts	(5) Marcus Sasser
#3/3	12/31/22	* UCF	W	71-65	7,457	(19) Tramon Mark	(7) Ja'Vier Francis	(4) Jamal Shead
#2/2	1/5/23	* SMU	W	87-53	7,478	(23) Jarace Walker	(10) Sharp, Walker	(7) Marcus Sasser
#2/2	1/8/23	* at Cincinnati	W	72-59	10,264	(21) Jarace Walker	(11) J'Wan Roberts	(5) Tramon Mark
#1/1	1/11/23	* SOUTH FLORIDA	W	83-77	7,473	(31) Marcus Sasser	(6) Shead, Francis	(4) Marcus Sasser
#1/1	1/17/23	* at -/rv Tulane	W	80-60	3,621	(23) Marcus Sasser	(9) Jarace Walker	(7) Jamal Shead
#1/1	1/22/23	* TEMPLE	L	55-56	7,484	(13) Jamal Shead	(12) Jarace Walker	(5) Marcus Sasser
#3/3	1/25/23	* at UCF	W	82-71	9,383	(18) Emanuel Sharp	(9) J'Wan Roberts	(10) Jamal Shead
#3/3	1/28/23	* CINCINNATI	W	75-69	7,477	(25) Jarace Walker	(7) Jarace Walker	(5) Jamal Shead
#3/3	2/2/23	* at Wichita State	W	70-61	7,274	(15) Sasser, Walker	(6) Chaney, Roberts	(7) Jamal Shead
#3/3	2/5/23	* at Temple	W	81-65	10,206	(23) Jarace Walker	(6) Jarace Walker	(7) Jamal Shead
#2/2	2/8/23	* TULSA	W	80-42	7,369	(25) Marcus Sasser	(10) J'Wan Roberts	(12) Jamal Shead
#2/2	2/16/23	* at SMU	W	80-65	6,278	(20) Marcus Sasser	(10) J'Wan Roberts	(8) Jamal Shead
#2/2	2/19/23	* MEMPHIS	W	72-64	7,730	(20) Roberts, Sasser	(12) J'Wan Roberts	(3) Jarace Walker
#1/1	2/22/23	* TULANE	W	89-59	7,763	(26) J'Wan Roberts	(13) Jarace Walker	(6) Sasser, Shead
#1/1	2/25/23	* at East Carolina	W	76-57	7,589	(22) Marcus Sasser	(12) J'Wan Roberts	(3) Mark, Sasser, Shead
#1/1	3/2/23	* WICHITA STATE	W	83-66	7,879	(25) Jamal Shead	(9) Jarace Walker	(4) Mark, Sasser
#1/1	3/5/23	* at Memphis	W	67-65	18,437	(16) Mark, Shead	(8) Tramon Mark	(7) Jamal Shead
<i>American Athletic Conference Championship (Dickies Arena • Fort Worth, Texas)</i>								
#1/1	3/10/23	vs. (9) East Carolina	W	60-46	6,061	(30) Marcus Sasser	(12) J'Wan Roberts	(4) Mark, Shead
#1/1	3/11/23	vs. (4) Cincinnati	W	69-48	6,943	(16) Roberts, Shead	(8) Roberts, Walker	(9) Jamal Shead
#1/1	3/12/23	vs. (2) Memphis	L	65-75	7,052	(16) Jamal Shead	(20) J'Wan Roberts	(4) Jamal Shead
<i>NCAA Tournament First/Second Rounds (Legacy Arena • Birmingham, Ala.)</i>								
#2/1	3/16/23	vs. (16) Northern Kentucky	W	63-52	15,154	(16) Jarace Walker	(12) J'Wan Roberts	(6) Jamal Shead
#2/1	3/18/23	vs. (9) Auburn	W	81-64	15,198	(26) Tramon Mark	(10) Jarace Walker	(5) Jamal Shead
<i>NCAA Tournament Sweet 16 (T-Mobile Center • Kansas City, Mo.)</i>								
#2/1	3/24/23	vs. #16/15 (5) Miami (Fla.)	L	75-89	17,429	(16) Jarace Walker	(11) Jarace Walker	(5) Shead, Walker

2022-23 REVIEW

RECORD/ATTENDANCE SUMMARY

	G	W-L	Total	Average	High
Home	18	16-2	134,093	7,450	7,879 – vs. Wichita State (March 2)
The American games	9	8-1	68,110	7,568	7,879 – vs. Wichita State (March 2)
Away	11	11-0	99,490	9,045	18,437 – at Memphis (March 5)
The American games	9	9-0	77,859	8,651	18,437 – at Memphis (March 5)
Neutral	8	6-2	73,536	9,192	17,429 – vs. Miami (Fla.) (March 24)
Totals	37	33-4	307,119	8,301	18,437 – at Memphis (March 5)
The American games	18	17-1	145,969	8,110	18,437 – at Memphis (March 5)



2022-23 STATISTICS

MISCELLANEOUS STATISTICS
2023-24 returning student-athletes in red

NON-CONFERENCE (16-3)
(8-1 Home • 2-0 Away • 6-2 Neutral)

Table with 22 columns: Player, GP-GS, Min, Avg, FG, FGA, Pct, 3FG, FGA, Pct, FT, FTA, Pct, Off, Def, Tot, Avg, PF, DQ, A, TO, Blk, Stl, Pts, Avg. Rows include individual players and Totals/Opponents.

HOME GAMES (16-1)

Table with 22 columns: Player, GP-GS, Min, Avg, FG, FGA, Pct, 3FG, FGA, Pct, FT, FTA, Pct, Off, Def, Tot, Avg, PF, DQ, A, TO, Blk, Stl, Pts, Avg. Rows include individual players and Totals/Opponents.

WINNING GAMES (33-0)
(16-0 home • 11-0 away • 6-0 neutral)

Table with 22 columns: Player, GP-GS, Min, Avg, FG, FGA, Pct, 3FG, FGA, Pct, FT, FTA, Pct, Off, Def, Tot, Avg, PF, DQ, A, TO, Blk, Stl, Pts, Avg. Rows include individual players and Totals/Opponents.

2022-23 REVIEW

POINTS-REBOUNDS-ASSISTS

Opponent	Date	Score	WL	0 Marcus Sasser	1 Jamal Shead	3 Ramon Walker Jr.	4 Darius Bowser	5 Ja'Vier Francis	12 Tramon Mark	13 J'Wam Roberts	20 Ryan Elvin	21 Emanuel Sharp
Northern Colorado	11/7/22	83-36	W	21-1-3	9-3-9	3-1-2	DNP	2-3-0	6-5-1	12-6-0	0-0-0	11-2-1
vs. Saint Joseph's	11/11/22	81-55	W	7-2-5	4-1-8	9-4-0	DNP	0-0-0	12-6-1	19-12-1	DNP	0-1-0
Oral Roberts	11/14/22	83-45	W	19-7-1	2-4-3	0-6-0	DNP	11-11-0	23-4-0	4-2-0	0-0-0	6-2-0
Texas Southern	11/16/22	83-48	W	20-5-6	8-2-6	7-4-1	0-0-0	7-6-0	4-2-0	10-4-3	2-0-0	0-0-1
at Oregon	11/20/22	66-56	W	16-2-0	13-2-4	2-0-0	DNP	0-0-0	8-3-1	2-5-1	DNP	DNP
Kent State	11/26/22	49-44	W	19-5-2	6-5-2	DNP	DNP	3-4-0	5-7-3	11-14-1	DNP	DNP
Norfolk State	11/29/22	100-52	W	25-1-4	12-3-11	DNP	DNP	11-8-0	16-5-6	10-5-3	5-1-0	3-2-0
vs. -/rv Saint Mary's (Calif.)	12/3/22	53-48	W	13-1-4	6-4-3	DNP	DNP	0-0-0	7-2-1	15-8-1	DNP	DNP
North Florida	12/6/22	76-42	W	12-1-1	0-4-10	2-3-0	DNP	14-4-0	10-2-2	6-6-1	5-0-0	9-0-0
#8/10 Alabama	12/10/22	65-71	L	9-2-1	19-7-3	0-4-0	DNP	2-0-0	10-2-1	9-9-0	DNP	DNP
North Carolina A&T	12/13/22	74-46	W	17-4-2	3-1-4	6-1-0	DNP	17-15-0	1-3-0	4-8-2	0-1-0	10-3-2
at #2/2 Virginia	12/17/22	69-61	W	13-0-3	11-3-4	DNP	DNP	3-0-0	13-6-3	10-6-1	DNP	0-1-0
McNeese	12/21/22	83-44	W	17-4-2	7-2-9	0-1-1	DNP	23-13-0	3-4-5	4-8-0	0-1-0	18-3-1
* at Tulsa	12/28/22	89-50	W	12-3-5	9-3-2	0-1-0	DNP	4-4-1	14-1-2	15-9-1	0-0-0	14-4-0
* UCF	12/31/22	71-65	W	18-4-2	11-4-4	DNP	DNP	9-7-1	19-6-1	12-5-1	DNP	0-2-0
* SMU	1/5/23	87-53	W	14-1-7	2-3-3	DNP	0-1-0	8-7-0	10-3-1	11-8-2	3-1-0	6-10-0
* at Cincinnati	1/8/23	72-59	W	16-6-2	5-2-3	DNP	DNP	2-1-1	10-5-5	14-11-1	DNP	0-0-0
* South Florida	1/11/23	83-77	W	31-1-4	20-6-3	DNP	DNP	6-6-0	13-4-1	3-3-0	DNP	8-0-0
* at -/rv Tulane	1/17/23	80-60	W	23-4-4	14-3-7	DNP	DNP	4-3-0	12-7-2	15-6-2	DNP	6-1-1
* Temple	1/22/23	55-56	L	12-3-5	13-5-1	DNP	DNP	2-2-0	6-6-1	8-5-1	DNP	3-1-0
* at UCF	1/25/23	82-71	W	14-1-4	14-6-10	DNP	DNP	0-3-0	7-6-1	10-9-0	DNP	18-4-0
* Cincinnati	1/28/23	75-69	W	9-3-4	13-2-5	DNP	DNP	2-1-0	5-3-1	14-6-0	DNP	5-2-1
* at Wichita State	2/2/23	70-61	W	15-2-3	13-3-7	DNP	DNP	0-1-0	12-5-0	10-6-1	DNP	0-1-0
* at Temple	2/5/23	81-65	W	13-1-5	12-1-7	DNP	DNP	0-3-0	6-5-5	12-3-1	3-0-0	6-3-0
* Tulsa	2/8/23	80-42	W	25-3-2	3-7-12	DNP	0-0-0	6-6-0	9-9-2	6-10-1	5-0-0	13-4-1
* at SMU	2/16/23	80-65	W	20-4-4	13-1-8	DNP	DNP	3-1-0	11-9-0	8-10-0	DNP	7-5-2
* Memphis	2/19/23	72-64	W	20-1-1	10-3-2	DNP	DNP	4-0-0	6-1-2	20-12-1	DNP	2-0-1
* Tulane	2/22/23	89-59	W	22-5-6	10-1-6	DNP	DNP	0-3-1	13-3-1	26-7-3	0-0-0	5-5-2
* at East Carolina	2/25/23	76-57	W	22-5-3	4-3-3	DNP	0-0-0	3-6-1	20-9-3	17-12-1	0-0-0	0-2-1
* Wichita State	3/2/23	83-66	W	22-3-4	25-3-1	DNP	0-1-0	2-1-1	2-1-4	6-3-1	0-0-0	7-2-1
* at Memphis	3/5/23	67-65	W	13-2-4	16-1-7	DNP	DNP	0-0-0	16-8-0	1-6-1	DNP	5-0-0
vs. (9) East Carolina	3/10/23	60-46	W	30-5-2	12-1-4	DNP	DNP	0-0-0	4-5-4	0-12-2	DNP	4-2-0
vs. (4) Cincinnati	3/11/23	69-48	W	4-2-0	16-4-9	DNP	0-0-0	2-3-0	8-5-3	16-8-0	0-0-0	2-3-0
vs. (2) Memphis	3/12/23	65-75	L	DNP	16-0-4	DNP	DNP	DNP	10-8-2	12-20-3	DNP	3-2-0
vs. (16) Northern Kentucky	3/16/23	63-52	W	5-2-0	13-3-6	DNP	DNP	DNP	4-6-1	11-12-4	DNP	10-1-1
vs. (9) Auburn	3/18/23	81-64	W	22-1-2	10-2-5	DNP	DNP	0-0-0	26-9-0	6-7-2	DNP	7-4-0
vs. #16/15 (5) Miami (Fla.)	3/24/23	75-89	L	14-5-4	15-3-5	DNP	DNP	0-0-0	14-5-1	2-2-1	DNP	8-2-0

Opponent	Date	Score	WL	23 Terrance Arceneaux	25 Jarace Walker	32 Reggie Chaney
Northern Colorado	11/7/22	83-36	W	7-4-0	8-12-0	4-3-0
vs. Saint Joseph's	11/11/22	81-55	W	3-3-0	23-8-2	4-4-0
Oral Roberts	11/14/22	83-45	W	14-5-0	2-3-1	2-4-1
Texas Southern	11/16/22	83-48	W	6-5-0	19-6-2	0-0-0
at Oregon	11/20/22	66-56	W	15-5-1	10-6-3	0-0-0
Kent State	11/26/22	49-44	W	0-6-1	1-6-0	4-3-0
Norfolk State	11/29/22	100-52	W	7-3-0	9-8-2	2-1-0
vs. -/rv Saint Mary's (Calif.)	12/3/22	53-48	W	2-4-0	2-3-0	8-4-1
North Florida	12/6/22	76-42	W	2-6-1	12-10-3	4-6-1
#8/10 Alabama	12/10/22	65-71	L	0-1-0	8-5-2	8-7-0
North Carolina A&T	12/13/22	74-46	W	3-2-3	9-4-1	4-2-0
at #2/2 Virginia	12/17/22	69-61	W	DNP	17-7-4	2-5-2
McNeese	12/21/22	83-44	W	7-4-2	4-3-3	DNP
* at Tulsa	12/28/22	89-50	W	9-3-1	6-5-3	6-0-1
* UCF	12/31/22	71-65	W	DNP	2-3-1	0-1-0
* SMU	1/5/23	87-53	W	10-5-0	23-10-3	0-3-1
* at Cincinnati	1/8/23	72-59	W	4-1-1	21-5-0	0-0-0
* South Florida	1/11/23	83-77	W	0-3-1	DNP	2-4-0
* at -/rv Tulane	1/17/23	80-60	W	0-0-1	6-9-2	0-1-1
* Temple	1/22/23	55-56	L	0-0-0	9-12-0	2-3-1
* at UCF	1/25/23	82-71	W	2-0-0	17-4-3	DNP
* Cincinnati	1/28/23	75-69	W	2-2-0	25-7-2	0-4-0
* at Wichita State	2/2/23	70-61	W	3-0-0	15-5-2	2-6-1
* at Temple	2/5/23	81-65	W	0-0-0	23-6-1	6-3-1
* Tulsa	2/8/23	80-42	W	5-2-2	6-8-1	2-1-0
* at SMU	2/16/23	80-65	W	DNP	14-4-2	4-2-1
* Memphis	2/19/23	72-64	W	2-1-0	4-8-3	4-0-0
* Tulane	2/22/23	89-59	W	0-2-2	9-13-1	4-6-0
* at East Carolina	2/25/23	76-57	W	0-2-0	7-6-2	3-0-0
* Wichita State	3/2/23	83-66	W	2-3-2	13-9-2	4-0-0
* at Memphis	3/5/23	67-65	W	2-0-0	10-7-1	4-3-0
vs. (9) East Carolina	3/10/23	60-46	W	3-1-0	5-5-1	2-7-0
vs. (4) Cincinnati	3/11/23	69-48	W	4-3-0	13-8-3	4-2-0
vs. (2) Memphis	3/12/23	65-75	L	9-3-1	13-3-1	2-1-0
vs. (16) Northern Kentucky	3/16/23	63-52	W	2-4-0	16-6-1	2-3-0
vs. (9) Auburn	3/18/23	81-64	W	0-1-0	7-10-2	3-1-0
vs. #16/15 (5) Miami (Fla.)	3/24/23	75-89	L	0-0-0	16-11-5	6-5-0



TEAM GAME-BY-GAME STATISTICS

Table with columns: Team, W/L, Pts, 1st/2nd, FG-A, Pct., 3P-A, Pct., FT-A, Pct., Off, Def, Reb, PF, Ast, TO, Bl, St. Rows include game results for Houston and opponents like Northern Colorado, Saint Joseph's, Oral Roberts, etc.

2022-23 REVIEW



2022-23 HIGHS & LOWS

HOUSTON GAME HIGHS

Points	100	Norfolk State	11/29/22
Field Goals Made	38	Norfolk State	11/29/22
Field Goal Attempts	72	Northern Colorado	11/7/22
Field Goal Percentage	.590 (36-61)	at Tulsa	12/28/22
3-Point Field Goals Made	17	Norfolk State	11/29/22
3-Point Field Goal Attempts	35	Tulsa	2/8/23
3-Point Field Goal Percentage	.515 (17-33)	Norfolk State	11/29/22
Free Throws Made	24	vs. Auburn	3/18/23
Free Throw Attempts	32	South Florida	1/11/23
Free Throw Percentage	.909 (20-22)	Wichita State	3/2/23
Rebounds	56	Kent State	11/26/22
Assists	26	Norfolk State	11/29/22
Steals	16	Tulane	2/22/23
Blocked Shots	12	vs. Auburn	3/18/23
Turnovers	23	Kent State	11/26/22
Fouls	25	vs. Auburn	3/18/23

HOUSTON GAME LOWS

Points	49	Kent State	11/26/22
Field Goals Made	16	vs. East Carolina	3/10/23
Field Goal Attempts	16	Kent State	11/26/22
Field Goal Percentage	.281 (16-57)	vs. East Carolina	3/10/23
3-Point Field Goals Made	2	Kent State	11/26/22
3-Point Field Goal Attempts	11	vs. Saint Mary's (Calif.)	12/3/22
3-Point Field Goal Percentage	.118 (2-17)	Kent State	11/26/22
Free Throws Made	4	at Cincinnati	1/8/23
Free Throw Attempts	4	North Florida	12/6/22
Free Throw Percentage	.500 (5-10)	at Cincinnati	1/8/23
Rebounds	26	Wichita State	3/2/23
Assists	26	at Temple	2/5/23
Steals	6	Oral Roberts	11/14/22
Blocked Shots	2, done four times;	at UCF	1/25/23
	Most recently	vs. Cincinnati	3/11/23
Turnovers	5	vs. Saint Mary's (Calif.)	12/3/22
Fouls	4	McNeese	12/21/22

HOUSTON INDIVIDUAL GAME HIGHS

Points	31, Marcus Sasser	South Florida	1/11/23
Field Goals Made	10, done five times;		
	Most recently by Jamal Shead	Wichita State	3/2/23
Field Goal Attempts	20, Marcus Sasser	UCF	12/31/22
	20, Jamal Shead	Alabama	12/10/22
FG Pct. (min, 5 made)	1.000 (7-7), J'Wan Roberts	at Tulsa	12/28/22
	1.000 (9-9), Ja'Vier Francis	McNeese	12/21/22
	1.000 (5-5), J'Wan Roberts	Norfolk State	11/29/22
	1.000 (5-5), Ja'Vier Francis	Norfolk State	11/29/22
3-Point Field Goals Made	7, Marcus Sasser	at Tulane	1/17/23
	7, Marcus Sasser	Norfolk State	11/29/22
3-Point Field Goal Attempts	12, Marcus Sasser	at Tulane	1/17/23
	12, Marcus Sasser	South Florida	1/11/23
	12, Marcus Sasser	Norfolk State	11/29/22
3-Point FG Pct. (min. 3 made)	1.000 (4-4), Jamal Shead	Norfolk State	11/29/22
Free Throws Made	11, Marcus Sasser	South Florida	1/11/23
Free Throw Attempts	14, Marcus Sasser	South Florida	1/11/23
Free Throw Pct. (min. 8 made)	1.000 (8-8), Marcus Sasser	East Carolina	3/10/23
	1.000 (8-8), Marcus Sasser	Memphis	2/19/23
	1.000 (8-8), Marcus Sasser	Kent State	11/26/22
Rebounds	20, J'Wan Roberts	vs. Memphis	3/12/23
Assists	12, Jamal Shead	Tulsa	2/8/23
Steals	5, Marcus Sasser	at Cincinnati	1/8/23
Blocked Shots	6, Jarace Walker	vs. Auburn	3/18/23
Turnovers	6, Jamal Shead	vs. Northern Kentucky	3/16/23
Fouls	5, done nine times;		
	Most recently by J'Wan Roberts	vs. Auburn	3/18/23
Minutes	38:53, Marcus Sasser	at Virginia	12/17/22

OPPONENT GAME HIGHS

Points	89	vs. Miami (Fla.)	3/24/23
Field Goals Made	31	vs. Miami (Fla.)	3/24/23
Field Goal Attempts	69	vs. Northern Kentucky	3/16/23
Field Goal Percentage	.649 (24-37)	Wichita State	3/2/23
3-Point Field Goals Made	12	at Temple	2/6/23
3-Point Field Goal Attempts	38	Oral Roberts	11/14/22
3-Point Field Goal Percentage	.500 (6-12)	vs. Memphis	3/12/23
	.500 (6-12)	Wichita State	3/2/23
Free Throws Made	21	at Memphis	3/5/23
	21	South Florida	1/11/23
Free Throw Attempts	36	vs. Auburn	3/18/23
Free Throw Percentage	.913 (21-23)	at Memphis	3/5/23
Rebounds	44	Alabama	12/10/22
Assists	16	vs. Miami (Fla.)	3/24/23
Steals	14	Kent State	11/26/22
Blocked Shots	8	at Oregon	11/20/22
Turnovers	23	Northern Colorado	11/7/22
Fouls	22, done four times;		
	Most recently	vs. Auburn	3/18/23

OPPONENT GAME LOWS

Points	36	Northern Colorado	11/7/22
Field Goals Made	10	Northern Colorado	11/7/22
Field Goal Attempts	37	Wichita State	3/2/23
Field Goal Percentage	.226 (14-62)	Oral Roberts	11/14/22
3-Point Field Goals Made	1	Norfolk State	11/29/22
3-Point Field Goal Attempts	12	vs. Memphis	3/12/23
	12	Wichita State	3/2/23
3-Point Field Goal Percentage	.056 (1-18)	Norfolk State	11/29/22
Free Throws Made	2	McNeese	12/21/22
Free Throw Attempts	5	McNeese	12/21/22
Free Throw Percentage	.400 (2-5)	McNeese	12/21/22
Rebounds	22	McNeese	12/21/22
Assists	3	vs. Saint Joseph's	11/11/22
Steals	1	vs. Auburn	3/18/23
Blocked Shots	0, done three times;		
	Most recently	Wichita State	3/2/23
Turnovers	6	vs. Miami (Fla.)	3/24/23
Fouls	9	at Cincinnati	1/8/23

OPPONENT INDIVIDUAL GAME HIGHS

Points	31, Kendrick Davis	vs. Memphis	3/12/23
Field Goals Made	10, Kendrick Davis	vs. Memphis	3/12/23
	10, Kam Woods	North Carolina A&T	12/13/22
Field Goal Attempts	22, Sincere Carry	Kent State	11/26/22
Field Goal Pct. (min 5 made)	.875 (7-8), Kadin Shedrick	at Virginia	12/17/22
3-Point Field Goals Made	7, Nijel Pack	vs. Miami (Fla.)	3/24/23
3-Point Field Goal Attempts	11, Jaylen Forbes	at Tulane	1/17/23
	11, Sincere Carry	Kent State	11/26/22
3-Point FG Pct. (min 3 made)	1.000 (4-4), Landers Nolley II	at Cincinnati	1/8/23
Free Throws Made	11, Kendrick Davis	at Memphis	3/5/23
Free Throw Attempts	16, John Broome	vs. Auburn	3/18/23
Free Throw Pct. (min. 7 made)	1.000 (8-8), Kendrick Davis	vs. Memphis	3/12/23
	1.000 (8-8), Khalif Battle	at Temple	2/5/23
Rebounds	19, Ezra Ausar	vs. East Carolina	3/10/23
Assists	9, David DeJulius	Cincinnati	1/28/23
Steals	8, Sincere Carry	Kent State	11/26/22
Blocked Shots	4, Taylor Hendricks	at UCF	1/25/23
Turnovers	7, Sincere Carry	Kent State	11/26/22
	7, Will Richardson	at Oregon	11/20/22
Fouls	5, done six times;		
	Most recently by Ludgy Debaut	vs. East Carolina	3/10/23
Minutes	40:00, Jaron Pierre	Wichita State	3/2/23
	40:00, Will Richardson	at Oregon	11/20/22



2022-23 THE AMERICAN STANDINGS & HONORS

Team	The American Games				All Games						
	W-L	Pct.	Home	Away	W-L	Pct.	Home	Away	Neutral	L10	Stk.
x (1) Houston	17-1	.944	8-1	9-0	33-4	.892	16-2	11-0	6-2	8-2	L1
x (2) Memphis	13-5	.722	7-2	6-3	26-9	.743	13-2	7-5	6-2	7-3	L1
(3) Tulane	12-6	.667	7-2	5-4	20-11	.645	12-3	5-4	3-4	6-4	L1
y (4) Cincinnati	11-7	.611	7-2	4-5	23-13	.639	16-3	5-7	2-3	6-4	L1
(5) Temple	10-8	.556	5-4	5-4	16-16	.500	9-7	6-6	1-3	2-8	L2
(6) Wichita State	9-9	.500	3-6	6-3	17-15	.531	8-8	7-4	2-3	5-5	L1
(7) UCF	8-10	.444	5-4	3-6	19-15	.559	11-6	5-7	3-2	4-6	L1
(8) South Florida	7-11	.389	4-5	3-6	14-18	.438	9-9	4-7	1-2	5-5	L2
(9) East Carolina	6-12	.333	4-5	2-7	16-17	.485	10-6	2-9	4-4	5-5	L1
(10) SMU	5-13	.278	4-5	1-8	10-22	.313	7-9	1-11	2-2	3-7	L4
(11) Tulsa	1-17	.056	1-8	0-9	5-25	.167	4-10	0-12	1-3	0-10	L12

() – seeding at The American Championship | x – NCAA Tournament | y – NIT

2023 AMERICAN ATHLETIC CONFERENCE CHAMPIONSHIP

Dickies Arena • Fort Worth, Texas

THURSDAY, MARCH 9

- (9) East Carolina 73, (8) South Florida 58
- (7) UCF 76, (10) SMU 70
- (6) Wichita State 81, (11) Tulsa 63

FRIDAY, MARCH 10

- (1) Houston 60, (9) East Carolina 46**
- (4) Cincinnati 84, (5) Temple 54
- (2) Memphis 81, (7) UCF 76
- (3) Tulane 82, (6) Wichita State 76

SATURDAY, MARCH 11

- (1) Houston 69, (4) Cincinnati 48**
- (2) Memphis 94, (3) Tulane 54

SUNDAY, MARCH 12

- (2) Memphis 75, (1) Houston 65**

MOST OUTSTANDING PLAYER

Kendric Davis, Houston

ALL-TOURNAMENT TEAM

- Jamal Shead, Houston**
- J'Wan Roberts, Houston**
- Landers Nolley II, Cincinnati
- DeAndre Williams, Memphis
- Kendric Davis, Memphis



ALL-AMERICAN ATHLETIC CONFERENCE TEAMS

FIRST TEAM

G	* Marcus Sasser	Houston
G	Landers Nolley II	Cincinnati
G	* Kendric Davis	Houston
G	Jalen Cook	Tulane
F	DeAndre Williams	Memphis

SECOND TEAM

G	Jamal Shead	Houston
G	J'Wan Roberts	Houston
G	Jarace Walker	Houston
F	Taylor Hendricks	UCF
G	Jaylen Forbes	Tulane

THIRD TEAM

G	David DeJulius	Cincinnati
G	Tyler Harris	South Florida
G	Damian Dunn	Temple
G	Craig Porter Jr.	Wichita State
F	Kevin Cross	Tulane

ALL-FRESHMAN TEAM

F	Jarace Walker	Houston
G	Terrance Arceneaux	Houston
G	Emanuel Sharp	Houston
F	Taylor Hendricks	UCF
F	Ezra Ausar	East Carolina

Individual Awards

- Coach of the Year:** Kelvin Sampson, Houston
 - Player of the Year:** Marcus Sasser, Houston
 - Freshman of the Year:** Jarace Walker, Houston
 - Defensive Player of the Year:** Jamal Shead, Houston
 - Sixth Man of the Year:** Reggie Chaney, Houston
 - Most Improved Player:** J'Wan Roberts, Houston
 - Sportsmanship Award:** Ludgy Debaut, East Carolina
- Sion James, Tulane

* – unanimous

PLAYER of the WEEK

Nov. 14	David DeJulius	Guard	Cincinnati
Nov. 21	Marcus Sasser	Guard	Houston
Nov. 28	Kendric Davis	Guard	Memphis
Dec. 5	Khalif Battle	Guard	Temple
Dec. 12	Kendric Davis	Guard	Memphis
Dec. 19	Kendric Davis	Guard	Memphis
Dec. 26	Zhuric Phelps	Guard	SMU
Jan. 2	Kendric Davis	Guard	Memphis
Jan. 9	Jaylen Forbes	Guard	Tulane
Jan. 16	Kendric Davis	Guard	Memphis
	Jaylen Forbes	Guard	Tulane
Jan. 23	DeAndre Williams	Forward	Memphis
Jan. 30	Kendric Davis	Guard	Memphis
	Khalif Battle	Guard	Temple
Feb. 6	Jalen Cook	Guard	Tulane
Feb. 13	DeAndre Williams	Forward	Memphis
Feb. 20	Jalen Cook	Guard	Tulane
Feb. 27	DeAndre Williams	Forward	Memphis
March 5	Jamal Shead	Guard	Houston

FRESHMAN of the WEEK

Nov. 14	Jarace Walker	F	Houston
Nov. 21	Taylor Hendricks	F	UCF
Nov. 28	Taylor Hendricks	F	UCF
Dec. 5	Taylor Hendricks	F	UCF
Dec. 12	Taylor Hendricks	F	UCF
Dec. 19	Jarace Walker	F	Houston
Dec. 26	Emanuel Sharp	G	Houston
Jan. 2	Taylor Hendricks	F	UCF
Jan. 9	Jarace Walker	F	Houston
Jan. 16	Taylor Hendricks	F	UCF
Jan. 23	Jarace Walker	F	Houston
Jan. 30	Jarace Walker	F	Houston
Feb. 6	Jarace Walker	F	Houston
Feb. 13	Taylor Hendricks	F	UCF
Feb. 20	Ezra Ausar	F	East Carolina
Feb. 27	Taylor Hendricks	F	UCF
March 5	Taylor Hendricks	F	UCF

2022-23 REVIEW



STARTING LINEUPS / SPECIALTY STATISTICS

GAME-by-GAME STARTING LINEUPS							
Opponent	Date	1	2	3	4	5	Record
NORTHERN COLORADO	11/7/22	Jamal Shead	Marcus Sasser	Tramon Mark	Jarace Walker	J'Wan Roberts	1-0 (1)
vs. Saint Joseph's	11/11/22	Jamal Shead	Marcus Sasser	Tramon Mark	Jarace Walker	J'Wan Roberts	2-0 (2)
ORAL J'Wan Roberts	11/14/22	Jamal Shead	Marcus Sasser	Tramon Mark	Jarace Walker	J'Wan Roberts	3-0 (3)
TEXAS SOUTHERN	11/16/22	Jamal Shead	Marcus Sasser	Tramon Mark	Jarace Walker	J'Wan Roberts	4-0 (4)
at rv/rv Oregon	11/20/22	Jamal Shead	Marcus Sasser	Tramon Mark	Jarace Walker	J'Wan Roberts	5-0 (5)
KENT STATE	11/26/22	Jamal Shead	Marcus Sasser	Tramon Mark	Jarace Walker	J'Wan Roberts	6-0 (6)
NORFOLK STATE	11/29/22	Jamal Shead	Marcus Sasser	Tramon Mark	Jarace Walker	J'Wan Roberts	7-0 (7)
vs. -/rv Saint Mary's (Calif.)	12/3/22	Jamal Shead	Marcus Sasser	Tramon Mark	Jarace Walker	J'Wan Roberts	8-0 (8)
NORTH FLORIDA	12/6/22	Jamal Shead	Marcus Sasser	Tramon Mark	Jarace Walker	J'Wan Roberts	9-0 (9)
#8/10 ALABAMA	12/10/22	Jamal Shead	Marcus Sasser	Tramon Mark	Jarace Walker	J'Wan Roberts	9-1 (10)
NORTH CAROLINA A&T	12/13/22	Jamal Shead	Marcus Sasser	Tramon Mark	Jarace Walker	J'Wan Roberts	10-1 (11)
at #2/2 Virginia	12/17/22	Jamal Shead	Marcus Sasser	Tramon Mark	Jarace Walker	J'Wan Roberts	11-1 (12)
McNEESE	12/22/22	Jamal Shead	Marcus Sasser	Tramon Mark	Jarace Walker	J'Wan Roberts	12-1 (13)
* at Tulsa	12/28/22	Jamal Shead	Marcus Sasser	Tramon Mark	Jarace Walker	J'Wan Roberts	13-1 (14)
* UCF	12/31/22	Jamal Shead	Marcus Sasser	Tramon Mark	Jarace Walker	J'Wan Roberts	14-1 (15)
* SMU	1/5/23	Jamal Shead	Marcus Sasser	Tramon Mark	Jarace Walker	J'Wan Roberts	15-1 (16)
* at Cincinnati	1/8/23	Jamal Shead	Marcus Sasser	Tramon Mark	Jarace Walker	J'Wan Roberts	16-1 (17)
* SOUTH FLORIDA	1/11/23	Jamal Shead	Marcus Sasser	Tramon Mark	Francis	J'Wan Roberts	1-0 (1)
* at Tulane	1/17/23	Jamal Shead	Marcus Sasser	Tramon Mark	Jarace Walker	J'Wan Roberts	17-1 (18)
* TEMPLE	1/22/23	Jamal Shead	Marcus Sasser	Tramon Mark	Jarace Walker	J'Wan Roberts	17-2 (19)
* at UCF	1/25/23	Jamal Shead	Marcus Sasser	Tramon Mark	Jarace Walker	J'Wan Roberts	18-2 (20)
* CINCINNATI	1/28/23	Jamal Shead	Marcus Sasser	Tramon Mark	Jarace Walker	J'Wan Roberts	19-2 (21)
* at Wichita State	2/2/23	Jamal Shead	Marcus Sasser	Tramon Mark	Jarace Walker	J'Wan Roberts	20-2 (22)
* at -/rv Temple	2/5/23	Jamal Shead	Marcus Sasser	Tramon Mark	Jarace Walker	J'Wan Roberts	21-2 (23)
* TULSA	2/8/23	Jamal Shead	Marcus Sasser	Tramon Mark	Jarace Walker	J'Wan Roberts	22-2 (24)
* at SMU	2/16/23	Jamal Shead	Marcus Sasser	Tramon Mark	Jarace Walker	J'Wan Roberts	23-2 (25)
* MEMPHIS	2/19/23	Jamal Shead	Marcus Sasser	Tramon Mark	Jarace Walker	J'Wan Roberts	24-2 (26)
* TULANE	2/22/23	Jamal Shead	Marcus Sasser	Tramon Mark	J.Walker	J'Wan Roberts	25-2 (27)
* at East Carolina	2/25/23	Jamal Shead	Marcus Sasser	Tramon Mark	Jarace Walker	J'Wan Roberts	26-2 (28)
* WICHITA STATE	3/2/23	Jamal Shead	Marcus Sasser	Tramon Mark	Chaney	Bowser	1-0 (1)
* at Memphis	3/5/23	Jamal Shead	Marcus Sasser	Tramon Mark	Jarace Walker	J'Wan Roberts	27-2 (29)
vs. (9) East Carolina	3/10/23	Jamal Shead	Marcus Sasser	Tramon Mark	J.Walker	J'Wan Roberts	28-2 (30)
vs. (4) Cincinnati	3/11/23	Jamal Shead	Marcus Sasser	Tramon Mark	Jarace Walker	J'Wan Roberts	29-2 (31)
vs. (1) Memphis	3/12/23	Jamal Shead	Tramon Mark	Terrance Arceneaux	Jarace Walker	J'Wan Roberts	0-1 (1)
vs. (16) Northern Kentucky	3/16/23	Jamal Shead	Marcus Sasser	Tramon Mark	Jarace Walker	J'Wan Roberts	30-2 (32)
vs. (9) Auburn	3/18/23	Jamal Shead	Marcus Sasser	Tramon Mark	Jarace Walker	J'Wan Roberts	31-2 (33)
vs. #16/15 (5) Miami (Fla.)	3/24/23	Jamal Shead	Marcus Sasser	Tramon Mark	Jarace Walker	J'Wan Roberts	32-2 (34)

TEAM GAME-by-GAME SPECIALTY STATISTICS

Opponent	Date	Points Off Turnovers		2nd Chance Points		Points in the Paint		Fastbreak Points		Bench Points		Leads Overcome
		UH	Opp.	UH	Opp.	UH	Opp.	UH	Opp.	UH	Opp.	
NORTHERN COLORADO	11/7/22	27	2	13	3	42	8	16	6	27	18	---
vs. Saint Joseph's	11/11/22	17	9	18	11	50	18	18	4	16	15	---
ORAL ROBERTS	11/14/22	16	13	20	7	42	8	9	0	33	18	Trailed by 2 (19:06 - 1st)
TEXAS SOUTHERN	11/16/22	21	3	6	6	50	24	12	3	22	26	---
at rv/rv Oregon	11/20/22	30	9	17	15	24	32	17	4	17	6	Trailed by 4 (18:12 - 1st)
KENT STATE	11/26/22	10	18	9	3	28	18	10	6	7	11	Trailed by 10 (15:39 - 1st)
NORFOLK STATE	11/29/22	30	9	29	8	38	34	15	11	28	20	---
vs. -/rv Saint Mary's (Calif.)	12/3/22	19	8	12	8	24	16	3	3	10	18	Trailed by 4 (12:01 - 1st)
NORTH FLORIDA	12/6/22	21	5	19	2	48	10	9	4	36	15	---
#8/10 ALABAMA	12/10/22	18	17	14	11	38	30	7	7	10	27	---
NORTH CAROLINA A&T	12/13/22	18	11	22	6	42	14	11	13	40	5	Trailed by 2 (19:13 - 1st)
at #2/2 Virginia	12/17/22	9	12	6	9	26	26	5	2	5	9	Trailed by 9 (16:27 - 1st)
McNEESE	12/22/22	23	8	20	4	34	20	14	4	48	22	Trailed by 3 (16:06)
* at Tulsa	12/28/22	24	4	13	8	40	24	7	4	33	14	Trailed by 3 (18:15 - 1st)
* UCF	12/31/22	20	10	18	15	30	28	11	10	9	4	Trailed by 4 (15:01 - 2nd)
* SMU	1/5/23	21	12	35	6	38	24	10	4	27	15	Trailed by 2 (19:32 - 1st)
* at Cincinnati	1/8/23	26	4	15	18	36	20	22	5	6	6	Trailed by 5 (17:29 - 1st)
* SOUTH FLORIDA	1/11/23	13	6	14	11	22	26	21	9	10	17	Trailed by 5 (14:26 - 2nd)
* at Tulane	1/17/23	22	10	1	6	26	30	17	7	10	2	Trailed by 2 (14:50 - 1st)
* TEMPLE	1/22/23	15	7	13	3	26	12	9	4	7	26	---
* at UCF	1/25/23	12	11	16	8	28	20	13	2	20	8	Trailed by 6 (16:55 - 1st)
* CINCINNATI	1/28/23	13	15	8	15	42	28	6	2	9	8	Trailed by 13 (13:08 - 1st)
* at Wichita State	2/2/23	12	10	15	17	30	34	4	8	5	4	Trailed by 8 (13:49 - 1st)
* at -/rv Temple	2/5/23	21	16	8	14	34	14	10	3	15	44	Trailed by 6 (1:47 - 1st)
* TULSA	2/8/23	8	5	18	3	30	18	11	8	31	4	Trailed by 3 (16:40 - 1st)
* at SMU	2/16/23	9	2	8	9	26	30	9	9	14	2	Trailed by 4 (18:00 - 1st)
* MEMPHIS	2/19/23	22	8	4	9	38	32	17	9	12	17	---
* TULANE	2/22/23	22	9	15	6	42	20	21	9	9	1	Trailed by 3 (18:53 - 1st)
* at East Carolina	2/25/23	6	10	19	8	40	14	4	9	6	3	---
* WICHITA STATE	3/2/23	17	4	15	7	32	28	10	9	28	5	Trailed by 8 (8:53 - 1st)
* at Memphis	3/5/23	17	22	13	6	24	22	10	10	11	14	Trailed by 5 (8:31 - 2nd)
vs. (9) East Carolina	3/10/23	19	6	5	4	10	24	8	7	9	7	Trailed by 4 (16:05 - 1st)
vs. (4) Cincinnati	3/11/23	9	6	13	4	38	12	6	18	12	12	---
vs. (2) Memphis	3/12/23	15	15	17	13	22	40	8	15	5	15	---
vs. (16) Northern Kentucky	3/16/23	6	13	10	21	32	22	4	11	14	3	Trailed by 3 (12:29 - 1st)
vs. (9) Auburn	3/18/23	10	6	19	10	28	30	15	6	10	16	Trailed by 10 (0:33 - 1st)
vs. #16/15 (5) Miami (Fla.)	3/24/23	4	15	10	9	22	32	7	15	14	7	---
Totals		622	350	527	313	1,222	842	406	260	625	464	
Averages		16.8	9.5	14.2	8.5	33.0	22.8	11.0	7.0	16.9	12.5	

DEPARTED STUDENT-ATHLETES


#4 DARIUS BOWSER

Center
6-9 • 230 • Squad
Gaffney, S.C.
Gaffney
'22 graduate of Charleston Southern
Human Resource Development –
Graduate School

CAREER HIGHS
Points

14, at USC Upstate (1/22/22)

Field Goals Made

5, at Presbyterian (2/22/21)
 5, at Campbell (1/30/21)

Field Goal Attempts

7, at Campbell (1/30/21)

3-Point Field Goals Made

None

3-Point Field Goal Attempts

1, at High Point (2/11/21)
 1, at Florida (11/9/18)

Free Throws Made

8, at USC Upstate (1/12/22)

Free Throw Attempts

10, at USC Upstate (1/12/22)

Rebounds

9, vs. Longwood (2/19/21)
 9, vs. Delaware State (11/24/19)

Offensive Rebounds

6, vs. Winthrop (1/15/22)
 6, vs. Trinity Baptist (11/19/18)

Defensive Rebounds

7, vs. Longwood (2/19/21)
 7, vs. Delaware State (11/24/19)

Assists

3, at Gardner-Webb (1/25/21)
 3, at Gardner-Webb (1/25/20)

Steals

1, done 17 times; Most recently
 at Presbyterian (2/23/22)

Blocked Shots

3, vs. Hampton (1/29/22)
 3, vs. High Point (1/19/22)
 3, vs. Longwood (2/18/21)

Minutes Played

31, at Presbyterian (2/22/21)

Accomplished at Charleston Southern

HONORS

• 2022-23 NABC Honors Court

GRADUATE (2022-23)

Competed in six games with one start... Made his Houston debut in home win over Texas Southern in finale of Cougar Classic inside the Fertitta Center (11/16)... Grabbed a defensive rebound in home win over SMU (1/5)... Made the first start of his Houston career on Senior Night vs. Wichita State... Grabbed a rebound against the Shockers (3/2).

SENIOR (2021-22 at Charleston Southern)

Competed in 29 games with 23 starts... Averaged 5.0 points, 2.9 rebounds and a team-high 0.7 blocked shots per game... Posted

two points with two rebounds, two assists and three blocked shots against Hampton (1/29)... Scored season-high 14 points, thanks to 8-of-10 free throw shooting, with seven rebounds, including five offensive boards at USC Upstate (1/22)... Finished with six points and eight rebounds, including six offensive, against Winthrop (1/15)... Posted 10 points with a on 3-of-4 shooting from field and 4-of-4 shooting from free throw line with rebound and assist at Georgia Tech (11/22)... Finished with eight points on 4-of-5 shooting with five rebounds at Wake Forest (11/17).

JUNIOR (2020-21 at Charleston Southern)

Played in 19 games starting 11 with a career-best 16.4 minutes per game... Set career-highs across the board including points per game (4.2), rebounds per game (3.3), steals, and free throws made... Scored a career-high 13 points at Campbell (1/30)... Matched it in season finale at Presbyterian (2/22)... Tied career-highs in single game rebounds (9), assists (3), minutes (31) and field goals made (5)... Set career-high with 3 blocks against Longwood (2/19)... In a shortened season, had 79 points, 62 rebounds and nine blocks shooting .574 (27-of-47) from the floor... Season-best 5-of-5 from the floor in an OT win at Presbyterian playing a career-high 31 minutes... Season-high nine rebounds against Longwood (2/19)... Season-best four free throws made vs. Carver (12/8) and High Point (2/11).

BOWSER'S 2022-23 GAME-BY-GAME (6-0 • 4-0 American)

Date	Opponent	GS	Min	FG-A	3FG-FGA	FT-FTA	OR-DR	Tot	PF	A	TO	Blk	Stl	Pts
11/7/22	NORTHERN COLORADO			DNP – Coach's Decision										
11/11/22	vs. Saint Joseph's			DNP – Coach's Decision										
11/14/22	ORAL ROBERTS			DNP – Coach's Decision										
11/16/22	TEXAS SOUTHERN	3:36	0-0	0-0	0-0	0-0	0-0	0	0	0	0	0	0	0
11/20/22	at Oregon			DNP – Coach's Decision										
11/26/22	KENT STATE			DNP – Injury										
11/29/22	NORFOLK STATE			DNP – Injury										
12/3/22	vs. –/rv Saint Mary's (Calif.)			DNP – Injury										
12/6/22	NORTH FLORIDA			DNP – Injury										
12/10/22	#8/10 ALABAMA			DNP – Injury										
12/13/22	NORTH CAROLINA A&T			DNP – Injury										
12/17/22	at #2/2 Virginia			DNP – Injury										
12/21/22	McNEESE			DNP – Injury										
12/28/22	* at Tulsa			DNP – Injury										
12/31/22	* UCF			DNP – Injury										
1/5/23	* SMU	3:42	0-0	0-0	0-0	0-0	0-1	1	0	0	0	0	0	0
1/8/23	* at Cincinnati			DNP – Coach's Decision										
1/11/23	* SOUTH FLORIDA			DNP – Unavailable										
1/17/23	* at Tulane			DNP – Coach's Decision										
1/22/23	* TEMPLE			DNP – Coach's Decision										
1/25/23	* at UCF			DNP – Coach's Decision										
1/28/23	* CINCINNATI			DNP – Coach's Decision										
2/2/23	* at Wichita State			DNP – Coach's Decision										
2/5/23	* at Temple			DNP – Coach's Decision										
2/8/23	* TULSA	3:21	0-0	0-0	0-0	0-0	0-0	0	0	0	0	0	0	0
2/16/23	* at SMU			DNP – Coach's Decision										
2/19/23	* MEMPHIS			DNP – Coach's Decision										
2/22/23	* TULANE			DNP – Coach's Decision										
2/25/23	* at East Carolina		0:13	0-0	0-0	0-0	0-0	0	0	0	0	0	0	0
3/2/23	* WICHITA STATE	*	2:59	0-0	0-0	0-0	0-1	1	0	0	0	0	0	0
3/5/23	* at Memphis			DNP – Coach's Decision										
3/10/23	vs. (9) East Carolina			DNP – Coach's Decision										
3/11/23	vs. (4) Cincinnati		1:31	0-0	0-0	0-0	0-0	0	0	0	0	0	0	0
3/12/23	vs. (2) Memphis			DNP – Coach's Decision										
3/16/23	vs. (16) Northern Kentucky			DNP – Coach's Decision										
3/18/23	vs. (9) Auburn			DNP – Coach's Decision										
3/24/23	vs. #16/15 (5) Miami (Fla.)			DNP – Coach's Decision										

DEPARTED STUDENT-ATHLETES

SOPHOMORE (2019-20 at Charleston Southern)

Lined up in 29 games, earning eight starts for the Buccaneers... Finished the season with 87 points, averaging 3.0 points per game... Was 34-of-60 from the floor (56.7 FG%) and 19-of-27 from the free throw line (70.4 FT%)... Finished with 89 rebounds (33 offensive, 56 defensive) in averaging 3.1 rebounds per game... Recorded 12 assists and two blocked shots... Scored a season-high six points four times – Longwood (1/8), UNC Asheville (1/11), Gardner-Webb (1/25) and Longwood (2/6)... Season-best 4-of-4 from the free throw line versus Longwood (1/8)... Career-high nine rebounds vs. Delaware State (11/24) in a 71-61 win... Played 445 minutes for an average of 15.3 per game with season-high 27 twice – at Gardner-Webb (1/25) and at Radford (3/5).

FRESHMAN (2018-19 at Charleston Southern)

Lined up in 30 games, earning 10 starts for the Buccaneers... Finished the season with 63 points, averaging 2.1 points per game... Was 29-of-48 from the floor (60.4 FG%)... Finished with 57 rebounds (30 offensive, 27 defensive) in averaging 1.9 rebounds per game... Recorded six assists, 11 blocked shots, and three steals... Scored a career-high eight points on 4-of-6 shooting against Trinity Baptist (11/19)... Scored six points on two different occasions against Furman (12/11) and Piedmont International (12/30)... Pulled down at least five rebounds on three different occasions... Season-high eight rebounds (six offensive, two defensive) against Trinity Baptist (11/19).

HIGH SCHOOL

Starred at Gaffney High School... Named to North-South All-Star Game as a senior... As a junior, led Gaffney to 21 wins and a semifinal appearance in the state playoffs.

PERSONAL

Full name is Sadarius Eugene Bowser... Name is pronounced Suh-Dare-E-Us Bow (as in now)-Zur... Born in Gaffney, S.C.... Son of Erica and Jay Bowser... Has two brothers, Zechariah and Zephaniah... Graduated from Charleston Southern in May 2022 with bachelor's degree in public health... Studied human resource development in graduate school at UH during 2022-23 season.



DEPARTED STUDENT-ATHLETES

BOWSER'S 2021-22 GAME-BY-GAME at CHARLESTON SOUTHERN (6-23 - 1-15 Big South)

Table with columns: Opponent, GS, Min, FG-A, 3FG-A, FT-A, O-D-T, PF, A, TO, Blk, Stl, Pts. Rows include Johnson & Wales, Bob Jones, Gardner-Webb, Winthrop, High Point, Presbyterian, Hampton, Longwood, Toocoo Falls, UNC Asheville, USC Upstate.

BOWSER'S 2019-20 GAME-BY-GAME at CHARLESTON SOUTHERN (12-17 - 7-11 Big South)

Table with columns: Opponent, GS, Min, FG-A, 3FG-A, FT-A, O-D-T, PF, A, TO, Blk, Stl, Pts. Rows include Columbia Int'l, Furman, USC Upstate, Longwood, UNC Asheville, Gardner-Webb, Winthrop, Hampton, High Point, Campbell, Gardner-Webb, Presbyterian, Radford.

BOWSER'S 2020-21 GAME-BY-GAME at CHARLESTON SOUTHERN (3-16 - 2-13 Big South)

Table with columns: Opponent, GS, Min, FG-A, 3FG-A, FT-A, O-D-T, PF, A, TO, Blk, Stl, Pts. Rows include NC State, Eastern Kentucky, North Carolina A&T, Carver, Hampton, Winthrop, Radford, UNC Asheville, Gardner-Webb, Campbell, High Point, Longwood.

BOWSER'S 2018-19 GAME-BY-GAME at CHARLESTON SOUTHERN (15-15 - 8-7 Big South)

Table with columns: Opponent, GS, Min, FG-A, 3FG-A, FT-A, O-D-T, PF, A, TO, Blk, Stl, Pts. Rows include Columbia Int'l, South Carolina St., Trinity Baptist, Coppin State, North Florida, Johnson & Wales, Piedmont Int'l, USC Upstate, Winthrop, UNC Asheville, Gardner-Webb, Presbyterian, Radford, USC Upstate, Winthrop, vs. Radford, Florida Atlantic.

2022-23 REVIEW

BOWSER'S CAREER STATISTICS

Table with columns: Year, W-L, GP-GS, MP, FG-FGA, Pct, 3P-A, Pct, FT-FTA, Pct, Off-Def, Reb - Avg, PF-DQ, Ast, TO, Blk, Stl, Pts - Avg. Rows for 2018-19, 2019-20, 2020-21, 2021-22, and CSU Totals.

BOWSER'S CAREER STATISTICS - CONFERENCE ONLY

Table with columns: Year, W-L, GP-GS, MP, FG-FGA, Pct, 3P-A, Pct, FT-FTA, Pct, Off-Def, Reb - Avg, PF-DQ, Ast, TO, Blk, Stl, Pts - Avg. Rows for 2018-19, 2019-20, 2020-21, 2021-22, and Totals.

DARIUS BOWSER



DEPARTED STUDENT-ATHLETES


#32

REGGIE CHANEY

Forward
6-8 • 230 • Three Letters
Tulsa, Okla. (Findlay Prep [Henderson, Nev.]
Arkansas
'23 UH Graduate – Liberal Studies
CAREER HIGHS
Points

18, vs. Alcorn State (12/20/20)

Field Goals Made

 7, at Providence (3/19/19)
 6, vs. Temple (12/22/20)
 6, vs. Alcorn State (12/20/20)

Field Goal Attempts

 12, at Missouri (2/8/20)
 8, vs. Temple (12/22/20)
 8, vs. Alcorn State (12/20/20)

3-Point Field Goals Made

None

3-Point Field Goal Attempts

None

Free Throws Made

 6, at Tulsa (1/15/22)
 6, vs. Alcorn State (12/20/20)

Free Throw Attempts

9, vs. Alcorn State (12/20/20)

Rebounds

 11, at Missouri (2/8/20)
 11, at Alabama (2/1/20)
 11, vs. Northern Kentucky (11/30/18)
 7, vs. East Carolina (3/10/23)
 7, vs. #8/10 Alabama (12/10/22)
 7, vs. Cleveland State (3/19/21)

Offensive Rebounds

 6, at Missouri (2/8/20)
 5, vs. Wisconsin (11/23/21)
 5, vs. Cleveland State (3/19/21)

Defensive Rebounds

 9, Northern Kentucky (2019-20)
 6, vs. East Carolina (3/10/23)

Assists

 4, vs. Northern Kentucky (11/30/19)
 3, vs. Tulsa (2/2/22)

Steals

 4, done three times; Most recently
 vs. Texas Southern (11/19/19)
 3, vs. Kent State (3/26/22)
 3, vs. Rutgers (3/21/21)

Blocked Shots

 7, at Providence (3/19/19)
 5, vs. Tulane (2/2/22)

Minutes Played

 36, at Missouri (2/8/20)
 21:48, at Wichita State (2/2/23)

Accomplished at Arkansas
HONORS
•2022-23 American Athletic Conference Sixth Man of the Year
SUPER SENIOR (2022-23)

Competed in 35 games with one start... Averaged 3.0 points, 2.7 rebounds and 0.7 steals per game... Made his season debut in season-opening win vs. Northern Colorado... Finished with four points, three rebounds and a steal against the Bears (11/7)... Scored four points with four wins in win over Saint Joseph's at Veterans Classic in Annapolis, Md. (11/11)... Grabbed three rebounds and posted three steals in win over Kent State (11/26)... Blocked two shots in home win over Norfolk State (11/29)... Scored eight points with four rebounds, including three offensive boards, and blocked a layup late to seal the win over -/rv Saint Mary's (Calif.) at The Battleground 2K22... Totaled four points with six rebounds, including four offensive boards, in home win over North Florida (12/6/22)... Finished with eight points and seven rebounds, including four offensive, with a pair of steals in home loss to #8/10 Alabama (12/10)... Finished with six points on 3-of-5 shooting in road win at Tulsa (12/28)... Grabbed four rebounds, including two offensive, in seven minutes in home win over Cincinnati (1/28)... Tied for team lead with six rebounds and topped Cougars with four offensive boards in road win at Wichita State (2/2)... Posted four points with six rebounds, including four offensive boards, and added two steals and a blocked shot in home win over Tulane (2/22). **The American Championship:** Grabbed seven rebounds in Quarterfinal win over Cincinnati (3/10). **NCAA Tournament:** Scored six points and grabbed five rebounds against #16/15 Miami (Fla.) (3/24).

SENIOR (2021-22)

Battled through a tendon injury on his left hand throughout the year... Played in 37 games with starts in each of the first 10 games of the season... Made his season debut in Houston's overtime win over Hofstra in season opener inside the Fertitta Center... Finished with five points and three rebounds against the Pride (11/9)... Scored seven points on 3-of-4 shooting from the field and grabbed five rebounds against Wisconsin in Maui Jim Maui Invitational Semifinals... Finished with seven points and five rebounds in win over rv/#23 Oregon in Maui Jim Maui Invitational Third-Place game (11/24)... Totaled six points on 3-of-4 shooting from the field with three rebounds and a steal in win over Alcorn State (12/6)... Buried four straight free throws in the final nine minutes and grabbed three rebounds in American Athletic Conference-opening win at Temple (1/2)... Posted four points with five rebounds in win at South Florida (1/5)... Finished with 10 points, thanks to 6-of-6 shooting from the free throw line, in road win at Tulsa (1/15)... Scored nine points with three rebounds and an assist in home win over East Carolina (1/22)... Totaled six rebounds with three assists and a game-high five blocked shots in

win over Tulane (2/2)... Scored 10 points, thanks to 4-of-5 shooting from the field, and grabbed three rebounds with an assist and steal in win at Cincinnati (2/6). **The American Championship:** Scored five points and grabbed two rebounds in Semifinal win over Tulane (3/12)... Grabbed six rebounds, including three offensive, with two blocks in Second-Round win over No. 19/16 Illinois (3/20). **NCAA Tournament:** Posted six points with three offensive rebounds in Sweet 16 win over #2/2 Arizona (3/24).

JUNIOR (2020-21)

One of only two players to compete in every game... Received a waiver from NCAA in September 2020 to compete immediately... Made his Houston debut in season opener against Lamar... Finished with two points and five rebounds against the Cardinals (11/25)... Made first start of his Houston career against Alcorn State... Posted career-high 18 points with six rebounds and two blocked shots in win over Braves (12/20)... Finished with 13 points on 6-of-8 shooting and grabbed three rebounds in American Athletic Conference opening win over Temple (12/22)... Recorded five points with four rebounds, including three offensive, and added a pair of steals in win at SMU (1/3)... Scored eight points and grabbed four rebounds in win at Tulane (1/28)... Finished with 10 points and grabbed five rebounds, including three offensive, with two assists in win over SMU (1/31)... Scored six points and grabbed six rebounds at ECU (2/3)... Posted six points with six rebounds and a blocked shot in win at USF (2/10)... Finished with eight points, three rebounds, two assists and two blocked shots in win over USF (2/28). **The American Championship:** Posted two steals and three rebounds in Title Game win over Cincinnati (3/14). **NCAA Tournament:** Scored six points and grabbed seven rebounds, including five offensive, in First-Round win over Cleveland State (3/19)... Led all players with three steals in Second-Round win over Rutgers (3/21)... Scored five points with five rebounds, including three offensive, in NCAA Elite Eight win over Oregon State (3/29).

PRE-HOUSTON

Had a blocked shot in 34 of his 63 career games, including nine with at least 3 rejections (3 in 2019-20), at Arkansas. **Sophomore (2019-20):** Missed the first three games... In his debut (vs. Texas Southern) tied career high with four steals in 19 minutes... Was 3-of-4 from the field for six points with two rebounds and a blocked shot... Was 3-of-3 from the field — all dunks — vs. South Dakota while adding three blocked shots... Posted career highs in rebounds (11) and assists (5) vs. Northern Kentucky... Blocked three shots and had six rebounds in 13 minutes at Western Kentucky... Led the team with seven rebounds vs. Tulsa... Scored six points with four rebounds at Indiana... Played a near-perfect game vs. Vanderbilt (1/15)... Was 6-of-6 from the field (including two dunks) and 2-of-2 at the free throw line... Tied a then career-high with 14 points — was also his most in an SEC game and added three rebounds and two assists... Was 4-of-5 from the field at Mississippi State in scoring eight points with two rebounds, a blocked shot and a steal... Got his first start of the season vs. TCU... Drained three field goals on consecutive trips as Arkansas went from a 3-point lead to a 9-point lead... Pulled down a then SEC career-high seven rebounds vs. South Carolina only to get 11 boards, tying overall career-high, in the next game at Alabama... Added two blocked shots at Alabama and was a career-best 4-of-5 at the free throw line... Scored four in a 6-0 as Hogs went from down one to up five... Spurred an 11-1 run in final four minutes, blocked a shot and grabbed rebound as the Hogs went from down one to up seven... Had his best-game at Missouri with a career-high 17 points (6-of-12 FG & 5-of-7 FT) while tying his career-high with 11 rebounds... Had a career-high six offensive boards... Played a career-high 36 minutes...

2022-23 REVIEW



DEPARTED STUDENT-ATHLETES

Added two blocks, two steals and team-best six deflections... Was 4-of-4 from the field at Tennessee and made 2-of-3 at the line for 10 points... Added six boards and two assists... Very steady in the SEC Tournament win over Vanderbilt... Was 2-of-2 from the field with five rebounds and three blocked shots. **Freshman (2018-19):** Played all 34 games and earned starts vs. Texas State and at Ole Miss... Was third on the team in rebounding (top off the bench) and ranked second on the team with 115 deflections... Had a team season-high 10 deflections twice (at Providence and vs. UTSA)... Ranked 13th in the SEC with 46 total blocked shots... Blocked a shot in 15 straight games (Games 2-16)... Had a career-high seven blocked shots at Providence and five blocked shots in win over Georgia... Blocked three shots in a game on four other occasions and had at least one blocked shot in 25 of 34 games... Battled foul trouble vs. Texas in his collegiate debut, but still pulled down five rebounds and had a steal in just 11 minutes... Was productive in his 13 minutes vs. Indiana, getting four points, three rebounds and three blocked shots... Led the team with a season-best eight rebounds vs. UT Arlington.. Matched that total at Colorado State... Stepped up and played a key role in the Razorbacks maintaining the lead at Colorado State... Had nine points and five rebounds in the half and finished with a season-best 11 points while tying his season-best with eight rebounds... Was impressive vs. UTSA... Set or tied career highs in minutes (28), points (11 – tied), assists (4), steals (4) and blocked shots (3 – tied)... Added five rebounds and 10 deflections... Went 5-of-5 from the field with two steals, three blocked shots and two assists against UTSA... Backed that up vs. Georgia Tech by playing 27 minutes... Earned first career start vs. Texas State... Scored seven points (3-of-4 FG and 1-1 FT) and pulled down six rebounds while adding two blocked shots... Scored a career-high 12 points, making career-best 6-of-9 shots from the field vs. Austin Peay... Played perhaps his best game in the overtime loss to LSU... Tied then career-highs with 12 points and four steals, adding five rebounds and two blocked shots... Followed that by scoring 11 at #3 Tennessee (5-of-7 FG) with six rebounds (five offensive) in

20 minutes... Spurred a run in the first half (two layups and a steal) to get the team going in win over Missouri... Finished with six points, six rebounds, two steals and tied a career high with four assists... Blocked a then career-high five shots in the win over Georgia as the team had 14 (most ever by the hogs in SEC game)... Tied for the team lead in rebounds (6) and had two assists... Scored eight at Kentucky, including an ally-ooop, fast-break dunk he started with a steal... Played a key role in Arkansas' one-point halftime lead... In the Ole Miss win, had a dunk but added two assists, two rebounds, a steal and four deflections... Scored a career-high 14 at Providence,... Made a career-best 7-of-9 from the field with a career-high seven blocked shots and 28 minutes... Tied career-high with 10 deflections, adding five rebounds and two assists.

HIGH SCHOOL

Rated No. 3 overall prospect from the state of Texas and as the No. 29 power forward in the country by *247Sports*... Named to the *USA TODAY* All-Nevada Second Team... As a senior, contributed 13.8 points, 7.3 rebounds and 1.3 steals and led his squad to a 32-5 mark... During his junior year at Frisco Liberty (Texas) HS, put up 11.2 points, 7.3 rebounds and 1.6 blocks, helping team to a 33-4 record... Spent his offseason on the summer ball circuit as a member of RM5 Elite in the Nike EYBL league... Averaged 11.4 points and 7.3 rebounds while shooting 63 percent from the floor in the summer of 2017.

PERSONAL

Full name is Reginald Eugene Chaney... Born in Tulsa, Okla... Son of Chandra Chaney and Reggie Lee... Has two sisters, Aubrey Lee and Damia Chaney, and one brother, Carter Lee... Received his bachelor's degree in liberal studies in May 2023... Passed away unexpectedly in August 2023

CHANEY'S 2022-23 GAME-BY-GAME (31-4 • 15-1 American)

Date	Opponent	GS	Min	FG-A	3FG-FGA	FT-FTA	OR-DR	Tot	PF	A	TO	Blk	Stl	Pts
NORTHERN COLORADO	11/7/22		10:46	2-4	0-0	0-1	1-2	3	1	0	1	0	1	4
vs. Saint Joseph's	11/11/22		13:34	2-2	0-0	0-2	1-3	4	3	0	1	1	0	4
ORAL ROBERTS	11/14/22		14:18	1-1	0-0	0-0	2-2	4	2	1	0	1	0	3
TEXAS SOUTHERN	11/16/22		6:23	0-2	0-0	0-0	0-0	0	2	0	0	0	2	0
at rv/rv Oregon	11/20/22		15:59	0-2	0-0	0-0	0-0	0	2	0	0	0	1	0
KENT STATE	11/26/22		17:47	2-4	0-0	0-0	2-1	3	1	0	4	0	3	4
NORFOLK STATE	11/29/22		10:21	1-1	0-0	0-0	1-0	1	0	0	0	2	1	2
vs. –/rv Saint Mary's (Calif.)	12/3/22		22:59	3-3	0-0	2-2	3-1	4	1	1	0	1	1	8
NORTH FLORIDA	12/6/22		12:11	2-4	0-0	0-0	4-2	6	2	1	1	0	0	4
#8/10 ALABAMA	12/10/22		22:41	3-5	0-0	2-7	4-3	7	1	0	2	0	2	8
NORTH CAROLINA A&T	12/13/22		8:11	1-1	0-0	2-2	1-1	2	3	0	0	0	0	4
at #2/2 Virginia	12/17/22		16:18	1-1	0-0	0-0	3-2	5	5	2	1	2	0	2
MCNEESE	12/21/22			DNP – Illness										
* at Tulsa	12/28/22		17:02	3-5	0-0	0-0	0-0	0	3	1	0	0	1	6
* UCF	12/31/22		9:07	0-1	0-0	0-0	0-1	1	2	0	0	0	1	0
* SMU	1/5/23		9:29	0-0	0-0	0-0	1-2	3	1	1	1	1	0	0
* at Cincinnati	1/8/23		6:27	0-0	0-0	0-0	0-0	0	1	0	0	0	0	0
* SOUTH FLORIDA	1/11/23		18:34	1-3	0-0	0-1	3-1	4	3	0	0	1	0	2
* at Tulane	1/17/23		12:15	0-0	0-0	0-0	0-1	1	1	1	0	1	0	0
* TEMPLE	1/22/23		14:47	1-1	0-0	0-2	2-1	3	2	1	0	0	0	2
* at UCF	1/25/23			DNP – Personal Reasons										
* CINCINNATI	1/28/23		6:58	0-1	0-0	0-0	2-2	4	0	0	1	0	0	0
* at Wichita State	2/2/23		21:48	1-1	0-0	0-0	4-2	6	5	1	1	0	0	2
* at Temple	2/5/23		16:34	3-3	0-0	0-0	1-2	3	5	1	1	0	0	6
* TULSA	2/8/23		9:23	1-1	0-0	0-0	0-1	1	2	0	0	0	0	2
* at SMU	2/16/23		18:12	2-2	0-0	0-2	0-2	2	1	1	0	0	2	4
* MEMPHIS	2/19/23		13:02	1-2	0-0	2-2	0-0	0	1	0	0	0	2	4
* TULANE	2/22/23		14:26	2-4	0-0	0-2	4-2	6	3	0	2	1	2	4
* at East Carolina	2/25/23		7:29	1-2	0-0	1-1	0-0	0	1	0	0	0	0	3
* WICHITA STATE	3/2/23	*	14:03	2-2	0-0	0-0	0-0	0	3	0	1	0	2	4
* at Memphis	3/5/23		10:49	2-3	0-0	0-0	1-2	3	4	0	0	0	0	4
vs. (9) East Carolina	3/10/23		16:04	0-0	0-0	2-3	1-6	7	3	0	1	1	0	2
vs. (4) Cincinnati	3/11/23		9:52	2-2	0-0	0-1	1-1	2	4	0	0	0	2	4
vs. (2) Memphis	3/12/23		12:01	1-1	0-0	0-0	0-1	1	1	0	0	0	0	2
vs. (16) Northern Kentucky	3/16/23		8:53	1-1	0-0	0-0	1-2	3	1	0	1	0	0	2
vs. (9) Auburn	3/18/23		15:10	1-1	0-0	1-2	0-1	1	2	0	0	0	0	3
vs. #16/15 (5) Miami (Fla.)	3/24/23		16:52	2-2	0-0	2-2	2-3	5	2	0	0	0	0	6



DEPARTED STUDENT-ATHLETES

CHANEY's 2021-22 GAME-BY-GAME (31-6 • 15-3 American)

Table with columns: Opponent, GS, Min, FG-A, 3FG-A, FT-A, O-D-T, PF, A, TO, Blk, Stl, Pts. Rows include HOUSTON, RICE, vs. #25 VIRGINIA, vs. Butler, vs. Wisconsin, vs. #23 Oregon, NORTHWESTERN ST., BRYANT, ALCORN STATE, LOUISIANA, TEXAS STATE, CINCINNATI, MEMPHIS, UCF, vs. Oklahoma State, vs. Wichita State, vs. Tulsa, vs. #19/16 Illinois, vs. #2/2 Arizona, vs. #6/5 Villanova.

CHANEY'S 2019-20 GAME-BY-GAME (17-12 • 7-11 SEC • at Arkansas)

Table with columns: Opponent, GS, Min, FG-A, 3FG-A, FT-A, O-D-T, PF, A, TO, Blk, Stl, Pts. Rows include RICE, NORTH TEXAS, MONTANA, TEXAS SOUTHERN, SOUTH DAKOTA, NORTHERN KENTUCKY, AUSTIN PEAY, TULSA, TEXAS A&M, VANDERBILT, KENTUCKY, TCU, SOUTH CAROLINA, AUBURN, MISSISSIPPI STATE, MISSOURI, TENNESSEE, LSU, vs. Texas A&M, vs. Vanderbilt.

CHANEY's 2020-21 GAME-BY-GAME (28-4 • 14-3 American)

Table with columns: Opponent, GS, Min, FG-A, 3FG-A, FT-A, O-D-T, PF, A, TO, Blk, Stl, Pts. Rows include LAMAR, BOISE STATE, vs. #14/13 Texas Tech, SOUTH CAROLINA, SAM HOUSTON STATE, RICE, ALCORN STATE, TEMPLE, vs. UCF, vs. Tulsa, vs. #17/16 SMU, WICHITA STATE, TULANE, UCF, vs. Tulsa, vs. #15/14 WKU, vs. #18/12 USF, MEMPHIS, vs. Tulane, vs. Memphis, vs. Cincinnati, vs. Cleveland State, vs. Rutgers, vs. Syracuse, vs. Oregon State, #3/3 Baylor.

CHANEY'S 2018-19 GAME-BY-GAME (18-16 • 8-10 SEC • at Arkansas)

Table with columns: Opponent, GS, Min, FG-A, 3FG-A, FT-A, O-D-T, PF, A, TO, Blk, Stl, Pts. Rows include vs. Texas, UC DAVIS, INDIANA, MONTANA STATE, UT ARLINGTON, FIU, at Colorado State, WKU, vs. UTSA, GEORGIA TECH, TEXAS STATE, AUSTIN PEAY, FLORIDA, LSU, vs. Tennessee, vs. Mississippi, MISSOURI, vs. Texas Tech, GEORGIA, vs. LSU, VANDERBILT, vs. South Carolina, vs. Missouri, MISSISSIPPI STATE, vs. Auburn, TEXAS A&M, vs. Kentucky, MISSISSIPPI, vs. Vanderbilt, ALABAMA, vs. Florida, at Providence, at Indiana.

CHANEY's CAREER STATISTICS

Table with columns: Year, W-L, GP-GS, MP, FG-FGA, Pct, 3P-A, Pct, FT-FTA, Pct, Off-Def, Reb - Avg, PF-DQ, Ast, TO, Blk, Stl, Pts - Avg. Rows include 2018-19 (at Ark.), 2019-20 (at Ark.), 2020-21, 2021-22, 2022-23, UH Totals, Arkansas Totals, Totals.

CHANEY's CAREER STATISTICS • CONFERENCE ONLY

Table with columns: Year, W-L, GP-GS, MP, FG-FGA, Pct, 3P-A, Pct, FT-FTA, Pct, Off-Def, Reb - Avg, PF-DQ, Ast, TO, Blk, Stl, Pts - Avg. Rows include 2018-19 (SEC), 2019-20 (SEC), 2020-21 (AAC), 2021-22 (AAC), 2022-23 (AAC), AAC Totals, SEC Totals, Totals.

2022-23 REVIEW



REGGIE CHANEY
2023 University of Houston graduate
2022-23 American Athletic Conference Sixth Man of the Year

DEPARTED STUDENT-ATHLETES


#0

MARCUS SASSER

Guard
6-2 • 195 • Four Letters
Dallas, Texas (Red Oak HS)
'23 UH Graduate – Health Promotions
CAREER HIGHS
Points

28, vs. Tulane (1/9/21)

Field Goals Made

10, vs. Tulane (1/9/21)

Field Goal Attempts

19, vs. Oregon State (3/29/21)

3-Point Field Goals Made

8, vs. Tulane (1/9/21)

3-Point Field Goal Attempts

15, vs. Tulane (1/9/21)

Free Throws Made

5, done four times; Most recently vs. Oregon State (3/29/21)

Free Throw Attempts

 6, vs. Oregon State (3/29/21)
 6, vs. Wichita State (1/6/21)
 6, at Tulsa (12/29/20)

Rebounds

 6, vs. Rutgers (3/21/21)
 6, vs. Cincinnati (3/1/20)
 6, at Memphis (2/22/20)

Assists

 7, vs. USF (2/28/21)
 7, at USF (2/10/21)

Steals

4, vs. Syracuse (3/27/21)

Blocked Shots

1, done four times; Most recently vs. rv–WKU (2/25/21)

Minutes Played

39:16, at East Carolina (2/3/21)

HONORS

- **2022-23 Jerry West Shooting Guard of the Year Award**
- **2022-23 All-America First Team (Associated Press)**
- **2022-23 All-America First Team (USBWA)**
- **2022-23 All-America First Team (NABC)**
- **2022-23 All-America Second Team (Field of 68)**
- **2022-23 All-America Second Team (Sporting News)**
- **2022-23 All-America Second Team (Stadium)**
- **2022-23 American Athletic Conference Player of the Year**
- **2022-23 USBWA District VII Player of the Year**
- **2022-23 NABC All-District 24 First Team**
- **2022-23 USBWA All-District VII Team**
- **2020-21 USBWA All-District 24 First Team**
- **2022-23 All-American Athletic Conference (unanimous)**
- **2020-21 All-American Athletic Conference Second Team**
- **2022-23 Lute Olson Award Finalist**
- **2022-23 Lefty Driesell Award Finalist**
- **2022-23 Jersey Mike's Naismith Player of the Year Semifinalist**
- **2022-23 Naismith Defensive Player of the Year Semifinalist**
- **2022-23 Cougar Classic Most Valuable Player**
- **2022-23 Houston Sports Awards College Athlete of the Year**
- **2019-20 American Athletic Conference All-Freshman Team**
- **The American Player of the Week (Nov. 21, 2022)**
- **The American Player of the Week (Nov. 15, 2021)**
- **The American Player of the Week (Jan. 11, 2021)**
- **The American Player of the Week (Nov. 30, 2020)**
- **The American Freshman of the Week (March 2, 2020)**
- **The American Honor Roll (Feb. 13, 2023)**
- **The American Honor Roll (Jan. 16, 2023)**
- **The American Honor Roll (Jan. 9, 2023)**
- **The American Honor Roll (Dec. 19, 2022)**
- **The American Honor Roll (Dec. 13, 2021)**
- **The American Honor Roll (Dec. 6, 2021)**
- **The American Honor Roll (Nov. 22, 2021)**
- **2020-21 American Athletic Conference All-Academic Team**

SENIOR (2022-23)

First Houston Consensus First-Team All-American since Hakeem Olajuwon in 1984... Became the 50th Cougar to reach 1,000 career points and finished 15th in Houston history with 1,458 points... Became the seventh Cougar to sink 200+ 3-pointers and set the career record with 276 treys in 748 attempts... Led Houston and ranked ninth in The American with 16.8 points per game... Topped the Cougars and ranked fifth in The American with an 84.8 field goal percentage... Stood second on the team and 14th in the league with 3.1 assists per game... Led Houston and ranked eighth in the league with a 38.4 3-point field goal percentage... Finished fourth in the league with 2.7 treys per game... Finished second among the Cougars and seventh in the league with 1.61 steals per contest... Ranked second on the team and fifth in The American with a 1.95 assist-turnover ratio... Was one of 40 invitees to Formula Zero camp hosted by Damian Lillard and won the 3-Point championship during the summer (8/3-7)... Led all players with 21 points on 7-of-14 shooting from the field, including 4-of-8 from behind the 3-point line... Added a game-high four steals with three assists against the Bears (11/7)... Finished with 19 points

and grabbed seven rebounds with an assist, steal and block in home win over Oral Roberts during first game of Cougar Classic (11/14)... Led all players with 20 points and grabbed five rebounds with a game-high-tying six assists and two steals against Texas Southern in the finale of the Cougar Classic... Honored as the event's Most Valuable Player (11/16)... Led Cougars with 16 points and added two rebounds with three steals in win at rv/rv Oregon (11/20)... Led all players with 19 points and grabbed five rebounds with two assists in home win over Kent State (11/26)... Topped all players with 25 points and seven 3-pointers in home win over Norfolk State (11/29)... Finished with 13 points, thanks to 5-of-5 shooting from the free throw line, and dished out a team-high four assists without a turnover in win over –/rv Saint Mary's (Calif.) at The Battleground 2K22 inside Dickies Arena in Fort Worth, Texas (12/3)... Scored 12 points on 5-of-7 shooting with two 3-pointers in home win over North Florida... Moved past 1,000 career points and reached 200 3-pointers with his totals against the Ospreys... Forced to leave to receive five stitches above his left eye following a collision in that game (12/6)... Tied for team lead with 17 points and added four rebounds with a pair of assists in home win over North Carolina A&T during Coaches vs. Racism HBCU Roundball Classic (12/13)... Posted 13 points with three 3-pointers, three assists and three steals in win at #2/2 Virginia (12/17)... Led all players with five 3-pointers and finished with 17 points in home win over McNeese (12/21)... Finished with 12 points and a game-high five assists in road win at Tulsa (12/28)... Scored 18 points with four rebounds, two assists and a team-high three steals in home win over UCF (12/31)... Scored 14 points, thanks to four 3-pointers, and tied his career high with seven assists in home win over SMU (1/5)... Finished with 16 points, six rebounds, two assists and a game-high five assists in road win at Cincinnati (1/8)... Led the Cougars with a career-high 31 points and four assists and added six 3-pointers in home win over South Florida (1/11)... Led Houston with 23 points on 8-of-13 shooting, including 7-of-12 from the 3-point line, in road win at Tulane... Also grabbed four rebounds with four assists, a steal and blocked shot against the Green Wave (1/17)... Finished with 12 points, three rebounds and game highs of five assists and four steals in home loss to Temple (1/22)... Posted 14 points on 4-of-7 shooting with three 3-pointers, and four assists in road win at UCF (1/25)... Tied for team lead with 15 points and grabbed five rebounds with three assists and a pair of steals in road win at Wichita State (2/2)... Finished with 13 points and dished out five assists with only one turnover in nearly 36 minutes in road win at Temple (2/5)... Led all players with 25 points on 10-of-17 shooting, including 5-of-10 from the 3-point line, and grabbed three rebounds with a pair of assists in home win over Tulsa (2/8)... Topped Houston with 20 points and four 3-pointers and grabbed four rebounds with four assists and two steals in road win at SMU (2/16)... Finished with 20 points in home win over Memphis (2/19)... Scored 22 points with four 3-pointers and grabbed five rebounds with a game-high-tying six assists in home win over Tulane (2/22)... Led all players with 22 points and drained three 3-pointers with five rebounds and three assists in road win at East Carolina (2/25)... Totaled 22 points with three 3-pointers and grabbed three rebounds for four assists and a pair of steals in Senior Night win over Wichita State in Fertitta Center... Tied Robert McKiver's career record with 261 3-pointers late in the second half against the Shockers (3/2). **The American Championship:** Led all players with 30 points and four 3-pointers in Quarterfinal win over East Carolina... Also grabbed five rebounds with two assists and a pair of steals against the Pirates (3/10). **NCAA Tournament:** Posted 22 points with a game-high five 3-pointers and added two assists in Round of 32 win over (9) Auburn (3/18)... Finished with 14 points and grabbed five rebounds with four assists in Sweet 16 loss to #16/15 (5) Miami (Fla.) (3/24).

JUNIOR (2021-22)

Led the Cougars with 17.7 points per game through the first 12 games before being sidelined for the remainder of the season with a left foot injury in late December... Made his season debut with a team-high 25 points in Houston's overtime win vs. Hofstra inside the Fertitta Center... Buried three 3-pointers and added four rebounds with three assists and two steals against the Pride (11/9)... Led all players with 26 points, five 3-pointers and five assists in big home win over Rice... Added four rebounds against the Owls... Became first Cougar since Rob Gray at end of 2016-17 and start of 2017-18 seasons to post four straight games with 20+ points... Led all players with 19 points, four assists and three steals in win over rv/#25 Virginia (11/16)... Finished with 14 points, two rebounds and three steals in Maui Jim Maui Invitational Third-Place Game win over rv/#23 Oregon (11/24)... Drained seven 3-pointers in the first half on the way to a game-high 26 points in a win over Northwestern State... Added four steals and three assists against the Demons (11/30)... Scored 12 points with three 3-pointers and grabbed two rebounds with three steals in home win over Bryant (12/3)... Finished with 17 points and five 3-pointers and added four rebounds with two assists and a game-high six assists in win over Alcorn State (12/6)... Led all players with 25 points and grabbed five rebounds at #9/9 Alabama (12/11)... Posted 15 points with four 3-pointers

2022-23 REVIEW



DEPARTED STUDENT-ATHLETES

and grabbed six rebounds with a pair of assists in win over Oklahoma State at Hoop Hype XL in Fort Worth, Texas (12/18)... Totaled 13 points, thanks to four 3-pointers, and added two rebounds with two assists in win over Texas State (12/22)... Lost for the remainder of the season following surgery on his left foot on Dec. 30.

SOPHOMORE (2020-21)

Finished second on team and ninth in the American Athletic Conference with 13.7 points per game... Second on team and eighth in The American with 1.4 steals per game... Finished third in The American with 2.73-pointers per game... Enjoyed a tremendous season debut in win over Lamar in Fertitta Center... Set then-Fertitta Center record with seven 3-pointers on way to game-high 25 points against Cardinals... Tied school single-game record for 3-point field-goal percentage (.778) and set Fertitta Center record with .818 field goal percentage (11/25)... Finished with 10 points and added two assists and two steals in win over Boise State in Southwest Showcase (11/27)... Led all players with 17 points and three 3-pointers and grabbed three rebounds with an assist and steal in win over No. 14/13 Texas Tech in final game of Southwest Showcase... Finished with a game-high 19 points and four 3-pointers in win at rv/rv UCF... Also added five rebounds, an assist and steal against the Knights (12/26)... Totaled 14 points with a pair of 3-pointers and added four assists with three steals at Tulsa (12/29)... Led the Cougars with 17 points and three 3-pointers in win at rv/rv SMU (1/3)... Scored 12 points with three rebounds and three assists in win over Wichita State (1/6)... Set Fertitta Center records with 28 points and eight 3-pointers in win over Tulane... Connected on 10-of-18 from the field with three assists and a steal over Tulane... Became fifth Cougar to make eight 3-pointers in a game, joining Robert McKiver, Corey Davis Jr., Jherrod Stiggers and Andre Owens... Became seventh Cougar with multiple games of 7+ 3-pointers, joining McKiver, Owens, Davis, Stiggers, Kelvin Lewis and Armoni Brooks... Led all players with 26 points in win over Tulsa... Drained game-high six 3-pointers and added three rebounds with an assist and two steals against the Golden Hurricane (1/20)... Tied for team lead with 15 points and three 3-pointers and added two rebounds and three assists in win at Temple (1/23)... Led all players with 19 points and three steals in win over SMU (1/31)... Finished with 17 points and three 3-pointers and added three assists at ECU (2/3)... Dished out seven assists with seven points and two steals in win at USF (2/10)... Scored 10 points with a pair of 3-pointers in win over Cincinnati (2/21)... Posted 12 points with three assists and a pair of rebounds in win over rv/- WKU (2/25).
The American Championship: Finished with 14 points, thanks to 4-of-8 shooting from behind the arc, and added five rebounds with three assists in Quarterfinal win over Tulane... Scored 14 points with two 3-pointers and grabbed four rebounds in Semifinal win over Memphis (3/13)... Finished with 16 points and grabbed three rebounds in Title Game win over Cincinnati (3/14).
NCAA Tournament: Scored 14 points with three 3-pointer and added three assists and a steal in First-Round win over Cleveland State (3/19)... Grabbed six rebounds with two assists and two steals in Second-Round win over Rutgers (3/21)... Scored 12 points with two 3-pointers and led all players with four steals in Sweet 16 win over Syracuse (3/27)... Led all players with 20 points and five 3-pointers and grabbed four rebounds with two assists in Elite Eight win over Oregon

State (3/29)... Led all players with 20 points, thanks to 5-of-9 3-point shooting, and grabbed four rebounds with two assists in Final Four vs. #3/3 Baylor.

FRESHMAN (2019-20)

Competed in 30 games with 17 starts, including each of the last 15... Finished ninth in American Athletic Conference with 1.9 3-pointers per game... Ranked 15th in league in 3-point field goal percentage (.352)... Made his Houston debut in season-opening win over Alabama State... Led the Cougars with 14 points and four 3-pointers and grabbed a pair of rebounds with an assist against the Hornets... Made his first career start at Rice... Finished with 15 points, thanks to 5-of-9 shooting from the arc, with three rebounds and three assists in win at Rice (11/19)... Scored 18 points on 6-of-9 shooting from 3-point line and added three rebounds and five assists in win over Houston Baptist (11/26)... Became the second freshman in school history to drain 6+ 3-pointers in a game... Scored five points with two rebounds and an assist in win over No. 21/20 Washington during Hawaiian Airlines Diamond Head Classic championship game (12/25)... Totaled 14 points with a game-high four 3-pointers and grabbed two rebounds at Tulsa (1/11)... Scored eight points, thanks to a pair of 3-pointers, with three rebounds and two assists in win over SMU (1/15)... Posted 10 points with two 3-pointers and grabbed three rebounds in win at No. 16/16 Wichita State (1/18)... Drained four 3-pointers on the way to a team-high 17 points at Cincinnati (2/1)... Scored 11 points with two 3-pointers, two rebounds and two assists in win over rv/rv Wichita State (2/9)... Tied for game-high honors with five assists in win at USF (2/12)... Led all players with 26 points and five 3-pointers in overtime loss at SMU... Drained three straight free throws with three seconds remaining to force overtime... Gave Houston a 72-70 lead with 1:05 left in overtime... Added a rebound with two assists and a pair of steals against the Mustangs (2/15)... Totaled 18 points with four 3-pointers and grabbed six rebounds with three steals in loss at Memphis (2/22)... Led all players with 21 points, thanks to five 3-pointers, and grabbed six rebounds with an assist in win over Cincinnati (3/1/20).

RED OAK HIGH SCHOOL

3-star recruit by 247Sports and Rivals... Also recruited by SMU and Colorado State... Competed for his uncle, Coach Jason Sasser. **Senior (2018-19):** Named to TABC Class 5A All-State Team... Honored as District 14-5A Most Valuable Player and was a member of the All-District First Team... Named All-Ellis County Player of the Year... Member of All-Ellis County First Team. **Junior (2017-18):** Recognized as District 10-5A Newcomer of the Year.

PERSONAL

Full name is Marcus Jerome Sasser ... Born in Dallas... Son of Monique and Marcus Sasser... Has two brothers, Marquis and James... Uncle, Jason Sasser, was the 1996 Southwest Conference Player of the Year and a 2017 inductee into the Southwest Conference Hall of Fame... Received his bachelor's degree in health promotions in May 2023.

SASSER'S 2022-23 GAME-BY-GAME (33-3 • 17-1 American)

Opponent	Date	GS	Min	FG-A	3FG-A	FT-A	Off-Def	Tot	PF	A	TO	Blk	Stl	Pts	
NORTHERN COLORADO	11/7/22	*	28:16	7-14	4-8	3-3	0-1	1	1	3	1	1	4	21	
vs. Saint Joseph's	11/11/22	*	29:27	2-9	1-6	2-2	0-2	2	2	5	3	0	2	7	
ORAL ROBERTS	11/14/22	*	31:06	7-16	2-6	3-5	1-6	7	0	1	1	1	1	19	
TEXAS SOUTHERN	11/16/22	*	28:59	6-13	0-6	8-10	1-4	5	2	6	1	0	2	20	
at rv/rv Oregon	11/20/22	*	27:49	5-13	3-9	3-3	0-2	2	2	0	2	0	3	16	
KENT STATE	11/26/22	*	36:29	5-16	1-10	8-8	0-5	5	1	2	4	0	1	19	
NORFOLK STATE	11/29/22	*	26:49	8-15	7-12	2-2	1-0	1	2	4	0	0	2	25	
vs. -/rv Saint Mary's (Calif.)	12/3/22	*	37:53	4-12	0-4	5-5	0-1	1	2	4	0	0	0	13	
NORTH FLORIDA	12/6/22	*	7:43	5-7	2-3	0-0	1-0	1	0	1	0	0	1	12	
#8/10 ALABAMA	12/10/22	*	33:04	2-11	0-3	5-7	0-2	2	3	1	2	0	0	9	
NORTH CAROLINA A&T	12/13/22	*	24:08	6-10	2-5	3-4	1-3	4	0	2	3	0	1	17	
at #2/2 Virginia	12/17/22	*	38:53	4-14	3-10	2-3	0-0	0	1	3	0	0	3	13	
MCNEESE	12/21/22	*	22:47	6-12	5-10	0-0	0-4	4	0	2	4	0	0	17	
* at Tulsa	12/28/22	*	28:28	4-6	1-3	0-0	0-3	3	1	2	0	0	0	9	
* UCF	12/31/22	*	38:42	7-20	3-8	1-2	1-3	4	0	2	2	0	3	18	
* SMU	1/5/23	*	26:40	5-12	4-10	0-0	0-1	1	2	7	1	1	3	14	
* at Cincinnati	1/8/23	*	35:49	7-15	2-5	0-0	1-5	6	2	2	1	0	5	16	
* SOUTH FLORIDA	1/11/23	*	37:03	7-17	6-12	11-14	0-1	1	3	4	1	0	1	31	
at Tulane	1/17/23	**	35:30	8:13	7-12	0-0	1-3	4	3	4	1	1	1	23	
* TEMPLE	1/22/23	*	38:13	4-11	2-6	2-3	1-2	3	4	5	3	0	4	12	
* at UCF	1/25/23	*	25:01	4-7	3-5	3-4	1-0	1	4	4	1	0	0	14	
* CINCINNATI	1/28/23	*	37:19	3-8	1-3	2-2	0-3	3	2	4	3	0	0	9	
* at Wichita State	2/2/23	*	35:51	4-12	1-4	6-6	0-2	2	0	3	2	0	2	15	
* at Temple	2/5/23	*	35:56	4-10	1-6	4-5	0-1	1	2	5	1	1	0	13	
* TULSA	2/8/23	*	26:46	10-17	5-10	0-0	0-3	3	0	2	0	0	1	25	
* at SMU	2/16/23	*	34:23	4-11	4-9	8-11	1-3	4	1	4	2	0	2	20	
* MEMPHIS	2/19/23	*	38:22	5-9	2-5	8-8	0-1	1	1	1	3	0	1	20	
* TULANE	2/22/23	*	29:38	6-11	4-8	6-7	0-5	5	2	6	1	0	4	22	
* at East Carolina	2/25/23	*	34:20	7-16	3-6	5-5	1-4	5	1	3	1	0	1	22	
* WICHITA STATE	3/2/23	*	34:43	5-11	3-7	9-11	1-2	3	3	4	3	0	2	22	
* at Memphis	3/5/23	*	36:41	4-12	3-9	2-3	0-2	2	2	4	4	0	2	13	
vs. (9) East Carolina	3/10/23	*	32:49	9-15	4-9	8-8	0-5	5	0	2	0	1	2	30	
vs. (4) Cincinnati	3/11/23	*	9:02	2-3	0-1	0-0	0-2	2	0	0	3	0	0	0	
vs. (2) Memphis	3/11/23		DNP - Injury												
vs. (16) Northern Kentucky	3/16/23	*	13:53	2-5	1-3	0-0	0-2	2	1	0	0	0	0	5	
vs. (9) Auburn	3/18/23	*	30:52	7-14	5-9	3-3	0-1	1	4	2	1	0	1	22	
vs. #16/15 (5) Miami (Fla.)	3/24/23	*	38:30	4-12	2-8	4-4	0-5	5	2	4	3	0	1	14	



DEPARTED STUDENT-ATHLETES

SASSER'S 2021-22 GAME-BY-GAME (10-2 • 0-0 American)

Table with columns: Opponent, GS, Min, FG-A, 3FG-A, FT-A, O-D-T, PF, A, TO, Blk, Stl, Pts. Rows include HOFSTRA, RICE, rv/#25 VIRGINIA, vs. Butler, vs. Wisconsin, vs. rv/#23 Oregon, NORTHWESTERNSTATE, BRYANT, ALCON STATE, at #9/9 Alabama, LOUISIANA, vs. Oklahoma State, TEXAS STATE.

SASSER'S 2019-20 GAME-BY-GAME (22-8 • 13-5 American)

Table with columns: Opponent, GS, Min, FG-A, 3FG-A, FT-A, O-D-T, PF, A, TO, Blk, Stl, Pts. Rows include ALABAMA STATE, BYU, at Rice, at #11/11 Oregon, HOUSTON BAPTIST, TEXAS STATE, at South Carolina, UT ARLINGTON, OKLAHOMA STATE, UTEP, vs. Portland, vs. Georgia Tech, vs. #21/20 Washington, *UCF, *at Temple, *at Tulsa, *SMU, *at #16/16 Wichita State, *UCONN, *SOUTH FLORIDA, *at East Carolina, *at Cincinnati, *TULANE, *rv/rv WICHITA STATE, *at USF, *at SMU, *rv/- TULSA, *at Memphis, *CINCINNATI, *at UConn, *MEMPHIS.

SASSER'S 2020-21 GAME-BY-GAME (26-4 • 14-3 American)

Table with columns: Opponent, GS, Min, FG-A, 3FG-A, FT-A, O-D-T, PF, A, TO, Blk, Stl, Pts. Rows include LAMAR, BOISE STATE, vs. #14/13 Texas Tech, SOUTH CAROLINA, SAM HOUSTON STATE, RICE, ALCON STATE, *TEMPLE, *at rv/rv UCF, *at Tulsa, *at rv/rv SMU, *WICHITA STATE, *TULANE, *at South Florida, *UCF, *-rv TULSA, *at Temple, *at Tulane, *SMU, *at East Carolina, OURLADoftheLAKE, *at South Florida, *MEMPHIS, *EAST CAROLINA, *at Wichita State, *CINCINNATI, rv/- WKU, *SOUTH FLORIDA, *MEMPHIS, vs. Tulane, *at Memphis, *at Cincinnati, vs. Cleveland State, vs. Rutgers, vs. Syracuse, vs. Oregon State, vs. #3/3 Baylor.

SASSER'S CAREER STATISTICS

Table with columns: Year, W-L, GP-GS, MP, FG-FGA, Pct, 3P-A, Pct, FT-FTA, Pct, Off-Def, Reb - Avg, PF-DQ, Ast, TO, Blk, Stl, Pts - Avg. Rows include 2019-20, 2020-21, 2021-22, 2022-23, Totals.

SASSER'S CAREER STATISTICS • AMERICAN ATHLETIC CONFERENCE ONLY

Table with columns: Year, W-L, GP-GS, MP, FG-FGA, Pct, 3P-A, Pct, FT-FTA, Pct, Off-Def, Reb - Avg, PF-DQ, Ast, TO, Blk, Stl, Pts - Avg. Rows include 2019-20, 2020-21, 2021-22, 2022-23, Totals.

2022-23 REVIEW



MARCUS SASSER

- 2023 University of Houston graduate
- 2022-23 Jerry West Shooting Guard of the Year
- 2022-23 Consensus First-Team All-American
- 2022-23 American Athletic Conference Player of the Year
- 2022-23 USBWA District VII Player of the Year
- 2023 NBA Draft First-Round Selection

School-record 276 career 3-pointers
School-record 746 career 3-point attempts

DEPARTED STUDENT-ATHLETES


#25 JARACE WALKER

Forward
6-8 • 235 • One Letter
Bradenton, Fla.
IMG Academy
Undeclared Major

CAREER HIGHS
Points

25, vs. Cincinnati (1/28/23)

Field Goals Made

10, vs. Cincinnati (1/28/23)

10, vs. SMU (1/5/23)

10, vs. Saint Joseph's (11/11/22)

Field Goal Attempts

16, vs. #16/15 Miami (Fla.) (3/24/23)

16, vs. SMU (1/5/23)

3-Point Field Goals Made

4, at Temple (2/5/23)

3-Point Field Goal Attempts

6, done four times; Most recently

vs. #16/15 Miami (Fla.) (3/24/23)

Free Throws Made

4, done four times; Most recently

vs. #16/15 Miami (Fla.) (3/24/23)

Free Throw Attempts

7, vs. Cincinnati (1/28/23)

Rebounds

13, vs. Tulane (2/22/23)

Offensive Rebounds

6, vs. Northern Colorado (11/7/22)

Defensive Rebounds

8, done four times; Most recently

vs. #16/15 Miami (Fla.) (3/24/23)

Assists

5, vs. #16/15 Miami (Fla.) (3/24/23)

Steals

3, done four times; Most recently

vs. Wichita State (3/2/23)

Blocked Shots

6, vs. Auburn (3/18/23)

Minutes Played

37:07, vs. Cincinnati (1/28/23)

HONORS

- **2022-23 American Athletic Conference Freshman of the Year**
- **2022-23 NABC All-District 24 First Team**
- **2022-23 All-American Athletic Conference Second Team**
- **2022-23 All-American Athletic Conference Freshman Team**
- **2022-23 Cougar Classic All-Tournament Team**
- **2022-23 Kyle Macy Award Finalist**
- **CBS Sports/USBWA National Freshman of the Week (Jan. 31, 2023)**
- **CBS Sports/USBWA National Freshman of the Week (Jan. 10, 2023)**
- **American Athletic Conference Freshman of the Week (Feb. 6, 2023)**
- **American Athletic Conference Freshman of the Week (Jan. 30, 2023)**
- **American Athletic Conference Freshman of the Week (Jan. 23, 2023)**
- **American Athletic Conference Freshman of the Week (Jan. 9, 2023)**
- **American Athletic Conference Freshman of the Week (Dec. 19, 2022)**
- **American Athletic Conference Freshman of the Week (Nov. 14, 2022)**
- **2022-23 American Athletic Conference All-Academic Team**

FRESHMAN (2022-23)

Competed in 36 games with 35 starts... Ranked second on the team with 11.2 points and 6.8 rebounds per game... Stood 10th in The American with his rebounding average... Finished second on the team and seventh in the league with 1.20 blocked shots per game... Ranked among the league's Top-15 leaders in both offensive (2.28) and defensive (4.53) rebounding... Second among the Cougars and tied for 13th in The American with three double-doubles... Was the sixth highest double-double total by a Houston freshman in school single-season history... Made his collegiate debut in season-opening win over Northern Colorado inside the Fertitta Center... Led all players with 12 rebounds, including six offensive boards, and added eight points with a block against the Bears (11/7)... Led all players with 23 points on 10-of-14 shooting and grabbed eight rebounds with two assists and two steals in win over Saint Joseph's at Veterans Classic in Annapolis, Md. (11/11)... Scored 19 points on 9-of-11 shooting and grabbed six rebounds with two assists, steal and blocked shot against Texas Southern in finale of Cougar Classic... Named to event's All-Tournament Team (11/16)... Finished with 10 points, a team-high six rebounds, three assists, two steals and a block at rv/rv Oregon (11/20)... Tied for game-high honors with eight rebounds and added nine points with two assists, a steal and blocked shot in home win over Norfolk State (11/29)... Recorded the first double-double of his career with 12 points on 6-of-12 shooting and 10 rebounds, including five offensive boards, in home win over North Florida... Also added three assists, three steals and a blocked shot against the Ospreys (12/6)... Posted a game-high 17 points and seven rebounds with four assists, a blocked shot and steal at #2/2 Virginia (12/17)... Scored 11 of the Cougars' first 13 points and finished with 23 points on 10-of-16 shooting with 10 rebounds and three assists in home win over SMU (1/5)... Led all players with 21 points on 8-of-14 shooting and added five rebounds with three steals in road win at Cincinnati (1/8)... Led the Cougars with nine rebounds and added six points with two assists, a blocked shot and steal in road win at Tulane (1/17)... Led all players with 12 rebounds,

including four offensive boards, and added nine points with a pair of steals in home loss to Temple (1/22)... Finished with 17 points on 7-of-10 shooting and grabbed four rebounds with three assists and a steal in road win at UCF (1/25)... Scored a career-high 25 points on 10-of-14 shooting and led all players with seven rebounds in home win over Cincinnati... Also added two assists and a pair of blocked shots against the Bearcats (1/28)... Tied for team lead with 15 points and added five rebounds with two assists and a pair of steals in road win at Wichita State... In tight game that went back and forth, broke a tie and gave the Cougars the lead for good with a 3-pointer with just more than four minutes remaining against the Shockers (2/2)... Led Cougars with 23 points on 8-of-12 shooting, including 4-of-5 from the arc, in road win at Temple... Drained 3-pointer from top of key to extend Cougar lead after Owls had trimmed deficit to give points... Added game-high six rebounds with three steals against Temple (2/5)... Scored six points and grabbed eight rebounds with an assist in home win over Tulsa (2/8)... Finished with 14 points, four rebounds and two assists in road win at SMU (2/16)... Led all players with 13 rebounds, including five offensive boards, and added nine points with a pair of blocked shots in home win over Tulane (2/22)... Nearly posted a double-double with 13 points and a game-high nine rebounds, including four offensive boards, in Senior Night win over Wichita State in Fertitta Center... Added two assists with three steals against the Shockers (3/2)... Totaled 10 points on 4-of-8 shooting with seven rebounds, including three offensive boards, and blocked two shots in road win at Memphis (3/5). The American Championship: Scored 13 points on 6-of-9 shooting and tied for team lead with eight rebounds to go with three rebounds and two assists in Semifinal win over Cincinnati (3/11)... Posted 13 points with three offensive rebounds, three blocks, two steals and an assist in Title Game vs. Memphis (3/12). NCAA Tournament: Finished with a game-high 16 points and added six rebounds with two blocked shots and a steal in First-Round win over (16) Northern Kentucky... Finished with seven points and game-highs of 10 rebounds and six blocked shots in Round of 32 win over (9) Auburn (3/18)... Led Cougars with 16 points, 11 rebounds and four blocks and tied for team lead with five assists in Sweet 16 loss to #16/15 (5) Miami (Fla.) (3/24).

IMG ACADEMY

No. 10 player nationally in *ESPN100*... No. 14 player nationally in *S199*... 5-star recruit by ESPN, *247Sports* and *Rivals*... Ranked as No. 1 power forward nationally by ESPN and *247Sports* and as No. 5 small forward nationally by *Rivals*... Also recruited by Alabama, Arkansas, Auburn, Florida, Florida State, Howard, LSU, Maryland, Michigan, North Carolina and Ohio State... Competed for Coach Sean McAloon at IMG Academy... Played for Team Thrill during the summer. **Senior (2021-22)**: Recognized as McDonald's All-American... Finished with 11 points, seven rebounds and four assists for the winning East Team against the West squad... Member of USA Nike Hoop Summit Team, which defeated the World Select Team... Finished with six points and four rebounds in that win... Named to Naismith National High School All-America Second Team... Led team to 20-4 record and averaged 16.7 points, 8.2 rebounds and 4.0 assists per game... Started 23 of 24 games and removed himself from starting lineup on Senior Night to allow another senior to start. **Junior (2020-21)**: Injured for most of the season. **Freshman (2018-19)**: *MaxPreps* Freshman All-America Second Team... Member of IMG Academy team that captured the GEICO National title... Participated in USA U16 National Team training camp... Took part in the USA Junior National Team minicamps in Colorado Springs, Colo... Transferred to IMG Academy after playing on the Susquehannock (Pa.) High School freshman team as an eighth-grader.

PERSONAL

Full name is Jarace Isaiah Walker... Born in Baltimore... Son of Marcia and Horace Walker... Has three older sisters, Jaden, Natichia and Sherele... Sister, Sherele, played volleyball at UMBC (2012-15)... Sister, Jaden, plays basketball for Saint's Joseph's and will be a senior forward in 2022-23... Undeclared major.



DEPARTED STUDENT-ATHLETES

WALKER'S 2022-23 GAME-BY-GAME (32-3 • 16-1 American)

Opponent	Date	GS	Min	FG-A	3FG-A	FT-A	Off-Def	Tot	PF	A	TO	Blk	Stl	Pts
NORTHERN COLORADO	11/7/22	*	28:24	3-14	0-4	2-3	6-6	12	0	0	1	1	0	8
vs. Saint Joseph's	11/11/22	*	31:32	10-14	2-4	1-2	3-5	8	3	2	1	0	2	23
ORAL ROBERTS	11/14/22	*	13:04	0-4	0-1	2-2	1-2	3	2	1	2	0	0	2
TEXAS SOUTHERN	11/16/22	*	30:40	9-11	1-1	0-0	2-4	6	2	2	1	1	1	19
at rv/rv Oregon	11/20/22	*	22:40	4-9	2-2	0-0	1-5	6	4	3	0	1	2	10
KENT STATE	11/26/22	*	19:00	0-2	0-1	1-2	2-4	6	2	0	3	2	0	1
NORFOLK STATE	11/29/22	*	22:02	3-5	1-1	2-2	3-5	8	3	2	3	1	1	9
vs. -/rv Saint Mary's (Calif.)	12/3/22	*	19:34	1-7	0-1	0-0	2-1	3	2	0	0	2	0	2
NORTH FLORIDA	12/6/22	*	25:45	6-12	0-1	0-1	5-5	10	2	3	1	1	3	12
#8/10 ALABAMA	12/10/22	*	27:50	3-4	0-0	2-4	1-4	5	3	2	0	2	2	8
NORTH CAROLINA A&T	12/13/22	*	20:53	4-7	0-0	1-3	2-2	4	0	1	1	0	0	9
at #2/2 Virginia	12/17/22	*	38:13	6-11	2-3	3-3	2-5	7	3	4	1	1	1	17
MCNEESE	12/21/22	*	22:01	2-4	0-1	0-0	1-2	3	0	3	1	0	1	4
* at Tulsa	12/28/22	*	22:51	2-7	0-1	2-2	0-5	5	4	3	1	2	0	6
* UCF	12/31/22	*	16:59	0-5	0-1	2-2	2-1	3	3	1	0	1	0	2
* SMU	1/5/23	*	25:08	10-16	3-6	0-1	4-6	10	3	3	1	0	0	23
* at Cincinnati	1/8/23	*	29:22	8-14	1-2	4-4	2-3	5	1	0	1	0	3	21
* SOUTH FLORIDA	1/11/23			DNP - Illness										
* at Tulane	1/11/23	*	24:35	3-8	0-3	0-0	2-7	9	0	2	4	1	1	6
* TEMPLE	1/22/23	*	31:44	3-12	0-1	3-6	4-8	12	1	0	0	1	2	9
* at UCF	1/25/23	*	34:21	6-10	1-3	4-6	1-3	4	3	3	1	1	1	17
* CINCINNATI	1/28/23	*	37:07	10-14	2-4	3-7	1-6	7	1	2	1	2	0	25
* at Wichita State	2/2/23	*	29:48	6-15	3-6	0-0	0-5	5	2	2	1	1	2	15
* at Temple	2/5/23	*	35:26	8-12	4-5	3-5	1-5	6	1	1	3	0	3	23
* TULSA	2/8/23	*	21:03	3-6	0-2	0-0	3-5	8	1	1	0	0	0	5
* at SMU	2/16/23	*	29:24	6-10	2-6	0-2	1-3	4	2	2	2	1	0	14
* MEMPHIS	2/19/23	*	24:02	2-6	0-2	0-0	2-6	8	3	3	1	1	2	4
* TULANE	2/22/23	*	29:02	4-12	1-6	0-0	5-8	13	2	1	4	2	0	9
* at East Carolina	2/25/23	*	28:09	3-10	1-4	0-0	3-3	6	0	2	2	2	0	7
* WICHITA STATE	3/2/23		28:20	5-11	1-4	2-2	4-5	9	4	2	2	0	3	13
* at Memphis	3/5/23	*	32:48	4-8	2-5	0-1	3-4	7	4	1	4	2	0	10
vs. (9) East Carolina	3/10/23	*	21:49	1-6	0-2	3-6	1-4	5	1	1	1	1	0	5
vs. (4) Cincinnati	3/11/23	*	34:29	6-9	1-4	0-0	2-6	8	1	3	3	1	2	13
vs. (2) Memphis	3/12/23	*	29:41	4-13	2-6	3-4	3-0	3	5	1	2	3	2	13
vs. (16) Northern Kentucky	3/16/23	*	36:16	6-8	0-0	4-4	2-4	6	1	1	3	2	0	16
vs. (9) Auburn	3/18/23	*	32:21	3-8	1-2	0-0	2-8	10	4	2	1	6	0	7
vs. #16/15 (5) Miami (Fla.)	3/24/23	*	36:04	4-16	2-6	6-6	3-8	11	1	5	0	4	1	16

WALKER'S CAREER STATISTICS

Year	W-L	GP-GS	MP	FG-FGA	Pct	3P-A	Pct	FT-FTA	Pct	Off-Def	Reb - Avg	PF-DQ	Ast	TO	Blk	Stl	Pts - Avg
2022-23	32-4	36-35	992	158-340	.465	35-101	.347	53-80	.663	82-163	245 - 6.8	74-1	65	53	46	35	404 - 11.2
Totals	32-4	36-35	992	158-340	.465	35-101	.347	53-80	.663	82-163	245 - 6.8	74-1	65	53	46	35	404 - 11.2

WALKER'S CAREER STATISTICS - AMERICAN ATHLETIC CONFERENCE ONLY

Year	W-L	GP-GS	MP	FG-FGA	Pct	3P-A	Pct	FT-FTA	Pct	Off-Def	Reb - Avg	PF-DQ	Ast	TO	Blk	Stl	Pts - Avg
2022-23	16-1	17-16	481	83-176	.472	21-61	.344	23-38	.605	38-83	121 - 7.1	35-0	29	28	17	17	210 - 12.4
Totals	16-1	17-16	481	83-176	.472	21-61	.344	23-38	.605	38-83	121 - 7.1	35-0	29	28	17	17	210 - 12.4



JARACE WALKER
2022-23 American Athletic Conference Freshman of the Year
2023 NBA Draft First-Round Selection



2023-24 HOUSTON MEN'S BASKETBALL

HISTORY

Historical Highlights.....	96-97
Houston Basketball A to Z.....	98-101
Cougars in the NBA/NBA Draft .	102-103
2020-21 NCAA Final Four Team	104
1983-84 NCAA Final Four Team	105
1982-83 NCAA Final Four Team	106
1981-82 NCAA Final Four Team	107
1967-68 NCAA Final Four Team	108
1966-67 NCAA Final Four Team	109
Game of the Century.....	110
Coach Guy V. Lewis.....	111
Otis Birdsong	112
Clyde Drexler	113
Elvin Hayes	114
Hakeem Olajuwon	115
Michael Young.....	116
Honor Roll	120-122
NCAA Tournament Results	124-125
Conference Tournament Results.	126-127
NIT/CBI Results.....	128
All-Time Roster	130-131
Jersey Numbers.....	132-133
All-Time Series	134-135
Series Records.....	136-143
All-Time Results	144-153
Year-by-Year / Coaching Records	154



HISTORY

After winning college basketball's "Game of the Century," playing in six NCAA Final Fours and producing the high-flying fraternity known as "Phi Slama Jama," the University of Houston has proven to be one of college basketball's most popular and one of the nation's most successful programs.

Houston's legacy includes conference championships in five different leagues, 34 consecutive seasons without a losing record, 26 All-American players, three of the NBA's 50 Greatest Players and four members of the Naismith Memorial Hall of Fame. The Cougars extended their winning heritage in 2004-05 by posting their 1,000th win in the school's history.

ORIGINS OF SUCCESS

Houston's first athletics team was its intercollegiate basketball team, which began playing at the end of World War II. The Lone Star Conference suspended operations in 1943 and 1944 because of World War II and invited Houston to join the league when it resumed in 1945.

Under the direction of head coach **Alden Pasche**, the Cougars played their first game against defending league champion North Texas on Jan. 10, 1946. The Cougars' starting lineup that night consisted of team captain and center **Guy V. Lewis**, forwards **Jack Wagner** and **Dick Pratt**, along with guards **Willie Wells** and **Charlie Carpenter**.

That night, Lewis scored 19 points, while Wells added 16 to lead the Cougars to a 62-35 victory. Pratt scored the first field goal in school history and ended the game with 12 points for Houston.

The Cougars went on to finish the season with a 10-4 record and were the Lone Star Conference champions with an 8-2 league record. Lewis set a conference record, averaging 21.1 points in 10 league games.

The Cougars won a second consecutive LSC championship the following year as Lewis averaged 19.7 points per game and Wells added 10.2 points per contest. Houston finished the 1946-47 season with a 15-7 overall record and was 11-1 in LSC play.

HOUSTON CHANGES LEAGUES

After a fourth place finish and a runner-up showing in the Lone Star Conference standings in 1947-48 and 1948-49, the Cougars moved to the Gulf Coast Conference and won a league championship with a 6-0 conference record in their only season as a league member.

Houston joined one of the nation's strongest collegiate basketball conferences, the Missouri Valley Conference, in 1950.

IN THE VALLEY

The Missouri Valley Conference featured 13 squads that were ranked among the nation's Top Five teams from 1950-60. In addition to its outstanding teams, the MVC produced 28 All-America performers during the 1960s.

The Cougars played their first game against a nationally ranked team in 1950-51, when they faced No. 5 Bradley. Later that season, Houston took on top-ranked Oklahoma State, which was coached by the legendary Henry Iba on February 21. The Cougars also faced top-ranked Cincinnati and second-ranked Bradley in back-to-back games twice in 1959-60.

Houston's most memorable season as a member of the MVC came in 1955-56. That year, the Cougars were conference champions and ranked in the national wire service polls for the first time in school history. The Cougars were ranked No. 18 by the Associated Press on Feb. 18 and climbed as high as No. 14 before ending the season with a 19-7 overall record and ranked 17th in the final AP poll.

The team featured Houston's first 7-foot center, **Don Boldebeck**, who averaged 21 points and more than 15 rebounds per game while leading the Cougars to their first NCAA Tournament appearance. After the season, Pasche resigned as head coach and athletics director **Harry Fouke** gave the reins to his former assistant coach and team captain **Guy V. Lewis**.

LEWIS NAMED HEAD COACH

Lewis spent the next 30 seasons revolutionizing college basketball and putting Houston's program on the national map. He coached Houston's first All-America player, signed the first two African-American basketball players in school history and orchestrated the Game of the Century in the 1960s.

The Cougars opened the decade playing in the 1961 NCAA Tournament. That team was led by All-America First-Team honoree **Gary Phillips**, who was nicknamed "The Ghost" because of his outstanding defensive ability. He ended his career as Houston's all-time career scoring leader at that time with 1,452 points.

Houston also was a quarterfinalist in the 1962 NIT, as the Cougars were led by New York native **Jack Thompson** and All-America center **Lyle Harger**. Harger averaged 15.9 points and 10.6 rebounds that season, while future assistant coach **Donnie Schverak** chipped in 15.5 points.

In 1964, Lewis signed two of the first three African-American athletes in school history: **Elvin Hayes** and **Don Chaney**. Hayes is the only three-time All-America First-Team selection in school history, while Chaney earned All-American honors in 1968. They combined to lead Houston to its first two NCAA Final Four appearances in 1967 and 1968. Hayes also claimed Houston's career, single-season and single-game scoring and rebounding records and continues to hold them today.

In 1968, the Cougars played in college basketball's most significant game of the 20th century, when second-ranked Houston challenged defending national champion UCLA in the Astrodome on Jan. 20, 1968.

Not only did the game have two outstanding teams, it also featured two consensus All-Americans and future Naismith Basketball Hall of Fame players in the first nationally televised regular-season game. If that was not enough, it also marked the first game played in a domed stadium with an attendance of more than 53,000 people.

The contest lived up to all of its pregame hype, as Hayes sank two free throws in the final 29 seconds to give the Cougars a 71-69 victory. After beating the Bruins, Houston finished the 1968 regular season with a 28-0 record atop both the AP and UPI national polls.

Playing without starting point guard **George Reynolds** in the NCAA Tournament, the Cougars advanced to their second straight NCAA Final Four before falling to UCLA 101-69, as the Bruins used a box-and-one defense to handcuff Hayes. Houston ended the season as the first team in school history to win 30 games with a 31-2 record.

After the season, **Ken Spain** became Houston's first Olympian in 1968, when he helped the United States win gold in Mexico City.

PERENNIAL POWER

After two consecutive NCAA Final Four Appearances, Houston's national success continued in the 1970s, as the Cougars opened the decade with four straight NCAA Tournament appearances. Early in the decade, the Cougars featured a lineup of All-Americans that included **Ollie Taylor**, point guard **Poo Welch**, 6-8 standout **Dwight Davis** and **Louis Dunbar**. Taylor led the Cougars to a NCAA Sweet 16 finish in 1969-70. Welch and Davis combined to lead Houston to another NCAA Sweet 16 the following year.

Houston competed in its third straight NCAA Tournament in 1971-72, and **Dwight Jones** played for the U.S. Olympic team later that summer. In 1972-73, Houston was invited to the NCAA Tournament for a fourth straight year. That team was led by Jones and Dunbar, a 6-10 player who redefined the meaning of versatility by playing all five positions on the court. He took those skills to the Harlem Globetrotters and spent more than 26 years as a player and coach. In 1975-76, Houston began playing in the Southwest Conference and went on to win three SWC regular season championships and five SWC Postseason Tournaments during the next 20 years.

Houston also continued to produce All-American players. **Otis Birdsong** was named a consensus All-American in 1977 while leading Houston to the NIT championship game. Birdsong was named the SWC Player of the Year after setting the SWC scoring record with 30.3 points per game and leading the Cougars to a second-place finish in the league standings. Later, he was chosen the league's Player of the Decade.

After playing in the NIT, Houston won its first SWC Postseason Tournament title in 1977-78 and earned the league's automatic berth to the NCAA Tournament.

PHI SLAMA JAMA

The Cougars returned to the NCAA Tournament in 1980-81 and began one of the most successful runs in school history. During the next three years, the Cougars played in the 1982, 1983 and 1984 NCAA Final Fours. Houston's most famous team during that span was the 1982-83 squad, which was coined "Phi Slama Jama" by Tommy Bonk, a former *Houston Post* columnist and current *Los Angeles Times* writer.

Led by All-Americans **Clyde Drexler** and **Hakeem Olajuwon**, *Phi Slama Jama* finished the season with a 31-3 record after putting together a 26-game winning streak and ending the regular season ranked No. 1 in the nation. "Phi Slama Jama" also recorded a perfect 16-0 Southwest Conference record while winning the league's regular season and SWC Postseason Classic championships.

Houston advanced to the NCAA Championship game for the first time in school history, but was upset by No. 16 NC State on a last-second dunk by Lorenzo Charles.

Houston also was a NCAA Tournament finalist in 1983-84 after the Cougars set a school record with 32 wins. Olajuwon was named a consensus All-American after leading the nation in field goal percentage, rebounding and blocked shots. The following season, the Cougars played in the NIT.

Following the 1985-86 season Lewis announced his retirement as coach and ended his career with a 592-279 record. He led the Cougars to 14 NCAA Tournament appearances and two NIT berths during his tenure.

FOSTER ERA BEGINS

Pat Foster took the helm in 1986-87 and led the Cougars to six postseason tournaments during the next seven years. The Cougars played in the NCAA Tournament in his first season and advanced to the second round of the NIT with a win over Fordham in 1987-88.

In 1989-90, Houston returned to the NCAA Tournament when **Carl Herrera**, **Craig Upchurch** and **Byron Smith** combined to lead the Cougars to a 25-8 record. Herrera led the Cougars with 16.7 points and 9.6 rebounds per game before leaving for the professional ranks. Smith averaged 16.3 points, and Upchurch posted averages of 13.1 points and 7.0 rebounds.

Before the start of the 1990-91 season, Upchurch suffered a season-ending back injury during pre-season workouts, but Smith combined with 7-foot center **Alvaro Teheran** to lead the Cougars to a NIT appearance. The next season, Houston returned to the NCAA Tournament as Houston rebounded with SWC Newcomers of the Year **Sam Mack** and **Bo Outlaw**. Upchurch also returned for his senior season and the trio led the Cougars to another 25-win campaign.

In 1992-93, Outlaw teamed with **David Diaz** and **Anthony Goldwire** to lead Houston to 21 wins and the NIT. Outlaw was named the SWC Player of the Year after leading the nation in field-goal percentage and leading the SWC in blocked shots for the second straight year. He also chipped in with 16.2 points and 10.0 rebounds per game. Diaz led the Cougars with 17.2 points per game, while Goldwire averaged 14.2 points and 5.7 assists per game in his first season as a Cougar.

Following the 1993 NIT, Foster resigned as head coach. **Alvin Brooks**, Foster's assistant coach for seven seasons, was named head coach.

BROOKS NAMED HEAD COACH

Brooks enjoyed his best season as a head coach in 1995-96 when he led Houston to a 17-10 record and a second-place finish in the final season of the Southwest Conference. Houston also upset third-ranked Memphis that year.

The following year, Houston joined Conference USA and began to compete again in one of the nation's top collegiate basketball leagues. **Galen Robinson** was the Cougars' first C-USA honoree, earning All-Conference USA honors in 1996-97 and 1997-98.

DREXLER RETURNS

Following the 1997-98 season, former Cougar All-America player **Clyde Drexler** returned to his alma mater as Houston's head coach. Drexler won his first game as head coach against Texas on national television. He also guided Houston to its first two C-USA road wins in his first year.

During his second season, Drexler led Houston to its first C-USA Tournament victory over Marquette in 1999-00.

Gee Gervin was an All-Conference USA First-Team selection in both 1998-99 and 1999-00. **Kenny Younger** also earned All-C-USA Third-Team honors in 1998-99. **George Williams** became the first Cougar in school history to earn C-USA All-Freshman team honors in 1998-99.

MCCALLUM TAKES OVER

Drexler resigned after the 2000 C-USA Tournament, and **Ray McCallum** was named Houston's sixth head coach. In McCallum's first season, McDonald's High School All-American **Alton Ford** earned C-USA All-Freshman Team honors and was named to the Freshman All-America Fourth Team. Following that season, Ford was selected in the second round of the 2001 NBA Draft by the Phoenix Suns.

In 2001-02, Houston finished the season with an 18-15 record. The Cougars also placed second in C-USA's National Division with a 9-7 mark, advanced to the semifinals of the C-USA Tournament and earned a bid to the NIT. Individually, **Louis Truscott** became the fourth Cougar to garner league honors when he was selected All-Conference USA Third Team.

In 2002-03, Houston earned its third straight berth into the C-USA Tournament, and Truscott was an All-C-USA First-Team selection after finishing sixth among national leaders in rebounding and registering 20 double-doubles.

In 2003-04, Houston's string of C-USA Tournaments ended as the Cougars ended the year with a 9-18 overall record.

RECORD-SETTING CAMPAIGN

On March 23, 2004, **Tom Penders** was named Houston's seventh head coach and led the Cougars to a record-setting campaign in his first season. Penders brought renewed excitement to the UH campus program when he produced Houston's most successful team in 12 years.

The Cougars finished the year with their best record since 1995-96. A part of that record was the defeat of a nationally ranked team for the first time since Dec. 4, 1996, when the Cougars upset No. 16 and eventual NCAA Final Four participant and C-USA champion Louisville. Houston also tied a school record with nine Conference USA wins that year.

In addition Houston had a landmark win over Memphis on Feb. 5. The 66-53 victory over the Tigers was Houston's 1,000th win in the program's history. The Cougars also returned to postseason play when they competed at Wichita State in the first round of the NIT.

Senior guard **Andre Owens** was named an All-C-USA Second-Team performer after averaging 18.3 points and 4.8 rebounds per game.

POSTSEASON PLAY AGAIN

In the 2005-06 season, the Cougars posted a 21-10 record and advanced to the second round of the NIT following a 77-67 victory over BYU in Hofheinz Pavilion during the first round.

The Cougars also posted back-to-back wins over nationally ranked teams for the first time since playing in the 1984 NCAA Midwest Regional Tournament with an 84-83 victory at No. 25 LSU and a 69-65 win over No. 13 Arizona.

Oliver Lafayette was named *The Sporting News* Player of the Week after averaging 30 points per game in the two games. He scored a career-high 32 points at LSU and added 28 points against Arizona.

In C-USA play, the Cougars won nine regular season league games and advanced to the C-USA Tournament semifinals. Houston finished the regular season with a 9-5 C-USA record to earn a first-round bye in the C-USA Tournament. The Cougars knocked off UCF 71-52, in the quarterfinals before falling to No. 1 seed and eventual C-USA Tournament champions Memphis in the semifinals.

After beating BYU in the first round of the NIT, Houston's season came to an end when the Cougars fell at Missouri State in the second round.

Individually, **Ramon Dyer** and Lafayette were All-C-USA Second-Team selections, while **Lanny Smith** was chosen as an All-C-USA Third-Team performer.

Lafayette led the Cougars in scoring with 15.7 points per game and ranked second nationally in steals with 3.4 per contest. His average set both C-USA and UH single season records. His total of 105 steals tied the league's single season mark, trailing only Drexler's single-season record.

Dyer was Houston's scoring leader and ranked second among the team leaders in steals in C-USA regular season games with 14.1 points and 2.1 steals per game. He averaged 12.1 points throughout the season and led the Cougars in rebounding with a 6.1 average and in blocked shots with 3.3.

Smith averaged 12.1 points and 5.4 assists per game. He also was named to the NABC All-Region team.

It was the first time the Cougars had three All-Conference players in one season since joining C-USA.

HISTORY



HISTORY

BUILDING the MOMENTUM

Despite battling preseason injuries, the Cougars managed to post its best finish in both the C-USA regular-season standings and C-USA Tournament in 2007.

The Cougars finished third in the regular-season standings after splitting overtime outcomes against UCF. Houston also beat Southern Miss and Rice to advance to the C-USA Tournament's championship for the first time.

Junior college transfer **Robert McKiver** replaced Smith in the starting lineup, and earned All C-USA First-Team honors after averaging 19.2 points and 3.4 assists per game.

Lafayette was an All C-USA Second-Team selection for the second straight season after averaging 14.3 points and leading the league in steals for the second year in a row with 2.4 per game.

McKiver and Lafayette also were named to the C-USA All-Tournament team.

Senior **Jahmar Thorpe** was the team's MVP after he chipped in with 10.9 points per game and led the team in rebounding and field-goal percentage despite playing most of the year with a broken wrist and a sprained wrist on the other hand.

Dion Dowell came to Houston after playing two seasons at Texas and averaged 11.1 points and nearly six rebounds in 27 games.

Late in the season, **Marcus Malone** developed into a defensive stopper when he held C-USA's scoring leader Morris Almond to just 11 points in the league's tournament after Almond had averaged more than 26 points per game.

Those five players helped lead Houston to its third straight winning season and best finish in C-USA.

A POSTSEASON FIRST

Throughout its history, the Cougars have enjoyed tremendous success in postseason tournaments, but the 2007-08 campaign brought a first to the program.

After finishing third in the C-USA standings with 22 regular-season wins, the Cougars accepted a berth to the inaugural College Basketball Invitational.

In that new postseason tournament, the Cougars knocked off Nevada on the road and returned to the friendly confines of Hofheinz Pavilion to dominate Valparaiso before falling to eventual champion Tulsa.

Guard **Robert McKiver** was named to the CBI All-Tournament Team and was a member of the All C-USA First Team for the second straight season after averaging more than 23 points per game. The New Haven, Conn., native also earned places on the NABC All-District 9 First Team and the USBWA All-District VII Team.

The senior guard also became only the fourth player in school history to record 50 points in a game, scoring a career-best 52 against C-USA rival Southern Miss on Feb. 27, 2008, in Hofheinz Pavilion. He ended his career with the fourth-most points in UH single-season history and still holds the Cougar career, single-season and single-game record in 3-pointers made.

Finishing with a 24-10 overall record, the Cougars posted the program's most wins since the 1991-92 campaign and won a pair of postseason tournament games for the first time since 1983-84.

A FIRST

In 2008-09, the Cougars advanced to a postseason tournament for the fourth time in the last five years and finished with a 21-12 record.

It marked the fifth straight season – all under Penders – that the Cougars recorded at least 18 wins, a first in school history. Prior to that, the Cougars had not reached that milestone in four straight seasons since 1989-93.

BACK to the BIG DANCE

The Cougars used a late run during the 2009-10 season to make their first return to the NCAA Tournament in nearly two decades.

Having been unable to win four straight games at any point during the regular season, the Cougars won four consecutive games in as many days to win the GMC Sierra Conference USA Championship title at the BOK Center in Tulsa, Okla.

Houston used a 15-3 run down the stretch to upend No. 25 UTEP in the title game and claim their first C-USA Championship crown. Scoring a C-USA Championship game-record 28 points, senior guard **Kelvin Lewis** was named the Most Outstanding Player.

He was joined on the All-Tournament Team by senior guard **Aubrey Coleman**, who finished as the national scoring champion by season's end, a first in school history.

The Cougars met No. 4 seed Maryland in the NCAA Tournament West Region First Round. Despite a valiant effort, Houston saw its postseason run end with an 89-77 loss to the Terrapins.

THE JAMES DICKEY ERA

Shortly after the Cougars' postseason run ended at the 2010 NCAA Tournament, Penders and his staff resigned.

In early April, **James Dickey** became the eighth coach in the history of the program and quickly assembled his staff to prepare for the 2010-11 season.

Dickey, who was a 10-year head coach at Texas Tech from 1991 to 2001, hired former Houston head coach **Alvin Brooks** as associate head coach.

During his first season, Dickey led the Cougars to 12 wins, including an upset of No. 19 UCF in Hofheinz Pavilion.

In Dickey's second season in 2011-12, the Cougars improved to 15-15 with wins against Arkansas in Little Rock, Ark., and against eventual NCAA Tournament participant Southern Miss.

Guard Joseph Young and forward **TaShawn Thomas** were named to the C-USA All-Freshman Team.

In the offseason, Dickey and his staff compiled one of the program's greatest signing classes in school history, led by top-20 national recruit **Daniel House**.

During the 2012-13 campaign, the Cougars enjoyed their first 20-win season since 2008-09 and advanced to the College Basketball Invitational Quarterfinals before falling at George Mason.

Houston started its postseason run with a thrilling 73-72 First Round win against Texas inside Hofheinz Pavilion in front of a raucous, student-led crowd.

Forward **TaShawn Thomas** was named to the All-Conference USA First Team and C-USA All-Defensive Team, while **Joseph Young** was named to the league's Third Team. Both players also were named to various All-District teams.

Making his collegiate debut, House lived up to that hype and was recognized as the C-USA Freshman of the Year, a first for the Cougars in any league.

In 2013-14, the Cougars knocked off eventual national champion UConn on New Year's Eve in the inaugural American Athletic Conference game for both programs. Houston went on to record three wins against nationally ranked teams, the program's highest total since 1983-84.

KELVIN SAMPSON BECOMES A COUGAR

Following the 2013-14 season, Dickey stepped down for family reasons. In early April 2014, **Kelvin Sampson** became the ninth head coach in Houston Men's Basketball history with his hiring.

A collegiate head coaching veteran, Sampson joined the Cougars after a 6-year stint as an assistant coach in the NBA. Prior to joining the Cougars, Sampson guided his teams to a 500-270 record with 13 NCAA Tournament appearances – including a trip to the 2002 NCAA Final Four – six conference championships and a pair of national Coach of the Year awards.

Sampson led the Cougars to a 13-19 overall record in his first season in 2014-15. Hampered by injuries throughout the year, the Cougars won four of their last five games, including a 66-60 upset of Tulane in the American Athletic Conference Championship First Round.

The Cougars also knocked off defending national champion UConn 70-68 on Feb. 1, 2015, inside Hofheinz Pavilion. It was the second straight season in which the Cougars defeated the Huskies in Houston.

In 2015-16, the Cougars were picked to finish seventh in the American Athletic Conference Coaches' Preseason Poll but competed as the No. 2 seed at The American Championships.

Sampson led Houston to 22 wins for only the 15th time in school history with a win over No. 12 SMU inside Hofheinz Pavilion. The Cougars earned a bid to the NIT for the first time since 2006.

In 2016-17, his Cougars finished among the American Athletic Conference top-three leaders and earned a bid to the NIT for the second straight season.

Sampson's team finished with a 21-11 overall record, including a 12-6 mark in league play, and captured the title at the Gulf Coast Showcase with a buzzer-beating 72-71 win over Vermont on Nov. 23, 2016. It was the Cougars' first regular-season tournament title since 1991.

Sampson led the Cougars to one of their finest seasons in 2017-18 with a 27-8 overall record and a 14-4 mark in the American Athletic Conference, good enough for second place in the league.

With a last-second win over San Diego State, the Cougars earned the program's first NCAA Tournament victory since 1984 and fell just a buzzer-beater shy against eventual national finalist Michigan of advancing to the NCAA Sweet 16.

With that performance, he became one of only 10 coaches in NCAA history to lead 3+ schools to NCAA Tournament wins.

For his impressive efforts, Sampson was recognized as both The American and the NABC Coach of the Year.

A RECORD-SETTING SEASON

Under Sampson's leadership, the Cougars celebrated a record-setting season in 2018-19.

Houston posted a 33-4 overall record to set a school single-season record for wins and captured the American Athletic Conference regular-season championship by two games for the program's first regular-season title since 1984.

The Cougars rose as high as No. 6 during the regular season and finished among the Top-12 leaders in both final national polls.

Houston opened the Fertitta Center with a 65-61 win over No. 18/21 Oregon on Dec. 21, 2018 and went on to win its next 14 games in the \$60-million facility. Combined with a 15-0 home record in 2017-18, the Cougars reeled off 33 straight home wins for the nation's longest active streak at one point.

With a 27-1 record late in the regular season, Fertitta Center was the host for ESPN's *College GameDay* presented by State Farm.

Thanks to nine sellouts, more than 104,000 fans poured into the Fertitta Center in 2018-19, marking only the fourth time in school history to reach that total.

Sampson was named The American's Coach of the Year for the second straight season, while senior guard **Corey Davis Jr.** earned a place on the league's First Team. For an impressive, four-year career on and off the court, senior guard Galen Robinson Jr. received The American Sportsmanship Award after finishing with 103 wins as a Cougar, the second-highest total in school history.

Junior guard **Armoni Brooks** earned a place on the Second Team, while sophomore guard **DeJon Jarreau** was named the league's Sixth Man of the Year. Guard **Nate Hinton** was named to the league's All-Freshman Team.

SHORTENED due to COVID-19

In an unprecedented season, the Cougars continued their winning way in 2019-20.

Houston posted a 23-8 overall record for the program's fifth consecutive 20-win season, a first in school history.

With a 13-5 mark in American Athletic Conference play, the Cougars captured their second straight regular-season title, a first since 1983-84 in the Southwest Conference.

Redshirt freshman guard **Caleb Mills** and sophomore guard **Nate Hinton** were named to the league's Second Team. Mills joined fellow guard **Marcus Sasser** on the All-Freshman squad.

The Cougars were heading north on Interstate 45 to open play in the American Athletic Conference Championship on March 12, 2020, when the announcement came that the tournament was canceled due to the COVID-19 pandemic.

One day later, the NCAA Tournament was canceled, ending the hopes for the Cougars' third straight appearance.

MAKING HISTORY in 2020-21

Working through COVID-19 protocols and spending nearly a month on the road in the NCAA postseason bubble late in the season, the 2020-21 Cougars made history.

Posting a 28-4 overall record and capturing the American Athletic Conference Tournament championship, the Cougars reeled off four straight wins in the NCAA Tournament in Indianapolis to advance to the NCAA Final Four.

It was the program's sixth NCAA Final Four appearance in school history but the first since 1984.

Guard **Quentin Grimes** was named the American Athletic Conference Player of the Year and claimed honors as The American Championship Most Outstanding Player.

Guard **DeJon Jarreau** overcame injury in the NCAA Tournament to be named the Midwest Regional's Most Outstanding Player.

Grimes was a unanimous All-Conference selection, while Jarreau joined senior forward **Justin Gorham** and junior guard **Marcus Sasser** on the Second Team.

Jarreau was recognized as the league's Defensive Player of the Year, while Gorham was honored as its Most Improved Player.

With the end of the year, the Cougars finished among the Top-Six leaders in both final national polls, while Sampson received the John McLendon National Coach of the Year Award.

ELITE EIGHT in 2021-22

When guards **Marcus Sasser** and **Tramon Mark** were sidelined for the remainder of the 2021-22 season in late December, few gave the Cougars much of a chance. The many were wrong.

Despite the losses to its backcourt, Houston posted a 32-6 overall record, swept the American Athletic Conference regular-season and tournament titles (for only the fourth time in any league in school history) and advanced to the NCAA Elite Eight before bowing out to No. 6/5 Villanova.

Head Coach Kelvin Sampson was named the National Coach of the Year by CBS Sports and collected his third American Athletic Conference Coach of the Year honor.

Forward **Fabian White Jr.** ended his career as the winningest player in school history while playing in more games than any Cougar and was joined on the All-American Athletic Conference Teams by guard **Jamal Shead**, guard **Kyler Edwards** and forward **Josh Carlton**.

ELITE EIGHT in 2021-22

When guards **Marcus Sasser** and **Tramon Mark** were sidelined for the remainder of the 2021-22 season in late December, few gave the Cougars much of a chance. The many were wrong.

Despite the losses to its backcourt, Houston posted a 32-6 overall record, swept the American Athletic Conference regular-season and tournament titles (for only the fourth time in any league in school history) and advanced to the NCAA Elite Eight before bowing out to No. 6/5 Villanova.

Head Coach Kelvin Sampson was named the National Coach of the Year by CBS Sports and collected his third American Athletic Conference Coach of the Year honor.

Forward **Fabian White Jr.** ended his career as the winningest player in school history while playing in more games than any Cougar and was joined on the All-American Athletic Conference Teams by guard **Jamal Shead**, guard **Kyler Edwards** and forward **Josh Carlton**.

SWEET 16 in 2022-23

For the fourth consecutive season, the Cougars advanced to the NCAA Tournament Sweet 16 with a record-breaking season.

Houston tied a school single-season record with 33 wins and captured the American Athletic Conference regular-season title for the fourth time under Sampson.

Senior guard **Marcus Sasser** became the Cougars' first Consensus First-Team All-American since 1984 and was named the league's Player of the Year.

Houston swept the individual awards as Sampson was named Coach of the Year, Sasser claimed Player of the Year, forward **Jarwan Walker** was honored as Freshman of the Year, junior forward **Jace Roberts** was named Most Improved Player of the Year, junior point guard **Jamal Shead** was recognized as Defensive Player of the Year and senior forward **Reggie Chaney** was honored as Sixth Man of the Year.

Houston finished among the Top 25 in both final national polls for a school-record sixth straight season, including a #2 showing in the Associated Press.

Following the season, Walker and Sasser were taken in the First Round of the NBA Draft with Walker taken at No. 8 by the Indiana Pacers and Sasser at No. 25 by the Detroit Pistons.

HISTORY



HOUSTON BASKETBALL A to Z

100-POINT GAMES

The Cougars have scored 100 or more points in 185 games, enjoying a 181-4 record when they reach triple digits. Houston's first 100-point game came on Dec. 6, 1954, in a 102-89 decision over Sam Houston State. UH last reached that milestone in a 100-52 win over Norfolk State inside the Fertitta Center on Nov. 29, 2022.

1,000 WINS

Houston enjoyed its 1,000th win in school history with a 66-53 victory over Memphis in Hofheinz Pavilion on Feb. 5, 2005. Memphis native **Brian Latham** led the Cougars with 22 points and five steals. **Ramon Dyer** added 19 points and led the Cougars with 11 rebounds and three blocked shots.

ALL-AMERICANS

The University of Houston has produced 26 All-American players since the Cougars began playing basketball in 1946. **Gary Phillips** was the first Cougar to earn All-American honors in 1961, while **Elvin Hayes** is Houston's only three-time All-American.

Otis Birdsong was named a consensus All-American in 1977, and **Hakeem Olajuwon** became the third Cougar to earn consensus All-American honors in 1984.

Senior guard **Marcus Sasser** became the latest Cougar to be honored with his selection as a Consensus First-Team All-American following the 2022-23 season. He became the first Cougar to earn that honor since center **Hakeem Olajuwon** in 1984.

ALL-CONFERENCE USA SELECTIONS

Houston produced 20 All-Conference USA honorees during its affiliation with the league.

Forward **TaShawn Thomas** was named to the All-Conference USA First Team in 2013, while guard **Joseph Young** earned a Third-Team selection.

Guard **Aubrey Coleman** was named to the All C-USA First Team in 2009-10 for the second straight season. He became the first player since **Robert McKiver** accomplished that feat in 2007-08.

Coleman and **Kelvin Lewis** were named to the All C-USA teams following the 2008-09 season.

Coleman was named to the league's First Team and also recognized as the C-USA Newcomer of the Year, while Lewis earned a place on the Third Team and was selected as a member of the All-Defensive Team.

It was the first C-USA postseason honor for either player. McKiver was named to the All C-USA First Team in 2007-08, the second straight year he was named to the league's postseason team. Forward **Dion Dowell** was named to the Third Team.

McKiver and **Oliver Lafayette** combined to earn All C-USA honors in 2006-07. McKiver became Houston's first player named All C-USA First-Team since 2002-03. Lafayette earned All C-USA Second-Team honors for the second straight season, becoming the fourth Cougar to gain All C-USA honors twice in his career.

In 2005-06, Houston recorded more than two players named All-Conference USA selections in the same season for the first time in school history. That year, Lafayette and **Ramon Dyer** were named All-C-USA Second-Team performers, while **Lanny Smith** was an All-C-USA Third Team player.

Houston has had 12 players named to the All C-USA teams since joining the league in 1996-97.

Andre Owens was named an All C-USA Second-Team selection in 2005, while **Louis Truscott** was an All C-USA First-Team performer in 2002-03 and a Second-Team honoree in 2001-02.

Gee Gervin was named to the First Team in 1998-99 and 1999-00, **Galen Robinson** was picked for the Third Team in 1996-97 and 1997-98, and **Kenny Younger** was a Third-Team selection in 1998-99.

Alton Ford was a C-USA All-Freshman selection in 2000-01, while **George Williams** was named to the 1999-00 C-USA All-Freshman team.

ALL-TOURNAMENT TEAM (C-USA)

The Cougars have had five players named to the Conference USA All-Tournament Team. With their amazing postseason run in 2009-10, guards **Aubrey Coleman** and **Kelvin Lewis** became the latest members.

Lewis was honored as the Championship's Most Outstanding Player, becoming the Cougars' first honoree in C-USA and only the fifth in program history.

Robert McKiver and **Oliver Lafayette** were named to the 2007 C-USA All-Tournament Team after leading the Cougars to the C-USA Tournament championship game for the first time.

McKiver averaged 20 points throughout the tournament, while Lafayette added 14.3 points, shot 50 percent from the field and led the team with 5.3 rebounds in the three games.

Marcus Oliver was selected to the 2002 C-USA All-Tournament team after averaging 18.7 points and shooting 60.0 percent (18-30) from beyond the three-point line in three games.

ALL-SOUTHWEST CONFERENCE

From 1976-1996, 26 Cougars earned 44 All-Southwest Conference honors. **Rob Williams**, **Clyde Drexler**, **Alvin Franklin**, **Rickie Winslow** and **Craig Upchurch** were three-time All-SWC selections. Williams is the only Cougar named to the All-SWC First Team three times during his career.

Otis Birdsong, **Michael Young**, and **Craig Upchurch** earned All-SWC First-Team honors twice. Drexler joined **Hakeem Olajuwon**, **Alvin Franklin**, **Greg Anderson**, **Carl Herrera**, **Bo Outlaw** and **Tim Moore** as Houston's other First-Team choices.

In 1991-92, Houston's starting lineup of Upchurch, Outlaw, **Derrick Daniels**, **David Diaz** and **Sam Mack** were All-SWC Second-Team members.

ALL-TIME RECORD

Houston enters the 2023-24 season with an all-time record of 1,403 wins and 877 losses in 78 seasons. The Cougars began playing basketball on Jan. 10, 1946, with a 62-35 win over North Texas.

AMERICAN ATHLETIC CONFERENCE

The Cougars began competition in the American Athletic Conference during the 2013-14 season. Houston faces league members East Carolina, Cincinnati, USF, UCF, Memphis, SMU, Temple, Tulane, Tulsa and Wichita State.

This is the seventh conference in which Houston has competed during its history.

ASSOCIATED PRESS POLL

For the sixth consecutive season, the Cougars finished among the Top 25 in both final national polls following the 2023-24 season.

Houston finished at No. 2 in the Associated Press poll and ranked No. 6 in the final *USA TODAY Sports* Coaches' poll.

Houston has been ranked in 209 weekly polls overall, including 110 weeks among the AP Top 10 teams.

The Cougars were ranked No. 1 in 11 weekly polls during the 1967-68 and 1982-83 seasons when the Cougars ended each regular season atop both the AP and UPI polls. Houston also ranked No. 1 in at least one national poll for eight weeks during the 2022-23 campaign.

BIG 12 CONFERENCE

In 2023-24, the Cougars will compete as full-time members of the Big 12 Conference.

The University accepted an invitation to join the Big 12 Conference in September 2021.

FINAL TOP 25 RANKINGS

Year	AP	Coaches
1966	-	14
1967	7	6
1968	1	1
1970	12	11
1971	14	18
1973	13	18
1978	-	16
1983	1	1
1984	5	5
2018	21	22
2019	11	12
2020	22	23
2021	6	3
2022	15	7
2023	2	6

Houston joined BYU, Cincinnati and UCF in becoming the newest Big 12 members.

This is the eighth conference in which Houston Athletics has competed.

BIRDSONG, OTIS

A consensus All-American in 1977, **Otis Birdsong** became the first sophomore in school history to register 1,000 career points and finished his career as second on Houston's all-time scoring charts with 2,832 points. He also ranks seventh among Houston's all-time career assists and third among steals leaders.

As a senior, Birdsong averaged 30.3 points per game while leading Houston to a 29-8 record and the NIT championship game against St. Bonaventure. He scored 38 points against the Bonnies and was later named the Southwest Conference Player of the Decade for the 1970s.

Birdsong was the second player chosen in the 1977 NBA Draft and went on to play 12 seasons in the NBA. He appeared in four NBA All-Star Games and ended his career with over 14,000 points.

In July 2014, he was named to the Southwest Conference Hall of Fame.

CHANEY, DON

A former NBA player and coach, **Don Chaney** joined **Elvin Hayes** as the first two African-Americans to sign with Houston in 1964. During his Houston stint, he helped lead the Cougars to an 81-12 record and two NCAA Final Fours in their three seasons at the school.

Following his collegiate career at Houston, Chaney was the 12th overall player chosen in the first round of the 1968 NBA Draft by Boston. He played 11 seasons in the NBA with the Celtics and Los Angeles Lakers. He has the distinction of being the only Celtic to play with both Bill Russell and Larry Bird.

He also played with the St. Louis Spirits of the ABA in 1975-76. During his NBA career, he scored 6,216 points and registered 492 steals and 196 blocked shots while being named to the NBA's Second-Team All-Defensive Team five times in his career.

After he retired as a player in 1980, Chaney spent 22 seasons coaching in the NBA, nine as a head coach with the Houston Rockets, Los Angeles Clippers, Detroit Pistons and New York Knicks.

He was named the 1991 NBA Coach of the Year as the head coach of the Rockets and inducted into the Louisiana Sports Hall of Fame in 1991.

COLEMAN, AUBREY

In a program rich in history, guard **Aubrey Coleman** became the first national scoring champion in Houston history. The Houston native posted 896 points in 35 games to finish with 25.6 points per game.

He finished nearly three points ahead of his closest competitor, Adnan Hodzic of Lipscomb (22.7).

While the Houston program has enjoyed national statistical champions in field goal percentage and rebounding, Coleman became the first Cougar to lead the country in scoring.

COUGARS

Athletic teams at the University of Houston have been called the Cougars since 1927, the year the school was founded as a junior college.

One of the original faculty members, John R. Bender, came to the school after serving as the head football coach at Washington State. When he tutored a volunteer football squad, he named them the "Cougars."

When UH began sponsoring intercollegiate athletics in 1946, "Cougars" was adopted as the name for its athletics teams.

HISTORY



HOUSTON BASKETBALL A to Z

COLLEGE BASKETBALL INVITATIONAL

The Cougars made their third trip to the College Basketball Invitational in 2013. After a 73-72 win against Texas inside Hofheinz Pavilion in the First Round, the Cougars bowed out in overtime with an 88-84 loss at George Mason.

Houston made its second straight trip to the College Basketball Invitational in 2008-09, falling at eventual champion Oregon State.

It was the second straight season that the Cougars lost to the eventual CBI champion. In 2007-08, UH enjoyed back-to-back wins at Nevada and against Nevada in Hofheinz Pavilion to reach the semifinals before losing at Tulsa.

During that first CBI appearance, guard **Robert McKiver** was named to the All-Tournament Team after leading the Cougars with more than 28 points per game.

COLLEGE BASKETBALL'S TOP 37 PROGRAMS

Street & Smith's magazine ranked Houston as one of the top 37 College Basketball Programs of All-Time in 2004-05.

COLLEGE BASKETBALL HALL OF FAME

Houston is well represented in the NABC College Basketball Hall of Fame that opened in Kansas City in November 2007. Former **Head Coach Guy V. Lewis** was inducted after leading the Cougars to 592 wins and five NCAA Final Fours. Lewis also created Houston's historic match-up against UCLA in the Astrodome on Jan. 20, 1968, and coached college basketball's most famous fraternity, Phi Slama Jama, in 1982-83.

Former players **Elvin Hayes** (2013) and **Clyde Drexler** (2006) also are members after being inducted in the Naismith Basketball Hall of Fame in Springfield, Mass.

COLORS

The University of Houston adopted scarlet and white as the school's official colors in 1938. These were the colors on General Sam Houston's family shield.

Red is a metaphor for courage and inner strength to face the unknown.

CONFERENCE USA

Houston competed in Conference USA from 1996 to 2013. During that time, the Cougars collected 251 wins, including 110 in league play.

DICKEY, JAMES

James Dickey became the eighth head coach in Houston history with his hiring on April 1, 2010. Dickey previously worked as the head coach at Texas Tech from 1991-01.

DREAM TEAM

Clyde Drexler and **Hakeem Olajuwon** competed in the Olympics as members of Team USA's Dream Teams in 1992 and 1996, respectively.

Drexler was a member of the original "Dream Team" in 1992 that won the gold medal in Barcelona. Olajuwon was named to "Dream Team II" in 1996, when the USA won the gold medal in Atlanta.

DREXLER, CLYDE

Clyde Drexler was inducted into the Naismith Memorial Basketball Hall of Fame on Sept. 10, 2004. He is the only Cougar to amass more than 1,000 points, 900 rebounds, 300 assists and 250 steals.

He was named the Southwest Conference Newcomer of the Year after setting a school freshman record with 10.5 rebounds per game.

He led Houston to two NCAA Final Four appearances and earned All-America First-Team honors in 1983, after helping lead "Phi Slama Jama" to the national championship game

against NC State.

Drexler was the 14th overall player selected in the first round of the 1983 NBA Draft by the Portland Trail Blazers. A 10-time NBA All-Star player, Drexler was a member of the 1992 Olympic "Dream Team" and led the Trail Blazers to the 1990 and 1992 NBA Finals.

He spent more than 11 seasons in Portland, setting franchise records in 10 categories. Drexler was traded to Houston on Feb. 14, 1995, and helped lead the Rockets to the NBA championship that season. Two years later, he helped the Rockets reach the 1997 Western Conference Finals.

In 1996, the NBA named him one of its 50 Greatest Players of All-Time.

After leading the Rockets in scoring in 1997-98, Drexler announced his retirement to return to UH as head coach. He served in that position from 1998 to 2000.

DUNBAR, LOUIS

As a player and coach for the Harlem Globetrotters, **Louis "Sweet Lou" Dunbar** has entertained basketball fans for more than 26 seasons. Dunbar, who is 6-10, was one of the first big men to play point guard when he played at Houston in 1973-75 and competed at all five positions during his Cougar career.

In 1974-75, Dunbar averaged 23 points and seven rebounds to earn All-America Third-Team honors.

Following his senior year, Dunbar was drafted by the Philadelphia 76ers in the 1975 NBA Draft.

He served as the head coach of the Harlem Globetrotters from 2008-10 and is now the director of player personnel for that famous franchise.

FERTITTA CENTER

On Dec. 1, 2018, the Cougars opened the \$60-million Fertitta Center with a 61-61 win over No. 18/21 Oregon.

The state-of-the-art venue was made possible by a generous \$20-million donation from **University of Houston System Board of Regents Chairman Tillman Fertitta** and his family.

In 2018-19, more than 105,000 fans poured into the new facility on the way to nine sellouts, a first since 1998-99. It was only the fourth time in school history that the Cougars reached 100,000+ attendance in a season.

The building hosted ESPN's *College GameDay* presented by State Farm for the first time in program history.

As a team, the Cougars have posted a 76-6 record inside their home, including a perfect 15-0 mark in 2020-21.

FOSTER, PAT

Pat Foster was named Houston's third head coach in 1986-87, when he succeeded **Guy V. Lewis**. During his seven seasons at UH, Foster compiled a 142-73 record with six postseason tournament appearances.

Foster was named the 1992 Southwest Conference Coach of the Year after leading the Cougars to the 1992 SWC co-championship. He also directed the Cougars to the 1987, 1990 and 1992 NCAA Tournaments and the 1988, 1991 and 1993 NIT postseason tournaments.

GAME OF THE CENTURY

In a titanic contest between the two best teams and the two best players in the nation, the Cougars upset top-ranked UCLA 71-69 before a capacity crowd of 52,693 in the Astrodome on Jan. 20, 1968.

All-American **Elvin Hayes** scored 39 points and pulled down 15 rebounds in the first nationally televised college game.

GERVIN, GEE

Gee Gervin became the first Cougar to earn All-Conference USA First-Team honors in 1998-99, after becoming the first

player in C-USA history to lead the league in scoring and assists with 20.6 points and 4.1 assists per game. Gervin also was named an All-C-USA First-Team performer for the second straight year in 1999-00.

GRAY, ROB

Guard **Rob Gray** was one of the most colorful and exciting players for the Cougars during his three years at Houston.

In 91 career games, Gray scored 1,710 points and reached the 1,000-point milestone in only 55 games, the 12th-fastest pace in Houston history.

He was a two-time American Athletic Conference scoring champion – joining Houston legend Otis Birdsong as the only Cougars to accomplish that feat twice – and was a two-time All-American Athletic Conference First-Team performer.

As a senior in 2017-18, Gray grew his out longer, forcing him to put his long locks up in a "man-bun" as it came to be known by Cougar and college basketball fans that season.

However, Gray will forever be remembered for his performance against San Diego State in the First Round of the 2018 NCAA Tournament in Wichita, Kan. Driving the lane with time running out in a tie game, Gray banked in a layup to give the Cougars a 67-65 win over the Aztecs on March 15, 2018.

They were his 38th and 39th points of the game, setting a personal best at the most opportune time.

GULF COAST CONFERENCE

Houston was a member of the Gulf Coast Conference in 1949-50 when the Cougars won the league championship. Midwestern State, North Texas and Trinity were other members.

HALL OF HONOR

In November 2010, **Larry Micheaux** became the 17th representative from the basketball program to be inducted into the University of Houston Athletics Hall of Honor.

Other members include: **Guy Lewis** (1971), **Gary Phillips** (1972), **Elvin Hayes** (1974), **Don Boldebuck** (1976), **Don Chaney** (1981), **Alden Pasche** (1982), **Clyde Drexler**, **Hakeem Olajuwon**, **Ken Spain** and **head coach Guy Lewis** (1998), **Otis Birdsong** (2000), **Dwight Jones** (2002), **Michael Young** (2004), **Dwight Davis** and **Rob Williams** (2006) and **Louis Dunbar** and the 1967-68 team (2008).

HAYES, ELVIN

Voted one of the Top 25 NCAA's all-time players in a 2005 *CBS Sportsline.com* fan poll, **Elvin Hayes** put the University of Houston on the college basketball map on Jan. 20, 1968, when he led the Cougars to a 71-69 victory over No. 1 UCLA in the Houston Astrodome.

He is the greatest player ever to wear a Cougar uniform and continues to hold school records for most points and rebounds in a game, season and career. Hayes was a two-time, consensus All-America performer and led the Cougars to an 81-12 record and three NCAA Tournament berths during his three seasons as a player.

In July 2013, he was named an inductee to the College Basketball Hall of Fame.

HENDRIX, LLOYD

A four-year letterman from 1947-51, **Lloyd Hendrix** was the first Cougar to score 1,000 points in his career. Hendrix tallied 1,026 points and ranks 39th on Houston's current career scoring list.

INDEPENDENT

Houston was independent of any conference affiliation from 1960-76. During that span, the Cougars had a 308-112 record and played in nine NCAA Tournaments and one NIT. Houston also played in their first two NCAA Final Fours in 1967 and 1968.



HOUSTON BASKETBALL A to Z

JONES, DWIGHT

A member of the UH Athletics Hall of Honor and the 1972 U.S. Olympic Team, **Dwight Jones** played two seasons at Houston from 1971-73. He led the Cougars in rebounding both seasons with averages of 13.3 and 14.1 rebounds per game, respectively.

He also led Houston with 97 blocked shots in 1972-73 before being selected by the Atlanta Hawks in the first round of the 1973 NBA Draft. Davis played 10 seasons in the NBA with the Hawks, Houston Rockets, Chicago Bulls and Los Angeles Lakers.

LAFAYETTE, OLIVER

A two-time All-Conference USA Second-Team selection and a member of the 2007 C-USA All-Tournament Team, **Oliver Lafayette** set a single-season and career record for most steals per game.

A native of Baton Rouge, La., Lafayette also was named the *The Sporting News* National Player of the Week after leading Houston to back-to-back upset wins at No. 25 LSU, when he scored a career-high 32 points, and No. 13 Arizona, when he netted 28 points.

Lafayette scored a game-high 23 points and tied Houston's NIT record with eight steals in a 77-67 win over BYU in the First Round on March 15, 2006. It was Houston's first national postseason tournament win since 1984.

As a senior, he led the Cougars to their first C-USA Tournament championship game after averaging 14.3 points and 5.3 rebounds in three games.

LEWIS, GUY V.

A name synonymous with Cougar Basketball, **Guy V. Lewis** was an integral part of Houston's program as a player, assistant coach and head coach.

He was the team captain of Houston's first two Lone Star Conference championship teams. After serving three seasons as an assistant coach, Lewis was named the program's second head basketball coach in 1956.

During the next 30 seasons, Lewis recorded 592 wins and led the Cougars to five NCAA Final Four appearances, 14 NCAA Tournaments and four Southwest Conference Postseason Classic titles. He also guided Houston to the 1977 NIT Championship game and produced 11 first round selections in the NBA Draft and 29 NBA Draft selections overall.

For all his impressive achievements, he became the fourth and latest Cougar to be inducted into the Naismith Memorial Basketball Hall of Fame with his enshrinement in September 2013.

LONE STAR CONFERENCE

Houston first competed as a member of the Lone Star Conference from 1946 to 1949. Other members of the league were East Texas State, North Texas State, Sam Houston State, Southwest Texas State, and Stephen F. Austin. The Cougars won the LSC championship in their first two seasons of existence and ended the 1948-49 campaign in second place.

The Lone Star Conference celebrated its 75th anniversary in 2006-07, and former UH player and head coach **Guy V. Lewis** was named among the league's All-Time players. Former athletics director **Rudy Davalos** also was recognized for his career at Texas State.

MCCALLUM, RAY

Ray McCallum became Houston's sixth head coach on April 20, 2000. In 2001-02, his Cougar team finished with an 18-15 record, reached the C-USA Tournament semifinals and earned a berth to the NIT.

MCDONALD'S ALL-AMERICANS

Alton Ford and **Rickie Winslow** earned McDonald's High

School All-America honors before signing with Houston.

Winslow was a starting forward on Houston's 1983-84 NCAA Final Four team as a freshman. He also helped the Cougars reach the 1985 NIT and 1987 NCAA Tournament. He ended his career ranked among the school's Top-10 career leaders with with 1,548 points and 969 rebounds.

Ford was named to the Freshman All-America Fourth Team and to the Conference USA All-Freshman Team in 2000-01.

Forward **Jarace Walker** became the latest McDonald's All-American to join the Cougars out of high school, signing for the 2022-23 season.

MISSOURI VALLEY CONFERENCE

Houston competed as a member of the Missouri Valley Conference from 1950 to 1960. Other members of the conference at that time were Bradley, Detroit, Drake, Oklahoma State, Saint Louis, Tulsa and Wichita State between 1950-57.

Oklahoma State and Detroit left the league in 1957 and were replaced by Cincinnati and North Texas State. The Cougars won the MVC championship in 1956.

NAIB TOURNAMENT

Before earning its first NCAA Tournament bid in 1956, Houston played in the NAIB tournament in Kansas City, Mo., during each of its first two seasons in 1946 and 1947.

NAISMITH MEMORIAL BASKETBALL HALL OF FAME

In September 2013, legendary head coach **Guy V. Lewis** was enshrined in the Naismith Memorial Basketball Hall of Fame, nearly 30 years after his final game with the Cougars.

He became the fourth Cougar to earn the sport's greatest honor. Lewis was named a finalist for the award in 2003.

In September 2008, **Hakeem Olajuwon** became the third Cougar to be inducted into the Naismith Memorial Basketball Hall of Fame.

Clyde Drexler was inducted in 2004, while **Elvin Hayes**, was enshrined in 1990.

Former Cougar golfer and current CBS basketball announcer **Jim Nantz** received the Curt Gowdy Electronic Media Award in 2002.

NANTZ, JIM

Former University of Houston golfer **Jim Nantz** has served as the lead play-by-play announcer for CBS Sports' college basketball coverage since 1990. Before becoming the lead play-by-play announcer, Nantz served as host of CBS's coverage of the NCAA Tournament and Final Four.

NATIONAL COACH OF THE YEAR

Head coach **Guy V. Lewis** was named the Coach of the Year by the National Association of Basketball Coaches in 1968 and 1983.

Current Head Coach **Kelvin Sampson** was named the Associated Press National Coach of the Year in 1995 and the NABC National Coach of the Year in 2002 with both coming during his Oklahoma tenure.

Sampson was recognized as the Clarence "Big House" Gaines National Coach of the Year by the National Sports Media Association following the Cougars' record-setting 33-4 season in 2018-19.

With the Cougars' run to the 2021 NCAA Final Four, Sampson was honored as the John McLendon National Coach of the Year Award recipient.

Following Houston's run to the 2022 NCAA Elite Eight, Sampson was named the National Coach of the Year by CBS Sports.

NATIONAL PLAYER OF THE YEAR

The University of Houston has produced two National Players of the Year. **Elvin Hayes** earned the award in 1968 after leading the Cougars to a 31-2 record and second straight appearance in the NCAA Final Four.

Hakeem Olajuwon collected the hardware in 1984 after leading UH to its third straight NCAA Final Four berth.

NBA'S ALL-TIME TOP 50 PLAYERS

Houston joined North Carolina and LSU as the only schools to produce three players who were named to the NBA's All-Time Top 50 players in 1997. **Clyde Drexler**, **Elvin Hayes** and **Hakeem Olajuwon** were the three Cougars named to the team.

NBA'S 75TH ANNIVERSARY TEAM

Houston legends **Clyde Drexler**, **Elvin Hayes** and **Hakeem Olajuwon** were named to the NBA 75th Anniversary Team in October 2021.

NBA DRAFT

Forty-six Cougar players have been selected in the NBA Draft. Houston is one of only 14 NCAA schools to have two No. 1 picks in the NBA Draft. The San Diego Rockets selected **Elvin Hayes** in 1968, while the Houston Rockets picked **Hakeem Olajuwon** in 1984.

In addition, **Dwight Davis** and **Otis Birdsong** were the second overall players picked in the draft. The Cleveland Cavaliers selected Davis in 1972 and Birdsong was selected by the Kansas City Kings in 1977.

Those four players are among 12 Cougars chosen in the draft's First Round.

Guard **Quentin Grimes** became the Cougars' first First-Round selection since 1987 with his pick at No. 25 by the New York Knicks in the 2021 NBA Draft.

NBA CHAMPIONS

Three Cougar players have been a part of NBA championship teams. **Elvin Hayes** led the Washington Bullets to the 1978 NBA championship.

Hakeem Olajuwon led the Houston Rockets to back-to-back NBA titles in 1994 and 1995, while **Clyde Drexler** joined Olajuwon as a member of the Rockets' 1995 NBA championship squad.

NCAA TOURNAMENT

Houston has competed in 24 NCAA Tournaments, compiling a 38-29 record. The Cougars finished as the NCAA National Runner-up in 1983 and 1984, while finishing third in 1967.

The Cougars have advanced to six NCAA Final Fours with four consecutive berths in the NCAA Sweet 16 or farther entering the 2023-24 season.

NCAA FINAL FOUR

The Cougars have competed in six NCAA Final Fours with back-to-back appearances in 1967 and 1968, three straight berths from 1982 to 1984 and the most recent berth in 2021.

NCAA ALL-TOURNAMENT TEAM

Hakeem Olajuwon was named the 1983 NCAA Final Four Most Outstanding Player and was named to the NCAA All-Tournament Team in 1984.

He was the last player to receive Most Outstanding Player accolades while playing for a team that did not win the national championship.

Elvin Hayes was an All-Tournament selection in 1968, while **Alvin Franklin** and **Michael Young** joined Olajuwon on the 1984 NCAA All-Tournament Team.



HOUSTON BASKETBALL A to Z

NIT

The Cougars played in the NIT for the 11th time in 2017. Houston's other NIT appearances came in 1962, 1977, 1985, 1988, 1991, 1993, 2002, 2005 and 2016.

The Cougars have compiled a 5-11 record in the NIT with the last win coming in 2006 against BYU during the First Round. In 1977, the Cougars rattled off three straight wins in the NIT to advance to the tournament's championship game.

The Cougars advanced to the Second Round in 1988. In addition, the Cougars played in the 1990 Preseason NIT and were 1-1 in games at Wichita State and at St. John's.

The Cougars ended their 2015-16 season with an 81-62 loss at Georgia Tech in the First Round. Houston dropped a 78-75 decision to Akron on March 15, 2017, in H&PE Arena on the Texas Southern campus.

OLAJUWON, HAKEEM

Named one of the NCAA's Top 25 all-time players in a 2005 *CBSSportsline.com* fan poll, **Hakeem Olajuwon** is one of eight centers in history to lead his team to three straight NCAA Final Fours.

A two-time All-American performer, Olajuwon was named a consensus All-American in 1983-84 after becoming just the third player in history to lead the NCAA in two different categories. He led the nation in field-goal percentage (.675) and rebounding (13.5 average).

He was named the Southwest Conference Player of the Decade for the 1980s.

OLYMPIC GAMES

In addition to **Clyde Drexler** and **Hakeem Olajuwon** playing on "Dream Teams" I and II, five other Cougars have played in the Olympic Games.

Ken Spain played for the United States in 1968, while **Dwight Jones** was a member of the USA team in 1972. At the 1992 Olympic Games in Barcelona, **Rolando Ferreira** played for Brazil, while **Carl Herrera** and **David Diaz** played on Venezuela's first Olympic team.

OUTLAW, BO

Bo Outlaw was named the Southwest Conference Player of the Year in 1992-93 after leading the nation in field-goal percentage and the SWC in blocked shots for the second straight season.

Outlaw came to Houston as a junior college transfer in 1991-92 and was a two-time SWC Defensive Player of the Year.

He played with five teams during his NBA career, including the Orlando Magic during the 2007-08 season.

OVERTIME

The Cougars have posted a 50-46 overall record in overtime games during their all-time history. The Cougars are 42-37 in single overtime games, 7-4 in double overtime contests, 1-3 in triple overtime bouts and 0-2 in quadruple overtime battles.

Houston also has a 29-12 mark in overtime games played at home, a 15-30 mark in road overtime contests and a 6-4 record at neutral sites.

PASCHE, ALDEN

The late **Alden Pasche** was Houston's first head coach and compiled a 135-116 record in 11 seasons at UH. Pasche led the Cougars to championships in the Lone Star Conference (1946 and 1947), Gulf Coast Conference (1949) and Missouri Valley Conference (1956).

PENDERS, TOM

Tom Penders was named Houston's seventh head coach on March 23, 2004. In six seasons at Houston, Penders compiled a 121-77 career record as head coach.

He also finished with a 648-438 record in 36 seasons overall as a head coach.

He came to Houston after coaching at George Washington, Texas, Rhode Island, Fordham, Columbia and Tufts.

PHILLIPS, GARY

A three-time, All-Missouri Valley Conference selection, **Gary Phillips** was the first Cougar to attain All-America status after being named to the Second Team in 1959-60.

In 1960-61, he was named to the All-America First Team after helping leading the Cougars to their second NCAA Tournament appearance.

Phillips also became the first Cougar selected in the first round of the NBA Draft when he was chosen by the Boston Celtics in 1961.

PHI SLAMA JAMA

Born from the fast break and furious slam dunking style of play, Texas' tallest fraternity leaped to the top of college basketball charts in 1982-83. The name was coined by former *Houston Post* sportswriter Thomas Bonk.

Houston's *Phi Slama Jama* compiled a 31-3 record, put together the nation's longest winning streak of 26 games and finished the regular season as the nation's No. 1 team.

Phi Slama Jama won the Southwest Conference title with a 16-0 record, won the SWC Postseason Classic and defeated No. 2 Louisville in the NCAA Final Four before falling 54-52 to NC State in the NCAA Championship game.

RETIRED JERSEYS

Former All-American **Michael Young**'s No. 42 jersey was retired in halftime ceremonies against Kentucky on Dec. 18, 2007. He became the fifth Cougar player to have his jersey retired.

Elvin Hayes became the first UH athlete in any sport to have his jersey retired in 1993, when his 44 jersey was retired.

Otis Birdsong's No. 10 jersey was retired on Jan. 18, 1997. UH honored **Clyde Drexler** and **Hakeem Olajuwon** on Feb. 12, 1997, when their No. 22 (Drexler) and No. 34 (Olajuwon) jerseys were retired.

SAMPSON, KELVIN

Kelvin Sampson became the ninth head coach in Houston Men's Basketball history with his hiring in April 2014. He joined the Cougars after previous head coaching stints at Indiana, Oklahoma, Washington State and Montana Tech.

With his 100th win as a Cougar at SMU on Jan. 16, Sampson reached that milestone faster than any Houston coach in program history (149 games).

Sampson became the program's second winningest coach with the Cougars' win over South Carolina inside the Fertitta Center on Dec. 5, 2021.

He is the only coach in program history to lead the Cougars to eight consecutive 20-win seasons and be named a conference Coach of the Year four times at Houston.

SOUTHWEST CONFERENCE

Houston competed as a member of the Southwest Conference from 1976-96 before joining Conference USA. Other members of the league included Arkansas, Baylor, Rice SMU, Texas, Texas A&M, TCU and Texas Tech.

The Cougars won three SWC championships and five SWC Tournament titles. UH also played in nine NCAA Tournaments and five NITs as a SWC member.

SWC PLAYERS OF THE DECADE

Only Cougars were selected as Southwest Conference Players of the Decade. A 1977 Consensus All-American, **Otis Birdsong** was the SWC Player of the Decade for the 1970s. He was the only SWC player to average 30 points in a season, ending the 1976-77 season with a 30.3 average.

A 1984 Consensus All-American, **Hakeem Olajuwon** was named the SWC Player of the Decade for the 1980s after leading the Cougars to three consecutive Final Four berths. He also became the third player in NCAA history to lead the nation in two statistical categories with a .675 field-goal percentage and 13.5 rebounds per game.

SWC PLAYERS OF THE YEAR

Six Cougars were named the Southwest Conference Player of the Year from 1977 to 1993. **Otis Birdsong** was selected the SWC Player of the Year in 1977, while **Rob Williams** earned the honor in 1981.

Teammates **Clyde Drexler** and **Michael Young** shared the award in 1983. **Hakeem Olajuwon** was named the 1984 SWC Player of the Year. In addition, **Bo Outlaw** earned SWC Player of the Year honors in 1993.

SWC COACHES OF THE YEAR

Two Cougar coaches earned three Southwest Conference Coach of the Year honors during their careers.

Guy V. Lewis was named the SWC Coach of the Year in 1983 and 1984 after leading Houston to back-to-back SWC championships with a combined 31-1 league record.

Pat Foster attained SWC Coach of the Year honors in 1992 after leading Houston to a second-place finish in the SWC standings.

TELEVISION

The University of Houston played in the first nationally televised regular season game, when the Cougars met UCLA on Jan. 20, 1968, inside Houston's Astrodome. during the *Game of the Century*.

TRUSCOTT, LOUIS

Louis Truscott was named an All-Conference USA First-Team selection in 2002-03 after finishing among the nation's top six rebounding leaders with an 11.3 average. Truscott also led C-USA in double-doubles with 16.

He was an All C-USA Third-Team choice in 2001-02 after recording 13 double-double performances.

UPI POLL

The Cougars finished in final rankings of the UPI coaches poll nine times. The Cougars ended their 1968 and 1983 seasons as the No. 1 team in the poll and were in the Top 10 on two other occasions.

YOUNG, MICHAEL

Michael Young was elected into the Athletics Hall of Honor in 2004. Young is one of three Cougars to score 2,000 points in their collegiate careers, ending with 2,043 points between 1980-84.

The Cougars posted a 109-25 overall record during his collegiate career with Young as the scoring leader for two of Houston's most successful teams. He led "Phi Slama Jama" with a 17.3 scoring average in 1982-83 and the 1983-84 NCAA Finalist with 19.8 points per game.

Young also led the 1983-84 squad in steals with 1.8 per game.

**COUGARS in the NBA****GREG ANDERSON**

1988-89 NBA All-Rookie First Team

1987-89 • San Antonio Spurs
 1989-91 • Milwaukee Bucks
 1990-91 • New Jersey Nets
 1990-92 • Denver Nuggets
 1993-94 • Detroit Pistons
 1994-95 • Atlanta Hawks
 1995-97 • San Antonio Spurs
 1997-98 • Atlanta Hawks

OTIS BIRDSONG

Four-time NBA All-Star

1977-81 • Kansas City Kings
 1981-88 • New Jersey Nets
 1988-89 • Boston Celtics

ARMONI BROOKS

2020-22 • Houston Rockets
 2022 • Toronto Raptors

DON CHANEY

• 1969, 1974 NBA Champions
 • 1991 NBA Coach of the Year

1984-87 • Los Angeles Clippers • Head Coach
 1988-92 • Houston Rockets • Head Coach
 1993-95 • Detroit Pistons • Head Coach
 2001-04 • New York Knicks • Head Coach

1968-75 • Boston Celtics
 1975-76 • St. Louis Spirits (ABA)
 1976-78 • Los Angeles Lakers
 1978-80 • Boston Celtics

MARCUS COUSIN

2011 • Utah Jazz

DWIGHT DAVIS

1972-73 NBA All-Rookie First Team

1972-75 • Cleveland Cavaliers
 1975-77 • Golden State Warriors

DAMYEAN DOTSON

2017-20 • New York Knicks
 2020-21 • Cleveland Cavaliers

CLYDE DREXLER

• 2004 Naismith Memorial Basketball Hall of Fame Inductee
 • NBA's 75th Anniversary Team
 • NBA's All-Time Top 50 Greatest Players
 • 10-Time NBA All-Star
 • 1991-92 All-NBA First Team
 • 1996 NBA Champions

1983-95 • Portland Trail Blazers
 1995-98 • Houston Rockets

ROLANDO FERREIRA

1988-89 • Portland Trail Blazers

ALTON FORD

2001-03 • Phoenix Suns
 2003-04 • Houston Rockets

ANTHONY GOLDWIRE

1995-97 • Charlotte Hornets
 1996-98, 2000-01 • Denver Nuggets
 2002-03 • San Antonio Spurs / Washington Bullets
 2003-04 • New Jersey Nets / Minnesota Timberwolves
 2004-05 • Milwaukee Bucks / Detroit Pistons
 2005-06 • Los Angeles Clippers

QUENTIN GRIMES

2021 – present • New York Knicks

ELVIN HAYES

• 1990 Naismith Memorial Basketball Hall of Fame Inductee
 • 1978 NBA Champions
 • NBA's 75th Anniversary Team
 • NBA's All-Time Top 50 Greatest Players
 • 12-Time NBA All-Star
 • Three-time All-NBA First Team
 • 1968-69 NBA All-Rookie First Team
 • 1968 NBA Draft No. 1 Overall Pick

1968-71 • San Diego Rockets
 1971-72 • Houston Rockets
 1972-81 • Washington Bullets
 1981-84 • Houston Rockets

CARL HERRERA

• 1994-95 NBA Champions
 1991-95 • Houston Rockets
 1995-98 • San Antonio Spurs
 1998-99 • Vancouver Grizzlies / Denver Nuggets

NATE HINTON

2020-21 • Dallas Mavericks
 2021-22 • Indiana Pacers
 2023 – present • Houston Rockets

DeJON JARREAU

2021-22 • Indiana Pacers

DAMON JONES

1999 • New Jersey Nets / Boston Celtics
 1999-00 • Golden State Warriors / Dallas Mavericks
 2000-01 • Vancouver Grizzlies
 2001-02 • Detroit Pistons
 2002-03 • Sacramento Kings
 2003-04 • Milwaukee Bucks
 2004-05 • Miami Heat
 2005-08 • Cleveland Cavaliers
 2008-09 • Milwaukee Bucks

DWIGHT JONES

1973-76 • Atlanta Hawks
 1976-79 • Houston Rockets
 1979-83 • Chicago Bulls
 1982-83 • Los Angeles Lakers

OLIVER LAFAYETTE

2009-10 • Boston Celtics

TED LUCKENBILL

1961-62 • Philadelphia Warriors
 1962-63 • San Francisco Warriors

SAM MACK

1992-93 • San Antonio Spurs
 1995-97 • Houston Rockets
 1997-98 • Vancouver Grizzlies
 1998-99 • Houston Rockets
 1999-00 • Golden State Warriors
 2001-02 • Miami Heat

LARRY MICHEAUX

1983-84 • Kansas City Kings
 1984-85 • Milwaukee Bucks / Houston Rockets



COUGARS in the NBA

HAKEEM OLAJUWON

- 2008 Naismith Memorial Basketball Hall of Fame Inductee
- 1994-95 NBA Champions
- NBA's 75th Anniversary Team
- NBA's All-Time Top 50 Greatest Players
- 1993-94 NBA Most Valuable Player
- Two-time NBA Finals Most Valuable Player
- Two-time NBA Defensive Player of the Year
- 12-Time NBA All-Star
- Six-Time All-NBA First Team
- Five-Time NBA All-Defensive Team
- 1984-85 NBA All-Rookie First Team
- 1984 NBA Draft No. 1 Overall Pick

1984-01 • Houston Rockets

2001-02 • Toronto Raptors

BO OUTLAW

1993-97 • Los Angeles Clippers

1997-01 • Orlando Magic

2001-03 • Phoenix Suns

2003-04 • Memphis Grizzlies

2004-05 • Phoenix Suns

2005-08 • Orlando Magic

ANDRE OWENS

2005-06 • Utah Jazz

2007-08 • Indiana Pacers

GARY PHILLIPS

• 1962 NBA Champions

1961-62 • Boston Celtics

1962-66 • San Francisco Warriors

GEORGE REYNOLDS

1969-70 • Detroit Pistons

MARCUS SASSER

2023 – present • Detroit Pistons

JONATHON SIMMONS

2015-17 • San Antonio Spurs

2017-19 • Orlando Magic

2019 • Philadelphia 76ers

JARACE WALKER

2023 – present • Indiana Pacers

ROB WILLIAMS

1982-84 • Denver Nuggets

RICKIE WINSLOW

1987-88 • Milwaukee Bucks

NBA DRAFT HISTORY

With the selection of **Elvin Hayes** by the San Diego Rockets in 1968 and **Hakeem Olajuwon** by the Houston Rockets in 1984, the Cougars are one of only 18 college teams to produce two No. 1 overall picks in the NBA Draft.

UH joins Cincinnati (2000, 1960); Duke (2022, 2019, 2011, 1999); Duquesne (1956, 1955); Georgetown (1996, 1985); Indiana (1977, 1961); Kansas (2014, 1988); Kansas State (1959, 1949); Kentucky (2015, 2012, 2010); LSU (2016, 1992); Maryland (1995, 1976); Michigan (1993, 1966); North Carolina (1986, 1982); Purdue (1994, 1980); UCLA (1974, 1969); UNLV (2013, 1991); Utah (2005, 1962) and West Virginia (1957, 1952).

Year	Player	Round	Pick	Team
2023	Jarace Walker	First	8	Indiana Pacers
	Marcus Sasser	First	25	Detroit Pistons
2021	Quentin Grimes	First	25	New York Knicks
2017	Damyean Dotson	Second	44	New York Knicks
2001	Alton Ford	Second	50	Phoenix Suns
1994	Anthony Goldwire	Second	52	Phoenix Suns
1991	Alvaro Teheran	Second	44	Philadelphia 76ers
1990	Carl Herrera	Second	30	Miami Heat
1988	Rolando Ferreira	Second	26	Portland Trail Blazers
1987	Greg Anderson	First	23	San Antonio Spurs
	Rickie Winslow	Second	28	Chicago Bulls
1986	Alvin Franklin	Fourth	80	Sacramento Kings
1985	Reid Gettys	Fifth	103	Chicago Bulls
1984	Hakeem Olajuwon	First	1	Houston Rockets
	Michael Young	First	24	Boston Celtics
	Carl Lewis	10th	208	Chicago Bulls
1983	Clyde Drexler	First	14	Portland Trail Blazers
	Larry Micheaux	Second	29	Chicago Bulls
1982	Rob Williams	First	19	Denver Nuggets
	Lynden Rose	Sixth	136	Los Angeles Lakers
1980	Kenneth Williams	Ninth	189	Dallas Mavericks
1978	Cecile Rose	Fifth	89	New Jersey Nets
	Charles Thompson	Sixth	128	Phoenix Suns
1977	Otis Birdsong	First	2	Kansas City Kings
1976	David Marrs	Fifth	78	Houston Rockets
1975	Louis Dunbar	Fourth	59	Philadelphia 76ers
	Maurice Presley	Fifth	78	Portland Trail Blazers
1973	Dwight Jones	First	9	Atlanta Hawks
	Steve Newsome	Third	47	Chicago Bulls
1972	Dwight Davis	First	3	Cleveland Cavaliers
1971	Poo Welch	Fourth	56	Atlanta Hawks
1970	Melvin Bell	11th	183	Baltimore Bullets
	Ollie Taylor	12th	189	Cleveland Cavaliers
1969	Ken Spain	Second	20	Chicago Bulls
	George Reynolds	Ninth	117	Detroit Pistons
1968	Elvin Hayes	First	1	San Diego Rockets
	Don Chaney	First	12	Boston Celtics
1967	Don Kruse	10th	105	Los Angeles Lakers
1965	Jack Morgenthal	14th	98	Philadelphia 76ers
1963	Lyle Harger	Third	25	Los Angeles Lakers
1961	Gary Phillips	First	9	Boston Celtics
	Ted Luckenbill	Second	15	Philadelphia Warriors
1956	Don Boldebuck	Fifth	----	Boston Celtics
	Arthur Helms	Sixth	----	St. Louis Hawks
	Jack Margenthaler	Supplemental	----	Philadelphia Warriors
1955	Don Boldebuck	Sixth	----	Minneapolis Lakers
1954	Gary Shivers	10th	81	Baltimore Bullets
1952	Royce Ray	NA	----	Rochester Royals
1947	Charles Raynor	NA	----	Baltimore Bullets

MICHAEL YOUNG

1984-85 • Phoenix Suns

1985-86 • Philadelphia 76ers

1993-94 • Los Angeles Clippers

2020-21 NCAA FINAL FOUR TEAM


NCAA FINAL FOUR • No. 3 (Ferris Mowers Coaches) • No. 6 (AP)
NCAA MIDWEST REGIONAL CHAMPIONS | AMERICAN ATHLETIC CONFERENCE TOURNAMENT CHAMPIONS
Captain: DeJon Jarreau, Justin Gorham

Front Row (L-R): Assistant Coach Alvin Brooks, Director of On-Campus Relations Bilal Batley, Assistant Coach Kellen Sampson, Cameron Tyson, Jamal Shead, Ryan Elvin, Marcus Sasser, Quentin Grimes, Tramon Mark, Fabian White Jr., DeJon Jarreau, Internal Operations Matthew McDonald, Justin Gorham, Student Manager Geoff Beckham, Caleb Broodo, Director of External Operations Lauren Sampson, Head Coach Kelvin Sampson and Video Coordinator K.C. Beard. **Back Row:** Associate Director of Operations Raul Ganzalez, Assistant AD for Sports Medicine John Houston, Student Manager, Kellen Hutchinson, Assistant Coach Quannas White, J'Wan Roberts, Reggie Chaney, Brison Gresham, Kiyron Powell, Associate Director of Player Development Mikhail McLean, Director of Player Development Hollis Price, Director of Operations Meshu Negga and Director of Sports Performance Alan Bishop.

2020-21 SCHEDULE (28-4 • 14-3 American)

UH Rk	Date	Result	Opponent
#17/18	Nov. 25	W 89-45	Lamar
Southwest Showcase			
#17/18	Nov 27	W 68-58	Boise State
Southwest Showcase (Dickies Arena; Fort Worth, Texas)			
#17/18	Nov. 29	W 64-53	vs. #14/13 Texas Tech
#10/18	Dec. 5	W 77-67	South Carolina
#7/8	Dec. 9	Canceled	Sam Houston State
#7/8	Dec. 12	Canceled	Rice
#6/8	Dec. 15	Canceled	*UCF
#6/8	Dec. 19	Canceled	at rv/rv Alabama
#6/8	Dec. 20	W 88-55	Alcorn State
#6/7	Dec. 22	W 76-50	*Temple
#6/7	Dec. 26	W 63-54	*at rv/rv UCF
#5/5	Dec. 29	L 64-65	*at Tulsa
#5/5	Jan. 3	W 74-60	*at rv/rv SMU
#11/11	Jan. 6	W 70-63	*Wichita State
#11/11	Jan. 9	W 71-50	*Tulane
#11/11	Jan. 14	Cancel	*at USF
#11/11	Jan. 17	W 75-58	*UCF
#8/8	Jan. 20	W 86-59	*nr/rv Tulsa
#8/8	Jan. 23	W 86-51	*at Temple
#6/6	Jan. 28	W 83-60	*at Tulane
#6/6	Jan. 31	W 70-48	*SMU
#5/5	Feb. 3	L 73-82	*at ECU
#5/5	Feb. 6	W 112-46	Our Lady of the Lake
#8/7	Feb. 10	W 82-65	*at USF
#8/7	Feb. 14	Canceled	*Memphis
#6/5	Feb. 17	Canceled	*East Carolina
#6/5	Feb. 18	L 63-68	*at Wichita State
#6/5	Feb. 21	W 90-52	*Cincinnati
#12/10	Feb. 25	W 81-57	*rv/- WKU
#12/10	Feb 28	W 98-52	*USF
#9/7	March 7	W 67-64	*Memphis
American Athletic Conference Championship (Dickies Arena; Fort Worth, Texas)			
#7/7	March 12	W 77-52	vs. (10) Tulane
#7/7	March 13	W 76-74	vs. (3) Memphis
#7/7	March 14	W 91-54	vs. (5) Cincinnati
NCAA Tournament First Round (Skojdt Assembly Hall, Bloomington, Ind.)			
#6/6	March 19	W 87-56	vs. (15) Cleveland State
NCAA Tournament Second Round (Lucas Oil Stadium - Unity Court, Indianapolis)			
#6/6	March 21	W 63-60	vs. (10) Rutgers
NCAA Tournament Regionals Sweet 16 (Hinkle Fieldhouse, Indianapolis)			
#6/6	March 27	W 62-46	vs. (11) Syracuse
NCAA Tournament Regionals Elite Eight (Lucas Oil Stadium - Equality Court, Indianapolis)			
#6/6	March 29	W 67-61	vs. (12) Oregon State
NCAA Tournament Final Four (Lucas Oil Stadium - Equality Court, Indianapolis)			
#6/6	April 3	L 59-78	vs. (1) #3 Baylor

NOTES

- For the first time in nearly four decades, the Cougars advanced to the NCAA Final Four following victories over Cleveland State, Rutgers Syracuse and Oregon State.
- Fighting through COVID-protocols that forced the cancellation of seven games, the Cougars posted a 28-4 overall record and captured their first conference tournament championship since 2010.
- Head Coach Kelvin Sampson** received the John McLendon National Coach of the Year Award, presented annually to the nation's top head coach.
- With the Cougars' 67-61 win over Oregon State in the Elite Eight, Sampson did more than celebrate his second appearance in the NCAA Final Four. He also competed in the 1,000th game of his award-winning career.
- Junior guard **Quentin Grimes** was named to multiple All-America Third Teams, becoming the first Cougar to be named to one of the nation's first three teams since 1984. Grimes also was named the American Athletic Conference Player of the Year and the league tournament's Most Outstanding Player.
- Senior guard **DeJon Jarreau**, senior forward **Justin Gorham** and sophomore guard **Marcus Sasser** were each named to the league's Second Team. Jarreau was recognized as The American Defensive Player of the Year, while Gorham was honored as its Most Improved Player.
- With 15 points, 10 rebounds and a career-high 10 assists against Tulane in the American Athletic Conference Championship Quarterfinals, Jarreau became only the seventh Cougar in school history to record a triple-double and the first since Bo Outlaw against Texas A&M on Feb. 17, 1993.
- Senior forward **Brison Gresham** ended his career as the winningest player in Fertitta Center, assembling a 44-3 record in the Cougars' home arena.
- Sophomore guard **Cameron Tyson** set a school record with 10 3-pointers in the Cougars' 112-46 win over Our Lady of the Lake inside the Fertitta Center on Feb. 6, 2021.

2020-21 HOUSTON COUGARS (28-4 • 14-3 American)

No.	Player	Pos.	Ht.	Wt.	Cl.-Exp.	Hometown
1	Jamal Shead	G	6-1	190	Fr.-HS	Manor, Texas
3	DeJon Jarreau	G	6-5	185	r-Sr.-2L	New Orleans, La.
4	Justin Gorham	F	6-7	225	r-Sr.-1L	Columbia, Md.
5	Cameron Tyson	G	6-2	190	r-So.-RS	Bothell, Wash.
12	Tramon Mark	G	6-5	180	Fr.-HS	Dickinson, Texas
13	J'Wan Roberts	F	6-7	220	r-Fr.-RS	St. Thomas, U.S. Virgin Islands
20	Ryan Elvin	G	6-0	155	Fr.-HS	Round Rock, Texas
24	Quentin Grimes	C	6-5	205	Jr.-1L	The Woodlands, Texas
30	Caleb Broodo	C	6-8	240	r-Jr.-SQ	Midland, Mich.
32	Reggie Chaney	F	6-8	225	Jr.-TR	Tulsa, Okla.
35	Fabian White Jr.	F	6-8	225	Sr.-3L	Atascocita, Texas
52	Kiyron Powell	C	6-8	205	Fr.-HS	Evansville, Ind.
55	Brison Gresham	F/C	6-8	230	r-Sr.-2L	New Orleans, La.

Head Coach: Kelvin Sampson
Assistant Coaches: Alvin Brooks, Kellen Sampson, Quannas White
Director of Operations: Meshu Negga
Director of External Operations: Lauren Sampson
Director of Player Development: Hollis Price
Video Coordinator: K.C. Beard
Assistant AD for Sports Medicine: John Houston
Director of Sports Performance: Alan Bishop
Assistant Director for Player Development: Mikhail McLean
Director of On-Campus Relations: Bilal Batley
Associate Director of Operations: Raul Ganzalez Internal Operations: Matthew McDonald, Kellen Hutchinson, Ryner Martin
Student Managers: Geoff Beckham, Owen Gray, Laith Ahkras, Mo Ba, Nick Jordan, Ben Drewell

1983-84 NCAA FINAL FOUR TEAM



**NCAA NATIONAL FINALIST | NCAA FINAL FOUR • No. 5 (UPI) • No. 5 (AP)
NCAA MIDWEST REGIONAL CHAMPIONS | SWC CHAMPIONS | SWC TOURNAMENT CHAMPIONS**

Captains: Hakeem Olajuwon and Michael Young

Front Row (L-R): Derek Giles, Marvin Alexander, Gary Orsak and Alvin Franklin. **Middle Row:** Jamie Weaver, Eric Dickens, Benny Anders, Rickie Winslow and Stacey Belcher.
Back Row: Greg Anderson, Michael Young, Hakeem Olajuwon and Reid Gettys.

NOTES

- For the third straight season, the Cougars advanced to the NCAA Final Four and for the second straight season UH competed in the NCAA national championship game.
- The Cougars entered the AP preseason poll at No. 3 and never fell out of the top eight... It marked the second straight season that the Cougars ranked among the nation's Top 25 all year.
- The Cougars remain one of only 10 teams to compete in three straight NCAA Final Fours... That list includes UCLA (10, 1967-76; 3, 2006-08); Cincinnati (5, 1959-63); Duke (5, 1988-92); Michigan State (3, 1999-01); Kentucky (3, 1996-98); North Carolina (3, 1967-69); San Francisco (3, 1955-57) and Ohio State (3, 1960-62, 1944-46).
- For the second straight season, the Cougars swept the Southwest Conference regular-season and Tournament championships... The Cougars won the regular-season title with a 15-1 record and swept Rice and No. 8 Arkansas to win the tournament crown.
- With a 32-5 record, the Cougars set a single-season record for wins that remains standing.
- The Cougars' 73-68 loss at No. 12 Arkansas during the regular-season finale was the team's only SWC loss... It also snapped UH's 39-game winning streak in conference games, a record that stands today.
- The Cougars used a 49-47 win in overtime against Virginia to move into the NCAA national championship game against Georgetown... It was the first and only overtime game for the Cougars in their NCAA Tournament history.
- Center **Hakeem Olajuwon** was named to the NCAA All-Final Four Team for the second straight season, making him the only player in school history to achieve that feat... He joined teammates **Michael Young** and **Alvin Franklin** on that team.
- Olajuwon became only the third player in NCAA history to lead the nation in two statistical categories in one season, posting a 67.5 field-goal percentage and 13.5 rebounds per game.
- Young ended his career as the Cougars all-time leader with 16 games played during the NCAA Tournament... Young is the only player in school history to start on four NCAA Tournament teams.
- Following the season, Olajuwon and Young were taken in the first round of the NBA Draft... Olajuwon joined Elvin Hayes as the program's only No. 1 overall picks when he was taken by the Houston Rockets... Young was picked at No. 24 by the Boston Celtics... Former track and field star **Carl Lewis**, who never competed for the Cougar Basketball team, also was selected in the 10th round by the Chicago Bulls.

1983-84 HOUSTON COUGARS (32-5 • 15-1 SWC)

R-W	Player	Pos.	Ht.	Wt.	Cl.-Exp.	Hometown
10-11	Derek Giles	G	6-3	175	Sr.-1L	Queens, N.Y.
12-13	Renaldo Thomas	G	6-2	190	So.-1L	Gary, Ind.
14-15	Eric Dickens	G	6-1	170	Jr.-2L	Houston, Texas
20-21	Alvin Franklin	G	6-2	185	So.-1L	Houston, Texas
22-23	Marvin Alexander	G	6-4	190	Jr.-JC	Monroe, La.
24-25	James Weaver	G	6-4	190	Fr.-HS	Nederland, Texas
30-31	Gary Orsak	F	6-7	220	Jr.-2L	Alvin, Texas
32-33	Benny Anders	F/G	6-5	188	Jr.-2L	Bernice, La.
34-35	Hakeem Olajuwon	C	7-0	250	Jr.-2L	Lagos, Nigeria
40-41	Rickie Winslow	F	6-8	223	Fr.-HS	Houston, Texas
42-43	Michael Young	F	6-7	220	Sr.-3L	Houston, Texas
44-45	Reid Gettys	F/G	6-7	200	Jr.-2L	Houston, Texas
50-51	Stacey Belcher	F	6-6	210	Fr.-HS	Houston, Texas
52-53	Braxton Clark	F	6-8	230	Jr.-JC	San Francisco, Calif.
54-55	Greg Anderson	C	6-10	220	Fr.-HS	Houston, Texas

Head Coach: Guy V. Lewis
Assistant Coach: Jay Bowerman


Assistant Coach: Terry Kirkpatrick

Assistant Coach: Donnie Schverak

1983-84 SCHEDULE (32-5 • 15-1 SWC)

UH Rk	Date	Result	Opponent
<i>Hall of Fame Classic (Springfield, Mass.)</i>			
#3/4	Nov. 19	L 64-76	vs. NC State (1)
#3/4	Nov. 26	W 91-76	#17/19 Kansas
#8/	Nov. 30	W 68-62	at Mississippi State
#8/	Dec. 3	W 69-51	Biscayne
#6/6	Dec. 6	W 100-91	at #9/9 LSU
#6/6	Dec. 10	W 71-55	St. Mary's (Texas)
<i>Kettle Classic (Houston)</i>			
#3/3	Dec. 16	W 92-71	Stetson
#3/3	Dec. 17	W 65-40	Princeton
#3/3	Dec. 19	W 129-65	Texas Lutheran
#3/3	Dec. 21	W 89-79	at UC Santa Barbara
<i>Chaminade Classic (Honolulu)</i>			
#3/3	Dec. 25	W 76-73	vs. #10/8 Louisville
#3/3	Dec. 26	L 61-68	vs. Fresno State
#7/5	Jan. 5	W 60-59	* at SMU
#7/5	Jan. 7	W 81-67	* TCU
#7/5	Jan. 10	W 69-58	* Texas
#7/5	Jan. 12	W 88-66	* at Texas Tech
#7/5	Jan. 14	W 70-64	* at Texas A&M
#4/5	Jan. 20	W 72-42	* Rice
#4/5	Jan. 22	L 67-74	at #3/3 Kentucky
#7/6	Jan. 28	W 84-58	* at Baylor
#6/5	Feb. 2	W 87-65	* Texas A&M
#6/5	Feb. 4	W 76-57	* SMU
#6/5	Feb. 9	W 76-60	* at TCU
#5/4	Feb. 11	W 74-63	* at Texas
#4/4	Feb. 16	W 78-53	* Texas Tech
#4/4	Feb. 18	W 74-65	Virginia
#3/3	Feb. 22	W 70-54	* at Rice
#3/3	Feb. 26	W 64-61	* #11/11 Arkansas
#2/2	Feb. 29	W 80-65	* Baylor
#2/2	March 4	L 68-73	* at #12/12 Arkansas
<i>SWC Classic (Houston)</i>			
#5/5	March 10	W 53-50	vs. Rice
#5/5	March 11	W 57-56	vs. #8/8 Arkansas
<i>NCAA Tournament Midwest Region (Memphis, Tenn.)</i>			
#5/5	March 17	W 77-69	vs. Louisiana Tech
<i>NCAA Tournament Midwest Regional (St. Louis)</i>			
#5/5	March 23	W 78-71	vs. #16/ Memphis
#5/5	March 25	W 68-63	vs. #19/ Wake Forest
<i>NCAA Tournament Final Four (Seattle)</i>			
#5/5	March 31	W 49-47 (OT)	vs. Virginia
<i>NCAA Tournament National Championship (Seattle)</i>			
#5/5	April 2	L 75-84	vs. #2/2 Georgetown

1982-83 NCAA FINAL FOUR TEAM



**NCAA NATIONAL FINALIST | NCAA FINAL FOUR • No. 1 (UPI) • No. 1 (AP)
NCAA MIDWEST REGIONAL CHAMPIONS | SWC CHAMPIONS | SWC TOURNAMENT CHAMPIONS**

Captains: David Bunce, Larry Micheaux, David Rose, Bryan Williams

Front Row (L-R): Reid Gettys, Eric Dickens, Alvin Franklin, David Rose, Derek Giles and Renaldo Thomas.

Back Row: Benny Anders, Gary Orsak, Larry Micheaux, Dan Bunce, Hakeem Olajuwon, David Bunce, Clyde Drexler and Michael Young.

1982-83 SCHEDULE (31-3 • 16-0 SWC)

UH Rk	Date	Result	Opponent
Kettle Classic (Houston)			
#14/	Nov. 26	W 104-63	Arizona
#14/	Nov. 28	W 106-72	Lamar
#11/	Dec. 1	W 74-65	Mississippi State
#11/	Dec. 4	W 78-59	at Biscayne
#9/	Dec. 8	W 77-65	Auburn
#9/	Dec. 11	L 87-92	at Syracuse
Suntory Classic (Tokyo)			
#14/	Dec. 16	L 63-72	vs. #1/ Virginia
#14/	Dec. 17	W 82-57	vs. Utah
#19/	Dec. 27	W 93-92	at Pepperdine
#18/	Jan. 2	W 112-58	Pacific
#19/	Jan. 4	W 84-61	* Texas A&M
#19/	Jan. 8	W 105-71	* SMU
#19/	Jan. 10	W 79-78	Louisiana
#16/	Jan. 12	W 54-51	* at TCU
#16/	Jan. 15	W 77-52	* at Texas
#16/	Jan. 17	W 98-73	* Texas Tech
#14/	Jan. 22	W 75-60	* #4/ Arkansas
#9/	Jan. 26	W 76-40	* at Rice
#8/	Feb. 2	W 86-69	* Baylor
#8/	Feb. 5	W 86-66	* at Texas A&M
#6/	Feb. 9	W 85-68	* at SMU
#6/	Feb. 12	W 74-66	* TCU
#4/	Feb. 15	W 106-63	* Texas
#4/	Feb. 19	W 84-75	* at Texas Tech
#2/	Feb. 26	W 86-52	* Rice
#1/	March 3	W 74-66	* at #5/ Arkansas
#1/	March 5	W 93-64	* at Baylor
SWC Classic (Dallas)			
#1/	March 11	W 75-59	vs. SMU
#1/	March 12	W 62-59	vs. TCU
NCAA Tournament Midwest Region (Houston)			
#1/	March 19	W 60-50	vs. Maryland
NCAA Tournament Midwest Regional (Kansas City, Mo.)			
#1/	March 25	W 70-63	vs. #17/ Memphis
#1/	March 27	W 89-71	vs. #13/ Villanova
NCAA Tournament Final Four (Albuquerque, N.M.)			
#1/	April 2	W 94-81	vs. #2/ Louisville
NCAA Tournament National Championship (Albuquerque, N.M.)			
#1/	April 4	L 52-54	vs. #16/ NC State

NOTES

- The Cougars tied the 1967-68 team for the most wins in a single-season, finishing with a 31-3 record... The program also advanced to its second straight NCAA Final Four for the second time in school history, joining the 1966-67 and 1967-68 teams.
- UH entered the AP preseason poll at No. 14 and never dropped out of the Top 20... The Cougars moved into the Top 10 after a 75-60 win against No. 4 Arkansas and finished the regular season as the nation's No. 1 team.
- After winning its first five games to open the season, the Cougars dropped back-to-back contests at Syracuse and to No. 1 Virginia in Tokyo... Those would be the team's last losses until the NCAA national championship game, a streak of 26 straight games.
- The Cougars grabbed the Southwest Conference regular-season championship with a perfect 16-0 league mark – the only time that has been accomplished in school history – and claimed the SWC Tournament crown with wins over SMU and TCU.
- UH opened the NCAA Tournament as the No. 1 seed in the Midwest Regional and enjoyed a 60-50 win at Hofheinz Pavilion.
- From there, UH rattled off wins over three straight ranked teams to reach the NCAA national championship game for the first time in school history... That streak included a 70-63 win over No. 17 Memphis, an 89-71 win over No. 13 Villanova and a 94-81 decision over No. 2 Louisville during the NCAA Final Four.
- In the NCAA national championship game, the Cougars faced No. 16 NC State... Despite falling 54-52 on Lorenzo Charles' dunk at the buzzer, the Cougars competed in a game that remains one of the most memorable in NCAA Tournament history.
- Center **Hakeem Olajuwon** was named the NCAA Final Four Most Outstanding Player – the only such honor in UH history – after scoring at least 20 points and grabbing at least 18 rebounds in both games.
- Olajuwon became the 11th and last player to be named the Most Outstanding Player of the NCAA Final Four and not play on the national championship team.
- Guard **Clyde Drexler** set a school record with 11 steals at Syracuse on Dec. 11... He remains the Cougars' single-game, single-season and career leader that category.

1982-83 HOUSTON COUGARS (31-3 • 16-0 SWC)

W-R	Player	Pos.	Ht.	Wt.	Cl.-Exp.	Hometown
10-11	Derek Giles	G	6-3	175	Jr.-JC	Queens, N.Y.
12-13	Renaldo Thomas	G	6-4	215	Fr.-HS	Gary, Ind.
14-15	Eric Dickens	G	6-1	170	So.-1L	Houston, Texas
20-21	Alvin Franklin	G	6-2	185	Fr.-HS	Houston, Texas
22-23	Clyde Drexler	F	6-7	210	Jr.-2L	Houston, Texas
24-25	David Rose	G	6-3	185	Sr.-1L	Houston, Texas
30-31	Gary Orsak	F	6-7	200	So.-1L	Alvin, Texas
32-33	Benny Anders	F/G	6-5	188	So.-1L	Bernice, La.
34-35	Hakeem Olajuwon	C	7-0	240	So.-1L	Lagos, Nigeria
40-41	Larry Micheaux	C	6-9	220	Sr.-3L	Houston, Texas
42-43	Michael Young	F/G	6-6	220	Jr.-2L	Houston, Texas
44-45	Reid Gettys	F/G	6-7	190	So.-1L	Houston, Texas
50-51	Dan Bunce	C	7-0	235	So.-1L	Conroe, Texas
52-53	David Bunce	C	6-22	225	Sr.-3L	Conroe, Texas
54-55	Bryan Williams	F	6-7	215	Sr.-1L	Inglewood, Calif.

Head Coach: Guy V. Lewis

Assistant Coach: Terry Kirkpatrick

Assistant Coach: Donnie Schverak

1981-82 NCAA FINAL FOUR TEAM



NCAA FINAL FOUR • No. 1 (UPI) • No. 1 (AP) | NCAA MIDWEST REGIONAL CHAMPIONS

Captains: Lynden Rose and Eric Davis

Front Row (L-R): Lynden Rose, Rodney Parker, Eric Davis, Rob Williams, Eric Dickens and Michael Young.

Back Row: Larry Micheaux, Dan Bunce, Hakeem Olajuwon, David Bunce, Bryan Williams, Gary Orsak, Clyde Drexler, Reid Gettys and Benny Anders.

NOTES

- The Cougars returned to the NCAA Final Four in 1982, the program's third appearance.
- The Cougars opened the season with wins in 11 of their first 12 games before dropping four consecutive games... From there, the team won nine of its last 10 regular-season games.
- UH advanced to the championship game of the Southwest Conference Tournament before falling to No. 14 Arkansas but received an at-large bid to the NCAA Tournament, competing as the No. 2 seed in the Midwest Regional.
- The Cougars opened the NCAA Tournament Midwest Regional in Tulsa, Okla., with wins over Alcorn State and No. 10 Tulsa. A week later, UH escaped with a 79-78 win over No. 5 Missouri and claimed a 99-92 win over Boston College to advance to the NCAA Final Four.
- During their NCAA Final Four showdown against No. 1 North Carolina, the Cougars competed in front of 61,612 at the Louisiana Superdome in New Orleans... That remains the biggest crowd to watch a Cougar Basketball game and is nearly 10,000 fans more than the closest competitor, the *Game of the Century* against UCLA in 1968.
- The Cougars won a pair of regular-season tournament titles. UH posted back-to-back wins over Mississippi State and No. 6 Iowa to win its own Kettle Classic and followed that with consecutive wins over Purdue and LSU to win the Sugar Bowl Classic in New Orleans.
- The team was dubbed the "Sultans of Slam" by *Houston Chronicle* writer Eddie Sefko after recording 123 dunks in only 33 games.
- The Cougars finished second in the Southwest Conference with an 11-5 record, only a game behind champion Arkansas.
- Center **Larry Micheaux** and guard **Rob Williams** were named to the NCAA All-Midwest Regional Team with Williams being recognized as the Regional's Most Outstanding Player.
- Williams became the first Cougar to earn All-Southwest Conference honors for three seasons.

1981-82 HOUSTON COUGARS (25-8 • 11-5 SWC)

W-R	Player	Pos.	Ht.	Wt.	Cl.-Exp.	Hometown
00-00	Lynden Rose	G	6-3	185	Sr.-1L	Nassau, Bahamas
10-11	Rodney Parker	G	6-0	200	Sr.-1L	Houston, Texas
12-13	Eric Davis	G	6-2	180	Sr.-1L	Chicago, Ill.
14-15	Eric Dickens	G	6-1	168	Fr.-HS	Houston, Texas
20-21	Rob Williams	G	6-2	185	Jr.-2L	Houston, Texas
22-23	Clyde Drexler	F	6-6	205	So.-1L	Houston, Texas
30-31	Gary Orsak	F	6-7	200	Fr.-HS	Alvin, Texas
32-33	Benny Anders	G	6-5	188	Fr.-HS	Bernice, La.
34-35	Hakeem Olajuwon	C	7-0	240	So.-HS	Lagos, Nigeria
40-41	Larry Micheaux	C	6-9	220	Jr.-2L	Houston, Texas
42-43	Michael Young	F/G	6-6	210	So.-1L	Houston, Texas
44-45	Reid Gettys	G	6-6	190	Fr.-HS	Houston, Texas
50-51	Dan Bunce	C	7-0	235	So.-1L	Conroe, Texas
52-53	David Bunce	C	6-11	225	Jr.-2L	Conroe, Texas
54-55	Bryan Williams	F	6-7	215	Jr.-JC	Inglewood, Calif.

Head Coach: Guy V. Lewis


Assistant Coach: Terry Kirkpatrick

Assistant Coach: Donnie Schverak

1981-82 SCHEDULE (25-8 • 11-5 SWC)

UH Rk	Date	Result	Opponent
	Nov. 30	W 84-73	West Texas A&M
	Dec. 4	L 85-87 (OT)	at Seton Hall
	Dec. 6	W 106-74	Biscayne
	Dec. 8	W 145-78	Texas Lutheran
	Dec. 12	W 105-69	UTSA
	Dec. 15	W 74-68	UC Santa Barbara
Kettle Classic (Houston)			
	Dec. 18	W 96-49	Mississippi State
	Dec. 19	W 62-52	#6/ Iowa
Sugar Bowl Classic (New Orleans)			
#18/	Dec. 28	W 59-58	vs. Purdue
#18/	Dec. 29	W 73-69	vs. LSU
#18/	Jan. 4	W 63-61	* Rice
#14/	Jan. 9	W 78-68	* at Texas Tech
#10/	Jan. 12	L 83-95	* #19 Texas
#10/	Jan. 16	L 66-67	* SMU
#19/	Jan. 23	L 66-67	* at #15/ Arkansas
	Jan. 26	L 82-85	* at TCU
	Jan. 30	W 99-78	* Baylor
	Feb. 1	L 77-95	* at Texas A&M
	Feb. 3	W 83-80	* Texas Tech
	Feb. 6	W 73-71 (OT)	* at SMU
	Feb. 8	W 77-63	* at #12/ Texas
	Feb. 13	W 55-53	* #8/ Arkansas
	Feb. 16	W 74-65	* TCU
	Feb. 20	W 78-74	* at Baylor
	Feb. 23	W 75-69	* at Rice
	Feb. 27	W 96-93	* Texas A&M
SWC Classic (Dallas)			
	March 5	W 89-76	vs. Texas A&M
	March 6	L 69-84	vs. #14/ Arkansas
NCAA Tournament Midwest Region (Tulsa, Okla.)			
	March 11	W 94-84	vs. Alcorn State
	March 13	W 78-74	vs. #10/ Tulsa
NCAA Tournament Midwest Regional (St. Louis)			
	March 19	W 79-78	vs. #5/ Missouri
	March 21	W 99-92	vs. Boston College
NCAA Tournament Final Four – New Orleans			
	March 27	L 63-68	vs. #1/ North Carolina

1967-68 NCAA FINAL FOUR TEAM



NCAA FINAL FOUR • No. 1 (UPI) | No. 1 (AP) | Captains: Elvin Hayes and Don Chaney

Front Row (L-R): Manager Howie Lorch, Tom Gribben, Bobby Van Landingham, Vern Lewis, Billy Bane, Niemer Hamood, Kent Taylor and Athletics Trainer Bobby Smith.

Back Row: Assistant Coach Harvey Pate, George Reynolds, Larry Cooper, Ken Spain, Elvin Hayes, Theodis Lee, Melvin Bell, Don Chaney and Head Coach Guy V. Lewis. **Not Pictured:** Carlos Bell.

1967-68 SCHEDULE (31-2)

UH Rk	Date	Result	Opponent
#2/	Dec. 2	W 110-79	Sacramento State
#2/	Dec. 4	W 90-75	Abilene Christian
#2/	Dec. 7	W 121-88	North Dakota State
#2/	Dec. 9	W 54-46	at Illinois
Bluebonnet Classic (Houston)			
#2/	Dec. 13	W 86-61	George Washington
#2/	Dec. 14	W 113-67	Montana State
#2/	Dec. 16	W 102-69	BYU
#2/	Dec. 18	W 103-65	Minnesota
#2/	Dec. 22	W 81-76	at Arizona
#2/	Dec. 23	W 94-85	at UNLV
Rainbow Classic (Honolulu)			
#2/	Dec. 28	W 69-52	vs. Bradley
#2/	Dec. 29	W 77-65	vs. Marquette
#2/	Dec. 30	W 45-43	vs. North Texas
#2/	Jan. 2	W 91-65	Michigan
#2/	Jan. 6	W 118-81	Centenary
#2/	Jan. 13	W 98-53	West Texas A&M
Game of the Century (Houston Astrodome)			
#2/	Jan. 20	W 71-69	#1/ UCLA
#1/	Jan. 27	W 112-79	Lamar
#1/	Jan. 29	W 108-76	Fairfield
Played in New York (Madison Square Garden)			
#1/	Feb. 1	W 102-93	vs. Marshall
#1/	Feb. 10	W 107-56	at Centenary
#1/	Feb. 15	W 106-64	Miami (Fla.)
#1/	Feb. 17	W 106-82	Air Force
#1/	Feb. 22	W 130-75	UT Arlington
#1/	Feb. 24	W 158-81	Valparaiso
#1/	Feb. 26	W 105-82	at Hardin-Simmons
#1/	March 2	W 120-79	Virginia Tech
#1/	March 4	W 107-76	at West Texas State
NCAA Tournament Midwest Region First Round – Salt Lake City			
#1/	March 9	W 94-76	vs. Loyola Chicago
NCAA Tournament Midwest Region – Wichita, Kan.			
#1/	March 15	W 91-75	vs. #9/ Louisville
#1/	March 16	W 103-68	vs. TCU
NCAA Tournament Final Four – Los Angeles			
#1/	March 22	L 69-101	vs. #2/ UCLA
#1/	March 23	L 85-89	vs. Ohio State

Home games played at Delmar Field House (Houston)

NOTES

- For the second straight season, the Cougars entered the Associated Press preseason poll and never left it... However, in 1967-68, the Cougars never fell below No. 2 during the entire season.
- With a 31-2 record, the 1967-68 Cougars became the first team in program history to enjoy at least 30 wins in a single season.
- The Cougars opened the season by scoring 110 points in a 31-point win over Sacramento State... It was the first of 18 games in which UH reached triple digits on the scoreboard.
- UH won 28 consecutive games and opened play in the NCAA Tournament with an 18-point win over Loyola (Ill.)... In that 29-game winning streak, the Cougars dominated their opponents, winning by an average of nearly 30 points per game.
- On Jan. 20, 1968, the Cougars faced No. 1 UCLA at the Houston Astrodome in a contest that came to be known as the *Game of the Century*.
- Behind the 39 points of forward **Elvin Hayes**, the Cougars upset the Bruins – snapping their 47-game winning streak – and took over the No. 1 spot in the AP poll for the remainder of the season.
- The *Game of the Century* was played in front of nearly 53,000 fans, the largest crowd in history to that point to watch a college basketball game and the first watched by a national television audience on television... It remains the second-largest crowd to watch the Cougars play.
- In a rematch from January, the Cougars faced UCLA again in the Final Four but dropped a 101-69 decision to the Bruins... Playing at the Los Angeles Memorial Sports Arena, the Cougars competed on the same court on which they played UCLA at the Houston Astrodome.
- Hayes was named to the NCAA Final Four All-Tournament Team, making him the first player in school history to receive that honor... He joined guard **Don Chaney** and forward **Theodis Lee** on the NCAA All-Midwest Regional Team.
- Hayes was named the 1968 National Player of the Year and finished his career as a three-time All-American and two-time consensus All-America honoree.
- Following the season, Hayes became the first Cougar to be taken in the NBA Draft with the No. 1 overall pick by the San Diego Rockets... Chaney also was a first-round selection, selected by the Boston Celtics with the No. 12 pick... It was the first time in school history that UH produced two first-round picks in one draft.

1967-68 HOUSTON COUGARS (31-2)

W-R	Player	Pos.	Ht.	Wt.	Cl.-Exp.	Hometown
10-11	Vernon Lewis	G	5-11	170	Sr.-1L	Houston, Texas
12-13	Larry Anderson	G	6-1	170	So.-FN	Drumright, Okla.
14-15	Ken Spain	F/C	6-9	230	Jr.-1L	Houston, Texas
20-21	Tom Gribben	G	6-2	180	So.-FN	Berwyn, Ill.
22-23	Niemer Hamood	G	6-0	170	Jr.-1L	Dearborn, Mich.
24-25	Don Chaney	G	6-5	210	Sr.-2L	Baton Rouge, La.
30-31	Larry Cooper	F	6-6	210	So.-Sq.	Houston, Texas
32-33	Billy Bane	G	6-2	188	Jr.-JC	Charlotte, N.C.
34-35	Mars Evans	C	6-10	250	So.-FN	New York, N.Y.
40-41	Theodis Lee	F/G	6-7	210	Jr.-1L	Monroe, La.
42-43	George Reynolds	G	6-4	205	Jr.-JC	Newark, N.J.
44-45	Elvin Hayes	C/F	6-8	235	Sr.-2L	Rayville, La.
50-51	Kent Taylor	G	6-2	180	So.-Sq.	Houston, Texas
52-53	Bobby Van Landingham	G	6-2	170	Jr.-HS	LaMarque, Texas
54-55	Melvin Bell	F/C	6-7	230	Jr.-1L	Clinton, Okla.
	Carlos Bell	F	6-5	215	Jr.-1L	Clinton, Okla.

Head Coach: Guy V. Lewis
Student Manager: Howie Lorch

Assistant Coach: Harvey Pate
Student Athletics Trainer: Robert Smith

Athletics Trainer: Tom Wilson

1966-67 NCAA FINAL FOUR TEAM



NCAA FINAL FOUR • No. 6 (UPI) | No. 7 (AP) | Captains: Leary Lentz and Gary Grider

Front Row (L-R): Manager Howie Lorch, Vern Lewis, Niemer Hamood, Gary Grider, Leary Lentz, Elliott McVey, Don Chaney and Athletics Trainer Bobby Smith.

Back Row: Head Coach Guy V. Lewis, Don Kruse, Melvin Bell, Ken Spain, Andrew Benson, Theodis Lee, Elvin Hayes and Assistant Coach Harvey Pate.

NOTES

- The Cougars entered the preseason Associated Press poll at No. 7 and never fell out of the Top 10.
- Under the leadership of **Head Coach Guy V. Lewis**, the Cougars advanced to the NCAA Final Four for the first time in school history... UH earned the berth with wins over New Mexico State, No. 3 Kansas and SMU.
- The Cougars, who opened the season as winners of 14 of their first 15 games, ended the regular season on a seven-game winning streak.
- The team finished the regular season ranked No. 6 in the UPI poll and No. 7 in the AP poll.
- In their first game at the Final Four, the Cougars dropped a 73-58 decision to UCLA, which would go on to win the NCAA national championship... Forward **Elvin Hayes** scored 25 points and grabbed 24 rebounds to lead all players in both categories.
- A day later, the Cougars wrapped up the season with a dominating 84-62 win over No. 4 North Carolina in a consolation game.
- After signing with Lewis and the UH program in 1964, Hayes and **Don Chaney** became the Cougars' first African-American basketball players... Both enjoyed award-winning careers at both the college and professional levels.
- Hayes and Chaney were named to the NCAA All-Midwest Regional Team... They became only the second and third players named to that postseason squad.
- Hayes finished fourth in the nation with 28.4 points per game and sixth with 15.7 rebounds per contest.
- With 62 points against Valparaiso on Feb. 24, Hayes set a UH single-game record that continues to stand... It was the second of three games in 1967-68 in which Hayes scored at least 50 points... He remains the Cougars' single-game, single season and career leader.
- Hayes set a UH single-game record with 37 rebounds against Centenary on Feb. 10... He remains UH's single-game, single-season and career rebounding leader.

1966-67 HOUSTON COUGARS (27-4)

W-R	Player	Pos.	Ht.	Wt.	Cl.-Exp.	Hometown
00-00	Larry Cooper	F/G	6-6	210	So.-FN	Houston, Texas
10-11	Vernon Lewis	G	5-11	170	Jr.-TR	Houston, Texas
12-13	Gary Grider	G	6-1	175	Sr.-2L	Washington, Ind.
14-15	Ken Spain	F/C	6-9	230	So.-FN	Houston, Texas
20-21	David Starks	G	5-10	170	Jr.-1L	Buffalo, Ky.
22-23	Don Kruse	F	6-8	235	Sr.-1L	Simms, Texas
24-25	Don Chaney	G	6-5	210	Jr.-1L	Baton Rouge, La.
30-31	Leary Lentz	F	6-6	210	Sr.-2L	Cahokia, Ill.
32-33	Elliott McVey	G	5-10	170	Jr.-Sq.	Yellville, Ark.
34-35	Niemer Hamood	G	6-0	170	So.-FN	Dearborn, Mich.
40-41	Theodis Lee	G/F	6-7	200	So.-FN	Monroe, La.
42-43	Andrew Benson	F	6-7	220	Sr.-TR	Houston, Texas
44-45	Elvin Hayes	C/F	6-8	235	Jr.-1L	Rayville, La.
50-51	Bob Hayward	F	6-6	215	Sr.-1L	Lynn, Mass.
54-55	Melvin Bell	F/C	6-7	235	So.-FN	Clinton, Okla.

Head Coach: Guy V. Lewis
Student Manager: Howie Lorch

Assistant Coach: Harvey Pate
Student Athletics Trainer: Robert Smith

Athletics Trainer: Tom Wilson

1966-67 SCHEDULE (27-4)

UH Rk	Date	Result	Score	Opponent
#7/	Dec. 1	W	96-84	Albuquerque
#7/	Dec. 3	W	86-75	at Minnesota
#7/	Dec. 5	L	75-86	at Michigan
#5/	Dec. 8	W	89-81	Louisiana
#5/	Dec. 10	W	93-59	Hawai'i
#5/	Dec. 12	W	90-74	St. Mary's (Calif.)
Bluebonnet Classic (Houston)				
#9/	Dec. 14	W	97-66	Centenary
#9/	Dec. 15	W	111-65	Idaho State
#9/	Dec. 17	W	90-75	San Francisco
#8/	Dec. 20	W	87-65	Washington
Holiday Tournament (Jonesboro, Ark.)				
#6/	Dec. 28	W	85-73	vs. Kent State (2)
#6/	Dec. 29	W	68-58	at Arkansas State (2)
#6/	Jan. 2	W	95-69	Tennessee Tech
#5/	Jan. 5	W	82-62	at Lamar
#4/	Jan. 14	W	103-72	West Texas A&M
#3/	Jan. 28	L	78-81	at Washington
#6/	Jan. 31	W	103-83	at UNLV
#5/	Feb. 9	W	92-85	Hardin-Simmons
#5/	Feb. 11	L	78-87	at Notre Dame
#5/	Feb. 13	W	87-80	at Creighton
#7/	Feb. 15	W	122-58	St. Mary's (Texas)
#7/	Feb. 18	W	105-86	at Miami (Fla.)
#7/	Feb. 23	W	120-76	at West Texas A&M
#7/	Feb. 25	W	87-73	Creighton
#7/	Feb. 28	W	106-64	Loyola (La.)
#7/	March 4	W	90-80	at Air Force
NCAA Tournament Midwest Region First Round				
- Fort Collins, Colo.				
#7/	March 11	W	59-58	vs. New Mexico State
NCAA Tournament Midwest Regional - Lawrence, Kan.				
#7/	March 17	W	66-53	at #3/ Kansas
#7/	March 19	W	83-75	vs. SMU
NCAA Tournament Final Four - Louisville, Ky.				
#7/	March 24	L	58-73	vs. #1/ UCLA
#7/	M25	W	84-62	vs. #4/ North Carolina

Home games played at Delmar Field House (Houston)

GAME OF THE CENTURY



THE HOUSTON ASTRODOME

On Jan. 20, 1968, the second-ranked Cougars faced No. 1 UCLA in a regular-season game that grabbed the attention of the entire nation.

Featuring two of the greatest players in NCAA history in UH's **Elvin Hayes** and UCLA's Lew Alcindor, the game was played inside the Houston Astrodome, a first in the history of that legendary facility.

Nearly 53,000 fans poured into the Astrodome that night, making it the largest crowd to that point to watch a college basketball game. However, those fans in attendance were far from alone.

This game was the first regular-season game televised lived to a national audience. The game and the excitement it generated did far more than determine the following week's No. 1 team in both the Associated Press and UPI polls. It changed the way the country looked at college basketball.

For those and many other reasons, this regular-season game is rightly hailed as college basketball's "Game of the Century".

Houston head coach **Guy V. Lewis** conceived the idea of

playing a game between college basketball's top two teams and two greatest players. The Cougars had just returned from their first NCAA Final Four, while UCLA was the defending national champion.

Lewis was convinced that a game between the two schools in the Astrodome would attract the largest audience ever to watch a college basketball game. But, even he didn't realize how many fans the game would attract as 52,693 people attended the game and millions watched on national television.

UCLA entered the game with a 13-0 record and a 47-game winning streak covering two-and-a-half seasons, while Houston had a 16-0 record and had won 48 consecutive home games.

THE GAME

The crowd was ready for an epic battle and was not disappointed. The two teams fought back and forth during the first six minutes of the contest before Houston took a 13-12 lead when **George Reynolds** made a bank shot with 13:45 remaining in the first half.

The Cougars held a 37-28 lead before UCLA rallied and closed to within 46-43 at halftime.

The second half opened with both heavyweights giving each other their best shots and waiting for the other team to fall. With the the game tied at 69-69 and only 44 seconds remaining, Houston gained possession and raced down court ahead of UCLA's famed full-court pressure defense.

The Cougars worked the ball to Hayes for a final shot, but UCLA's Jim Nielsen fouled the Cougar center with 28 seconds remaining. Hayes went to the free throw line with a chance to score the winning points.

A 60-percent free-throw shooter on the season, Hayes made both free throws for two of his game-high 39 points to give the Cougars a 71-69 lead. UCLA had one last chance to tie the score, but the Bruins turned the ball over to seal the win for Houston.

In addition to his points, Hayes led all players with 15 rebounds while helping limit Alcindor to only 15 points on 4-of-18 shooting with 12 rebounds. It was the only time during his collegiate career that Alcindor shot less than 50 percent from the field.

A BROADER IMPACT

The game was televised nationally by the TVS television network with Dick Enberg calling the play-by-play action and Bob Pettit providing color analysis.

Officials with TVS paid \$27,000 for the broadcast rights to the game, which was televised live on 120 stations across the nation.

This was the first regular-season NCAA basketball game televised.

Each team received \$125,000 for the game at a time when the payout for competing in the NCAA Tournament later that season was less than \$32,000.

One year after the "Game of the Century", NBC became the first major network to broadcast the NCAA basketball championship at a cost of \$500,000.

Today, CBS Sports' current deal to televise the NCAA Tournament costs more than \$500 million.

OTHER NOTES

While the game was played in the Houston Astrodome, the court was brought in from the Los Angeles Memorial Sports Arena.

A little more than three months later, the two teams competed on that same floor during the NCAA Final Four at Freedom Hall in Louisville, Ky. This time, the Bruins claimed the upper hand with a 101-69 win to advance to the NCAA national championship game.



HISTORY

HOUSTON 71, UCLA 69

Jan. 20, 1968 • Houston Astrodome • Houston, Texas

UCLA	Min	FG-A	FT-A	Reb	As	PF	Pts
Lynn Shackelford, F	40	4-11	2-2	4	1	1	10
Edgar Lacey, F	13	0-2	0-0	1	0	1	0
Lew Alcindor, C	40	4-18	7-8	12	2	1	15
Lucius Allen, G	40	10-24	5-9	8	5	2	25
Mike Warren, G	40	5-12	3-3	4	2	1	13
Mike Lynn	11	2-6	0-0	4	3	4	4
Jim Nielsen	16	1-14	0-0	7	1	3	2
Totals	200	26-77	17-22	40	14	12	69

HOUSTON	Min	FG-A	FT-A	Reb	As	PF	Pts
Elvin Hayes, F	40	17-25	5-7	15	4	4	39
Theodis Lee, F	36	1-9	2-4	6	7	2	4
Ken Spain, C	40	1-8	0-1	11	5	3	2
Don Chaney, G	40	5-12	1-3	6	2	3	11
George Reynolds, G	36	5-8	3-3	5	0	4	13
Tom Gribben	4	1-4	0-0	0	1	1	2
Vern Lewis	4	0-0	0-0	1	0	0	0
Totals	200	30-66	11-18	44	19	17	71

Score by Periods	1	2	Final
UCLA	43	26	69
Houston	46	25	71

Officials: Bob Scott, Ernie Filiberti Attendance: 52,693

RETIRED JERSEYS



GUY V. LEWIS

Head Coach – 1956-86 • Player – 1946-47

Arp, Texas

592-279 (.680) Career Coaching Record

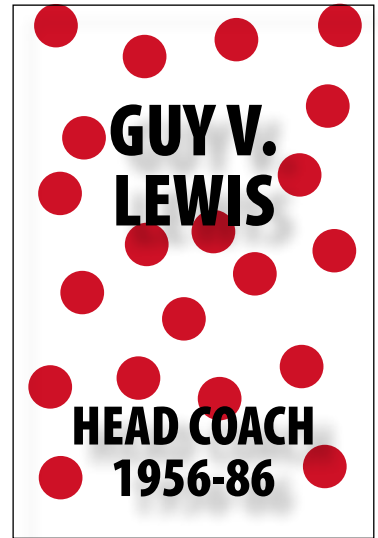
Naismith Memorial Basketball

Hall of Fame Inductee • 2013

College Basketball Hall of Fame Inductee • 2007

Two-time Houston Athletics Hall of Honor Inductee

(Player • 1971 – Head Coach • 1998)



HONORS

- 2013 Naismith Memorial Basketball Hall of Fame inductee
- 2007 College Basketball Hall of Fame inductee
- 2002 Texas Basketball Lifetime Achievement Award recipient
- Doctor of Humanities, University of Houston ('03)
- Special Proclamation, State of Texas Legislature ('03)
- Two-time National Coach of the Year ('68, '83)
- Two-time USBWA District VI Coach of the Year ('68, '83)
- Two-time SWC Coach of the Year ('83, '84)
- Four-time Texas Coach of the Year ('68, '77, '82, '83)
- Two-time Houston Athletics Hall of Honor as student-athlete (inducted 1971) and coach (inducted 1998), only person to be enshrined twice

as HEAD COACH

- Two NCAA National Championship Game appearances
- Five NCAA Final Four appearances, tying for seventh most in NCAA history
- 14 NCAA Tournament appearances
- Four Southwest Conference Tournament championships
- Two Southwest Conference championships
- 15 All-Americans
- 26 1,000-Point scorers
- 11 NBA Draft First-Round selections
- 29 NBA Draft picks
- Three 30-win seasons and fourteen 20-win seasons
- Houston career record holder with 592 victories and 871 games
- 27 seasons without a losing record

as STUDENT-ATHLETE

- Co-captain of UH's first two teams ('46, '46-'47)
- Two-time All-Lone Star Conference First-Team honoree
- Two NAIB Tournament appearances
- Named one of the Top 75 players in Lone Star Conference history ('07)


PERSONAL

- Notes for carrying red-and-white polka dot towel on the sidelines during games early in his career... Towels became red-and-white checkered later in his career
- Passed away on Nov. 26, 2015, at the age of 93

GUY V. LEWIS' COACHING RECORD

Year	--- Overall ---			---- Conference ----				Final Rankings			NBA First Round Draft Picks
	W	L	Pct.	W	L	Pct.	Finish	AP/Coaches	Championships/Notes	Postseason	
1956-57	10	16	.385	5	9	.357	5th	--	--	--	--
1957-58	9	16	.360	4	10	.286	6th	--	--	--	--
1958-59	12	14	.462	6	8	.429	5th	--	--	--	--
1959-60	13	12	.520	6	8	.429	4th	--	--	--	--
1960-61	17	11	.607	---	---	---	---	--	--	NCAA Midwest Regional	Gary Phillips (No. 9)
1961-62	21	6	.778	---	---	---	---	--	1st 20-win season in UH history	NIT Quarterfinals	--
1962-63	15	11	.577	---	---	---	---	--	--	--	--
1963-64	16	10	.615	---	---	---	---	--	--	--	--
1964-65	19	10	.655	---	---	---	---	--	--	NCAA Midwest Regional	--
1965-66	23	6	.793	---	---	---	---	-/14	--	NCAA West Regional	--
1966-67	27	4	.871	---	---	---	---	7/6	--	NCAA Final Four	--
1967-68	31	2	.939	---	---	---	---	1/1	1st 30-win season in UH history	NCAA Final Four	Elvin Hayes (No. 1), Don Chaney (No. 12)
1968-69	16	10	.615	---	---	---	---	--	--	--	--
1969-70	25	5	.833	---	---	---	---	12/11	--	NCAA Midwest Regional	--
1970-71	22	7	.759	---	---	---	---	14/18	--	NCAA Midwest Regional	--
1971-72	20	7	.741	---	---	---	---	--	--	NCAA Midwest Regional	Dwight Davis (No. 3)
1972-73	23	4	.852	---	---	---	---	13/18	--	NCAA Midwest Regional	Dwight Jones (No. 9)
1973-74	17	9	.654	---	---	---	---	--	--	--	--
1974-75	16	10	.615	---	---	---	---	--	--	--	--
1975-76	17	11	.607	7	9	.438	6th	--	--	--	--
1976-77	29	8	.784	13	3	.813	2nd	--	SWC Tournament Finalist	NIT Finalist	Otis Birdsong (No.2)
1977-78	25	8	.758	11	5	.688	3rd	-/16	SWC Tournament Champions	NCAA Midwest Regional	--
1978-79	16	15	.516	6	10	.375	6th	--	--	--	--
1979-80	14	14	.500	8	8	.500	4th	--	--	--	--
1980-81	21	9	.700	10	6	.625	2nd	--	SWC Tournament Champions	NCAA East Regional	--
1981-82	25	8	.758	11	5	.688	2nd	--	SWC Tournament Finalist	NCAA Final Four	Rob Williams (No. 19)
1982-83	31	3	.912	16	0	1.000	1st	1/1	SWC Champions	NCAA National Finalist	Clyde Drexler (No. 14)
1983-84	32	5	.865	15	1	.938	1st	5/5	SWC Tournament Champions	NCAA National Finalist	Hakeem Olajuwon (No. 1), Michael Young (No. 24)
1984-85	16	14	.533	8	8	.500	5th	--	--	NIT First Round	--
1985-86	14	14	.500	8	8	.500	6th	--	27th straight non-losing season	--	--
Totals	592	279	.670	134	98	.578	---		2 SWC Championships	2 NCAA Finalists • 5 NCAA Final Fours	Two Overall No. 1, Four Top-5 Six Top-10
									4 SWC Tournament Titles	14 NCAA Tournaments • 3 NITs	

RETIRED JERSEYS



OTIS BIRDSONG

Guard • Four Letters • 1973-77

Winter Haven, Fla. • Winter Haven HS

Number Retired: Jan. 18, 1997

College Basketball Hall of Fame Inductee • 2018

Houston Athletics Hall of Honor • 2000



HONORS

- Named to the Silver Anniversary All-America Team by the National Association of Basketball Coaches at the 2002 NCAA Final Four
- Inducted into the National Collegiate Basketball Hall of Fame in 2018
- Inducted into the Houston Athletics Hall of Honor in 2000

INTERNATIONAL EXPERIENCE

- Selected to United States team that won the gold medal at the 1975 Pan American Games with a perfect 9-0 record
- Named the Most Valuable Player at the Pan American Games after leading the Team USA with 14.4 points per game

at HOUSTON

- Honored as a Consensus All-American in 1977
- Ranks second among Houston's single-season and career scoring leaders...
Also ranks among the school's career leaders in assists and steals
- Was the first freshman to start for the Cougars in 1973-74 after the NCAA ruled freshmen eligible to play
- Ranked third among the team's scoring leaders with 14.3 points per game as a freshman
- Ranked 15th nationally with 24.6 points per game and shot a remarkable 58.3 percent from the field as a sophomore
- Became the first sophomore in school history to register 1,000 career points with 1,012 points in 1974-75
- Led the Southwest Conference and ranked eighth nationally with 26.1 points per game as a junior, Houston's first year as a member of the Southwest Conference
- Named the Southwest Conference Player of the Year as a senior in 1976-77 after ranking fourth nationally and setting a SWC single-season record with 30.3 points per game
- Was the only player in SWC history to average 30 points per game in a single season and was one of only two players in UH history to accomplish the feat
- Named SWC Player of the Decade for the 1970s
- Holds Houston career with 480 free throws and is second with 1,176 field goals made

NBA CAREER

- Was the second player chosen in the 1977 NBA Draft by the Kansas City Kings
- Averaged 15.8 points per game as a rookie
- Was an All-NBA Second-Team selection in his second season with the Kings in 1980-81 after ranking sixth in the NBA with 24.6 points per game while shooting 54 percent from the floor
- Also competed with New Jersey and Boston during his 12-year professional career
- Finished his NBA career with 12,544 points, averaging 18.0 points in 696 games
- Was a four-time NBA All-Star and competed in three NBA All-Star Games


PROFESSIONAL CAREER

- Served as president and general manager of the Little Rock Rim Rockers of the NDBL, which won the 2005 CBA championship

BIRDSONG'S CAREER STATISTICS

Year	GP-GS	MP	FG-FGA	Pct	3P-A	Pct	FT-FTA	Pct	Off-Def	Reb - Avg	PF-DQ	Ast	TO	Blk	Stl	Pts - Avg
1973-74	26-0	673	154-312	.494	---	---	64-92	.696		110 - 4.2	61-1	52	69	0	43	372 - 14.3
1974-75	26-0	965	268-460	.583	---	---	104-143	.727		122 - 4.7	0-0	71	95	11	58	640 - 24.6
1975-76	28-0	1082	302-582	.519	---	---	126-191	.660		176 - 6.3	76-3	97	114	10	47	730 - 26.1
1976-77	36-0	1342	452-794	.569	---	---	186-283	.657		159 - 4.4	85-1	145	119	7	69	1,090 - 30.3
Totals	116-0	4,062	1,176-2,148	.547	---	---	480-709	.677		567 - 4.9	222-5	365	397	28	217	2,832 - 24.4

RETIRED JERSEYS



CLYDE DREXLER

Guard • Three Letters • 1980-83

Houston, Texas • Sterling HS

Number Retired: Feb. 12, 1997

Naismith Memorial Basketball

Hall of Fame Inductee • 2004

Houston Athletics Hall of Honor • 1998



- Inducted into the Naismith Memorial Basketball Hall of Fame in 2004
- Was named one of the NBA's All-Time Top 50 Players in 1996-97
- Named to the City of Houston's inaugural Hall of Fame in 1999
- Inducted into the Houston Athletics Hall of Honor in 1998
- Inducted into the Texas Sports Hall of Fame in 1998

at HOUSTON

- Is the only player in school history to compile more than 1,000 points, 900 rebounds, 300 assists and 250 steals during his career
- Continues to hold school record with 268 career steals
- Named to the Southwest Conference All-Decade team for the 1980s
- Honored as the 1980-81 Southwest Conference Newcomer of the Year
- Was an All-America Honorable Mention and an All-SWC Second-Team honoree as a senior in 1983
- Averaged a career-high 15.9 points and 8.8 rebounds per game while earning All-America First-Team, U.S. Basketball Writers' District VI Player of the Year and All-SWC First-Team honors in 1982-83
- Selected with the No. 14 overall pick of the 1983 NBA Draft by the Portland Trail Blazers
- Retired from the NBA in 1998 and became the head coach at UH
- Compiled a 19-39 record in two seasons before resigning

NBA CAREER

- Teamed with Cougar Hakeem Olajuwon to lead the Houston Rockets to the 1995 NBA championship in a 4-0 win over Orlando Magic
- Was one of only three players in NBA history to accumulate 20,000 points, 6,000 rebounds and 6,000 assists in their careers
- Joined Cougars Elvin Hayes and Hakeem Olajuwon as the first three players from one school to score 20,000 career points in the NBA
- Ended his professional playing days among the NBA's Top-20 career leaders in points scored and steals
- Was a 10-time NBA All-Star
- Recorded 25 triple doubles during his professional career
- Named to the All-NBA First Team in 1992... Earned All-NBA Second-Team honors in 1988 and 1991 and was a member of the League's Third Team in 1990 and 1995
- Led the Trail Blazers to 11 straight NBA playoffs berths and two NBA Finals (1990, 1992)

INTERNATIONAL EXPERIENCE


- Selected to play for the original *Dream Team* that won the 1992 Olympic Gold Medal in Barcelona

PROFESSIONAL EXPERIENCE

- Serves as a television analyst for the Houston Rockets

DREXLER'S CAREER STATISTICS

Year	GP-GS	MP	FG-FGA	Pct	3P-A	Pct	FT-FTA	Pct	Off-Def	Reb - Avg	PF-DQ	Ast	TO	Blk	Stl	Pts - Avg
1980-81	30-30	992	153-303	.505	---	---	50-85	.588	138-176	314 - 10.5	108-9	78	57	28	58	356 - 11.9
1981-82	32-31	1,077	206-362	.569	---	---	73-120	.608	159-177	336 - 10.5	107-7	96	94	36	97	485 - 15.2
1982-83	34-34	1,186	236-440	.536	---	---	70-95	.737	152-146	298 - 8.8	107-3	129	91	18	113	542 - 15.9
Totals	96-95	3,255	595-1,105	.538	---	---	193-300	.643	449-499	948 - 9.9	322-19	303	242	82	268	1,383 - 14.4

RETIRED JERSEYS


ELVIN HAYES

Forward • Three Letters • 1965-68
Rayville, La. • Britton HS
Number Retired: Dec. 18, 1993
Naismith Memorial Basketball
Hall of Fame Inductee • 1990
College Basketball Hall of Fame Inductee • 2013
Houston Athletics Hall of Honor • 1974


- Inducted into the Naismith Memorial Basketball Hall of Fame in 1990
- Inducted into the Natinal Collegiate Basketball Hall of Fame in 2013
- Inducted into the Houston Athletics Hall of Honor in 1974

at HOUSTON


- One of Houston's first two African-American basketball players, joining Don Chaney
- Became the first UH student-athlete to have his jersey retired
- Voted as one of the nation's Top-25 all-time players in a *CBS Sportsline.com* poll
- Honored as one of the Top Nine greatest collegiate players of all-time by *Street and Smith's*
- Led Houston to an 81-12 record during his collegiate career
- Hold Houston scoring and rebounding records for a single game, single season and career
- Is the only three-time All-American and two-time consensus All-American in any team sport at Houston
- Named the 1968 National Player of the Year
- Tallied 39 points and 15 rebounds to lead the second-ranked Cougars to a 71-69 upset over No. 1 UCLA on Jan. 20, 1968, in the Houston Astrodome in front of nearly 53,000 fans
- Earned All-America honors as a sophomore in 1965-66 after ranking nationally in three different statistical categories... Ranked fifth with 16.9 rebounds per game, 10th with a 56.7 field goal percentage and 11th with 27.2 points per game
- Named a consensus All-American in 1966-67 after leading Houston to its first NCAA Final Four appearance and a 27-4 record
- Ranked fourth among the national scoring leaders with 28.4 points per game and was sixth in rebounding with a 15.7 average as a junior
- Named the consensus National Player of the Year after leading Houston to a 28-0 record during the regular season in 1967-68
- Ranked third nationally with 36.8 points and 18.9 rebounds per game and 25th with a 54.9 field goal percentage
- Set Houston's freshman team records for scoring and rebounding with averages of 24.4 points and 23.8 rebounds per game
- Was the No. 1 overall pick in the 1968 NBA Draft by the San Diego Rockets

NBA CAREER

- Named one of the NBA's All-Time Top 50 Players in 1996
- Averaged 21 points and 12.2 rebounds in 16 seasons as an NBA player
- Ranked among the NBA's career leaders in several categories, including scoring (27,313 points), games played (1,303), minutes (50,000) and rebounds (16,279)
- Named to the All-NBA First Team and Second Team three times each and played in 12 consecutive All-Star Games from 1969 to 1980
- Led the NBA in scoring with 28.4 points per game and was named to the All-Rookie Team in 1968-69
- Traded to Washington in 1972 and led the Bullets to the 1978 NBA Championship and three appearances in the NBA Finals
- Returned to Houston and played his final three years with the Rockets


PROFESSIONAL EXPERIENCE

- Currently serves as radio analyst for Houston Men's Basketball home games


HAYES' CAREER STATISTICS

Year	GP-GS	MP	FG-FGA	Pct	3P-A	Pct	FT-FTA	Pct	Off-Def	Reb - Avg	PF-DQ	Ast	TO	Blk	Stl	Pts - Avg
1965-66	29-0	946	323-570	.567	---	---	143-257	.556	---	490 - 16.9	89-3	6	0	0	0	789 - 27.2
1966-67	31-0	1119	373-750	.497	---	---	135-227	.595	---	488 - 15.7	65-1	33	0	0	0	881 - 28.4
1967-68	33-0	1,270	519-945	.549	---	---	176-285	.618	---	624 - 18.9	90-1	59	0	0	0	1,214 - 36.8
Totals	93-0	3,335	1,215-2,265	.536	---	---	454-769	.590	---	1,602-17.2	244-5	98	0	0	0	2,884 - 31.0

RETIRED JERSEYS



HAKEEM OLAJUWON

Center • Three Letters • 1981-84

Lagos, Nigeria • Moslem Teacher's College

Number Retired: Feb. 12, 1997

Naismith Memorial Basketball

Hall of Fame Inductee • 2008

Houston Athletics Hall of Honor • 1998



HONORS

- Inducted into the Naismith Memorial Basketball Hall of Fame in 2008
- Named one of the 50 Greatest Players in NBA History in 1996-97
- Chosen one of the 27 greatest all-time college basketball players by *Street and Smith's* 2004 poll
- Voted as one of the NCAA's Top 25 players in a 2005 *CBSsportsline.com* fan poll
- Inducted into the Houston Athletics Hall of Honor in 1998

at HOUSTON


- Played in 29 games and led the Cougars with 72 blocked shots as a freshman in 1981-82
- Averaged 13.9 points per game and led the Southwest Conference with 11.4 rebounds per game
- Was named a Consensus All-American in 1983-84 after leading Houston to its second straight NCAA national championship game and a 32-5 record... The Cougars swept the SWC regular season and Tournament championships for the second straight season
- Named the Most Valuable Player of the 1984 SWC Postseason Classic after recording 20 points and 11 rebounds against Arkansas in the championship game
- Was the third player in NCAA history to lead the nation in two statistical categories in 1983-84, posting a 67.5 field-goal percentage and 13.5 rebounds per game
- Led the nation with 5.6 blocked shots per game in 1983-84, though the NCAA did not officially keep that statistic
- Honored as the SWC Player of the Decade for the 1980s
- Was the No. 1 overall pick in the 1984 NBA Draft by the Houston Rockets

NBA CAREER

- Ended his career as one of only eight players in NBA history to accumulate 20,000 career points and 12,000 career rebounds
- Was the first NBA player to record 2,000 blocked shots and 2,000 steals during his career
- Named the 1994 and 1995 MVP NBA Finals Most Valuable Player after leading Houston to back-to-back NBA championships
- Teamed with Cougar Clyde Drexler to lead the Rockets to the 1995 NBA championship
- Honored as the NBA Most Valuable Player in 1993-94 and as the NBA Defensive Player of the Year in 1992-93 and 1993-94
- Chosen to the All-NBA First Team six times, All-NBA Second Team three times and All-NBA Third Team twice
- Played in 12 NBA All-Star Games, starting eight of those
- Spent 17 seasons with the Rockets before being traded to the Toronto Raptors in 2001

OLAJUWON'S CAREER STATISTICS

Year	GP-GS	MP	FG-FGA	Pct	3P-A	Pct	FT-FTA	Pct	Off-Def	Reb - Avg	PF-DQ	Ast	TO	Blk	Stl	Pts - Avg
1981-82	29-6	529	91-150	.607	---	---	58-103	.563	72-107	179 - 6.2	85-4	11	41	72	26	240 - 8.3
1982-83	34-34	932	192-314	.611	---	---	88-148	.595	152-236	388 - 11.4	112-4	29	79	175	47	472 - 13.9
1983-84	37-37	1,260	249-369	.675	---	---	122-232	.526	179-321	500 - 13.5	118-8	48	107	207	61	620 - 16.8
Totals	100-77	2,721	532-833	.639	---	---	268-483	.555	403-664	1,067 - 10.7	315-16	88	227	454	134	1,332 - 13.3

RETIRED JERSEYS


MICHAEL YOUNG

Forward • Four Letters • 1980-84
Houston, Texas • Yates HS
Number Retired: Dec. 18, 2007
Houston Athletics Hall of Honor • 2004

at HOUSTON

- Was an All-America Second-Team honoree in 1983-84
- One of three Cougars to score more than 2,000 points during their careers
- Is the only player in UH history to start for four NCAA Tournament teams while helping the Cougars register a 109-25 record from 1980 to 1984
- Is the only player in UH history to start for three NCAA Final Four teams from 1982 to 1984
- Hold Houston career record with 16 NCAA Tournament games played
- Served as a co-captain of the 1983-84 team that finished as the NCAA runner-up and set a school record with 32 wins
- Was an All-Southwest Conference First-Team selection in 1982-83 and 1983-84
- Named to the All-District First Team by the National Association of Basketball Coaches in 1982-83 and 1983-84
- Chosen as an All-District First-Team performer by the U.S. Basketball Writers Association in 1983-84
- Was the only three-time All-Tournament honoree at the SWC Postseason Classic
- Selected in the first round of the 1984 NBA Draft by the Boston Celtics

NBA CAREER

- Played three seasons in the NBA with the Phoenix Suns, Philadelphia 76ers and Los Angeles Clippers

PROFESSIONAL PLAYING CAREER

- Named the 1986 CBA Player of the Year as a member of the Detroit Spirit
- Played 14 seasons in the Philippines, Spain, France and Italy
- Led French club Limoges to the 1992 European Club Championship
- Inducted into the French Sports Hall of Fame in 2003

PROFESSIONAL CAREER

- Served in a variety of roles with the Houston Men's Basketball program, including director of operations and performance enhancement (2004-13), assistant coach (2003-04) and strength and conditioning coach (1998-03)

YOUNG'S CAREER STATISTICS

Year	GP-GS	MP	FG-FGA	Pct	3P-A	Pct	FT-FTA	Pct	Off-Def	Reb – Avg	PF-DQ	Ast	TO	Blk	Stl	Pts – Avg
1980-81	30-26	1,049	157-319	.492	---	---	47-84	.560	75-115	190 – 6.3	72-2	57	39	20	46	361 – 12.0
1981-82	33-32	979	158-358	.441	---	---	44-64	.688	69-110	179 – 5.4	84-2	74	59	17	50	360 – 10.9
1982-83	34-34	1116	266-519	.513	---	---	56-88	.636	73-122	195 – 5.7	77-1	80	52	9	53	588 – 17.3
1983-84	37-37	1,354	319-637	.501	---	---	96-149	.644	70-161	231 – 6.2	75-2	70	58	8	66	734 – 19.8
Totals	134-129	4,498	900-1,833	.491	---	---	243-385	.631	287-508	795 – 5.9	308-7	281	208	54	215	2,043 – 15.2

SOCIAL MEDIA

FOLLOW THE COUGARS



UHCOUGARMBK

#ForTheCity

#GoCougs



FOOTBALL

BASEBALL

W. BASKETBALL

M. GOLF

W. GOLF

SOCCER

SOFTBALL

SWIMMING & DIVING

TENNIS

TRACK & FIELD / XC

VOLLEYBALL

UHCOUGARFB

UHCOUGARBB

UHCOUGARWBB

UHCOUGARMGOLF

UHCOUGARWGOLF

UHCOUGARSOCCE

UHCOUGARSB

UHCOUGARSWIM

UHCOUGARTENNIS

UHCOUGARTF

UHCOUGARVB



HONOR ROLL

HOUSTON CONFERENCE CHAMPIONS (19)

Regular Season (11)

Table with columns: Year, Conference, Final Ranking, Overall Record, Overall Pct., Conference Record, Conference Pct., Head Coach, Runner-up. Rows include years from 1946 to 2023.

Tournament (8)

Table with columns: Year, Conference, Record, Head Coach, Runner-up, Location. Rows include years from 1978 to 2022.

OLYMPICS MEDAL RECIPIENTS

Table with columns: Year, Name, Country, Medal. Rows include 1968, 1972, 1992, 1996.

OLYMPICS PARTICIPANTS

Table with columns: Year, Name, Country. Rows include 1968, 1972, 1992, 1996.

OLYMPICS TRIALS INVITEES

Table with columns: Year, Name, Country. Rows include 1964, 1968, 1972, 1976, 1984, 1996.

PAN AMERICAN GAMES

Table with columns: Year, Name, Country. Rows include 1971, 1975.

NAISMITH MEMORIAL BASKETBALL HALL OF FAME INDUCTEE

Table with columns: Year, Name. Rows include 1990, 2008, 2013.

NATIONAL COLLEGIATE BASKETBALL HALL OF FAME

Table with columns: Year, Name. Rows include 2007, 2013, 2018.

TEXAS BASKETBALL LIFETIME ACHIEVEMENT AWARD

Table with columns: Year, Name. Row: 2002 Guy V. Lewis

NAISMITH OUTSTANDING CONTRIBUTOR to MEN'S BASKETBALL

Presented by the Naismith Memorial Basketball Hall of Fame to recognize members of the electronic and print media for outstanding contributions

Table with columns: Year, Name. Row: 2020 Jim Nantz

CURT GOWDY AWARD

Presented by the Naismith Memorial Basketball Hall of Fame to recognize members of the electronic and print media for outstanding contributions

Table with columns: Year, Name. Row: 2002 Jim Nantz

NBA 75th ANNIVERSARY TEAM

Table with columns: Name. Rows include Clyde Drexler, Elvin Hayes, Hakeem Olajuwon. Includes a note about Houston's representation.

50 GREATEST PLAYERS in NBA HISTORY

Table with columns: Name. Rows include Clyde Drexler, Elvin Hayes, Hakeem Olajuwon. Includes a note about Houston's representation.

HOUSTON ATHLETICS HALL OF HONOR

Table with columns: Year, Name. Rows include 2000, 2002, 2004, 2006, 2008, 2010.

Table with columns: Year, Name, Role. Rows include 1971, 1972, 1974, 1976, 1981, 1982, 1998.

NATIONAL PLAYER of the YEAR

Table with columns: Year, Name, Source. Rows include 1968, 1983, 1984.

JOHN McLENDON NATIONAL COACH of the YEAR AWARD

Table with columns: Year, Name, Source. Row: 2021 Kelvin Sampson

NATIONAL COACH of the YEAR

Table with columns: Year, Name, Source. Rows include 1968, 1983, 2019, 2022.

BEN JOBE AWARD

Table with columns: Year, Name. Row: 2022 Kelvin Sampson

ALL-AMERICANS

Table with columns: Year, Name, Team. Rows include 1968, 1971, 1972, 1974, 1977, 1981, 1982, 1983, 1984, 1988, 1989, 1990, 1993, 1999, 2021, 2023.

HISTORY



HONOR ROLL

NCAA FINAL FOUR MOST OUTSTANDING PLAYER

1983	Hakeem Olajuwon
------	-----------------

NCAA ALL-FINAL FOUR TEAM

1984	Alvin Franklin
	Hakeem Olajuwon
	Michael Young
1983	Hakeem Olajuwon
1968	Elvin Hayes

NCAA REGIONAL MOST OUTSTANDING PLAYER

2021	DeJon Jarreau	Midwest
1984	Hakeem Olajuwon	Midwest
1983	Hakeem Olajuwon	Midwest
1982	Rob Williams	Midwest

NCAA TOURNAMENT ALL-REGIONAL TEAM

2022	Jamal Shead	South
2021	DeJon Jarreau	Midwest
	Quentin Grimes	Midwest
1984	Hakeem Olajuwon	Midwest
	Michael Young	Midwest
1983	Larry Micheaux	Midwest
	Hakeem Olajuwon	Midwest
	Michael Young	Midwest
1982	Larry Micheaux	Midwest
	Rob Williams	Midwest
1968	Don Chaney	Midwest
	Elvin Hayes	Midwest
	Theodis Lee	Midwest
1967	Don Chaney	Midwest
	Elvin Hayes	Midwest
1966	Elvin Hayes	West
1961	Gary Phillips	Midwest

NIT ALL-TOURNAMENT TEAM

1977	Otis Birdsong
------	---------------

USBWA DISTRICT VI COACH of the YEAR

1983	Guy V. Lewis
1968	Guy V. Lewis

USBWA DISTRICT PLAYER of the YEAR

1984	Hakeem Olajuwon	District VI
1983	Clyde Drexler	District VI
1981	Rob Williams	District VI
1977	Otis Birdsong	District VI
1968	Elvin Hayes	District VI
1967	Elvin Hayes	District VI
1966	Elvin Hayes	District VI

USBWA ALL-DISTRICT

2021	Quentin Grimes	District VII
2019	Corey Davis Jr.	District VII
2018	Rob Gray	District VII
2017	Rob Gray	District VII
2013	TaShawn Thomas	District VII
	Joseph Young	District VII
2009	Aubrey Coleman	District VII
2008	Robert McKiver	District VII
2007	Robert McKiver	District VII
2000	Gee Gervin	District VII
1999	Gee Gervin	District VII
1997	Galen Robinson	
1995	Tim Moore	
1994	Anthony Goldwire	
1993	Charles Outlaw	

1990	Carl Herrera	District VI
1989	Craig Upchurch	District VI
1988	Richard Hollis	District VI
1986	Greg Anderson	District VI
	Alvin Franklin	District VI
	Rickie Winslow	District VI
1984	Hakeem Olajuwon	District VI
	Michael Young	District VI
1983	Clyde Drexler	District VI
	Larry Micheaux	District VI
	Hakeem Olajuwon	District VI
1982	Rob Williams	District VI
1981	Rob Williams	District VI
1978	Cecile Rose	District VI
1977	Otis Birdsong	District VI
1976	Otis Birdsong	District VI
1975	Louis Dunbar	District VI
	Otis Birdsong	District VI
1974	Louis Dunbar	District VI
1973	Louis Dunbar	District VI
	Dwight Jones	District VI
	Steve Newsome	District VI
1972	Dwight Davis	District VI
	Dwight Jones	District VI
1971	Dwight Davis	District VI
	Poo Welch	District VI
1970	Dwight Davis	District VI
	Ollie Taylor	District VI
1969	Ken Spain	District VI
	Ollie Taylor	District VI
1968	Don Chaney	District VI
	Elvin Hayes	District VI
	Ken Spain	District VI
1967	Don Chaney	District VI
	Elvin Hayes	District VI
1966	Joe Hamood	District VI
	Elvin Hayes	District VI
1965	Joe Hamood	District VI
1963	Lyle Harger	District VI
1961	Ted Luckenbill	District VI
	Gary Phillips	District VI
1956	Don Boldebuck	District VI

NABC DISTRICT 25 COACH of the YEAR

2022	Kelvin Sampson	District 25
2019	Kelvin Sampson	District 24
2018	Kelvin Sampson	District 24

NABC ALL-DISTRICT

2022	Fabian White Jr.	First Team	District 24
	Kyler Edwards	First Team	District 24
	Josh Carlton	Second Team	District 24
2021	Quentin Grimes	First Team	District 24
	Marcus Sasser	First Team	District 24
	Justin Gorham	Second Team	District 24
2020	Nate Hinton	First Team	District 24
2019	Corey Davis Jr.	First Team	District 25
	Armoni Brook	Second Team	District 25
2018	Rob Gray	First Team	District 25
2017	Damyean Dotson	Second Team	District 25
	Rob Gray	Second Team	District 25
2014	TaShawn Thomas	Second Team	District 25
2013	TaShawn Thomas	First Team	District 11
2010	Aubrey Coleman	First Team	District 11
2009	Aubrey Coleman	First Team	District 9
2008	Robert McKiver	First Team	District 9
2006	Lanny Smith	Second Team	District 9
2005	Andre Owens	Second Team	District 9
2003	Louis Truscott	Second Team	District 9

2000	Gee Gervin	First Team	District 9
1999	Gee Gervin	Second Team	District 9
1998	Galen Robinson	Second Team	District 9
1996	Tim Moore	First Team	District 9
	Kirk Ford	Second Team	District 9
1995	Tim Moore	Second Team	District 9
1994	Anthony Goldwire	First Team	District 9
1993	Charles Outlaw	First Team	District 9
	Anthony Goldwire	Second Team	District 9
1992	Craig Upchurch	First Team	District 9
	Charles Outlaw	Second Team	District 9
1991	Alvaro Tehran	Second Team	District 9
	Byron Smith	Second Team	District 9
1990	Carl Herrera	First Team	District 9
	Craig Upchurch	First Team	District 9
1989	Craig Upchurch	First Team	District 9
	Richard Hollis	Second Team	District 9
1988	Rolando Ferreira	First Team	District 9
	Richard Hollis	First Team	District 9
1987	Greg Anderson	First Team	District 9
	Ricky Winslow	Second Team	District 9
1986	Alvin Franklin	First Team	District 9
	Greg Anderson	First Team	District 9
1985	Alvin Franklin	First Team	District 9
1984	Hakeem Olajuwon	First Team	District 9
	Michael Young	First Team	District 9
	Alvin Franklin	Second Team	District 9
1983	Clyde Drexler	First Team	District 9
	Larry Micheaux	First Team	District 9
	Michael Young	First Team	District 9
	Hakeem Olajuwon	Second Team	District 9
1982	Rob Williams	First Team	District 9
1981	Rob Williams	First Team	District 9
1980	Rob Williams	Second Team	District 9
1978	Cecile Rose	Third Team	District 9
	Mike Schultz	Third Team	District 9
1977	Otis Birdsong	First Team	District 9
1976	Otis Birdsong	First Team	District 9
1975	Louis Dunbar	First Team	District 9
	Otis Birdsong	Second Team	District 9
1974	Louis Dunbar	First Team	District 9
1973	Dwight Jones	First Team	District 9
	Louis Dunbar	First Team	District 9
	Steve Newsome	Third Team	District 9
1972	Dwight Davis	First Team	District 9
	Dwight Jones	Second Team	District 9
1971	Poo Welch	First Team	District 9
	Dwight Davis	Second Team	District 9
1969	Ken Spain	Second Team	District 9
	George Reynolds	Third Team	District 9
1968	Elvin Hayes	First Team	District 9
	Don Chaney	First Team	District 9
	Ken Spain	Second Team	District 9
1967	Elvin Hayes	First Team	District 9
	Don Chaney	Third Team	District 9
	Gary Grider	Third Team	District 9
1966	Joe Hamood	First Team	District 9
	Elvin Hayes	First Team	District 9
1965	Joe Hamood	Second Team	District 9
1963	Lyle Harger	Second Team	District 9
1962	Don Schverak	Third Team	District 9
1961	Gary Phillips	First Team	District 9
	Ted Luckenbill	Second Team	District 9
1960	Gary Phillips	Second Team	District 9
1956	Don Boldebuck	First Team	District 9
1955	Don Boldebuck	First Team	District 9
	Jack Foster	First Team	District 9
1954	Jack Mosher	First Team	District 9
1952	Royce Ray	Honorable Mention	District 9



HONOR ROLL

CONFERENCE COACH of the YEAR

Table with 3 columns: Year, Name, Conference. Rows include Kelvin Sampson (American Athletic) for 2023, 2022, 2019, 2018; Pat Foster (SWC) for 1992; Guy V. Lewis (SWC) for 1984, 1983.

CONFERENCE PLAYER of the DECADE

Table with 3 columns: Decade, Name, Conference. Rows include Hakeem Olajuwon (SWC) for 1980s; Otis Birdsong (SWC) for 1970s.

CONFERENCE PLAYER of the YEAR

Table with 3 columns: Year, Name, Conference. Rows include Marcus Sasser (American Athletic) for 2023; Quentin Grimes (American Athletic (Co)) for 2021; Bo Outlaw (SWC) for 1993; Hakeem Olajuwon (SWC) for 1984; Clyde Drexler (SWC (Co)) and Michael Young (SWC (Co)) for 1983; Rob Williams (SWC) for 1981; Otis Birdsong (SWC) for 1977.

CONFERENCE DEFENSIVE PLAYER of the YEAR

Table with 3 columns: Year, Name, Conference. Rows include Jamal Shead (American Athletic) for 2023; DeJon Jarreau (American Athletic) for 2021; Bo Outlaw (SWC) for 1993, 1992.

CONFERENCE SIXTH MAN of the YEAR

Table with 3 columns: Year, Name, Conference. Rows include Reggie Chaney (American Athletic) for 2023; DeJon Jarreau (American Athletic) for 2019; Armoni Brooks (American Athletic) for 2018.

CONFERENCE NEWCOMER of the YEAR

Table with 3 columns: Year, Name, Conference. Rows include Aubrey Coleman (C-USA) for 2009; Anthony Goldwire (SWC) for 1993; Bo Outlaw (SWC (Co)) and Sam Mack (SWC (Co)) for 1992; Carl Herrera (SWC) for 1990; Craig Upchurch (SWC) for 1988; Rickie Winslow (SWC) for 1984; Clyde Drexler (SWC) for 1981; Rob Williams (SWC) for 1980.

CONFERENCE MOST IMPROVED PLAYER

Table with 3 columns: Year, Name, Conference. Rows include J'Wan Roberts (American Athletic) for 2023; Justin Gorham (American Athletic) for 2021.

CONFERENCE FRESHMAN of the YEAR

Table with 3 columns: Year, Name, Conference. Rows include Jarace Walker (American Athletic) for 2023; Danuel House (C-USA) for 2013.

ALL-CONFERENCE

Table with 4 columns: Year, Name, Team, Conference. Rows include (2) Marcus Sasser (First Team, American) and (2) Jamal Shead (Second Team, American) for 2023; Fabian White Jr. (First Team, American), Josh Carlton (First Team, American), Kyler Edwards (Second Team, American), and Jamal Shead (Third Team, American) for 2022; Quentin Grimes (First Team, American), DeJon Jarreau (Second Team, American), Justin Gorham (Second Team, American), and Marcus Sasser (Second Team, American) for 2021; Nate Hinton (Second Team, American) and Caleb Mills (Second Team, American) for 2020; Corey Davis Jr. (First Team, American) and Armoni Brooks (Second Team, American) for 2019; (2) Rob Gray (First Team, American) for 2018.

Table with 4 columns: Year, Name, Team, Conference. Rows include (2) Damyean Dotson (First Team, American) and Rob Gray (First Team, American) for 2017; Devonta Pollard (Second Team, American) and Damyean Dotson (Honorable Mention, American) for 2016; (2) TaShawn Thomas (Second Team, American) for 2014; TaShawn Thomas (First Team, C-USA) and Joseph Young (Third Team, C-USA) for 2013; (2) Aubrey Coleman (First Team, C-USA) and Aubrey Coleman (First Team, C-USA) for 2010; (2) Aubrey Coleman (First Team, C-USA) and Kelvin Lewis (Third Team, C-USA) for 2009; (2) Robert McKiver (First Team, C-USA) and Dion Dowell (Third Team, C-USA) for 2008; Robert McKiver (First Team, C-USA) and (2) Oliver Lafayette (Second Team, C-USA) for 2007; Ramon Dyer (Second Team, C-USA) and Oliver Lafayette (Second Team, C-USA) for 2006; Andre Owens (Second Team, C-USA) for 2005; (2) Louis Truscott (First Team, C-USA) for 2003; Louis Truscott (Third Team, C-USA) for 2002; (2) Gee Gervin (First Team, C-USA) for 2000; Gee Gervin (First Team, C-USA) and Kenny Younger (Third Team, C-USA) for 1999; (2) Galen Robinson (Third Team, C-USA) for 1998; Galen Robinson (Third Team, C-USA) for 1997; (2) Tim Moore (First Team, SWC) and Kirk Ford (Second Team, SWC) for 1996; Tim Moore (Second Team, SWC) for 1995; (2) Anthony Goldwire (Second Team, SWC) for 1994; (2) Bo Outlaw (First Team, SWC) and Anthony Goldwire (Second Team, SWC) for 1993; Derrick Daniels (Second Team, SWC), David Diaz (Second Team, SWC), Sam Mack (Second Team, SWC), Bo Outlaw (Second Team, SWC), and (3) Craig Upchurch (Second Team, SWC) for 1992; (2) Byron Smith (Second Team, SWC) and Alvaro Teheran (Second Team, SWC) for 1991; Carl Herrera (First Team, SWC) and (3) Craig Upchurch (First Team, SWC) for 1990; (3) Craig Upchurch (First Team, SWC) and (2) Richard Hollis (Second Team, SWC) for 1989; Richard Hollis (Second Team, SWC) for 1988; (2) Greg Anderson (First Team, SWC) and (3) Rickie Winslow (Second Team, SWC) for 1987; (2) Alvin Franklin (First Team, SWC) and Greg Anderson (Second Team, SWC) for 1986; Alvin Franklin (Second Team, SWC) and Rickie Winslow (Second Team, SWC) for 1985; (2) Hakeem Olajuwon (First Team, SWC) and (2) Michael Young (First Team, SWC) for 1984; (3) Clyde Drexler (First Team, SWC), Michael Young (First Team, SWC), Larry Micheaux (Second Team, SWC), and Hakeem Olajuwon (Second Team, SWC) for 1983; (3) Rob Williams (First Team, SWC) and Clyde Drexler (Second Team, SWC) for 1982; (2) Rob Williams (First Team, SWC) and Clyde Drexler (Second Team, SWC) for 1981; Rob Williams (First Team, SWC) and Larry Rogers (Second Team, SWC) for 1980; Cecil Rose (Second Team, SWC) and Charles Thompson (Second Team, SWC) for 1978; Otis Birdsong (First Team, SWC) and Mike Schultz (Second Team, SWC) for 1977; (2) Otis Birdsong (First Team, SWC) and David Marrs (Second Team, SWC) for 1976; (3) Gary Phillips (First Team, MVC) for 1961; (2) Gary Phillips (First Team, MVC) for 1960.

Table with 4 columns: Year, Name, Team, Conference. Rows include Gary Phillips (First Team, MVC) for 1959; Russell Boone (Second Team, MVC) for 1958; Dan Dotson (Second Team, MVC) for 1957; (2) Don Boldebeck (First Team, MVC) and Art Helms (Second Team, MVC) for 1956; Don Boldebeck (First Team, MVC) and Jack Foster (Second Team, MVC) for 1954; Jack Moshler (Second Team, MVC) and Gary Shivers (Second Team, MVC) for 1954; Royce Ray (Second Team, MVC) for 1952; (3) Lloyd Hendrix (Second Team, MVC) for 1951; (2) Lloyd Hendrix (First Team, GSC) and David Rodriguez (First Team, GSC) for 1950; Herb Richardson (Second Team, GSC) for 1950; Dick Berg (Second Team, LSC) and (2) Louis Brown (Second Team, LSC) for 1949; Lloyd Hendrix (Second Team, LSC) for 1949; Louis Brown (Second Team, LSC) for 1948; (2) Guy V. Lewis (First Team, LSC) and (2) Willie Wells (First Team, LSC) for 1947; Guy V. Lewis (First Team, LSC) and Willie Wells (Second Team, LSC) for 1946.

CONFERENCE ALL-DEFENSIVE TEAM

Table with 3 columns: Year, Name, Conference. Rows include TaShawn Thomas (C-USA) for 2013; Zamal Nixon (C-USA) for 2011; Kelvin Lewis (C-USA) for 2009; Jermaine Johnson (SWC) for 1995; Rafael Carrasco (SWC) for 1994; Bo Outlaw (SWC) for 1993; Rafael Carrasco (SWC) and Bo Outlaw (SWC) for 1992; Darrell Mickens (SWC) and Alvaro Teheran (SWC) for 1991; Eduardo Drennick (SWC) for 1989; Rolando Ferreira (SWC) for 1988.

CONFERENCE TOURNAMENT MOST VALUABLE/OUTSTANDING PLAYER

Table with 3 columns: Year, Name, Conference. Rows include Fabian White Jr. (American Athletic) for 2022; Quentin Grimes (American Athletic) for 2021; Kelvin Lewis (C-USA) for 2010; Hakeem Olajuwon (SWC) for 1984; Michael Young (SWC) for 1983; Rob Williams (SWC) for 1981; Mike Schultz (SWC) for 1978.

HISTORY



HONOR ROLL

CONFERENCE ALL-TOURNAMENT TEAM

2023	J'Wan Roberts	American Athletic
	Jamal Shead	American Athletic
2022	Fabian White Jr.	American Athletic
	Kyler Edwards	American Athletic
	Taze Moore	American Athletic
2021	DeJon Jarreau	American Athletic
	Justin Gorham	American Athletic
2019	Corey Davis Jr.	American Athletic
	Armoni Brooks	American Athletic
2018	Rob Gray	American Athletic
	Corey Davis Jr.	American Athletic
2010	Kelvin Lewis	C-USA
	Aubrey Coleman	C-USA
2007	Robert McKiver	C-USA
	Oliver Lafayette	C-USA
2002	Marcus Oliver	C-USA
1993	Bo Outlaw	SWC
	David Diaz	SWC
1992	Sam Mack	SWC
	Craig Upchurch	SWC
1990	Carl Herrera	SWC
	Craig Upchurch	SWC
1988	Rolando Ferreira	SWC
1984	Hakeem Olajuwon	SWC
	Michael Young	SWC
1983	Michael Young	SWC
	Clyde Drexler	SWC
	Hakeem Olajuwon	SWC
1982	Rob Williams	SWC
1981	Rob Williams	SWC
	Michael Young	SWC
1979	Kenneth Williams	SWC
1978	Mike Schultz	SWC
	Kenneth Williams	SWC
1977	Otis Birdsong	SWC
1976	Otis Birdsong	SWC

CONFERENCE ALL-ROOKIE TEAM

2018	Fabian White Jr.	American
2016	Galen Robinson, Jr.	American

CONFERENCE ALL-NEWCOMER TEAM

1993	Anthony Goldwire	SWC
1992	Sam Mack	SWC
	Bo Outlaw	SWC
1990	Carl Herrera	SWC
1989	Derrick Daniels	SWC
1988	Richard Hollis	SWC
	Craig Upchurch	SWC
1984	Rickie Winslow	SWC
1983	Alvin Franklin	SWC
1981	Clyde Drexler	SWC
	Michael Young	SWC
1980	Rob Williams	SWC

CONFERENCE ALL-FRESHMEN TEAM

2020	Caleb Mills	American
	Marcus Sasser	American
2019	Nate Hinton	American
2013	Danuel House	C-USA
2012	TaShawn Thomas	C-USA
	Joseph Young	C-USA
2001	Alton Ford	C-USA
2000	George Williams	C-USA

REESE'S ALL-STAR GAME

2019	Corey Davis Jr.	
	Galen Robinson Jr.	
2010	Aubrey Coleman	

EAST-WEST ALL-STAR GAME

1977	Otis Birdsong	
1972	Dwight Davis	
1970	Ollie Taylor	
1969	George Reynolds	
	Ken Spain	
1968	Don Chaney	
	Elvin Hayes	
1963	Lyle Harger	
1961	Gary Phillips	
1956	Don Boldebeck	

PIZZA HUT ALL-STAR GAME

1975	Louis Dunbar	
1974	Sidney Edwards	

ALOHA ALL-STAR GAME ALL-TOURNAMENT TEAM

1983	Larry Micheaux	
------	----------------	--

ALOHA ALL-STAR GAME

1984	Michael Young	
1983	Larry Micheaux	

GREAT CLIPS SLAM DUNK CHAMPION

2022	Taze Moore	
------	------------	--

AMERICAN ATHLETIC CONFERENCE BASKETBALL WEEKLY PLAYER of the WEEK

Feb. 9, 1981	Rob Williams	
--------------	--------------	--

CONFERENCE PLAYERS of the WEEK

March 5, 2023	Jamal Shead	American Athletic
Nov. 21, 2022	Marcus Sasser	American Athletic
Feb. 28, 2022	Fabian White Jr.	American Athletic
Feb. 7, 2022	Fabian White Jr.	American Athletic
Jan. 24, 2022	Kyler Edwards	American Athletic
Jan. 17, 2022	Kyler Edwards	American Athletic
Jan. 10, 2022	Josh Carlton	American Athletic
Nov. 15, 2020	Marcus Sasser	American Athletic
March 1, 2021	Quentin Grimes	American Athletic
Jan. 25, 2021	Quentin Grimes	American Athletic
Jan. 11, 2021	Marcus Sasser	American Athletic
Nov. 30, 2020	Marcus Sasser	American Athletic
Dec. 30, 2019	Fabian White Jr.	American Athletic
Dec. 9, 2019	Quentin Grimes	American Athletic
March 11, 2019	Corey Davis Jr.	American Athletic
Feb. 11, 2019	Corey Davis Jr.	American Athletic
Dec. 17, 2018	Galen Robinson Jr.	American Athletic
Dec. 3, 2018	Armoni Brooks	American Athletic
March 5, 2018	Rob Gray	American Athletic
Feb. 12, 2018	Armoni Brooks	American Athletic
Jan. 2, 2017	Rob Gray	American Athletic
Feb 29, 2016	Damyean Dotson	American Athletic
Feb. 1, 2016	Rob Gray, Jr.	American Athletic
Dec. 7, 2015	Devonta Pollard	American Athletic
Nov. 17, 2014	Devonta Pollard	American Athletic
Dec. 16, 2013	TaShawn Thomas	American Athletic
Nov. 25, 2013	TaShawn Thomas	American Athletic
Feb. 18, 2013	TaShawn Thomas	C-USA
Dec. 10, 2012	Joseph Young	C-USA
Feb. 20, 2012	Jonathon Simmons	C-USA
Nov. 21, 2011	Alandise Harris	C-USA
Nov. 15, 2010	Maurice McNeil	C-USA
March 8, 2010	Aubrey Coleman	C-USA
Jan. 18, 2010	Aubrey Coleman	C-USA
Dec. 28, 2009	Aubrey Coleman	C-USA
Nov. 30, 2009	Aubrey Coleman	C-USA
Nov. 23, 2009	Aubrey Coleman	C-USA
March 3, 2009	Aubrey Coleman	C-USA
Feb. 9, 2009	Aubrey Coleman	C-USA

March 3, 2008	Robert McKiver	C-USA
Feb. 11, 2008	Robert McKiver	C-USA
Dec. 3, 2007	Robert McKiver	C-USA
Nov. 26, 2007	Brockeith Pane	C-USA
Jan. 15, 2007	Robert McKiver	C-USA
Dec. 26, 2006	Dion Dowell	C-USA
Nov. 20, 2006	Robert McKiver	C-USA
Feb. 6, 2006	Ramon Dyer	C-USA
Jan. 9, 2006	Ramon Dyer	C-USA
Dec. 5, 2005	Oliver Lafayette	C-USA
Dec. 29, 2003	Andre Owens	C-USA
Jan. 27, 2003	Louis Truscott	C-USA
Feb. 18, 2002	Louis Truscott	C-USA
Jan. 21, 2002	Louis Truscott	C-USA
Dec. 13, 1999	Kenny Younger	C-USA
Jan. 18, 1999	Kenny Younger	C-USA
Feb. 20, 1996	Tim Moore	SWC
Jan. 23, 1996	Tim Moore	SWC
Dec. 5, 1995	Kenya Capers	SWC
Feb. 6, 1995	Tim Moore	SWC
Dec. 12, 1994	Tim Moore	SWC
Jan. 5, 1993	Bo Outlaw	SWC
Dec. 21, 1992	Bo Outlaw	SWC
Dec. 23, 1991	Craig Upchurch	SWC
Dec. 16, 1991	Craig Upchurch	SWC
Dec. 2, 1991	Sam Mack	SWC
Feb. 18, 1991	Byron Smith	SWC
March 5, 1990	Carl Herrera	SWC
Feb. 27, 1990	Carl Herrera	SWC
Jan. 31, 1989	Craig Upchurch	SWC
Jan. 10, 1989	Craig Upchurch	SWC
Nov. 29, 1988	Richard Hollis	SWC
Feb. 13, 1983	Michael Young	SWC
Feb. 6, 1983	Clyde Drexler	SWC
Jan. 23, 1983	Larry Micheaux	SWC
Jan. 9, 1983	Hakeem Olajuwon	SWC
Feb. 9, 1981	Rob Williams	SWC
Feb. 2, 1981	Rob Williams	SWC

THE AMERICAN FRESHMAN of the WEEK

Feb. 6, 2023	Jarace Walker	
Jan. 30, 2023	Jarace Walker	
Jan. 23, 2023	Jarace Walker	
Jan. 9, 2023	Jarace Walker	
Dec. 26, 2022	Emanuel Sharp	
Dec. 19, 2022	Jarace Walker	
Nov. 14, 2022	Jarace Walker	
Dec. 7, 2020	Tramon Mark	
Nov. 30, 2020	Tramon Mark	
March 2, 2020	Marcus Sasser	
Jan. 27, 2020	Caleb Mills	
Dec. 16, 2019	Caleb Mills	
March 11, 2019	Nate Hinton	
Feb. 11, 2019	Cedrick Alley Jr.	
Jan. 7, 2019	Nate Hinton	
Nov. 26, 2018	Cedrick Alley Jr.	

THE AMERICAN ROOKIE of the WEEK

Jan. 29, 2018	Fabian White Jr.	
Nov. 27, 2017	Fabian White Jr.	
Feb. 1, 2016	Galen Robinson Jr.	
Jan. 20, 2014	Danrad Knowles	
Jan. 6, 2014	Danrad Knowles	

CONFERENCE USA ROOKIE of the WEEK

March 2, 2009	Aubrey Coleman	
Jan. 12, 2009	Aubrey Coleman	
Dec. 29, 2008	Aubrey Coleman	
Dec. 22, 2008	Aubrey Coleman	
Nov. 17, 2008	Aubrey Coleman	

**HONOR ROLL****CONFERENCE USA FRESHMAN of the WEEK**

Jan. 21, 2013	Danuel House
Dec. 31, 2012	Danuel House
Dec. 17, 2012	Danuel House
Feb. 27, 2012	Joseph Young
Jan. 2, 2012	TaShawn Thomas
Nov. 14, 2011	TaShawn Thomas
Jan. 17, 2011	Alandise Harris

CONFERENCE NEWCOMER of the WEEK

Feb. 21, 1994	Tim Moore	SWC
Feb. 14, 1994	Tim Moore	SWC

**AMERICAN ATHLETIC CONFERENCE
WEEKLY HONOR ROLL**

March 7, 2022	Fabian White Jr.
Feb. 21, 2022	Josh Carlton
Jan. 31, 2022	Josh Carlton
Jan. 3, 2022	Fabian White Jr.
Dec. 27, 2021	Josh Carlton
Dec. 20, 2021	Jamal Shead
Dec. 13, 2021	Marcus Sasser
Dec. 6, 2021	Marcus Sasser
Nov. 29, 2021	Fabian White Jr.
Nov. 22, 2021	Marcus Sasser
March 8, 2021	DeJon Jarreau
Feb. 22, 2021	Quentin Grimes
Feb. 15, 2021	Quentin Grimes
Feb. 1, 2021	Cameron Tyson
Jan. 18, 2021	Justin Gorham
Jan. 4, 2021	Justin Gorham
Dec. 28, 2020	Quentin Grimes
Dec. 21, 2020	Quentin Grimes
Dec. 7, 2020	Quentin Grimes
Feb. 24, 2020	Caleb Mills
Feb. 10, 2020	Nate Hinton
Jan. 27, 2020	DeJon Jarreau
Jan. 20, 2020	DeJon Jarreau
Jan. 13, 2020	Caleb Mills
Jan. 6, 2020	Nate Hinton
Dec. 23, 2019	Nate Hinton
Dec. 16, 2019	Nate Hinton
Dec. 2, 2019	Nate Hinton
Nov. 25, 2019	Nate Hinton
Feb. 25, 2019	DeJon Jarreau
Feb. 18, 2019	Armoni Brooks
Feb. 4, 2019	DeJon Jarreau
Jan. 28, 2019	Armoni Brooks
Jan. 21, 2019	Corey Davis Jr.
Dec. 24, 2018	Armoni Brooks
Dec. 10, 2018	Galen Robinson Jr.
Nov. 26, 2018	Corey Davis Jr.
Feb. 26, 2018	Rob Gray
Feb. 19, 2018	Devin Davis
Feb. 5, 2018	Corey Davis Jr.
Jan. 29, 2018	Corey Davis Jr.
Jan. 22, 2018	Rob Gray
Jan. 15, 2018	Rob Gray
Jan. 2, 2018	Breaon Brady
Dec. 25, 2017	Rob Gray
Dec. 11, 2017	Rob Gray
Dec. 4, 2017	Devin Davis
Nov. 20, 2017	Rob Gray
Nov 13, 2017	Rob Gray
Feb. 27, 2017	Damyean Dotson
Feb. 20, 2017	Rob Gray
Feb. 13, 2017	Damyean Dotson
Feb. 6, 2017	Damyean Dotson
Jan. 30, 2017	Rob Gray
Jan. 16, 2017	Rob Gray
Jan. 9, 2017	Damyean Dotson

Dec. 19, 2016	Damyean Dotson
Dec. 12, 2016	Rob Gray
Dec. 5, 2016	Rob Gray
Nov. 28, 2016	Devin Davis
Nov. 7, 2016	Devin Davis
Feb. 22, 2016	Devonta Pollard
Feb. 8, 2016	Devonta Pollard
Jan. 4, 2016	Rob Gray, Jr.
Dec. 28, 2015	Damyean Dotson
Dec. 14, 2015	Rob Gray, Jr.
Nov. 30, 2015	Rob Gray, Jr.
Nov. 23, 2015	Devonta Pollard
March 9, 2015	Devonta Pollard
March 2, 2015	Devonta Pollard
Feb. 3, 2015	L.J. Rose
Jan. 19, 2015	Danrad Knowles
Dec. 29, 2014	Jherrod Stiggers
Dec. 8, 2014	Devonta Pollard
Nov. 24, 2014	Devonta Pollard
March 3, 2014	TaShawn Thomas
Jan. 20, 2014	TaShawn Thomas
Dec. 16, 2013	Danrad Knowles

McDONALD'S HIGH SCHOOL ALL-AMERICANS

2021-22	Jarace Walker
2017-18	Quentin Grimes <i>Originally signed with Kansas</i>
2011-12	Devonta Pollard <i>Originally signed with Alabama</i>
1999-00	Alton Ford
1982-83	Rickie Winslow

NABC HONORS COURT

2022-23	Darius Bowser	Ryan Elvin
---------	---------------	------------

**AMERICAN ATHLETIC CONFERENCE
ALL-ACADEMIC TEAM**

2022-23	Ryan Elvin	Jarace Walker
2021-22	Ryan Elvin	
2020-21	Caleb Broodo	Ryan Elvin
	Brison Gresham	DeJon Jarreau
	Kiyron Powell	J'Wan Roberts
	Marcus Sasser	Jamal Shead
	Cameron Tyson	Fabian White Jr.
2019-20	Caleb Broodo	Quentin Grimes
	J'Wan Roberts	Cameron Tyson
2015-16	Wes VanBeck	
2014-15	Mikhail McLean	
2013-14	Danrad Knowles	Mikhail McLean

**CONFERENCE USA WINTER
SPIRIT OF SERVICE AWARD**

2013-14	Mikhail McLean
---------	----------------

CONFERENCE USA ALL-ACADEMIC TEAM

2008-09	Sean Coleman
---------	--------------

**CONFERENCE USA
COMMISSIONER'S HONOR ROLL**

2012-13	Danuel House	Mikhail McLean
	Tione Womack	
2011-12	LeRon Barnes	Rakim Stevenson
	Jherrod Stiggers	TaShawn Thomas
2010-11	Mikhail McLean	
2003-04	Bryan Shelton	
2002-03	Bryan Shelton	
2001-02	Bryan Shelton	

CONFERENCE ACADEMIC HONOR TEAM

1993-94	Rafael Carrasco	SWC
1991-92	Rafael Carrasco	SWC
1988-89	Eduardo Drennick	SWC
1987-88	Rolando Ferreira	SWC

NO
ONE
COVERS
THE
COURT
LIKE

UHCougars.com



PHOTOS | SCHEDULES | SCORES | LIVE | GAME STATS | HIGHLIGHTS



NCAA TOURNAMENT HISTORY

NCAA TOURNAMENT HISTORY

NCAA Tournament National Championship Game Appearances	(2) 1984, 1983
NCAA Final Four Appearances	(6) 2021, 1984, 1983, 1982, 1968, 1967
NCAA Elite Eight Appearances	(7) 2022, 2021, 1984, 1983, 1982, 1968, 1967
NCAA Sweet 16 Appearances	(15) 2023, 2022, 2021, 2019, 1984, 1983, 1982, 1971, 1970, 1968, 1967, 1966, 1965, 1961, 1956
NCAA Tournament Appearances	(24) 2023, 2022, 2021, 2019, 2018, 2010, 1992, 1990, 1987, 1984, 1983, 1982, 1981, 1978, 1973, 1972, 1971, 1970, 1968, 1967, 1966, 1965, 1961, 1956
NCAA Tournament Record	38-29 (.567)
NCAA Final Four Most Outstanding Player	(1) Hakeem Olajuwon (1984)
NCAA All-Final Four Team Members	(5) Alvin Franklin (1984), Hakeem Olajuwon (1984), Michael Young (1984), Hakeem Olajuwon (1983), Elvin Hayes (1968)
NCAA All-Regional Team Members	17

2023 • SWEET 16

No. 1 Seed • Midwest Region • First/Second Rounds
Legacy Arena • Birmingham, Ala.

March 16	W	63-52	(16) Northern Kentucky
March 18	W	81-64	(9) Auburn

Midwest Regional • T-Mobile Center • Kansas City, Mo.
March 24 L 75-89 #16/15 (5) Miami (Fla.)

2022 • ELITE EIGHT

No. 5 Seed • South Region • First/Second Rounds
PPG Paints Arena • Pittsburgh

March 18	W	82-68	(12) UAB
March 20	W	68-53	(4) Illinois

South Regional • AT&T Center • San Antonio, Texas

March 24	W	72-60	#2/2 (1) Arizona
March 26	L	44-50	#6/5 (2) Villanova

Regional All-Tournament Team: Jamal Shead

2021 • FINAL FOUR

No. 2 Seed • Midwest Region • First Round
Simon Skjoldt Assembly Hall • Bloomington, Ind.

March 19	W	87-56	(15) Cleveland State
----------	---	-------	----------------------

Second Round • Lucas Oil Stadium – Unity Court • Indianapolis

March 21	W	63-60	(10) Rutgers
----------	---	-------	--------------

Sweet 16 • Hinkle Fieldhouse • Indianapolis

March 27	W	62-46	(11) Syracuse
----------	---	-------	---------------

Elite Eight • Lucas Oil Stadium – Equality Court • Indianapolis

March 29	W	67-61	(12) Oregon State
----------	---	-------	-------------------

Regional Most Outstanding Player: DeJon Jarreau

Regional All-Tournament Team: Quentin Grimes

Final Four • Lucas Oil Stadium – Unity Court • Indianapolis

April 3	L	59-78	#3/3 (1) Baylor
---------	---	-------	-----------------

2020

Seed Unknown • Region Unknown
Arena Unknown • City Unknown

Canceled due to COVID-19 pandemic

2019 • SWEET 16

No. 3 Seed • Midwest Region • First/Second Rounds
BOK Center • Tulsa, Okla.

March 22	W	84-55	(14) Georgia State
March 24	W	74-59	(11) Ohio State

Midwest Regional • Sprint Center • Kansas City, Mo.

March 29	L	58-62	#7/7 (2) Kentucky
----------	---	-------	-------------------

2018 • SECOND ROUND

No. 6 Seed • West Region • First/Second Rounds
Intrust Bank Arena • Wichita, Kan.

March 15	W	67-65	(11) rv/rv San Diego State
March 17	L	63-64	#7/7 (3) Michigan

2010

No. 13 Seed • Midwest Region • First Round
Spokane Veterans Memorial Arena • Spokane, Wash.

March 19	L	77-89	#20/20 (13) Maryland
----------	---	-------	----------------------

1992

No. 10 Seed • Midwest Region • First Round
Bradley Center • Milwaukee, Wisc.

March 19	L	60-65	(7) Georgia Tech
----------	---	-------	------------------

1990

No. 8 Seed • Southeast Region • First Round
Thompson-Boling Arena • Knoxville, Tenn.

March 15	L	66-70	(9) UC Santa Barbara
----------	---	-------	----------------------

1987

No. 12 Seed • Southeast Region • First Round
The Omni • Atlanta, Ga.

March 13	L	55-66	(5) Kansas
----------	---	-------	------------

1984 • NATIONAL FINALIST

No. 2 Seed • Midwest Region • First/Second Rounds
Mid-South Coliseum • Memphis, Tenn.

March 17	W	77-69	(10) Louisiana Tech
----------	---	-------	---------------------

Midwest Regional • The Arena • St. Louis, Mo.

March 23	W	78-71	(6) Memphis
March 25	W	68-63	(4) Wake Forest

Regional Most Outstanding Player: Hakeem Olajuwon

Regional All-Tournament Team: Hakeem Olajuwon, Michael Young

Final Four • Kingdome • Seattle

March 31	W	49-47 (OT)	(7 - East) Virginia
April 2	L	75-84	(1 - West) Georgetown

Final Four Most Outstanding Player: Hakeem Olajuwon

Final Four All-Tournament Team: Alvin Franklin, Hakeem Olajuwon, Michael Young

1983 • NATIONAL FINALIST

No. 1 Seed • Midwest Region • First/Second Rounds
The Summit • Houston

March 19	W	60-50	(8) Maryland
----------	---	-------	--------------

Midwest Regional • Kemper Arena • Kansas City, Mo.

March 25	W	70-63	(4) Memphis
----------	---	-------	-------------

March 27	W	89-71	(3) Villanova
----------	---	-------	---------------

Regional Most Outstanding Player: Hakeem Olajuwon

Regional All-Tournament Team: Larry Micheaux, Hakeem Olajuwon, Michael Young

Final Four • University Arena • Albuquerque, N.M.

April 2	W	94-81	(1 - East) Louisville
---------	---	-------	-----------------------

April 4	L	52-54	(6 - West) NC State
---------	---	-------	---------------------

Final Four All-Tournament Team: Hakeem Olajuwon

1982 • NCAA FINAL FOUR

No. 6 Seed • Midwest Region • First/Second Rounds
Mabee Center • Tulsa, Okla.

March 11	W	94-84	(11) Alcorn State
----------	---	-------	-------------------

March 13	W	78-74	(3) Tulsa
----------	---	-------	-----------

Midwest Regional • Checkerdome • St. Louis, Mo.

March 19	W	79-78	(2) Missouri
----------	---	-------	--------------

March 21	W	99-92	(8) Boston College
----------	---	-------	--------------------

Regional Most Outstanding Player: Rob Williams

Regional All-Tournament Team: Larry Micheaux, Rob Williams

Final Four • Louisiana Superdome • New Orleans

March 27	L	63-68	(1 - East) North Carolina
----------	---	-------	---------------------------

NCAA TOURNAMENT CAREER LEADERS

Points

Rk.	Pts.	Name	School	Years (Games)
1.	407	Christian Laettner	Duke	1989-92 (23)
2.	358	Elvin Hayes	Houston	1966-68 (13)
3.	328	Danny Manning	Kansas	1985-88 (16)
4.	325	Tyler Hansbrough	North Carolina	2006-09 (17)
5.	324	Oscar Robertson	Cincinnati	1958-60 (10)

Rebounds

1.	222	Elvin Hayes	Houston	1966-68 (13)
2.	201	Lew Alcindor	UCLA	1967-69 (12)
3.	198	Tom Gola	La Salle	1954-55 (11)
4.	197	Jerry Lucas	Ohio State	1960-62 (12)
5.	181	Nick Collison	Kansas	2000-03 (16)
6.	176	Bill Walton	UCLA	1972-74 (12)
7.	169	Christian Laettner	Duke	1989-92 (23)
8.	165	Tim Duncan	Wake Forest	1994-97 (11)
9.	160	Paul Hogue	Cincinnati	1960-62 (12)
10.	157	Sam Lacey	New Mexico St.	1968-70 (11)
11.	155	Derrick Coleman	Syracuse	1987-90 (14)
12.	153	Hakeem Olajuwon	Houston	1982-84 (15)

Rebounding Average

1.	19.8	Tom Gola	La Salle	1954-55 (10)
2.	19.7	John Green	Michigan State	1957-79 (6)
3.	19.2	Artis Gilmore	Jacksonville	1970-71 (6)
4.	18.5	Paul Silas	Creighton	1962-64 (6)
5.	17.13	Len Chappell	Wake Forest	1961-62 (8)
6.	17.08	Elvin Hayes	Houston	1966-68 (13)

Field Goals

1.	152	Elvin Hayes	Houston	1966-68 (13)
2.	140	Danny Manning	Kansas	1985-88 (16)
t3.	128	Glen Rice	Michigan	1986-89 (13)
t3.	128	Christian Laettner	Duke	1989-92 (23)
5.	123	Corliss Williamson	Arkansas	1993-95 (15)

HISTORY



NCAA TOURNAMENT HISTORY

vs. NCAA TOURNAMENT OPPONENTS

Team	Record	Pct.	Stk.	Last
Aicorn State	1-0	1.000	W1	3/11/82
Arizona	1-0	1.000	W1	3/24/22
Auburn	1-0	1.000	W1	3/18/23
Baylor	0-1	.000	L1	4/3/21
Boston College	1-0	1.000	W1	3/21/82
Cleveland State	1-0	1.000	W1	3/19/21
Colorado State	1-0	1.000	W1	3/7/66
Dayton	1-0	1.000	W1	3/7/70
Drake	0-1	.000	L1	3/12/70
Georgetown	0-1	.000	L1	4/2/84
Georgia State	1-0	1.000	W1	3/22/19
Georgia Tech	0-1	.000	L1	3/19/92
Illinois	1-0	1.000	W1	3/20/22
Kansas	1-2	.333	L2	3/13/87
Auburn	1-0	1.000	W1	3/18/23
Kentucky	0-1	.000	L1	3/29/19
Louisiana	0-1	.000	L1	3/10/73
Louisiana Tech	1-0	1.000	W1	3/17/84
Louisville	2-0	1.000	W2	4/2/83
Loyola Chicago	1-0	1.000	W1	3/9/68
Marquette	1-0	1.000	W1	3/15/61
Maryland	1-1	.500	L1	3/19/10
Memphis	2-0	1.000	W2	3/23/84
Miami (Fla.)	0-1	.000	L1	3/24/23
Michigan	0-1	.000	L1	3/17/18
Missouri	1-0	1.000	W1	3/19/82
New Mexico State	2-0	1.000	W2	3/13/71
NC State	0-1	.000	L1	4/4/83
North Carolina	1-1	.500	L1	3/27/82
Northern Kentucky	1-0	1.000	W1	3/16/23
Notre Dame	2-1	.667	L1	3/10/78
Ohio State	1-1	.500	W1	3/24/19
Oklahoma State	0-1	.000	L1	3/12/65
Oregon State	1-1	.500	W1	3/29/21
Pacific	1-0	1.000	W1	3/12/66
Rutgers	1-0	1.000	W1	3/21/21
San Diego State	1-0	1.000	W1	3/15/18
SMU	1-2	.333	W1	3/19/67
Syracuse	1-0	1.000	W1	3/27/21
TCU	1-0	1.000	W1	3/16/68
Texas	0-1	.000	L1	3/11/72
Texas Tech	0-1	.000	L1	3/18/61
Tulsa	1-0	1.000	W1	3/13/82
UAB	1-0	1.000	W1	3/18/22
UCLA	0-2	.000	L2	3/22/68
UC Santa Barbara	0-1	.000	L1	3/15/90
Villanova	1-2	.333	L1	3/26/22
Virginia	1-0	1.000	W1	3/31/84
Wake Forest	1-0	1.000	W1	3/25/84
Totals	38-29	.567	L1	3/24/23

1981

No. 8 Seed • East Region • First Round
Charlotte Coliseum • Charlotte, N.C.

March 13	L	72-90	(9) Villanova
----------	---	-------	---------------

1978

Midwest Region • First Round
Mabee Center • Tulsa, Okla.

March 10	L	77-100	Notre Dame
----------	---	--------	------------

1973

Midwest Region • First Round
Henry Levitt Arena • Wichita, Kan.

March 10	L	89-102	Louisiana-Lafayette
----------	---	--------	---------------------

1972

Midwest Region • First Round
Pan American Center • Las Cruces, N.M.

March 11	L	74-85	Texas
----------	---	-------	-------

1971

Midwest Region • First Round
Hofheinz Pavilion • Houston

March 13	W	72-69	New Mexico State
----------	---	-------	------------------

Midwest Regional • Henry Levitt Arena • Wichita, Kan.

March 18	L	77-78	Kansas
March 20	W	119-106	Notre Dame

1970

Midwest Region • First Round
Daniel-Meyer Coliseum • Fort Worth, Texas

March 7	W	71-64	Dayton
---------	---	-------	--------

Midwest Regional • Allen Fieldhouse • Lawrence, Kan.

March 12	L	87-92	Drake
----------	---	-------	-------

Regional Third Place • Allen Fieldhouse • Lawrence, Kan.

March 14	L	98-107	Kansas State
----------	---	--------	--------------

1968 • NCAA FINAL FOUR

Midwest Region • First Round • Salt Lake City

March 9	W	94-76	Loyola (Chicago)
---------	---	-------	------------------

Midwest Regional • Henry Levitt Arena • Wichita, Kan.

March 15	W	91-75	Louisville
----------	---	-------	------------

March 16	W	103-68	TCU
----------	---	--------	-----

All-Tournament Team: Don Chaney, Elvin Hayes, Theodis Lee

Final Four • Memorial Sports Arena • Los Angeles

March 22	L	69-101	UCLA
----------	---	--------	------

Final Four • Consolation

Memorial Sports Arena • Los Angeles

March 25	L	85-89	Ohio State
----------	---	-------	------------

Final Four All-Tournament Team: Elvin Hayes

1967 • NCAA FINAL FOUR

Midwest Region • First Round
CSU Auditorium • Fort Collins, Colo.

March 11	W	59-58	New Mexico State
----------	---	-------	------------------

Midwest Regional • Allen Field House • Lawrence, Kan.

March 17	W	66-53	Kansas
----------	---	-------	--------

March 19	W	83-75	SMU
----------	---	-------	-----

All-Tournament Team: Don Chaney, Elvin Hayes

Final Four • Freedom Hall • Louisville, Ky.

March 24	L	58-73	UCLA
----------	---	-------	------

Final Four • Consolation • Freedom Hall • Louisville, Ky.

March 25	W	84-62	North Carolina
----------	---	-------	----------------

1966

West Region • First Round
Henry Levitt Arena • Wichita, Kan.

March 7	W	82-76	Colorado State
---------	---	-------	----------------

West Regional • Pauley Pavilion • Los Angeles

March 11	L	60-63	Oregon State
----------	---	-------	--------------

Regional Consolation • Pauley Pavilion • Los Angeles

March 12	W	102-91	Pacific
----------	---	--------	---------

1965

Midwest Region • First Round
Lubbock Coliseum • Lubbock, Texas

March 8	W	99-98	Notre Dame
---------	---	-------	------------

Midwest Regional • Ahearn Fieldhouse • Manhattan, Kan.

March 12	L	60-75	Oklahoma State
----------	---	-------	----------------

Midwest Regional Consolation • Ahearn Fieldhouse
Manhattan, Kan.

March 13	L	87-89	SMU
----------	---	-------	-----

HOUSTON by SEEDING

The NCAA began seeding teams in 1979

Team	Record	Pct.	Stk.	Last
No. 1	6-2	.750	L1	2023
No. 2	8-2	.800	L1	2021
No. 3	2-1	1.000	L1	2019
No. 4	0-0	.000	---	---
No. 5	3-1	.750	L1	2022
No. 6	5-2	.714	L1	2018
No. 7	0-0	.000	---	---
No. 8	0-2	.000	L2	1990
No. 9	0-0	.000	---	---
No. 10	0-1	.000	L1	1992
No. 11	0-0	.000	---	---
No. 12	0-1	.000	L1	1987
No. 13	0-1	.000	L1	2010
No. 14	0-0	.000	---	---
No. 15	0-0	.000	---	---
No. 16	0-0	.000	---	---
Seeded	24-13	.659	L1	2023
Unseeded	14-16	.467	L3	1978
Totals	38-29	.567	L1	2023

HOUSTON vs. SEEDING

Team	Record	Pct.	Stk.	Last
No. 1	2-3	.400	W1	2022
No. 2	1-2	.333	L2	2022
No. 3	2-1	.667	L1	2018
No. 4	3-0	1.000	W3	1984
No. 5	0-2	.000	L2	2023
No. 6	1-1	.500	W1	1984
No. 7	1-1	.500	W1	1992
No. 8	2-0	1.000	W2	1983
No. 9	1-2	.333	W1	2023
No. 10	2-0	1.000	W2	2021
No. 11	4-0	1.000	W4	2021
No. 12	2-0	1.000	W2	2022
No. 13	0-1	.000	L1	2010
No. 14	1-0	1.000	W1	2019
No. 15	1-0	1.000	W1	2021
No. 16	1-0	1.000	W1	2023
Seeded	24-13	.659	L1	2023
Unseeded	14-16	.467	L3	1978
Totals	38-29	.567	L1	2023

1961

Midwest Region • First Round • Delmar Gym • Houston

March 15	W	77-61	Marquette
----------	---	-------	-----------

Midwest Regional • Allen Fieldhouse • Lawrence, Kan.

March 17	L	64-75	Kansas State
----------	---	-------	--------------

Midwest Regional Consolation • Allen Fieldhouse
Lawrence, Kan.

March 18	L	67-69	Texas Tech
----------	---	-------	------------

All-Tournament Team: Gary Phillips

1956

West Region • Second Round
Allen Fieldhouse • Lawrence, Kan.

March 16	L	74-89	SMU
----------	---	-------	-----

West Regional Consolation • Allen Fieldhouse
Lawrence, Kan.

March 17	L	70-89	Kansas State
----------	---	-------	--------------



CONFERENCE TOURNAMENTS HISTORY

CONFERENCE TOURNAMENT HISTORY

Tournament Championships	(8) 2022, 2021, 2010, 1992, 1984, 1983, 1981, 1978
Championship Game Appearances	(16) 2023, 2022, 2021, 2019, 2018, 2010, 2007, 1993, 1992, 1990, 1984, 1983, 1982, 1981, 1978, 1977
Semifinal Appearances	(24) 2023, 2022, 2021, 2019, 2018, 2014, 2010, 2009, 2007, 2006, 2002, 1995, 1993, 1992, 1990, 1988, 1987, 1984, 1983, 1982, 1981, 1979, 1978, 1977
Conference Tournament Appearances	(46) 2023, 2022, 2021, 2019, 2018, 2017, 2016, 2015, 2014, 2013, 2012, 2011, 2010, 2009, 2008, 2007, 2006, 2005, 2003, 2002, 2001, 2000, 1999, 1998, 1997, 1996, 1995, 1994, 1993, 1992, 1991, 1990, 1989, 1988, 1987, 1986, 1984, 1985, 1983, 1982, 1981, 1980, 1979, 1978, 1977, 1976
Conference Tournament Record	55-38 (.591 overall (14-7 in The American; 13-15 in C-USA; 28-16 in SWC)
Conference Tournament Most Outstanding Player	(7) Fabian White Jr. (2022), Quentin Grimes (2021), Kelvin Lewis (2010), Hakeem Olajuwon (1984), Michael Young (1983), Rob Williams (1981), Mike Schultz (1978)
Conference All-Tournament Team Members	32

THE AMERICAN

2023 (2-1) • Finalist

No. 1 Seed • Dickies Arena • Fort Worth, Texas

March 10	W	60-46	vs. (9) East Carolina
March 11	W	69-48	vs. (4) Cincinnati
March 12	L	65-75	vs. (2) Temple

All-Tournament Team: Jamal Shead, J'Wan Roberts

2022 (3-0) • CHAMPIONS

No. 1 Seed • Dickies Arena • Fort Worth, Texas

March 11	W	69-56	vs. (8) Cincinnati
March 12	W	86-66	vs. (5) Tulane
March 13	W	71-53	vs. (3) Memphis

Most Outstanding Player: Fabian White Jr.

All-Tournament Team: Kyler Edwards, Taze Moore

2021 (3-0) • CHAMPIONS

No. 2 Seed • Dickies Arena • Fort Worth, Texas

March 12	W	77-52	vs. (10) Tulane
March 13	W	76-74	vs. (3) Memphis
March 14	W	91-54	vs. (5) Cincinnati

Most Outstanding Player: Quentin Grimes

All-Tournament Team: DeJon Jarreau, Justin Gorham

2020 (0-0) • COVID – Was not played

No. 2 Seed • Dickies Arena • Fort Worth, Texas

March 13	NA	NA	vs. (7) SMU/(10) Temple
----------	----	----	-------------------------

Canceled due to COVID-19 (coronavirus) pandemic

2019 (2-1) • Finalist

No. 1 Seed • FedExForum • Memphis, Tenn.

March 15	W	84-45	vs. (9) UConn
March 16	W	61-58	at (5) Memphis
March 17	L	57-69	vs. (2) #24/23 Cincinnati

All-Tournament Team: Corey Davis Jr., Armoni Brooks

2018 (2-1) • Finalist

No. 3 Seed • Amway Center • Orlando

March 9	W	84-56	vs. (6) UCF
March 10	W	77-74	vs. (2) #11/14 Wichita State
March 11	L	55-56	vs. (1) #8/8 Cincinnati

All-Tournament Team: Rob Gray, Corey Davis Jr.

2017 (0-1)

No. 3 Seed • XL Center • Hartford, Conn.

March 10	L	65-74	vs. (3) UConn
----------	---	-------	---------------

2016 (0-1)

No. 2 Seed • Amway Center • Orlando

March 11	L	69-72	vs. (10) Tulane
----------	---	-------	-----------------

2015 (1-1)

No. 10 Seed • XL Center • Hartford, Conn.

March 12	W	66-60	vs. (7) Tulane
March 13	L	51-59	vs. (2) Tulsa

2014 (1-1)

No. 6 Seed • FedExForum • Memphis, Tenn.

March 13	W	68-64	vs. (3) #25/23 SMU
March 14	L	65-94	vs. (2) #5/5 Louisville

CONFERENCE USA

2013 (1-1)

No. 6 Seed • FedExForum • Memphis, Tenn.

March 13	W	72-67	vs. (11) Rice
March 14	L	69-80	vs. (3) UTEP

2012 (0-1)

No. 9 Seed • FedExForum • Memphis, Tenn.

March 7	L	62-67 (OT)	vs. (8) UTEP
---------	---	------------	--------------

2011 (0-1)

No. 11 Seed • Don Haskins Center • El Paso, Texas

March 9	L	87-97	vs. (6) Marshall
---------	---	-------	------------------

2010 (4-0) • CHAMPIONS

No. 7 Seed • BOK Center • Tulsa, Okla.

March 10	W	93-80	vs. (10) East Carolina
March 11	W	66-65	vs. (2) Memphis
March 12	W	74-66	vs. (6) Southern Miss
March 13	W	81-73	vs. (1) #25/21 UTEP

Most Outstanding Player: Kelvin Lewis

All-Tournament Team: Kelvin Lewis, Aubrey Coleman

2009 (2-1) • Semifinalist

No. 5 Seed • FedExForum • Memphis, Tenn.

March 11	W	85-76	vs. (12) SMU
March 12	W	89-85 (OT)	vs. (4) UTEP
March 13	L	49-74	at (1) #4/3 Memphis

2008 (0-1)

No. 3 Seed • FedExForum • Memphis, Tenn.

March 13	L	77-80	vs. (6) UTEP
----------	---	-------	--------------

2007 (2-1) • Finalist

No. 3 Seed • FedExForum • Memphis, Tenn.

March 8	W	62-59	vs. (6) Southern Miss
March 9	W	77-62	vs. (7) Rice
March 10	L	59-71	at (1) #5/5 Memphis

All-Tournament Team: Robert McKiver, Oliver Lafayette

2006 (1-1) • Semifinalist

No. 4 Seed • FedExForum • Memphis, Tenn.

March 9	W	71-52	vs. (5) UCF
March 10	L	54-68	at (1) Memphis

2005 (0-1)

No. 6 Seed • FedExForum • Memphis, Tenn.

March 9	L	64-69	vs. (11) USF
---------	---	-------	--------------

2003 (0-1)

No. 11 Seed • Freedom Hall • Louisville, Ky.

March 12	L	52-74	vs. (6) Tulane
----------	---	-------	----------------

2002 (2-1) • Semifinalist

No. 6 Seed • Firststar Center • Cincinnati

March 6	W	58-49	vs. (11) East Carolina
March 7	W	80-74	vs. (3) Memphis
March 8	L	73-85	vs. (2) #13/10 Marquette

All-Tournament Team: Marcus Oliver

2001 (0-1)

No. 10 Seed • Freedom Hall • Louisville, Ky.

March 7	L	67-78	vs. (7) Saint Louis
---------	---	-------	---------------------

2000 (1-1)

No. 12 Seed • The Pyramid • Memphis, Tenn.

March 8	W	77-75	vs. (5) Marquette
March 9	L	69-76	vs. (4) Tulane

1999 (0-1)

No. 12 Seed • Birmingham-Jefferson Civic Center Birmingham, Ala.

March 3	L	51-75	vs. (5) Charlotte
---------	---	-------	-------------------

1998 (0-1)

No. 11 Seed • Shoemaker Center • Cincinnati

March 4	L	57-73	vs. (6) Southern Miss
---------	---	-------	-----------------------

1997 (0-1)

No. 10 Seed • Kiel Center • St. Louis

March 5	L	54-66	vs. (7) UAB
---------	---	-------	-------------

SOUTHWEST CONFERENCE

1996 (0-1)

No. 2 Seed • Reunion Arena • Dallas

March 6	L	57-62	(7) SMU
---------	---	-------	---------

1995 (1-1) • Semifinalist

No. 6 Seed • Reunion Arena • Dallas

March 9	W	80-77	vs. (3) TCU
March 10	L	79-94	vs. (2) Texas Tech

1994 (0-1)

No. 6 Seed • Reunion Arena • Dallas

March 10	L	86-110	vs. (3) Texas Tech
----------	---	--------	--------------------

1993 (2-1) • Finalist

No. 3 Seed • Reunion Arena • Dallas

March 12	W	84-68	vs. (6) Texas A&M
March 13	W	58-50	vs. (7) Texas
March 14	L	76-88	vs. (5) Texas Tech

All-Tournament Team: Bo Outlaw, David Diaz

1992 (3-0) • CHAMPIONS

No. 2 Seed • Reunion Arena • Dallas

March 13	W	73-62	vs. (7) SMU
March 14	W	87-84 (2OT)	vs. (3) TCU
March 15	W	91-72	vs. (1) Texas

All-Tournament Team: Sam Mack, Craig Upchurch

HISTORY



CONFERENCE TOURNAMENTS HISTORY

vs. CONFERENCE TOURNAMENT OPPONENTS

Team	Conference	Record	Pct.	Stk.
Arkansas	SWC	2-3	.400	L1
Baylor	SWC	2-1	.667	L1
Charlotte	C-USA	0-1	.000	L1
Cincinnati	American	3-2	.600	W3
East Carolina	C-USA	3-0	1.000	W3
Louisville	American	0-1	.000	L1
Marquette	C-USA	1-1	.500	L1
Marshall	C-USA	0-1	.000	L1
Memphis	C-USA, American	5-4	.556	L1
Rice	SWC, C-USA	6-0	1.000	W6
Saint Louis	C-USA	0-1	.000	L1
SMU	SWC, C-USA, American	5-4	.556	W2
South Florida	C-USA	0-1	.000	L1
Southern Miss	C-USA	2-1	.667	W1
TCU	SWC	5-0	1.000	W5
Texas	SWC	7-3	.700	W3
Texas A&M	SWC	3-1	.750	W1
Texas Tech	SWC	2-4	.333	L3
Tulane	American, C-USA	3-3	.500	W2
Tulsa	American	0-1	.000	L1
UAB	C-USA	0-1	.000	L1
UCF	C-USA, American	2-0	1.000	W2
UConn	American	1-1	.500	W1
UTEP	C-USA	2-3	.400	L2
Wichita State	American	1-0	1.000	W1
The American Totals		14-7	.667	L1
C-USA Totals		13-15	.464	L1
SWC Totals		28-16	.636	L2
Big 12 Totals		0-0	.000	---
Overall Totals		55-38	.591	L1

1991 (0-1)

No. 3 Seed • Reunion Arena • Dallas

March 8	L	62-65	vs. (6) SMU
---------	---	-------	-------------

1990 (2-1) • Finalist

No. 2 Seed • Reunion Arena • Dallas

March 9	W	90-81	vs. (7) Rice
March 10	W	89-86	vs. (3) Texas
March 11	L	84-96	vs. (1) #9 Arkansas

All-Tournament Team: Carl Herrera, Craig Upchurch

1989 (0-1)

No. 4 Seed • Reunion Arena • Dallas

March 10	L	70-82	vs. (5) Texas A&M
----------	---	-------	-------------------

1988 (1-1) • Semifinalist

No. 5 Seed • Reunion Arena • Dallas

March 11	W	72-57	vs. (4) Texas
March 12	L	76-98	vs. (1) SMU

All-Tournament Team: Rolando Ferreira

1987 (1-1) • Semifinalist

No. 3 Seed • Reunion Arena • Dallas

March 6	W	59-49	vs. (6) Texas
March 7	L	52-54	vs. (2) Baylor

1986 (0-1)

No. 6 Seed • Reunion Arena • Dallas

March 7	L	62-78	vs. (3) Texas
---------	---	-------	---------------

1985 (0-1)

No. 6 Seed • Reunion Arena • Dallas

March 8	L	72-84	vs. (3) #13 SMU
---------	---	-------	-----------------

1984 (2-0) • CHAMPIONS

No. 1 Seed • The Summit • Houston

March 10	W	53-50	vs. (6) Rice
March 11	W	57-56	vs. (2) Arkansas

Most Valuable Player: Hakeem Olajuwon

All-Tournament Team: Michael Young

1983 (2-0) • CHAMPIONS

No. 1 Seed • Reunion Arena • Dallas

March 11	W	75-59	vs. (4) SMU
March 12	W	62-59	vs. (5) TCU

Most Valuable Player: Michael Young

All-Tournament Team: Michael Young, Clyde Drexler, Hakeem Olajuwon

1982 (1-1) • Finalist

No. 2 Seed • Reunion Arena • Dallas

March 5	W	89-76	vs. (3) Texas A&M
March 6	L	69-84	vs. (1) #14 Arkansas

All-Tournament Team: Rob Williams

1981 (2-0) • CHAMPIONS

No. 2 Seed • HemisFair Arena • San Antonio, Texas

March 6	W	73-53	vs. (8) TCU
March 7	W	84-59	vs. (6) Texas

Most Valuable Player: Rob Williams

All-Tournament Team: Rob Williams, Michael Young

1980 (1-1)

No. 5 Seed • Hofheinz Pavilion • Houston

Feb. 25	W	92-80	vs. (8) Rice
---------	---	-------	--------------

HemisFair Arena • San Antonio, Texas

Feb. 28	L	47-67	vs. (3) Texas
---------	---	-------	---------------

1979 (2-1) • Semifinalist

No. 6 Seed • Hofheinz Pavilion • Houston

Feb. 24	W	74-67	vs. (7) SMU
---------	---	-------	-------------

The Summit • Houston

March 1	W	83-82	vs. (4) Baylor
March 2	L	65-70	vs. (2) #14 Texas

All-Tournament Team: Kenneth Williams

1978 (4-0) • CHAMPIONS

No. 3 Seed • Hofheinz Pavilion • Houston

Feb. 25	W	108-67	vs. (8) Rice
---------	---	--------	--------------

The Summit • Houston

March 2	W	93-82	vs. (4) Texas Tech
March 3	W	70-69	vs. (2) #4 Arkansas
March 4	W	92-90	vs. (1) #12 Texas

Most Valuable Player: Mike Schultz

All-Tournament Team: Kenneth Williams

1977 (3-1) • Finalist

No. 2 Seed • Hofheinz Pavilion • Houston

Feb. 26	W	111-67	vs. (9) TCU
---------	---	--------	-------------

The Summit • Houston

March 3	W	96-77	vs. (5) Texas A&M
March 4	W	94-83	vs. (3) Texas Tech
March 5	L	70-84	vs. (1) #7 Arkansas

All-Tournament Team: Otis Birdsong

1976 (1-1)

No. 6 Seed • Heart O'Texas Coliseum • Waco, Texas

Feb. 28	W	88-86	at (5) Baylor
---------	---	-------	---------------

Moody Coliseum • Dallas, Texas

March 4	L	69-80	vs. (2) Texas Tech
---------	---	-------	--------------------

All-Tournament Team: Otis Birdsong

– indicates national ranking

() – indicates tournament seeding

HOUSTON by SEEDING

Team	Record	Pct.	Stk.	Years
No. 1	11-2	.846	W5	2023, 2022 , 2019, 1984 , 1983
No. 2	13-5	.722	W2	2021 , 2020, 2016, 1996, 1992 , 1990, 1982, 1981 , 1977
No. 3	11-7	.611	L1	2018, 2017, 2008, 2007, 1993, 1991, 1987, 1978
No. 4	1-2	.333	L1	2006, 1989,
No. 5	4-3	.571	L1	2009, 1988, 1980
No. 6	8-10	.444	L2	2014, 2013, 2005, 2002, 1995, 1994, 1986, 1985, 1979, 1976
No. 7	4-0	1.000	W4	2010
No. 8	0-0	.000	---	---
No. 9	0-1	.000	L1	2012
No. 10	1-3	.250	L1	2015, 2001, 1997
No. 11	0-3	.000	L3	2011, 2003, 1998
No. 12	1-2	.333	L1	2000, 1999
Totals	55-38	.591	L1	45 appearances

HOUSTON vs. SEEDING

Team	Record	Pct.	Stk.	Years
No. 1	3-8	.273	L1	2018, 2010 , 2009, 2007, 2006, 1992 , 1990, 1988, 1982, 1978 , 1977
No. 2	4-9	.308	L2	2023, 2019, 2018, 2015, 2014, 2010 , 2002, 1995, 1987, 1984 , 1979, 1978, 1976
No. 3	9-5	.643	W3	2022 , 2021 , 2013, 2013, 2002, 1995, 1994, 1992 , 1990, 1986, 1985, 1982, 1980, 1977
No. 4	6-1	.857	W2	2023, 2009, 2000, 1988, 1983 , 1979, 1978
No. 5	8-3	.727	W5	2022 , 2021 , 2019, 2006, 2000, 1999, 1993, 1989, 1983 , 1977, 1976
No. 6	7-6	.538	W1	2018, 2017, 2011, 2010 , 2008, 2007, 2003, 1998, 1993, 1991, 1987, 1984 , 1981
No. 7	6-3	.667	W2	2015, 2007, 2001, 1997, 1996, 1993, 1992 , 1990, 1979
No. 8	4-1	.800	W1	2022 , 2012, 1981 , 1980, 1978
No. 9	3-0	1.000	W3	2023, 2019, 1977
No. 10	2-1	.667	W1	2021, 2016, 2010
No. 11	2-1	.667	W1	2013, 2005, 2002
No. 12	1-0	1.000	W1	2009
Totals	55-38	.591	L1	93 games



NIT & COLLEGE BASKETBALL INVITATIONAL HISTORY

NIT HISTORY

NIT Championship Game Appearances	(1) 1977
NIT Quarterfinal Appearances	(1) 1962
NIT Appearances	(11) 2017, 2016, 2006, 2005, 2002, 1993, 1991, 1988, 1985, 1977, 1962
NIT Record	5-11 (.313)

COLLEGE BASKETBALL INVITATIONAL HISTORY

CBI Semifinal Appearances	(1) 2008
CBI Appearances	(3) 2013, 2009, 2008
CBI Record	3-3 (.500)

NIT

2017

No. 2 Seed • First Round • H&PE Arena • Houston				
March 15	L	75-78	Akron	

2016

No. 5 Seed • First Round • McCamish Pavilion • Atlanta				
March 16	L	62-81	at Georgia Tech	

2006

No. 3 Seed • First Round • Hofheinz Pavilion • Houston				
March 15	W	77-67	BYU	

Second Round • Hammons Student Center Springfield, Mo.				
March 20	L	59-60	at Missouri State	

2005

Opening Round • Charles Koch Arena • Wichita, Kan.				
March 16	L	69-85	at Wichita State	

2002

Opening Round • Memorial Gym • Nashville, Tenn.				
March 13	L	50-59	at Vanderbilt	

1993

First Round • Special Events Center • El Paso, Texas				
March 19	L	61-67	at UTEP	

vs. NIT OPPONENTS

Team	Record	Pct.	Stk.	Last
Akron	0-1	.000	L1	2017
Alabama	1-0	1.000	W1	1977
BYU	1-0	1.000	W1	2006
Colorado State	0-1	.000	L1	1988
Dayton	0-1	.000	L1	1962
Fordham	1-0	1.000	W1	1988
Georgia Tech	0-1	.000	L1	2016
Indiana State	1-0	1.000	W1	1977
Illinois State	1-0	1.000	W1	1977
Lamar	0-1	.000	L1	1985
Missouri State	0-1	.000	L1	2006
St. Bonaventure	0-1	.000	L1	1977
Stanford	0-1	.000	L1	1991
UTEP	0-1	.000	L1	1993
Vanderbilt	0-1	.000	L1	2002
Wichita State	0-1	.000	L1	2005
Totals	5-10	.333	L2	2017

1991

First Round • Maples Pavilion • Palo Alto, Calif.				
March 13	L	86-93	at Stanford	

1988

First Round • Hofheinz Pavilion • Houston				
March 17	W	69-61	Fordham	

Second Round • Moby Gym • Fort Collins, Colo.				
March 22	L	61-71	at Colorado State	

1985

First Round • Montagne Center • Beaumont, Texas				
March 15	L	71-78	at Lamar	

1977 • Finalist

First Round • Hofheinz Pavilion • Houston				
March 9	W	83-82	Indiana State	

Quarterfinals • Madison Square Garden • New York				
March 14	W	91-90 (OT)	Illinois State	

Semifinals • Madison Square Garden • New York				
March 17	W	82-76	Alabama	

Championship • Madison Square Garden • New York				
March 20	L	91-94	St. Bonaventure	

1962

Quarterfinals • Madison Square Garden • New York				
March 11	L	77-94	Dayton	

COLLEGE BASKETBALL INVITATIONAL

2013

First Round • Hofheinz Pavilion • Houston				
March 20	W	73-72	vs. Texas	

Quarterfinals • Patriot Center • Fairfax, Va.				
March 25	L	84-88	at George Mason	

2009

First Round • Gill Coliseum • Corvallis, Ore.				
March 18	L	45-49	at Oregon State	

2008 • Semifinalist

First Round • Lawlor Events Center • Reno, Nev.				
March 18	W	80-79	at Nevada	

Quarterfinals • Hofheinz Pavilion • Houston				
March 24	W	91-67	Valparaiso	

Semifinals • Reynolds Center • Tulsa, Okla.				
March 26	L	69-73	at Tulsa	

All-Tournament Team: Robert McKiver

vs. CBI OPPONENTS

Team	Record	Pct.	Stk.	Last
George Mason	0-1	.000	L1	2013
Nevada	1-0	1.000	W1	2008
Oregon State	0-1	.000	L1	2009
Texas	1-0	1.000	W1	2013
Tulsa	0-1	.000	L1	2008
Valparaiso	1-0	1.000	W1	2008
Totals	2-2	.500	L2	2013

SOCIAL MEDIA

FOLLOW THE COUGARS



UHCOUGARMBK

#ForTheCity

#GoCougs



FOOTBALL

UHCOUGARFB

BASEBALL

UHCOUGARBB

W. BASKETBALL

UHCOUGARWBB

M. GOLF

UHCOUGARMGOLF

W. GOLF

UHCOUGARWGOLF

SOCCER

UHCOUGARSOCER

SOFTBALL

UHCOUGARSB

SWIMMING & DIVING

UHCOUGARSWIM

TENNIS

UHCOUGARTENNIS

TRACK & FIELD / XC

UHCOUGARTF

VOLLEYBALL

UHCOUGARVB



ROSTER

A • A •

Table with columns: Name, Years, G, Pts. Includes players like ADAMS, Sammy; ADEIFF, Emmanuel; ADEWUNMI, Mike; AKIN, Frank; ALEXANDER, Marvin; ALLEY Jr., Cedrick; ANDERS, Benny; ANDERSON, Aaron; ANDERSON, Greg; ANDERSON, Larry; ANDERSON, Sam; APOLSKIS, Richard; ARMBRESTER, Robbie; ARCEAUX, Terrance; ARNING, Ben; ASH, Jimmy; AUSTIN, Trey.

B • B •

Table with columns: Name, Years, G, Pts. Includes players like BAKER, Cavan; BALLARD, Wayne; BALLIS, Jake; BANE, Bill; BARBER, Kevin; BARNES, Bryan; BARNES, LeRon; BAUMGARDNER, Ashley; BEECHER, William; BELCHER, Stacey; BELL, Carlos; BELL, Jackie; BELL, Melvin; BENSON, Andrew; BERG, Richard; BIGOTT, Wilbert; BIRDSONG, Otis; BISHOP, Denny; BLOOM, Corey; BOLDEBUCK, Don; BOND, DeWayne; BONNEY, Jerry; BOOHER, Wilburn; BOONE, Russell; BOTTS, Torrence; BOWE, John; BOWSER, Darius; BOWSER, Tyus; BRADFORD, Bunky; BRANNON, Darius; BRADY, Breanon; BRAXTON, John; BREWER, Jerome; BROODO, Caleb; BROOKS, Armoni; BROOKS, Donald; BROUGHTON, Khamell; BROWN, Adam; BROWN, Bill; BROWN, Darryl; BROWN, Larry; BROWN, Louis; BROWN, Randy; BRUCE, Brad; BUNCE, Dan; BUNCE, David; BURROUGHS, Roy; BYRD, Carl; BYRD, Larry; BYRD, Willie.

C • C •

Table with columns: Name, Years, G, Pts. Includes players like CALHOUN, Qa'raan; CAPERS, Kenya; CARLTON, Josh; CARPENTER, Charlie; CARRASCO, Rafael; CARTER, Deondray; CARTER, Steve; CHANEY, Don; CHANEY, Horace; CHANEY, Reggie; CHAPMAN, David.

Table with columns: Name, Years, G, Pts. Includes players like CHERRINGTON, Englebert; CIOLLI, Ken; CLARK, Braxton; CLARK, Bryce; COLEMAN, Aubrey; COLEMAN, Sean; COOPER, Larry; COTTON, Elton; COTTON, Joseph; COUSIN, Marcus; CROSBY, Treva.

D • D •

Table with columns: Name, Years, G, Pts. Includes players like DANIELS, Derrick; DAVIS, Abe; DAVIS Jr., Corey; DAVIS, Devin; DAVIS, Dwight; DAVIS, Eric; DAVIS, John; DAVIS, Larry; DAVIS, Tommie; de RANDAMIE, Sergio; DIAZ, David; DICKENS, Eric; DOTSON, Damyeon; DOTSON, Danny; DOWELL, Dion; DRAIN, Jessie; DREWNICK, Eduardo; DREXLER, Adam; DREXLER, Clyde; DULL, John; DUNBAR, Louis; DUNNIGAN, Morris; DUPREE, Xavier; DYER, Ramon.

E • E •

Table with columns: Name, Years, G, Pts. Includes players like ECKELMAN, Don; EDWARDS, Kyle; EDWARDS, Sidney; ELVIN, Ryan; ERICKSON, Ed; EVANS, Dean; EVANS, Mars; EVANS, Tyrone; EWING, Victor.

F • F •

Table with columns: Name, Years, G, Pts. Includes players like FEARS, Cedric; FERGUSON, Anwar; FERNANDES, Roger; FERNANDEZ, Derrick; FERREIRA, Rolando; FORD, Alton; FORD, Kirk; FORDJOUR, Charles; FOSTER, Jack; FRANCIS, Andrew; FRANCIS, Ja'Vier; FRANKLIN, Alvin; FRAZIER, Lynn.

G • G •

Table with columns: Name, Years, G, Pts. Includes players like GAINES, Kevin; GERVIN, Gee; GETTYS, Reid; GIBSON, Byron; GIBSON, Leon; GJKONDI, Egi; GILES, Derek; GLOVER, Michael; GOESLING, Landon; GOLDWIRE, Anthony; GORDON, Shmuell; GOREN, Or; GORHAM, Justin; GOWDY, Lonzell; GRAHAM, Billy; GRANT, Gabe; GRANT, Otis; GRANT, Tom; GRAY, Robert.

Table with columns: Name, Years, G, Pts. Includes players like GRAYSON, Darrell; GREEN, Randy; GRESHAM, Brison; GRIBBEN, Tom; GRIMES, Quentin; GRIDER, Gary; GRIGGS, Roderick.

H • H •

Table with columns: Name, Years, G, Pts. Includes players like HALL, Bob; HAMDY, Ahmed; HAMILTON, Ralph; HAMOOD, Joe; HAMOOD, Niemer; HANNAH, Rodney; HARDEE, Dominic; HARGER, Lyle; HARPER, Jesse; HARRIS Jr., Chris; HARRIS, Alandise; HATCHER, Kyle; HATHAWAY, Bill; HATTON, Jim; HAYES, Donnell; HAYES, Elvin; HAYWARD, Bob; HAYWOOD, Nick; HELMS, Art; HENDRICK, Chad; HENDRIX, L.D.; HENRY, Bill; HENSLEY, Cedrick; HERRERA, Carl; HICKMAN, Jeff; HINTON, Nate; HIRBOD, Mateen; HOBBY, Tim; HOLLIS, Richard; HOLMES, Gerry; HOPE, Harry; HOSKINS, Herb; HOSTER, Clay; HOUSE, Danuel; HOWELL, Chris; HURNS, Jason.

I • I •

Table with columns: Name, Years, G, Pts. Includes players like IKEAKOR, Andy; IRWIN, Tommy; IZUNDU, Valentine.

J • J •

Table with columns: Name, Years, G, Pts. Includes players like JACKSON, Ricky; JARREAU, DeJon; JOHNSON, Curley; JOHNSON, Herbert; JOHNSON, Jermaine; JOHNSON, Ronnie; JOHNSON, Trumaine; JONES, Charlie; JONES, Damon; JONES, Doc; JONES, Dwight; JONES, Dwight II; JONES, George; JONES, Jim; JONES, Jimmie; JOST, Dick.

K • K •

Table with columns: Name, Years, G, Pts. Includes players like KAPNER, Bernie; KELLEY, Jeff; KEYS, Julius; KIGHT, Randy; KITTMAN, Dean; KNOWLES, Danrad; KNOX, Anthony; KRUSE, Don.

L • L •

Table with columns: Name, Years, G, Pts. Includes players like LAFAYETTE, Oliver; LATHAM, Brian; LAWSON, Chris; LAYNE, Mack.

HISTORY



ROSTER

LEAVY, Terrance	1994-95	6	6
LEE, Robert	2006-07	32	187
LEE, Theodis	1966-67, 67-68, 68-69	82	878
LEMMON, Jim	1958-59, 59-60, 60-61	61	251
LENTZ, Leary	1964-65, 65-66, 66-67	89	650
LEWIS, Guy V.	1946, 46-47	36	729
LEWIS, Kelvin	2007-08, 08-09, 09-10	100	1,465
LEWIS, Vern	1966-67, 67-68	62	119
LIFSCHUTZ, Reno	1961-62, 62-63, 63-64	52	150
LILLIE, Craig	1990-91, 91-92	17	61
LOPEZ, Lupe	1953-54, 54-55, 55-56	68	537
LUCKENBILL, Ted	1958-59, 59-60, 60-61	72	1,195
LUTON, Gil	1948-49, 49-50, 50-51	73	391
LYONS, Jared	2005-06	5	0

. M . M .

MACK, Sam	1991-92	31	543
MALONE, Folly	1961-62, 62-63	47	545
MALONE, Marcus	2006-07, 07-08	59	342
MANICHA, Charlie	1946	No Stats	
MARGENTHALER, Jack	1962-63, 63-64, 64-65	81	675
MARK, Tramon	2020-21, 21-22, 22-23	76	697
MARKLE, Pete	1957-58, 58-59, 59-60	56	362
MARRS, David	1972-73, 73-74, 74-75, 75-76	102	1,050
MARSHALL, Dick	1964-65	7	8
MARTIN, Jesse	1947-48, 48-49, 49-50	15	13
MARTIN, Tristian	2005-06	22	32
MARTINS, Moshoud	2001-02, 2003-04	5	0
McARTHUR, Darrell	1986-87	30	151
McBRIDE, Shamahn	1996-97, 97-98	54	528
McELVEEN, Andy	1954-55, 55-56, 56-57	58	258
McGEE, Gerry	1985-86	26	129
McGLOSTER, Horace	2007-08, 08-09	44	84
McGRATH, Bill	1974-75	9	3
McGUIRE, Jeremee	2001-02, 2002-03	61	365
McKIVER, Robert	2006-08	67	1,435
McLEAN, Mikhail	2010-11, 11-12, 12-13, 13-14, 14-15	101	245
McNEIL, Maurice	2009-10, 10-11	62	652
McNUTT, Jack	1951-52, 52-53	22	112
McPHAIL, Bill	1946-47, 47-48, 48-49	42	184
McVEY, Elliott	1966-67	7	6
MEYER, Kyle	2015-16, 16-17	64	151
MICHEAUX, Larry	1979-80, 80-81, 81-82, 82-83	123	1,324
MICKENS, Darrell	1988-89, 89-90, 90-91	92	638
MILLER, Elijah	2003-04	26	33
MILLS, Caleb	2018-19 (RS), 19-20	35	448
MITCHELL, Leonard	1977-78, 78-79	44	186
MITCHELL, Mack	1971-72	11	11
MOCEANU, Tega	1998-99, 99-00, 00-01	62	132
MOLCHANY, Richard	1958-59, 59-60, 60-61	57	172
MONACO, Ross	1988-89, 90-91	52	122
MONCUR, Everett	1984-85	8	0
MOORE, John	1964-65	7	8
MOORE, Taze	2021-22	36	376
MOORE, Tim	1993-94, 94-95, 1995-96	70	934
MOORE, Willie	1996-97, 97-98, 98-99, 00-01	81	212
MORRIS, Brandon	2012-13, 13-14	65	293
MORRIS, Chris	1988-89, 89-90	64	544
MOSHER, Jack	1952-53, 53-54	48	686
MOSLEY, Nick	2006-07, 07-08, 08-09	74	159
MOUKOURY, Yan	2007-08, 08-09	17	11
MURPHY, Jr., Calvin	1999-00, 00-01	14	16

. N . N .

NACHBAR, Grega	2003-04	4	0
NEUMANN, Danny	1963-64	51	316
NEWSOME, Steve	1970-71, 71-72, 73-74	83	1,088
NIXON, Zamal	2007-08, 08-09, 09-10, 10-11	122	848
NKALI, Bertrand	2014-15 (RS), 15-16, 16-17	55	79

. O . O .

O'NEALL, Chuck	1977-78, 78-79	60	218
OKAFOR, Patrick	2000-01, 01-02	61	724
OLAJUWON, Hakeem	1981-82, 82-83, 83-84	100	1,332
OLIVER, Chet	1961-62, 62-63, 63-64	60	432
OLIVER, Marcus	1999-00, 00-01, 01-02, 03-04	119	815
ORSACK, Gary	1981-82, 82-83, 83-84, 84-85	33	24
OUTLAW, Charles	1991-92, 92-93	61	856
OWENS, Andre	2002-03, 03-04, 04-05	87	1,407
OZUG, Paul	1965-66	27	82

. P . P .

PALAFOX, Jose	1953-54, 54-55	32	125
PALMQUIST, Tim	1965-66	20	27
PALOMBIZIO, Dan	1959-60	12	94
PANE, Brockeith	2007-08, 08-09	30	179
PARKER, Rodney	1980-81, 81-82	29	49

PATOPRSTY, Ray	1956-57	25	268
PAYE, Lawrence	2012-13, 13-14	9	3
PERRY, Jim	1973-74, 74-75, 75-76, 76-77	40	46
PERRY, Lou	1963-64, 64-65, 65-66	44	66
PETROU, Peter	1961-62	26	80
PETTITTE, Jerry	1952-53, 53-54, 54-55	66	305
PHILLIPS, Gary	1958-59, 59-60, 60-61	79	1,452
PINKALLA, Parker	2003-04	19	15
POLLAN, Bob	1960-61, 61-62	42	173
POLLARD, Devonta	2014-15, 15-16	64	813
PONTIKES, Connie	1947-48, 48-49, 49-50	62	131
PORTER, Willie	1977-78, 78-79	39	101
POWELL, Kiyron	2020-21, 21-22 (RS)	14	32
POWERS, Bob	1954-55	14	18
PRATT, Dick	1946	No Stats	
PRATTA, Steven	1996-97	16	25
PRESTLEY, Maurice	1972-73, 73-74, 74-75	79	971
PRICE, Terry	1997-98, 00-01, 01-02	24	17
PYLE, Sam	1989-90	5	4

. R . R .

RALEIGH, Carl	1958-59	11	20
RAY, Rowan	1951-52	21	27
RAY, Royce	1948-49, 50-51, 51-52	49	615
REICHEL, Marvin	1946-47, 47-48, 48-49, 49-50	68	324
RENTA, Alberta	1950-51	28	128
REYNER, Charles	1946-47	No Stats	
REYNOLDS, George	1967-68, 68-69	54	617
RICHARDSON, Herb	1949-50, 50-51	23	221
RICHARDSON, J.J.	2011-12 (RS), 12-13, 13-14	43	173
RISKA, Ed	1972-73, 73-74, 74-75	60	239
RIVERA, Ramon	1985-86	16	25
ROBERSON, Lamar	2005-06	18	91

ROBERTS, J'Wan	2019-20 (RS), 20-21, 21-22, 22-23	100	539
ROBINSON, Galen	1994-95, 95-96, 96-97, 97-98	96	1,135
ROBINSON Jr., Galen	2015-16, 16-17, 17-18, 18-19	136	921
RODRIGUEZ, David	1949-50, 50-51	51	337
ROESE, Walter	1989-90	15	61
ROGERS, Larry	1979-80	28	340
ROIG, Juan	1951-52	18	79
ROPER, Darnell	1977-78, 78-79, 80-81	43	80
ROSE, Cecil	1974-75, 75-76, 76-77, 77-78	114	1,244
ROSE, David	1980-81, 82-83	55	166
ROSE, L.J.	2013-14, 14-15, 15-16	49	441
ROSE, Lynden	1980-81, 81-82	62	463
ROSS, Frank	1974-75, 75-76	16	19
ROWAN, Roy	1950-51	5	11
RUSSELL, Perry	1985-86, 87-88, 88-89	63	65
RUSSELL, Walker	1979-80	8	84

. S . S .

SANGOYOMI, Valentine	2016-17 (RS), 17-18	13	8
SANZ, Angel	1993-94, 94-95	27	81
SASSER, Marcus	2019-20, 20-21, 21-22, 22-23	107	1,458
SAULS, Marshall	1978-79, 79-80	55	276
SCHISLER, Bryan	1957-58, 58-59, 59-60	62	152
SCHULTZ, Mike	1976-77, 77-78	69	817
SCHVERAK, Don	1960-61, 61-62, 62-63, 63-64	85	1,139
SEALY, Pete	1946, 46-47, 47-48	23	137
SELLS, Sam	1955-56, 56-57, 57-58	61	165
SHARP, Emanuel	2021-22 (RS), 22-23	33	196
SHEAD, Jamal	2020-21, 21-22, 22-23	101	855
SHEFFIELD, Jerrel	1974-75	19	50
SHELTON, Bryan	2001-02, 02-03, 03-04, 04-05	108	349
SHIVERS, Gary	1951-52, 52-53, 53-54	66	640
SIDNEY, Jarrett	2002-03	30	108
SIMMONS, Jaaron	2013-14	32	65
SIMMONS, Jonathon	2011-12	30	441
SMALL, Earl	1985-86	16	20
SMITH, Bernard	1999-00, 00-01	50	172
SMITH, Byron	1989-90, 90-91	62	1,051
SMITH, Derrick	1990-91, 91-92, 92-93	84	847
SMITH, Dominic	2000-01, 01-02	60	832
SMITH, Early	1997-98, 99-00	35	103
SMITH, Greg	1978-79, 80-81	25	23
SMITH, Kelvin	1989-90	31	108
SMITH, Lanny	2003-04, 04-05, 05-06, 07-08	122	1,250
SMITH, Lynn	1947-48	16	173
SMITH, Steve	1985-86	24	63
SMITH, Tony	1974-75	23	174
SPAIN, Ken	1966-67, 67-68, 68-69	90	1,025
SPEARS, Roy	1998-99, 99-00	46	137
STARKS, David	1965-66	38	62
STEVENSON, Rakim	2010-11, 11-12	4	0
STEAKLEY, Billy Joe	1946-47, 47-48	32	248
STEVENSON, Steve	1990-91	29	82
STIGGERS, Jherrod	2011-12 (RS), 12-13, 13-14, 14-15	97	1,077

STRINGFELLOW, William	1997-98, 98-99	43	246
SUDDARTH, Tim	1975-76, 76-77	8	6
SWANSON, Bill	1946, 46-47	24	19

. T . T .

TAYLOR, Adrian	1995-96, 96-97	15	28
TAYLOR, John	2003-04	3	2
TAYLOR, Kent	1967-68, 68-69	19	16
TAYLOR, Ollie	1968-69, 69-70	56	1,231
TEHERAN, Alvaro	1989-90, 90-91	62	591
TELLIS, Cory	2009-10, 10-11	11	8
THIBODEAUX, Darian	2010-11, 11-12	60	424
THOMAS, Renaldo	1982-83, 83-84, 84-85, 85-86	88	340
THOMAS, TaShawn	2011-12, 12-13, 13-14	96	1,388
THOMPSON, Charles	1974-75, 75-76, 76-77, 77-78	118	1,381
THOMPSON, Jack	1960-61, 61-62	59	501
THOMPSON, J.J.	2011-12, 12-13	59	347
THOMSON, Tom	1959-60, 60-61, 62-63	72	599
THORN, George	1946	No Stats	
THORPE, Jahmar	2005-06, 06-07	64	645
THURMAN, Dick	1959-60, 60-61, 61-62	61	226
TONEY, Tafari	2006-07, 07-08	61	311
TRACY, John	1966-67	5	8
TRAMMELL, Mark	1975-77, 77-78	67	341
TRUSCOTT, Louis	2001-02, 2002-03	60	857
TUCKER, Harlow	1955-56	24	78
TUFFLI, Bill	1957-58, 58-59	47	565
TUFFLI, Norman	1959-60, 60-61, 61-62	77	242
TYSON, Cameron	2019-20 (RS), 20-21	26	85

. U . U .

UPCHURCH, Craig	1987-88, 88-89, 89-90, 91-92	126	1,880
-----------------	------------------------------	-----	-------

. V . V .

VAN SLYKE, Kirk	2009-10, 10-11, 11-12	85	445
VANBECK, Neil	2018-19 (RS)	0	0
VANBECK, Wes	2014-15, 15-16, 16-17, 17-18	99	536
VASQUEZ, Robert	1961-62	7	10

. W . W .

WADE, Desmond	2008-09, 09-10	68	360
WAFER, Hershel	1993-94, 94-95	41	193
WALKER, George	1975-76, 76-77, 77-78, 78-79	129	1,107
WALKER, Jarace	2022-23	36	404
WALKER Jr., Ramon	2021-22, 22-23	38	118
WASHINGTON, JC	2014-15	27	76
WASHINGTON, Kendrick	2009-10, 10-11	54	321
WEARY, Jr., Eric	2014-15, 15-16	50	206
WEAVER, Jamie	1983-84, 84-85	39	105
WELCH, Jack	1956-57, 57-58, 58-59	58	172
WELCH, Poo	1969-70, 70-71	59	961
WELLS, Willie	1946, 46-47	No Stats	
WHITE Jr., Fabian	2017-18, 18-19, 19-20, 20-21, 21-22	149	1,234
WIEDERMAN, Simon	1946	No Stats	
WILES, Lloyd	1992-93, 93-94	62	257
WILLIAMS, Bryan	1981-82, 82-83	45	76
WILLIAMS, DaShaun	2007-08, 08-09	56	243
WILLIAMS, George	1999-00, 00-01, 01-02	90	1,132
WILLIAMS, Kenneth	1976-77, 77-78, 78-79, 79-80	126	1,468
WILLIAMS, Robert	1979-80, 80-81, 81-82	88	1,838
WILLIS, Sonny	1969-70, 70-71, 71-72	74	309
WILSON, Jamon	2008-09, 09-10	7	0
WILSON, Mylik	2022-23 (RS)	0	0
WINCH, Ed	1962-63, 63-64, 64-65	69	277
WINDER, Al	1975-76, 76-77	64	311
WINSLOW, Rickie	1983-84, 84-85, 85-86, 86-87	124	1,548
WOMACK, Tione	2012-13, 13-14	65	207
WORRELL, Doug	1970-71, 71-72, 72-73	32	43



JERSEY NUMBERS

Editor's Note: This page details jersey numbers worn by former and current players. Numbers before 1986-87 represent the jersey numbers worn in home games.

• 0 • 0 • 0 •

Marcus Sasser	2019-23
Danrad Knowles	2013-17
Joseph Young	2011-13
Kelvin Lewis	2007-10
Darrius Brannon	2004-06

• 00 • 00 • 00 •

Steve Stevenson	1990-91
Richard Hollis	1987-89
Steve Carter	1985-86
Lynden Rose	1980-82
Abe Davis	1978-80
Cecile Rose	1974-78
Vinnie Caruso	1972-73
Randy Knight	1968-72
Larry Cooper	1966-67
Paul Ozug	1965-66
Tim Palmquist	1963-65
Mack Layne	1962-63

• 1 • 1 • 1 •

Jamal Shead	2020 –
Chris Harris Jr.	2017-20
Xavier Dupree	2015-17
Mikhail McLean	2010 -15
Sean Coleman	2008-10
Dion Dowell	2006-08
Andrew Francis	2004-05
Dominic Smith	2000-02

• 2 • 2 • 2 •

Cedric Lath	2022 –
Robbie Armbruster	2021-22
Caleb Mills	2019-20
Landon Goesling	2018-19
Mike Adewunmi	2017-18
Rob Gray	2015-16
Brandon Morris	2012-14
Alandise Harris	2011-12
Zamal Nixon	2007-11
Robert Lee	2006-07
Chris Lawson	2004-06
Kevin Gaines	2001-02

• 3 • 3 • 3 •

Ramon Walker Jr.	2021 –
DeJon Jarreau	2019-21
Armoni Brooks	2016-19
Ronnie Johnson	2014-16
Cavon Baker	2014 -15
Jaaron Simmons	2013-14
J.J. Thompson	2011-13
Maurice McNeil	2009-11
Desmond Wade	2008-09
Robert McKiver	2006-08
Lamar Roberson	2005-06
Kevin Barber	2004-05
Marcus Oliver	1999-04
Moses Malone, Jr.	1998-99
Shamahn McBride	1996-98
Tim Moore	1994-96
Craig Upchurch	1988-92
Randy Brown	1986-87

• 4 • 4 • 4 •

Darius Bowser	2022-23
Taze Moore	2021-22
Justin Gorham	2018-21
LeRon Barnes	2011-16
Cory Tellis	2010-11
Nick Mosley	2006-09
Tristan Martin	2005-06
Andy Ikeakor	2003-04
Cedric Fears, Jr.	2002-03
Alton Ford	2000-01
William Stringfellow	1997-99
Steven Pratta	1996-97
Tommie Davis	1994-95
Anthony Goldwire	1993-94
Randy Brown	1987-88
Ricky Jackson	1985-87
Greg Smith	1980-81
LeRon Barnes	2011-16
Dennis Tealer	1974-75
Donnell Hayes	1971-74
Dennis Smith	1969-70
John Tracy	1965-66
John Moore	1964-65
Chester Oliver	1961-64
Bill Brown	1961-62
Jimmy Wilson	1959-60
Murphy Thomas	1958-59

• 5 • 5 • 5 •

Ja'Vier Francis	2021 –
Cameron Tyson	2019-21
Corey Davis Jr.	2017-19
Morris Dunnigan	2016-17
L.J. Rose	2013-16
Nick Haywood	2009-11
Marcus Malone	2006-08
Sergio de Randamie	2004-06
Jeremea McGuire	2001-03
Kenny Younger	2000-01
Roy Spears	1997-00
Kenya Capers	1995-97
Roderick Griggs	1992-95
Bryan Barnes	1989-90
Eddie Cumbo	1988-89

• 10 • 10 • 10 •

Derrick Daniels	1988-93
Tim Hobby	1986-87
Gerry McGee	1985-86
Derek Giles	1982-84
Rodney Parker	1980-81
Chuck O'Neall	1976-80
Otis Birdsong	1973-76
Jerry Bonney	1970-73
Lionel Dotson	1968-70
Vern Lewis	1966-68
Gary Grider	1965-66
David Starks	1964-65
Joe Hamood	1963-64
Moore Landers	1962-63

• 11 • 11 • 11 •

Kyler Edwards	2021-22
Nate Hinton	2018-20
J.C. Washington	2014-15
Darian Thibodeaux	2010-12

Desmond Wade	2009-10
DaShaun Williams	2007-09
Brian Latham	2004-06
Jarrett Sidney	2001-03
Torrence Botts	1998-01
Prentis Baker	1997-98
John Braxton	1996-97
Lonzell Gowdy	1995-96
Lloyd Wiles	1992-95
Carl Herrera	1989-90
Gerry McGee	1986-87
Rodney Parker	1981-82

• 12 • 12 • 12 •

Tramon Mark	2020 –
Wes VanBeck	2014-18
Jimmie Jones	2012-14
Aubrey Coleman	2008-10
Kyle Hatcher	2006-08
Jared Lyons	2005-06
Grega Nachbar	2003-04
Dwight Jones II	2002-03
Segun Oduolowu	1997-98
Tyrone Evans	1990-95
Renaldo Thomas	1982-86
Eric Davis	1980-82
Walker Russell	1979-80
Tim Williams	1978-79
Maurice Presley	1974-75
Dwight Jones	1971-73
Jeff Hickman	1970-71
Larry Anderson	1967-70
Gary Grider	1964-67
David Starks	1965-66
Reno Lifschutz	1962-64
Jack Thompson	1960-62
Pete Markle	1957-60

• 13 • 13 • 13 •

J'Wan Roberts	2019 –
Nura Zanna	2017-18
Bertrand Nkali	2014-17
Dwight Jones II	2004-05
Gee Gervin	1998-00
Galen Robinson	1994-98
Eric Davis	1981-82

• 14 • 14 • 14 •

Tione Womack	2012-14
Sam Anderson	2005-06
Kevin Barber	2002-04
Terrence Levy	1994-95
Christopher Crease	1987-88
Darrell McArthur	1986-87
Eric Dickens	1982-85
Darryl Brown	1979-81
Ken Ciolli	1975-79
Tony Smith	1974-75
Maurice Presley	1972-74
Sonny Willis	1970-72
Jeff Hickman	1969-70
Ken Spain	1966-69
Wayne Ballard	1964-66
Herbert Johnson	1963-64
Tim Palmquist	1962-63
Bobby Pollan	1960-62
Bryan Schisler	1957-60

• 15 • 15 • 15 •

Emanuel Sharp	2021-22
Neil VanBeck	2018-19
Devin Davis	2016-18
Ronnie Johnson	2014-15
Leon Gibson	2011-13
Yan Moukoury	2008-09
Corey Bloom	2005-06
Englebert Cherrington	2004-05
Louis Truscott	2001-03
Derrick Fernandez	1999-00
Kenya Capers	1994-95
Eric Dickens	1981-82

• 20 • 20 • 20 •

Ryan Elvin	2020 –
Caleb Mills	2018-19
Gabe Grant	2017-18
Valentine Sangoyomi (RS)	2016-17
Adam Drexler	2013-15
Donald Brooks	2010-13
Jamon Wilson	2008-10
Oliver Lafayette	2005-07
Andre Owens	2002-05
Julius Keys	2001-02
Charles Fordjour	1997-99
Dominic Hardie	1995-96
Tom Grant	1986-87
Alvin Franklin	1982-86
Rob Williams	1979-81
Greg Smith	1976-79
Mark Trammell	1977-78
Jerrel Sheffield	1975-76
Ed Riska	1972-75
Clay Hoster	1970-73
Tom Gribben	1967-70
David Starks	1966-67
Tom Stein	1965-66
Eddie Winch	1962-65
Norm Tuffii	1959-62
Bill Tuffii	1957-59

• 21 • 21 • 21 •

Emanuel Sharp	2022 –
Damyean Dotson	2015-17
Jherrod Stiggers	2011-15
Alandise Harris	2010-11
Cory Tellis	2009 -10
Horace McGloster	2008-09
Charlie Jones	2006-07
Emmanuel Adeife	2005-06
Elijah Miller	2003-04
Bernard Smith	1999-01
Derrick Fernandez	1997-98
Kirk Ford	1994-96
Brandon Rollins	1992-93
Rob Williams	1981-82

• 22 • 22 • 22 •

Chris Morris	1988-90
Marvin Alexander	1983-85
Clyde Drexler	1980-83
Byron Gibson	1976-80
Louis Dunbar	1972-75
Paul Jackson	1975-76
Larry Brown	1970-72
Ollie Taylor	1969-70

Niemer Hamood	1967-69
Don Kruse	1966-67
Joe Hamood	1964-66
Don Eckelman	1962-64
Denny Bishop	1959-62
Jack Welch	1957-59

• 23 • 23 • 23 •

Terrance Arceneaux	2022 –
Cedrick Alley Jr.	2017-20
Eric Weary, Jr.	2014-16
Danuel House	2012-14
Jonathon Simmons	2011-12
Bryce Clark	2009-10
Lanny Smith	2003-08
Julius Keys	2002-03
Calvin Murphy Jr.	1999-01
Larry Davis	1997-98
Craig Lillie	1990-93

• 24 • 24 • 24 •

Mylik Wilson	2022 –
Quentin Grimes	2019-21
Breaon Brady	2017-19
Devonta Pollard	2014-16
Lawrence Paye	2012-14
Kahmell Broughton	2009-10
Yan Moukoury	2007-08
Jahmar Thorpe	2005-07
Bryan Shelton	2001-05
Willie Moore	1996-01
Andrew Raglin	1994-95
Lloyd Wiles	1991-92
Byron Smith	1989-91
Horace Chaney	1988-89
James Weaver	1982-86
David Rose	1980-81
Or Goren	1978-80
Carl Byrd	1977-78
Al Winder	1975-77
Jerrel Sherffield	1974-75
Randy Green	1971-74
Poo Welch	1969-71
Ollie Taylor	1968-69
Don Chaney	1965-68
Bob Plohr	1962-63
Richard Molchany	1958-61

• 25 • 25 • 25 •

Jarace Walker	2022-23
Josh Carlton	2021-22
Galen Robinson Jr.	2015-19
Egi Gjikondi	2014-15
Ahmed Hamdy	2013-14
Ramon Dyer	2002-06
Damon Jones	1994-97
Horace Chaney	1987-88

HISTORY

JERSEY NUMBERS

• 30 • 30 • 30 •

Caleb Broodo	2017-21
Mateen Hirbod	2016-17
Cedrick Hensley	2002-05
Early Smith	1997-00
Rafael Carrasco	1990-94
Calvin Horton	1988-89
Craig Upchurch	1987-88
Steve Smith	1985-86
Gary Orsak	1982-85
Abe Davis	1980-81
Victor Ewing	1978-80
Mike Schultz	1976-78
Dave Chapman	1971-74
John Youngdale	1969-70
Larry Cooper	1967-69
Leary Lentz	1964-67
Don Schverak	1961-64
Donald Schverak	1960-61
Wilbert Bigott	1957-60
Andy McElveen	1954-57
Jerry Pettiette	1954-54
Lloyd Hendrix	1948-51
Billy Jo Steakley	1946-48
Bill Henry	1946-47

• 31 • 31 • 31 •

Valentine Sangoyomi	2017-18
Adam Brown	2009-11
John Taylor	2003-04
Terry Price	2001-02
Josh Stanka	1997-98
Brad Bruce	1989-90
Gary Orsak	1981-82
Alberta Renta	1950-51
Lonnie Franklin	1949-50
Bill McPhail	1946-49

• 32 • 32 • 32 •

Reggie Chaney	2020-23
Rob Gray	2016-18
Kirk Van Slyke	2009-12
Brockeith Pane	2007-08
Chad Hendrick	1997-01
Deondray Carter	1995-96
Angel Sanz	1994-95
Ross Monaco	1988-92
Earl Small	1985-86
Benny Anders	1982-85
Willie Porter	1977-80
Jim Perry	1973-77
Doug Worrell	1971-73
Ken Covington	1970-71
Sonny Willis	1969-70
Billy Bane	1967-69
Elliott McVey	1965-67
Jack Margenthaler	1962-65
Reno Lifschutz	1961-62
Jim Lemmon	1958-61
Sam Sells	1956-58
Andy McElveen	1964-55
Rowan Ray	1950-51
Marvin Reichle	1947-50
Rudy Hinojosa	1946-47

• 33 • 33 • 33 •

Kyle Meyer	2015-17
Tyus Bowser	2013-15
Trumaine Johnson	2010-11
Horace McGloster	2007-08
Richard Young	2005-07
Rodney Hannah	2004-05
Anwar Ferguson	2002-04
Trey Austin	1997-99
Willie Byrd	1993-97
Darrell Mickens	1988-91
Rolando Ferreira	1986-88
Benny Anders	1981-82
Bunky Bradford	1948-51
Charlie Carpenter	1946-48

• 34 • 34 • 34 •

David Diaz	1991-93
Everett Moncur	1984-85
Hakeem Olajuwon	1981-84
Larry Rogers	1979-80
George Walker	1975-79
Emile Shelton	1974-75
Curtis Sartell	1971-74
Mars Evans	1967-71
Niemer Hamood	1966-67
Lou Perry	1963-66
Dick Jost	1961-63
Ted Luckenbill	1958-61
Eddie Erickson	1957-58
Doc Jones	1956-57
Dan Dotson	1955-56
Roy Burroughs	1950-51
Shirley Frazier	1949-50
Pete Sealy	1946-48

• 35 • 35 • 35 •

Fabian White Jr.	2017-22
TaShawn Thomas	2011-14
Anthony Jones	2006-07
Treva Crosby	1997-01
Gerry Holmes	1989-90
Jerome Brewer	1986-87
Herb Richardson	1949-51
Louis Brown	1946-49

• 36 • 36 • 36 •

Ronnie Truitt	1955-57
Jackie Bell	1954-55
Rowan Ray	1950-52
Gilbert Luton	1948-51
Ben Bowen	1947-48
Bill Swanson	1946-47

• 37 • 37 • 37 •

John (Skinny) Davis	1950-51
Richard Berg	1947-50
Guy V. Lewis	1946-47

• 38 • 38 • 38 •

Jackie Welch	1955-57
Bob Powers	1954-55
Gary Shivers	1951-54
David Rodriguez	1949-51
Royce Ray	1948-49
Lynn Smith	1947-48
Charles Reynier, Jr.	1946-47

• 38 • 38 •

Royce Ray	1950-52
Jesse Martin	1947-50
Willie Wells	1946-47
Guy V. Lewis	1946-47

• 40 • 40 • 40 •

Kendrick Washington	2009-11
Brooks Bassler	1998-99
Adrian Taylor	1995-97
Hershel Wafer	1993-95
Rickie Winslow	1983-86
Larry Micheaux	1979-83
Cedric Fears	1976-79
Bill McGrath	1973-76
Barry Smith	1972-73
Mack Mitchell	1971-72
Doug Worrell	1970-71
Mike Davis	1969-70
Theodis Lee	1966-69
Richard Apolskis	1963-66
Tommy Thomson	1959-63
Bernie Kapner	1956-59
Lupe Lopez	1953-56
Elton Cotton	1949-51
Jessie Harper	1947-49
Frank Akin	1946-47

• 41 • 41 • 41 •

Qa'raan Calhoun	2008-09
Parker Pinkalla	2003-04
Roger Fernandes	1987-92
Rickie Winslow	1986-87
Tommy Irwin	1950-51
Connie Pontikes	1947-50
Marvin Reichle	1946-47

• 42 • 42 • 42 •

Tafari Toney	2006-08
Aaron Anderson	2002-05
George Williams	1999-02
Justin Wiggins	1998-99
Chris Hayes	1997-98
Otis Grant	1996-97
Jessie Drain	1991-95
Kelvin Smith	1988-90
Michael New	1987-88
Ramon Rivera	1985-86
Tom Grant	1984-85
Michael Young	1980-84
Darnell Roper	1976-79
Charles Thompson	1974-75
Vernon Freeman	1973-74
Ed Riska	1972-73
Dwight Davis	1969-72
George Reynolds	1967-69
Andrew Benson	1966-67
Don Kruse	1965-66
Jim Jones	1963-65
Lyle Harger	1960-63
Bill Hathaway	1958-60
Danny Dotson	1956-57
Herb Hoskins	1954-56
John Davis	1949-50
L.D. Hendrix	1947-48

• 43 • 43 • 43 •

Patrick Okafor	2000-02
Jake Ballis	1998-00
Darrell Grayson	1989-93
Jerome Brewer	1986-88
Michael Young	1981-82
Roy Burroughs	1949-50
Dempsey Gatlin	1946-49

• 44 • 44 • 44 •

Curley Johnson	1993-94
Sam Mack	1991-92
Sam Pyle	1989-90
Perry Russell	1985-89
Reid Gettys	1982-85
Darnell Roper	1979-81
Ralph Hamilton	1976-79
Charles Thompson	1975-78
Sidney Edwards	1971-74
Bob Hall	1968-71
Elvin Hayes	1965-68
Dick Marshall	1964-65
Lynn Frazier	1963-64
Pete Petrou	1960-63
Dan Palombizio	1959-60
John Dull	1958-59
Russell Boone	1957-58
Dean Ray Evans	1955-57
James Scott	1954-55
Tommy Reed	1949-50
Joe Geaccone	1947-48
Bart Bestor	1946-47

• 45 • 45 • 45 •

Valentine Izundu	2012-14
Rakim Stevenson	2010-12
Moshood Martins	2001-02
Tega Moceanu	1998-01
Charles Outlaw	1991-93
Reid Gettys	1981-82

• 46 • 46 • 46 •

Granny Hambright	1955-56
------------------	---------

• 48 • 48 • 48 •

Art Helms	1955-56
Russell Boone	1956-57
Marvin Placke	1954-55

• 50 • 50 • 50 •

Marcus Cousin	2007-09
Kenny Younger	1997-00
Ashley Baumgardner	1995-97
Jermaine Johnson	1991-95
Walter Roese	1989-90
Eduardo Drewnick	1987-89
Stacey Belcher	1983-87
Dan Bunce	1980-83
Marshall Sauls	1978-80
Henry Small	1977-78
Charles Thompson	1976-77
David Marrs	1972-76
Sam Wilson	1971-72
Danny Hauser	1969-70
Kent Taylor	1967-69
Bob Hayward	1966-67
Robert Hayward	1965-66

Ben Arning	1964-65
Warren Young	1963-64
DeWayne Bond	1962-63
Robert Vasquez	1961-62
Bill Howard	1960-61
Carl Raleigh	1957-60
Harlow Tucker	1955-56
Jimmie Ash	1954-55

• 52 • 52 • 52 •

Kiyrone Powell	2020-22
Anthony Knox	1996-97
Alvaro Teheran	1989-91
Braxton Clark	1983-85
David Bunce	1979-83
Kent Davis	1978-79
Tim Suddarth	1975-77
Larry Nevils	1973-74
Steve Newson	1970-73
Jerry Bonney	1969-70
Melvin Bell	1968-69
Bobby Van Landingham	1967-68
Denny Neumann	1963-66
Dick Thurman	1959-62
Ed Erickson	1958-59
Bennie McMorrough	1956-57
Jack Foster	1954-56

• 53 • 53 • 53 •

Jason Perdue	1995-96
David Bunce	1981-82

• 54 • 54 • 54 •

Derrick Smith	1990-93
Clement Ikomi	1987-88
Greg Anderson	1983-87
Bryan Williams	1982-83
Leonard Mitchell	1978-80
Frank Ross	1973-76
John Bowe	1972-73
Larry Rains	1971-72
Gene Bodden	1970-71
Melvin Bell	1966-70
Carlos Bell	1968-69
Dick Marshall	1965-66
Winston Baker	1963-64
Folly Malone	1961-63
Gary Phillips	1958-61
Larry Byrd	1955-58
Jose Palafox	1954-55

• 55 • 55 • 55 •

Brison Gresham	2018-21
J.J. Richardson	2011-14
Justin Kostohryz	2002-03
Bryan Williams	1981-82

• 56 • 56 • 56 •

Jimmie Ash	1955-57
Jim Hatton	1954-55

• 58 • 58 • 58 •

Ray Patoprsty	1956-57
Don Boldebeck	1954-55





SERIES HISTORY

Table with columns: Opponent, Games, W-L, Pct., Current Streak, First Game, Last Game. Lists series history for various opponents including Abilene Christian, Air Force, Akron, Alabama, etc.

Table with columns: Opponent, Games, W-L, Pct., Current Streak, First Game, Last Game. Lists series history for various opponents including Georgia Southern, Georgia State, Georgia Tech, Grambling State, etc.

HISTORY



SERIES HISTORY

Opponent	Games	W-L	Pct.	Current Streak	First Game	Last Game
Nebraska	4	3-1	.750	L1	1962-63	2006-07
Nevada	10	8-2	.800	W1	1973-74	2010-11
New Mexico	2	1-1	.500	L1	1978-79	1998-99
New Mexico State	2	2-0	1.000	W2	1966-67	1970-71
New Orleans	5	4-1	.800	W2	1972-73	2017-18
Niagara	1	1-0	1.000	W1	1979-80	1979-80
Nicholls State	3	3-0	1.000	W3	2009-10	2015-16
NJIT	1	1-0	1.000	W1	2018-19	2018-19
Norfolk State	1	1-0	1.000	W1	2022-23	2022-23
North Carolina	6	1-5	.167	L5	1966-67	1992-93
North Carolina A&T	2	2-0	1.000	W2	2011-12	2022-23
North Carolina Central	1	1-0	1.000	W1	2015-16	2015-16
North Dakota State	1	1-0	1.000	W1	1967-68	1967-68
North Florida	1	1-0	1.000	W1	2022-23	2022-23
North Texas	35	30-5	.857	W8	1946-47	2008-09
Northeastern	2	2-0	1.000	W2	1988-89	1989-90
Northern Arizona	1	0-1	.000	L1	1946-47	1946-47
Northern Colorado	1	1-0	1.000	W1	2022-23	2022-23
Northern Kentucky	1	1-0	1.000	W1	2022-23	2022-23
Northwestern Oklahoma State	1	1-0	.000	W1	2010-11	2010-11
Northwestern State	4	4-0	1.000	W3	1970-71	2021-22
Notre Dame	8	4-4	.500	W1	1964-65	1989-90
Oakland	1	0-1	.000	L1	2011-12	2011-12
Ohio	1	0-1	.000	L1	1999-00	1999-00
Ohio State	5	1-4	.200	W1	1963-64	2018-19
Oklahoma	3	1-2	.333	L1	1960-61	2011-12
Oklahoma City	33	15-18	.455	L1	1947-48	1964-65
Oklahoma State	22	9-13	.409	W1	1950-51	2021-22
Oral Roberts	2	1-1	.500	W1	1973-74	2022-23
Oregon	5	4-1	.800	W2	1970-71	2022-23
Oregon State	3	1-2	.333	W1	1965-66	2020-21
Our Lady of the Lake	1	1-0	1.000	W1	2020-21	2020-21
Pacific	4	4-0	1.000	W4	1960-61	1982-83
Penn	0	0-0	.000	---	---	---
Penn State	1	0-1	.000	L1	1964-65	1964-65
Pepperdine	5	4-1	.800	W4	1946-47	1982-83
Pittsburgh	1	0-1	.000	L1	1952-53	1952-53
Portland	5	5-0	1.000	W5	1962-63	2019-20
Portland State	1	1-0	1.000	W1	1998-99	1998-99
Prairie View A&M	8	6-2	.750	W4	2001-02	2017-18
Presbyterian	1	1-0	1.000	W1	2008-09	2008-09
Princeton	1	1-0	1.000	W1	1983-84	1983-84
Providence	2	2-0	1.000	W2	1965-66	2017-18
Purdue	3	1-2	.333	L2	1981-82	1997-98
Rhode Island	6	5-1	.833	W1	1964-65	20160-7
Rice	83	65-18	.783	W6	1971-72	2021-22
Rogers State	2	2-0	1.000	W2	2010-11	2011-12
Rutgers	4	3-1	.750	W1	1973-74	2020-21
Sacramento State	4	4-0	1.000	W4	1967-68	1999-00
St. Bonaventure	1	0-1	.000	L1	1976-77	1976-77
Saint Joseph's	1	1-0	1.000	W1	2022-23	2022-23
St. John's	1	0-1	.000	L1	1989-90	1989-90
Saint Louis	38	14-24	.368	W3	1950-51	2018-19
Saint Mary's (Calif.)	4	3-1	.750	W1	1966-67	2022-23
St. Mary's (Texas)	15	13-2	.867	W8	1965-66	1991-92
Sam Houston State	35	26-9	.743	W4	1946-47	2010-11
Samford	1	1-0	1.000	W1	1972-73	1972-73
San Diego	1	0-1	.000	L1	2009-10	2009-10
San Diego State	3	1-2	.333	W1	2001-02	2017-18
San Francisco	6	3-3	.500	L2	1965-66	1976-77
San Jose State	2	1-1	.500	L1	2012-13	2013-14
Santa Clara	5	1-4	.200	L1	1958-59	1997-98
Seattle	5	2-3	.400	L1	1961-62	1972-73
Seton Hall	1	0-1	.000	L1	1981-82	1981-82
Shur-Start Battery	2	1-1	.500	W1	1948-49	1948-49
Siena	1	1-0	1.000	W1	1953-54	1953-54
SMU	92	58-34	.630	W3	1955-56	2022-23
South Alabama	4	1-3	.250	L3	1969-70	2006-07
South Carolina	7	4-3	.571	W2	1970-71	2020-21
South Carolina State	1	0-1	.000	L1	2014-15	2014-15
South Florida	37	25-12	.676	W13	1989-90	2022-23
Southeast Oklahoma	3	2-1	.667	L1	1946-47	1947-48
Southeast Missouri State	1	1-0	1.000	W1	2000-01	2000-01
Southeastern Louisiana	1	1-0	1.000	W1	2004-05	2004-05
Southern	1	1-0	1.000	W1	2007-08	2007-08

Opponent	Games	W-L	Pct.	Current Streak	First Game	Last Game
Southern Miss	33	17-16	.515	L1	1968-69	2012-13
Southwestern	7	6-1	.857	W5	1946	1984-85
Stanford	4	2-2	.500	L2	1971-72	2013-14
Stephen F. Austin	17	13-4	.765	L1	1946-47	1993-94
Stetson	1	1-0	1.000	W1	1983-84	1983-84
Syracuse	1	0-1	.000	L1	1982-83	1982-83
TCU	73	48-25	.658	W1	1955-56	2012-13
Temple	17	13-4	.765	W6	2013-14	2022-23
Tennessee	5	2-3	.400	L2	1970-71	1995-96
Tennessee State	1	1-0	1.000	W1	2001-02	2001-02
Tennessee Tech	1	1-0	1.000	W1	1966-67	1966-67
Texas	64	32-32	.500	W1	1949-50	2012-13
Texas A&I	10	9-1	.900	W1	1954-55	1980-81
Texas A&M	85	53-32	.624	L3	1946-47	2013-14
Texas A&M-Corpus Christi	8	7-1	.875	W3	2005-06	2013-14
Texas Lutheran	8	8-0	1.000	W8	1974-75	1995-96
Texas Southern	9	6-3	.667	W2	1990-91	2022-23
Texas State	16	14-2	.875	W3	1946-47	2021-22
Texas Tech	56	29-27	.518	W2	1960-61	2020-21
Texas Wesleyan	6	6-0	1.000	W6	1962-63	1985-86
Toledo	5	3-2	.600	W2	1985-86	2008-09
Towson	0	0-0	.000	---	---	---
Trinity	19	18-1	.947	W13	1946-47	1976-77
Troy	1	1-0	1.000	W1	2009-10	2009-10
Tulane	50	32-18	.640	W11	1946-47	2022-23
Tulsa	61	32-29	.525	W4	1950-51	2022-23
UAB	25	7-18	.280	W2	1996-97	2021-22
UC Davis	1	1-0	1.000	W1	1961-62	1961-62
UC Irvine	2	2-0	1.000	W2	1991-92	1992-93
UC Santa Barbara	5	4-1	.800	L1	1969-70	1989-90
UCF	33	22-11	.667	W8	2005-06	2022-23
UCLA	9	2-7	.222	L6	1961-62	2001-02
UConn	15	9-6	.600	L1	1999-00	2019-20
UIW	1	1-0	1.000	W1	2017-18	2017-18
ULM	5	3-2	.300	W1	1973-74	2015-16
UNLV	10	6-4	.600	L4	1966-67	2006-07
USC	12	4-8	.333	L2	1961-62	1995-96
UT Arlington	6	6-0	1.000	W6	1967-68	2019-20
UT Rio Grande Valley	13	12-0	1.000	W13	1977-78	2018-19
Utah	1	1-0	1.000	W1	1982-83	1982-83
Utah Valley	1	1-0	1.000	1.000	2011-12	2011-12
Utah State	3	2-1	.667	W1	1961-62	2018-19
UTEP	27	11-16	.407	W1	1979-80	2019-20
UTSA	10	7-3	.700	W2	1981-82	2013-14
Valparaiso	5	4-1	.800	W4	1955-56	2007-08
Vanderbilt	2	1-1	.500	L1	1986-87	2001-02
VCU	3	0-3	.000	L3	2005-06	2007-08
Vermont	1	1-0	1.000	W1	2016-17	2016-17
Villanova	7	3-4	.429	L1	1953-54	2021-22
Virginia	8	5-3	.625	W2	1982-83	2022-23
Virginia Tech	3	2-1	.667	W1	1967-68	1973-74
Wabash College	1	1-0	1.000	W1	1973-74	1973-74
Wake Forest	2	2-0	1.000	W2	1983-84	2017-18
Washington	8	3-5	.375	W1	1958-59	2019-20
Washington State	2	2-0	1.000	W2	1971-72	1972-73
West Virginia	0	0-0	.000	---	---	---
West Texas A&M	14	11-3	.786	L1	1959-60	1986-87
West Texas State	1	1-0	1.000	W1	1967-68	1967-68
Wichita State	37	19-18	.514	W4	1949-50	2022-23
Wisconsin	3	1-2	.333	L1	1964-65	2021-22
WKU	5	3-2	.600	W1	1953-54	2020-21
Wyoming	5	3-2	.600	W1	1963-64	2015-16
Xavier	2	2-0	1.000	W2	1972-73	1977-78
Yale	1	0-1	.000	L1	1988-89	1988-89
Totals	2,280	1,403-877	.615	L1	1946	2022-23

2023-24 opponents/possible opponents in bold red

HISTORY



SERIES RECORDS

HISTORY

ABILENE CHRISTIAN (3-1)
Home: 3-0 • Road: 1-0 • Neutral: 0-0

12/27/47	H	W	54-31
12/5/47	A	L	41-48
12/4/67	H	W	90-75
12/6/14	H	W	71-59

AIR FORCE (3-1)
Home: 2-0 • Road: 1-0 • Neutral: 0-1

1/2/64	H	W	64-53
3/4/67	A	W	90-80
2/17/68	H	W	106-82
BCA Classic (Winston-Salem, N.C.)			
11/16/00	N	L	53-59

AKRON (1-2)
Home: 1-1 • Road: 0-1 • Neutral: 0-0

11/27/93	H	W	69-53
12/3/94	A	L	56-66
NIT First Round (H&PE Arena, Houston)			
3/15/17	H	L	75-78

ALABAMA (3-3)
Home: 0-1 • Road: 0-1 • Neutral: 3-1

Sugar Bowl Classic (New Orleans)

12/28/56	W		76-68
----------	---	--	-------

Sugar Bowl Classic (New Orleans)

12/29/74	N	L	88-105
----------	---	---	--------

NIT (Madison Square Garden, New York)

3/17/77	N	W	82-76
---------	---	---	-------

Sun Carnival Tournament (El Paso, Texas)

12/29/79	N	W	83-75
12/11/21	A	L	82-83
12/10/22	H	L	65-71

ALABAMA A&M (1-0)
Home: 1-0 • Road: 0-0 • Neutral: 0-0

Men Against Breast Cancer Cougar Cup (H&PE Arena - Houston)

11/10/18	H	W	101-54
----------	---	---	--------

ALABAMA STATE (1-0)
Home: 1-0 • Road: 0-0 • Neutral: 0-0

11/12/19	H	W	84-56
----------	---	---	-------

ALASKA-ANCHORAGE (3-1)
Home: 0-0 • Road: 3-1 • Neutral: 0-0

12/23/78	A	W	100-85
12/25/78	A	W	94-81
12/27/80	A	L	78-79

Cars/Safeway Great Alaska Shootout (Anchorage, Alaska)

11/28/09	A	W	73-57
----------	---	---	-------

ALASKA-FAIRBANKS (1-0)
Home: 0-0 • Road: 1-0 • Neutral: 0-0

Top of the World Classic (Anchorage, Alaska)

11/18/99	A	W	81-59
----------	---	---	-------

ALBUQUERQUE (1-0)
Home: 0-0 • Road: 0-0 • Neutral: 0-0

12/1/66	H	W	96-84
---------	---	---	-------

ALCORN STATE (7-0)
Home: 6-0 • Road: 0-0 • Neutral: 1-0

NCAA Tournament Midwest Region First Round (Tulsa, Okla.)

3/11/82	N	W	94-84
12/22/88	H	W	112-74
11/18/08	H	W	110-57
11/14/10	H	W	88-68
12/9/13	H	W	89-58
12/20/20	H	W	88-55
12/6/21	H	W	77-45

ARIZONA (6-6)
Home: 4-2 • Road: 1-4 • Neutral: 1-0

12/22/67	A	W	81-76
12/5/68	H	W	85-64
12/9/77	A	L	80-81
11/30/79	H	W	74-72
11/26/82	H	W	104-63
12/8/94	A	L	67-81
12/2/95	H	L	69-73
12/3/05	H	W	69-65
12/17/06	A	L	62-87
1/12/08	H	L	71-85
7/24/09	A	L	90-96 (OT)

NCAA Tournament First Round (AT&T Center - San Antonio, Texas)

3/24/22	N	W	72-60
---------	---	---	-------

ARIZONA STATE (3-3)
Home: 2-2 • Road: 1-1 • Neutral: 0-0

12/8/58	H	W	101-68
12/10/71	H	L	97-98
12/11/71	H	W	88-76
12/10/77	A	L	78-79
12/3/79	H	L	65-78

Kactus Classic (Tempe, Ariz.)

12/6/86	A	W	83-66
---------	---	---	-------

ARKANSAS (18-22)
Home: 13-5 • Road: 3-14 • Neutral: 2-3

1/5/76	A	L	47-92
1/12/76	H	W	72-71
1/8/77	A	L	70-81
2/5/77	H	L	80-82

SWC Classic (The Summit - Houston)

3/5/77	N	L	74-80
1/8/78	A	L	65-84
2/18/78	H	W	84-75
3/3/78	H	W	70-69
1/6/79	H	L	61-62
2/17/79	A	L	58-78
1/19/80	A	L	57-60
2/9/80	H	W	90-84 (3OT)
1/19/81	H	W	57-54
2/14/81	A	L	55-70
1/23/82	A	L	66-67
2/13/82	H	W	55-53

SWC Classic (Dallas)

3/6/82	N	L	69-84
1/22/83	H	W	75-60
3/3/83	A	W	74-66
2/26/84	H	W	64-61
3/4/84	A	L	68-73

SWC Classic (The Summit - Houston)

3/11/84	N	W	57-56
1/19/85	H	W	78-73
2/20/85	A	L	59-73
1/15/86	A	W	87-85 (OT)
2/15/86	H	W	93-83
1/17/87	H	W	60-55
2/11/87	A	W	57-54
1/30/88	A	L	62-71
3/3/88	H	W	82-77
2/1/89	H	L	87-88
3/6/89	A	W	109-107
1/3/90	H	L	78-82
1/22/90	A	L	89-100

SWC Classic (Dallas)

3/11/90	N	L	84-96
1/6/91	A	L	79-95
2/7/91	H	L	74-81

Played in Little Rock, Ark.

11/18/11	N	W	87-78
12/6/16	A	L	72-84

Played in H&PE Arena (Houston)

12/2/17	H	W	91-65
---------	---	---	-------

ARKANSAS STATE (4-1)
Home: 2-0 • Road: 2-1 • Neutral: 0-0

Holiday Tournament (Jonesboro, Ark.)

12/29/66	A	W	68-58
12/7/87	H	W	80-72
12/10/88	A	L	51-54
12/3/91	H	W	72-54
12/22/92	A	W	84-82

ARKANSAS-PINE BLUFF (2-2)
Home: 2-2 • Road: 0-0 • Neutral: 0-0

11/23/96	H	L	64-66
11/18/97	H	W	73-55
12/29/07	H	W	76-65

Continental Tire Las Vegas Classic Regional Round (Hofheinz Pavilion - Houston)

12/17/14	H	W	56-61 (OT)
----------	---	---	------------

ARMY (1-0)
Home: 1-0 • Road: 0-0 • Neutral: 0-0

Kettle Classic (Houston)

12/19/80	H	W	88-58
----------	---	---	-------

AUBURN (7-1)
Home: 4-1 • Road: 1-0 • Neutral: 2-0

Lions Holiday Classic (Sam Houston Coliseum - Houston)

12/23/61	H	W	54-49
----------	---	---	-------

Holiday Classic (Sam Houston Coliseum - Houston)

12/29/62	H	L	69-71 (OT)
12/16/64	H	W	50-48

Sugar Bowl Classic (New Orleans)

12/30/65	N	W	89-76
12/20/71	H	W	79-76
12/1/77	A	W	88-87
12/8/82	H	W	77-65

NCAA Tournament Round of 32 (Birmingham, Ala.)

3/18/23	N	W	81-64
---------	---	---	-------

BAYLOR (38-16)
Home: 23-4 • Road: 14-10 • Neutral: 1-2

1/26/53	A	L	62-77
12/8/62	H	W	70-61
1/25/64	H	W	61-60
1/28/65	H	W	80-78
1/26/66	H	W	92-91 (OT)
1/10/73	H	W	86-82
1/10/74	H	W	74-70

1/24/76	H	W	79-73
2/21/76	A	L	72-79

SWC Tournament (Waco, Texas)

2/28/76	A	W	88-86
1/24/77	H	W	111-89
2/23/77	A	W	78-76
1/17/78	H	W	100-89
2/17/78	A	L	69-70
1/16/79	A	L	77-85
2/16/79	H	L	77-80

SWC Classic (The Summit - Houston)

3/1/79	N	W	83-82
1/26/80	H	W	82-71
2/16/80	A	W	60-58
1/26/81	A	W	53-51
2/21/81	H	L	68-70
1/30/82	H	W	99-78
2/20/82	A	W	78-74
2/2/83	H	W	86-69
3/5/83	A	W	93-64
1/28/84	A	W	84-58
2/29/84	H	W	80-65
1/24/85	H	W	81-77
2/23/85	A	L	84-88
1/18/86	A	W	79-58
2/20/86	H	W	77-70
1/26/87	H	L	62-67
2/14/87	A	L	57-63 (OT)

SWC Tournament (Dallas)

3/7/87	N	L	52-54
1/27/88	A	L	59-77
2/27/88	H	L	73-88
1/28/89	H	W	81-72
3/1/89	A	W	75-59
1/17/90	A	W	78-74
2/17/90	H	W	83-77
1/2/91	A	W	87-85
2/2/91	H	W	86-76
1/11/92	H	W	83-77
2/12/92	A	W	98-92
1/19/93	H	W	83-77
2/23/93	A	W	76-75
1/22/94	A	L	81-85
2/19/94	H	W	87-82 (OT)
1/25/95	H	W	87-83
2/22/95	A	L	89-97
1/27/96	A	W	91-84
2/24/96	H	W	79-69

BRYANT (1-0)
Home: 1-0 • Road: 0-0 • Neutral: 0-0

12/3/21	H	W	111-44
---------	---	---	--------

BUTLER (1-0)
Home: 0-0 • Road: 0-0 • Neutral: 1-0

Maui Jim Maui Invitational (Las Vegas)

11/22/21	N	W	70-52
----------	---	---	-------

BYU (5-3)
Home: 2-1 • Road: 2-1 • Neutral: 1-1

12/4/65	A	L	82-111
12/6/67	H	W	102-69

Cable Car Classic (San Francisco)

12/14/68	N	W	98-75
----------	---	---	-------

Pillsbury Classic (Minneapolis)

12/30/78	N	L	77-84
----------	---	---	-------

BYU Cougar Classic (Provo, Utah)

12/14/96	A	W	89-69
----------	---	---	-------

NIT First Round (Hofheinz Pavilion - Houston)

3/15/06	H	W	77-67
---------	---	---	-------

Men Against Breast Cancer Cougar Cup

11/24/18	A	W	76-62
11/15/19	H	L	71-72

BYU (Hawai'i) (2-0)
Home: 2-0 • Road: 0-0 • Neutral: 0-0

12/28/84	H	W	100-77
12/18/85	H	W	92-82

CAL POLY (1-0)
Home: 1-0 • Road: 0-0 • Neutral: 0-0

12/6/75	H	W	74-63
---------	---	---	-------

CAL STATE FULLERTON (2-0)
Home: 1-0 • Road: 1-0 • Neutral: 0-0

12/30/91	H	W	83-67
2/10/93	A	W	77-63

CALIFORNIA (4-3)
Home: 3-0 • Road: 1-2 • Neutral: 0-1

12/2/71	A	L	81-82 (OT)
12/16/73	H	W	79-75
11/24/90	H	W	98-81
12/21/91	A	W	81-75
12/9/97	H	W	54-51
12/3/99	A	L	72-87

Top of the World Classic (Fairbanks, Alaska)

11/20/99	N	L	70-95
----------	---	---	-------

CAMPBELL (1-0)
Home: 0-0 • Road: 0-0 • Neutral: 1-0

IPTAY Tournament (Clemson, S.C.)

12/1/84	N	W	73-4
---------	---	---	------

CANISIUS (1-0)
Home: 0-0 • Road: 1-0 • Neutral: 0-0

12/14/57	A	W	77-70
----------	---	---	-------

CENTENARY (21-5)
Home: 12-2 • Road: 9-3 • Neutral: 0-0

12/1/48	A	L	39-46
12/11/48	H	L	46-53
2/13/65	H	W	95-84
1/13/66	A	W	108-84
2/7/66	H	W	125-96

Bluebonnet Classic (Houston)

12/14/66	H	W	97-66
1/16/68	H	W	118-81
2/10/68	A	W	107-56
1/11/69	H	W	82-64
1/25/69	A	L	66-71
12/6/69	H	W	70-64
2/21/70	A	W	97-72
1/16/71	A	W	80-69
1/25/71	H	W	80-69
2/10/72	H	W	100-83
2/17/72	A	W	93-82
2/17/73	H	W	89-85
3/2/73	A	W	90-89

BOWLING GREEN (1-2)
Home: 1-0 • Road: 0-1 • Neutral: 0-1

All-College Tournament (Oklahoma City)

12/29/61	N	L	45-47
12/23/68	H	W	91-80
3/1/75	A	L	101-121

BRADLEY (7-13)
Home: 5-4 • Road: 1-9 • Neutral: 1-0

12/6/49	A	L	57-73
12/2/50	A	L	73-94
2/6/51	H	L	47-60

2/18/52	A	L	47-74
2/27/52	H	L	50-54
1/18/54	A	L	71-86
2/5/55	H	W	64-55
2/9/56	A	W	82-70
2/20/56	H	W	68-53
1/17/57	A	L	64-81
2/25/57	H	W	88-79
1/6/58	H	L	73-75 (OT)
1/11/58	A	L	80-116
1/12/59	H	L	50-60
3/2/59	A	L	60-74
2/8/60	A	L	57-78
2/22/60	H	W	63-58
1/12/61	H	W	60-59
2/16/61	A	L	74-90

Rainbow Classic (Honolulu)

12/28/67	N	
----------	---	--



SERIES RECORDS

THE CITADEL (1-0)
Home: 1-0 • Road: 0-0 • Neutral: 0-0
12/21/09 H W 81-58

CLEVELAND STATE (1-0)
Home: 1-0 • Road: 0-0 • Neutral: 1-0
NCAA Tournament First Round
(Skjodt Assembly Hall; Bloomington, Ind.)
3/19/21 N W 87-56

COASTAL CAROLINA (2-0)
Home: 1-0 • Road: 0-0 • Neutral: 1-0
Holiday Classic (Tampa, Fla.)
12/28/89 N W 82-79
11/26/07 H W 86-79

COLORADO (3-3)
Home: 2-1 • Road: 1-2 • Neutral: 0-0
12/12/63 A L 61-72
12/19/65 H W 70-61
1/6/72 H W 70-66
12/4/72 A W 77-71
12/30/94 H L 66-85
12/9/95 A L 74-77

COLORADO STATE (1-1)
Home: 0-0 • Road: 0-1 • Neutral: 1-0
NCAA Tournament West Region
First Round (Wichita, Kan.)
3/7/66 N W 82-76
NIT First Round (Fort Collins, Colo.)
3/18/88 A L 61-71

CONCORDIA LUTHERAN (1-0)
Home: 1-0 • Road: 0-0 • Neutral: 0-0
11/24/84 H W 85-62

COPPIN STATE (1-0)
Home: 1-0 • Road: 0-0 • Neutral: 0-0
12/23/18 H W 75-44

CORNELL (1-0)
Home: 1-0 • Road: 0-0 • Neutral: 0-0
11/26/16 H W 83-53

CORPUS CHRISTI STATE (2-0)
Home: 2-0 • Road: 0-0 • Neutral: 0-0
2/24/72 H W 105-81
2/15/73 H W 82-70

CREIGHTON (7-3)
Home: 4-0 • Road: 3-2 • Neutral: 0-1
12/13/49 A L 47-52
2/13/67 A W 87-80
2/25/67 H W 87-73
2/7/70 H W 78-77 (20T)
3/4/70 A W 62-58
1/6/71 H W 83-76
2/17/73 A L 77-78
12/21/96 H W 74-73
1/4/97 A W 74-72
Outrigger Rainbow Classic (Honolulu)
12/22/06 N W 72-80

DARTMOUTH (0-1)
Home: 0-0 • Road: 0-1 • Neutral: 0-0
12/12/57 A L 64-84

DAYTON (4-3)
Home: 2-0 • Road: 1-1 • Neutral: 1-2
NIT (New York)
3/17/62 N L 77-94
Played at Madison Square Garden (New York)
2/24/66 N L 69-71
NCAA Tournament Midwest Region
First Round (Lawrence, Kan.)
3/7/70 N W 71-64
1/4/71 H W 106-80
3/3/72 A L 69-73
1/6/75 H W 86-85
12/27/75 A W 72-68

DELAWARE STATE (1-0)
Home: 1-0 • Road: 0-0 • Neutral: 0-0
12/19/96 H W 74-63

DENVER (3-0)
Home: 2-0 • Road: 1-0 • Neutral: 0-0
2/7/72 H W 98-69
3/4/72 A W 94-91
1/4/74 H W 9-79

DePAUL (4-10)
Home: 3-4 • Road: 1-6 • Neutral: 0-0
1/12/85 A L 58-69
12/12/85 H L 78-84
12/5/89 H W 65-49
1/12/91 A L 62-76
12/5/92 A W 82-65
12/30/93 H L 69-89
1/18/97 H W 78-76
1/24/98 H W 65-59
1/3/99 A L 82-93
1/16/00 H L 68-77
2/7/01 A L 78-90
3/8/03 A L 59-65
2/14/04 H L 54-66
1/8/05 A L 57-68

DETROIT (9-6)
Home: 6-2 • Road: 2-4 • Neutral: 1-0
2/13/51 A L 61-70
2/14/51 A L 73-93
12/21/51 H L 56-73
12/22/51 H W 74-71
12/16/52 A W 72-69 (OT)
12/17/52 A L 64-74
12/18/53 H W 77-62
12/19/53 H W 61-63
12/17/54 A W 77-69
12/18/54 A L 80-83
12/16/55 H W 89-76
12/17/55 H W 86-84
1/30/57 H L 81-91
2/11/57 H W 82-72
Blade Classic (Toledo, Ohio)
12/28/85 N W 75-64

DRAKE (6-11)
Home: 3-5 • Road: 3-5 • Neutral: 0-1
1/1/50 A L 60-66
1/2/50 A W 77-67
3/1/52 H L 47-76
3/3/52 H L 68-82
1/30/53 A L 66-88
3/2/53 H L 64-73
1/2/57 A W 74-72
1/28/57 H W 86-62
2/3/58 H L 67-77
3/3/58 A L 87-88 (OT)
2/2/59 A L 63-69
2/23/59 H W 77-66
1/9/60 A W 56-55
2/29/60 H W 89-70
NCAA Tournament Midwest Regional
(Lawrence, Kan.)
3/12/70 N L 87-92
1/3/94 H L 76-84
1/6/95 A L 65-85

DREXEL (1-1)
Home: 0-0 • Road: 0-0 • Neutral: 1-1
Spindletop Classic (Beaumont, Texas)
12/20/87 N W 91-88
Paradise Jam (Lynchburg, Va.)
11/17/17 N L 80-84

EAST TENNESSEE STATE (0-1)
Home: 0-1 • Road: 0-0 • Neutral: 0-0
11/21/03 H L 51-65

EAST TEXAS BAPTIST (2-0)
Home: 1-0 • Road: 1-0 • Neutral: 0-0
12/19/47 H W 63-40
2/10/48 A W 70-52

EAST TEXAS STATE (5-3)
Home: 3-1 • Road: 2-2 • Neutral: 0-0
2/16/46 H W 54-51
3/2/46 A W 61-54
2/1/47 H W 65-61
2/28/47 A W 60-51
1/16/48 A L 43-47
2/18/48 H L 37-50
1/17/49 H W 67-46
2/10/49 A L 60-66

EASTERN ILLINOIS (1-0)
Home: 1-0 • Road: 0-0 • Neutral: 0-0
Global Sports Classic Second Round
(Houston)
12/19/15 H W 81-65

EAST CAROLINA (21-6)
Home: 9-0 • Road: 11-6 • Neutral: 3-0
2/23/02 A L 46-63
C-USA Tournament (Cincinnati, Ohio)
3/6/02 N W 58-49
1/17/04 H W 55-53
2/26/05 A W 76-72
2/4/06 A W 64-60 (OT)

2/10/07 H W 83-59
3/17/08 A L 83-84
1/21/09 H W 85-67
1/16/10 A W 74-55
C-USA Championship (Tulsa, Okla.)
3/10/10 N W 93-80
1/29/11 A L 70-74
1/21/12 H W 82-76
1/16/13 A L 78-89
1/14/15 A L 61-66
3/8/15 H W 72-54
1/30/16 A W 97-93 (20T)
1/11/17 A W 74-58
3/5/17 H W 73-51
1/14/18 A W 65-49
Played in H&PE Arena (Houston)
2/25/18 H W 109-58
1/23/19 H W 94-50
2/27/19 A W 99-65
1/29/20 A W 69-59
2/3/21 A L 73-82
1/22/22 H W 79-36
2/25/23 A W 76-57
The American Championship Quarterfinals
(Dickies Arena - Fort Worth, Texas)
3/10/23 N W 60-46

FAIRFIELD (2-0)
Home: 2-0 • Road: 0-0 • Neutral: 0-0
1/29/68 H W 108-76
Played in H&PE Arena (Houston)
12/6/17 H W 88-66

FLORIDA (2-0)
Home: 1-0 • Road: 1-0 • Neutral: 0-0
12/7/70 A W 61-60
12/8/73 H W 97-73

FLORIDA A&M (2-0)
Home: 2-0 • Road: 0-0 • Neutral: 0-0
11/9/12 H W 81-76
11/21/15 H W 97-52

FLORIDA STATE (3-2)
Home: 3-0 • Road: 0-2 • Neutral: 0-0
2/5/62 H W 84-76
1/26/63 A L 69-76
1/16/72 A L 79-86
2/4/72 H W 94-86
Bluebonnet Classic (Houston)
1/5/74 H W 79-74

FLORIDA TECH (1-0)
Home: 1-0 • Road: 0-0 • Neutral: 0-0
11/22/05 H W 131-62

FORDHAM (1-0)
Home: 1-0 • Road: 0-0 • Neutral: 0-0
NIT First Round
(Hofheinz Pavilion - Houston)
3/17/88 H W 69-67

FRESNO STATE (0-1)
Home: 0-0 • Road: 0-0 • Neutral: 0-1
Chaminade Classic (Honolulu)
12/26/83 N L 61-68

FURMAN (0-1)
Home: 0-0 • Road: 0-0 • Neutral: 0-1
Sugar Bowl Classic (New Orleans)
12/30/74 N L 80-90

GEORGE MASON (1-1)
Home: 0-0 • Road: 0-1 • Neutral: 1-0
College Basketball Invitational
Quarterfinals
3/25/13 A L 84-88 (OT)
Gulf Coast Showcase (Estero, Fla.)
11/21/16 N W 93-56

GEORGE WASHINGTON (2-0)
Home: 1-0 • Road: 0-0 • Neutral: 1-0
Bluebonnet Classic (Houston)
12/13/67 H W 86-61
Top of the World Classic (Fairbanks, Alaska)
11/21/99 N W 93-92

GEORGETOWN (0-5)
Home: 0-1 • Road: 0-1 • Neutral: 0-3
Cage Classic (Albuquerque, N.M.)
12/16/79 N L 75-78
4/2/84 N L 75-84
Played at St. Petersburg, Fla.
12/29/90 N W 51-63
12/18/99 A L 75-83
12/31/00 H L 63-79

GEORGIA SOUTHERN (0-1)
Home: 0-0 • Road: 0-1 • Neutral: 0-0
2K Sports Classic benefiting
Coaches vs. Cancer (Durham, N.C.)
11/10/08 N L 63-65
GEORGIA STATE (1-0)
Home: 0-0 • Road: 0-0 • Neutral: 1-0
NCAA Tournament Midwest Region
First Round (Tulsa, Okla.)
3/22/19 N W 84-55

GEORGIA TECH (0-3)
Home: 0-0 • Road: 0-1 • Neutral: 0-2
Rainbow Classic (Honolulu)
12/28/88 N L 78-81
NCAA Tournament Midwest Regional
(Milwaukee)
3/19/92 N L 60-65
NIT First Round
3/16/16 N L 62-81
Hawaiian Airlines Diamond Head Classic
(Honolulu)
12/23/19 N W 70-59

GRAMBLING STATE (5-0)
Home: 5-0 • Road: 0-0 • Neutral: 0-0
11/27/04 H W 95-52
11/22/06 H W 96-61
11/24/07 H W 95-53
11/12/11 H W 88-42
11/17/12 H W 87-47

GRAND CANYON (0-1)
Home: 0-0 • Road: 0-0 • Neutral: 0-1
Global Sports Classic Third Round
(Cox Pavilion - Las Vegas)
12/21/15 N L 69-78

HARDIN-SIMMONS (6-0)
Home: 5-0 • Road: 1-0 • Neutral: 0-0
12/1/49 H W 48-36
12/2/52 H W 67-54
2/9/67 H W 92-85
2/26/68 A W 105-82
2/12/70 H W 109-92
12/6/78 H W 102-86

HARVARD (0-2)
Home: 0-1 • Road: 0-1 • Neutral: 0-0
11/25/14 A L 63-84
12/23/16 H L 56-57

HAWAII (5-0)
Home: 2-0 • Road: 3-0 • Neutral: 0-0
12/10/66 H W 93-59
1/3/70 A W 116-84
Bluebonnet Classic (Houston)
1/3/75 H W 105-96
Rainbow Classic (Honolulu)
12/29/76 A W 101-74
12/21/77 A W 104-68

HAWAII (Hilo) (1-0)
Home: 0-0 • Road: 1-0 • Neutral: 0-0
12/23/77 A W 110-83

HAWAII (Loa) (1-0)
Home: 1-0 • Road: 0-0 • Neutral: 0-0
11/30/89 H W 102-47

HIGH POINT (1-0)
Home: 0-0 • Road: 0-0 • Neutral: 1-0
NAIB Tournament (Kansas City, Mo.)
3/11/46 N W 63-34

HOFSTRA (1-0)
Home: 1-0 • Road: 0-0 • Neutral: 0-0
11/9/21 H W 83-75 (OT)

HOWARD (1-0)
Home: 1-0 • Road: 0-0 • Neutral: 0-0
Progressive Legends Classic Regional
Round (Hofheinz Pavilion - Houston)
11/21/13 H W 75-62

HOUSTON BAPTIST (13-0)
Home: 13-0 • Road: 0-0 • Neutral: 0-0
2/26/72 H W 96-79
2/8/73 H W 96-75
2/21/74 H W 101-86
2/25/75 H W 117-84
Bluebonnet Classic (Houston)
1/2/76 H W 78-59
2/3/76 H W 91-71
4/6/77 H W 111-79
1/5/78 H W 103-51
12/19/94 H W 92-62
11/25/95 H W 91-59
11/27/96 H W 87-60
12/16/14 H W 83-76
11/26/19 H W 112-73

IDAHO (1-0)
Home: 0-0 • Road: 0-0 • Neutral: 1-0
All-College Tournament (Oklahoma City)
12/27/63 N W 76-61

IDAHO STATE (1-0)
Home: 1-0 • Road: 0-0 • Neutral: 0-0
Bluebonnet Classic (Houston)
12/15/66 H W 111-65

ILLINOIS (3-3)
Home: 0-3 • Road: 1-0 • Neutral: 2-0
12/9/67 A W 54-46
12/21/68 H L 84-97
Rainbow Classic (Honolulu)
12/27/76 N W 69-66
2/3/85 H L 76-77
12/14/85 H L 92-102
NCAA Tournament Second Round
(PPG Paints Arena - Pittsburgh)
3/20/22 N W 68-53

ILLINOIS-CHICAGO (3-0)
Home: 3-0 • Road: 0-0 • Neutral: 0-0
12/27/90 H W 96-63
12/14/91 A W 75-66
12/12/92 H W 92-66

ILLINOIS STATE (1-0)
Home: 0-0 • Road: 0-0 • Neutral: 1-0
NIT (New York)
3/14/77 N W 91-90 (OT)

INDIANA (1-0)
Home: 0-0 • Road: 0-0 • Neutral: 1-0
Sun Bowl Classic (El Paso, Texas)
12/28/72 N L 72-75

INDIANA STATE (1-1)
Home: 0-0 • Road: 0-0 • Neutral: 1-1
NAIB Tournament (Kansas City, Mo.)
3/13/46 N L 43-62
NIT (Hofheinz Pavilion - Houston)
3/9/77 N W 83-82

IOWA (1-1)
Home: 1-0 • Road: 0-0 • Neutral: 0-1
Sugar Bowl Classic (New Orleans)
12/30/68 N L 87-95 (OT)
Kettle Classic (Houston)
12/19/81 H W 62-52

IOWA STATE (3-3)
Home: 1-1 • Road: 1-2 • Neutral: 1-0
12/3/56 A L 73-92
11/26/88 A W 89-82
1/10/90 H W 83-82
Tournament of Champions (Charlotte, N.C.)
11/30/90 N W 87-72
12/28/08 H L 67-71
3/7/10 A L 75-82 (20T)

IUPUI (1-0)
Home: 1-0 • Road: 1-0 • Neutral: 0-0
11/28/98 H W 72-71

JACKSON STATE (0-0)
Home: 0-0 • Road: 0-0 • Neutral: 0-0
First meeting

JACKSONVILLE (2-2)
Home: 2-0 • Road: 0-2 • Neutral: 0-0
2/27/71 H W 83-82
2/28/72 H W 108-110 (OT)
2/24/73 H W 76-75
3/4/74 A L 80-83

JAMES MADISON (2-0)
Home: 1-0 • Road: 1-0 • Neutral: 0-0
11/25/94 H W 76-74
2/5/96 A W 97-72

KANSAS (2-5)
Home: 1-0 • Road: 1-2 • Neutral: 0-3
NCAA Tournament Midwest Regional
(Lawrence, Kan.)
3/17/67 A W 66-53
12/19/70 A L 73-89
NCAA Tournament Midwest Regional
(Wichita, Kan.)
3/18/71 N L 77-78
11/26/83 H W 91-76
12/15/84 A L 75-87

NCAA Tournament Southeast Region
First Round (Atlanta)
3/13/87 N L 55-66
Maui Invitational (Lahaina, Maui)
11/20/01 N L 78-95

HISTORY



SERIES RECORDS

KANSAS STATE (3-5)
Home: 2-1 • Road: 1-1 • Neutral: 0-3
12/21/55 H W 86-79
NCAA Tournament West Regional Consolation (Lawrence, Kan.)
3/17/56 N L 70-89
12/1/56 A L 78-97
NCAA Tournament Midwest Regional Consolation (Lawrence, Kan.)
3/17/61 N L 64-75
12/16/68 H W 87-84 (OT)
NCAA Tournament West Regional Consolation (Lawrence, Kan.)
3/14/70 N L 98-107
1/23/71 A W 73-71
12/21/74 H L 90-91

KENT STATE (4-0)
Home: 2-0 • Road: 0-0 • Neutral: 2-0
Holiday Tournament (Jonesboro, Ark.)
12/28/66 N W 85-73
Bluebonnet Classic (Houston)
12/13/69 H W 74-66
Disneyland Freedom Bowl Classic (Irvine, Calif.)
12/7/91 N W 80-56
11/26/22 H W 49-44

KENTUCKY (1-4)
Home: 1-0 • Road: 0-2 • Neutral: 0-2
Sugar Bowl Tournament (New Orleans)
12/29/56 N L 76-111
1/22/84 A L 67-74
1/3/07 A L 70-77
12/18/07 H W 83-69
NCAA Tournament Sweet 16 (Kansas City, Mo.)
3/29/19 N L 58-62

LAMAR (25-3)
Home: 17-0 • Road: 8-3 • Neutral: 0-0
12/15/53 H W 78-65
1/23/54 A W 82-69
12/1/59 H W 89-66
12/10/60 A W 68-64
1/3/61 H W 100-73
12/7/61 A W 72-70 (OT)
1/15/62 H W 86-64
2/5/66 H W 112-84
1/5/67 A W 82-62
12/27/68 H W 112-79
1/13/69 A L 65-71
2/20/69 H W 95-71
1/13/71 A W 106-88
2/25/71 H W 93-74
2/2/74 H W 102-81
2/22/75 H W 103-77
12/1/76 A W 101-92
12/13/76 H W 103-83
1/17/81 H W 70-64
Kettle Classic (Houston)
11/28/82 H W 106-72
NIT (Beaumont, Texas)
3/15/85 A L 71-78
Spindletop Classic (Beaumont, Texas)
12/21/87 A W 71-67
3/1/94 H W 95-81
12/17/94 A L 58-64
12/6/03 H W 68-62
12/4/04 A W 85-77
12/4/18 H W 79-56
11/25/20 H W 89-45

LaSALLE (1-0)
Home: 0-0 • Road: 0-0 • Neutral: 1-0
Holiday Classic (Las Vegas)
12/30/76 N W 90-87

LEHIGH (2-0)
Home: 1-0 • Road: 0-0 • Neutral: 1-0
Hawkeye Classic (Iowa City, Iowa)
12/4/93 N W 96-74
Progressive Legends Classic Regional Round (Hoheinz Pavilion - Houston)
11/17/13 H W 80-66

LIBERTY (2-0)
Home: 2-0 • Road: 0-0 • Neutral: 0-0
Paradise Jam (Lynchburg, Va.)
11/18/17 A W 68-66

LITTLE ROCK (0-1)
Home: 0-0 • Road: 0-1 • Neutral: 0-0
11/30/89 A L 67-100

LONG BEACH STATE (2-2)
Home: 2-0 • Road: 0-1 • Neutral: 0-1
12/22/69 H W 76-69

12/21/85 H W 96-86
12/8/86 A L 65-71
Hawkeye Classic (Iowa City, Iowa)
12/3/93 N L 67-77

LONG ISLAND (2-0)
Home: 1-0 • Road: 1-0 • Neutral: 0-0
2/4/71 A W 81-75
1/29/72 H W 104-79

LORAS COLLEGE (1-0)
Home: 0-0 • Road: 1-0 • Neutral: 0-0
12/8/49 A W 65-51

LOUISIANA COLLEGE (1-0)
Home: 1-0 • Road: 0-0 • Neutral: 0-0
11/19/12 H W 106-59

LOUISIANA TECH (2-2)
Home: 1-1 • Road: 0-1 • Neutral: 1-0
12/20/75 H W 96-72

NCAA Tournament Midwest Region First Round (St. Louis)
3/17/84 N W 77-69
12/29/09 H L 94-99
11/17/10 A L 54-60

LOUISIANA (10-7)
Home: 10-1 • Road: 0-4 • Neutral: 0-2
Played in Shreveport, La.
12/10/47 N L 34-43
12/8/67 H W 89-81
12/1/69 H W 89-72

Later won by forfeit
12/6/71 A L 88-97
2/10/73 H W 82-80
NCAA Tournament Midwest Regional (Wichita, Kan.); Later won by forfeit
3/10/73 N L 89-102
12/3/77 H W 96-72

Bluebonnet Classic (The Summit - Houston)
12/16/78 H W 105-92
1/10/82 H W 79-78
2/3/87 H W 75-51
1/13/88 A L 101-102 (OT)
1/4/03 H L 56-72
1/3/04 A L 67-81
11/23/10 H W 78-65
12/15/12 H W 85-63
12/14/13 A L 76-79 (OT)
12/14/21 H W 71-56

LOUISVILLE (5-16)
Home: 2-7 • Road: 0-8 • Neutral: 3-1
NCAA Tournament Midwest Regional (Wichita, Kan.)
3/15/68 N W 91-75
12/3/73 A L 81-87
12/2/74 H L 87-91

NCAA Tournament Final Four (Albuquerque, N.M.)
4/2/83 N W 94-81
Chaminade Classic (Honolulu)
12/25/83 N W 76-73
2/22/86 H L 59-76
2/6/88 A L 69-73
12/2/92 A L 56-60
2/21/93 H W 89-81
1/15/97 A L 78-92
2/15/97 H L 66-70
2/12/98 H L 69-72
2/16/99 A L 78-106
3/4/00 H L 74-88
1/17/01 A L 67-79
2/8/03 H L 55-81
1/28/04 A L 48-64
1/5/05 H W 70-67
1/16/14 A L 52-91
2/5/14 H L 62-77
The American Championship (Memphis, Tenn.)
3/14/14 N L 65-94

LOYOLA MARYMOUNT (1-0)
Home: 1-0 • Road: 0-0 • Neutral: 0-0
12/15/69 H W 116-91

LOYOLA CHICAGO (1-2)
Home: 0-1 • Road: 0-1 • Neutral: 1-0
2/23/63 H L 58-62
2/15/64 A L 68-98
NCAA Tournament Midwest Region First Round (Salt Lake City, Utah)
3/9/68 N W 94-76

LOYOLA (La.) (12-10)
Home: 10-3 • Road: 2-7 • Neutral: 0-0
12/7/46 H L 39-51
12/12/46 A L 48-53
12/11/47 A L 38-54

12/12/47 A L 49-62
12/16/48 H W 58-45
12/17/48 H W 44-43
12/2/49 H W 57-33
2/25/50 A L 50-58
12/20/56 H L 74-87
2/15/58 H L 71-83
2/12/59 H W 71-54
1/25/60 A L 61-63
1/28/61 H W 92-56
1/5/62 A W 68-57
1/12/63 H W 66-59
2/26/64 A L 54-64
2/6/65 H W 104-80
3/1/66 A W 103-77
2/28/67 H W 106-64
2/19/70 H W 99-80
2/13/71 A L 89-92
2/14/72 H W 104-86

LSU (11-9)
Home: 8-4 • Road: 2-5 • Neutral: 1-0
Holiday Classic (Sam Houston Coliseum - Houston)
12/22/62 H L 73-74
Bluebonnet Classic (Rice Gym - Houston)
12/15/65 H W 111-87
Bluebonnet Classic (Houston)
12/27/71 H W 100-66
Sugar Bowl Classic (New Orleans)
12/29/81 N W 73-69
12/6/83 A W 100-91
12/8/84 H W 81-73
12/30/97 A L 50-72
11/30/99 H W 67-55
11/28/00 H L 59-61
12/20/01 H L 69-73
1/8/03 A L 51-80
12/30/03 H W 60-52
12/21/04 H W 81-72
11/29/05 A W 84-83
11/30/10 A L 57-73
11/29/11 H L 58-59
12/13/15 H W 105-98 (OT)
11/29/16 A L 65-84
12/13/17 A L 77-80
12/12/18 H W 82-76

MARIST (1-0)
Home: 0-0 • Road: 0-0 • Neutral: 1-0
ESPN Puerto Rico Tip-Off (San Juan, P.R.)
11/16/07 N W 64-58

MARQUETTE (4-8)
Home: 2-2 • Road: 0-5 • Neutral: 2-1
12/10/49 A L 65-69
NCAA Tournament Midwest Region First Round (Delmar Gym - Houston)
3/15/61 H W 77-61
Rainbow Classic (Honolulu)
12/29/67 N W 77-65
3/2/97 A L 67-76
2/14/98 A L 52-70
2/27/99 H L 62-65
2/5/00 A L 61-65
C-USA Tournament (Memphis, Tenn.)
3/8/00 N W 77-75
2/28/01 H W 66-64
C-USA Tournament (Charlotte, N.C.)
3/8/02 N L 73-85
1/7/04 H L 52-65
3/2/05 A L 55-76

MARSHALL (6-4)
Home: 4-1 • Road: 1-2 • Neutral: 1-1
Played in New York (Madison Square Garden)
2/1/68 N W 102-93
1/28/06 H W 69-56
1/27/07 A W 77-61
1/26/08 H W 71-58
2/18/09 A L 83-88
1/30/10 H W 81-66
2/1/11 H L 62-63
C-USA Championship (El Paso, Texas)
3/9/11 N L 87-97
2/22/12 A L 58-66
3/2/13 H W 103-76

MASSACHUSETTS (1-1)
Home: 1-0 • Road: 0-1 • Neutral: 0-0
12/7/08 A L 89-95
12/30/08 H W 80-54

McMURRY (3-0)
Home: 2-0 • Road: 1-0 • Neutral: 0-0
12/4/47 A W 42-39
1/1/59 H W 87-52
12/5/59 H W 92-51

McNEESE (7-1)
Home: 6-0 • Road: 1-1 • Neutral: 0-0
12/21/94 H W 83-76
11/27/95 A L 81-83 (OT)
12/30/96 H W 98-79
12/6/97 A W 91-82
11/19/04 H W 85-72
12/31/05 H W 78-67
Played in H&PE Arena (Houston)
11/10/17 H W 81-53
12/21/22 H W 83-44

MEMPHIS (23-36)
Home: 11-13 • Road: 6-22 • Neutral: 7-0
12/8/56 H L 78-87
2/16/57 A L 86-96
NCAA Tournament Midwest Regional (Kansas City, Mo.)
3/25/83 N W 70-63
NCAA Tournament Midwest Regional (St. Louis)
3/23/84 N W 78-71
1/3/95 A L 77-96
1/6/96 H W 69-67
2/12/97 H W 72-67 (OT)
2/26/97 A L 72-85
2/5/98 H L 63-76
2/26/98 A L 76-89
1/17/99 H W 83-81
2/6/99 A W 79-78
1/22/00 A W 98-89
2/23/00 H L 81-84
1/6/01 H L 78-86
1/20/01 A L 68-72
1/26/02 H L 66-84
2/16/02 A W 76-73
C-USA Tournament (Cincinnati)
3/7/02 N W 80-74
1/22/03 A L 66-77
3/6/03 H L 56-71
12/24/04 A L 48-64
2/5/05 H W 66-53
3/4/06 A L 62-69
C-USA Tournament (Memphis, Tenn.)
3/10/06 A L 54-68
1/11/07 H L 69-79
2/25/07 A L 64-77
C-USA Tournament (Memphis, Tenn.)
3/10/07 H L 59-71
1/30/08 H L 77-89
2/13/08 A L 59-68
1/29/09 A L 68-83
3/4/09 H L 60-69
C-USA Tournament (Memphis, Tenn.)
3/13/09 A L 49-74
1/23/10 A L 77-92
2/24/10 H W 92-75
C-USA Championship (Tulsa, Okla.)
3/11/10 N W 66-65
2/22/11 A L 58-69
1/14/12 H L 55-89
2/20/13 A L 74-81
1/23/14 A L 59-82
2/27/14 H W 77-68
12/31/14 A L 54-73
1/11/15 H L 44-62
2/10/16 H W 98-90
1/19/17 H L 67-70 (OT)
2/26/17 A L 67-71
2/22/18 A L 85-91
1/6/19 H W 90-77
The American Championship (Memphis, Tenn.)
3/16/19 A W 61-58
2/22/20 A L 59-60
3/8/20 H W 64-57
3/7/21 H W 67-64
The American Championship Semifinals (Dickies Arena - Fort Worth, Texas)
3/13/21 N W 76-74
2/12/22 H L 59-69
3/6/22 A L 61-75
The American Championship Title Game (Dickies Arena - Fort Worth, Texas)
3/13/22 N W 71-53
2/19/23 H W 72-64
3/5/23 A W 67-65
The American Championship Title Game (Dickies Arena - Fort Worth, Texas)
3/12/23 N L 65-75

MERCER (1-0)
Home: 1-0 • Road: 0-0 • Neutral: 0-0
1/18/75 H W 99-98

MIAMI (Fla.) (9-6)
Home: 5-1 • Road: 4-4 • Neutral: 0-1
1/25/56 A W 95-77
12/22/56 A L 63-67
12/9/59 H L 63-72
1/23/60 A W 88-79
1/21/61 A L 78-89
2/8/62 H W 80-69
1/24/63 A L 70-71
2/13/64 H W 93-83
2/20/65 A L 91-103
2/17/66 H W 111-96
2/18/67 A W 105-86
2/15/68 H W 106-64
2/14/70 H W 118-98
2/20/71 A W 99-93
NCAA Tournament Midwest Regional Sweet 16 (T-Mobile Center - Kansas City, Mo.)
3/24/03 N L 75-89

MICHIGAN (1-2)
Home: 1-1 • Road: 0-1 • Neutral: 0-0
Holiday Classic (Sam Houston Coliseum - Houston)
12/21/62 H L 89-90 (40T)
12/5/66 A L 75-86
1/2/68 H W 91-65
NCAA Tournament West Region Second Round (INTRUST Bank Arena - Wichita, Kan.)
3/17/18 N L 63-64

MICHIGAN STATE (1-0)
Home: 1-0 • Road: 0-0 • Neutral: 0-0
Bluebonnet Classic (Houston)
12/28/71 H W 106-73

MIDDLE TENNESSEE (2-0)
Home: 1-0 • Road: 1-0 • Neutral: 0-0
12/1/07 H W 83-68
12/2/08 A W 70-67

MIDWESTERN (3-1)
Home: 2-0 • Road: 1-1 • Neutral: 0-0
1/11/50 H W 63-38
2/17/50 A W 68-40
1/13/51 A L 53-54
2/3/51 H W 58-36

MINNESOTA (3-4)
Home: 2-1 • Road: 1-3 • Neutral: 0-0
12/31/62 A L 68-87
12/2/63 H L 58-60
12/3/66 A W 86-75
12/18/67 H W 103-65
Pillsbury Classic (Minneapolis)
12/29/78 A L 67-80
12/1/86 H W 86-72
12/17/87 A L 60-65

MISSISSIPPI (1-2)
Home: 1-1 • Road: 0-1 • Neutral: 0-0
12/20/61 H W 63-62 (OT)
12/21/95 H L 67-76
12/7/96 A L 71-93

MISSISSIPPI STATE (5-2)
Home: 3-1 • Road: 1-1 • Neutral: 1-0
Sugar Bowl Classic (New Orleans)
12/28/62 N W 79-76 (OT)
Bluebonnet Classic (Sam Houston Coliseum, Houston)
12/19/63 H W 69-61

MISSISSIPPI VALLEY STATE (3-0)
Home: 2-0 • Road: 0-0 • Neutral: 1-0
Kactus Classic (Tucson, Ariz.)
12/5/86 N W 78-69
12/13/08 H W 92-58
12/28/14 H W 80-53

HISTORY



SERIES RECORDS

MISSOURI (4-3) Home: 2-0 • Road: 0-3 • Neutral: 2-0
1/4/51 A L 48-66
2/13/54 A L 62-96
12/23/54 H W 84-76 (20T)
12/17/62 H W 75-61
NCAA Tournament Midwest Regional (St. Louis)
3/19/82 N W 79-78
Guardians Classic Second Round (Columbia, Mo.)
11/16/04 A L 61-77
Guardians Classic
Championship Rounds (Kansas City, Mo.)
11/24/04 N W 57-55

MISSOURI STATE (0-3) Home: 0-1 • Road: 0-2 • Neutral: 0-0
11/30/93 H L 65-71
11/29/94 A L 62-88
NIT Second Round (Springfield, Mo.)
3/17/06 A L 59-60

MONMOUTH (1-0) Home: 1-0 • Road: 0-0 • Neutral: 0-0
11/18/06 H W 89-80

MONTANA (1-0) Home: 0-0 • Road: 0-0 • Neutral: 1-0
NAIB Tournament (Kansas City, Mo.)
3/11/47 N W 60-58

MONTANA STATE (3-0) Home: 1-0 • Road: 1-0 • Neutral: 1-0
All-College Tournament (Oklahoma City)
12/28/63 N W 56-55
Bluebonnet Classic (Houston)
12/14/67 H W 113-67
1/30/70 A W 82-69

MOREHEAD STATE (1-0) Home: 1-0 • Road: 0-0 • Neutral: 0-0
11/9/07 H W 83-54

MORGAN STATE (2-0) Home: 2-0 • Road: 0-0 • Neutral: 0-0
11/22/14 H W 72-57
11/11/16 H W 93-52

MOUNT ST. MARY'S (1-0) Home: 0-0 • Road: 0-0 • Neutral: 1-0
BCA Classic (Winston-Salem, N.C.)
11/17/00 N W 77-52

MURRAY STATE (5-1) Home: 2-1 • Road: 3-0 • Neutral: 0-0
1/27/54 H W 69-62
12/19/51 H L 65-67
12/19/52 A W 70-66
1/27/54 H W 69-62
2/1/55 A W 91-65
11/14/14 A W 77-74
12/2/15 H W 93-78

NC STATE (0-4) Home: 0-1 • Road: 0-1 • Neutral: 0-2
NCAA Tournament National Championship (Albuquerque, N.M.)
4/4/83 N L 52-54
Hall of Fame Classic (Springfield, Mass.)
11/19/83 N L 64-76
12/12/98 A L 73-100
12/23/01 H L 66-67

NEBRASKA (3-1) Home: 2-0 • Road: 1-0 • Neutral: 0-1
12/3/62 H W 68-61
12/14/63 A W 64-58
Bluebonnet Classic (Houston)
12/12/69 H W 112-82
Outtrigger Rainbow Classic (Honolulu)
12/23/06 N L 57-70

NEVADA (8-2) Home: 5-1 • Road: 3-1 • Neutral: 0-0
12/22/73 A W 90-75
1/25/75 H W 103-74
Bluebonnet Classic (Houston)
12/17/76 H W 100-78
11/27/78 H L 73-77
12/23/80 H W 86-71
12/2/89 H W 109-68
2/8/93 A W 92-80
CBI First Round (Reno, Nev.)
3/18/08 A W 80-79
11/21/09 A L 99-112
12/6/10 H W 64-61

NEW MEXICO (1-1) Home: 0-0 • Road: 1-1 • Neutral: 0-0
Cage Classic (Albuquerque, N.M.)
12/15/79 A W 83-80 (OT)
12/29/98 A L 69-84
NEW MEXICO STATE (2-0) Home: 1-0 • Road: 0-0 • Neutral: 1-0
NCAA Tournament Midwest Region First Round (Fort Collins, Colo.)
3/11/67 N W 59-58
NCAA Tournament Midwest Regional (Hofheinz Pavilion - Houston)
3/13/71 H W 77-69

NEW ORLEANS (4-1) Home: 4-0 • Road: 0-1 • Neutral: 0-0
11/24/72 H W 92-71
12/13/86 H W 83-75
1/6/87 A L 64-71
12/16/04 H W 78-65
Played in H&PE Arena (Houston)
11/29/17 H W 75-66

NIAGARA (1-0) Home: 1-0 • Road: 0-0 • Neutral: 0-0
Bluebonnet Classic (The Summit - Houston)
12/21/79 H W 99-89

NICHOLLS STATE (3-0) Home: 3-0 • Road: 0-0 • Neutral: 1-0
11/17/09 H W 92-60
11/1/10 H W 63-62 (OT)
12/28/15 H W 76-49

NJIT (1-0) Home: 1-0 • Road: 0-0 • Neutral: 0-0
12/29/18 H W 80-59

NORFOLK STATE (1-0) Home: 1-0 • Road: 0-0 • Neutral: 0-0
11/29/22 H W 100-52

NORTH CAROLINA (1-5) Home: 0-2 • Road: 0-2 • Neutral: 1-1
NCAA Tournament Final Four Consolation (Louisville, Ky.)
3/25/67 N W 84-62
12/1/73 A L 74-97
12/7/74 H L 87-96
NCAA Tournament Final Four (New Orleans)
3/27/82 N L 63-68
11/27/91 H L 65-68
12/13/92 A L 76-84

NORTH CAROLINA A&T (2-0) Home: 2-0 • Road: 0-0 • Neutral: 0-0
12/28/11 H W 71-67
12/13/22 H W 74-46

NORTH CAROLINA CENTRAL (1-0) Home: 1-0 • Road: 0-0 • Neutral: 0-0
Global Sports Classic First Round (Hofheinz Pavilion - Houston)
12/16/15 H W 73-65

NORTH DAKOTA STATE (1-0) Home: 1-0 • Road: 0-0 • Neutral: 0-0
12/7/67 H W 121-88

NORTH FLORIDA (1-0) Home: 1-0 • Road: 0-0 • Neutral: 0-0
12/6/22 H W 76-42

NORTH TEXAS (30-5) Home: 17-2 • Road: 12-3 • Neutral: 1-0
1/10/46 H W 62-35
3/1/46 A W 61-56
2/14/47 H W 70-53
3/1/47 A W 57-55
1/17/48 A L 47-71
1/30/48 H W 55-51
1/15/49 H W 64-57
2/11/49 A W 75-59
1/13/50 A W 66-58
2/6/50 H W 65-55
1/20/51 H W 54-46
2/23/51 A L 57-60
12/17/57 H W 76-69
2/12/58 A W 73-70
1/26/59 H W 88-58
2/9/59 A L 56-62
12/14/59 H W 88-59
2/15/60 A W 86-64
12/1/60 A W 73-5
2/9/61 H W 86-57
1/3/62 A W 57-44
2/10/62 H W 105-75
12/13/62 H W 76-69

2/2/63 A W 68-62
12/17/63 A W 58-56
1/30/64 H L 65-66
12/9/64 A L 48-60
1/16/65 H W 117-83
Rainbow Classic (Honolulu)
12/30/67 N W 45-43
Bluebonnet Classic (Houston)
12/17/77 H W 137-94
12/8/90 H W 110-81
11/30/91 A W 89-87
12/2/01 H W 75-69
12/23/05 A W 92-84
11/29/08 H W 84-51

NORTHEASTERN (2-0) Home: 1-0 • Road: 1-0 • Neutral: 0-0
12/3/88 H W 69-54
12/18/89 A W 72-68

NORTHERN ARIZONA (1-0) Home: 0-0 • Road: 0-0 • Neutral: 1-0
NAIB Tournament (Kansas City, Mo.)
3/12/47 N L 42-44 (30T)

NORTHERN COLORADO (1-0) Home: 1-0 • Road: 0-0 • Neutral: 0-0
11/7/22 H W 83-36

NORTHERN KENTUCKY (1-0) Home: 0-0 • Road: 0-0 • Neutral: 1-0
NCAA Tournament Midwest Region First Round (Birmingham, Ala.)
3/16/23 N W 63-52

NORTHWESTERN STATE (4-0) Home: 4-0 • Road: 0-0 • Neutral: 0-0
12/3/70 H W 81-68
12/5/88 H W 96-78
Men Against Breast Cancer Cougar Cup
11/19/18 H W 82-55
11/30/21 H W 99-58

NORTHWESTERN OKLAHOMA STATE (1-0) Home: 1-0 • Road: 0-0 • Neutral: 0-0
11/20/10 H W 81-58

NOTRE DAME (4-4) Home: 2-1 • Road: 0-2 • Neutral: 2-1
1/9/65 H L 80-110
NCAA Tournament Midwest Region First Round (Lubbock, Texas)
3/8/65 N W 99-98
2/11/67 A L 78-87
Played at Houston Astrodome
2/1/69 H W 89-82
NCAA Tournament Midwest Regional Consolation (Wichita, Kan.)
3/20/71 N W 119-106
NCAA Tournament Midwest Region First Round (Tulsa, Okla.)
3/12/78 N L 77-100
2/19/89 A L 80-89
2/10/90 H W 93-82

OAKLAND (0-1) Home: 0-1 • Road: 0-0 • Neutral: 0-0
11/22/11 H L 74-76

OHIO (0-1) Home: 0-0 • Road: 0-0 • Neutral: 0-1
Hawkeye Challenge (Iowa City, Iowa)
12/3/99 N L 65-73

OHIO STATE (1-4) Home: 0-1 • Road: 0-1 • Neutral: 1-2
12/23/63 A L 62-79
12/7/64 H L 69-77
NCAA Tournament Final Four Consolation (Los Angeles)
3/23/68 N L 85-89
Guardians Classic Championship Rounds (Kansas City, Mo.)
11/23/04 N L 61-78
NCAA Tournament Round of 32 (Tulsa, Okla.)
3/24/18 A W 74-59

OKLAHOMA (1-2) Home: 0-0 • Road: 0-0 • Neutral: 1-2
Lion's Club Tournament (Sam Houston Coliseum, Houston)
12/15/60 N L 51-55
Carrs/Safeway Great Alaska Shootout (Anchorage, Alaska)
11/26/09 N W 100-93
RAMADA All-College Classic (Oklahoma City)
12/17/11 N L 74-79

OKLAHOMA CITY (15-18) Home: 11-5 • Road: 4-13 • Neutral: 0-0
1/26/48 H W 40-28
12/3/48 A L 44-50
12/4/48 A L 37-46
1/25/49 H L 41-46
1/14/50 A L 51-60
1/21/50 H W 52-45
1/10/51 H W 53-51
2/24/51 A L 54-57
12/15/51 H L 39-42
2/2/52 A L 46-51
1/5/53 A L 52-68
2/7/53 H L 58-64
1/13/54 H L 67-70
3/1/54 A L 54-58
All-College Tournament (Oklahoma City)
12/20/54 A L 65-72
1/12/55 H W 75-63
2/7/55 A L 49-65
1/9/56 H W 78-64
2/27/56 A L 67-76
2/2/57 A L 75-85
12/7/57 H L 71-78
1/17/59 A L 67-94
2/7/59 H W 80-63
1/16/60 H W 80-73
2/1/60 A W 80-69
12/7/60 A W 78-65
All-College Tournament (Oklahoma City)
12/30/60 A W 86-82
2/11/61 H W 107-78
1/5/63 H W 91-80
3/1/63 A W 75-73
Bluebonnet Classic (Sam Houston Coliseum, Houston)
12/20/63 H W 72-62
1/4/65 H W 61-54
2/27/65 A L 79-85

OKLAHOMA STATE (9-13) Home: 6-4 • Road: 1-8 • Neutral: 2-1
2/21/51 H L 52-61
3/7/51 A L 39-57
1/11/52 A L 44-71
3/8/52 H L 43-57
2/18/53 H W 50-46
3/5/53 A L 48-68
1/9/54 A L 61-76
1/25/54 H L 48-64
All-College Tournament (Oklahoma City)
12/22/54 N W 57-48
1/26/55 H W 60-58
2/19/55 A L 49-58
1/14/56 A L 44-63
2/18/56 H W 62-60
1/12/57 H W 64-52
2/23/57 A L 62-76
1/27/58 H W 70-64
2/22/58 A L 60-73
Lion's Club Tournament (Sam Houston Coliseum - Houston)
12/16/60 H W 56-54
NCAA Tournament Midwest Regional (Manhattan, Kan.)
3/12/65 N L 60-75
12/8/18 A W 63-53
12/15/19 H L 55-61
Hoop Hype XL | College Basketball Showcase Dickies Arena - Fort Worth, Texas
12/18/21 N W 72-61

ORAL ROBERTS (1-1) Home: 1-0 • Road: 0-0 • Neutral: 0-1
All-College Tournament (Oklahoma City)
12/28/73 N L 108-118
Cougar Classic (Ferritt Center)
11/14/22 H W 83-45

OREGON (4-1) Home: 2-0 • Road: 1-1 • Neutral: 1-0
Bluebonnet Classic (Houston)
12/12/70 H W 81-68
Inaugural game in Ferritt Center
12/1/18 H W 65-61
11/22/19 A L 66-78
Maui Jim Maui Invitational (Las Vegas)
11/24/21 N W 78-49
11/20/22 A W 66-56

OREGON STATE (1-2) Home: 0-0 • Road: 0-1 • Neutral: 1-1
NCAA Tournament West Regional (Los Angeles)
3/11/66 N L 60-63
College Basketball Invitational First Round (Corvallis, Ore.)
3/18/09 A L 45-49
NCAA Tournament Elite Eight Elite Eight (Lucas Oil Stadium; Indianapolis)
3/29/21 N W 67-61

OUR LADY OF THE LAKE (1-0) Home: 1-0 • Road: 0-0 • Neutral: 0-0
2/6/21 H W 112-46

PACIFIC (4-0) Home: 3-0 • Road: 0-0 • Neutral: 1-0
1/31/61 H W 101-66
12/7/63 H W 73-64
NCAA Tournament West Regional Consolation (Los Angeles)
3/12/66 N W 102-91
12/8/83 H W 112-58

PENN (0-0) Home: 0-0 • Road: 0-0 • Neutral: 0-0
First meeting

PENN STATE (0-1) Home: 0-0 • Road: 0-0 • Neutral: 0-1
Motor City Classic (Detroit)
12/28/64 N L 57-59

PEPPERDINE (4-1) Home: 3-0 • Road: 1-1 • Neutral: 0-0
Houston Intercollegiate (Houston)
12/20/46 H L 61-73
1/3/50 H W 47-46
12/2/68 H W 80-60
12/16/81 H W 94-81
12/27/82 A W 93-92

PITTSBURGH (0-1) Home: 0-1 • Road: 0-0 • Neutral: 0-0
2/2/52 H L 63-66

PORTLAND (5-0) Home: 3-0 • Road: 1-0 • Neutral: 1-0
City of Roses Tournament (Portland, Ore.)
12/16/61 A W 67-55
2/26/66 H W 109-84
Bluebonnet Classic (Houston)
12/27/68 H W 94-66
Kettle Classic (Houston)
12/21/84 H W 88-63
Hawaiian Airlines Diamond Head Classic (Honolulu)
12/22/19 N W 81-56

PORTLAND STATE (1-0) Home: 0-0 • Road: 0-0 • Neutral: 1-0
Played in Albuquerque, N.M.
12/28/98 N W 79-67

PRAIRIE VIEW A&M (6-2) Home: 6-1 • Road: 1-1 • Neutral: 0-0
1/17/02 A W 99-83
11/23/02 H L 75-78
11/29/07 H W 101-54
11/28/12 A L 80-81
12/29/12 H W 80-75
11/18/15 H W 110-69
12/3/16 H W 105-61
Played in H&PE Arena (Houston)
12/17/17 H W 92-73

PRESBYTERIAN (1-0) Home: 0-0 • Road: 0-0 • Neutral: 1-0
2K Sports Classic benefiting Coaches vs. Cancer (Durham, N.C.)
11/11/08 N W 76-57

PRINCETON (1-0) Home: 1-0 • Road: 0-0 • Neutral: 0-0
Kettle Classic (Houston)
12/17/83 H W 65-40

PROVIDENCE (1-0) Home: 1-0 • Road: 0-0 • Neutral: 0-0
12/20/65 H W 102-89
Hall of Fame Holiday Showcase (Uncasville, Conn.)
12/20/17 N W 70-59

PURDUE (1-2) Home: 0-1 • Road: 0-0 • Neutral: 1-1
Sugar Bowl Classic (New Orleans)
12/28/81 N W 59-58
Played at Market Square Arena (Indianapolis)
12/10/93 N L 90-114
1/10/98 H L 53-86

HISTORY



SERIES RECORDS

RHODE ISLAND (5-1)

Home: 4-0 • Road: 1-1 • Neutral: 0-0
12/26/64 H W 74-68
2/12/89 H W 85-71
12/27/05 H W 67-41
11/13/06 A W 102-99 (OT)
12/8/15 A L 57-67
12/10/16 H W 82-77

RICE (64-18)

Home: 33-6 • Road: 24-12 • Neutral: 7-0
Played at the Houston Astrodome
1/8/72 H W 101-73
1/16/73 A W 96-77
3/5/73 H W 116-72
1/12/74 A W 95-86
3/7/74 H W 107-62
1/11/75 H W 91-70
3/11/75 A W 82-73
1/10/76 H W 87-59
2/7/76 A W 99-79
1/12/77 H W 106-56
2/8/77 A W 109-73
1/21/78 H W 96-74
2/11/78 A W 87-62
SWC Classic (Hofheinz Pavilion - Houston)
2/25/78 H W 108-67
1/20/79 A W 101-75
2/10/79 H W 75-72
1/3/80 H W 78-70
2/19/80 A L 74-81
SWC Classic (Hofheinz Pavilion - Houston)
2/25/80 H W 92-80
1/3/81 A W 62-57
2/24/81 H W 63-55
1/4/82 H W 63-61
2/23/82 A W 75-69
1/26/83 A W 76-40
2/26/83 H W 86-52
1/20/84 H W 72-42
2/22/84 A W 70-54
SWC Classic (The Summit - Houston)
3/10/84 N W 53-50
1/16/85 A W 77-73
2/17/85 H W 96-91
1/11/86 H L 68-71
2/12/86 A W 71-69
1/10/87 A W 71-36
2/17/87 H W 76-62
2/3/88 H W 84-67
3/5/88 A W 81-65
1/4/89 H W 90-75
2/5/89 A W 66-67
1/6/90 A W 84-69
2/7/90 H W 84-67
SWC Tournament (Dallas)
3/9/90 N W 90-81
1/9/91 H W 80-73
2/10/91 A L 69-79
1/18/92 A W 74-60
2/18/92 H W 86-83
2/2/93 H L 61-65
3/3/93 A L 78-89 (OT)
2/5/94 A W 69-67
3/5/94 H W 78-76
1/11/95 H L 76-87
2/8/95 A W 73-67
1/13/96 A W 76-74
2/10/96 H W 63-59
1/12/98 A L 64-69
12/7/99 H W 84-71 (OT)
1/12/00 A L 45-65
11/29/01 H W 62-61
1/12/02 A L 53-71
12/3/03 H L 52-62
11/30/04 A L 73-74
1/11/06 A L 62-71
3/1/06 H W 74-71
1/17/07 A L 71-76
1/31/07 H W 70-63
C-USA Tournament (Memphis, Tenn.)
3/9/07 N W 77-62
Played at Reliant Arena (Houston)
1/23/08 A W 69-60
2/23/08 H W 71-62
2/7/09 H W 72-65
2/28/09 A W 56-51
1/6/10 A W 83-66
3/3/10 H W 78-70
1/26/11 A L 71-79 (OT)
3/5/11 H L 57-72
2/8/12 H L 71-79
3/3/12 A W 76-75
1/30/13 A L 69-79
3/6/13 H W 84-62
C-USA Championship (Tulsa, Okla.)
3/13/13 N W 72-67
Dickies Shootout (Toyota Center - Houston)
12/21/13 N W 54-52

1/28/15 H W 59-48
Men Against Breast Cancer Cougar Cup (H&PE Arena - Houston)
11/14/18 H W 79-68
11/19/19 A W 97-89
11/12/21 H W 79-46

ROGERS STATE (2-0)

Home: 2-0 • Road: 0-0 • Neutral: 0-0
12/30/10 H W 85-48
12/21/11 H W 90-80

RUTGERS (2-1)

Home: 1-0 • Road: 0-1 • Neutral: 1-0
All-College Tournament (Oklahoma City)
12/29/73 N W 95-84
1/19/14 H W 77-55
2/1/14 A L 70-93
NCAA Tournament Second Round (Lucas Oil Stadium - Unity, Indianapolis)
3/21/21 N W 63-60

SACRAMENTO STATE (4-0)

Home: 3-0 • Road: 1-0 • Neutral: 0-0
12/2/67 H W 110-79
12/4/97 H W 57-43
12/5/98 A W 63-61
12/21/99 H W 72-70

ST. BONAVENTURE (0-1)

Home: 0-0 • Road: 0-0 • Neutral: 0-1
NIT Championship (Madison Square Garden - New York)
3/20/77 N L 91-94

ST. JOHN'S (0-1)

Home: 0-0 • Road: 0-1 • Neutral: 0-0
Preseason NIT
11/18/89 A L 69-76

SAINT JOSEPH'S (1-0)

Home: 0-0 • Road: 0-0 • Neutral: 1-0
Veterans Classic (Alumni Hall - Annapolis, Md.)
11/11/22 N W 81-55

SAINT LOUIS (14-24)

Home: 8-10 • Road: 6-13 • Neutral: 0-1
12/5/50 A L 44-71
12/12/50 H L 63-71
1/2/52 H L 57-64
2/20/52 A L 55-63
1/12/53 H L 68-86
1/28/53 A W 71-70
1/18/54 A W 69-66
2/1/54 H L 79-80
1/6/55 A L 84-85 (20T)
2/28/55 H L 87-90
1/7/56 H L 73-76
2/11/56 A W 67-66
1/19/57 A L 70-85
3/2/57 H L 84-102
3/7/58 A W 81-76
3/8/58 H L 76-83
1/31/59 A L 47-71
2/21/59 H W 64-57
1/7/60 A L 46-76
2/27/60 H L 57-78
1/14/61 H W 75-69
2/18/61 A L 62-73
12/5/90 A W 85-84
1/21/92 H W 110-88
1/25/97 A L 51-56
1/15/98 A L 47-67
1/13/99 H L 61-69
2/12/00 A L 70-82
2/19/01 H W 71-51
C-USA Tournament (Louisville, Ky.)
3/7/01 N L 67-78
1/5/02 A L 64-67
1/18/03 H W 72-59
3/5/04 A L 69-72
2/2/05 H W 63-43
1/25/06 A L 78-81
1/29/07 H W 59-58
12/9/17 A W 77-58
12/16/18 H W 68-64
SAINT MARY'S (Calif.) (3-1)
Home: 2-0 • Road: 0-0 • Neutral: 1-1
12/12/66 H W 90-74
Kettle Classic (Houston)
12/22/74 H W 66-63
BYU Cougar Classic (Provo, Utah)
12/13/96 N L 65-72
The Battleground 2K22 (Dickies Arena - Fort Worth, Texas)
12/3/22 N W 53-48

ST. MARY'S (Texas) (13-2)

Home: 13-0 • Road: 0-2 • Neutral: 0-0
1/17/66 H W 109-53
2/15/67 H W 122-58
2/13/69 H W 91-70
1/24/70 A L 66-76
2/5/70 H W 118-77
12/11/72 H W 59-47
1/17/75 A L 74-85
2/19/75 H W 90-77
12/13/75 H W 87-78
12/4/78 H W 120-60
12/10/83 H W 71-55
11/26/84 H W 69-53
12/7/85 H W 76-65
11/28/86 H W 80-68
12/19/91 H W 94-67

SAM HOUSTON STATE (26-9)

Home: 14-5 • Road: 11-4 • Neutral: 1-0
1/17/46 H L 40-41
2/8/46 A L 39-40
1/17/47 H L 55-59
1/29/47 A W 49-48
1/6/48 H L 44-46
2/13/48 A L 40-67
1/10/49 H L 64-66
2/7/49 A W 51-55
1/5/50 A W 58-52
2/1/50 H W 85-57
12/8/50 H W 63-57
1/18/51 A W 67-48
1/19/52 H W 60-57 (OT)
1/30/52 A W 67-62 (OT)
1/21/53 H W 66-56
12/4/53 A W 89-88
2/17/54 H W 81-66
12/6/54 H W 102-89
2/17/55 A W 108-100
12/1/55 H W 77-55
1/30/56 A W 87-59
12/11/56 A W 85-83
12/15/56 H W 95-65
1/2/58 A W 85-76
1/18/58 H W 64-63
2/3/58 H W 95-63
2/4/60 H W 92-53
12/8/60 A L 52-55
11/27/87 H W 85-71
11/24/97 A W 67-64
11/23/98 H L 63-67
Guardians Classic First Round (Columbia, Mo.)
11/15/04 N W 72-69
12/10/05 H W 68-46
12/4/10 A W 75-71 (OT)
12/21/10 H W 75-73

SAMFORD (1-0)

Home: 1-0 • Road: 0-0 • Neutral: 0-0
2/26/73 H W 94-75

SAN DIEGO (0-1)

Home: 0-0 • Road: 0-0 • Neutral: 0-1
Carrs/Safeway Great Alaska Shootout (Anchorage, Alaska)
11/27/09 N L 65-73

SAN DIEGO STATE (1-2)

Home: 0-2 • Road: 0-0 • Neutral: 1-0
12/19/02 H L 66-78
12/21/02 H L 61-71
NCAA Tournament West Region First Round (INTRUST Bank Arena, Wichita, Kan.)
3/15/18 N W 67-65

SAN FRANCISCO (3-3)

Home: 3-0 • Road: 0-2 • Neutral: 0-1
12/1/65 A L 67-75
12/17/66 H W 90-75
Bluebonnet Classic (Houston)
12/28/68 H W 87-67
Bluebonnet Classic (Houston)
12/28/68 H W 87-67
1/3/76 H W 94-73
12/6/76 A L 85-100
Rainbow Classic (Honolulu)
12/30/76 N L 81-86

SAN JOSE STATE (1-1)

Home: 0-1 • Road: 1-0 • Neutral: 0-0
11/13/12 A W 77-75
12/7/13 H L 68-72

SANTA CLARA (1-4)

Home: 1-0 • Road: 0-1 • Neutral: 0-3
12/16/58 A L 68-73
12/13/68 N L 50-75
12/17/69 H W 91-76

UNLV Invitational (Las Vegas)
12/29/69 N L 63-85
Nike Festival (Honolulu)
12/19/97 N L 61-82

SEATTLE (2-3)

Home: 1-1 • Road: 1-1 • Neutral: 0-1
City of Roses Tournament (Portland, Ore.)
12/15/61 N L 63-66
2/22/69 H L 66-69
1/27/70 A W 92-88
2/6/71 H W 93-92
12/2/72 A L 61-65

SETON HALL (0-1)

Home: 0-1 • Road: 0-0 • Neutral: 0-0
12/4/81 A L 85-87 (OT)

SIENA (1-0)

Home: 0-0 • Road: 0-0 • Neutral: 1-0
Kentucky Invitational (Lexington, Ky.)
12/29/53 N W 81-60

SMU (58-34)

Home: 30-10 • Road: 20-18 • Neutral: 8-6
NCAA Tournament Midwest Region First Round (Lawrence, Kan.)
3/16/56 N L 74-89
NCAA Tournament Midwest Regional Consolation (Manhattan, Kan.)
3/13/65 N L 87-89
NCAA Tournament Midwest Region First Round (Lawrence, Kan.)
3/19/67 N W 83-75
Sun Bowl Classic (El Paso, Texas)
12/29/72 N W 115-102
1/26/76 A L 75-87
2/24/76 H W 100-98
1/29/77 A W 103-102
2/10/77 H W 115-83
1/23/78 A L 75-76
2/13/78 H W 95-55
1/22/79 H W 82-78
2/12/79 A W 101-94
SWC Classic (Hofheinz Pavilion - Houston)
2/24/79 H W 74-67
1/12/80 H W 96-81
2/2/80 A W 71-70
1/13/81 A L 70-72 (3OT)
2/3/81 H W 79-64
1/16/82 H L 66-67
2/6/82 A W 73-71 (OT)
1/8/83 H W 105-71
2/9/83 A W 85-68
SWC Classic (Reunion Arena - Dallas)
3/11/83 A W 75-59
1/5/84 A W 60-59
2/4/84 H W 76-57
1/30/85 A L 78-85
3/3/85 H W 79-76
SWC Classic (Reunion Arena - Dallas)
3/8/85 A L 72-84
1/25/86 H W 71-66
2/26/86 A L 71-78
1/21/87 A W 75-65
2/22/87 H L 73-79
1/19/88 H L 65-69
2/20/88 H L 84-87
SWC Classic (Reunion Arena - Dallas)
3/12/88 N L 76-98
1/21/89 A W 84-83 (OT)
2/22/89 H L 85-88
1/24/90 H W 64-47
2/24/90 A W 71-63
1/26/91 A L 75-81
2/27/91 H W 85-58
SWC Classic (Reunion Arena - Dallas)
3/8/91 N L 62-65
2/5/92 H W 67-50
3/7/92 A W 69-62
SWC Classic (Reunion Arena - Dallas)
3/13/92 N W 73-62
1/23/93 H W 85-75
1/30/93 A L 60-70
1/26/94 A L 64-70
2/24/94 H W 89-80
1/28/95 A W 73-71
3/4/95 H L 74-79
1/8/96 H W 63-62
2/28/96 A W 62-59
SWC Classic (Reunion Arena - Dallas)
3/7/96 A L 57-62
11/27/99 H L 80-94
12/17/00 A L 69-94
2/11/06 H W 69-57
1/13/07 H W 82-67
2/7/07 A W 64-49
1/16/08 A W 99-71
2/16/08 H W 69-47

2/11/09 A W 69-56
3/7/09 H W 85-76
C-USA Tournament (Memphis, Tenn.)
3/11/09 N W 85-76
2/13/10 H W 66-60
2/27/10 A L 83-94
1/15/11 A W 70-68
2/16/11 H L 51-65
1/18/12 A L 54-70
2/25/12 H W 62-59
1/9/13 H W 78-67
2/2/13 A W 84-80 (OT)
1/26/14 H L 68-75
2/19/14 A L 64-68
The American Championship (Memphis, Tenn.)
3/13/14 N W 68-64
1/24/15 A L 59-80
2/12/15 H L 69-75
1/19/16 A L 73-77
2/1/16 H W 71-68
1/21/17 A L 64-85
2/18/17 H L 66-76

Played in H&PE Arena (Houston)
2/8/18 H W 67-58
2/28/18 A W 69-56
1/16/19 A W 69-58
3/7/19 H W 80-79
1/15/20 H W 71-62
2/15/20 A L 72-73 (OT)
1/3/21 A W 74-60
1/31/21 H W 70-48
2/9/22 A L 83-85
2/27/22 H W 75-61
1/5/23 H W 87-53
2/16/23 A W 80-65

SOUTH ALABAMA (1-3)

Home: 1-1 • Road: 0-0 • Neutral: 0-2
2/28/70 H W 128-90
IPTAY Tournament (Clemson, S.C.)
11/30/84 N L 70-86
GMAC Bowl Coors Classic (Mobile, Ala.)
12/17/05 N L 62-66
2/14/07 H L 61-66

SOUTH CAROLINA (4-3)

Home: 3-1 • Road: 1-1 • Neutral: 0-1
2/22/71 A L 71-88
2/19/72 H W 95-85
3/2/74 H L 86-104
2/1/75 H W 90-84
Tournament of Champions (Charlotte, N.C.)
12/1/90 N L 70-74 (OT)
American/SEC Alliance (Columbia, S.C.)
12/8/19 A W 75-56
12/5/20 H W 77-67

SOUTH CAROLINA STATE (0-1)

Home: 0-1 • Road: 0-0 • Neutral: 0-0
Continental Tire Las Vegas Classic Regional Round (Hofheinz Pavilion - Houston)
12/20/14 H L 63-71

SOUTH DAKOTA (1-0)

Home: 0-0 • Road: 0-0 • Neutral: 1-0
Gulf Coast Showcase (Estero, Fla.)
11/22/16 N W 85-58

HISTORY



SERIES RECORDS

SOUTH FLORIDA (25-12)

Home: 13-5 • Road: 12-6 • Neutral: 0-1

Holiday Classic (Tampa, Fla.)

12/29/89	A	W	87-78
1/22/97	H	W	94-74
1/26/98	H	L	64-65
2/19/98	A	L	56-73
1/30/99	H	L	67-82
2/11/99	A	W	73-68
1/26/00	A	L	77-87
2/19/00	H	L	74-81
1/27/01	H	L	68-93
2/17/01	A	L	60-79
2/12/02	H	W	91-75
2/26/02	A	L	57-88
1/29/03	H	W	59-57
2/15/03	A	L	47-62
1/31/04	A	W	66-53
2/21/04	H	W	53-52
1/22/05	A	W	62-50
2/16/05	H	W	68-50

C-USA Tournament (Memphis, Tenn.)

3/9/05	N	L	64-69
1/4/14	A	W	67-58
3/4/14	H	W	78-69
2/17/15	A	L	67-69
3/1/15	H	W	72-55
12/30/15	A	W	73-67
1/23/16	H	L	62-71
12/31/16	A	W	70-56
12/28/17	A	W	79-60

Played in H&PE Arena (Houston)

1/28/18	H	W	63-40
1/19/19	A	W	69-60
2/23/19	H	W	71-59
1/26/20	H	W	68-49
2/12/20	A	W	62-58
2/10/21	A	W	82-65
2/28/21	H	W	98-52
1/5/22	A	W	83-66
1/18/22	H	W	74-55
1/11/23	H	W	83-77

SOUTHEAST OKLAHOMA (2-1)

Home: 2-1 • Road: 0-0 • Neutral: 0-0

12/16/46	H	W	63-56
12/17/46	H	W	47-44
12/8/47	H	L	33-37

SOUTHEAST MISSOURI STATE (1-0)

Home: 0-0 • Road: 0-0 • Neutral: 1-0

Sun Classic (El Paso, Texas)

12/27/00	N	W	69-64
----------	---	---	-------

SOUTHEASTERN LOUISIANA (1-0)

Home: 1-0 • Road: 0-0 • Neutral: 0-0

12/18/04	H	W	68-61
----------	---	---	-------

SOUTHERN (1-0)

Home: 1-0 • Road: 0-0 • Neutral: 0-0

12/8/07	H	W	73-49
---------	---	---	-------

SOUTHERN MISS (17-16)

Home: 11-5 • Road: 3-10 • Neutral: 3-1

11/30/68	H	W	92-71
1/17/72	A	W	115-84
1/27/72	H	W	102-63
11/27/72	H	W	104-77
2/15/75	H	W	115-85
2/6/97	A	L	64-81
1/8/98	A	L	43-63
2/7/98	H	L	67-72

C-USA Tournament (Cincinnati, Ohio)

3/4/98	N	L	57-73
1/7/99	H	W	64-57
1/21/99	A	L	57-74
1/5/00	A	L	76-82
3/1/00	H	L	65-67
1/24/01	A	L	51-72
2/14/01	H	L	58-62
1/23/02	A	W	74-66
2/5/02	H	W	68-60

Played at Mississippi Gulf Coast Coliseum

1/25/03	N	W	76-75
2/18/03	H	W	46-42
2/3/04	H	L	72-75 (3OT)
2/18/04	A	L	48-70
1/15/05	H	W	63-53
2/12/05	A	W	75-53
1/18/06	H	W	62-58
2/19/07	A	L	69-74

C-USA Tournament (Memphis, Tenn.)

3/8/07	N	W	62-59
2/27/08	H	W	95-67
1/17/09	A	L	76-83
2/6/10	H	L	55-57

C-USA Championship (Tulsa, Okla.)

3/12/10	N	W	74-66
1/5/11	A	L	73-85

2/18/12 H W 73-71
1/12/13 A L 54-73

SOUTHWESTERN (6-1)

Home: 5-1 • Road: 1-0 • Neutral: 0-0

2/4/46	A	W	42-40
2/19/46	H	L	57-58
1/13/64	H	W	93-64
1/13/65	H	W	89-64
2/12/66	H	W	140-87
12/12/77	H	W	133-98
12/4/84	H	W	93-81

STANFORD (2-2)

Home: 1-0 • Road: 1-1 • Neutral: 0-1

12/17/71	A	W	87-67
1/27/74	H	W	74-68

NIIT (Palo Alto, Calif.)

3/13/91	A	L	86-93
---------	---	---	-------

Progressive Legends Classic Championship Round (Barclays Center, Brooklyn, N.Y.)

11/25/13	N	L	76-86
----------	---	---	-------

STEPHEN F. AUSTIN (13-4)

Home: 8-1 • Road: 5-3 • Neutral: 0-0

2/9/46	A	W	45-38
2/23/46	H	W	65-39

Houston Intercollegiate (Houston)

12/21/46	H	L	43-54
2/1/47	A	W	67-61
2/22/47	H	W	60-57
2/3/48	A	L	49-51
3/3/48	H	W	52-40
2/5/49	H	W	59-47
2/14/49	A	L	44-67
2/4/50	H	W	62-55
2/11/50	A	W	55-51
12/13/50	A	W	53-52
12/17/88	H	W	98-74
12/13/89	H	W	69-54
11/26/90	A	W	84-50
12/28/92	H	W	76-75
12/7/93	A	L	71-73

STETSON (1-0)

Home: 1-0 • Road: 0-0 • Neutral: 0-0

Kettle Classic (Houston)

12/16/83	H	W	92-71
----------	---	---	-------

SYRACUSE (1-1)

Home: 0-0 • Road: 0-1 • Neutral: 1-0

12/11/82	A	L	87-92
----------	---	---	-------

NCAA Tournament Sweet 16 (Hinkle Fieldhouse, Indianapolis)

3/27/21	N	W	62-46
---------	---	---	-------

TCU (48-25)

Home: 26-7 • Road: 14-18 • Neutral: 8-0

Birmingham Classic (Birmingham, Ala.)

12/10/55	N	W	101-58
----------	---	---	--------

All-College Tournament (Oklahoma City)

12/29/60	N	W	85-72
12/12/61	H	W	75-71

All-College Tournament (Oklahoma City)

12/26/61	N	W	82-76
1/25/62	A	W	61-56
12/10/62	A	W	76-69
1/29/63	H	W	87-71
12/9/63	A	L	59-65
1/23/64	H	W	83-63
12/10/64	A	W	67-62
1/18/65	H	W	108-87
12/18/65	A	W	132-102
1/27/66	H	W	100-79

NCAA Tournament Midwest Regional (Wichita, Kan.)

3/16/68	N	W	103-68
1/14/76	A	L	70-88
2/10/76	H	W	103-95
1/15/77	A	W	78-74
2/12/77	H	W	114-74

SWC Tournament (Hofheinz Pavilion - Houston)

2/26/77	H	W	111-67
1/14/78	A	W	79-63
2/1/78	H	W	93-55
1/13/79	H	W	95-66
1/30/79	A	L	71-77
1/22/80	A	L	69-71
2/12/80	H	W	87-59
1/24/81	H	W	68-59
2/17/81	A	L	77-78 (4 OT)

SWC Classic (San Antonio, Texas)

3/6/81	N	W	73-53
1/26/82	A	L	82-85
2/16/82	H	W	74-65
1/12/83	A	W	54-51
2/12/83	H	W	74-66

SWC Classic (Reunion Arena - Dallas)

3/12/83	N	W	62-59
---------	---	---	-------

1/7/84 H W 81-67
2/9/84 A W 76-60
1/3/85 A W 83-74
2/1/85 H L 80-85
1/29/86 A L 49-53
3/1/86 H W 85-83 (OT)
1/24/87 H L 56-62
2/25/87 A W 84-65
1/17/88 A W 77-57
2/17/88 H W 66-47
1/18/89 H L 54-55
2/18/89 A L 66-82
1/20/90 A L 63-89
2/21/90 H W 82-62
1/23/91 H W 91-88 (OT)
2/23/91 A L 74-75
2/1/92 A L 54-67
3/3/92 H W 50-44

SWC Classic (Reunion Arena - Dallas)

3/14/92	N	W	87-84 (2OT)
2/6/93	A	L	66-68
3/6/93	H	W	86-66
1/12/94	H	L	76-87
2/8/94	A	L	86-95
1/14/95	A	L	92-106
2/11/95	H	L	95-106

SWC Classic (Reunion Arena - Dallas)

3/9/95	N	W	80-77
1/17/96	H	W	89-86
2/14/96	A	W	86-82
1/15/02	H	W	82-71 (OT)
2/9/02	A	L	68-87
2/17/03	A	W	61-56
3/1/03	H	W	75-57
1/13/04	H	L	54-55
2/28/04	A	L	61-65
1/19/05	A	L	51-58
2/19/05	H	W	69-57
12/23/09	H	W	105-81
11/27/10	A	L	63-79
11/26/11	H	L	80-81
12/4/12	A	W	54-48

TEMPLE (13-4)

Home: 6-2 • Road: 7-2 • Neutral: 0-0

2/9/14	H	W	88-74
3/1/14	A	W	89-79
2/26/15	A	L	54-66
1/2/16	A	W	77-50
2/21/16	H	L	66-69
12/18/17	H	W	79-66

Played in H&PE Arena (Houston)

12/30/17	H	W	76-73
2/18/18	A	W	80-59
1/9/19	A	L	69-73
1/31/19	H	W	73-66
1/7/20	A	W	78-74
12/22/20	H	W	76-50
1/23/21	A	W	68-51
1/2/22	A	W	66-61
3/3/22	H	W	84-46
1/22/23	H	L	55-56
2/5/23	A	W	81-65

TENNESSEE (2-3)

Home: 1-1 • Road: 0-2 • Neutral: 1-0

Trojan Classic (Los Angeles)

12/29/70	N	W	68-65
12/4/71	H	W	67-65
12/23/94	H	L	58-74
12/19/95	A	L	49-69

TENNESSEE STATE (1-0)

Home: 1-0 • Road: 0-0 • Neutral: 0-0

12/30/01	H	W	91-90
----------	---	---	-------

TENNESSEE TECH (1-0)

Home: 1-0 • Road: 0-0 • Neutral: 0-0

1/2/67	H	W	95-69
--------	---	---	-------

TEXAS (32-32)

Home: 16-10 • Road: 9-18 • Neutral: 7-4

12/20/49	A	L	44-46
2/17/53	A	L	65-79
12/12/53	A	L	64-68
1/30/54	H	L	79-80
12/11/54	A	W	79-58
1/29/55	H	W	59-52

NCAA Tournament Midwest Region First Round (Las Cruces, N.M.)

3/11/72	N	L	74-85
1/17/76	H	W	63-58
2/14/76	A	L	86-95
1/18/77	H	W	95-81
2/15/77	A	W	95-84
1/10/78	H	L	89-100
1/30/78	A	L	72-73

TEXAS A&I (9-1)

Home: 9-1 • Road: 0-0 • Neutral: 0-0

12/13/54	H	W	92-65
12/7/55	H	W	86-59
12/6/56	H	W	67-59
12/5/57	H	W	76-50
12/1/58	H	W	80-59
1/1/62	H	W	86-52
12/5/64	H	W	94-71
12/9/75	H	W	120-86
12/5/79	H	L	82-83
11/28/80	H	W	112-86

TEXAS A&M (53-32)

Home: 36-9 • Road: 14-22 • Neutral: 3-1

12/28/46	H	W	62-41
12/19/50	H	W	52-45
3/2/51	A	L	46-55
1/28/51	A	W	38-29
1/25/52	H	W	52-44
12/10/52	A	L	59-65
2/21/53	H	W	48-44
12/8/53	H	W	62-56
2/24/54	H		



SERIES RECORDS

TEXAS LUTHERAN (8-0)

Table with 3 columns: Date, Home/Away, Score. Includes records like 2/5/75 H W 113-93 and 11/28/76 H W 96-69.

TEXAS SOUTHERN (6-2)

Table with 3 columns: Date, Home/Away, Score. Includes records like 12/15/90 H W 90-78 and Nike Festival (Honolulu) 12/20/97 N L 69-85.

TEXAS STATE (14-2)

Table with 3 columns: Date, Home/Away, Score. Includes records like 2/2/46 H W 62-57 and 2/20/46 A W 62-55.

TEXAS TECH (29-27)

Table with 3 columns: Date, Home/Away, Score. Includes records like 3/18/61 N L 67-69 and 12/10/73 H L 73-75.

Table with 3 columns: Date, Home/Away, Score. Includes records like 1/18/95 H L 66-84 and 2/15/95 A L 72-98.

TEXAS WESLEYAN (6-0)

Table with 3 columns: Date, Home/Away, Score. Includes records like 2/13/63 H W 125-74 and 2/20/64 H W 105-77.

TOLEDO (3-2)

Table with 3 columns: Date, Home/Away, Score. Includes records like 12/27/85 A L 74-80 and 12/14/88 H W 75-58.

TOWSON (0-0)

Home: 0-0 • Road: 0-0 • Neutral: 0-0. First meeting.

TRINITY (18-1)

Table with 3 columns: Date, Home/Away, Score. Includes records like 1/7/47 A W 74-37 and 2/8/47 H W 68-34.

TROY (1-0)

Home: 1-0 • Road: 0-0 • Neutral: 0-0. 12/14/09 H W 93-85.

TULANE (32-18)

Table with 3 columns: Date, Home/Away, Score. Includes records like 12/11/46 A L 49-62 and 12/11/70 H W 91-60.

Table with 3 columns: Date, Home/Away, Score. Includes records like 2/29/12 H W 82-53 and 2/9/13 H L 85-88.

TULSA (32-29)

Table with 3 columns: Date, Home/Away, Score. Includes records like 2/10/51 H L 45-50 and 3/5/51 A L 44-60.

UCF (22-11)

Table with 3 columns: Date, Home/Away, Score. Includes records like 1/14/06 H L 56-66 and 2/15/06 A W 78-71.

UAB (7-18)

Table with 3 columns: Date, Home/Away, Score. Includes records like 1/11/97 H L 66-69 and C-USA Tournament (St. Louis) 3/5/97 N L 54-55.

UC DAVIS (1-0)

Home: 1-0 • Road: 0-0 • Neutral: 0-0. 12/1/61 H W 95-47.

UC IRVINE (2-0)

Home: 1-0 • Road: 2-0 • Neutral: 0-0. 12/6/91 A W 73-51 and 1/4/93 H W 86-78.

UC SANTA BARBARA (4-1)

Home: 2-0 • Road: 1-0 • Neutral: 1-1. 12/30/69 N W 98-85 and Bluebonnet Classic (Houston) 12/18/76 H W 77-62.

UCLA (2-7)

Home: 1-1 • Road: 0-3 • Neutral: 1-3. 12/22/61 N W 91-65 and NCAA Tournament Final Four (Louisville, Ky.) 3/24/67 N L 58-73.

UCONN (9-6)

Home: 5-2 • Road: 3-4 • Neutral: 1-0. 12/30/99 H L 76-82 and Played in Gampel Pavilion (Storrs, Conn.) 11/30/00 A L 60-72.

UIW (1-0)

Home: 1-0 • Road: 0-0 • Neutral: 0-0. 11/25/17 H W 97-58.

ULM (3-2)

Home: 3-0 • Road: 0-2 • Neutral: 0-0. 2/16/74 H W 85-83 and 12/28/95 H W 98-64.

UNLV (6-4)

Home: 3-2 • Road: 3-2 • Neutral: 0-0. 1/31/67 A W 103-83 and 12/23/67 A W 94-85.

USC (4-8)

Home: 4-3 • Road: 0-5 • Neutral: 0-0. 2/23/62 H W 56-51 and 2/24/62 H W 76-68.



SERIES RECORDS

UT ARLINGTON (6-0)
Home: 5-0 • Road: 1-0 • Neutral: 0-0
 2/22/68 H W 130-75
 2/8/69 H W 82-65
 12/4/69 H W 88-70
 2/26/70 A W 102-84
 12/7/02 H W 60-59
 12/11/19 H W 71-63

UT RIO GRANDE VALLEY (13-0)
Home: 10-0 • Road: 3-0 • Neutral: 0-0
 11/28/77 H W 85-81
Bluebonnet Classic (The Summit - Houston)
 12/15/78 H W 107-95
 12/20/78 A W 89-79
 12/13/80 H W 84-70
 1/15/87 H W 87-37
 12/5/87 A W 65-59
 1/7/89 H W 72-63
 1/3/13 H W 96-71
 11/11/13 A W 77-65
 12/4/14 H W 72-58
 11/30/15 H W 78-65
 12/17/16 H W 83-58
 11/28/18 H W 58-53

UTAH (1-0)
Home: 0-0 • Road: 0-0 • Neutral: 1-0
Suntary Classic (Tokyo)
 12/17/82 N W 82-57

UTAH STATE (2-1)
Home: 1-0 • Road: 0-1 • Neutral: 1-0
All-College Tournament (Oklahoma City)
 12/28/61 N W 51-46
 1/31/70 A L 84-91
 12/20/18 W W 60-50

UTAH VALLEY (1-0)
Home: 1-0 • Road: 0-0 • Neutral: 0-0
 11/14/11 H W 84-71

UTEP (11-16)
Home: 8-2 • Road: 1-11 • Neutral: 2-3
 12/28/79 A L 65-78
 3/19/93 A L 61-67
 12/28/00 A L 67-75
 12/4/02 H W 56-47
 12/8/03 A L 61-88
 2/1/06 H W 63-57
 2/25/06 A L 63-69
 2/3/07 A L 71-79
 3/3/07 H W 74-67
 1/19/08 H W 77-72
 3/8/08 A L 81-87
C-USA Tournament (Memphis, Tenn.)
 3/13/08 N L 77-80
 1/14/09 A W 94-86
 1/28/09 H L 55-62
C-USA Tournament (Memphis, Tenn.)
 3/12/09 N W 89-85 (OT)
 1/13/10 H W 75-65
 2/3/10 A L 58-65
C-USA Championship Final (Tulsa, Okla.)
 3/13/10 N W 81-73
 1/22/11 H L 52-57
 2/19/11 A L 64-76
 1/7/12 A L 50-70
 1/28/12 H W 81-76 (OT)
C-USA Tournament (Memphis, Tenn.)
 3/7/12 N L 62-67 (OT)
 2/13/13 H W 79-61
 2/27/13 A L 53-63
C-USA Championship (Tulsa, Okla.)
 3/13/13 N L 69-80
 12/19/19 H W 77-57

UTSA (7-3)
Home: 6-1 • Road: 1-2 • Neutral: 0-0
 12/12/81 H W 105-69
 12/5/85 A W 104-59
 12/17/92 H W 94-76
 2/2/94 A L 83-85 (OT)
 11/29/94 H W 94-90
 11/30/96 H W 69-49
 1/1/10 A L 82-83
 12/11/10 H L 63-68
 12/20/11 H W 77-75
 11/14/13 H W 80-62

VALPARAISO (4-1)
Home: 3-0 • Road: 0-0 • Neutral: 1-1
Birmingham Classic (Birmingham, Ala.)
 12/9/55 N L 80-84
Motor City Classic (Detroit)
 12/29/64 N W 84-81
 2/24/68 H W 158-81
 12/11/99 H W 90-72

CBI Quarterfinals (Hofheinz Pavilion - Houston)
 3/24/08 H W 91-67

VANDERBILT (1-1)
Home: 0-0 • Road: 0-1 • Neutral: 1-0
Sugar Bowl Classic (New Orleans);
 12/29/86 N W 73-72
NIT (Nashville)
 3/13/02 A L 50-59

VCU (0-3)
Home: 0-1 • Road: 0-1 • Neutral: 0-1
 1/26/05 H L 61-62
 12/2/06 A L 84-102
Puerto Rico Tip-Off (San Juan, P.R.)
 11/15/08 N L 72-73

VERMONT (1-0)
Home: 0-0 • Road: 0-0 • Neutral: 1-0
Gulf Coast Showcase Championship (Estero, Fla.)
 11/23/16 N W 72-71

VILLANOVA (3-4)
Home: 1-0 • Road: 0-0 • Neutral: 2-4
Kentucky Invitational (Lexington, Ky.)
 12/30/53 N L 66-73
Jayhawk Classic (Lawrence, Kan.)
 12/18/70 N W 99-84
NCAA Tournament East Region First Round (Charlotte, N.C.)
 3/13/81 N L 72-90
NCAA Tournament Midwest Regional (Kansas City, Mo.)
 3/27/83 N W 89-71
Sugar Bowl Classic (New Orleans)
 12/28/86 N L 60-63
 11/23/91 H W 79-49
NCAA Tournament First Round (AT&T Center - San Antonio, Texas)
 3/26/22 N L 44-50

VIRGINIA (5-3)
Home: 3-0 • Road: 1-1 • Neutral: 1-2
Suntary Classic (Tokyo)
 12/16/82 N L 63-72
 2/18/84 H W 74-65
NCAA Tournament Final Four (Seattle)
 3/31/84 N W 49-47 (OT)
Played at Capital Centre (Landover, Md.)
 11/23/85 N L 77-92
 2/7/88 H W 81-58
 12/9/89 A L 54-72
 11/16/21 H W 67-47
 12/17/22 A W 69-61

VIRGINIA TECH (2-1)
Home: 1-0 • Road: 0-1 • Neutral: 1-0
 3/2/68 H W 120-79
 3/1/69 A L 68-74
All-College Tournament (Oklahoma City)
 12/26/73 N W 85-66

WABASH COLLEGE (1-0)
Home: 1-0 • Road: 0-0 • Neutral: 0-0
 12/6/73 H W 119-71

WAKE FOREST (2-0)
Home: 0-0 • Road: 0-0 • Neutral: 2-0
NCAA Tournament Midwest Regional (St. Louis)
 3/25/84 N W 68-63
Paradise Jam (Lynchburg, Va.)
 11/19/17 N W 78-73

WASHINGTON (3-5)
Home: 2-1 • Road: 0-4 • Neutral: 1-0
 12/12/58 A L 62-68
 12/13/58 A L 55-59
 12/20/66 H W 87-65
 1/28/67 A L 78-81
 12/23/02 H L 61-85
 12/20/03 H W 79-64
 12/24/04 A L 63-110
Hawaiian Airlines Diamond Head Classic (Honolulu)
 12/25/19 N W 75-71

WASHINGTON STATE (2-0)
Home: 1-0 • Road: 1-0 • Neutral: 0-0
 12/20/71 H W 84-73
 12/15/72 A W 72-60

WEST VIRGINIA (0-0)
Home: 0-0 • Road: 0-0 • Neutral: 0-0
 First meeting

WEST TEXAS A&M (11-3)
Home: 8-1 • Road: 3-2 • Neutral: 0-0
 12/2/59 H W 105-60
 1/14/67 H W 103-72
 2/23/67 A W 120-76
 1/13/68 H W 98-53
 1/4/69 H L 76-86
 1/10/70 H W 91-83
 3/2/70 A W 96-80
 1/9/71 H W 90-71
 3/1/71 A L 77-86
Bluebonnet Classic (Houston)
 1/5/73 H W 130-84
 1/19/74 H W 88-58
 12/9/74 A W 80-71
 11/30/81 H W 84-73
 12/20/86 A L 66-68

WEST TEXAS STATE (1-0)
Home: 0-0 • Road: 1-0 • Neutral: 0-0
 3/4/68 A W 107-76

WICHITA STATE (19-18)
Home: 13-3 • Road: 5-13 • Neutral: 1-2
 12/30/49 H W 72-66
 12/23/50 H W 86-74
 1/27/51 A L 68-69
 2/11/52 A L 49-70
 2/12/52 A W 54-53
 1/3/53 A L 68-86
 2/25/53 H W 75-62
 1/7/54 A L 64-78
 2/22/54 H L 81-86
All-College Tournament (Oklahoma City)
 12/21/54 N L 87-91
 1/8/55 A L 67-78 (OT)
 2/12/55 H W 82-79
 1/2/56 H W 82-77
 2/25/56 A L 72-82
 1/4/57 A L 56-74
 1/14/57 H L 53-68
 2/17/58 H W 72-70
 2/24/58 A L 65-70
 1/3/59 H W 78-75
 2/16/59 A L 63-65
 1/2/60 H L 63-69
 1/30/60 A L 65-74
All-College Tournament (Oklahoma City)
 12/28/60 N L 68-71
Preseason NIT (Wichita, Kan.)
 11/16/89 A W 67-66
NIT Opening Round (Wichita, Kan.)
 3/16/05 A L 69-85
 1/4/18 A L 63-81
Played in H&PE Arena (Houston)
 1/20/18 H W 73-59
The American Championship (Orlando)
 3/10/18 N W 77-74
 1/12/19 H W 79-70
 1/18/20 A W 65-54
 2/9/20 H W 76-43
 1/6/21 H W 70-63
 2/18/21 A L 63-68
 1/8/22 H W 76-66
 2/20/22 A W 76-74 (2OT)
 2/2/23 A W 70-61
 3/2/23 H W 83-66

WISCONSIN (1-2)
Home: 1-0 • Road: 0-1 • Neutral: 0-1
 12/1/64 A L 65-76
 12/11/65 H W 82-57
Maui Jim Maui Invitational (Las Vegas)
 11/23/21 N L 63-65

WKU (4-1)
Home: 2-0 • Road: 1-0 • Neutral: 1-1
Kentucky Invitational (Lexington, Ky.)
 12/29/53 N L 61-91
Sugar Bowl Classic (New Orleans)
 12/31/68 N W 87-66
 11/15/08 H W 73-64
 2/9/10 A W 74-72
 2/25/21 H W 81-57

WYOMING (3-2)
Home: 2-0 • Road: 0-1 • Neutral: 1-1
All-College Tournament (Oklahoma City)
 12/26/63 N L 72-75 (OT)
Kettle Classic (Houston)
 12/20/80 H W 70-61
 1/11/93 H W 83-56
 12/23/93 A L 66-78
Global Sports Classic Third-Place Game (Cox Pavilion - Las Vegas)
 12/22/15 N W 94-89 (2OT)

XAVIER (2-0)
Home: 2-0 • Road: 0-0 • Neutral: 0-0
 12/9/72 H W 114-73
Bluebonnet Classic (Houston)
 12/16/77 H(1) W 100-75

YALE (1-0)
Home: 1-0 • Road: 0-0 • Neutral: 0-0
 1/4/64 H W 81-59





YEAR-by-YEAR RESULTS

* indicates conference game; Home games listed in bold.
Fertitta Center opened on Dec. 1, 2018.
Home games following the 1968-69 season were played at Hofheinz Pavilion until Dec. 1, 2018 unless noted.
Rankings to far left indicate Houston's national ranking in national polls (Associated Press/Coaches polls)
Final rankings listed under team accomplishments indicates ranking in final poll of that season.
Conference championship and NCAA Final Four seasons highlighted by red header



ALDEN PASCHE
1946-56
135-116

- 2 NAIB Tournament appearances
2 Lone Star Conference championships
1 Gulf Coast Conference championship
1 Missouri Valley Conference championship

1946 (10-4 • 8-2 LSC)
Lone Star Conference Champions
NAIB Tournament
Captains: Guy Lewis, Willie Wells

Table with columns: Year, W, L, Opponent, Location. Rows include J10 W 62-35 North Texas, J17 L 40-41 Sam Houston State, F2 W 62-57 Texas State, F4 W 42-40 at Southwestern, F8 L 39-40 at Sam Houston State, F9 W 45-38 at Stephen F. Austin, F16 W 54-51 East Texas State, F19 L 57-58 Southwestern, F20 W 62-55 at Texas State, F23 W 65-39 Stephen F. Austin, M1 W 61-56 at North Texas, M2 W 61-54 at East Texas State

NAIB Tournament - Kansas City, Mo.
M11 W 63-34 vs. High Point (N.C.)
M13 L 43-62 vs. Indiana State

1946-47 (15-7 • 11-1 LSC)
Lone Star Conference Champions
NAIB Tournament
Captains: Guy Lewis, Willie Wells

Table with columns: Year, W, L, Opponent, Location. Rows include D7 L 39-51 Loyola (La.), D11 L 49-62 at Tulane, D12 L 48-53 at Loyola (La.), D16 W 63-56 Southeast Oklahoma, D17 W 47-44 Southeast Oklahoma, D20 L 61-73 Pepperdine (1)

Table with columns: Year, W, L, Opponent, Location. Rows include Houston Intercolligate (Houston) D21 L 43-54 Stephen F. Austin (1), D28 W 62-41 Texas A&M, J6 W 55-39 at Texas State, J7 W 74-37 at Trinity, J17 L 55-59 Sam Houston State, J29 W 49-48 at Sam Houston State, F1 W 65-61 East Texas State, F8 W 68-34 Trinity, F14 W 70-53 North Texas, F15 W 98-60 Texas State, F1 W 67-61 at Stephen F. Austin, F22 W 60-57 Stephen F. Austin, F28 W 60-51 at East Texas State, M1 W 57-55 at North Texas

NAIB Tournament - Kansas City, Mo.
M11 W 60-58 Montana
M12 L 42-44 (30T) Northern Arizona

1947-48 (11-11 • 6-6 LSC)
Captain: Louis Brown

Table with columns: Year, W, L, Opponent, Location. Rows include D2 W 54-31 Abilene Christian, D4 W 42-39 at McMurry College, D5 L 41-48 at Abilene Christian

Table with columns: Year, W, L, Opponent, Location. Rows include D8 L 33-37 Southeast Oklahoma, Played in Shreveport, La., D10 L 34-43 vs. Louisiana-Lafayette, D11 L 38-54 at Loyola (La.), D12 L 49-62 at Loyola (La.), D19 W 63-40 East Texas Baptist, J6 L 44-46 Sam Houston State, J13 W 61-49 Texas State, J16 L 43-47 at East Texas State, J17 L 47-71 at North Texas, J26 W 40-28 Oklahoma City, J28 L 37-50 East Texas State, J30 W 55-51 North Texas, F2 W 57-50 at Trinity, F3 L 49-51 at Stephen F. Austin, F10 W 70-52 at East Texas Baptist, F13 L 40-67 at Sam Houston State, F16 W 55-50 Trinity, F20 W 61-60 at Texas State, M3 W 52-40 Stephen F. Austin

1948-49 (11-11 • 7-5 LSC)
Captains: Louis Brown, Bill McPhail

Table with columns: Year, W, L, Opponent, Location. Rows include N29 L 50-51 Shur-Start Battery, D1 L 39-46 at Centenary, D3 L 44-50 at Oklahoma City, D4 L 37-46 at Oklahoma City, D11 L 46-53 Centenary, D16 W 58-45 Loyola (La.), D17 W 44-43 Loyola (La.), J3 W 66-51 Shur-Start Battery, J5 W 53-49 Brooke Medical Center, J10 L 64-66 Sam Houston State, J15 W 64-57 North Texas, J17 W 67-46 East Texas State, J21 W 53-52 at Texas State, J22 W 72-52 at Trinity, J25 L 41-46 Oklahoma City, F5 W 59-47 Stephen F. Austin, F7 L 51-55 at Sam Houston State, F10 L 60-66 at East Texas State, F11 W 75-59 at North Texas, F14 L 44-67 at Stephen F. Austin, F19 L 52-57 Trinity, F21 W 71-68 Texas State

1949-50 (16-7 • 6-0 GCC)
Gulf Coast Conference Champions
Captains: Marvin Reichle, Richard Berg

Table with columns: Year, W, L, Opponent, Location. Rows include D1 W 48-36 Hardin Simmons, D2 W 57-33 Loyola (La.), D6 L 57-73 at Bradley, D8 W 65-51 at Loras College, D9 L 56-70 at Beloit College, D10 L 65-69 at Marquette, D13 L 47-52 at Creighton, D20 L 44-46 at Texas, D30 W 72-66 Wichita State, J3 W 47-46 Pepperdine, J5 W 58-52 at Sam Houston State, J7 W 67-62 at Trinity, J11 W 63-38 Midwestern, J13 W 66-58 at North Texas, J14 L 51-60 at Oklahoma City, J21 W 52-45 Oklahoma City, F1 W 85-57 Sam Houston State, F4 W 62-55 Stephen F. Austin, F6 W 65-55 North Texas, F8 W 80-49 Trinity, F11 W 55-51 at Stephen F. Austin, F17 W 68-40 at Midwestern, F25 L 50-58 at Loyola (La.)

1950-51 (11-17 • 2-12 MVC)
Captain: Lloyd Hendrix

Table with columns: Year, W, L, Opponent, Location. Rows include D2 L 73-94 at Bradley, D5 L 44-71 at Saint Louis, D8 W 63-57 Sam Houston State, D12 L 63-71 Saint Louis

Table with columns: Year, W, L, Opponent, Location. Rows include D13 W 53-52 at Stephen F. Austin, D19 W 52-45 Texas A&M, D23 W 86-74 Wichita State, J1 L 60-66 at Drake, J2 W 77-67 at Drake, J4 L 48-66 at Missouri, J10 W 53-51 Oklahoma City, J13 L 53-54 at Midwestern, J16 W 72-63 at Trinity, J18 W 67-48 at Sam Houston State, J20 W 54-46 North Texas, J27 L 68-69 at Wichita State, F3 W 58-36 Midwestern, F6 L 47-60 #5/Bradley, F10 L 45-50 Tulsa, F13 L 61-70 at Detroit, F14 L 73-93 at Detroit, F21 L 52-61 #2/Oklahoma State, F23 L 57-60 at North Texas, F24 L 54-57 at Oklahoma City, F27 W 72-61 Trinity, M2 L 46-55 at Texas A&M, M5 L 44-60 at Tulsa, M7 L 39-57 at #2/Oklahoma State

1951-52 (7-14 • 3-7 MVC)
Captains: Robert Bradford, Royce Ray

Table with columns: Year, W, L, Opponent, Location. Rows include D8 W 38-29 at Texas A&M, D15 L 39-42 Oklahoma City, D19 L 65-67 Murray State, D21 L 56-73 Detroit, Played at Rice Field House (Houston) D22 W 74-71 Detroit, J2 L 57-64 #5/Saint Louis, J4 W 42-41 Tulsa, J11 L 44-71 at Oklahoma State

Table with columns: Year, W, L, Opponent, Location. Rows include Played at Public School Field House (Houston) J19 W 60-57 (OT) Sam Houston State, J25 W 52-44 Texas A&M, J30 W 67-62 (OT) at Sam Houston State, F1 L 52-55 Tulsa, F2 L 46-51 at #16/Oklahoma City, F11 L 49-70 at Wichita State, F12 W 54-53 at Wichita State, F18 L 47-74 at Bradley, F20 L 55-63 at #9/Saint Louis, F27 L 50-54 Bradley, M1 L 47-76 Drake, M3 L 68-82 Drake, M8 L 43-57 Oklahoma State

1952-53 (9-13 • 5-5 MVC)
Captains: Jack McNutt, Elton Cotton

Table with columns: Year, W, L, Opponent, Location. Rows include D2 W 67-54 Hardin-Simmons (1), D10 L 59-65 at Texas A&M, D16 W 72-69 (OT) at Detroit, D17 L 64-74 at Detroit, D19 W 70-66 at Murray State, J3 L 68-86 at Wichita State, J5 L 52-68 at #16/Oklahoma City, J6 L 60-91 at #17/Tulsa, J12 L 68-86 Saint Louis (2), J21 W 66-56 Sam Houston State (2), J24 W 61-56 #11 Tulsa (1), J26 L 62-77 at Baylor, J28 W 71-70 at Saint Louis, J30 L 66-88 at Drake, F2 L 63-66 Pittsburgh (2), F7 L 58-64 #16/Oklahoma City (1), F17 L 65-79 at Texas, F18 W 50-46 #9/Oklahoma State (1), F21 W 48-44 Texas A&M (1), F25 W 75-62 Wichita State (1), M2 L 64-73 Drake (1), M5 L 48-68 at #7 Oklahoma State

1 - Played at Houston Coliseum (Houston);
2 - Played at Public School Field House (Houston)

1953-54 (11-15 • 3-7 MVC)
Captains: Jim Hatton, Jackie Bell

Table with columns: Year, W, L, Opponent, Location. Rows include D4 W 89-88 at Sam Houston State, D8 W 62-56 Texas A&M, D12 L 64-68 at Texas, D15 W 78-65 Lamar, D18 W 77-62 Detroit, D19 W 71-63 Detroit, Kentucky Invitational (Lexington, Ky.) D29 L 61-91 vs. #7 Western Kentucky (1), D29 W 81-60 vs. Siena (1), D30 L 66-73 vs. Villanova (1), J7 L 64-78 at Wichita State, J9 L 61-76 at #4 Oklahoma State, J13 L 62-70 #8 Oklahoma City, J16 W 69-66 at Saint Louis, J18 L 71-86 at Bradley, J23 W 82-69 at Lamar, J25 L 48-64 #5 Oklahoma State, J27 W 69-62 Murray State, J30 L 79-80 Texas, F1 L 79-80 Saint Louis, F6 L 57-59 Tulsa, F13 L 62-96 at Missouri, F17 W 81-66 Sam Houston State, F22 L 81-86 #15 Wichita State, F24 W 52-51 at Texas A&M, F27 L 57-73 at Tulsa, M1 L 54-58 at #5/Oklahoma City

1954-55 (15-10 • 3-7 MVC)
Captain: Jim Hatton

Table with columns: Year, W, L, Opponent, Location. Rows include D2 W 85-63 at Texas A&M, D6 W 102-89 Sam Houston State, D11 W 79-58 at Texas, D13 W 92-65 Texas A&I, D17 W 77-69 at Detroit, D18 L 80-83 at Detroit

Table with columns: Year, W, L, Opponent, Location. Rows include All-College Tournament (Oklahoma City) D20 L 65-72 at #14/Oklahoma City (1), D21 L 87-91 vs. #17/Wichita State (1), D22 W 57-48 vs. Oklahoma State (1), D23 W 84-76 (20T) #7/Missouri, J6 L 84-85 (20T) at Saint Louis, J8 L 67-78 (OT) at Wichita State, J12 W 75-63 Oklahoma City, J15 W 107-66 Texas A&M, J24 L 64-67 Tulsa, J26 W 60-58 Oklahoma State, J29 W 59-52 Texas, F1 W 91-65 at Murray State, F5 W 64-55 Bradley, F7 L 49-65 at Oklahoma City, F12 W 82-79 Wichita State, F17 W 108-100 at Sam Houston State, F19 L 49-58 at Oklahoma State, F21 L 59-69 at #19/Tulsa, F28 L 87-90 Saint Louis

1955-56 (19-7 • 9-3 MVC)
NCAA Midwest Region First Round
Missouri Valley Conference Champions
Captains: Jack Foster, Lupe Lopez

Table with columns: Year, W, L, Opponent, Location. Rows include D1 W 77-55 Sam Houston State, D7 W 86-59 Texas A&I, Birmingham Classic (Birmingham, Ala.) D9 L 80-84 vs. Valparaiso (1), D10 W 101-58 vs. TCU (1), D14 W 78-44 at Texas A&M, D16 W 89-76 Detroit, D17 W 86-84 Detroit, D21 W 86-79 Kansas State, J2 W 82-77 Wichita State, J7 L 73-76 Saint Louis, J9 W 78-64 Oklahoma City, J12 W 69-60 at Tulsa, J14 L 44-63 at #20/Oklahoma State, J23 W 71-62 (OT) Tulsa, J25 W 95-77 at Miami (Fla.)

HISTORY



YEAR-BY-YEAR RESULTS

J28	W	104-62	Trinity
J30	W	87-59	at Sam Houston State
F4	W	105-74	Texas A&M
F9	W	82-70	* at Bradley
F11	W	67-66	* at #11/ Saint Louis
#18/ F18	W	62-60	* Oklahoma State
#14/ F20	W	68-53	* Bradley
#14/ F25	L	72-82	* at Wichita State
#18/ F27	L	67-76	at Oklahoma City
<i>NCAA Tournament Midwest Region First Round – Lawrence, Kan.</i>			
#17/ M16	L	74-89	vs. #8/ SMU
#17/ M17	L	70-89	vs. Kansas State

J27	W	70-64	#7/ Oklahoma State
F1	L	57-70	* at Tulsa
F3	L	67-77	* Drake
F4	L	74-92	at Texas A&M
F12	W	73-70	* at North Texas
F15	L	71-83	Loyola (La.)
F17	W	72-70	* Wichita State
F22	L	60-73	at #8/ Oklahoma State
F24	L	65-70	* at Wichita State
M1	W	81-76	* at Saint Louis
M3	L	87-88 (OT)	* at Drake
M8	L	76-83	* Saint Louis
<i>Home games played at Public School Field House (Houston)</i>			

1960-61 (17-11)

- NCAA Midwest Region Semifinals
Captains: Gary Phillips, Ted Luckenbill

D1	W	73-53	at North Texas
D6	L	61-66	at Texas A&M
D8	L	52-55	at Sam Houston State
D10	W	68-64	at Lamar
<i>Lion's Club Tournament (Sam Houston Coliseum, Houston)</i>			
D15	L	51-55	vs. Oklahoma (1)
D16	W	56-54	vs. Oklahoma State (1)
D17	W	78-65	at Oklahoma City

D13	W	76-69	North Texas (1)
D15	L	67-69	at Texas A&M
D17	W	75-61	Missouri (1)
<i>Holiday Classic (Sam Houston Coliseum, Houston)</i>			
D21	L	88-90 (40T)	Michigan
D22	L	73-74	LSU
<i>Sugar Bowl Classic (New Orleans)</i>			
D28	W	79-76 (OT)	vs. #10/ Mississippi State
D29	L	69-71 (OT)	vs. Auburn
D31	L	68-87	at Minnesota
J2	L	56-79	at #1/ Cincinnati
J5	W	91-80	Oklahoma City (4)

All-College Tournament (Oklahoma City)

D28	L	68-71	vs. #18/ Wichita State (2)
D29	W	85-72	vs. TCU (2)
D30	W	86-82	at Oklahoma City (2)
J3	W	100-73	Lamar (3)
J5	L	71-74 (OT)	at Cincinnati
J12	W	60-59	#2/ Bradley (4)
J14	W	75-69	Saint Louis (4)
J19	W	89-85	Texas A&M (4)
J21	L	78-89	at Miami (Fla.)
J28	W	92-56	Loyola (La.) (3)
J31	W	101-66	Pacific (3)
F2	W	88-73	at Tulsa
F9	W	86-57	North Texas (3)
F11	W	107-78	Oklahoma City (3)
F16	L	74-90	at #5/ Bradley
F18	L	62-73	at Saint Louis
F23	L	80-85	#3/ Cincinnati (3)
M4	W	89-65	Tulsa (3)

1963-64 (16-10)

Captain: Chet Oliver

D2	L	58-60	Minnesota (1)
D5	L	58-61	at Texas A&M
D7	W	73-64	Pacific (2)
D9	L	59-65	at TCU
D11	W	58-56	at North Texas
D12	L	61-72	at Colorado
D14	W	64-58	at Nebraska
<i>Bluebonnet Classic (Sam Houston Coliseum, Houston)</i>			
D19	W	69-61	Mississippi State
D20	W	72-62	Oklahoma City
D23	L	62-79	at Ohio State

NCAA Tournament Midwest Region First Round – (Houston)

M15 W 77-61 Marquette (5)

NCAA Tournament Midwest Regional – Lawrence, Kan.

M17	L	64-75	vs. #4/ Kansas State
M18	L	67-69	vs. Texas Tech

3 – Played at Jeppesen Field House (Houston);
4 – Played at Sam Houston Coliseum (Houston);
5 – Played at Delmar Gym (Houston)

All-College Tournament (Oklahoma City)

D26	L	72-75 (OT)	vs. Wyoming
D27	W	76-61	vs. Idaho
D28	W	56-55	vs. Montana State
J2	W	64-63	Air Force (2)
J4	W	81-59	Yale (2)
J13	W	93-64	Southwestern (2)
J23	W	83-63	TCU (2)
J25	W	61-60	Baylor (1)
J28	W	73-65	Texas A&M (1)
J30	L	65-66	North Texas (2)
F8	W	74-57	Trinity (2)
F10	L	59-66 (OT)	Cincinnati (5)
F13	W	93-83	Miami (Fla.) (2)
F15	L	68-98	at Loyola (Ill.)
F20	W	105-77	Texas Wesleyan (2)
F26	L	54-64	at Loyola (La.)

1 – Played at Sam Houston Coliseum (Houston);
2 – Played at Jeppesen Gym (Houston);
5 – Played at Delmar Gym (Houston)

1961-62 (21-6)

- NIT Quarterfinals
Captain: Jack Thompson

D1	W	95-47	UC Davis
D5	L	49-64	at Texas A&M
D7	W	72-70 (OT)	at Lamar
D12	W	75-71	TCU

City of Roses Tournament (Portland, Ore.)

D15	L	63-66	vs. #10/ Seattle
D16	W	67-55	at Portland
D20	W	63-62 (20T)	Mississippi

Lions' Club Tournament (Houston)

D22	W	91-65	UCLA
D23	W	54-49	Auburn

All-College Tournament (Oklahoma City, Okla.)

D26	W	82-76	vs. TCU
D28	W	51-46	vs. Utah State
D29	L	45-47	vs. Bowling Green
J3	W	57-44	at North Texas
J5	W	68-57	at Loyola (La.)
J11	W	69-61	at Tulsa
J15	W	86-64	Lamar
J25	W	61-56	at TCU
J30	W	73-69	Texas A&M
F1	L	52-60	#3/ Cincinnati
F5	W	84-76	Florida State
F8	W	80-69	Miami (Fla.)
F10	W	105-75	North Texas
F16	L	47-59	at #3/ Cincinnati
F20	W	98-71	Tulsa
F23	W	56-51	USC
F24	W	76-68	USC

NIT – New York

M17	L	77-94	vs. Dayton
-----	---	-------	------------

1962-63 (15-11)

Captain: Lyle Harger

D1	W	86-52	Texas A&I (1)
D3	W	68-61	Nebraska (1)
D8	W	70-61	Baylor (1)
D10	W	76-69	at TCU

Bluebonnet Classic (Rice Gym, Houston)

D16	W	50-48	Auburn (3)
D17	W	59-49	Texas A&M (3)
D19	W	70-61	Colorado (4)
D26	W	74-68	Rhode Island (1)

Motor City Classic (Detroit)

D28	L	57-59	vs. Penn State (5)
D29	W	84-81	vs. Valparaiso (5)
J2	W	116-79	Trinity (1)
J4	W	61-54	Oklahoma City (1)



GUY V. LEWIS
1956-86
592-279

- 2 NCAA National Championship Game appearances
- 5 NCAA Final Four appearances
- 14 NCAA Tournament appearances
- 1 NIT Championship Game appearance
- 3 NIT appearances
- 4 Southwest Conference Tournament championships
- 2 Southwest Conference championships

1956-57 (10-16 • 5-9 MVC)

Captains: Dan Dotson, Andy McIvreen, Dean Evans

D1	L	78-97	at Kansas State
D3	L	73-92	at Iowa State
D6	W	67-59	Texas A&I
D8	L	78-82	Memphis
D11	W	85-83	at Sam Houston State
D15	W	95-65	Sam Houston State
D20	L	74-87	Loyola (La.)
D22	L	63-67	at Miami (Fla.)

Sugar Bowl Classic (New Orleans)

D28	W	76-68	vs. Alabama (1)
D29	L	76-111	vs. #3/ Kentucky (1)
J2	W	74-72	* at Drake
J4	L	56-74	* at Wichita State
J7	L	64-65	* Tulsa
J12	W	64-52	* #12/ Oklahoma State
J14	L	53-68	* Wichita State
J17	L	64-81	* at #12/ Bradley
J19	L	70-85	* at Saint Louis
J28	W	86-62	* Drake
J30	L	81-91	* Detroit
F1	L	58-78	* at Tulsa
F9	W	93-71	Trinity
F11	W	82-72	* Detroit
F16	L	86-96	at Memphis
F23	L	62-76	* at Oklahoma State
F25	W	88-79	* #5/ Bradley
M2	L	84-102	* #14/ Saint Louis

1957-58 (9-16 • 4-10 MVC)

Captain: Russell Boone

D2	L	75-85	at Oklahoma City
D5	W	76-50	Texas A&I
D7	L	71-78	Oklahoma City
D12	L	64-84	at Dartmouth
D14	W	77-70	at Canisius
D17	W	76-69	* North Texas
D21	L	53-70	* #4/ Cincinnati
J2	W	85-76	at Sam Houston State
J6	L	73-75 (OT)	* #12/ Bradley
J11	L	80-116	* at #10/ Bradley
J13	L	57-93	* at #7/ Cincinnati
J18	W	64-63	Sam Houston State
J25	L	46-50	* Tulsa

1958-59 (12-14 • 6-8 MVC)

Captains: Jack Welch, Bernie Kapner

D1	W	80-59	Texas A&I
D3	W	95-63	Sam Houston State
D5	L	45-57	at Texas A&M
D8	W	101-68	Arizona State
D12	L	62-68	at Washington
D13	L	55-59	at Washington
D16	L	68-73	at Santa Clara
J1	W	87-52	McMurry College
J3	W	78-75	* Wichita State
J5	W	84-66	* Tulsa
J10	L	54-62	* #7/ Cincinnati
J12	L	50-60	* #9/ Bradley
J17	L	67-94	at #17/ Oklahoma City
J24	L	64-71	Texas A&M
J26	W	88-58	* North Texas
J31	L	47-71	* at #15/ Saint Louis
F2	L	63-69	* at Drake
F7	W	80-63	#13/ Oklahoma City
F9	L	56-62	* at North Texas
F12	W	71-54	Loyola (La.)
F14	W	68-56	* at Tulsa
F16	L	63-65	* at Wichita State
F21	W	64-57	* #8/ Saint Louis
F23	W	77-66	* Drake
F28	L	66-78	* at #4/ Cincinnati
M2	L	60-74	* at #7/ Bradley

Home games played at Jeppesen Field House (Houston)

1959-60 (13-12 • 6-8 MVC)

Captains: Gary Phillips, Ted Luckenbill

D1	W	89-66	Lamar
D2	W	105-60	West Texas A&M
D5	W	92-51	McMurry College
D7	L	49-67	at Texas A&M
D9	L	63-72	Miami (Fla.)
D14	W	88-59	* North Texas
D17	L	62-64	Texas A&M
J2	L	63-69	* Wichita State
J4	W	68-62	* Tulsa
J7	L	46-76	* at #12/ Saint Louis
J9	W	56-55	* at Drake
J16	W	80-73	Oklahoma City
J23	W	88-79	at #11/ Miami (Fla.)
J25	L	61-63	at Loyola (La.)
J30	L	65-74	* at Wichita State
F1	W	80-69	at Oklahoma City
F4	W	92-53	Sam Houston State
F6	L	55-67	* at #1/ Cincinnati
F8	L	57-78	* at #2/ Bradley
F13	L	58-59	* at Tulsa
F15	W	86-64	* at North Texas
F20	L	47-57	* #1/ Cincinnati
F22	W	63-58	* #2/ Bradley
F27	L	57-78	* #16/ Saint Louis
F29	W	89-70	* Drake

Home games played at Jeppesen Field House (Houston)

1962-63 (15-11)

Captain: Lyle Harger

D1	W	86-52	Texas A&I (1)
D3	W	68-61	Nebraska (1)
D8	W	70-61	Baylor (1)
D10	W	76-69	at TCU

HISTORY



YEAR-BY-YEAR RESULTS

Table of basketball results from 1965-66 to 2023-24, listing year, score, and opponent.

NCAA Tournament Midwest Region First Round - Lubbock, Texas

Table of basketball results for NCAA Tournament Midwest Region First Round.

NCAA Tournament Midwest Regional - Manhattan, Kan.

Table of basketball results for NCAA Tournament Midwest Regional.

1965-66 (23-6)

- NCAA West Regional Semifinals

Captains: Rich Apolskis, Joe Hamood

Table of basketball results for 1965-66 season.

Bluebonnet Classic (Rice Gym, Houston)

Table of basketball results for Bluebonnet Classic.

Sugar Bowl Classic (New Orleans)

Table of basketball results for Sugar Bowl Classic.

Table of basketball results for Sugar Bowl Classic (continued).

Table of basketball results for Sugar Bowl Classic (continued).

Table of basketball results for Sugar Bowl Classic (continued).

Table of basketball results for Sugar Bowl Classic (continued).

Table of basketball results for Sugar Bowl Classic (continued).

Table of basketball results for Sugar Bowl Classic (continued).

1966-67 (27-4)

- NCAA Final Four

- NCAA Midwest Regional Champions

- Final Rankings: 6th (UPI) - 7th (AP)

Captains: Leary Lentz, Gary Grider

Table of basketball results for 1966-67 season.

Bluebonnet Classic (Houston)

Table of basketball results for Bluebonnet Classic.

Table of basketball results for Bluebonnet Classic (continued).

Table of basketball results for Bluebonnet Classic (continued).

Table of basketball results for 1966-67 season (continued).

Table of basketball results for 1966-67 season (continued).

Table of basketball results for 1966-67 season (continued).

Table of basketball results for 1966-67 season (continued).

Table of basketball results for 1966-67 season (continued).

Table of basketball results for 1966-67 season (continued).

Table of basketball results for 1966-67 season (continued).

1967-68 (31-2)

- NCAA Final Four

- NCAA Midwest Regional Champions

- Final Rankings: 1st (AP) - 1st (UPI)

Captains: Elvin Hayes, Don Chaney

Table of basketball results for 1967-68 season.

Table of basketball results for 1967-68 season (continued).

Table of basketball results for 1967-68 season (continued).

Table of basketball results for 1967-68 season (continued).

Table of basketball results for 1967-68 season (continued).

Table of basketball results for 1967-68 season (continued).

Table of basketball results for 1967-68 season (continued).

Table of basketball results for 1967-68 season (continued).

Table of basketball results for 1967-68 season (continued).

Table of basketball results for 1967-68 season (continued).

Table of basketball results for 1967-68 season (continued).

Table of basketball results for 1967-68 season (continued).

Table of basketball results for 1967-68 season (continued).

1968-69 (16-10)

Captains: Ken Spain, Theodis Lee

Table of basketball results for 1968-69 season.

Table of basketball results for 1968-69 season (continued).

Table of basketball results for 1968-69 season (continued).

Table of basketball results for 1968-69 season (continued).

Table of basketball results for 1968-69 season (continued).

Table of basketball results for 1968-69 season (continued).

Table of basketball results for 1968-69 season (continued).

Table of basketball results for 1968-69 season (continued).

Table of basketball results for 1968-69 season (continued).

Table of basketball results for 1968-69 season (continued).

Table of basketball results for 1968-69 season (continued).

Table of basketball results for 1968-69 season (continued).

Table of basketball results for 1968-69 season (continued).

Table of basketball results for 1968-69 season (continued).

Table of basketball results for 1968-69 season (continued).

Table of basketball results for 1968-69 season (continued).

Table of basketball results for 1968-69 season (continued).

Table of basketball results for 1968-69 season (continued).

Table of basketball results for 1968-69 season (continued).

Table of basketball results for 1968-69 season (continued).

Jayhawk Classic (Lawrence, Kan.)

Table of basketball results for Jayhawk Classic.

Table of basketball results for Jayhawk Classic (continued).

Table of basketball results for Jayhawk Classic (continued).

Table of basketball results for Jayhawk Classic (continued).

Table of basketball results for Jayhawk Classic (continued).

Table of basketball results for Jayhawk Classic (continued).

Table of basketball results for Jayhawk Classic (continued).

Table of basketball results for Jayhawk Classic (continued).

Table of basketball results for Jayhawk Classic (continued).

Table of basketball results for Jayhawk Classic (continued).

Table of basketball results for Jayhawk Classic (continued).

Table of basketball results for Jayhawk Classic (continued).

Table of basketball results for Jayhawk Classic (continued).

Table of basketball results for Jayhawk Classic (continued).

Table of basketball results for Jayhawk Classic (continued).

Table of basketball results for Jayhawk Classic (continued).

Table of basketball results for Jayhawk Classic (continued).

Table of basketball results for Jayhawk Classic (continued).

Table of basketball results for Jayhawk Classic (continued).

Table of basketball results for Jayhawk Classic (continued).

Table of basketball results for Jayhawk Classic (continued).

HISTORY



YEAR-by-YEAR RESULTS

#12/	J16	W 96-77	at Rice
#11/	J27	W 104-94	UNLV
#11/	F1	W 89-85	Centenary
#11/	F2	W 90-85	Cincinnati
#11/	F8	W 96-75	Houston Baptist
#11/	F10	W 82-80	#13/Louisiana-Lafayette
#7/	F15	W 82-70	Corpus Christi State
#7/	F17	L 77-78	at Creighton
#9/	F22	W 116-57	Trinity
#9/	F24	W 76-75	#20/Jacksonville
#8/	F26	W 94-75	Samford
#8/	M2	W 90-89	at Centenary
#7/	M5	W 116-72	Rice
NCAA Tournament Midwest Region First Round – Wichita, Kan.			
#7/	M10	L 89-102	#14/Louisiana-Lafayette(1)

1973-74 (17-9)

Captains: Sidney Edwards, Donnell Hayes

#14/	D1	L 74-97	at #5/ North Carolina
#14/	D3	L 81-87	at #9/ Louisville
#14/	D6	W 119-71	Wabash College
#14/	D8	W 97-73	Florida
	D10	L 73-75	Texas Tech
	D21	L 78-92	at #16/ USC
	D22	W 90-75	at Nevada
All-College Tournament (Oklahoma City)			
	D26	W 85-66	vs. Virginia Tech
	D28	L 108-118	vs. Oral Roberts
	D29	W 95-84	vs. Rutgers
Bluebonnet Classic (Houston)			
	J4	W 96-79	Denver
	J5	W 79-74	Florida State
	J10	W 74-70	Baylor
	J12	W 95-86	at Rice
	J17	L 83-91	at Centenary
	J19	W 88-58	West Texas A&M
	J26	W 75-72	at UNLV
	F2	W 102-81	Lamar
	F9	L 73-84	at Cincinnati
	F14	W 99-63	Biscayne
	F16	W 85-83	Louisiana-Monroe
	F21	W 101-86	Houston Baptist
	F23	W 105-89	Centenary
	M2	L 86-104	#14/ South Carolina
	M4	L 80-83	at Jacksonville
	M7	W 107-62	Rice

1974-75 (16-10)

Captains: Maurice Presley, Louis Dunbar

#20	D2	L 87-91	#8/ Louisville
#20/	D7	L 87-96	#9/ North Carolina
	D9	W 80-71	at West Texas A&M
	D16	L 96-97	#6/ USC
	D21	L 90-91	Kansas State
Sugar Bowl Classic (New Orleans)			
	D29	L 88-105	vs. #7/ Alabama
	D30	L 80-89	vs. Furman
Bluebonnet Classic (Houston)			
	J3	W 105-96	Hawai'i
	J4	W 92-72	Texas A&M
	J6	W 86-85	Dayton
	J11	W 91-70	Rice
	J13	L 82-86	at Texas Tech
	J17	L 74-85	at St. Mary's (Texas)
	J18	W 99-98	Mercer
	J25	W 103-74	Nevada
	J27	W 74-68	#15/ Stanford
	F1	W 90-84	#19/ South Carolina
	F5	W 113-93	Texas Lutheran
	F8	L 83-103	Cincinnati
	F10	W 99-93	at Biscayne
	F15	W 115-85	Southern Miss
	F19	W 90-77	St. Mary's (Texas)
	F22	W 103-77	Lamar
	F25	W 117-84	Houston Baptist
	M1	L 101-121	at Bowling Green
	M11	W 82-73	at Rice

1975-76 (17-11 • 7-9 SWC)

Captains: David Marrs, Otis Birdsong

D6	W 74-63	Cal Poly
D9	W 120-86	Texas A&I
D13	W 87-78	St. Mary's (Texas)
D20	W 96-72	Louisiana Tech
D27	W 72-68	at Dayton
Holiday Classic (Las Vegas)		
D29	L 92-116	at #12/ UNLV
D30	W 90-87	vs. #20/ LaSalle
Bluebonnet Classic (Houston)		
J2	W 78-59	Houston Baptist
J3	W 94-73	#19/ San Francisco
J5	L 47-92	* at Arkansas
J10	W 87-59	* Rice
J12	W 72-71	* Arkansas
J14	L 70-88	* at TCU
J17	W 63-58	* Texas
J20	L 67-74	* at Texas A&M
J24	W 79-73	* Baylor
J26	L 75-87	* at SMU
J31	L 54-57	* Texas Tech
F3	W 91-71	Houston Baptist
F7	W 99-79	* at Rice
F10	W 103-95	* TCU
F14	L 86-95	* at Texas
F17	L 80-94	* #20/ Texas A&M
F21	L 72-79	* at Baylor
F24	W 100-98	* SMU
F26	L 85-93	* at Texas Tech
SWC Classic (Waco, Texas)		
F28	W 88-86	at Baylor
SWC Classic (Dallas)		
M4	L 69-80	vs. Texas Tech

1976-77 (29-8 • 13-3 SWC)

• NIT Finalist
Captains: Jim Perry, Otis Birdsong

N28	W 96-69	Texas Lutheran
D1	W 101-92	Lamar
D3	W 104-64	Biscayne
D6	L 85-100	at #10/ San Francisco
D11	W 124-67	Trinity
D13	W 103-83	Lamar
Bluebonnet Classic (Houston)		
D17	W 100-78	Nevada
D18	W 77-62	UC Santa Barbara
Rainbow Classic (Honolulu)		
D27	W 69-66	vs. Illinois
D29	W 101-74	at Hawai'i
D30	L 81-86	vs. #3/ San Francisco
J2	L 83-96	at #8/ UCLA
J6	W 111-79	Houston Baptist
J8	L 70-81	* at #18/ Arkansas
J12	W 106-56	* Rice
J15	W 78-74	* at TCU
J18	W 95-81	* Texas
J22	W 78-71	* at Texas A&M
J24	W 111-89	* Baylor
J27	L 83-84 (OT)	* at Texas Tech
J29	W 103-102	* at SMU
F1	W 94-87	* Texas Tech
F5	L 80-82	* #14/ Arkansas
F8	W 109-73	* at Rice
F10	W 115-83	* SMU
F12	W 114-74	* TCU
F15	W 95-84	* at Texas
F19	W 116-83	* Texas A&M
F23	W 78-76	* at Baylor
SWC Classic (Houston)		
F26	W 111-67	TCU
SWC Classic (The Summit, Houston)		
M3	W 96-77	vs. Texas A&M
M4	W 94-83	vs. Texas Tech
M5	L 70-84	vs. #7/ Arkansas
NIT (Houston)		
M9	W 83-82	Indiana State
NIT (New York)		
M14	W 91-90 (OT)	vs. Illinois State
M17	W 82-76	vs. #11/ Alabama
M20	L 91-94	vs. St. Bonaventure

1977-78 (25-8 • 11-5 SWC)

• NCAA Midwest Region First Round
• SWC Tournament Champions
• Final Rankings: 14th (AP) • 16th (UPI)
Captains: Charles Thompson, Cecil Rose

N28	W 85-81	UT Rio Grande Valley
D1	W 88-87	at Auburn
D3	W 96-72	Louisiana-Lafayette
D7	W 118-69	Texas Lutheran
D9	L 80-81	at Arizona
D10	L 78-79	at Arizona State
D12	W 133-98	Southwestern
Bluebonnet Classic (Houston)		
D16	W 100-75	Xavier
D17	W 137-94	North Texas
D21	W 104-68	at Hawai'i
D23	W 110-83	at Hawai'i-Hilo
J5	W 103-51	Houston Baptist
J8	L 65-84	* at #3/ Arkansas
J10	L 89-100	* Texas
J12	W 80-73	* at Texas A&M
J14	W 79-63	* at TCU
J17	W 100-89	* Baylor
J21	W 96-74	* Rice
J23	L 75-76	* at SMU
J28	W 84-71	* Texas Tech
J30	L 72-73	* at #15/ Texas
F1	W 93-55	* TCU
F4	W 94-89	* Texas A&M
F7	L 69-70	* at Baylor
F11	W 87-62	* at Rice
F13	W 95-55	* SMU
F15	W 81-77	* at Texas Tech
F18	W 84-75	* #1/ Arkansas
SWC Classic (Houston)		
F25	W 108-67	Rice
SWC Classic (Houston)		
M2	W 93-82	vs. Texas Tech
M3	W 70-69	vs. #4/ Arkansas
M4	W 92-90	vs. #12/ Texas

1978-79 (16-15 • 6-10 SWC)

Captains: Ken Ciolli, George Walker

N27	L 73-71	Nevada
N30	L 80-88	at #12/ USC
D4	W 120-60	St. Mary's (Texas)
D6	W 102-86	Hardin-Simmons
Bluebonnet Classic (The Summit, Houston)		
D15	W 107-95	UT Rio Grande Valley
D16	W 105-92	Louisiana-Lafayette
D20	W 89-79	at UT Rio Grande Valley
D23	W 100-85	at Alaska-Anchorage
D25	W 94-81	at Alaska-Anchorage
Pillsbury Classic (Minneapolis, Minn.)		
D29	L 67-80	at Minnesota
D30	L 77-84	vs. BYU
J3	W 111-79	Texas Lutheran
J6	L 61-62	* #14/ Arkansas
J8	L 57-75	* Texas
J10	L 43-69	* #11/ Texas A&M
J13	W 95-66	* TCU
J16	L 77-85	* at Baylor
J20	W 101-75	* at Rice
J22	W 82-78	* SMU
J24	L 68-70	* at Texas Tech
J28	L 53-79	* at #17/ Texas
J30	L 71-77	* at TCU
F3	L 58-66	* at #12/ Texas A&M
F6	L 77-80	* Baylor
F10	W 75-72	* Rice
F12	W 101-94	* at SMU
F15	W 103-89	* Texas Tech
F17	L 58-78	* at #11/ Arkansas
SWC Classic (Houston)		
F24	W 74-67	SMU
SWC Classic (The Summit, Houston)		
M1	W 83-82	vs. Baylor
M2	L 65-70	vs. #14/ Texas

1979-80 (14-14 • 8-8 SWC)

Captains: Kenneth Williams, Byron Gibson

N30	W 74-72	Arizona
D3	L 65-78	Arizona State
D5	L 82-83	Texas A&I
D11	W 126-78	Texas Lutheran
Cage Classic (Albuquerque, N.M.)		
D15	W 83-80 (OT)	at New Mexico
D16	L 75-78	vs. #16/ Georgetown
Bluebonnet Classic (The Summit, Houston)		
D21	W 99-89	Niagara
D22	L 85-86 (OT)	USC
Sun Carnival Tournament (El Paso, Texas)		
D28	L 65-78	at UTEP
D29	W 83-75	vs. Alabama
J3	W 78-70	* Rice
J5	L 70-77	* at Texas Tech
J8	L 73-99	* Texas
J12	W 96-81	* SMU
J19	L 57-60	* at Arkansas
J22	L 69-71	* at TCU
J26	W 82-71	* Baylor
J28	L 79-92	* at Texas A&M
J30	W 75-63	* Texas Tech
F2	W 71-70	* at SMU
F4	L 82-84	* at Texas
F9	W 90-84 (30T)	* Arkansas
F12	W 87-59	* TCU
F16	W 60-58	* at Baylor
F19	L 74-81	* at Rice
F22	L 72-82	* Texas A&M
SWC Postseason Classic (Houston)		
F25	W 92-80	Rice
SWC Postseason Classic (San Antonio, Texas)		
F28	L 47-67	vs. Texas

1980-81 (21-9 • 10-6 SWC)

• NCAA East Region First Round
• SWC Tournament Champions
Captains: By Game

N28	W 112-86	Texas A&I
D1	W 71-54	USC
D6	L 74-76	at Biscayne
D9	W 93-84	Texas Wesleyan
D13	W 84-70	UT Rio Grande Valley
D16	W 94-81	Pepperdine
Kettle Classic (Houston)		
D19	W 88-58	Army
D20	W 70-61	Wyoming
D23	W 86-71	Nevada
D27	L 78-79	at Alaska-Anchorage
J3	W 62-57	* at Rice
J6	W 73-70	* Texas Tech
J10	W 91-71	* at Texas
J13	L 70-72 (30T)	* at SMU
J17	W 70-64	Lamar
J19	W 57-54	* Arkansas
J24	W 68-59	* TCU
J26	W 53-51	* at Baylor
J28	W 76-71	* Texas A&M
J31	L 70-81	* at Texas Tech
F3	W 79-64	* SMU
F7	W 75-59	* Texas
F14	L 55-70	* at Arkansas
F17	L 77-78 (40T)	* at TCU
F21	L 68-70	* Baylor
F24	W 63-55	* Rice
F28	L 77-78	* at Texas A&M
SWC Classic (San Antonio, Texas)		
M6	W 73-53	vs. TCU
M7	W 84-59	vs. Texas
NCAA Tournament East Region (Charlotte, N.C.)		
M13	L 72-90	vs. Villanova

HISTORY



YEAR-BY-YEAR RESULTS

1981-82 (25-8 • 11-5)

- NCAA Final Four

- NCAA Midwest Regional Champions

Captains: Lynden Rose, Eric Davis

Table of games for 1981-82 season, including N30 W 84-73 vs West Texas A&M, D4 L 85-87 (OT) at Seton Hall, etc.

Kettle Classic (Houston)

D18 W 96-49 Mississippi State, D19 W 62-52 #6/ Iowa

Sugar Bowl Classic (New Orleans)

Table of games for Sugar Bowl Classic, including #18/ D28 W 59-58 vs. Purdue, #14/ J4 W 63-61 *Rice, etc.

SWC Classic (Dallas)

M5 W 89-76 vs. Texas A&M, M6 L 69-84 vs. #14/ Arkansas

NCAA Tournament Midwest Region (Tulsa, Okla.)

M11 W 94-84 vs. Alcorn State, M13 W 78-74 vs. #10/ Tulsa

NCAA Tournament Midwest Regional (St. Louis)

M19 W 79-78 vs. #5/ Missouri, M21 W 99-92 vs. Boston College

NCAA Tournament Final Four - New Orleans

M27 L 63-68 vs. #1/ North Carolina

1982-83 (31-3 • 16-0 SWC)

- NCAA National Runner-Up

- NCAA Final Four

- NCAA Midwest Regional Champions

- SWC Champions

- SWC Tournament Champions

- Final Rankings: 1st (AP) - 1st (UPI)

Captains: David Bunce, Larry Micheaux, David Rose, Bryan Williams

Kettle Classic (Houston)

#14/ N26 W 104-63 Arizona, #14/ N28 W 106-72 Lamar, #11/ D1 W 74-65 Mississippi State, etc.

Suntory Classic (Tokyo)

#14/ D16 L 63-72 vs. #1/ Virginia, #14/ D17 W 82-57 vs. Utah, #18/ D27 W 93-92 at Pepperdine, etc.

NCAA Tournament Midwest Region (Memphis, Tenn.)

#5/5 M17 W 77-69 vs. Louisiana Tech, #5/5 M23 W 78-71 vs. #16/ Memphis, etc.

#1/ M3 W 74-66 * at #5/ Arkansas, #1/ M5 W 93-64 * at Baylor

SWC Classic (Dallas)

#1/ M11 W 75-59 vs. SMU, #1/ M12 W 62-59 vs. TCU

NCAA Tournament Midwest Region (Houston)

#1/ M19 W 60-50 vs. Maryland

NCAA Tournament Midwest Regional (Kansas City, Mo.)

#1/ M25 W 70-63 vs. #17/ Memphis, #1/ M27 W 89-71 vs. #13/ Villanova

NCAA Tournament Final Four (Albuquerque, N.M.)

#1/ A2 W 94-81 vs. #2/ Louisville

NCAA Tournament National Championship (Albuquerque, N.M.)

#1/ A4 L 52-54 vs. #16/ NC State

1983-84 (32-5 • 15-1 SWC)

- NCAA National Runner-Up

- NCAA Final Four

- NCAA Midwest Regional Champions

- SWC Champions

- SWC Tournament Champions

- Final Rankings: 5th (AP) - 5th (UPI)

Captains: Hakeem Olajuwon, Michael Young

Hall of Fame Classic (Springfield, Mass.)

#3/4 N19 L 64-76 vs. NC State (1), #3/4 N26 W 91-76 #17/19 Kansas

Kettle Classic (Houston)

#8/ D3 W 69-51 Biscayne, #6/6 D6 W 100-91 at #9/9 LSU

Chaminade Classic (Honolulu)

#3/3 D25 W 76-73 vs. #10/8 Louisville, #3/3 D26 L 61-68 vs. Fresno State

Blade Classic (Toledo, Ohio)

D27 L 74-80 at Toledo, D28 W 75-64 vs. Detroit, J2 L 68-70 *Texas

NCAA Tournament Southeast Region First Round (Atlanta)

M13 L 55-66 vs. #20/ Kansas

SWC Classic (Dallas)

M6 W 59-49 vs. Texas, M7 L 52-54 vs. Baylor

NCAA Tournament Southeast Region First Round (Tulsa, Okla.)

M11 W 94-84 vs. Alcorn State, M13 W 78-74 vs. #10/ Tulsa

NCAA Tournament Midwest Regional (St. Louis)

M19 W 79-78 vs. #5/ Missouri, M21 W 99-92 vs. Boston College

NCAA Tournament Final Four - New Orleans

M27 L 63-68 vs. #1/ North Carolina

NCAA Tournament Midwest Region (Memphis, Tenn.)

#5/5 M17 W 77-69 vs. Louisiana Tech, #5/5 M23 W 78-71 vs. #16/ Memphis

NCAA Tournament Midwest Regional (St. Louis)

#5/5 M25 W 68-63 vs. #19/ Wake Forest

NCAA Tournament Final Four (Seattle)

#5/5 M31 W 49-47 (OT) vs. Virginia

NCAA Tournament National Championship (Seattle)

#5/5 A2 L 75-84 vs. #2/2 Georgetown

1984-85 (16-14 • 8-8 SWC)

- NIT First Round

Captains: Eric Dickens, Reid Gettys

N24 W 85-62 Concordia Lutheran, N26 W 69-53 St. Mary's (Texas)

PTAY Tournament (Clemson, S.C.)

N30 L 70-86 vs. South Alabama, D1 W 73-64 vs. Campbell, D4 W 93-81 Southwestern

D8 W 81-73 #13/ LSU, D15 L 75-87 at #18/ Kansas

Kettle Classic (Houston)

D21 W 88-63 Portland, D22 W 66-63 St. Mary's (Calif.)

NCAA Tournament Midwest Region (Houston)

D28 W 100-77 BYU-Hawaii, J3 W 83-74 * at TCU

NCAA Tournament Midwest Regional (Kansas City, Mo.)

J5 L 58-61 * at Texas, J9 W 83-74 * Texas Tech

NCAA Tournament Final Four (Albuquerque, N.M.)

J12 L 58-69 at #13/ DePaul, J16 W 77-73 * at Rice

NCAA Tournament National Championship (Albuquerque, N.M.)

J19 W 78-73 * Arkansas, J24 W 81-77 * Baylor

Hall of Fame Classic (Springfield, Mass.)

J27 L 69-71 * at Texas A&M, J30 L 78-85 * at #2/ SMU

NIT (Beaumont, Texas)

F1 L 80-85 * TCU, F3 L 76-77 * #5/ Illinois, F6 W 94-80 * Texas

SWC Classic (Dallas)

F10 L 80-91 * Texas Tech, F17 W 96-91 * Rice

NIT (Beaumont, Texas)

F20 L 59-73 * Arkansas, F23 L 84-88 * at Baylor

SWC Classic (Dallas)

F27 L 77-81 * Texas A&M, M3 W 79-76 * #9/ SMU

NCAA Tournament Midwest Region (Memphis, Tenn.)

M8 L 72-84 vs. #13/ SMU, M15 L 71-78 at Lamar

NCAA Tournament Midwest Regional (St. Louis)

M19 W 79-78 vs. #5/ Missouri, M21 W 99-92 vs. Boston College

NCAA Tournament Final Four - New Orleans

M27 L 63-68 vs. #1/ North Carolina

NCAA Tournament Southeast Region First Round (Atlanta)

M13 L 55-66 vs. #20/ Kansas

SWC Classic (Dallas)

M6 W 59-49 vs. Texas, M7 L 52-54 vs. Baylor

NCAA Tournament Southeast Region First Round (Tulsa, Okla.)

M11 W 94-84 vs. Alcorn State, M13 W 78-74 vs. #10/ Tulsa

NCAA Tournament Midwest Regional (St. Louis)

M19 W 79-78 vs. #5/ Missouri, M21 W 99-92 vs. Boston College

NCAA Tournament Final Four - New Orleans

M27 L 63-68 vs. #1/ North Carolina

NCAA Tournament Midwest Region (Memphis, Tenn.)

#5/5 M17 W 77-69 vs. Louisiana Tech, #5/5 M23 W 78-71 vs. #16/ Memphis

NCAA Tournament Midwest Regional (St. Louis)

#5/5 M25 W 68-63 vs. #19/ Wake Forest

NCAA Tournament Final Four (Seattle)

#5/5 M31 W 49-47 (OT) vs. Virginia



PAT FOSTER 1986-93 142-73

- 3 NCAA Tournament appearances
- 3 NIT appearances
- 1 Southwest Conference Tournament championship

1986-87 (18-12 • 9-7 SWC)

- NCAA Southeast Region First Round

Captains: Greg Anderson, Rickie Winslow

N28 W 80-68 St. Mary's (Texas), D1 W 86-72 Minnesota

Kactus Classic (Tempe, Ariz.)

D5 W 78-69 vs. Mississippi Valley State, D6 W 83-66 at Arizona State

Sugar Bowl Classic (New Orleans)

D8 L 65-71 at Long Beach State, D13 W 83-75 New Orleans

NCAA Tournament Southeast Region First Round (Atlanta)

D20 L 66-68 at West Texas A&M

SWC Classic (Dallas)

D28 L 60-63 vs. Villanova, D29 W 73-72 vs. Vanderbilt

NCAA Tournament Midwest Region (Memphis, Tenn.)

J3 W 68-45 * Texas Tech, J5 W 87-37 UT Rio Grande Valley

NCAA Tournament Midwest Regional (Kansas City, Mo.)

J10 W 71-36 * at Rice, J17 W 60-55 * Arkansas

NCAA Tournament Final Four (Albuquerque, N.M.)

J19 L 45-57 * at Texas A&M, J21 W 75-65 * at SMU

NCAA Tournament National Championship (Albuquerque, N.M.)

J24 L 56-62 * #19/ TCU, J26 L 62-67 * Baylor

NCAA Tournament Southeast Region First Round (Atlanta)

J28 W 65-59 * Texas, J31 L 55-56 (OT) * at Texas Tech

SWC Classic (Dallas)

F3 W 75-51 Louisiana-Lafayette, F7 W 76-62 * Rice

NCAA Tournament Southeast Region First Round (Tulsa, Okla.)

F11 W 57-54 * at Arkansas, F14 L 57-63 (OT) * at Baylor

NCAA Tournament Midwest Region (Memphis, Tenn.)

F18 W 67-46 * Texas A&M, F22 L 73-79 * SMU

NCAA Tournament Midwest Regional (Kansas City, Mo.)

F25 W 84-65 * at #15/ TCU, F28 L 64-65 * at Texas

NCAA Tournament Final Four (Seattle)

M6 W 59-49 vs. Texas, M7 L 52-54 vs. Baylor

NCAA Tournament Southeast Region First Round (Atlanta)

M13 L 55-66 vs. #20/ Kansas

SWC Classic (Dallas)

M11 W 94-84 vs. Alcorn State, M13 W 78-74 vs. #10/ Tulsa

NCAA Tournament Midwest Regional (St. Louis)

M19 W 79-78 vs. #5/ Missouri, M21 W 99-92 vs. Boston College

NCAA Tournament Final Four - New Orleans

M27 L 63-68 vs. #1/ North Carolina

NCAA Tournament Midwest Region (Memphis, Tenn.)

#5/5 M17 W 77-69 vs. Louisiana Tech, #5/5 M23 W 78-71 vs. #16/ Memphis

NCAA Tournament Midwest Regional (St. Louis)

#5/5 M25 W 68-63 vs. #19/ Wake Forest

NCAA Tournament Final Four (Seattle)

#5/5 M31 W 49-47 (OT) vs. Virginia



YEAR-by-YEAR RESULTS

F20	L	84-87 (OT)	* at SMU
F24	W	73-70	* at Texas A&M
F27	L	73-88	* Baylor
M3	W	82-77	* Arkansas
M5	W	81-65	* at Rice
SWC Classic (Dallas)			
M11	W	72-57	vs. Texas
M12	L	76-98	vs. SMU
NIT First Round (Houston)			
M17	W	69-67	Fordham
NIT Second Round (Fort Collins, Colo.)			
M18	L	61-71	at Colorado State

1988-89 (17-14 • 8-8 SWC)

Captain: Richard Hollis

N26	W	89-82	at Iowa State
N30	L	67-100	at UALR
D3	W	69-54	Northeastern
D5	W	96-78	Northwestern State
D10	L	51-54	at Arkansas State
D14	W	75-58	Toledo
D17	W	98-74	Stephen F. Austin
D22	W	112-74	Alcorn State
Rainbow Classic (Honolulu)			
D28	L	78-87	vs. #17/ Georgia Tech
D29	L	71-75	vs. Tulsa
D30	W	66-64	vs. Yale
J4	W	90-75	* Rice
J7	W	72-63	UT Rio Grande Valley
J11	L	74-76 (OT)	* at Texas Tech
J14	L	86-88	* Texas
J18	L	54-55	* TCU
J21	W	84-83 (OT)	* at SMU
J25	W	71-69	* at Texas A&M
J28	W	81-72	* Baylor
F1	L	87-88	* Arkansas
F5	L	66-67	* at Rice
F11	W	71-67	* Texas Tech
F12	W	85-71	Rhode Island
F15	W	105-96	* at Texas
F18	L	66-82	* at TCU
F19	L	80-89	at Notre Dame
F22	L	85-88	* SMU
F25	W	86-82	* Texas A&M
M1	W	75-59	* at Baylor
M6	L	79-107	* at Arkansas
SWC Classic (Dallas)			
M10	L	70-82	vs. Texas A&M

1989-90 (25-8 • 13-3 SWC)

• NCAA Southeast Region First Round
Captains: Chris Morris, Craig Upchurch

Preseason NIT			
N16	W	67-66	at Wichita State
N18	L	69-76	at #25/ St. John's
N30	W	102-47	Hawaii (Loa)
D2	W	109-68	Nevada
D5	W	65-49	DePaul
D9	L	54-72	at Virginia
D13	W	69-54	Stephen F. Austin
D16	L	60-62	at Toledo
D18	W	72-68	at Northeastern
Holiday Classic (Tampa, Fla.)			
D28	W	82-79	vs. Coastal Carolina
D29	W	87-78	at USF
J3	L	78-82	* #14/ Arkansas
J6	W	84-69	* at Rice
J10	W	83-82	Iowa State
J13	W	83-63	* Texas Tech
J17	W	78-74	* at Baylor
J20	L	63-89	* at TCU
J22	L	89-100	* at #12/ Arkansas
J24	W	64-47	* SMU
J27	W	108-90	* Texas A&M
J30	W	102-93	* at Texas
F7	W	84-67	* Rice
F10	W	93-82	Notre Dame
F14	W	74-71 (OT)	* at Texas Tech
F17	W	83-77	* Baylor
F21	W	82-62	* TCU

F24	W	71-63	* at SMU
F28	W	100-81	* at Texas A&M
M5	W	84-79	* Texas
SWC Classic (Dallas)			
M9	W	90-81	vs. Rice
M10	W	89-86	vs. Texas
M11	L	84-96	vs. #9/ Arkansas
NCAA Tournament Southeast Region First Round (Knoxville, Tenn.)			
M15	L	66-70	vs. UC Santa Barbara

1990-91 (18-11 • 10-6 SWC)

• NIT First Round
Captain: Darrell Mickens

N24	W	98-81	California
N26	W	84-50	at Stephen F. Austin
Tournament of Champions (Charlotte, N.C.)			
N30	W	87-72	vs. Iowa State
D1	L	70-74 (OT)	vs. South Carolina
D5	W	85-84	at Saint Louis
D8	W	110-81	North Texas
D15	W	90-78	Texas Southern
D17	W	100-57	Centenary
D27	W	96-63	Illinois-Chicago
Played at St. Petersburg, Fla.			
D29	L	51-63	vs. #16/ Georgetown
J2	W	87-85	* at Baylor
J6	L	79-95	* at #2/ Arkansas
J9	W	80-73	* Rice
J12	L	62-76	at DePaul
J17	L	84-90	* at Texas
J19	W	73-70	* Texas Tech
J23	W	91-88 (OT)	* TCU
J26	L	75-81	* at SMU
J29	W	77-64	* at Texas A&M
F2	W	86-76	* Baylor
F7	L	74-81	* #2/ Arkansas
F10	L	69-79	* at Rice
F17	W	82-73	* #24/ Texas
F20	W	74-59	* at Texas Tech
F23	L	74-75	* at TCU
F27	W	85-58	* SMU
M2	W	71-68	* Texas A&M
SWC Classic (Dallas)			
M8	L	62-65	vs. SMU
NIT (Palo Alto, Calif.)			
M13	L	86-93	at Stanford

1991-92 (25-6 • 11-3 SWC)

• NCAA Midwest Region First Round
• SWC Co-Champions
• SWC Tournament Champions
Captains: Craig Upchurch, Derrick Daniels

N23	W	79-49	Villanova
N27	L	65-68	#6/ North Carolina
N30	W	89-87	at North Texas
D3	W	72-54	Arkansas State
Disneyland Freedom Bowl Classic (Irvine, Calif.)			
D6	W	73-51	at UC Irvine
D7	W	80-56	vs. Kent State
D14	W	75-66	at Illinois-Chicago
D19	W	94-67	St. Mary's (Texas)
D21	W	81-75	at California
D30	W	83-67	Cal State Fullerton
J2	L	56-60	at #24/ Louisville
J6	W	105-81	at Centenary
J9	L	75-86	* at Texas
J11	W	83-77	* Baylor
J18	W	74-60	* at Rice
J21	W	110-88	Saint Louis
J25	W	77-58	* Texas Tech
J29	W	69-65	* at Texas A&M
F1	L	54-67	* at TCU
F5	W	67-50	* SMU
F9	L	72-87	* Texas
F12	W	98-92	* at Baylor
F18	W	86-83	* Rice
F25	W	83-80	* at Texas Tech
F29	W	79-69	* Texas A&M
M3	W	50-44	* TCU

M7	W	69-62	* at SMU
SWC Classic (Dallas)			
M13	W	73-62	vs. SMU
M14	W	87-84 (2OT)	vs. TCU
M15	W	91-72	vs. Texas
NCAA Tournament Midwest Region First Round (Milwaukee)			
M19	L	60-65	vs. Georgia Tech

1992-93 (21-9 • 9-5 SWC)

• NIT First Round

Captains: Charles Outlaw, Derrick Smith

D5	W	82-65	at DePaul
D12	W	92-66	Illinois-Chicago
D13	L	76-84	at #5/ North Carolina
D17	W	94-76	UTSA
D22	W	84-82	at Arkansas State
D28	W	76-75	Stephen F. Austin
J2	L	78-87	at #11/ UCLA
J4	W	86-78	UC Irvine
J11	W	83-56	Wyoming
J14	W	81-67	* Texas
J16	W	81-69	* at Texas A&M
J19	W	83-77	* Baylor
J23	W	85-75	* SMU
#25/ J26	L	74-78	* at Texas Tech
#25/ J30	L	60-70	* at SMU
F2	L	61-65	* Rice
F6	L	66-68	* at TCU
F8	W	92-80	at Nevada
F10	W	77-63	at Cal State Fullerton
F13	W	93-76	* Texas Tech
F17	W	78-51	* Texas A&M
F21	W	89-81	#22/ Louisville
F23	W	76-75	* at Baylor
F27	W	86-79	* at Texas
M3	L	78-89 (OT)	* at Rice
M6	W	86-66	* TCU
SWC Classic (Dallas)			
M12	W	84-68	vs. Texas A&M
M13	W	58-50	vs. Texas
M14	L	76-88	vs. Texas Tech
NIT - El Paso, Texas			
M19	L	61-67	at UTEP

ALVIN BROOKS
1993-98
54-84

1993-94 (8-19 • 5-9 SWC)

Captains: Anthony Goldwire, Rafael Carrasco

N27	W	69-53	Akron
N30	L	65-71	Missouri State
Hawkeye Classic (Iowa City, Iowa)			
D3	L	67-77	vs. Long Beach State
D4	W	96-74	vs. Lehigh
D7	L	71-73	at Stephen F. Austin
Played at Market Square Arena (Indianapolis)			
D10	L	90-114	vs. #11/ Purdue
D20	L	72-93	#9/ UCLA
D23	L	66-78	at Wyoming
D30	L	69-89	DePaul
J3	L	76-84	Drake
J12	L	76-87	* TCU
J15	L	68-77	* at Texas Tech
J19	L	60-67	* Texas A&M
J22	L	81-85	* at Baylor
J26	L	64-70	* at SMU
J29	L	78-110	* Texas
F2	L	83-85 (OT)	at UTSA
F5	W	69-67	* at Rice
F8	L	86-95	* at TCU
F12	W	76-64	* Texas Tech

F16	L	87-93	* at Texas A&M
F19	W	87-82 (OT)	* Baylor
F24	W	89-80	SMU
F26	L	70-88	* at Texas
M1	W	95-81	Lamar
M5	W	78-76	* Rice
SWC Classic (Dallas)			
M10	L	86-110	vs. Texas Tech

1994-95 (9-19 • 5-9 SWC)

Captain: Jessie Drain

N25	W	76-74	James Madison
N29	L	62-88	at Missouri State
D3	L	56-66	at Akron
D8	L	67-81	at #8/ Arizona
D10	L	89-95	USC
D17	L	58-64	at Lamar
D19	W	92-62	Houston Baptist
D21	W	83-76	McNeese State
D23	L	58-74	Tennessee
D30	L	66-85	Colorado
J3	L	77-96	at Memphis
J6	L	65-85	at Drake
J11	L	76-87	* Rice
J14	L	92-106	* at TCU
J18	L	66-84	* Texas Tech
J21	L	68-73	* at Texas A&M
J25	W	87-83	* Baylor
J28	W	73-71	* at SMU
F1	W	105-96 (OT)	* Texas
F8	W	73-67	* at Rice
F11	L	95-106	* TCU
F15	L	72-98	* at Texas Tech
F18	W	86-80	* Texas A&M
F22	L	89-97	* at Baylor
F28	L	82-96	* at Texas
M4	L	74-79	* SMU
SWC Classic (Dallas)			
M9	W	80-77	vs. TCU
M10	L	79-94	vs. Texas Tech

1995-96 (17-10 • 11-3 SWC)

Captain: Kirk Ford

N25	W	91-59	Houston Baptist
N27	L	81-83 (OT)	at McNeese State
N29	W	94-90	at UTSA
D2	L	69-73	#4/ Arizona
D6	L	73-96	at USC
D9	L	74-77	at Colorado
D19	L	49-69	at Tennessee
D21	L	67-76	Mississippi
D28	W	98-64	Louisiana-Monroe
J2	W	88-66	Texas Lutheran
J6	W	69-67	#3/ Memphis
J8	W	63-62	* SMU
J13	W	76-74	* at Rice
J17	W	89-86	* TCU
J20	L	76-95	* at #25/ Texas Tech
J24	W	78-67 (OT)	* Texas A&M
J27	W	91-84	* at Baylor
F3	L	63-80	* at Texas
F5	W	97-72	at James Madison
F10	W	63-59	* Rice
F14	W	86-82	* at TCU
F17	L	84-93	* #12/ Texas Tech
F21	W	79-75</	



YEAR-by-YEAR RESULTS

1996-97 (11-16 • 3-11 C-USA)

Captains: Anthony Knox, Damon Jones

Table of basketball game results for 1996-97 season, including scores and opponents like Arkansas-Pine Bluff, Houston Baptist, and UTSA.

C-USA Tournament (St. Louis)

M5 L 54-55 vs. UAB

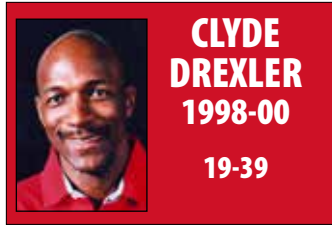
1997-98 (9-20 • 2-14 C-USA)

Captains: Shamahn McBride, Galen Robinson

Table of basketball game results for 1997-98 season, including scores and opponents like Arkansas-Pine Bluff, Sam Houston State, and Tulsa.

C-USA Tournament (Cincinnati)

M4 L 57-73 vs. Southern Miss



CLYDE DREXLER 1998-00 19-39

1998-99 (10-17 • 5-11 C-USA)

Captains: Gee Gervin, Roy Spears

Table of basketball game results for 1998-99 season, including scores and opponents like Texas, Sam Houston State, and IUPUI.

Played at Albuquerque, N.M.

Table of basketball game results for 1998-99 season, including scores and opponents like Portland State, New Mexico, and DePaul.

C-USA Tournament (Birmingham, Ala.)

M3 L 51-75 vs. Charlotte

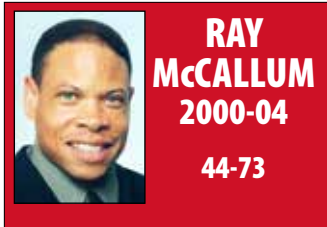
1999-00 (9-22 • 2-14 C-USA)

Captains: Gee Gervin, Roy Spears

Table of basketball game results for 1999-00 season, including scores and opponents like Fairbanks, Alaska, and SMU.

C-USA Tournament (Memphis, Tenn.)

M8 W 77-75 vs. Marquette, M9 L 69-76 vs. Tulane



RAY McCALLUM 2000-04 44-73

• 1 NIT appearance

2000-01 (9-20 • 6-10 C-USA)

Captain: George Williams

Table of basketball game results for 2000-01 season, including scores and opponents like Air Force, Mount St. Mary's, and Texas State.

C-USA Tournament (Louisville, Ky.)

M7 L 67-78 vs. Saint Louis

2001-02 (18-15 • 9-7 C-USA)

• NIT Opening Round

Captain: George Williams

Table of basketball game results for 2001-02 season, including scores and opponents like UCLA, Kansas, and North Texas.

Table of basketball game results for 2002-03 season, including scores and opponents like UAB, ECU, and Marquette.

2002-03 (8-20 • 6-10 C-USA)

Captain: Louis Truscott

Table of basketball game results for 2002-03 season, including scores and opponents like Prairie View A&M, Rice, and Baylor.

2003-04 (9-18 • 3-13 C-USA)

Captains: Marcus Oliver, Andre Owens

Table of basketball game results for 2003-04 season, including scores and opponents like East Tennessee State, Rice, and Lamar.

HISTORY



YEAR-by-YEAR RESULTS



**TOM
PENDERS
2004-10
121-77**

- 1 NCAA Tournament appearance
- 2 NIT appearances
- 1 CBI appearance
- 1 C-USA Tournament championship

2004-05 (18-14 • 9-7 C-USA)

• NIT Opening Round

Captains: Andre Owens, Lanny Smith

Guardians Classic First and Second Rounds (Columbia, Mo.)

N15	W	72-69	vs. Sam Houston State
N16	L	61-77	at Missouri
N19	W	85-72	McNeese State

Guardians Classic Championship Rounds (Kansas City, Mo.)

N23	L	61-78	vs. Ohio State
N24	W	57-55	at Missouri
N27	W	95-52	Grambling State
N30	L	73-74	at Rice
D4	W	85-77	at Lamar
D16	W	78-65	New Orleans
D18	W	68-61	Southeastern Louisiana
D21	W	81-72	LSU
D24	L	63-110	at #12/17 Washington
D29	L	80-93	at Texas A&M
J5	W	70-67	* #17/16 Louisville
J8	L	57-68	* at DePaul
J11	W	93-82	Centenary
J15	W	63-53	* Southern Miss
J19	L	51-58	* at TCU
J22	W	62-50	* at USF
J26	L	61-63	* Tulane
J29	L	68-87	* at #21/20 Cincinnati
F2	W	63-43	* Saint Louis
F5	W	66-53	* Memphis
F9	L	71-91	* at Charlotte
F12	W	75-53	* at Southern Miss
F16	W	68-50	* USF
F19	W	69-57	* TCU
F26	W	76-72	* at ECU
M2	L	55-76	* at Marquette
M5	L	66-71	* UAB

C-USA Tournament (Memphis, Tenn.)

M9	L	64-69	vs. USF
----	---	-------	---------

NIT Opening Round Game (Wichita, Kan.)

M16	L	69-85	at Wichita State
-----	---	-------	------------------

2005-06 (21-10 • 9-5 C-USA)

• NIT Second Round

Captains: Brian Latham, Lanny Smith

rv/	N22	W	131-62	Florida Tech
rv/	N26	L	61-62	VCU
	N29	W	84-83	at #25/25 LSU
	D3	W	69-65	#15/13 Arizona
rv/rv	D10	W	68-46	Sam Houston State
<i>GMAC Bowl Coors Classic (Mobile, Ala.)</i>				
#25/rv	D17	L	62-66	at South Alabama
rv/rv	D20	L	73-83	at UNLV
rv/rv	D23	W	92-84	at North Texas
	D27	W	67-41	Rhode Island
	D31	W	78-67	McNeese State
J3	W	75-62	at Centenary	
J7	W	86-83	Texas A&M-Corpus Christi	
J11	L	62-71	* at Rice	
J14	L	56-66	* UCF	
J18	W	62-58	* Southern Miss	
J21	L	79-82	* at UAB	
J25	W	82-57	* at Tulane	
J28	W	69-56	* Marshall	
F1	W	62-58	* UTEP	
F4	W	64-60 (OT)	* ECU	

F7	W	82-74	at Texas A&M-Corpus Christi
F11	W	69-57	* SMU
F15	W	78-71	* UCF
F18	W	73-46	* Tulsa
F25	L	63-69	* at UTEP
M1	W	74-71	* Rice
M4	L	62-69	* at Memphis

C-USA Tournament (Memphis, Tenn.)

M9	W	71-52	vs. UCF
M10	L	54-68	at Memphis

NIT First Round (Houston)

M15	W	77-67	vs. BYU
-----	---	-------	---------

NIT Second Round (Springfield, Mo.)

M17	L	59-60	at Missouri State
-----	---	-------	-------------------

2006-07 (18-15 • 10-6 C-USA)

Captains: Oliver Lafayette, Jahmar Thorpe

N13	W	102-99 (OT)	at Rhode Island
N18	W	89-80	Monmouth
N22	W	96-61	Grambling State
N25	L	78-81	at Saint Louis
N29	W	101-54	Prairie View A&M
D2	L	84-102	at VCU
D17	L	62-87	at Arizona

Outrigger Rainbow Classic (Honolulu)

D21	W	68-46	vs. Charlotte
D22	L	72-80	vs. Creighton
D23	L	57-70	vs. Nebraska
D30	L	62-78	UNLV
J3	L	70-77	at Kentucky
J11	L	69-79	* #20/19 Memphis
J13	W	82-67	* SMU
J17	L	71-76	* at Rice
J20	W	69-67	* at Tulsa
J24	W	73-70 (OT)	* UCF
J27	W	77-61	* at Marshall
J29	W	59-58	Saint Louis
J31	W	70-63	* Rice
F3	L	71-79	* at UTEP
F7	W	64-49	* at SMU
F10	W	83-59	* ECU
F14	L	61-66	South Alabama
F17	W	70-64	* UAB
F19	L	69-74	* at Southern Miss
F21	W	78-70	* Tulane
F25	L	64-77	* at #7/7 Memphis
F28	L	72-75 (OT)	* at UCF
M3	W	74-67	* UTEP

C-USA Tournament (Memphis, Tenn.)

M8	W	62-59	vs. Southern Miss
M9	W	77-62	vs. Rice
M10	L	59-71	at #5/5 Memphis

2007-08 (24-10 • 11-5 C-USA)

• College Basketball Invitational Semifinals

Captains: Dion Dowell, Marcus Malone, Robert McKiver, Lanny Smith, Tafari Toney

rv/	N9	W	83-54	Morehead State
<i>ESPN Puerto Rico Tip-Off (San Juan, P.R.)</i>				
rv/	N15	L	72-73	vs. VCU
rv/	N16	W	64-58	vs. Marist
rv/	N17	W	84-69	vs. College of Charleston
	N21	W	73-66	Texas Southern
	N24	W	95-53	Grambling State
	N26	W	86-79	Coastal Carolina
D1	W	83-68	Middle Tennessee	
D4	W	67-56	Toledo	
D8	W	73-49	Southern	
D18	W	83-69	Kentucky	
rv/rv	D29	W	76-65	Arkansas-Pine Bluff
rv/rv	J2	L	89-95	at Massachusetts
/rv	J12	L	71-85	/#24 Arizona
	J16	W	99-71	* at SMU
	J19	W	77-72	* UTEP
/rv	J23	W	69-60	* at Rice
/rv	J26	W	71-58	* Marshall
rv/rv	J30	L	77-89	* #1/1 Memphis
rv/rv	F2	W	84-81	* at UCF
	F6	W	92-81	* Tulsa
	F9	W	66-56	* at Tulane

F13	L	59-68	* at #1/1 Memphis
F16	W	69-47	* SMU
F20	L	99-101	* at UAB
F23	W	71-62	* Rice
F27	W	95-67	* Southern Miss
M1	L	83-84	* at ECU
M5	W	73-68	* UCF
M8	L	81-87	* at UTEP

C-USA Championship (Memphis, Tenn.)

M13	L	77-80	vs. UTEP
-----	---	-------	----------

CBI First Round (Reno, Nev.)

M18	W	80-79	at Nevada
-----	---	-------	-----------

CBI Quarterfinals (Houston)

M24	W	91-67	Valparaiso
-----	---	-------	------------

CBI Semifinals (Tulsa, Okla.)

M26	L	69-73	at Tulsa
-----	---	-------	----------

2008-09 (21-12 • 10-6 C-USA)

• College Basketball Invitational First Round

Captains: DaShaun Williams, Aubrey Coleman, Kelvin Lewis

2K Sports Classic benefiting Coaches vs. Cancer (Durham, N.C.)

N11	L	63-65	vs. Georgia Southern
N12	W	76-57	vs. Presbyterian
N15	W	73-64	Western Kentucky
N18	W	110-57	Alcorn State
N29	W	84-51	North Texas
D2	W	70-67	at Middle Tennessee
D13	W	92-58	Mississippi Valley State
D20	W	71-63	at Toledo
D28	L	67-71	Iowa State
D30	W	80-54	Massachusetts
J3	L	65-82	at Mississippi State
J6	W	85-65	Texas A&M-Corpus Christi
J10	W	75-56	* UAB
J14	W	94-86	* at UTEP
J17	L	76-83	* at Southern Miss
J21	W	85-67	* ECU
J24	L	90-96 (OT)	at Arizona
J28	L	55-62	* UTEP
J31	L	68-83	* at #18/19 Memphis
F4	W	97-69	* at UCF
F7	W	72-65	* Rice
F11	W	69-56	* at SMU
F14	W	83-64	* Tulane
F18	L	83-88	* at Marshall
F21	W	77-72	* UCF
F25	L	68-77	* at Tulsa
F28	W	56-51	* at Rice
M4	L	60-69	* #5/3 Memphis
M7	W	89-77	* SMU

C-USA Tournament (Memphis, Tenn.)

M11	W	86-76	vs. SMU
M12	W	89-85 (OT)	vs. UTEP
M13	L	49-74	at #4/3 Memphis

CBI First Round (Corvallis, Ore.)

M18	L	45-49	at Oregon State
-----	---	-------	-----------------

2009-10 (19-16 • 7-9 C-USA)

• NCAA Midwest Region First Round

• C-USA Tournament Champions

Captains: Aubrey Coleman, Sean Coleman, Kelvin Lewis

N17	W	92-60	Nicholls State	
N21	L	99-112	at Nevada	
<i>Cars/Safeway Great Alaska Shootout (Anchorage, Alaska)</i>				
N26	W	100-93	vs. #25/RV Oklahoma	
N27	L	65-72	vs. San Diego	
N28	W	73-57	at Alaska-Anchorage	
D6	W	83-76	Texas A&M-Corpus Christi	
D14	W	93-85	Troy	
D19	L	64-70	Mississippi State	
D21	W	81-58	The Citadel	
D23	W	105-81	TCU	
D29	L	94-99	Louisiana Tech	
J1	L	82-83	at UTSA	
J3	L	75-82 (2OT)	at Iowa State	
J6	W	83-66	* at Rice	
J9	L	80-86	* Tulsa	

J13	W	75-65	* UTEP
J16	W	74-55	* at ECU
J20	L	71-78	* UCF
J23	L	77-92	* at Memphis
J30	W	81-66	* Marshall
F3	L	58-65	* at UTEP
F6	L	55-57	* Southern Miss
F9	W	74-72	at Western Kentucky
F13	W	66-60	* SMU
F16	L	65-68	* at UCF
F20	L	66-75	* at UAB
F24	W	92-75	* Memphis
F27	L	83-94	* at SMU
M3	W	78-70	* Rice
M6	L	76-79	* at Tulane

C-USA Championship (Tulsa, Okla.)

M10	W	93-80	vs. ECU
M11	W	66-65	vs. Memphis
M12	W	74-66	vs. Southern Miss
M13	W	81-73	vs. #25/21 UTEP

NCAA Tournament Midwest Region First Round (Spokane, Wash.)

M19	L	77-89	vs. #20/20 Maryland
-----	---	-------	---------------------



**JAMES
DICKEY
2010-14
64-62**

- 1 CBI appearance

2010-11 (12-18 • 4-12 C-USA)

Captains: Game-by-Game

N12	W	63-62 (OT)	Nicholls State
N14	W	88-68	Alcorn State
N17	L	54-60	at Louisiana Tech
N20	W	81-58	NW Oklahoma State
N23	W	78-65	Louisiana-Lafayette
N27	L	63-79	at TCU
N30	L	57-73	at LSU
D4	W	75-71 (OT)	at Sam Houston State
D6	W	64-61	Nevada
D11	L	63-68	UTSA
D18	L	78-81 (OT)	at Texas A&M-Corpus Christi
D21	W	75-73	Sam Houston State
D30	W	85-48	Rogers State
J5	L	73-85	* at Southern Miss
J8	W	76-71	* #19/18 UCF
J15	W	70-68	* at SMU
J19	W	64-57	* Tulsa
J22	L	52-57	* UTEP
J26	L	71-79 (OT)	* at Rice
J29	L	70-74	* at ECU
F1	L	62-63	* Marshall
F5	L	71-76 (OT)	* at Tulsa
F12	W	79-68	* Tulane
F16	L	51-65	* SMU
F19	L	64-76	* at UTEP
F22	L	58-69	* at Memphis
F26	L	55-68	* UAB
M2	L	77-80	* at Tulane
M5	L	57-72	* Rice

C-USA Championship (El Paso, Texas)

M9	L	87-97	vs. Marshall
----	---	-------	--------------

HISTORY



YEAR-by-YEAR RESULTS

2011-12 (15-15 • 7-9 C-USA)

Captains: Game-by-Game

N12	W 88-42	Grambling State
N14	W 84-71	Utah Valley

Played in Little Rock, Ark.

N18	W 87-78	vs. Arkansas
N22	L 74-76	Oakland
N26	L 80-81	TCU
N29	L 58-59	LSU
D3	W 87-66	Texas A&M-Corpus Christi
D6	L 78-81	at Texas State

RAMADA All-College Classic (Oklahoma City)

D17	L 74-79	vs. Oklahoma
D20	W 77-75	UTSA
D21	W 90-80	Rogers State
D28	W 71-67	North Carolina A&T
D30	W 94-61	Texas State

J4 W 70-69 (OT) * Tulsa

J7	L 50-70	* at UTEP
J11	L 63-74	* at UCF
J14	L 55-89	* Memphis
J18	L 54-70	* at SMU
J21	W 82-76	* ECU
J28	W 81-76 (OT) * UTEP	

F1	L 69-80	* at UAB
F4	L 54-75	* at Tulane
F8	L 71-79	* Rice
F11	L 48-72	* at Tulsa
F18	W 73-71	* Southern Miss
F22	L 58-66	* at Marshall
F25	W 62-59	* SMU
F29	W 82-53	* Tulane

C-USA Championship (Memphis, Tenn.)

M7	L 62-67 (OT)	vs. UTEP
----	--------------	----------

2012-13 (20-13 • 7-9 C-USA)

• College Basketball Invitational Quarterfinals
Captains: Game-by-Game

N9	W 81-76	Florida A&M
N13	W 77-75	at San Jose State
N17	W 87-47	Grambling State
N19	W 106-59	Louisiana College
N25	W 77-75	at Texas A&M-Corpus Christi
N28	L 80-81	at Prairie View A&M
D1	L 58-70	Texas A&M
D4	W 84-58	at TCU
D8	W 78-75 (OT)	Texas Southern
D15	W 85-63	Louisiana-Lafayette
D22	W 79-57	Chicago State
D29	W 80-75	Prairie View A&M
J3	W 96-71	UT Rio Grande Valley
J9	W 78-67	* SMU
J12	L 54-73	* at Southern Miss
J16	L 78-89	* at ECU
J19	L 75-79 (OT)	* UCF
J23	L 72-87	* Tulsa
J26	W 66-61	* UAB
J30	L 69-79	* at Rice
F2	W 84-80 (OT)	* at SMU
F9	L 85-88	* Tulane
F13	W 79-61	* UTEP
F16	L 92-101 (3OT)	* at Tulsa
F20	L 74-81	* at #21/19 Memphis
F27	L 53-63	* at UTEP
M2	W 103-76	* Marshall
M6	W 84-62	* Rice
M9	W 96-94	* at Tulane

C-USA Championship (Tulsa, Okla.)

M13	W 72-67	vs. Rice
M14	L 69-80	vs. UTEP

CBI First Round (Hofheinz Pavilion, Houston)

M20	W 73-72	Texas
-----	---------	-------

CBI Quarterfinals (Fairfax, Va.)

M25	L 84-88 (OT)	at George Mason
-----	--------------	-----------------

2013-14 (17-16 • 8-10 American)

Captains: Game-by-Game

N8	W 76-70	Texas State
N11	W 77-65	at UT Rio Grande Valley
N14	W 80-62	UTSA

Progressive Legends Classic Regional Round (Houston)

N17	W 80-66	Lehigh
N21	W 75-62	Howard

Progressive Legends Classic Championship Round (Barclays Center, Brooklyn, N.Y.)

N25	L 76-86	vs. Stanford
N26	L 64-76	vs. Texas Tech
N30	W 78-67	Texas A&M-Corpus Christi
D4	L 57-74	at Texas A&M
D7	L 68-72	San Jose State
D9	W 89-58	Alcorn State
D14	L 76-79 (OT)	at Louisiana-Lafayette

Dickie's Shootout (Toyota Center, Houston)

D21	W 54-52	vs. Rice
D31	W 75-71	* #17/15 UConn
J4	W 67-58	* at USF
J7	L 60-61	* Cincinnati
J16	L 52-91	* at #18/14 Louisville
J19	W 77-55	* Rutgers
J23	L 59-82	* at #23/22 Memphis
J26	L 68-75	* SMU
J30	L 43-80	* at UConn
F1	L 70-93	* at Rutgers
F5	L 62-77	* #14/10 Louisville
F9	W 88-74	* Temple
F15	L 62-73	* at #11/10 Cincinnati
F19	L 64-68	* at SMU
F22	W 88-84	* UCF
F27	W 77-68	* #21/22 Memphis

M1	W 89-79	* at Temple
M4	W 78-69	* USF
M7	L 83-104	* at UCF

American Championship (Memphis, Tenn.)

M13	W 68-64	vs. #25/23 SMU
M14	L 65-94	vs. #5/5 Louisville



KELVIN SAMPSON

2014 - 232-74

- 1 NCAA Final Four appearance
- 5 NCAA Tournament appearances
- 4 American Athletic Conference championships
- 2 American Athletic Conference Tournament championships
- 2 NIT appearances

2014-15 (13-19 • 4-14 American)

Captains: LeRon Barnes, Mikhail McLean

N14	W 77-74	at Murray State
N22	W 72-57	Morgan State
N25	L 63-84	at Harvard
D4	W 72-58	UT Rio Grande Valley
D6	W 71-59	Abilene Christian
D16	W 83-76	Houston Baptist

Continental Tire Las Vegas Classic Regional (Houston)

D17	L 56-61 (OT)	Arkansas-Pine Bluff
D20	L 63-71	South Carolina State

Continental Tire Las Vegas Classic Championship Round (Orleans Arena, Las Vegas)

D22	L 73-75 (OT)	vs. Boise State
D23	W 82-69	vs. Texas Tech
D28	W 80-53	Mississippi Valley State
D31	L 54-73	* at Memphis
J4	L 54-72	* at Tulsa
J6	L 78-79 (OT)	* Tulsa
J11	L 44-62	* Memphis

J14	L 61-66	* at ECU
J16	L 65-68	* Tulane
J21	L 54-67	* at Cincinnati
J24	L 59-80	* at rv/rv SMU
J28	W 59-48	Rice
F1	W 70-68	* UConn
F5	L 44-57	* rv/rv Tulsa
F12	L 69-75	#25/25 SMU
F15	L 54-56	* at UCF
F17	L 67-69	* at USF
F21	L 53-63	* Cincinnati
F26	L 54-66	* at Temple
M1	W 72-55	* USF
M4	W 68-63 (OT)	* at Tulane
M8	W 72-54	* ECU

American Championship (Hartford, Conn.)

M12	W 66-60	vs. Tulane
M13	L 51-59	vs. Tulsa

2015-16 (22-10 • 12-6 American)

• NIT First Round
Captains: LeRon Barnes, Damyean Dotson, Devonta Pollard

N18	W 110-69	Prairie View A&M
N21	W 97-52	Florida A&M
N28	W 76-64	ULM
N30	W 78-65	UT Rio Grande Valley
D2	W 93-78	Murray State
D8	L 57-67	at Rhode Island
D13	W 105-98 (OT)	-/rv LSU

Global Sports Classic First/Second Rounds (Houston)

D16	W 73-65	North Carolina Central
D19	W 81-65	Eastern Illinois

Global Sports Classic Championship Rounds (Cox Pavilion, Las Vegas)

D21	L 69-78	vs. Grand Canyon
D22	W 94-89 (2OT)	vs. Wyoming
D28	W 76-49	Nicholls State
D30	W 73-67	* at USF
J2	W 77-50	* at Temple
J5	W 63-45	* Tulane
J13	L 59-70	* at -/rv Cincinnati
J17	L 57-69	* UConn
J19	L 73-77	* at #8/- SMU
J23	L 62-71	* USF
J27	W 81-66	* Tulsa
J30	W 97-93 (2OT)	* at ECU
F1	W 71-68	* #12/- SMU
F7	L 63-77	* at Tulsa
F10	W 98-90	* Memphis
F13	W 82-58	* UCF
F17	W 82-69	* at Tulane
F21	L 66-69	* Temple
F24	W 88-61	* at UCF
F28	W 75-68	* at rv/- UConn
M3	W 69-56	* rv/- Cincinnati

American Championship (Orlando)

M11	L 69-72	vs. Tulane
-----	---------	------------

NIT First Round (Atlanta)

M16	L 62-81	at Georgia Tech
-----	---------	-----------------

2016-17 (21-11 • 12-6 American)

• NIT First Round
Captains: Damyean Dotson, Rob Gray

N11	W 93-52	Morgan State
-----	---------	--------------

Gulf Coast Showcase (Estero, Fla.)

N21	W 93-56	vs. George Mason
N22	W 85-58	vs. South Dakota
N23	W 72-71	vs. Vermont
N26	W 83-53	Cornell
N29	L 65-84	at LSU

D3	W 105-61	Prairie View A&M
D6	L 72-84	at -/rv Arkansas
D10	W 82-77	-/rv Rhode Island
D17	W 83-58	UT Rio Grande Valley
D21	W 77-54	Liberty
D23	L 56-57	Harvard
D28	W 62-46	* at UConn (Hartford)
D31	W 70-56	* at USF
J4	W 64-61	* Tulsa

J7	L 58-67	* #22/22 Cincinnati
J11	W 74-58	* at ECU
J14	L 70-77	* at UCF
J19	L 67-70 (OT)	* Memphis
J21	L 64-85	* at rv/rv SMU
J24	W 65-51	* Tulane
J28	W 79-66	* Temple
F1	W 82-64	* UCF
F8	W 91-62	* at Tulane
F11	W 73-64	* at Tulsa
F18	L 66-76	* #19/23 SMU
F22	W 75-70	* UConn
F26	W 72-71	* at Memphis
M2	L 47-65	* at #18/20 Cincinnati
M5	W 73-61	* ECU

American Championship (Hartford, Conn.)

M10	L 65-74	at UConn
-----	---------	----------

NIT First Round (H&PE Arena, Houston)

M15	L 75-78	Akron
-----	---------	-------

2017-18 (27-8 • 14-4 American)

• NCAA Tournament West Region Second Round
• Final Rankings: 21st (AP) • 22nd (Coaches)
Captains: Rob Gray, Wes VanBeek

N10	W 81-53	McNeese
-----	---------	---------

Paradise Jam (Lynchburg, Va.)

N17	L 80-84	vs. Drexel
N18	W 68-66	at Liberty
N19	W 78-73	vs. Wake Forest
N25	W 97-58	UIW
N29	W 75-66	New Orleans
D2	W 91-65	rv/rv Arkansas
D6	W 88-66	Fairfield
D9	W 77-58	at Saint Louis
D13	L 77-80	at LSU
D17	W 92-72	Prairie View A&M

Hall of Fame Holiday Showcase (Uncasville, Conn.)

D20	W 70-59	vs. Providence
D28	W 79-60	* at USF
D30	W 76-73	* Temple
J4	L 73-81	* at #9/9 Wichita State
J11	W 104-71	* Tulsa
J14	W 65-49	* at ECU
J17	L 72-81	* at Tulane
J20	W 73-59	* #7/4 Wichita State
J28	W 63-40	* USF
J31	L 70-80	* at #8/8 Cincinnati
F3	W 69-65	* at UCF
F8	W 67-58	* SMU
F11	W 73-42	* Tulane
F15	W 67-62	* #5/5 Cincinnati
F18	W 80-59	* at Temple
F22	L 85-91	* at Memphis
F25	W 109-58	* ECU
F28	W 69-56	* at SMU
M4	W 81-71	* UConn

American Championship (Orlando)

M9	W 84-56	vs. UCF
M10	W 77-74	vs. #11/14 Wichita State
M11	L 55-56	vs. #8/8 Cincinnati

NCAA Tournament West Region (Wichita, Kan.)

M15	W 67-65	vs. rv/rv San Diego State
M17	L 63-64	vs. #7/7 Michigan

Home games played H&PE Arena on Texas Southern campus

HISTORY



YEAR-BY-YEAR RESULTS

2018-19 (33-4 • 16-2 American) • NCAA Tournament Midwest Region Sweet 16 • American Athletic Conference Champions • Final Rankings: 11th (AP) • 12th (Coaches) Captains: Galen Robinson Jr., Corey Davis Jr.

Men Against Breast Cancer Cougar Cup

N10	W	101-54	Alabama A&M
N14	W	79-68	Rice
N19	W	82-55	Northwestern State
N24	W	76-62	at BYU
rv/rv	N28	W 65-61	UT Rio Grande Valley

Inaugural Game in Fertitta Center (Houston)

rv/rv	D1	W 65-61	#18/21 Oregon
rv/rv	D4	W 79-56	Lamar
rv/rv	D8	W 63-53	at Oklahoma State
#24/22	D12	W 82-76	LSU
#24/22	D16	W 68-64	Saint Louis
#21/20	D20	W 60-50	Utah State
#21/20	D23	W 75-44	Coppin State
#22/19	D29	W 80-59	rv/- NJIT
#19/17	J2	W 74-56	* Tulsa
#19/17	J6	W 90-77	* Memphis
#17/15	J9	L 69-73	* at Temple
#17/15	J12	W 79-70	* Wichita State
#21/17	J16	W 69-58	* at SMU
#21/17	J19	W 69-60	* at USF
#17/17	J23	W 94-50	* ECU
#17/17	J27	W 77-65	* at Tulsa
#12/12	J31	W 73-66	* Temple
#12/12	F7	W 77-68	* at UCF
#12/12	F10	W 65-58	* #25/23 Cincinnati
#9/9	F14	W 71-63	* at UConn
#9/9	F17	W 85-50	* at Tulane
#9/8	F23	W 71-59	* USF
#8/6	F27	W 99-65	* at ECU
#8/6	M2	L 64-69	* UCF
#12/12	M7	W 90-79	* SMU
#12/12	M10	W 85-69	* at #20/19 Cincinnati

American Championship (Memphis, Tenn.)

#11/10	M15	W 84-45	vs. UConn
#11/10	M16	W 61-58	at Memphis
#11/10	M17	L 57-69	vs. #24/23 Cincinnati

NCAA Tournament Midwest Region (Tulsa, Okla.)

#11/9	M22	W 84-55	vs. Georgia State
#11/9	M24	W 74-59	vs. Ohio State

NCAA Tournament Midwest Regional (Kansas City, Mo.)

#11/9	M29	L 58-62	vs. #7/7 Kentucky
-------	-----	---------	-------------------

Home games played in H&PE Arena on Texas Southern campus and in Fertitta Center on UH campus

2019-20 (23-8 • 13-5 American) • American Athletic Conference Champions • Final Rankings: 22nd (AP) • 23rd (Coaches) Captain: Nate Hinton

N12	W	84-56	Alabama State
N15	L	71-72	BYU
N19	W	97-89	at Rice
N22	L	66-78	at #11/11 Oregon
N26	W	112-73	Houston Baptist
D4	W	68-60	Texas State

American/SEC Alliance (Columbia, S.C.)

D8	W	75-56	at South Carolina
D11	W	71-63	UT Arlington
D15	L	55-61	Oklahoma State
D19	W	77-57	UTEP

Hawaiian Airlines Diamond Head Classic (Honolulu)

D22	W	81-56	vs. Portland
D23	W	70-59	vs. Georgia Tech
D25	W	75-71	vs. #21/20 Washington

rv/rv	J3	W 78-63	* UCF
rv/rv	J7	W 78-74	* at Temple
rv/rv	J11	L 61-63	* at Tulsa
rv/rv	J15	W 71-62	* SMU
rv/rv	J18	W 65-54	* at #16/16 Wichita State
#25/24	J23	W 63-59	* UConn
#25/24	J26	W 68-49	* USF
#21/20	J29	W 69-59	* at ECU
#21/20	F1	L 62-64	* at Cincinnati
#25/25	F6	W 75-62	* Tulane
#25/25	F9	W 76-43	* rv/rv Wichita State

#20/19	F12	W 62-58	* at USF
#20/19	F15	L 72-73 (OT)	* at SMU
#22/22	F19	W 76-43	* rv/- Tulsa
#22/22	F22	L 59-60	* at Memphis
#25/rv	M1	W 68-55	* Cincinnati
#21/21	M5	L 71-77	* at UConn
#21/21	M8	W 64-57	* Memphis

Remainder of season canceled due to COVID-19 pandemic
Home games played in Fertitta Center on UH campus

2020-21 (28-4 • 14-3 American) • NCAA Final Four • NCAA Midwest Regional Champions • American Athletic Conference Tournament Champions • Final Rankings: 6th (AP) • 3rd (Coaches) Captains: DeJon Jarreau, Justin Gorham

#17/18	N25	W 89-45	Lamar
--------	-----	---------	-------

Southwest Showcase (Fertitta Center)

#17/18	N27	W 68-58	Boise State
--------	-----	---------	-------------

Southwest Showcase (Dickies Arena; Fort Worth, Texas)

#17/18	N29	W 64-53	vs. #14/13 Texas Tech
#10/18	D5	W 77-67	South Carolina
#7/8	D9	PPD	Sam Houston State
#7/8	D12	PPD	Rice
#6/8	D15	PPD	* UCF
#6/8	D19	Canceled	at rv/rv Alabama
#6/8	D20	W 88-55	Alcorn State
#6/7	D22	W 76-50	* Temple
#6/7	D26	W 63-54	* at rv/rv UCF
#5/5	D29	L 64-65	* at Tulsa
#5/5	J3	W 74-60	* at rv/rv SMU
#11/11	J6	W 70-63	* Wichita State
#11/11	J9	W 71-50	* Tulane
#11/11	J14	Canceled	* at USF
#11/11	J17	W 75-58	* UCF
#8/8	J20	W 86-59	* nr/rv Tulsa
#8/8	J23	W 86-51	* at Temple
#6/6	J28	W 83-60	* at Tulane
#6/6	J31	W 70-48	* SMU
#5/5	F3	L 73-82	* at ECU
#5/5	F6	W 112-46	Our Lady of the Lake
#8/7	F10	W 82-65	* at USF
#8/7	F14	Canceled	* Memphis
#6/5	F17	Canceled	* East Carolina
#6/5	F18	L 63-68	* at Wichita State
#6/5	F21	W 90-52	* Cincinnati
#12/10	F25	W 81-57	* rv/- WKU
#12/10	F28	W 98-52	* USF
#9/7	M7	W 67-64	* Memphis

American Athletic Conference Championship (Dickies Arena Fort Worth, Texas)

#7/7	M12	W 77-52	vs. Tulane
#7/7	M13	W 76-74	vs. Memphis
#7/7	M14	W 91-54	vs. Cincinnati

NCAA Tournament First Round (Skjodt Assembly Hall, Bloomington, Ind.)

#6/6	M19	W 87-56	vs. Cleveland State
------	-----	---------	---------------------

NCAA Tournament Second Round (Lucas Oil Stadium – Unity Court, Indianapolis)

#6/6	M21	W 63-60	vs. Rutgers
------	-----	---------	-------------

NCAA Tournament Regionals Sweet 16 (Hinkle Fieldhouse, Indianapolis)

#6/6	M27	W 62-46	vs. Syracuse
------	-----	---------	--------------

NCAA Tournament Regionals Elite Eight (Lucas Oil Stadium – Equality Court, Indianapolis)

#6/6	M29	W 67-61	vs. Oregon State
------	-----	---------	------------------

NCAA Tournament Final Four (Lucas Oil Stadium – Equality Court, Indianapolis)

#6/6	A3	L 59-78	vs. #3/3 Baylor
------	----	---------	-----------------

Home games played in Fertitta Center on UH campus

2021-22 (32-6 • 15-3 American) • NCAA Elite Eight • American Athletic Conference Champions • American Athletic Conference Tournament Champions • Final Rankings: 15th (AP) • 7th (Coaches) Captain: Fabian White Jr.

#15/14	N9	W 83-75 (OT)	Hofstra
#15/14	N12	W 79-46	Rice
#15/14	N16	W 67-47	rv/#25 Virginia

Maui Jim Maui Invitational (Las Vegas)

#12/11	N22	W 70-52	vs. Butler
#12/11	N23	L 63-65	vs. Wisconsin
#12/11	N24	W 78-49	vs. rv/#23 Oregon
#15/14	N30	W 99-58	Northwestern State
#15/14	D3	W 111-44	Bryant
#14/13	D6	W 77-45	Alcorn State
#14/13	D11	L 82-83	at #9/9 Alabama
#14/13	D14	W 71-56	Louisiana

Hoop Hype XL | College Basketball Showcase (Dickies Arena • Fort Worth, Texas)

#14/13	D18	W 72-61	vs. Oklahoma State
#13/14	D22	W 80-47	Texas State
#12/14	J2	W 66-61	* at Temple
#12/14	J5	W 83-66	* at South Florida
#12/14	J8	W 76-66	* Wichita State
#11/11	J15	W 66-64	* at Tulsa
#10/10	J18	W 74-55	* South Florida
#10/10	J22	W 79-36	* East Carolina
#7/9	J29	W 63-49	* at UCF
#6/9	F2	W 73-62	* Tulane
#6/9	F6	W 80-58	* at Cincinnati
#6/7	F9	L 83-85	* at -rv SMU
#6/7	F12	L 59-69	* Memphis
#14/15	F17	W 70-52	* UCF
#14/15	F20	W 76-74 (2OT)	* at Wichita State
#14/14	F23	W 81-67	* at Tulane
#14/15	F27	W 75-61	* SMU
#14/14	M1	W 71-53	* Cincinnati
#14/14	M3	W 84-46*	Temple
#14/14	M6	L 61-75	* at Memphis

The American Championship Quarterfinals (Dickies Arena • Fort Worth, Texas)

#18/18	M11	W 69-56	vs. Cincinnati
#18/18	M12	W 86-66	vs. Tulane
#18/18	M13	W 71-53	vs. Memphis

NCAA Tournament South Region First/Second Rounds (PPG Paints Arena • Pittsburgh)

#15/15	M18	W 82-68	vs. UAB
#15/15	M20	W 68-53	vs. #19/16 Illinois

NCAA Tournament South Region Regional Rounds (AT&T Center • San Antonio, Texas)

#15/15	M24	W 72-60	vs. #2/2 Arizona
#15/15	M26	L 44-50	vs. #6/5 Villanova

Home games played in Fertitta Center on UH campus

2022-23 (33-4 • 17-1 American) • NCAA Sweet 16 • American Athletic Conference Champions • Final Rankings: 2nd (AP) • 6th (Coaches) Captain: Marcus Sasser, Jamal Shead

#3/3	N7	W 83-36	Northern Colorado
------	----	---------	-------------------

Veterans Classic

#3/3	N11	W 81-55	vs. Saint Joseph's
------	-----	---------	--------------------

Cougar Classic

#3/3	N14	W 83-45	Oral Roberts
#3/3	N16	W 83-48	Texas Southern
#3/3	N20	W 66-56	at rv/rv Oregon
#2/2	N26	W 49-44	Kent State
#1/1	N29	W 100-52	Norfolk State

The Battleground 2K22 (Fort Worth, Texas - Dickies Arena)

#1/1	D3	W 53-48	vs. -rv Saint Mary's (Calif.)
#1/1	D6	W 76-42	North Florida
#1/1	D10	L 65-71	#8/10 Alabama
#5/4	D13	W 74-46	North Carolina A&T
#5/4	D17	W 69-61	at #2/2 Virginia
#3/3	D21	W 83-44	McNeese
#3/3	D28	W 89-60	* at Tulsa
#3/3	D31	W 71-65	* UCF
#2/2	J5	W 87-53	* SMU

#2/2	J8	W 72-59	* at Cincinnati
#1/1	J11	W 83-77	* South Florida
#1/1	J17	W 80-60	* at Tulane
#1/1	J22	L 55-56	* Temple
#3/3	J25	W 82-71	* at UCF
#3/3	J28	W 75-69	* Cincinnati
#3/3	F2	W 70-61	* at Wichita State
#3/3	F5	W 81-65	* at Temple
#2/2	F8	W 80-42	* Tulsa
#2/2	F16	W 80-65	* at SMU
#2/2	F19	W 72-64	* at Memphis
#1/1	F22	W 89-59	* Tulane
#1/1	F25	W 76-57	* at East Carolina
#1/1	M2	W 83-66	* Wichita State
#1/1	M5	W 67-65	* at Memphis

American Athletic Conference Championship (Dickies Arena • Fort Worth, Texas)

#1/1	M10	W 60-46	vs. (9) East Carolina
#1/1	M11	W 69-48	vs. (4) Cincinnati
#1/1	M12	L 65-75	vs. (2) Memphis

NCAA Tournament Midwest Region First/Second Rounds (Legacy Arena • Birmingham, Ala.)

#2/1	M16	W 63-52	vs. (16) Northern Kentucky
#2/1	M18	W 81-64	vs. (9) Auburn

NCAA Tournament Midwest Regional (T-Mobile Center • Kansas City, Mo.)

#2/1	M24	L 75-89	vs. #16/15 Miami (Fla.)
------	-----	---------	-------------------------

Home games played in Fertitta Center on UH campus



YEARLY RECORDS

LONE STAR CONFERENCE (47-33 - 32-14 LSC)

Table with columns: Year, Overall W-L, Conference Record, Conference Finish, Home, Away, Neutral, Postseason, Head Coach. Rows include years 1946 to 1948-49.

GULF COAST CONFERENCE (16-7 - 6-0 GCC)

Table with columns: Year, Overall W-L, Conference Record, Conference Finish, Home, Away, Neutral, Postseason, Head Coach. Rows include years 1949-50.

MISSOURI VALLEY CONFERENCE (116-134 - 46-76 MVC)

Table with columns: Year, Overall W-L, Conference Record, Conference Finish, Home, Away, Neutral, Postseason, Head Coach. Rows include years 1950-51 to 1959-60.

INDEPENDENT (308-112)

Table with columns: Year, Overall W-L, Conference Record, Conference Finish, Home, Away, Neutral, Postseason, Head Coach. Rows include years 1960-61 to 1974-75.

SOUTHWEST CONFERENCE (416-230 - 203-122 SWC)

Table with columns: Year, Overall W-L, Conference Record, Conference Finish, Home, Away, Neutral, Postseason, Head Coach. Rows include years 1975-76 to 1995-96.

CONFERENCE USA (251-271 - 110-158 C-USA)

Table with columns: Year, Overall W-L, Conference Record, Conference Finish, Home, Away, Neutral, Postseason, Head Coach. Rows include years 1996-97 to 2012-13.

AMERICAN ATHLETIC CONFERENCE (249-90 - 125-54 American)

Table with columns: Year, Overall W-L, Conference Record, Conference Finish, Home, Away, Neutral, Postseason Tournament, Head Coach. Rows include years 2013-14 to 2022-23 and Totals.

BIG 12 CONFERENCE (0-0 - 0-0 Big 12)

Table with columns: Year, Overall W-L, Conference Record, Conference Finish, Home, Away, Neutral, Postseason Tournament, Head Coach. Rows include year 2023-24.

COACHING RECORDS

By Victories

Table with columns: Years, Coach, Seasons, Wins, Losses, Pct. Rows include coaches like Guy V. Lewis, Kelvin Sampson, Pat Foster, Alden Pasche, Tom Penders, James Dickey, Alvin Brooks, Ray McCallum, Clyde Drexler.

By Winning Percentage

Table with columns: Years, Coach, Seasons, Wins, Losses, Pct. Rows include coaches like Kelvin Sampson, Guy V. Lewis, Pat Foster, Tom Penders, Alden Pasche, James Dickey, Alvin Brooks, Ray McCallum, Clyde Drexler.

By Conference Victories

Table with columns: Years, Coach, Seasons, Wins, Losses, Pct. Rows include coaches like Guy V. Lewis, Kelvin Sampson, Pat Foster, Alden Pasche, Tom Penders, James Dickey, Alvin Brooks, Ray McCallum, Clyde Drexler.

By Conference Winning Percentage

Table with columns: Years, Coach, Seasons, Wins, Losses, Pct. Rows include coaches like Kelvin Sampson, Pat Foster, Tom Penders, Guy V. Lewis, Alden Pasche, James Dickey, Ray McCallum, Alvin Brooks, Clyde Drexler.



2023-24 HOUSTON MEN'S BASKETBALL

RECORDS

Individual Records.....	156
Team Records.....	157
Scoring Leaders.....	158-161
Field Goals Leaders.....	162
3-Point Field Goals Leaders.....	164-165
Free Throws Leaders.....	166
Rebounds Leaders.....	168-169
Assists Leaders.....	170-171
Blocked Shots Leader.....	172
Steals Leaders.....	173
Wins Leaders.....	174
Games Played Leaders.....	175
Minutes Played Leaders.....	176
Miscellaneous Records.....	177
Team Season Leaders.....	178
Team Single-Game Leaders.....	179
1,000-Point Club.....	180-183
30-Point Club.....	184-185
Outstanding Performances.....	186-187
Individual Year-by-Year Leaders.....	188-189
Team Year-by-Year Statistics.....	190-191
Houston as a Ranked Team.....	192-193
Houston vs. Ranked Teams.....	194-196
Rankings Breakdown.....	197
Starting Lineups.....	198-200
Regular-Season	
Tournaments History.....	201-202
100-Point Games.....	203-204
NCAA Postseason Records.....	205
NIT Records.....	206
CBI Records.....	207
Conference Tournament Records.....	208
Freshman Single-Season Records.....	209-210
Miscellaneous Records.....	211-212
Fertitta Center Team Records.....	213
Fertitta Center Individual Records.....	214
Home Attendance Records.....	215



INDIVIDUAL RECORDS

SINGLE-GAME

Points:	62, Elvin Hayes, vs. Valparaiso (2/24/68)
Field Goals Made:	28, Elvin Hayes, vs. Valparaiso (2/24/68)
Field Goal Attempts:	28, Elvin Hayes, vs. Valparaiso (2/24/68)
Field Goal Percentage:	.933 (14-15), Louis Dunbar, vs. Rice (1/16/73)
3-Point Field Goals Made:	9, Robert McKiver, vs. Middle Tennessee (12/1/07); Robert McKiver, vs. College of Charleston (11/17/07); Robert McKiver, vs. Prairie View A&M (11/29/06)
3-Point Field Goal Attempts:	20, Robert McKiver, vs. College of Charleston (11/18/07)
3-Point Field Goal Percentage:	.857 (6-7), Tim Hobby, vs. SMU (1/21/87)
Free Throws Made:	18, Dominic Smith, vs. Southern Miss (1/23/02); Ollie Taylor, vs. UC Santa Barbara (12/30/69)
Free Throw Percentage:	1.000, done 13 times; Most recently by Devonta Pollard (11-11), vs. Prairie View A&M (11/18/15)
Free Throw Attempts:	24, Lyle Harger, vs. Trinity (2/16/63); Don Boldebeck, vs. Detroit (12/17/54)
Consecutive Free Throws Made:	17, Kelvin Lewis, at UTEP (1/14/09)
Rebounds:	37, Elvin Hayes, vs. Centenary (2/10/68)
Assists:	17, Reid Gettys, vs. Rice (2/17/85)
Blocked Shots:	16, Hakeem Olajuwon, vs. Biscayne (12/3/83)
Steals:	11, Clyde Drexler, vs. Syracuse (12/11/82)
Minutes Played:	60, Clyde Drexler, at TCU (2/17/81)

SINGLE-SEASON

Points:	1,214, Elvin Hayes (1967-68)
Scoring Average:	36.8, Elvin Hayes (1967-68)
Field Goals Made:	519, Elvin Hayes (1967-68)
Field Goal Attempts:	945, Elvin Hayes (1967-68)
Field Goal Percentage:	.684 (156-228), Bo Outlaw (1991-92)
3-Point Field Goals Made:	145, Robert McKiver (2007-08)
3-Point Field Goal Attempts:	376, Robert McKiver (2007-08)
3-Point Field Goal Percentage:	.456 (72-158), Byron Smith (1989-90)
Free Throws Made:	235, Ollie Taylor (1969-70)
Free Throw Attempts:	321, Ollie Taylor (1969-70)
Free Throw Percentage:	.922 (94-102), Zamal Nixon (2010-11)
Consecutive Free Throws Made:	28, Dominic Smith (1/23/02 to 2/9/02)
Rebounds:	624, Elvin Hayes (1967-68)
Rebounds per Game:	18.9 (624-33), Elvin Hayes (1967-68)
Assists:	309, Reid Gettys (1983-84)
Assists per Game:	8.4 (309-37), Reid Gettys (1983-84)
Blocked Shots:	207, Hakeem Olajuwon (1983-84)
Blocked Shots per Game:	5.6 (207-37), Hakeem Olajuwon (1983-84)
Steals:	113, Clyde Drexler (1982-83)
Steals per Game:	3.4 (105-34), Oliver Lafayette (2005-06)
Personal Fouls:	125, Mike Schultz (1976-77)
Disqualifications:	14, Jim Hatton (1953-54)
Games Played:	38, Fabian White Jr., Josh Carlton, Jamal Shead, J'Wan Roberts (2021-22)
Games Started:	38, Fabian White Jr. (2021-22)
Minutes Played:	1,354, Michael Young (1983-84)
Minutes Played per Game:	39.0, Robert Williams (1980-81)
Double-Doubles:	32, Elvin Hayes (1967-68)
20-Point Games:	30, Elvin Hayes (1967-68)
30-Point Games:	30, Elvin Hayes (1967-68)
40-Point Games:	12, Elvin Hayes (1967-68)

CAREER

Points:	2,884, Elvin Hayes (1965-68)
Scoring Average:	31.0, Elvin Hayes (1965-68)
Field Goals Made:	1,215, Elvin Hayes (1965-68)
Field Goal Attempts:	2,265, Elvin Hayes (1965-68)
Field Goal Percentage:	.669 (352-526), Bo Outlaw (1991-93)
3-Point Field Goals Made:	276, Marcus Sasser (2019-23)
3-Point Field Goal Attempts:	748, Marcus Sasser (2019-23)
3-Point Field Goal Percentage:	.423 (137-324), Byron Smith (1989-91)
Free Throws Made:	480, Otis Birdsong (1980-83)
Free Throw Percentage:	.861 (174-202), Bernie Kapner (1956-59)
Free Throw Attempts:	769, Elvin Hayes (1965-68)
Rebounds:	1,602, Elvin Hayes (1965-68)
Rebounds per Game:	17.2 (1,602-93), Elvin Hayes (1965-68)
Assists:	740, Reid Gettys (1981-85)
Assist per Game:	6.2 (740-120), Reid Gettys (1981-85)
Blocked Shots:	454, Hakeem Olajuwon (1980-84)
Blocked Shots per Game:	4.5 (454-100), Hakeem Olajuwon (1980-84)
Steals:	268, Clyde Drexler (1980-83)
Steals per Game:	2.9 (183-64), Oliver Lafayette (2005-07)
Personal Fouls:	340, Larry Micheaux (1979-83)
Disqualifications:	24, Jim Hatton (1953-55)
Games Played:	149, Fabian White Jr. (2017-22)
Consecutive Games Played:	136, Galen Robinson Jr. (2015-19)
Games Started:	129, Michael Young (1980-84)
Minutes Played:	4,498, Michael Young (1980-84)
Minutes Played per Game:	37.2, Ollie Taylor (1968-70)
Double-Doubles:	86, Elvin Hayes (1965-68)
Consecutive Double-Doubles:	46, Elvin Hayes (1/31/67 to 3/23/68)
20-Point Games:	82, Elvin Hayes (1965-68)
Consecutive 20-Point Games:	18, Elvin Hayes (1/2/68 to 3/22/68)
30-Point Games:	54, Elvin Hayes (1965-68)
Consecutive 30-Point Games:	18, Elvin Hayes (1/2/68 to 3/22/68)
40-Point Games:	18, Elvin Hayes (1965-68)
Consecutive 40-Point Games:	5, Elvin Hayes (2/17/68 to 3/4/68)



TEAM RECORDS

GAMES WON

Season – High:	33 in 2022-23, 2018-19
Season – Low:	8 in 2002-03

CONSECUTIVE GAMES WON

Overall:	32 (3/25/67 to 3/16/68)
In-Season:	31 (12/2/67 to 3/22/68)

GAMES LOST

Season – High:	22 in 1999-00
Season – Low:	2 in 1967-68

CONSECUTIVE GAMES LOST

Overall:	13 (12/7/93 to 2/2/94)
-----------------	------------------------

MARGIN OF VICTORY

UH:	77 (158-81), vs. Valparaiso (2/24/68)
Opp:	47 (63-110), at Washington (12/24/04)

POINTS

Game – High:	158, vs. Valparaiso (2/24/68)
Game – Low:	33, vs. Southeast Oklahoma (12/8/47)
Opp. Game – High:	121, at Bowling Green (3/1/75)
Opp. Game – Low:	28, by Oklahoma City (1/26/48)
Half – High:	85 (1st), vs. Texas Wesleyan (2/22/66)
Half – Low:	5 (2nd), vs. Texas A&M (1/10/79)
Opp. Half – High:	66 (2nd), vs. Purdue (Indianapolis) (12/10/93)
Opp. Half – Low:	12 (1st), at UConn (12/28/16) 14 (2nd), by Tulsa (2/18/06)
Overtime:	17, vs. Rice (12/7/99); vs. Texas A&M (1/24/97)
Opp. Overtime:	23, at Rice (1/26/11)
Season – High:	3,467 in 1976-77
Season – Low:	756 in 1946

SCORING AVERAGE

Season – High:	98.1 in 1965-66
Season – Low:	54.0 in 1965-66

FIELD GOALS MADE

Game – High:	74, vs. Valparaiso (2/24/68)
Game – Low:	12, vs. Sam Houston State (1/17/46)
Season – High:	1,419 in 1976-77
Season – Low:	288 in 1946

FIELD GOAL ATTEMPTS

Game – High:	124, vs. Texas Wesleyan (2/22/66)
Game – Low:	39, vs. Maryland (3/19/83) NCAA Tournament Midwest Regional vs. Arkansas (1/19/80)
Season – High:	2,808 in 1967-68
Season – Low:	1,437 in 1947-48

FIELD GOAL PERCENTAGE

Game – High:	70.0 (35-of-50), vs. Tennessee State (12/30/01)
Game – Low:	21.3 (16-75), vs. Texas A&M (2/24/54)
Season – High:	53.1 (1,186-of-2,232) in 1982-83
Season – Low:	28.1 (446-1,587) in 1948-49

3-POINT FIELD GOALS MADE

Game – High:	19, vs. Florida Tech (11/22/05)
Game – Low:	0, done nine times; Most recently vs. Saint Louis (3/7/01, C-USA Tournament)
Season – High:	375 in 2007-08
Season – Low:	94 in 1986-87

3-POINT FIELD GOAL ATTEMPTS

Game – High:	45, vs. Saint Louis (12/5/90)
Game – Low:	1, vs. Rice (2/7/87)
Season – High:	1,039 in 2007-08
Season – Low:	238 in 1986-87

3-POINT FIELD GOAL PERCENTAGE

Game – High:	.750 (12-of-16), at Louisville (2/6/88)
Game – Low:	0.0, done nine times; Most recently vs. Saint Louis (0-8) (3/7/01, C-USA Tournament)
Season – High:	42.5 (150-of-353) in 1989-90
Season – Low:	29.1 (105-361) in 2000-01

FREE THROWS MADE

Game – High:	43, vs. Southwestern (12/12/77)
Game – Low:	0, at TCU (1/19/05); vs. SMU (1/5/84)
Season – High:	644 in 1976-77
Season – Low:	205 in 1947-48

FREE THROW ATTEMPTS

Game – High:	54, at Bradley (2/9/56)
Game – Low:	1, vs. SMU (2/16/11)
Season – High:	950 in 1976-77
Season – Low:	345 in 1947-48

FREE THROW PERCENTAGE

Game – High:	95.7 (22-of-23), at Montana State (1/30/70)
Game – Low:	0.0 (0-7), at TCU (1/19/05) (0-6), vs. SMU (1/5/84)
Season – High:	77.0 (552-of-717) in 2007-08
Season – Low:	57.0 (318-558) in 1948-49

REBOUNDS

Game – High:	91, vs. Rice (3/7/74)
Game – Low:	15, vs. Oklahoma State (1/25/54)
Season – High:	2,074 in 1967-68
Season – Low:	871 in 1957-58

REBOUNDING AVERAGE

Season – High:	62.8 (2,074 - 33) in 1967-68
Season – Low:	32.8 (1,050 - 32) in 2004-05

ASSISTS

Game – High:	44, vs. Texas Lutheran (12/8/81)
Game – Low:	3, done three times; Most recently at USC (12/3/95)
Season – High:	745 in 1976-77
Season – Low:	337 in 1962-63

ASSISTS AVERAGE

Season – High:	22.7 (614 - 27) in 1972-73
Season – Low:	10.0 (269 - 27) in 2003-04

STEALS

Game – High:	26, vs. St. Mary's (Texas) (12/4/78)
Game – Low:	0, done five times; Most recently vs. Cincinnati (1/7/14)
Season – High:	389 in 1982-83
Season – Low:	136 in 1975-76

STEALS AVERAGE

Season – High:	12.4 (385 - 31) in 2005-06
Season – Low:	5.0 (136 - 27) in 1975-76

BLOCKED SHOTS

Game – High:	17, vs. Arkansas (1/22/83)
Game – Low:	0, done many times; Most recently vs. UConn (3/4/18)
Season – High:	286 in 1983-84
Season – Low:	46 in 1988-89

BLOCKED SHOTS AVERAGE

Season – High:	7.9 (269 - 34) in 1982-83
Season – Low:	1.5 (46 - 31) in 1988-89

FOULS

Game – High:	36, at Lamar (12/1/76)
Game – Low:	5, vs. St. Mary's (Calif.) (12/12/66)
Season – High:	849 in 1976-77
Season – Low:	228 in 1946

DISQUALIFICATIONS

Game:	5, at Virginia (11/23/85)
Season – High:	40 in 1979-80
Season – Low:	7 in 1995-96, 1991-92

TURNOVERS

Game – High:	38, vs. Nevada (12/17/76) at Creighton (2/17/73)
Game – Low:	1, vs. UConn (2/1/15)
Season – High:	666 in 1976-77
Season – Low:	315 in 2009-10

GAMES PLAYED

Season – High:	38 in 2021-22
Season – Low:	14 in 1945-46

MINUTES PLAYED

Game:	300, at TCU (2/17/81); vs. Michigan (12/21/62)
Season:	7,675 in 2021-22

AVERAGE MINUTES PLAYED

Season:	205.6 in 2003-04
----------------	------------------



SCORING

CAREER

POINTS

Rk.	No.	Player	G	Years
1.	2,884	Elvin Hayes	93	1965-68
2.	2,832	Otis Birdsong	116	1973-77
3.	2,043	Michael Young	134	1980-84
4.	1,880	Craig Upchurch	126	1987-92
5.	1,838	Rob Williams	88	1979-82
6.	1,765	Louis Dunbar	79	1972-75
7.	1,741	Dwight Davis	84	1969-72
8.	1,710	Rob Gray	91	2015-18
9.	1,684	Alvin Franklin	125	1982-86
10.	1,662	Greg Anderson	123	1983-87
11.	1,548	Rickie Winslow	123	1983-87
12.	1,516	Aubrey Coleman	67	2008-10
13.	1,476	Kenneth Williams	126	1976-80
14.	1,465	Kelvin Lewis	100	2007-10
15.	1,458	Marcus Sasser	107	2019-23
16.	1,452	Gary Phillips	79	1958-61
17.	1,435	Robert McKiver	67	2006-08
18.	1,407	Andre Owens	87	2002-05
19.	1,388	TaShawn Thomas	96	2011-14
20.	1,383	Clyde Drexler	96	1980-83
21.	1,381	Charles Thompson	118	1974-78
22.	1,332	Hakeem Olajuwon	100	1981-84
23.	1,322	Larry Micheaux	123	1979-83
24.	1,298	Tim Moore	70	1993-96
25.	1,250	Lanny Smith	122	2003-08
26.	1,244	Cecile Rose	114	1974-78
27.	1,237	Joe Hamood	84	1963-66
28.	1,234	Fabian White Jr.	149	2017-22
29.	1,231	Ollie Taylor	56	1968-70
30.	1,195	Ted Luckenbill	72	1958-61
31.	1,162	Don Boldebuck	51	1954-56
32.	1,139	Don Schverak	85	1960-64
33.	1,135	Galen Robinson	96	1994-98
34.	1,133	Don Chaney	90	1965-68
35.	1,132	George Williams	90	1999-02
36.	1,131	Kenny Younger	87	1997-00
37.	1,114	Gee Gervin	58	1998-00
38.	1,107	George Walker	129	1975-79
39.	1,088	Steve Newsome	83	1970-73
40.	1,087	Derrick Daniels	124	1988-92
41.	1,086	Corey Davis Jr.	72	2017-19
42.	1,077	Jherrod Stiggers	97	2011-15
43.	1,073	Lyle Harger	76	1960-63
44.	1,057	Richard Hollis	62	1987-89
45.	1,051	Byron Smith	62	1989-91
46.	1,050	David Marrs	102	1972-76
47.	1,041	Damon Jones	81	1994-97
48.	1,026	Lloyd Hendrix	89	1947-51
49.	1,025	Ken Spain	90	1966-69
50.	1,001	Damyean Dotson	64	2015-17

FASTEST to 1,000 Points

Rk.	G	Player	Years
1.	37	Elvin Hayes	1965-68
2.	43	Don Boldebuck	1954-56
t3.	47	Louis Dunbar	1972-75
		Ollie Taylor	1968-70
5.	45	Aubrey Coleman	2008-10
6.	50	Rob Williams	1979-82
7.	51	Gee Gervin	1998-00
t8.	52	Robert McKiver	2006-08
		Otis Birdsong	1973-77
10.	53	Dwight Davis	1969-72
11.	54	Tim Moore	1993-96
t12.	55	Rob Gray	2015-18
		Gary Phillips	1958-61
t14.	59	Byron Smith	1989-91
		Richard Hollis	1987-89
16.	62	Ted Luckenbill	1958-61
17.	64	Damyean Dotson	2015-17
18.	65	Andre Owens	2002-05
19.	68	Craig Upchurch	1987-92
20.	69	Corey Davis Jr.	2017-19
t21.	70	TaShawn Thomas	2011-14
		Kelvin Lewis	2007-10
23.	71	Clyde Drexler	1980-83
t24.	73	Joe Hamood	1963-66
		Lyle Harger	1960-63
t26.	75	George Williams	1999-02
		Kenny Younger	1997-00
		Donnie Schverak	1960-64
29.	76	Steve Newsome	1970-73
30.	* 77	Lloyd Hendrix	1947-51
31.	78	Damon Jones	1994-97
32.	79	Michael Young	1980-84
33.	80	Marcus Sasser	2019-23
t34.	81	Hakeem Olajuwon	1981-84
		Don Chaney	1965-68
36.	83	Rickie Winslow	1983-87
37.	85	Lanny Smith	2003-08
t38.	87	Galen Robinson	1994-98
		Greg Anderson	1983-87
t40.	89	Alvin Franklin	1982-86
		Ken Spain	1966-69
42.	92	Jherrod Stiggers	2013-15
43.	94	Charles Thompson	1974-78
44.	95	Kenneth Williams	1976-80
45.	98	Larry Micheaux	1979-83
46.	99	Cecile Rose	1974-78
47.	100	David Marrs	1972-76
48.	116	Derrick Daniels	1988-92
49.	123	George Walker	1975-79
50.	132	Fabian White Jr.	2017-22

* – Game-by-game records from 1947-55 are incomplete. Hendrix' game total is estimated based on scoring average from the 1950-51 season. Exact number is unknown.



SCORING

SCORING AVERAGE (min. two years)

Rk.	Avg.	Player	Pts.	G	Years
1.	31.0	Elvin Hayes	2,884	93	1965-68
2.	24.4	Otis Birdsong	2,832	116	1973-77
3.	22.8	Don Boldebuck	1,162	51	1954-56
4.	22.6	Aubrey Coleman	1,516	67	2008-10
5.	22.3	Louis Dunbar	1,765	79	1972-75
6.	22.0	Ollie Taylor	1,231	56	1968-70
7.	21.4	Robert McKiver	1,435	67	2006-08
8.	20.9	Rob Williams	1,838	88	1979-82
9.	20.7	Dwight Davis	1,741	84	1969-72
10.	19.2	Gee Gervin	1,114	58	1998-00
11.	18.8	Rob Gray	1,710	81	2015-18
12.	18.5	Tim Moore	1,298	70	1993-96
13.	18.4	Gary Phillips	1,452	79	1958-61
14.	17.6	Dwight Jones	951	54	1971-73
15.	17.0	Richard Hollis	1,057	62	1987-89

SEASON

POINTS SCORED

Rk.	No.	Player	G	Years
1.	1,214	Elvin Hayes	33	1967-68
2.	1,090	Otis Birdsong	36	1976-77
3.	896	Aubrey Coleman	35	2009-10
4.	881	Elvin Hayes	31	1966-67
5.	801	Robert McKiver	34	2007-08
6.	789	Elvin Hayes	29	1965-66
7.	749	Rob Williams	30	1980-81
8.	734	Michael Young	37	1983-84
9.	733	Ollie Taylor	30	1969-70
10.	730	Otis Birdsong	28	1975-76
11.	658	Dwight Davis	27	1971-72
12.	655	Rob Gray	34	2017-18
13.	640	Otis Birdsong	26	1974-75
14.	638	Rob Gray	31	2016-17
15.	634	Robert McKiver	33	2006-07

SCORING AVERAGE

Rk.	Avg.	Player	G	Pts	Years
1.	36.8	Elvin Hayes	1,214	33	1967-68
2.	30.3	Otis Birdsong	1,090	36	1976-77
3.	28.4	Elvin Hayes	881	31	1966-67
4.	27.2	Elvin Hayes	789	29	1965-66
5.	26.1	Otis Birdsong	730	30	1975-76
6.	25.6	Aubrey Coleman	895	35	2009-10
7.	25.0	Rob Williams	749	30	1980-81
8.	24.6	Otis Birdsong	640	26	1974-75
9.	24.43	Ollie Taylor	733	30	1969-70
10.	24.37	Dwight Davis	658	27	1971-72
11.	24.3	Louis Dunbar	633	26	1974-75
12.	24.2	Don Boldebuck	606	25	1954-55
13.	23.5	Robert McKiver	801	34	2007-08
14.	21.7	Louis Dunbar	569	26	1973-74
15.	21.4	Don Boldebuck	556	26	1955-56
16.	21.2	Lyle Harger	551	26	1962-63
17.	21.1	Rob Williams	633	30	1981-82
18.	21.1	Louis Dunbar	569	27	1972-73
19.	20.6	Gee Gervin	556	27	1998-99
20.	20.6	Rob Gray	638	31	2016-17
21.	20.5	Gary Phillips	513	25	1959-60
22.	20.5	Alvin Franklin	574	28	1985-86
23.	20.1	Tim Moore	562	28	1994-95
24.	20.1	Dwight Davis	582	29	1970-71
25.	20.0	Joe Hamood	581	29	1965-66



SCORING

POINTS	GAME	POINTS	GAME
1. 62	Elvin Hayes Valparaiso 2/24/68	t73. 35	Aubrey Coleman at Memphis 1/31/09
2. 55	Elvin Hayes Southwestern 2/12/66	35	Kelvin Lewis at Arizona 1/24/09
3. 52	Robert McKiver Southern Miss 2/27/08	35	Robert McKiver Arkansas-Pine Bluff 12/29/07
4. 51	Elvin Hayes Virginia Tech 3/2/68	35	Damon Jones Tulsa 12/4/96
t5. 50	Elvin Hayes at Centenary 2/10/68	35	Anthony Goldwire vs. Purdue 12/10/93
	Lyle Harger Trinity 2/16/63	34	Craig Upchurch at Texas A&M 1/25/89
	Don Boldebeck at Sam Houston State 2/17/55	35	Greg Anderson New Orleans 12/13/86
8. 49	Elvin Hayes vs. Loyola (Ill.) 3/9/68	35	Hakeem Olajuwon UC Santa Barbara 12/21/83
9. 48	Elvin Hayes Fairfield 1/29/68	35	Charles Thompson North Texas 12/17/77
t10. 45	Elvin Hayes vs. Marquette 12/29/67	35	Otis Birdsong at Texas 2/15/77
	Elvin Hayes Montana State 12/14/67	34	Otis Birdsong SMU 2/10/77
12. 44	Elvin Hayes UT Arlington 2/22/68	35	Otis Birdsong vs. San Francisco 12/30/76
t13. 43	Otis Birdsong Texas A&M 2/19/1977	35	Otis Birdsong Houston Baptist 2/3/76
	Otis Birdsong Texas 1/18/1977	35	Mercer 1/18/75
	Elvin Hayes Air Force 2/17/1968	35	Ollie Taylor at Montana State 1/30/70
	Elvin Hayes Centenary 12/14/1966	35	UNLV 2/6/69
t17. 42	Tim Moore at Baylor 1/22/1994	35	Elvin Hayes vs. Louisville 3/15/68
	Otis Birdsong at UCLA 1/2/1977	35	Minnesota 12/18/67
	Otis Birdsong at Rice 2/7/1976	35	Elvin Hayes Sacramento State 12/2/67
	Dwight Davis Arizona State 12/11/1971	35	Elvin Hayes Texas A&M 1/28/66
	Elvin Hayes at UNLV 1/31/1967	35	Gary Phillips Pacific 1/31/61
	Elvin Hayes Hardin-Simmons 2/9/1967	35	Ted Luckenbill Sam Houston State 2/4/60
t23. 41	Robert McKiver at UAB 2/20/2008	35	Dan Dotson Bradley 2/25/57
	Andre Owens Texas A&M 12/27/2003	t96. 34	Rob Gray Tulsa 1/11/18
	Greg Anderson Arizona State 12/6/1986	34	Devonta Pollard Memphis 2/10/16
	Kenneth Williams SMU 1/22/1979	34	Aubrey Coleman Memphis 2/24/10
	Otis Birdsong TCU 2/12/1977	34	Craig Upchurch at Texas A&M 1/25/89
	Ollie Taylor South Alabama 2/28/1970	34	Rob Williams vs. Rice 2/25/80
	Elvin Hayes Loyola (New Orleans) 2/28/1967	34	Otis Birdsong at Hawai'i 12/29/76
t30. 40	Rob Williams at Texas 1/10/1981	34	Otis Birdsong Texas Lutheran 11/28/76
	Dwight Davis at Jacksonville 2/28/1972	34	David Marrs at Texas 2/14/76
	Theodis Lee UNLV 2/6/1969	34	Otis Birdsong Texas A&M 1/20/76
	Elvin Hayes Hardin-Simmons 2/26/1968	34	Ollie Taylor vs. UC Santa Barbara 12/30/69
	Elvin Hayes Centenary 1/6/1968	34	Elvin Hayes vs. Ohio State 3/23/68
	Elvin Hayes George Washington 12/13/1967	34	Elvin Hayes Miami (Fla.) 2/15/68
	Elvin Hayes Centenary 2/7/1966	34	Elvin Hayes BYU 12/16/67
	Lyle Harger LSU 12/22/1962	34	Guy V. Lewis Texas State 2/2/46
t38 39	Rob Gray vs. San Diego State 3/15/2018	t110. 33	Quentin Grimes WKU 2/25/21
	Otis Birdsong at Lamar 12/1/1976	33	Rob Gray Wichita State 3/10/18
	Elvin Hayes vs. TCU 3/16/1968	33	Jherrod Stiggers Houston Baptist 12/16/14
	Elvin Hayes at West Texas A&M 3/4/1968	33	Aubrey Coleman TCU 12/23/09
	Elvin Hayes Marshall 2/1/1968	33	Aubrey Coleman Nicholls 11/17/09
	Elvin Hayes UCLA 1/20/1968	33	Robert McKiver Valparaiso 3/24/08
44. 38	Aubrey Coleman at Tulane 3/6/2010	33	Robert McKiver Tulsa 2/6/08
	Aubrey Coleman at Marshall 2/18/2009	33	Robert McKiver Prairie View A&M 11/29/06
	Dominic Smith Southern Miss 1/23/2002	33	Robert McKiver at Rhode Island 11/13/06
	Kenneth Williams at SMU 2/12/1979	33	Andre Owens at Wichita State 3/16/05
	Otis Birdsong vs. St. Bonaventure 3/20/1977	33	Tim Moore at TCU 1/14/95
	Otis Birdsong vs. Texas Tech 3/4/1977	33	Tim Moore James Madison 11/25/94
	Poo Welch vs. Notre Dame 3/20/1971	33	Tim Moore at Baylor 1/22/94
	Elvin Hayes North Dakota State 12/7/1967	33	Derrick Daniels Rice 1/9/91
	Elvin Hayes at Miami (Fla.) 2/18/1967	33	Craig Upchurch Texas 1/14/89
	Elvin Hayes Creighton 2/13/1967	33	Rob Williams Nevada 12/23/80
	Elvin Hayes Lamar 1/27/1967	33	Rob Williams Army 12/19/80
	Lyle Harger Texas Wesleyan 2/13/1963	33	Kenneth Williams at Baylor 1/16/79
	Gary Phillips at Miami (Fla.) 1/23/1960	33	Otis Birdsong Trinity 12/11/76
	Don Boldebeck Detroit 12/16/1955	33	Otis Birdsong vs. Texas Tech 3/4/76
	Don Boldebeck Sam Houston State 12/6/1954	33	SMU 2/24/76
	Guy V. Lewis Texas State 2/15/1947	33	Ken Spain San Francisco 12/28/68
t60. 37	Rob Gray vs. Drexel 11/17/2017	33	Elvin Hayes at UNLV 12/23/67
	Aubrey Coleman Marshall 1/30/2010	33	Elvin Hayes Abilene Christian 12/4/67
	Robert McKiver vs. Charleston 11/18/2007	33	Joe Hamood Miami (Fla.) 2/17/66
	Kenny Younger Sacramento State 12/21/1999	33	Elvin Hayes Tulsa 2/5/66
	Richard Hollis vs. Drexel 12/20/1987	33	Elvin Hayes TCU 1/27/66
	Rob Williams vs. Texas 3/7/1981	33	Elvin Hayes Providence 12/20/65
	Otis Birdsong Texas Lutheran 2/5/1975	33	Elvin Hayes at TCU 12/18/65
t67. 36	Robert McKiver UCF 1/24/07	33	Gary Phillips vs. West Texas A&M 12/2/59
	Greg Anderson vs. Mississippi Valley State 12/5/86	33	Guy V. Lewis Stephen F. Austin 2/23/46
	Greg Anderson BYU (Hawai'i) 12/18/85		
	Otis Birdsong TCU 2/26/77		
	Otis Birdsong at San Francisco 12/6/76		
	Louis Dunbar Texas A&M 1/6/73		

RECORDS



SCORING

t141.	32	Cameron Tyson	Our Lady of the Lake	2/6/21	31	Gary Phillips	at Drake	2/2/59
	32	Quentin Grimes	at Rice	11/19/19	31	Don Boldebuck	at Wichita State	2/25/56
	32	Damyean Dotson	at Tulane	2/8/17	31	Don Boldebuck	Wichita State	1/2/56
	32	Joseph Young	at Tulane	3/9/13	t219.	Marcus Sasser	vs. East Carolina	3/10/23
	32	Aubrey Coleman	at Memphis	1/23/10	30	Josh Carlton	at South Florida	1/5/22
	32	Aubrey Coleman	at Nevada	11/21/09	30	Rob Gray	UConn	3/4/18
	32	Robert McKiver	Middle Tennessee	12/1/07	30	Rob Gray	at Memphis	2/22/18
	32	Robert McKiver	at Memphis	2/25/07	30	Rob Gray	Rhode Island	12/10/16
	32	Oliver Lafayette	at LSU	11/29/05	30	Aubrey Coleman	at SMU	2/27/10
	32	Gee Gervin	at UAB	1/9/99	30	Aubrey Coleman	UCF	1/20/10
	32	Galen Robinson	at Texas	12/27/97	30	Aubrey Coleman	at UCF	2/4/09
	32	Anthony Goldwire	at Texas A&M	2/16/94	30	Kelvin Lewis	at Southern Miss	1/17/09
	32	Tim Moore	at UTSA	2/2/94	30	Robert McKiver	at Tulsa	3/26/08
	32	Anthony Goldwire	TCU	1/12/94	30	Oliver Lafayette	at Southern Miss	2/19/07
	32	Sam Mack	North Carolina	11/27/91	30	Lanny Smith	New Orleans	12/16/04
	32	Alvaro Teheran	vs. Iowa State	11/30/90	30	Dominic Smith	Tulane	2/19/02
	32	Rob Williams	Texas	2/7/81	30	Gee Gervin	UAB	2/4/99
	32	Otis Birdsong	at Baylor	2/28/76	30	Gee Gervin	at Cincinnati	12/22/98
	32	Otis Birdsong	at Texas Tech	2/26/76	30	Sam Mack	at Texas Tech	2/25/92
	32	Otis Birdsong	TCU	2/10/76	30	Craig Upchurch	Rice	1/4/89
	32	Otis Birdsong	at SMU	1/26/76	30	Michael Young	Texas A&M	2/2/84
	32	Louis Dunbar	Houston Baptist	2/21/74	30	Larry Micheau	vs. Villanova	3/27/83
	32	Louis Dunbar	at Centenary	3/2/73	30	Hakeem Olajuwon	vs. Utah	12/17/82
	32	Dwight Jones	vs. SMU	12/29/72	30	Rob Williams	at Rice	2/23/82
	32	Louis Dunbar	vs. Indiana	12/28/72	30	Clyde Drexler	Biscayne	12/6/81
	32	Dwight Davis	at UT Arlington	2/26/70	30	Rob Williams	Texas Tech	1/6/81
	32	Ollie Taylor	at Centenary	2/21/70	30	Cecil Rose	North Texas	12/17/77
	32	Ollie Taylor	at Hawai'i	1/3/70	30	Otis Birdsong	vs. Illinois State	3/14/77
	32	Elvin Hayes	New Mexico	12/1/66	30	Otis Birdsong	Indiana State	3/9/77
	32	Joe Hamood	Baylor	1/28/65	30	Otis Birdsong	vs. Texas A&M	3/3/77
	32	Ted Luckenbill	North Texas	2/9/61	30	Otis Birdsong	at Texas Tech	1/27/77
	32	Ted Luckenbill	at North Texas	2/15/60	30	Otis Birdsong	Baylor	1/24/76
	32	Don Boldebuck	Trinity	1/28/56	30	Otis Birdsong	Rice	1/11/75
	32	Don Boldebuck	at Detroit	12/17/54	30	Otis Birdsong	Dayton	1/6/75
	32	Don Boldebuck	at Texas	12/11/54	30	Louis Dunbar	Wabash College	12/6/73
	32	Gary Shivers	Wichita State	2/22/54	30	Dwight Davis	New Mexico State	3/13/71
	32	Gary Shivers	at Detroit	12/16/52	30	Ollie Taylor	UT Arlington	2/8/69
t178.	31	Marcus Sasser	South Florida	1/11/23	30	Elvin Hayes	vs. New Mexico State	3/11/67
	31	Cameron Tyson	at Tulane	1/28/21	30	Elvin Hayes	St. Mary's (Texas)	2/15/67
	31	Corey Davis Jr.	at Cincinnati	3/10/19	30	Elvin Hayes	at Notre Dame	2/11/67
	31	Damyean Dotson	at Memphis	2/26/17	30	Melvin Bell	New Mexico	12/1/66
	31	Damyean Dotson	UCF	2/1/17	30	Elvin Hayes	Trinity	1/8/66
	31	Rob Gray	at East Carolina	1/30/16	30	Lyle Harger	Lamar	1/15/62
	31	Rob Gray	LSU	12/13/15	30	Gary Phillips	at Bradley	2/16/61
	31	Danrad Knowles	Tulane	1/17/15	30	Don Boldebuck	at Sam Houston State	1/30/56
	31	TaShawn Thomas	at Tulsa	2/16/13	30	Guy V. Lewis	vs. High Point	3/11/46
	31	Robert McKiver	at UCF	2/2/08	Opp.	51	by Red Murrell	at Drake
	31	Lanny Smith	Southern Miss	2/3/04				
	31	Galen Robinson	Houston Baptist	11/27/96				
	31	Kirk Ford	at Colorado	12/9/95				
	31	Tim Moore	McNeese	12/21/94				
	31	Tim Moore	Lamar	3/1/94				
	31	Sam Mack	at North Texas	11/30/91				
	31	Byron Smith	at Texas	1/17/91				
	31	Alvin Franklin	at Texas A&M	1/27/85				
	31	Rob Williams	Pepperdine	12/16/80				
	31	Rob Williams	Texas Wesleyan	12/9/80				
	31	Otis Birdsong	Texas Tech	2/1/77				
	31	Otis Birdsong	at SMU	1/29/77				
	31	Louis Dunbar	at Bowling Green	3/1/75				
	31	Otis Birdsong	at Biscayne	2/10/75				
	31	Louis Dunbar	Baylor	1/10/74				
	31	Dwight Davis	at West Texas A&M	3/2/70				
	31	Poo Welch	Miami (Fla.)	2/14/70				
	31	Jeff Hickman	at Hawai'i	1/3/70				
	31	Ollie Taylor	vs. Western Kentucky	12/31/68				
	31	Elvin Hayes	West Texas A&M	1/13/68				
	31	Elvin Hayes	Michigan	1/2/68				
	31	Elvin Hayes	vs. SMU	3/19/67				
	31	Elvin Hayes	San Francisco	12/17/66				
	31	Elvin Hayes	Louisiana	12/8/66				
	31	Elvin Hayes	vs. Pacific	3/12/66				
	31	Elvin Hayes	Miami (Fla.)	2/17/66				
	31	Elvin Hayes	LSU	12/15/65				
	31	Wayne Ballard	vs. Trinity	2/9/65				



FIELD GOALS

CAREER

FIELD GOALS MADE

Rk.	No.	Player	G	Years
1.	1,215	Elvin Hayes	93	1965-68
2.	1,176	Otis Birdsong	116	1973-77
3.	900	Michael Young	134	1980-84
4.	759	Louis Dunbar	79	1972-75
5.	753	Craig Upchurch	95	1987-92
6.	718	Rob Williams	88	1979-82
7.	685	Dwight Davis	84	1969-72
8.	676	Greg Anderson	123	1983-87
9.	645	Alvin Franklin	125	1982-86
10.	631	Rickie Winslow	124	1983-87

FIELD GOALS ATTEMPTS

Rk.	No.	Player	G	Years
1.	2,265	Elvin Hayes	93	1965-68
2.	2,148	Otis Birdsong	116	1973-77
3.	1,833	Michael Young	134	1980-84
4.	1,574	Louis Dunbar	79	1972-75
5.	1,453	Rob Williams	88	1979-82
6.	1,429	Alvin Franklin	125	1982-86
7.	1,406	Kenneth Williams	126	1976-80
8.	1,355	Craig Upchurch	126	1987-92
9.	1,347	Dwight Davis	84	1969-72
10.	1,326	Rob Gray	91	2015-18

FIELD GOAL PERCENTAGE

Rk.	Pct.	Player	FGM-A	Years
1.	.669	Bo Outlaw	352-526	1991-93
2.	.639	Hakeem Olajuwon	532-833	1981-84
3.	.610	J'Wan Roberts	224-367	2019 -
4.	.592	Lyle Harger	376-635	1960-63
5.	.587	Larry Micheaux	554-943	1979-83
6.	.577	George Walker	422-732	1975-79
7.	.572	Marshall Sauls	103-180	1978-80
8.	.571	TaShawn Thomas	577-1,010	2011-14
9.	.56460	Rich Apolskis	201-356	1963-66
10.	.56456	Carl Herrera	188-333	1989-90
11.	.556	Craig Upchurch	753-1,355	1987-92

SEASON

FIELD GOALS MADE

Rk.	No.	Player	G	Years
1.	519	Elvin Hayes	33	1967-68
2.	452	Otis Birdsong	36	1976-77
3.	373	Elvin Hayes	31	1966-67
4.	323	Elvin Hayes	29	1965-66
5.	319	Michael Young	37	1983-84
6.	305	Aubrey Coleman	35	2009-10
7.	302	Otis Birdsong	30	1975-76
8.	298	Rob Williams	30	1980-81
9.	268	Otis Birdsong	26	1974-75
10.	266	Michael Young	34	1982-83

FIELD GOALS ATTEMPTS

Rk.	No.	Player	G	Years
1.	945	Elvin Hayes	33	1967-68
2.	794	Otis Birdsong	36	1976-77
3.	750	Elvin Hayes	31	1966-67
4.	717	Aubrey Coleman	35	2009-10
5.	637	Michael Young	37	1983-84
6.	598	Rob Williams	30	1980-81
7.	588	Robert McKiver	34	2007-08
8.	583	Kenneth Williams	31	1978-79
9.	582	Otis Birdsong	28	1975-76
10.	570	Elvin Hayes	29	1965-66

FIELD GOAL PERCENTAGE

Rk.	Pct.	Player	FGM-A	Years
1.	.684	Bo Outlaw	156-228	1991-92
2.	.675	Hakeem Olajuwon	249-399	1983-84
3.	.658	Bo Outlaw	196-298	1992-93
4.	.656	Lyle Harger	193-294	1962-63
5.	.630	Braxton Clark	63-100	1984-85
6.	.626	Josh Carlton	179-286	2021-22
7.	.612	J'Wan Roberts	156-255	2022-23
8.	.611	Hakeem Olajuwon	192-314	1982-83
9.	.607	Hakeem Olajuwon	91-150	1981-82
10.	.604	Larry Micheaux	177-293	1981-82
11.	.600	Larry Micheaux	123-205	1980-81

GAME

FIELD GOALS MADE


1.	28	Elvin Hayes	Valparaiso	2/24/68
2.	24	Elvin Hayes	Southwestern	2/12/66
3.	23	Elvin Hayes	Virginia Tech	3/2/68
4.	22	Elvin Hayes	vs. Marquette	12/29/67
t5.	20	Elvin Hayes	Centenary	1/6/68
		Elvin Hayes	vs. Montana State	12/14/67
t7.	19	Otis Birdsong	Texas	1/18/77
		Dwight Davis	vs. Arizona State	12/11/71
		Elvin Hayes	at UNLV	1/31/67
		Elvin Hayes	Centenary	12/14/66
		Don Boldebuck	at Sam Houston	2/17/55
Opp.	24	by Ron Schlieman	North Dakota State	12/7/67

FIELD GOALS ATTEMPTS

1.	41	Elvin Hayes	Virginia Tech	3/2/68
2.	37	Elvin Hayes	at Centenary	2/10/68
t3.	36	Elvin Hayes	Valparaiso	2/24/68
		Elvin Hayes	Centenary	1/6/68
t5.	35	Elvin Hayes	vs. Marquette	12/29/67
		Elvin Hayes	Montana State	12/14/67
t7.	34	Robert McKiver	Southern Miss	2/27/08
		Elvin Hayes	Southwestern	2/12/66
9.	33	Elvin Hayes	UT Arlington	2/22/68
t10.	32	Otis Birdsong	vs. St. Bonaventure	3/20/77
		Elvin Hayes	at UNLV	12/23/67
		Elvin Hayes	Southwestern	12/8/66
Opp.	40	by Austin Carr	vs. Notre Dame	3/20/71

FIELD GOAL PERCENTAGE (min. 10 att.)

1.	.933 (14-15)	Louis Dunbar	at Rice	1/16/73
t2.	.923 (12-13)	Rob Williams	Texas Lutheran	12/8/81
		Mike Schultz	Texas Lutheran	12/7/77
		Wayne Ballard	Portland	2/26/66
t5.	.917 (11-12)	Tim Moore	at Texas A&M	2/16/94
		Greg Anderson	vs. South Alabama	11/30/84
t7.	.909 (10-11)	Greg Anderson	at Toledo	12/27/85
		Hakeem Olajuwon	vs. Villanova	3/27/83
t9.	.900 (9-10)	J'Wan Roberts	Tulane	2/22/23
		Bo Outlaw	at SMU	3/7/92
		Chris Morris	at Arkansas	1/22/90
Opp.	.929 (13-14)	by Larry Ward	at Centenary	1/25/69



KELVIN SAMPSON

**2022-23 American Athletic Conference Coach of the Year
2022-23 NABC District 24 Coach of the Year
2022-23 USBWA District VII Coach of the Year**

**700th career victory
Houston 83, Northern Colorado 36
Fertitta Center • Houston • Nov. 7, 2023**



3-POINT FIELD GOALS

CAREER

3-POINT FIELD GOALS

Rk.	No.	Player	G	Years
1.	276	Marcus Sasser	107	2019-23
2.	261	Robert McKiver	67	2007-08
3.	251	Kelvin Lewis	65	2007-10
4.	243	Jherrod Stiggers	97	2011-15
5.	229	Armoni Brooks	100	2016-19
6.	227	Andre Owens	87	2002-04
7.	214	Corey Davis Jr.	72	2017-19
8.	183	Lanny Smith	122	2003-08
9.	182	Damon Jones	81	1994-97
10.	172	Rob Gray	92	2015-18
11.	170	Damyean Dotson	64	2015-17
12.	168	Derrick Daniels	124	1988-92
13.	161	Oliver Lafayette	64	2005-07
14.	145	Jessie Drain	115	1991-95
15.	142	Quentin Grimes	60	2019-21

3-POINT FIELD GOALS ATTEMPTS

Rk.	No.	Player	G	Years
1.	748	Marcus Sasser	107	2019-23
2.	719	Robert McKiver	67	2007-08
3.	679	Jherrod Stiggers	97	2011-15
4.	675	Andre Owens	87	2002-05
5.	658	Kelvin Lewis	65	2007-10
6.	577	Armoni Brooks	100	2016-19
7.	536	Corey Davis Jr.	72	2017-19
8.	530	Lanny Smith	122	2003-08
9.	521	Damon Jones	81	1994-97
10.	500	Oliver Lafayette	64	2005-07
11.	475	Rob Gray	91	2015-18
12.	439	Derrick Daniels	124	1988-92
13.	413	Damyean Dotson	64	2015-17
14.	411	Jessie Drain	115	1991-95
15.	377	Quentin Grimes	60	2019-21

3-POINT FIELD GOAL PERCENTAGE (min. 85 made)

Rk.	Pct.	Player	FGM-A	Years
1.	.431	Wes VanBeck	103-239	2014-18
2.	.423	Byron Smith	137-324	1989-91
3.	.412	Damyean Dotson	170-413	2015-17
4.	.402	Joseph Young	121-301	2010-13
5.	.400	Adam Brown	96-240	2009-11
6.	.399	Corey Davis Jr.	214-356	2017-19
7.	.397	Armoni Brooks	229-577	2016-19
8.	.394	Dominic Smith	85-216	2000-02
9.	.392	Darian Thibodeaux	94-240	2010-12
10.	.390	Horace Chaney	139-356	1987-89
11.	.384	Dion Dowell	123-323	2006-08
12.	.383	Derrick Daniels	168-439	1988-92
13.	.381	Kelvin Lewis	251-658	2007-10
14.	.379	Gee Gervin	117-309	1998-00
15.	.377	Quentin Grimes	142-377	2019-21

3-POINT FIELD GOALS per GAME (min. 85 made)

Rk.	No.	Player	3FG	G	Years
1.	3.896	Robert McKiver	261	67	2006-08
2.	2.972	Corey Davis Jr.	214	72	2017-19
3.	2.656	Damyean Dotson	170	64	2015-17
4.	2.609	Andre Owens	226	87	2002-05
5.	2.58	Marcus Sasser	276	107	2019-23
6.	2.516	Oliver Lafayette	161	64	2005-07
7.	2.51	Kelvin Lewis	251	100	2007-10
8.	2.505	Jherrod Stiggers	243	91	2011-15
9.	2.37	Quentin Grimes	142	60	2019-21
10.	2.29	Armoni Brooks	229	100	2016-19
11.	2.289	Marcus Sasser	135	59	2019 -
12.	2.279	Horace Chaney	139	61	1987-89
13.	2.247	Damon Jones	182	81	1994-97
14.	2.210	Byron Smith	137	62	1989-91
15.	2.032	Dion Dowell	124	61	2006-08

CONSECUTIVE GAMES with 3-POINT FGM

Rk.	No.	Player	Dates
t1.	32	Quentin Grimes	3/5/20 – 4/4/21
		Damyean Dotson	11/11/16 – 3/16/17
3.	29	Corey Davis Jr.	11/25/17 – 3/15/18
4.	28	Robert McKiver	11/26/07 – 3/27/08
t5.	26	Corey Davis Jr.	12/23/18 – 3/30/19
		Jherrod Stiggers	2/5/14 – 1/15/15
		Kelvin Lewis	3/7/09 - 2/6/10
8.	25	Robert McKiver	11/13/06 – 2/19/0
9.	24	Armoni Brooks	3/17/18 – 2/10/19
10.	23	Richard Hollis	1/9 – 11/30/88

SEASON

3-POINT FIELD GOALS MADE

Rk.	No.	Player	G	Years
1.	145	Robert McKiver	33	2007-08
2.	121	Armoni Brooks	37	2018-19
3.	116	Robert McKiver	33	2006-07
4.	111	Corey Davis Jr.	37	2018-19
5.	108	Damyean Dotson	32	2016-17
6.	103	Corey Davis Jr.	35	2017-18
7.	102	Kelvin Lewis	35	2009-10
t8.	100	Quentin Grimes	30	2020-21
		Andre Owens	32	2004-05
10.	98	Kyler Edwards	37	2021-22
t11.	96	Marcus Sasser	36	2022-23
		Jherrod Stiggers	31	2014-15
13.	93	Kelvin Lewis	33	2008-09
14.	86	Oliver Lafayette	31	2005-06
15.	83	Armoni Brooks	35	2017-18

3-POINT FIELD GOALS ATTEMPTS

Rk.	No.	Player	G	Years
1.	376	Robert McKiver	34	2007-08
2.	343	Robert McKiver	33	2006-07
3.	310	Armoni Brooks	37	2018-19
4.	296	Corey Davis Jr.	37	2018-19
5.	294	Kyler Edwards	37	2021-22
t6.	280	Jherrod Stiggers	31	2014-15
		Andre Owens	32	2004-05
8.	270	Oliver Lafayette	31	2005-06
9.	257	Kelvin Lewis	35	2009-10
10.	252	Kelvin Lewis	33	2008-09
11.	250	Marcus Sasser	36	2022-23
12.	248	Quentin Grimes	30	2020-21
13.	244	Damyean Dotson	33	2016-17
14.	240	Corey Davis Jr.	35	2017-19
15.	233	Marcus Sasser	29	2020-21



3-POINT FIELD GOALS

3-POINT FIELD GOAL PERCENTAGE (min. 45 made)

Rk.	Pct.	Player	3FGA-M	Years
1.	.484	Wes VanBeck	46-95	2016-17
2.	.456	Byron Smith	72-158	1989-90
3.	.443	Damyean Dotson	108-244	2016-17
4.	.440	Darian Thibodeaux	59-134	2010-11
5.	.437	Marcus Sasser	45-103	2021-22
6.	.429	Corey Davis Jr.	103-240	2017-18
t7.	.426	Dominic Smith	49-115	2001-02
	.426	Jessie Drain	49-115	1992-93
9.	.423	Adam Brown	47-111	2010-11
10.	.420	Joseph Young	66-157	2012-13
11.	.419	Armoni Brooks	83-198	2017-18
12.	.417	Derrick Daniels	45-108	1989-90
13.	.408	Dion Dowell	73-179	2007-08
14.	.403	Quentin Grimes	100-248	2020-21
15.	.402	Lanny Smith	80-199	2004-05

3-POINT FIELD GOALS per GAME (min. 70 made)

Rk.	No.	Player	3FG	G	Years
1.	4.3	Robert McKiver	145	34	2007-08
2.	3.5	Robert McKiver	116	33	2006-07
3.	3.38	Damyean Dotson	108	32	2016-17
4.	3.33	Quentin Grimes	100	30	2020-21
5.	3.27	Armoni Brooks	121	37	2018-19
6.	3.13	Andre Owens	100	32	2004-05
7.	3.10	Jherrod Stiggers	96	31	2014-15
8.	3.0	Corey Davis Jr.	111	37	2018-19
9.	2.94	Corey Davis Jr.	103	35	2017-18
10.	2.91	Kelvin Lewis	102	35	2009-10
11.	2.82	Kelvin Lewis	93	33	2008-09
12.	2.77	Oliver Lafayette	86	31	2005-06
13.	2.69	Marcus Sasser	78	29	2020-21
14.	2.67	Marcus Sasser	96	36	2022-23
15.	2.64	Kyler Edwards	98	37	2021-22

GAME

3-POINT FIELD GOALS MADE

1.	10	Cameron Tyson	Our Lady of the Lake	2/6/21
t2.	9	Cameron Tyson	at Tulane	1/28/21
		Robert McKiver	vs. Middle Tennessee	12/1/07
		Robert McKiver	vs. Charleston	11/17/07
		Robert McKiver	vs. Prairie View A&M	11/29/06
t6.	8	Quentin Grimes	WKU	2/25/21
		Marcus Sasser	Tulane	1/9/21
		Corey Davis Jr.	at Tulane	2/17/19
		Jherrod Stiggers	Mississippi Valley State	12/28/14
		Andre Owens	at Marquette	3/2/05
t11.	7	Marcus Sasser	at Tulane	1/17/23
		Marcus Sasser	Norfolk State	11/29/22
		Kyler Edwards	at Tulsa	1/15/22
		Marcus Sasser	Northwestern State	11/30/11
		Marcus Sasser	Lamar	11/25/20
		Corey Davis Jr.	vs. Georgia State	3/22/19
		Armoni Brooks	at Oklahoma State	12/8/18
		Armoni Brooks	East Carolina	2/25/18
		Armoni Brooks	SMU	2/8/18
		Damyean Dotson	UCF	2/1/17
		Jherrod Stiggers	vs. Texas Tech	12/23/14
		Joseph Young	vs. UT Rio Grande Valley	1/3/13
		Kelvin Lewis	SMU	2/13/10
		Kelvin Lewis	Troy	12/14/09
		Zamal Nixon	SMU	3/7/09
		Kelvin Lewis	at Southern Miss	1/17/09
		Kelvin Lewis	Mississippi Valley State	12/13/08

		Kelvin Lewis	Valparaiso	3/24/08
		Robert McKiver	Southern Miss	2/27/08
		Robert McKiver	at UCF	2/2/08
		Robert McKiver	SMU	1/13/07
		Robert McKiver	Memphis	1/11/07
		Robert McKiver	at Rhode Island	11/13/06
		Ramon Dyer	at North Texas	12/23/05
		Oliver Lafayette	Arizona	12/3/05
		Lamar Roberson	Florida Tech	11/25/05
		Andre Owens	at Wichita State	3/16/05
		Andre Owens	Louisville	1/5/05
		Andre Owens	Texas A&M	12/27/03
		Gee Gervin	at UAB	1/9/99
		David Diaz	at Cal State Fullerton	2/10/93
		Horace Chaney	Arkansas	2/1/89
		Richard Hollis	vs. Drexel	12/20/87
Opp.	11	by Dennis Scott	vs. Georgia Tech	12/28/88

3-POINT FIELD GOAL ATTEMPTS

1.	20	Robert McKiver	vs. Charleston	11/17/07
2.	19	Kelvin Lewis	at Arizona	1/24/09
t3.	18	Cameron Tyson	Our Lady of the Lake	2/6/21
		Robert McKiver	at Tulsa	3/26/08
		Andre Owens	at Wichita State	3/16/05
t6.	17	Corey Davis Jr.	vs. Georgia State	3/22/19
		Robert McKiver	Southern Miss	2/27/08
		Robert McKiver	Prairie View A&M	11/29/06
t9.	16	Quentin Grimes	WKU	2/25/21
		Kelvin Lewis	vs. SMU	2/13/10
		Kelvin Lewis	at Southern Miss	1/17/09
		Robert McKiver	at Memphis	2/25/07
		Andre Owens	Louisville	1/5/05
t14.	15	Kyler Edwards	at Tulsa	1/15/22
		Cameron Tyson	at Tulane	1/28/21
		Marcus Sasser	Tulane	1/9/21
		Corey Davis Jr.	at SMU	2/28/18
		Jherrod Stiggers	SMU	2/12/15
		Oliver Lafayette	at East Carolina	2/4/06
		Robert McKiver	Grambling tate	11/22/06
		Andre Owens	Texas A&M	12/27/03
Opp.	19	by Dennis Scott	Georgia Tech	12/28/88

3-POINT FIELD-GOAL PERCENTAGE (min. 9 att.)

1.	.778 (7-9)	Marcus Sasser	Lamar	11/25/20
	.778 (7-9)	Armoni Brooks	East Carolina	2/25/18
	.778 (7-9)	Armoni Brooks	SMU	2/8/18
	.778 (7-9)	Jherrod Stiggers	vs. Texas Tech	12/23/14
	.778 (7-9)	Joseph Young	UT Rio Grande Valley	1/3/13
	.778 (7-9)	Kelvin Lewis	Troy	12/14/09
t7.	.727 (8-11)	Corey Davis Jr.	at Tulane	2/17/19
	.727 (8-11)	Jherrod Stiggers	Mississippi Valley State	12/28/15
t9.	.700 (7-10)	Lamar Roberson	Florida Tech	11/22/05
	.700 (7-10)	Horace Chaney	Arkansas	2/1/89
	.700 (7-10)	Richard Hollis	Drexel	12/20/87
Opp.	.800 (8-10)	Darrell Jenkins	East Carolina	2/10/07
		Edward Garrett	McNeese	11/19/04



FREE THROWS

CAREER

FREE THROWS MADE

Rk.	No.	Player	G	Years
1.	480	Otis Birdsong	116	1980-83
2.	454	Elvin Hayes	93	1965-68
3.	409	Aubrey Coleman	67	2008-10
4.	402	Rob Williams	88	1979-82
5.	394	Alvin Franklin	125	1982-86
6.	372	Craig Upchurch	126	1987-92
		Gary Phillips	79	1958-61
8.	371	Dwight Davis	84	1969-72
9.	361	Ollie Taylor	56	1968-70
10.	336	Rob Gray	91	2015-18

FREE THROWS ATTEMPTS

Rk.	No.	Player	G	Years
1.	769	Elvin Hayes	93	1965-68
2.	709	Otis Birdsong	116	1073-77
3.	587	Craig Upchurch	126	1987-92
4.	547	Aubrey Coleman	67	2008-10
5.	543	Gary Philips	79	1958-61
6.	538	Greg Anderson	123	1983-87
7.	517	Alvin Franklin	125	1982-86
8.	515	Rob Williams	88	1979-82
9.	511	Ollie Taylor	56	1968-70
10.	498	Dwight Davis	84	1969-72

FREE-THROW PERCENTAGE

Rk.	Pct.	Player	FT-A	Years
1.	.866	Joseph Young	181-209	2010-13
2.	.861	Bernie Kapner	174-202	1956-59
3.	.840	Dominic Smith	293-349	2000-02
4.	.833	Jim Hatton	185-222	1952-55
5.	.824	Marcus Sasser	234-284	2019-23
6.	.818	Wayne Ballard	121-148	1964-66
7.	.8160	Robert McKiver	306-375	2006-08
8.	.8158	Kelvin Lewis	248-304	2007-10
9.	.810	Kenneth Williams	226-279	1976-80
10.	.8038	Roger Fernandes	127-158	1987-92

SEASON

FREE THROWS MADE

Rk.	No.	Player	G	Years
t1.	235	Aubrey Coleman	35	2009-10
		Ollie Taylor	30	1969-70
3.	190	Robert McKiver	34	2007-08
4.	186	Otis Birdsong	36	1976-77
5.	176	Elvin Hayes	33	1967-68
6.	174	Aubrey Coleman	32	2008-09
7.	172	Carl Herrera	33	1989-90
8.	165	Lyle Harger	26	1962-63
9.	158	Rob Gray	35	2017-18
10.	156	Don Boldebeck	26	1955-56

FREE THROWS ATTEMPTS

Rk.	No.	Player	G	Years
1.	321	Ollie Taylor	30	1969-70
2.	319	Aubrey Coleman	35	2009-10
3.	285	Elvin Hayes	33	1967-68
4.	283	Otis Birdsong	36	1976-77
5.	257	Elvin Hayes	29	1965-66
6.	232	Hakeem Olajuwon	37	1983-84
7.	228	Aubrey Coleman	32	2008-09
8.	227	Elvin Hayes	31	1966-67
9.	226	Don Boldebeck	26	1955-56
10.	222	Don Boldebeck	25	1954-55

FREE-THROW PERCENTAGE (min. 50 made)

Rk.	Pct.	Player	FTM-A	Years
1.	.922	Zamal Nixon	94-102	2010-11
2.	.888	Dominic Smith	142-160	2000-01
3.	.884	Robert McKiver	190-215	2007-08
4.	.879	Dion Dowell	58-66	2007-08
5.	.876	Bernie Kapner	57-66	1956-57
6.	.875	Joseph Young	140-160	2012-13
7.	.873	Wes VanBeck	55-63	2016-17
8.	.869	Corey Davis Jr.	113-130	2018-19
9.	.862	Wayne Ballard	50-58	1965-66
10.	.857	Nate Hinton	60-70	2018-19

GAME

FREE THROWS MADE

t1.	18	Dominic Smith	Southern Miss	1/23/02
		Ollie Taylor	vs. UC Santa Barbara	12/30/69
t3.	17	Kelvin Lewis	at UTEP	1/14/09
		George Walker	at Rice	1/20/79
t5.	16	Aubrey Coleman	UCF	1/20/10
		Don Boldebeck	at Texas	12/11/54
		Don Boldebeck	at Oklahoma City	2/7/55
		Don Boldebeck	Detroit	12/16/55
		Lyle Harger	Trinity	2/16/63
10.	15	Rob Williams	vs. Texas Tech	2/3/82
Opp.	22	Cleo Littleton	Wichita State	2/12/55

FREE THROWS ATTEMPTS

t1.	24	Lyle Harger	Trinity	2/16/63
		Don Boldebeck	Detroit	12/17/54
3.	21	Don Boldebeck	Detroit	12/16/55
t4.	20	Dominic Smith	Southern Miss	1/23/02
		George Walker	at Rice	1/20/79
		Ollie Taylor	vs. UC Santa Barbara	12/30/69
t7.	19	Galen Robinson	UAB	1/11/97
		Elvin Hayes	at Hardin-Simmons	2/26/68
		Elvin Hayes	Hardin-Simmons	2/9/67
		Lyle Harger	Trinity	2/16/63
Opp.	25	by Cleo Littleton	Wichita State	2/12/55

FREE-THROW PERCENTAGE (min. 11 att.)

1.	1.000 (13-13)	Rob Gray	at Saint Louis	12/9/17
	1.000 (10-10)	Wes VanBeck	Tulsa	1/4/17
	1.000 (11-11)	Devonta Pollard	Prairie View A&M	11/18/15
	1.000 (13-13)	Joseph Young	at Tulane	3/9/13
	1.000 (12-12)	Zamal Nixon	vs. Marshall	3/9/11
	1.000 (12-12)	Zamal Nixon	vs. Tulsa	1/19/11
	1.000 (11-11)	Zamal Nixon	vs. Tulane	2/12/11
	1.000 (12-12)	Aubrey Coleman	The Citadel	12/21/09
	1.000 (11-11)	Robert McKiver	at East Carolina	3/1/08
	1.000 (11-11)	Robert McKiver	Memphis	1/30/08
	1.000 (12-12)	Dominic Smith	vs. Charlotte	2/4/01
	1.000 (11-11)	Dominic Smith	Texas Southern	12/23/00
	1.000 (11-11)	Tim Moore	vs. Baylor	2/19/94
	1.000 (11-11)	David Diaz	at Texas	2/27/93
	1.000 (12-12)	David Diaz	at Arkansas State	12/22/92
	1.000 (11-11)	Rob Williams	vs. Texas	3/7/81
	1.000 (11-11)	Rob Williams	Texas Wesleyan	12/9/80
	1.000 (13-13)	Ollie Taylor	at Montana State	1/30/70
	1.000 (12-12)	Jack Foster	Sam Houston	12/1/55
	1.000 (11-11)	Don Boldebeck	vs. Tulsa	1/23/56
	1.000 (16-16)	Don Boldebeck	Texas	12/11/54
Opp.	1.000 (12-12)	David DeJulius	at Cincinnati	2/6/22
	1.000 (11-11)	Ben Uzoh	Tulsa	1/9/10
	1.000 (12-12)	Steve Novak	at Marquette	3/2/05
	1.000 (12-12)	Acie Law	at Texas A&M	12/29/04
	1.000 (11-11)	Brandon Wolfram	at UTEP	12/28/00
	1.000 (16-16)	Mike Floyd	Texas A&M	1/6/73
	1.000 (13-13)	Eddie Stallings	UT Arlington	2/22/68

RECORDS

NO
ONE
COVERS
THE
COURT
LIKE

UHCUGARS.COM



PHOTOS | SCHEDULES | SCORES | LIVE | GAME STATS | HIGHLIGHTS



REBOUNDING

CAREER

REBOUNDS

Rk.	No.	Player	G	Years
1.	1,602	Elvin Hayes	93	1965-68
2.	1,067	Hakeem Olajuwon	100	1981-84
3.	1,045	Greg Anderson	123	1983-87
4.	969	Rickie Winslow	124	1983-87
5.	961	Dwight Davis	84	1969-72
6.	948	Clyde Drexler	96	1980-83
7.	863	Don Boldebuck	51	1954-55
8.	859	Ken Spain	90	1966-69
9.	833	TaShawn Thomas	96	2011-14
10.	797	Craig Upchurch	126	1987-92
11.	795	Michael Young	134	1980-84
12.	787	Larry Michaeux	123	1979-83
13.	777	Charles Thompson	118	1974-78
14.	766	Lyle Harger	76	1960-63
15.	765	Maurice Presley	79	1972-75
16.	755	Steve Newsome	83	1970-73
17.	739	Dwight Jones	54	1971-73
18.	735	Leary Lentz	89	1964-67
19.	704	Fabian White Jr.	149	2017-22
20.	703	Tim Moore	49	1993-96
**	567	J'Wan Roberts	100	2019 -

REBOUNDING AVERAGE

Rk.	Avg.	Player	Rebs.	G	Years
1.	17.2	Elvin Hayes	1,602	93	1965-68
2.	16.9	Don Boldebuck	863	51	1954-56
3.	13.7	Dwight Jones	739	54	1971-73
4.	11.4	Dwight Davis	961	84	1969-72
5.	10.7	Hakeem Olajuwon	1,067	100	1981-84
6.	10.3	Ollie Taylor	578	58	1968-70
7.	10.2	Louis Truscott	612	60	2001-03
8.	10.1	Lyle Harger	766	76	1960-63
9.	10.0	Tim Moore	703	70	1993-96
10.	9.90	Mike Schultz	683	69	1976-78
11.	9.88	Clyde Drexler	948	96	1980-83
12.	9.684	Maurice Presley	765	79	1972-75
13.	9.681	Ted Luckenbill	697	72	1958-61
14.	9.5	Ken Spain	859	90	1966-69
15.	9.098	Bo Outlaw	555	61	1991-93
16.	9.096	Steve Newsome	755	83	1970-73
17.	8.9	Russell Boone	454	51	1956-58
18.	8.7	TaShawn Thomas	833	96	2011-14
19.	8.5	Greg Anderson	1,045	123	1983-87
20.	7.8	Rickie Winslow	969	123	1983-87
**	5.7	J'Wan Roberts	100	567	2019 -

SEASON

REBOUNDS

Rk.	No.	Player	G	Years
1.	624	Elvin Hayes	33	1967-68
2.	500	Hakeem Olajuwon	37	1983-84
3.	490	Elvin Hayes	29	1965-66
4.	488	Elvin Hayes	31	1966-67
5.	453	Don Boldebuck	25	1954-55
6.	422	Ken Spain	33	1967-68
7.	410	Don Boldebuck	26	1955-56
8.	388	Hakeem Olajuwon	34	1982-83
9.	380	Dwight Jones	27	1972-73
10.	362	Mike Schultz	37	1976-77
11.	360	Greg Anderson	28	1985-86
12.	358	Dwight Jones	27	1971-72
		Lyle Harger	26	1962-63
14.	357	Dwight Davis	29	1970-71
15.	344	Ollie Taylor	30	1969-70
16.	336	Clyde Drexler	32	1981-82
17.	331	Gary Shivers	26	1953-45
18.	322	TaShawn Thomas	33	2012-13
19.	321	Mike Schultz	32	1977-78
20.	318	Greg Anderson	30	1986-87

REBOUNDING AVERAGE

Rk.	Avg.	Player	Rebs.	G.	Years
1.	18.9	Elvin Hayes	624	33	1967-68
2.	18.1	Don Boldebuck	457	25	1954-55
3.	16.9	Elvin Hayes	490	29	1965-66
4.	15.8	Don Boldebuck	410	26	1955-56
5.	15.7	Elvin Hayes	488	31	1966-67
6.	14.1	Dwight Jones	380	27	1972-73
7.	13.8	Lyle Harger	359	26	1962-63
8.	13.5	Hakeem Olajuwon	500	37	1983-84
9.	13.3	Dwight Jones	359	27	1971-72
10.	12.9	Greg Anderson	360	28	1985-86
11.	12.8	Ken Spain	422	33	1967-68
12.	12.7	Gary Shivers	331	26	1953-54
13.	12.3	Dwight Davis	357	29	1970-71
14.	11.7	Dwight Davis	316	27	1971-72
15.	11.54	Ken Spain	300	26	1968-69
16.	11.47	Ollie Taylor	344	30	1969-70
17.	11.41	Hakeem Olajuwon	388	34	1982-83
18.	11.3	Louis Truscott	315	28	2002-03
19.	10.9	Tim Moore	228	21	1995-96
20.	10.7	Maurice Presley	278	26	1974-75
21.	10.60	Greg Anderson	318	30	1986-87
22.	10.59	Lyle Harger	286	27	1961-62
23.	10.57	Tim Moore	296	28	1994-95
24.	10.50	Clyde Drexler	336	32	1981-82
25.	10.47	Clyde Drexler	314	30	1980-81
26.	10.44	Steve Newsome	282	27	1971-72
27.	10.41	Rickie Winslow	281	27	1985-86
28.	10.38	Maurice Presley	270	26	1973-74
29.	10.29	Dwight Davis	288	28	1969-70
30.	10.25	David Marrs	287	28	1975-76
31.	10.11	Ted Luckenbill	283	28	1960-61
32.	10.033	Bo Outlaw	301	30	1992-93
33.	10.031	Mike Schultz	321	32	1977-78



REBOUNDING

REBOUNDS		GAME		
1.	37	Elvin Hayes	at Centenary	2/10/68
2.	30	Elvin Hayes	Southwestern	2/12/66
3.	29	Lyle Harger	Texas Wesleyan	2/13/63
t4.	28	Elvin Hayes	vs. Pacific	3/12/66
		Elvin Hayes	Centenary	2/7/66
t6.	27	Elvin Hayes	vs. Loyola (Ill.)	3/9/68
		Elvin Hayes	Virginia Tech	3/2/68
		Elvin Hayes	vs. Valparaiso	2/24/68
		Elvin Hayes	TCU	1/27/66
		Don Boldebeck	Missouri	12/23/54
		Don Boldebeck	Trinity	1/28/56
12.	26	Don Boldebeck	Texas A&M	12/2/54
t13.	25	Hakeem Olajuwon	Texas Tech	1/12/84
		Elvin Hayes	vs. TCU	3/16/68
		Elvin Hayes	Fairfield	1/29/68
		Don Boldebeck	Wichita State	12/19/56
		Don Boldebeck	at Sam Houston State	2/17/55
t18.	24	Greg Anderson	Rice	2/7/87
		Elvin Hayes	vs. Louisville	3/15/68
		Elvin Hayes	Miami (Fla.)	2/15/68
		Elvin Hayes	UCLA	3/24/67
		Elvin Hayes	St. Mary's (Texas)	2/15/67
		Don Boldebeck	Sam Houston	1/30/56
		Don Boldebeck	at Oklahoma City	12/20/54
t25.	23	Hakeem Olajuwon	Rice	1/20/84
		Maurice Presley	Rice	3/7/74
		Dwight Jones	West Texas A&M	1/5/73
		Dwight Jones	Loyola (La.)	2/14/72
		Elvin Hayes	Montana State	12/14/67
		Ken Spain	Sacramento State	1/22/67
		Elvin Hayes	BYU	12/4/65
		Don Boldebeck	Bradley	2/20/56
		Don Boldebeck	Tulsa	1/12/56
		Don Boldebeck	Texas	1/29/55
t35.	22	Hakeem Olajuwon	vs. Louisville	4/2/83
		Hakeem Olajuwon	SMU	1/8/83
		Dwight Jones	Southern Miss	11/27/72
		Elvin Hayes	Hardin-Simmons	2/9/67
		Elvin Hayes	Texas A&M	1/28/66
		Don Boldebeck	Bradley	2/5/55
t41.	21	Louis Truscott	at TCU	2/1/03
		Darrell Mickens	Texas	1/30/90
		Hakeem Olajuwon	Texas A&M	1/14/84
		Hakeem Olajuwon	TCU	1/7/84
		Dwight Jones	Arizona State	12/11/71
		Dwight Davis	UT Arlington	2/26/70
		Elvin Hayes	West Texas A&M	3/4/68
		Elvin Hayes	UT Arlington	2/22/68
		Elvin Hayes	Abilene Christian	12/4/67
		Elvin Hayes	Kent State	12/28/66
		Elvin Hayes	San Francisco	12/17/66
		Elvin Hayes	Lamar	2/2/66
		Elvin Hayes	Trinity	1/8/66
		Lyle Harger	Trinity	2/16/63
		Don Boldebeck	Tulsa	2/21/55
		Gary Shivers	Murray State	1/27/54
t57.	20	J'Wan Roberts	vs. Memphis	3/12/23
		TaShawn Thomas	Florida A&M	11/9/12
		Louis Truscott	Tulane	2/19/02
		Tim Moore	Texas Lutheran	1/2/96
		Darrell Mickens	Centenary	12/17/90
		Greg Anderson	BYU-Hawai'i	12/18/85
		Greg Anderson	Texas Wesleyan	11/29/85
		Sidney Edwards	Rice	3/7/74
		Dwight Jones	Centenary	2/1/73
		Dwight Jones	Southern Miss	1/27/72
		Steve Newsome	Oregon	12/12/70
		Dwight Davis	South Alabama	2/28/70

		Ollie Taylor	Hawai'i	1/3/70
		Ken Spain	Texas A&M	1/28/69
		Elvin Hayes	Marquette	12/29/67
		Don Boldebeck	Saint Louis	1/7/56
		Don Boldebeck	Saint Louis	2/28/55
		Don Boldebeck	Oklahoma City	1/12/55
		Don Boldebeck	Oklahoma State	12/22/54
		Gary Shivers	Saint Louis	2/1/54
Opp.	27	James Ware	at Oklahoma City	2/27/65

TOP REBOUND DUOS (based on total number)

1.	1,048 – 31.76	Elvin Hayes (624), Ken Spain (422)	1967-68
2.	770 – 24.84	Elvin Hayes (488), Melvin Bell (282)	1966-67
3.	726 – 25.03	Elvin Hayes (490), Leary Lentz (236)	1965-66
4.	703 – 19.0	Hakeem Olajuwon (500), Rickie Winslow (203)	1983-84
5.	686 – 20.18	Hakeem Olajuwon (388), Clyde Drexler (298)	1982-83
6.	668 – 25.69	Don Boldebeck (410), Art Helms (258)	1955-56
7.	675 – 25.0	Dwight Jones (359), Dwight Davis (316)	1971-72
8.	632 – 21.07	Ollie Taylor (344), Dwight Davis (288)	1969-70
9.	627 – 21.62	Dwight Davis (357), Steve Newsome (250)	1970-71
10.	619 – 16.73	Mike Schultz (362), Charles Thompson (257)	1976-77
11.	617 – 24.68	Don Boldebeck (453), Jim Hatton (164)	1954-55
12.	603 – 22.33	Dwight Jones (380), Steve Newsome (223)	1972-73
13.	563 – 21.65	Lyle Harger (359), Don Schverak (204)	1962-63
14.	541 – 19.32	Greg Anderson (360), Rickie Winslow (281)	1985-86
15.	540 – 18.0	Greg Anderson (318), Rickie Winslow (222)	1986-87
16.	538 – 16.30	Marcus Cousin (276), Aubrey Coleman (262)	2008-09
17.	534 – 20.54	Ken Spain (300), Ollie Taylor (234)	1968-69
18.	533 – 16.15	Carl Herrera (302), Craig Upchurch (231)	1989-90
19.	530 – 14.3	J'Wan Roberts (285), Jarace Walker (245)	2022-23
20.	528 – 20.31	Maurice Presley (270), Sidney Edwards (258)	1973-74
21.	521 – 20.04	Maurice Presley (278), Louis Dunbar (243)	1974-75
22.	515 – 15.61	Clyde Drexler (336), Michael Young (179)	1981-82
t23.	507 – 16.90	Rickie Winslow (263), Greg Anderson (244)	1984-85
	507 – 19.5	Gary Shivers (331), Jim Hatton (176)	1953-54
25.	505 – 16.83	Clyde Drexler (314), Larry Micheaux (191)	1980-81
26.	502 – 14.34	Aubrey Coleman (259), Maurice McNeil (243)	2009-10
27.	501 – 15.18	TaShawn Thomas (322), Leon Gibson (179)	2012-13
28.	494 – 15.94	George Williams (263), Kenny Younger (231)	1999-00
29.	491 – 16.93	Darrell Mickens (246), Alvaro Teheran (245)	1990-91
30.	489 – 17.46	David Marris (287), Charles Thompson (202)	1975-76
31.	486 – 18.0	Lyle Harger (286), Don Schverak (200)	1961-62
32.	484 – 17.29	Louis Truscott (315), Jereme McGuire (169)	2002-03
33.	470 – 17.41	William Stringfellow (260), Kenny Younger (210)	1998-99
33.	463 – 14.94	Richard Hollis (260), Craig Upchurch (203)	1998-89
35.	458 – 13.88	Mike Schultz (321), Cedric Fears (137)	1977-78
36.	457 – 6.09	Josh Carlton (237), Kyle Edwards (220)	2021-22
t37.	456 – 15.20	Bo Outlaw (300), Derrick Smith (156)	1992-93
	456 – 15.72	Leary Lentz (249), Jim Jones (207)	1964-65
39.	454 – 14.65	Bo Outlaw (254), Craig Upchurch (200)	1991-92
40.	453 – 16.18	Ted Luckenbill (283), Gary Phillips (170)	1960-61
41.	451 – 14.55	George Walker (287), Victor Ewing (164)	1978-79
42.	445 – 13.09	Dion Dowell (231), Tafari Toney (214)	2007-08
43.	440 – 15.71	Tim Moore (296), Kirk Ford (144)	1994-95
44.	439 – 15.14	Patrick Okafor (242), George Williams (197)	2000-01
45.	438 – 14.6	TaShawn Thomas (245), Alandise Harris (193)	2011-12
46.	437 – 13.66	Justin Gorham (266), Quentin Grimes (171)	2020-21
47.	431 – 13.06	Louis Truscott (297), George Williams (234)	2001-02
48.	423 – 14.59	Galen Robinson (233), Kenny Younger (190)	1997-98
49.	418 – 13.48	Nate Hinton (270), Chris Harris Jr. (148)	2019-20
50.	411 – 12.84	LeRon Barnes (206), Devonta Pollard (205)	2014-15
51.	407 – 13.13	Rolando Ferreira (212), Richard Hollis (195)	1987-88



ASSISTS

CAREER

ASSISTS

Rk.	No.	Player	G	Years
1.	740	Reid Gettys	120	1981-85
2.	711	Derrick Daniels	124	1988-92
3.	629	Ken Ciolli	129	1975-79
4.	578	Galen Robinson Jr.	136	2015-19
t5.	502	Alvin Franklin	125	1982-86
		Lanny Smith	122	2003-08
7	460	Jamal Shead	101	2020 –
8.	407	Rob Williams	88	1979-82
9.	365	Otis Birdsong	116	1973-77
10.	346	Joe Hamood	84	1963-66
11.	343	DeJon Jarreau	91	2018-21
12.	338	Cecil Rose	114	1974-78
13.	334	Anthony Goldwire	57	1992-94
14.	330	Kenneth Williams	126	1976-80
15.	323	Louis Dunbar	79	1972-75
16.	321	Steve Newsome	83	1970-73
17.	320	Donnell Hayes	79	1971-74
t18.	314	Damon Jones	81	1994-97
		Poo Welch	59	1969-71
20.	310	Tom Gribben	86	1967-70
21.	303	Clyde Drexler	96	1980-83

ASSISTS AVERAGE (min. 45 games)

Rk.	Avg.	Player	Asts.	G	Years
1.	6.2	Reid Gettys	740	120	1981-85
2.	5.9	Anthony Goldwire	334	57	1992-94
3.	5.7	Derrick Daniels	711	124	1988-92
4.	5.32	Poo Welch	314	59	1969-71
5.	5.29	L.J. Rose	259	49	2013-15
6.	5.1	George Reynolds	274	54	1967-69
7.	4.9	Ken Ciolli	629	129	1975-79
8.	4.63	Rob Williams	407	88	1979-82
9.	4.55	Jamal Shead	460	101	2020 –
10.	4.26	Randy Brown	243	57	1986-88
11.	4.25	Galen Robinson Jr.	578	136	2015-19
12.	4.119	Joe Hamood	346	84	1963-66
13.	4.118	Desmond Wade	280	68	2008-10
14.	4.115	Lanny Smith	502	122	2003-08
15.	4.09	Louis Dunbar	323	79	1972-75
16.	4.05	Donnell Hayes	320	79	1971-74
17.	4.02	Alvin Franklin	502	125	1982-86
18.	3.88	Damon Jones	314	81	1994-97
19.	3.87	Steve Newsome	321	83	1970-73
20.	3.77	DeJon Jarreau	343	91	2018-21
21.	3.60	Tom Gribben	310	86	1967-70
22.	3.467	Dominic Smith	208	60	2000-02
23.	3.466	Gee Gervin	201	58	1998-00
24.	3.30	Ollie Taylor	185	56	1968-70
25.	3.29	Lynden Rose	204	62	1980-82
26.	3.2	Brian Latham	202	63	2004-06
27.	3.21	Clyde Drexler	303	96	1980-83
28.	3.149	Robert McKiver	211	67	2006-08
29.	3.147	Otis Birdsong	365	116	1973-77
30.	3.07	Gary Grider	249	81	1964-67
31.	3.04	Rob Gray	277	91	2015-18

SEASON

ASSISTS

Rk.	No.	Player	G	Years
1.	309	Reid Gettys	37	1983-84
2.	221	Jamal Shead	38	2021-22
3.	209	Reid Gettys	34	1982-83
4.	208	Reid Gettys	30	1984-85
5.	201	Ken Ciolli	37	1976-77
6.	200	Jamal Shead	37	2022-23
7.	196	Derrick Daniels	33	1989-90
8.	190	Joe Hamood	29	1965-66
9.	183	Galen Robinson Jr.	37	2018-19
10.	181	Derrick Daniels	31	1988-89
11.	180	Poo Welch	30	1969-70
12.	179	Derrick Daniels	29	1990-91
13.	173	Ken Ciolli	31	1978-79
14.	170	Anthony Goldwire	30	1992-93
15.	167	Desmond Wade	35	2009-10
16.	164	Anthony Goldwire	27	1993-94
t17.	162	Lanny Smith	30	2005-06
		Randy Brown	29	1987-88
		Donnell Hayes	26	1973-74
20.	160	Ken Ciolli	33	1977-78
21.	158	Gary Grider	31	1966-67
t22.	157	Alvin Franklin	37	1983-84
		George Reynolds	28	1967-68
t24.	155	Galen Robinson Jr.	32	2016-17
		Cecil Rose	33	1977-78
		Derrick Daniels	31	1991-92
27.	154	L.J. Rose	28	2013-14
28.	148	Rob Gray	34	2017-18
t29.	146	Rob Williams	30	1980-81
		Tom Gribben	26	1968-69
31.	145	Otis Birdsong	36	1976-77
t32.	141	Zamal Nixon	30	2010-11
		Alvin Franklin	30	1984-85
34.	134	Lanny Smith	32	2004-05
35.	134	Rob Williams	30	1981-82
36.	134	Poo Welch	29	1970-71
37.	133	DeJon Jarreau	31	2020-21
t38.	132	Damon Jones	27	1996-97
		Lynden Rose	33	1981-82
t40.	130	Galen Robinson Jr.	35	2017-18
		Tom Gribben	30	1969-70
42.	129	Clyde Drexler	34	1982-83
t43.	127	Brian Latham	31	2005-06
		Alvin Franklin	28	1985-86
		Rob Williams	28	1979-80
t46.	125	Don Chaney	33	1967-68
		Theodis Lee	33	1967-68
t48.	121	Tommy Davis	28	1994-95
		Steve Newsome	27	1972-73
50.	120	Joe Hamood	29	1964-65
51.	118	Louis Dunbar	26	1973-74
52.	117	George Reynolds	26	1968-69
53.	116	Kevin Gaines	21	2001-02
t54.	114	Gerry McGee	26	1985-86
		Steve Newsome	27	1971-72
		Ollie Taylor	30	1969-70
57.	113	Desmond Wade	33	2008-09
t58.	112	Robert McKiver	33	2006-07
		Kenneth Williams	28	1979-80
		Louis Dunbar	27	1972-73
t61.	110	DeJon Jarreau	30	2019-20
		Galen Robinson Jr.	32	2015-16
63.	109	Eric Dickens	30	1984-85
64.	108	Lanny Smith	29	2007-08
65.	106	Gee Gervin	27	1998-99
66.	105	Damon Jones	27	1995-96
67.	104	Dwight Davis	27	1971-72
68.	103	Corey Davis Jr.	37	2018-19
69.	101	L.J. Rose	19	2014-15
70.	102	Oliver Lafayette	33	2006-07
t71.	100	DeJon Jarreau	30	2018-19
		Kenneth Williams	31	1978-79

RECORDS



ASSISTS

ASSISTS AVERAGE

Rk.	No.	Player	Asts.	G	Years
1.	8.4	Reid Gettys	309	37	1983-84
2.	6.9	Reid Gettys	208	30	1984-85
3.	6.6	Joe Hamood	190	29	1965-66
4.	6.23	Donnell Hayes	162	26	1973-74
5.	6.17	Derrick Daniels	179	29	1990-91
6.	6.11	Reid Gettys	209	34	1982-83
7.	6.07	Anthony Goldwire	164	27	1993-94
8.	6.0	Poo Welch	180	30	1969-70
9.	5.9	Derrick Daniels	196	33	1989-90
10.	5.84	Derrick Daniels	181	31	1988-89
11.	5.82	Jamal Shead	221	38	2021-22
12.	5.67	Anthony Goldwire	170	30	1992-93
13.	5.62	Tom Gribben	146	26	1968-69
14.	5.61	George Reynolds	157	28	1967-68
15.	5.59	Randy Brown	162	29	1987-88
16.	5.6	Ken Ciolli	173	31	1978-79
17.	5.52	Kevin Gaines	116	21	2001-02
18.	5.50	L.J. Rose	154	28	2013-14
19.	5.43	Ken Ciolli	201	37	1976-77
20.	5.41	Jamal Shead	200	37	2022-23
21.	5.40	Lanny Smith	162	30	2005-06
22.	5.1	Gary Grider	158	31	1966-67
23.	5.0	Derrick Daniels	155	31	1991-92
24.	4.9	Galen Robinson Jr.	183	37	2018-19

100+ ASSIST TRIOS (Season)

1.	458	Reid Gettys (208), Alvin Franklin (141), Eric Dickens (109)	1984-85
2.	443	Jamal Shead (221), Kyler Edwards (119), Taze Moore (103)	2021-22
3.	424	Poo Welch (180), Tom Gribben (130), Ollie Taylor (114)	1969-70
4.	407	George Reynolds (157), Don Chaney (125), Theodis Lee (125)	1967-68
5.	386	Galen Robinson Jr. (183), Corey Davis Jr. (103), DeJon Jarreau (100)	2018-19

100+ ASSIST DUOS (Season)

1.	466	Reid Gettys (309), Alvin Franklin (157)	1983-84
2.	349	Reid Gettys (208), Alvin Franklin (141)	1984-85
3.	346	Ken Ciolli (201), Otis Birdsong (145)	1976-77
4.	340	Jamal Shead (221) , Kyler Edwards (119)	2021-22
5.	338	Reid Gettys (209), Clyde Drexler (129)	1982-83
6.	315	Ken Ciolli (160), Cecil Rose (155)	1977-78
7.	311	Jamal Shead (200) , Marcus Sasser (111)	2022-23
8.	289	Lanny Smith (162), Brian Latham (127)	2005-06
9.	286	Galen Robinson Jr. (183), Corey Davis Jr. (103)	2018-19
10.	281	Joe Hamood (190), Gary Grider (91)	1965-66
11.	280	Donnell Hayes (162), Louis Dunbar (118)	1973-74
12.	278	Rob Gray (148), Galen Robinson Jr. (130)	2017-18
13.	273	Ken Ciolli (173), Kenneth Williams (100)	1978-79
14.	271	Derrick Daniels (196), Craig Upchurch (75)	1989-90
15.	269	Anthony Goldwire (170), Bo Outlaw (99)	1992-93
t16.	266	Rob Williams (134), Lynden Rose (132), Derrick Daniels (181), Richard Hollis (85)	1981-82 1988-89
18.	263	Tom Gribben (146), George Reynolds (117)	1968-69
19.	259	Randy Brown (162), Richard Hollis (97)	1987-88
20.	257	Desmond Wade (167), Aubrey Coleman (90)	2009-10
21.	246	Galen Robinson Jr. (155), Rob Gray (91)	2016-17
22.	241	Alvin Franklin (127), Gerry McGee (114)	1985-86
t23.	239	Derrick Daniels (179), Byron Smith (60), Rob Williams (127), Kenneth Williams (112)	1990-91 1979-80
25.	237	Gary Grider (158), Don Chaney (79)	1966-67
26.	236	Derrick Daniels (155), Bo Outlaw (81)	1991-92
27.	233	Steve Newsome (121), Louis Dunbar (112)	1972-73
28.	228	Steve Newsome (114), Dwight Davis (104)	1971-72
29.	227	Anthony Goldwire (164), Tyrone Evans (63)	1993-94
30.	224	Rob Williams (146), Clyde Drexler (78)	1980-81
31.	221	Zamal Nixon (141), Adam Brown (80)	2010-11
t32.	220	L.J. Rose (154), Tione Womack (66), Poo Welch (134), Steve Newsome (86)	2013-14 1970-71
34.	214	Robert McKiver (112), Oliver Lafayette (102)	2006-07
35.	213	Kevin Gaines (116), Dominic Smith (97)	2001-02
36.	211	Damon Jones (132), Shamahn McBride (79)	1996-97
37.	209	Lanny Smith (134), Brian Latham (75)	2004-05
38.	207	Lanny Smith (108), Robert McKiver (99)	2007-08

MULTIPLE 100-ASSIST SEASONS

Rk.	No.	Player	Years
t1.	4	Galen Robinson Jr. Derrick Daniels	2015-19 1988-92
t3.	3	DeJon Jarreau Lanny Smith Alvin Franklin Reid Gettys Rob Williams Ken Ciolli	2018-21 2004-08 1983-86 1982-85 1979-82 1976-79
t9.	2	Jamal Shead L.J. Rose Desmond Wade Damon Jones Anthony Goldwire Kenneth Williams Louis Dunbar Steve Newsome Poo Welch Tom Gribben George Reynolds Joe Hamood	2020 – 2013-15 2008-10 1995-97 1992-94 1978-80 1972-74 1971-73 1969-71 1968-70 1967-69 1964-66

GAME

ASSISTS

1.	17	Reid Gettys	Rice	2/17/85
2.	16	Derrick Daniels	Rice	2/7/90
t3.	15	Randy Brown	Fordham	3/17/88
		Reid Gettys	Kansas	11/26/83
		Poo Welch	Loyola (La.)	2/19/70
		George Reynolds	Valparaiso	2/24/68
t7.	14	Derrick Daniels	Texas A&M	1/27/90
		Gerry McGee	Texas Wesleyan	11/29/85
		Poo Welch	South Alabama	2/28/70
		Vern Lewis	vs. Ohio State	3/23/68
t11.	13	Jamal Shead	Temple	3/3/22
		Anthony Goldwire	vs. Lehigh	12/4/93
		Derrick Daniels	Alcorn State	1/22/88
		Reid Gettys	at Baylor	1/28/84
		Reid Gettys	St. Mary's (Texas)	12/10/83
		Donnell Hayes	Florida	12/8/73
		Poo Welch	UNLV	1/20/71
t18.	12	Jamal Shead	Tulsa	2/8/23
		Jamal Shead	at SMU	2/9/22
t20.	11	Jamal Shead	Norfolk State	11/29/22
		Jamal Shead	SMU	2/27/22
		Jamal Shead	Our Lady of the Lake	2/6/21
		Galen Robinson Jr.	Wichita State	1/12/19
		Rob Gray	East Carolina	2/25/18
		Zamal Nixon	Sam Houston	12/21/10
		Lanny Smith	BYU	3/15/06
		Lanny Smith	Arizona	12/3/05
t28.	10	Jamal Shead	at Cincinnati	1/28/23
		Jamal Shead	North Florida	12/6/22
		Jamal Shead	Texas State	12/22/21
		Jamal Shead	Alcorn State	12/6/21
		DeJon Jarreau	vs. Tulane	3/12/21
		Galen Robinson Jr.	vs. George Mason	11/21/16
		Galen Robinson Jr.	Nicholls	12/28/15
		L.J. Rose	at SMU	1/24/15
		L.J. Rose	at UCF	3/7/14
		L.J. Rose	Memphis	2/27/14
		L.J. Rose	at Memphis	1/23/14
		Adam Brown	at Sam Houston	12/4/10
		Zamal Nixon	Alcorn State	11/14/10
		Desmond Wade	Memphis	2/24/10
		Desmond Wade	at Rice	1/6/10
		Desmond Wade	TCU	12/23/09
		Lanny Smith	Marshall	1/26/08
		Lanny Smith	VCU	11/26/05
		Lanny Smith	Florida Tech	11/22/05
		Lanny Smith	Southeastern Louisiana	12/18/04
		Brian Latham	Tulsa	2/18/06
Opp.	18	Sean Colson	at Charlotte	2/28/98
		Ralph Bobik	at Creighton	2/17/73



BLOCKED SHOTS

CAREER

BLOCKED SHOTS

Rk.	No.	Player	G	Years
1.	454	Hakeem Olajuwon	100	1980-84
2.	231	Dwight Davis	84	1969-72
3.	227	Greg Anderson	123	1983-87
4.	211	Bo Outlaw	61	1991-93
5.	209	TaShawn Thomas	96	2011-14
6.	160	Anwar Ferguson	55	2002-04
7.	155	Dwight Jones	54	1969-71
8.	137	Danrad Knowles	126	2013-17
9.	135	Maurice Pressley	79	1972-75
10.	133	Tim Moore	70	1993-96
11.	132	Larry Micheaux	123	1979-83
12.	131	Brison Gresham	99	2018-21
13.	130	Fabian White Jr.	149	2017-22
14.	107	George Williams	90	1999-02
15.	102	Rickie Winslow	124	1983-87
16.	100	David Marrs	102	1972-76
**	77	J'Wan Roberts	100	2019 -

BLOCKED SHOTS AVERAGE (min. 50 games)

Rk.	Avg.	Player	Blks.	G	Years
1.	4.5	Hakeem Olajuwon	454	100	1980-84
2.	3.5	Bo Outlaw	211	61	1991-93
3.	2.91	Anwar Ferguson	160	55	2002-04
4.	2.87	Dwight Jones	155	54	1969-71
5.	2.8	Dwight Davis	231	84	1969-72
6.	2.2	TaShawn Thomas	209	96	2011-14
7.	1.90	Tim Moore	133	70	1993-96
8.	1.85	Greg Anderson	227	123	1983-87
9.	1.7	Maurice Pressley	130	79	1972-75
10.	1.6	Rolando Ferreira	195	61	1986-88
11.	1.5	Marcus Cousin	91	62	2007-09
12.	1.443	Jeremee McGuire	88	61	2001-03
13.	1.442	William Stringfellow	62	43	1997-99
14.	1.339	Alvaro Teheran	83	62	1989-91
15.	1.328	Dion Dowell	81	61	2006-08
16.	1.290	Maurice McNeil	80	62	2009-11
17.	1.27	Chris Harris Jr.	99	78	2017-20
18.	1.241	Anthony Knox	67	54	1995-97
19.	1.19	George Williams	107	90	1999-02
20.	1.16	Alandise Harris	66	57	2010-12
21.	1.09	Danrad Knowles	137	126	2013-17
22.	1.07	Larry Micheaux	132	123	1979-83
23.	1.02	Bertrand Nkali	56	55	2014-17
24.	1.0	Galen Robinson	96	96	1994-98
**	0.94	Ja'Vier Francis	50	53	2021 -
**	0.77	J'Wan Roberts	77	100	2019 -

SEASON

BLOCKED SHOTS

Rk.	No.	Player	G	Years
1.	207	Hakeem Olajuwon	37	1983-84
2.	175	Hakeem Olajuwon	34	1982-83
3.	125	Dwight Davis	29	1970-71
4.	114	Bo Outlaw	30	1992-93
5.	111	Anwar Ferguson	27	2003-04
6.	106	Dwight Davis	27	1971-72
t7.	97	Dwight Jones	26	1972-73
		Bo Outlaw	31	1991-92
9.	90	TaShawn Thomas	33	2013-14
10.	83	Tim Moore	28	1994-95
11.	75	Greg Anderson	28	1985-86
t12.	72	Greg Anderson	30	1984-85
		Hakeem Olajuwon	29	1981-82
14.	69	Marcus Cousin	33	2008-09
15.	65	Carl Herrera	33	1989-90
16.	64	TaShawn Thomas	30	2011-12
17.	61	Chris Harris Jr.	30	2019-20
18.	58	Dwight Jones	27	1971-72
t19.	56	George Williams	32	2001-02
		Greg Anderson	30	1986-87

BLOCKED SHOTS AVERAGE

Rk.	Avg.	Player	Blks.	G	Years
1.	5.6	Hakeem Olajuwon	207	37	1983-84
2.	5.1	Hakeem Olajuwon	175	34	1982-83
3.	4.3	Dwight Davis	125	29	1970-71
4.	4.1	Anwar Ferguson	111	27	2003-04
5.	3.9	Dwight Davis	106	27	1971-72
6.	3.8	Bo Outlaw	114	30	1992-93
7.	3.6	Dwight Jones	97	26	1972-73
8.	3.1	Bo Outlaw	97	31	1991-92
9.	3.0	Tim Moore	85	28	1994-95
10.	2.73	TaShawn Thomas	90	33	2013-14
11.	2.68	Greg Anderson	75	28	1985-86
12.	2.5	Hakeem Olajuwon	72	29	1981-82
13.	2.4	Greg Anderson	72	30	1984-85
14.	2.15	Dwight Jones	58	27	1971-72
15.	2.13	TaShawn Thomas	64	30	2011-12
16.	2.09	Marcus Cousin	69	33	2008-09
17.	2.03	Chris Harris Jr.	61	30	2019-20
18.	1.97	Carl Herrera	65	33	1989-90
19.	1.87	Greg Anderson	56	30	1986-87
20.	1.85	Maurice Pressley	48	26	1973-74

GAME

BLOCKED SHOTS

1.	16	Hakeem Olajuwon	Biscayne	12/3/83
2.	14	Dwight Jones	Houston Baptist	2/8/73
t3.	11	Hakeem Olajuwon	Louisiana	1/10/83
		Hakeem Olajuwon	Arkansas	1/22/83
		Hakeem Olajuwon	vs. NC State	4/4/83
		Hakeem Olajuwon	Texas	1/10/84
t7.	10	Bo Outlaw	Texas A&M	2/17/93
		Hakeem Olajuwon	vs. Arkansas	3/11/84
		Hakeem Olajuwon	vs. Rice	3/10/84
		Hakeem Olajuwon	at Texas A&M	1/14/84
		Hakeem Olajuwon	at Texas Tech	1/12/84
		Hakeem Olajuwon	Louisville	12/25/83
		Hakeem Olajuwon	Texas	2/15/83
t14.	8	Emmanuel Adeife	Florida Tech	11/22/05
		Anwar Ferguson	Texas A&M	12/27/03
		Anwar Ferguson	Chicago State	12/23/03
		Anwar Ferguson	Washington	12/20/03
t18.	7	TaShawn Thomas	at Louisiana	12/14/13
		TaShawn Thomas	Howard	11/21/13
		TaShawn Thomas	Lehigh	11/17/13
Opp.	10	Gerrick Morris	South Florida	2/21/04
		Robert Parrish	Centenary	2/1/73



STEALS

CAREER

STEALS

Rk.	No.	Player	G	Years
1.	268	Clyde Drexler	96	1980-83
2.	237	Ken Ciolli	129	1975-79
3.	217	Otis Birdsong	116	1973-77
4.	215	Michael Young	134	1980-84
5.	209	Kenneth Williams	126	1976-80
6.	207	Rickie Winslow	124	1983-87
7.	183	Oliver Lafayette	64	2005-07
8.	168	Aubrey Coleman	67	2008-10
9.	158	Craig Upchurch	126	1987-92
t10.	157	Galen Robinson Jr.	136	2015-19
		Rob Williams	88	1979-82
12.	148	Brian Latham	63	2004-06
13.	147	Kelvin Lewis	100	2007-10
14	146	Jamal Shead	101	2020 -
15.	145	Lanny Smith	122	2003-08
16.	144	Ramon Dyer	100	2002-06
17.	143	Marcus Sasser	107	2019-23
18.	137	Larry Micheaux	123	1979-83
19.	135	Derrick Daniels	124	1988-92
20.	134	Hakeem Olajuwon	100	1981-84
21.	133	Greg Anderson	123	1983-87
22.	129	Zamal Nixon	122	2007-11
23.	124	Alvin Franklin	125	1982-86
24.	122	Bo Outlaw	61	1991-93
25.	119	Eric Dickens	105	1981-85
26.	115	Anthony Goldwire	57	1992-94
27.	111	Dominic Smith	60	2000-02
t28.	110	Andre Owens	87	2002-05
		Cecil Rose	114	1974-78
t30.	109	George Williams	90	1999-02
		Randy Brown	57	1986-88
32.	105	Rob Gray	91	2015-18
t33.	103	Tim Moore	70	1993-96
		Maurice Presley	79	1972-75
35.	102	Damon Jones	81	1994-97
36.	101	Richard Hollis	62	1987-89
t37.	100	TaShawn Thomas	96	2011-14
		Desmond Wade	68	2008-10
		Robert McKiver	67	2006-08
		Jessie Drain	115	1991-95

STEALS AVERAGE (min. 50 games)

Rk.	Avg.	Player	Stls.	G	Years
1.	2.9	Oliver Lafayette	183	64	2005-07
2.	2.8	Clyde Drexler	268	96	1980-83
3.	2.5	Aubrey Coleman	168	67	2008-10
4.	2.3	Brian Latham	148	63	2004-06
5.	2.001	Anthony Goldwire	115	57	1992-94
6.	2.0	Bo Outlaw	122	61	1991-93
7.	1.91	Randy Brown	109	57	1986-88
8.	1.87	Otis Birdsong	217	116	1973-77
9.	1.85	Dominic Smith	111	60	2000-02
10.	1.84	Ken Ciolli	237	129	1975-79
11.	1.78	Rob Williams	157	88	1979-82
12.	1.669	Rickie Winslow	207	124	1983-87
13.	1.659	Kenneth Williams	209	126	1976-80
14.	1.629	Richard Hollis	101	62	1987-89
15.	1.604	Michael Young	215	134	1980-84
16.	1.569	Gee Gervin	91	58	1998-00
17.	1.493	Robert McKiver	100	67	2006-08
18.	1.4714	Tim Moore	103	70	1993-96
19.	1.4706	Desmond Wade	100	68	2008-10
20.	1.470	Kelvin Lewis	147	100	2007-10
**	1.446	Jamal Shead	146	101	2019 -

SEASON

STEALS

Rk.	No.	Player	G	Years
1.	113	Clyde Drexler	34	1982-83
2.	105	Oliver Lafayette	31	2005-06
3.	97	Clyde Drexler	32	1981-82
4.	93	Aubrey Coleman	95	2009-10
5.	84	Brian Latham	32	2004-05
t6.	78	Oliver Lafayette	33	2006-07
		Ken Ciolli	33	1977-78
8.	77	Randy Brown	29	1987-88
t9.	75	Aubrey Coleman	32	2008-09
		Ken Ciolli	31	1978-79
11.	72	Steve Newsome	27	1972-73
t12.	69	Eric Dickens	30	1984-85
		Otis Birdsong	36	1976-77
14.	68	Bo Outlaw	30	1992-93
15.	67	Kenneth Williams	31	1978-79
16.	66	Michael Young	37	1983-84
17.	65	Dominic Smith	29	2000-01
18.	64	Brian Latham	31	2005-06
t19.	63	Kelvin Lewis	35	2009-10
		Ramon Dyer	32	2004-05
		Donnell Hayes	26	1973-74
22.	63	Jamal Shead	37	2022-23
23.	62	Rob Williams	30	1980-81
24.	61	Hakeem Olajuwon	37	1983-84
t25.	60	Rickie Winslow	37	1983-84
		Ken Ciolli	37	1976-77

STEALS AVERAGE

Rk.	No.	Player	Stls.	G	Years
1.	3.4	Oliver Lafayette	105	31	2005-06
2.	3.3	Clyde Drexler	113	34	1982-83
3.	3.0	Clyde Drexler	97	32	1981-82
4.	2.667	Steve Newsome	72	27	1972-73
5.	2.657	Aubrey Coleman	93	35	2009-10
6.	2.655	Randy Brown	77	29	1987-88
7.	2.6	Brian Latham	84	32	2004-05
8.	2.423	Donnell Hayes	63	26	1973-74
9.	2.419	Ken Ciolli	75	31	1978-79
t10.	2.36	Oliver Lafayette	78	33	2006-07
		Ken Ciolli	78	33	1977-78
12.	2.344	Aubrey Coleman	75	32	2008-09
13.	2.30	Eric Dickens	69	30	1984-85
14.	2.27	Bo Outlaw	68	30	1992-93
15.	2.24	Dominic Smith	65	29	2000-01
16.	2.23	Otis Birdsong	58	26	1974-75
17.	2.15	Anthony Goldwire	58	27	1993-94
18.	2.067	Rob Williams	62	30	1980-81
19.	2.065	Brian Latham	64	31	2005-06
20.	1.97	Ramon Dyer	63	32	2004-05

SINGLE-GAME

STEALS

1.	11	Clyde Drexler	at Syracuse	12/11/82
t2.	8	Jamal Shead	Our Lady of the Lake	2/6/21
		Oliver Lafayette	BYU	3/15/06
		Dominic Smith	Charlotte	2/4/01
		Ken Ciolli	vs. Illinois State	3/14/77
		Ken Ciolli	Texas Lutheran	12/7/77
		Ken Ciolli	Xavier	12/16/77
		Cecil Rose	Houston Baptist	1/2/76
t8.	7	Aubrey Coleman	Tulsa	1/9/10
		Aubrey Coleman	vs. San Diego	11/27/09
		Aubrey Coleman	at Toledo	12/20/08
		Brian Latham	South Florida	2/16/05
		Bernard Smith	Southern Miss	3/1/00
		Rickie Winslow	at UTSA	12/5/85
		Eric Dickens	at TCU	1/3/85
		Michael Young	Arkansas	2/26/84
		Clyde Drexler	vs. TCU	3/12/83
		Clyde Drexler	UC Santa Barbara	12/15/81
Opp.	10	B.J. Tyler	Texas	1/29/94



WINS

CAREER

WINS

Table with 5 columns: Rk., No., Player, Record, Years. Lists career win records for various players like Fabian White Jr., Michael Young, Galen Robinson Jr., etc.

CONFERENCE WINS

Table with 5 columns: Rk., No., Player, Record, Years. Lists conference win records for players like Fabian White Jr. (American), Galen Robinson Jr. (American), etc.

SEASON

WINS

Table with 4 columns: Rk., No., Player, Season. Lists season win records for players like Tramon Mark, Cedrick Alley Jr., etc.

CONFERENCE WINS

Table with 4 columns: Rk., No., Player, Season. Lists conference win records for players like Ja'Vier Francis, Terrance Arceneaux, etc.

WINNINGEST 4-YEAR CLASSES

Table with 3 columns: Rk., Wins, Seniors in Final Season. Lists winningest 4-year classes with records like 18-19, 19-20, 20-21, 21-22 and seniors like Fabian White Jr., Darius Bowser, etc.

Bold – Played 4+ seasons at Houston (3+ years for those who played before freshmen eligibility)

RECORDS



GAMES

CAREER

GAMES PLAYED

Rk.	No.	Player	Years
1.	149	Fabian White Jr.	2017-22
2.	136	Galen Robinson Jr.	2015-19
3.	134	Michael Young	1980-84
t4.	129	Ken Ciolli	1975-79
t6.	126	George Walker Danrad Knowles Craig Upchurch Kenneth Williams	1975-79 2013-17 1987-92 1976-80
9.	125	Alvin Franklin	1982-86
t10.	124	Derrick Daniels Rickie Winslow	1988-92 1983-87
t12.	123	Greg Anderson Larry Micheaux	1983-87 1979-83
t14.	122	Zamal Nixon Lanny Smith	2007-11 2003-08
16.	120	Reid Gettys	1981-85
17.	119	Marcus Oliver	1999-04
18.	118	Charles Thompson	1974-78
19.	116	Otis Birdsong	1973-77
20.	115	Jessie Drain	1991-95
21.	114	Cecil Rose	1974-78
22.	113	Chad Hendrick	1997-01
23.	112	LeRon Barnes	2011-16
24.	108	Bryan Shelton	2001-05
25.	107	Marcus Sasser	2019-23
26.	106	Roger Fernandes	1987-92
27.	105	Eric Dickens	1981-85
28.	104	Reggie Chaney	2020-23
t29.	102	Tyrone Evans David Marrs	1990-95 1972-76
t31.	101	Jamal Shead Mikhail McLean	2020 – 2010-15
t33.	100	J'Wan Roberts Armoni Brooks Ramon Dyer Kelvin Lewis Hakeem Olajuwon	2019 – 2016-19 2002-06 2007-10 1981-84

CONFERENCE GAMES PLAYED

Rk.	No.	Player	Years
1.	76	Fabian White Jr. (American)	2017-22
t2.	72	Galen Robinson Jr. (American) Danrad Knowles (American)	2015-19 2013-17
t4.	64	Michael Young (SWC) Alvin Franklin (SWC) Larry Micheaux (SWC) Greg Anderson (SWC) Rickie Winslow (SWC) George Walker (SWC) Ken Ciolli (SWC)	1980-84 1980-84 1979-83 1983-87 1983-87 1975-79 1975-79
**	52	J'Wan Roberts (American)	2019 –
**	50	Jamal Shead (American)	2020 –

GAMES STARTED

Rk.	No.	Player	Years
1.	129	Michael Young	1980-84
2.	126	Craig Upchurch	1987-92
3.	124	Derrick Daniels	1988-92
4.	123	Rickie Winslow	1983-87
5.	119	Galen Robinson Jr.	2015-19
6.	113	Lanny Smith	2003-08
7.	112	Alvin Franklin	1982-86
8.	107	Larry Micheaux	1979-83
9.	96	TaShawn Thomas	2011-14
10.	95	Clyde Drexler	1980-83
11.	94	Greg Anderson	1983-87
12.	93	Marcus Sasser	2019-23
13.	91	Kelvin Lewis	2007-10
14.	90	Fabian White Jr.	2017-22
15.	88	George Williams	1999-02
16.	87	Kenny Younger	1997-00
17.	86	Rob Williams	1979-82
18.	85	Andre Owens	2002-05
19.	82	Jack Foster	1953-56
20.	79	Danrad Knowles	2013-17
**	71	Jamal Shead	2020 –

CONFERENCE GAMES STARTED

Rk.	No.	Player	Years
1.	66	Galen Robinson Jr. (American)	2015-19
2.	64	Rickie Winslow (SWC)	1983-87
t3.	63	Michael Young (SWC) Craig Upchurch (SWC)	1980-84 1987-92
t5.	62	Derrick Daniels (SWC) Craig Upchurch (SWC)	1988-92 1987-92
7.	60	Alvin Franklin (SWC)	1982-86
8.	56	Lanny Smith (C-USA)	2003-08
9.	55	Larry Micheaux (SWC)	1979-83
10.	51	Fabian White Jr. (American)	2017-22
t10.	50	Danrad Knowles (American) TaShawn Thomas (C-USA, American)	2013-17 2011-14

SEASON

GAMES PLAYED

Rk.	No.	Player	Years
1.	38	Josh Carlton, J'Wan Roberts , Jamal Shead , Fabian White Jr.	2021-22
t5.	37	Tramon Mark, J'Wan Roberts , Jamal Shead Cedrick Alley Jr., Brearon Brady, Armoni Brooks, Corey Davis Jr., Brisson Gresham, Nate Hinton, Galen Robinson Jr. Alvin Franklin, Reid Gettys, Hakeem Olajuwon, Rickie Winslow, Michael Young Ken Ciolli, Cecil Rose, Mike Schultz, Charles Thompson, Mark Trammel, George Walker	2022-23 2018-19 1983-84 1976-77

GAMES STARTED

Rk.	No.	Player	Years
1.	38	Fabian White Jr.	2021-22
t2.	37	Tramon Mark, Jamal Shead Kyler Edwards Galen Robinson Jr. Alvin Franklin, Hakeem Olajuwon, Michael Young	2022-23 2021-22 2018-19 1983-84
t9.	36	J'Wan Roberts , Marcus Sasser Brearon Brady, Armoni Brooks, Corey Davis Jr. Rickie Winslow	2022-23 2018-19 1983-84
t15.	35	Jarace Walker Devin Davis Aubrey Coleman, Kelvin Lewis	2022-23 2017-18 2009-10



MINUTES

CAREER

MINUTES PLAYED

Rk.	No.	Player	G	Years
1.	4,498	Michael Young	134	1980-84
2.	4,087	Rickie Winslow	124	1983-87
3.	4,065	Derrick Daniels	124	1988-92
4.	4,062	Otis Birdsong	116	1973-77
5.	3,916	Craig Upchurch	126	1987-92
6.	3,830	Alvin Franklin	125	1982-86
7.	3,773	Galen Robinson Jr.	136	2015-19
8.	3,535	Lanny Smith	122	2003-08
9.	3,457	Greg Anderson	123	1983-87
10.	3,418	Larry Micheaux	123	1979-83
11.	3,335	Elvin Hayes	93	1965-68
12.	3,299	Kelvin Lewis	100	2007-10
13.	3,255	Clyde Drexler	96	1980-83
14.	3,161	Fabian White Jr.	149	2017-22
15.	3,129	Rob Williams	88	1979-82
16.	3,115	Andre Owens	87	2002-05
17.	3,132	Marcus Sasser	107	2019-23
18.	3,039	George Williams	90	1999-02
19.	3,036	Dwight Davis	84	1969-72
20.	2,961	TaShawn Thomas	96	2011-14
21.	2,775	Rob Gray	91	2015-18
22.	2,752	Reid Gettys	120	1981-85
23.	2,751	Danrad Knowles	126	2013-17
24.	2,721	Hakeem Olajuwon	100	1981-84
25.	2,687	Marcus Oliver	119	1999-04
26.	2,675	Don Chaney	90	1965-68
27.	2,638	Jamal Shead	101	2020 -
28.	2,613	Galen Robinson	96	1994-98
29.	2,608	Damon Jones	81	1994-97
30.	2,569	Jherrod Stiggers	97	2011-15
31.	2,545	Steve Newsome	83	1970-73
32.	2,502	Kenneth Williams	126	1976-80

MINUTES AVERAGE

Rk.	Avg.	Player	Min.	G	Years
1.	37.2	Ollie Taylor	2,086	56	1968-70
2.	37.1	Poo Welch	2,190	59	1969-71
3.	36.9	Anthony Goldwire	2,105	57	1992-94
4.	36.14	Dwight Davis	3,036	84	1969-72
5.	36.10	Robert McKiver	2,419	67	2006-08
6.	35.9	Elvin Hayes	3,335	93	1965-68
7.	35.8	Andre Owens	3,115	87	2002-05
8.	35.6	Robert Williams	3,129	88	1979-82
9.	35.02	Otis Birdsong	4,062	116	1973-77
10.	34.96	Aubrey Coleman	2,342	67	2008-10
11.	34.9	Dwight Jones	1,884	54	1971-73
12.	34.4	Oliver Lafayette	2,200	64	2005-07
13.	34.0	Dominic Smith	2,039	60	2000-02
14.	33.9	Clyde Drexler	3,255	96	1980-83
15.	33.9	Louis Truscott	2,033	60	2001-03
16.	33.8	George Williams	3,039	90	1999-02
17.	33.6	Michael Young	4,498	134	1980-84
18.	33.0	Kelvin Lewis	3,299	100	2007-10
19.	33.0	Rickie Winslow	4,087	124	1983-87
20.	32.8	Derrick Daniels	4,065	124	1988-92
21.	32.8	Shamahn McBride	1,770	54	1996-98
22.	32.6	Damyean Dotson	2,089	64	2015-17
23.	32.2	Damon Jones	2,608	81	1994-97
24.	31.9	Tim Moore	2,234	70	1993-96
25.	31.8	Darian Thibodeaux	1,905	60	2010-12

SEASON

MINUTES PLAYED

Rk.	No.	Player	G	Years
1.	1,354	Michael Young	37	1983-84
2.	1,342	Otis Birdsong	36	1976-77
3.	1,293	Aubrey Coleman	35	2009-10
4.	1,278	Kelvin Lewis	35	2009-10
5.	1,270	Elvin Hayes	33	1967-68
6.	1,261:44	Kyler Edwards	37	2021-22
7.	1,260	Hakeem Olajuwon	37	1983-84
8.	1,236	Robert McKiver	33	2006-07
9.	1,223	Corey Davis Jr.	37	2018-19
10.	1,218	Kelvin Lewis	33	2008-09
11.	1,205	Jamal Shead	37	2022-23
12.	1,204	Alvin Franklin	37	1983-84
13.	1,188	Ken Spain	33	1967-68
14.	1,186	Clyde Drexler	34	1982-83
15.	1,183	Robert McKiver	34	2007-08
16.	1,181	Oliver Lafayette	33	2006-07
17.	1,171	Rob Williams	30	1980-81
18.	1,153	Ollie Taylor	30	1969-70
19.	1,136	Armoni Brooks	37	2018-19
20.	1,131	Poo Welch	29	1970-71

MINUTES AVERAGE

Rk.	No.	Player	Min.	G	Years
1.	39.03	Robert Williams	1,171	30	1980-81
2.	39.0	Poo Welch	1,131	29	1970-71
3.	38.8	Alvin Franklin	1,085	28	1985-86
4.	38.6	Otis Birdsong	1,082	28	1975-76
5.	38.5	Elvin Hayes	1,270	33	1967-68
6.	38.4	Ollie Taylor	1,153	30	1969-70
7.	37.7	Greg Anderson	1,055	28	1985-86
8.	37.6	Dwight Davis	1,014	27	1971-72
9.	37.5	David Marrs	1,050	28	1975-76
10.	37.45	Robert McKiver	1,236	33	2006-07
11.	37.3	Otis Birdsong	1,342	26	1976-77
12.	37.1	Otis Birdsong	965	26	1974-75
13.	37.0	Dwight Davis	1,074	29	1970-71
14.	37.0	Anthony Goldwire	1,110	30	1992-93
15.	37.0	Andre Owens	998	27	2003-04
16.	36.9	Aubrey Coleman	1,293	35	2009-10
17.	36.9	Kelvin Lewis	1,218	33	2008-09
18.	36.9	Anthony Goldwire	995	27	1993-94
19.	36.6	Michael Young	1,354	37	1983-84
20.	36.5	Kelvin Lewis	1,278	35	2009-10

GAME

MINUTES PLAYED

1.	60 – 40T	Clyde Drexler	at TCU	2/17/81
2.	56 – 40T	Robert Williams	at TCU	2/17/81
3.	55 – 30T	Robert Williams	at SMU	1/13/81
4.	51 – 30T	Joseph Young	at Tulsa	2/16/13
t5.	50 – 30T	TaShawn Thomas	at Tulsa	2/16/13
	50 – 20T	Rickie Winslow	Texas Tech	2/5/86
	50 – 20T	Alvin Franklin	Texas Tech	2/5/86
	50 – 30T	Larry Rogers	Arkansas	2/9/80
9.	49:31 – 20T	Jamal Shead	at Wichita State	2/20/22
10.	49 – 30T	Anwar Ferguson	Southern Miss	2/3/04
11.	48:40 – 20T	Kyler Edwards	at Wichita State	2/20/22
12.	48 – 30T	Andre Owens	Southern Miss	2/3/04
SWC Postseason Classic (Dallas)				
13.	47 – 20T	Derrick Daniels	vs. TCU	3/14/92
t14.	46 – 20T	Damon Jones	Tulsa	12/4/96
	46 – 40T	Michael Young	at TCU	2/17/81
	46 – 30T	Robert Williams	Arkansas	2/9/80
t17.	45 – 30T	Jherrod Stiggers	at Tulsa	2/16/13
	45 – 30T	Lanny Smith	Southern Miss	2/3/04
	45 – 40T	Larry Micheaux	at TCU	2/17/81
	45 – 30T	Kenneth Williams	Arkansas	2/9/80
	45 – 20T	Ollie Taylor	Creighton	2/7/70
21.	44 – 30T	Victor Ewing	Arkansas	2/9/80
Opp.:	60 – 40T	Deckery Johnson	at TCU	2/17/81
	60 – 40T	Warren Bridges	at TCU	2/17/81
	60 – 40T	Darrell Browder	at TCU	2/17/81

RECORDS

MISCELLANEOUS RECORDS

MARGIN of VICTORY

Rk.	No.	Opponent	Score	Date
1.	77	Valparaiso	158-81	Feb. 24, 1968
2.	69	Florida Tech	131-62	Nov. 22, 2005
t3.	67	Bryant	111-44	Dec. 3, 2021
	67	Texas Lutheran	145-78	Dec. 8, 1981
5.	66	Our Lady of the Lake	112-46	Feb. 6, 2021
6.	64	St. Mary's (Texas)	122-58	Feb. 15, 1967
7.	60	St. Mary's (Texas)	120-60	Dec. 4, 1978
8.	59	Trinity	116-57	Feb. 22, 1973
t9.	57	Trinity	124-67	Dec. 11, 1976
	57	UNLV	130-73	Jan. 20, 1971
11.	56	St. Mary's (Texas)	109-53	Jan. 17, 1966
12.	55	UT Arlington	130-75	Feb. 22, 1968
13.	54	Texas Lutheran	129-65	Dec. 19, 1983
t14.	53	Hawai'i (Loa)	102-47	Nov. 30, 1989
	53	Southwestern	140-87	Feb. 12, 1966
	53	Trinity	99-46	Feb. 16, 1963
t17.	52	Houston Baptist	103-51	Jan. 5, 1978
	52	at Trinity	139-87	Feb. 9, 1965
t19.	51	East Carolina	109-58	Feb. 25, 2018
	51	at Centenary	107-56	Feb. 10, 1968
	51	Texas Wesleyan	125-74	Feb. 13, 1963

MARGIN of DEFEAT

Rk.	No.	Opponent	Score	Date
1.	47	at #12/17 Washington	63-110	Dec. 24, 2004
2.	45	at Arkansas	47-92	Jan. 5, 1976
3.	39	at #18/14 Louisville	52-91	Jan. 16, 2014
4.	38	at UAB	78-116	Jan. 9, 1999
t5.	37	at UConn	43-80	Jan. 30, 2014
		at #4/3 Cincinnati	78-115	Dec. 22, 1998
t7.	36	at #1/ UCLA	64-100	Jan. 18, 1969
		at #10/ Bradley	80-116	Jan. 11, 1957
		at #7/ Cincinnati	57-93	Jan. 13, 1957
t10.	35	at Cincinnati	50-85	Feb. 24, 2001
		at #3/ Kentucky	76-111	Dec. 29, 1956
t12.	34	Memphis	55-89	Jan. 14, 2012
		UAB	70-104	Feb. 21, 1998
		at Missouri	62-96	Feb. 13, 1954
t15.	33	#9/ Purdue	53-86	Jan. 10, 1998
		at #11/ Cincinnati	64-97	Feb. 18, 1997
		at Little Rock	67-100	Nov. 30, 1988
t18.	32	Texas	78-110	Jan. 29, 1994
		vs. #2/ UCLA	69-101	March 22, 1968
t20.	31	at South Florida	57-88	Feb. 26, 2002
		at #17/Tulsa	60-91	Jan. 6, 1953

CONSECUTIVE WINNING SEASONS

Rk.	No.	Seasons
1.	20	1959-60 through 1978-79
2.	8	2015-16 – present
3.	7	1986-87 through 1992-93
4.	6	2004-05 through 2009-10
5.	5	1980-81 through 1984-85
t6.	2	1954-55 through 1955-56
	2	1946 through 1946-47

CONSECUTIVE NON-LOSING SEASONS

Rk.	No.	Seasons
1.	34	1959-60 through 1992-93
2.	8	2015-16 – present
3.	6	2004-05 through 2009-10
4.	5	1946 through 1949-50
5.	3	2011-12 through 2013-14
6.	2	1954-55 through 1955-56

30-WIN SEASONS

Rk.	Rec.	Season	Head Coach
t1.	33-4	2022-23	Kelvin Sampson
	33-4	2018-19	Kelvin Sampson
t3.	32-7	2021-22	Kelvin Sampson
	32-5	1983-84	Guy V. Lewis
t5.	31-3	1982-83	Guy V. Lewis
	31-2	1967-68	Guy V. Lewis

25-WIN SEASONS

Rk.	Rec.	Season	Head Coach
t1.	33-4	2022-23	Kelvin Sampson
	33-4	2018-19	Kelvin Sampson
t3.	32-6	2021-22	Kelvin Sampson
	32-5	1983-84	Guy V. Lewis
t5.	31-3	1982-83	Guy V. Lewis
	31-2	1967-68	Guy V. Lewis
7.	29-8	1976-77	Guy V. Lewis
8.	28-4	2020-21	Kelvin Sampson
t9.	27-8	2017-18	Kelvin Sampson
	27-4	1966-67	Guy V. Lewis
t11.	25-6	1991-92	Pat Foster
	25-8	1989-90	Pat Foster
	25-8	1981-82	Guy V. Lewis
	25-8	1977-78	Guy V. Lewis
	25-5	1969-70	Guy V. Lewis

20-WIN SEASONS

Rk.	Rec.	Season	Head Coach
t1.	33-4	2022-23	Kelvin Sampson
	33-4	2018-19	Kelvin Sampson
t3.	32-6	2021-22	Kelvin Sampson
	32-5	1983-84	Guy V. Lewis
t5.	31-3	1982-83	Guy V. Lewis
	31-2	1967-68	Guy V. Lewis
7.	29-8	1976-77	Guy V. Lewis
8.	28-4	2020-21	Kelvin Sampson
t9.	27-8	2017-18	Kelvin Sampson
	27-4	1966-67	Guy V. Lewis
t11.	25-6	1991-92	Guy V. Lewis
	25-8	1989-90	Guy V. Lewis
	25-8	1981-82	Guy V. Lewis
	25-8	1977-78	Guy V. Lewis
	25-5	1969-70	Guy V. Lewis
16.	24-10	2007-08	Tom Penders
t17.	23-8	2018-19	Kelvin Sampson
	23-4	1972-73	Guy V. Lewis
	23-6	1965-66	Guy V. Lewis
t20.	22-10	2015-16	Kelvin Sampson
	22-7	1970-71	Guy V. Lewis
t22.	21-11	2016-17	Kelvin Sampson
	21-12	2008-09	Tom Penders
	21-10	2005-06	Tom Penders
	21-9	1992-93	Pat Foster
	21-9	1980-81	Guy V. Lewis
	21-6	1961-62	Guy V. Lewis
t28.	20-13	2012-13	James Dickey
	20-7	1971-72	Guy V. Lewis

CONSECUTIVE 30-WIN SEASONS

Rk.	No.	Seasons
1.	2	1982-83 through 1983-84

CONSECUTIVE 20-WIN SEASONS

Rk.	No.	Seasons
1.	8	2015-16 – present
t2.	4	1980-81 through 1983-84
	4	1969-70 through 1972-73
4.	3	1965-66 through 1967-68
t5.	2	2007-08 through 2008-09
	2	1991-92 through 1992-93
	2	1976-77 through 1977-78

VICTORIES – 4-YEAR PERIOD

Rk.	No.	Seasons
t1.	116	2019-20 through 2022-23
	116	2018-19 through 2021-22
3.	111	2017-18 through 2020-21
4.	109	1980-81 through 1983-84
t5.	104	2016-17 through 2019-20
	104	1981-82 through 1984-85
7.	103	2015-16 through 2018-19
8.	100	1964-65 through 1967-68
9.	99	1966-67 through 1969-70
10.	97	1965-66 through 1968-69

VICTORIES – 3-YEAR PERIOD

Rk.	No.	Seasons
1.	93	2020-21 through 2022-23
2.	88	1981-82 through 1983-84
3.	84	2018-19 through 2020-21
t4.	83	2019-20 through 2021-22
	83	2017-18 through 2019-20
t6.	81	2016-17 through 2018-19
	81	1965-66 through 1967-68
8.	79	1982-83 through 1984-85
9.	77	1980-81 through 1982-83
10.	74	1966-67 through 1968-69

VICTORIES – 2-YEAR PERIOD

Rk.	No.	Seasons
1.	65	2021-22 through 2022-23
2.	63	1983-83 through 1983-84
3.	61	2020-21 through 2021-22
4.	60	2017-18 through 2018-19
5.	58	1966-67 through 1967-68
t6.	56	2018-19 through 2019-20
	56	1981-82 through 1982-83
8.	54	1976-77 through 1977-78
9.	51	2019-20 through 2020-21
10.	50	1965-66 through 1966-67
t11.	48	2016-17 through 2017-18
		1983-84 through 1984-85



TEAM SEASON RECORDS

GAMES PLAYED

1.	38	2021-22
t2.	37	2022-23
		2018-19
		1976-77
		1983-84
t6.	34	2007-08
		1982-83
t8.	35	2017-18
		2009-10
t10.	33	2013-14
		2012-13
		2008-09
		1981-82
		1989-90
		1967-68
		2006-07
		1977-78
		2001-02

WINS

t1.	33	33-4	2022-23
		33-4	2018-19
t3.	32	32-6	2021-22
		32-5	1983-84
t5.	31	31-3	1982-83
		31-2	1967-68
	7.	29-8	1976-77
	8.	28-4	2020-21
t9.	27	27-8	2017-18
		27-4	1966-67

LOSSES

1.	22	9-22	1999-00
t2.	20	8-20	2003-04
		9-20	1997-98
t4.	19	13-19	2014-15
		9-19	1994-95
		8-19	1993-94
t7.	18	12-18	2010-11
		9-18	2003-04
t9.	18	10-17	1998-99
		11-17	1950-51

POINTS

1.	3,482	1976-77
2.	3,226	1967-68
3.	3,015	1977-78
4.	2,845	1965-66
5.	2,844	2021-22
6.	2,800	1982-83
7.	2,787	2018-19
t8.	2,770	2022-23
		1983-84
10.	2,765	1966-67

SCORING AVERAGE

1.	98.1	2,845-29	1965-66
2.	97.8	3,226-33	1967-68
3.	94.1	3,482-37	1976-77
4.	92.6	2,407-26	1974-75
5.	92.6	2,499-27	1971-72
6.	91.6	2,748-30	1969-70
7.	91.6	2,472-27	1972-73
8.	91.4	2,527-33	1977-78
9.	89.5	2,328-26	1973-74
10.	89.2	2,765-31	1966-67

FIELD GOALS MADE

1.	1,419	1976-77
2.	1,352	1967-68
3.	1,227	1977-78
4.	1,186	1982-83
5.	1,160	1965-66
6.	1,128	1966-67
7.	1,115	1983-84
8.	1,105	1981-82
9.	1,080	1972-73
10.	1,055	1969-70

FIELD GOALS ATTEMPTS

1.	2,808	1967-68
2.	2,744	1976-77
3.	2,459	1966-67
4.	2,431	1977-78
5.	2,388	1965-66
6.	2,282	2009-10
7.	2,267	2021-22
8.	2,259	1969-70
9.	2,242	1972-73
10.	2,232	1982-83

FIELD GOAL PERCENTAGE

1.	.531	1,186-2,232	1982-83
2.	.523	1,115-2,130	1983-84
3.	.523	1,105-2,113	1981-82
4.	.517	1,419-2,744	1976-77
5.	.513	946-1,844	1980-81
6.	.512	1,006-1,965	1974-75
7.	.505	1,227-2,431	1977-78
8.	.503	953-1,893	1984-85
9.	.495	993-2,005	1989-90
10.	.492	847-1,721	1985-86

3-POINT FIELD GOALS MADE

1.	375	2007-08
2.	333	2018-19
3.	330	2006-07
4.	298	2021-22
5.	297	2017-18
6.	290	2009-10
7.	286	2005-06
8.	284	2022-23
9.	268	2016-17
10.	279	2004-05

3-POINT FIELD GOAL ATTEMPTS

1.	1,039	2007-08
2.	1,009	2006-07
3.	939	2018-19
4.	881	2021-22
5.	854	2005-06
6.	835	2022-23
7.	831	2004-05
8.	814	2009-10
9.	809	2014-15
10.	768	2017-18

3-POINT FIELD GOAL PERCENTAGE

1.	.425	150-353	1989-90
2.	.395	94-238	1986-87
3.	.394	268-281	2016-17
4.	.389	176-452	2010-11
5.	.387	297-768	2017-18
6.	.383	149-389	2001-02
7.	.383	162-423	1987-88
8.	.372	140-376	1996-97
9.	.367	212-578	2013-14
10.	.364	209-574	1990-91

FREE THROWS MADE

1.	644	1976-77
2.	638	1969-70
3.	599	1954-55
4.	596	1956-57
5.	593	1953-54
6.	582	1965-66
7.	566	2001-02
8.	562	2008-09
9.	561	1977-78
10.	555	2012-13

FREE THROWS ATTEMPTS

1.	950	1976-77
2.	891	1969-70
3.	874	1983-84
4.	862	1953-54
5.	856	1954-55
6.	850	1967-68
7.	835	1956-57
8.	831	2001-02
9.	815	1955-56
10.	813	1966-67
		1960-61

FREE THROW PERCENTAGE

1.	.770	552-717	2007-08
2.	.746	562-753	2008-09
3.	.744	582-782	1965-66
4.	.733	466-636	2022-23
5.	.730	449-615	2019-20
6.	.723	536-741	1957-58
7.	.718	484-674	2017-18
8.	.717	390-544	2016-17
9.	.716	638-891	1969-70
10.	.715	457-639	2006-07

REBOUNDS

1.	2,074	1967-68
2.	1,862	1966-67
3.	1,662	1976-77
4.	1,567	1965-66
5.	1,564	1969-70
6.	1,523	1970-71
7.	1,515	1971-72
8.	1,502	2018-19
9.	1,482	2021-22
10.	1,480	1977-78

REBOUNDING AVERAGE

1.	62.8	2,074-33	1967-68
2.	60.1	1,862-31	1966-67
3.	56.1	1,515-27	1971-72
4.	54.7	1,477-27	1972-73
5.	54.0	1,567-29	1965-66
6.	52.5	1,523-29	1970-71
7.	52.1	1,564-30	1969-70
8.	51.0	1,327-26	1968-69
9.	49.9	1,297-26	1973-74
10.	49.2	1,279-26	1955-56

ASSISTS

1.	745	1976-77
2.	736	1983-84
3.	732	1967-68
4.	729	1982-83
5.	638	1977-78
6.	625	1969-70
7.	617	2021-22
8.	614	1972-73
9.	596	1984-85
10.	580	1981-82

ASSISTS AVERAGE

1.	22.7	614-27	1972-73
2.	22.2	732-33	1967-68
3.	22.0	572-26	1973-74
4.	21.4	729-34	1982-83
5.	21.1	570-27	1971-72
6.	20.8	625-30	1969-70
7.	20.2	746-37	1976-77
8.	19.9	736-37	1983-84
9.	19.9	596-30	1984-85
10.	19.3	638-33	1977-78

BLOCKED SHOTS

1.	286	1983-84
2.	269	1982-83
3.	196	2021-22
t4.	182	2022-23
		2013-14
6.	171	1981-82
7.	161	2018-19
8.	157	1992-93
t9.	151	2019-20
		2003-04

BLOCKED SHOTS AVERAGE

1.	7.9	269-34	1982-83
2.	7.7	286-37	1983-84
3.	5.7	149-26	1973-74
4.	5.6	151-27	2003-04
5.	5.5	182-33	2013-14
6.	5.23	157-30	1992-93
7.	5.18	171-33	1981-82
8.	5.16	196-38	2021-22
9.	5.0	149-30	2011-12
10.	4.92	182-37	2022-23

STEALS

1.	389	1982-83
2.	385	2005-06
3.	381	1976-77
4.	361	1981-82
5.	350	1977-78
6.	339	1983-84
7.	331	2004-05
8.	329	2009-10
9.	319	1978-79
10.	305	2021-22

STEALS AVERAGE

1.	12.4	385-31	2005-06
2.	11.4	389-34	1982-83
3.	10.9	361-33	1981-82
4.	10.6	350-33	1977-78
5.	10.34	331-32	2004-05
6.	10.30	381-37	1976-77
7.	10.29	319-31	1978-79
8.	10.15	264-26	1973-74
9.	9.7	261-27	1993-94
10.	9.4	329-35	2009-10

MINUTES

1.	7,675	2021-22
2.	7,450	1976-77
3.	7,425	1983-84
t4.	7,400	2022-23
		2018-19
6.	7,050	2009-10
7.	7,000	2017-18
t8.	6,800	2007-08
		1982-83
10.	6,775	2012-13



TEAM SINGLE-GAME RECORDS

POINTS

1.	158	Valparaiso	2/24/68
2.	152	Texas Wesleyan	2/22/66
3.	145	Texas Lutheran	12/8/81
4.	140	Southwestern	2/12/66
5.	139	at Trinity	2/9/65
6.	137	North Texas	12/17/77
7.	133	Southwestern	12/12/77
8.	132	at TCU	12/18/65
9.	131	Florida Tech	11/22/05
t10.	130	West Texas A&M	1/5/73
		UNLV	1/20/71
		UT Arlington	2/22/68
Opp:	121	at Bowling Green	3/1/75

FIELD GOALS MADE

1.	74	Valparaiso	2/24/68
2.	65	Texas Wesleyan	2/22/66
3.	64	Texas Lutheran	12/8/81
4.	62	North Texas	12/17/77
5.	61	Southwestern	2/12/66
t6.	56	UNLV	1/20/71
		at Trinity	2/9/65
		Texas Wesleyan	2/16/65
		at TCU	12/18/65
10.	55	Wabash College	12/6/73
Opp:	52	vs. Oral Roberts	12/28/73

FIELD GOALS ATTEMPTS

1.	124	Texas Wesleyan	2/22/66
2.	121	West Texas State	1/5/73
3.	118	Texas Wesleyan	2/16/65
4.	115	Virginia Tech	3/2/68
5.	112	Valparaiso	2/24/68
6.	111	UT Arlington	2/22/68
7.	108	North Dakota State	12/7/67
t8.	106	Trinity	12/11/76
		Trinity	2/22/73
		at West Texas A&M	2/23/67
Opp:	108	vs. Oral Roberts	12/28/73

FIELD GOAL PERCENTAGE

1.	.700 (35-50)	Tennessee State	12/30/01
2.	.681 (64-94)	Texas Lutheran	12/8/81
3.	.679 (55-81)	Texas Lutheran	12/19/83
4.	.673 (35-72)	at McNeese	12/6/97
5.	.672 (43-64)	Rice	1/16/73
6.	.667 (42-63)	East Carolina	2/25/18
7.	.661 (37-56)	at Texas	1/10/81
8.	.657 (44-67)	at Biscayne	2/10/75
9.	.649 (37-57)	Louisiana	1/10/83
10.	.646 (42-65)	Alcorn State	12/22/88
Opp:	.681 (30-44)	at TCU	2/8/94

3-POINT FIELD GOALS MADE

1.	19	Florida Tech	11/22/05
t2.	18	East Carolina	2/25/18
		Tulsa	1/11/18
		SMU	2/16/08
		at Rhode Island	11/13/06
6	17	at Tulane	2/17/19
t7.	16	East Carolina	1/23/19
		Troy	12/14/09
		Valparaiso	3/24/08
		at UCF	2/2/08
		at SMU	1/16/08
		Middle Tennessee	12/1/07
Opp:	15	at East Carolina	3/1/08

3-POINT FIELD GOALS ATTEMPTS

1.	45	Saint Louis	12/5/90
t2.	43	SMU	2/16/06
		at Missouri State	3/20/06
4.	42	at UCF	2/2/08
t5.	41	at Tulane	2/9/08
		at Arizona	12/17/06
t7.	40	South Alabama	2/14/07
		Southern	12/8/07
		Grambling State	11/22/06
10.	39	vs. Creighton	12/22/06
		Florida Tech	11/22/05
Opp:	43	Hofstra	11/9/21

3-POINT FIELD GOAL PERCENTAGE (min. 10 att.)

1.	.750 (12-16)	at Louisville	2/6/88
2.	.714 (10-14)	vs. Memphis	3/7/02
3.	.692 (9-13)	UTEP	2/13/13
4	.688 (11-16)	Fairfield	12/6/17
t5.	.667 (16-24)	East Carolina	1/23/19
	.667 (18-27)	East Carolina	2/25/18
	.667 (10-15)	Murray State	12/2/15
	.667 (10-15)	North Texas	12/8/90
9.	.630 (11-16)	Alcorn State	12/22/88
10.	.591 (13-22)	vs. SMU	3/7/09
Opp:	.636 (7-11)	IUPUI	11/28/98

FREE THROWS MADE

1.	43	Southwestern	12/12/77
2.	38	Bradley	2/4/56
3.	37	SMU	2/24/94
		at Sam Houston	12/4/53
t5.	36	UC Santa Barbara	12/30/69
t6.	35	Southern Miss	1/23/02
		Detroit	12/16/55
		vs. TCU	12/10/55
		Detroit	12/18/53
10.	34	at UTEP	1/14/09
		Texas Southern	12/23/00
Opp:	42	vs. Texas Tech	3/10/94

FREE THROWS ATTEMPTS

1.	54	at Bradley	2/9/56
2.	53	Southwestern	12/12/77
3.	51	Texas A&M	1/15/55
4.	49	Detroit	12/16/55
5.	48	South Alabama	2/28/70
6.	47	vs. Siena	12/29/53
t7.	45	Texas Southern	12/23/00
		at North Texas	11/30/91
		Seattle	2/6/71
10.	44	Southern Miss	1/23/02
		SMU	2/24/94
		vs. Texas	3/10/90
		vs. Boston College	3/21/82
		at Rice	1/20/79
		vs. UC Santa Barbara	12/30/69
Opp:	58	by Texas Tech	3/10/94

FREE THROW PERCENTAGE (min. 10 made)

t1.	1.000 (10-10)	at UConn	3/5/20
	1.000 (12-12)	at SMU	2/27/10
3.	.962 (25-26)	Prairie View A&M	11/18/15
4.	.957 (22-23)	at Montana State	1/30/70
t5.	.950 (19-20)	at Memphis	3/10/06
		Tennessee	12/4/71
7.	.947 (18-19)	at Texas	1/30/78
8.	.944 (17-18)	vs. Washington	12/25/19
t9.	.941 (16-17)	at UCF	2/2/08
	.941 (32-34)	at Texas	2/15/89
Opp:	1.000 (15-15)	vs. Villanova	3/26/22
	1.000 (15-15)	at Rice	3/11/75
	1.000 (11-11)	Virginia	2/7/88

REBOUNDS

1.	91	Rice	3/7/74
2.	88	Southern Miss	11/27/72
t3.	85	South Alabama	2/28/70
		at Centenary	2/10/68
5.	83	Sacramento State	12/2/67
t6.	82	Louisiana	12/8/66
		Trinity	1/2/65
8.	80	at Michigan	12/5/66
t9.	79	Virginia Tech	3/2/68
		at West Texas A&M	2/23/67
		Oklahoma City	1/5/63
Opp:	74	Notre Dame	1/9/65

ASSISTS

1.	44	Texas Lutheran	12/8/81
2.	42	Valparaiso	2/24/68
3.	39	UNLV	2/6/69
4.	38	Montana State	12/14/67
5.	37	West Texas State	1/5/73
6.	36	Trinity	12/11/76
t7.	35	SMU	1/8/83
		UT Arlington	2/22/68
t9.	34	Alcorn State	12/22/88
		Texas A&M	1/6/73
		Miami (Fla.)	2/14/70
Opp:	33	at Jacksonville	2/28/72

STEALS

1.	26	St. Mary's (Texas)	12/4/78
t2.	24	Houston Baptist	11/27/97
		at Syracuse	12/11/82
		Houston Baptist	1/6/77
t5.	22	McNeese	12/31/05
		Texas Lutheran	12/11/79
		UT Rio Grande Valley	12/15/78
8.	21	Texas Lutheran	12/7/77
9.	20	Florida Tech	11/22/05
Opp:	21	Texas	1/29/94
		Nevada	12/17/76

BLOCKED SHOTS

1.	17	Arkansas	1/22/83
2.	15	vs. Villanova	3/27/83
t3.	14	Lehigh	11/17/13
		Baylor	2/2/83
		Louisiana	1/10/83
t5.	12	at Middle Tennessee	12/2/08
		Southern Miss	2/3/04
		Texas Lutheran	1/2/96
		Texas A&M	2/17/93
		Texas	3/5/90
		Texas	2/15/83
		vs. NC State	4/4/83
		Arizona	11/26/82
Opp:	12	at Cincinnati	1/29/05
		at SMU	2/12/79
		at UCLA	1/2/77



1,000-POINT CLUB

1. ELVIN HAYES • 2,884 Pts.

#44 • Forward • 6-8 • 235 • Three Letters • Rayville, La. • 1965-68

Year	G	FG-A	Pct.	3P-A	Pct.	FT-A	Pct.	Reb.	Avg.	Pts.	Avg.
1965-66	29	323-570	.567	---	---	143-257	.556	490	16.9	789	27.2
1966-67	31	373-750	.497	---	---	135-227	.595	488	15.7	881	28.4
1967-68	33	519-945	.549	---	---	176-285	.618	624	18.9	1,214	36.8
Totals	93	1,215-2,265	.536	---	---	454-769	.590	1,602	17.2	2,884	31.0

Career High: 55, vs. Southwestern (2/12/66)

2. OTIS BIRDSONG • 2,832 Pts.

#10 • Guard • 6-4 • 190 • Four Letters • Winter Haven, Fla. • 1973-77

Year	G	FG-A	Pct.	3P-A	Pct.	FT-A	Pct.	Reb.	Avg.	Pts.	Avg.
1973-74	26	154-312	.494	---	---	64-92	.696	110	4.2	372	14.3
1974-75	26	268-460	.583	---	---	104-143	.727	122	4.7	640	24.6
1975-76	28	302-582	.517	---	---	126-191	.660	176	6.3	730	26.1
1976-77	36	452-794	.569	---	---	186-283	.657	159	4.4	1,090	30.3
Totals	116	1,176-2,148	.547	---	---	480-709	.677	567	4.9	2,832	24.2

Career High: 43, vs. Texas A&M (2/19/77); vs. Texas (1/18/77)

3. MICHAEL YOUNG • 2,043 Pts.

#42 • Forward • 6-7 • 220 • Four Letters • Houston, Texas • 1980-84

Year	G	FG-A	Pct.	3P-A	Pct.	FT-A	Pct.	Reb.	Avg.	Pts.	Avg.
1980-81	30	157-319	.492	---	---	47-84	.560	190	6.3	361	12.0
1981-82	33	158-358	.441	---	---	44-64	.688	179	5.4	360	10.9
1982-83	34	266-519	.513	---	---	56-88	.636	195	5.7	588	17.3
1983-84	37	319-637	.501	---	---	96-149	.644	231	6.2	734	19.8
Totals	134	900-1,833	.491	---	---	243-385	.631	795	5.9	2,043	15.3

Career High: 30, vs. Texas A&M (2/2/84)

4. CRAIG UPCHURCH • 1,880 Pts.

#3 • Forward • 6-8 • 200 • Four Letters • St. Louis, Mo. • 1987-92

Year	G	FG-A	Pct.	3P-A	Pct.	FT-A	Pct.	Reb.	Avg.	Pts.	Avg.
1987-88	31	148-262	.565	---	---	79-125	.632	163	5.3	376	12.1
1988-89	31	232-398	.583	---	---	119-185	.643	203	6.5	583	18.8
1989-90	33	182-338	.538	---	---	69-113	.611	231	7.0	433	13.1
1991-92	31	191-357	.535	---	---	105-164	.640	200	6.5	488	15.7
Totals	126	753-1,355	.556	---	---	372-587	.634	797	6.3	1,880	14.9

Career High: 34, vs. Texas A&M (1/25/89)

5. ROB WILLIAMS • 1,838 Pts.

#20 • Guard • 6-2 • 175 • Three Letters • Houston, Texas • 1979-82

Year	G	FG-A	Pct.	3P-A	Pct.	FT-A	Pct.	Reb.	Avg.	Pts.	Avg.
1979-80	28	180-351	.513	---	---	96-127	.756	72	2.6	456	16.3
1980-81	30	298-598	.498	---	---	153-195	.785	83	2.8	749	25.0
1981-82	30	240-504	.476	---	---	153-193	.793	64	2.1	633	21.1
Totals	88	718-1,453	.494	---	---	402-515	.781	219	2.5	1,838	21.1

Career High: 40, vs. Texas (1/10/81)

6. LOUIS DUNBAR • 1,765 Pts.

#22 • Forward • 6-9 • 190 • Three Letters • Minden, La. • 1972-75

Year	G	FG-A	Pct.	3P-A	Pct.	FT-A	Pct.	Reb.	Avg.	Pts.	Avg.
1972-73	27	251-497	.505	---	---	67-85	.788	143	5.3	569	21.1
1973-74	26	248-542	.458	---	---	67-91	.736	221	8.5	563	21.7
1974-75	26	260-535	.486	---	---	113-164	.689	243	9.3	633	24.3
Totals	79	759-1,574	.482	---	---	247-340	.726	607	7.7	1,765	22.3

Career High: 36, vs. Texas A&M (1/6/73)

7. DWIGHT DAVIS • 1,741 Pts.

#42 • Center/Forward • 6-7 • 205 • Three Letters • Houston, Texas • 1969-72

Year	G	FG-A	Pct.	3P-A	Pct.	FT-A	Pct.	Reb.	Avg.	Pts.	Avg.
1969-70	28	201-369	.545	---	---	99-128	.773	288	10.3	501	17.9
1970-71	29	222-460	.483	---	---	138-189	.730	357	12.3	582	20.3
1971-72	27	262-518	.506	---	---	134-181	.740	316	11.7	658	24.4
Totals	84	685-1,347	.509	---	---	371-498	.745	961	11.4	1,741	20.7

Career High: 42, vs. Arizona State (12/11/71)

8. ROB GRAY • 1,710 Pts.

#2/32 • Guard • 6-2 • 185 • Three Letters • Forest City, N.C. • 2000-18

Year	G	FG-A	Pct.	3P-A	Pct.	FT-A	Pct.	Reb.	Avg.	Pts.	Avg.
2015-16	26	150-345	.435	48-140	.343	69-98	.704	57	2.2	417	16.0
2016-17	31	233-493	.473	63-165	.382	109-134	.813	116	3.7	638	20.6
2017-18	34	218-488	.447	61-170	.359	158-197	.802	125	3.7	655	19.3
Totals	91	601-1,326	.453	172-475	.362	336-429	.783	298	3.3	1,710	18.8

Career High: 39, vs. San Diego State (3/15/18)

9. ALVIN FRANKLIN • 1,684 Pts.

#20 • Guard • 6-2 • 180 • Four Letters • La Marque, Texas • 1982-86

Year	G	FG-A	Pct.	3P-A	Pct.	FT-A	Pct.	Reb.	Avg.	Pts.	Avg.
1982-83	30	58-136	.426	---	---	28-45	.622	22	0.7	144	4.8
1983-84	37	160-338	.473	---	---	139-173	.803	55	1.5	459	12.4
1984-85	30	203-449	.452	---	---	101-132	.765	58	1.9	507	16.9
1985-86	28	224-506	.443	---	---	126-167	.754	61	2.2	574	20.5
Totals	125	645-1,429	.451	---	---	394-517	.762	196	1.6	1,684	13.5

Career High: 31, vs. Texas A&M (12/27/85)

10. GREG ANDERSON • 1,662 Pts.

#54 • Forward/Center • 6-10 • 230 • Four Letters • Houston, Texas • 1983-87

Year	G	FG-A	Pct.	3P-A	Pct.	FT-A	Pct.	Reb.	Avg.	Pts.	Avg.
1983-84	35	49-101	.485	---	---	19-36	.528	123	3.5	117	3.4
1984-85	30	197-344	.573	---	---	69-129	.535	244	8.1	463	15.4
1985-86	28	215-376	.572	---	---	106-181	.586	360	12.9	536	19.1
1986-87	30	215-409	.526	---	---	116-192	.604	318	10.6	546	18.2
Totals	123	676-1,230	.550	---	---	310-538	.576	1,045	8.5	1,662	13.5

Career High: 41, vs. Arizona State (12/6/86)

11. RICKIE WINSLOW • 1,548 Pts.

#41 • Forward • 6-8 • 223 • Four Letters • Houston, Texas • 1983-87

Year	G	FG-A	Pct.	3P-A	Pct.	FT-A	Pct.	Reb.	Avg.	Pts.	Avg.
1983-84	37	133-213	.624	---	---	50-82	.610	203	5.5	316	8.5
1984-85	30	180-315	.571	---	---	67-109	.615	263	8.8	427	14.2
1985-86	27	159-299	.531	---	---	103-149	.691	281	10.4	421	15.6
1986-87	30	159-307	.518	---	---	63-109	.578	222	7.4	384	12.8
Totals	124	631-1,154	.547	---	---	282-449	.628	969	7.8	1,548	12.5

Career High: 28, at UTSA (12/5/85)

12. AUBREY COLEMAN • 1,516 Pts.

#12 • Guard • 6-4 • 200 • Two Letters • Houston, Texas • 2008-10

Year	G	FG-A	Pct.	3P-A	Pct.	FT-A	Pct.	Reb.	Avg.	Pts.	Avg.
2008-09	32	218-512	.426	10-48	.208	174-228	.763	262	8.2	620	19.4
2009-10	35	305-717	.425	51-161	.317	235-319	.737	259	7.4	896	25.6
Totals	67	523-1,229	.426	61-209	.292	409-547	.748	521	7.8	1,516	22.6

Career High: 38, at Tulane (3/6/10); at Marshall (2/18/09)



1,000-POINT CLUB

13. KENNETH WILLIAMS • 1,476 Pts.

#4 • Guard • 6-1 • 175 • Four Letters • Houston, Texas • 1976-80

Year	G	FG-A	Pct.	3P-A	Pct.	FT-A	Pct.	Reb.	Avg.	Pts.	Avg.
1976-77	36	63-147	.429	---	---	25-31	.806	41	1.1	151	4.2
1977-78	31	135-289	.467	---	---	57-67	.851	72	2.3	327	10.5
1978-79	31	263-583	.451	---	---	82-114	.719	90	2.9	608	19.6
1979-80	28	169-387	.436	---	---	52-67	.776	72	2.6	390	13.9
Totals	126	630-1,406	.448	---	---	216-279	.774	275	2.2	1,476	11.7

Career High: 41, vs. SMU (1/22/79)

14. KELVIN LEWIS • 1,465 Pts.

#0 • Guard • 6-4 • 195 • Three Letters • Fort Worth, Texas • 2007-10

Year	G	FG-A	Pct.	3P-A	Pct.	FT-A	Pct.	Reb.	Avg.	Pts.	Avg.
2007-08	32	105-247	.425	56-149	.376	61-74	.824	125	3.9	327	10.2
2008-09	33	195-473	.412	93-252	.369	111-133	.835	108	3.3	594	18.0
2009-10	35	183-443	.413	102-257	.397	76-97	.784	140	4.0	544	15.5
Totals	100	483-1,163	.415	251-658	.381	248-304	.816	373	3.7	1,465	14.7

Career High: 35, at Arizona (1/24/09)

15. MARCUS SASSER • 1,458 Pts.

#0 • Guard • 6-2 • 195 • Four Letters • Dallas, Texas • 2019-23

Year	G	FG-A	Pct.	3P-A	Pct.	FT-A	Pct.	Reb.	Avg.	Pts.	Avg.
2019-20	30	81-223	.363	57-162	.352	25-33	.758	72	2.4	244	8.1
2020-21	29	134-353	.380	78-233	.335	52-61	.852	76	2.6	398	13.7
2021-22	12	69-158	.437	45-103	.437	29-39	.744	34	2.8	212	17.7
2022-23	36	190-434	.438	96-250	.384	128-151	.848	102	2.8	604	16.8
Totals	107	474-1,168	.406	276-748	.369	234-284	.824	284	2.7	1,458	13.6

Career High: 38, vs. Miami (Fla.) (1/23/60)

16. GARY PHILLIPS • 1,452 Pts.

#54 • Guard • 6-3 • 189 • Three Letters • Quincy, Ill. • 1958-61

Year	G	FG-A	Pct.	3P-A	Pct.	FT-A	Pct.	Reb.	Avg.	Pts.	Avg.
1958-59	26	172-386	.446	---	---	93-153	.608	136	5.2	437	16.8
1959-60	25	187-456	.410	---	---	139-194	.716	158	6.3	513	20.5
1960-61	28	181-426	.425	---	---	140-196	.714	170	6.1	502	17.9
Totals	79	540-1,268	.426	---	---	372-543	.685	464	5.9	1,452	18.4

Career High: 38, vs. Miami (Fla.) (1/23/60)

17. ROBERT McKIVER • 1,435 Pts.

#3 • Guard • 6-3 • 190 • Two Letters • New Haven, Conn. • 2006-08

Year	G	FG-A	Pct.	3P-A	Pct.	FT-A	Pct.	Reb.	Avg.	Pts.	Avg.
2006-07	33	201-532	.378	116-343	.338	116-160	.725	106	3.2	634	19.2
2007-08	34	233-588	.396	145-376	.386	190-215	.884	131	3.9	801	23.6
Totals	67	434-1,120	.388	261-719	.363	306-375	.816	237	3.5	1,435	21.4

Career High: 52, vs. Southern Miss (2/27/08)

18. ANDRE OWENS • 1,407 Pts.

#20 • Guard • 6-4 • 200 • Three Letters • Indianapolis, Ind. • 2002-05

Year	G	FG-A	Pct.	3P-A	Pct.	FT-A	Pct.	Reb.	Avg.	Pts.	Avg.
2002-03	28	128-360	.356	65-198	.328	68-89	.764	144	5.1	389	13.9
2003-04	27	147-395	.372	62-197	.315	77-105	.733	145	5.4	433	16.0
2004-05	32	195-485	.402	100-280	.357	95-132	.720	155	4.8	585	18.3
Totals	87	470-1,240	.379	227-675	.336	240-326	.736	444	5.1	1,407	16.2

Career High: 41, vs. Texas A&M (12/27/03)

19. TaSHAWN THOMAS • 1,388 Pts.

#35 • Forward • 6-8 • 240 • Three Letters • Killeen, Texas • 2011-14

Year	G	FG-A	Pct.	3P-A	Pct.	FT-A	Pct.	Reb.	Avg.	Pts.	Avg.
2011-12	30	138-239	.577	0-2	.000	45-83	.542	245	8.2	321	10.7
2012-13	33	234-424	.552	1-9	.111	90-141	.638	322	9.8	559	16.9
2013-14	33	205-347	.591	1-6	.167	97-163	.595	266	8.1	508	15.4
Totals	96	577-1,010	.571	2-17	.118	232-387	.599	833	8.7	1,388	14.5

Career High: 31, at Tulsa (2/16/13)

20. CLYDE DREXLER • 1,383 Pts.

#22 • Guard • 6-7 • 210 • Three Letters • Houston, Texas • 1980-83

Year	G	FG-A	Pct.	3P-A	Pct.	FT-A	Pct.	Reb.	Avg.	Pts.	Avg.
1980-81	30	153-303	.505	---	---	50-85	.588	314	10.5	356	11.9
1981-82	32	206-362	.569	---	---	73-120	.608	336	10.5	485	15.2
1982-83	34	236-440	.536	---	---	70-95	.737	298	8.8	542	15.9
Totals	96	595-1,105	.538	---	---	193-300	.643	948	9.9	1,383	14.4

Career High: 30, vs. Biscayne (12/6/81)

21. CHARLES THOMPSON • 1,381 Pts.

Forward • 6-8 • 235 • Three Letters • Rayville, La. • 1974-78

Year	G	FG-A	Pct.	3P-A	Pct.	FT-A	Pct.	Reb.	Avg.	Pts.	Avg.
1974-75	20	20-50	.400	---	---	11-15	.733	42	2.1	51	2.6
1975-76	28	109-232	.470	---	---	61-94	.649	202	7.2	279	10.0
1976-77	37	199-369	.539	---	---	90-122	.738	257	6.9	488	13.2
1977-78	33	223-424	.526	---	---	117-168	.696	276	8.4	563	17.1
Totals	118	551-1,075	.513	---	---	279-399	.699	777	6.6	1,381	11.7

Career High: 35, vs. North Texas (12/17/77)

22. HAKEEM OLAJUWON • 1,332 Pts.

#34 • Center • 7-0 • 250 • Three Letters • Lagos, Nigeria • 1981-84

Year	G	FG-A	Pct.	3P-A	Pct.	FT-A	Pct.	Reb.	Avg.	Pts.	Avg.
1981-82	29	91-150	.607	---	---	58-103	.563	179	6.2	240	8.3
1982-83	34	192-314	.611	---	---	88-148	.595	388	11.4	472	13.9
1983-84	37	249-369	.675	---	---	122-232	.526	500	13.5	620	16.8
Totals	100	532-833	.639	---	---	268-483	.555	1,067	10.7	1,332	13.3

Career High: 35, vs. UC Santa Barbara (12/28/83)

23. LARRY MICHEAUX • 1,324 Pts.

#40 • Center • 6-9 • 220 • Four Letters • Houston, Texas • 1979-83

Year	G	FG-A	Pct.	3P-A	Pct.	FT-A	Pct.	Reb.	Avg.	Pts.	Avg.
1979-80	27	61-117	.521	---	---	29-58	.500	115	4.3	153	5.7
1980-81	29	123-205	.600	---	---	48-88	.545	191	6.6	294	10.1
1981-82	33	177-293	.604	---	---	55-95	.579	249	7.5	409	12.4
1982-83	34	193-328	.588	---	---	82-146	.562	232	6.8	468	13.8
Totals	123	554-943	.587	---	---	214-387	.553	787	6.4	1,324	10.8

Career High: 30, vs. Villanova (3/27/83)

24. TIM MOORE • 1,298 Pts.

#3 • Forward • 6-8 • 215 • Three Letters • Houston, Texas • 1993-96

Year	G	FG-A	Pct.	3P-A	Pct.	FT-A	Pct.	Reb.	Avg.	Pts.	Avg.
1993-94	21	134-275	.487	0-3	.000	104-140	.743	179	8.5	372	17.7
1994-95	28	206-402	.512	10-35	.286	140-204	.686	296	10.6	562	20.1
1995-96	21	138-256	.539	6-15	.400	82-115	.713	228	10.9	364	17.3
Totals	70	478-933	.512	16-53	.302	326-459	.710	703	10.0	1,298	18.5

Career High: 33, vs. TCU (1/14/95); vs. James Madison (11/25/94); vs. Baylor (1/22/94)

25. LANNY SMITH • 1,250 Pts.

#23 • Guard • 6-3 • 194 • Four Letters • Missouri City, Texas • 2003-08

Year	G	FG-A	Pct.	3P-A	Pct.	FT-A	Pct.	Reb.	Avg.	Pts.	Avg.
2003-04	27	75-206	.364	30-92	.326	46-75	.613	57	2.1	226	8.4
2004-05	32	153-390	.392	80-199	.402	83-118	.703	76	2.4	469	14.7
2005-06	30	116-304	.382	58-164	.354	74-114	.649	79	2.6	364	12.1
2006-07	4	12-34	.353	2-13	.154	5-7	.714	9	2.3	31	7.8
2007-08	29	41-134	.306	13-62	.210	65-78	.833	44	1.5	160	5.5
Totals	122	397-1,072	.370	183-530	.345	273-392	.696	265	2.2	1,250	10.2

Career High: 31, vs. Southern Miss (2/3/04)



1,000-POINT CLUB

26. CECIL ROSE • 1,244 Pts.

#00 • Guard • 6-5 • 190 • Four Letters • Nassau, Bahamas • 1974-78

Table with 12 columns: Year, G, FG-A, Pct., 3P-A, Pct., FT-A, Pct., Reb., Avg., Pts., Avg. Rows include 1974-75, 1975-76, 1976-77, 1977-78, and Totals.

Career High: 30, vs. North Texas (12/17/77)

27. JOE HAMOOD • 1,237 Pts.

#22 • Guard • 5-11 • 195 • Three Letters • Dearborn, Mich. • 1963-66

Table with 12 columns: Year, G, FG-A, Pct., 3P-A, Pct., FT-A, Pct., Reb., Avg., Pts., Avg. Rows include 1963-64, 1964-65, 1965-66, and Totals.

Career High: 33, vs. Miami (Fla.) (2/17/66)

28. FABIAN WHITE Jr. • 1,234 Pts.

#35 • Forward • 6-8 • 230 • Five Letters • Atascocita, Texas • 2017-22

Table with 12 columns: Year, G, FG-A, Pct., 3P-A, Pct., FT-A, Pct., Reb., Avg., Pts., Avg. Rows include 2017-18, 2018-19, 2019-20, 2020-21, 2021-22, and Totals.

Career High: 28, vs. Cincinnati (3/1/22)

29. OLLIE TAYLOR • 1,231 Pts.

#22 • Forward • 6-2 • 205 • Two Letters • Bronx, N.Y. • 1968-70

Table with 12 columns: Year, G, FG-A, Pct., 3P-A, Pct., FT-A, Pct., Reb., Avg., Pts., Avg. Rows include 1968-69, 1969-70, and Totals.

Career High: 41, vs. South Alabama (2/28/70)

30. TED LUCKENBILL • 1,195 Pts.

#34 • Forward/Center • 6-6 • 200 • Three Letters • Elkhart, Ind. • 1958-61

Table with 12 columns: Year, G, FG-A, Pct., 3P-A, Pct., FT-A, Pct., Reb., Avg., Pts., Avg. Rows include 1958-59, 1959-60, 1960-61, and Totals.

Career High: 35, vs. Sam Houston State (2/4/60)

31. DON BOLDEBUCK • 1,162 Pts.

#58 • Center • 7-0 • 210 • Two Letters • Lincoln, Neb. • 1954-56

Table with 12 columns: Year, G, FG-A, Pct., 3P-A, Pct., FT-A, Pct., Reb., Avg., Pts., Avg. Rows include 1954-55, 1955-56, and Totals.

Career High: 50, vs. Sam Houston State (2/7/55)

32. DONNIE SCHVERAK • 1,139 Pts.

Forward • 6-4 • 205 • Four Letters • Houston, Texas • 1960-64

Table with 12 columns: Year, G, FG-A, Pct., 3P-A, Pct., FT-A, Pct., Reb., Avg., Pts., Avg. Rows include 1960-61, 1961-62, 1962-63, 1963-64, and Totals.

Career High: 28, vs. Loyola (La.) (1/12/63)

33. GALEN ROBINSON • 1,135 Pts.

#13 • 6-8 • 265 • Four Letters • Houston, Texas • 1994-98

Table with 12 columns: Year, G, FG-A, Pct., 3P-A, Pct., FT-A, Pct., Reb., Avg., Pts., Avg. Rows include 1994-95, 1995-96, 1996-97, 1997-98, and Totals.

Career High: 32, vs. Texas (12/27/97)

34. DON CHANEY • 1,133 Pts.

#24 • Guard • 6-5 • 210 • Three Letters • Baton Rouge, La. • 1965-68

Table with 12 columns: Year, G, FG-A, Pct., 3P-A, Pct., FT-A, Pct., Reb., Avg., Pts., Avg. Rows include 1965-66, 1966-67, 1967-68, and Totals.

Career High: 24, vs. St. Mary's (Texas) (2/15/67); vs. Idaho State (12/15/66)

35. GEORGE WILLIAMS • 1,132 Pts.

#42 • Forward • 6-8 • 215 • Three Letters • Missouri City, Texas • 1999-02

Table with 12 columns: Years, G, FG-A, Pct., 3P-A, Pct., FT-A, Pct., Reb., Avg., Pts., Avg. Rows include 1999-00, 2000-01, 2001-02, and Totals.

Career High: 27, vs. SMU (11/27/99)

36. KENNY YOUNGER • 1,131 Pts.

#50 • Forward • 6-9 • 215 • Three Letters • Minot, N.D. • 1997-00

Table with 12 columns: Year, G, FG-A, Pct., 3P-A, Pct., FT-A, Pct., Reb., Avg., Pts., Avg. Rows include 1997-98, 1998-99, 1999-00, and Totals.

Career High: 37, vs. Sacramento State (12/21/99)

37. GEE GERVIN • 1,114 Pts.

#13 • Forward • 6-2 • 165 • Two Letters • San Antonio, Texas • 1998-00

Table with 12 columns: Year, G, FG-A, Pct., 3P-A, Pct., FT-A, Pct., Reb., Avg., Pts., Avg. Rows include 1998-99, 1999-00, and Totals.

Career High: 32, vs. UAB (1/9/99)

RECORDS



1,000-POINT CLUB

38. GEORGE WALKER • 1,107 Pts.

#34 • Guard/Forward • 6-5 • 200 • Four Letters • Arcola, Texas • 1975-79

Year	G	FG-A	Pct.	3P-A	Pct.	FT-A	Pct.	Reb.	Avg.	Pts.	Avg.
1975-76	28	72-134	.537	---	---	40-64	.625	136	4.9	184	6.6
1976-77	37	73-122	.598	---	---	75-103	.728	142	3.8	221	6.0
1977-78	33	96-169	.568	---	---	60-77	.779	126	3.8	252	7.6
1978-79	31	181-307	.590	---	---	88-114	.772	287	9.3	450	14.5
Totals	129	422-732	.577	---	---	263-358	.735	691	5.4	1,107	8.6

Career High: 22, at TCU (1/30/79); vs. Louisiana (12/16/78)

39. STEVE NEWSOME • 1,088 PTS.

#52 • Forward • 6-8 • 230 • Three Letters • Columbia, Miss. • 1970-73

Year	G	FG-A	Pct.	3P-A	Pct.	FT-A	Pct.	Reb.	Avg.	Pts.	Avg.
1970-71	29	130-278	.468	---	---	50-88	.568	250	8.6	310	10.7
1971-72	27	142-302	.470	---	---	74-112	.661	282	10.4	358	13.3
1972-73	27	181-332	.545	---	---	58-79	.734	223	8.3	420	15.6
Totals	83	453-912	.497	---	---	182-279	.652	755	9.1	1,088	13.1

Career High: 29, vs. Notre Dame (3/20/71)

40. DERRICK DANIELS • 1,087 Pts.

#10 • Guard • 6-3 • 200 • Four Letters • Fort Worth, Texas • 1988-92

Year	G	FG-A	Pct.	3P-A	Pct.	FT-A	Pct.	Reb.	Avg.	Pts.	Avg.
1988-89	31	54-145	.372	21-66	.318	53-91	.582	74	2.4	182	5.9
1989-90	33	105-239	.439	45-108	.417	59-85	.694	83	2.5	314	9.5
1990-91	29	108-269	.401	54-173	.312	42-65	.646	87	3.0	312	10.8
1991-92	31	82-217	.378	48-128	.375	67-91	.736	48	1.5	279	9.0
Totals	124	349-870	.401	168-439	.383	221-332	.666	292	2.4	1,087	8.8

Career High: 33, vs. Rice (1/9/91)

41. COREY DAVIS Jr. • 1,086 Pts.

#5 • Guard • 6-1 • 190 • Two Letters • Lafayette, La. • 2017-19

Year	G	FG-A	Pct.	3P-A	Pct.	FT-A	Pct.	Reb.	Avg.	Pts.	Avg.
2017-18	35	148-334	.443	103-240	.429	59-73	.808	107	3.1	458	13.1
2018-19	37	202-481	.420	111-296	.375	113-130	.869	123	3.3	628	17.0
Totals	72	350-815	.429	214-536	.399	172-203	.847	230	3.2	1,086	15.1

Career High: 31, at Cincinnati (3/10/19)

42. JHERROD STIGGERS • 1,077 Pts.

#21 • Guard • 6-4 • 215 • Three Letters • Terrell, Texas • 2012-15

Year	G	FG-A	Pct.	3P-A	Pct.	FT-A	Pct.	Reb.	Avg.	Pts.	Avg.
2012-13	33	89-227	.392	67-177	.379	23-34	.676	90	2.7	268	8.1
2013-14	33	123-317	.388	80-222	.360	44-64	.688	85	2.5	370	11.2
2014-15	31	139-384	.362	96-280	.343	65-85	.765	113	3.6	439	14.2
Totals	97	351-928	.378	243-679	.358	132-183	.721	287	3.0	1,077	11.1

Career High: 33, vs Houston Baptist (12/16/14)

43. LYLE HARGER • 1,073 Pts.

#42 • Center • 6-7 • 220 • Three Letters • Lubbock, Texas • 1960-63

Year	G	FG-A	Pct.	3P-A	Pct.	FT-A	Pct.	Reb.	Avg.	Pts.	Avg.
1960-61	23	38-83	.458	---	---	17-43	.395	121	5.3	93	4.0
1961-62	27	145-258	.562	---	---	139-196	.709	286	10.6	429	15.9
1962-63	26	193-294	.656	---	---	165-221	.747	359	13.8	551	21.5
Totals	76	376-635	.592	---	---	321-460	.698	766	10.1	1,073	14.1

Career High: 50, vs. Trinity (2/16/63)

44. RICHARD HOLLIS • 1,057 Pts.

#00 • Forward/Guard • 6-5 • 203 • Two Letters • Portland, Ore. • 1987-89

Year	G	FG-A	Pct.	3P-A	Pct.	FT-A	Pct.	Reb.	Avg.	Pts.	Avg.
1987-88	31	187-465	.402	73-185	.395	79-115	.687	195	6.3	526	17.0
1988-89	31	200-438	.457	46-137	.336	85-108	.787	260	8.4	531	17.1
Totals	62	387-903	.419	119-322	.370	164-223	.735	455	7.3	1,057	17.0

Career High: 37, vs. Drexel (12/20/87)

45. BYRON SMITH • 1,051 Pts.

#24 • Guard • 6-3 • 195 • Two Letters • Bossier City, La. • 1989-91

Year	G	FG-A	Pct.	3P-A	Pct.	FT-A	Pct.	Reb.	Avg.	Pts.	Avg.
1989-90	33	205-436	.470	72-158	.456	55-77	.714	98	3.0	537	16.3
1990-91	29	182-414	.440	65-166	.392	85-106	.802	73	2.5	514	17.7
Totals	62	387-850	.455	137-324	.423	140-183	.765	171	2.8	1,051	17.0

Career High: 31, vs. Texas (1/17/91)

46. DAVID MARRS • 1,050 Pts.

#50 • Forward • 6-8 • 220 • Four Letters • Houston, Texas • 1972-76

Year	G	FG-A	Pct.	3P-A	Pct.	FT-A	Pct.	Reb.	Avg.	Pts.	Avg.
1972-73	22	25-63	.397	---	---	1-6	.167	54	2.5	51	2.3
1973-74	26	105-192	.547	---	---	31-36	.861	175	6.7	241	9.3
1974-75	26	110-202	.545	---	---	28-37	.757	183	7.0	248	9.5
1975-76	28	228-388	.588	---	---	54-81	.667	287	10.3	510	18.2
Totals	102	468-845	.554	---	---	114-160	.713	699	6.9	1,050	10.3

Career High: 34, vs. Texas A&M (1/20/76)

47. DAMON JONES • 1,041 Pts.

#25 • Guard • 6-3 • 190 • Three Letters • Galveston, Texas • 1994-97

Year	G	FG-A	Pct.	3P-A	Pct.	FT-A	Pct.	Reb.	Avg.	Pts.	Avg.
1994-95	27	91-262	.347	55-168	.327	40-64	.625	92	3.4	277	10.3
1995-96	27	115-266	.432	57-167	.341	34-51	.667	111	4.1	321	11.9
1996-97	27	159-341	.466	70-186	.376	55-78	.705	120	4.4	443	16.4
Totals	81	365-869	.420	182-521	.349	129-193	.668	323	4.0	1,041	12.8

Career High: 35, vs. Tulsa (12/4/96)

48. LLOYD HENDRIX • 1,026 Pts.

#30 • Forward • Four Letters • Honey Island, Texas • 1947-51

Year	G	FG-A	Pct.	3P-A	Pct.	FT-A	Pct.	Reb.	Avg.	Pts.	Avg.
1947-48	16	28-122	.230	---	---	14-28	.500	---	---	70	4.4
1948-49	22	99-353	.280	---	---	66-107	.617	---	---	264	12.0
1949-50	23	123-331	.372	---	---	71-114	.623	---	---	317	13.8
1950-51	28	140-333	.420	---	---	95-150	.633	---	---	375	13.3
Totals	89	390-1,139	.342	---	---	246-399	.617	---	---	1,026	11.5

Career High: 24, vs. Wichita State (12/30/49)

49. KEN SPAIN • 1,020 Pts.

#14 • Center • 6-9 • 230 • Three Letters • Houston, Texas • 1966-69

Year	G	FG-A	Pct.	3P-A	Pct.	FT-A	Pct.	Reb.	Avg.	Pts.	Avg.
1966-67	31	69-135	.511	---	---	28-49	.571	137	4.4	166	5.4
1967-68	33	191-406	.471	---	---	92-157	.586	422	12.8	469	14.2
1968-69	26	157-342	.459	---	---	71-144	.493	300	11.5	385	14.8
Totals	90	417-883	.472	---	---	191-350	.546	859	9.5	1,020	11.3

Career High: 33, vs. San Francisco (12/28/68)

50. DAMYEAN DOTSON • 1,001 Pts.

#21 • Guard • 6-5 • 210 • Two Letters • Houston, Texas • 2015-17

Year	G	FG-A	Pct.	3P-A	Pct.	FT-A	Pct.	Reb.	Avg.	Pts.	Avg.
2015-16	32	164-324	.506	62-169	.367	55-66	.833	217	6.8	445	13.9
2016-17	32	202-430	.470	108-244	.443	44-53	.830	222	6.9	556	17.4
Totals	64	366-754	.485	170-413	.412	99-119	.832	439	6.9	1,001	15.6

Career High: 32, at Tulane (2/8/17)



30-POINT CLUB

50-POINT CLUB Career Leaders

Rk.	G	Player	Years
1.	4	Elvin Hayes	1965-68
2.	1	Robert McKiver	2006-08
		Lyle Harger	1960-63
		Don Boldebuck	1954-56

40-POINT CLUB Career Leaders

Rk.	G	Player	Years
1.	18	Elvin Hayes	1965-68
2.	5	Otis Birdsong	1975-77
3.	2	Robert McKiver	2006-08
		Dwight Davis	1971-72
		Lyle Harger	1962-63
6.	1	Greg Anderson	1986-87
		Theodis Lee	1968-69
		Andre Owens	2003-04
		Ollie Taylor	1969-70
		Kenneth Williams	1978-79
		Rob Williams	1980-81

1. ELVIN HAYES (52) 1965-66 (11)

55	Southwestern	2/12/66
40	Centenary	2/7/66
35	Texas A&M	1/28/66
33	at TCU	12/18/65
33	Providence	12/20/65
33	TCU	1/27/66
33	Tulsa	2/5/66
31	LSU	12/15/65
31	Miami (Fla.)	2/17/66
31	vs. Pacific	3/12/66
30	Trinity	1/8/66

1966-67 (13)

43	Centenary	12/14/66
42	at UNLV	1/31/67
42	Hardin Simmons	2/9/67
41	Loyola (La.)	2/28/67
38	at Creighton	2/13/67
38	at Miami (Fla.)	2/18/67
32	New Mexico	12/1/66
31	Louisiana	12/8/66
31	San Francisco	12/17/66
31	vs. SMU	3/19/67
30	at Notre Dame	2/11/67
30	St. Mary's (Texas)	2/15/67
30	vs. New Mexico State	3/11/67

1967-68 (28)

62	Valparaiso	2/24/68
51	Virginia Tech	3/2/68
50	at Centenary	2/10/68
49	vs. Loyola (Ill.)	3/9/68
48	Fairfield	1/29/68
45	Montana State	12/14/67
45	vs. Marquette	12/29/67
44	UT Arlington	2/22/68
43	Air Force	2/17/68
40	George Washington	12/13/67
40	Centenary	1/6/68
40	at Hardin-Simmons	2/26/68

39	UCLA	1/20/68
39	vs. Marshall	2/1/68
39	at West Texas A&M	3/4/68
39	vs. TCU	3/16/68
38	North Dakota State	12/7/67
38	Lamar	1/27/67
35	Sacramento State	12/2/67
35	Minnesota	12/18/67
35	vs. Louisville	3/15/68
34	BYU	12/16/67
34	Miami (Fla.)	2/15/68
34	vs. Ohio State	3/23/68
33	Abilene Christian	12/4/67
33	at UNLV	12/23/67
31	Michigan	1/2/68
31	West Texas A&M	1/13/68

2. OTIS BIRDSONG (36)

1974-75 (5)

37	Texas Lutheran	2/5/75
35	Mercer	1/18/75
31	at Biscayne	2/10/75
30	Dayton	1/6/75
30	Rice	1/11/75

1975-76 (10)

42	at Rice	2/7/76
35	Houston Baptist	2/3/76
34	at Texas	2/14/76
33	SMU	2/24/76
33	vs. Texas Tech	3/4/76
32	at SMU	1/26/76
32	TCU	2/10/76
32	at Texas Tech	2/26/76
32	at Baylor	2/28/76
30	Baylor	1/24/76

1976-77 (21)

43	Texas	1/18/77
43	Texas A&M	2/19/77
42	at UCLA	1/2/77
41	TCU	2/12/77
39	at Lamar	12/1/76
38	vs. Texas Tech	3/4/77
38	vs. St. Bonaventure	3/20/77
36	at San Francisco	12/6/76
36	TCU	2/26/77
35	vs. San Francisco	12/30/76
35	at Texas	2/15/77
34	Texas Lutheran	11/28/76
34	at Hawai'i	12/29/76
34	SMU	2/10/77
33	Trinity	12/11/76
31	at SMU	1/29/77
31	Texas Tech	2/1/77
30	at Texas Tech	1/27/77
30	vs. Texas A&M	3/3/77
30	Indiana State	3/9/77
30	vs. Illinois State	3/14/77

3. ROBERT MCKIVER (13)

52	Southern Miss	2/27/08
41	at UAB	2/20/08
37	vs. Charleston	11/18/07
36	UCF	1/24/07
35	Arkansas-Pine Bluff	12/29/07
33	Valparaiso	3/24/08
33	Tulsa	2/6/08
33	Prairie View A&M	11/29/06
33	at Rhode Island	11/13/06
32	Middle Tennessee	12/1/07
32	at Memphis	2/25/07
31	at UCF	2/2/08
30	at Tulsa	3/26/08

t4. AUBREY COLEMAN (12)

38	at Tulane	3/6/10
38	at Marshall	2/18/09
37	Marshall	1/30/10
35	at Memphis	1/31/09
34	Memphis	2/24/10
33	TCU	12/23/09
33	Nicholls	11/17/09
32	at Memphis	1/23/10
32	at Nevada	11/21/09
30	at SMU	2/27/10
30	UCF	1/20/10
30	at UCF	2/4/09

t4. ROB WILLIAMS (12)

40	at Texas	1/10/81
37	vs. Texas	3/7/81
36	Baylor	1/30/82
34	Rice	2/25/80
33	Texas A&M	1/28/81
33	Nevada	12/23/80
33	Army	12/19/80
32	Texas	2/7/81
31	Pepperdine	12/16/80
31	Texas Wesleyan	12/9/80
30	Texas Tech	1/6/81
30	at Rice	2/23/82

t6. DON BOLDEBUCK (9)

50	at Sam Houston	2/17/55
38	Sam Houston	12/6/54
38	Detroit	12/16/55
32	at Texas	12/11/54
32	at Detroit	12/17/54
32	Trinity	1/28/56
31	Wichita State	1/2/56
31	at Wichita State	2/25/56
30	at Sam Houston State	1/30/56

30-POINT CLUB Single-Season Leaders

Rk.	G	Player	Season
1.	28	Elvin Hayes	1967-68
2.	21	Otis Birdsong	1976-77
3.	13	Elvin Hayes	1966-67
4.	11	Elvin Hayes	1965-66
5.	10	Otis Birdsong	1975-76
6.	9	Aubrey Coleman	2009-10
		Robert McKiver	2007-08
		Rob Williams	1980-81
8.	6	Rob Gray	2017-18
9.	5	Otis Birdsong	1974-75
		Ollie Taylor	1969-70
		Don Boldebuck	1955-56

t6. ROB GRAY (9)

39	vs. San Diego State	3/15/18
37	vs. Drexel	11/17/17
34	Tulsa	1/11/18
33	vs. Wichita State	3/10/18
31	at East Carolina	1/30/16
31	LSU	12/13/15
30	UConn	3/4/18
30	at Memphis	2/22/18
30	Rhode Island	12/10/16

8. OLLIE TAYLOR (8)

41	South Alabama	2/28/70
35	UNLV	2/6/69
35	at Montana State	1/30/70
34	vs. UC Santa Barbara	12/30/69
32	at Hawai'i	1/3/70
32	at Centenary	2/21/70
31	vs. Western Kentucky	12/31/68
30	UT Arlington	2/8/69

9. LOUIS DUNBAR (8)

36	Texas A&M	1/6/73
32	vs. Indiana	12/28/72
32	at Centenary	3/2/73
32	Houston Baptist	2/21/74
31	Baylor	1/10/74
31	at Bowling Green	3/1/75
30	Wabash College	12/6/73

10. TIM MOORE (6)

33	at Baylor	1/22/94
33	James Madison	11/25/94
33	at TCU	1/14/95
32	at UTSA	2/2/94
31	Lamar	3/1/94
31	McNeese	12/21/94

t11. DWIGHT DAVIS (5)

42	Arizona State	12/11/71
40	at Jacksonville	2/28/72
32	at UT Arlington	2/26/70
31	at West Texas A&M	3/2/70
30	vs. New Mexico State	3/13/71

RECORDS



30-POINT CLUB

t11. GARY PHILLIPS (5)

38	at Miami (Fla.)	1/23/60
35	vs. Pacific	1/31/61
33	vs. West Texas A&M	12/2/59
31	at Drake	2/2/59
30	at Bradley	2/16/61

t13. GREG ANDERSON (4)

41	at Arizona State	12/6/86
36	vs. Mississippi Valley State	12/5/86
36	BYU-Hawai'i	12/18/85
35	New Orleans	12/13/86

t13. LYLE HARGER (4)

50	Trinity	2/16/63
40	LSU	12/22/62
38	Texas Wesleyan	2/13/63
30	Lamar	1/15/62

t13. GUY V. LEWIS (4)

38	Texas State	2/15/47
34	vs. Texas State	2/2/46
33	Stephen F. Austin	2/23/46
30	vs. High Point	3/11/46

t13. TED LUCKENBILL (4)

35	Sam Houston	2/4/60
32	at North Texas	2/15/60
32	North Texas	2/9/61
30	at Cincinnati	1/5/61

t17. DAMYEAN DOTSON (3)

32	at Tulane	2/8/17
31	at Memphis	2/26/17
31	UCF	2/1/17

t17. GEE GERVIN (3)

32	at UAB	1/9/99
30	UAB	2/4/99
30	at Cincinnati	12/22/98

t17. ANTHONY GOLDWIRE (3)

35	vs. Purdue	12/10/93
32	TCU	1/12/94
31	at Texas A&M	2/16/94

t17. SAM MACK (3)

32	North Carolina	11/27/91
31	at North Texas	11/30/91
30	at Texas Tech	2/25/92

t17. CRAIG UPCHURCH (3)

34	at Texas A&M	1/25/89
33	Texas	1/14/89
30	Rice	1/4/89

t17. KENNETH WILLIAMS (3)

41	SMU	1/22/79
38	at SMU	2/12/79
33	at Baylor	1/16/79

t23. QUENTIN GRIMES (2)

33	WKU	2/25/21
32	at Rice	11/19/19

t23. JOE HAMOOD (2)

33	Miami (Fla.)	2/17/66
32	Baylor	1/28/65

t23. OLIVER LAFAYETTE (2)

32	at LSU	11/29/05
30	at Southern Miss	2/19/07

t23. KELVIN LEWIS (2)

35	at Arizona	1/24/09
30	at Southern Miss	1/17/09

t23. HAKEEM OLAJUWON (2)

35	at UC Santa Barbara	12/21/83
30	vs. Utah	12/17/82

t23. ANDRE OWENS (2)

41	at Texas A&M	12/27/03
33	at Wichita State	3/16/05

t23. GALEN ROBINSON (2)

32	at Texas	12/27/97
31	Houston Baptist	11/27/96

t23. MARCUS SASSER (2)

31	South Florida	1/11/23
30	vs. East Carolina	3/10/23

t23. GARY SHIVERS (2)

32	at Detroit	12/16/52
32	Wichita State	2/22/54

t23. DOMINIC SMITH (2)

38	Southern Miss	1/23/02
30	Tulane	2/19/02

t23. LANNY SMITH (2)

31	Southern Miss	2/3/04
30	New Orleans	12/16/04

t23. POO WELCH (2)

38	vs. Notre Dame	3/20/71
31	Miami (Fla.)	2/14/70

t23. CAMERON TYSON (2)

32	Our Lady of the Lake	2/6/21
31	at Tulane	1/28/21

t36. WAYNE BALLARD (1)

31	vs. Trinity	2/9/65
----	-------------	--------

t36. MELVIN BELL (1)

30	New Mexico	12/1/66
----	------------	---------

t36. JOSH CARLTON (1)

30	at South Florida	1/5/22
----	------------------	--------

t36. DERRICK DANIELS (1)

33	Rice	1/9/91
----	------	--------

t36. COREY DAVIS Jr. (1)

31	at Cincinnati	3/10/19
----	---------------	---------

t36. DAN DOTSON (1)

35	Bradley	2/25/57
----	---------	---------

t36. CLYDE DREXLER (1)

30	Biscayne	12/6/81
----	----------	---------

t36. KIRK FORD (1)

31	at Colorado	12/9/95
----	-------------	---------

t36. ALVIN FRANKLIN (1)

31	at Texas A&M	1/27/85
----	--------------	---------

t36. JEFF HICKMAN (1)

31	at Hawai'i	1/3/70
----	------------	--------

t36. RICHARD HOLLIS (1)

37	vs. Drexel	12/20/87
----	------------	----------

t36. DAMON JONES (1)

35	Tulsa	12/4/96
----	-------	---------

t36. DWIGHT JONES (1)

32	vs. SMU	12/29/72
----	---------	----------

t36. DANRAD KNOWLES (1)

31	Tulane	1/7/15
----	--------	--------

t36. THEODIS LEE (1)

40	UNLV	2/6/69
----	------	--------

t36. DAVID MARRS (1)

34	at Texas A&M	1/20/76
----	--------------	---------

t36. LARRY MICHEAUX (1)

30	vs. Villanova	3/27/83
----	---------------	---------

t36. DEVONTA POLLARD (1)

34	Memphis	2/10/16
----	---------	---------

t36. CECIL ROSE (1)

30	North Texas	12/17/77
----	-------------	----------

t36. BYRON SMITH (1)

31	at Texas	1/17/91
----	----------	---------

t36. KEN SPAIN (1)

33	San Francisco	12/28/68
----	---------------	----------

t36. JHERROD STIGGERS (1)

33	Houston Baptist	12/16/14
----	-----------------	----------

t36. ALVARO TEHERAN (1)

32	vs. Iowa State	11/30/90
----	----------------	----------

t36. TaSHAWN THOMAS (1)

31	at Tulsa	2/16/13
----	----------	---------

t36. CHARLES THOMPSON (1)

35	North Texas	12/17/77
----	-------------	----------

t36. JOSEPH YOUNG (1)

32	at Tulane	3/9/13
----	-----------	--------

t36. MICHAEL YOUNG (1)

30	Texas A&M	2/2/84
----	-----------	--------

t36. KENNY YOUNGER (1)

37	Sacramento State	12/21/99
----	------------------	----------



20-REBOUND CLUB

30-REBOUND CLUB

Career Leaders

Rk.	G	Player	Years
1.	2	Elvin Hayes	1965-68

25-REBOUND CLUB

Career Leaders

Rk.	G	Player	Years
1.	9	Elvin Hayes	1965-68
2.	5	Don Boldebeck	1954-56
3.	1	Lyle Harger	1960-63

20-REBOUND CLUB

Single-Season Leaders

Rk.	G	Player	Season
1.	13	Elvin Hayes	1967-68
2.	10	Don Boldebeck	1954-55
3.	7	Elvin Hayes	1965-66
t4.	5	Elvin Hayes	1966-67
		Don Boldebeck	1955-56
6.	4	Hakeem Olajuwon	1983-84
t7.	3	Dwight Jones	1972-73
		Dwight Jones	1971-72
t9.	2	Greg Anderson	1985-86
		Hakeem Olajuwon	1982-83
		Dwight Davis	1969-70
		Lyle Harger	1962-63
		Gary Shivers	1953-54

1. ELVIN HAYES (25)

37	at Centenary	2/10/68
30	Southwestern	2/12/66
28	Centenary	2/7/66
27	TCU	1/27/66
27	Valparaiso	2/24/68
27	Virginia Tech	3/2/68
27	vs. Loyola (Ill.)	3/9/68
25	Fairfield	1/29/68
25	TCU	3/16/68
24	St. Mary's (Texas)	2/15/67
24	vs. UCLA	3/24/67
24	Miami (Fla.)	2/15/68
24	vs. Louisville	3/15/68
23	at BYU	12/4/65
23	Montana State	12/14/67
22	Texas A&M	1/28/66
22	Hardin-Simmons	2/9/67
21	Trinity	1/8/66
21	Lamar	2/2/66
21	San Francisco	12/17/66
21	vs. Kent State	12/28/66
21	Abilene Christian	12/4/67
21	UT Arlington	2/22/68
21	at West Texas A&M	3/4/68
20	vs. Marquette	12/29/67

2. DON BOLDEBUCK (16)

27	Missouri	12/23/54
27	Trinity	1/28/56
26	at Texas A&M	12/2/54
25	at Sam Houston State	2/17/55
25	vs. Wichita State	1/2/56
24	at Oklahoma City	12/20/54
24	at Sam Houston State	1/30/56
23	Texas	1/29/55
23	at Tulsa	1/12/56
23	Bradley	2/20/56
22	Bradley	2/5/55
21	at Tulsa	2/21/55
20	vs. Oklahoma State	12/22/54
20	Oklahoma City	1/12/55
20	Saint Louis	2/28/55
20	Saint Louis	1/7/56

t3. DWIGHT JONES (6)

23	Loyola (La.)	2/14/72
23	West Texas A&M	1/5/73
22	Southern Miss	11/27/72
21	Arizona State	12/11/71
20	Southern Miss	1/27/72
20	Centenary	2/1/73

t3. HAKEEM OLAJUWON (6)

25	at Texas Tech	1/12/84
23	Rice	1/20/84
22	vs. Louisville	4/2/83
22	SMU	1/8/83
21	at Texas A&M	1/14/84
21	TCU	1/7/84

t5. GREG ANDERSON (3)

24	Rice	2/7/87
20	BYU-Hawai'i	12/18/85
20	Texas Wesleyan	11/29/85

t5. LYLE HARGER (3)

29	Texas Wesleyan	2/13/63
24	TCU	1/29/63
21	Trinity	2/16/63

t7. DWIGHT DAVIS (2)

21	at UT Arlington	2/26/70
20	South Alabama	2/28/70

t7. DARRELL MICKENS (2)

21	at Texas	1/30/90
20	Centenary	12/17/90

t7. GARY SHIVERS (2)

21	Murray State	1/27/54
20	Saint Louis	2/1/54

t7. KEN SPAIN (2)

23	Sacramento State	12/2/67
20	Texas A&M	1/28/69

t11. SIDNEY EDWARDS (1)

20	Rice	3/7/74
----	------	--------

t11. LOUIS TRUSCOTT (1)

21	at TCU	2/1/03
20	Tulane	2/19/02

t11. TIM MOORE (1)

20	Texas Lutheran	1/2/96
----	----------------	--------

t11. STEVE NEWSOME (1)

20	Oregon	12/12/70
----	--------	----------

t11. J'WAN ROBERTS (1)

20	vs. Memphis	3/12/23
----	-------------	---------

t11. MAURICE PRESLEY (1)

23	Rice	3/7/74
----	------	--------

DOUBLE-DOUBLES
DOUBLE DUTY

Rob Gray (2017-18), **Hakeem Olajuwon** (1982-83), **Cecil Rose** (1977-78), **Louis Dunbar** (1974-75) and **Maurice Presley** (1973-74) are the only players to record two different kinds of double-doubles in a single season.

Gray, Rose, Dunbar and Presley enjoyed double-doubles with points-rebounds AND points-assists during their respective seasons.

Olajuwon is the only player in school history to record double-doubles with points-rebounds and points-blocks.

t11. OLLIE TAYLOR (1)

20	at Hawai'i	1/3/70
----	------------	--------

t11. TaSHAWN THOMAS (1)

20	Florida A&M	11/9/12
----	-------------	---------

TRIPLE DOUBLES

Date	Date	Opponent	Pts.	Rebs.	Blks	Stls	Asts	Min
DeJon Jarreau	March 12, 2021	vs. Tulane	15	10	2	0	10	33:55
Bo Outlaw	Feb. 17, 1993	Texas A&M	10	14	10	2	2	37
Hakeem Olajuwon (10)	March 11, 1984	vs. Arkansas	20	11	10	2	1	27
Hakeem Olajuwon (9)	March 10, 1984	vs. Rice	15	14	10	1	1	35
Hakeem Olajuwon (8)	Feb. 11, 1984	at Texas	15	11	11	2	3	30
Hakeem Olajuwon (7)	Jan. 14, 1984	at Texas A&M	27	21	10	5	1	39
Hakeem Olajuwon (6)	Jan. 12, 1984	at Texas Tech	18	25	10	3	4	37
Hakeem Olajuwon (5)	Dec. 25, 1983	vs. Louisville	19	13	10	0	0	30
Hakeem Olajuwon (4)	Dec. 3, 1983	Biscayne	10	18	16	1	1	33
Hakeem Olajuwon (3)	April 4, 1983	vs. NC State	20	18	11	0	1	38
Hakeem Olajuwon (2)	Feb. 15, 1983	Texas	17	13	10	2	1	25
Hakeem Olajuwon	Jan. 10, 1983	Louisiana	13	12	11	2	2	38
Clyde Drexler	Dec. 11, 1982	at Syracuse	28	13	0	11	6	40
Dwight Davis	Jan. 20, 1971	UNLV	26	14	10	0	0	36
George Reynolds	Jan. 29, 1968	Fairfield	13	10	---	---	10	30
Elvin Hayes (2)	Jan. 6, 1968	Centenary	40	18	13	---	1	38
Elvin Hayes	Dec. 29, 1967	vs. Marquette	45	20	18	---	0	40



OUTSTANDING PERFORMANCES

20 POINTS • 20 REBOUNDS

Pts.	Reb.	Player	Opponent	Date
21	21	Louis Truscott	at TCU	2/1/03
22	20	Tim Moore	Texas Lutheran	1/2/96
20	20	Darrell Mickens	Centenary	12/17/90
36	20	Greg Anderson (2)	BYU-Hawai'i	12/18/85
23	20	Greg Anderson	Texas Wesleyan	11/29/85
27	21	Hakeem Olajuwon (2)	at Texas A&M	1/14/84
21	22	Hakeem Olajuwon	vs. Louisville	4/2/83
23	23	Maurice Presley	Rice	3/7/74
24	23	Dwight Jones (2)	Loyola (La.)	2/14/72
24	23	Dwight Jones	Southern Miss	1/27/72
20	20	Dwight Davis (2)	South Alabama	2/28/70
32	21	Dwight Davis	at UT Arlington	2/26/70
32	20	Ollie Taylor	at Hawai'i	1/3/70
23	20	Ken Spain (2)	Texas A&M	1/28/69
39	25	Elvin Hayes (25)	vs. TCU	3/16/68
35	24	Elvin Hayes (24)	vs. Louisville	3/15/68
49	27	Elvin Hayes (23)	vs. Loyola (Ill.)	3/9/68
39	21	Elvin Hayes (22)	at West Texas State	3/4/68
51	27	Elvin Hayes (21)	Virginia Tech	3/2/68
62	27	Elvin Hayes (20)	Valparaiso	2/24/68
44	21	Elvin Hayes (19)	UT Arlington	2/22/68
34	24	Elvin Hayes (18)	Miami (Fla.)	2/15/68
50	37	Elvin Hayes (17)	at Centenary	2/10/68
48	25	Elvin Hayes (16)	Fairfield	1/29/68
45	20	Elvin Hayes (15)	vs. Marquette	12/29/67
45	23	Elvin Hayes (14)	Montana State	12/14/67
33	21	Elvin Hayes (13)	Abilene Christian	12/4/67
23	20	Ken Spain	Sacramento State	12/2/67
25	24	Elvin Hayes (12)	vs. UCLA	3/24/67
30	24	Elvin Hayes (11)	St. Mary's (Texas)	2/15/67
42	22	Elvin Hayes (10)	Hardin-Simmons	2/9/67
22	21	Elvin Hayes (9)	Kent State	12/28/66
31	21	Elvin Hayes (8)	San Francisco	12/17/66
55	30	Elvin Hayes (7)	Southwestern	2/12/66
35	22	Elvin Hayes (6)	Texas A&M	1/28/66
33	27	Elvin Hayes (5)	TCU	1/27/66
30	21	Elvin Hayes (4)	Trinity	1/8/66
40	28	Elvin Hayes (3)	Centenary	2/7/66
27	21	Elvin Hayes (2)	Lamar	2/2/66
24	23	Elvin Hayes	at BYU	12/4/65
50	21	Lyle Harger (3)	Trinity	2/16/63
38	29	Lyle Harger (2)	Texas Wesleyan	2/13/63
27	24	Lyle Harger	TCU	1/29/63
27	23	Don Boldebuck (14)	Bradley	2/20/56
30	24	Don Boldebuck (13)	at Sam Houston	1/30/56
32	27	Don Boldebuck (12)	Trinity	1/28/56
24	23	Don Boldebuck (11)	at Tulsa	1/12/56
28	20	Don Boldebuck (10)	Saint Louis	1/7/56
31	25	Don Boldebuck (9)	Wichita State	1/2/56
25	21	Don Boldebuck (8)	at Tulsa	2/21/55
50	25	Don Boldebuck (7)	at Sam Houston	2/17/55
26	22	Don Boldebuck (6)	Bradley	2/5/55
29	23	Don Boldebuck (5)	Texas	1/29/55
28	20	Don Boldebuck (4)	Oklahoma City	1/12/55
24	27	Don Boldebuck (3)	Missouri	12/23/54
28	24	Don Boldebuck (2)	at Oklahoma City	12/20/54
24	26	Don Boldebuck	at Texas A&M	12/2/54
23	20	Don Shivers	Saint Louis	2/1/54



ANNUAL LEADERS

SCORING

Table with columns: Year, Name, Pts, Avg. Lists top scorers from 1946 to 1974-75.

SWC scoring champion

Table with columns: Year, Name, Pts, Avg. Lists SWC scoring champions from 1975-76 to 1979-80.

SWC scoring champion

Table with columns: Year, Name, Pts, Avg. Lists SWC scoring champions from 1980-81 to 1982-83.

SWC scoring champion

Table with columns: Year, Name, Pts, Avg. Lists SWC scoring champions from 1983-84 to 1997-98.

C-USA scoring champion

Table with columns: Year, Name, Pts, Avg. Lists C-USA scoring champions from 1998-99 to 2003-04.

C-USA scoring champion

Table with columns: Year, Name, Pts, Avg. Lists C-USA scoring champions from 2004-05 to 2015-16.

The American scoring champion

Table with columns: Year, Name, Pts, Avg. Lists The American scoring champions from 2016-17 to 2022-23.

FIELD GOAL PERCENTAGE

Table with columns: Year, Player, FG-A, Pct. Lists field goal percentage leaders from 1946 to 1961-62.

National field goal percentage champion

Table with columns: Year, Player, FG-A, Pct. Lists national field goal percentage champions from 1962-63 to 1982-83.

National & SWC field goal percentage champion

Table with columns: Year, Player, FG-A, Pct. Lists national & SWC field goal percentage champions from 1983-84 to 2000-01.

C-USA field goal percentage champion

Table with columns: Year, Player, FG-A, Pct. Lists C-USA field goal percentage champions from 2001-02 to 2022-23.

3-POINT FIELD GOAL PCT.

Table with columns: Year, Player, 3FG-A, Pct. Lists 3-point field goal percentage leaders from 1986-87 to 1987-88.

Table with columns: Year, Name, Pts, Avg. Lists scoring leaders from 1988-89 to 1995-96.

C-USA 3-point field goal percentage champion

Table with columns: Year, Name, Pts, Avg. Lists C-USA 3-point field goal percentage champions from 1996-97 to 1997-98.

C-USA 3-point field goal percentage champion

Table with columns: Year, Name, Pts, Avg. Lists C-USA 3-point field goal percentage champions from 1998-99 to 2022-23.

FREE THROW PERCENTAGE

Table with columns: Year, Player, FT-A, Pct. Lists free throw percentage leaders from 1946-47 to 1995-96.

Table with columns: Year, Name, Pts, Avg. Lists scoring leaders from 1996-97 to 2009-10.

C-USA free throw percentage champion

Table with columns: Year, Name, Pts, Avg. Lists C-USA free throw percentage champions from 2010-11 to 2022-23.

REBOUNDING

Table with columns: Year, Player, Reb., Avg. Lists rebounding leaders from 1953-54 to 1976-77.

SWC rebounding champion

Table with columns: Year, Player, Reb., Avg. Lists SWC rebounding champions from 1977-78 to 1981-82.

SWC rebounding champion

Table with columns: Year, Player, Reb., Avg. Lists SWC rebounding champions from 1982-83 to 1984-85.

National & SWC rebounding champion

Table with columns: Year, Player, Reb., Avg. Lists national & SWC rebounding champions from 1985-86 to 1988-89.

SWC rebounding champion

Table with columns: Year, Player, Reb., Avg. Lists SWC rebounding champions from 1989-90 to 2001-02.

C-USA rebounding champion

Table with columns: Year, Player, Reb., Avg. Lists C-USA rebounding champions from 2002-03 to 2005-06.



ANNUAL LEADERS

2006-07	Jahmar Thorpe (Sr.)	200	6.1
2007-08	Dion Dowell (Sr.)	231	6.8
2008-09	Marcus Cousin (Sr.)	276	8.4
2009-10	Aubrey Coleman (Sr.)	259	7.4
2010-11	Maurice McNeil (Sr.)	221	7.6
2011-12	TaShawn Thomas (Fr.)	245	8.2
2012-13	TaShawn Thomas (So.)	322	9.8
2013-14	TaShawn Thomas (Jr.)	266	8.1
2014-15	LeRon Barnes (Jr.)	206	6.4
2015-16	Damyean Dotson (Jr.)	217	6.8
2016-17	Damyean Dotson (Sr.)	222	6.9
2017-18	Devin Davis (Sr.)	219	6.3
2018-19	Armoni Brooks (Jr.)	234	6.3
2019-20	Nate Hinton (So)	270	8.7
The American rebounding champion			
2020-21	Justin Gorham (Sr.)	266	8.6
2021-22	Josh Carlton (Sr.)	237	6.2
2022-23	J'Wan Roberts (Jr.)	285	7.7

ASSISTS

Year	Name	Asts.	Avg.
1962-63	Don Schverak (Sr.)	79	3.0
1963-64	Chet Oliver (Sr.)	90	3.5
1964-65	Joe Hamood (Sr.)	120	4.1
1965-66	Joe Hamood (Sr.)	190	6.6
1966-67	Gary Grider (Sr.)	158	5.1
1967-68	George Reynolds (Jr.)	157	5.6
1968-69	George Reynolds (Sr.)	117	4.5
1969-70	Poo Welch (Jr.)	180	6.0
1970-71	Poo Welch (Sr.)	134	4.6
1971-72	Steve Newsome (Jr.)	114	4.2
1972-73	Steve Newsome (Sr.)	121	4.5
1973-74	Donnell Hayes (Sr.)	162	6.2
1974-75	Louis Dunbar (Sr.)	93	3.6
1975-76	Otis Birdsong (Jr.)	97	3.5
1976-77	Ken Ciolli (Sr.)	201	5.4
1977-78	Ken Ciolli (Jr.)	160	4.8
1978-79	Ken Ciolli (Sr.)	173	5.6
1979-80	Rob Williams (Fr.)	127	4.5
1980-81	Rob Williams (So.)	146	4.9
1981-82	Rob Williams (Jr.)	134	4.5
1982-83	Reid Gettys (So.)	209	6.1
1983-84	Reid Gettys (Jr.)	309	8.3
1984-85	Reid Gettys (Sr.)	208	6.9
1985-86	Alvin Franklin (Sr.)	127	4.5
1986-87	Darrell McArthur (Fr.)	93	3.1
1987-88	Randy Brown (So.)	162	5.6
1988-89	Derrick Daniels (Fr.)	181	5.8
1989-90	Derrick Daniels (So.)	196	5.9
1990-91	Derrick Daniels (Jr.)	179	6.2
1991-92	Derrick Daniels (Sr.)	155	5.0
1992-93	Anthony Goldwire (Jr.)	170	5.7
1993-94	Anthony Goldwire (Sr.)	164	6.1
1994-95	Tommy Davis (Fr.)	121	4.3
1995-96	Damon Jones (So.)	105	3.9
1996-97	Damon Jones (Jr.)	132	4.9
1997-98	Shamahn McBride (Sr.)	67	2.5

C-USA assists champion

1998-99	Gee Gervin (Jr.)	106	3.9
1999-00	Gee Gervin (Sr.)	95	3.1
2000-01	Dominic Smith (Jr.)	111	3.8
2001-02	Kevin Gaines (So.)	116	5.5
2002-03	Andre Owens (So.)	89	3.2
2003-04	Lanny Smith (Fr.)	86	3.2
2004-05	Lanny Smith (So.)	134	4.2
2005-06	Lanny Smith (Jr.)	162	5.4
2006-07	Robert McKiver (Jr.)	112	3.4
2007-08	Lanny Smith (Sr.)	108	3.7
2008-09	Desmond Wade (Fr.)	113	3.4
2009-10	Desmond Wade (So.)	167	4.8
2010-11	Zamal Nixon (Sr.)	141	4.7
2011-12	Darian Thibodeaux (Sr.)	75	2.5
	J.J. Thompson (Fr.)	75	2.5
	J.J. Thompson (So.)	83	2.9
2012-13	L.J. Rose (So.)	154	5.5
2013-14	L.J. Rose (Jr.)	101	5.3
2014-15	Galen Robinson Jr. (Fr.)	110	3.4
2015-16	Galen Robinson Jr. (So.)	155	4.8
2016-17	Rob Gray (Sr.)	148	4.4
2017-18	Galen Robinson Jr. (Sr.)	183	4.9
2018-19	DeJon Jarreau (Jr.)	110	3.7
2019-20	DeJon Jarreau (Sr.)	133	4.3
2020-21	Jamal Shead (So.)	221	5.8
2021-22	Jamal Shead (Jr.)	200	5.4

STEALS

Year	Player	St.	Avg.
1972-73	Donnell Hayes (Jr.)	44	1.7
1973-74	Donnell Hayes (Sr.)	63	2.4
1974-75	Otis Birdsong (So.)	58	2.2

1975-76	Otis Birdsong (Jr.)	47	1.7
1976-77	Otis Birdsong (Sr.)	69	1.9
1977-78	Ken Ciolli (Jr.)	78	2.4
1978-79	Ken Ciolli (Sr.)	75	2.4
1979-80	Kenneth Williams (Sr.)	54	1.9
1980-81	Rob Williams (So.)	62	2.1
1981-82	Clyde Drexler (So.)	97	3.0
1982-83	Clyde Drexler (Jr.)	113	3.3
1983-84	Michael Young (Sr.)	66	1.8
1984-85	Eric Dickens (Sr.)	69	2.3
1985-86	Rickie Winslow (Jr.)	52	1.9
1986-87	Rickie Winslow (Sr.)	46	1.5
1987-88	Randy Brown (So.)	77	2.7
1988-89	Richard Hollis (Sr.)	48	1.5
1989-90	Craig Upchurch (Jr.)	58	1.8
1990-91	Derrick Daniels (Jr.)	44	1.5
1991-92	Bo Outlaw (Jr.)	54	1.7
1992-93	Bo Outlaw (Sr.)	68	2.3
1993-94	Anthony Goldwire (Sr.)	58	2.1
1994-95	Tommie Davis (Fr.)	49	1.7
1995-96	Damon Jones (Jr.)	39	1.4
1996-97	Damon Jones (So.)	38	1.4
1997-98	Shamahn McBride (Sr.)	45	1.7
1998-99	Gee Gervin (Jr.)	49	1.8
1999-00	George Williams (Fr.)	48	1.5

C-USA steals champion

2000-01	Dominic Smith (Jr.)	65	2.2
2001-02	Dominic Smith (Sr.)	46	1.5
2002-03	Andre Owens (So.)	26	0.9
2003-04	Andre Owens (Jr.)	42	1.2
2004-05	Brian Latham (Jr.)	84	2.6
2005-06	Oliver Lafayette (Jr.)	105	3.4

C-USA steals champion

2006-07	Oliver Lafayette (Sr.)	78	2.4
2007-08	Robert McKiver (Sr.)	56	1.6

C-USA steals champion

2008-09	Aubrey Coleman (Jr.)	75	2.3
---------	----------------------	----	-----

C-USA steals champion

2009-10	Aubrey Coleman (Sr.)	93	2.7
2010-11	Zamal Nixon (Sr.)	53	1.8
2011-12	Joseph Young (Fr.)	26	0.9
2012-13	TaShawn Thomas (So.)	34	1.0
2013-14	TaShawn Thomas (Jr.)	41	1.2
2014-15	Devonta Pollard (Jr.)	39	1.2
2015-16	Rob Gray, Jr. (So.)	30	1.2
2016-17	Rob Gray (Jr.)	37	1.2
2017-18	Galen Robinson Jr. (Jr.)	46	1.3
2018-19	Galen Robinson Jr. (Sr.)	48	1.3
2019-20	Nate Hinton (So.)	43	1.4
2020-21	Quentin Grimes (Jr.)	42	1.4
2021-22	Jamal Shead (So.)	62	1.6
2022-23	Jamal Shead (Jr.)	63	1.7

BLOCKED SHOTS

Year	Player	Blk.	Avg.
1970-71	Dwight Davis (Jr.)	125	4.3
1971-72	Dwight Davis (Sr.)	106	3.9
1972-73	Dwight Jones (Jr.)	97	3.7
1973-74	Maurice Presley (Jr.)	48	1.8
1974-75	Maurice Presley (Sr.)	40	1.5
1975-76	David Marrs (Sr.)	44	1.6
1976-77	Mike Schultz (Jr.)	35	0.9
1977-78	Mike Schultz (Sr.)	17	0.5
1978-79	Victor Ewing (Jr.)	17	0.6
	Ralph Hamilton (So.)	17	0.7
1979-80	Marshall Sauls (Jr.)	13	0.5
1980-81	Larry Micheaux (So.)	49	1.7
1981-82	Hakeem Olajuwon (Fr.)	72	2.5
1982-83	Hakeem Olajuwon (So.)	175	5.1
1983-84	Hakeem Olajuwon (Jr.)	207	5.6
1984-85	Greg Anderson (So.)	72	2.4
1985-86	Greg Anderson (Jr.)	75	2.7
1986-87	Greg Anderson (Sr.)	56	1.9
1987-88	Rolando Ferreira (Sr.)	50	1.6
1988-89	Craig Upchurch (So.)	13	0.4
1989-90	Carl Herrera (Jr.)	65	2.0
1990-91	Alvaro Teheran (Sr.)	52	1.8
1991-92	Bo Outlaw (Jr.)	97	3.1
1992-93	Bo Outlaw (Sr.)	114	3.8
1993-94	Tim Moore (So.)	16	0.8
1994-95	Tim Moore (Jr.)	85	3.0
1995-96	Anthony Knox (Jr.)	41	1.5
1996-97	Galen Robinson (Jr.)	29	1.1
1997-98	Galen Robinson (Sr.)	37	1.3
1998-99	William Stringfellow (Jr.)	50	1.9
1999-00	Kenny Younger (Sr.)	25	0.8
2000-01	George Williams (So.)	27	1.0
2001-02	George Williams (Jr.)	56	1.8
2002-03	Anwar Ferguson (Jr.)	49	1.8

National & C-USA blocks champion

2003-04	Anwar Ferguson (Sr.)	111	4.1
2004-05	Ramon Dyer (Jr.)	50	1.6
2005-06	Ramon Dyer (Sr.)	33	1.1
2006-07	Dion Dowell (Jr.)	29	1.1
2007-08	Dion Dowell (Sr.)	52	1.5
2008-09	Marcus Cousin (Sr.)	69	2.1
2009-10	Maurice McNeil (Jr.)	38	1.2
2010-11	Maurice McNeil (Sr.)	42	1.4
2011-12	TaShawn Thomas (Fr.)	64	2.1
2012-13	TaShawn Thomas (So.)	55	1.7
2013-14	TaShawn Thomas (Jr.)	90	2.7
2014-15	Danrad Knowles (So.)	42	1.3
2015-16	Danrad Knowles (Jr.)	28	0.9
2016-17	Bertrand Nkali (Sr.)	38	1.2
2017-18	Fabian White Jr. (Fr.)	32	0.9
2018-19	Brison Gresham (So.)	48	1.3
2019-20	Chris Harris Jr. (Sr.)	61	2.0
2020-21	Brison Gresham (Sr.)	46	1.5
2021-22	Fabian White Jr. (Sr.)	53	1.4
2022-23	J'Wan Roberts (Jr.)	49	1.3

MINUTES PLAYED

Year	Player	Min.	Avg.
1964-65	Joe Hamood (Jr.)	1,004	34.6
1965-66	Not Available		
1966-67	Elvin Hayes (Jr.)	1,119	36.1
1967-68	Elvin Hayes (Sr.)	1,270	38.5
1968-69	Ken Spain (Sr.)	943	36.3
1969-70	Ollie Taylor (Sr.)	1,153	38.4
1970-71	Poo Welch (Sr.)	1,131	39.0
1971-72	Dwight Davis (Sr.)	1,014	37.6
1972-73	Dwight Jones (Jr.)	951	35.2
1973-74	Louis Dunbar (Jr.)	941	36.2
1974-75	Louis Dunbar (Sr.)	975	37.5
1975-76	Otis Birdsong (Jr.)	1,082	38.6
1976-77	Otis Birdsong (Sr.)	1,342	37.3
1977-78	Cecile Rose (Sr.)	1,044	31.6
1978-79	Kenneth Williams (Jr.)	998	32.2
1979-80	Kenneth Williams (Sr.)	904	32.3
1980-81	Rob Williams (So.)	1,171	39.0
1981-82	Rob Williams (Jr.)	1,055	35.2
1982-83	Clyde Drexler (Jr.)	1,186	34.9
1983-84	Michael Young (Sr.)	1,354	36.6
1984-85	Alvin Franklin (Jr.)	1,066	35.5
1985-86	Alvin Franklin (Sr.)	1,089	35.0
1986-87	Greg Anderson (Sr.)	1,057	35.2
1987-88	Richard Hollis (Jr.)	1,109	35.8
1988-89	Richard Hollis (Sr.)	1,103	35.6
1989-90	Derrick Daniels (So.)	1,089	33.0
1990-91	Derrick Daniels (Jr.)	1,021	35.2
1991-92	Craig Upchurch (Sr.)	979	31.0
	Bo Outlaw (Jr.)	979	31.0
1992-93	Anthony Goldwire (Jr.)	1,110	37.0
1993-94	Anthony Goldwire (Sr.)	995	36.9
1994-95	Tim Moore (Jr.)	939	33.5
1995-96	Tim Moore (Sr.)	714	34.0
1996-97	Damon Jones (Jr.)	968	35.6
1997-98	Shamahn McBride (Sr.)	868	32.1
1998-99	Kenny Younger (Jr.)	938	34.7
1999-00	George Williams (Fr.)	1,099	35.5
2000-01	George Williams (So.)	932	34.5
2001-02	Dominic Smith (Sr.)	1,069	34.5
2002-03	Louis Truscott (Sr.)	1,004	35.9
2003-04	Andre Owens (Jr.)	998	37.0
2004-05	Andre Owens (Sr.)	1,114	34.8
2005-06	Lanny Smith (Jr.)	1,011	33.7
2006-07	Robert McKiver (Jr.)	1,236	37.5
2007-08	Robert McKiver (Sr.)	1,183	34.8
2008-09	Kelvin Lewis (Jr.)	1,218	36.9
2009-10	Aubrey Coleman (Sr.)	1,293	36.9
2010-11	Darian Thibodeaux (Jr.)	1,052	35.1
2011-12	Joseph Young (Fr.)	904	30.1
2012-13	Joseph Young (So.)	1,048	32.8
2013-14	TaShawn Thomas (Jr.)	1,044	31.6
2014-15	Jherrod Stiggers (Jr.)	1,105	35.6
2015-16	Damyean Dotson (Jr.)	991	31.0
2016-17	Damyean Dotson (Sr.)	1,098	34.3
2017-18	Rob Gray (Sr.)	1,083	31.9
2018-19	Cory Davis Jr. (Sr.)	1,223	33.1
2019-20	Nate Hinton (So.)	1,223	30.2
2020-21	Quentin Grimes (Jr.)	982	32.7
2021-22	Kyler Edwards (Jr.)	1,261	34.1
2022-23	Jamal Shead (Jr.)	1,204:54	32.6

PERSONAL FOULS

Year	Player	Fouls	Avg.
1954-55	Jim Hatton (Sr.)	94	3.8
1955-56	Don Boldebuck (Sr.)	88	3.4
1956-57	Ray Patoprsty (So.)	81	3.3



TEAM YEAR-BY-YEAR STATISTICS

Table with columns: Year, GP, FG-A, Pct, 3FG-A, Pct, FT-A, Pct, Reb, Avg, PF, FO, Ast, TO, Blk, Stl, Pts, Avg. Rows list statistics for each year from 2022-23 down to 1982-83, including opponent data.

RECORDS



TEAM YEAR-BY-YEAR STATISTICS

Year	GP	FG-A	Pct	3FG-A	Pct	FT-A	Pct	Reb	Avg	PF	FO	Ast	TO	Blk	Stl	Pts	Avg
1981-82	33	1,105-2,113	.523	---	---	475-731	.650	1,180	35.8	677	19	580	512	171	361	2,685	81.4
Opponents		951-2,205	.470	---	---	515-737	.699	1,141	34.6	688	34	505	557	60	195	2,417	73.2
1980-81	30	946-1,844	.513	---	---	371-583	.636	1,000	33.3	560	24	503	370	119	254	2,263	75.4
Opponents		824-1,689	.488	---	---	398-573	.695	975	32.5	585	20	458	469	64	139	2,046	68.2
1979-80	28	905-1,893	.478	---	---	381-578	.659	1,046	37.4	658	40	398	405	60	242	2,191	78.2
Opponents		815-1,642	.496	---	---	516-729	.708	1,069	38.2	547	19	415	517	61	151	2,146	76.6
1978-79	31	1,039-2,174	.478	---	---	449-686	.603	1,237	39.9	661	28	430	463	84	319	2,527	81.5
Opponents		657-2,018	.474	---	---	506-731	.692	1,266	40.8	647	34	458	616			2,420	78.1
1977-78	33	1,227-2,431	.505	---	---	561-795	.706	1,480	44.8	738	17	638	623	83	350	3,015	91.4
Opponents		1,016-2,216	.458	---	---	500-736	.679	1,246	37.8	713	26		741			2,532	76.7
1976-77	37	1,419-2,744	.517	---	---	644-950	.681	1,685	45.5	849	27	745	666	120	384	3,482	94.1
Opponents		1,172-2,582	.454	---	---	601-887	.676	1,446	39.1	829	55	616	795			2,945	79.6
1975-76	27	841-1,853	.454	---	---	418-622	.672	1,170	43.3	465	16	475	483	89	136	2,100	77.8
Opponents		955-2,105	.454	---	---	321-443	.725	1,125	40.2	597	33	483	437			2,231	79.7
1974-75	26	1,006-1,965	.512	---	---	395-582	.679	890	34.2	424	12	465	491			2,407	92.6
Opponents		989-2,012	.492	---	---	286-403	.710	1,052	40.5	527	18	398	524			2,264	87.1
1973-74	26	1,003-2,055	.488	---	---	322-492	.654	1,297	49.9	463	15	572	445	149	264	2,328	89.5
Opponents		898-1,999	.449	---	---	307-453	.678	1,122	43.2	493	14	462	466			2,103	80.9
1972-73	27	1,080-2,242	.482	---	---	312-455	.686	1,477	54.7	489	10	614				2,472	91.6
Opponents		880-2,010	.438	---	---	322-466	.691	1,102	40.8	460	13	444	600			2,082	77.1
1971-72	27	1,013-2,169	.467	---	---	473-669	.707	1,515	56.1	528	11	570				2,499	92.6
Opponents		843-2,012	.419	---	---	473-706	.673	1,236	45.8	492	16					2,158	79.9
1970-71	29	965-2,078	.464	---	---	521-773	.674	1,523	52.5	566	23	470				2,451	84.5
Opponents		901-2,069	.435	---	---	455-724	.628	1,280	44.1	543	22	331				2,257	77.8
1969-70	30	1,055-2,259	.467	---	---	638-891	.716	1,564	52.1	539	15	625				2,748	91.6
Opponents		972-2,304	.422	---	---	450-679	.663	1,454	48.5	625	25					2,394	79.8
1968-69	26	847-1,840	.460	---	---	439-713	.616	1,327	51.0	464	11	499				2,133	82.0
Opponents		761-1,815	.420	---	---	438-621	.705	1,177	45.3	519	17	377				1,960	75.4
1967-68	33	1,352-2,808	.481	---	---	522-850	.614	2,074	62.8	537	8	732				3,226	97.8
Opponents		943-2,449	.385	---	---	497-699	.711	1,418	43.0	609	19					2,945	79.6
1966-67	31	1,128-2,459	.459	---	---	509-813	.626	1,862	60.1	507	9	500				2,765	89.2
Opponents		829-2,283	.393	---	---	461-655	.694	1,362	43.9	581	22					2,257	72.5
1965-66	29	1,160-2,388	.486	---	---	525-782	.672	1,567	54.0	559	16	509				2,845	98.1
Opponents		915-2,101	.436	---	---	539-761	.708	1,326	45.7	576	27					2,369	81.7
1964-65	29	946-2,052	.461	---	---	518-766	.676	1,342	46.3	531	15	384				2,410	83.1
Opponents		864-2,004	.431	---	---	493-703	.701	1,361	47.9	598	26					2,221	76.6
1963-64	26	683-1,557	.439	---	---	425-633	.671	1,013	39.0	487	8	341				1,811	68.9
Opponents		636-1,498	.425	---	---	444-619	.717	1,100	42.3	512	19					1,714	65.9
1962-63	26	751-1,607	.467	---	---	464-687	.675	1,126	43.3	384	17	337				1,966	75.6
Opponents		713-1,590	.448	---	---	388-574	.676	1,015	39.0	508	26					1,814	69.8
1961-62	27	700-1,526	.459	---	---	496-735	.675	1,232	45.6	462	13					1,896	70.2
Opponents		656-1,628	.415	---	---	380-565	.673	996	36.9	551	33					1,792	62.7
1960-61	28	792-1,764	.449	---	---	554-813	.681	1,272	45.4	508	19					2,138	76.4
Opponents		726-1,734	.419	---	---	480-717	.669	1,204	43.0	575	23					1,921	68.6
1959-60	25	624-1,524	.409	---	---	511-738	.692	1,079	43.2	483	10					1,759	70.4
Opponents		601-1,420	.423	---	---	441-662	.666	1,088	43.5	509	22					1,643	65.6
1958-59	26	676-1,592	.425	---	---	441-708	.623	1,052	40.5	493	17					1,793	69.0
Opponents		590-1,534	.385	---	---	477-694	.687	1,669	64.2	515	14					1,669	64.2
1957-58	25	607-1,398	.434	---	---	536-741	.723	871	34.8	471	20					1,750	70.0
Opponents		706-1,703	.415	---	---	594-691	.716	1,062	42.5	523	28					1,907	76.3
1956-57	26	667-1,618	.412	---	---	596-835	.714	961	37.0	540	18					1,930	74.2
Opponents		699-1,819	.384	---	---	561-830	.676	1,137	43.8	474	12					2,035	78.3
1955-56	26	752-1,850	.406	---	---	549-815	.674	1,279	49.2	509	16					2,053	79.0
Opponents		555-1,597	.348	---	---	499-766	.651	993	41.4	454	17					1,680	70.0
1954-55	25	656-1,762	.372	---	---	599-856	.700	1,055	42.2	527	30					1,911	76.4
Opponents		583-1,610	.362	---	---	598-893	.669	991	35.6	522	26					1,764	70.6
1953-54	26	592-1,760	.336	---	---	593-862	.688	975	37.5							1,769	67.7
Opponents				---	---												
1952-53	22	470		---	---	437				532						1,377	62.6
Opponents				---	---												
1951-52	21	412		---	---	281										1,105	52.6
Opponents				---	---												
1950-51	28	633-1,772	.357	---	---	392-640	.613									1,714	61.2
Opponents				---	---												
1949-50	23	534-1,459	.366	---	---	311-506	.614			394							



HOUSTON as a RANKED TEAM

#1 (33-6)

Table of game records for #1 ranked team, including American Athletic Conference Championship, Game of the Century, Rainbow Classic, Bluebonnet Classic, and various NCAA and SWC tournaments.

#2 (27-2)

Table of game records for #2 ranked team, including NCAA Tournament Midwest Region Sweet 16, NCAA Tournament Round of 32, and NCAA Tournament First Round.

Table of game records for #2/2 ranked team, including Baylor, Rice, UCL, West Texas A&M, Centenary, Michigan, and various classic tournaments.

#3 (20-3)

Table of game records for #3 ranked team, including Temple, Wichita State, Cincinnati, UCF, Tulsa, McNeese, Oral Roberts, Northern Colorado, and Texas Lutheran.

#4 (6-1)

Table of game records for #4 ranked team, including Virginia, Texas Tech, Rice, Texas, and West Texas A&M.

#5 (16-5)

Table of game records for #5 ranked team, including Virginia, North Carolina A&T, Our Lady of the Lake, and East Carolina.

Table of game records for #5/5 ranked team, including Tulsa, Georgetown, Virginia, Wake Forest, Memphis, Louisiana Tech, Arkansas, Rice, Texas, Notre Dame, Hardin-Simmons, Lamar, Tennessee Tech, Hawaii, Louisiana-Lafayette, and Michigan.

#6 (24-5)

Table of game records for #6 ranked team, including Memphis, SMU, Cincinnati, Tulane, Baylor, Oregon State, Syracuse, Rutgers, Cleveland State, Cincinnati, SMU, Tulane, Temple, Alcorn State, Texas A&M, St. Mary's (Texas), LSU, TCU, SMU, USC, Arizona, Pepperdine, and Arkansas State.

Table of game records for #6/6 ranked team, including Kent State.

RECORDS



HOUSTON as a RANKED TEAM

#7 (27-5)

#7/9	1/29/22	W	63-49	* at UCF
<i>The American Championship Title Game (Fort Worth, Texas)</i>				
#7/7	3/14/21	W	91-54	vs. Cincinnati
<i>The American Championship Semifinals (Fort Worth, Texas)</i>				
#7/7	3/13/21	W	76-74	vs. Memphis

The American Championship Quarterfinals (Fort Worth, Texas)

#7/7	3/12/21	W	77-52	vs. Tulane
#7/6	1/28/84	W	84-58	* at Baylor
#7/5	1/14/84	W	70-64	* at Texas A&M
#7/5	1/12/84	W	88-66	* at Texas Tech
#7/5	1/10/84	W	69-58	* Texas
#7/5	1/7/84	W	81-67	* TCU
#7/5	1/5/84	W	60-59	* at SMU

NCAA Tournament Midwest Region First Round (Wichita, Kan.)

Later credited as a forfeit win by NCAA

#7/	3/10/73	L	89-102	#14/ Louisiana
#7/	3/5/73	W	116-72	Rice
#7/	2/17/73	L	77-78	at Creighton
#7/	2/15/73	W	82-70	Corpus Christi State
#7/	12/4/71	W	67-65	Tennessee
#7/	12/2/71	L	81-82 (2OT)	at California
#7/	12/1/71	W	87-67	at Stanford
#7/	1/24/70	L	66-76	at St. Mary's (Texas)

NCAA Tournament Final Four (Louisville, Ky.)

#7/	3/25/68	W	84-62	vs. #4/ North Carolina
-----	---------	---	-------	------------------------

NCAA Tournament Final Four (Louisville, Ky.)

#7/	3/24/68	L	58-73	vs. #1/ UCLA
-----	---------	---	-------	--------------

NCAA Tournament Midwest Regional (Lawrence, Kan.)

#7/	3/19/68	W	83-75	vs. SMU
-----	---------	---	-------	---------

NCAA Tournament Midwest Regional (Lawrence, Kan.)

#7/	3/17/68	W	66-53	at #3/ Kansas
-----	---------	---	-------	---------------

NCAA Tournament Midwest Region First Round (Fort Collins, Colo.)

#7/	3/11/68	W	59-58	vs. New Mexico State
#7/	3/4/68	W	90-80	at Air Force
#7/	2/28/68	W	106-64	Loyola (La.)
#7/	2/25/68	W	87-73	Creighton
#7/	2/23/68	W	120-76	at West Texas A&M
#7/	2/18/68	W	105-86	at Miami (Fla.)
#7/	2/15/68	W	122-58	St. Mary's (Texas)
#7/	2/13/68	W	87-80	at Creighton
#7/	12/3/67	W	86-75	at Minnesota
#7/	12/1/67	W	96-84	#6/ New Mexico

#8 (15-2)

#8/8	2/10/21	W	82-65	* at USF
#8/8	1/23/21	W	68-51	* at Temple
#8/8	1/20/21	W	85-59	* nr/rv Tulsa
#8/6	3/2/19	L	64-69	* UCF
#8/6	2/27/19	W	99-65	* at East Carolina
#8/	12/3/83	W	69-51	Biscayne
#8/	11/30/83	W	68-62	at Mississippi State
#8/	2/5/83	W	86-66	* at Texas A&M
#8/	2/2/83	W	86-69	* Baylor
#8/	3/2/73	W	90-89	at Centenary
#8/	2/26/73	W	94-75	Samford
#8/	1/3/70	W	116-84	at Hawai'i

UNLV Invitational (Las Vegas)

#8/	12/30/69	W	98-85	vs. UC Santa Barbara
-----	----------	---	-------	----------------------

UNLV Invitational (Las Vegas)

#8/	12/29/69	L	63-85	vs. Santa Clara
#8/	12/22/69	W	76-69	Long Beach State
#8/	11/30/68	W	92-71	Southern Miss
#8/	12/20/67	W	87-65	Washington

#9 (12-1)

#9/7	3/7/19	W	67-64	* Memphis
#9/8	2/23/19	W	71-59	* USF

#9/9	2/17/19	W	85-50	* at Tulane
#9/9	2/14/19	W	71-63	* at UConn
#9/	1/26/83	W	76-40	* at Rice
#9/	12/11/82	L	87-92	at Syracuse
#9/	12/8/82	W	77-65	Auburn
#9/	2/24/73	W	76-75	#20/ Jacksonville
#9/	2/22/73	W	116-57	Trinity
#9/	12/17/67	W	90-75	San Francisco
<i>Bluebonnet Classic (Houston)</i>				
#9/	12/15/67	W	111-65	Idaho State
<i>Bluebonnet Classic (Houston)</i>				
#9/	12/14/67	W	97-66	Centenary
#9/	12/12/67	W	90-74	St. Mary's (Calif.)

#10 (6-2)

#10/10	1/22/22	W	79-36	* East Carolina
#10/10	1/18/22	W	74-55	* South Florida
#10/18	12/5/20	W	77-67	South Carolina
#10/	1/16/82	L	66-67	* SMU
#10/	1/12/82	L	83-95	* #19 Texas
#10/	1/10/73	W	86-82	Baylor
<i>Bluebonnet Classic (Houston)</i>				
#10/	1/6/73	W	114-85	Texas A&M
<i>Bluebonnet Classic (Houston)</i>				
#10/	1/5/73	W	130-84	West Texas A&M

#11 (16-2)

#11/11	1/10/22	W	66-64	* at Tulsa
#11/11	1/17/21	W	75-58	* UCF
#11/11	1/9/21	W	71-50	* Tulane
#11/11	1/6/21	W	70-63	* Wichita State
<i>NCAA Tournament Midwest Regional (Kansas City, Mo.)</i>				
#11/9	3/29/19	L	58-62	vs. #7/7 Kentucky
<i>NCAA Tournament Midwest Region (Tulsa, Okla.)</i>				
#11/9	3/24/19	W	74-59	vs. Ohio State
<i>NCAA Tournament Midwest Region (Tulsa, Okla.)</i>				
#11/9	3/22/19	W	84-55	vs. Georgia State
<i>American Championship (Orlando)</i>				
#11/10	3/17/19	L	57-69	vs. #24/23 Cincinnati
<i>American Championship (Orlando)</i>				
#11/10	3/16/19	W	61-58	at Memphis
<i>American Championship (Orlando)</i>				
#11/10	3/15/19	W	84-45	vs. UConn
#11/	12/4/82	W	78-59	at Biscayne
#11/	12/1/82	W	74-65	Mississippi State
#11/	2/10/73	W	82-80	#13/ Louisiana
#11/	2/8/73	W	96-75	Houston Baptist
#11/	2/2/73	W	90-85	Cincinnati
#11/	2/1/73	W	89-85	Centenary
#11/	1/27/73	W	104-94	UNLV
#11/	1/10/70	W	91-83	West Texas A&M

#12 (17-7)

#12/14	1/8/22	W	76-66	* Wichita State
#12/14	1/5/22	W	83-66	* at South Florida
#12/14	1/2/22	W	66-61	* at Temple
<i>Maui Jim Maui Invitational (Las Vegas)</i>				
#12/11	11/24/21	W	78-49	vs. rv/#23 Oregon
#12/11	11/23/21	L	63-65	vs. Wisconsin
#12/11	11/22/21	W	70-52	vs. Butler
#12/10	2/28/21	W	98-52	* USF
#12/10	2/25/21	W	81-57	rv/- WKU
#12/12	3/10/19	W	85-69	* at #20/19 Cincinnati
#12/12	3/7/19	W	90-79	* SMU
#12/12	2/10/19	W	65-58	* #25/23 Cincinnati
#12/12	2/7/19	W	77-68	* at UCF
#12/12	1/31/19	W	73-66	* Temple
#12/	1/16/73	W	96-77	at Rice
#12/	12/11/71	W	88-76	#17/ Arizona State

#12/	12/10/71	L	97-98	#17/ Arizona State
#12/	12/6/71	L	88-97	at Louisiana-Lafayette (1)
<i>NCAA Tournament Midwest Regional - Lawrence, Kan.</i>				
#12/	3/14/70	L	98-107	vs. Kansas State
<i>NCAA Tournament Midwest Regional - Lawrence, Kan.</i>				
#12/	3/12/70	L	87-92	vs. #14 Drake
#12/	1/31/70	L	84-91	at Utah State
#12/	1/30/70	W	82-69	at Montana State
#12/	1/27/70	W	92-88	at Seattle
<i>Cable Car Classic (San Francisco)</i>				
#12/	12/13/68	L	50-75	vs. #16/ Santa Clara
<i>Cable Car Classic (San Francisco)</i>				
#12/	12/14/68	W	98-75	vs. BYU

#13 (5-2)

#13/14	12/22/21	W	80-47	Texas State
<i>Sun Bowl Classic (El Paso, Texas)</i>				
#13/	12/29/72	W	115-102	vs. SMU
<i>Sun Bowl Classic (El Paso, Texas)</i>				
#13/	12/28/72	L	72-75	vs. #15/ Indiana
#13/25	2/28/72	L	108-110 (OT)	at Jacksonville
<i>NCAA Tournament Midwest Regional (Lawrence, Kan.)</i>				
#13/	3/7/70	W	71-64	vs. Dayton
#13/	3/4/70	W	62-58	at Creighton
#13/	3/2/70	W	96-80	at West Texas A&M

#14 (21-8)

#14/14	3/6/22	L	61-75	* at Memphis
#14/14	3/3/22	W	84-46	* Temple
#14/14	3/1/22	W	71-53	* Cincinnati
#14/15	2/27/22	W	75-61	* SMU
#14/15	2/23/22	W	81-67	* at Tulane
#14/15	2/20/22	W	76-74 (2OT)	* at Wichita State
#14/15	2/17/22	W	70-52	* UCF
<i>Hoop Hype XL College Basketball Showcase (Fort Worth, Texas)</i>				
#14/13	12/18/21	W	72-61	vs. Oklahoma State
#14/13	12/14/21	W	71-56	Louisiana
#14/13	12/11/21	L	82-83	at Alabama
#14/13	12/6/21	W	77-45	Alcorn State
#14/13	12/6/21	W	77-45	Alcorn State
#14/	1/22/83	W	75-60	* #4/ Arkansas
#14/	1/17/83	W	98-73	* Texas Tech
<i>Suntory Classic (Tokyo)</i>				
#14/	12/17/82	W	82-57	vs. Utah
<i>Suntory Classic (Tokyo)</i>				
#14/	12/16/82	L	63-72	vs. #1/ Virginia
<i>Kettle Classic (Houston)</i>				
#14/	11/28/82	W	106-72	Lamar
<i>Kettle Classic (Houston)</i>				
#14/	11/26/82	W	104-63	Arizona
#14/	1/9/82	W	78-68	* at Texas Tech
#14/	1/4/82	W	63-61	* Rice
<i>NCAA Tournament Midwest Region (Tulsa, Okla.)</i>				
#14/	3/12/78	L	77-100	vs. #10/ Notre Dame
#14/	12/8/73	W	97-73	Florida
#14/	12/6/73	W	119-71	Wabash College
#14/	12/3/73	L	81-87	at #9/ Louisville
#14/	12/1/73	L	74-97	at #5/ North Carolina
<i>NCAA Tournament Midwest Regional (Wichita, Kan.)</i>				
#14/	3/20/71	W	119-106	vs. #12/ Notre Dame
<i>NCAA Tournament Midwest Regional (Wichita, Kan.)</i>				
#14/	3/18/71	L	77-78	vs. #4/ Kansas
#14/	2/25/56	L	72-82	* at Wichita State
#14/	2/20/56	W	68-53	* Bradley

RECORDS



HOUSTON as a RANKED TEAM

#15 (16-4)

Table of game results for #15 (16-4) including NCAA Tournament South Region Elite Eight, Sweet 16, and Second Round games.

#16 (9-0)

Table of game results for #16 (9-0) including Southwest Showcase and American Championship games.

#17 (7-3)

Table of game results for #17 (7-3) including Southwest Showcase and NCAA Tournament Midwest Region games.

#18 (10-1)

Table of game results for #18 (10-1) including American Championship Title Game, Semifinals, and Quarterfinals.

Table of game results for #18/ vs. LSU, Sugar Bowl Classic, and NCAA Tournament Midwest Region (Houston).

#19 (7-2)

Table of game results for #19 (7-2) including NCAA Tournament Midwest Region (Las Cruces, N.M.) games.

#20 (7-4)

Table of game results for #20 (7-4) including various conference and tournament games.

#21 (9-4)

Table of game results for #21 (9-4) including American Championship and NCAA Tournament West Region games.

#22 (2-1)

Table of game results for #22 (2-1) including American Championship Quarterfinals.

#23 (1-1)

Table of game results for #23 (1-1) including American Championship games.

#24 (2-0)

Table of game results for #24 (2-0) including Saint Louis and LSU games.

#25 (7-3)

Table of game results for #25 (7-3) including GMAC Bowl Coors Classic and various conference games.

RECORDS

SOCIAL MEDIA

FOLLOW THE COUGARS



UHCOUGARMBK

#ForTheCity

#GoCougs



FOOTBALL

UHCOUGARFB

BASEBALL

UHCOUGARBB

W. BASKETBALL

UHCOUGARWBB

M. GOLF

UHCOUGARMGOLF

W. GOLF

UHCOUGARWGOLF

SOCCER

UHCOUGARSOCER

SOFTBALL

UHCOUGARSB

SWIMMING & DIVING

UHCOUGARSWIM

TENNIS

UHCOUGARTENNIS

TRACK & FIELD / XC

UHCOUGARTF

VOLLEYBALL

UHCOUGARVB



HOUSTON vs. RANKED TEAMS

#1 (2-10)

Table with 4 columns: Date, Result, Score, Opponent. Includes games from 2/13/08 to 2/6/60.

#2 (5-9)

Table with 4 columns: Date, Result, Score, Opponent. Includes games from 12/17/22 to 2/21/50.

#3 (2-9)

Table with 4 columns: Date, Result, Score, Opponent. Includes games from 4/3/21 to 12/29/56.

#4 (3-11)

Table with 4 columns: Date, Result, Score, Opponent. Includes games from 3/13/09 to 12/30/70.

Table with 4 columns: Date, Result, Score, Opponent. Includes games from 3/25/67 to 1/9/54.

#5 (4-12)

Table with 4 columns: Date, Result, Score, Opponent. Includes games from 2/15/18 to 2/6/50.

#6 (1-3)

Table with 4 columns: Date, Result, Score, Opponent. Includes games from 3/26/22 to 12/16/74.

#7 (5-11)

Table with 4 columns: Date, Result, Score, Opponent. Includes games from 3/29/19 to 3/5/53.

#8 (3-10)

Table with 4 columns: Date, Result, Score, Opponent. Includes games from 12/10/22 to 12/2/74.

Table with 4 columns: Date, Result, Score, Opponent. Includes games from 2/21/59 to 1/13/54.

#9 (5-9)

Table with 4 columns: Date, Result, Score, Opponent. Includes games from 12/11/21 to 2/20/52.

#10 (5-8)

Table with 4 columns: Date, Result, Score, Opponent. Includes games from 2/7/04 to 1/11/58.

#11 (7-7)

Table with 4 columns: Date, Result, Score, Opponent. Includes games from 11/22/19 to 1/24/53.

#12 (6-12)

Table with 4 columns: Date, Result, Score, Opponent. Includes games from 2/1/16 to 3/4/84.

RECORDS



HOUSTON vs. RANKED TEAMS

2/8/82	W	77-63	* at #12/ Texas
2/3/79	L	58-66	* at #12/ Texas A&M
11/30/78	L	80-88	at #12/ USC
SWC Classic (Houston)			
3/4/78	W	92-90	vs. #12/ Texas
Holiday Classic (Las Vegas)			
12/29/75	L	92-116	at #12/ UNLV
2/4/72	W	94-86	#12/ Florida State
1/16/72	L	79-86	at #12/ Florida State
NCAA Tournament Midwest Regional – Wichita, Kan.			
3/20/71	W	119-106	vs. #12/ Notre Dame
Jayhawk Classic (Lawrence, Kan.)			
12/19/70	L	73-89	at #12/ Kansas
1/7/60	L	46-76	* at #12/ Saint Louis
1/6/58	L	73-75 (OT)	* #12/ Bradley
1/17/57	L	64-81	* at #12/ Bradley
1/12/57	W	64-52	* #12/ Oklahoma State

#13 (5-3)

C-USA Tournament (Cincinnati)			
3/8/02	L	73-85	vs. #13/10 Marquette
SWC Classic (Dallas)			
3/8/85	L	72-84	vs. #13/ SMU
1/12/85	L	58-69	at #13/ DePaul
12/8/84	W	81-73	#13/ LSU
NCAA Tournament Midwest Regional (Kansas City, Mo.)			
3/27/83	W	89-71	vs. #13/ Villanova
2/10/73	W	82-80	#13/ Louisiana-Lafayette
12/20/69	W	77-73	#13/ USC
2/7/59	W	80-63	#13/ Oklahoma City

#14 (1-12)

Southwest Showcase (Fort Worth, Texas)			
11/29/20	W	64-53	vs. #14/13 Texas Tech
2/5/14	L	62-77	* #14/10 Louisville
12/27/97	L	71-89	at #14/ Texas
1/3/90	L	78-82	* #14/ Arkansas
SWC Classic (Dallas)			
3/6/82	L	69-84	vs. #14/ Arkansas
SWC Classic (The Summit, Houston)			
3/2/79	L	65-70	vs. #14/ Texas
1/6/79	L	61-62	* #14/ Arkansas
2/5/77	L	80-82	* #14/ Arkansas
3/2/74	L	86-104	#14/ South Carolina
NCAA Tournament Midwest Region First Round – Wichita, Kan. (later won by forfeit)			
3/10/73	L	89-102	#14/ Louisiana
NCAA Tournament Midwest Regional – Lawrence, Kan.			
3/12/70	L	87-92	vs. #14 Drake
3/2/57	L	84-102	* #14/ Saint Louis
All-College Tournament (Oklahoma City)			
12/20/54	L	65-72	at #14/ Oklahoma City

#15 (3-6)

12/3/05	W	69-65	#15/13 Arizona
12/29/98	L	69-84	at #15/17 New Mexico
2/25/87	W	84-65	* at #15/ TCU
1/23/82	L	66-67	* at #15/ Arkansas
1/30/78	L	72-73	* at #15/ Texas
1/27/75	W	74-68	#15/ Stanford
Sun Bowl Classic (El Paso, Texas)			
12/28/72	L	72-75	vs. #15/ Indiana
1/31/59	L	47-71	* at #15/ Saint Louis
2/22/54	L	81-86	* #15 Wichita State

#16 (1-13)

NCAA Tournament Midwest Regional (T-Mobile Center - Kansas City, Mo.)			
3.24/23	L	75-89	vs. #16/15 Miami (Fla.)
11/30/00	L	60-72	at #16/ UConn
Played at St. Petersburg, Fla.			
12/29/90	L	51-63	vs. #16/ Georgetown

2/22/86	L	59-76	#16/ Louisville
1/29/86	L	49-53	* at #16/ TCU
NCAA Tournament Midwest Regional (St. Louis)			
3/23/84	W	78-71	vs. #16/ Memphis
NCAA Tournament National Championship (Albuquerque, N.M.)			
4/4/83	L	52-54	vs. #16/ NC State
Cage Classic (Albuquerque, N.M.)			
12/16/79	L	75-78	vs. #16/ Georgetown
12/21/73	L	78-92	at #16/ USC
Cable Car Classic (San Francisco)			
12/13/68	L	50-75	vs. #16/ Santa Clara
2/27/60	L	57-78	* #16/ Saint Louis
2/7/53	L	58-64	#16/ Oklahoma City
1/5/53	L	52-68	at #16/ Oklahoma City
2/2/52	L	46-51	at #16/ Oklahoma City

#17 (5-8)

12/31/13	W	75-71	* #17/15 UConn
1/5/05	W	70-67	* #17/16 Louisville
2/15/97	L	66-70	* #17/ Louisville
Rainbow Classic (Honolulu)			
12/28/88	L	78-87	vs. #17/ Georgia Tech
12/12/87	L	69-89	#17/ UNLV
11/26/83	W	91-76	#17/19 Kansas
NCAA Tournament Midwest Regional (Kansas City, Mo.)			
3/25/83	W	70-63	vs. #17/ Memphis
1/28/79	L	53-79	* at #17/ Texas
12/11/71	W	88-76	#17/ Arizona State
12/10/71	L	97-98	#17/ Arizona State
1/17/59	L	67-94	at #17/ Oklahoma City
12/21/54	L	87-91	vs. #17/ Wichita State
1/6/53	L	60-91	* at #17/ Tulsa

#18 (2-9)

Inaugural Game in Fertitta Center (Houston)			
12/1/18	W	65-61	#18/21 Oregon
3/2/17	L	47-65	* at #18/20 Cincinnati
2/16/14	L	52-91	* at #18/14 Louisville
1/31/09	L	68-83	at #18/19 Memphis
3/6/03	L	56-71	* #18/ Memphis
1/2/00	L	80-90	at #18/ Texas
12/12/85	L	78-84	#18/ DePaul
12/15/84	L	75-87	at #18/ Kansas
1/8/77	L	70-81	* at #18/ Arkansas
Bluebonnet Classic (Houston)			
12/12/70	W	81-68	#18/ Oregon
All-College Tournament (Oklahoma City)			
12/28/60	L	68-71	vs. #18/ Wichita State (2)

#19 (5-4)

NCAA Tournament South Region First Round (PPG Paints Arena - Pittsburgh)			
3/18/22	W	68-53	vs. #19/16/ Illinois
2/18/17	L	66-76	* #19/23 SMU
1/8/11	W	76-71	* #19/18 UCF
1/24/87	L	56-62	* #19/ TCU
NCAA Tournament Midwest Regional (St. Louis)			
3/25/84	W	68-63	vs. #19/ Wake Forest
1/12/82	L	83-95	* #19 Texas
Bluebonnet Classic (Houston)			
1/3/76	W	94-73	#19/ San Francisco
2/1/75	W	90-84	#19/ South Carolina
2/21/55	L	59-69	* at #19/ Tulsa

#20 (3-5)

3/10/19	W	85-69	* at #20/19 Cincinnati
NCAA Tournament Midwest Region First Round (Spokane, Wash.)			

3/19/10	L	77-89	vs. #20/20 Maryland
1/11/07	L	69-79	* #20/19 Memphis
NCAA Tournament Southeast Region First Round (Atlanta)			
3/13/87	L	55-66	vs. #20/ Kansas
2/17/76	L	80-94	* #20/ Texas A&M
Holiday Classic (Las Vegas)			
12/30/75	W	90-87	vs. #20/ LaSalle
2/24/73	W	76-75	#20/ Jacksonville
1/14/56	L	44-63	* at #20/ Oklahoma State

#21 (3-4)

Hawaiian Airlines Diamond Head Classic Championship (Honolulu)			
12/25/18	W	75-71	vs. #21/20 Washington
2/27/14	W	77-68	* #21/22 Memphis
2/20/13	L	74-81	* at #21/19 Memphis
1/29/05	L	68-87	* at #21/20 Cincinnati
12/31/00	L	63-79	#21/ Georgetown
1/16/00	L	68-77	* #21/ DePaul
12/4/96	W	79-77 (20T)	#21/ Tulsa

#22 (1-1)

1/17/17	L	58-67	#22/22 Cincinnati
2/21/93	W	89-81	#22/ Louisville

#23 (0-2)

2/23/14	L	59-82	* at #23/22 Memphis
1/7/04	L	52-65	* #23/22 Marquette

#24 (1-3)

American Championship (Orlando)			
3/17/19	L	57-69	vs. #24/23 Cincinnati
1/12/08	L	71-85	/#24 Arizona
1/2/92	L	56-60	at #24/ Louisville
2/17/91	W	82-73	* #24/ Texas

#25 (5-4)

2/10/19	W	65-58	* #25/23 Cincinnati
2/12/15	L	69-75	#25/25 SMU
American Championship (Memphis, Tenn.)			
3/13/14	W	68-64	vs. #25/23 SMU
C-USA Championship (Tulsa, Okla.)			
3/13/10	W	81-73	vs. #25/21 UTEP
Carrs/Safeway Great Alaska Shootout (Anchorage, Alaska)			
11/26/10	W	100-93	vs. #25/rv Oklahoma
11/29/05	W	84-83	at #25/25 LSU
1/1/03	L	48-62	at #25/22 Texas Tech
1/20/96	L	76-95	* at #25/ Texas Tech
Preseason NIT			
11/18/89	L	69-76	at #25/ St. John's

NOT RANKED IN AP/ RANKED IN COACHES

#23 (COACHES) (1-0)

Mau Jim Maui Invitational Third-Place Game (Las Vegas)			
11/24/21	W	78-49	rv/#23 Oregon

#25 (COACHES) (1-0)

11/16/21	W	67-47	rv/#25 Virginia
----------	---	-------	-----------------



RANKINGS BREAKDOWN

POLLS RANKED

Total Polls Ranked	209 weeks
Top 10 Rankings	110 weeks
Most Consecutive Polls Ranked	64 (Jan. 20, 2020 – present; entering 2023-24)

YEARS RANKED

Total Years	22
Consecutive Years	9 (1966-75)

FINAL POLL

Total Polls	15
Top 10	7
High	1 (1983, 1968)

HOUSTON as a RANKED TEAM

First Ranked:	#18 (Feb. 14, 1956)
Last Ranked:	#2 (March 13, 2023 (AP))/#6 (April 4, 2023 (Coaches))

Rk.	Wks.	G	W	L	Pct.	Stk.
No. 1	18	39	33	6	.846	L1
No. 2	15	29	27	2	.931	L1
No. 3	13	23	20	3	.870	W14
No. 4	4	7	6	1	.857	W2
No. 5	9	21	16	5	.762	W3
No. 6	14	29	24	5	.828	L2
No. 7	15	32	27	5	.844	W10
No. 8	10	17	15	2	.882	W3
No. 9	8	13	12	1	.923	W5
No. 10	5	8	6	2	.750	W3
No. 11	10	16	15	1	.938	W4
No. 12	11	24	17	7	.708	W4
No. 13	6	5	5	2	.714	W2
No. 14	15	28	16	8	.667	L1
No. 15	10	21	17	4	.810	L1
No. 16	4	9	9	0	1.000	W9
No. 17	5	10	7	3	.700	W6
No. 18	8	12	11	1	.917	W10
No. 19	6	9	7	2	.778	W4
No. 20	6	11	7	4	.636	L1
No. 21	6	13	9	4	.692	W1
No. 22	4	3	2	1	.667	L1
No. 23	1	2	1	1	.500	W1
No. 24	1	2	2	0	1.000	W2
No. 25	6	10	7	3	.700	W7
Totals	209	397	323	74	.814	L1

in FINAL TOP 25 RANKINGS

Year	AP	Coaches
2022-23	2	6
2021-22	15	7
2020-21	6	3
2019-20	22	23
2018-19	11	12
2017-18	21	22
1983-84	5	5
1982-83	1	1
1977-78	–	16
1972-73	13	18
1970-71	14	18
1969-70	12	11
1967-68	1	1
1966-67	7	6
1965-66	–	14

YEAR-by-YEAR as a RANKED TEAM

Rk.	G	W	L	Pct.
1955-56	6	2	4	.333
1966-67	31	27	4	.871
1967-68	33	31	2	.939
1968-69	8	5	3	.625
1969-70	27	22	5	.815
1970-71	8	5	3	.625
1971-72	11	6	5	.545
1972-73	27	23	4	.852
1973-74	4	2	2	.500
1974-75	2	0	2	.000
1977-78	1	0	1	.000
1981-82	7	4	3	.571
1982-83	34	31	3	.912
1983-84	37	32	5	.865
1992-93	2	0	2	.000
2005-06	1	0	1	.000
2017-18	9	6	3	.667
2018-19	29	25	4	.862
2019-20	13	9	4	.692
2020-21	32	28	4	.875
2021-22	38	32	6	.842
2022-23	37	33	4	.892
Totals	397	323	74	.814

HOUSTON vs. a RANKED TEAM

Rk.	G	W	L	Pct.	Stk.
No. 1	12	2	10	.167	L5
No. 2	14	5	9	.357	W2
No. 3	11	2	9	.222	L1
No. 4	14	3	11	.214	L5
No. 5	16	4	12	.250	W1
No. 6	5	2	3	.400	L2
No. 7	16	5	11	.313	L2
No. 8	13	3	10	.231	L5
No. 9	14	5	9	.357	L5
No. 10	13	5	8	.385	L4
No. 11	14	7	7	.500	L1
No. 12	18	6	12	.333	W1
No. 13	8	5	3	.625	L3
No. 14	13	1	12	.077	W1
No. 15	9	3	6	.333	W1
No. 16	14	1	13	.071	L5
No. 17	13	5	8	.385	W2
No. 18	11	2	9	.182	W1
No. 19	11	5	4	.556	W1
No. 20	9	3	5	.375	W1
No. 21	8	3	4	.429	W2
No. 22	2	1	1	.500	L1
No. 23	2	0	2	.000	L2
No. 24	4	1	3	.250	L3
No. 25	9	5	4	.556	W1
Totals	269	84	185	.312	L1

WEEKLY APPEARANCE STREAKS

Rk.	Polls	Dates
1.	64	Jan. 20, 2020 – present
2.	35	Nov. 27, 1967 – Dec. 22, 1969
3.	34	Nov. 21, 1983 – March 13, 1984
4.	18	Nov. 21, 1973 – Dec. 9, 1974
5.	15	Dec. 10, 2018 – March 19, 2019
6.	14	Dec. 15, 1970 – Dec. 1, 1971
7.	6	Feb. 1, 1971 – Dec. 5, 1972
8.	5	Dec. 21, 1981 – Jan. 24, 1982
9.	4	Feb. 19 – March 13, 2018
		Feb. 13, – March 6, 1956
11.	3	Feb. 21 – March 7, 1972
t12.	2	March 1-14, 1971
		Feb. 1-14, 1971
14.	1	Dec. 12 – 18, 2006
		Jan. 25-31, 1993
		March 6-12, 1978
		Dec. 2-8, 1975
		1970

WEEK-by-WEEK in NATIONAL POLLS (AP/Coaches)

Season	Pre	1	2	3	4	5	6	7	8	9	10	11	12	13	14	15	16	17	18	19	20	21	Dates		
1955-56	–	–	–	–	–	–	–	–	–	–	–	18	14	18	17									Dec. 6 – March 6	
1966-67	7	5	9	8	6	5	4	3	3	6	5	7	7	7	7									Dec. 6 – March 7	
1967-68	2	2	2	2	2	2	2	2	1	1	1	1	1	1	1	1								Dec. 5 – March 12	
1968-69	8	6	12	20																				Dec. 3 – March 4	
1969-70	20	–	19	8	8	11	9	7	12	16	15	15	15	13	12									Dec. 9 – March 10	
1970-71	17	–	–	–	–	–	–	–	–	18	15	–	–	15	18	14								Dec. 8 – March 16	
1971-72	7	12	20											16	13	19								Dec. 7 – March 14	
1972-73	15	20	16	14	13	10	10	12	11	11	11	7	9	8	7	13								Dec. 5 – March 13	
1973-74	14	14																						Dec. 4 – March 27	
1974-75	–	20																						Dec. 3 – April 2	
1977-78	–	–	–	–	–	–	–	–	–	–	–	–	–	–	–	14								Nov. 29 – March 13	
1981-82	–	–	–	–	18	18	14	10	19	–	–	–	–	–	–	–								Dec. 1 – March 9	
1982-83	14	11	9	14	19	18	19	16	14	9	8	6	4	2	1	1	1							Nov. 30 – March 15	
1983-84	3	8	6	3	3	3	7	7	4	7	6	5	4	3	2	5	5							Nov. 29 – March 13	
1992-93	–	–	–	–	–	–	–	–	–	–	25	–	–	–	–	–	–							Nov. 23 – March 15	
2005-06	–	–	–	–	–	25	–	–	–	–	–	–	–	–	–	–	–							Nov. 15 – March 14	
2017-18	–	–	–	–	rv/rv	–	–	–	–	–	rv/	rv/rv	rv/rv	rv/rv	23/23	25/rv	21/19	21/19	21/22					Feb. 19 – April 2	
2018-19	–	–	–	–	rv/rv	rv/rv	24/22	21/20	22/19	19/17	17/15	21/17	17/17	13/13	12/12	9/9	9/8	8/6	12/12	11/10	11/9	11/12		Dec. 10 – April 9	
2019-20	rv/rv	–	–	–	–	–	–	–	–	–	rv/rv	rv/rv	25/24	21/20	25/25	20/19	22/22	25/rv	21/21	22/21	22/23			Jan. 20 – March 18	
2020-21	17/18	10/t18	7/8	6/8	6/7	5/5	11/11	11/11	8/8	6/6	5/5	8/7	6/t5	12/10	9/7	7/7	6/6	6/3							Nov. 1 – April 6
2021-22	15/14	15/14	12/11	15/14	14/13	14/13	13/14	12/14	12/14	11/11	10/10	t/9	6/9	6/7	14/15	14/15	t14/14	18/18	15/15	15/7				Nov. 5 – April 6	
2022-23	3/3	3/3	2/2	1/1	1/1	5/4	3/3	3/3	2/2	1/1	1/1	3/3	3/3	2/2	2/2	1/1	1/1	1/1	2/1	2/1	2/6				Oct. 25 – April 4



STARTING LINEUPS

1946

Pos.	Player	Ht.	Cl.	G	PPG
F	Charlie Carpenter	5-11	So.	14	5.2
F	Willie Wells	6-3	Jr.	14	9.5
C	Guy V. Lewis	6-3	So.	14	21.2
G	Louis Brown	5-11	Fr.	12	6.7
G	Simon Wiederman	5-10	Sr.	11	2.1

1946-47

F	Guy V. Lewis	6-3	Jr.	22	19.7
F	Willie Wells	6-3	Sr.	18	10.2
C	Charles Reyner	6-8	Jr.	21	7.1
G	Louis Brown	6-0	So.	23	9.8
G	Charles Carpenter	5-11	So.	21	3.0
G	Billy Joe Steakley	6-2	Fr.	11	7.1

1947-48

F	Richard Berg	6-3	So.	21	8.8
F	Lloyd Hendrix	6-1	Fr.	16	4.4
C	Lynn Smith	6-4	Jr.	16	10.8
G	Billy Joe Steakley	6-2	So.	21	8.1
G	Louis Brown	6-0	Jr.	21	8.3

1948-49

F	Lloyd Hendrix	6-2	So.	22	12.0
F	Gilbert Luton	6-2	Fr.	22	7.3
C	Richard Berg	6-3	Jr.	22	11.8
G	Louis Brown	5-11	Sr.	22	10.6
G	Marvin Reichle	5-11	Jr.	22	4.6

1949-50

F	Lloyd Hendrix	6-1	Jr.	23	13.8
F	Richard Berg	6-3	Sr.	23	10.0
C	David Rodriguez	6-5	So.	23	9.4
G	Herb Richardson	6-3	Jr.	23	9.6
G	Marvin Reichle	6-0	Sr.	23	6.3

1950-51

F	Lloyd Hendrix	6-1	Sr.	28	13.3
F	Gil Luton	6-2	Jr.	28	4.9
C	Royce Ray	6-2	So.	28	13.0
G	Herb Richardson	6-3	Sr.	28	9.5
G	Alberto Pena	5-10	Jr.	28	4.6

1951-52

F	Royce Ray	6-2	Jr.	20	12.4
F	Bunky Bradford	6-3	Sr.	20	8.7
C	Elton Cotton	6-6	Jr.	21	8.7
G	Jack McNutt	5-10	Jr.	21	3.4
G	Jackie Bell	5-11	So.	20	5.8

1952-53

F	Dean Kittman	6-2	So.	21	9.1
F	Elton Cotton	6-6	Sr.	21	9.4
C	Gary Shivers	6-8	Jr.	22	8.6
G	Jack Mosher	5-11	Jr.	22	12.9
G	Jack McNutt	5-10	Sr.	22	5.1

1953-54

F	Jack Foster	6-2	So.	26	8.1	2.7
F	Jim Hatton	6-4	Jr.	26	7.3	6.8
C	Gary Shivers	6-9	Sr.	26	15.6	12.7
G	Jackie Bell	5-10	Jr.	25	9.0	3.9
G	Jack Mosher	5-11	Sr.	26	15.5	3.4

1954-55

Pos.	Player	Ht.	Cl.	G	PPG	RPG
F	Jack Foster	6-2	Jr.	25	14.1	5.1
F	Jim Hatton	6-4	Sr.	25	8.5	6.6
C	Don Boldebeck	7-0	Jr.	25	24.2	18.1
G	Jack Bell	5-11	Sr.	17	6.5	2.8
G	Jerry Pettiette	6-2	Sr.	25	6.4	2.7

1955-56

F	Art Helms	6-4	Sr.	26	12.8	9.9
F	Jack Foster	6-2	Sr.	26	9.7	5.0
C	Don Boldebeck	7-0	Sr.	26	21.4	15.8
G	Dan Dotson	6-3	Jr.	26	11.9	3.0
G	Lupe Lopez	5-10	Sr.	26	9.2	2.5

1956-57

F	Dean Evans	6-3	Sr.	25	8.9	5.0
F	Russell Boone	6-5	Jr.	26	13.6	8.4
C	Ray Pappoprsty	6-7	So.	25	10.7	7.4
G	Andy McEveen	6-0	Sr.	25	7.3	2.6
G	Dan Dotson	6-3	Sr.	25	15.3	3.0

1957-58

F	Russell Boone	6-5	Sr.	25	16.6	9.4
F	Eddie Erickson	6-8	Jr.	25	9.7	5.9
G	Bill Tuffli	6-1	Jr.	25	15.1	3.4
G	Bernie Kapner	6-0	Jr.	25	9.2	2.8
G	Larry Byrd	6-2	Sr.	25	8.1	2.9

1958-59

F	Ted Luckenbill	6-6	So.	26	15.4	9.8
F	Gary Phillips	6-3	So.	26	16.8	5.2
C	Ed Erickson	6-8	Sr.	15	8.9	6.6
G	Bernie Kapner	6-1	Sr.	14	8.6	2.6
G	Bill Tuffli	6-1	Sr.	22	8.5	2.7

1959-60

F	Ted Luckenbill	6-6	Jr.	18	16.1	9.3
F	Pete Markle	6-3	Sr.	25	8.2	2.7
C	Bill Hathaway	6-11	Sr.	24	6.0	5.5
G	Gary Phillips	6-3	Jr.	25	20.5	6.3
G	Richard Molchany	6-3	Jr.	25	4.6	3.6

1960-61

F	Richard Molchany	6-3	Sr.	15	2.0	1.3
F	Tommy Thomson	6-4	Jr.	26	11.2	5.5
C	Ted Luckenbill	6-6	Sr.	28	18.0	10.0
G	Gary Phillips	6-3	Sr.	28	17.9	6.1
G	Jack Thompson	5-11	Jr.	28	8.3	1.5

1961-62

F	Don Schverak	6-4	Jr.	27	15.5	7.4
F	Folly Malone	6-5	Jr.	27	9.6	6.4
C	Lyle Harger	6-7	Jr.	27	15.9	10.6
G	Jack Thompson	5-11	Sr.	27	9.6	2.1
G	Bob Pollan	6-1	Sr.	27	5.0	2.1

1962-63

F	Don Schverak	6-4	Sr.	26	14.7	7.8
F	Tom Thomson	6-4	Sr.	26	7.3	2.1
C	Lyle Harger	6-7	Sr.	26	21.5	13.8
G	Chet Oliver	5-11	Jr.	26	5.7	2.1
G	Folly Malone	6-5	Sr.	20	14.3	7.2

1963-64

Pos.	Player	Ht.	Cl.	G	PPG	RPG
F	Don Schverak	6-4	Sr.	18	13.2	7.8
F	Denny Neumann	6-5	So.	26	7.7	3.3
C	Jim Jones	6-5	Jr.	24	8.2	6.2
G	Chet Oliver	5-11	Sr.	26	10.9	2.7
G	Jack Margenthaler	6-1	Jr.	26	10.5	2.5

1964-65

F	Jim Jones	6-5	Sr.	28	10.1	7.4
F	Leary Lentz	6-6	So.	29	8.4	8.6
G	Wayne Ballard	6-2	Jr.	28	13.3	3.7
G	Jack Margenthaler	6-1	Sr.	29	10.2	2.8
G	Joe Hamood	5-11	Jr.	29	17.3	3.7

1965-66

F	Wayne Ballard	6-2	Sr.	29	11.7	3.2
F	Leary Lentz	6-6	Jr.	29	9.1	8.1
C	Elvin Hayes	6-8	So.	29	27.2	16.9
G	Joe Hamood	5-11	Sr.	29	20.0	3.2
G	Don Chaney	6-5	So.	26	8.8	4.8

1966-67

F	Elvin Hayes	6-8	Jr.	31	28.4	15.7
F	Melvin Bell	6-7	So.	31	12.8	9.1
C	Leary Lentz	6-6	Sr.	31	7.9	8.1
C	Don Kruse	6-8	Sr.	31	5.5	4.2
G	Don Chaney	6-5	Jr.	31	15.3	5.2
G	Gary Grider	6-1	Sr.	31	8.1	3.1

1967-68

F	Elvin Hayes	6-8	Sr.	33	36.8	18.9
F	Theodis Lee	6-7	Jr.	33	13.9	7.9
C	Ken Spain	6-9	Jr.	33	14.2	12.8
G	Don Chaney	6-5	Sr.	33	13.0	5.8
G	George Reynolds	6-4	Jr.	28	10.0	4.9

1968-69

F	Ollie Taylor	6-2	Jr.	26	19.2	9.0
F	Melvin Bell	6-7	Jr.	23	2.9	2.8
C	Ken Spain	6-9	Sr.	26	14.8	11.6
G	Theodis Lee	6-8	Sr.	26	14.2	8.0
G	George Reynolds	6-4	Sr.	26	13.0	5.4

1969-70

F	Ollie Taylor	6-2	Sr.	30	24.4	11.5
F	Dwight Davis	6-7	So.	28	17.9	10.3
C	Jeff Hickman	6-4	So.	30	12.3	4.6
G	Tom Gribben	6-2	Sr.	30	10.0	4.2
G	Poo Welch	6-3	Jr.	30	13.3	3.3

1970-71

F	Dwight Davis	6-7	Jr.	29	20.3	12.5
F	Steve Newsome	6-7	So.	29	10.7	8.6
C	Bob Hall	6-9	Jr.	26	7.8	8.5
C	Gene Bodden	6-9	So.	23	4.9	4.1
G	Poo Welch	6-3	Sr.	29	19.3	3.4

1971-72

F	Steve Newsome	6-7	Jr.	27	13.3	10.4
F	Dwight Davis	6-7	Sr.	27	24.4	11.7
C	Dwight Jones	6-10	So.	27	16.5	13.3
G	Donnell Hayes	6-2	So.	27	10.0	2.5
G	Jerry Bonney	6-4	Jr.	27	9.4	2.6



STARTING LINEUPS

1972-73

Pos.	Player	Ht.	Cl.	G	PPG	RPG
F	Steve Newsome	6-8	Sr.	27	15.6	8.3
F	Louis Dunbar	6-9	So.	27	21.1	5.3
C	Dwight Jones	6-10	Jr.	27	18.7	14.1
G	Jerry Bonney	6-4	Sr.	25	9.4	2.0
G	Donnell Hayes	6-2	Jr.	26	5.8	1.4

1973-74

F	Louis Dunbar	6-9	Jr.	26	21.7	8.5
F	Sidney Edwards	6-9	Sr.	26	15.2	9.9
C	Maurice Presley	6-10	Jr.	26	14.2	10.4
G	Otis Birdsong	6-3	Fr.	26	14.3	4.2
G	Donnell Hayes	6-2	Sr.	26	9.5	2.1

1974-75

F	Louis Dunbar	6-9	Sr.	26	24.3	9.3
F	David Marrs	6-8	Jr.	26	9.5	7.0
C	Maurice Presley	6-10	Sr.	26	13.9	10.7
G	Otis Birdsong	6-2	So.	26	24.6	4.7
G	Tony Smith	6-2	Fr.	23	7.6	1.3
G	Ed Riska	6-2	Sr.	26	5.1	1.1

1975-76

F	Charles Thompson	6-7	So.	28	10.0	7.2
F	David Marrs	6-8	Sr.	28	18.2	10.3
C	Al Winder	6-10	Fr.	28	7.1	4.6
G	Cecil Rose	6-5	So.	22	11.7	3.7
G	Otis Birdsong	6-4	Jr.	28	26.1	6.3

1976-77

F	Charles Thompson	6-7	Jr.	37	13.2	7.0
F	Cecil Rose	6-5	Jr.	37	8.8	3.2
C	Mike Schultz	6-9	Jr.	37	10.7	9.8
G	Otis Birdsong	6-4	Sr.	36	30.3	4.4
G	Mark Trammel	6-0	Jr.	35	6.2	1.1

1977-78

F	Charles Thompson	6-7	Sr.	33	17.1	8.4
C	Mike Schultz	6-9	Sr.	32	13.2	10.2
G	Cecil Rose	6-5	Sr.	33	17.6	3.7
G	Kenneth Williams	6-1	So.	31	10.5	2.3
G	Ken Ciolli	6-0	Jr.	33	4.3	2.5

1978-79

F	George Walker	6-5	Sr.	31	14.5	9.3
F	Victor Ewing	6-6	Jr.	29	14.5	5.7
C	Leonard Mitchell	6-7	So.	21	5.4	5.6
G	Kenneth Williams	6-1	Jr.	31	19.6	2.9
G	Ken Ciolli	6-0	Sr.	31	6.0	2.8

1979-80

F	Larry Rogers	6-6	So.	28	12.1	6.0
F	Victor Ewing	6-6	Sr.	28	8.3	3.0
C	Larry Micheaux	6-9	Fr.	27	5.7	4.3
G	Rob Williams	6-2	Fr.	28	16.3	2.6
G	Kenneth Williams	6-1	Sr.	28	13.9	2.6

1980-81

F	Clyde Drexler	6-6	Fr.	30	11.9	10.5
F	Michael Young	6-6	Fr.	30	12.0	6.3
C	Larry Micheaux	6-9	So.	29	10.1	6.6
G	Lynden Rose	6-3	Jr.	29	6.2	1.2
G	Rob Williams	6-2	So.	30	25.0	2.8

1981-82

F	Clyde Drexler	6-6	So.	32	15.2	10.5
F	Michael Young	6-6	So.	33	10.9	5.4
C	Larry Micheaux	6-9	Jr.	33	12.4	7.6
G	Lynden Rose	6-3	Sr.	33	8.6	1.5
G	Rob Williams	6-2	Jr.	33	21.1	2.1

1982-83

F	Clyde Drexler	6-6	Jr.	34	15.9	8.8
F	Larry Micheaux	6-9	Sr.	34	13.8	6.8
C	Hakeem Olajuwon	7-0	So.	34	13.9	11.4
G	Michael Young	6-7	Jr.	34	17.3	5.7
G	Alvin Franklin	6-2	Fr.	30	4.8	0.7

1983-84

F	Rickie Winslow	6-8	Fr.	37	8.5	5.5
F	Michael Young	6-7	Sr.	37	19.8	6.2
C	Hakeem Olajuwon	7-0	Jr.	37	16.8	13.5
G	Alvin Franklin	6-2	So.	37	12.4	1.5
G	Reid Gettys	6-7	Jr.	37	4.6	1.8

1984-85

F	Rickie Winslow	6-8	So.	30	14.2	8.8
C	Greg Anderson	6-9	So.	30	15.4	8.1
G	Reid Gettys	6-7	Sr.	30	4.0	2.5
G	Alvin Franklin	6-2	Jr.	30	16.9	1.9
G	Eric Dickens	6-1	Sr.	30	13.0	2.4

1985-86

F	Rickie Winslow	6-8	Jr.	27	15.6	10.4
F	Renaldo Thomas	6-2	Sr.	26	9.1	3.4
C	Greg Anderson	6-9	Jr.	28	19.1	12.9
G	Alvin Franklin	6-2	Sr.	28	20.5	2.2
G	Gerry McGee	6-1	Fr.	26	5.0	1.3

1986-87

F	Rickie Winslow	6-8	Sr.	30	12.8	7.4
F	Greg Anderson	6-9	Sr.	30	18.2	10.6
C	Rolando Ferreira	7-0	Jr.	30	9.8	5.6
G	Darrell McArthur	6-3	Fr.	30	5.0	1.6
G	Tim Hobby	6-2	So.	30	7.0	1.2

1987-88

F	Richard Hollis	6-5	Jr.	31	17.0	6.3
F	Craig Upchurch	6-8	Fr.	31	12.1	5.3
C	Rolando Ferreira	7-0	Sr.	31	15.1	6.8
G	Randy Brown	6-3	So.	29	7.0	2.9
G	Horace Chaney	6-2	Jr.	30	11.0	2.8

1988-89

F	Richard Hollis	6-5	Sr.	31	17.1	8.4
F	Craig Upchurch	6-8	So.	31	18.8	6.5
C	Roger Fernandes	6-9	So.	31	6.2	4.0
G	Derrick Daniels	6-3	Fr.	31	5.9	2.4
G	Chris Morris	6-5	Jr.	31	8.4	2.7
G	Horace Chaney	6-2	Sr.	31	12.0	2.3

1989-90

F	Chris Morris	6-5	Sr.	33	8.6	3.5
F	Craig Upchurch	6-8	Jr.	33	13.1	7.0
C	Carl Herrera	6-9	Jr.	33	16.7	9.6
G	Derrick Daniels	6-2	So.	33	9.5	2.5
G	Byron Smith	6-2	Jr.	33	16.3	3.0

1990-91

F	Darrell Mickens	6-5	Sr.	29	11.6	8.5
F	Derrick Smith	6-5	So.	29	12.3	5.1
C	Alvaro Teheran	7-1	Sr.	29	14.3	8.4
G	Derrick Daniels	6-2	Jr.	29	10.8	3.0
G	Byron Smith	6-2	Sr.	29	17.7	2.5

1991-92

F	Sam Mack	6-7	Sr.	31	17.5	5.8
F	Craig Upchurch	6-8	Sr.	31	15.7	6.5
C	Charles Outlaw	6-8	Jr.	31	11.9	8.2
G	Derrick Daniels	6-2	Sr.	31	9.0	1.5
G	David Diaz	6-6	Jr.	31	6.7	2.7

1992-93

F	Derrick Smith	6-5	Sr.	30	10.5	5.2
F	Jessie Drain	6-7	So.	30	10.8	4.2
C	Charles Outlaw	6-8	Sr.	30	16.2	10.0
G	David Diaz	6-7	Sr.	30	17.2	4.4
G	Anthony Goldwire	6-1	Jr.	30	14.2	3.1

1993-94

F	Tim Moore	6-7	So.	21	17.7	8.5
F	Jessie Drain	6-7	Jr.	26	11.4	5.5
C	Rafael Carrasco	6-9	Sr.	27	7.7	6.4
G	Anthony Goldwire	6-1	Sr.	27	17.1	3.7
G	Willie Byrd	6-5	Fr.	25	6.3	2.1

1994-95

F	Tim Moore	6-8	Jr.	28	20.1	10.6
F	Kirk Ford	6-7	Jr.	27	12.7	5.3
F	Jessie Drain	6-7	Sr.	28	9.4	4.7
G	Damon Jones	6-3	Fr.	27	10.3	3.4
G	Tommie Davis	5-8	Fr.	28	6.5	3.3

1995-96

F	Tim Moore	6-8	Sr.	28	20.1	10.6
F	Kirk Ford	6-7	Sr.	27	12.7	5.3
C	Anthony Knox	6-8	Jr.	27	5.5	4.6
G	Damon Jones	6-3	So.	27	10.3	3.4
G	Lonzell Gowdy	6-3	Jr.	21	6.3	3.4

1996-97

F	Galen Robinson	6-8	Jr.	27	17.0	9.0
F	Kenya Capers	6-5	Sr.	19	12.7	5.1
F	Willie Byrd	6-5	Sr.	26	9.8	4.6
C	Anthony Knox	6-8	Sr.	27	7.6	5.4
G	Damon Jones	6-3	Jr.	27	16.4	4.4
G	Shamahn McBride	6-0	Jr.	27	8.1	2.3

1997-98

F	Galen Robinson	6-8	Sr.	29	13.8	8.0
F	Kenny Younger	6-9	So.	29	10.0	6.6
G	Chad Hendrick	6-5	Fr.	29	8.1	4.7
G	Shamahn McBride	6-0	Sr.	29	11.4	4.0
G	Treva Crosby	6-1	Fr.	29	6.6	1.4

1998-99

F	Kenny Younger	6-9	Jr.	27	15.7	7.8
C	W. Stringfellow	6-9	Jr.	27	7.3	9.6
G	Gee Gervin	6-2	Jr.	27	20.6	4.2
G	Chad Hendrick	6-5	So.	25	6.2	2.8
G	Treva Crosby	6-1	So.	25	5.0	0.7

STARTING LINEUPS

1999-00

Pos.	Player	Ht.	Cl.	G	PPG	RPG
F	Kenny Younger	6-9	Sr.	31	13.5	7.3
F	George Williams	6-8	Fr.	31	14.3	8.5
G	Gee Gervin	6-2	Sr.	31	18.0	3.6
G	Chad Hendrick	6-5	Jr.	31	8.5	2.8
G	Bernard Smith	6-3	So.	24	3.6	3.0

2000-01

F	George Williams	6-8	So.	27	13.5	7.3
F	Patrick Okafor	6-8	Jr.	28	10.7	8.6
C	Alton Ford	6-9	Fr.	26	10.8	5.9
G	Dominic Smith	5-10	Jr.	29	12.6	2.7
G	Marcus Oliver	6-3	So.	29	5.9	3.2

2001-02

F	George Williams	6-8	Jr.	32	10.2	7.3
F	Louis Truscott	6-7	Jr.	32	13.4	9.3
C	Patrick Okafor	6-8	Sr.	33	12.8	6.3
G	Dominic Smith	5-10	Jr.	31	15.1	2.8
G	Kevin Gaines	6-4	So.	21	10.0	3.5
G	Marcus Oliver	6-3	Jr.	32	6.6	2.0

2002-03

F	Louis Truscott	6-7	Sr.	28	15.3	11.3
C	Jeremee McGuire	6-11	Sr.	28	7.0	6.0
G	Andre Owens	6-4	So.	28	13.9	5.1
G	Cedrick Hensley	6-4	Fr.	28	5.8	3.9
G	Bryan Shelton	6-3	So.	28	4.8	2.0

2003-04

F	Ramon Dyer	6-7	So.	26	3.1	4.2
C	Anwar Ferguson	7-0	Sr.	27	7.5	7.4
G	Lanny Smith	6-3	Fr.	27	8.4	2.1
G	Marcus Oliver	6-3	Sr.	27	10.1	3.0
G	Andre Owens	6-4	So.	28	13.9	5.1

2004-05

F	Ramon Dyer	6-7	Jr.	32	9.8	5.8
C	Sergio de Randamie	6-7	Jr.	26	1.3	1.9
G	Lanny Smith	6-3	Fr.	27	14.7	2.4
G	Brian Latham	6-1	Jr.	32	8.3	3.3
G	Andre Owens	6-4	So.	32	18.3	4.8

2005-06

F	Ramon Dyer	6-7	Jr.	31	12.1	6.1
F	Jahmar Thorpe	6-6	Jr.	31	9.2	4.7
G	Lanny Smith	6-3	Fr.	30	12.1	2.6
G	Brian Latham	6-1	Jr.	31	7.2	3.4
G	Oliver Lafayette	6-2	Jr.	31	15.7	4.1

2006-07

F	Dion Dowell	6-7	Jr.	27	11.1	5.8
F	Jahmar Thorpe	6-6	Sr.	33	10.9	6.1
G	Robert McKiver	6-3	Jr.	33	19.2	3.2
G	Oliver Lafayette	6-2	Sr.	33	14.3	5.9
G	Marcus Malone	6-5	Jr.	30	7.2	2.5

2007-08

F	Dion Dowell	6-7	Sr.	34	10.9	6.8
F	Tafari Toney	6-8	Sr.	34	6.8	6.3
G	Lanny Smith	6-3	Sr.	29	5.5	1.5
G	Robert McKiver	6-3	Sr.	34	23.6	3.9
G	Kelvin Lewis	6-4	So.	32	10.2	3.9

2008-09

F	Qárraan Calhoun	6-8	Jr.	33	10.2	5.3
C	Marcus Cousin	6-11	Sr.	33	10.9	8.4
G	Desmond Wade	5-8	Fr.	33	4.8	1.8
G	or Zamal Nixon	6-1	So.	30	5.7	1.0
G	Aubrey Coleman	6-4	Jr.	32	19.4	8.2
G	Kelvin Lewis	6-4	Jr.	33	18.0	3.3

2009-10

F	Maurice McNeil	6-9	Jr.	33	8.1	7.4
F	Kendrick Washington	6-7	Fr.	31	4.2	4.1
G	or Sean Coleman	6-8	Sr.	31	3.8	1.8
G	Desmond Wade	5-8	So.	35	5.7	1.9
G	Aubrey Coleman	6-4	Sr.	35	25.6	7.4
G	Kelvin Lewis	6-4	Sr.	35	15.5	4.0

2010-11

F	Alandise Harris	6-6	Fr.	27	9.4	5.4
G	or Kirk Van Slyke	6-9	So.	29	6.4	3.0
F	Maurice McNeil	6-9	Sr.	29	13.3	7.6
G	Zamal Nixon	6-1	Sr.	30	10.3	2.6
G	Darian Thibodeaux	6-3	Jr.	30	8.3	2.9
G	Adam Brown	6-4	Sr.	27	12.6	4.1

2011-12

F	Alandise Harris	6-6	So.	30	13.3	6.4
F	TaShawn Thomas	5-8	Fr.	30	10.7	8.2
G	J.J. Thompson	6-0	Fr.	30	5.8	1.7
G	or Joseph Young	6-3	r-Fr.	30	11.3	3.6
G	Darian Thibodeaux	6-3	Sr.	30	5.8	2.9
G	Jonathon Simmons	6-6	Jr.	30	14.7	5.0

2012-13

F	Danuel House	6-7	Fr.	33	12.4	4.9
F	TaShawn Thomas	6-8	So.	33	16.9	9.8
F	Leon Gibson	6-9	Sr.	32	6.3	5.6
G	or Mikhail McLean	6-8	r-So.	26	2.4	2.6
G	J.J. Thompson	6-0	So.	29	6.0	1.1
G	or Tione Womack	6-1	Jr.	33	2.7	1.8
G	Joseph Young	6-3	r-So.	32	18.0	3.5

2013-14

F	Mikhail McLean	6-8	r-Jr.	28	2.6	1.8
F	TaShawn Thomas	6-8	Jr.	33	15.4	8.1
G	L.J. Rose	6-4	So.	28	8.9	2.5
G	Brandon Morris	6-0	Sr.	33	6.3	2.1
G	Danuel House	6-7	So.	24	13.6	5.3
G	or LeRon Barnes	6-6	r-So.	30	3.2	2.5

2014-15

F	Devonta Pollard	6-8	Jr.	32	11.4	6.41
F	Danrad Knowles	6-10	r-So.	32	9.9	5.6
G	L.J. Rose	6-3	Jr.	19	9.8	2.5
G	Jherrod Stiggers	6-4	Jr.	31	14.2	3.6
G	LeRon Barnes	6-5	r-Jr.	32	7.4	6.44

2015-16

F	Devonta Pollard	6-8	Sr.	32	14.0	5.7
C	Kyle Meyer	6-10	Jr.	32	2.4	2.7
G	Galen Robinson, Jr.	6-0	Fr.	32	7.9	2.4
G	LeRon Barnes	6-5	Sr.	29	6.1	5.2
G	Damyean Dotson	6-5	Jr.	32	13.9	6.8

2016-17

F	Devin Davis	6-7	r-Jr.	20	8.3	5.3
G	or Danrad Knowles	6-10	Sr.	31	7.5	3.7
C	Kyle Meyer	6-10	r-Sr.	32	2.3	3.6
G	Galen Robinson Jr.	6-1	So.	32	6.5	3.3
G	Rob Gray	6-2	Jr.	31	20.6	3.7
G	Damyean Dotson	6-5	r-Sr.	32	17.4	6.9

2017-18

F	Devin Davis	6-6	Sr.	35	10.9	6.3
F	Breaon Brady	6-8	Jr.	31	4.2	4.1
G	Galen Robinson Jr.	6-1	Jr.	32	5.4	3.9
G	Corey Davis Jr.	6-1	Jr.	30	13.1	3.1
G	Rob Gray	6-1	Sr.	34	19.3	3.7

2018-19

F	Breaon Brady	6-8	Sr.	37	6.0	4.0
F	Fabian White Jr.	6-7	So.	32	6.3	4.0
G	or Cedrick Alley Jr.	6-5	r-Fr.	37	4.6	2.9
G	Armoni Brooks	6-3	Jr.	37	13.4	6.3
G	Corey Davis Jr.	6-1	Sr.	37	17.0	3.3
G	Galen Robinson Jr.	6-1	Sr.	37	8.0	3.1

2019-20

F	Fabian White Jr.	6-7	Jr.	31	9.3	5.5
C	Chris Harris Jr.	6-10	Sr.	30	4.1	4.9
G	DeJon Jarreau	6-5	Jr.	30	9.0	4.3
G	or Marcus Sasser	6-1	Fr.	30	8.1	2.4
G	Quentin Grimes	6-5	So.	30	12.1	3.7
G	Nate Hinton	6-5	So.	31	10.6	8.7

2020-21

F	Justin Gorham	6-7	Sr.	31	8.4	8.6
F	Brison Gresham	6-8	Sr.	31	3.0	3.0
G	or Reggie Chaney	6-8	Jr.	32	4.7	2.8
G	DeJon Jarreau	6-5	Sr.	31	10.6	5.4
G	Marcus Sasser	6-1	So.	29	13.7	2.6
G	Quentin Grimes	6-5	Jr.	30	17.8	5.7

2021-22

F	Fabian White Jr.	6-8	Sr.	38	12.5	5.7
F	Josh Carlton	6-10	Sr.	38	11.6	6.2
G	Jamal Shead	6-1	So.	38	10.0	3.0
G	Kyler Edwards	6-4	Sr.	37	13.8	5.9
G	Taze Moore	6-5	Sr.	36	10.4	4.9

2022-23

F	Jarace Walker	6-8	Fr.	36	11.2	6.8
F	J'Wan Roberts	6-7	Jr.	37	10.0	7.7
G	Jamal Shead	6-1	Jr.	37	10.5	3.0
G	Marcus Sasser	6-2	Sr.	36	16.8	2.8
G	Tramon Mark	6-5	r-So.	37	10.1	4.9



REGULAR-SEASON TOURNAMENTS

REGULAR-SEASON TOURNAMENT TITLES (33)

Table listing 33 regular-season tournament titles from 2019 to 2021, including Southwest Showcase, Hawaiian Airlines Diamond Head Classic, Men Against Breast Cancer Cougar Cup, Gulf Coast Showcase, Disneyland Freedom Bowl Classic, Holiday Classic, Spindletop Classic, Kactus Classic, Kettle Classic, Sugar Bowl Classic, and Bluebonnet Classic.

Table listing 33 regular-season tournament titles from 1976 to 2019, including Bluebonnet Classic, Rainbow Classic, Holiday Classic, and Lion's Club Tournament.

REGULAR-SEASON TOURNAMENT MOST OUTSTANDING/VALUABLE PLAYERS (7)

Table listing 7 most outstanding/valuable players: Fabian White Jr., Corey Davis Jr., Damyean Dotson, Richard Hollis, Greg Anderson, Rob Williams, and Kenneth "Juice" Williams, with their positions and the tournaments they won.

Home games listed in bold

2021-22 (2-1)

Table for 2021-22 season: Maui Jim Maui Invitational (Michelob ULTRA Arena - Las Vegas) and Southwest Showcase Champions G1 - Fertitta Center - Houston.

2020-21 (2-0)

Table for 2020-21 season: Southwest Showcase Champions G2 - Dickies Arena - Fort Worth, Texas and 2019-20 (3-0) Hawaiian Airlines Diamond Head Classic Champions.

2019-20 (3-0)

Table for 2019-20 season: Diamond Head Classic Champions and 2018-19 (4-0) Men Against Breast Cancer Cougar Cup Champions.

2018-19 (4-0)

Table for 2018-19 season: Men Against Breast Cancer Cougar Cup Champions and 2017-18 (2-1) Paradise Jam.

2017-18 (2-1)

Table for 2017-18 season: Paradise Jam and 2016-17 (3-0) Gulf Coast Showcase Champions.

2016-17 (3-0)

Table for 2016-17 season: Gulf Coast Showcase Champions and 2015-16 (3-1) Global Sports Classic Regional Rounds.

2015-16 (3-1)

Table for 2015-16 season: Global Sports Classic Regional Rounds and 2014-15 (1-3) Continental Tire Las Vegas Classic Regional.

2014-15 (1-3)

Table for 2014-15 season: Continental Tire Las Vegas Classic Regional and 2013-14 (3-2) Dickies Shootout.

2013-14 (3-2)

Table for 2013-14 season: Dickies Shootout and 2012-13 (3-0) Progressive Legends Classic Regional.

2012-13 (3-0)

Table for 2012-13 season: Progressive Legends Classic Regional and 2011-12 (0-1) RAMADA All-College Classic.

2011-12 (0-1)

Table for 2011-12 season: RAMADA All-College Classic and 2010-09 (1-1) 2K Sports Classic.

2010-09 (1-1)

Table for 2010-09 season: 2K Sports Classic and 2009-08 (2-2) Guardians Classic.

2009-08 (2-2)

Table for 2009-08 season: Guardians Classic and 2008-07 (1-2) Outrigger Rainbow Classic.

2008-07 (1-2)

Table for 2008-07 season: Outrigger Rainbow Classic and 2007-08 (2-1) Puerto Rico Classic.

2007-08 (2-1)

Table for 2007-08 season: Puerto Rico Classic and 2006-07 (1-2) Stan Sheriff Center.

2006-07 (1-2)

Table for 2006-07 season: Stan Sheriff Center and 2005-04 (2-2) Guardians Classic.

2005-04 (2-2)

Table for 2005-04 season: Guardians Classic and 2004-05 (2-2) Guardians Classic.

2004-05 (2-2)

Table for 2004-05 season: Guardians Classic and 2003-02 (1-2) Maui Invitational.

2003-02 (1-2)

Table for 2003-02 season: Maui Invitational and 2002-01 (2-2) BCA Classic.

Table for 2008-09 (1-1) 2K Sports Classic benefiting Coaches vs. Cancer Cameron Indoor Stadium - Durham, N.C.

Table for 2007-08 (2-1) Puerto Rico Classic Coliseo de Puerto Rico - San Juan, P.R.

Table for 2006-07 (1-2) Outrigger Rainbow Classic Stan Sheriff Center - Honolulu

Table for 2004-05 (2-2) Guardians Classic (1-1) First and Second Rounds Paige Sports Arena - Columbia, Mo.

Table for 2001-02 (1-2) Maui Invitational Lahaina Civic Center - Lahaina, Maui

Table for 2000-01 (2-2) BCA Classic (1-1) Joel Coliseum - Winston-Salem, N.C.

Table for 2000-01 (2-2) Sun Classic (1-1) Don Haskins Center - El Paso, Texas

Table for 1999-00 (3-2) Top of the World Classic (2-1) - Fairbanks, Alaska

Table for 1999-00 (3-2) Hawkeye Challenge (1-1) Carver-Hawkeye Arena - Iowa City, Iowa

Table for 1999-00 (3-2) Nike Festival Special Events Arena - Honolulu

Table for 1996-97 (1-1) BYU Cougar Classic - Provo, Utah

Table for 1993-94 (1-1) Hawkeye Classic Carver-Hawkeye Arena - Iowa City, Iowa

Table for 1993-94 (1-1) 1996-97 (1-1) 1991-92 (2-0) Disneyland Freedom Bowl Classic Champions

Table for 1991-92 (2-0) 1991-92 (2-0) 1988-89 (1-2) Rainbow Classic

Table for 1988-89 (1-2) 1988-89 (1-2) 1986-87 (3-1) Kactus Classic Champions

Table for 1986-87 (3-1) 1986-87 (3-1) 1985-86 (1-1) Blade Classic

Table for 1985-86 (1-1) 1985-86 (1-1) 1984-85 (3-1) IPTAY Classic

Table for 1984-85 (3-1) 1984-85 (3-1) 1983-84 (3-1) Kettle Classic Champions

Table for 1990-91 (1-1) Tournament of Champions Charlotte Coliseum - Charlotte, N.C.

Table for 1989-90 (3-1) Preseason NIT (1-1)

Table for 1989-90 (3-1) Holiday Classic Champions (2-0) USF Sun Dome - Tampa, Fla.

Table for 1988-89 (1-2) Rainbow Classic Blaisdell Arena - Honolulu

Table for 1987-88 (2-0) Spindletop Classic Champions Montagne Center - Beaumont, Texas

Table for 1986-87 (3-1) Kactus Classic Champions (2-0) Tempe, Ariz.

Table for 1986-87 (3-1) Sugar Bowl Classic (1-1) Louisiana Superdome - New Orleans

Table for 1985-86 (1-1) Blade Classic Centennial Ohio - Toledo, Ohio

Table for 1985-86 (1-1) 1984-85 (3-1) IPTAY Classic (1-1) Littlejohn Coliseum - Clemson, S.C.

Table for 1984-85 (3-1) Kettle Classic Champions (2-0) Hofheinz Pavilion - Houston

Table for 1983-84 (3-1) Kettle Classic Champions (2-0) Hofheinz Pavilion - Houston

Table for 1983-84 (3-1) Kettle Classic Champions (2-0) Hofheinz Pavilion - Houston

Table for 1982-83 (3-1) Kettle Classic Champions (2-0) Hofheinz Pavilion - Houston

Table for 1982-83 (3-1) Kettle Classic Champions (2-0) Hofheinz Pavilion - Houston

Table for 1982-83 (3-1) Kettle Classic Champions (2-0) Hofheinz Pavilion - Houston

Table for 1982-83 (3-1) Kettle Classic Champions (2-0) Hofheinz Pavilion - Houston

Table for 1982-83 (3-1) Kettle Classic Champions (2-0) Hofheinz Pavilion - Houston

Table for 1982-83 (3-1) Kettle Classic Champions (2-0) Hofheinz Pavilion - Houston

RECORDS



REGULAR-SEASON TOURNAMENTS

1981-82 (4-0)
KETTLE CLASSIC CHAMPIONS (2-0)
Hofheinz Pavilion • Houston
 Dec. 18 W 96-49 Mississippi State
 Dec. 19 W 62-52 #6 Iowa
All-Tournament Team: Clyde Drexler

SUGAR BOWL CLASSIC CHAMPIONS (2-0)
Louisiana Superdome • New Orleans
 Dec. 28 W 59-58 vs. Purdue
 Dec. 29 W 73-69 vs. LSU

1980-81 (2-0)
KETTLE CLASSIC CHAMPIONS (2-0)
Hofheinz Pavilion • Houston
 Dec. 19 W 88-58 Army
 Dec. 20 W 70-61 Wyoming
Most Outstanding Player: Rob Williams
All-Tournament Team: Rob Williams, Clyde Drexler

1979-80 (3-3)
Cage Classic (1-1)
University Arena • Albuquerque, N.M.
 Dec. 15 W 83-80 (OT) at New Mexico
 Dec. 16 L 75-78 vs. #16 Georgetown

Bluebonnet Classic (1-1)
The Summit • Houston
 Dec. 21 W 99-89 Niagara
 Dec. 22 L 85-86 (OT) USC

Sun Carnival Tournament (1-1)
Special Events Center • El Paso, Texas
 Dec. 28 L 65-78 at UTEP
 Dec. 29 W 83-75 vs. Alabama

1978-79 (2-2)
BLUEBONNET CLASSIC CHAMPIONS (2-0)
The Summit • Houston
 Dec. 15 W 107-95 UT Rio Grande Valley
 Dec. 16 W 105-92 Louisiana-Lafayette
Most Valuable Player: Kenneth "Juice" Williams
All-Tournament Team: Kenneth "Juice" Williams

Pillsbury Classic (0-2)
Bloomington, Minn.
 Dec. 29 L 67-80 at Minnesota
 Dec. 30 L 77-84 vs. BYU

1977-78 (2-0)
BLUEBONNET CLASSIC CHAMPIONS (2-0)
Hofheinz Pavilion • Houston
 Dec. 16 W 100-75 Xavier
 Dec. 17 W 137-94 North Texas

1976-77 (4-1)
BLUEBONNET CLASSIC CHAMPIONS (2-0)
Hofheinz Pavilion • Houston
 Dec. 17 W 100-78 Nevada
 Dec. 18 W 77-62 UC Santa Barbara

Rainbow Classic (2-1)
Blaisdell Center • Honolulu
 Dec. 27 W 69-66 vs. Illinois
 Dec. 29 W 101-74 at Hawai'i
 Dec. 30 L 81-86 vs. #3 San Francisco

1975-76 (3-1)
Holiday Classic (1-1)
Las Vegas Convention Center • Las Vegas
 Dec. 29 L 92-116 at #12 UNLV
 Dec. 30 W 90-87 vs. #20 LaSalle
All-Tournament Team: Otis Birdsong

BLUEBONNET CLASSIC CHAMPIONS (2-0)
Hofheinz Pavilion • Houston
 Jan. 2 W 78-59 Houston Baptist
 Jan. 3 W 94-73 #19 San Francisco
All-Tournament Team: Otis Birdsong

1974-75 (2-2)
Sugar Bowl Classic (0-2)
Municipal Auditorium • New Orleans
 Dec. 29 L 88-105 vs. #7 Alabama
 Dec. 30 L 80-89 vs. Furman

BLUEBONNET CLASSIC CHAMPIONS (2-0)
Hofheinz Pavilion • Houston
 Jan. 3 W 105-96 Hawai'i
 Jan. 4 W 92-72 Texas A&M

1973-74 (4-1)
All-College Tournament (2-1) • Oklahoma City
 Dec. 26 W 85-66 vs. Virginia Tech
 Dec. 28 L 108-118 vs. Oral Roberts
 Dec. 29 W 95-84 vs. Rutgers

BLUEBONNET CLASSIC CHAMPIONS (2-0)
Houston
 Jan. 4 W 96-79 Denver
 Jan. 5 W 79-74 Florida State

1972-73 (3-1)
Sun Bowl Classic (1-1)
Memorial Gym • El Paso, Texas
 Dec. 28 L 72-75 vs. #15 Indiana
 Dec. 29 W 115-102 vs. SMU

BLUEBONNET CLASSIC CHAMPIONS (2-0)
Hofheinz Pavilion • Houston
 Jan. 5 W 130-84 West Texas A&M
 Jan. 6 W 114-85 Texas A&M

1971-72 (2-0)
BLUEBONNET CLASSIC CHAMPIONS
Houston Astrodome • Houston
 Dec. 27 W 100-66 LSU
 Dec. 28 W 106-73 Michigan State

1970-71 (4-2)
BLUEBONNET CLASSIC CHAMPIONS (2-0)
Hofheinz Pavilion • Houston
 Dec. 11 W 91-60 Tulane
 Dec. 12 W 81-68 #18 Oregon

Jayhawk Classic (1-1)
Allen Field House • Lawrence, Kan.
 Dec. 18 W 99-84 vs. #10 Villanova
 Dec. 19 L 73-89 at #12 Kansas
All-Tournament Team: Dwight Davis

Trojan Arena (1-1)
L.A. Sports Arena • Los Angeles
 Dec. 29 W 68-65 vs. #10 Tennessee
 Dec. 30 L 64-77 at #4 USC

1969-70 (3-1)
BLUEBONNET CLASSIC CHAMPIONS (2-0)
Hofheinz Pavilion • Houston
 Dec. 12 W 112-82 Nebraska
 Dec. 13 W 74-66 Kent State
All-Tournament Team: Dwight Davis, Ollie Taylor

UNLV Invitational (1-1) • Las Vegas
 Dec. 29 L 63-85 vs. Santa Clara
 Dec. 30 W 98-85 vs. UC Santa Barbara

1968-69 (4-2)
Cable Car Classic (1-1)
Civic Auditorium • San Francisco
 Dec. 13 L 50-75 vs. #16 Santa Clara
 Dec. 14 W 98-75 vs. BYU

BLUEBONNET CLASSIC CHAMPIONS (2-0)
Houston Astrodome • Houston
 Dec. 27 W 94-66 Portland
 Dec. 28 W 87-67 San Francisco

Sugar Bowl Classic (1-1) • New Orleans
 Dec. 30 L 87-95 (OT) vs. Iowa
 Dec. 31 W 87-66 vs. Western Kentucky

1967-68 (5-0)
BLUEBONNET CLASSIC CHAMPIONS (2-0)
Houston
 Dec. 13 W 86-61 George Washington
 Dec. 14 W 113-67 Montana State

RAINBOW CLASSIC CHAMPIONS (3-0)
Honolulu
 Dec. 28 W 69-52 vs. Bradley
 Dec. 29 W 77-65 vs. Marquette
 Dec. 30 W 45-43 vs. North Texas

1966-67 (4-0)
BLUEBONNET CLASSIC CHAMPIONS (2-0)
Rice Gym • Houston
 Dec. 14 W 97-66 Centenary
 Dec. 15 W 111-65 Idaho State

HOLIDAY TOURNAMENT CHAMPIONS (2-0)
Jonesboro, Ark.
 Dec. 28 W 85-73 vs. Kent State
 Dec. 29 W 68-58 at Arkansas State

1965-66 (3-1)
BLUEBONNET CLASSIC CHAMPIONS (2-0)
Houston
 Dec. 15 W 111-87 LSU
 Dec. 16 W 90-85 Texas A&M

Sugar Bowl Classic (1-1)
Loyola Field House • New Orleans
 Dec. 29 L 68-69 vs. Maryland
 Dec. 30 W 89-76 vs. Auburn

1964-65 (3-1)
BLUEBONNET CLASSIC CHAMPIONS (2-0)
Rice Gym • Houston
 Dec. 16 W 50-48 Auburn
 Dec. 17 W 59-49 Texas A&M

Motor City Classic (1-1)
U-D Memorial Building • Detroit
 Dec. 28 L 57-59 vs. Penn State
 Dec. 29 W 84-81 vs. Valparaiso

1963-64 (4-1)
BLUEBONNET CLASSIC CHAMPIONS (2-0)
Sam Houston Coliseum • Houston
 Dec. 19 W 69-61 Mississippi State
 Dec. 20 W 72-62 Oklahoma City
All-Tournament Team: Donnie Schverak, Chet Oliver

All-College Tournament (2-1) • Oklahoma City
 Dec. 26 L 72-75 (OT) vs. Wyoming
 Dec. 27 W 76-61 vs. Idaho
 Dec. 28 W 56-55 vs. Montana State

1962-63 (1-3)
Holiday Classic (0-2)
Sam Houston Coliseum • Houston
 Dec. 21 L 88-90 (4OT) Michigan
 Dec. 22 L 73-74 LSU

Sugar Bowl Classic (1-2) • New Orleans
 Dec. 28 W 79-76 (OT) vs. #10 Mississippi State
 Dec. 29 L 69-71 (OT) vs. Auburn

1961-62 (6-2)
City of Roses Tournament (1-1)
Memorial Coliseum • Portland, Ore.
 Dec. 15 L 63-66 vs. #10 Seattle
 Dec. 16 W 67-55 vs. Portland

LION'S CLUB TOURNAMENT CHAMPIONS (2-0)
Houston
 Dec. 22 W 91-65 UCLA
 Dec. 23 W 54-49 Auburn

All-College Tournament (2-1) • Oklahoma City
 Dec. 26 W 82-76 vs. TCU
 Dec. 28 W 51-46 vs. Utah State
 Dec. 29 L 45-47 vs. Bowling Green

1960-61 (3-2)
Lion's Club Tournament (1-1)
Sam Houston Coliseum • Houston
 Dec. 15 L 51-55 Oklahoma
 Dec. 16 W 56-54 Oklahoma State

All-College Tournament (2-1) • Oklahoma City
 Dec. 28 L 68-71 vs. #18 Wichita State
 Dec. 29 W 85-72 vs. TCU
 Dec. 30 W 86-82 at Oklahoma City

1956-57 (1-1)
Sugar Bowl Classic • New Orleans
 Dec. 28 W 76-68 vs. Alabama
 Dec. 29 L 76-111 vs. #3 Kentucky

1955-56 (1-1)
Birmingham Classic • Birmingham, Ala.
 Dec. 9 L 80-84 vs. Valparaiso
 Dec. 10 W 101-58 vs. TCU

1954-55 (1-2)
All-College Tournament • Oklahoma City
 Dec. 20 L 65-72 at Oklahoma City
 Dec. 21 L 87-91 vs. #17 Wichita State
 Dec. 22 W 57-48 vs. Oklahoma State

1953-54 (1-2)
Kentucky Intercollegiate • Lexington, Ky.
 Dec. 29 L 61-91 vs. #7 Western Kentucky
 Dec. 29 W 81-60 vs. Siena
 Dec. 30 L 66-73 vs. Villanova

HISTORY by TOURNAMENTS			
Tournament	W	L	Pct.
2K Sports Classic benefiting Coaches vs. Cancer	1	1	.500
All-College Tournament	9	7	.563
BCA Classic	1	1	.500
Birmingham Classic	1	1	.500
Blade Classic	1	1	.500
Bluebonnet Classic	33	1	.971
BYU Cougar Classic	1	1	.500
Cable Car Classic	1	1	.500
Cage Classic	1	1	.500
Cars/Safeway			
Great Alaska Shootout	2	1	.667
Chaminade Classic	1	1	.500
City of Roses Tournament	1	1	.500
Hawaiian Airlines Diamond Head Classic	3	0	1.000
Disneyland Freedom Bowl Classic	2	0	.500
Global Sports Classic	3	1	.750
Guardians Classic	2	2	.500
Gulf Coast Showcase	3	0	1.000
Hawkeye Challenge	2	2	.500
Holiday Classic (Houston)	0	2	.000
Holiday Classic (Tampa)	2	0	1.000
Holiday Classic (Las Vegas)	1	1	.500
Holiday Tournament	2	0	1.000
Houston Intercollegiate	0	2	.000
IPTAY Classic	1	1	.500
Jayhawk Classic	1	1	.500
Kactus Classic	2	0	1.000
Kentucky Intercollegiate	1	2	.333
Kettle Classic	10	0	1.000
Las Vegas Classic	1	3	.250
Legends Classic	2	2	.500
Lion's Club Tournament	3	1	.750
Maui Invitational	3	3	.500
Men Against Breast Cancer Cougar Cup	4	0	1.000
Motor City Classic	1	1	.500
Nike Festival	0	2	.000
Outrigger Rainbow Classic	1	2	.333
Paradise Jam	2	1	.667
Pillsbury Classic	0	2	.000
Preseason NIT	1	1	.500
Puerto Rico Classic	2	1	.667
Rainbow Classic	6	3	.667
Southwest Showcase	2	0	1.000
Spindletop Classic	2	0	1.000
Sugar Bowl Classic	7	8	.467
Sun Bowl Classic	1	1	.500
Sun Carnival Tournament	1	1	.500
Sun Classic	1	1	.500
Suntory Classic	1	1	.500
Top of the World Classic	2	1	.667
Tournament of Champions	1	1	.500
Trojan Classic	1	1	.500
UNLV Invitational	1	1	.500
Totals	133	68	.662

RECORDS



100-POINT GAMES

100-POINT GAME NOTES	
Houston when scoring 100 points:	181-4
Houston when opponent scores 100 points:	7-38
Home 100-Point Game Record:	143-0
100-Point Game Record in Hofheinz Pavilion:	85-0
100-Point Game Record in Fertitta Center:	5-0
Away 100-Point Game Record:	31-3
Neutral Site 100-Point Game Record:	7-1
Overtime 100-Point Game Record:	3-2
100-Point Game Record vs. Ranked Opponents:	4-0
Record when Ranked Opponents Score 100+ Points:	1-13
Most Consecutive Wins when Scoring 100+ Points:	81 (Dec. 6, 1954 – Feb. 24, 1972)
Most Consecutive 100-Point Games:	11 (Jan. 27 – March 4, 1968)
Most Common 100-Point Game Opponent:	Lamar, TCU (9)
Most 100-Point Games in Season:	18 (1967-68)

100-POINT GAMES BY COACHES	
Kelvin Sampson	10-0
James Dickey	2-0
Guy V. Lewis	145-3
Pat Foster	11-1
Tom Penders	6-0
Alden Pasche	6-0
Alvin Brooks	1-0

HOUSTON 100-POINT GAMES (181-4)			
11/29/22	W	100-52	Norfolk State
12/3/21	W	111-44	Bryant
2/6/21	W	112-46	Our Lady of the Lake
11/26/19	W	112-73	Houston Baptist
11/10/18	W	101-54	Alabama A&M
2/25/18	W	109-58	ECU
1/11/18	W	104-71	Tulsa
12/13/15	W	105-98	LSU
12/3/16	W	105-61	Prairie View A&M
11/18/15	W	110-69	Prairie View A&M
12/13/15	W	105-98	LSU
3/2/13	W	103-76	Marshall
11/19/12	W	106-59	Louisiana College
12/23/09	W	105-81	TCU
11/26/09	W	100-93	vs. #25/rv Oklahoma
11/18/09	W	110-57	Alcorn State
11/29/06	W	101-54	Prairie View A&M
11/13/06	W	102-99 (OT)	at Rhode Island
11/22/05	W	131-62	Florida Tech
2/1/95	W	105-96 (OT)	Texas
1/21/92	W	110-88	Saint Louis
1/6/92	W	105-81	at Centenary
12/17/90	W	100-57	Centenary
12/8/90	W	110-81	North Texas

MOST COMMON 100-POINT OPPONENTS		
Rk.	No.	Opponent
1.	9	Lamar TCU
3.	8	Centenary
4.	7	Rice
5.	6	SMU Texas A&M Texas Lutheran
8.	5	Texas Wesleyan Trinity
10.	4	Hawai'i Houston Baptist Loyola (La.) Miami (Fla.) North Texas Southern Miss St. Mary's (Texas) Texas UNLV West Texas A&M

2/28/90	W	100-81	at Texas A&M
1/30/90	W	102-93	at Texas
1/27/90	W	108-90	Texas A&M
12/2/89	W	109-68	Nevada
11/30/89	W	102-47	Hawaii (Loa)
2/15/89	W	105-96	at Texas
12/22/88	W	112-74	Alcorn State
1/13/88	L	101-102 (2OT)	at Louisiana-Lafayette
12/5/85	W	104-59	at UTSA
11/29/85	W	100-73	Texas Wesleyan
12/28/84	W	100-77	BYU-Hawai'i
12/19/83	W	129-65	Texas Lutheran
12/6/83	W	100-91	at #9 LSU
2/15/83	W	106-63	Texas
1/8/83	W	105-71	SMU
1/2/83	W	112-58	Pacific
11/28/82	W	106-72	vs. Lamar
11/26/82	W	104-63	vs. Arizona
12/12/81	W	105-69	UTSA
12/8/81	W	145-78	Texas Lutheran
12/6/81	W	106-74	Biscayne
11/28/80	W	112-86	Texas A&I
12/11/79	W	126-78	Texas Lutheran
2/15/79	W	103-89	Texas Tech
2/12/79	W	101-94	at SMU
1/20/79	W	101-75	at Rice
1/3/79	W	111-79	Texas Lutheran
12/23/78	W	100-85	at Alaska-Anchorage
12/16/78	W	105-92	vs. Louisiana-Lafayette
12/15/78	W	107-95	vs. UT Rio Grande Valley
12/6/78	W	102-86	Hardin-Simmons
12/4/78	W	120-60	St. Mary's (Texas)
2/25/78	W	108-67	Rice
1/17/78	W	100-89	Baylor
1/5/78	W	103-51	Houston Baptist
12/23/77	W	110-83	at Hawai'i-Hilo
12/21/77	W	104-68	at Hawai'i
12/17/77	W	137-94	vs. North Texas
12/16/77	W	100-75	vs. Xavier
12/12/77	W	133-98	Southwestern
12/7/77	W	118-69	Texas Lutheran
2/26/77	W	111-67	TCU
2/19/77	W	116-83	Texas A&M
2/12/77	W	114-74	TCU
2/10/77	W	115-83	SMU
2/8/77	W	109-73	at Rice
1/29/77	W	103-102	at SMU
1/24/77	W	111-89	Baylor
1/12/77	W	106-56	Rice
1/6/77	W	111-79	Houston Baptist
12/29/76	W	101-74	at Hawai'i
12/17/76	W	100-78	vs. Nevada
12/13/76	W	103-83	Lamar
12/11/76	W	124-67	Trinity
12/3/76	W	104-64	Biscayne
12/1/76	W	101-92	at Lamar
2/24/76	W	100-98	SMU
2/10/76	W	103-95	TCU
12/9/75	W	120-86	Texas A&I
3/1, 1975	L	101-121	at Bowling Green
2/25/75	W	117-84	Houston Baptist
2/22/75	W	103-77	Lamar
2/15/75	W	115-85	Southern Miss
2/5/75	W	113-93	Texas Lutheran
1/25/75	W	103-74	Nevada
1/3/75	W	105-96	vs. Hawai'i
3/7/74	W	107-62	Rice
2/23/74	W	105-89	Centenary
2/21/74	W	101-86	Houston Baptist
2/2/74	W	102-81	Lamar
12/28/73	L	108-118	vs. Oral Roberts
12/6/73	W	119-71	Wabash College

100-POINT GAMES YEARLY RECORD				
Year	G	Record	Pct.	Stk.
2022-23	1	1-0	1.000	W1
2021-22	1	1-0	1.000	W1
2020-21	1	1-0	1.000	W1
2019-20	1	1-0	1.000	W1
2018-19	1	1-0	1.000	W1
2017-18	2	2-0	1.000	W2
2016-17	1	1-0	1.000	W1
2015-16	2	2-0	1.000	W2
2012-13	2	2-0	1.000	W2
2009-10	2	2-0	1.000	W2
2008-09	1	1-0	1.000	W1
2006-07	2	2-0	1.000	W2
2005-06	1	1-0	1.000	W1
1994-95	1	1-0	1.000	W1
1991-92	2	2-0	1.000	W2
1990-91	2	2-0	1.000	W2
1989-90	5	5-0	1.000	W5
1988-89	2	2-0	1.000	W2
1987-88	1	0-1	.000	L1
1985-86	2	2-0	1.000	W2
1984-85	1	1-0	1.000	W1
1983-84	2	2-0	1.000	W2
1982-83	5	5-0	1.000	W5
1981-82	3	3-0	1.000	W3
1980-81	1	1-0	1.000	W1
1979-80	1	1-0	1.000	W1
1978-79	9	9-0	1.000	W9
1977-78	9	9-0	1.000	W9
1976-77	15	15-0	1.000	W15
1975-76	3	3-0	1.000	W3
1974-75	7	6-1	.857	W6
1973-74	6	5-1	.833	W1
1972-73	8	8-0	1.000	W8
1971-72	10	9-1	.900	W9
1968-69	1	1-0	1.000	W1
1967-68	18	18-0	1.000	W18
1966-67	7	7-0	1.000	W7
1965-66	14	14-0	1.000	W14
1964-65	6	6-0	1.000	W6
1963-64	1	1-0	1.000	W1
1962-63	1	1-0	1.000	W1
1961-62	1	1-0	1.000	W1
1960-61	3	3-0	1.000	W3
1959-60	1	1-0	1.000	W1
1958-59	1	1-0	1.000	W1
1955-56	3	3-0	1.000	W3
1954-55	3	3-0	1.000	W3
Totals	185	181-4	.978	W30

3/5/72	W	116-72	Rice
2/22/72	W	116-57	Trinity
1/27/72	W	104-94	UNLV
1/6/72	W	114-85	vs. Texas A&M
1/5/72	W	130-84	vs. West Texas A&M
12/29/72	W	115-102	vs. SMU
12/9/72	W	114-73	Xavier
11/27/72	W	104-77	Southern Miss
2/28/72	L	108-110 (OT)	at Jacksonville
2/24/72	W	105-81	Corpus Christi State
2/14/72	W	104-86	Loyola (La.)
2/10/72	W	100-83	Centenary
1/29/72	W	104-79	Long Island
1/27/72	W	102-63	Southern Miss
1/17/72	W	115-84	at Southern Miss
1/8/72	W	101-73	vs. Rice
12/28/71	W	106-73	vs. Michigan State
12/27/71	W	100-66	vs. LSU
3/20/71	W	119-106	vs. #12 Notre Dame
1/20/71	W	130-73	UNLV
1/13/71	W	106-88	at Lamar
1/4/71	W	106-80	Dayton
2/28/70	W	128-90	South Alabama
2/26/70	W	102-84	at UT Arlington
2/14/70	W	118-98	Miami (Fla.)
2/12/70	W	109-92	Hardin-Simmons
2/5/70	W	118-77	St. Mary's (Texas)
1/3/70	W	116-84	at Hawai'i
12/15/69	W	116-91	Loyola-Marymount
12/12/69	W	112-82	vs. Nebraska

RECORDS

100-POINT GAMES

2/6/69	W	118-97	UNLV
3/16/68	W	103-68	vs. TCU
3/4/68	W	107-76	at West Texas State
3/2/68	W	120-79	Virginia Tech
2/26/68	W	105-82	at Hardin-Simmons
2/24/68	W	158-81	Valparaiso
2/22/68	W	130-75	UT Arlington
2/17/68	W	106-82	Air Force
2/15/68	W	106-64	Miami (Fla.)
2/10/68	W	107-56	at Centenary
2/1/68	W	102-93	Marshall
1/29/68	W	108-76	Fairfield
1/27/68	W	112-79	Lamar
1/6/68	W	118-81	Centenary
12/18/67	W	103-65	Minnesota
12/16/67	W	102-69	BYU
12/14/67	W	113-67	Montana State
12/7/67	W	121-88	North Dakota State
12/2/67	W	110-79	Sacramento State
2/28/67	W	106-64	Loyola (La.)
2/23/67	W	120-76	at West Texas A&M
2/18/67	W	105-86	at Miami (Fla.)
2/15/67	W	122-58	St. Mary's (Texas)
1/31/67	W	103-83	at UNLV
1/14/67	W	103-72	West Texas A&M
12/15/66	W	111-65	vs. Idaho State
3/12/66	W	102-91	vs. Pacific
3/1/66	W	103-77	at Loyola (La.)
2/26/66	W	109-84	Portland
2/22/66	W	152-108	Texas Wesleyan
2/17/66	W	111-96	Miami (Fla.)
2/12/66	W	140-87	Southwestern
2/7/66	W	125-96	Centenary
2/2/66	W	112-84	Lamar
1/27/66	W	100-79	TCU
1/17/66	W	109-53	St. Mary's (Texas)
1/13/66	W	108-84	at Centenary
12/20/65	W	102-89	#7 Providence
12/18/65	W	132-102	at TCU
12/15/65	W	111-87	vs. LSU
2/16/65	W	122-105	Texas Wesleyan
2/9/65	W	139-87	at Trinity
2/6/65	W	104-80	Loyola (La.)
1/18/65	W	108-87	TCU
1/16/65	W	117-83	North Texas
1/2/65	W	116-79	Trinity
2/20/64	W	105-77	Texas Wesleyan
2/13/63	W	125-74	Texas Wesleyan
2/10/62	W	105-75	North Texas
2/11/61	W	107-78	Oklahoma City
1/31/61	W	101-66	Pacific
1/3/61	W	100-73	Lamar
12/2/59	W	105-60	West Texas A&M
12/8, 1958	W	101-68	Arizona State
2/4/56	W	105-74	Texas A&M
1/28/56	W	104-62	Trinity
12/10/55	W	101-58	vs. TCU
2/17/55	W	108-100	at Sam Houston State
1/15/55	W	107-66	Texas A&M
12/6/54	W	102-89	Sam Houston State

OPPONENT 100-POINT GAMES (7-39)

March 7, 2014	L	83-104	* at UCF
Feb. 16, 2013	L	92-101 (30T)	* at Tulsa
Nov. 21, 2009	L	99-112	at Nevada
Feb. 20, 2008	L	99-101	* at UAB
Dec. 24, 2004	L	63-110	at #12/17 Washington
Feb. 16, 1999	L	78-106	* at Louisville
Jan. 9, 1999	L	78-116	* at UAB
Dec. 22, 1998	L	78-115	* at #4 Cincinnati
Dec. 12, 1998	L	73-100	at NC State
Feb. 21, 1998	L	70-104	* UAB
Feb. 8, 1997	L	77-102	* Charlotte
Jan. 14, 1995	L	92-106	* at TCU
Feb. 11, 1995	L	95-106	* TCU
Jan. 29, 1994	L	78-110	* Texas
Dec. 10, 1993	L	90-114	vs. Purdue
Jan. 22, 1990	L	89-100	* at #12 Arkansas
March 6, 1989	L	79-107	* at Arkansas
Nov. 30, 1988	L	67-100	at UALR
Jan. 13, 1988	L	101-102 (20T)	at Louisiana-Lafayette
Dec. 14, 1985	L	92-102	#10 Illinois
March 12, 1978	L	77-100	vs. #10 Notre Dame
Jan. 10, 1978	L	89-100	* Texas
Jan. 29, 1977	W	103-102	* at SMU
Dec. 6, 1976	L	85-100	at #10 San Francisco
Dec. 29, 1975	L	92-116	at #12 UNLV (1)
March 1, 1975	L	101-121	at Bowling Green
Feb. 8, 1975	L	83-103	Cincinnati
Dec. 29, 1974	L	88-105	vs. #7 Alabama (2)
Dec. 28, 1973	L	108-118	vs. Oral Roberts (3)
March 10, 1973	L	89-102	vs. #14 Louisiana-Lafayette (4)
Dec. 29, 1972	W	115-102	vs. SMU (5)
Feb. 28, 1972	L	108-110 (OT)	at Jacksonville
March 20, 1971	W	119-106	vs. #12 Notre Dame (6)
March 14, 1970	L	98-107	vs. Kansas State (7)
Jan. 18, 1969	L	64-100	at #1 UCLA
March 22, 1968	L	69-101	vs. #2 UCLA (8)
Feb. 22, 1966	W	152-108	Texas Wesleyan
Dec. 19, 1965	W	132-102	at TCU
Dec. 4, 1965	L	82-111	at BYU
Feb. 16, 1965	W	122-105	Texas Wesleyan
Jan. 9, 1965	L	80-110	Notre Dame
Jan. 11, 1958	L	80-116	* at Bradley
March 2, 1957	L	84-102	* #14 Saint Louis
Dec. 29, 1956	L	76-111	vs. #3 Kentucky (2)
Feb. 17, 1955	W	108-100	at Sam Houston State

* – indicates conference game

1 – Holiday Classic (Las Vegas); 2 – Sugar Bowl Classic (New Orleans);

3 – All College Tournament (Oklahoma City)

4 – NCAA Tournament Midwest Region First Round (Wichita Kan.) –
Game later won by forfeit

5 – Sun Bowl Classic (El Paso, Texas)

6 – NCAA Tournament Midwest Regional Consolation (Wichita, Kan.)

7 – NCAA Tournament Midwest Regional Consolation (Lawrence, Kan.)

8 – NCAA Tournament Final Four (Los Angeles)



NCAA TOURNAMENT RECORDS

HOUSTON - TEAM

Games Played:	5	2021, 1984, 1983, 1982, 1968, 1967
Minutes Played:	225	vs. Virginia (3/31/84)
Margin of Victory:	35 (103-68)	vs. TCU (3/16/68)
Margin of Defeat:	32 (69-101)	vs. UCLA (3/22/68)
Points Scored (High):	119	vs. Notre Dame (3/20/71)
Points Scored (Low):	44	vs. Villanova (3/26/22)
Points Scored – Half (High):	62 (2nd)	vs. Notre Dame (3/20/71)
Points Scored – Half (Low):	18 (2nd)	vs. Virginia (3/31/84)
Points Scored – Overtime:	6	vs. Virginia (3/31/84)
Field Goals:	47	vs. Notre Dame (3/20/71)
Field Goal Attempts:	100	vs. Pacific (3/12/66)
Field Goal Percentage (High):	65.5 (38-58)	vs. Alcorn State (3/11/82)
Field Goal Percentage (Low):	28.2 (22-78)	at UCLA (3/22/68)
3-Point Field Goals:	11	vs. Oregon State (3/29/21)
3-Point Field Goal Attempts:	32	vs. Oregon State (3/29/21)
3-Point FG Percentage (High):	50.0 (2-4)	vs. UC Santa Barbara (3/15/90)
3-Point FG Percentage (Low):	5.0 (1-20)	vs. Villanova (3/26/22)
Free Throws (High):	33	vs. Boston College (3/21/82)
Free Throws (Low):	4	vs. Villanova (3/13/81)
Free Throw Attempts (High):	44	vs. Boston College (3/21/82)
Free Throw Attempts (Low):	8	vs. Georgia Tech (3/19/92)
Free Throw Percentage:	90.0 (18-20)	vs. Miami (Fla.) (3/24/23)
Rebounds (High):	76	vs. TCU (3/16/68)
Rebounds (Low):	26	vs. Georgetown (4/2/84); by Villanova (3/13/81)
Assists:	27	vs. SMU (3/19/67)
Steals:	12	vs. Ohio State (3/24/19)
Blocked Shots:	12	vs. Auburn (3/18/23)
Turnovers (High):	25	vs. Tulsa (3/13/82)
Turnovers (Low):	6	vs. Ohio State (3/24/19)
	6	vs. Maryland (3/19/83)
	6	vs. Maryland (3/19/10)
Fouls:	28	vs. SMU (3/13/65); vs. Texas Tech (3/8/65)

HOUSTON - INDIVIDUAL

Games Played (Season):	5, Quentin Grimes, Marcus Sasser, DeJon Jarreau, Justin Gorham, Fabian White Jr., Tramon Mark, Reggie Chaney and Brison Gresham (2020-21)
	Alvin Franklin, Reid Gettys, Hakeem Olajuwon, Rickie Winslow and Michael Young (1983-84)
	Benny Anders, Clyde Drexler, Alvin Franklin, Reid Gettys, Larry Micheaux, Hakeem Olajuwon and Michael Young (1982-83)
	Eric Davis, Clyde Drexler, Larry Micheaux, Hakeem Olajuwon, Lynden Rose, Rob Williams and Michael Young (1981-82)
	Don Chaney, Joe Hamood, Elvin Hayes, Theodis Lee, Vern Lewis and Ken Spain (1967-68)
	Melvin Bell, Don Chaney, Gary Grider, Elvin Hayes, Don Kruse, Leary Lentz, Vern Lewis and Ken Spain, (1966-67)
Games Played (Career):	16 Michael Young (1980-84)
Minutes Played:	45 Alvin Franklin, Reid Gettys, Hakeem Olajuwon, Michael Young, vs. Virginia (3/31/84)
Points Scored:	49 Elvin Hayes, vs. Loyola Chicago (3/9/68)
Field Goals:	20 Elvin Hayes, vs. Loyola Chicago (3/9/68)
Field Goal Attempts:	34 Elvin Hayes, vs. Ohio State (3/23/68); Elvin Hayes, vs. TCU (3/16/68)
Field Goal Percentage:	90.9 (10-11) Hakeem Olajuwon, vs. Villanova (3/27/83)
3-Point Field Goals:	7 Corey Davis Jr., vs. Georgia State (3/22/19)
3-Point Field Goal Attempts:	17 Corey Davis Jr., vs. Georgia State (3/22/19)
3-Point Field Goal Percentage:	75.0 (6-8) Kyler Edwards, vs. UAB (3/18/22)
Free Throws:	12 Poo Welch vs. Notre Dame (3/20/71); Ollie Taylor vs. Dayton (3/7/70)
Free Throw Attempts:	18 Poo Welch, vs. Notre Dame (3/20/71)
Free Throw Percentage:	100.0 (6-6) Corey Davis Jr., vs. Ohio State (3/24/19) 100.0 (10-10) Reid Gettys, vs. Boston College (3/21/82)
Rebounds:	28 Elvin Hayes, vs. Pacific (3/12/68)
Assists:	14 Vern Lewis, vs. Ohio State (3/23/68)
Steals:	6 Galen Robinson Jr., vs. Ohio State (3/24/19)
Blocked Shots:	8 Hakeem Olajuwon, vs. Villanova (3/27/83)

OPPONENT - TEAM

Points Scored (High):	107	vs. Kansas State (3/14/70)
Points Scored (Low):	47	vs. Virginia (3/31/84)
Points Scored – Half (High):	56 (2nd)	vs. Kansas State (3/14/70)
Points Scored – Half (Low):	18 (1st)	vs. Marquette (3/15/61)
Points Scored – Overtime:	4	vs. Virginia (3/31/84)
Field Goals:	47	vs. Kansas State (3/14/70)
Field Goal Attempts:	102	vs. Notre Dame (3/20/71)
Field Goal Percentage (High):	67.3 (33-49)	vs. Villanova (3/13/81)
Field Goal Percentage (Low):	27.5 (19-69)	vs. Northern Kentucky (3/16/23)
3-Point Field Goals:	11	vs. Miami (Fla.) (3/24/23)
	11	vs. #3/3 Baylor (4/3/21)
3-Point Field Goal Attempts:	33	vs. Northern Kentucky (3/16/23)
3-Point FG Percentage (High):	45.8 (11-24)	vs. #3/3 Baylor (4/3/21)
3-Point FG Percentage (Low):	15.2 (5-33)	vs. Northern Kentucky (3/16/23)
Free Throws (High):	33	vs. SMU (3/16/56)
Free Throws (Low):	5	done three times; Most recently by Kansas (3/13/87);
Free Throw Attempts (High):	46	vs. SMU (3/16/56)
Free Throw Attempts (Low):	7	vs. Kansas (3/13/87); vs. Virginia (3/31/84)
Free Throw Percentage:	100.0 (15-15)	vs. Villanova (3/26/22)
Rebounds (High):	71	vs. Kansas State (3/14/70)
Rebounds (Low):	23	vs. Maryland (3/19/83)
Assists:	26	vs. UCLA (3/22/68)
Steals:	9	vs. Northern Kentucky (3/16/23)
	9	vs. UC Santa Barbara (11/15/90)
Blocked Shots:	10	vs. Memphis (3/23/84)
Turnovers (High):	27	vs. Kansas State (3/14/70)
	27	vs. Drake (3/12/70)
Turnovers (Low):	6	vs. Miami (Fla.) (3/24/23)
	6	vs. NC State (4/4/83)
Fouls :	33	vs. Boston College (3/21/82)

OPPONENT - INDIVIDUAL

Minutes Played:	45	Othell Wilson, Virginia (3/31/84)
Points:	47	Austin Carr, Notre Dame (3/20/71)
Field Goals:	17	Austin Carr, Notre Dame (3/20/71)
Field Goal Attempts:	40	Austin Carr, Notre Dame (3/20/71)
Field Goal Percentage:	83.3 (10-12)	William Bedford, Memphis (3/23/84)
3-Point Field Goals:	7	Nijel Pack, Miami (Fla.) (3/24/23)
3-Point Field Goal Attempts:	11	C.J. Jackson, Ohio State (3/24/19)
3-Point Field Goal Percentage:	80.0 (4-5)	Jared Butler, #3/3 Baylor (4/3/21)
Free Throws:	13	Austin Carr, Notre Dame (3/20/71)
Free Throw Attempts:	17	Austin Carr, Notre Dame (3/20/71)
Free Throw Percentage:	100.0 (7-7), Landon Millbourne, Maryland (3/19/10); (6-6), Greivis Vasquez, Maryland (3/19/10); (9-9) by Steve Harris, Tulsa (3/13/82); (9-9) by Collis Jones, Notre Dame (3/20/71)	
Rebounds:	23	Keith Swagerty, Pacific (3/12/66)
Assists:	12	Lucius Allen, UCLA (3/22/68)
Steals:	5	Sidney Lowe, NC State (4/4/83)
Blocked Shots:	6	Keith Lee, Memphis (3/23/84)

NIT RECORDS

HOUSTON - TEAM

Games Played:	4	1977
Minutes Played:	225	vs. Illinois State (3/14/77)
Margin of Victory:	10 (77-67)	BYU (3/15/06)
Margin of Defeat:	19 (62-81)	at Georgia Tech (3/16/16)
Points Scored (High):	91	vs. St. Bonaventure (3/20/77); vs. Illinois State (3/14/77)
Points Scored (Low):	50	at Vanderbilt (3/13/02)
Points Scored – Half (High):	55 (2nd)	at Stanford (3/13/91)
Points Scored – Half (Low):	19 (1st)	at Vanderbilt (3/13/02)
Points Scored – Overtime:	10	vs. Illinois State (3/14/77)
Field Goals:	40	vs. St. Bonaventure (3/20/77)
Field Goal Attempts:	78	vs. Illinois State (3/14/77)
Field Goal Percentage (High):	55.8 (29-52)	Fordham (3/17/88)
Field Goal Percentage (Low):	30.0 (18-60)	at Nashville (3/13/02)
3-Point Field Goals:	14	at Stanford (3/13/91)
3-Point Field Goal Attempts:	43	at Missouri State (3/20/06)
3-Point FG Percentage (High):	48.3 (14-29)	at Stanford (3/13/91)
3-Point FG Percentage (Low):	15.4 (2-13)	at Georgia Tech (3/16/16)
Free Throws (High):	25	vs. Dayton (3/11/62)
Free Throws (Low):	3	at UTEP (3/19/93)
Free Throw Attempts (High):	28	BYU (3/15/06)
Free Throw Attempts (Low):	8	at Missouri State (3/20/06); at Colorado State (3/22/88)
Free Throw Percentage:	83.3 (10-12)	at Georgia Tech (3/16/16)
	80.6 (25-31)	vs. Dayton (3/11/62)
Rebounds (High):	49	vs. Illinois State (3/14/77)
Rebounds (Low):	23	at Wichita State (3/16/05)
Assists:	29	Indiana State (3/9/77)
Steals:	18	BYU (3/15/06)
Blocked Shots:	5	at UTEP (3/19/93)
Turnovers (High):	16	BYU (3/16/05)
Turnovers (Low):	7	at Wichita State (3/16/05)
Fouls:	29	vs. St. Bonaventure (3/20/77)

HOUSTON - INDIVIDUAL

Games Played (Season):	4	Otis Birdsong, Ken Ciolli, Cedric Fears, Jeff Kelley, Cecil Rose, Mike Schultz, Charles Thompson, Mark Trammel, George Walker, Kenneth Williams and Al Winder (1976-77)
Games Played (Career):	4	Otis Birdsong (1973-77), Ken Ciolli (1975-79), Cedric Fears (1976-79), Jeff Kelley (1976-77), Cecil Rose (1974-78), Mike Schultz (1976-78), Charles Thompson (1974-78), Mark Trammel (1975-78), George Walker (1975-79), Kenneth Williams (1976-80) and Al Winder (1975-77)
Minutes Played:	44	Otis Birdsong, vs. Illinois State (3/14/77)
Points Scored:	38	Otis Birdsong, vs. St. Bonaventure (3/20/77)
Field Goals:	18	Otis Birdsong, vs. St. Bonaventure (3/20/77)
Field Goal Attempts:	32	Otis Birdsong, vs. St. Bonaventure (3/20/77)
Field Goal Percentage:	80.0 (8-10)	Rolando Ferreira, vs. Fordham (3/17/88)
3-Point Field Goals:	7	Andre Owens, at Wichita State (3/16/05)
3-Point Field Goal Attempts:	18	Andre Owens, at Wichita State (3/16/05)
3-Point Field Goal Percentage:	60.0 (6-10)	Derrick Daniels, vs. Stanford (3/13/91)
Free Throws:	8	Otis Birdsong, vs. Illinois State (3/14/77)
Free Throw Attempts:	10	Patrick Okafor, at Vanderbilt (3/13/02) Otis Birdsong, vs. Illinois State (3/14/77)
Free Throw Percentage:	100.0 (7-7)	Jack Thompson, vs. Dayton (3/11/62); Puntus Wilson, at Lamar (3/15/85)
Rebounds:	19	Mike Schultz, vs. Illinois State (3/14/77)
Assists:	15	Randy Brown, vs. Fordham (3/17/88)
Steals:	8	Oliver Lafayette, vs. BYU (3/15/06); Ken Ciolli, vs. Illinois State (3/14/77)
Blocked Shots:	5	Bo Outlaw, vs. UTEP (3/19/93)

OPPONENT - TEAM

Points Scored (High):	94	by St. Bonaventure (3/20/77); by Dayton (3/11/62)
Points Scored (Low):	59	at Vanderbilt (3/13/02)
Points Scored – Half (High):	52 (2nd)	at Stanford (3/13/91)
Points Scored – Half (Low):	24 (2nd)	at Missouri State (3/20/06)
Points Scored – Overtime:	9	vs. Illinois State (3/14/77)
Field Goals:	36	by Illinois State (3/14/77)
Field Goal Attempts:	83	by Illinois State (3/14/77)
Field Goal Percentage (High):	62.5 (25-40)	by Wichita State (3/16/05)
Field Goal Percentage (Low):	38.9 (21-54)	at Vanderbilt (3/13/02)
3-Point Field Goals:	9	by Akron (3/15/17)
3-Point Field Goal Attempts:	28	by Stanford (3/13/91)
3-Point FG Percentage (High):	53.3 (8-15)	by Wichita State (3/16/05)
3-Point FG Percentage (Low):	21.4 (3-14)	at Missouri State (3/20/06)
Free Throws (High):	32	by St. Bonaventure (3/20/77)
Free Throws (Low):	7	at UTEP (3/19/93)
Free Throw Attempts (High):	46	by St. Bonaventure (3/20/77)
Free Throw Attempts (Low):	9	at UTEP (3/19/93)
Free Throw Percentage:	81.8 (9-11)	at Georgia Tech (3/16/16)
	81.5 (22-27)	by Lamar (3/15/85)
Rebounds (High):	45	by Missouri State (3/20/06)
Rebounds (Low):	27	by Fordham (3/17/88)
Assists:	24	by Stanford (3/13/91)
Steals:	14	by Alabama (3/17/77)
Blocked Shots:	7	by BYU (3/15/06); by Vanderbilt (3/13/02)
Turnovers (High):	25	by BYU (3/16/05)
Turnovers (Low):	8	at Vanderbilt (3/13/02)
Fouls:	21	by Alabama (3/17/77)

OPPONENT - INDIVIDUAL

Minutes Played:	43	Ron Jones, Illinois State (3/14/77)
Points Scored:	44	Larry Bird, Indiana State (3/9/77)
Field Goals:	19	Larry Bird, Indiana State (3/9/77)
Field Goal Attempts:	28	Larry Bird, Indiana State (3/9/77)
Field Goal Percentage:	66.7 (10-15)	Ken Ammann, at Stanford (3/13/91); 66.7 (8-12) Anthony Todd, at Lamar (3/15/85)
3-Point Field Goals:	5	Ken Ammann, at Stanford (3/13/91)
3-Point Field Goal Attempts:	9	Ken Ammann, at Stanford (3/13/91)
3-Point Field Goal Percentage:	66.7 (4-6)	Sam Howard, at Vanderbilt (3/13/02)
Free Throws:	12	Greg Sanders, vs. St. Bonaventure (3/20/77)
Free Throw Attempts:	16	Greg Sanders, vs. St. Bonaventure (3/20/77)
Free Throw Percentage:	100.0 (5-5)	Adam Smith, at Georgia Tech (3/16/16)
	100.0 (7-7)	Kyle Wilson, at Wichita State (3/16/05); 100.0 (7-7) Puntus Wilson, at Lamar (3/15/85)
Rebounds:	14	Larry Bird, Indiana State (3/9/77)
Assists:	13	Ron Jones, vs. Illinois State (3/14/77)
Steals:	4	Essie Hollis, vs. St. Bonaventure (3/20/77); T.R. Dunn, Alabama (3/17/77)
Blocked Shots:	4	Trent Plaisted, BYU (3/15/06)



CBI RECORDS

HOUSTON • TEAM

Games Played:	3	2008
Minutes Played:	225	at George Mason (3/25/13)
Margin of Victory:	24 (91-67)	Valparaiso (3/24/08)
Margin of Defeat:	4	(84-88) at George Mason (3/25/13) at Oregon State (3/18/09); at Tulsa (3/26/08)
Points Scored (High):	91	Valparaiso (3/24/08)
Points Scored (Low):	45	at Oregon State (3/18/09)
Points Scored – Half (High):	46 (2nd)	vs. Valparaiso (3/24/08)
Points Scored – Half (Low):	19	at Oregon State (3/18/09)
Field Goals:	32	at George Mason (3/25/13)
Field Goal Percentage (High):	47.1 (32-68)	at George Mason (3/25/13)
Field Goal Percentage (Low):	28.3 (15-53)	at Oregon State (3/18/09)
3-Point Field Goals:	16	Valparaiso (3/24/08)
3-Point Field Attempts:	37	Valparaiso (3/24/08)
3-Point FG Percentage (High):	43.2 (16-37)	Valparaiso (3/24/08)
3-Point FG Percentage (Low):	22.2 (6-27)	at Oregon State (3/18/09)
Free Throws (High):	20	at Nevada (3/18/08)
Free Throws (Low):	9	at Oregon State (3/18/09)
Free Throw Attempts (High):	24	at George Mason (3/25/13) Valparaiso (3/24/08); at Nevada (3/18/08)
Free Throw Attempts (Low):	12	at Oregon State (3/18/09)
Free Throw Percentage:	83.3 (20-24)	at Nevada (3/18/08)
Rebounds (High):	44	at George Mason (3/25/13)
Rebounds (Low):	29	at Oregon State (3/18/09)
Assists:	18	at George Mason (3/25/13)
Steals:	10	Valparaiso (3/24/08)
Blocked Shots:	7	at Tulsa (3/26/08)
Turnovers (High):	16	at George Mason (3/25/13)
Turnovers (Low):	4	at Tulsa (3/26/08)
Fouls:	21	at George Mason (3/25/13)

HOUSTON • INDIVIDUAL

Games Played (Season):	3	Marcus Cousin, Dion Dowell, Kelvin Lewis, Horace McGloster, Robert McKiver, Zamal Nixon, Tafari Toney and DaShaun Williams (2007-08)
Games Played (Career):	4	Zamal Nixon (2007-11), Marcus Cousin (2007-09), Kelvin Lewis (2007-10), Horace McGloster (2007-09), DaShaun Williams (2007-09)
Minutes Played:	40	Kelvin Lewis, at Oregon State (3/18/09)
Points Scored:	33	Robert McKiver, vs. Valparaiso (3/24/08)
Field Goals:	11	TaShawn Thomas, at George Mason (3/25/13)
Field Goal Attempts:	27	Robert McKiver, at Tulsa (3/26/08)
Field Goal Percentage:	64.7 (11-17)	TaShawn Thomas, at George Mason (3/25/13)
3-Point Field Goals:	7	Kelvin Lewis, vs. Valparaiso (3/24/08)
3-Point Field Goal Attempts:	18	Robert McKiver, at Tulsa (3/26/08)
3-Point Field Goal Percentage:	57.1 (4-7)	Robert McKiver, at Nevada (3/18/08)
Free Throws:	8	Robert McKiver, at Nevada (3/18/08)
Free Throw Attempts:	10	Robert McKiver, at Nevada (3/18/08)
Free Throw Percentage:	87.5 (7-8)	Robert McKiver, vs. Valparaiso (3/24/08)
Rebounds:	17	TaShawn Thomas, at George Mason (3/25/13)
Assists:	5	Joseph Young, vs. Texas (3/20/13); Danuel House, vs. Texas (3/20/13); Robert McKiver, at Tulsa (3/26/08); DaShaun Williams, vs. Valparaiso (3/24/08)
Steals:	3	done three times; Most recently by Aubrey Coleman, at Oregon State (3/18/09)
Blocked Shots:	4	Tafari Toney, at Nevada (3/18/08)

OPPONENT • TEAM

Points Scored (High):	88	at George Mason (3/25/13)
Points Scored (Low):	49	at Oregon State (3/18/09)
Points Scored – Half (High):	43 (1st)	at George Mason (3/25/13)
	43 (2nd)	at Nevada (3/18/08)
Points Scored – Half (Low):	19	at Oregon State (3/18/09)
Field Goals:	31	at Nevada (3/18/08)
Field Goal Attempts	68	vs. Texas (3/20/13)
Field Goal Percentage (High):	47.0 (31-77)	at Nevada (3/18/08)
Field Goal Percentage (Low):	40.0 (24-60)	at Tulsa (3/26/08)
3-Point Field Goals:	11	at George Mason (3/25/13)
3-Point Field Goal Attempts:	25	Valparaiso (3/24/08)
3-Point FG Percentage (High):	50.0 (11-22)	at George Mason (3/25/13)
3-Point FG Percentage (Low):	21.1 (4-19)	at Oregon State (3/18/09)
Free Throws (High):	19	at George Mason (3/25/13)
Free Throws (Low):	10	at Nevada (3/18/08)
Free Throw Attempts (High):	27	by Tulsa (3/26/08)
Free Throw Attempts (Low):	14	at Nevada (3/18/08)
Free Throw Percentage:	77.8 (14-18)	vs. Texas (3/20/13)
Rebounds (High):	52	at Tulsa (3/26/08)
Rebounds (Low):	35	by Valparaiso (3/24/08)
Assists:	19	at George Mason (3/25/13); at Nevada (3/18/08)
Steals:	7	at Oregon State (3/18/09)
Blocked Shots:	8	at Tulsa (3/26/08)
Turnovers (High):	15	at George Mason (3/25/13)
Turnovers (Low):	9	at Tulsa (3/26/08)
Fouls:	21	at George Mason (3/25/13)

OPPONENT • INDIVIDUAL

Minutes Played:	38	Bryn Allen, at George Mason (3/25/13) Ben Uzoh, at Tulsa (3/26/08)
Points Scored:	29	Sherrod Wright, at George Mason (3/25/13)
Field Goals:	10	Julien Lewis, vs. Texas (3/20/13) Marcelus Kemp, at Nevada (3/18/08)
Field Goal Attempts:	19	Julien Lewis, vs. Texas (3/20/13)
Field Goal Percentage:	58.8 (10-17)	by Marcelus Kemp, at Nevada (3/18/08)
3-Point Field Goals:	4	Sherrod Wright, at George Mason (3/25/13)
3-Point Field Goal Attempts:	7	by Brett McDade, at Tulsa (3/26/08)
3-Point Field Goal Percentage:	66.7 (4-6)	Sherrod Wright, at George Mason (3/25/13)
Free Throws:	11	Sherrod Wright, at George Mason (3/25/13)
Free Throw Attempts:	14	Sherrod Wright, at George Mason (3/25/13)
Free Throw Percentage:	1.000 (6-6)	Myck Kabongo, vs. Texas (3/25/13)
Rebounds:	15	by Jerome Jordan, at Tulsa (3/26/08)
Assists:	9	Bryon Allen, at George Mason (3/25/13)
Steals:	4	Myck Kabongo, vs. Texas (3/20/13)
Blocked Shots:	5	Prince Ibeh, vs. Texas (3/20/13) Jerome Jordan, at Tulsa (3/26/08)



CONFERENCE TOURNAMENT RECORDS

HOUSTON • TEAM

Games Played:	4	2010, 1978, 1977
Minutes Played:	250	vs. TCU (3/14/92)
Margin of Victory:	44 (111-67)	vs. TCU (2/26/77)
Margin of Defeat:	29 (65-94)	vs. #5/5 Louisville (3/14/14)
Points Scored:	111	vs. TCU (2/26/77)
Points Scored – Half (High):	58 (2nd)	vs. Texas (3/15/92)
Points Scored – Half (Low):	18 (2nd)	vs. #8/8 Cincinnati (3/11/18)
Points Scored – Overtime:	15	vs. UTEP (3/12/09)
Field Goals:	40	vs. Texas A&M (3/3/77); TCU (2/26/77)
Field Goal Attempts:	79	vs. Texas Tech (3/14/93)
Field Goal Percentage (High):	63.6 (35-55)	vs. Texas (3/7/81)
Field Goal Percentage (Low):	25.5 (14-55)	at Memphis (3/10/06)
3-Point Field Goals:	13	vs. East Carolina (3/10/10)
3-Point Field Goal Attempts:	34	vs. USF (3/9/05)
3-Point FG Percentage (High):	71.4 (10-14)	vs. Memphis (3/7/02)
	71.4 (5-7)	vs. Marquette (3/8/00)
3-Point FG Percentage (Low):	0.0 (0-8)	vs. Saint Louis (3/7/01)
	0.0 (0-2)	vs. Texas (3/6/87)
Free Throws (High):	28	vs. Texas (3/10/90)
Free Throws (Low):	3	vs. Charlotte (3/3/99); vs. Texas (3/2/79)
Free Throw Attempts (High):	44	vs. Texas (3/10/90)
Free Throw Attempts (Low):	5	vs. Southern Miss (3/4/98)
Free Throw Percentage:	95.0 (19-20)	vs. Memphis (3/10/06)
Rebounds (High):	54	vs. TCU (3/9/95)
Rebounds (Low):	22	vs. Rice (2/25/80)
Assists:	26	done three times; Most recently vs. Texas (3/04/78)
Steals:	17	vs. Texas A&M (3/05/82); vs. Rice (2/25/78)
Blocked Shots:	13	vs. Rice (3/10/84)
Turnovers (High):	24	vs. Baylor (3/7/87)
Turnovers (Low):	4	vs. Texas (3/2/79)
Fouls:	34	vs. Texas Tech (3/10/94)

HOUSTON • INDIVIDUAL

Minutes Played:	47	Derrick Daniels, vs. TCU (3/14/92)
Points Scored:	38	Otis Birdsong, vs. Texas Tech (3/04/77)
Field Goals:	15	Otis Birdsong, vs. Texas Tech (3/04/77)
Field Goal Attempts:	27	Otis Birdsong, vs. Texas Tech (3/04/76)
Field Goal Percentage:	1.000 (7-7)	Kenny Younger, vs. Marquette (3/8/00)
	1.000 (8-8)	Hakeem Olajuwon, vs. Arkansas (3/11/84)
3-Point Field Goals:	6	Kyler Edwards, vs. Tulane (3/12/22)
	6	Kelvin Lewis, vs. UTEP (3/13/10)
3-Point Field Goal Attempts:	12	Kyler Edwards, vs. Tulane (3/12/22)
	12	Armoni Brooks, vs. Cincinnati (3/17/19)
	12	Oliver Lafayette, vs. UCF (3/9/06)
3-Point Field Goal Percentage:	.714 (5-7)	Marcus Oliver, vs. Memphis (3/7/02)
Free Throws:	14	Rob Williams, vs. Rice (2/25/80)
Free Throw Attempts:	17	Rob Williams, vs. Rice (2/25/80)
Free Throw Percentage:	1.000 (12-12)	Zamal Nixon, vs. Marshall (3/9/11)
	1.000 (10-10)	Oliver Lafayette, vs. Memphis (3/10/06)
	1.000 (11-11)	Rob Williams, vs. Texas (3/7/81)
Rebounds:	20	J'Wan Roberts, vs. Memphis (3/12/23)
Assists:	12	Reid Gettys, vs. Arkansas (3/11/84)
Steals:	7	Clyde Drexler, vs. TCU (3/12/83)
Blocked Shots:	10	Hakeem Olajuwon, vs. Arkansas (3/11/84)
		Hakeem Olajuwon, vs. Rice (3/10/84)

OPPONENT • TEAM

Points Scored:	111	Texas Tech (3/10/94)
Points Scored – Half (High):	58 (2nd)	Texas Tech (3/10/94)
Points Scored – Half (Low):	17 (2nd)	Texas (3/13/93)
Points Scored – Overtime:	11	UTEP (3/12/09)
Field Goals:	41	SMU (3/12/88)
Field Goal Attempts:	80	UTEP (3/12/09); Texas (3/4/78)
Field Goal Percentage (High):	63.3 (31-49)	Arkansas (3/6/82)
Field Goal Percentage (Low):	23.5 (16-68)	at Memphis (3/16/19)
3-Point Field Goals:	11	Tulane (3/12/03)
3-Point Field Goal Attempts:	33	Cincinnati (3/14/21)
3-Point FG Percentage (High):	57.1 (8-14)	Marquette (3/2/02)
3-Point FG Percentage (Low):	6.3 (1-16)	SMU (3/13/92)
Free Throws (High):	42	Texas Tech (3/10/94)
Free Throws (Low):	5	done five times; Most recently by Tulane (3/12/15)
Free Throw Attempts:	58	Texas Tech (3/10/94)
Free Throw Attempts (Low):	9	done four times; Most recently by Tulane (3/12/03)
Free Throw Percentage:	88.2 (15-17)	Marquette (3/8/02)
Rebounds (High):	49	Texas Tech (3/10/94)
Rebounds (Low):	21	Tulane (3/12/22)
	21	TCU (3/6/81)
Assists:	23	SMU (3/12/88)
Steals:	14	SMU (3/7/96); Texas Tech (3/10/94)
Blocked Shots:	10	SMU (3/8/85)
Turnovers (High):	30	TCU (2/26/77)
Turnovers (Low):	6	Louisville (3/14/14); UTEP (3/13/08)
Fouls:	34	TCU (2/26/77)

OPPONENT • INDIVIDUAL

Minutes Played:	50	Albert Thomas, Michael Strickland, TCU (3/14/92)
Points Scored:	42	Russ Smith, Louisville (3/14/14)
Field Goals:	14	Russ Smith, Louisville (3/14/14)
		Larry Spicer, Baylor (2/28/76)
Field Goal Attempts:	28	Tamir Jackson, Rice (3/13/13)
Field Goal Percentage:	1.000 (5-5)	by John Hill, TCU (2/26/77)
3-Point Field Goals:	5	Boogie Ellis, vs. Memphis (3/13/21)
		Russ Smith, Louisville (3/14/14)
		Cedric Dixon, UAB (3/05/97)
		Patrick Fairs, Texas (3/06/87)
3-Point Field Goal Attempts:	14	Tony Watson, Texas (3/13/93)
3-Point Field Goal Percentage:	1.000 (3-3)	Rodney Carney, at Memphis (3/10/06)
Free Throws:	15	Mark Davis, Texas Tech (3/10/94)
Free Throw Attempts:	19	Mark Davis, Texas Tech (3/10/94)
Free Throw Percentage:	1.000 (10-10)	Terry Teagle, Baylor (3/1/79)
	1.000 (10-10)	Willie Foreman, Texas A&M (3/3/77)
Rebounds:	20	Kurt Thomas, TCU (3/9/95)
Assists:	12	Jacques Streeter, UTEP (3/14/13)
		Todd Alexander, SMU (3/12/88)
Steals:	5	done six times; Most recently by Dylan Osean vs. Tulane (3/9/00)
Blocked Shots:	6	Solomon Jones, vs. USF (3/9/05)



FRESHMAN SINGLE-SEASON RECORDS

POINTS SCORED

Rk.	No.	Player	G	Season
1.	456	Rob Williams	28	1979-80
2.	443	George Williams	31	1999-00
t3.	409	Caleb Mills	31	2019-20
		Danuel House	33	2012-13
5.	404	Jarace Walker	36	2022-23
6.	376	Craig Upchurch	31	1987-88
7.	372	Otis Birdsong	26	1973-74
8.	361	Michael Young	30	1980-81
9.	356	Clyde Drexler	30	1980-81
10.	340	Joseph Young	30	2011-12

SCORING AVERAGE

Rk.	Avg.	Player	Pts	G	Season
1.	16.3	Rob Williams	456	28	1979-80
2.	14.31	Otis Birdsong	372	26	1973-74
3.	14.29	George Williams	443	31	1999-00
4.	13.2	Caleb Mills	409	31	2019-20
5.	12.4	Danuel House	409	33	2012-13
6.	12.1	Craig Upchurch	376	31	1987-88
7.	12.0	Michael Young	361	30	1980-81
8.	11.9	Clyde Drexler	356	30	1980-81
9.	11.3	Joseph Young	340	30	2011-12
10.	11.2	Jarace Walker	404	36	2022-23

FIELD GOALS MADE

Rk.	No.	Player	G	Season
1.	180	Rob Williams	28	1979-80
2.	174	George Williams	31	1999-00
3.	158	Jarace Walker	36	2022-23
4.	157	Michael Young	30	1980-81
5.	154	Otis Birdsong	26	1973-74
6.	153	Clyde Drexler	30	1980-81
7.	148	Craig Upchurch	31	1987-88
8.	143	Caleb Mills	31	2019-20
9.	138	TaShawn Thomas	30	2011-12
10.	133	Rickie Winslow	37	1983-84

FIELD GOALS ATTEMPTS

Rk.	No.	Player	G	Season
1.	371	Caleb Mills	31	2019-20
2.	351	Rob Williams	28	1979-80
3.	340	Jarace Walker	36	2022-23
4.	337	George Williams	31	1999-00
5.	319	Michael Young	30	1980-81
6.	312	Otis Birdsong	26	1973-74
7.	303	Clyde Drexler	30	1980-81
8.	293	Joseph Young	30	2011-12
9.	291	Danuel House	33	2012-13
10.	262	Damon Jones	27	1994-95

FIELD GOAL PERCENTAGE (min. 120 att.)

Rk.	Pct.	Player	FGM-A	Season
1.	57.7	TaShawn Thomas	138-239	2011-12
2.	57.1	Rickie Winslow	133-233	1983-84
3.	56.6	Craig Upchurch	148-262	1987-88
4.	56.0	Fabian White Jr.	75-134	2017-18
5.	53.7	George Walker	72-134	1975-76
6.	51.6	George Williams	174-337	1999-00
7.	51.3	Rob Williams	180-351	1979-80
8.	50.5	Clyde Drexler	153-303	1980-81
9.	49.4	Otis Birdsong	154-312	1973-74
10.	49.2	Michael Young	157-319	1980-81

3-POINT FIELD GOALS MADE

Rk.	No.	Player	G	Season
1.	67	Jherrod Stiggers	33	2012-13
2.	57	Marcus Sasser	30	2019-20
t3.	55	Joseph Young	30	2011-12
		Damon Jones	27	1994-95
5.	50	Caleb Mills	31	2019-20
6.	43	Emanuel Sharp	33	2022-23
7.	37	Treva Crosby	29	1997-98
8.	35	Jarace Walker	36	2022-23
9.	31	Cedrick Alley Jr.	37	2018-19
t10.	30	Danuel House	33	2012-13
		Lanny Smith	27	2003-04

3-POINT FIELD GOALS ATTEMPTS

Rk.	No.	Player	G	Season
1.	177	Jherrod Stiggers	33	2012-13
2.	168	Damon Jones	27	1994-95
3.	162	Marcus Sasser	30	2019-20
4.	144	Joseph Young	30	2011-12
5.	137	Caleb Mills	31	2019-20
6.	124	Emanuel Sharp	33	2022-23
7.	116	Cedrick Alley Jr.	37	2018-19
8.	108	Treva Crosby	29	1997-98
9.	101	Jarace Walker	36	2022-23
10.	95	Danuel House	33	2012-13

3-POINT FIELD GOAL PERCENTAGE (min. 60 att.)

Rk.	Pct.	Player	3FGA-M	Season
1.	46.7	Bryan Shelton	28-60	2001-02
2.	38.2	Joseph Young	55-144	2011-12
3.	37.9	Jherrod Stiggers	67-177	2012-13
4.	36.5	Caleb Mills	50-137	2019-20
5.	35.2	Marcus Sasser	57-162	2019-20
6.	34.68	Emanuel Sharp	43-123	2022-23
7.	34.65	Jarace Walker	35-101	2022-23
8.	34.3	Treva Crosby	37-108	1997-98
9.	33.7	Nate Hinton	28-83	2018-19
10.	33.3	Kirk Van Slyke	21-63	2009-10

FREE THROWS MADE

Rk.	No.	Player	G	Season
1.	125	Danuel House	33	2012-13
2.	96	Rob Williams	28	1979-80
3.	81	Alton Ford	26	2000-01
4.	81	George Williams	31	1999-00
5.	79	Craig Upchurch	31	1987-88
6.	75	Alandise Harris	27	2010-11
7.	73	Caleb Mills	31	2019-20
8.	64	Marcus Oliver	31	1999-00
9.	64	Otis Birdsong	26	1973-74
10.	62	Tramon Mark	32	2020-21

FREE THROWS ATTEMPTS

Rk.	No.	Player	G	Season
1.	174	Danuel House	33	2012-13
2.	133	Alton Ford	26	2000-01
3.	131	George Williams	31	1999-00
4.	127	Rob Williams	28	1979-80
5.	125	Craig Upchurch	31	1987-88
6.	120	Alandise Harris	27	2010-11
7.	97	Caleb Mills	31	2019-20
8.	92	Otis Birdsong	26	1973-74
9.	91	Derrick Daniels	31	1988-89
10.	87	Marcus Oliver	31	1999-00

FREE-THROW PERCENTAGE (min. 60 att.)

Rk.	Pct.	Player	FTM-A	Season
1.	85.7	Nate Hinton	60-70	2018-19
2.	76.5	Tramon Mark	62-81	2020-21
3.	75.6	Rob Williams	96-127	1979-80
4.	75.3	Caleb Mills	73-97	2019-20
5.	73.6	Marcus Oliver	64-87	1999-00
6.	71.8	Danuel House	125-174	2012-13
7.	69.6	Otis Birdsong	64-92	1973-74
8.	63.2	Craig Upchurch	79-125	1987-88
t9.	62.5	Alandise Harris	75-120	2010-11
		Damon Jones	40-64	1994-95
		George Walker	40-64	1975-76

REBOUNDS

Rk.	No.	Player	G	Season
1.	314	Clyde Drexler	30	1980-81
2.	263	George Williams	31	1999-00
t3.	245	Jarace Walker	36	2022-23
		TaShawn Thomas	30	2011-12
5.	203	Rickie Winslow	37	1983-84
6.	190	Michael Young	30	1980-81
t7.	163	Danuel House	33	2012-13
		Craig Upchurch	31	1987-88
9.	162	Nate Hinton	37	2018-19
10.	154	Alton Ford	26	2000-01

REBOUNDING AVERAGE

Rk.	Avg.	Player	Rebs.	G.	Season
1.	10.5	Clyde Drexler	314	30	1980-81
2.	8.5	George Williams	263	31	1999-00
3.	8.2	TaShawn Thomas	245	30	2011-12
4.	6.8	Jarace Walker	245	36	2022-23
5.	6.3	Michael Young	190	30	1980-81
6.	5.9	Alton Ford	154	26	2000-01
7.	5.5	Rickie Winslow	203	37	1983-84
8.	5.4	Alandise Harris	145	27	2010-11
9.	5.3	Craig Upchurch	163	31	1987-88
10.	4.93	Danuel House	163	33	2012-13

ASSISTS

Rk.	No.	Player	G	Season
1.	181	Derrick Daniels	31	1988-89
2.	127	Rob Williams	28	1979-80
3.	121	Tommy Davis	28	1994-95
4.	114	Gerry McGee	26	1985-86
5.	113	Desmond Wade	33	2008-09
6.	110	Galen Robinson, Jr.	32	2015-16
7.	95	Ken Ciolli	28	1975-76
8.	93	Darrell McArthur	28	1986-87
9.	86	Lanny Smith	27	2003-04
10.	81	Randy Brown	28	1986-87

ASSISTS AVERAGE

Rk.	No.	Player	Asts.	G	Season
1.	5.8	Derrick Daniels	181	31	1988-89
2.	4.53	Rob Williams	127	28	1979-80
3.	4.38	Gerry McGee	114	26	1985-86
4.	4.32	Tommy Davis	121	28	1994-95
5.	3.44	Galen Robinson Jr.	110	32	2015-16
6.	3.42	Desmond Wade	113	33	2008-09
7.	3.39	Ken Ciolli	95	28	1975-76
8.	3.2	Lanny Smith	86	27	2003-04
9.	3.1	Darrell McArthur	93	30	1986-87
10.	2.89	Randy Brown	81	28	1986-87

FRESHMAN SINGLE-SEASON RECORDS

BLOCKED SHOTS

Rk.	No.	Player	G	Season
1.	64	TaShawn Thomas	30	2011-12
2.	46	Jarace Walker	36	2022-23
3.	37	Danrad Knowles	31	2013-14
4.	32	Fabian White Jr.	35	2017-18
5.	28	Clyde Drexler	30	1980-81
6.	26	Alandise Harris	27	2010-11
7.	24	George Williams	31	1999-00
8.	24	Greg Anderson	35	1983-84
9.	23	Rickie Winslow	37	1983-84
10.	22	Valentine Izundu	22	2012-13

BLOCKED SHOTS AVERAGE

Rk.	Avg.	Player	Blks.	G	Season
1.	2.1	TaShawn Thomas	64	30	2011-12
2.	1.28	Jarace Walker	46	36	2022-23
3.	1.19	Danrad Knowles	37	31	2013-14
4.	1.0	Valentine Izundu	22	22	2012-13
5.	1.0	Alandise Harris	26	27	2010-11
6.	0.93	Clyde Drexler	28	30	1980-81
7.	0.91	Fabian White Jr.	32	35	2017-18
8.	0.77	George Williams	24	31	1999-00
9.	0.731	Alton Ford	19	26	2000-01
10.	0.69	Greg Anderson	24	35	1983-84

STEALS

Rk.	No.	Player	G	Season
1.	60	Rickie Winslow	37	1983-84
2.	58	Clyde Drexler	30	1980-81
3.	49	Tommy Davis	28	1994-95
4.	48	George Williams	31	1999-00
5.	48	Rob Williams	28	1979-80
6.	47	Desmond Wade	33	2008-09
7.	46	Michael Young	30	1980-81
8.	43	Otis Birdsong	26	1973-74
9.	41	Kenneth Williams	36	1976-77
10.	38	Nate Hinton	37	2018-19

STEALS AVERAGE

Rk.	No.	Player	Stls.	G	Season
1.	1.93	Clyde Drexler	58	30	1980-81
2.	1.75	Tommy Davis	49	28	1994-95
3.	1.71	Rob Williams	48	28	1979-80
4.	1.65	Otis Birdsong	26	43	1973-74
5.	1.62	Rickie Winslow	60	37	1983-84
6.	1.54	George Williams	48	31	1999-00
7.	1.53	Michael Young	46	30	1980-81
8.	1.4	Desmond Wade	47	33	2008-09
9.	1.14	Randy Brown	32	28	1986-87
10.	1.14	Kenneth Williams	41	36	1976-77

GAMES PLAYED

Rk.	No.	Player	Season
t1.	37	Cedrick Alley Jr.	2018-19
		Nate Hinton	2018-19
		Rickie Winslow	1983-84
t4.	36	Jarace Walker	2022-23
		Kenneth Williams	1976-77
t6.	35	Fabian White Jr.	2017-18
		Greg Anderson	1983-84
8.	34	Terrance Arceneaux	2022-23
t9.	33	Emanuel Sharp	2022-23
		Danuel House	2012-13
		Desmond Wade	2008-09
		Bryan Shelton	2001-02

GAMES STARTED

Rk.	No.	Player	Season
t1.	36	Jarace Walker	2022-23
		Rickie Winslow	1983-84
t3.	31	George Williams	1999-00
		Derrick Daniels	1988-89
		Craig Upchurch	1987-88
t6.	30	TaShawn Thomas	2011-12
		Clyde Drexler	1980-81
t8.	27	Danuel House	2012-13
		Rob Williams	1979-80
t10.	26	Lanny Smith	2003-04
		Michael Young	1980-81

MINUTES PLAYED

Rk.	No.	Player	G	Season
1.	1,099	George Williams	31	1999-00
2.	1,049	Michael Young	30	1980-81
3.	1,030	Rickie Winslow	37	1983-84
4.	992:56	Jarace Walker	36	2022-23
5.	992	Clyde Drexler	30	1980-81
6.	978	Derrick Daniels	31	1988-89
7.	944	Danuel House	33	2012-13
8.	904	Joseph Young	30	2011-12
9.	903	Rob Williams	28	1979-80
10.	901	Tommy Davis	28	1994-95

MINUTES AVERAGE

Rk.	No.	Player	Min.	G	Season
1.	35.5	George Williams	1,099	31	1999-00
2.	34.97	Michael Young	1,049	30	1980-81
3.	33.07	Clyde Drexler	992	30	1980-81
4.	32.3	Rob Williams	903	28	1979-80
5.	32.2	Tommy Davis	901	28	1994-95
6.	31.5	Derrick Daniels	978	31	1988-89
7.	30.1	Joseph Young	904	30	2011-12
8.	28.89	Damon Jones	780	27	1994-95
9.	28.61	Danuel House	944	33	2012-13
10.	28.59	Lanny Smith	772	27	2003-04

DOUBLE-DOUBLES

Rk.	No.	Player	Season
1.	15	Clyde Drexler	1980-81
2.	11	George Williams	1999-00
3.	9	TaShawn Thomas	2011-12
t4.	4	Rickie Winslow	1983-84
		Michael Young	1980-81
6.	3	Jarace Walker	2022-23
t7.	2	Fabian White Jr.	2017-18
		Alandise Harris	2010-11
t9.	1	Nate Hinton	2018-19
		Danuel House	2012-13
		Alton Ford	2000-01
		Jake Ballis	1998-99
		Chad Hendrick	1997-98
		Damon Jones	1994-95
		Gerry McGee	1985-86
		Greg Anderson	1983-84



MISCELLANEOUS RECORDS

YEAR BY YEAR RECORDS

Year	Overall		Home		Road		Neutral	
	W	L	W	L	W	L	W	L
1946	10	4	4	2	5	1	1	1
1946-47	15	7	8	4	6	2	1	1
1947-48	11	11	6	3	5	8	0	0
1948-49	11	11	8	5	3	6	0	0
1949-50	16	7	10	0	6	7	0	0
1950-51	11	17	7	4	4	13	0	0
1951-52	7	14	4	8	3	6	0	0
1952-53	9	13	6	4	3	9	0	0
1953-54	11	15	6	6	4	7	1	2
1954-55	15	10	9	2	6	5	0	3
1955-56	19	7	12	1	6	3	1	3
1956-57	10	16	7	5	2	10	1	1
1957-58	9	16	5	7	4	9	0	0
1958-59	12	14	11	3	1	11	0	0
1959-60	13	12	9	5	4	7	0	0
1960-61	17	11	10	2	4	6	3	3
1961-62	21	6	13	1	5	2	3	3
1962-63	15	11	11	4	3	6	1	1
1963-64	16	10	12	3	2	6	2	1
1964-65	19	10	13	2	2	5	4	3
1965-66	23	6	14	0	4	3	5	3
1966-67	27	4	12	0	7	3	8	1
1967-68	31	2	18	0	6	0	7	2
1968-69	16	10	14	3	0	5	2	2
1969-70	25	5	16	0	7	2	2	3
1970-71	22	7	13	0	6	6	3	1
1971-72	20	7	13	1	4	5	3	1
1972-73	23	4	18	0	4	2	1	2
1973-74	17	9	12	1	3	7	2	1
1974-75	16	10	13	5	3	3	0	2
1975-76	17	11	13	2	3	9	1	0
1976-77	29	8	16	1	8	4	5	3
1977-78	25	8	15	1	7	6	3	1
1978-79	16	15	8	5	5	8	3	2
1979-80	14	14	9	4	4	8	1	2
1980-81	21	9	15	1	4	7	2	1
1981-82	25	8	15	2	5	4	7	2
1982-83	31	3	14	0	10	1	7	2
1983-84	32	5	15	0	10	2	7	3
1984-85	16	14	12	3	3	9	1	2
1985-86	14	14	9	5	4	7	1	2
1986-87	18	12	10	3	5	6	3	3
1987-88	18	13	9	3	7	9	2	1
1988-89	17	14	11	4	5	7	1	3
1989-90	25	8	13	1	9	5	3	2
1990-91	18	11	12	1	5	7	1	3
1991-92	25	6	11	2	10	3	4	1
1992-93	21	9	12	1	7	7	2	1
1993-94	8	19	6	7	1	9	1	3
1994-95	9	19	6	7	2	11	1	1
1995-96	17	10	10	3	7	6	0	1
1996-97	11	16	9	5	2	9	0	2
1997-98	9	20	6	7	3	10	0	3
1998-99	10	17	6	6	3	10	1	1
1999-00	9	22	3	9	2	10	4	3
2000-01	9	20	6	7	1	11	2	2
2001-02	18	15	9	4	6	7	3	4
2002-03	8	20	6	7	1	11	1	2
2003-04	9	18	8	9	1	9	0	0
2004-05	18	14	12	2	4	10	2	2
2005-06	21	10	13	2	7	8	1	0
2006-07	18	15	11	3	4	10	3	2
2007-08	24	10	17	2	5	6	2	2
2008-09	21	12	12	3	6	8	3	1
2009-10	19	16	10	5	4	9	5	2
2010-11	12	18	10	6	2	11	0	1
2011-12	15	15	13	5	1	8	1	2
2012-13	20	13	14	4	5	8	1	1
2013-14	17	16	12	4	3	9	2	3
2014-15	13	19	9	8	2	9	2	2
2015-16	22	10	15	4	6	5	1	1
2016-17	21	11	12	5	6	6	3	0
2017-18	27	8	15	0	7	5	5	3
2018-19	33	4	19	1	11	1	3	2
2019-20	23	8	14	2	6	6	3	0
2020-21	28	4	15	0	5	3	8	1
2021-22	32	6	16	1	7	3	9	2
2022-23	33	4	16	2	11	0	6	2
Totals	1,403	877	863	249	366	504	174	124

Bold Italics indicates Houston single-season record

RECORDS OVERVIEW

Overall Record	1,403-875 (.616)
Record in Home Games	863-249 (.776)
Record in Road Games	366-504 (.421)
Record at Neutral Sites	174-124 (.584)
Most Home Games	20 in 2018-19
Most Road Games	17 in 1950-51
Most Neutral Site Games	11 in 2021-22
Most Overall Wins	33 in 2022-23, 2018-19
Most Home Wins	19 in 2018-19
Most Road Wins	11 in 2022-23, 2018-19
Most Neutral Site Wins	9 in 2021-22

UNDEFEATED HOME SEASONS

Season	Home	Overall
2020-21	15-0	28-4
2017-18	15-0	27-8
<i>played in H&PE Arena on campus of Texas Southern during \$60 million Fertitta Center renovation</i>		
1972-73	18-0	23-4
1967-68	18-0	31-2
1969-70	16-0	25-5
1983-84	15-0	32-5
1982-83	14-0	31-3
1965-66	14-0	23-6
1966-67	12-0	27-4
1949-50	10-0	16-7

BEST ROAD WINNING PERCENTAGE

Season	Road	Percentage	Overall
2022-23	11-0	1.000	33-4
1967-68	6-0	1.000	31-2
2018-19	11-1	.917	33-4
1982-83	10-1	.909	31-3
1983-84	10-2	.833	32-5
1946	5-1	.833	10-4
1969-70	7-2	.778	25-5
1991-92	10-3	.769	25-6
1946-47	6-2	.750	15-7
1961-62	5-2	.714	21-6
2021-22	7-3	.700	32-6
1966-67	7-3	.700	27-4

BEST NEUTRAL-SITE WINNING PERCENTAGE

Season	Neutral	Percentage	Overall
2019-20	3-0	1.000	23-8
2016-17	3-0	1.000	21-11
2005-06	1-0	1.000	21-10
1975-76	1-0	1.000	17-11
2020-21	8-1	.889	28-4
1966-67	8-1	.889	27-4
2021-22	9-2	.818	32-6
1991-92	4-1	.800	25-6
1982-83	7-2	.778	31-3
1981-82	7-2	.778	25-8
1967-68	7-2	.778	31-2
2022-23	6-2	.750	33-4
2008-09	3-1	.750	21-12
2009-10	5-2	.714	19-16
1983-84	7-3	.700	32-5



MISCELLANEOUS RECORDS

OVERTIME GAMES (50-46)

29-12 Home • 15-30 Away • 6-4 Neutral

Date	Opponent	W/L	Score
1/19/52	Sam Houston State	W	60-57
1/30/52	at Sam Houston State	W	67-72
12/16/52	at Detroit	W	72-69
12/23/54	Missouri	W	84-76 (20T)
1/6/55	at Saint Louis	L	84-85 (20T)
1/8/55	at Wichita State	L	67-78
1/23/56	Tulsa	W	71-62
1/6/58	Bradley	L	73-75
3/3/58	at Drake	L	87-88
1/6/61	at Cincinnati	L	71-74
12/7/61	at Lamar	W	72-70
12/23/61	Mississippi	W	63-62 (20T)
12/21/62	Michigan	L	88-90 (40T)
12/28/62	vs. Mississippi State (1)	W	79-76
12/29/62	vs. Auburn (1)	L	69-71
12/26/63	Wyoming	L	72-75
2/10/64	Cincinnati	L	59-66
1/26/66	Baylor	W	92-91
12/16/68	Kansas State	W	87-84
12/30/68	Iowa	L	87-95
2/7/70	Creighton	W	78-77 (20T)
12/2/71	at California	L	81-82
2/28/72	at Jacksonville	L	108-110
1/27/77	at Texas Tech	L	83-84
3/14/77	vs. Illinois State (2)	W	91-90
12/15/79	at New Mexico	W	83-80
12/22/79	USC	L	85-86
2/9/80	Arkansas	W	90-84 (30T)
2/17/81	at TCU	L	77-78 (40T)
1/13/81	at SMU	L	70-72 (30T)
12/4/81	at Seton Hall	L	85-87
2/6/82	at SMU	W	73-71
3/31/84	vs. Virginia (3)	W	49-47
1/4/86	at Texas Tech	L	68-69
1/15/86	Arkansas	W	87-85
2/5/86	Texas Tech	L	91-92 (20T)
3/1/86	TCU	W	85-83
1/31/87	at Texas Tech	L	55-56
2/14/87	at Baylor	L	57-63
1/13/88	at Louisiana	L	101-102 (20T)
1/11/89	at Texas Tech	L	74-76
1/21/89	at SMU	W	84-83
2/14/90	at Texas Tech	W	74-71
12/1/90	vs. South Carolina (4)	L	70-74
1/23/91	TCU	W	91-88
3/14/92	vs. TCU (5)	W	87-84 (20T)
3/3/93	at Rice	L	78-89
2/2/94	at UTSA	L	83-85
2/19/94	Baylor	W	87-82
2/1/95	Texas	W	105-96
11/27/95	at McNeese	L	81-83
1/24/96	Texas A&M	W	78-67
1/27/96	at Baylor	W	91-84
12/4/96	Tulsa	W	79-77 (20T)
12/12/97	Memphis	W	72-67
12/7/99	Rice	W	84-71
1/15/02	TCU	W	82-71
2/19/02	Tulane	W	85-81
2/12/03	at Charlotte	L	55-59
12/23/03	Chicago State	W	71-65
12/27/03	Texas A&M	W	70-61
2/3/04	Southern Miss	L	72-75 (30T)
3/5/04	at Saint Louis	L	69-72
1/7/06	Texas A&M-Corpus Christi	W	86-83 (20T)
2/4/06	at East Carolina	W	64-60
11/13/06	at Rhode Island	W	102-99
1/24/07	UCF	W	73-70
2/28/07	at UCF	L	75-72
1/24/09	at Arizona	L	90-96
3/12/09	vs. UTEP (6)	W	89-85
1/3/10	at Iowa State	L	75-82 (20T)
11/12/10	Nicholls	W	63-62
12/4/10	at Sam Houston	W	75-71
12/18/10	at Texas A&M-Corpus Christi	L	78-81
1/26/11	at Rice	L	71-79
2/5/11	at Tulsa	L	71-76
1/4/12	Tulsa	W	70-69
1/28/12	UTEP	W	81-76
3/7/12	vs. UTEP (6)	L	62-67
12/8/12	Texas Southern	W	78-75

1/19/13	UCF	L	75-79
2/2/13	at SMU	W	84-80
2/16/13	at Tulsa	L	92-101 (30T)
3/25/13	at George Mason (7)	L	84-88
12/14/13	at Louisiana	L	76-79
12/17/14	Arkansas-Pine Bluff	L	51-56
12/22/14	vs. Boise State (8)	L	73-75
1/6/15	UCF	L	78-79
3/4/15	at Tulane	W	68-63
12/13/15	LSU	W	105-98
12/22/15	vs. Wyoming (9)	W	94-89
1/30/16	at East Carolina	W	97-93
1/19/17	Memphis	L	67-70
2/15/20	at SMU	L	72-73
11/9/21	Hofstra	W	83-75
2/20/22	at Wichita State	W	76-74 (20T)

1 – Oklahoma City, Okla.; 2 – New York City; 3 – NCAA Final Four (Seattle);
 4 – Charlotte, N.C.; 5 – Dallas; 6 – Memphis, Tenn.; 7 – CBI Quarterfinals;
 8 – Continental Tire Las Vegas Classic Championship Round (Las Vegas)
 9 – Global Sports Classic Championship Round (Las Vegas)
Bold indicates home game

OVERTIME SUMMARY

Houston's Record in:

Single Overtime Games	42-37	.532	W1
Double Overtime Games	7-4	.636	W1
Triple Overtime Games	1-3	.250	L3
Quadruple Overtime Games	0-2	.000	L2

WINNING and LOSING STREAKS

Winning Streak

Rk.	Games	Dates
1.	32	March 25, 1967 – March 16, 1968
2.	26	Dec. 17, 1982 – April 4, 1983
3.	15	Nov. 10, 2018 – Jan. 9, 2019
4.	14	Dec. 30, 1965 – Feb. 22, 1966
5.	13	Jan. 24 – March 10, 1990
16.	12	Dec. 14, 2021 – Feb. 9, 2022
		Jan. 12 – March 2, 2019
		Dec. 8, 1966 – Jan. 14, 1967
19.	11	Feb. 21 – April 3, 2021
		Dec. 29, 1972 – Feb. 17, 1973
		Jan. 17 – Feb. 28, 1972
		Jan. 27 – March 12, 1970

Losing Streak

1.	13	Dec. 7, 1993 – Feb. 2, 1994
2.	11	Jan. 26 – March 4, 2000
3.	10	Jan. 31 – March 4, 1998
4.	9	Dec. 19, 1997 – Jan. 18, 1998
5.	8	Dec. 23, 1994 – Jan. 25, 1995
16.	7	Feb. 16, 2011 – Nov. 12, 2012
		Dec. 9, 2002 – Jan. 18, 2003
18.	6	Feb. 5 – March 1, 2015
		Feb. 15 – March 5, 1997
		Feb. 18 – March 8, 1952

Home Winning Streak

1.	59	Jan. 13, 1964 – Dec. 16, 1968
2.	45	Jan. 30, 1982 – Feb. 1, 1985
3.	37	Dec. 19, 2019 – Feb. 12, 2022
4.	34	Dec. 11, 1971 – Dec. 8, 1973
5.	33	Nov. 10, 2017 – March 2, 2019
6.	30	Dec. 1, 1969 – Dec. 4, 1971

Road Winning Streak

1.	15	Feb. 6, 1982 – Jan. 14, 1984
2.	11	Nov. 20, 2022 – present
3.	10	Feb. 18, 1967 – March 4, 1968

Home Losing Streak

1.	7	Jan. 16 – March 4, 2000
		Nov. 30, 1993 – Jan. 29, 1994
3.	5	Nov. 28, 2000 – Jan. 6, 2001
4.	4	Dec. 10, 1994 – Jan. 18, 1995
		Feb. 27, 1952 – March 8, 1952
		Feb. 15, 1951 – Jan. 2, 1952

Road Losing Streak

1.	15	Jan. 26, 2000 – Feb. 17, 2001
2.	12	Dec. 27, 1997 – Dec. 3, 1998
3.	11	Feb. 8, 1994 – Jan. 21, 1995
4.	9	March 3, 1958 – Feb. 9, 1959

SEASON OPENERS (58-20)

48-11 Home • 10-8 Away • 0-1 Neutral

Date	Opponent	W/L	Score
1/10/46	North Texas	W	62-35
12/7/47	Loyola-New Orleans	L	39-51
12/2/48	Abilene Christian	W	54-31
11/29/48	Shur-Start Battery	L	50-51
12/1/49	Hardin Simmons	W	48-36
12/2/50	at Bradley	L	73-94
12/8/51	at Texas A&M	L	38-29
12/2/52	Hardin-Simmons	W	67-54
12/4/53	at Sam Houston State	W	89-88
12/2/54	at Texas A&M	W	85-63
12/1/55	Sam Houston State	W	77-55
12/1/56	at Kansas State	L	78-97
12/2/57	at Oklahoma City	L	75-85
12/1/58	Texas A&I	W	80-59
12/1/59	Lamar	W	89-66
12/1/60	at North Texas	W	73-53
12/1/61	UC Davis	W	95-47
12/1/62	Texas A&I	W	86-52
12/2/63	Minnesota	L	58-60
12/1/64	at Wisconsin	L	65-76
12/1/65	at San Francisco	L	67-75
12/1/66	New Mexico	W	96-84
12/2/67	Sacramento State	W	110-79
11/30/68	Southern Miss	W	92-71
12/1/69	Louisiana-Lafayette	W	89-72
12/3/70	Northwestern	W	81-68
12/1/71	at Stanford	W	87-67
11/24/72	New Orleans	W	92-71
12/1/73	at North Carolina	L	74-97
12/2/74	Louisville	L	87-91
12/6/75	Cal Poly	W	74-63
11/28/76	Texas Lutheran	W	96-69
11/28/77	UT Rio Grande Valley	W	85-81
11/27/78	Nevada	L	73-77
11/30/79	Arizona	W	74-72
11/28/80	Texas A&I	W	112-86
11/30/81	West Texas A&M	W	84-73
11/26/82	Arizona	W	104-63
11/19/83	NC State	L	64-76
11/24/84	Concordia Lutheran	W	85-62
11/23/85	at Virginia	L	77-92
11/28/86	St. Mary's (Texas)	W	80-68
11/27/87	Sam Houston State	W	85-71
11/26/88	at Iowa State	W	89-82
11/16/89	at Wichita State	W	67-66
11/24/90	California	W	98-81
11/23/91	Villanova	W	79-49
12/5/92	at DePaul	W	82-65
11/27/93	Akron	W	69-53
11/25/94	James Madison	W	76-74
11/25/95	Houston Baptist	W	91-59
11/23/96	Arkansas-Pine Bluff	L	64-66
11/18/97	Arkansas-Pine Bluff	W	73-55
11/17/98	Texas	W	71-69
11/18/99	at Alaska-Fairbanks	W	81-59
11/16/00	Air Force	L	53-59
11/19/01	UCLA	L	60-71
11/23/02	Prairie View A&M	L	75-78
11/21/03	East Tennessee State	L	51-65
11/15/04	Sam Houston State	W	72-69
11/22/05	Florida Tech	W	131-62
11/13/06	at Rhode Island	W	102-99
11/9/07	Morehead State	W	83-54
11/10/08	vs. Georgia Southern	L	63-65
11/17/09	Nicholls	W	92-60
11/12/10	Nicholls	W	63-62 (OT)
11/12/11	Grambling State	W	88-42
11/9/12	Florida A&M	W	81-76
11/8/13	Texas State	W	76-70
11/22/14	at Murray State	W	77-74
11/18/15	Prairie View A&M	W	110-69
11/11/16	Morgan State	W	93-52
11/10/17	McNeese	W	81-53
11/10/18	Alabama A&M	W	101-54
11/12/19	Alabama State	W	84-56
11/25/20	Lamar	W	89-45
11/9/21	Hofstra	W	83-75 (OT)
11/7/22	Northern Colorado	W	83-36

Bold indicates home game



FERTITTA CENTER TEAM RECORDS

SELLOUTS (59 total - Last 21)

Table with columns: Rk., Att., Opponent, Result, Date. Lists 59 games with attendance figures and outcomes.

All 15 home games in 2020-21 were limited to 1,859 capacity due to COVID-19 protocols and sold out

MINUTES PLAYED

Game: 45, vs. Hofstra (11/9/21)

MARGIN OF VICTORY

UH: 67 (111-44), vs. Bryant (12/3/21)
Opp: 10 (59-69), vs. Memphis (2/12/22)

POINTS SCORED - GAME

UH (High): 112, vs. Our Lady of the Lake (2/6/21)
Opp (High): 79, vs. SMU (3/7/19)

POINTS SCORED - HALF

UH (High): 60 (1st), vs. Northwestern State (11/30/21)
Opp (High): 45 (1st), vs. LSU (12/12/18)

FIELD GOALS

UH (High): 46, vs. Our Lady of the Lake (2/6/21)
Opp (High): 29, vs. Hofstra (11/9/21)

FIELD GOAL ATTEMPTS

UH (High): 83, vs. Our Lady of the Lake (2/6/21)
Opp (High): 74, vs. Hofstra (11/9/21)

FIELD GOAL PERCENTAGE

UH (High): 62.0 (44-71), vs. Bryant (12/3/21)
Opp (High): 64.9 (24-37), vs. Wichita State (3/2/23)

3-POINT FIELD GOALS

UH (High): 17, vs. Norfolk State (11/29/22)
Opp (High): 12, vs. Hofstra (11/9/21)

3-POINT FIELD GOAL ATTEMPTS

UH (High): 36, vs. Tulane (1/9/21)
Opp (High): 43, vs. Hofstra (11/9/21)

3-POINT FIELD GOAL PERCENTAGE (min. 10 att.)

UH (High): 66.7 (16-24), vs. ECU (1/23/19)
Opp (High): 52.6 (10-19), vs. SMU (3/7/19)

FREE THROWS

UH (High): 31, vs. South Carolina (12/5/20)
Opp (High): 29, vs. LSU (12/12/18)

FREE THROW ATTEMPTS

UH (High): 38, vs. South Carolina (12/5/20)
Opp (High): 38, vs. LSU (12/12/18)

FREE THROW PERCENTAGE (min. 10 att.)

UH (High): 90.9 (20-22), vs. Wichita State (3/2/23)
Opp (High): 94.7 (18-19), vs. Memphis (2/12/22)

REBOUNDS

UH (High): 56, vs. Kent State (11/26/22)
Opp (High): 44, vs. #8/10 Alabama (12/10/22)

ASSISTS

UH (High): 27, vs. Northwestern State (11/30/21)
Opp (High): 16, vs. Memphis (2/12/22)

STEALS

UH (High): 17, vs. Our Lady of the Lake (2/6/21)
Opp (High): 14, vs. Kent State (11/26/22)

BLOCKED SHOTS

UH (High): 11, vs. UTEP (12/19/19)
Opp (High): 5, vs. Kent State (11/26/22)

YEAR-BY-YEAR IN FERTITTA CENTER

Table with columns: Year, G, W, L, Pct., Total Attend., Average Attend. Shows season-by-season performance.

* - Fertitta Center capacity limited to 1,859 due to COVID-19 pandemic
Fertitta Center single-season records in bold

TURNOVERS

UH (High): 23, vs. Kent State (11/26/22)
Opp (High): 24, vs. Our Lady of the Lake (2/6/21)

FOULS

UH (High): 28, vs. USF (2/23/19)
Opp (High): 30, vs. UConn (1/23/20)

vs. OPPONENTS

Large table listing opponents with columns: School, W, L, Pct., Stk., Last Meeting. Includes records for various schools like Alabama, LSU, etc.

FERTITTA CENTER INDIVIDUAL RECORDS



FABIAN WHITE Jr.

GAMES PLAYED

UH (Career): 53, Marcus Sasser (2019-23); Fabian White Jr. (2017-22)

UH (Season): 18 (16-2), Ja’Vier Francis, J’Wan Roberts, Jamal Shead, Marcus Sasser, Tramon Mark, (2022-23)

WINS

UH (Career): 49, Marcus Sasser (2019-23); Fabian White Jr. (2017-22)

UH (Season): 16, Ja’Vier Francis, J’Wan Roberts, Jamal Shead, Tramon Mark, Marcus Sasser (2022-23)

WINNING PERCENTAGE (Career min. 20 games)

UH (Career): .1.000 (25-0), Ryan Elvin (2020 –); .944 (34-2), Tramon Mark (2020-23);

UH (Season): 1.000 (15-0), Reggie Chaney, Tramon Mark, (2020-21); **1.000 (14-0), J’Wan Roberts, Quentin Grimes, DeJon Jarreau, Brison Gresham (2020-21)**

MINUTES PLAYED

UH: 41:09 (OT), Marcus Sasser, vs. Hofstra (11/9/21)
40:00, Kyler Edwards, vs. Tulane (2/2/22)

Opp: 45:00 (OT), Zach Cooks, vs. Hofstra (11/9/21)
40:00, Jaron Pierre Jr., vs. Wichita State (3/2/23)
40:00, Isiaha Mike, vs. SMU (3/7/19)

POINTS SCORED

UH: 33, Quentin Grimes, vs. WKU (2/25/21)

Opp: 31, Tyler Harris, vs. South Florida (1/11/23)

FIELD GOALS

UH: 11, Fabian White Jr., vs. Temple (3/3/22)
11, Quentin Grimes, vs. rv/- WKU (2/25/21)
11, Cameron Tyson, vs. Our Lady of the Lake (2/6/21)

Opp: 10, Kam Woods, North Carolina A&T (12/13/22)
10, Kareem Brewton, vs. Memphis (1/6/19)

FIELD GOAL ATTEMPTS

UH: 21, Fabian White Jr., vs. Cincinnati (3/1/22)
21, Quentin Grimes, vs. rv/- WKU (2/25/21)

Opp: 25, Jarron Cumberland, vs. #25/23 Cincinnati (2/10/19)

FIELD GOAL PERCENTAGE (min. 10 att.)

UH: 90.0 (9-10), J’Wan Roberts, vs. Tulane (2/22/23)

Opp: 76.9 (10-13), Kareem Brewton, vs. Memphis (1/6/19)

3-POINT FIELD GOALS

UH: 10, Cameron Tyson, vs. Our Lady of the Lake (2/6/21)

Opp: 6, Landers Nolley II, Cincinnati (1/28/23)

6, Tyler Harris, vs. South Florida (1/11/23)

6, Tobi Enwuosho, vs. Alabama State (11/12/19)

3-POINT FIELD GOAL ATTEMPTS

UH: 18, Cameron Tyson, vs. Our Lady of the Lake (2/6/21)

Opp: 15, Omar Silverio, vs. Hofstra (11/9/21)

3-POINT FIELD GOAL PERCENTAGE (min. 5 made)

UH: 83.3 (5-6), Kyler Edwards, vs. rv/#25 Virginia (11/16/21)

Opp: 83.3 (5-6), Jahmal McMurray, vs. SMU (3/7/19)

FREE THROWS

UH: 14, Quentin Grimes, vs. South Carolina (12/5/20)

Opp: 10, Tristen Newton, vs. East Carolina (1/22/22)

10, Tobi Enwuosho, vs. Alabama State (11/12/19)

FREE THROW ATTEMPTS

UH: 15, Quentin Grimes, vs. South Carolina (12/5/20)

15, DeJon Jarreau, vs. UConn (1/23/20)

Opp: 14, Troymain Crosby, vs. Alcorn State (12/20/20)

FREE THROW PERCENTAGE (min. 10 att.)

UH: 100.0 (10-10), Nate Hinton, vs. Tulsa (2/19/20)

Opp: 83.3 (10-12), Tristen Newton, vs. East Carolina (1/22/22)

WINNINGEST PLAYERS by Career Victories

Rk.	W-L	Player	Gms	Years
t1.	49-4	Marcus Sasser	53	2019-23
	49-4	Fabian White Jr.	53	2017-22
3.	46-3	J’Wan Roberts	49	2019 –
t4.	45-3	Jamal Shead	48	2020 –
	45-3	Reggie Chaney	48	2020-23
6.	43-3	Brison Gresham	46	2018-21
7.	40-3	DeJon Jarreau	43	2018-21
8.	34-2	Tramon Mark	36	2020-23
9.	29-3	Nate Hinton	32	2018-20
t10.	28-2	Justin Gorham	30	2018-21
	28-2	Quentin Grimes	30	2019-21

WINNINGEST PLAYERS by Career Percentage (min. 20 games)

Rk.	W-L	Pct.	Player	Years
1.	25-0	1.000	Ryan Elvin	2020 –
2.	34-2	.944	Tramon Mark	2020-23
3.	46-3	.939	J’Wan Roberts	2020 –
t4.	45-3	.938	Jamal Shead	2020 –
	45-3	.938	Reggie Chaney	2020-23
6.	43-3	.935	Brison Gresham	2018-21
t7.	28-2	.933	Justin Gorham	2018-21
	28-2	.933	Quentin Grimes	2019-21
9.	40-3	.930	DeJon Jarreau	2018-21
10.	25-2	.926	Ja’Vier Francis	2021 –
t11.	49-4	.925	Marcus Sasser	2019-23
	49-4	.925	Fabian White Jr.	2017-22



MARCUS SASSER

REBOUNDS

UH: 17, Justin Gorham, vs. SMU (1/31/20)

Opp: 13, Tacko Fall, vs. UCF (3/2/19)

ASSISTS

UH: **13, Jamal Shead, vs. Temple (3/3/22)**

Opp: 9, David DeJulius, vs. Cincinnati (1/28/23)

STEALS

UH: **8, Jamal Shead, vs. Our Lady of the Lake (2/6/21)**

Opp: 8, Sincere Carry, vs. Kent State (11/26/22)

BLOCKED SHOTS

UH: 6, Brison Gresham, vs. UTEP (12/19/19)

6, Chris Harris Jr., vs. Texas State (12/4/19)

Opp: 3, Viktor Lakhin, vs. Cincinnati (1/28/23)

3, Darius Johnson, vs. UCF (2/17/22)

3, Kadin Shedrick, vs. rv/#25 Virginia (11/16/21)

3, Jamille Reynolds, vs. UCF (1/17/21)

3, Bol Bol, vs. #18/21 Oregon (12/1/18)

TURNOVERS

UH: 7, DeJon Jarreau, vs. UConn (1/23/20)

Opp: 7, Sincere Carry, vs. Kent State (11/22/26)

7, Dwayne Brown Jr., vs. Utah State (12/20/18)



HOME ATTENDANCE RECORDS

ANNUAL ATTENDANCE RECORDS

Year	Games	W-L	Pct.	Total Attendance	Avg. Attendance
Hofheinz Pavilion					
1969-70	16	16-0	1.000	128,848	8,053
1970-71	13	13-0	1.000	97,426	7,494
1971-72	14	13-1	.929	103,630	7,403
1972-73	18	18-0	1.000	125,688	6,983
1973-74	13	12-1	.923	75,740	5,826
1974-75	18	13-5	.722	109,324	6,074
1975-76	15	13-2	.867	108,532	7,236
1976-77	17	16-1	.941	100,215	5,895
1977-78	16	15-1	.938	83,735	5,233
1978-79	13	8-5	.615	60,582	4,660
1979-80	13	9-4	.692	54,991	4,230
1980-81	16	15-1	.938	88,821	5,552
1981-82	15	13-2	.867	101,705	6,780
1982-83	14	14-0	1.000	111,861	7,990
1983-84	15	15-0	1.000	145,449	9,697
1984-85	15	12-3	.800	85,467	5,698
1985-86	14	9-5	.643	68,990	4,928
1986-87	13	10-3	.769	58,588	4,507
1987-88	12	9-3	.750	49,419	4,118
1988-89	14	11-4	.733	49,273	3,285
1989-90	14	13-1	.929	57,996	4,143
1990-91	13	12-1	.923	56,125	4,317
1991-92	13	11-2	.846	65,754	5,058
1992-93	13	12-1	.923	64,990	4,999
1993-94	13	6-7	.462	37,858	2,912
1994-95	13	6-7	.462	40,163	3,089
1995-96	13	10-3	.769	61,069	4,698
1996-97	14	9-5	.643	46,714	3,337
1997-98	13	6-7	.462	36,889	2,838
1998-99	12	6-6	.500	101,748	8,479
1999-00	12	3-9	.250	55,691	4,641
2000-01	13	6-7	.462	43,601	3,354
2001-02	13	9-4	.692	48,097	3,700
2002-03	13	6-7	.462	49,500	3,808
2003-04	17	8-9	.471	49,021	2,884
2004-05	14	12-2	.833	59,436	4,245
2005-06	15	13-2	.867	72,869	4,858
2006-07	14	11-3	.786	59,902	4,279
2007-08	19	17-2	.895	84,240	4,434
2008-09	15	12-3	.800	57,209	3,814
2009-10	15	10-5	.667	48,033	3,203
2010-11	16	10-6	.625	52,488	3,280
2011-12	18	13-5	.722	67,175	3,732
2012-13	18	14-4	.778	66,717	3,706
2013-14	16	12-4	.750	60,520	3,782
2014-15	17	9-8	.529	44,793	2,635
2015-16	18	15-3	.833	66,706	3,706
Hofheinz Pavilion (16 games • 12-4 • 68,238 • 4,265 avg.)					
H&PE Arena (1 game • 0-1 • 1,928 • 1,928 avg.)					
2016-17	17	12-5	.706	70,166	4,127
H&PE Arena					
2017-18	15	15-0	1.000	54,919	3,661
H&PE Arena (4 games • 4-0 • 15,433 • 3,859 avg.)					
Fertitta Center (16 games • 15-1 • 105,609 • 6,601 avg.)					
2018-19	20	19-1	.950	121,042	6,052
2019-20	16	14-2	.875	107,490	6,718
<i>COVID-19 protocols limited Fertitta Center capacity to 1,859 for each game in 2020-21</i>					
2020-21	15	15-0	1.000	27,885	1,859
2021-22	17	16-1	.941	121,462	7,145
2022-23	18	16-2	.889	134,093	7,450
Fertitta Center	82	76-6	.927	496,539	6,056
H&PE Arena	20	19-1	.950	72,280	3,614
Hofheinz Pavilion	705	537-168	.762	3,431,826	4,868
53 Seasons	807	632-175	.783	4,000,645	4,957

HOME CROWDS

1.	10,660	vs. Texas	W, 84-79	3/5/90
NCAA Midwest Regional First Round (Houston)				
2.	10,514	vs. New Mexico State	W, 72-69	3/13/71
3.	10,500	vs. Texas	L, 83-95	1/12/82
4.	10,497	vs. Seattle	W, 93-92	2/6/71
5.	10,489	vs. South Alabama	W, 128-90	2/28/70
6.	10,483	vs. Florida State	W, 94-86	2/4/72
7.	10,472	vs. Jacksonville	W, 76-75	2/24/73
8.	10,345	vs. Miami (Fla.)	W, 118-98	2/14/70
9.	10,238	vs. St. Mary's (Texas)	W, 118-77	2/5/70
10.	10,220	vs. USC	W, 77-73	12/20/69

Note: A crowd of 10,514 at Hofheinz Pavilion watched Notre Dame defeat TCU 102-94 on March 13, 1971, during the NCAA Tournament Midwest Regional First Round.

HOME CROWDS (since 1998)

1.	8,918	vs. #1/1 Memphis	L, 77-89	1/30/08
2.	8,917	vs. Connecticut	L, 76-82	12/30/00
	8,917	vs. Cincinnati	L, 65-77	2/17/99
4.	8,517	vs. Kentucky	W, 83-69	12/18/07
5.	8,642	vs. Valparaiso	W, 90-72	12/11/99
6.	8,479	vs. ECU	W, 73-51	3/5/17
	8,479	vs. SMU	L, 66-76	2/18/17
	8,479	vs. Marquette	L, 62-65	2/27/99
	8,479	vs. Charlotte	L, 66-68	2/23/99
	8,479	vs. Tulane	W, 76-62	2/13/99
	8,479	vs. UAB	L, 82-90	2/4/99
	8,479	vs. USF	L, 67-82	1/30/99
	8,479	vs. Memphis	W, 83-81	1/17/99
	8,479	vs. Saint Louis	L, 61-69	1/13/99
	8,479	vs. Southern Miss	W, 64-57	1/7/99
	8,479	vs. LSU	W, 67-55	11/30/98
	8,479	vs. IUPUI	W, 72-71	11/28/98
	8,479	vs. Sam Houston State	L, 63-67	11/23/98
	8,479	vs. Texas	W, 71-69	11/17/98

Note: Renovations of Hofheinz Pavilion in 1998 resulted in the facility's capacity being reduced to 8,479.

OVERALL CROWDS

NCAA Final Four (Louisiana Superdome, New Orleans)				
1.	61,612	vs. North Carolina	L, 63-68	3/27/82
Game of the Century (Houston Astrodome, Houston)				
2.	52,693	vs. UCLA	W, 71-69	1/20/68
NCAA Final Four (Kingdome, Seattle)				
3.	38,471	vs. Virginia	W, 49-47	3/31/84
NCAA Final Four (Kingdome, Seattle)				
	38,471	vs. Georgetown	L, 75-84	4/2/84
5.	23,992	vs. Kentucky	L, 67-74	1/22/84
NCAA Tournament Midwest Regional (Ahearn Fieldhouse, Manhattan, Kan.)				
6.	21,500	vs. Oklahoma State	L, 60-75	3/12/65
NCAA Tournament Midwest Regional (Ahearn Fieldhouse, Manhattan, Kan.)				
	21,500	vs. SMU	L, 87-89	3/13/65
NCAA Tournament Midwest Regional (The Arena, St. Louis)				
8.	20,143	vs. Memphis	W, 78-71	3/23/84
9.	19,591	vs. Louisville	L, 78-92	1/15/97
NCAA Final Four (Freedom Hall, Louisville, Ky.)				
10.	18,889	vs. UCLA	L, 58-73	3/24/67

2023-24 HOUSTON MEN'S BASKETBALL SCHEDULE

	OCTOBER 28 3:00 PM FERTITTA CENTER		JANUARY 17 8:00 PM FERTITTA CENTER
	NOVEMBER 6 7:00 PM FERTITTA CENTER		JANUARY 20 1:00 PM (DH) FERTITTA CENTER
	NOVEMBER 11 TBA FERTITTA CENTER		JANUARY 23 8:00 PM PROVO, UT
	NOVEMBER 13 7:00 PM FERTITTA CENTER		JANUARY 27 11:00 AM FERTITTA CENTER
	NOVEMBER 16-19 CHARLESTON CLASSIC CHARLESTON, SC		JANUARY 29 8:00 PM AUSTIN, TX
	NOVEMBER 24 3:00 PM FERTITTA CENTER		FEBRUARY 3 3:00 PM LAWRENCE, KS
	DECEMBER 1 5:30 PM CINCINNATI, OH		FEBRUARY 6 6:00 PM FERTITTA CENTER
	DECEMBER 6 7:00 PM FERTITTA CENTER		FEBRUARY 10 3:00 PM CINCINNATI, OH
	DECEMBER 9 3:00 PM FERTITTA CENTER		FEBRUARY 17 NOON FERTITTA CENTER
	DECEMBER 16 THE HALAL GUYS SHOWCASE 1:30 PM HOUSTON, TX		FEBRUARY 19 6:00 PM FERTITTA CENTER
	DECEMBER 21 7:00 PM FERTITTA CENTER		FEBRUARY 24 11:00 AM WACO, TX
	DECEMBER 30 6:00 PM FERTITTA CENTER		FEBRUARY 27 6:00 PM FERTITTA CENTER
	JANUARY 6 1:00 PM FERTITTA CENTER		MARCH 2 7:00 PM NORMAN, OK
	JANUARY 9 6:00 PM AMES, IA		MARCH 6 6:00 PM ORLANDO, FL
	JANUARY 13 6:00 PM FORT WORTH, TX		MARCH 9 3:00 PM FERTITTA CENTER

HOME

NEUTRAL

AWAY