



**MARCUS
SASSER**

**REGGIE
CHANEY**

UH ×  #ForTheCity

**2022-23 HOUSTON MEN'S BASKETBALL
MEDIA GUIDE**





HOUSTON

MEN'S BASKETBALL

#ForTheCity

UNIVERSITY OF HOUSTON



MEDIA GUIDE 2022-23 MEN'S BASKETBALL

UHCougars.com



CREDITS

Executive Editor

Jeff Conrad

Cover Design

Kyle Little

Printing

University of Houston

Printing and Postal Services

UNIVERSITY OF HOUSTON DEPARTMENT OF INTERCOLLEGIATE ATHLETICS

3204 Cullen Blvd.

Houston, Texas 77204-6002

UHCougars.com

2022-23 HOUSTON MEN'S BASKETBALL

UNIVERSITY OF HOUSTON

DEPARTMENT OF INTERCOLLEGIATE ATHLETICS MISSION STATEMENT

The University of Houston Department of Intercollegiate Athletics inspires excellence today while preparing leaders for life by fostering a culture, which challenges student-athletes to achieve their highest academic, athletic and personal aspirations.

CORE VALUES

- Excellence
- Integrity
- Inclusivity
- Loyalty
- Accountability
- Sportsmanship

PRINCIPLES

- To cultivate the highest quality sports programs, facilities and resources to build and maintain winning traditions
- To provide a competition environment of high entertainment value for a loyal fan base with a commitment to sportsmanship and customer service
- To attract and develop student-athletes who exhibit the qualities of intellectual growth, accountability, maturity, independence and leadership with the goal of building champions for life
- To enrich the opportunity to earn an undergraduate degree by offering each student-athlete a quality educational, social and athletic experience
- To ensure the department is in adherence with NCAA, Office of Civil Rights, American Athletic Conference and University rules and regulations to operate with the highest degree of integrity
- To exercise fiscal responsibility throughout the Department of Intercollegiate Athletics
- To build and strengthen relationships throughout the University campus and the Houston community





TABLE OF CONTENTS

MEDIA INFORMATION

2022-23 Schedule	2
2022-23 Roster	3
Guy V. Lewis Development Facility	4
Fertitta Center	5
Media Information	6-7
2022-23 The American Composite Schedule	8-9
Quick Facts	10
Opponents' Information	11

2022-23 COUGARS

Preseason Notebook	14-15
Reggie Chaney	16-17
Ryan Elvin	18-19
Ja'Vier Francis	20-21
Tramon Mark	22-23
J'Wan Roberts	24-25
Marcus Sasser	26-27
Jamal Shead	28-29
Ramon Walker Jr.	30-31
Darius Bowser	32-33
Mylik Wilson	34-35
Emanuel Sharp	
/ Terrance Arceneaux	36
Jarace Walker	37
TV/Radio Roster	38

COACHES & STAFF

Head Coach Kelvin Sampson	40-51
Assistant Coach Kellen Sampson	52
Assistant Coach Quannas White	53
Assistant Coach Hollis Price	54
Special Assistant to the Head Coach K.C. Beard	55
Director of Operations & Basketball Strategy	
Bobby Champagne /	
Director for Operations Lauren Sampson	56
Director of Player Development Anthony Goldwire /	
Director of Program Strategy & Player Relations Bilal Batley	57
Associate AD for Sports Medicine John Houston /	
Director of Sports Performance Alan Bishop	58
Video Coordinator Matthew McDonald /	
Associate Director for Operations Daniel Hixon /	
Assistant AD for Academic Services Angel Shamblin	59
Support Staff	60

2021-22 IN REVIEW

2021-22 Season Notebook	62-65
Overall / American Statistics	66
Game Results	67
Miscellaneous Statistics	68
Points-Rebounds-Assists	69
Team Game-by-Game Statistics	70
Highs & Lows	71
The American Standings & Honors	72
Starting Lineups Specialty Statistics	73
Josh Carlton	74-76
Kyler Edwards	78-80
Taze Moore	82-84
Fabian White Jr.	86-88

HISTORY & TRADITION

Historical Highlights	90-91
Houston Basketball A to Z	92-95
Cougars in the NBA/NBA Draft	96-97
2020-21 NCAA Final Four Team	98
1983-84 NCAA Final Four Team	99
1982-83 NCAA Final Four Team	100
1981-82 NCAA Final Four Team	101
1967-68 NCAA Final Four Team	102
1966-67 NCAA Final Four Team	103
Game of the Century	104
Coach Guy V. Lewis	105
Otis Birdsong	106
Clyde Drexler	107
Elvin Hayes	108
Hakeem Olajuwon	109
Michael Young	110
Honor Roll	112-116
NCAA Tournament Results	118-119
Conference Tournament Results	120-121
NIT/CBI Results	122
UHCougars.com	123
All-Time Lettermen	123-125
Jersey Numbers	126-127
All-Time Series	128-129
Series Records	130-137
All-Time Results	138-147
Year-by-Year / Coaching Records	148

RECORDS

Individual Records	150
Team Records	151
Scoring Leaders	152-155
Field Goals Leaders	156
3-Point Field Goals Leaders	158-159
Free Throws Leaders	160
Rebounds Leaders	162-163
Assists Leaders	164-65
Blocked Shots Leader	166
Steals Leaders	167
Wins Leaders	168
Games Played Leaders	169
Minutes Played Leaders	170
Miscellaneous Records	171
Team Season Leaders	172
Team Single-Game Leaders	173
1,000-Point Club	174-177
30-Point Club	178-179
Outstanding Performances	180-181
Individual Year-by-Year Leaders	182-183
Team Year-by-Year Statistics	184-185
Houston as a Ranked Team	186-187
Houston vs. Ranked Teams	188-189
Rankings Breakdown	190
Starting Lineups	191-193
Regular-Season	
Tournaments History	194-195
100-Point Games	196-197
NCAA Postseason Records	198
NIT Records	199
CBI Records	200
Conference Tournament Records	201
Freshman Single-Season Records	202-203
Miscellaneous Records	204-205
Fertitta Center Team Records	206
Fertitta Center Individual Records	207
Home Attendance Records	208

QUICK FACTS

GENERAL INFORMATION

Location:	Houston, Texas
Founded:	1927
Enrollment:	47,035
President/Chancellor:	Dr. Renu Khator
Vice President for Athletics:	Chris Pezman
NCAA Faculty Representative:	Dr. Catherine Horn
Conference:	American Athletic
Nickname:	Cougars
Colors:	Scarlet (PMS 186) and White
Arena (capacity):	Fertitta Center (7,035)

2022-23 PREVIEW

Lettermen Returning/Lost:	7 / 5
Redshirts Returning:	2
Newcomers:	3
Starters Returning:	3
(G) Marcus Sasser (Sr., 6-2, 195, 17.7 ppg, 2.8 rpg)	
(G) Reggie Chaney (c-Sr., 6-8, 230, 3.2 ppg, 2.2 rpg)	
(G) Jamal Shead (Jr., 6-1, 190, 10.0 ppg, 5.8 apg)	
Starters Lost:	4
(G) Kyler Edwards (Sr., 6-4, 205, 13.8 ppg, 5.9 rpg)	
(F) Fabian White Jr. (c-Sr., 6-8, 225, 12.5 ppg, 5.7 apg)	
(F) Josh Carlton (c-Sr., 6-10, 245, 11.6 ppg, 6.2 rpg)	
(G) Taze Moore (c-Sr., 6-5, 185, 10.4 ppg, 4.9 rpg)	
Returning Scoring:	36.0% (1,023 of 2,844 pts.)
Returning Rebounding:	42.1% (624 of 1,482 rebs.)
Returning Assists:	51.5% (318 of 617 asts.)

2021-22 REVIEW

Final Rankings:	#15 (AP) / #7 (Ferris Mowers Coaches)
2021-22 Overall Record:	32-6
2021-22 American Finish:	15-3 (Champions); American Athletic Conference Tournament Champions
2021-22 Postseason:	NCAA Elite Eight

COACHING STAFF

Head Coach:	Kelvin Sampson (UNC Pembroke '78)
Record at Houston:	199-70 (9th yr.)
Career Record:	699-340 (34th yr.)
Assistant Coaches:	Kellen Sampson, Quannas White, Hollis Price

SUPPORT STAFF

Special Assistant to the Head Coach:	K.C. Beard
Director of Operations & Basketball Strategy:	Bobby Champagne
Director of Operations:	Lauren Sampson
Director of Player Development:	Anthony Goldwire
Director of Program Strategy & Player Relations:	Bilal Batley
Video Coordinator:	Matthew McDonald
Associate AD for Sports Medicine:	John Houston
Director of Sports Performance:	Alan Bishop
Associate Director of Operations:	Daniel Hixon
Video Assistant:	Miles Lester
Internal Operations:	Kellen Hutchinson, Cole Rabedeaux
Student Managers:	Eddie Lopez, Jonathan Loreda, Matthew Criswell, Will Sims, Carson Calhoun, Blaise Dupre, Bradley Seibert, Ben Still, Ciarra Merchant, Luke Scheffler, Cameron Simmons, Jayla Dailey

MEN'S BASKETBALL HISTORY

First Season:	1946
All-Time Record:	1,370-873 (.611)
Overall Postseason Record:	44-42 (.512)
NCAA Tournament Appearances:	23
Final Four Appearances:	6 (2021, 1984, 1983, 1982, 1968, 1967)
Last NCAA Appearance:	2022 NCAA Tournament (lost to #6/5 Villanova, NCAA Elite Eight)
NIT Appearances:	11
Last NIT Appearance:	2017 (lost to Akron, First Round)
Regular-Season Conference Titles:	10 (2021-22)
Conference Tournament Titles (Last):	8 (2022)



2022-23 SCHEDULE

Date (Day)	Opponent	Site	Television	Radio	Time
Nov. 7 (Mon.)	NORTHERN COLORADO	FERTITTA CENTER	ESPN+	950 AM KPRC	7 p.m.
<i>Veterans Classic</i>					
Nov. 11 (Fri.)	vs. Saint Joseph's	Annapolis, Md. (Alumni Hall)	CBSSN	950 AM KPRC	5 p.m.
<i>Cougar Classic</i>					
Nov. 14 (Mon.)	ORAL ROBERTS	FERTITTA CENTER	ESPN+	950 AM KPRC	7 p.m.
Nov. 15 (Tue.)	Oral Roberts at Texas Southern	H&PE Arena (Houston)			
Nov. 16 (Wed.)	TEXAS SOUTHERN	FERTITTA CENTER	ESPN+	950 AM KPRC	7 p.m.
Nov. 20 (Sun.)	at Oregon	Eugene, Ore.	ESPN	950 AM KPRC	8:30 p.m.
Nov. 26 (Sat.)	KENT STATE	FERTITTA CENTER	ESPN+	950 AM KPRC	TBA
<i>Eracism</i>					
Nov. 29 (Tue.)	NORFOLK STATE	FERTITTA CENTER	ESPN+	950 AM KPRC	7 p.m.
<i>The Battleground 2K22</i>					
Dec. 3 (Sat.)	vs. Saint Mary's (Calif.)	Fort Worth, Texas (Dickies Arena)	ESPN2	950 AM KPRC	8:30 p.m.
Dec. 6 (Tue.)	NORTH FLORIDA	FERTITTA CENTER	ESPN+	950 AM KPRC	7 p.m.
Dec. 10 (Sat.)	ALABAMA	FERTITTA CENTER	ABC	950 AM KPRC	2 p.m.
<i>Coaches vs. Racism</i>					
Dec. 13 (Tue.)	NORTH CAROLINA A&T	FERTITTA CENTER	ESPN+	950 AM KPRC	7 p.m.
Dec. 17 (Sat.)	at Virginia	Charlottesville, Va.	ESPN2	950 AM KPRC	1 p.m.
Dec. 21 (Wed.)	MCNEESE (DH)	FERTITTA CENTER	ESPN+	950 AM KPRC	7 p.m.
Dec. 28 (Wed.)	* at Tulsa	Tulsa, Okla.	ESPN2/ESPNU	950 AM KPRC	8 p.m.
Dec. 31 (Sat.)	* UCF	FERTITTA CENTER	ESPN+	950 AM KPRC	1 p.m.
Jan. 5 (Thur.)	* SMU	FERTITTA CENTER	ESPN2	950 AM KPRC	6 p.m.
Jan. 8 (Sun.)	* at Cincinnati	Cincinnati, Ohio	ESPN	950 AM KPRC	2 p.m.
Jan. 11 (Wed.)	* SOUTH FLORIDA	FERTITTA CENTER	ESPN+	950 AM KPRC	7 p.m.
Jan. 17 (Tue.)	* at Tulane	New Orleans, La.	ESPN+	950 AM KPRC	6 p.m.
Jan. 22 (Sun.)	* TEMPLE	FERTITTA CENTER	ESPN	950 AM KPRC	2 p.m.
Jan. 25 (Wed.)	* at UCF	Orlando, Fla.	ESPN+	950 AM KPRC	6 p.m.
Jan. 28 (Sat.)	* CINCINNATI	FERTITTA CENTER	CBS	950 AM KPRC	1:15 p.m.
Feb. 2 (Thur.)	* at Wichita State	Wichita, Kan.	ESPN2	950 AM KPRC	8 p.m.
Feb. 5 (Sun.)	* at Temple	Philadelphia, Pa.	ESPN2	950 AM KPRC	5 p.m.
Feb. 8 (Wed.)	* TULSA	FERTITTA CENTER	ESPN+	950 AM KPRC	7 p.m.
Feb. 16 (Thur.)	* at SMU	Dallas, Texas	ESPN2	950 AM KPRC	6 p.m.
Feb. 19 (Sun.)	* MEMPHIS	FERTITTA CENTER	ESPN	950 AM KPRC	2 p.m.
Feb. 22 (Wed.)	* TULANE	FERTITTA CENTER	ESPN2/ESPNU	950 AM KPRC	8 p.m.
Feb. 25 (Sat.)	* at East Carolina	Greenville, N.C.	ESPN2/ESPNU	950 AM KPRC	7 p.m.
<i>Senior Night</i>					
March 2 (Thur.)	* WICHITA STATE	FERTITTA CENTER	ESPN2/ESPNU	950 AM KPRC	6 p.m.
March 5 (Sun.)	* at Memphis	Memphis, Tenn.	CBS	950 AM KPRC	11 a.m.
<i>American Athletic Conference Championship</i>					
March 9-12 (Thur.-Sun.)	vs. TBA	Fort Worth, Texas (Dickies Arena)	TBA	950 AM KPRC	TBA
<i>NCAA Tournament First Four</i>					
March 14-15 (Tue.-Wed.)	vs. TBA	Dayton, Ohio	TBA	950 AM KPRC	TBA
<i>NCAA Tournament First/Second Rounds</i>					
March 16-19 (Thur.-Sun.)	vs. TBA	TBA	TBA	950 AM KPRC	TBA
<i>NCAA Tournament Regionals</i>					
March 23-26 (Thur.-Sun.)	vs. TBA	TBA	TBA	950 AM KPRC	TBA
<i>NCAA Tournament Final Four</i>					
April 1 / April 3 (Sat. / Mon.)	vs. TBA	Houston, Texas (NRG Stadium)	TBA	950 AM KPRC	TBA

* – American Athletic Conference game

Home games listed in **BOLD CAPS** and are played in Fertitta Center (7,035) on University of Houston campus**(DH)** – Doubleheader with Houston Women's BasketballAll times are Central • Dates and times are subject to change
Broadcast networks and stations are subject to change

2023 NCAA TOURNAMENT HOSTS & SITES

FIRST FOUR

March 14-15 UD Arena (Dayton / Dayton, Ohio)

FIRST and SECOND ROUNDS

March 16 & 18 Legacy Arena (Southeastern Conference / Birmingham, Ala.)
Wells Fargo Arena (Drake / Des Moines, Iowa)
Amway Center (UCF / Orlando)
Golden 1 Center (Cal State Sacramento / Sacramento, Calif.)

March 17 & 19 MVP Arena (Metro Atlantic Athletic Conference / Albany, N.Y.)
Nationwide Arena (Ohio State / Columbus, Ohio)
Ball Arena (Mountain West Conference / Denver)
Greensboro Coliseum (Atlantic Coast Conference / Greensboro, N.C.)

REGIONALS

March 23 & 25 East – Madison Square Garden (Big East Conference / New York)
West – T-Mobile Arena (UNLV / Las Vegas)

March 24 & 26 Midwest – T-Mobile Center (Big 12 Conference / Kansas City, Mo.)
South – KFC Yum! Center (Louisville / Louisville, Ky.)

FINAL FOUR

April 1 / 1 NRG Stadium (Houston/Rice/Houston Baptist/Texas Southern/Houston)

2022-23 ROSTERS

Numerical

No.	Name	Pos.	Ht.	Wt.	Cl.-Exp.	Hometown-High School (Last School)
0	Marcus Sasser	G	6-2	195	* Sr.-3L	Dallas, Texas-Red Oak
1	Jamal Shead	G	6-1	190	* Jr.-2L	Manor, Texas-Manor
3	Ramon Walker Jr.	G	6-4	210	So.-1L	Pearland, Texas-Shadow Creek
4	Darius Bowser	C	6-9	230	Gr.-TR	Gaffney, S.C.-Gaffney (Charleston Southern)
5	Ja'Vier Francis	F	6-8	225	So.-1L	New Orleans, La.-Monteverde Academy [Fla.]
12	Tramon Mark	G	6-5	195	* r-So.-2L	Dickinson, Texas-Dickinson
13	J'Wan Roberts	F	6-7	230	* r-Jr.-2L	St. Thomas, U.S. Virgin Islands-Shoemaker [Killeen, Texas]
20	Ryan Elvin	G	6-1	165	* Jr.-SQ	Round Rock, Texas-Cedar Ridge
21	Emanuel Sharp	G	6-3	205	r-Fr.-RS	Tampa, Fla.-Bishop McLaughlin School
23	Terrance Arceneaux	G	6-5	185	Fr.-HS	Beaumont, Texas-Beaumont United
24	Mylik Wilson	G	6-2	170	* Sr.-TR	Rayville, La.-Rayville (Texas Tech/Louisiana)
25	Jarace Walker	F	6-8	235	Fr.-HS	New Freedom, Pa.-IMG Academy [Bradenton, Fla.]
32	Reggie Chaney	F	6-8	230	c-Sr.-2L	Tulsa, Okla.-Findlay Prep [Henderson, Nev.] (Arkansas)

* – eligible for extra COVID year following senior season

Coaching Staff

- Head Coach:** Kelvin Sampson (UNC Pembroke '78; 9th season at Houston)
- Assistant Coach:** Kellen Sampson (Oklahoma '06; 9th season at Houston)
- Assistant Coach:** Quannas White (Oklahoma '04; 6th season at Houston)
- Assistant Coach:** Hollis Price (Oklahoma '11; 1st season as coach/9th season at Houston)

Support Staff

- Special Assistant to the Head Coach:** K.C. Beard (Boise State '08)
- Director of Operations & Basketball Strategy:** Bobby Champagne (South Alabama '90)
- Director of Basketball Operations:** Lauren Sampson (Oklahoma '04)
- Video Coordinator:** Matthew McDonald (Houston '19)
- Director of Player Development:** Anthony Goldwire (Houston '02)
- Director of Program Strategy & Player Relations:** Bilal Batley (Oklahoma '07)
- Associate AD for Sports Medicine:** John Houston (Texas Tech '91)
- Director of Sports Performance:** Alan Bishop (Utah State '09)
- Internal Operations:** Kellen Hutchinson (Houston '21), Cole Rabedeaux (Wisconsin-Eau Claire '20)
- Student Managers:** Eddie Lopez, Jonathan Loreda, Matthew Criswell, Will Sims, Carson Calhoun, Blaise Dupre, Bradley Seibert, Ben Still, Ciarra Merchant, Luke Scheffler, Cameron Simmons, Jayla Dailey

Alphabetical

No.	Name	Pos.	Ht.	Wt.	Cl.-Exp.	Hometown-High School (Last School)
23	Terrance Arceneaux	G	6-5	185	Fr.-HS	Beaumont, Texas-Beaumont United
4	Darius Bowser	C	6-9	230	Gr.-TR	Gaffney, S.C.-Gaffney (Charleston Southern)
32	Reggie Chaney	F	6-8	230	c-Sr.-2L	Tulsa, Okla.-Findlay Prep [Henderson, Nev.] (Arkansas)
20	Ryan Elvin	G	6-1	165	* Jr.-SQ	Round Rock, Texas-Cedar Ridge
5	Ja'Vier Francis	F	6-8	225	So.-1L	New Orleans, La.-Monteverde Academy [Fla.]
12	Tramon Mark	G	6-5	195	* r-So.-2L	Dickinson, Texas-Dickinson
13	J'Wan Roberts	F	6-7	230	* r-Jr.-2L	St. Thomas, U.S. Virgin Islands-Shoemaker [Killeen, Texas]
0	Marcus Sasser	G	6-2	195	* Sr.-3L	Dallas, Texas-Red Oak
21	Emanuel Sharp	G	6-3	205	r-Fr.-RS	Tampa, Fla.-Bishop McLaughlin School
1	Jamal Shead	G	6-1	190	* Jr.-2L	Manor, Texas-Manor
25	Jarace Walker	F	6-8	235	Fr.-HS	New Freedom, Pa.-IMG Academy [Bradenton, Fla.]
3	Ramon Walker Jr.	G	6-4	210	So.-1L	Pearland, Texas-Shadow Creek
24	Mylik Wilson	G	6-2	170	* Sr.-TR	Rayville, La.-Rayville (Texas Tech/Louisiana)

* – eligible for extra COVID year following senior season

PRONUNCIATION GUIDE

Names

TERRANCE ARCENEAUX	Tair-Ants Ar-Suh-No
DARIUS BOWSER	Dare-E-Us Bow (as in now)-Zur
Bobby CHAMPAGNE	Sham-Pain
Ja'VIER Francis	Jay-Vee-Ur
TRAMON Mark	Truh-Mon
J'WAN Roberts	Juh-Wahn
Cole RABEDEAUX	Rab-Uh-Doe

Hometowns

EMANUEL Sharp	E-Man-You-Ell	BEAUMONT, Texas	Bo-Mont
JAMAL SHEAD	Juh-Mall Shed	BRADENTON, Fla.	Bray-Den-Ton
QUANNAS White	Kwah-Nus	GAFFNEY, S.C.	Gaff-Nee
MYLIK Wilson	Muh-Leek	MANOR, Texas	May-Nor
		PEARLAND, Texas	Pair-Land

BREAKDOWN

By Position

Guards (8):	Arceneaux, Elvin, Mark, Sasser, Sharp, Shead, R. Walker Jr., Wilson
Forwards (4):	Chaney, Francis, Roberts, J. Walker
Centers (1):	Bowser

By Class

Graduate (1):	Bowser
Seniors (3):	Chaney, Sasser, Wilson
Juniors (3):	Elvin, Roberts, Shead
Sophomores (3):	Francis, Mark, R. Walker Jr.
Redshirt Freshmen (1):	Sharp
Freshmen (2):	Arceneaux, J. Walker

By Experience

Three Letters (1):	Sasser
Two Letters (4):	Chaney, Mark, Roberts, Shead
One Letter (2):	Francis, R. Walker Jr.
Squad (1):	Elvin
Redshirt (1):	Sharp
Transfer (2):	Bowser, Wilson
High School (2):	Arceneaux, J. Walker

By Nation

USA (13):	Arceneaux, Bowser, Chaney, Elvin, Francis, Mark, Sasser, Sharp, Shead, J. Walker, R. Walker Jr., Wilson
U.S. Virgin Islands (1):	Roberts

By State

Texas (6):	Arceneaux, Elvin, Mark, Sasser, Shead, R. Walker Jr.
Florida (1):	Sharp
Louisiana (2):	Francis, Wilson
Oklahoma (1):	Chaney
Pennsylvania (1):	J. Walker
South Carolina (1):	Bowser

By Height

6-9 (1):	Bowser
6-8 (3):	Chaney, Francis, J. Walker
6-7 (1):	Roberts
6-5 (2):	Arceneaux, Mark
6-4 (1):	R. Walker Jr.
6-3 (1):	Sharp
6-2 (2):	Sasser, Wilson
6-1 (2):	Elvin, Shead

By Weight

235 (1):	J. Walker
230 (3):	Bowser, Chaney, Roberts
225 (1):	Francis
210 (1):	R. Walker Jr.
205 (1):	Sharp
195 (2):	Mark, Sasser
190 (1):	Shead
185 (1):	Arceneaux
170 (1):	Wilson
165 (1):	Elvin

GUY V. LEWIS DEVELOPMENT FACILITY

INFORMATION



In April 2016, both the University of Houston Men's and Women's Basketball programs celebrated their bright futures when the Guy V. Lewis Development Center was officially dedicated.

Designed by DLR Group and Page, the Guy V. Lewis Basketball Center is located adjacent to Fertitta Center at the corner of Cullen Boulevard and Holman Street on the UH campus. Construction on the \$25 million facility began in late September and was completed in Fall 2015.

Austin Commercial served as the construction manager.

The 53,000 square-foot facility provides the environment that the Houston Men's and Women's Basketball student-athletes need to excel throughout the season in all areas.

The first level houses a dedicated practice court for each team as well as shared sports performance and sports medicine areas, which are shared by both programs.

QUICK FACTS

Name:	Guy V. Lewis Development Facility
Location:	Corner of Cullen Boulevard and Holman Street on the UH campus
Cost:	\$25 million
Size:	52,923 square feet
Dedicated:	April 3, 2015
Named for:	Former Head Coach Guy V. Lewis (1956-86)
Levels:	3
	<ul style="list-style-type: none"> Dedicated practice court for each program as well as sports performance and sports medicine areas to be used by both programs on first level Team areas, including locker rooms and academic/film rooms on second level Office space for Men's and Women's Basketball coaching/support staffs on third level
Architects:	DLR Group and Page
Construction Manager:	Austin Commercial

The second level feature the teams' areas, which include locker rooms and academic/film theaters. The team rooms contain spacious, modern lockers, multiple video screens for television and comfortable furniture.

The third level hold office space for both Men's and Women's Basketball coaching and support staffs.

"I am proud and grateful that our administration recognizes how important this is. UH Chancellor/President Dr. (Renu) Khator and Mack Rhoades have made a commitment to make our program better. When you are playing in a conference with the defending national champion and other tradition-rich programs, we need to have competitive advantages like this facility will provide," Head Coach Kelvin Sampson said. "Teams become better from October to March. For players to get better, it has to be from March to October. We will have a place where our players can practice, work out, shoot, develop chemistry and improve their work ethics. They can do this, 24 hours a day, 365 days a year with this facility."



FERTITTA CENTER

INFORMATION



The University of Houston Men’s and Women’s Basketball programs began play in a new game arena during the 2018-19 season when the Fertitta Center officially opened with a 65-61 win over No. 18/21 Oregon on Dec. 1, 2018, in front of a sellout crowd of 7,039.

With the completion of the 2016-17 season, Hofheinz Pavilion underwent a \$60 million renovation. The renovation was made possible through a generous \$20 million donation from University of System Board of Regents Chairman Tilman J. Fertitta and his family in late August 2016.

The facility features a premium club area and a courtside club. The reconfigured bowl moved mid-court seating locations closer to game action with floor-level seating opposite the team benches for UH students. Renovations included a new audio system, sports lighting and video boards as well as new concession stands and expanded restrooms. The facility’s exterior also was refreshed.

QUICK FACTS	
Name:	Fertitta Center
Location:	3422 Cullen Blvd. Corner of Cullen Boulevard and Holman Street on the UH campus
Capacity:	7,035
All-Time Record:	60-4 (.938)
All-Time Attendance:	362,446 (5,664 avg.)
First Game:	vs. #18/21 Oregon (Dec. 1, 2018)
First Win:	W, 65-61, vs. #18/21 Oregon (Dec. 1, 2018)
Current Streak:	4 wins (Feb. 17, 2022– present)
Long Winning Streak:	37 games (Dec. 19, 2019 – Feb. 12, 2022)
Long Losing Streak:	1 (Feb. 12, 2022; Dec. 15, 2019; Nov. 15, 2019; March 2, 2019)
Renovation Cost:	\$60 million
Historic Donation:	\$20 million from UH System Board of Regents Chairman Tilman J. Fertitta and his family
Arena Amenities	Premium club area and courtside club Reconfigured bowl with mid-court seating closer to game action Floor-level seating opposite team benches for UH students New audio system, sports lighting and video boards New concession stands and expanded restrooms
Architects:	PGAL and AECOM
Project Manager:	Turner Construction

Prominent to the center’s exterior, the renovation will preserve the legacy of the Hofheinz family and its contributions to both UH and the city of Houston. UH

will transform an area adjacent to the new facility into Hofheinz Plaza, where fans will be greeted by a bronze statue of former Harris County Judge Roy Hofheinz.

The University of Houston will request that city officials rename a portion of Holman Street in front of the arena after the Hofheinz family. In addition, Roy Hofheinz’s records will be permanently archived and publicly accessible as a special collection in the UH library and the Alumni Center will house an area describing the lives and public service of Roy and Irene Hofheinz.

“This gift is personal. It represents a commitment from my family and me to support the University of Houston in its quest to strengthen our nationally competitive institution both in academics and athletics,” Fertitta said. “Upgrading our athletics facilities shows we are serious about competing at the highest levels of collegiate sports for many years to come. I’m proud of where the University of Houston is today and I’m proud to make this investment in my university’s future.”



MEDIA INFORMATION

ATHLETICS COMMUNICATIONS



ANDREW PATE
ASSOCIATE AD
Cell: (713) 387-9119
arpate@central.uh.edu
FOOTBALL, ADMINISTRATION



JEFF CONRAD
ASSISTANT AD
Cell: (713) 557-3841
jaconrad@central.uh.edu
MEN'S BASKETBALL, MEN & WOMEN'S GOLF



ARI DAVIS
ASSISTANT AD
Cell: (801) 243-8265
aridavis@central.uh.edu
FOOTBALL (Secondary), BASEBALL



FLETCHER LIKE
DIRECTOR
Cell: (503) 709-3786
flike@central.uh.edu
WOMEN'S BASKETBALL, TRACK & FIELD, CROSS COUNTRY



DAN HAMILTON
ASSISTANT DIRECTOR
Cell: (813) 240-6817
dchamill3@central.uh.edu
SOFTBALL, VOLLEYBALL



MAYRA GURRUSQUIETA
TED NANCE COMMUNICATIONS ASSISTANT
Cell: (281) 520-8884
mlgurrus@cougar.net.uh.edu
SOCCER, SWIMMING & DIVING, TENNIS

The University of Houston is an equal opportunity institution whose programs, services, activities and operations are without discrimination as to sex, color, or national origin and are not opposed to qualified handicapped persons.

CREDENTIALS

All requests for working press, radio, television, photography or scouting credentials should be made to **Assistant AD for Athletics Communications Jeff Conrad** at least 48 hours before tipoff. Seating on press row is for **working** media only.

All space for the working press, radio and television is allocated by the Houston Athletics Communications Office, which reserves the right to deny credentials to any outlet. Spouses, dates, children and non-workers are restricted from press row. Any abuse of a working credential will result in the media agency losing credential privileges.

Freelance and/or non-daily writers may be asked to produce copies of actual publications in which their work has appeared. Admission to press row is by pass only.

ACCREDITATION GUIDELINES

- ← All credentials requests are reviewed on an annual basis. Receipt of Houston Athletics credentials from previous seasons does not guarantee credentials for the following season. Receipt of credentials from other Houston colleges and universities and/or professional sports organizations is not relevant.
- ← Only full-time, salaried employees intending to provide actual game coverage may receive credentials.
- ← A requesting media agency must represent a collective, organizational editorial voice, not simply the offerings of a single individual.
- ← Membership in a writers' association does not automatically qualify an agency for credentials.
- ← A media agency may assign one of its credentials to its online entity.
- ← An online entity, not associated with a traditional media agency, may qualify for one credential, subject to the following conditions:
 1. An online entity may receive a credential only if its own full-time staff writes a majority of that site's material.
 2. Online entities that focus primarily on University of Houston Athletics and sponsor message boards or chat rooms, may receive credentials provided they adhere to a policy that requires that a posted message or opinion is identified with the actual name and city of the individual posting the message.
 3. Any online service that is recognized as an outlet intended primarily for the purpose of delivering news related to the recruitment of student-athletes will not qualify for credentials.
 4. Online entities will not receive photography credentials.
 5. Online entities (other than those identified above) registering 20,000 legitimate unique users per month in each of the past 12 months will be given first consideration.

ATHLETICS COMMUNICATIONS OFFICE

The University of Houston Athletics Communications Office is located in the Ted Nance Suite (No. 2008) on the second floor of the Athletics/ Alumni Center.

The Athletics/Alumni Center is located at 3204 Cullen Blvd., between Daryl & Lori Schroeder Field (baseball stadium) and Fertitta Center.

CREDENTIALS

Arrangements for media credentials for the University of Houston's 2022-23 home basketball season must be made through the Houston Athletics Communications Office.

Credential requests by accredited media members should be made emailed to **Assistant AD for Communications Jeff Conrad** at least 48 hours before tipoff.

Credentials will **NOT** be mailed. Those credentials not picked up prior to the game will be left at Media Will Call.

NBA SCOUTS

NBA scouts will be provided media credentials on a space-available basis. Seating for NBA scouts will be in a designated area, as available.

INTERVIEWS

All interviews with Houston coaches, student-athletes and administrators **MUST** be coordinated through the Athletics Communications Office.

Arrangements to speak with a member of the men's basketball program should be made with **Assistant AD for Communications Jeff Conrad** (713-743-9410/jaconrad@central.uh.edu) at least one day prior to the desired interview date. Student-athletes and coaches are generally available before and after practice.

The locker rooms, training room and weight room inside Houston Men's Basketball home venues are off-limits to reporters.

On game days, no Houston student-athletes will be available until the postgame media session.

GAME DAY

Due to the COVID-19 pandemic, including notes and statistics, will be available digitally on the Houston Athletics web site.

Postgame books will be provided as soon as they are available. Postgame interviews for **Head Coach Kelvin Sampson** and selected student-athletes will be held in person in the Jim Nantz Media Center.

After a brief, cooling-off period, Sampson and selected student-athletes will be brought to the media room to answer questions.

PRESS SEATING and PARKING

Press row seats are for working newspaper writers, radio and television reporters, along with Houston Athletics staff, and are allocated by the Houston Athletics Communications Office, which reserves the right to deny credentials to any outlet. Admission to press row is by pass only.

Media parking will be available on a first-come, first-serve basis in the TDECU Stadium Garage off Holman Street.

For more information about parking, media members should contact **Assistant AD for Communications Jeff Conrad**.

INTERNET

Media members are invited to use the wireless internet inside the Fertitta Center.

The network is Fertitta-WiFi with no password.

PHOTOGRAPHERS

Photographers and videographers are allowed to shoot from the baseline only.

Only those on assignment and with proper media credentials and equipment will be allowed to shoot game action from the floor. No flash attachments, monopods or tripods may be used.

RADIO/TELEVISION BROADCASTS

All requests for radio/TV broadcasts must be made in advance through **Assistant AD for Communications Jeff Conrad**

VISITING RADIO

Phone lines for originating radio broadcasts will be provided on a reciprocal basis. Contact **Assistant AD for Communications Jeff Conrad** to obtain those numbers in advance of game day.

ACCESS TO HOUSTON INFORMATION

UHCougars.com – The official web site of University of Houston Athletics includes rosters, schedules, statistics, player profiles, press releases, game notes and more. The site is updated daily and also includes links to listen to Houston Athletics events live over the Internet.

E-Mail List – Press releases, notes and statistics are e-mailed to a large contingent of media. To be added to the list, please contact **Assistant AD for Communications Jeff Conrad** (713-743-9410/jaconrad@central.uh.edu).

Notes packets will be available prior to each game.

THE AMERICAN.ORG

The league's official web site contains information on all 12 member schools, including updated conference statistics, schedules and standings.

MEDIA INFORMATION

HOUSTON COUGARS SPORTS PROPERTIES – LEARFIELD

Houston Cougars Sports Properties is the locally based LEARFIELD team committed to extending the affinity of the University of Houston brand to businesses and corporations of all sizes looking to align with the undeniably loyal and passionate collegiate fan base.

As the exclusive athletics multimedia rightsholder, Houston Cougars Sports Properties manages all aspects of the rights relationship, providing corporate partners both traditional and new media opportunities with UH.

They can bolster their own brand and garner maximum exposure through such inventory as venue signage; event sponsorships and promotion; corporate hospitality; radio and television; digital engagement and visibility via the official athletics website UHCougars.com.



LAUREN WILSON

General Manager

lauren.wilson@learfieldimgcollege.com

(713) 818-1812



ANNALISA ALDAZ

Partnership Services Coordinator

annalisa.aldaz@learfieldimgcollege.com

(915) 873-8812

ATHLETICS TICKET OFFICE

The University of Houston Athletics Ticket Office is located at 3700 Cullen Blvd., on the northeast corner of TDECU Stadium, just outside Gate 1. All major credit cards are accepted.

The ticket office is open from 9 a.m. to 5 p.m., Monday through Friday, with parking available in the TDECU Stadium Garage with the first 30 minutes in that lot free.


Tickets can also be purchased online by visiting UHCougars.com/tickets and following the appropriate links or by calling 713-462-6647 during regular business hours.

TICKETS SALES

For the third consecutive season, Houston Basketball has sold out of its season ticket allotment inside the Fertitta Center.

A limited number of single-game tickets will be available for each home game inside Fertitta Center.

For more information, fans can visit UHCougars.com/tickets and follow the appropriate links or call 713-462-6647.



ON THE AIR

Jeremy Branham begins his seventh season behind the microphone as the voice of Houston Men's Basketball in 2022-23.

Branham is no stranger to Houston Athletics. He served as the radio play-by-play broadcaster for Houston Women's Basketball for 10 years and continues to call Houston Baseball games following the Men's Basketball season.



In addition, he serves as the sideline reporter during Houston Football games and hosts Men's Basketball Head Coach Kelvin Sampson's and Football Head Coach Dana Holgorsen's weekly radio shows. He has also called the play-by-play action for Major League Soccer's Houston Dynamo.

Branham, who is a Humble, Texas, native, has extensive broadcast experience, first working as a fill-in broadcaster for the Houston ISP Sports Network during the 2005-06 Women's Basketball season.

He received his bachelor's degree from the University of Houston in 2010.

For the 13th straight season, Houston and NBA legend **Elvin Hayes** will serve as the radio analyst on the men's basketball broadcasts in 2022-23.



As a Cougar from 1965 to 1968, Hayes established himself as one of the finest players in college basketball history. The Rayville, La., native led the Cougars to a combined 81-12 record and back-to-back NCAA Final Four appearances in 1967 and 1968.

During his final collegiate season in 1967-68, he was a consensus National Player of the Year selection after averaging 36.8 points and 18.9 rebounds per game. He remains the program's leading scorer and rebounder, averaging 31.0 points and 17.2 rebounds per game during his career.

Following his Houston days, he was taken with the No. 1 overall pick in the 1968 NBA Draft by the San Diego Rockets. In 16 seasons in the NBA, Hayes averaged 21.0 points and 12.2 rebounds per game. He was named to the All-NBA First or Second Teams six times and was a 12-time NBA All-Star.

In 1996, he was named one of the NBA's 50 Greatest Players.

Hayes was inducted into the Houston Athletics Hall of Honor in 1974 and joined the Naismith Memorial Basketball Hall of Fame in 1990.





THE AMERICAN COMPOSITE SCHEDULE

* - American Athletic Conference game

NOVEMBER

Monday, Nov. 7

Table with 3 columns: Game, Time, Network. Includes Northern Colorado at Houston, Chaminade at Cincinnati, Wagner at Temple, UNC Asheville at UCF, SE Missouri State at South Florida, Central Arkansas at Wichita State, Texas A&M Commerce at SMU, UMBAC at Tulane, Tulsa at Oregon State, Memphis at Vanderbilt.

Tuesday, Nov. 8

Table with 3 columns: Game, Time, Network. Includes Mercer at East Carolina.

Thursday, Nov. 10

Table with 3 columns: Game, Time, Network. Includes Cleveland State at Cincinnati.

Friday, Nov. 11

Table with 3 columns: Game, Time, Network. Includes Veterans Classic (Annapolis, Md.), Houston vs. Saint Joseph's, Florida State at UCF, Villanova at Temple, McNeese State at Tulane, South Florida at Auburn, SMU at Dayton.

Saturday, Nov. 12

Table with 3 columns: Game, Time, Network. Includes Jackson State at Tulsa, Presbyterian at East Carolina, Alcorn State at Wichita State.

Sunday, Nov. 13

Table with 3 columns: Game, Time, Network. Includes Eastern Kentucky at Cincinnati.

Monday, Nov. 14

Table with 3 columns: Game, Time, Network. Includes Cougar Classic, Oral Roberts at Houston, Stetson at South Florida, Western Illinois at UCF.

Tuesday, Nov. 15

Table with 3 columns: Game, Time, Network. Includes Vanderbilt at Temple, New Mexico at SMU, Memphis at Saint Louis.

Wednesday, Nov. 16

Table with 3 columns: Game, Time, Network. Includes Cougar Classic, Texas Southern at Houston, Hampton at East Carolina, Charleston Southern at Tulane, Cincinnati at Northern Kentucky.

Thursday, Nov. 17

Table with 3 columns: Game, Time, Network. Includes Myrtle Beach Invitational (Myrtle Beach, S.C.), Tulsa vs. Loyola Chicago, Austin Peay at South Florida, Wichita State at Richmond.

Friday, Nov. 18

Table with 3 columns: Game, Time, Network. Includes Basketball Hall of Fame Showcase (Uncasville, Conn.), Temple vs. Rutgers, Baha Mar Hoops Bahamas Championship (Nassau, Bahamas), UCF vs. Oklahoma State, Myrtle Beach Invitational (Myrtle Beach, S.C.), Tulsa vs. Boise State/Charlotte.

Saturday, Nov. 19

Table with 3 columns: Game, Time, Network. Includes Evansville at SMU.

Sunday, Nov. 20

Table with 3 columns: Game, Time, Network. Includes Houston at Oregon, Baha Mar Hoops Bahamas Championship (Nassau, Bahamas), UCF vs. DePaul/Santa Clara, VCU at Memphis, Myrtle Beach Invitational (Myrtle Beach, S.C.), Tulsa vs. TBD.

Monday, Nov. 21

Table with 3 columns: Game, Time, Network. Includes Gulf Coast Showcase (Estero, Fla.), East Carolina vs. Indiana State, Hall of Fame Classic (Kansas City, Mo.), Wichita State vs. Grand Canyon, Cayman Islands Classic (Grand Cayman, Cayman Islands), Tulane vs. Nevada, Sunshine Slam (Daytona Beach, Fla.), South Florida vs. UAB, Empire Classic (Brooklyn, N.Y.), Temple vs. St. John's, Maui Jim Maui Invitational (Lahaina, Hawaii), Cincinnati vs. Arizona.

Tuesday, Nov. 22

Table with 3 columns: Game, Time, Network. Includes Gulf Coast Showcase (Estero, Fla.), East Carolina vs. Toledo/Kansas City, Sunshine Slam (Daytona Beach, Fla.), South Florida vs. UGA/Saint Joseph's, Maui Jim Maui Invitational (Lahaina, Hawaii), Cincinnati vs. Ohio St/San Diego St., Cayman Islands Classic (Grand Cayman, Cayman Islands), Tulane vs. Kansas State/Rhode Island, Empire Classic (Brooklyn, N.Y.), Temple vs. Richmond/Syracuse, Louisiana at SMU, Hall of Fame Classic (Kansas City, Mo.), Wichita State vs. N. Iowa/San Francisco.

Wednesday, Nov. 23

Table with 3 columns: Game, Time, Network. Includes Evansville at UCF, Maui Jim Maui Invitational (Lahaina, Hawaii), Cincinnati vs. TBD, Gulf Coast Showcase (Estero, Fla.), East Carolina vs. TBD, Cayman Islands Classic (Grand Cayman, Cayman Islands), Tulane vs. TBD.

Thursday, Nov. 24

Table with 3 columns: Game, Time, Network. Includes ESPN Events Invitational (Bay Lake, Fla.), Memphis vs. Seton Hall.

Friday, Nov. 25

Table with 3 columns: Game, Time, Network. Includes ESPN Events Invitational (Bay Lake, Fla.), Memphis/Oklahoma/Nebraska, Tulsa at Oklahoma State.

Friday, Nov. 25 or Saturday, Nov. 26

Table with 3 columns: Game, Time, Network. Includes St. Francis (NY) at South Florida.

Saturday, Nov. 26

Table with 3 columns: Game, Time, Network. Includes Kent State at Houston, Tarleton State at Wichita State, East Carolina at Old Dominion.

Sunday, Nov. 27

Table with 3 columns: Game, Time, Network. Includes Drexel at Temple, Lamar at SMU, Miami (Fla.) at UCF, ESPN Events Invitational (Bay Lake, Fla.), Memphis vs. TBD.

Monday, Nov. 28

Table with 3 columns: Game, Time, Network. Includes ULM at Tulane.

Tuesday, Nov. 29

Table with 3 columns: Game, Time, Network. Includes Norfolk State at Houston, South Carolina State at East Carolina, UMass at South Florida, Missouri at Wichita State.

Wednesday, Nov. 30

Table with 3 columns: Game, Time, Network. Includes NJIT at Cincinnati, North Alabama at Memphis, SMU at Texas A&M, Temple at La Salle.

DECEMBER

Friday, Dec. 2

Table with 3 columns: Game, Time, Network. Includes Campbell at East Carolina, Charleston Southern at South Florida.

Saturday, Dec. 3

Table with 3 columns: Game, Time, Network. Includes The Battleground 2K22 (Fort Worth, Texas), Saint Mary's vs. Houston, VCU at Temple, Fordham at Tulane, Mississippi at Memphis, Jackson State at SMU, Wichita State at Kansas State, Oral Roberts at Tulsa.

Sunday, Dec. 4

Table with 3 columns: Game, Time, Network. Includes Bryant at Cincinnati, Samford at UCF.

Tuesday, Dec. 6

Table with 3 columns: Game, Time, Network. Includes North Florida at Houston, Saint Joseph's at Temple, Bryant at Tulane, Little Rock at Memphis, East Carolina at UNCW.

Wednesday, Dec. 7

Table with 3 columns: Game, Time, Network. Includes Detroit at Tulsa, Arizona State at SMU.

Saturday, Dec. 10

Table with 3 columns: Game, Time, Network. Includes Alabama at Houston, Xavier at Cincinnati, Central Michigan at Tulsa, Longwood at Wichita State, Holiday Hoopsgiving (Atlanta), Memphis vs. Auburn, Tulane vs. Buffalo, Holiday Hoopsgiving (Fort Worth, Texas), SMU vs. TCU, Temple at Penn.

Sunday, Dec. 11

Table with 3 columns: Game, Time, Network. Includes Tarleton State at UCF, Coppin State at East Carolina.

Monday, Dec. 12

Table with 3 columns: Game, Time, Network. Includes South Florida at Northern Iowa.

Tuesday, Dec. 13

Table with 3 columns: Game, Time, Network. Includes North Carolina A&T at Houston, Mississippi Valley State at Wichita State, Memphis at Alabama.

Wednesday, Dec. 14

Table with 3 columns: Game, Time, Network. Includes Miami (Ohio) at Cincinnati, UCF at Mississippi.

Friday, Dec. 16

Table with 3 columns: Game, Time, Network. Includes Dartmouth at South Florida, Mississippi Valley State at Tulsa.

Saturday, Dec. 17

Table with 3 columns: Game, Time, Network. Includes Houston at Virginia, La Salle at Cincinnati, Texas A&M at Memphis, Oklahoma State at Wichita State.

AutoNation Orange Bowl Basketball Classic (Sunrise, Fla.)

Table with 3 columns: Game, Time, Network. Includes UCF vs. Missouri, Greenville Classic (Greenville, S.C.), East Carolina vs. South Carolina, Temple at Mississippi, Legends of Basketball Showcase (Chicago), Tulane vs. George Mason.

Monday, Dec. 19

Table with 3 columns: Game, Time, Network. Includes Hofstra at South Florida.

Tuesday, Dec. 20

Table with 3 columns: Game, Time, Network. Includes UMEs at Temple.

Wednesday, Dec. 21

Table with 3 columns: Game, Time, Network. Includes McNeese at Houston, Detroit at Cincinnati, Stetson at UCF, Mississippi Valley State at Tulane, Alabama State at Memphis, High Point at East Carolina, Tulsa at LMU.

Thursday, Dec. 22

Table with 3 columns: Game, Time, Network. Includes Hawaiian Airlines Diamond Head Classic (Honolulu), SMU vs. Iona, NJIT at South Florida, Texas Southern at Wichita State.



THE AMERICAN COMPOSITE SCHEDULE

Friday, Dec. 23

Hawaiian Airlines Diamond Head Classic (Honolulu)
SMU vs. Seattle/Utah State 3:30/6 p.m. ESPN2/U

Sunday, Dec. 25

Hawaiian Airlines Diamond Head Classic (Honolulu)
SMU vs. TBD ESPN2/U

Wednesday, Dec. 28

*** Houston at Tulsa 8 p.m. ESPN2/U**
* Temple at East Carolina 6 p.m. ESPN+
* Wichita State at UCF 6 p.m. ESPN+

Thursday, Dec. 29

* South Florida at Memphis 7 p.m. ESPN+
* Tulane at Cincinnati 8 p.m. ESPN2/U

Saturday, Dec. 31

*** UCF at Houston 1 p.m. ESPN+**
* East Carolina at Wichita State 3 p.m. ESPN+

JANUARY

Sunday, Jan. 1

* Tulsa at SMU 2 p.m. ESPN2/U
* Cincinnati at Temple 2 p.m. ESPN2/U
* Memphis at Tulane 2 p.m. ESPN2/U

Wednesday, Jan. 4

* UCF at East Carolina 6 p.m. ESPN+
* Temple at South Florida 6 p.m. ESPN+
* Tulsa at Tulane 6 p.m. ESPN+

Thursday, Jan. 5

*** SMU at Houston 6 p.m. ESPN2**
* Cincinnati at Wichita State 8 p.m. ESPN2/U

Saturday, Jan. 7

* East Carolina at Memphis 1 p.m. ESPN+
* Tulane at Temple 1 p.m. ESPN+

Sunday, Jan. 8

*** Houston at Cincinnati 2 p.m. ESPN**
* Wichita State at South Florida Noon ESPN+
* SMU at UCF 1 p.m. ESPNU

Tuesday, Jan. 10

Temple at Tulsa 7 p.m. ESPN+

Wednesday, Jan. 11

*** South Florida at Houston 7 p.m. ESPN+**
* Memphis at UCF 7 p.m. ESPN+
* Tulane at SMU 7 p.m. ESPN+
* East Carolina at Cincinnati 8 p.m. ESPN2/U

Saturday, Jan. 14

* UCF at Tulane 1 p.m. ESPN+
* Cincinnati at SMU 3 p.m. ESPN2/U
* Tulsa at Wichita State 3 p.m. ESPN+

Sunday, Jan. 15

* South Florida at East Carolina Noon ESPNU
* Memphis at Temple 2 p.m. ESPN2

Tuesday, Jan. 17

*** Houston at Tulane 6 p.m. ESPN+**

Wednesday, Jan. 18

* East Carolina at Temple 6 p.m. ESPN+
* Cincinnati at South Florida 6 p.m. ESPN+
* SMU at Tulsa 7 p.m. ESPN+

Thursday, Jan. 19

* Wichita State at Memphis 6 p.m. ESPN2/U

Saturday, Jan. 21

* UCF at South Florida 11 a.m. ESPNU
* Tulane at Tulsa 7 p.m. ESPNU

Sunday, Jan. 22

*** Temple at Houston 2 p.m. ESPN**
* Memphis at Cincinnati Noon ESPN2
* Wichita State at SMU 2 p.m. ESPN+

Tuesday, Jan. 24

* Tulsa at East Carolina 6 p.m. ESPN+

Wednesday, Jan. 25

*** Houston at UCF 6 p.m. ESPN+**
* South Florida at Temple 6 p.m. ESPN+
* Tulane at Wichita State 8 p.m. ESPN2/U

Thursday, Jan. 26

* SMU at Memphis 6 p.m. ESPN2

Saturday, Jan. 28

*** Cincinnati at Houston 1:15 p.m. CBS**
* Temple at UCF 11 a.m. ESPNU

Sunday, Jan. 29

* Wichita State at East Carolina 11 a.m. ESPNU
* South Florida at SMU 3 p.m. ESPNU
* Memphis at Tulsa 4 p.m. ESPN2

FEBRUARY

Wednesday, Feb. 1

* East Carolina at South Florida 6 p.m. ESPN2/U
* Tulsa at Cincinnati 6 p.m. ESPN+
* SMU at Tulane 8 p.m. ESPN2/U

Thursday, Feb. 2

*** Houston at Wichita State 8 p.m. ESPN2**

Saturday, Feb. 4

* UCF at Cincinnati 11 a.m. ESPN2/U
* Tulane at Memphis 1 p.m. ESPN2/U
* SMU at East Carolina 3 p.m. ESPN+

Sunday, Feb. 5

*** Houston at Temple 5 p.m. ESPN2**
* Wichita State at Tulsa 2 p.m. ESPN+

Tuesday, Feb. 7

* Cincinnati at Tulane 6 p.m. ESPN+

Wednesday, Feb. 8

*** Tulsa at Houston 6 p.m. ESPN+**
* Memphis at South Florida 6 p.m. ESPN+
* Temple at SMU 7 p.m. ESPN+
* UCF at Wichita State 7 p.m. ESPN+

Saturday, Feb. 11

* East Carolina at Tulane 1 p.m. ESPN+
* South Florida at Cincinnati 6 p.m. ESPN+
* Tulsa at UCF 6 p.m. ESPN+

Sunday, Feb. 12

* Temple at Memphis 11 a.m. ESPN2
* SMU at Wichita State 3 p.m. ESPN2

Wednesday, Feb. 15

* Cincinnati at East Carolina 6 p.m. ESPN+
* South Florida at Tulsa 7 p.m. ESPN+

Thursday, Feb. 16

*** Houston at SMU 6 p.m. ESPN2**
* Wichita State at Temple 6 p.m. ESPN+
* UCF at Memphis 7 p.m. ESPN+

Saturday, Feb. 18

* Tulane at South Florida 7 p.m. ESPNU

Sunday, Feb. 19

*** Memphis at Houston 2 p.m. ESPN**
* Cincinnati at UCF 11 a.m. ESPNU
* Tulsa at Temple 1 p.m. ESPNU
* East Carolina at SMU 2 p.m. ESPN+

Tuesday, Feb. 21

* East Carolina at Tulsa 7 p.m. ESPN+

Wednesday, Feb. 22

*** Tulane at Houston 8 p.m. ESPN2/U**
* South Florida at UCF 6 p.m. ESPN2/U
* Temple at Cincinnati 6 p.m. ESPN2/U

Thursday, Feb. 23

* Memphis at Wichita State 6 p.m. ESPN2

Saturday, Feb. 25

*** Houston at East Carolina 7 p.m. ESPN2/U**
* SMU at South Florida 6 p.m. ESPN+

Sunday, Feb. 26

* Cincinnati at Memphis Noon ESPN
* Wichita State at Tulane 2 p.m. ESPNU
* UCF at Tulsa 4 p.m. ESPNU

MARCH

Wednesday, March 1

* Tulsa at South Florida 6 p.m. ESPN+
* Tulane at East Carolina 8 p.m. ESPN2/U

Thursday, March 2

*** Wichita State at Houston 6 p.m. ESPN2/U**
* UCF at Temple 6 p.m. ESPN2/U
* Memphis at SMU 8 p.m. ESPN2

Sunday, March 5

*** Houston at Memphis 11 a.m. CBS**
* SMU at Cincinnati 1 p.m. ESPN+
* East Carolina at UCF 1 p.m. ESPN+
* Temple at Tulane 1 p.m. ESPN+
* South Florida at Wichita State 2 p.m. ESPN+

POSTSEASON

Thursday-Sunday, March 9-12
The American Championship
(Dickies Arena, Fort Worth, Texas)

Tuesday-Wednesday, March 14-15
NCAA Tournament First Four
(UD Arena, Dayton, Ohio)

Thursday-Sunday, March 16-19
NCAA Tournament First/Second Rounds

March 16 & 18
Legacy Arena (Southeastern Conference / Birmingham, Ala.)
Wells Fargo Arena (Drake / Des Moines, Iowa)
Amway Center (UCF / Orlando)
Golden 1 Center (Cal State Sacramento / Sacramento, Calif.)
March 17 & 19
MVP Arena (Metro Atlantic Athletic Conference / Albany, N.Y.)
Nationwide Arena (Ohio State / Columbus, Ohio)
Ball Arena (Mountain West Conference / Denver)
Greensboro Coliseum (Atlantic Coast Conference / Greensboro, N.C.)

Thursday-Sunday, March 23-26
NCAA Tournament Regionals

March 23 & 25
• **East** – Madison Square Garden (Big East Conference / New York)
• **West** – T-Mobile Arena (UNLV / Las Vegas)
March 24 & 26
• **Midwest** – T-Mobile Center (Big 12 Conference / Kansas City, Mo.)
• **South** – KFC Yum! Center (Louisville / Louisville, Ky.)

Saturday, April 2

NCAA Tournament Final Four
NRG Stadium (Houston/Rice/Houston Baptist/Texas Southern / Houston)

Monday, April 4

NCAA Tournament National Championship Game
NRG Stadium (Houston/Rice/Houston Baptist/Texas Southern / Houston)



QUICK FACTS

GENERAL INFORMATION

Table with 2 columns: Category and Value. Includes Location (Houston, Texas 77204), Founded (1927), Enrollment (46,355), President/Chancellor (Dr. Renu Khator), NCAA Faculty Representative (Dr. Catherine Horn), Affiliation (NCAA Division I), Conference (American Athletic Conference), Nickname (Cougars), Colors (Scarlet (PMS 186) & White), Mascots (Shasta and Sasha), Began Athletics (Jan. 10, 1946), Web Site (UHCougars.com), Athletics Department Phone (713-743-9370), Press Row Phone (713-743-9414).

ATHLETICS ADMINISTRATION

Table with 2 columns: Position and Name. Includes Vice President for Athletics (Chris Pezman), Deputy AD - External Operations (David Tagliarino), Deputy AD - Internal Operations (Monty Porter), Senior Associate AD - SWA (DeJuena Chizer), Senior Associate AD - Event Operations (Bruce Gregory), Senior Associate AD - Capital Projects (T.J. Meagher), Senior Associate AD - Compliance & Eligibility (Lauren DuBois), Senior Associate AD - Development (Katina Jackson), Senior Associate AD - Development (John Gladchuk), Associate AD - Strategic Communications & Digital Media (Andrew Pate), Associate AD - Marketing (Pam Kehoe), Associate AD - Sports Medicine (John Houston), Associate AD - Business & Human Resources (Brandon Maddux), Assistant AD - Content Solutions (Grantscott Greene), Assistant AD - Business Operations (Kristin Deville), Assistant AD - Grounds, Facilities & Events (Brad Finn), Assistant AD - Equipment Operations (Adam Braun), Assistant AD - Academic Services (Angel Shamblin), Assistant AD - Academic Services (Tatjana Banjeglav), Assistant AD - Football Operations (Ryan Dorchester), Assistant AD - Communications (Jeff Conrad).

HOUSTON BASKETBALL HISTORY

Table with 2 columns: Category and Value. Includes First Game (Jan. 10, 1946), All-Time Record (1,370-871 (.611)), Conference Regular-Season Championships (10), Years In The NCAA Tournament (23), All-Time Record (36-28 (.563)), Last Appearance (2022), Final Four Appearances (Last) (Six (2021)), Years In The NIT (11), All-Time Record (5-11 (.313)), Semifinal Appearances (One), Last Appearance (2017 First Round), Years In The College Basketball Invitational (3), All-Time Record (3-3 (.500)), Semifinal Appearances (1), Last Appearance (2013 Quarterfinals), Conference Tournament Titles (8), All-Time Record (53-37 (.589)), The American Tournament Record (12-5), Last Appearance (2022 American Champions).

HOME COURT INFORMATION

Table with 2 columns: Category and Value. Includes Arena (Fertitta Center), Capacity (7,035), Opened (Dec. 1, 2018), All-Time Record (W, 65-61, vs. #18/21 Oregon), All-Time Attendance (362,446 (5,664 avg.)), Named After: (University of Houston System Board of Regents Chairman Tilman J. Fertitta, whose family made a \$20 million donation to facility's renovations).

COACHING STAFF

Table with 2 columns: Position and Name/Details. Includes Head Coach (Kelvin Sampson (UNC Pembroke '78)), Office Phone (713) 743-9430, Record at Houston (199-70 (9th yr.)), The American Games (100-43 (.699)), Career Record (699-340 (.673) (33 yrs.)), Assistant Coach (Kellen Sampson (Oklahoma '06)), Years at Houston (Entering 9th), Assistant Coach (Quannas White (Oklahoma '04)), Years at Houston (Entering 6th), Assistant Coach (Hollis Price (Oklahoma '11)), Years at Houston (First season as UH coach/9th season at UH overall), Special Assistant to the Head Coach (K.C. Beard (Boise State '08)), Years at Houston (9th season at UH overall), Director of Operations & Basketball Strategy: (Bobby Champagne (South Alabama '90)), E-Mail (rjchampa@central.uh.edu), Office Phone (713) 743-9430, Director of Operations (Lauren Sampson (Oklahoma '04)), E-Mail (lsampson@central.uh.edu), Video Coordinator (Matthew McDonald (Houston '19)), E-Mail (mcdonald3@uh.edu), Director of Player Development: (Anthony Goldwire (Houston '20)), Director of Program Strategy & Player Relations: (Bilal Batley (Oklahoma '07)), Associate AD for Sports Medicine (John Houston (Texas Tech '91)), E-Mail (jhouston@central.uh.edu), Director of Sports Performance (Alan Bishop (Utah State '09)), E-Mail (ajbishop@central.uh.edu), Academics Counselor: (Angel Shamblin), Video Assistant: (Miles Lester), Internal Operations: (Kellen Hutchinson, Cole Rabedaux), Student Managers (Eddie Lopez, Jonathan Loreda, Matthew Criswell, Will Sims, Carson Calhoun, Blaise Dupre, Bradley Seibert, Ben Still, Ciarra Merchant, Cameron Simmons, Daniela Huerta-Perdoma).

MEDIA RIGHTS

Table with 2 columns: Category and Value. Includes Radio Rights Holder (Houston Learfield), Radio Network Flagship Station (950 AM KPRC), Network Contact (Lauren Wilson), Phone (713) 818-1812, Radio Play-by-Play (Jeremy Branham), Years with Houston (Entering seventh), Radio Analyst (Elvin Hayes), Years with Houston (Entering 13th).

2021-22 in REVIEW

Table with 2 columns: Category and Value. Includes Overall Record (32-6 (.842)), Home (16-1 (.941)), Away (7-3 (.700)), Neutral (9-2 (.818)), Final National Rankings (#15 (Associated Press)), #7 (Ferris Mowers Coaches), The American Record (Finish) (15-3 (Champions)), The American Championship (Champions (defeated Cincinnati, 69-56; defeated Tulane, 86-66; defeated Memphis, 71-53)), Postseason (NCAA Tournament Elite Eight (defeated UAB, 82-68; defeated #19/16 Illinois, 68-53; defeated #2/2 Arizona, 72-60; lost to #6/5 Villanova, 44-50)).

2022-23 TEAM INFORMATION

Table with 2 columns: Category and Value. Includes Starters Returning/Lost (2/4), Letterwinners Returning/Lost (7/5), Squad Returning (1), Redshirts Returning (2), Newcomers (4).

Table with 6 columns: Player, Pos., Ht., Wt., Cl.-Exp., PPG, RPG. Includes Reggie Chaney (G 6-8 230 c-Sr.-2L 3.2 2.2), J'Wan Roberts (F 6-7 230 r-So.-1L 3.2 4.9), Tramon Mark (G 6-5 195 r-So.-2L 10.1 2.4), Ramon Walker Jr. (G 6-4 210 So.-1L 3.2 2.7), Ja'Vier Francis (F 6-8 225 So.-1L 1.2 0.9).

Table with 6 columns: Player, Pos., Ht., Wt., Cl.-Exp., PPG, RPG. Includes Reggie Chaney (G 6-8 230 c-Sr.-2L 3.2 2.2), J'Wan Roberts (F 6-7 230 r-So.-1L 3.2 4.9), Tramon Mark (G 6-5 195 r-So.-2L 10.1 2.4), Ramon Walker Jr. (G 6-4 210 So.-1L 3.2 2.7), Ja'Vier Francis (F 6-8 225 So.-1L 1.2 0.9).

Table with 6 columns: Player, Pos., Ht., Wt., Cl.-Exp., PPG, RPG. Includes Emanuel Sharp (G 6-3 205 r-Fr.-RS --- ---).

Table with 6 columns: Player, Pos., Ht., Wt., Cl.-Exp., PPG, RPG. Includes Ryan Elvin (G 6-1 165 Jr.-SQ 0.6 0.1).

Table with 6 columns: Player, Pos., Ht., Wt., Cl.-Exp., Last School. Includes Terrance Arceneaux (G 6-5 185 Fr.-HS BeaumontUnitedHS), Darius Bowser (C 6-9 230 Gr.-TR CharlestonSouthern), Jarace Walker (F 6-8 235 Fr.-HS IMG Academy), Mylik Wilson (G 6-2 170 Sr.-TR Texas Tech).

Table with 6 columns: Player, Pos., Ht., Wt., Exp., PPG, RPG. Includes Tyler Edwards (G 6-4 205 1L 13.8 5.9), Taze Moore (F 6-5 195 1L 10.4 4.9), Fabian White Jr. (F 6-8 230 5L 12.5 5.7), Josh Carlton (C 6-10 245 1L 11.6 6.2).

Table with 6 columns: Player, Pos., Ht., Wt., Exp., PPG, RPG. Includes Robbie Armbruster (G 6-4 220 Fr. 1.2 0.5).

Table with 6 columns: Player, Pos., Ht., Wt., Cl.-Exp., PPG, RPG. Includes Kiyron Powell (C 6-8 210 So.-1L --- ---).

ATHLETICS COMMUNICATIONS

Table with 2 columns: Category and Value. Includes Associate AD for Strategic Communications (Andrew Pate), Assistant AD/MBB Contact (Jeff Conrad), Office (713) 743-9410, Cell (713) 557-3841, E-mail (jaconrad@central.uh.edu), Assistant AD (Ari Davis), Director (Fletcher Like), Assistant Director (Dan Hamilton), Ted Nance (Athletics Communications Assistant Mayra Gurrusquieta), Student Assistants: (Armando Yanez, David Goriola, Destini Davis, Han Diep, Karis Johnson, Kelyn Kennepp, Logan Farlow, Nia Alexander, Noah Mathur, Aaron Mendoza, Danielle Mayfield, Joshua Fishman, Matthew Knope, Robert Lock, Tyra Banks), Athletics Communications Office (713) 743-9404, Mailing Address (Athletics/Alumni Center 3204 Cullen Blvd. Ste. 2008 Houston, TX 77204-6742), Overnight Address (Same).



OPPONENTS' INFORMATION

Coaches' records are listed with current school unless noted

AMERICAN ATHLETIC CONFERENCE

MBB Contact: Tom Fenstermaker
E-Mail: tfenstermaker@theamerican.org
Office: (401) 633-3128
Cell: (336) 259-1708
Web Site: TheAmerican.org

ALABAMA CRIMSON TIDE

Head Coach: Nate Oats (Marantha Baptist '98)
Career Record: 157-79 (7 yrs.)
Record at UA: 61-36 (3 yrs.)
Arena (Capacity): Coleman Coliseum (15,383)
Basketball SID: Aaron Jordan
E-Mail: ajordan@ia.ua.edu
Cell: (205) 913-1979
Web Site: RollTide.com
Houston vs. Alabama: Houston leads 3-2
Kelvin Sampson vs. Alabama: 3-4
 (0-1 with Houston; 2-1 with Oklahoma;
 1-2 with Washington State)
Kelvin Sampson vs. Nate Oats: 0-1
Nate Oats vs. Houston: 1-0

CINCINNATI BEARCATS

Head Coach: Wes Miller (North Carolina '07)
Career Record: 205-158 (11 yrs.)
Record at UC: 18-15 (1 yr.)
Arena (Capacity): Fifth Third Arena (12,012)
Basketball SID: David Cohen
E-Mail: David.Cohen@uc.edu
Cell: (817) 739-6585
Web Site: UCBearcats.com
Houston vs. Cincinnati: Cincinnati leads 33-10
Kelvin Sampson vs. Cincinnati: 10-11
 (10-9 with Houston; 0-2 with Oklahoma)
Kelvin Sampson vs. Wes Miller: 3-0
Wes Miller vs. Houston: 0-3

EAST CAROLINA PIRATES

Head Coach: Michael Schwartz (Texas '99)
Career Record: 0-0 (1st yr.)
Record at ECU: 0-0 (1st yr.)
Arena (Capacity): Williams Arena at Minges Coliseum (8,000)
Basketball SID: Chip Welch
E-Mail: welchc15@ecu.edu
Cell: (336) 508-1994
Web Site: ECU Pirates.com
Houston vs. ECU: Houston leads 19-6
Kelvin Sampson vs. ECU: 10-2
Kelvin Sampson vs. Michael Schwartz: First meeting
Michael Schwartz vs. Houston: First meeting

KENT STATE GOLDEN FLASHES

Head Coach: Rob Senderoff (Albany '95)
Career Record: 219-140 (11 yrs.)
Record at KSU: 219-140 (11 yrs.)
Arena (Capacity): Memorial Athletic Convocation Center (6,327)
Basketball SID: Taylor Czajkowski
E-Mail: tczajkow@kent.edu
Cell: (785) 221-4405
Web Site: KentStateSports.com
Houston vs. Kent State: First meeting
Kelvin Sampson vs. Kent State: First meeting
Kelvin Sampson vs. Rob Senderoff: First meeting
Rob Senderoff vs. Houston: First meeting

LOUISIANA RAGIN' CAJUNS

Head Coach: Bob Marlin (Mississippi State '81)
Career Record: 446-298 (24 yrs.)
Record at UL: 221-167 (12 yrs.)
Arena (Capacity): Cajundome (12,362)
Basketball SID: Toby Lowe
E-Mail: toby.lowe@louisiana.edu
Cell: (507) 218-5026
Web Site: RaginCajuns.com
Houston vs. Louisiana: Houston leads 10-7
Kelvin Sampson vs. Louisiana: 2-0
 (1-0 - Houston; 1-0 - Washington State)
Kelvin Sampson vs. Bob Marlin: 2-0
 (1-0 - Houston; 1-0 - Oklahoma)
Bob Marlin vs. Houston: 2-6
 (2-2 with Louisiana; 1-4 with Sam Houston)

MCNEESE COWBOYS

Head Coach: John Aiken (Southern Maine '08)
Career Record: 41-55 (3 yrs.)
Record at McNeese: 11-22 (1 yr.)
Arena (Capacity): H&HP Complex (4,242)
Basketball SID: Matthew Bonnette
E-Mail: wbonnette@mcneese.edu
Cell: TBA
Web Site: McNeeseSports.com
Houston vs. McNeese: Houston leads 6-1
Kelvin Sampson vs. McNeese: 1-0
Kelvin Sampson vs. John Aiken: First meeting
John Aiken vs. Houston: First meeting

MEMPHIS TIGERS

Head Coach: Anfernee Hardaway
Career Record: 85-43 (4 yrs.)
Record at Memphis: 85-43 (4 yrs.)
Arena (Capacity): FedExForum (18,400)
Basketball SID: Michael Schroeder
E-Mail: michael.schroeder@memphis.edu
Cell: (270) 799-8984
Web Site: GoTigersGo.com
Houston vs. Memphis: Memphis leads 35-21
Kelvin Sampson vs. Memphis: 8-9
 (8-7 with Houston; 0-2 with Oklahoma)
Kelvin Sampson vs. Penny Hardaway: 6-3
Penny Hardaway vs. Houston: 3-6

NORFOLK STATE SPARTANS

Head Coach: Robert Jones (SUNY New Paltz '02)
Career Record: 166-126 (9 yrs.)
Record at NSU: 166-126 (9 yrs.)
Arena (Capacity): Joseph G. Echols Hall (4,500)
Basketball SID: Thomas Wehner
E-Mail: tpwehner@nsu.edu
Cell: (540) 359-0142
Web Site: NSUSpartans.com
Houston vs. NSU: First meeting
Kelvin Sampson vs. NSU: First meeting
Kelvin Sampson vs. Robert Jones: First meeting
Robert Jones vs. Houston: First meeting

NORTH CAROLINA A&T AGGIES

Head Coach: Will Jones (South Carolina State '03)
Career Record: 37-35 (3 yrs.)
Record at NCAT: 37-35 (3 yrs.)
Arena (Capacity): Corbett Sports Center (5,000)
Basketball SID: Brian Holloway
E-Mail: (336) 285-3608
Cell: (336) 328-6719
Web Site: NCATAggies.com
Houston vs. NCAT: First meeting
Kelvin Sampson vs. NCAT: First meeting
Kelvin Sampson vs. Will Jones: First meeting
Will Jones vs. Houston: First meeting

NORTH FLORIDA OSPREYS

Head Coach: Matthew Driscoll (Slippery Rock '92)
Career Record: 203-214 (13 yrs.)
Record at UNF: 203-214 (13 yrs.)
Arena (Capacity): UNF Arena (5,800)
Basketball SID: Brock Borgeson
E-Mail: brock.borgeson@unf.edu
Cell: (630) 440-2595
Web Site: UNFOspreys.com
Houston vs. UNF: First meeting
Kelvin Sampson vs. UNF: First meeting
Kelvin Sampson vs. Matthew Driscoll: First meeting
Matthew Driscoll vs. Houston: First meeting

NORTHERN COLORADO BEARS

Head Coach: Steve Smiley (Northern State '04)
Career Record: 33-27 (2 yrs.)
Record at UNC: 33-27 (2 yrs.)
Arena (Capacity): Bank of Colorado Arena (2,734)
Basketball SID: Ryan Pfeifer
E-Mail: ryan.pfeifer@unco.edu
Cell: ryan.pfeifer@unco.edu
Web Site: UNCBears.com
Houston vs. UNC: First meeting
Kelvin Sampson vs. UNC: 1-0
 (1-0 with Houston)
Kelvin Sampson vs. Steve Smiley: First meeting
Steve Smiley vs. Houston: First meeting

ORAL ROBERTS GOLDEN EAGLES

Head Coach: Paul Mills (Texas A&M '96)
Career Record: 76-79 (5 yrs.)
Record at ORU: 76-79 (5 yrs.)
Arena (Capacity): Mabee Center (8,781)
Basketball SID: Jarrett Hardwick
E-Mail: jhardwick@oru.edu
Cell: (918) 495-7094
Web Site: ORU Athletics.com
Houston vs. ORU: 0-1
Kelvin Sampson vs. ORU: 7-0
 (6-0 with Oklahoma; 1-0 with Washington State)
Kelvin Sampson vs. Paul Mills: First meeting
Paul Mills vs. Houston: First meeting

OREGON DUCKS

Head Coach: Dana Altman (Eastern New Mexico '80)
Career Record: 710-368 (33 yrs.)
Record at OU: 300-125 (11 yrs.)
Arena (Capacity): Matthew Knight Arena (12,364)
Basketball SID: Greg Walker
E-Mail: gswalker@uoregon.edu
Cell: (541) 954-8775
Web Site: GoDucks.com
Houston vs. OU: Houston leads 3-1
Kelvin Sampson vs. OU: 9-9
 (2-1 - Houston; 7-8 - Washington State)
Kelvin Sampson vs. Dana Altman: 1-1
Dana Altman vs. Houston: 2-4

SAINT JOSEPH'S HAWKS

Head Coach: Billy Lange (Rowan '94)
Career Record: 153-194 (12 yrs.)
Record at SJU: 22-60 (3 yrs.)
Arena (Capacity): Hagan Arena (4,200)
Basketball SID: Jack Jumper
E-Mail: jjumper@sju.edu
Cell: (610) 636-3701
Web Site: SJUHawks.com
Houston vs. SJU: First meeting
Kelvin Sampson vs. SJU: First meeting
Kelvin Sampson vs. Billy Lange: First meeting
Billy Lange vs. Houston: First meeting

SMU MUSTANGS

Head Coach: Rob Lanier (Kansas State '82)
Career Record: 111-100 (7 yrs.)
Record at SMU: First year
Arena (Capacity): Moody Coliseum (7,000)
Basketball SID: Herman Hudson
E-Mail: hermanh@smu.edu
Office: (214) 768-1304
Web Site: SMUMustangs.com
Houston vs. SMU: Houston leads 56-34
Kelvin Sampson vs. SMU: 13-7
 (9-7 with Houston; 4-0 with Oklahoma)
Kelvin Sampson vs. Rob Lanier: First meeting
Rob Lanier vs. Houston: First meeting

SOUTH FLORIDA BULLS

Head Coach: Brian Gregory (Oakland '90)
Career Record: 313-275 (18 yrs.)
Record at USF: 65-89 (5 yrs.)
Arena (Capacity): Yuengling Center (10,411)
Basketball SID: Dave Albrecht
E-Mail: albrecht25@usf.edu
Cell: (561) 525-4997
Web Site: GoUSFBulls.com
Houston vs. USF: Houston leads 24-12
Kelvin Sampson vs. USF: 13-2
Kelvin Sampson vs. Brian Gregory: 10-1
Brian Gregory vs. Houston: 1-10
 (0-10 with USF; 1-0 with Georgia Tech)

TEMPLE OWLS

Head Coach: Aaron McKie (Temple '94)
Career Record: 36-30 (3 yrs.)
Record at TU: 36-30 (3 yrs.)
Arena (Capacity): Liacouras Center (10,206)
Basketball SID: Larry Dougherty
E-Mail: larrydoc@temple.edu
Cell: (215) 651-1822
Web Site: OwlSports.com
Houston vs. Temple: Houston leads 12-3
Kelvin Sampson vs. Temple: 10-4
 (10-3 with Houston; 0-1 with Oklahoma)
Kelvin Sampson vs. Aaron McKie: 5-0
Aaron McKie vs. Houston: 0-5

TULANE GREEN WAVE

Head Coach: Ron Hunter (Miami (Ohio) '86)
Career Record: 481-360 (28 yrs.)
Record at Tulane: 36-46 (3 yrs.)
Arena (Capacity): Avron B. Fogelman Arena in Devlin Fieldhouse (3,600)
Basketball SID: Victoria Albrecht
E-Mail: vahlbrecht@tulane.edu
Office: (763) 482-0741
Web Site: TulaneGreenWave.com
Houston vs. Tulane: Houston leads 30-18
Kelvin Sampson vs. Tulane: 16-3
 (15-3 with Houston; 1-0 with Oklahoma)
Kelvin Sampson vs. Ron Hunter: 9-0
 (8-0 with Houston; 1-0 with Indiana)
Ron Hunter vs. Houston: 0-9
 (0-7 with Tulane; 0-1 with Georgia State; 0-1 with IUPUI)

TULSA GOLDEN HURRICANE

Head Coach: Eric Konkol (Wisconsin-Eau Claire '00)
Career Record: 153-75 (7 yrs.)
Record at Tulsa: First year
Arena (Capacity): Reynolds Center (8,355)
Basketball SID: Jared Emerson
E-Mail: jared-emerson@utulsa.edu
Cell: (918) 852-0398
Web Site: TulsaHurricane.com
Houston vs. Tulsa: Houston leads 30-29
Kelvin Sampson vs. Tulsa: 13-7
 (9-6 with Houston; 4-1 with Oklahoma)
Kelvin Sampson vs. Eric Konkol: First meeting
Frank Haith vs. Houston: First meeting

UCF KNIGHTS

Head Coach: Johnny Dawkins (Duke '86)
Career Record: 268-187 (14 yrs.)
Record at UCF: 112-72 (6 yrs.)
Arena (Capacity): CFE Arena (10,000)
Basketball SID: Sean Asher
E-Mail: sasher@athletics.ucf.edu
Cell: (863) 409-8331
Web Site: UCFKnights.com
Houston vs. UCF: Houston leads 20-11
Kelvin Sampson vs. UCF: 11-4
Kelvin Sampson vs. Johnny Dawkins: 9-2
Johnny Dawkins vs. Houston: 2-9

VIRGINIA CAVALIERS

Head Coach: Tony Bennett (Green Bay '92)
Career Record: 385-150 (16 yrs.)
Record at UVA: 316-117 (13 yrs.)
Arena (Capacity): John Paul Jones Arena (14,593)
Basketball SID: Erich Bacher
E-Mail: bacher@virginia.edu
Cell: (720) 318-5538
Web Site: VirginiaSports.com
Houston vs. UVA: Houston leads 4-3
Kelvin Sampson vs. UVA: 1-0
Kelvin Sampson vs. Tony Bennett: 1-0
Tony Bennett vs. Houston: 0-1

WICHITA STATE SHOCKERS

Head Coach: Isaac Brown (ULM '95)
Career Record: 31-19 (2 yrs.)
Record at WSU: 31-19 (2 yrs.)
Arena (Capacity): Charles Koch Arena (10,506)
Basketball SID: Bryan Holmgren
E-Mail: bholmrgren@gosockers.com
Cell: (316) 841-6206
Web Site: GoShockers.com
Houston vs. Wichita State: Wichita State leads 20-15
Kelvin Sampson vs. Wichita State: 8-2
Kelvin Sampson vs. Isaac Brown: 3-1
Isaac Brown vs. Houston: 1-3





2022-23 HOUSTON MEN'S BASKETBALL

2022-23 COUGARS

Preseason Notebook.....	14-15
Reggie Chaney	16-17
Ryan Elvin	18-19
Ja'Vier Francis	20-21
Tramon Mark	22-23
J'Wan Roberts	24-25
Marcus Sasser	26-27
Jamal Shead	28-29
Ramon Walker Jr.	30-31
Darius Bowser	32-33
Mylik Wilson	34-35
Emanuel Sharp / Terrance Arceneaux	36
Jarace Walker.....	37
TV/Radio Roster	38



2022-23 PRESEASON NOTEBOOK

LEADING RETURNERS

Table with 3 columns: Category, No., Player. Rows include Games Started, Games Played, Minutes, Scoring Avg., Field Goal Pct., 3-Pointers Made, 3-Point Field Goal Pct., Free Throw Pct., Rebounding Avg., Assists, Blocked Shots, Steals.

PERCENTAGES RETURNING

Table with 4 columns: Category, '21-22, Return, %Ret. Rows include Points, Rebounds, 3-Point FGs, Free Throws Made, Assists, Blocks, Steals.

2022-23 SCHEDULE

Schedule table with 3 columns: Date, Opponent, Time. Includes Veterans Classic, Cougar Classic, Eracism, The Battleground 2K22, Coaches vs. Racism, Fight for Literacy, Senior Night, and played in Fort Worth, Texas (Dickies Arena), Dayton, Ohio, NRG Stadium (Houston).

WINNINGEST NCAA DIVISION I TEAMS since 2017-18

(entering 2022-23 season)

Large table with 11 columns: Rk., School, Last 5-Year Totals, Last 4-Year Totals (Rk.), Last 3-Year Totals (Rk.), 2021-22, 2020-21, 2019-20, 2018-19, 2017-18. Lists top performing teams like Gonzaga, Houston, Kansas, Villanova, Duke, etc.

READY for 2022-23

• After making its second straight appearance in the NCAA Tournament Elite Eight or beyond, the Cougars are ready to open the 2022-23 campaign.
• Three starters and seven letterwinners return from the Cougars' 2021-22 team, which posted a 32-6 overall record, swept the American Athletic Conference regular-season and tournament titles and competed in its fourth consecutive season.
• The Cougars will be led by 2022 CBS Sports National and American Athletic Conference Coach of the Year Kelvin Sampson, who has led the Cougars to five American Athletic Conference championships (regular-season and tournament during his career).

LOOKING for FIVE in a ROW

• Houston will be looking to make history in 2022-23.
• Entering the 2022-23 season, the Cougars have competed in four consecutive NCAA Tournaments (2022 Elite Eight, 2021 Final Four, 2019 Sweet 16, 2018 Second Round) (The 2020 Tournament was not held due to the COVID-19 pandemic).
• In a program history which features 23 NCAA Tournament berths and six NCAA Final Four appearances, Houston has never competed in five straight NCAA Tournaments.
• The Cougars have competed in four straight NCAA Tournaments five times during the program's history: 2018 to present; 1981 to 1984; 1970 to 1973 and 1965 to 1968). A trip to the 2023 NCAA Tournament will set a school record.

COACH KELVIN SAMPSON

• Head Coach Kelvin Sampson returns for his ninth season at the head of the Houston bench in 2022-23.
• Sampson stands Houston's second-winningest coach in program history (trailing only Hall of Fame Coach Guy V. Lewis) and enters the 2022-23 campaign with a 199-70 record with the Cougars and a 699-340 overall mark. He also ranks as the second most-tenured coach in program history, trailing only Lewis.
• Leading the Cougars to a 32-6 overall record, the program's fourth straight NCAA Tournament appearance and a sweep of the American Athletic Conference regular-season and tournament titles, Sampson was honored as the CBS National Sports Coach of the Year.
• Sampson also received the Ben Jobe Award, presented to the nation's top minority coach and was named The American's Coach of the Year for the third time in the last five years.
• With his first win in 2022-23, Sampson will record the 700th win of his career and his 200th as Houston's head coach.

STAFF CHANGES

• As the Cougars prepare for the 2022-23 season, fans will see changes on the bench.
• Hollis Price will move to assistant coach on Head Coach Kelvin Sampson's staff after previously serving as director of player development and special assistant to the head coach over the last eight seasons.
• After serving as an assistant coach during the 2021-22 season, K.C. Beard will work as special assistant to Sampson in 2022-23.
• Matthew McDonald returns to the Houston program after working at Lamar as the Cardinal's video coordinator for former head and assistant coach Alvin Brooks and letterman and LU assistant coach Mikhail McLean.

HOME SWEET HOME

• For the fifth straight season, the beautiful Fertitta Center will be the Cougars' home.
• A year ago, the Cougars posted a 16-1 record inside the Fertitta Center.
• Since 2015-16, Houston has posted a 106-12 home record, including a 60-4 mark inside the Fertitta Center.

2022-23 SCHEDULE

• As of press time, the Cougars were set to meet Saint Joseph's at 5 p.m. (CT), Nov. 11, inside Alumni Hall in Annapolis, Md., in the first game of the Veterans Classic.
• Host Navy meets Princeton in the nightcap of the twinbill.
• This will be the first time Houston has faced Saint Joseph's or competed at the Veterans Classic in program history.
• The remainder of Houston's non-conference and American Athletic Conference schedule will be announced in the near future.

MARCUS IS BACK

• Guard Marcus Sasser electrified Houston fans with his announcement on June 1 that he would be withdrawing his name from the NBA Draft and returning to the Cougars for his senior season in 2022-23.
• Sasser led the Cougars with 17.7 points per game in 12 contests a year ago before being sidelined for the remainder of the season following foot surgery.
• Sasser is poised to becoming the 50th 1,000-point scorer in Houston career history (needing 146 points) and need only 82 treys in 2022-23 to move past Robert McKiver (261, 2006-08) and become the Cougars' career leader in that category.

• Leading the Cougars to the NCAA Final Four in 2021 after averaging 13.7 points per game, Sasser was a USBWA All-District 24 First Team and All-American Athletic Conference honoree as a sophomore.

WINNINGEST TEXAS NCAA DIVISION I TEAMS since 2015-16 (entering 2022-23 season)

Table with 4 columns: Rk., School, W-L, Pct. Lists top Texas teams like Houston, Baylor, Texas Tech, Stephen F. Austin, SMU, etc.

All times and dates are Central and subject to change. Home games listed in BOLD CAPS

2022-23 COUGARS



2022-23 PRESEASON NOTEBOOK

DISHING IT OUT

- Point guard **Jamal Shead** returns for his junior season after leading the Cougars a year ago.
- The Manor, Texas (pronounced May-Nor) native spearhead the Houston offense a year ago, dishing out a team- and American Athletic Conference-leading 221 assists (5.8 apg).
- His assist total trailed only the 309 assists by Houston great **Reid Gettys** during the 1983-84 season in Houston single-season history.
- Shead was adept ball-handler a year ago, making only 76 turnovers and leading the Cougars and The American with a 2.9 assist-turnover ratio. He was the only NCAA Division I student-athlete to rank among the nation's Top-10 leaders in both assists and assist-turnover ratio.
- For his impressive efforts, Shead was named to the 2022 All-American Athletic Conference Third Team and earned a place on the 2022 NCAA South Regional All-Tournament Team, becoming only the third sophomore in school history to accomplish that feat (**Hakeem Olajuwon**, 1983; **Elvin Hayes**, 1968).
- He also joins junior forward **J'wan Roberts** as the only returning Cougars to have played in all 38 games a year ago.

BACK for HIS SUPER-SENIOR SEASON

- Forward **Reggie Chaney** will return as a super-senior in 2022-23 after using his extra year of eligibility due to the COVID-19 pandemic.
- A year ago, Chaney competed in 37 games with starts in each of the first 10. The Tulsa, Okla., native averaged 3.2 points and 2.2 rebounds per game.
- Chaney battled through a ligament injury to the middle finger of his left hand throughout the 2021-22 season. He underwent successful surgery and rehabilitation in the off-season and will be at 100 percent when the 2022-23 season tips off in November.

A LEADER in the FRONT COURT

- Junior forward **J'wan Roberts** is expected to be a leader in the Cougars' frontcourt during the 2022-23 season.
- The two-year letterman averaged 3.2 points and 4.9 rebounds per game a year ago.
- Roberts joined forwards **Fabian White Jr.**, **Josh Carlton** and junior point guard **Jamal Shead** as the only Cougars to compete in all 38 games in 2021-22.
- The U.S. Virgin Islands native posted five games with double-digit rebounds, including a career-high 15 boards in the season-opening win in overtime against Hofstra and grabbed 13 rebounds with a career-best nine offensive boards at Alabama.
- He ranked among the American Athletic Conference's Top-10 leaders with 2.1 offensive rebounds per contest.

WELCOME BACK, TRAMON

- Senior guard **Marcus Sasser** isn't the only Cougar returning from a shortened 2021-22 season.
- Guard **Tramon Mark** competed in only seven games a year ago before undergoing surgery on his left shoulder and missing the remainder of the season.
- The Dickinson, Texas, native was averaging 10.1 points and 2.4 rebounds per game before being sidelined.
- He was a two-time American Athletic Conference Freshman of the Week in his first year with the Cougars in 2019-20.

READY for RAMON

- Guard **Ramon Walker Jr.** returns for his sophomore season in 2022-23.
- A year ago, the Pearland, Texas (pronounced Pear-Land)

native competed in 28 games, averaging 3.2 points and 2.7 rebounds per game.

- After injuries sidelined guards Marcus Sasser and Tramon Mark in late December 2021, Walker made the first start of his collegiate career at Temple in the Cougars' American Athletic Conference opener.
- Walker played all but three minutes against the Owls, scoring a career-high 13 points with three 3-pointers and three rebounds.
- He is also remembered by Cougar fans for his play late in the season. In the Cougars' double-overtime win at Wichita State on Feb. 20, Walker dove on the floor and grabbed a loose ball before a Shocker defender could snare it and extended a possession for Houston, resulting in a layup by forward **Josh Carlton**.
- Is the son of former Houston Texas defensive back (2002-05) Ramon Walker.

JUST JA'VIER

- Sophomore forward **Ja'vier Francis** will be a leader in the Cougars' frontcourt in 2022-23.
- In his first collegiate season in 2021-22, Francis competed in 18 games, averaging 1.2 points and 0.9 rebounds per game.
- He grabbed a career-high four rebounds against Northwestern State (Nov. 30, 2021) and added four blocked shots against American Athletic Conference rival East Carolina (Jan. 22).

RETURNING REDSHIRTS

- The Cougars welcome the return of one redshirt in 2022-23.
- Guard **Emanuel Sharp** joined the Cougars in December 2021 following an award-winning prep career at Bishop McLaughlin Catholic School in Tampa, Fla. Sharp graduated early after suffering a leg injury in May 2021.

RYAN ELVIN

- Junior guard **Ryan Elvin** will add depth to the Houston backcourt during the 2022-23 season.
- A year ago, Elvin competed in 17 games and scored a season-high five points in the Cougars' big win over Bryant inside the Fertitta Center.
- Will compete as a walk-on for the third straight season in 2022-23.

WELCOME to HOUSTON

- The Cougars will be boosted the addition of four newcomers in 2022-23.
- Darius Bowser** – Competed for his first four collegiate seasons at Charleston Southern (2018-22)... Will have one year of eligibility remaining beginning in 2022-23... Competed in nearly 110 games with 52 starts with the Buccaneers before transferring to Houston in August 2022... Averaged 3.5 points and 2.7 rebounds per game in his career... Scored career-high 14 points at USC Upstate in 2021-22 and grabbed nine rebounds twice against Longwood (2/19/21) and Delaware State (11/24/19).
- Mylik Wilson** – Competed for his first three collegiate seasons at Louisiana (2018-20) and Texas Tech (2020-21)... Will have two years of eligibility remaining starting in 2022-23... Has compiled 750 points, 363 rebounds and 53 assists during his collegiate career and needs only 250 points to reach 1,000 in his career... Named 2020-21 Sun Belt Conference Freshman of the Year and was named to the league's All-Tournament Team... Hails from Rayville, La., home of Houston legend and Hall of Famer **Elvin Hayes**.
- Terrance Arceneaux** – Award-winning star at Beaumont United High School in Beaumont, Texas... Two-time Class 5A State Championship Most Outstanding Player... No. 66 player nationally in *ESPN100*... No. 69 player nationally by *S199*... 4-star recruit by *ESPN*, *247Sports* and *Rivals*... Ranked as No. 10 small forward nationally by *Rivals*, No. 12 by *247Sports* and No. 16 by *ESPN*... Competed in Allen Iverson Roundball Classic... Also recruited by Oklahoma, Texas A&M and UNLV.
- Jarace Walker** – 2022 McDonald's All-American... No. 10 player nationally in *ESPN100*... No. 14 player nationally in *S199*... 5-star recruit by *ESPN*, *247Sports* and *Rivals*... Ranked as No. 1 power forward nationally by *ESPN* and *247Sports* and as No. 5 small forward nationally by *Rivals*... Also recruited by Alabama, Arkansas, Auburn, Florida, Florida State, Howard, LSU, Maryland, Michigan, North Carolina and Ohio State... Member of USA Nike Hoop Summit Team, which defeated the World Select Team... Named to Naismith National High School All-America Second Team.

COUNTDOWN to MILESTONES in 2022-23

Needs

KELVIN SAMPSON

1	win	to reach 700 victories in his career
1	win	to reach 200 victories in his Houston career
7	conf. gms	to reach 150 American Athletic Conference games in his career
11	games	to reach 1,050 games in his career
20	wins	to record become first coach in UH history to lead Cougars to eight straight 20-win seasons
21	wins	to move into 33rd in NCAA history among coaches with 10+ years in Division I
31	games	to reach 300 games in his Houston career

REGGIE CHANEY

1	FG	to reach 100 field goals in his Houston career
5	blocks	to reach 50 blocks played in his Houston career
14	rebs.	to reach 400 rebounds in his career
18	games	to reach 50 games played in his career
19	FGs	to reach 250 field goals in his career
29	rebs.	to reach 200 rebounds in his Houston career
113	minutes	to reach 1,000 minutes played in his Houston career

TRAMON MARK

2	FT atts	to reach 100 free throw attempts in his career
10	steals	to reach 50 steals in his career
11	games	to reach 50 games played in his career
22	FTs	to reach 100 free throws made in his career
28	asts	to reach 100 assists in his career
88	rebs.	to reach 200 rebounds in his career
128	points	to reach 500 points in his career

KIYRON POWELL

71	rebs.	to reach 100 rebounds in his career
----	-------	-------------------------------------

J'WAN ROBERTS

5	rebs.	to reach 100 rebounds in his career
16	steals	to reach 50 steals in his career
18	rebs.	to reach 200 field goals in his career
22	blocks	to reach 50 field goals in his career
32	FGs	to reach 100 field goals in his career
36	blocks	to reach 50 blocks in his career
88	FGAs	to reach 200 field goals in his career
118	minutes	to reach 1,000 minutes in his career
332	points	to reach 500 points in his career

MARCUS SASSER

2	3-pt FGAs	to reach 500 3-point field goal attempts in his career
15	steals	to reach 100 steals in his career
16	FGs	to reach 300 field goals in his career
18	rebs.	to reach 200 assists in his career
20	3-pointers	to reach 200 3-pointers in his career
29	games	to reach 100 games played in his career
52	assists	to reach 200 assists in his career
82	3-pt FGs	to set UH career record at 262
146	points	to reach 1,000 points in his career
222	3-pt FGAs	to set UH career record at 720
266	FGAs	to reach 1,000 field goals attempts in his career

JAMAL SHEAD

3	FTAs	to reach 100 free throw attempts in his career
17	steals	to reach 100 steals in his career
23	FTs	to reach 100 free throws in his career
25	FGs	to reach 200 field goals in his career
36	games	to reach 100 games in his career
58	rebs.	to reach 200 rebounds in his career
84	assists	to move into UH Top-10 career leaders
100	assists	to become 20th player in UH history with multiple 100-assist seasons
140	assists	to reach 400 assists in his career
177	FGAs	to reach 600 field goal attempts in his career
534	points	to reach 1,000 points in his career
566	minutes	to reach 2,000 minutes in his career

HOME SWEET HOME

Since 2015-16, the Cougars have posted a 106-12 (.898) record while competing in three different home venues, including a 79-4 (.952) mark in the last 4+ seasons.

Houston is 60-4 (.938) in the Fertitta Center during the facility's history

Season	Record	Venue (Record)
2021-22	16-1	Fertitta Center
2020-21	15-0	Fertitta Center
2019-20	14-2	Fertitta Center
2018-19	19-1	Fertitta Center (15-1) / H&PE Arena (4-0)
2017-18	15-0	H&PE Arena
2016-17	12-5	Hofheinz Pavilion (12-4) / H&PE Arena (0-1)
2015-16	15-3	Hofheinz Pavilion
Totals	106-12	Fertitta Center (60-4); H&PE Arena (19-1); Hofheinz Pavilion (27-7)

2022-23 COUGARS

RETURNING STUDENT-ATHLETES


#32

REGGIE CHANEY

Forward
6-8 • 230 • c-Senior-2L
Tulsa, Okla. (Findlay Prep [Henderson, Nev.]
Arkansas
Liberal Studies
CAREER HIGHS
Points

18, vs. Alcorn State (12/20/20)

Field Goals Made

7, at Providence (3/19/19)

6, vs. Temple (12/22/20)

6, vs. Alcorn State (12/20/20)

Field Goal Attempts

12, at Missouri (2/8/20)

8, vs. Temple (12/22/20)

8, vs. Alcorn State (12/20/20)

3-Point Field Goals Made

None

3-Point Field Goal Attempts

None

Free Throws Made

6, at Tulsa (1/15/22)

6, vs. Alcorn State (12/20/20)

Free Throw Attempts

9, vs. Alcorn State (12/20/20)

Rebounds

11, at Missouri (2/8/20)

11, at Alabama (2/1/20)

11, vs. Northern Kentucky (11/30/18)

7, vs. Cleveland State (3/19/21)

Offensive Rebounds

6, at Missouri (2/8/20)

5, vs. Wisconsin (11/23/21)

5, vs. Cleveland State (3/19/21)

Defensive Rebounds

9, Northern Kentucky (2019-20)

4, done four times; Most recently

vs. Tulane (2/2/22)

Assists

4, vs. Northern Kentucky (11/30/19)

3, vs. Tulane (2/2/22)

Steals

4, done three times; Most recently

vs. Texas Southern (11/19/19)

3, vs. Rutgers (3/21/21)

Blocked Shots

7, at Providence (3/19/19)

5, vs. Tulane (2/2/22)

Minutes Played

36, at Missouri (2/8/20)

21:02, at USF (2/10/21)

Accomplished at Arkansas
SENIOR (2021-22)

Battled through a tendon injury on his left hand throughout the year... Played in 37 games with starts in each of the first 10 games of the season... Made his season debut in Houston's overtime win over Hofstra in season opener inside the Fertitta Center... Finished with five points and three rebounds against the Pride (11/9)... Scored seven points on 3-of-4 shooting from the field and grabbed five rebounds against Wisconsin in Maui Jim Maui Invitational Semifinals... Finished with seven points and five rebounds in win over rv/#23 Oregon in Maui Jim Maui Invitational Third-Place game (11/24)... Totaled six points on 3-of-4 shooting from the field with three rebounds and a steal in win over Alcorn State (12/6)... Buried four straight free throws in the final nine minutes and grabbed three rebounds in American Athletic Conference-opening win at Temple (1/2)... Posted four points with five rebounds in win at South Florida (1/5)... Finished with 10 points, thanks to 6-of-6 shooting from the free throw line, in road win at Tulsa (1/15)... Scored nine points with three rebounds and an assist in home win over East Carolina (1/22)... Totaled six rebounds with three assists and a game-high five blocked shots in win over Tulane (2/2)... Scored 10 points, thanks to 4-of-5 shooting from the field, and grabbed three rebounds with an assist and steal in win at Cincinnati (2/6). **The American Championship:** Scored five points and grabbed two rebounds in Semifinal win over Tulane (3/12)... Grabbed six rebounds, including three offensive, with two blocks in Second-Round win over No. 19/16 Illinois (3/20). **NCAA Tournament:** Posted six points with three offensive rebounds in Sweet 16 win over #2/2 Arizona (3/24).

JUNIOR (2020-21)

One of only two players to compete in every game... Received a waiver from NCAA in September 2020 to compete immediately... Made his Houston debut in season opener against Lamar... Finished with two points and five rebounds against the Cardinals (11/25)... Made first start of his Houston career against Alcorn State... Posted career-high 18 points with six rebounds and two blocked shots in win over Braves (12/20)... Finished with 13 points on 6-of-8 shooting and grabbed three rebounds in American Athletic Conference opening win over Temple (12/22)... Recorded five points with four rebounds, including three offensive, and added a pair of steals in win at SMU (1/3)... Scored eight points and grabbed four rebounds in win at Tulane (1/28)... Finished with 10 points and grabbed five rebounds, including three offensive, with two assists in win over SMU (1/31)... Scored six points and grabbed six rebounds at ECU (2/3)... Posted six points with six rebounds and a blocked shot in win at USF (2/10)... Finished with eight points, three rebounds, two assists and two blocked shots in win over USF (2/28). **The American Championship:** Posted two steals and three rebounds in Title Game win over Cincinnati (3/14). **NCAA Tournament:** Scored six points and grabbed seven rebounds, including five offensive, in First-Round win over Cleveland State (3/19)... Led all players with three steals in Second-Round win over Rutgers (3/21)... Scored five points with five rebounds, including three offensive, in NCAA Elite Eight win over Oregon State (3/29).

PRE-HOUSTON

Had a blocked shot in 34 of his 63 career games, including nine with at least 3 rejections (3 in 2019-20), at Arkansas. **Sophomore (2019-20):** Missed the first three games... In his debut (vs. Texas Southern) tied career high with four steals in 19 minutes... Was 3-of-4 from the field for six points with two rebounds and a blocked shot... Was 3-of-3 from the field — all dunks — vs. South Dakota while adding three blocked shots... Posted career highs in rebounds (11) and assists (5) vs. Northern Kentucky... Blocked three shots and had six rebounds in 13 minutes at Western Kentucky... Led the team with seven rebounds vs. Tulsa... Scored six points with four rebounds at Indiana... Played a near-perfect game vs. Vanderbilt (1/15)... Was 6-of-6 from the field (including two dunks)

and 2-of-2 at the free throw line... Tied a then career-high with 14 points — was also his most in an SEC game and added three rebounds and two assists... Was 4-of-5 from the field at Mississippi State in scoring eight points with two rebounds, a blocked shot and a steal... Got his first start of the season vs. TCU... Drained three field goals on consecutive trips as Arkansas went from a 3-point lead to a 9-point lead... Pulled down a then SEC career-high seven rebounds vs. South Carolina only to get 11 boards, tying overall career-high, in the next game at Alabama... Added two blocked shots at Alabama and was a career-best 4-of-5 at the free throw line... Scored four in a 6-0 as Hogs went from down one to up five... Spurred an 11-1 run in final four minutes, blocked a shot and grabbed rebound as the Hogs went from down one to up seven... Had his best-game at Missouri with a career-high 17 points (6-of-12 FG & 5-of-7 FT) while tying his career-high with 11 rebounds... Had a career-high six offensive boards... Played a career-high 36 minutes... Added two blocks, two steals and team-best six deflections... Was 4-of-4 from the field at Tennessee and made 2-of-3 at the line for 10 points... Added six boards and two assists... Very steady in the SEC Tournament win over Vanderbilt... Was 2-of-2 from the field with five rebounds and three blocked shots. **Freshman (2018-19):** Played all 34 games and earned starts vs. Texas State and at Ole Miss... Was third on the team in rebounding (top off the bench) and ranked second on the team with 115 deflections... Had a team season-high 10 deflections twice (at Providence and vs. UTSA)... Ranked 13th in the SEC with 46 total blocked shots... Blocked a shot in 15 straight games (Games 2-16)... Had a career-high seven blocked shots at Providence and five blocked shots in win over Georgia... Blocked three shots in a game on four other occasions and had at least one blocked shot in 25 of 34 games... Battled foul trouble vs. Texas in his collegiate debut, but still pulled down five rebounds and had a steal in just 11 minutes... Was productive in his 13 minutes vs. Indiana, getting four points, three rebounds and three blocked shots... Led the team with a season-best eight rebounds vs. UT Arlington... Matched that total at Colorado State... Stepped up and played a key role in the Razorbacks maintaining the lead at Colorado State... Had nine points and five rebounds in the half and finished with a season-best 11 points while tying his season-best with eight rebounds... Was impressive vs. UTSA... Set or tied career highs in minutes (28), points (11 — tied), assists (4), steals (4) and blocked shots (3 — tied)... Added five rebounds and 10 deflections... Went 5-of-5 from the field with two steals, three blocked shots and two assists against UTSA... Backed that up vs. Georgia Tech by playing 27 minutes... Earned first career start vs. Texas State... Scored seven points (3-of-4 FG and 1-1 FT) and pulled down six rebounds while adding two blocked shots... Scored a career-high 12 points, making career-best 6-of-9 shots from the field vs. Austin Peay... Played perhaps his best game in the overtime loss to LSU... Tied then career-highs with 12 points and four steals, adding five rebounds and two blocked shots... Followed that by scoring 11 at #3 Tennessee (5-of-7 FG) with six rebounds (five offensive) in 20 minutes... Spurred a run in the first half (two layups and a steal) to get the team going in win over Missouri... Finished with six points, six rebounds, two steals and tied a career high with four assists... Blocked a then career-high five shots in the win over Georgia as the team had 14 (most ever by the hogs in SEC game)... Tied for the team lead in rebounds (6) and had two assists... Scored eight at Kentucky, including an ally-oop, fast-break dunk he started with a steal... Played a key role in Arkansas' one-point halftime lead... In the Ole Miss win, had a dunk but added two assists, two rebounds, a steal and four deflections... Scored a career-high 14 at Providence... Made a career-best 7-of-9 from the field with a career-high seven blocked shots and 28 minutes... Tied career-high with 10 deflections, adding five rebounds and two assists.

HIGH SCHOOL

Rated No. 3 overall prospect from the state of Texas and as the No. 29 power forward in the country by 247Sports... Named to the USA TODAY All-Nevada Second Team... As a senior, contributed 13.8 points, 7.3 rebounds and 1.3 steals and led his squad to a 32-5 mark... During his junior year at Frisco Liberty (Texas) HS, put up 11.2 points, 7.3 rebounds and 1.6 blocks, helping team to a 33-4 record... Spent his offseason on the summer ball circuit as a member of RMS Elite in the Nike EYBL league... Averaged 11.4 points and 7.3 rebounds while shooting 63 percent from the floor in the summer of 2017.

PERSONAL

Full name is Reginald Eugene Chaney... Born in Tulsa, Okla... Son of Chandra Chaney and Reggie Lee... Has two sisters, Aubrey Lee and Damia Chaney, and one brother, Carter Lee... Majoring in liberal studies with plans to graduate in May 2023.



RETURNING STUDENT-ATHLETES

CHANEY'S 2021-22 GAME-BY-GAME (31-6 • 15-3 American)

Opponent	GS	Min	FG-A	3FG-A	FT-A	O-D-T	PF	A	TO	Blk	Stl	Pts
HOFSTRA	* 15:07	2-4	0-0	1-2	2-1-3	2	0	0	0	0	0	5
RICE	* 13:59	3-5	0-0	2-3	1-0-1	3	0	1	2	1	1	8
rv/#25 VIRGINIA	* 11:21	2-2	0-0	1-4	0-2-2	2	0	1	0	2	5	
vs. Butler	* 9:38	0-1	0-0	0-0	0-0-0	4	0	1	0	0	0	
vs. Wisconsin	* 19:47	3-3	0-0	1-4	0-5-5	3	0	0	0	0	7	
vs. rv/#23 Oregon	* 12:53	3-4	0-0	1-1	1-4-5	0	0	0	0	1	7	
NORTHWESTERN ST.	* 17:28	1-1	0-0	0-0	1-1-2	3	1	0	0	1	2	
BRYANT	* 11:51	1-1	0-0	0-0	2-2-4	1	1	2	2	1	2	
ALCORN STATE	* 14:54	3-4	0-0	0-0	1-2-3	2	0	0	0	1	6	
at #9/9 Alabama	* 12:39	1-1	0-0	0-0	0-1-1	4	2	1	1	0	2	
LOUISIANA	DNP - Injury											
vs. Oklahoma State	12:06	1-1	0-0	1-1	0-1-1	5	0	1	0	1	3	
TEXAS STATE	12:17	1-1	0-0	0-0	0-1-1	0	0	0	1	0	2	
* CINCINNATI	Postponed											
* at Temple	13:29	0-0	0-0	4-6	3-0-3	5	0	1	0	0	4	
* at South Florida	13:53	2-2	0-0	0-1	1-4-5	2	0	0	1	0	4	
* WICHITA STATE	6:06	0-0	0-0	0-0	0-1-1	1	0	0	0	0	0	
* at Tulsa	16:59	2-3	0-0	6-6	1-3-4	2	1	2	2	0	10	
* SOUTH FLORIDA	11:34	0-2	0-0	2-4	0-1-1	3	0	1	0	0	2	
* EAST CAROLINA	7:09	4-4	0-0	1-1	0-3-3	3	1	0	0	0	9	
* at UCF	9:33	1-2	0-0	0-0	0-1-1	2	1	2	0	0	2	
* TULANE	16:52	0-0	0-0	0-0	2-4-6	2	3	3	5	1	0	
* at Cincinnati	15:05	4-5	0-0	2-2	0-3-3	3	1	0	1	1	10	
* at -/rv SMU	13:34	1-1	0-0	0-0	0-1-1	2	0	0	1	1	2	
* MEMPHIS	17:16	2-3	0-0	0-0	1-1-2	3	0	1	0	0	4	
* UCF	10:36	0-0	0-0	0-0	1-3-4	2	0	0	1	0	0	
* at Wichita State	10:24	0-1	0-0	2-2	0-0-0	0	1	0	0	0	2	
* at Tulane	11:42	1-2	0-0	0-0	0-2-2	2	0	0	0	0	2	
* rv/rv SMU	4:18	0-1	0-0	0-0	1-0-1	0	0	0	0	1	0	
* CINCINNATI	2:44	0-0	0-0	0-0	0-0-0	0	0	1	0	0	0	
* TEMPLE	1:31	0-0	0-0	0-0	0-0-0	0	0	0	0	0	0	
* at Memphis	6:11	0-0	0-0	0-0	0-0-0	0	0	1	1	0	0	
vs. Cincinnati	11:01	0-0	0-0	0-0	0-1-1	3	0	0	2	1	0	
vs. Tulane	10:21	2-2	0-0	1-2	1-1-2	5	1	1	0	0	5	
vs. Memphis	7:42	1-2	0-0	0-0	0-0-0	2	0	0	0	0	2	
vs. UAB	9:10	1-1	0-0	0-0	1-1-2	0	1	1	0	1	2	
vs. #19/16 Illinois	20:12	0-0	0-0	1-2	3-3-6	4	0	0	2	1	1	
vs. #2/2 Arizona	12:28	1-2	0-0	4-6	3-0-3	2	0	0	0	0	6	
vs. #6/5 Villanova	12:29	1-1	0-0	1-2	1-1-2	0	0	1	0	0	3	

CHANEY'S 2019-20 GAME-BY-GAME (17-12 • 7-11 SEC • at Arkansas)

Opponent	GS	Min	FG-A	3FG-A	FT-A	O-D-T	PF	A	TO	Blk	Stl	Pts
RICE						DNP						
NORTH TEXAS						DNP						
MONTANA						DNP						
TEXAS SOUTHERN	19	3-4	0-0	0-1	1-1-2	0	0	0	1	4	6	6
SOUTH DAKOTA	15	3-3	0-0	0-0	1-1-2	4	2	0	3	1	6	6
at Georgia Tech	12	0-1	0-0	0-0	1-1-2	2	0	1	1	1	0	0
NORTHERN KENTUCKY	24	3-5	0-0	0-0	2-9-11	5	5	1	0	0	6	6
AUSTIN PEAY	14	0-0	0-0	0-1	0-2-2	3	1	2	0	2	0	0
at Western Kentucky	13	0-0	0-0	0-0	2-4-6	3	2	1	2	3	0	0
vs. Valparaiso	13	0-1	0-0	3-6	0-2-2	2	2	2	0	0	3	5
at Indiana	17	3-4	0-0	0-0	3-1-4	1	0	0	0	0	6	6
* TEXAS A&M	7	1-1	0-0	0-0	0-0-0	2	0	3	0	0	2	2
* at LSU	7	0-0	0-0	0-0	0-0-0	4	1	0	0	0	0	0
* at Mississippi	4	0-0	0-0	0-0	0-0-0	1	0	1	0	0	0	0
* VANDERBILT	21	6-6	0-0	2-2	2-1-3	2	2	2	0	0	14	14
* KENTUCKY	15	2-2	0-0	0-0	1-2-3	2	0	1	1	0	4	4
* at Mississippi State	17	4-5	0-0	0-0	2-0-2	2	0	0	1	1	8	8
TCU	* 14	3-6	0-0	0-0	1-0-1	1	0	2	0	0	6	6
* SOUTH CAROLINA	* 22	1-2	0-0	1-4	2-5-7	4	0	1	0	1	3	3
* at Alabama	* 25	2-4	0-0	4-5	5-6-11	5	0	1	2	1	8	8
* AUBURN	* 26	2-2	0-0	0-0	2-4-6	4	0	2	1	1	4	4
* at Missouri	* 36	6-12	0-0	5-7	6-5-11	5	0	0	2	2	17	17
* at Tennessee	* 20	4-4	0-0	2-3	4-2-6	4	2	2	0	1	10	10
* MISSISSIPPI STATE	* 18	1-3	0-0	2-2	2-0-2	2	0	2	0	1	4	4
* at Florida	5	0-1	0-0	0-0	0-1-1	0	0	0	0	0	0	0
* MISSOURI	5	0-0	0-0	0-2	0-0-0	0	1	0	0	0	0	0
* TENNESSEE	8	0-1	0-0	0-0	0-0-0	2	0	1	0	1	0	0
* at Georgia	2	0-1	0-0	0-0	0-0-0	0	0	0	0	0	0	0
* LSU	6	1-1	0-0	0-1	1-0-1	1	1	0	0	0	2	2
* at Texas A&M	3	1-0	0-0	0-0	0-0-0	2	0	0	0	0	0	0
vs. Vanderbilt	18	2-2	0-0	0-2	1-4-5	2	0	1	3	0	4	4

CHANEY'S 2020-21 GAME-BY-GAME (28-4 • 14-3 American)

Opponent	GS	Min	FG-A	3FG-A	FT-A	O-D-T	PF	A	TO	Blk	Stl	Pts
LAMAR	12:40	0-0	0-0	2-2	3-2-5	1	1	2	1	1	1	2
BOISE STATE	9:51	0-1	0-0	0-0	0-1-1	0	0	1	0	1	0	0
vs. #14/13 Texas Tech	1:58	0-0	0-0	0-0	0-0-0	0	0	0	0	0	0	0
SOUTH CAROLINA	6:13	0-2	0-0	0-0	0-0-0	2	0	1	0	0	0	0
SAM HOUSTON STATE												
RICE												
ALCORN STATE	* 20:07	6-8	0-0	6-9	2-4-6	3	1	0	2	1	18	18
* TEMPLE	20:55	6-8	0-0	1-3	0-3-3	4	0	1	0	0	13	13
* at rv/rv UCF	14:23	2-3	0-0	0-1	1-1-2	2	0	0	0	1	4	4
* at Tulsa	3:01	0-0	0-0	0-0	0-0-0	1	0	0	0	1	0	0
* at rv/rv SMU	17:06	2-5	0-0	1-2	3-1-4	3	0	2	2	0	5	5
* WICHITA STATE	9:05	1-2	0-0	0-0	1-0-1	4	0	0	1	0	2	2
* TULANE	11:06	1-1	0-0	0-0	2-1-3	2	1	2	1	0	2	2
* at USF												
* UCF	12:50	0-3	0-0	3-4	1-1-2	1	0	1	0	0	3	3
* -/rv TULSA	11:33	2-2	0-0	0-0	1-0-1	5	0	0	1	0	4	4
* at Temple	11:54	1-2	0-0	4-4	1-0-1	1	1	2	1	0	6	6
* at Tulane	20:42	3-4	0-0	2-3	2-2-4	3	1	1	0	0	8	8
* SMU	20:40	4-4	0-0	2-2	3-2-5	2	2	1	1	1	10	10
* at East Carolina	16:19	1-2	0-0	4-4	3-3-6	0	0	1	1	0	6	6
OURLADY of the LAKE	* 16:25	3-4	0-0	0-0	1-3-4	0	2	3	1	1	6	6
* at USF	21:02	3-3	0-0	0-1	2-4-6	5	0	1	1	0	6	6
* MEMPHIS												
* EAST CAROLINA												
* at Wichita State	14:52	1-4	0-0	0-0	0-1-1	4	0	0	1	0	2	2
* CINCINNATI	* 14:13	2-3	0-0	2-2	2-1-3	4	1	0	1	0	6	6
rv - WKU	* 15:30	2-3	0-0	2-2	2-0-2	3	0	0	1	1	6	6
* USF	* 18:12	3-3	0-0	2-2	2-1-3	2	2	0	2	1	8	8
* MEMPHIS	11:46	1-1	0-0	1-1	2-1-3	0	0	1	0	0	3	3
vs. Tulane	* 10:05	2-2	0-0	0-2	2-2-4	3	1	0	0	0	4	4
vs. Memphis	* 16:30	3-4	0-0	0-0	1-1-2	2	0	1	0	0	6	6
vs. Cincinnati	* 14:23	0-1	0-0	1-2	0-3-3	1	0	0	1	2	1	1
vs. Cleveland State	* 17:58	1-1	0-0	4-4	5-2-7	2	0	0	4	1	6	6
vs. Rutgers	* 12:13	0-0	0-0	0-0	0-1-1	4	0	0	0	3	0	0
vs. Syracuse	* 12:09	1-3	0-0	0-0	0-0-0	3	1	0	0	0	2	2
vs. Oregon State	* 17:47	2-2	0-0	1-3	3-2-5	0	1	1	1	0	5	5
#3/3 Baylor	* 17:28	2-3	0-0	2-2	2-0-2	0	0	1	1	0	6	6

CHANEY'S 2018-19 GAME-BY-GAME (18-16 • 8-10 SEC • at Arkansas)

Opponent	GS	Min	FG-A	3FG-A	FT-A	O-D-T	PF	A	TO	Blk	Stl	Pts
vs. Texas	11	0-1	0-0	0-0	2-3-5	4	0	3	0	1	0	0
UC DAVIS	11	1-4	0-0	1-4	1-0-1	3	0	1	0	0	3	3
INDIANA	13	2-4	0-0	0-1	1-2-3	0	1	3	0	4	0	4
MONTANA STATE	18	4-6	0-0	0-0	2-3-5	4	1	2	1	0	8	8
UT ARLINGTON	18	4-7	0-0	0-2	2-6-8	3	0	3	1	0	8	8
FIU	10	1-2	0-0	0-0	0-0-0	2	0	0	2	1	2	2
at Colorado State	19	5-8	0-0	1-3	3-5-8	3	0	1	3	0	11	11
WKU	14	2-4	0-0	0-0	0-4-4	0	0	1	1	0	4	4
vs. UTSA	28	5-7	0-0	1-2	1-4-5	2	4	0	3	4	11	11
GEORGIA TECH	27	3-6	0-0	0-0	1-3-4	2	1	1	3	1	6	6
TEXAS STATE	* 12	3-4	0-0	1-1	1-5-6	4	0	5	2	0	7	7

RETURNING STUDENT-ATHLETES



#20
RYAN ELVIN

Guard

6-1 • 165 • Junior-SQ

Round Rock, Texas-Cedar Ridge

Sports Administration

CAREER HIGHS

Points

9, vs. Our Lady of the Lake (2/6/21)

Field Goals Made

3, vs. Our Lady of the Lake (2/6/21)

Field Goal Attempts

11, vs. Our Lady of the Lake (2/6/21)

3-Point Field Goals Made

3, vs. Our Lady of the Lake (2/6/21)

3-Point Field Goal Attempts

8, vs. Our Lady of the Lake (2/6/21)

Free Throws Made

None

Free Throw Attempts

None

Rebounds

2, vs. Our Lady of the Lake (2/6/21)

Assists

2, vs. Our Lady of the Lake (2/6/21)

Steals

None

Blocked Shots

None

Minutes Played

23:30, vs. Our Lady of the Lake (2/6/21)

HONORS

• **2021-22 American Athletic Conference All-Academic Team**

• **2020-21 American Athletic Conference All-Academic Team**

SOPHOMORE (2021-22)

Competed in 17 games... Made his season debut in win over Rice in Fertitta Center... Drained 2-of-3 free throws against the Owls (11/12)... Finished with five points, including a 3-pointer, in home win over Bryant (12/3).

FRESHMAN (2020-21)

Made his collegiate debut in American Athletic Conference opening win over Temple... Grabbed a rebound against the Owls (12/22)... Scored nine points off three 3-pointers and grabbed two rebounds with a pair of assists in win over Our Lady of the Lake (2/6). **The American Championship:** Drained a 3-pointer in Title Game win over Cincinnati (3/14). Joined the Cougars as a walk-on.

CEDAR RIDGE HIGH SCHOOL

Competed for Head Coach Quinton Black. **Senior (2019-20):** Named to All-District 13-6A First Team... Finished with 18 points in win over Vista Ridge High School (Feb. 10)... Led Raiders with 15 points in win over Stony Point High School (Feb. 3). **Junior (2018-19):** Scored 14 points with three 3-pointers in win over Round Rock High School (Jan. 6). **Sophomore (2017-18):** Member of All-District Academic First Team... Named to All-District Second Team.

PERSONAL

Full name is Ryan Richard Elvin... Born in Philadelphia... Son of Deirdre and the late Scott Elvin... Has a brother, Jake... Majoring in sports administration with plans to graduate in May 2023.



RETURNING STUDENT-ATHLETES

ELVIN'S 2021-22 GAME-BY-GAME (16-1 • 6-1 American)

Opponent	Date	GS	Min	FG-A	3FG-A	FT-A	Off-Def	Tot	PF	A	TO	Blk	Stl	Pts	
HOFSTRA	11/9/21	DNP – Coach's Decision													
RICE	11/12/21		4:03	0-1	0-1	2-3	0-0	0	0	0	0	0	0	0	
rv/#25 VIRGINIA	11/16/21		1:24	0-0	0-0	0-0	0-0	0	0	1	0	0	0	0	
vs. Butler	11/22/21		0:36	0-0	0-0	0-0	0-0	0	0	0	0	0	0	0	
vs. Wisconsin	11/23/21	DNP – Coach's Decision													
vs. rv/#23 Oregon	11/24/21	DNP – Coach's Decision													
NORTHWESTERN STATE	11/30/21		3:11	0-2	0-2	0-0	0-0	0	0	0	0	0	0	0	
BRYANT	12/3/21		5:56	2-2	1-1	0-0	0-0	0	0	0	0	0	0	5	
ALCORN STATE	12/6/21		2:33	0-0	0-0	0-0	0-0	0	0	0	0	0	0	0	
at #9/9 Alabama	12/11/21	DNP – Coach's Decision													
LOUISIANA	12/14/21	DNP – Coach's Decision													
vs. Oklahoma State	12/18/21	DNP – Coach's Decision													
TEXAS STATE	12/22/21		5:58	0-0	0-0	0-0	0-0	0	2	0	0	0	0	0	
* CINCINNATI	12/28/21	Postponed													
* at Temple	1/2/22	DNP – Coach's Decision													
* at South Florida	1/5/22		00:52	0-0	0-0	0-0	0-0	0	0	0	0	0	0	0	
* WICHITA STATE	1/8/22	DNP – Coach's Decision													
* at Tulsa	1/15/22	DNP – Coach's Decision													
* SOUTH FLORIDA	1/18/22		2:13	0-0	0-0	0-0	0-0	0	0	0	0	0	0	0	
* EAST CAROLINA	1/22/22		3:14	0-0	0-0	0-0	0-0	0	0	0	0	0	0	0	
* at UCF	1/29/22	DNP – Coach's Decision													
* TULANE	2/2/22	DNP – Coach's Decision													
* at Cincinnati	2/6/22		2:11	0-0	0-0	0-0	0-0	0	0	0	0	0	0	0	
* at SMU	2/9/22	DNP – Coach's Decision													
* MEMPHIS	2/12/22	DNP – Coach's Decision													
* UCF	2/17/22	DNP – Coach's Decision													
* at Wichita State	2/20/22	DNP – Coach's Decision													
* at Tulane	2/23/22	DNP – Coach's Decision													
* rv/rv SMU	2/27/22		1:40	0-0	0-0	0-0	0-0	0	1	0	0	0	0	0	
* CINCINNATI	3/1/22	DNP – Coach's Decision													
* TEMPLE	3/3/22		1:14	1-1	1-1	0-0	0-0	0	0	0	0	0	0	3	
* at Memphis	3/6/22		0:19	0-0	0-0	0-0	0-0	0	0	0	0	0	0	0	
vs. Cincinnati	3/11/22		0:40	0-0	0-0	0-0	0-0	0	0	0	0	0	0	0	
vs. Tulane	3/12/22		1:41	0-1	0-1	0-0	1-0	1	1	0	0	0	0	0	
vs. Memphis	3/13/22	DNP – Coach's Decision													
vs. UAB	3/18/22		0:41	0-0	0-0	0-0	0-0	0	0	0	0	0	0	0	
vs. #19/16 Illinois	3/20/22	DNP – Coach's Decision													
vs. #2/2 Arizona	3/24/22	DNP – Coach's Decision													
vs. #6/5 Villanova	3/26/22	DNP – Coach's Decision													

ELVIN'S 2020-21 GAME-BY-GAME (7-1 • 3-0 American)

Opponent	Date	GS	Min	FG-A	3FG-A	FT-A	Off-Def	Tot	PF	A	TO	Blk	Stl	Pts	
LAMAR	11/25/20	DNP – Coach's decision													
BOISE STATE	11/27/20	DNP – Coach's decision													
vs. #14/13 Texas Tech	11/29/20	DNP – Coach's decision													
SOUTH CAROLINA	12/5/20	DNP – Coach's decision													
SAM HOUSTON STATE	12/9/20	Canceled													
RICE	12/12/20	Canceled													
ALCORN STATE	12/20/20	DNP – Unavailable													
* TEMPLE	12/22/20		1:08	0-0	0-0	0-0	0-1	1	0	0	0	0	0	0	
* at rv/rv UCF	12/26/20	DNP – Coach's decision													
* at Tulsa	12/29/20	DNP – Coach's decision													
* at rv/rv SMU	1/3/21	DNP – Coach's decision													
* WICHITA STATE	1/6/21	DNP – Coach's decision													
* TULANE	1/9/21	DNP – Coach's decision													
* at USF	1/14/21	PPD													
* UCF	1/17/21	DNP – Coach's decision													
* –/rv TULSA	1/20/21		1:02	0-1	0-1	0-0	0-0	0	0	0	0	0	0	0	
* at Temple	1/23/21	DNP – Coach's decision													
* at Tulane	1/28/21	DNP – Coach's decision													
* SMU	1/31/21	DNP – Coach's decision													
* at ECU	2/3/21	DNP – Coach's decision													
OUR LADY OF THE LAKE	2/6/21		23:30	3-11	3-8	0-0	0-2	2	1	2	1	0	0	9	
* at USF	2/10/21	DNP – Coach's decision													
* MEMPHIS	2/14/21	Canceled													
* EAST CAROLINA	2/17/21	Canceled													
* at Wichita State	2/18/21	DNP – Coach's decision													
* CINCINNATI	2/21/21		2:19	1-1	1-1	0-0	0-0	0	0	0	0	0	0	3	
rv/– WKU	2/25/21	DNP – Coach's decision													
* USF	2/28/21	DNP – Coach's decision													
* MEMPHIS	3/7/21	DNP – Coach's decision													
vs. Tulane	3/12/21		1:12	0-1	0-1	0-0	0-0	0	0	0	0	0	0	0	
vs. Memphis	3/13/21	DNP – Coach's decision													
vs. Cincinnati	3/14/21		2:37	1-1	1-1	0-0	0-0	1	0	0	0	0	0	3	
vs. Cleveland State	3/19/21		1:14	0-0	0-0	0-0	0-0	0	0	0	0	0	0	0	
vs. Rutgers	3/21/21	DNP – Coach's decision													
vs. Syracuse	3/27/21	DNP – Coach's decision													
vs. Oregon State	3/29/21	DNP – Coach's decision													
vs. #3/3 Baylor	4/3/21		0:51	0-0	0-0	0-0	0-0	0	0	0	0	0	0	0	

ELVIN'S CAREER STATISTICS

Year	W-L	GP-GS	MP	FG-FGA	Pct	3P-A	Pct	FT-FTA	Pct	Off-Def	Reb – Avg	PF-DQ	Ast	TO	Blk	Stl	Pts – Avg
2020-21	7-1	8-0	33	5-15	.333	5-12	.417	0-0	.000	0-3	3 – 0.4	2-0	2	1	0	0	15 – 1.9
2021-22	16-1	17-0	38	3-7	.429	2-6	.333	2-3	.667	1-0	1 – 0.1	4-0	1	0	0	0	10 – 0.6
Totals	23-2	25-0	72	8-22	.364	7-18	.389	2-3	.667	1-3	4 – 0.2	6-0	3	1	0	0	25 – 1.0

ELVIN'S CAREER STATISTICS • AMERICAN ATHLETIC CONFERENCE ONLY

Year	W-L	GP-GS	MP	FG-FGA	Pct	3P-A	Pct	FT-FTA	Pct	Off-Def	Reb – Avg	PF-DQ	Ast	TO	Blk	Stl	Pts – Avg
2020-21	3-0	3-0	4	1-2	.500	1-2	.500	0-0	.000	0-1	1 – 0.3	0-0	0	0	0	0	3 – 1.0
2021-22	6-1	7-0	11	1-1	1.000	1-1	1.000	0-0	.000	0-0	0 – 0.0	1-0	0	0	0	0	3 – 0.4
Totals	9-1	10-0	15	2-3	.667	2-3	.667	0-0	.000	0-1	1 – 0.1	1-0	0	0	0	0	7 – 0.6

RETURNING STUDENT-ATHLETES



#5

Ja'VIER FRANCIS

Forward
6-8 • 225 • Sophomore-1L
New Orleans, La. (Montverde Academy)
Undeclared Major
CAREER HIGHS
Points

4, done three times; Most recently at Tulane (2/23/02)

Field Goals Made

2, done three times; Most recently at Tulane (2/23/02)

Field Goal Attempts

3, vs. Texas State (12/22/21)

3-Point Field Goals Made

None

3-Point Field Goal Attempts

None

Free Throws Made

2, vs. East Carolina (1/22/22)

Free Throw Attempts

5, vs. East Carolina (1/22/22)

Rebounds

4, vs. Northwestern State (11/30/21)

Offensive Rebounds

2, vs. East Carolina (1/22/22)

Defensive Rebounds

3, vs. Northwestern State (11/30/21)

Assists

None

Steals

1, vs. Texas State (12/22/21)

Blocked Shots

4, vs. East Carolina (1/22/22)

Minutes Played

10:31, vs. East Carolina (1/22/22)

FRESHMAN (2021-22)

Competed in 18 games during his first collegiate season at Houston... Made his collegiate debut in big home win over Rice inside Fertitta Center... Grabbed three rebounds, including one offensive, with a blocked shot against the Owls (11/12)... Buried both shots and grabbed a rebound in Maui Jim Maui Invitational Third-Place Game win over rv/#23 Oregon (11/24)... Snared four rebounds and blocked a shot in win over Northwestern State (11/30)... Scored four points on 2-of-3 shooting and added a block and steal in six minutes against Texas State (12/22)... Scored two points, grabbed two offensive rebounds and blocked a game-high four shots in home win over East Carolina (1/22)... Finished with four points off a pair of dunks and added a rebound in hometown win at Tulane (2/23). **The American Championship:** Grabbed a defensive rebound in Quarterfinal win over Cincinnati.

HIGH SCHOOL

3-star recruit by *247Sports*... Competed at Westbury Christian in Houston for Head Coach Tyler Guidry... Played during his senior season at Montverde Academy in Montverde, Fla... Also considered DePaul, SMU and Stephen F. Austin. **Junior (2019-20):** Averaged 14.4 points, 11.1 rebounds and 6.1 blocks per game to lead Westbury Christian to TAPPS 5A championship game... Finalist for Guy V. Lewis Award, presented to top high school player in city of Houston... All-State selection and District Most Valuable Player... Named to All-VYPE Private School First Team.

PERSONAL

Full name is Ja'vier Joseph Francis... First name is pronounced Jay-Vee-Ur... Born in New Orleans... Son of Keiva and Paul Francis... Has a brother, Paul Francis III, and sisters Kevena Thompson and Marketa Cordier... Undeclared major.



RETURNING STUDENT-ATHLETES

FRANCIS' 2021-22 GAME-BY-GAME (17-1 • 7-1 American)

Opponent	Date	GS	Min	FG-A	3FG-A	FT-A	Off-Def	Tot	PF	A	TO	Blk	Stl	Pts	
HOFSTRA	11/9/21	DNP – Coach's Decision													
RICE	11/12/21		10:03	0-1	0-0	0-1	1-2	3	0	0	1	1	0	0	
rv/#25 VIRGINIA	11/16/21		1:24	0-0	0-0	0-0	0-0	0	0	0	0	0	0	0	
vs. Butler	11/22/21		3:20	0-1	0-0	0-0	0-0	0	0	0	0	0	0	0	
vs. Wisconsin	11/23/21	DNP – Coach's Decision													
vs. rv/#23 Oregon	11/24/21		5:44	2-2	0-0	0-0	0-1	1	0	0	0	1	0	4	
NORTHWESTERN STATE	11/30/21		10:03	1-1	0-0	0-0	1-3	4	1	0	1	1	0	2	
BRYANT	12/3/21	DNP – Injury													
ALCORN STATE	12/6/21		5:10	1-1	0-0	0-0	1-0	1	0	0	0	1	0	2	
at #9/9 Alabama	12/11/21	DNP – Coach's Decision													
LOUISIANA	12/14/21	DNP – Coach's Decision													
vs. Oklahoma State	12/18/21	DNP – Coach's Decision													
TEXAS STATE	12/22/21		5:58	2-3	0-0	0-1	0-0	0	0	0	1	1	1	4	
* CINCINNATI	12/28/21	Postponed													
*at Temple	1/2/22	DNP – Coach's Decision													
*at South Florida	1/5/22		00:52	0-0	0-0	0-0	0-0	0	0	0	0	0	0	0	
* WICHITA STATE	1/8/22	DNP – Coach's Decision													
*at Tulsa	1/15/22	DNP – Coach's Decision													
* SOUTH FLORIDA	1/18/22		3:04	1-1	0-0	0-0	0-1	1	0	0	1	1	0	2	
* EAST CAROLINA	1/22/22		10:31	0-1	0-0	2-5	2-0	2	2	0	1	4	0	2	
*at UCF	1/29/22	DNP – Coach's Decision													
* TULANE	2/2/22	DNP – Coach's Decision													
*at Cincinnati	2/6/22		2:11	0-0	0-0	0-0	0-1	1	0	0	0	0	0	0	
*at SMU	2/9/22	DNP – Coach's Decision													
* MEMPHIS	2/12/22	DNP – Coach's Decision													
* UCF	2/17/22	DNP – Coach's Decision													
*at Wichita State	2/20/22	DNP – Coach's Decision													
*at Tulane	2/23/22		1:02	2-2	0-0	0-0	0-1	1	0	0	0	0	0	4	
* rv/rv SMU	2/27/22		1:40	0-0	0-0	0-0	0-0	0	1	0	1	0	0	0	
* CINCINNATI	3/1/22	DNP – Coach's Decision													
* TEMPLE	3/3/22		1:53	0-0	0-0	0-0	0-0	0	1	0	0	1	0	0	
*at Memphis	3/6/22		4:20	0-1	0-0	0-0	0-1	1	0	0	0	0	0	0	
vs. Cincinnati	3/11/22		0:40	0-0	0-0	0-0	0-1	1	0	0	0	0	0	0	
vs. Tulane	3/12/22		4:34	0-0	0-0	1-2	0-0	0	0	0	0	0	0	1	
vs. Memphis	3/13/22	DNP – Coach's Decision													
vs. UAB	3/18/22		0:41	0-0	0-0	0-0	0-0	0	0	0	0	0	0	0	
vs. #19/16 Illinois	3/20/22	DNP – Coach's Decision													
vs. #2/2 Arizona	3/24/22	DNP – Coach's Decision													
vs. #6/5 Villanova	3/26/22	DNP – Coach's Decision													

2022-23 COUGARS

FRANCIS' CAREER STATISTICS

Year	W-L	GP-GS	MP	FG-FGA	Pct	3P-A	Pct	FT-FTA	Pct	Off-Def	Reb – Avg	PF-DQ	Ast	TO	Blk	Stl	Pts – Avg
2021-22	17-1	18-0	73	9-14	.643	0-0	.000	3-9	.333	5-11	16 – 0.9	5-0	0	6	11	1	21 – 1.2
Totals	17-1	18-0	73	9-14	.643	0-0	.000	3-9	.333	5-11	16 – 0.9	5-0	0	6	11	1	21 – 1.2

FRANCIS' CAREER STATISTICS - AMERICAN ATHLETIC CONFERENCE ONLY

Year	W-L	GP-GS	MP	FG-FGA	Pct	3P-A	Pct	FT-FTA	Pct	Off-Def	Reb – Avg	PF-DQ	Ast	TO	Blk	Stl	Pts – Avg
2021-22	7-1	8-0	26	3-5	.600	0-0	.000	2-5	.400	2-4	6 – 0.8	4-0	0	3	6	0	8 – 1.0
Totals	7-1	8-0	26	3-5	.600	0-0	.000	2-5	.400	2-4	6 – 0.8	4-0	0	3	6	0	8 – 1.0

RETURNING STUDENT-ATHLETES


#12 TRAMON MARK

Guard
6-5 • 195 • r-Sophomore-2L (RS '21-22)
Dickinson, Texas (Dickinson HS)
Health Promotions
CAREER HIGHS
Points

 22, vs. Bryant (12/3/21)
 22, vs. Our Lady of the Lake (2/6/21)
 22, vs. Lamar (11/25/20)

Field Goals Made

9, vs. Our Lady of the Lake (2/6/21)

Field Goal Attempts

13, vs. Cincinnati (3/14/21)

3-Point Field Goals Made

2, done eight times; Most recently vs. Bryant (12/3/21)

3-Point Field Goal Attempts

8, vs. South Carolina (12/5/20)

Free Throws Made

10, vs. Lamar (11/25/20)

Free Throw Attempts

13, vs. Lamar (11/25/20)

Rebounds

8, vs. Lamar (11/25/20)

Offensive Rebounds

3, done three times; Most recently vs. Alcorn State (12/6/21)

Defensive Rebounds

6, vs. Lamar (11/25/20)

Assists

7, vs. Cincinnati (3/14/21)

Steals

3, done five times; Most recently vs. Alcorn State (12/6/21)

Blocked Shots

2, vs. Memphis (3/7/21)

Minutes Played

35:23, vs. South Carolina (12/5/20)

HONORS

- **The American Freshman of the Week (Dec. 7, 2020)**
- **The American Freshman of the Week (Nov. 30, 2020)**

SOPHOMORE (2021-22)

Competed in seven games before being sidelined for the rest of the season with a shoulder injury in mid-December... Made his season debut in Maui Jim Maui Invitational First-Round win over Butler... Finished with five points, a rebound, assist and steal against the Bulldogs (11/22)... Scored eight points with a pair of rebounds against Wisconsin in Maui Jim Maui Invitational Semifinals (11/23)... Posted six points with four assists and two steals in Maui Jim Maui Invitational Third-Place Game win over rv/#23 Oregon (11/24)... Totaled 12 points on 5-of-9 shooting with four rebounds and four assists in win over Northwestern State (11/30)... Led all players with 22 points on 7-of-11 shooting and grabbed four rebounds with four assists and a pair of steals in home win over Bryant (12/3)... Posted a game-high 18 points on 5-of-9 shooting from the field and 7-of-7 shooting from the free throw line with four rebounds, three assists and three steals in win over Alcorn State (12/6)... Lost for the remainder of the season following shoulder surgery on Dec. 22 and received a medical redshirt.

FRESHMAN (2020-21)

One of only two players to compete in every game... Made his collegiate debut a memorable one in season-opening win over Lamar... Finished with 22 points, thanks to 5-of-8 shooting from the field and 10-of-13 from the free throw line... Added eight rebounds with a pair of assists in 17 minutes against the Cardinals (11/25)... Totaled nine points with two rebounds and an assist in win over Boise State in Southwest Showcase (11/27)... Posted 11 points with a pair of rebounds in win over No. 14/13 Texas Tech during final game of Southwest Showcase (11/29)... Honored as American Athletic Conference Freshman of the Week for the first time (11/30)... Made his first career start against South Carolina... Finished with 18 points, thanks to 9-of-12 shooting from the free throw line, and four rebounds and a pair of steals against the Gamecocks (12/5)... Named The American Freshman of the Week for the second straight week (12/7)... Totaled 12 points with two rebounds, four assists and three steals in American Athletic Conference opening win over Temple (12/22)... Posted three points with five rebounds and three assists in win over Tulane (1/9)... Recorded 11 points with six rebounds and three steals in win over Tulsa (1/20)... Finished with 16 points on 6-of-12 shooting from the field and grabbed five rebounds with three assists in win at Tulane

(1/28)... Posted 22 points with six rebounds, three assists and three steals in win over Our Lady of the Lake (2/6)... Finished with 12 points, six rebounds and three assists in win over Cincinnati (2/21)... Scored 12 points on 5-of-8 shooting with three rebounds, a blocked shot and steal in win over rv/WKU (2/25)... Banked in a near-halfcourt heave at the buzzer to break a tie and lift the Cougars to a 67-64 win over Memphis in the regular-season finale... Finished with eight points, four rebounds and two blocked shots against the Tigers (3/7). **The American Championship:** Scored eight points with four rebounds and seven assists in Title Game win over Cincinnati (3/14). **NCAA Tournament:** Scored 15 points on 5-of-10 shooting and grabbed three rebounds with two assists and three steals in First-Round win over Cleveland State (3/19)... Soared in to grab an offensive rebound and lay it up and in to tie Second-Round game vs. Rutgers at 60-60 with 24 seconds left... Drilled ensuing free throw to give Cougars the lead for good.

DICKINSON HIGH SCHOOL

4-star recruit by *Rivals*, ESPN and *247Sports*... Stands at No. 67 nationally in ESPN 100... Ranked as No. 6 player in state of Texas by *247Sports*... Chose Houston over California, Oklahoma, TCU and Texas A&M... Competed for Head Coach Jason Wilson. **Senior (2019-20):** Received the Guy V. Lewis Award, presented annually to the top high school student-athlete in the city of Houston... Became third Lewis Award winner in last six years to join Cougars... Recognized as Player of the Year and named to First Team of All-VYPE Public Schools Team... Named Houston Area Basketball Coaches Association Player of the Year... TABC All-State First-Team honoree... Named to All-Greater Houston First Team... Averaged 29.3 points, 6.4 rebounds, 3.7 assists and 2.2 steals per game... Led Gators to UIL Class 6A state semifinals before season was canceled... Named to Texas All-State First Team presented by Suddenlink... Scored 57 points in win over Cy-Creek High School to set McDonald's Texas Invitational scoring record... Competed at the NBA Top 100 Camp in Charlottesville in the summer and led that event in assists... Scored 27 points in playoff win over Atascocita High School to lead Gators to Region III-6A Tournament for first time in school history. **Junior (2018-19):** Named to Texas Association of Basketball Coaches Class 6A All-State Team... Earned place on Houston Chronicle All-Greater Houston First Team... Averaged 26.5 points, 4.7 rebounds, 4.0 assists and 2.2 steals per game... Scored 52 points in 79-61 win over Manvel High School... Finished with 36 points in a win over Clear Lake High School... Totaled 23 points and 12 rebounds in a win over Clear Creek High School. **Sophomore (2017-18):** Named District 24-6A Offensive Most Valuable Player... Averaged 18.6 points, 6.4 rebounds 3.3 assists and 2.3 steals per game... Scored 26 points and grabbed five rebounds in win over Clear Springs High School. **Freshman (2016-17):** Recognized as District 24-6A Newcomer of the Year... Posted 15.1 points, 4.3 rebounds, 2.6 assists and 2.3 steals per game.

PERSONAL

Full name is Tramon Kendall Mark... First name is pronounced Truh-Mon... Born in Nassau Bay, Texas... Son of Vertresa Mark and Truitt Mark... Has a brother, Ivery, and a sister, Chloe... Majoring in health promotions.



RETURNING STUDENT-ATHLETES

MARK'S 2021-22 GAME-BY-GAME (5-2 • 0-0 American)

Opponent	Date	GS	Min	FG-A	3FG-A	FT-A	Off-Def	Tot	PF	A	TO	Blk	Stl	Pts	
HOFSTRA	11/9/21		DNP – Injury												
RICE	11/12/21		DNP – Injury												
rv/#25 VIRGINIA	11/16/21		DNP – Injury												
vs. Butler	11/22/21		17:02	2-6	0-1	1-2	0-1	1	2	1	0	0	1	5	
vs. Wisconsin	11/23/21		13:43	3-6	0-0	2-2	0-2	2	2	1	0	0	0	8	
vs. rv/#23 Oregon	11/24/21		18:36	3-8	0-2	0-0	0-0	0	1	4	2	0	2	6	
NORTHWESTERN STATE	11/30/21		19:25	5-9	2-5	0-0	0-4	4	2	4	2	0	1	12	
BRYANT	12/3/21		27:54	7-11	2-5	6-6	0-4	4	3	4	1	0	2	22	
ALCORN STATE	12/6/21		27:06	5-9	1-3	7-7	3-1	4	4	3	4	1	3	18	
at #9/9 Alabama	12/11/21		17:52	0-6	0-2	0-0	0-2	2	3	0	1	1	1	0	

Sat out the remainder of the season following surgery

MARK'S 2020-21 GAME-BY-GAME (28-4 • 14-3 American)

Opponent	Date	GS	Min	FG-A	3FG-A	FT-A	Off-Def	Tot	PF	A	TO	Blk	Stl	Pts	
LAMAR	11/25/20		16:52	5-8	2-3	10-13	2-6	8	3	2	2	0	1	22	
BOISE STATE	11/27/20		23:15	2-6	1-2	4-4	0-2	2	3	1	1	0	0	9	
vs. #14/13 Texas Tech	11/29/20		18:36	3-5	0-2	5-7	0-2	2	4	0	2	0	0	11	
SOUTH CAROLINA	12/5/20	*	35:23	4-12	1-8	9-12	0-4	4	1	1	0	1	2	18	
SAM HOUSTON STATE	12/9/20		Canceled												
RICE	12/12/20		Canceled												
ALCORN STATE	12/20/20		30:39	4-11	0-2	1-2	1-3	4	2	4	1	0	1	9	
* TEMPLE	12/22/20	*	29:51	4-9	1-4	3-4	0-2	2	5	4	4	0	3	12	
* at rv/rv UCF	12/26/20		8:25	0-2	0-1	0-0	0-0	0	2	0	1	0	1	0	
* at Tulsa	12/29/20		10:41	0-4	0-1	0-2	1-2	3	1	0	0	0	1	0	
* at rv/rv SMU	1/3/21		15:29	2-6	1-3	0-0	0-1	1	0	0	2	0	2	5	
* WICHITA STATE	1/6/21		17:01	0-2	0-1	1-2	0-0	0	1	0	0	0	1	1	
* TULANE	1/9/21		23:19	1-8	0-3	1-2	0-5	4	0	3	2	0	0	3	
* at USF	1/14/21					PPD									
* UCF	1/17/21		17:44	2-6	0-2	1-1	1-1	2	2	2	2	0	0	5	
* -/rv TULSA	1/20/21		18:58	4-9	2-4	1-2	2-4	6	1	0	3	0	3	11	
* at Temple	1/23/21		16:59	2-4	1-2	0-0	0-2	2	1	2	0	0	1	5	
* at Tulane	1/28/21	*	31:05	6-12	1-5	3-3	2-3	5	4	3	1	0	1	16	
* SMU	1/31/21		17:07	1-7	0-1	4-4	1-1	2	4	0	2	0	0	6	
* at East Carolina	2/3/21		16:44	1-2	0-1	0-0	0-1	1	1	2	1	0	0	2	
OUR LADY of the LAKE	2/6/21	*	21:54	9-12	2-3	2-2	1-5	6	3	6	3	1	3	22	
* at USF	2/10/21		13:49	1-3	0-0	2-2	1-1	2	2	0	1	0	2	4	
* MEMPHIS	2/14/21		Canceled												
* EAST CAROLINA	2/17/21		Canceled												
* at Wichita State	2/18/21		16:20	2-6	0-2	0-0	1-4	5	0	2	1	0	0	4	
* CINCINNATI	2/21/21		25:12	4-10	0-2	4-4	1-5	6	2	3	1	0	1	12	
rv/- WKU	2/25/21		19:46	5-8	2-3	0-0	0-3	3	1	0	1	1	1	12	
* USF	2/28/21		20:18	3-6	2-3	0-0	1-1	2	2	4	0	0	0	8	
* MEMPHIS	3/7/21		27:58	3-12	2-4	0-0	1-3	4	2	1	0	2	0	8	
vs. Tulane	3/12/21		16:03	1-4	0-2	0-0	1-0	1	1	2	0	0	1	2	
vs. Memphis	3/13/21		14:57	0-3	0-0	3-4	0-1	1	1	2	2	0	0	3	
vs. Cincinnati	3/14/21		19:32	4-13	0-1	0-0	3-1	4	2	7	1	0	1	8	
vs. Cleveland State	3/19/21		23:23	5-10	0-2	5-6	0-3	3	2	2	1	0	3	15	
vs. Rutgers	3/21/21		25:26	3-10	0-2	2-3	3-3	6	0	0	0	0	1	8	
vs. Syracuse	3/27/21		14:44	2-6	1-2	1-2	0-0	0	1	1	2	0	0	6	
vs. Oregon State	3/29/21		12:37	0-2	0-2	0-0	1-1	2	0	1	0	0	0	0	
vs. #3/3 Baylor	4/3/21		20:14	2-6	0-0	0-0	0-1	1	1	0	0	0	0	4	

MARK'S CAREER STATISTICS

Year	W-L	GP-GS	MP	FG-FGA	Pct	3P-A	Pct	FT-FTA	Pct	Off-Def	Reb – Avg	PF-DQ	Ast	TO	Blk	Stl	Pts – Avg
2020-21	28-4	32-4	642	85-224	.379	19-73	.260	62-81	.765	24-71	95 – 3.0	55-1	55	37	5	30	251 – 7.8
2021-22	5-2	7-0	143	25-55	.455	5-18	.278	16-17	.941	3-14	17 – 2.4	17-0	17	10	2	10	71 – 10.1
Totals	33-6	39-4	785	110-279	.394	24-91	.264	78-98	.796	27-85	112 – 2.9	72-1	72	47	7	40	322 – 8.3

MARK'S CAREER STATISTICS • AMERICAN ATHLETIC CONFERENCE ONLY

Year	W-L	GP-GS	MP	FG-FGA	Pct	3P-A	Pct	FT-FTA	Pct	Off-Def	Reb – Avg	PF-DQ	Ast	TO	Blk	Stl	Pts – Avg
2020-21	14-3	17-2	327	36-108	.333	10-39	.256	20-26	.769	12-36	48 – 2.8	30-1	26	21	2	16	102 – 6.0
2021-22										Redshirt							
Totals	14-3	17-2	327	36-108	.333	10-39	.256	20-26	.769	12-36	48 – 2.8	30-1	26	21	2	16	102 – 6.0

RETURNING STUDENT-ATHLETES


#13

J'WAN ROBERTS

Forward
6-7 • 230 • r-Junior-2L (RS '19-20)
**St. Thomas, U.S. Virgin Islands
(Shoemaker HS [Killeen, Texas])**
Health Promotions
CAREER HIGHS
Points

 10, vs. Tulane (3/12/22)
 10, vs. Our Lady of the Lake (2/6/21)

Field Goals Made

 5, vs. Tulane (3/12/22)
 5, vs. Our Lady of the Lake (2/6/21)

Field Goal Attempts

7, vs. Our Lady of the Lake (2/6/21)

3-Point Field Goals Made

None

3-Point Field Goal Attempts

2, vs. Wisconsin (11/23/21)

Free Throws Made

 3, done five times; Most recently
 vs. #6/5 Villanova (3/26/22)

Free Throw Attempts

6, at #9/9 Alabama (12/11/21)

Rebounds

15, vs. Hofstra (11/9/21)

Offensive Rebounds

9, at #9/9 Alabama (12/11/21)

Defensive Rebounds

 9, done three times; Most recently
 vs. Bryant (12/3/21)

Assists

3, vs. Bryant (12/3/21)

Steals

 3, vs. #6/5 Villanova (3/26/22)
 3, vs. Rice (11/12/21)

Blocked Shots

 2, done five times; Most recently
 vs. #6/5 Villanova (3/26/22)

Minutes Played

29:18, vs. Our Lady of the Lake (2/6/21)

HONORS

- 2020-21 American Athletic Conference All-Academic Team
- 2019-20 American Athletic Conference All-Academic Team

SOPHOMORE (2021-22)

One of four Cougars to compete in all 38 games, setting a school single-season record... Ranked third among the Cougars and was 10th in the American Athletic Conference with 2.1 offensive rebounds per game... Tied for 21st in the league with one double-double.... Made his season debut in Cougars' season-opening win in overtime over Hofstra inside the Fertitta Center... Led all players with 15 rebounds, including six offensive boards, and totaled eight points on 4-of-4 shooting from the field with an assist and blocked shot (11/9)... Led all players in rebounding for second straight game with nine boards, including four offensive, in home win over Rice... Also swiped three Owl passes (11/12)... Grabbed seven rebounds in win over rv/#25 Virginia (11/16)... Scored five points and grabbed six rebounds with an assist and steal against Butler in First-Round win at Maui Jim Maui Invitational (11/22)... Led Houston with six rebounds, including three offensive boards, against Wisconsin during Maui Jim Maui Invitational Semifinals (11/23)... Grabbed six rebounds, including four offensive, with a pair of steals in win over Northwestern State (11/30)... Led all players with 12 rebounds, including three offensive boards, and scored six points with three assists and two steals in home win over Bryant (12/3)... Led all players with 13 rebounds, including nine offensive boards, and added nine points and an assist at #9/9 Alabama (12/11)... Took an assist from Jamal Shead and dunked the game-winning shot with 1.2 seconds remaining in double overtime to lead the Cougars to the road win at Wichita State (2/20)... Snared a game-high 11 rebounds, including six offensive, with eight points and a pair of blocked shots in road win at Tulane (2/23)... Grtgrabbed eight rebounds, including five offensive, with two assists, blocked shot and steal in win over rv/rv SMU (2/27). **The American Championship:** Came off the bench to score 10 points with 13 rebounds, including five offensive, in Semifinal win over Tulane (3/12)... Snared five rebounds, including two offensive boards, in Second-Round win over #19/16 Illinois (3/20).

REDSHIRT FRESHMAN (2020-21)

Made his collegiate debut in season-opening win over Lamar inside Fertitta Center... Finished with five points, six rebounds, two steals and two blocked shots against the Cardinals (11/25)... Led all players with 14 rebounds, including five offensive boards, in win over

Boise State in Southwest Showcase (11/27)... Posted seven points with four rebounds and a pair of blocked shots in win over South Carolina (12/5)... Snared seven rebounds, including four offensive, and blocked three shots in American Athletic Conference opening win over Temple (12/22)... Blocked two shots at Tulsa (12/29)... Grabbed eight rebounds in win over Tulane (1/9)... Snared seven rebounds, including a game-high five offensive boards, and added a pair of assists in win over Tulsa (1/20)... Grabbed seven rebounds and dished out two assists in win at Tulane (1/28)... Enjoyed first double-double of his career with 10 points and 11 rebounds in win over Our Lady of the Lake... Added a pair of steals and an assist against the Saints (2/6)... Snared six rebounds in win over Cincinnati (2/21). **NCAA Tournament:** Returned to lineup and grabbed an offensive rebound in First-Round win over Cleveland State (3/19).

FRESHMAN (2019-20)

Did not compete as a redshirt.

SHOEMAKER HIGH SCHOOL

3-star recruit by *Rivals* and *247Sports*... Also was recruited by Oklahoma, Baylor, St. John's, Sam Houston State, Texas A&M and Seton Hall... Coach by Brandon Gilbert. **Senior (2018-19):** Named to TABC Class 6A All-State Team... Recognized as District 12-6A Most Valuable Player... Led Grey Wolves to district championship with a 15-1 record... Scored 30 points in bi-district round of playoffs against Rockwall-Heath.

PERSONAL

Full name is J'wan Andone Roberts... First name is pronounced Juh-Won... Born in U.S. Virgin Islands... Son of Elbe Brathwaite and Jeff Roberts... Has two sisters, Genique Smalls and Jasonique Roberts, and one brother, Keith Nicholson... Majoring in health promotions with plans to graduate in May 2023.



RETURNING STUDENT-ATHLETES

ROBERTS' 2021-22 GAME-BY-GAME (32-6 • 15-3 American)

Opponent	Date	GS	Min	FG-A	3FG-A	FT-A	Off-Def	Tot	PF	A	TO	Blk	Stl	Pts
HOFSTRA	11/9/21		23:47	4-4	0-0	0-0	6-9	15	2	1	1	1	0	8
RICE	11/12/21		23:52	0-1	0-1	3-4	4-5	9	2	0	0	0	3	3
rv/#25 VIRGINIA	11/16/21		20:34	1-1	0-0	0-0	3-4	7	1	1	0	0	0	2
vs. Butler	11/22/21		19:37	1-3	0-1	3-4	1-5	6	2	1	1	0	1	5
vs. Wisconsin	11/23/21		19:14	1-5	0-2	3-4	3-3	6	0	0	2	1	1	5
vs. rv/#23 Oregon	11/24/21		13:33	2-2	0-0	0-1	1-2	3	3	0	0	0	0	4
NORTHWESTERN STATE	11/30/21		13:59	1-2	0-0	0-0	4-2	6	1	0	0	0	2	2
BRYANT	12/3/21		23:07	3-4	0-0	0-0	3-9	12	0	3	0	1	2	6
ALCORN STATE	12/6/21		13:36	0-0	0-0	1-2	0-4	4	3	0	2	0	0	1
at #9/9 Alabama	12/11/21		21:43	4-4	0-0	1-6	9-4	13	2	1	0	0	0	9
LOUISIANA	12/14/21		12:19	0-0	0-0	0-0	1-3	4	0	0	0	0	0	0
vs. Oklahoma State	12/18/21		4:46	0-1	0-0	0-0	0-1	1	0	0	0	0	0	0
TEXAS STATE	12/22/21		21:01	0-0	0-0	2-2	3-2	5	1	2	0	0	2	2
* CINCINNATI	12/28/21		Postponed											
* at Temple	1/2/22		10:38	1-1	0-0	0-0	2-1	3	2	0	1	0	2	2
* at South Florida	1/5/22		18:18	0-0	0-0	0-0	2-2	4	4	0	0	0	0	0
* WICHITA STATE	1/8/22		14:09	0-1	0-0	2-2	0-2	2	2	1	0	1	0	2
* at Tulsa	1/15/22		18:16	1-2	0-0	1-2	1-1	2	1	1	2	0	0	3
* SOUTH FLORIDA	1/18/22		14:13	0-1	0-0	0-0	2-2	4	0	2	0	0	0	0
* EAST CAROLINA	1/22/22		19:59	1-3	0-0	0-0	2-1	3	0	1	1	0	0	2
* at UCF	1/29/22		13:04	0-1	0-0	0-0	0-2	2	1	0	1	0	0	0
* TULANE	2/2/22		4:09	0-0	0-0	0-0	0-1	1	0	0	0	0	0	0
* at Cincinnati	2/6/22		12:25	0-0	0-0	0-0	1-3	4	1	0	2	0	0	0
* at -/rv SMU	2/9/22		3:14	2-2	0-0	1-1	0-0	0	0	0	0	0	0	5
* MEMPHIS	2/12/22		4:51	0-1	0-0	0-0	0-0	0	1	0	0	0	0	0
* UCF	2/17/22		12:01	3-3	0-0	0-0	0-0	0	2	0	2	0	1	6
* at Wichita State	2/20/22		11:22	1-4	0-0	0-1	0-1	1	1	0	0	0	0	2
* rv/rv SMU	2/27/22		17:52	3-4	0-0	0-0	5-3	8	2	2	1	1	1	6
* CINCINNATI	3/1/22		13:17	0-1	0-0	0-0	1-4	5	2	0	0	1	0	0
* TEMPLE	3/3/22		21:22	1-3	0-0	0-2	1-2	3	3	0	0	1	0	2
* at Memphis	3/6/22		18:16	1-1	0-0	0-0	1-2	3	2	1	2	0	2	2
vs. Cincinnati	3/11/22		16:55	2-3	0-0	3-3	0-1	1	2	1	0	0	0	3
vs. Tulane	3/12/22		33:43	5-6	0-0	0-0	5-8	13	4	1	2	0	1	10
vs. Memphis	3/13/22		15:21	1-2	0-0	0-1	3-2	5	0	1	1	1	1	2
vs. UAB	3/18/22		14:19	3-3	0-0	0-2	1-1	2	1	0	0	1	1	6
vs. #19/16 Illinois	3/20/22		12:22	0-1	0-0	0-0	2-3	5	1	0	0	0	0	0
vs. #2/2 Arizona	3/24/22		14:19	1-1	0-0	2-2	0-2	2	0	0	0	0	0	4
vs. #6/5 Villanova	3/26/22		26:04	2-2	0-0	3-4	4-4	8	2	0	0	2	3	7

ROBERTS' 2020-21 GAME-BY-GAME (21-4 • 13-3 American)

Opponent	Date	GS	Min	FG-A	3FG-A	FT-A	Off-Def	Tot	PF	A	TO	Blk	Stl	Pts
LAMAR	11/25/20		17:18	2-4	0-0	1-1	3-3	6	1	0	0	2	2	5
BOISE STATE	11/27/20		21:01	1-5	0-0	0-0	5-9	14	2	0	1	1	2	2
vs. #14/13 Texas Tech	11/29/20		2:36	0-0	0-0	0-0	0-0	0	0	0	0	0	0	0
SOUTH CAROLINA	12/5/20		13:52	2-3	0-0	3-4	1-3	4	3	0	0	2	0	7
SAM HOUSTON STATE	12/9/20		Canceled											
RICE	12/12/20		Canceled											
ALCORN STATE	12/20/20		12:29	1-1	0-0	0-0	2-2	4	0	1	0	0	0	2
* TEMPLE	12/22/20		14:50	1-3	0-0	1-2	4-3	7	1	1	0	3	1	3
* at rv/rv UCF	12/26/20		9:01	0-1	0-0	0-0	2-1	3	1	0	1	0	0	0
* at Tulsa	12/29/20		6:13	0-0	0-0	0-2	0-0	0	1	0	0	2	0	0
* at rv/rv SMU	1/3/21		2:29	0-0	0-0	0-0	0-0	0	0	0	0	0	0	0
* WICHITA STATE	1/6/21		9:07	0-0	0-0	0-0	1-2	3	0	0	0	1	0	0
* TULANE	1/9/21		19:19	0-0	0-0	1-2	1-7	8	0	0	2	0	0	1
* at USF	1/14/21						PPD							
* UCF	1/17/21		11:20	2-2	0-0	0-0	1-3	4	2	0	1	0	1	4
* -/rv TULSA	1/20/21		15:58	2-3	0-0	0-0	5-2	7	0	2	0	0	0	4
* at Temple	1/23/21		8:27	0-0	0-0	0-0	0-1	1	0	0	1	0	1	0
* at Tulane	1/28/21		14:34	0-0	0-0	2-2	0-7	7	1	2	0	0	0	2
* SMU	1/31/21		9:43	0-1	0-0	0-0	0-2	2	0	0	1	0	1	0
* at East Carolina	2/3/21		2:48	0-0	0-0	0-0	0-0	0	1	0	0	0	0	0
OUR LADY of the LAKE	2/6/21	*	29:18	5-7	0-0	0-2	5-6	11	3	1	0	1	2	10
* at USF	2/10/21		11:33	2-2	0-0	0-1	1-0	1	1	0	0	1	0	4
* MEMPHIS	2/14/21		Canceled											
* EAST CAROLINA	2/17/21		Canceled											
* at Wichita State	2/18/21		9:49	1-2	0-0	0-0	2-1	3	1	0	1	0	0	2
* CINCINNATI	2/21/21		10:43	0-0	0-0	2-3	2-4	6	0	0	1	0	0	2
rv/- WKU	2/25/21		1:43	0-0	0-0	0-0	0-0	0	0	0	0	1	0	0
* USF	2/28/21		7:34	0-0	0-0	0-0	0-3	3	0	0	1	0	0	0
* MEMPHIS	3/7/21		DNP - Injury											
vs. Tulane	3/12/21		DNP - Injury											
vs. Memphis	3/13/21		DNP - Injury											
vs. Cincinnati	3/14/21		DNP - Injury											
vs. Cleveland State	3/19/21		2:05	0-0	0-0	0-0	1-0	1	0	0	0	0	0	0
vs. Rutgers	3/21/21		DNP - Coach's decision											
vs. Syracuse	3/27/21		DNP - Coach's decision											
vs. Oregon State	3/29/21		DNP - Coach's decision											
vs. #3/3 Baylor	4/3/21		1:46	0-0	0-0	0-0	0-0	0	0	0	0	0	0	0

ROBERTS' CAREER STATISTICS

Year	W-L	GP-GS	MP	FG-FGA	Pct	3P-A	Pct	FT-FTA	Pct	Off-Def	Reb - Avg	PF-DQ	Ast	TO	Blk	Stl	Pts - Avg
2019-20										Redshirt							
2020-21	21-4	25-1	267	19-34	.559	0-0	.000	10-19	.526	36-59	95 - 3.8	20-0	8	9	14	10	48 - 1.9
2021-22	32-6	38-0	617	49-78	.628	0-4	.000	22-44	.500	78-109	187 - 4.9	52-0	20	22	14	24	120 - 3.2
Totals	53-10	63-1	882	68-112	.607	0-4	.000	32-63	.508	114-168	282 - 4.5	72-0	28	31	28	34	168 - 2.7

ROBERTS' CAREER STATISTICS - AMERICAN ATHLETIC CONFERENCE ONLY

Year	W-L	GP-GS	MP	FG-FGA	Pct	3P-A	Pct	FT-FTA	Pct	Off-Def	Reb - Avg	PF-DQ	Ast	TO	Blk	Stl	Pts - Avg
2019-20										Redshirt							
2020-21	13-3	16-0	164	8-14	.571	0-0	.000	6-12	.500	19-36	55 - 3.4	9-0	6	8	7	4	22 - 1.4
2021-22	15-3	18-0	252	18-33	.545	0-0	.000	4-9	.444	24-32	56 - 3.1	25-0	9	12	5	6	40 - 2.2
Totals	13-3	34-0	416	26-47	.553	0-0	.000	10-21	.476	43-68	111 - 3.3	34-0	15	20	12	10	62 - 1.8

2022-23 COUGARS

RETURNING STUDENT-ATHLETES


#0

MARCUS SASSER

Guard
6-2 • 195 • Senior-3L
Dallas, Texas (Red Oak HS)
Health Promotions
CAREER HIGHS
Points

28, vs. Tulane (1/9/21)

Field Goals Made

10, vs. Tulane (1/9/21)

Field Goal Attempts

19, vs. Oregon State (3/29/21)

3-Point Field Goals Made

8, vs. Tulane (1/9/21)

3-Point Field Goal Attempts

15, vs. Tulane (1/9/21)

Free Throws Made

5, done four times; Most recently vs. Oregon State (3/29/21)

Free Throw Attempts

 6, vs. Oregon State (3/29/21)
 6, vs. Wichita State (1/6/21)
 6, at Tulsa (12/29/20)

Rebounds

 6, vs. Rutgers (3/21/21)
 6, vs. Cincinnati (3/1/20)
 6, at Memphis (2/22/20)

Assists

 7, vs. USF (2/28/21)
 7, at USF (2/10/21)

Steals

4, vs. Syracuse (3/27/21)

Blocked Shots

1, done four times; Most recently vs. rv/- WKU (2/25/21)

Minutes Played

39:16, at East Carolina (2/3/21)

HONORS

- **2020-21 USBWA All-District 24 First Team**
- **2020-21 All-American Athletic Conference Second Team**
- **2019-20 American Athletic Conference All-Freshman Team**
- **The American Player of the Week (Nov. 15, 2021)**
- **The American Player of the Week (Jan. 11, 2021)**
- **The American Player of the Week (Nov. 30, 2020)**
- **The American Freshman of the Week (March 2, 2020)**
- **The American Honor Roll (Dec. 13, 2021)**
- **The American Honor Roll (Dec. 6, 2021)**
- **The American Honor Roll (Nov. 22, 2021)**
- **2020-21 American Athletic Conference All-Academic Team**

Chose to return to Houston for his senior season and withdraw from the NBA Draft in June 2022... Poised to set Houston career records in 3-point field goals made and 3-point field goal attempts.

JUNIOR (2021-22)

Led the Cougars with 17.7 points per game through the first 12 games before being sidelined for the remainder of the season with a left foot injury in late December... Made his season debut with a team-high 25 points in Houston's overtime win vs. Hofstra inside the Fertitta Center... Buried three 3-pointers and added four rebounds with three assists and two steals against the Pride (11/9)... Led all players with 26 points, five 3-pointers and five assists in big home win over Rice... Added four rebounds against the Owls... Became first Cougar since Rob Gray at end of 2016-17 and start of 2017-18 seasons to post four straight games with 20+ points... Led all players with 19 points, four assists and three steals in win over rv/#25 Virginia (11/16)... Finished with 14 points, two rebounds and three steals in Maui Jim Maui Invitational Third-Place Game win over rv/#23 Oregon (11/24)... Drained seven 3-pointers in the first half on the way to a game-high 26 points in a win over Northwestern State... Added four steals and three assists against the Demons (11/30)... Scored 12 points with three 3-pointers and grabbed two rebounds with three steals in home win over Bryant (12/3)... Finished with 17 points and five 3-pointers and added four rebounds with two assists and a game-high six assists in win over Alcorn State (12/6)... Led all players with 25 points and grabbed five rebounds at #9/9 Alabama (12/11)... Posted 15 points with four 3-pointers and grabbed six rebounds with a pair of assists in win over Oklahoma State at Hoop Hype XL in Fort Worth, Texas (12/18)... Totaled 13 points, thanks to four 3-pointers, and added two rebounds with two assists in win over Texas State (12/22)... Lost for the remainder of the season following surgery on his left foot on Dec. 30.

SOPHOMORE (2020-21)

Finished second on team and ninth in the American Athletic Conference with 13.7 points per game... Second on team and eighth in The American with 1.4 steals per game... Finished third in The American with 2.7 3-pointers per game... Enjoyed a tremendous season debut in win over Lamar in Fertitta Center... Set then-Fertitta Center record with seven 3-pointers on way to game-high 25 points against Cardinals... Tied school single-game record for 3-point field-goal percentage (.778) and set Fertitta Center record with .818 field goal percentage (11/25)... Finished with 10 points and added two assists and two steals in win over Boise State in Southwest Showcase (11/27)... Led all players with 17 points and three 3-pointers and grabbed three rebounds with an assist and steal in win over No. 14/13 Texas Tech in final game of Southwest Showcase... Finished with a game-high 19 points and four 3-pointers in win at rv/rv UCF... Also added five rebounds, an assist and steal against the Knights (12/26)...

Totaled 14 points with a pair of 3-pointers and added four assists with three steals at Tulsa (12/29)... Led the Cougars with 17 points and three 3-pointers in win at rv/rv SMU (1/3)... Scored 12 points with three rebounds and three assists in win over Wichita State (1/6)... Set Fertitta Center records with 28 points and eight 3-pointers in win over Tulane... Connected on 10-of-18 from the field with three assists and a steal over Tulane... Became fifth Cougar to make eight 3-pointers in a game, joining Robert McKiver, Corey Davis Jr., Jherrod Stiggers and Andre Owens... Became seventh Cougar with multiple games of 7+ 3-pointers, joining McKiver, Owens, Davis, Stiggers, Kelvin Lewis and Armoni Brooks... Led all players with 26 points in win over Tulsa... Drained game-high six 3-pointers and added three rebounds with an assist and two steals against the Golden Hurricane (1/20)... Tied for team lead with 15 points and three 3-pointers and added two rebounds and three assists in win at Temple (1/23)... Led all players with 19 points and three steals in win over SMU (1/31)... Finished with 17 points and three 3-pointers and added three assists at ECU (2/3)... Dished out seven assists with seven points and two steals in win at USF (2/10)... Scored 10 points with a pair of 3-pointers in win over Cincinnati (2/21)... Posted 12 points with three assists and a pair of rebounds in win over rv/- WKU (2/25). **The American Championship:** Finished with 14 points, thanks to 4-of-8 shooting from behind the arc, and added five rebounds with three assists in Quarterfinal win over Tulane... Scored 14 points with two 3-pointers and grabbed four rebounds in Semifinal win over Memphis (3/13)... Finished with 16 points and grabbed three rebounds in Title Game win over Cincinnati (3/14). **NCAA Tournament:** Scored 14 points with three 3-pointers and added three assists and a steal in First-Round win over Cleveland State (3/19)... Grabbed six rebounds with two assists and two steals in Second-Round win over Rutgers (3/21)... Scored 12 points with two 3-pointers and led all players with four steals in Sweet 16 win over Syracuse (3/27)... Led all players with 20 points and five 3-pointers and grabbed four rebounds with two assists in Elite Eight win over Oregon State (3/29)... Led all players with 20 points, thanks to 5-of-9 3-point shooting, and grabbed four rebounds with two assists in Final Four vs. #3/3 Baylor.

FRESHMAN (2019-20)

Competed in 30 games with 17 starts, including each of the last 15... Finished ninth in American Athletic Conference with 1.9 3-pointers per game... Ranked 15th in league in 3-point field goal percentage (.352)... Made his Houston debut in season-opening win over Alabama State... Led the Cougars with 14 points and four 3-pointers and grabbed a pair of rebounds with an assist against the Hornets... Made his first career start at Rice... Finished with 15 points, thanks to 5-of-9 shooting from the arc, with three rebounds and three assists in win at Rice (11/19)... Scored 18 points on 6-of-9 shooting from 3-point line and added three rebounds and five assists in win over Houston Baptist (11/26)... Became the second freshman in school history to drain 6+ 3-pointers in a game... Scored five points with two rebounds and an assist in win over No. 21/20 Washington during Hawaiian Airlines Diamond Head Classic championship game (12/25)... Totaled 14 points with a game-high four 3-pointers and grabbed two rebounds at Tulsa (1/11)... Scored eight points, thanks to a pair of 3-pointers, with three rebounds and two assists in win over SMU (1/15)... Posted 10 points with two 3-pointers and grabbed three rebounds in win at No. 16/16 Wichita State (1/18)... Drained four 3-pointers on the way to a team-high 17 points at Cincinnati (2/1)... Scored 11 points with two 3-pointers, two rebounds and two assists in win over rv/rv Wichita State (2/9)... Tied for game-high honors with five assists in win at USF (2/12)... Led all players with 26 points and five 3-pointers in overtime loss at SMU... Drained three straight free throws with three seconds remaining to force overtime... Gave Houston a 72-70 lead with 1:05 left in overtime... Added a rebound with two assists and a pair of steals against the Mustangs (2/15)... Totaled 18 points with four 3-pointers and grabbed six rebounds with three steals in loss at Memphis (2/22)... Led all players with 21 points, thanks to five 3-pointers, and grabbed six rebounds with an assist in win over Cincinnati (3/1/20).

RED OAK HIGH SCHOOL

3-star recruit by *247Sports* and *Rivals*... Also recruited by SMU and Colorado State... Competed for his uncle, Coach Jason Sasser. **Senior (2018-19):** Named to TABC Class 5A All-State Team... Honored as District 14-5A Most Valuable Player and was a member of the All-District First Team... Named All-Ellis County Player of the Year... Member of All-Ellis County First Team. **Junior (2017-18):** Recognized as District 10-5A Newcomer of the Year.

PERSONAL

Full name is Marcus Jerome Sasser... Born in Dallas... Son of Monique and Marcus Sasser... Has two brothers, Marquis and James... Uncle, Jason Sasser, was the 1996 Southwest Conference Player of the Year and a 2017 inductee into the Southwest Conference Hall of Fame... Majoring in health promotions with plans to graduate in May 2023.



RETURNING STUDENT-ATHLETES

SASSER'S 2021-22 GAME-BY-GAME (10-2 • 0-0 American)

Opponent	GS	Min	FG-A	3FG-A	FT-A	O-D-T	PF	A	TO	Blk	Stl	Pts
HOFSTRA	*	41:09	8-17	3-9	6-10	0-4-4	1	3	3	0	2	25
RICE	*	28:03	8-16	5-9	5-5	1-3-4	1	5	0	0	0	26
rv/#25 VIRGINIA	*	34:46	6-14	4-7	3-4	1-1-2	2	4	2	0	3	19
vs. Butler	*	30:08	4-7	1-3	0-0	0-0-0	3	3	3	0	2	9
vs. Wisconsin	*	37:52	4-12	3-7	0-0	0-2-2	2	2	4	0	3	11
vs. rv/#23 Oregon	*	22:58	5-9	2-6	2-3	1-1-2	2	3	1	1	0	14
NORTHWESTERN STATE	*	25:14	9-17	7-14	1-2	0-1-1	0	3	0	0	4	26
BRYANT	*	27:26	4-7	3-4	1-1	0-2-2	0	1	0	0	3	12
ALCON STATE	*	28:41	5-11	5-9	2-2	0-4-4	1	2	3	0	7	17
at #9/9 Alabama	*	39:11	8-25	4-14	5-5	0-5-5	1	1	2	0	1	25
LOUISIANA	DNP – Injury											
vs. Oklahoma State	*	36:28	4-13	4-12	3-5	0-6-6	3	2	5	0	1	15
TEXAS STATE	*	30:55	4-10	4-9	1-2	0-2-2	1	2	3	0	0	13

Sat out the remainder of the season following surgery

SASSER'S 2019-20 GAME-BY-GAME (22-8 • 13-5 American)

Opponent	GS	Min	FG-A	3FG-A	FT-A	O-D-T	PF	A	TO	Blk	Stl	Pts
ALABAMA STATE		14:54	5-9	4-7	0-0	0-2-2	2	1	1	0	0	14
BYU		7:34	0-2	0-2	0-0	0-0-0	1	1	0	0	0	0
at Rice	*	36:12	5-9	5-8	0-0	0-3-3	3	3	1	1	2	15
at #11/11 Oregon	*	35:12	2-6	0-4	0-0	1-4-5	1	1	1	0	1	4
HOUSTON BAPTIST		24:04	6-10	6-9	0-0	0-2-2	3	5	0	0	0	18
TEXAS STATE		15:44	0-8	0-5	0-0	1-2-3	2	1	1	0	0	0
at South Carolina		26	1-6	1-4	2-4	0-3-3	2	3	1	1	0	5
UT ARLINGTON		17:48	0-2	0-1	0-0	0-0-0	4	2	2	0	0	0
OKLAHOMA STATE		15:42	3-8	2-6	1-1	1-1-2	0	1	1	0	0	9
UTEP		14:48	1-2	0-1	0-0	0-0-0	2	2	0	0	0	2
vs. Portland		17:57	2-5	0-3	0-0	1-1-2	3	3	1	0	0	4
vs. Georgia Tech	DNP – Coach's decision											
vs. #21/20 Washington		22:30	2-6	1-4	0-0	0-2-2	1	1	1	0	0	5
* UCF		16:26	2-5	2-4	2-2	1-2-3	0	0	1	0	0	8
* at Temple		6:14	0-2	0-1	0-0	0-1-1	0	1	0	0	0	0
* at Tulsa		13:59	5-9	4-8	0-0	0-2-2	0	0	2	0	0	14
* SMU		21:56	2-4	2-4	2-3	1-2-3	0	2	0	0	0	8
* at #16/16 Wichita State		22:21	3-7	2-6	2-2	0-3-3	0	0	2	0	1	10
* UCONN		27:21	0-3	0-2	0-0	0-3-3	1	1	0	0	0	0
* SOUTH FLORIDA		26:55	3-8	2-5	0-0	1-0-1	0	1	0	0	3	0
* at East Carolina		25:18	0-4	0-3	0-0	0-1-1	0	0	1	1	0	0
* at Cincinnati		19:42	6-10	4-5	1-1	0-1-1	3	0	0	0	1	17
* TULANE		32:57	2-9	2-8	0-0	0-4-4	1	1	1	0	1	6
* rv/rv WICHITA STATE		26:46	3-9	2-7	3-4	0-2-2	2	2	2	0	1	11
* at USF		33:32	2-7	1-5	4-4	0-2-2	1	5	0	0	0	9
* at SMU		35:40	8-15	5-10	5-5	0-1-1	2	2	4	0	2	26
* rv/- TULSA		29:32	3-10	3-8	0-0	0-4-4	3	3	0	0	1	9
* at Memphis		35:36	6-15	4-10	2-2	0-6-6	2	1	4	0	3	18
* CINCINNATI		33:08	8-16	5-12	0-3	1-5-6	1	0	2	0	1	21
* at UConn		38:28	1-12	0-7	0-0	1-4-5	3	6	0	0	0	2
* MEMPHIS		20:12	0-5	0-3	1-2	0-0-0	3	3	0	0	2	1

SASSER'S 2020-21 GAME-BY-GAME (26-4 • 14-3 American)

Opponent	GS	Min	FG-A	3FG-A	FT-A	O-D-T	PF	A	TO	Blk	Stl	Pts
LAMAR	*	26:29	9-11	7-9	0-0	0-1-1	2	1	2	0	1	25
BOISE STATE	*	35:07	4-12	2-7	0-0	1-0-1	3	2	3	0	2	10
vs. #14/13 Texas Tech	*	34:28	5-15	3-8	4-4	1-2-3	3	1	3	0	1	17
SOUTH CAROLINA	DNP – Injury											
SAM HOUSTON STATE	Canceled											
RICE	Canceled											
ALCON STATE	DNP – Unavailable											
* TEMPLE		27:11	2-8	1-7	0-0	0-2-2	2	2	1	0	1	5
* at rv/rv UCF	*	34:31	6-14	4-10	3-3	0-5-5	1	1	0	0	1	19
* at Tulsa	*	37:22	4-15	2-10	4-6	1-1-2	2	4	1	0	3	14
* at rv/rv SMU	*	30:49	6-17	3-9	2-2	1-1-2	3	1	0	0	0	17
* WICHITA STATE	*	32:49	3-12	1-7	5-6	0-3-3	2	3	3	0	1	12
* TULANE	*	31:50	10-18	8-15	0-0	0-1-1	1	3	1	0	1	28
* at South Florida	Postponed											
* UCF	*	33:19	3-8	1-4	1-1	1-1-2	2	2	1	0	0	8
* -/rv TULSA	*	25:18	8-15	6-12	4-5	0-3-3	2	1	2	0	2	26
* at Temple	*	32:21	6-9	3-3	0-0	0-2-2	3	3	2	0	1	15
* at Tulane	*	23:11	1-5	1-5	0-0	0-0-0	4	1	1	0	2	3
* SMU	*	34:22	5-15	4-12	5-7	1-3-4	2	1	1	0	3	19
* at East Carolina	*	39:16	5-14	3-10	4-4	0-1-1	2	3	2	0	1	17
OUR LADY OF THE LAKE	DNP – Coach's decision											
* at South Florida	*	33:19	3-9	0-6	1-1	0-2-2	2	7	0	0	3	7
* MEMPHIS	Canceled											
* EAST CAROLINA	Canceled											
* at Wichita State	*	35:37	4-10	1-6	0-0	1-2-3	2	2	1	0	2	9
* CINCINNATI	*	22:46	4-9	2-5	0-0	0-1-1	3	0	0	0	1	10
rv/- WKU	*	23:45	4-12	2-7	2-2	0-2-2	2	3	1	1	1	12
* SOUTH FLORIDA	*	28:10	2:10	0-7	2-2	0-4-4	1	7	1	0	3	6
* MEMPHIS	*	26:45	2-9	1-7	0-0	0-0-0	3	2	1	0	0	5
vs. Tulane	*	36:04	4-9	4-8	2-2	0-5-5	0	3	1	0	1	14
vs. Memphis	*	38:15	5-15	2-10	2-2	0-4-4	3	0	1	0	0	14
vs. Cincinnati	*	30:21	6-11	2-5	2-2	0-3-3	1	1	1	0	0	16
vs. Cleveland State	*	34:57	5-14	3-8	1-1	0-2-2	0	3	0	0	1	14
vs. Rutgers	*	26:24	1-9	0-5	2-2	1-5-6	3	2	3	0	2	4
vs. Syracuse	*	39:15	5-15	2-9	0-0	1-3-4	1	2	1	0	4	12
vs. Oregon State	*	33:48	5-19	5-13	5-6	2-2-4	1	2	0	0	2	20
vs. #3/3 Baylor	*	39:09	7-14	5-9	1-3	1-3-4	1	2	0	0	0	20

2022-23 COUGARS

SASSER'S CAREER STATISTICS

Year	W-L	GP-GS	MP	FG-FGA	Pct	3P-A	Pct	FT-FTA	Pct	Off-Def	Reb – Avg	PF-DQ	Ast	TO	Blk	Stl	Pts – Avg
2019-20	22-8	30-17	716	81-223	.363	57-162	.352	25-33	.758	9-63	72 – 2.4	46-0	52	29	3	19	244 – 8.1
2020-21	25-4	29-28	926	134-353	.380	78-233	.335	52-61	.852	12-64	76 – 2.6	57-0	65	34	1	40	398 – 13.7
2021-22	10-2	12-12	383	69-158	.437	45-103	.437	29-39	.744	3-31	34 – 2.8	17-0	31	26	1	26	212 – 17.7
Totals	57-14	71-57	2,025	284-734	.387	180-498	.361	106-133	.797	24-158	182 – 2.6	120-0	148	89	5	85	854 – 12.0

SASSER'S CAREER STATISTICS - AMERICAN ATHLETIC CONFERENCE ONLY

Year	W-L	GP-GS	MP	FG-FGA	Pct	3P-A	Pct	FT-FTA	Pct	Off-Def	Reb – Avg	PF-DQ	Ast	TO	Blk	Stl	Pts – Avg
2019-20	13-5	18-15	469	54-150	.360	38-108	.352	22-28	.786	5-43	48 – 2.7	22-0	28	19	1	16	168 – 9.3
2020-21	14-3	17-16	529	74-197	.376	41-135	.304	31-37	.838	5-32	37 – 2.2	37-0	43	18	0	25	220 – 12.9
2021-22	0-0																
Totals	27-8	35-31	998	128-347	.369	79-243	.325	53-65	.815	10-75	85 – 2.4	59-0	71	37	1	41	388 – 11.1

Did not compete due to injury

RETURNING STUDENT-ATHLETES


#1 JAMAL SHEAD

Guard
6-1 • 190 • Junior-2L
Manor, Texas (Manor HS)
Health Promotions
CAREER HIGHS
Points

21, vs. #2/2 Arizona (3/24/22)

Field Goals Made

10, vs. Our Lady of the Lake (2/6/21)

Field Goal Attempts

18, at Wichita State (2/20/22)

3-Point Field Goals Made

3, at Wichita State (2/20/22)

3-Point Field Goal Attempts

8, at Wichita State (2/20/22)

Free Throws Made

9, vs. #2/2 Arizona (3/24/22)

Free Throw Attempts

10, vs. #2/2 Arizona (3/24/22)

Rebounds

9, vs. Our Lady of the Lake (2/6/21)

Offensive Rebounds

3, vs. Tulane (2/2/22)

Defensive Rebounds

8, vs. Our Lady of the Lake (2/6/21)

Assists

13, vs. Temple (3/3/22)

Steals

8, vs. Our Lady of the Lake (2/6/21)

Blocked Shots

4, vs. Lamar (11/25/20)

Minutes Played

49:31, at Wichita State (2/20/22)

HONORS

- **2021-22 NCAA South Region All-Tournament Team**
- **2021-22 All-American Athletic Conference Third Team**
- **2021-22 All-Texas Honorable Mention (Dave Campbell's Texas Basketball)**
- **The American Honor Roll (Dec. 20, 2021)**
- **2020-21 American Athletic Conference All-Academic Team**

SOPHOMORE (2021-22)

Became third sophomore in school history to be named to NCAA Tournament All-Regional Team, joining Hakeem Olajuwon (1984) and Elvin Hayes (1968)... One of four Cougars to compete in all 38 games, setting a school single-season record... Dished out 221 assists for the second-highest total in Houston single-season history... Led Houston and the American Athletic Conference with 5.8 assists per game and a 2.91 assist-turnover ratio... Ranked among the nation's Top-10 leaders in both assists per game (10th) and assist-turnover ratio (9th) and was the only NCAA Division I student-athlete to rank among the Top 10 national leaders in both categories... Led the Cougars and ranked fourth in The American with 1.6 steals per game... Tied for fourth in the league with four double-doubles... Made his season debut in Houston's overtime win over Hofstra inside the Fertitta Center... Finished with eight points, three assists, a rebound and steal against the Pride (11/9)... Scored seven points with four rebounds, four assists, three steals and only one turnover in big home win over Rice (11/12)... Totaled eight points with two rebounds, three assists, three steals and only one turnover in Maui Jim Maui Invitational First-Round win over Butler (11/22)... Finished with eight points, five assists and two rebounds against Wisconsin in Maui Jim Maui Invitational Semifinals (11/23)... Made his first start of season in Maui Jim Maui Invitational Third-Place Game win over rv/#23 Oregon... Posted four points with two rebounds and a game-high six assists against the Ducks (11/24)... Totaled 12 points on 4-of-6 shooting from the field with a game-high nine assists, three rebounds and four steals against Northwestern State (11/30)... Dished out four assists with no turnover and scored six points on 3-of-4 shooting in home win over Bryant (12/3)... Recorded 11 assists without a turnover and added five points with two steals in win over Alcorn State (12/6)... Totaled 12 points with three assists and two steals at #9/9 Alabama (12/11)... Posted 16 points with a game-high five assists and added five rebounds and a steal in win over Louisiana (12/14)... Led all player with 18 points and eight assists and added two steals and an offensive rebound in win over Oklahoma State at Hoop Hype XL in Fort Worth, Texas (12/18)... Recorded first double-double of season and second of his career with 12 points and 10 assists in home win over Texas State... Added four rebounds with a pair of steals against Bobcats (12/22)... Scored 14 points with six assists while playing all 40 minutes in American Athletic Conference-opening win at Temple (1/2)... Posted 13 points with four assists in win at South Florida (1/5)... Totaled 10 points with four rebounds and seven assists in home win vs. Wichita State (1/8)... Led all players with five assists in home win over South Florida (1/18)... Finished with seven points, five assists, four steals and three rebounds in home win over East Carolina (1/22)... Posted 17 points with five rebounds, six assists and three steals in road win at Cincinnati (2/6)... Totaled 14 points with a game-high 12 assists and added four rebounds at -rv SMU (2/9)... Finished with 12 points and

three assists against Memphis (2/12)... Recorded 12 points with a game-high eight assists and added two steals in home win over UCF (2/17)... Finished with 13 points, seven rebounds and nine assists while playing all but 29 seconds in double-overtime road win at Wichita State... Fed J'Wan Roberts on the game-winning dunk with 1.2 seconds left in double overtime... Added four steals against the Shockers (2/20)... Led all players with seven assists and added nine points and four rebounds in road win at Tulane (2/23)... Scored 10 points and added a game-high 11 assists with two rebounds and three steals in win over rv/rv SMU (2/27)... Set a career and Fertitta Center record with 13 assists and added three steals in home win over Temple (3/3)... Led all players with eight assists and added nine points with three rebounds at Memphis (3/6). **The American Championship:** Led all players with seven assists and added 15 points with five rebounds and a blocked shot in Quarterfinal win over Cincinnati (3/11)... Dished out six assists and added five points with three rebounds in Semifinal win over Tulane (3/12)... Scored 10 points with four rebounds, six assists and a steal in Title Game win over Memphis (3/13). **NCAA Tournament:** Led all players with seven assists and only one turnover and scored 12 points with three rebounds in First-Round win over UAB... Scored 18 points with a rebound, three assists and three steals in Second-Round win over #19/16 Illinois (3/20)... Led all players with 21 points, thanks to 9-of-10 shooting from the free throw line, and added a game-high six assists with four rebounds and two steals in Sweet 16 win over #2/2 Arizona (3/24).

FRESHMAN (2020-21)

Led Cougars with four blocked shots and dished out three assists in season-opening win over Lamar inside Fertitta Center (11/25)... Totaled nine points with a rebound, assist, steal and blocked shot in win over South Carolina (12/5)... Made first start of his career in home win over Alcorn State... Finished with 10 points with a rebound, three assists and a pair of steals against the Braves (12/20)... Scored eight points on 4-of-6 shooting with four assists and a rebound in win at Tulane (1/28)... Nearly completed a quadruple double with 20 points, nine rebounds and game highs of 11 assists and eight steals in win over Our Lady of the Lake (2/6)... Scored five points with four assists and a steal in win over USF (2/28). **The American Championship:** Totaled two points with two rebounds and three assists in Title Game win over Cincinnati (3/14). **NCAA Tournament:** Grabbed two rebounds and dished out an assist in First-Round win over Cleveland State (3/19).

MANOR HIGH SCHOOL

4-star recruit by *Rivals* and ESPN... 3-star recruit by *247Sports*... Chose Houston over Texas A&M, SMU and Colorado State... Competed for Head Coach Anthony Swain. **Senior (2019-20):** Averaged 19.3 points and 4.3 assists per game... Named to Texas All-State Third Team presented by Suddenlink... Named to Class 5A All-Region III Team... Closed prep career with six 3-pointers on way to 32 points in Class 5A Regional Final loss to Shadow Creek High School... Finished with 20 points, six rebounds and three blocks in win over Round Rock High in Class 5A bi-district playoff game... Scored game-high 31 points in win over Huntsville High in Class 5A Regional Quarterfinals. **Junior (2018-19):** Recognized as District 18-5A Most Valuable Player... Earned place on TABC Class 5A All-Region III... Was a finalist for *American-Statesman* Player of the Year... Helped lead Manor High to state tournament for first time in school history... Averaged 18.1 points, 6.0 rebounds, 3.9 assists and 2.7 assists per game... Scored 28 points, including 10 in the fourth quarter, to lead Mustangs to win over Cedar Park High School in Class 5A Regional III Quarterfinals... Led all players with 44 points and dished out the game-winning assist with four seconds remaining in win over Rudder High School in Class 5A area playoff game. **Sophomore (2017-18):** Competed at Connally High School... Named District 19-5A Offensive Most Valuable Player. **Freshman (2016-17):** Competed at Connally High School.

PERSONAL

Full name is Jamal Daniel Shead... Name is pronounced Juh-Mall Shed... Born in Austin, Texas... Son of Lysa and Elvin Shead... Has a sister, Autumn, and a brother, Jaylen... Majoring in health promotions.



RETURNING STUDENT-ATHLETES

SHEAD'S 2021-22 GAME-BY-GAME (32-6 • 15-3 American)

Opponent	Date	GS	Min	FG-A	3FG-A	FT-A	Off-Def	Tot	PF	A	TO	Blk	Stl	Pts
HOFSTRA	11/9/21		26:56	2-5	1-3	3-4	0-1	1	2	3	3	0	1	8
RICE	11/12/21		28:34	3-8	1-2	0-0	1-3	4	2	4	1	1	3	7
rv/#25 VIRGINIA	11/16/21		22:30	2-3	1-2	0-0	0-1	1	5	3	1	0	2	5
vs. Butler	11/22/21		22:56	4-8	0-3	0-0	0-2	2	2	3	1	1	3	8
vs. Wisconsin	11/23/21		21:00	3-7	0-1	2-4	1-1	2	3	5	2	0	1	8
vs. rv/#23 Oregon	11/24/21	*	29:24	2-5	0-0	0-0	0-2	2	1	6	2	1	0	4
NORTHWESTERN STATE	11/30/21	*	32:10	4-6	2-3	2-2	0-3	3	4	9	2	0	4	12
BRYANT	12/3/21	*	10:17	3-4	0-1	0-0	0-0	0	0	4	0	0	1	6
ALCORN STATE	12/6/21	*	33:07	2-3	1-2	0-0	0-5	5	0	10	0	0	2	5
at #9/9 Alabama	12/11/21	*	29:11	5-12	1-1	1-2	1-0	1	4	3	2	0	2	12
LOUISIANA	12/14/21	*	38:28	4-11	1-3	7-7	1-4	5	3	5	2	0	1	16
vs. Oklahoma State	12/18/21	*	27:44	5-11	2-4	6-8	1-0	1	4	8	3	0	2	18
TEXAS STATE	12/22/21	*	34:33	5-11	2-5	0-0	0-4	4	2	10	2	0	2	12
* CINCINNATI	12/28/21		Postponed											
* at Temple	1/2/22	*	40:00	5-17	0-6	4-4	0-2	2	1	6	4	0	1	14
* at South Florida	1/5/22	*	28:18	4-9	0-3	5-6	0-1	1	4	4	1	1	0	13
* WICHITA STATE	1/8/22	*	35:33	5-14	0-3	0-1	0-4	4	2	7	3	1	4	10
* at Tulsa	1/15/22	*	4:37	0-1	0-0	0-0	0-0	0	0	0	0	0	0	0
* SOUTH FLORIDA	1/18/22	*	20:22	0-4	0-1	0-0	0-3	3	2	5	2	1	1	0
* EAST CAROLINA	1/22/22	*	31:35	2-5	0-0	3-3	1-2	3	2	5	1	1	4	7
* at UCF	1/29/22	*	36:58	3-10	1-4	2-3	2-2	4	3	2	1	1	3	9
* TULANE	2/2/22	*	17:12	3-6	1-2	0-1	3-3	6	4	3	1	0	1	7
* at Cincinnati	2/6/22	*	31:32	8-15	1-3	0-0	2-3	5	3	6	4	0	3	17
* at -/rv SMU	2/9/22	*	37:20	6-14	2-5	0-0	1-3	4	4	12	4	0	0	14
* MEMPHIS	2/12/22	*	37:31	5-11	2-6	0-0	1-1	4	3	3	4	0	0	12
* UCF	2/17/22	*	36:24	4-10	2-5	2-2	0-4	4	1	8	3	0	2	12
* at Wichita State	2/20/22	*	49:31	5-18	3-8	0-0	1-6	7	1	9	2	0	4	13
* at Tulane	2/23/22	*	37:10	3-9	1-4	2-4	0-4	4	1	7	2	0	0	9
* rv/rv SMU	2/27/22	*	33:59	3-13	0-4	4-4	1-1	2	3	11	1	0	3	10
* CINCINNATI	3/1/22	*	28:59	1-3	0-1	2-2	0-4	4	2	2	4	0	0	4
* TEMPLE	3/3/22	*	37:15	4-7	2-4	0-0	0-4	4	3	13	1	0	3	10
* at Memphis	3/6/22	*	29:52	4-9	1-4	0-1	1-2	3	3	8	4	0	1	9
vs. Cincinnati	3/11/22	*	37:20	6-10	0-2	3-4	1-4	5	3	7	1	1	0	15
vs. Tulane	3/12/22	*	29:40	2-8	1-5	0-0	0-3	3	1	6	2	0	1	5
vs. Memphis	3/13/22	*	30:56	3-9	2-5	2-2	0-4	4	4	6	0	0	1	10
vs. UAB	3/18/22	*	34:10	4-8	2-4	2-2	0-3	3	2	7	1	0	1	12
vs. #19/16 Illinois	3/20/22	*	37:19	7-13	1-2	3-3	1-0	1	3	3	3	0	3	18
vs. #2/2 Arizona	3/24/22	*	37:49	5-16	2-5	9-10	1-3	4	2	6	5	0	2	21
vs. #6/5 Villanova	3/26/22	*	37:53	4-13	0-5	1-2	1-1	2	1	2	1	0	0	9

SHEAD'S 2020-21 GAME-BY-GAME (23-3 • 12-2 American)

Opponent	Date	GS	Min	FG-A	3FG-A	FT-A	Off-Def	Tot	PF	A	TO	Blk	Stl	Pts
LAMAR	11/25/20		17:59	1-5	0-4	0-0	0-1	1	1	3	0	4	1	2
BOISE STATE	11/27/20		DNP - Illness											
vs. #14/13 Texas Tech	11/29/20		1:44	0-0	0-0	0-0	0-0	0	0	0	0	0	1	0
SOUTH CAROLINA	12/5/20		24:56	3-7	1-3	2-2	0-1	1	2	1	3	1	1	9
SAM HOUSTON STATE	12/9/20		Postponed											
RICE	12/12/20		Postponed											
ALCORN STATE	12/20/20	*	22:44	4-12	1-7	1-1	1-0	1	3	3	5	0	2	10
* TEMPLE	12/22/20	*	11:54	0-1	0-0	0-0	0-1	1	1	1	1	0	0	0
* at rv/rv UCF	12/26/20		4:56	0-0	0-0	1-2	0-0	0	0	1	0	0	0	1
* at Tulsa	12/29/20		6:59	0-1	0-1	0-0	0-0	0	0	0	0	0	0	0
* at rv/rv SMU	1/3/21		10:25	1-3	0-1	2-2	0-1	1	1	0	0	0	1	4
* WICHITA STATE	1/6/21		2:11	0-0	0-0	0-0	0-0	0	0	0	0	0	0	0
* TULANE	1/9/21		6:30	1-3	0-1	0-0	0-1	1	1	0	1	0	0	2
* at USF	1/14/21		Postponed											
* UCF	1/17/21		5:54	2-3	0-0	0-0	0-0	0	1	2	0	0	1	4
* -/rv TULSA	1/20/21		9:48	0-5	0-0	2-2	0-1	1	0	1	1	0	1	2
* at Temple	1/23/21		2:27	1-2	0-1	0-0	0-0	0	0	0	1	0	0	2
* at Tulane	1/28/21		18:22	4-6	0-0	0-0	0-1	1	2	4	3	0	0	8
* SMU	1/31/21		2:31	1-1	0-0	2-2	0-0	0	0	0	0	0	1	4
* at ECU	2/3/21		1:38	0-0	0-0	0-0	0-1	1	0	0	0	0	0	0
OUR LADY OF THE LAKE	2/6/21	*	35:54	10-16	0-2	0-0	1-8	9	2	11	5	0	8	20
* at USF	2/10/21		DNP - Coach's decision											
* MEMPHIS	2/14/21		Postponed											
* ECU	2/17/21		Postponed											
* at Wichita State	2/18/21		DNP - Coach's decision											
* CINCINNATI	2/21/21		10:57	2-3	0-0	0-0	0-1	1	1	0	0	0	1	4
rv/- WKU	2/25/21		6:51	0-1	0-1	0-0	0-1	1	1	1	0	0	1	0
* USF	2/28/21		14:25	2-2	0-0	1-1	0-1	1	1	4	1	0	1	5
* MEMPHIS	3/7/21		DNP - Coach's decision											
vs. Tulane	3/12/21		2:16	1-1	1-1	0-0	0-1	1	0	2	0	0	0	3
vs. Memphis	3/13/21		3:25	0-0	0-0	0-0	0-0	0	0	0	0	0	0	0
vs. Cincinnati	3/14/21		16:10	1-1	0-0	0-0	0-2	2	3	3	0	0	1	2
vs. Cleveland State	3/19/21		11:59	0-2	0-2	0-2	0-2	2	1	1	3	0	0	0
vs. Rutgers	3/21/21		2:47	0-0	0-0	0-0	0-0	0	0	0	0	0	0	0
vs. Syracuse	3/27/21		DNP - Coach's decision											
vs. Oregon State	3/29/21		DNP - Coach's decision											
vs. #3/3 Baylor	4/3/21		1:46	1-2	0-0	1-2	1-1	2	0	0	0	0	0	3


SHEAD'S CAREER STATISTICS

Year	W-L	GP-GS	MP	FG-FGA	Pct	3P-A	Pct	FT-FTA	Pct	Off-Def	Reb - Avg	PF-DQ	Ast	TO	Blk	Stl	Pts - Avg
2020-21	23-3	26-2	257	35-77	.455	3-24	.125	12-16	.750	3-25	28 - 1.1	22-0	39	25	5	21	85 - 3.3
2021-22	32-6	38-32	1,176	140-346	.405	36-121	.298	65-81	.802	21-93	114 - 3.0	90-1	221	76	9	62	381 - 10.0
Totals	55-9	64-34	1,434	175-423	.414	39-145	.269	77-97	.794	24-118	142 - 2.2	112-1	260	101	14	83	466 - 7.3

SHEAD'S CAREER STATISTICS - AMERICAN ATHLETIC CONFERENCE ONLY

Year	W-L	GP-GS	MP	FG-FGA	Pct	3P-A	Pct	FT-FTA	Pct	Off-Def	Reb - Avg	PF-DQ	Ast	TO	Blk	Stl	Pts - Avg
2020-21	12-2	14-0	110	14-30	.467	0-4	.000	8-9	.889	0-8	8 - 0.6	8-0	14	9	0	6	36 - 2.6
2021-22	15-3	18-17	575	65-175	.371	16-63	.254	24-31	.774	12-49	61 - 3.4	42-0	111	42	5	30	170 - 9.4
Totals	27-5	32-17	685	79-205	.385	16-67	.239	32-40	.800	12-57	69 - 2.2	50-0	125	51	5	36	206 - 6.4

RETURNING STUDENT-ATHLETES



#3 RAMON WALKER Jr.

Guard
6-4 • 210 • Sophomore-1L
Pearland, Texas (Shadow Creek HS)
Undeclared Major

CAREER HIGHS

- Points**
13, at Temple (1/2/22)
- Field Goals Made**
4, done four times; Most recently vs. Tulane (3/12/22)
- Field Goal Attempts**
10, at Temple (1/2/22)
- 3-Point Field Goals Made**
3, done three times; Most recently vs. Tulane (3/12/22)
- 3-Point Field Goal Attempts**
6, vs. Tulane (2/2/22)
6, at Temple (1/2/22)
- Free Throws Made**
3, vs. Cincinnati (3/11/2022)
3, vs. Oklahoma State (12/18/21)
- Free Throw Attempts**
4, vs. Oklahoma State (12/18/21)
- Rebounds**
7, vs. rv/rv SMU (2/27/22)
- Offensive Rebounds**
3, vs. Temple (3/3/22)
3, vs. Tulane (2/2/22)
- Defensive Rebounds**
6, at Tulsa (1/15/22)
- Assists**
2, done three times; Most recently vs. UAB (3/18/22)
- Steals**
2, vs. Oklahoma State (12/18/21)
- Blocked Shots**
1, vs. Cincinnati (3/1/22)
1, at Wichita State (2/20/22)
- Minutes Played**
37:01, at Temple (1/2/22)

FRESHMAN (2021-22)

Competed in 24 games with starts against American Athletic Conference rivals Temple and South Florida during his first collegiate season... Made his collegiate debut in home win over Louisiana... Connected on 3-of-4 free throw against Oklahoma State at Hoop Hype XL in Fort Worth... Also posted two steals and drew a pair of charges against the Cowboys (12/18)... Scored five points and grabbed five rebounds with an assist in home win over Texas State (12/22)... Scored 13 points with three 3-pointers and grabbed three rebounds with a steal in American Athletic Conference-opening win at Temple... Made the first start of his collegiate career against the Owls (1/2)... Grabbed five rebounds with two assists in home win over South Florida (1/18)... Snared six rebounds in home win over East Carolina (1/22)... Posted 11 points with four rebounds in home win over Tulane (2/2)... Buried a pair of 3-pointers and added a rebound and steal in home win over UCF (2/17)... Drained three 3-pointers and grabbed a key offensive rebound late in double overtime in road win at Wichita State... Finished with 11 points against the Shockers (2/20)... Grabbed five rebounds with three points and a pair of assists in road win at Tulane (2/23)... Hauled in seven rebounds in win over rv/rv SMU (2/27)... Snared four rebounds, including three offensive in home win over Temple (3/3). **The American Championship:** Scored 11 points with three 3-pointers and grabbed six rebounds with an assist and steal in Semifinal win over Tulane (3/12). **NCAA Tournament:** Grabbed six rebounds, including two offensive, with two points and two assists in First-Round win over UAB.

HIGH SCHOOL

3-star recruit by *Rivals*... Also recruited by North Texas, Texas State and Sam Houston State... Competed for Head Coach David President. **Senior (2020-21):** Received the Guy V. Lewis Award as the city of Houston's top high school player... Became fourth Guy V. Lewis Award recipient to join Houston, joining Tramon Mark (2020), Quentin Grimes (2018) and Galen Robinson Jr. (2015)... Named *Houston Chronicle* All-Greater Houston Player of the Year... Member of Class 6A All-State and All-Region honors from Texas Association of Basketball Coaches... Averaged 23.0 points, 8.0 rebounds and 2.0 assists per game to lead the Sharks to a 22-3 record and Regional quarterfinals. **Junior (2019-20):** Finalist for Guy V. Lewis Award, presented to city of Houston's top high school player... Selected to Houston Chronicle All-Greater Houston First Team... Named to All-District 24-5A First Team... Earned place on All-VYPE Second Team... Averaged 24.4 points to lead Sharks with 6.3 rebounds, 2.9 steals and 2.6 assists

per game... Totaled 30 points with nine free throws late in the game to clinch a Class 5A regional semifinal win over Manor High School... Scored game-high 26 points in win over Manvel High School.

PERSONAL

Full name is Ramon Diere Walker Jr.... Born in Houston... Son of Sharanda and Ramon Walker... Has a brother, Jaylen Walker, and a sister, Marissa Stinson... Undeclared major.

2022-23 COUGARS



RETURNING STUDENT-ATHLETES

WALKER Jr.'s 2021-22 GAME-BY-GAME (24-4 • 15-3 American)

Opponent	Date	GS	Min	FG-A	3FG-A	FT-A	Off-Def	Tot	PF	A	TO	Blk	Stl	Pts	
HOFSTRA	11/9/21	DNP – Coach's Decision													
RICE	11/12/21	DNP – Injury													
rv/#25 VIRGINIA	11/16/21	DNP – Injury													
vs. Butler	11/22/21	DNP – Injury													
vs. Wisconsin	11/23/21	DNP – Injury													
vs. rv/#23 Oregon	11/24/21	DNP – Injury													
NORTHWESTERN STATE	11/30/21	DNP – Injury													
BRYANT	12/3/21	DNP – Injury													
ALCORN STATE	12/6/21	DNP – Injury													
at #9/9 Alabama	12/11/21	DNP – Injury													
LOUISIANA	12/14/21		7:09	0-3	0-2	0-0	0-0	0	1	0	0	0	0	0	
vs. Oklahoma State	12/18/21		17:25	0-0	0-0	3-4	0-1	1	1	0	1	0	2	3	
TEXAS STATE	12/22/21		22:39	2-4	1-3	0-0	1-4	5	1	1	0	0	0	5	
* CINCINNATI	12/28/21	Postponed													
* at Temple	1/2/22	*	37:01	4-10	3-6	2-2	1-2	3	0	0	1	0	1	13	
* at South Florida	1/5/22		19:11	0-4	0-4	0-0	0-1	1	1	1	1	0	0	0	
* WICHITA STATE	1/8/22		12:20	1-4	1-4	2-2	0-1	1	1	1	0	0	1	5	
* at Tulsa	1/15/22		30:45	1-5	0-4	0-0	0-6	6	4	1	1	0	0	2	
* SOUTH FLORIDA	1/18/22	*	22:27	1-7	0-5	0-0	2-3	5	3	2	0	0	0	2	
* EAST CAROLINA	1/22/22		17:01	1-2	1-2	0-0	1-5	6	4	0	0	0	0	3	
* at UCF	1/29/22		9:28	1-1	0-0	0-0	0-0	0	3	0	0	0	1	2	
* TULANE	2/2/22		25:21	4-9	1-6	2-2	3-1	4	2	0	1	0	0	11	
* at Cincinnati	2/6/22		20:33	0-2	0-2	0-0	0-1	1	1	1	0	0	0	0	
* at –/rv SMU	2/9/22		13:08	0-0	0-0	0-0	0-1	1	1	0	1	0	0	0	
* MEMPHIS	2/12/22		11:04	0-1	0-1	0-0	1-0	1	0	0	0	0	0	0	
* UCF	2/17/22		13:15	2-2	2-2	2-3	0-1	1	2	0	1	0	1	8	
* at Wichita State	2/20/22		31:09	4-6	3-5	0-0	2-0	2	2	0	1	1	0	11	
* at Tulane	2/23/22		20:02	1-4	1-4	0-0	1-4	5	1	2	0	0	0	3	
* rv/rv SMU	2/27/22		22:10	0-1	0-1	0-1	2-5	7	3	0	0	0	0	0	
* CINCINNATI	3/1/22		19:07	0-3	0-2	0-0	0-1	1	3	0	2	1	0	0	
* TEMPLE	3/3/22		13:12	0-0	0-0	0-0	3-1	4	0	0	1	0	0	0	
* at Memphis	3/6/22		12:52	0-1	0-1	0-0	1-2	3	2	1	2	0	1	0	
vs. Cincinnati	3/11/22		13:06	0-0	0-0	3-3	0-1	1	2	1	0	0	0	3	
vs. Tulane	3/12/22		23:19	4-7	3-4	0-0	1-5	6	1	1	1	0	1	11	
vs. Memphis	3/13/22		19:40	0-2	0-2	0-0	1-0	1	0	0	1	0	0	0	
vs. UAB	3/18/22		16:28	0-1	0-1	2-2	2-4	6	3	2	0	0	1	2	
vs. #19/16 Illinois	3/20/22		11:55	0-0	0-0	0-0	0-0	0	1	0	0	0	0	0	
vs. #2/2 Arizona	3/24/22		26:30	2-3	1-2	0-0	0-3	3	2	0	0	1	1	5	
vs. #6/5 Villanova	3/26/22		8:45	0-0	0-0	0-0	0-0	0	1	0	0	0	0	0	

2022-23 COUGARS

WALKER Jr.'s CAREER STATISTICS

Year	W-L	GP-GS	MP	FG-FGA	Pct	3P-A	Pct	FT-FTA	Pct	Off-Def	Reb – Avg	PF-DQ	Ast	TO	Blk	Stl	Pts – Avg
2021-22	24-4	28-2	517	28-82	.341	17-62	.274	16-19	.842	22-53	75 – 2.7	46-0	14	15	3	10	89 – 3.2
Totals	24-4	28-2	517	28-82	.341	17-62	.274	16-19	.842	22-53	75 – 2.7	46-0	14	15	3	10	89 – 3.2

WALKER Jr.'s CAREER STATISTICS - AMERICAN ATHLETIC CONFERENCE ONLY

Year	W-L	GP-GS	MP	FG-FGA	Pct	3P-A	Pct	FT-FTA	Pct	Off-Def	Reb – Avg	PF-DQ	Ast	TO	Blk	Stl	Pts – Avg
2021-22	15-3	18-2	350	20-62	.323	12-48	.250	8-10	.800	17-35	52 – 2.9	33-0	9	12	2	5	60 – 3.3
Totals	15-3	18-2	350	20-62	.323	12-48	.250	8-10	.800	17-35	52 – 2.9	33-0	9	12	2	5	60 – 3.3

NEWCOMERS


#4 DARIUS BOWSER

Center
6-9 • 230 • Gr.-TR
Gaffney, S.C.

Gaffney
'21 graduate of Charleston Southern
Graduate studies in human resource
development at UH in '22-23

CAREER HIGHS
Points

14, at USC Upstate (1/22/22)

Field Goals Made

5, at Presbyterian (2/22/21)
5, at Campbell (1/30/21)

Field Goal Attempts

7, at Campbell (1/30/21)

3-Point Field Goals Made

None

3-Point Field Goal Attempts

1, at High Point (2/11/21)
1, at Florida (11/9/18)

Free Throws Made

8, at USC Upstate (1/12/22)

Free Throw Attempts

10, at USC Upstate (1/12/22)

Rebounds

9, vs. Longwood (2/19/21)
9, vs. Delaware State (11/24/19)

Offensive Rebounds

6, vs. Winthrop (1/15/22)
6, vs. Trinity Baptist (11/19/18)

Defensive Rebounds

7, vs. Longwood (2/19/21)
7, vs. Delaware State (11/24/19)

Assists

3, at Gardner-Webb (1/25/21)
3, at Gardner-Webb (1/25/20)

Steals

1, done 17 times; Most recently
at Presbyterian (2/23/22)

Blocked Shots

3, vs. Hampton (1/29/22)
3, vs. High Point (1/19/22)
3, vs. Longwood (2/18/21)

Minutes Played

31, at Presbyterian (2/22/21)

Accomplished at Charleston Southern

Joined Houston in August 2022 as a transfer from Charleston Southern.

SENIOR (2021-22 at Charleston Southern)

Competed in 29 games with 23 starts... Averaged 5.0 points, 2.9 rebounds and a team-high 0.7 blocked shots per game... Posted two points with two rebounds, two assists and three blocked shots against Hampton (1/29)... Scored season-high 14 points, thanks to 8-of-10 free throw shooting, with seven rebounds, including five offensive boards at USC Upstate (1/22)... Finished with six points and eight rebounds, including six offensive, against Winthrop (1/15)... Posted 10 points with a on 3-of-4 shooting from field and 4-of-4 shooting from free throw line with rebound and assist at Georgia Tech (11/22)... Finished with eight points on 4-of-5 shooting with five rebounds at Wake Forest (11/17).

JUNIOR (2020-21 at Charleston Southern)

Played in 19 games starting 11 with a career-best 16.4 minutes per game... Set career-highs across the board including points per game (4.2), rebounds per game (3.3), steals, and free throws made... Scored a career-high 13 points at Campbell (1/30)... Matched it in season finale at Presbyterian (2/22)... Tied career-highs in single game rebounds (9), assists (3), minutes (31) and field goals made (5)... Set career-high with 3 blocks against Longwood (2/19)... In a shortened season, had 79 points, 62 rebounds and nine blocks shooting .574 (27-of-47) from the floor... Season-best 5-of-5 from the floor in an OT win at Presbyterian playing a career-high 31 minutes... Season-high nine rebounds against Longwood (2/19)... Season-best four free throws made vs. Carver (12/8) and High Point (2/11).

SOPHOMORE (2019-20 at Charleston Southern)

Lined up in 29 games, earning eight starts for the Buccaneers... Finished the season with 87 points, averaging 3.0 points per game... Was 34-of-60 from the floor (56.7 FG%) and 19-of-27 from the free throw line (70.4 FT%)... Finished with 89 rebounds (33 offensive, 56 defensive) in averaging 3.1 rebounds per game... Recorded 12 assists and two blocked shots... Scored a season-high six points four times – Longwood (1/8), UNC Asheville (1/11), Gardner-Webb (1/25) and Longwood (2/6)... Season-best 4-of-4 from the free throw line versus Longwood (1/8)... Career-high nine rebounds vs. Delaware State (11/24) in a 71-61 win... Played 445 minutes for an average of 15.3 per game with season-high 27 twice – at Gardner-Webb (1/25) and at Radford (3/5).

FRESHMAN (2018-19 at Charleston Southern)

Lined up in 30 games, earning 10 starts for the Buccaneers... Finished the season with 63 points, averaging 2.1 points per game... Was 29-of-48 from the floor (60.4 FG%)... Finished with 57 rebounds (30 offensive, 27 defensive) in averaging 1.9 rebounds per game... Recorded six assists, 11 blocked shots, and three steals... Scored a career-high eight points on 4-of-6 shooting against Trinity Baptist (11/19)... Scored six points on two different occasions against Furman (12/11) and Piedmont International (12/30)... Pulled down at least five rebounds on three different occasions... Season-high eight rebounds (six offensive, two defensive) against Trinity Baptist (11/19).

HIGH SCHOOL

Starred at Gaffney High School... Named to North-South All-Star Game as a senior... As a junior, led Gaffney to 21 wins and a semifinal appearance in the state playoffs.

PERSONAL

Full name is Sadarius Eugene Bowser... Name is pronounced Suh-Dare-E-Us Bow (as in now)-Zur... Born in Gaffney, S.C.... Son of Erica and Jay Bowser... Has two brothers, Zechariah and Zephaniah... Graduated from Charleston Southern in May 2022 with bachelor's degree in public health... Will study human resource development in graduate schools at UH during 2022-23 season.



NEWCOMERS

BOWSER'S 2021-22 GAME-BY-GAME at CHARLESTON SOUTHERN (6-23 - 1-15 Big South)

Opponent	GS	Min	FG-A	3FG-A	FT-A	O-D-T	PF	A	TO	Blk	Stl	Pts
JOHNSON & WALES	*	11	1-3	0-0	2-4	3-1-4	0	1	0	0	1	4
at Mississippi	*	21	2-2	0-0	1-2	1-2-3	2	0	0	1	0	5
at Wake Forest	*	18	4-5	0-0	0-1	2-3-5	1	0	1	0	1	8
BOB JONES	*	8	2-2	0-0	0-0	1-0-1	1	0	1	1	1	4
at Georgia Tech	*	21	3-4	0-0	4-4	0-1-1	2	1	0	0	0	10
at Clemson	*	17	1-3	0-0	2-2	3-2-5	1	0	1	0	0	4
at Kennesaw State	DNP											
JACKSONVILLE	DNP											
at Tarleton State	*	13	1-1	0-0	2-3	0-1-1	4	0	1	0	0	4
TENNESSEE STATE	*	20	3-3	0-0	2-2	2-0-2	0	0	0	1	0	8
vs. Manhattan	*	20	3-4	0-0	1-2	2-2-4	4	0	1	0	0	7
vs. South Carolina St.	*	12	0-0	0-0	0-0	0-2-2	3	0	1	1	0	0
* GARDNER-WEBB	*	18	1-1	0-0	0-1	2-1-3	2	1	0	1	0	2
* at UNC Asheville	*	18	2-5	0-0	2-2	1-1-2	2	0	0	1	0	6
* at Campbell	*	24	2-3	0-0	2-2	0-3-3	0	2	4	1	1	6
* WINTHROP	*	23	1-5	0-0	4-4	6-2-8	0	0	0	0	0	6
* HIGH POINT	*	21	2-3	0-0	0-0	1-1-2	1	1	3	3	0	4
* at USC Upstate	*	20	3-6	0-0	8-10	5-2-7	0	1	0	0	1	14
* PRESBYTERIAN	*	24	3-5	0-0	1-1	3-1-4	2	0	1	1	0	7
* HAMPTON	*	23	1-6	0-0	0-0	2-0-2	2	2	0	3	0	2
* at Radford	*	25	0-2	0-0	1-2	1-4-5	3	0	4	1	0	1
* LONGWOOD	*	19	3-3	0-0	0-0	1-0-1	1	0	0	0	0	6
TOCCOA FALLS	*	15	3-3	0-0	2-4	0-1-1	0	1	0	2	0	8
* at North Carolina A&T	*	18	3-4	0-0	0-1	2-1-3	1	1	1	0	1	6
* at Gardner-Webb	*	15	2-3	0-0	2-2	1-0-1	2	0	2	0	0	6
* UNC ASHEVILLE	*	26	3-4	0-0	0-1	3-0-3	4	2	4	1	1	6
* USC UPSTATE	*	22	1-1	0-0	0-1	0-3-3	3	0	0	2	1	2
* at Presbyterian	*	12	0-3	0-0	0-0	0-1-1	2	0	0	0	1	0
* at Winthrop	*	12	0-2	0-0	2-2	0-1-1	3	1	2	0	0	2
vs. UNC Asheville	*	12	2-3	0-0	2-2	0-0-0	1	0	0	0	0	6
vs. USC Upstate	*	18	1-2	0-0	0-0	1-4-5	0	0	0	1	0	2

BOWSER'S 2019-20 GAME-BY-GAME at CHARLESTON SOUTHERN (12-17 - 7-11 Big South)

Opponent	GS	Min	FG-A	3FG-A	FT-A	O-D-T	PF	A	TO	Blk	Stl	Pts
COLUMBIA INT'L	*	11	1-2	0-0	2-4	2-2-4	1	1	0	0	0	4
at North Carolina A&T	*	14	0-1	0-0	0-0	1-1-2	3	0	1	0	0	0
FURMAN	DNP	11	2-3	0-0	1-2	1-1-2	2	0	1	0	0	5
at Dayton	DNP											
at Michigan State	*	19	2-3	0-0	1-1	2-1-3	3	0	0	0	0	5
vs. Southern Utah	*	22	2-5	0-0	0-0	0-2-2	3	0	1	1	0	4
vs. Delaware State	*	19	1-2	0-0	0-0	2-7-9	0	0	1	0	0	2
at Missouri	*	16	1-3	0-0	0-1	3-1-4	3	0	1	0	0	2
NORTH CAROLINA CENTRAL	*	17	1-2	0-0	2-2	2-2-4	1	0	0	0	0	4
at James Madison	*	7	0-0	0-0	0-0	0-1-1	2	0	1	0	0	0
at Eastern Kentucky	DNP											
PIEDMONT INT'L	DNP											
* USC UPSTATE	*	8	1-1	0-0	0-0	1-2-3	1	0	1	0	0	2
* at Hampton	*	4	0-1	0-0	0-0	0-0-0	4	0	2	0	0	0
* LONGWOOD	*	10	1-1	0-0	4-4	1-1-2	2	0	0	0	0	6
* UNC ASHEVILLE	*	12	3-4	0-0	0-0	3-3-6	1	0	0	0	0	6
* at Campbell	*	13	1-1	0-0	0-0	0-2-2	3	0	1	0	0	2
* at High Point	*	16	1-3	0-0	0-0	0-3-3	3	0	1	0	0	2
* PRESBYTERIAN	*	18	2-2	0-0	0-1	1-0-1	3	0	2	0	0	4
* at Gardner-Webb	*	27	3-5	0-0	0-0	3-4-7	3	3	1	0	0	6
* WINTHROP	*	10	1-2	0-0	1-2	1-0-1	0	0	1	0	0	3
* at Radford	*	17	2-2	0-0	1-1	0-2-2	2	1	0	0	0	5
* at Longwood	*	21	3-4	0-0	0-0	2-3-5	3	2	0	0	0	6
* HAMPTON	*	13	2-2	0-0	0-0	2-2-4	0	0	1	0	0	4
* at USC Upstate	*	7	1-1	0-0	0-0	0-1-1	3	0	1	0	0	2
* HIGH POINT	*	14	1-2	0-0	2-2	0-2-2	0	0	1	1	0	4
* at UNC Asheville	*	10	0-0	0-0	0-0	1-0-1	1	0	1	0	0	0
* CAMPBELL	*	18	0-1	0-0	2-2	0-2-2	1	0	2	0	0	2
* GARDNER-WEBB	*	21	0-2	0-0	0-0	2-2-4	0	2	2	0	0	0
* at Presbyterian	*	23	1-2	0-0	2-2	1-5-6	3	0	0	0	0	4
* PRESBYTERIAN	*	20	1-2	0-0	1-3	2-3-5	2	1	2	0	0	3
* at Radford	*	27	0-0	0-0	0-0	0-1-1	1	2	0	0	0	0

BOWSER'S 2020-21 GAME-BY-GAME at CHARLESTON SOUTHERN (3-16 - 2-13 Big South)

Opponent	GS	Min	FG-A	3FG-A	FT-A	O-D-T	PF	A	TO	Blk	Stl	Pts
at NC State	*	9	0-0	0-0	0-0	0-0-0	1	0	0	1	0	0
vs. Eastern Kentucky	*	21	0-4	0-0	1-2	3-3-6	2	0	1	0	0	1
NORTH CAROLINA A&T	*	3	0-0	0-0	0-0	0-0-0	1	0	0	0	0	0
CARVER	*	21	2-5	0-0	4-4	2-2-4	3	1	3	0	0	8
* HAMPTON	*	8	0-0	0-0	0-0	1-1-2	3	0	1	1	0	0
* HAMPTON	*	9	0-0	0-0	1-4	3-0-3	1	0	2	1	1	1
* WINTHROP	DNP											
* WINTHROP	DNP											
* RADFORD	*	19	3-3	0-0	2-4	1-2-3	3	0	1	1	0	8
* RADFORD	*	18	0-0	0-0	2-2	1-1-2	2	0	0	0	0	2
* at UNC Asheville	*	17	2-5	0-0	2-4	2-0-2	3	0	0	1	1	6
* at UNC Asheville	*	13	1-1	0-0	0-0	1-0-1	2	0	0	0	1	2
* at Gardner-Webb	*	22	2-4	0-0	3-3	1-3-4	5	0	2	0	0	7
* at Gardner-Webb	*	22	2-3	0-0	0-0	2-3-5	5	3	0	0	0	4
* at Campbell	*	9	1-1	0-0	0-0	0-0-0	4	0	2	0	0	2
* at Campbell	*	22	5-7	0-0	3-5	2-4-6	4	0	1	0	1	13
* at High Point	*	21	1-3	0-1	4-5	1-2-3	3	0	1	0	0	6
* at High Point	*	20	1-3	0-0	0-0	2-0-2	2	0	0	1	1	2
* LONGWOOD	*	17	1-1	0-0	0-0	2-1-3	3	0	0	0	0	2
* LONGWOOD	*	19	1-2	0-0	0-0	2-7-9	4	0	0	3	0	2
* at Presbyterian	*	31	5-5	0-0	3-4	2-5-7	4	0	1	0	0	13

BOWSER'S 2018-19 GAME-BY-GAME at CHARLESTON SOUTHERN (15-15 - 8-7 Big South)

Opponent	GS	Min	FG-A	3FG-A	FT-A	O-D-T	PF	A	TO	Blk	Stl	Pts
COLUMBIA INT'L	15	2-2	0-0	0-0	1-2-3	2	0	0	0	0	0	4
at Florida	19	1-2	0-1	0-0	0-1-1	0	1	0	0	0	0	2
SOUTH CAROLINA ST.	9	0-0	0-0	0-0	0-2-2	4	0	1	1	0	0	0
at Middle Tennessee	4	0-0	0-0	0-2	1-0-1	0	0	0	0	0	0	0
TRINITY BAPTIST	21	4-6	0-0	0-0	6-2-8	2						

NEWCOMERS


#24 MYLIK WILSON

Guard
6-2 • 170 • Senior-TR
Rayville, La.
Rayville HS/Louisiana/Texas Tech
Psychology
CAREER HIGHS
Points

30, at Appalachian State (1/6/20)

Field Goals Made

10, at Appalachian State (1/6/20)

Field Goal Attempts

19, at Appalachian State (1/6/20)

3-Point Field Goals Made

 5, at UT Arlington (1/16/21)
 5, vs. South Alabama (1/2/20)

3-Point Field Goal Attempts

9, vs. South Alabama (1/2/20)

Free Throws Made

 7, at ULM (2/13/21)
 7, at Arkansas State (12/18/19)

Free Throw Attempts

10, at Arkansas State (12/18/19)

Rebounds

16, at UT Arlington (1/16/21)

Offensive Rebounds

6, vs. LSU-Alexandria (12/8/20)

Defensive Rebounds

13, at UT Arlington (1/16/21)

Assists

8, vs. Coastal Carolina (3/3/20)

Steals

 5, vs. New Orleans (12/15/20)
 5, vs. Coastal Carolina (3/3/20)

Blocked Shots

 3, vs. Kansas State (2/28/22)
 3, vs. ULM (2/11/21)

Minutes Played

 40, vs. South Alabama (3/6/21)
 40, at Appalachian State (1/6/20)

*Accomplished prior to Houston
 2019-21 – Louisiana | 2021-22 Texas Tech*
HONORS

- 2021 Sun Belt Conference All-Tournament Team
- 2020-21 Sun Belt Conference Freshman of the Year
- 2020 Kyle Macy Freshman All-American
- 2020 All-Louisiana Honorable Mention

Signed with Houston in May 2022 as a transfer from Texas Tech... Has compiled 750 points, 363 rebounds and 53 assists during his collegiate career and needs only 250 points to reach 1,000 in his career... Will have two years of eligibility remaining starting in 2022-23.

PRE-HOUSTON

2021-22 (Junior Season at Texas Tech): Averaged 2.5 points, 1.7 rebounds, 1.2 steals, 1.7 assists and 0.5 blocks per game in his first season... Scored a season-high 12 points in the Big 12/SEC Challenge win over Mississippi State where he was 3-for-4 from the field and 6-of-6 on free throws... Had the third most steals on the team with 38 steals, including a season-high four steals in a home win over Texas... Recorded a 3-block game against Kansas State and also had two blocks in the Big 12 Championship Quarterfinals win over Iowa State. 2020-21 (Sophomore Season at Louisiana): Team's second-leading scorer at 12.9 points per game while ranking among the national leaders in steals and steals per game... Added 5.5 rebounds, 3.2 assists and 2.0 steals per game while starting in all 26 games... Was 132-for-301 (.439) from the floor, 13-for-53 (.245) from behind the 3-point line and 59-for-81 (.728) from the charity stripe... Finished the season ranked No. 29 among Division I players in total steals (52) and was 33rd in steals per game (2.0)... Scored in double figures in 20 games during the season with four games with 20 or more... Posted four double-doubles on the season... Scored 16 of his game-high 21 points in the second half in a road win at New Orleans (12/2) to start a 14-game stretch of scoring in double figures... Posted his first double-double of the season with 14 points and 10 boards in the home opener against LSU Shreveport (12/5) and had 15 points with seven rebounds and six assists against LSU Alexandria (12/8)... Had 11 points with three steals in a comeback win over Louisiana Tech (12/12) before scoring 15 points on 6 of 11 shooting in a rematch against New Orleans (12/15)... Opened Sun Belt Conference play with 21 points, 12 rebounds, three blocks and four steals against Texas State (1/1)... Best game of the season came in the SBC weekend finale at UT Arlington (1/16) with 25 points, 16 rebounds and four steals... Recorded his third double-double of the season after finishing 8-for-11 from the floor, while going 5-for-5 from behind the 3-point line... Scored 16 points with four 3-pointers and four steals in the first half as Louisiana built a 25-point lead... Scored 20 points and dished out seven assists in a road win at ULM (2/13) going 6-for-10 from the floor and 7-for-7 from the free throw line. **Sun Belt Conference Championship:** Scored 16 points and grabbing 10 rebounds against South Alabama (3/6)... Added 19 points on 9 of 16 shooting with six assists against Georgia State in the Semifinals (3/7). **2019-20 (Freshman Season at Louisi-**

ana): Named the Sun Belt Conference Freshman of the Year... Finished as the lone Division I freshman nationally averaging 11 points, five rebounds, two assists and two steals per game... Became the 21st Division I freshmen overall since the 1992-93 season to average 11/5/2/2 - joining a list that includes James Harden (Arizona State), Michael Redd (Ohio State), Caron Butler (Connecticut), Tyreke Evans (Memphis), Ronnie Brewer (Arkansas) and Zion Williamson (Duke)... Played in 29 games with 24 starts and averaged 11.5 points, 5.7 rebounds, 2.9 assists and 2.3 steals per game... Led all Division I freshmen in steals per game (2.3)... Finished 12th nationally in steals per game and was 16th in total steals (68)... His 68 steals were tied for sixth-most in a single-season in Ragin' Cajuns history... Was second in the league in steals per game... Led all Sun Belt Conference freshman in scoring, rebounds, steals and minutes played (32.2)... Averaged 4.6 defensive rebounds per game to rank eighth overall among Sun Belt Conference players while his 5.3 average in SBC games was the second highest... Averaged 3.5 assists per game in Sun Belt Conference play... Recorded 19 games with two or more steals, highlighted by season-high five in games against Little Rock (12/21), Appalachian State (1/6) and Coastal Carolina (3/3)... Scored season-high 30 points (the most by a Ragin' Cajun during the 2019-20 season) in Louisiana's 81-73 win at Appalachian State (1/6)... Helped the Ragin' Cajuns rally from a 15-point deficit in the contest by scoring 21 points in the second half... Missed the next four games due to a knee sprain... Returned to the lineup against ULM (1/25), scoring nine points with three assists and two steals... Scored 15 points with eight rebounds at Texas State (2/1)... Had 16 points, including eventual game-winning bucket with 1.9 seconds remaining in an 80-78 win over Georgia State (2/6)... Added eight rebounds and had four steals in the come-from-behind win over the Panthers... Posted a double-double in Louisiana's win over Troy (1/4), scoring 18 points and grabbing a season-high 13 rebounds... Scored 17 points with five 3-pointers against South Alabama (1/2)... Added 16 points and grabbed eight rebounds at Arizona State (12/7)... Dished out seven assists with four steals at South Alabama (2/13) before scoring 11 points with seven rebounds and three assists at Troy (2/15)... Went 8-for-12 from the floor, scoring 18 points with four rebounds, four assists and four steals at Little Rock (2/29)... Had 10 points with eight assists and five steals in regular-season finale against Coastal Carolina (3/3). **Sun Belt Conference Championship:** Posted a double-double with 17 points and 12 rebounds against Arkansas State (3/7) in the First Round.

RAYVILLE HIGH SCHOOL

A four-star prospect and the No. 1-ranked player in the state of Louisiana by *Rivals.com*... A two-time LHSAA Class 2A state Player of the Year after leading Hornets to back-to-back Louisiana Class 2A state championships... Earned consecutive Class 2A Player of the Year honors by the Louisiana Association of Basketball Coaches... Selected as the Northeast Louisiana Player of the Year... Named to the Second Team on the 2019 ALL-USA Louisiana Boys Basketball Team... Was a four-time All-District pick... Coached by Damon West... Averaged 18 points, seven rebounds and eight assists per game as the top-ranked Hornets averaged 106.6 points per game and finished with a 34-6 record... Averaged 18 points, five rebounds and eight assists as a junior, leading Rayville HS to a perfect 36-0 record... Played summer basketball on the EYBL circuit for Woodz Elite where he averaged 12 points and three rebounds per game.

PERSONAL

Full name is Mylik De'once Wilson... Born in Monroe, La... Son of Sharon Wilson... Has a brother, Clifton Lewis, and three sisters, Victoria, Tasia and twin, Mykiya Wilson (he is older by eight minutes)... Played in band as a freshman in high school... Career ambition is to play professional basketball... Enjoys watching Netflix and playing dominoes in his spare time... Majoring in psychology.



NEWCOMERS

WILSON'S 2021-22 GAME-BY-GAME (24-8 • 12-5 Big 12 at Texas Tech)

Opponent	GS	Min	FG-A	3FG-A	FT-A	O-D-T	PF	A	TO	Blk	Stl	Pts
NORTH FLORIDA	* 28	2-3	0-0	1-2	0-2	1	7	7	1	2	5	4
GRAMBLING STATE	* 23	1-4	0-1	2-2	1-3	4	1	3	0	1	1	4
PRAIRIE VIEW A&M	* 27	3-7	0-0	1-4	1-1	2	5	0	0	3	7	7
vs. UIW	11	0-3	0-1	0-0	0-1	1	0	2	1	0	2	0
OMAHA	* 20	4-4	0-0	0-0	0-0	0	4	0	0	3	8	8
LAMAR	* 27	2-4	1-2	0-0	0-3	3	1	4	2	3	2	5
at Providence	25	1-4	0-2	2-2	1-2	3	1	1	0	2	4	4
vs. Tennessee	5	0-0	0-0	0-0	0-0	1	0	2	1	0	0	0
ARKANSAS STATE	DNP											
vs. #5 Gonzaga	DNP											
EASTERN WASHINGTON	DNP											
ALABAMA STATE	DNP											
* at #11 Iowa State	DNP											
* KANSAS	24	2-3	1-1	0-0	1-3	4	2	5	2	0	1	5
* at Baylor	4	0-0	0-0	0-0	0-2	2	0	1	0	0	0	0
* OKLAHOMA STATE	14	2-2	0-0	0-0	0-0	0	1	1	1	1	4	4
* at Kansas State	1	0-0	0-0	0-0	0-0	0	0	0	0	0	0	0
* IOWA STATE	6	1-1	0-0	0-0	0-0	1	0	1	0	0	2	2
* WEST VIRGINIA	10	0-0	0-0	1-2	0-1	1	0	1	0	1	1	1
* at Kansas	22	1-4	0-0	3-4	2-2	4	1	1	0	2	1	5
* MISSISSIPPI STATE	22	3-4	0-0	6-6	0-2	2	1	1	0	0	1	12
* TEXAS	24	2-6	0-2	1-2	0-3	3	1	2	2	0	4	5
* at West Virginia	21	1-2	0-0	0-0	0-3	3	1	3	3	1	1	2
* at Oklahoma	24	1-3	0-1	0-0	1-3	4	1	1	1	0	2	2
* TCU	17	1-2	0-0	0-2	0-1	1	3	2	0	0	1	2
* BAYLOR	11	1-1	0-0	0-0	0-1	1	2	1	0	1	1	2
* at Texas	20	0-3	0-1	0-1	0-5	5	1	1	0	1	0	0
* OKLAHOMA	16	1-1	0-0	0-0	0-3	3	1	0	1	0	2	2
* at TCU	9	0-0	0-0	0-0	1-0	1	2	2	0	1	0	0
* KANSAS STATE	18	1-4	0-1	0-0	0-2	2	1	2	1	3	1	2
* at Oklahoma State	8	0-1	0-0	0-0	0-1	1	0	0	0	0	0	0
vs. Iowa State	14	0-0	0-0	0-0	0-1	1	0	1	1	2	1	0
vs. Oklahoma	3	0-0	0-0	0-0	0-0	0	0	1	1	1	1	0
vs. Kansas	7	0-1	0-0	0-0	1-0	1	0	3	0	0	0	0
vs. Montana State	16	1-3	0-0	0-0	0-0	0	2	1	0	1	2	2
vs. Notre Dame	10	0-1	0-0	0-0	0-0	0	0	0	0	1	0	0
vs. Duke	0+	0-0	0-0	0-0	0-0	0	0	0	0	0	0	0

WILSON'S 2019-20 GAME-BY-GAME (14-15 • 8-8 SBC at Louisiana)

Opponent	GS	Min	FG-A	3FG-A	FT-A	O-D-T	PF	A	TO	Blk	Stl	Pts
LOYOLA (N.O.)	34	5-10	0-2	1-2	0-4	4	1	4	5	1	4	11
MCNEESE	* 40	3-9	0-2	0-0	4-6	4	5	2	2	2	6	6
at TCU	35	6-15	2-5	2-3	1-5	6	3	2	5	0	3	16
YOUNGSTOWN STATE	* 34	4-9	0-0	1-2	0-3	3	2	2	3	1	2	9
at Wyoming	36	1-6	0-3	0-2	2-7	9	2	0	3	0	2	2
vs. Detroit-Mercy	30	4-6	2-3	0-0	1-2	3	2	3	1	0	1	10
vs. UC Irvine	20	2-4	1-1	1-1	0-0	0	0	1	0	0	0	6
SOUTHEASTERN LOUISIANA	24	3-5	0-1	0-0	2-4	1	2	3	0	1	6	6
at Arizona State	35	5-10	3-4	3-5	3-8	3	0	6	2	3	16	16
LOUISIANA TECH	* 29	3-7	0-0	1-3	1-3	4	1	1	0	4	7	7
* at Arkansas State	36	2-6	1-1	7-10	2-2	4	2	2	0	1	12	12
* LITTLE ROCK	34	3-4	1-1	1-2	0-2	2	3	4	2	0	5	8
UCSANTA BARBARA	* 39	7-11	1-2	0-0	1-2	3	4	4	0	1	3	15
* SOUTH ALABAMA	32	6-10	5-9	0-0	1-6	7	2	3	3	1	0	17
* TROY	* 36	7-10	0-2	4-4	3-10	13	3	5	5	1	3	18
* at Appalachian State	40	10-19	4-8	6-8	0-9	9	2	3	2	1	5	30
* at Georgia State	DNP											
at Georgia Southern	DNP											
* UT ARLINGTON	DNP											
* TEXAS STATE	DNP											
* ULM	* 26	3-8	0-1	3-3	0-5	5	3	3	2	0	2	9
* at UT Arlington	30	3-10	0-4	0-0	0-4	4	2	0	1	1	2	6
* at Texas State	36	6-16	1-4	2-2	0-8	8	3	3	4	2	0	15
* GEORGIA STATE	* 39	6-10	1-3	3-3	2-6	8	4	1	4	1	4	16
* GEORGIA SOUTHERN	* 35	3-6	1-1	2-2	2-7	9	4	3	4	0	2	9
* at South Alabama	39	3-10	0-2	0-0	1-2	3	2	7	0	0	4	6
* at Troy	36	4-10	1-2	2-4	0-7	7	3	3	5	1	1	11
* at ULM	35	3-7	1-3	1-2	2-4	6	4	5	3	0	1	8
* ARKANSAS STATE	* 37	4-10	0-4	2-3	1-7	8	2	2	2	1	1	10
* at Little Rock	36	8-12	0-2	2-2	0-4	4	4	4	3	0	4	18
* COASTAL CAROLINA	36	4-6	0-1	2-3	1-1	2	1	8	2	0	5	10
* ARKANSAS STATE	* 39	6-13	3-5	2-2	2-10	12	4	2	4	1	3	17
* at Georgia Southern	33	4-11	1-5	0-0	2-4	6	3	4	4	1	0	9

WILSON'S 2020-21 GAME-BY-GAME (17-9 • 10-7 SBC at Louisiana)

Opponent	GS	Min	FG-A	3FG-A	FT-A	O-D-T	PF	A	TO	Blk	Stl	Pts
vs. Baylor	* 34	4-12	0-3	0-0	0-3	3	2	2	2	1	2	8
at New Orleans	* 36	7-17	1-4	6-7	0-6	6	2	2	2	0	5	21
LSU-SHREVEPORT	* 37	6-17	0-3	2-3	2-8	10	3	7	4	2	0	14
LSU-ALEXANDRIA	* 29	7-16	1-4	0-0	6-1	7	1	6	2	1	1	15
LOUISIANA TECH	* 28	5-10	0-2	1-3	0-3	3	2	2	1	1	3	11
NEW ORLEANS	* 31	6-11	0-0	3-4	1-2	3	3	3	5	2	5	15
MCNEESE	* 34	5-10	0-1	2-2	1-1	2	2	2	2	2	0	12
* TEXAS STATE	* 39	9-14	0-2	3-3	5-6	11	4	2	3	3	4	21
* TEXAS STATE	* 37	4-10	1-3	5-5	0-2	2	4	3	2	0	2	14
* LITTLE ROCK	* 32	5-9	0-1	0-0	0-1	2	4	2	1	1	3	10
* LITTLE ROCK	* 34	3-13	0-1	4-4	1-3	4	4	3	2	0	1	10
* at UT Arlington	* 30	5-16	1-3	0-0	0-7	7	1	0	0	1	1	11
* at UT Arlington	* 36	8-11	5-5	4-7	3-13	16	2	2	2	1	4	25
* ARKANSAS STATE	* 32	5-12	0-3	0-1	2-1	3	4	0	0	0	3	10
* ARKANSAS STATE	* 33	5-12	0-1	2-2	0-2	2	0	5	2	0	3	12
* at Texas State	* 30	3-9	0-2	2-2	0-8	8	3	1	0	0	0	8
* at Texas State	* 19	3-4	0-0	1-2	2-2	4	3	1	0	2	7	7
* at Arkansas State	* 35	3-10	0-1	1-2	1-3	4	2	3	1	1	7	7
* at Arkansas State	* 36	6-15	0-2	0-0	1-5	6	1	2	3	0	3	12
* ULM	* 32	5-13	1-3	2-4	2-3	5	2	3	1	3	0	13
* at ULM	* 38	6-10	1-4	7-7	1-5	6	2	7	3	1	2	20
* UT ARLINGTON	* 37	2-7	0-0	4-7	1-7	8	2	5	4	2	1	8
* at Little Rock	* 36	3-7	0-0	5-7	1-3	4	2	3	4	1	1	11
* at Little Rock	* 34	1-7	0-1	4-6	0-2	2	4	2	0	0	0	6
vs. South Alabama	* 40	7-13	1-2	1-1	2-8	10	3	6	1	1	3	16
vs. Georgia State	* 38	9-16	1-2	0-2	0-6	6	5	6	4	1	2	19

2022-23 COUGARS

WILSON'S CAREER STATISTICS

Year	W-L	GP-GS	MP	FG-FGA	Pct	3P-A	Pct	FT-FTA	Pct	Off-Def	Reb - Avg	PF-DQ	Ast	TO	Blk	Stl	Pts - Avg
2019-20 (at UL)	14-15	29-24	991	128-270	.474	7-21	.333	48-68	.706	34-132	166 - 5.7	79-0	85	82	18	68	333 - 11.5
2020-21 (at UL)	17-9	26-26	877	132-301	.439	13-53	.245	59-81	.728	32-111	143 - 5.5	66-1	83	56	25	52	336 - 12.9
2021-22 (at TTU)	24-8	32-5	487	31-71	.437	2-12	.167	17-27	.630	9-45	54 - 1.7	26-0	53	27	17	38	81 - 2.5
UL Totals	31-24	55-50	1,868	260-571	.455												

RETURNING REDSHIRT / NEWCOMER



**#21
EMANUEL
SHARP**

Guard
6-3 • 205 • Freshman-HS
Tampa, Fla.
Bishop McLaughlin Catholic School
Undeclared Major

FRESHMAN (2021-22)

Graduated from high school early and joined the program at the semester break on Dec. 29, 2021... Did not play in games for the Cougars as he recovered from injury but practiced and traveled with the team.

HIGH SCHOOL

No. 60 player nationally in ESPN 100... 4-star recruit by ESPN, 247Sports and Rivals... Ranked as No. 11 shooting guard nationally by ESPN, No. 18 by 247Sports and No. 20 by Rivals... Also recruited by Texas Tech, Arizona, Clemson, Florida, Louisville, Rutgers, Clemson, Penn State, SMU, Iona and USF... Coached by his father, Derrick Sharp, at Bishop McLaughlin Catholic School. **Senior (2021-22):** Did not compete as he recovered from injury... Graduated early and joined the Cougars in December 2021. **Junior (2020-21):** Named Florida Class 3A Player of the Year ... Guided Hurricanes to their first state championship game appearance, scoring 33 points, including 16 of his team's final 19... Named to Suncoast News All-County Team... Scored 23 points with 14 assists in win over King High School in season debut... Totaled 25 points on 10-of-18 shooting with four assists and four steals against Admiral Farragut High School. **Sophomore (2019-20):** Named Florida Class 5A State Player of the Year... Was the state's fourth-leading scorer and finished among the Top 20 nationally with 31.9 points per game.

PERSONAL

Full name is Emanuel Christopher Sharp... Born March 7, 2004, in Tel Aviv, Israel... Son of Derrick Sharp and Justine Ellison... Has three brothers, Gabriel, Noah and Derrick Jr., and a sister, Maya... Undeclared major.



**#23
TERRANCE
ARCENEAUX**

Guard
6-5 • 185 • Freshman-HS
Beaumont, Texas
Beaumont United HS
Undeclared Major

BEAUMONT UNITED HIGH SCHOOL

No. 66 player nationally in *ESPN100*... No. 69 player nationally by *SI99*... 4-star recruit by ESPN, *247Sports* and *Rivals*... Ranked as No. 10 small forward nationally by *Rivals*, No. 12 by *247Sports* and No. 16 by ESPN... Competed in Allen Iverson Roundball Classic... Also recruited by Oklahoma, Texas A&M and UNLV... Played for Head Coach David Green. **Senior (2021-22):** Averaged 15.0 points, 9.0 rebounds, 4.0 blocks, 2.0 assists and 2.0 steals per game... Led Timberwolves to Class 5A state championship for second straight season and was named the tournament's Most Outstanding Player... Scored 15 points with 10 rebounds and three assists in title game vs. Mansfield Timberview High School... Named Super Gold Player of the Year by the *Beaumont Enterprise* for the second consecutive season... Named to *SBLive All-Central Texas Team*... Selected to participate in Allen Iverson Classic following season. **Junior (2020-21):** Averaged 20.9 points, 7.7 rebounds and 2.3 assists per game... Also totaled 4.0 blocks and 2.5 steals per contest... Named Super Gold Player of the Year by the *Beaumont Enterprise*... Drained game-tying 3-pointer with a second lift in regulation and sank the game-winning 3-pointer in overtime against Kimball High School to lift Timberwolves to Class 5A state championship... Led team to perfect 31-0 season and was named State Championship Most Valuable Player... Scored 24 points in State Semifinals win over Leander Glenn High School.

PERSONAL

Full name is Terrance James Arceneaux... Born in Beaumont, Texas... Son of Lataisha Arceneaux and Eric Arceneaux... Has a brother, Byron... Undeclared major.

NEWCOMER



**#25
JARACE
WALKER**

Forward
6-8 • 235 • Freshman-HS
Bradenton, Fla.
IMG Academy
Undeclared Major

IMG ACADEMY

No. 10 player nationally in *ESPN100*... No. 14 player nationally in *SI99*... 5-star recruit by ESPN, *247Sports* and *Rivals*... Ranked as No. 1 power forward nationally by ESPN and *247Sports* and as No. 5 small forward nationally by *Rivals*... Also recruited by Alabama, Arkansas, Auburn, Florida, Florida State, Howard, LSU, Maryland, Michigan, North Carolina and Ohio State... Competed for Coach Sean McAloon at IMG Academy... Played for Team Thrill during the summer. **Senior (2021-22)**: Recognized as McDonald's All-American... Finished with 11 points, seven rebounds and four assists for the winning East Team against the West squad... Member of USA Nike Hoop Summit Team, which defeated the World Select Team... Finished with six points and four rebounds in that win... Named to Naismith National High School All-America Second Team... Led team to 20-4 record and averaged 16.7 points, 8.2 rebounds and 4.0 assists per game... Started 23 of 24 games and removed himself from starting lineup on Senior Night to allow another senior to start. **Junior (2020-21)**: Injured for most of the season. **Freshman (2018-19)**: *MaxPreps* Freshman All-America Second Team... Member of IMG Academy team that captured the GEICO National title... Participated in USA U16 National Team training camp... Took part in the USA Junior National Team mini-camps in Colorado Springs, Colo... Transferred to IMG Academy after playing on the Susquehannock (Pa.) High School freshman team as an eighth-grader.

PERSONAL

Full name is Jarace Isaiah Walker... Born in Baltimore... Son of Marcia and Horace Walker... Has three older sisters, Jaden, Natichia and Sherelle... Sister, Sherelle, played volleyball at UMBC (2012-15)... Sister, Jaden, plays basketball for Saint's Joseph's and will be a senior forward in 2022-23... Undeclared major.



RADIO /TV ROSTER



MARCUS SASSER
G • 6-2 • 195 • Sr.-3L
Red Oak, Texas
@ m.sasser0 🐦 m_sasser0



JAMAL SHEAD
G • 6-1 • 195 • Jr.-2L
Manor, Texas
@ j.uno1 🐦 Thejshead



RAMON WALKER JR.
G • 6-4 • 210 • So.-1L
Pearland, Texas
@ ramonwalkerjr 🐦 ramonwalker04



DARIUS BOWSER
C • 6-9 • 250 • Gr.-TR
Gaffney, S.C.
@ dariusbowser



JA'VIER FRANCIS
F • 6-8 • 235 • So.-1L
New Orleans, La.
@ lahjay11 🐦 theJayFrancis10



TRAMON MARK
G • 6-5 • 195 • r.-So.-2L
Dickinson, Texas
@ yoootraaa 🐦 RealBuckets11



J'WAN ROBERTS
F • 6-7 • 230 • r.-Jr.-2L
St. Thomas, U.S. Virgin Islands
@ jwann_13 🐦 JwanRoberts13



RYAN ELVIN
G • 6-1 • 170 • Jr.-SQ
Round Rock, Texas
@ 🐦 ryanelvin12



EMANUEL SHARP
G • 6-3 • 205 • r.-Fr.-RS
Tampa, Fla.
@ 🐦 emanuelsharp_



TERRANCE ARCENEAUX
G • 6-5 • 190 • Fr.-HS
Beaumont, Texas
@ tarceneaux23 🐦 TArceneaux21



MYLIK WILSON
G • 6-2 • 170 • Sr.-TR
Rayville, La.
@ m.w.13 🐦 mylikw



JARACE WALKER
F • 6-8 • 240 • Fr.-HS
New Freedom, Pa.
@ jaracewalker 🐦 JaraceW



REGGIE CHANEY
F • 6-8 • 230 • c.-Sr.-2L
Tulsa, Okla.
@ _reggiechaney 🐦 reggie_chaney



KELVIN SAMPSON
Head Coach
9th Season at Houston
34th Season Overall
🐦 CoachSampsonUH



KELLEN SAMPSON
Assistant Coach
9th Season at Houston
13th Season Overall
🐦 kellenmsampson



QUANNAS WHITE
Assistant Coach
6th Season at Houston
9th Season Overall
🐦 quannaswhite



HOLLIS PRICE
Assistant Coach
1st Season at Houston
1st Season Overall
🐦 HollisHp

2022-23 COUGARS



2022-23 HOUSTON MEN'S BASKETBALL

COACHES and STAFF

Head Coach Kelvin Sampson	40-51
Assistant Coach Kellen Sampson	52
Assistant Coach Quannas White	53
Assistant Coach Hollis Price	54
Special Assistant to the Head Coach K.C. Beard	55
Director of Operations & Basketball Strategy Bobby Champagne / Director for Operations Lauren Sampson	56
Director of Player Development Anthony Goldwire	
Director of Program Strategy & Player Relations Bilal Batley	57
Associate AD for Sports Medicine John Houston / Director of Sports Performance Alan Bishop	58
Video Coordinator Matthew McDonald / Associate Director for Operations Daniel Hixon /	
Assistant AD for Academic Services Angel Shamblin	59
Support Staff	60



HEAD COACH KELVIN SAMPSON



KELVIN SAMPSON

Head Coach

34th Season Overall • Ninth Season at Houston

698-357 Career Record • 199-70 Record at Houston

UNC Pembroke '78; Michigan State '80

A veteran of 17 NCAA Tournaments, former Houston Rockets coach and longtime college veteran Kelvin Sampson joined the University of Houston Men's Basketball program as its head coach on April 3, 2014.

With his hiring, Sampson became the ninth head coach in the history of the Houston program.

As a 33-year head coaching veteran at Houston, Indiana, Oklahoma, Washington State and Montana Tech, Sampson has compiled a 699-340 record during his career with 17 NCAA Tournament appearances. He is one of only 15 coaches in NCAA history to lead 4+ schools to the NCAA Tournament and one of only 16 coaches to lead multiple schools to the NCAA Final Four.

In his career, he has been named a National Coach of the Year six times. Sampson has received six conference Coach of the Year awards from four different leagues and guided every program he has led to multiple 20-win seasons during his stints.

In eight seasons at Houston, Sampson has led the Cougars to four consecutive NCAA Tournament appearances – including the 2021 NCAA Final Four – and five American Athletic Conference titles and stands as the only coach in school history to lead the Houston to seven straight 20-win seasons. He became the second-winningest coach in program history during the 2020-21 season and already ranks as the school's career leader with a .740 winning percentage.

During his Oklahoma tenure, he guided the Sooners to 10 consecutive 20-win seasons, the 1999 Sweet 16, the 2002 Final Four and an Elite Eight appearance in 2003. From 1994 to 2006, he guided the Sooners to NCAA Tournament appearances in 11 of 12 years.

In the classroom, numerous student-athletes have received their bachelor's degrees with one earning his master's degree under Sampson's leadership at Houston.

In the community, the Cougars have been active, passing out Thanksgiving lunches to Star of Hope Mission residents and leading a Texas Special Olympics event inside Hofheinz Pavilion and the Guy V. Lewis Development Facility during Sampson's tenure.

at HOUSTON

Sampson led the Cougars throughout an unforgettable 2021-22 season, which featured numerous twists and turns.

Picked to win the American Athletic Conference for the third straight season in the Coaches' Preseason poll, Sampson and the team were dealt a pair of heavy blows with the losses of guards Marcus Sasser and Tramark to season-ending injuries in late December 2021.

Despite those losses, Sampson and the Cougars responded and overcame those challenges, posting a 32-6 overall record, sweeping the league's regular-season and tournament championships and advancing to the NCAA Elite Eight.

It was only the fourth sweep of the conference championships in school history and the first since 1991-92.

The Cougars finished the season at No. 15 in the final Associated Press poll and at No. 7 in the Ferris Mowers Coaches' poll. It was the second straight season in which Houston finished among the Top 10 in at least one national poll.

For his team's impressive efforts, Sampson was recognized as the CBS Sports National Coach of the Year and received the Ben Jobe Award, presented annually to the nation's Top NCAA Division I minority coach.

Sampson also received The American Coach of the Year award for the third time in the last five seasons and was named NABC District 24 Coach of the Year and the Texas Coach of the Year by *Dave Campbell's Texas Basketball*.

Under Sampson's leadership, the Cougars enjoyed a historic season in 2020-21.

With a 67-61 win over Oregon State on March 29, Sampson led the Cougars back to the NCAA Final Four, the program's sixth Final Four appearance in school history. He became only the 16th coach in NCAA history to lead multiple schools to the NCAA Final Four.

Facing COVID-19 protocols throughout the season, Sampson's Cougars posted a 28-4 overall record and 14-3 mark in American play. The Cougars were ranked in both national polls for every week during the year and ended the campaign at No. 6 in the Associated Press and at No. 3 in the Ferris Mowers Coaches' poll.

Houston capped the regular season with a thrilling, buzzer-beating win over Memphis inside the Fertitta Center and carried that momentum into the postseason.

The Cougars won three straight games in as many days to capture the American Athletic Conference Championship title inside Dickies Arena in Fort Worth, Texas, for the program first conference tournament title since 2010.

From there, Houston entered the NCAA Tournament bubble in Indianapolis. With wins over Cleveland State, Rutgers, Syracuse and Oregon State, the Cougars advanced to the program's first NCAA Final Four since 1984.

Guard Quentin Grimes was named The American Player of the Year and collected similar honors at The American Championship. For his performance in the NCAA Tournament, guard DeJon Jareau was named the Midwest Regional Most Outstanding Player.

For his and his team's impressive achievements all season, Sampson received the John McLendon National Coach of the Year Award, the fourth national coaching honor of his career.

Despite losing four starters, Sampson's 2019-20 Houston team was selected as a preseason favorite by the American Athletic Conference coaches, and the Cougars lived up to the hype.

Sampson led the Cougars to a 23-8 overall record and a 13-5 mark in league play for Houston's second straight regular-season conference title. It was only the second time in program history that Houston captured back-to-back league crowns and the first time since 1984.

With 23 victories, Sampson guided Houston to its fifth straight 20-win season, a first in program history. His Cougars also finished No. 22 in the final Associated Press poll and at No. 23 in the last USA TODAY Coaches' poll, marking the third straight season Houston finished among the nation's Top 25.

The Cougars were poised to earn their third straight NCAA Tournament appearance before the COVID-19 (coronavirus) pandemic in March 2019 abruptly canceled collegiate athletics for the remainder of the season.

In 2018-19, Sampson led Houston to one of the greatest seasons in school history. He guided the Cougars to a 33-4 overall record with a 16-2 mark in American Athletic Conference play, the league's regular-season title and a berth in the NCAA Tournament Sweet 16 for the first time since 1984.

With Houston's 69-58 win at SMU on Jan. 16, 2019, Sampson earned the 600th win of his career, becoming the 52nd coach in NCAA history (with 10+ years of Division I experience) to reach that milestone.

He also collected the 100th win of his Houston career against the Mustangs, setting a school record as the fastest coach to triple-digit victories with the Cougars (149).

Sampson's Cougars rattled off a 33-game home winning streak, which was the nation's longest mark before it was snapped in late February 2019, and was the fourth-longest home streak in school history.

Sampson was recognized as the American Athletic Conference Coach and the National Association of Basketball Coaches District 25 Coach of the Year for the second straight season and received the Clarence "Big House" Gaines National Coach of the Year Award from the National Sports Media Association.

Sampson guided the 2017-18 Cougars to one of the most successful seasons in decades. With a 27-8 overall record, the Cougars tied for the sixth-most wins in school single-season history and earned their first NCAA Tournament victory since 1984 when guard Rob Gray banked in a layup with 1.2 seconds remaining in a 67-65 win over rv/san Diego State in the First Round in Wichita, Kan.

For his and his team's impressive efforts, Sampson was named the Coach of the Year by the American Athletic Conference and the NABC District 25.

He became the first coach in program history to lead the Cougars to 3+ 20-win seasons during his first four years at Houston.

Competing in Texas Southern's H&PE Arena as the Fertitta Center underwent a \$60-million renovation, Sampson led the Cougars to a perfect 15-0 home record in 2017-18, the ninth perfect home season in school history.

Houston was one of only six teams to post a perfect home record in

THE SAMPSON FILE

PERSONAL

Birthplace: Laurinburg, N.C.
Hometown: Pembroke, N.C.

EDUCATION

• Michigan State • Master's degree in coaching and administration • 1980
• UNC Pembroke • Bachelor's degree in health and physical education/political science • 1978
• Pembroke High School • 1974

FAMILY

Wife: Karen
Children: Daughter, Lauren; son, Kellen
Grandchildren: Granddaughter, Maisy Jade; Grandson, Kylan Ned

COACHING CAREER

2014 –	Houston	Head Coach
2011-14	Houston Rockets (NBA)	Assistant Coach
2008-11	Milwaukee Bucks (NBA)	Assistant Coach
2006-08	Indiana	Head Coach
1994-06	Oklahoma	Head Coach
1987-94	Washington State	Head Coach
1985-87	Washington State	Assistant Coach
1981-85	Montana Tech	Head Coach
1980-81	Montana Tech	Assistant Coach
1979-80	Michigan State	Graduate Assistant Coach

HEAD COACHING NOTES

- **698-357 (.662) record in 33+ seasons**
199-70 (.740) record at Houston (2014 –)
43-15 (.741) record at Indiana (2006-08)
281-107 (.724) record at Oklahoma (1994-06)
103-103 (.500) record at Washington State (1987-94)
72-62 (.537) record at Montana Tech (1981-85)
- **17 NCAA Tournament appearances**
(2022, 2021, 2019, 2018, 2007, 2006, 2005, 2003, 2002, 2001, 2000, 1999, 1998, 1997, 1996, 1995, 1994)
- **Four NIT berths** (2017, 2016, 2004, 1992)

CHAMPIONSHIPS

- 2021-22 American Athletic Conference champions
- 2021-22 American Athletic Conference Tournament champions
- 2021 NCAA Tournament Final Four (Midwest Regional champions)
- 2020-21 American Athletic Conference Tournament champions
- 2019-20 American Athletic Conference champions
- 2018-19 American Athletic Conference champions
- 2004-05 Big 12 Conference co-champions
- 2003 Big 12 Conference Tournament champions
- 2002 Big 12 Conference Tournament champions
- 2001 Big 12 Conference Tournament champions
- 1984-85 Frontier Conference champions
- 1983-84 Frontier Conference champions

COACHING HONORS

- 2021-22 CBS Sports National Coach of the Year
- 2022 Ben Jobe Award
- 2022 American Athletic Conference Coach of the Year
- 2022 NABC District 24 Coach of the Year
- 2022 Texas Coach of the Year (*Dave Campbell's Texas Basketball*)
- 2021 John McLendon National Coach of the Year
- 2019 Clarence "Big House" Gaines National Coach of the Year
- 2019 American Athletic Conference Coach of the Year
- 2019 NABC District 25 Coach of the Year
- 2018 American Athletic Conference Coach of the Year
- 2018 NABC District 25 Coach of the Year
- 2002 National Coach of the Year (NABC)
- 1995 National Coach of the Year (Associated Press)
- 1995 Big Eight Conference Coach of the Year
- 1992 Kodak District 14 Coach of the Year
- 1991 Kodak District 14 Coach of the Year
- 1991 PAC-10 Coach of the Year
- 1985 Frontier Conference Coach of the Year
- 1983 Frontier Conference Coach of the Year

INTERNATIONAL EXPERIENCE

- 2012 Canadian National Team – Assistant Coach
- 2004 Under 21 USA National Team – Head Coach
- 2002 USA National Team
- FIBA World Championship – Assistant Coach
- 1995 USA Junior National Team, Junior World Games – Head Coach
- 1994 USA National Team, Goodwill Games – Assistant Coach
- 1993 USA West Team, U.S. Olympic Festival – Head Coach

PLAYING EXPERIENCE

- 1974-78 UNC Pembroke**
 - Four-year letterman in basketball
 - Three-year letterman in baseball
 - Gregory Lowe Memorial Award recipient as outstanding physical education major
- 1971-74 Pembroke High School**
 - Earned a combined nine varsity letters
 - All-Three Rivers Conference selection in football, basketball and baseball as a senior in 1973-74
 - Basketball team captain for two years
 - Played quarterback for football team, catcher/outfielder for baseball team
 - Competed for his father, John W. "Med" Sampson

COACHES & STAFF



HEAD COACH KELVIN SAMPSON

2017-18.

In 2016-17, Sampson led the Cougars to 21 victories and a third-place finish in the American Athletic Conference. It was the second straight season in which the Cougars finished among the league's top-three leaders.

The Cougars also advanced to the NIT for the second straight season, a first in program history since 2005 and 2006.

Houston played in front of two home sellouts for the first time since 2007-08 as the Cougars closed out Hofheinz Pavilion to prepare for the Fertitta Center for the 2018-19 season.

Guards Damyean Dotson and Rob Gray were named to the All-American Athletic Conference First Team, the first Cougar duo to earn All-Conference First-Team accolades in the same season since 1990. Gray also became the Cougars' first conference scoring champion since Aubrey Coleman led Conference USA and the nation in 2009-10.

The Cougars enjoyed tremendous success under Sampson's leadership during the 2015-16 season. Picked to finish seventh in the coaches' preseason poll, the Cougars tied for third in the American Athletic Conference and played as the No. 2 seed at the American Championship.

Sampson led the Cougars to 22 wins for only the 15th time in program history with a win over No. 12 SMU inside Hofheinz Pavilion. After a tremendous regular season, the Cougars earned a bid to the NIT for the first time since 2006.

Excitement about Sampson and his program continued to build throughout the season. In December, the Cougars knocked off LSU 105-98 in overtime in front of 7,918 fans inside Hofheinz Pavilion.

It was the largest home crowd to watch the Cougars play since 8,918 fans saw Houston fall to No. 1/1 Memphis on Jan. 30, 2008.

Forward Devonta Pollard was named to the All-American Athletic Conference Second Team, while Dotson earned Honorable Mention. Point guard Galen Robinson, Jr., was named to the league's All-Rookie Team.

During his first season at Houston in 2014-15, Sampson and his staff were forced to move quickly after joining the program in April. Despite the brief introduction, Sampson guided the Cougars to 13 wins, including a 70-68 victory against defending national champion UConn in Hofheinz Pavilion.

Although the Cougars were forced to overcome injuries to multiple players at times, Houston finished the regular season as winners of its last three games and posted the American Athletic Conference Championships' lone First-Round upset with a 66-60 win against Tulane.

The Cougars opened the season with wins in five of their first six games and claimed a dominating 82-69 win over Big 12 member Texas Tech during the final day of the Continental Tire Las Vegas Classic Championship Round.

His student-athletes also enjoyed success off the court. Forward Mikhail McLean was named to the American Athletic Conference All-Academic Team and later received his master's degree in health education, while guard LeRon Barnes earned his bachelor's degree.

in the NBA

Sampson joined the Cougars after spending the previous six seasons as an assistant coach in the NBA with the Houston Rockets (2011-14) and the Milwaukee Bucks (2008-11). During the 2012-13 season, he served as the Rockets' acting head coach during coach Kevin McHale's leave of absence and recorded a 7-6 mark.

In his first season with the Rockets, Houston lowered its points allowed from 103.7 points per game in 2010-11 to 97.9 in 2011-12.

As an assistant with the Bucks, he was member of a staff that oversaw Milwaukee's defense rise from 15th in the NBA in points allowed per 100 possessions in 2008-09 to second in 2009-10 and fourth in 2010-11.

at INDIANA

He left Oklahoma to become Indiana's head coach in 2006 and guided the Hoosiers to the 2007 NCAA Tournament and a pair of 20-win seasons during his tenure.

D.J. White was recognized as the Big Ten Player of the Year in 2008 and joined Eric Gordon on various All-America postseason teams that season.

After leaving Indiana in 2008, Sampson joined the San Antonio Spurs.

at OKLAHOMA

Sampson enjoyed tremendous success as the leader of Oklahoma Men's Basketball from 1994 to 2006. He led the Sooners to the post-season every year of his tenure with NCAA Tournament appearances during each of his first nine seasons. That run was highlighted by a trip to the NCAA Final Four in 2002 and an appearance in the Elite Eight one year later.

Oklahoma earned a share of the 2005 Big 12 Conference regular-season title, captured three consecutive Big 12 Tournament championships from 2001 to 2003 and posted at least 20 wins during each

KELVIN SAMPSON'S YEAR-BY-YEAR RECORD

Year	[- Overall -] Record Pct.		[- Conference -] Record Pct.		Conf. Finish	Tourn	Notes	Postseason
Montana Tech (73-45 • 31-29 Frontier Conference • 3 NAIA District 12 [2-3])								
<i>Served as acting head coach on Jan. 1, 1981 • Totals not included above and below</i>								
1980-81	2-14	.125	2-11	.154				
Became permanent head coach on March 14, 1981								
1981-82	7-20	.259	0-15	.000				
1982-83	22-9	.710	9-6	.600			Frontier Conference Tournament Champions	NAIA District 12 Playoffs (1-1)
Frontier Conference Coach of the Year								
1983-84	22-9	.710	10-5	.667	1st		Frontier Conference Champions	NAIA District 12 Playoffs (1-1)
Frontier Conference Tournament Champions								
1984-85	22-7	.759	12-3	.800	1st		Frontier Conference Champions	NAIA District 12 Playoffs (0-1)
Frontier Conference Tournament Champions								
Frontier Conference Coach of the Year								
Washington State (103-103 • 48-78 Pac-10 • 1 NCAA [0-1] • 1 NIT [1-1])								
1987-88	13-16	.448	7-11	.389	6th	1-1		
1988-89	10-19	.345	4-14	.222	8th	1-1		
1989-90	7-22	.241	1-17	.056	10th	0-1		
1990-91	16-12	.571	8-10	.444	6th		PAC-10 Coach of the Year Kodak District 14 Coach of the Year	
1991-92	22-11	.667	9-9	.500	t-5th		Kodak District 14 Coach of the Year	NIT Second Round (1-1)
1992-93	15-12	.556	9-9	.500	t-5th			
1993-94	20-11	.645	10-8	.556	t-4th			NCAA First Round (0-1)
Oklahoma (281-107 • 129-59 Big Eight/Big 12 • 11 NCAA [11-11] • 1 NIT [1-1])								
1994-95	23-9	.719	9-5	.643	3rd	1-1	AP National Coach of the Year Big Eight Coach of the Year	NCAA First Round (0-1)
1995-96	18-12	.600	8-6	.571	3rd	2-1		NCAA First Round (0-1)
1996-97	20-10	.667	10-6	.625	5th	2-1		NCAA First Round (0-1)
1997-98	22-11	.667	11-5	.688	t-2nd	0-1		NCAA First Round (0-1)
1998-99	22-11	.667	11-5	.688	t-2nd	2-1		NCAA Sweet 16 (2-1)
1999-00	27-7	.794	12-4	.750	t-3rd	2-1		NCAA Second Round (0-1)
2000-01	26-7	.788	12-4	.750	t-2nd	3-0	Big 12 Tournament Champions	NCAA First Round (0-1)
2001-02	31-5	.861	13-3	.813	2nd	3-0	Big 12 Tournament Champions NABC National Coach of the Year	NCAA Final Four (4-1)
2002-03	27-7	.794	12-4	.750	3rd	3-0	Big 12 Tournament Champions	NCAA Elite Eight (3-1)
2003-04	20-11	.645	8-8	.500	7th	1-1		NIT Second Round (1-1)
2004-05	25-8	.758	12-4	.750	t-1st	1-1	Big 12 Champions	NCAA Second Round (1-1)
2005-06	20-9	.690	11-5	.688	3rd	0-1		NCAA First Round (0-1)
Indiana (43-15 • 21-8 Big Ten • 1 NCAA [1-1])								
2006-07	21-11	.656	10-6	.625	3rd	0-1		NCAA Second Round (1-1)
2007-08	22-4	.846	11-2	.846				
Houston (199-70 • 100-43 The American • 4 NCAA [10-4] • 2 NIT [0-2])								
2014-15	13-19	.406	4-14	.222	10th	1-1		
2015-16	22-10	.688	12-6	.667	t-3rd	0-1		NIT First Round (0-1)
2016-17	21-11	.656	12-6	.667	3rd	0-1		NIT First Round (0-1)
2017-18	27-8	.771	14-4	.778	t-2nd	2-1	The American Coach of the Year NABC District 25 Coach of the Year	NCAA Second Round (1-1)
2018-19	33-4	.892	16-2	.889	1st	2-1	The American Champions Clarence "Big House" Gaines National Coach of the Year The American Coach of the Year NABC District 25 Coach of the Year	NCAA Sweet 16 (2-1)
2019-20	23-8	.742	13-5	.722	t-1st	COVID-19	The American Champions Coach of the Year (Houston Sports Awards)	No Tournament -- COVID
2020-21	28-4	.875	14-3	.824	2nd	3-0	The American Tournament Champions Coach of the Year (Houston Sports Awards) John McLendon Award	NCAA Final Four (4-1)
2021-22	32-6	.842	15-3	.833	1st	3-0	The American Champions The American Tournament Champions CBS Sports National Coach of the Year Ben Jobe Award The American Coach of the Year NABC District 24 Coach of the Year Texas Coach of the Year (<i>Dave Campbell's Texas Basketball</i>)	NCAA Elite Eight (3-1)
33+ yrs	699-340	.673	329-217	.603	6 – 1st	33-19	6 Conference Championships 8 Conference Tournament titles 5 National Coach of the Year awards 7 Conference Coach of the Year awards 5 District Coach of the Year awards 2 Houston Sports Awards Coach of the Year	17 NCAAAs (21-17) 4 NITs (2-4)

of his final 10 seasons.

Under his watch, Hollis Price was honored as the 2003 Big 12 Player of the Year, while Ryan Minor was named the Big Eight Player of the Year.

Price and Minor joined Eduardo Najera on various All-America teams during their careers, while four Sooners (Michael Neal, Taj Gray, Ebe Ere and Corey Brewer were selected as the Big 12 Newcomer of the Year under Sampson's leadership.

From 2000 to 2002, Sampson led the Sooners to one of the most successful stretches in school history. Oklahoma posted a combined 84-19 record, won three consecutive Big 12 Tournament titles and advanced to the 2002 NCAA Final Four and the 2003 NCAA Elite Eight.

In his final season in Norman, Sampson guided the Sooners to a 20-9 overall record, including an 11-5 mark in league action, and

another berth in the NCAA Tournament.

In 2004-05, Sampson led the Sooners to a 25-8 overall mark and 12-4 record in Big 12 play to earn a share of the conference regular-season title.

During the 2002-03 season, the Sooners compiled a 27-7 overall record and reeled off consecutive wins against Colorado, Texas Tech and Missouri to win the Big 12 Tournament title and earn a bid to the NCAA Tournament.

In the postseason, Oklahoma knocked off South Carolina State, California and Butler before falling to No. 13 Syracuse in Albany, N.Y., during the Elite Eight.

In 2001-02, Sampson led the Sooners to a 31-5 record and a 13-3 mark in Big 12 play for a second-place finish. His win total tied as the second-highest mark in school single-season history.



HEAD COACH KELVIN SAMPSON

Oklahoma also won its second straight Big 12 Tournament title under his leadership.

For its efforts, Oklahoma earned a No. 3 final Associated Press national ranking and stood fourth in the final ESPN/USA Today Coaches poll.

Sampson also was honored as the National Coach of the Year by the National Association of Basketball Coaches and by Chevrolet following the season.

In 2000-01, Sampson guided the Sooners to a 26-7 overall record and its first conference tournament title in a decade. The Sooners enters the 2001 NCAA Tournament as a No. 4 seed and were ranked No. 13 nationally.

During the 1999-00 season, the Sooners finished with a 27-7 record, tying for the fifth-most wins in school single-season history at the time. Oklahoma entered the 2000 NCAA Tournament as a No. 3 seed and ranked No. 12 in the final Associated Press poll.

His achievements were not limited to the court. He was extensively involved in numerous Norman community organizations. Sampson has served as co-chairman of the United Way and Special Olympics, and he instituted the Sooner Reading Program, where OU players and staff visited every elementary school in the Norman area to communicate the importance of reading.

Sampson also participated in functions for the American Lung Association, American Cancer Society, Boys and Girls Clubs, Boy Scouts of America and the Children's Miracle Network.

at WASHINGTON STATE

Sampson entered the NCAA Division I ranks as head coach at Washington State from 1987 to 1994. There, he compiled a 103-103 record and led the Cougars to postseason appearances in two of his final three seasons, including an NCAA Tournament berth in 1994.

Leading the Cougars to the 1992 NIT, Sampson guided Washington State to its first postseason appearance since 1983. For his team's impressive performance, he was named the Kodak District 14 Coach of the Year by the National Association of Basketball Coaches for the second time in a three-year span.

He first won the award in 1991 when his Washington State squad posted a 16-12 overall record and produced the school's first winning season since 1993. He also was honored as the Pac-10 Coach of the Year in 1992.

With records of 22-11 in 1992 and 20-11 in 1994, Sampson became one of only four men to win 20 or more games in Washington State single-season history.

Sampson was named head coach at Washington State in 1988 after serving as an assistant for Coach Len Stevens for two seasons.

EARLY COACHING CAREER

Sampson began his coaching career as a graduate assistant at Michigan State in 1979-80 under Jud Heathcoate before moving to Montana Tech as an assistant coach in 1980.

One year later, he became Montana Tech's head coach, leading the Orediggers to a 72-62 record in more than four years, including three straight 22-win seasons during each of his final three years there.

He led Montana Tech to three NAIA District 12 title games and was named the Frontier Conference Coach of the Year in 1985 and 1983. In the three years prior to his arrival, Montana Tech had won a combined 17 games.

INTERNATIONAL COMPETITION

Sampson has also built an impressive resume at the international level. In the summer of 1995, he served as the head coach of the United States Junior National Team that competed during the Junior World Games in Athens, Greece. Leading a team of college freshmen and high schoolers, his squad posted a 4-4 record against the more experienced international competition.

Sampson was selected as an assistant coach at the Goodwill Games in St. Petersburg, Russia during the summer of 1994. That team earned a bronze medal and competed against USA Basketball's Dream Team II following the games.

In 1993, Sampson was selected head coach of the West team at the U.S. Olympic Festival in San Antonio, Texas, and led his team to the silver medal.

In August 2005, he joined Michigan State's Tom Izzo, Alabama's Mark Gottfried, South Carolina's Dave Odum, Charlotte's Bobby Lutz, former Georgia Tech coach Bobby Cremins, former St. John's coach Mike Jarvis and ESPN analyst Jay Bilas for "Operation Hardwood - Hoops with the Troops", a five-day, eight-team U.S. Army troops basketball tournament in Kuwait.

Most recently, he served as an assistant coach for the 2012 Canadian National Team.

PERSONAL

Sampson was born in Laurinburg, N.C., and was an award-winning student-athlete at Pembroke High and later at UNC Pembroke. Playing for his father John W. "Ned" Sampson, he captained his high school basketball team for two years. He also competed as quarterback for the football team and catcher/outfielder for the baseball team.

Sampson earned a combined nine varsity letters and was an All-Three Rivers Conference selection in each of the three sports in 1973-74.

While at UNC Pembroke, Sampson focused on basketball and baseball. As a point guard, he led the Braves as team captain during his senior season and finished his collegiate career with four letters in basketball and three in baseball.

Off the court/field, he earned Dean's List recognition and was awarded the Gregory Lowe Memorial Award as the school's outstanding physical education major during his senior year.

Sampson received bachelor's degrees in health and physical education and political science from UNC Pembroke in 1978. He earned his master's degree in coaching and administration at Michigan State in 1980 after serving during the 1979-80 season as a graduate assistant under Jud Heathcoate. He then moved to Montana Tech after being named assistant coach.

He was inducted into the Montana Tech Hall of Fame in 1996 and into the UNC Pembroke Athletic Hall of Fame in February 1998.

Sampson and his wife, Karen, have a daughter, Lauren, who works as a director of external operations for the team, a son, Kellen, who is an assistant coach with the Cougars, a granddaughter, Maisy Jade and a grandson, Kylen Ned (children of Tonya and Kellen Sampson).

SAMPSON'S HOUSTON'S RECORD in ...

Category	Record	Pct.
All Games	199-70	.740
American Games	100-43	.699
Non-Conference Games	100-26	.794
Postseason Games	20-11	.645
Home Games	117-20	.854
Away Games	48-38	.558
Neutral-Site Games	34-12	.739
vs. Ranked Opponents	14-15	.483
vs. Unranked Opponents	185-55	.771
Winning Opening Tip	121-28	.812
Opp. Wins Opening Tip	78-42	.650
Scoring First	134-25	.843
Opp. Scores First	65-46	.586
Leading at Halftime	168-26	.866
Trailing at Halftime	29-42	.408
Tied at Halftime	2-2	.500
Leading With 5:00 Remaining	186-15	.925
Trailing With 5:00 Remaining	11-52	.175
Tied With 5:00 Remaining	2-3	.400
in Overtime	5-5	.500
Shooting 40+ Percent	165-31	.842
Shooting 35-39.99 Percent	27-25	.519
Shooting <35 Percent	7-14	.333
Opp. Shoots 40+ Percent	65-63	.508
Opp. Shoots 35-39.99 Percent	60-4	.938
Opp. Shoots <35 Percent	74-3	.961
More 3-Pointers than Opp.	135-34	.799
Fewer 3-Pointers than Opp.	44-30	.595
Equal 3-Pointers as Opp.	20-6	.769
More Free Throws than Opp.	104-13	.889
Fewer Free Throws than Opp.	85-56	.603
Equal Free Throws as Opp.	10-1	.909
More Rebounds than Opp.	165-29	.851
Fewer Rebounds than Opp.	29-38	.433
Equal Rebounds as Opp.	5-3	.625
More Assists than Opp.	152-22	.874
Fewer Assists than Opp.	35-44	.443
Equal Assists than Opp.	12-4	.750
More Turnovers than Opp.	56-29	.659
Fewer Turnovers than Opp.	131-37	.780
Equal Turnovers than Opp.	11-5	.688
Scoring 100+ Pts.	9-0	1.000
Scoring 90-99 Pts.	20-0	1.000
Scoring 80-89 Pts.	41-4	.911
Scoring 70-79 Pts.	81-13	.862
Scoring 60-69 Pts.	45-28	.616
Scoring <60 Pts.	2-25	.074
Allowing 100+ Pts.	0-0	.000
Allowing 90-99 Pts.	3-1	.750
Allowing 80-89 Pts.	3-14	.176
Allowing 70-79 Pts.	24-24	.500
Allowing 60-69 Pts.	62-25	.713
Allowing <60 Pts.	107-6	.947
Games Decided By 1-3 Pts.	16-22	.421
Games Decided By 4-6 Pts.	20-13	.606
Games Decided By 7-10 Pts.	28-14	.667
Games Decided By 11+ Pts.	135-21	.865
November	33-6	.846
December	49-12	.803
January	43-20	.683
February	41-16	.719
March	34-14	.708
April	0-1	.000
in White Houston Uniforms	97-25	.795
in White Cougars Uniforms	13-1	.929
in White Throwback Uniforms	6-0	1.000
in Red Houston Uniforms	38-32	.543
in Black Houston Uniforms	21-7	.750
in Black Cougars Uniforms	6-2	.750
in Grey Uniforms	15-1	.938

COACHES & STAFF



KELVIN SAMPSON YEAR-by-YEAR



* — conference game

MONTANA TECH

1980-81 (2-14 • 2-11)

Became acting head coach on Jan. 1, 1981

J2	at Western Washington	L	43-47
J4	at St. Martin's	L	57-88
J5	at Whitworth	L	48-65
J10	* Rocky Mountain	L	54-61
J12	* Rocky Mountain	L	58-65 (OT)
J16	* at College of Great Falls	L	48-79
J17	* at College of Great Falls	L	64-90
J19	* at Northern Montana	L	57-62
J22	* Western Montana	L	42-58
J23	* Carroll College	W	55-53
J30	* at Rocky Mountain	L	48-79
F6	* College of Great Falls	W	58-56
F7	* Northern Montana	L	54-66
F13	* Carroll College	L	53-55
F18	* at Northern Montana	L	47-65
F21	* Northern Montana	L	81-91

Hired as permanent head coach on March 13, 1981

1981-82 (4-23 • 0-15)

Mary College Invitational (Bismarck, N.D.)

N13	vs. Lake Region College	W	77-67
N14	at Mary College	L	58-70
N21	Lethbridge	W	83-60
N24	at Lewis Clark State	L	76-85
N28	Regina	W	76-67
N30	at College of Idaho	L	68-69
D1	at Northwest Nazarene	L	65-67
D5	Lewis-Clark State	L	72-78
<i>Whitworth Invitational (Spokane, Wash.)</i>			
D11	vs. Whitworth	L	56-82
D12	vs. Seattle	W	77-70
D18	College of Idaho	L	54-56
J4	Northwest Nazarene	L	61-85
J9	* at Rocky Mountain	L	56-66
J11	* at Rocky Mountain	L	60-76
J14	* College of Great Falls	L	57-84
J15	* College of Great Falls	L	47-54
J17	* Northern Montana	L	76-79
J21	* at Western Montana	L	57-75
<i>later won by forfeit</i>			
J22	* Carroll College	L	70-85
J26	* Western Montana	L	66-83
<i>later won by forfeit</i>			
J30	* Rocky Mountain	L	69-73
F4	* at College of Great Falls	L	59-72
F6	* at Northern Montana	L	76-86
F7	* at Northern Montana	L	68-77
F10	* Western Montana	L	67-70
<i>later won by forfeit</i>			
F12	* Carroll College	L	74-76
F20	* at Carroll College	L	76-90

1982-83 (22-9 • 9-6 Frontier)

Frontier Conference Tournament Champions
NAIA District 12 Playoffs Second Round
Frontier Conference Coach of the Year

<i>Copper Cage Classic (Butte, Mon.)</i>			
N12	Southern Alberta Tech	W	87-60
N13	Western Montana	W	78-69
N19	at Calgary	L	70-80
N20	at Lethbridge	W	80-62
N26	at Northwest Nazarene	W	80-76
N27	at College of Idaho	W	67-66
N28	at Eastern Oregon State	W	74-72 (OT)
D3	Lethbridge	W	77-66
D10	at Calgary	L	75-82
D11	at Alberta	W	76-68
D17	College of Idaho	W	69-67
D18	Northwest Nazarene	W	90-88

J8	* Rocky Mountain	W	88-71
J10	* Rocky Mountain	L	62-86
J13	* at Great Falls	L	64-71
J14	* at Great Falls	L	57-90
J16	* at Northern Montana	L	58-67
J19	* Western Montana	W	82-72
J21	* at Carroll College	W	64-54
J25	* at Western Montana	W	56-48
J29	* at Rocky Mountain	L	51-55
F3	* Great Falls	W	82-76
F5	* Northern Montana	W	78-76
F6	* Northern Montana	L	73-80
F9	* at Western Montana	W	72-69
F11	* Carroll College	W	93-70
F19	* at Carroll College	W	65-63
<i>Frontier Conference Tournament</i>			
F25	vs. Northern Montana	W	81-76
F28	vs. Great Falls	W	62-57
<i>NAIA District 12 Playoffs</i>			
M5	vs. Valley City State	L	46-43
M9	vs. Northern State	L	78-88

1983-84 (22-9 • 10-5 Frontier)
Frontier Conference Champions
Frontier Conference Tournament Champions
NAIA District 12 Playoffs Second Round

<i>Mary College Invitational</i>			
N11	at Mary College	W	54-41
N12	at Mary College	W	60-59
<i>Copper Cage Classic</i>			
N18	Southern Alberta Tech	W	83-45
N19	Lethbridge	W	74-59
N25	at College of Idaho	L	76-79
N26	at Northwest Nazarene	L	79-91
D2	at Lethbridge	W	56-31
D3	Trinity Western	W	90-51
D10	Northwest Nazarene	W	81-69
D12	College of Idaho	W	78-73
<i>Mesa Ski Country Classic</i>			
D29	vs. Nebraska Wesleyan	W	58-56
D30	vs. Mesa State	L	76-87
J7	* at Rocky Mountain	L	77-83
J9	* at Rocky Mountain	W	77-75 (OT)
J13	* Great Falls	W	63-57
J14	* Great Falls	W	67-61
J17	* Carroll College	W	70-64
J18	* at Western Montana	L	80-89 (OT)
J21	* Northern Montana	W	74-65
J26	* Western Montana	W	70-68
J28	* Rocky Mountain	W	91-78
F3	* at Northern Montana	W	67-63
F5	* at Northern Montana	W	83-68
F8	* Western Montana	L	61-71
F11	* at Carroll College	W	77-64
F16	* Carroll College	L	68-73 (OT)
F20	* at Great Falls	L	73-75 (OT)
<i>Frontier Conference Tournament</i>			
F23	vs. Great Falls	W	67-50
F25	vs. Western Montana	W	63-51
<i>NAIA District 12 Playoffs</i>			
M5	vs. Jamestown	W	102-70
M8	vs. Northern State	L	59-60

1984-85 (22-7 • 12-3 Frontier)

Frontier Conference Champions
Frontier Conference Tournament Champions
NAIA District 12 Semifinal

<i>Copper Cage Classic (Butte, Mon.)</i>			
N16	Oregon Tech	W	57-50
N17	Warner Pacific	W	84-70
<i>Electric City Classic (Great Falls, Mon.)</i>			
N23	vs. Chadron State	W	71-49
N24	vs. Southern Alberta Tech	W	64-57
N29	Wisconsin-Stout	L	58-60
D3	at Minot State	W	55-54

D8	Eastern Oregon State	W	83-69
D13	Minot State	W	64-62
D15	at Western New Mexico	L	49-60
D16	at New Mexico Highlands	W	97-83
<i>Eastern Oregon State Invitational (La Grande, Ore.)</i>			
D28	vs. Whitman College	L	74-83
D29	vs. Eastern Oregon State	W	81-72
J4	* Rocky Mountain	W	71-57
J5	* Rocky Mountain	W	74-73
J11	* at Great Falls	L	55-65
J12	* at Great Falls	L	71-78 (OT)
J16	* Western Montana	W	70-63
J17	* at Carroll College	W	75-62
J19	* at Northern Montana	W	87-60
J23	* at Western Montana	L	69-70 (OT)
J26	* at Rocky Mountain	W	67-56
F1	* Northern Montana	W	79-76
F2	* Northern Montana	W	64-57
F6	* at Western Montana	W	87-74
F9	* Carroll College	W	76-63
F14	* at Carroll College	W	71-53
F18	* Great Falls	W	69-66
<i>Frontier Conference Tournament Championship Game</i>			
F25	vs. Western Montana	W	70-67
<i>NAIA District 12 Semifinals</i>			
M4	vs. Rocky Mountain	L	56-60

WASHINGTON STATE

1987-1988 (13-16 • 7-11 Pac-10)

<i>Inland Northwest Classic (Spokane, Wash.)</i>			
N27	vs. Eastern Washington	W	68-46
N28	vs. Idaho	L	49-53
D3	BYU	L	54-60
D5	Fresno State	W	61-60
<i>Indiana Classic (Bloomington, Ind.)</i>			
D11	vs. Indiana State	W	73-61
D12	at #6 Indiana	L	56-63
D20	* Arizona State	L	65-66 (OT)
D22	* #1 Arizona	L	55-89
J3	at Wisconsin	L	65-80
J9	* Washington	W	70-63
J14	* at California	W	59-37
J16	* at Stanford	W	70-68 (OT)
J21	* Oregon	L	46-67
J23	* Oregon State	W	56-49
J28	* at UCLA	L	63-88
J30	* at UCLA	L	60-65
F2	Idaho	W	56-43
F6	* Washington	W	61-52
F8	Louisiana	W	60-48
F11	* Stanford	L	50-51
F13	* California	L	76-82
F18	* at Oregon State	L	48-62
F21	* at Oregon	L	66-73
F25	* USC	W	67-57
F27	* UCLA	L	55-62
M3	* at #3 Arizona	L	41-79
M6	* at Arizona State	W	70-66
<i>Pac-10 Tournament (Tucson, Ariz.)</i>			
M11	vs. UCLA	W	73-71
M12	vs. Oregon State	L	68-74 (OT)

1988-89 (10-19 • 4-14 Pac-10)

<i>Inland Northwest Classic (Spokane, Wash.)</i>			
N25	vs. Gonzaga	L	63-64
N26	vs. Eastern Washington	W	55-47
N29	at Idaho	L	40-50
<i>Palouse Classic (Palouse Classic)</i>			
D2	vs. Stephen F. Austin	L	67-70
D3	vs. Delaware State	W	93-39
D8	Portland	W	64-50
D10	Southern Utah	W	95-73
D18	at #9 Arizona	L	59-76
D20	at Arizona State	W	65-59

Holiday Classic (Toledo, Ohio)

D28	vs. Appalachian State	L	56-58
D29	vs. Eastern Kentucky	W	65-58
J7	* Washington	L	63-69
J12	* California	L	62-63
J14	* Stanford	L	43-85
J19	* at Oregon	L	49-67
J21	* at Oregon State	L	63-90
J26	* UCLA	L	63-94
J29	* USC	W	72-65
F2	* at Washington	L	70-76
F9	* at #18 Stanford	L	53-65
F11	* at California	L	69-86
F16	* Oregon State	L	70-83
F18	* Oregon	W	60-54
F23	* at USC	L	63-78
F26	* at UCLA	L	55-56
M2	* #1 Arizona	L	48-74
M5	* Arizona State	W	96-80
M9	vs. Oregon	W	78-56
M10	vs. #1 Arizona	L	54-62

1989-90 (7-22 • 1-17 Pac-10)

N11	Simon Fraser	W	90-45
N27	at Portland	L	51-56
N30	* USC	W	68-67
D2	* #15 UCLA	L	64-68
D4	Wisconsin	W	55-52
D6	Hawaii Pacific	W	90-65
<i>UAB Classic (Birmingham, Ala.)</i>			
D8	vs. Centenary	L	77-94
D9	vs. Texas Southern	W	88-75
D11	Eastern Washington	W	81-42
D14	Idaho	L	52-56
<i>Volunteer Classic (Knoxville, Tenn.)</i>			
D29	vs. Ohio	W	72-69
D30	at Tennessee	L	82-83
J4	* at Arizona State	L	64-75
J6	* at #19 Arizona	L	61-81
J11	* California	L	67-72
J14	* Stanford	L	49-69
J18	* at #18 Oregon State	L	64-79
J21	* at Oregon	L	68-82
J27	* at Washington	L	79-80 (OT)
F1	* #24 UCLA	L	62-86
F4	* Arizona State	L	57-68
F8	* at Stanford	L	54-68
F10	* at California	L	51-69
F15	* Oregon	L	66-71
F18	* #16 Oregon State	L	63-83
F24	* Washington	L	56-59
M1	* at UCLA	L	89-96
M3	* at USC	L	75-91
<i>Pac-10 Tournament (Tempe, Ariz.)</i>			
M8	vs. USC	L	68-85

1990-91 (16-12 • 8-10 Pac-10)

<i>- PAC-10 Coach of the Year</i>			
<i>- Kodak District 14 Coach of the Year</i>			
N28	BYU-Hawaii	W	112-81
D1	at Idaho	L	60-67
D5	at San Jose State	L	69-70
D11	Sacramento State (B)	W	101-65
<i>UAB Classic (Birmingham, Ala.)</i>			
D16	vs. Florida A&M	W	90-74
D15	vs. Monmouth	W	74-67
D21	Jackson State (B)	W	95-80
D28	UC San Diego (B)	W	103-78
D29	Seattle (B)	L	121-82
J3	* Arizona State	W	95-86
J5	* #4 Arizona	L	69-84
J10	* at California	W	90-81
J12	* at Stanford	L	63-94
J14	* Prairie View A&M	W	131-89
J17	* Oregon State	W	99-77
J19	* Oregon	W	82-79
J26	* Washington	L	48-50
J31	* at #6 Arizona	L	71-84
F2	* at Arizona State	W	74-72
F7	* Stanford	W	74-68
F9	* California	W	84-75
F14	* at Oregon	L	69-75
F16	* at Oregon State	L	85-87 (OT)
F23	* at Washington	W	80-76
F28	* #16 UCLA	L	91-99
M2	* USC	L	62-80
M7	* at #17 UCLA	L	64-86
M9	* at USC	L	57-74

1991-92 (22-11 • 9-9 Pac-10)

<i>- NIT Second Round</i>			
<i>- Kodak District 14 Coach of the Year</i>			
<i>Los Angeles Classic (Los Angeles)</i>			
N22	vs. C. Connecticut State	W	104-62
N23	at Loyola Marymount	W	95-84
N27	Oklahoma Baptist	W	95-80
D2	San Francisco State	W	109-67
D7	San Jose State	W	81-57
D10	at Eastern Washington	W	80-59
D16	Alcorn State	W	119-81
D21	Alaska-Anchorage	W	77-68
D23	Sacramento State	W	97-63

Rainbow Classic (Honolulu)

D27	vs. Wisconsin	W	73-51
D29	at Hawaii	W	63-61
D30	vs. #19 Alabama	L	68-71
J11	* at Washington	L	73-78 (OT)
J16	* Arizona State	L	86-95
J18	* #7 Arizona	L	65-78
J23	* at Oregon	W	90-55
J26	* at Oregon State	W	81-69
J30	* Stanford	W	67-59
F1	* California	W	101-83
F6	* at #16 USC	L	62-75
F8	* at #4 UCLA	L	61-82
F13	* at #7 Arizona	L	72-94
F16	* at Arizona State	L	70-71
F20	* Oregon State	W	87-84 (OT)
F22	* Oregon	W	97-82
F27	* at California	W	79-72
M1	* at Stanford	L	80-85
M5	* UCLA	L	75-85

KELVIN SAMPSON YEAR-BY-YEAR



2017-18 (27-8 • 14-4 American)
 • #21/22 Final Rankings
 • NCAA Tournament Second Round (No. 6 seed)
 • The American Coach of the Year
 • NABC District 25 Coach of the Year

N10	McNeese	W	81-53
Paradise Jam (Lynchburg, Va.)			
N17	vs. Drexel	L	80-84
N18	at Liberty	W	68-66
N19	vs. Wake Forest	W	78-73
N25	UIW	W	97-58
N29	New Orleans	W	75-66
D2	rv/rv Arkansas	W	91-65
D6	Fairfield	W	88-66
D9	at Saint Louis	W	77-58
D13	at LSU	L	77-80
D17	Prairie View A&M	W	92-72
Hall of Fame Holiday Showcase (Uncasville, Conn.)			
D20	vs. Providence	W	70-59
D28	* at USF	W	79-60
D30	* Temple	W	76-73
J4	* at #9/9 Wichita State	L	73-81
J11	* Tulsa	W	104-71
J14	* at ECU	W	65-49
J17	* at Tulane	L	72-81
J20	* #7/4 Wichita State	W	73-59
J28	* USF	W	63-40
J31	* at #8/8 Cincinnati	L	70-80
F3	* at UCF	W	69-65
F8	* SMU	W	67-58
F11	* Tulane	W	73-42
F15	* #5/5 Cincinnati	W	67-62
F18	* at Temple	W	80-59
F22	* at Memphis	L	85-91
F25	* ECU	W	109-58
F28	* at SMU	W	69-56
M4	* UConn	W	81-71
American Championship (Orlando)			
M9	vs. UCF	W	84-56
M10	vs. #11/14 Wichita State	W	77-74
M11	vs. #8/8 Cincinnati	L	55-56
NCAA Tournament West Region (Wichita, Kan.)			
M15	vs. rv/rv San Diego State	W	67-65
M17	vs. #7/7 Michigan	L	63-64
<i>Home games played in H&PE Arena on Texas Southern campus</i>			

2003-04 (20-11 • 8-8 Big 12)
 • NIT Second Round

Sooner Invitational (Norman, Okla.)			
N21	Eastern Washington	W	69-59
N22	Oral Roberts	W	84-68
N25	Tulsa	W	81-73
D2	Arkansas-Pine Bluff	W	94-24
Spartan Classic (East Lansing, Mich.)			
D6	vs. #5 Michigan State	W	80-77 (OT)
D11	#16 Purdue	W	47-45
D13	Prairie View A&M	W	83-56
D20	Jackson State	W	68-46
D29	UT Rio Grande Valley	W	72-57
All-College Classic (Oklahoma City)			
J3	vs. Princeton	W	58-55
J11	at #1 UConn	L	59-86
J14	at Oklahoma State	L	56-77
J17	Missouri	L	75-79 (OT)
J19	at #18 Texas Tech	L	47-67
J24	Kansas State	W	61-49
J28	at Baylor	W	78-67
F1	at Nebraska	W	52-50
F4	Iowa State	W	75-48
F8	at #11 Texas	L	37-66
F11	#18 Texas Tech	W	63-48
F14	at Texas A&M	W	78-72
F16	#7 Oklahoma State	L	52-65
F21	#11 Texas	L	63-68
F25	at Colorado	L	87-94
F29	at #20 Kansas	L	58-79
M3	Texas A&M	W	86-60
M6	Baylor	W	46-41
Big 12 Tournament (Dallas)			
M11	vs. Nebraska	W	63-59
M12	vs. #11 Texas	L	63-66
NIT First Round (Norman, Okla.)			
M17	LSU	W	70-61
NIT Second Round (Ann Arbor, Mich.)			
M21	at Michigan	L	52-63

2004-05 (25-8 • 12-4 Big 12)
 • #17/16 Final Rankings
 • NCAA Tournament Second Round (No. 3 seed)

Big 12 Co-Champions			
N20	Cal State Northridge	W	82-72
Great Alaska Shootout (Anchorage, Alaska)			
N25	vs. High Point	W	93-65
N26	vs. #22 Washington	L	91-96
N27	vs. Minnesota	W	67-54
D1	Coppin State	W	67-44
D8	at Purdue	W	66-48
D11	Northern Colorado	W	80-44
Dreyfus Classic (New York)			
D18	vs. #7 Duke	L	67-78
D23	Missouri State	W	61-53
All-College Classic (Oklahoma City)			
D28	vs. Tulsa	W	70-64
D30	Florida A&M	W	104-45
J2	UT Rio Grande Valley	W	94-54
J8	* Colorado	W	85-55
J10	#12 UConn	W	77-65
J15	* at Baylor	W	65-61
J18	* at Texas A&M	W	70-56
J22	* #15 Texas	W	64-60
J24	* #9 Oklahoma State	W	67-57
J29	* at Iowa State	L	66-74
F2	* Texas A&M	W	69-65
F5	* Texas Tech	L	81-88
F7	* at #10 Oklahoma State	L	67-79
F12	* at Missouri	L	65-68 (OT)
F16	* Nebraska	W	83-60
F19	* at Kansas State	W	69-68
F21	* #8 Kansas	W	71-63
F26	* Baylor	W	103-60
F28	* at Texas	W	74-58
M5	* at Texas Tech	W	74-54
Big 12 Tournament (Kansas City, Mo.)			
M11	vs. Missouri	L	83-79
M12	vs. Texas Tech	L	63-69
NCAA Tournament Austin Regional First/Second Rounds (Austin, Ariz.)			
M17	vs. Niagara	W	84-67
M18	vs. #18 Utah	L	58-67

2005-06 (20-9 • 11-5 Big 12)
 • #24/20 Final Rankings
 • NCAA Tournament First Round (No. 6 seed)

N19	Samford	W	68-41
N23	Binghamton	W	88-60
N26	Belmont	W	81-59
N30	at Tulsa	W	62-53
D3	at #4 Villanova	L	74-85
D10	Coppin State	W	57-47
D17	Southern	W	64-58
All-College Classic (Oklahoma City)			
D22	vs. West Virginia	L	68-92
D28	Oral Roberts	W	81-73
D31	Alabama	W	68-56
J3	SMU	W	50-47
J7	at Nebraska	L	58-59

J10	Missouri	L	69-71
J14	at Texas A&M	W	45-44
J21	Texas Tech	W	60-48
J25	at Baylor	W	82-52
J28	#4 Texas	W	82-72
F1	Texas A&M	W	71-63
F5	at Kansas	L	58-59
F8	at Oklahoma State	W	73-65
F11	Baylor	W	80-52
F15	at Colorado	L	75-84
F18	Iowa State	W	83-82
F20	at Texas Tech	W	71-70
F25	Kansas State	W	71-70
F27	Oklahoma State	W	67-66
M5	at #6 Texas	L	48-72
Big 12 Tournament (Dallas)			
M10	vs. Nebraska	L	63-69
NCAA Tournament Minneapolis Regional (Jacksonville, Fla.)			
M16	vs. UW Milwaukee	L	74-82

INDIANA

2006-07 (21-11 • 10-6 Big Ten)
 • NCAA Tournament Second Round (No. 7 seed)

Preseason NIT (Indianapolis - Conseco Fieldhouse)			
N13	vs. Lafayette	W	91-66
N14	vs. Butler	L	55-60
N17	Indiana State	W	73-66
N19	Chicago State	W	90-69
N28	at #11 Duke	L	51-54
D2	Charlotte	W	74-57
D6	Western Illinois	W	92-40
D9	at Kentucky	L	54-59
D17	Southern Illinois	W	57-47
D20	Western Michigan	W	77-69
D22	IUPUI (C)	W	86-57
D30	Ball State	W	71-57
J2	* at #6 Ohio State	L	67-74
J7	* Michigan State	W	73-51
J10	* Purdue	W	85-58
J13	* at Penn State	W	84-74
J20	* Iowa	W	71-64
J23	at UConn	W	77-73
J25	* at Illinois	L	43-51
J27	* Michigan	W	76-61
J31	* #2 Wisconsin	W	71-66
F3	* at Iowa	L	75-81
F12	* Illinois	W	65-61
F15	* at Purdue	L	68-81
F17	* at Michigan	L	55-58
F21	* Minnesota	W	71-59
F24	* at Michigan State	L	58-66
F28	* at Northwestern	W	69-65
M3	* Penn State	W	94-63
Big Ten Tournament (Chicago)			
M9	vs. Illinois	L	54-58
NCAA Tournament West Regional First/Second Rounds (Sacramento, Calif.)			
M15	vs. Gonzaga	W	70-57
M17	vs. #7 UCLA	L	49-54

2007-08 (22-4 • 11-2 Big 10)

N12	Chattanooga	W	99-79
Chicago Invitational Challenge (Bloomington, Ind.)			
N18	vs. Longwood	W	100-49
N20	vs. UNC Wilmington	W	95-71
Chicago Invitational Challenge (Sears Centre - Hoffman Estates, Ill.)			
N23	vs. Illinois State	W	70-57
N24	vs. Xavier	L	65-80
Big Ten-ACC Challenge (Bloomington, Ind.)			
N27	vs. Georgia Tech	W	83-79

D1	at Southern Illinois	W	64-51
D3	Tennessee State	W	84-72
D8	Kentucky	W	70-51
D15	Western Carolina	W	100-52
D22	Coppin State	W	73-46
D29	Chicago State	W	97-59
J2	* at Iowa	W	79-76
J8	* at Michigan	W	78-64
J13	* Illinois	W	62-58
J17	* at Minnesota	W	65-60
J20	* Penn State	W	81-65
J23	* Iowa	W	65-43
J26	UConn	L	63-68
F31	* at #13 Wisconsin	L	49-62
F3	* Northwestern	W	75-63
F7	* at Illinois	W	83-79 (OT)
F10	* at Ohio State	W	59-53
F13	* #15 Wisconsin	L	66-68
F16	* #10 Michigan State	W	80-61
F19	* #14 Purdue	W	77-68

HOUSTON

2014-15 (13-19 • 4-14 American)

N14	at Murray State	W	77-74
N22	Morgan State	W	72-57
N25	at Harvard	L	63-84
D4	UT Rio Grande Valley	W	72-58
D6	Ablene Christian	W	71-59
D16	Houston Baptist	W	83-76
Continental Tire Las Vegas Classic Regional Round (Hoheinz Pavilion)			
D17	Arkansas-Pine Bluff	L	56-61 (OT)
D20	South Carolina State	L	63-71
Continental Tire Las Vegas Classic Championship Round (Orleans Arena, Las Vegas)			
D22	vs. Boise State	L	73-75 (OT)
D23	vs. Texas Tech	W	82-69
D28	Mississippi Valley State	W	80-53
D31	* at Memphis	L	54-73
J4	* at Tulsa	L	54-72
J6	* UCF	L	78-79 (OT)
J11	* Memphis	L	44-62
J14	* at ECU	L	61-66
J17	* Tulane	L	65-68
J21	* at Cincinnati	L	54-67
J24	* at SMU	L	59-80
J28	Rice	W	59-48
F1	* UConn	W	70-68
F5	* Tulsa	L	44-57
F12	* SMU	L	69-75
F15	* at UCF	L	54-56
F17	* at USF	L	67-69
F21	* Cincinnati	L	53-63
F26	* at Temple	L	54-66
M1	* USF	W	72-55
M4	* at Tulane	W	68-63 (OT)
M8	* ECU	W	72-54
American Championship (Hartford, Conn.)			
M12	vs. Tulane	W	66-60
M13	vs. Tulsa	L	51-59

2015-16 (22-10 • 12-6 American)
 • NIT First Round

N18	Prairie View A&M	W	110-69
N21	Florida A&M	W	97-52
N28	ULM	W	76-64
N30	UT Rio Grande Valley	W	78-65
D2	Murray State	W	93-78
D8	at Rhode Island	L	57-67
D13	-/rv LSU	W	105-98 (OT)
Global Sports Classic First/Second Rounds (Hoheinz Pavilion, Houston)			
D16	North Carolina Central	W	73-65

D19	Eastern Illinois	W	81-65
Global Sports Classic Championship Rounds (Cox Pavilion, Las Vegas)			
D21	vs. Grand Canyon	L	69-78
D22	vs. Wyoming	W	94-89 (2OT)
D28	Nicholls State	W	76-49
D30	* at USF	W	73-67
J2	* at Temple	W	77-50
J5	* Tulane	W	63-45
J13	* at -/rv Cincinnati	L	59-70
J17	* UConn	L	57-69
J19	* at #8/- SMU	L	73-77
J23	* USF	L	62-71
J27	* Tulsa	W	81-66
J30	* at ECU	W	97-93 (2OT)
F1	* #12/- SMU	W	71-68
F7	* at Tulsa	L	63-77
F10	* Memphis	W	98-90
F13	* UCF	W	82-58
F17	* at Tulane	W	82-69
F21	* Temple	L	66-69
F24	* at UCF	W	88-61
F28	* at rv/- UConn	W	75-68
M3	* rv/- Cincinnati	W	69-56
American Championship (Orlando)			
M11	vs. Tulane	L	69-72
NIT First Round (Atlanta)			
M16	at Georgia Tech	L	62-81

2016-17 (21-11 • 12-6 American)
 • NIT First Round

N11	Morgan State	W	93-52
Gulf Coast Showcase (Estero, Fla.)			
N21	vs. George Mason	W	93-56
N22	vs. South Dakota	W	85-58
N23	vs. Vermont	W	72-71
N26	Cornell	W	83-53
N29	at LSU	L	65-84
D3	Prairie View A&M	W	105-61
D6	at -/rv Arkansas	L	72-84
D10	-/rv Rhode Island	W	82-77
D17	UT Rio Grande Valley	W	83-58
D21	Liberty	W	77-54
D23	Harvard	L	56-57
D28	* at UConn (Hartford, Conn.)	W	62-46
D31	* at USF	W	70-56
J4	* Tulsa	W	64-61
J7	* #22/22 Cincinnati	L	58-67
J11	* at ECU	W	74-58
J14	* at UCF	L	70-77
J19	* Memphis	L	67-70 (OT)
J21	* at rv/rv SMU	L	64-85
J24	* Tulane	W	65-51
J28	* Temple	W	79-66
F1	* UCF	W	82-64
F8	* at Tulane	W	91-62
F11	* at Tulsa	W	73-64
F18	* #19/23 SMU	L	66-76
F22	* UConn	W	75-70
F26	* at Memphis	W	72-71
M2	* at #18/20 Cincinnati	L	47-65
M5	* ECU	W	73-51
American Championship (Hartford, Conn.)			



KELVIN SAMPSON YEAR-by-YEAR



COACHES & STAFF

2019-20 (23-8 • 13-5 American) • #22/23 Final Rankings • The American Champions

D8	at Oklahoma State	W	63-53
N12	Alabama State	W	84-56
N15	BYU	L	71-72
N19	at Rice	W	97-89
N22	at #11/11 Oregon	L	66-78
N26	Houston Baptist	W	112-73
D4	Texas State	W	68-60
<i>American/SEC Alliance (Columbia, S.C.)</i>			
D8	at South Carolina	W	75-56
D11	UT Arlington	W	71-63
D15	Oklahoma State	L	55-61
D19	UTEP	W	77-57
<i>Hawaiian Airlines Diamond Head Classic (Honolulu)</i>			
D22	vs. Portland	W	81-56
D23	vs. Georgia Tech	W	70-59
D25	vs. #21/20 Washington	W	75-71
J3	* UCF	W	78-63
J7	* at Temple	W	78-74
J11	* at Tulsa	L	61-63
J15	* SMU	W	71-62
J18	* at #16/16 Wichita State	W	65-54
J23	* UConn	W	63-59
J26	* USF	W	68-49
J29	* at ECU	W	69-59
F1	* at Cincinnati	L	62-64
F6	* Tulane	W	75-62
F9	* rv/rv Wichita State	W	76-43
F12	* at USF	W	62-58
F15	* at SMU	L	72-73 (OT)
F19	* rv/- Tulsa	W	76-43
F22	* at Memphis	L	59-60
M1	* Cincinnati	W	68-55
M5	* at UConn	L	71-77
M8	* Memphis	W	64-57

Remainder of season canceled due to COVID-19 (coronavirus) pandemic

2020-21 (28-4 • 14-3 American) • #6/3 Final Rankings • NCAA Tournament Final Four (No. 2 seed)

• NCAA Tournament Midwest Regional Champions			
• The American Tournament Champions			
• John McLendon National Coach of the Year			
N25	Lamar	W	89-45
<i>Southwest Showcase (Fertitta Center)</i>			
N27	Boise State	W	68-58
<i>Southwest Showcase (Dickies Arena; Fort Worth, Texas)</i>			
N29	#14/13 Texas Tech	W	64-53
D5	South Carolina	W	77-67
D9	Sam Houston State	Canceled	
D12	Rice	Canceled	
D15	* UCF	Canceled	
D19	at rv/rv Alabama	Canceled	
D20	Alcorn State	W	88-55
D22	* Temple	W	76-50
D26	* at rv/rv UCF	W	63-54
D29	* at Tulsa	L	64-65
J3	at rv/rv SMU	W	74-60
J6	* Wichita State	W	70-63
J9	* Tulane	W	71-50
J14	* at USF	Canceled	
J17	* UCF	W	75-58
J20	-/rv Tulsa	W	86-59
J23	* at Temple	W	86-51
J28	* at Tulane	W	83-60
J31	* SMU	W	70-48
F3	* at East Carolina	L	73-82

F6	Our Lady of the Lake	W	112-46
F10	* at USF	W	82-65
F14	* Memphis	Canceled	
F17	* East Carolina	Canceled	
F18	* at Wichita State	L	63-68
F21	* Cincinnati	W	90-52
F25	* rv/- WKU	W	81-57
F28	* USF	W	98-52
M7	* Memphis	W	67-64
<i>American Athletic Conference Championship (Dickies Arena - Fort Worth, Texas)</i>			
M12	vs. (10) Tulane	W	77-52
M13	vs. (3) Memphis	W	76-74
M14	vs. (5) Cincinnati	W	91-54

<i>NCAA Tournament First Round (Skjold Assembly Hall - Bloomington, Ind.)</i>			
M19	vs. (15) Cleveland State	W	87-56
<i>NCAA Tournament Second Round (Lucas Oil Stadium - Unity Court - Indianapolis)</i>			
M21	vs. (10) Rutgers	W	63-60
<i>NCAA Tournament Regional Sweet 16 (Hinkle Fieldhouse - Indianapolis)</i>			
M27	vs. (11) Syracuse	W	62-46
<i>NCAA Tournament Regional Elite Eight (Lucas Oil Stadium - Equality Court - Indianapolis)</i>			
M29	vs. (12) Oregon State	W	67-61
<i>NCAA Tournament Final Four (Lucas Oil Stadium - Equality Court - Indianapolis)</i>			
A3	vs. #3/3 (1) Baylor	L	59-78

2021-22 (32-6 • 15-3 American) • #15/7 Final Rankings • NCAA Tournament Elite Eight (No. 5 seed)

• The American Champions			
• The American Tournament Champions			
• CBS Sports National Coach of the Year			
• Ben Jobe Award			
• The American Coach of the Year			
• NABC District 24 Coach of the Year			
D8	at Oklahoma State	W	63-53
N9	Hofstra	W	83-75 (OT)
N12	Rice	W	79-46
N16	rv/#25 Virginia	W	67-47
<i>Maui Jim Maui Invitational (Las Vegas)</i>			
N22	vs. Butler	W	70-52
N23	vs. Wisconsin	L	63-65
N24	vs. rv/#23 Oregon	W	78-49
N30	Northwestern State	W	99-58
D3	Bryant	W	111-44
D6	Alcorn State	W	77-45
D11	at #9/9 Alabama	L	82-83
D14	Louisiana	W	71-56
<i>Hoop Hype XI College Basketball Showcase (Dickies Arena - Fort Worth, Texas)</i>			
D18	vs. Oklahoma State	W	72-61
D22	Texas State	W	80-47
J2	* at Temple	W	66-61
J5	* at South Florida	W	83-66
J8	* Wichita State	W	76-66
J15	* at Tulsa	W	66-64
J18	* South Florida	W	74-55
J22	* East Carolina	W	79-36
J29	* at UCF	W	63-49
F2	* Tulane	W	73-62
F6	* at Cincinnati	W	80-58
F9	* at -/rv SMU	L	83-85
F12	* Memphis	L	59-69
F17	* UCF	W	70-52
F20	* at Wichita State	W	76-74 (2OT)
F23	* at Tulane	W	81-67
F27	* SMU	W	75-61
M1	* Cincinnati	W	71-53
M3	* Temple	W	84-46

M6	* at Memphis	L	61-75
<i>The American Championship Quarterfinals (Dickies Arena - Fort Worth, Texas)</i>			
M11	vs. Cincinnati	W	69-56
M12	vs. Tulane	W	86-66
M13	vs. Memphis	W	71-53
<i>NCAA Tournament South Region First/Second Rounds (PPG Paints Arena - Pittsburgh)</i>			
M18	vs. UAB	W	82-68
M20	vs. #19/16 Illinois	W	68-53
<i>NCAA Tournament South Region Regional Rounds (AT&T Center - San Antonio, Texas)</i>			
M24	vs. #2/2 Arizona	W	72-60
M26	vs. #6/5 Villanova	L	44-50

Home games played in Fertitta Center on UH campus



KELVIN SAMPSON vs. OPPONENTS

Team	Overall	Houston	Indiana	Oklahoma	Washington State	Montana Tech
Ablene Christian	1-0	1-0	---	---	---	---
Akron	0-1	0-1	---	---	---	---
Alabama	3-4	0-1	---	2-1	1-2	---
Alabama A&M	1-0	1-0	---	---	---	---
Alabama State	2-0	1-0	---	1-0	---	---
Alberia	2-0	---	---	---	2-0	---
Alberia	1-0	---	---	---	---	1-0
Alcorn State	4-0	2-0	---	1-0	1-0	---
American-Puerto Rico	1-0	---	---	1-0	---	---
Appalachian State	0-1	---	---	---	0-1	---
Arizona	3-15	1-0	---	2-0	0-15	---
Arizona State	8-6	---	---	---	8-6	---
Arkansas	4-2	0-1	---	4-1	---	---
Arkansas State	1-0	---	---	1-0	---	---
Arkansas-Pine Bluff	2-1	0-1	---	2-0	---	---
Azusa Pacific	1-0	---	---	---	1-0	---
Ball State	1-0	---	1-0	---	---	---
Baylor	22-1	0-1	---	22-0	---	---
Belmont	1-0	---	---	1-0	---	---
Bethune-Cookman	1-0	---	---	1-0	---	---
Binghamton	1-0	---	---	1-0	---	---
Boise State	1-1	1-1	---	---	---	---
Boston	1-0	---	---	1-0	---	---
Bryant	1-0	1-0	---	---	---	---
Butler	2-2	1-0	---	---	---	---
BYU	1-2	1-1	---	---	---	---
BYU-Hawai'i	2-0	---	---	---	0-1	---
Boston College	0-1	---	---	---	0-1	---
Cal State Northridge	2-0	---	---	1-0	1-0	---
Calgary	0-2	---	---	---	---	0-2
California	9-7	---	---	2-0	7-7	---
Carroll College	9-5	---	---	---	---	8-4
Centenary	1-1	---	---	1-0	0-1	---
Central Connecticut State	2-1	---	---	1-0	1-0	---
Central Michigan	1-0	---	---	1-0	---	---
Chadron State	1-0	---	---	---	---	1-0
Charlotte	2-0	---	1-0	1-0	---	---
Chattanooga	1-0	---	1-0	---	---	---
Chicago State	2-0	---	2-0	---	---	---
Cincinnati	10-11	10-9	---	0-2	---	---
Cleveland State	1-0	1-0	1-0	---	---	---
College of Idaho	3-3	---	---	---	---	3-3
Colorado	4-3	---	---	14-3	---	---
Coppin State	11-0	1-0	1-0	8-0	1-0	---
Cornell	1-0	1-0	---	---	---	---
Delaware State	2-0	---	---	1-0	1-0	---
Drexel	1-1	0-1	---	1-0	---	---
Duke	0-2	---	0-1	0-1	---	---
East Carolina	10-2	10-2	---	---	---	---
Eastern Kentucky	1-0	---	---	---	1-0	---
Eastern Illinois	2-0	2-0	---	1-0	---	---
Eastern Michigan	1-0	---	---	---	1-0	---
Eastern Oregon State	3-0	---	---	---	3-0	---
Eastern Washington	6-0	---	---	1-0	5-0	---
Fairfield	1-0	1-0	---	---	---	---
Florida	0-1	---	---	0-1	---	---
Florida A&M	3-0	1-0	---	1-0	1-0	---
Florida Atlantic	1-0	---	---	1-0	---	---
Fresno State	1-1	---	---	---	1-1	---
George Mason	1-0	1-0	---	---	---	---
George Washington	1-0	---	---	1-0	---	---
Georgia Southern	1-0	---	---	1-0	---	---
Georgia State	2-0	1-0	---	1-0	---	---
Georgia Tech	2-3	1-1	1-0	0-2	---	---
Gonzaga	1-1	---	1-0	---	0-1	---
Grand Canyon	0-1	0-1	---	---	---	---
Great Falls	7-10	---	---	---	---	6-8
Hartford	1-0	---	---	1-0	---	---
Harvard	0-2	0-2	---	---	---	---
Hawaii	1-0	---	---	1-0	---	---
Hawaii-Hilo	1-0	---	---	1-0	---	---
Hawaii-Pacific	1-0	---	---	---	1-0	---
High Point	2-0	---	---	2-0	---	---
Hofstra	1-0	1-0	---	---	---	---
Houston Baptist	2-0	2-0	---	---	---	---
Idaho	3-5	---	---	---	3-5	---
Illinois	4-2	1-0	3-2	---	---	---
Illinois State	1-0	---	1-0	---	---	---
Illinois-Chicago	1-0	---	---	1-0	---	---
Indiana	0-4	---	---	0-2	0-2	---
Indiana State	2-1	---	1-0	0-1	1-0	---
Iowa	3-1	---	3-1	---	---	---
Iowa State	9-6	---	---	9-6	---	---
IUPUI	1-0	---	1-0	---	---	---
Jackson State	5-0	---	---	4-0	1-0	---
Jamestown	1-0	---	---	---	---	1-0
Kansas	6-11	---	---	6-11	---	---
Kansas State	11-4	---	---	11-4	---	---
Kent State	0-0	---	---	---	---	---
Kentucky	1-2	0-1	1-1	---	---	---
La Salle	1-0	---	---	1-0	---	---
Lafayette	1-0	---	1-0	---	---	---
Lake Region College	1-0	---	---	---	---	1-0
Lamar	3-0	2-0	---	1-0	---	---
Lethbridge	5-0	---	---	---	---	5-0
Lewis-Clark State	0-2	---	---	---	---	0-2
Liberty	2-0	2-0	---	---	---	---
Longwood	1-0	---	1-0	---	---	---
Louisiana	2-0	1-0	---	---	1-0	---
Louisiana Tech	1-0	---	---	1-0	---	---
LSU	3-2	2-2	---	---	1-0	---
Manhattan	0-1	---	---	0-1	---	---
Marquette	1-0	---	---	---	1-0	---
Mary College	2-1	---	---	---	---	2-1
Maryland	1-1	---	---	1-1	---	---
McNeese	1-0	1-0	---	0-2	---	---
Memphis	7-9	7-7	---	---	---	---
Mesa State	0-1	---	---	---	---	0-1
Michigan	2-3	0-1	2-1	0-1	---	---
Michigan State	5-4	---	2-1	2-2	1-1	---
Minnesota	4-0	---	2-0	1-0	1-0	---
Minot State	2-0	---	---	---	---	2-0
Mississippi	1-2	---	---	1-2	---	---
Mississippi State	0-3	---	---	0-3	---	---
Mississippi Valley State	1-0	1-0	---	---	---	---
Missouri	13-9	---	---	13-9	---	---
Missouri State	1-0	---	---	1-0	---	---
Monmouth	1-0	---	---	---	1-0	---
Montana State	2-0	---	---	2-0	---	---
Morgan State	2-0	2-0	---	---	---	---
Mount St. Mary's	2-0	---	---	2-0	---	---
Murray State	2-1	2-0	---	0-1	---	---
NC State	0-1	---	---	0-1	---	---
Nebraska	11-5	---	---	11-5	---	---
Nebraska Wesleyan	1-0	---	---	---	---	1-0

Team	Overall	Houston	Indiana	Oklahoma	Washington State	Montana Tech
New Mexico	0-1	---	---	---	0-1	---
New Mexico Highlands	1-0	---	---	---	---	1-0
New Orleans	1-0	1-0	---	---	---	---
Niagara	1-0	---	---	1-0	---	---
Nicolis	4-0	1-0	---	3-0	---	---
NJIT	1-0	---	---	---	---	---
North Carolina A&T	0-0	---	---	---	---	---
North Carolina Central	1-0	1-0	---	---	---	---
North Florida	0-0	---	---	---	---	---
North Texas	2-0	---	---	2-0	---	---
Norfolk State	0-0	---	---	---	---	---
Northern Colorado	1-0	---	---	1-0	---	---
Northern Montana	8-8	---	---	---	---	8-5
Northern State	0-2	---	---	---	---	0-2
Northwest Nazarene	3-3	---	---	---	---	3-3
Northwestern	2-0	---	2-0	---	---	---
Northwestern State	3-0	2-0	---	1-0	---	---
Ohio	1-0	---	---	---	1-0	---
Ohio State	2-1	1-0	1-1	---	---	---
Oklahoma Baptist	1-0	---	---	---	1-0	---
Oklahoma State	14-15	2-1	---	12-14	---	---
Oral Roberts	7-0	---	---	6-0	1-0	---
Oregon	9-9	2-1	---	6-0	7-8	---
Oregon State	9-8	1-0	---	1-0	7-8	---
Oregon Tech	1-0	---	---	---	---	1-0
Our Lady of the Lake	1-0	1-0	---	---	---	---
Penn State	3-0	---	3-0	---	---	---
Pittsburg State	1-0	---	---	---	1-0	---
Portland	2-1	1-0	---	---	1-1	---
Prairie View A&M	6-0	3-0	---	2-0	1-0	---
Princeton	3-0	---	---	2-0	1-0	---
Providence	1-0	1-0	---	---	---	---
Purdue	6-2	---	2-1	4-1	---	---
Regina	1-0	---	---	---	---	1-0
Rhode Island	1-1	1-1	---	---	---	---
Rice	4-0	4-0	---	---	---	---
Rocky Mountain	6-10	---	---	---	---	6-7
Rutgers	1-0	1-0	---	---	---	---
Sacramento State	3-0	---	---	---	3-0	---
Saint Joseph's	0-0	---	---	---	---	---
Saint Louis	2-0	2-0	---	---	---	---
Saint Mary's (Calif.)	0-0	---	---	---	---	---
Sam Houston State	2-0	---	---	2-0	---	---
Samford	1-0	---	---	1-0	---	---
San Diego	1-0	---	---	1-0	---	---
San Diego State	2-0	1-0	---	---	1-0	---
San Francisco State	1-0	---	---	---	1-0	---
San Jose State	1-1	---	---	---	1-1	---
Seattle	2-0	---	---	---	1-0	1-0
Simon Fraser	1-0	---	---	---	1-0	---
SMU	13-7	9-7	---	4-0	---	---
South Carolina	2-0	2-0	---	---	---	---
South Carolina State	1-1	0-1	---	1-0	---	---
South Dakota	1-0	1-0	---	---	---	---
South Florida	13-2	13-2	---	---	---	---
Southeast Missouri State	1-0	---	---	1-0	---	---
Southern	1-0	---	---	1-0	---	---
Southern Alberta Tech	3-0	---	---	---	---	3-0
Southern Illinois	2-0	---	2-0	---	---	---
Southern Utah	1-0	---	---	---	1-0	---
St. Bonaventure	1-0	---	---	1-0	---	---
Stanford	6-9	---	---	---	0-1	6-8
Stephen F. Austin	1-0	---	---	---	0-1	---
Syracuse	1-1	1-0	---	0-1	---	---
Temple	10-4	10-3	---	0-1	---	---
Tennessee	0-1	---	---	---	0-1	---
Tennessee State	1-0	---	1-0	---	---	---
Texas	18-9	---	---	18-9	---	---
Texas A&M	20-1	---	---	20-1	---	1-0
Texas Southern	3-0	---	---	2-0	1-0	---
Texas State	4-1	2-0	---	2-0	---	---
Texas Tech	18-7	2-0	---	16-7	---	---
Trinity Western	1-0	---	---	---	---	1-0
Tulane	16-3	15-3	---	1-0	---	---
Tulsa	13-7	9-6	---	4-1	---	---
UAB	1-0	1-0	---	---	---	---
UALR	1-0	---	---	1-0	---	---
UC Irvine	3-0	---	---	3-0	---	---
UC San Diego	1-0	---	---	---	---	1-0
UCF	11-4	11-4	---	---	---	---
UCLA	2-4	---	0-1	---	2-13	---
UConn	12-5	8-3	1-1	3-1	---	---
UIW	1-0	1-0	---	---	---	---
ULM	3-0	1-0	---	2-0	---	---
UNC Asheville	1-0	---	---	1-0	---	---
UNC Wilmington	1-0	---	1-0	---	---	---
USC	6-9	---	---	---	6-9	---
UT Arlington	2-0	1-0	---	1-0	---	---
UT Rio Grande Valley	6-0	4-0	---	2-0	---	---
Utah	0-1	---	---	0-1	---	---
Utah State	1-0	1-0	---	---	---	---
UTEP	1-0	1-0	---	---	---	---
UTSA	1-0	---	---	1-0	---	---
Valley City State	1-0	---	---	---	---	1-0
Vermont	1-0	---	---	---	---	---
Villanova	0-2	0-1	---	0-1	---	---
Virginia	1-0	1-0	---	---	---	---
Wake Forest	1-0	---	---	---	---	---
Warner Pacific	1-0	---	---	---	---	1-0
Washington	8-8	---	---	0-1	7-7	---
West Virginia	0-1	---	---	0-1	---	---
Western Carolina	2-0	---	1-0	1-0	---	---
Western Illinois	2-0	---	1-0	1-0	---	---
Western Montana	12-5	---	---	---	---	12-2
Western Michigan	1-0	---	1-0	---	---	---
Western New Mexico	0-1	---	---	---	---	0-1
Whitman College of Walla Walla	0-1	---	---	---	---	0-1
Whitworth	0-2	---	---	---	---	0-1
Wichita State	8-2	8-2	---	---	---	---
Winthrop	1-0	---	---	1-0	---	---
Wisconsin	3-5	0-1	1-2	0-1	2-1	---
Wisconsin-Milwaukee	0-1	---	---			



KELVIN SAMPSON • NCAA TOURNAMENT HISTORY

HOUSTON

2022 • ELITE EIGHT

South Region • First/Second Rounds • No. 5 Seed
PPG Paints Arena • Pittsburgh

Table with 3 columns: Date, Score, Opponent. Rows for March 18 and March 20.

South Regional • PPG Paints Arena • Pittsburgh

Table with 3 columns: Date, Score, Opponent. Rows for March 24 and March 26.

2021 • NCAA FINAL FOUR

Midwest Region • First Round • No. 2 Seed
Simon Skjoldt Assemby Hall • Bloomington, Ind.

Table with 3 columns: Date, Score, Opponent. Row for March 19.

Round • Lucas Oil Stadium – Unity Court • Indianapolis

Table with 3 columns: Date, Score, Opponent. Row for March 21.

Sweet 16 • Hinkle Fieldhouse • Indianapolis

Table with 3 columns: Date, Score, Opponent. Row for March 27.

Eight • Lucas Oil Stadium – Equality Court • Indianapolis

Table with 3 columns: Date, Score, Opponent. Row for March 29.

Final Four • Lucas Oil Stadium – Unity Court • Indianapolis

Table with 3 columns: Date, Score, Opponent. Row for April 3.

2020

Region Unknown • First/Second Rounds • Seed Unknown
Venue Unknown • City Unknown

Canceled due to COVID-19 pandemic

2019 • SWEET 16

Midwest Region • First/Second Rounds • No. 3 Seed
BOK Center • Tulsa, Okla.

Table with 3 columns: Date, Score, Opponent. Rows for March 22 and March 24.

Midwest Regional • Sweet 16 • Sprint Center • Kansas City, Mo.

Table with 3 columns: Date, Score, Opponent. Row for March 29.

2018 • NCAA SECOND ROUND

West Region • First/Second Rounds • No. 6 Seed
Intrust Bank Arena • Wichita, Kan.

Table with 3 columns: Date, Score, Opponent. Rows for March 15 and March 17.

INDIANA

2007 • NCAA SECOND ROUND

West Region • First/Second Rounds • No. 7 Seed
ARCO Arena • Sacramento, Calif.

Table with 3 columns: Date, Score, Opponent. Rows for March 15 and March 17.

OKLAHOMA

2006 • NCAA FIRST ROUND

Minneapolis Regional • First Round • No. 6 Seed
Jacksonville Veterans Memorial Arena
Jacksonville, Fla.

Table with 3 columns: Date, Score, Opponent. Row for March 16.

2005 • NCAA SECOND ROUND

Austin Regional • First/Second Rounds • No. 3 Seed
McKale Center • Tucson, Ariz.

Table with 3 columns: Date, Score, Opponent. Rows for March 17 and March 19.

2003 • NCAA ELITE EIGHT

East Region • First/Second Rounds • No. 1 Seed
Ford Center • Oklahoma City

Table with 3 columns: Date, Score, Opponent. Rows for March 20 and March 22.

East Region • Sweet 16 / Elite Eight
Pepsi Arena • Albany, N.Y.

Table with 3 columns: Date, Score, Opponent. Rows for March 28 and March 30.

2002 • NCAA FINAL FOUR

West Region • First/Second Rounds • No. 2 Seed
American Airlines Center • Dallas

Table with 3 columns: Date, Score, Opponent. Rows for March 14 and March 16.

West Region • Sweet 16 / Elite Eight
Compaq Center • San Jose, Calif.

Table with 3 columns: Date, Score, Opponent. Rows for March 21 and March 23.

NCAA Final Four

Georgia Dome • Atlanta

Table with 3 columns: Date, Score, Opponent. Row for March 30.

2001 • NCAA FIRST ROUND

South Region • First Round • No. 4 Seed
The Pyramid • Memphis, Tenn.

Table with 3 columns: Date, Score, Opponent. Row for March 16.

2000 • NCAA SECOND ROUND

West Region • First/Second Round • No. 3 Seed
McKale Center • Tucson, Ariz.

Table with 3 columns: Date, Score, Opponent. Rows for March 16 and March 18.

1999 • NCAA SWEET 16

Midwest Region • First/Second Rounds • No. 13 Seed
Bradley Center • Milwaukee

Table with 3 columns: Date, Score, Opponent. Rows for March 12 and March 14.

Midwest Region • Sweet 16

Trans World Dome • St. Louis

Table with 3 columns: Date, Score, Opponent. Row for March 19.

1998 • NCAA FIRST ROUND

East Region • First Round • No. 10 Seed
MCI Center • Washington, D.C.

Table with 3 columns: Date, Score, Opponent. Row for March 15.

1997 • NCAA FIRST ROUND

West Region • First Round • No. 11 Seed
McKale Center • Tucson, Ariz.

Table with 3 columns: Date, Score, Opponent. Row for March 14.

1996 • NCAA FIRST ROUND

Southeast Region • First Round • No. 10 Seed
Orlando Arena • Orlando

Table with 3 columns: Date, Score, Opponent. Row for March 15.

1995 • NCAA FIRST ROUND

Southeast Region • First Round • No. 4 Seed
The Pyramid • Memphis, Tenn.

Table with 3 columns: Date, Score, Opponent. Row for March 16.

WASHINGTON STATE

1994 • NCAA FIRST ROUND

East Region • First Round • No. 8 seed
USAir Arena • Landover, Md.

Table with 3 columns: Date, Score, Opponent. Row for March 18.

SAMPSON by SEEDING

Table with columns: Team, Record, Pct., Stk., WSU, OU, IU, UH, Last. Rows for No. 1 through No. 13 and Totals.

SAMPSON vs. SEEDING

Table with columns: Team, Record, Pct., Stk., WSU, OU, IU, UH, Last. Rows for No. 1 through No. 16 and Totals.

SAMPSON vs. OPPONENTS

Table with columns: Opponent, W-L, Pct., WSU, OU, IU, UH, Last. Rows for various opponents and Totals.

COACHES & STAFF

KELVIN SAMPSON in NCAA RECORDS BOOK



2018-19
American Athletic Conference
Regular Season



2020-21
American Athletic Conference
Tournament



2021
NCAA Tournament
Final Four
Midwest Regional
Championship



2021-22
American Athletic Conference
Regular Season



2021-22
American Athletic Conference
Tournament

COACHES who LED THREE SCHOOLS to NCAA FINAL FOUR (2)

Coach	1st School	2nd School	3rd School
Rick Pitino	Providence	Kentucky	Louisville
John Calipari	UMass	Memphis	Kentucky

COACHES who LED TWO SCHOOLS to NCAA FINAL FOUR (14)

Coach	1st School	2nd School
Kelvin Sampson	Oklahoma	Houston
Forddy Anderson	Bradley	Michigan State
Gene Bartow	Memphis	UCLA
Larry Brown	UCLA	Kansas
Hugh Durham	Florida State	Georgia
Jack Gardner	Kansas State	Utah
Lou Henson	New Mexico State	Illinois
Bob Huggins	Cincinnati	West Virginia
Lon Kruger	Florida	Oklahoma
Frank McGuire	St. John's	North Carolina
Lute Olson	Iowa	Arizona
Lee Rose	Charlotte	Purdue
Eddie Sutton	Arkansas	Oklahoma State
Roy Williams	Kansas	North Carolina

COACHES who LED FIVE SCHOOLS to NCAA TOURNAMENT WINS (1)

Coach	1st School	2nd School	3rd School	4th School	5th School
Lon Kruger	Kansas State	Florida	Illinois	UNLV	Oklahoma

COACHES who LED FOUR SCHOOLS to NCAA TOURNAMENT WINS (3)

Coach	1st School	2nd School	3rd School	4th School
Steve Alford	Missouri State	Iowa	New Mexico	UCLA
Eddie Sutton	Creighton	Arkansas	Kentucky	Oklahoma State
Tubby Smith	Tulsa	Georgia	Kentucky	Minnesota

COACHES who LED THREE SCHOOLS to NCAA TOURNAMENT WINS (6)

Coach	1st School	2nd School	3rd School
Kelvin Sampson	Oklahoma	Indiana	Houston
Rick Barnes	Clemson	Texas	Tennessee
John Beilein	Richmond	West Virginia	Michigan
Lefty Driesell	Davidson	Maryland	Georgia State
Jim Harrick	Pepperdine	UCLA	Rhode Island
Rick Pitino	Providence	Kentucky	Louisville



YEARS BETWEEN FINAL FOUR APPEARANCES

Italics indicate first two Final Fours of respective head coach's career

Rk.	Yrs.	Coach	Year – School	Years – School
1.	36	Ray Meyer	1943 – DePaul	1979 – DePaul
2.	22	Lon Kruger	1994 – Florida	2016 – Oklahoma
3.	19	Kelvin Sampson	2002 – Oklahoma	2021 – Houston
		Lou Henson	1980 – New Mexico State	1989 – Illinois
5.	18	Bob Huggins	1992 – Cincinnati	2010 – West Virginia
6.	17	Eddie Sutton	1978 – Arkansas	1995 – Oklahoma State
7.	14	Guy V. Lewis	1968 – Houston	1982 – Houston
		Slats Gill	1949 – Oregon State	1963 – Oregon State
9.	13	Branch McCracken	1940 – Indiana	1953 – Indiana
10.	12	John Calipari	1996 – UMass	2008 – Memphis
		Phog Allen	1940 – Kansas	1952 – Kansas
11.	11	Hugh Durham	1972 – Florida State	1983 – Georgia
12.	10	Jim Boeheim	1993 – Syracuse	2013 – Syracuse
		Jerry Tarkanian	1977 – UNLV	1987 – UNLV
		Jack Gardner	1951 – Kansas State	1961 – Utah
15.	9	Eddie Sutton	1995 – Oklahoma State	2004 – Oklahoma State
		Roy Williams	1993 – Kansas	2002 – Kansas
		Jim Boeheim	1987 – Syracuse	1996 – Syracuse
		Dean Smith	1982 – North Carolina	1991 – North Carolina
19.	8	Rick Pitino	1997 – Kentucky	2005 – Louisville
		Lute Olson	1980 – Iowa	1988 – Arizona
		Adolph Rupp	1958 – Kentucky	1966 – Kentucky
		Bruce Drake	1938 – Oklahoma	1947 – Oklahoma

COACHES who LED FIVE SCHOOLS to NCAA TOURNAMENT (3)

Coach	1st School	2nd School	3rd School	4th School	5th School
Lon Kruger	Kansas State	Florida	Illinois	UNLV	Oklahoma
Rick Pitino	Boston Univ.	Providence	Kentucky	Louisville	Iona
Tubby Smith	Tulsa	Georgia	Kentucky	Minnesota	Texas Tech

COACHES who LED FOUR SCHOOLS to NCAA TOURNAMENT (12)

Coach	1st School	2nd School	3rd School	4th School
Kelvin Sampson	Washington State	Oklahoma	Indiana	Houston
Steve Alford	Missouri State	Iowa	New Mexico	UCLA
Rick Barnes	Providence	Clemson	Texas	Tennessee
John Beilein	Canisius	Richmond	West Virginia	Michigan
Lefty Driesell	Davidson	Maryland	James Madison	Georgia State
Cliff Ellis	South Alabama	Clemson	Auburn	Coastal Carolina
Larry Eustachy	Utah State	Iowa State	Southern Miss	Colorado State
Jim Harrick	Pepperdine	UCLA	Rhode Island	Georgia
Ben Howland	Northern Arizona	Pittsburgh	UCLA	Mississippi State
Fran McCaffery	Lehigh	UNC Greensboro	Siena	Iowa
Tom Penders	Rhode Island	Texas	George Washington	Houston
Eddie Sutton	Creighton	Arkansas	Kentucky	Oklahoma State

KELVIN SAMPSON in NCAA RECORDS BOOK

MOST VICTORIES
among ACTIVE NCAA DIVISION I COACHES
entering 2022-23 season

Rk.	Wins	Coach	School(s)	Years
1.	998	Jim Boeheim	Syracuse	1977 –
2.	916	Bob Huggins	Walsh, Akron, Cincinnati, Kansas State, West Virginia	1981 –
3.	817	Cliff Ellis	South Alabama, Clemson, Auburn, Coastal Carolina	1976 –
4.	768	John Calipari	UMass, Memphis, Kentucky	1989 –
5.	763	Bill Self	Tulsa, Illinois, Kansas	1999 –
6.	754	Rick Barnes	George Mason, Providence, Clemson, Texas, Tennessee	1988 –
7.	710	Dana Altman	Marshall, Kansas State, Creighton, Oregon	1990 –
8.	699	Kelvin Sampson	Montana Tech, Washington State, Oklahoma, Indiana, Houston	1982 –
9.	696	Jim Larranaga	American International, Bowling Green, George Mason, Miami (Fla.)	1978 –
10.	684	Rick Pitino	Iona, Louisville, Kentucky, Providence, Boston, Hawai'i	1975 –
11.	666	Tom Izzo	Michigan State	1996 –
12.	662	Greg Kampe	Oakland	1985 –
13.	658	Mark Few	Gonzaga	2000 –
14.	635	Steve Alford	Manchester, Missouri State, Iowa New Mexico, UCLA, Nevada	1992 –
15.	614	Bruce Pearl	Southern Indiana, Auburn, Milwaukee, Tennessee	1993 –
16.	596	Leonard Hamilton	Oklahoma State, Miami (Fla.), Florida State	1987 –
17.	571	Mike Brey	Delaware, Notre Dame	1996 –
18.	538	Jeff Jones	Virginia, American, Old Dominion	1990 –



MOST GAMES
among ACTIVE NCAA DIVISION I COACHES
entering 2022-23 season

Rk.	No.	Coach	School(s)	Years
1.	1,424	Jim Boeheim	Syracuse	1977 –
2.	1,357	Cliff Ellis	South Alabama, Clemson, Auburn, Coastal Carolina	1976 –
3.	1,315	Bob Huggins	Walsh, Akron, Cincinnati, Kansas State, West Virginia	1981 –
4.	1,171	Jim Larranaga	American International, Bowling Green, George Mason, Miami (Fla.)	1978 –
5.	1,168	Greg Kampe	Oakland	1985 –
6.	1,149	Rick Barnes	George Mason, Providence, Clemson, Tennessee	1988 –
7.	1,078	Dana Altman	Marshall, Kansas State, Creighton, Oregon	1990 –
8.	1,047	Leonard Hamilton	Oklahoma State, Miami (Fla.), Florida State	1987 –
9.	1,039	Kelvin Sampson	Montana Tech, Washington State, Oklahoma, Indiana, Houston	1982 –
10.	1,007	John Calapari	UMass, Memphis, Kentucky	1989 –
**	992	Bill Self	Tulsa, Illinois, Kansas	1999 –
**	966	Rick Pitino	Iona, Louisville, Kentucky, Providence, Boston, Hawai'i	

MOST YEARS
among ACTIVE NCAA DIVISION I COACHES
entering 2022-23 season

Rk.	Years	Coach	School(s)	Years
1.	46	Jim Boeheim	Syracuse	1977 –
2.	44	Cliff Ellis	South Alabama, Clemson, Auburn, Coastal Carolina	1976 –
3.	40	Bob Huggins	Walsh, Akron, Cincinnati, Kansas State, West Virginia	1981 –
t4.	38	Jim Larranaga	American International, Bowling Green, George Mason, Miami (Fla.)	1978 –
t4.	38	Greg Kampe	Oakland	1985 –
t6.	35	Rick Barnes	George Mason, Providence, Clemson, Texas, Tennessee	1988 –
t6.	35	Rick Pitino	Hawai'i, Boston, Providence, Kentucky, Louisville, Iona	1975 –
8.	34	Leonard Hamilton	Oklahoma State, Miami (Fla.), Florida State	1987 –
t9.	33	Kelvin Sampson	Montana Tech, Washington State, Oklahoma, Indiana, Houston	1982 –
t9.	33	Dana Altman	Marshall, Kansas State, Creighton, Oregon	1990 –

MOST NCAA DIVISION I 30-WIN SEASONS
among ACTIVE COACHES
entering 2022-23 season

Rk.	No.	Coach	School(s)	Years
1.	11	Bill Self	Oral Roberts, Tulsa, Illinois, Kansas	1994 –
2.	10	John Calipari	UMass, Memphis, Kentucky	1989 –
3.	7	Mark Few	Gonzaga	2000 –
4.	6	Jim Boeheim	Syracuse	1977 –
t5.	5	Tom Izzo	Michigan State	1996 –
t5.	4	Tony Bennett	Washington State, Virginia	2006 –
t7.	3	Kelvin Sampson	Montana Tech, Washington State, Oklahoma, Indiana, Houston	1982 –
t7.	3	Rick Barnes	George Mason, Providence, Clemson, Texas, Tennessee	1988 –
t9.	2	Steve Alford	Manchester Missouri State, Iowa, New Mexico, UCLA, Nevada	1992 –
t9.	2	Dana Altman	Marshall, Kansas State, Creighton, Oregon	1990 –
t9.	2	Chris Beard	McMurry, Angelo State, Texas Tech, Texas	2013 –
t9.	2	Jamie Dixon	Pittsburgh, TCU	2004 –
t9.	2	Bob Huggins	Akron, Cincinnati, Kansas State, West Virginia	1990 –
t9.	2	Ben Jacobson	UNI	2006 –
t9.	2	Bruce Pearl	Southern Indiana, Milwaukee, Tennessee, Auburn	1993 –

COACHES & STAFF

MOST NCAA DIVISION I 20-WIN SEASONS
among ACTIVE COACHES
entering 2022-23 season

Rk.	No.	Coach	School(s)	Years
1.	34	Jim Boeheim	Syracuse	1977 –
2.	28	Bob Huggins	Walsh, Akron, Cincinnati, Kansas State, West Virginia	1981 –
3.	26	John Calipari	UMass, Memphis, Kentucky	1989 –
4.	25	Bill Self	Tulsa, Illinois, Kansas	1999 –
5.	25	Dana Altman	Marshall, Kansas State, Creighton, Oregon	1990 –
6.	23	Mark Few	Gonzaga	2000 –
t7.	22	Kelvin Sampson	Montana Tech, Washington State, Oklahoma, Indiana, Houston	1982 –
t7.	22	Rick Barnes	George Mason, Providence, Clemson, Texas, Tennessee	1988 –
9.	21	Tom Izzo	Michigan State	1996 –
10.	19	Mike Brey	Delaware, Notre Dame	1996 –



KELVIN SAMPSON in NCAA RECORDS BOOK

NCAA WINNINGEST COACHES (10+ years at NCAA Division I level)

Red Bold indicates coaches with **Houston** ties • **Bold** indicates active coaches • entering 2022-23 season

Rk.	Coach	Wins	Losses	Pct.	School (Years)
1.	Mike Krzyzewski	1,201	367	.766	Duke (1980-22); Army West Point (1975-80)
2.	Jim Boeheim	998	426	.701	Syracuse (1976 – present)
3.	Jim Calhoun	920	397	.699	St. Joseph's (Conn.) (2018-21); UConn (1986-2012); Northeastern (1972-86)
4.	Bob Huggins	916	399	.697	West Virginia (2007 – present); Kansas State (2006-07); Cincinnati (1989-05); Akron (1984-89); Walsh (1980-83)
5.	Roy Williams	903	264	.774	North Carolina (2003-22); Kansas (1988-03)
6.	Bob Knight	902	371	.709	Texas Tech (2001-08); Indiana (1972-00); Army West Point (1965-72)
7.	Dean Smith	879	254	.776	North Carolina (1961-97)
8.	Adolph Rupp	876	190	.822	Kentucky (1930-72)
9.	Jim Phelan	830	524	.613	Mount St. Mary's (1954-2003)
10.	Cliff Ellis	817	540	.602	Coastal Carolina (2007 – present); Auburn (1994-04); Clemson (1984-94); South Alabama (1975-84)
11.	Rollie Massimino	816	462	.638	Keiser (2006-17); Cleveland State (1996-03); UNLV (1992-94); Villanova (1973-92); Stony Brook (1969-71)
12.	Eddie Sutton	806	326	.712	San Francisco (2007-08); Oklahoma State (1990-06); Kentucky (1985-89); Arkansas (1974-85); Creighton (1969-74)
13.	Rick Byrd	805	403	.666	Belmont (1986-21); Lincoln Memorial (1983-86); Maryville (Tenn.) (1978-80)
14.	Lefty Driesell	786	394	.666	Maryland (1969-86); James Madison (1988-97); Georgia State (1997-03); Davidson (1960-69)
15.	Lute Olson	781	279	.737	Arizona (1983-07); Iowa (1974-83); Long Beach State (1973-74)
16.	Lou Henson	779	412	.654	New Mexico State (1997-2005); Illinois (1975-96); New Mexico State (1966-75); Hardin-Simmons (1962-66)
17.	John Calipari	768	239	.763	Kentucky (2009 – present); Memphis (2000-09); UMass (1988-96)
18.	Bill Self	763	229	.769	Kansas (2003– present); Illinois (2000-03); Tulsa (1997-00); Oral Roberts (1993-97)
19.	Bo Ryan	762	241	.760	Wisconsin (2001-16); Milwaukee (1999-01); Wisconsin-Platteville (1984-99)
20.	Ed Diddle	759	302	.715	Western Kentucky (1922-64)
21.	Henry Iba	755	340	.689	Oklahoma State (1934-70); Colorado (1933-34); Northwest Missouri State (1929-33)
t22.	Rick Barnes	754	395	.656	Tennessee (2015 – present); Texas (1998-15); Clemson (1994-98); Providence (1988-94); George Mason (1987-88)
t22.	John Beilein	754	425	.640	Michigan (2007-19); West Virginia (2002-07); Richmond (1997-02); Canisius (1992-97); Le Moyne (1983-92); Nazareth (1982-83)
24.	Phog Allen	746	264	.739	Kansas (1907-56); Central Missouri (1912-19); Haskell (1908-09); Baker (1905-08)
25.	John Chaney	741	312	.704	Temple (1982-06)
t26.	Jerry Tarkanian	729	201	.784	Fresno State (1995-02); UNLV (1973-92); Long Beach State (1968-73)
t26.	Norm Stewart	729	373	.662	Missouri (1967-99); Northern Iowa (1961-67)
28.	Ray Meyer	724	354	.672	DePaul (1942-84)
29.	Jerry Sloucum	723	556	.565	Youngtown State (2005-17); Gannon (1996-05); Geneva (1987-96); Nyack (1975-87)
30.	Don Haskins	719	353	.671	UTEP (1961-99)
31.	Dana Altman	710	368	.659	Oregon (2010 – present); Creighton (1994-10); Kansas State (1990-94); Marshall (1989-90)
32.	Larry Hunter	702	453	.608	Western Carolina (2005-18); Ohio (1989-2001); Wittenberg (1976-89)
33.	Kelvin Sampson	699	340	.673	Houston (2014 – present); Indiana (2006-08); Oklahoma (1994-06); Washington State (1987-94); Montana Tech (1981-85)
34.	Jim Larranaga	696	475	.594	Miami (Fla.) (2011 – present); George Mason (1997-11); Bowling Green (1986-97); American International (1977-79)
35.	Rick Pitino	684	282	.708	Iona (2020 – present) Louisville (2001-17); Kentucky (1989-97); Providence (1985-87); Boston University (1978-83); Hawaii (1975-76)
36.	Mike Montgomery	677	317	.681	California (2008-14); Stanford (1986-04); Montana (1978-86)
37.	Denny Crum	675	295	.696	Louisville (1971-01)
38.	Lon Kruger	674	432	.609	Oklahoma (2011-21); UNLV (2004-11); Illinois (1996-00); Florida (1990-96); Kansas State (1986-90); UTRGV (1982-86)
39.	Gary Williams	668	380	.637	Maryland (1989-11); Ohio State (1986-89); Boston College (1982-86); American (1978-82)
40.	Tom Izzo	666	267	.714	Michigan State (1996 – present)
41.	John Wooden	664	162	.804	UCLA (1948-75); Indiana State (1946-48)
42.	Greg Kampe	662	506	.567	Oakland (1984 – present)
43.	Mark Few	658	129	.836	Gonzaga (2000 – present)
44.	Ralph Miller	657	382	.632	Oregon State (1970-89); Iowa (1964-70); Wichita State (1951-64)
45.	Tom Penders	649	437	.598	Houston (2004-10); George Washington (1998-2001); Texas (1988-98); Rhode Island (1986-88); Fordham (1978-86); Columbia (1974-78); Tufts (1971-74)
46.	Gene Bartow	647	353	.647	UAB (1978-96); UCLA (1975-77); Illinois (1974-75); Memphis (1970-74); Valparaiso (1964-70); Central Missouri (1961-64)
47.	Tubby Smith	642	370	.634	High Point (2018-19 – present); Memphis (2016-18); Texas Tech (2013-16); Minnesota (2007-13); Kentucky (1997-2007); Georgia (1995-97); Tulsa (1991-95)
t48.	Jay Wright	641	281	.695	Villanova (2002-22); Hofstra (1995-01)
t48.	Billy Tubbs	641	340	.653	Lamar (2003-06); TCU (1994-02); Oklahoma (1980-94); Lamar (1976-80); Southwestern (Texas) (1971-73)
50.	Homer Drew	640	427	.600	Valparaiso (1988-11); Indiana-South Bend (1987-88); Bethel (Ind.) (1976-87);
51.	Marv Harshman	637	444	.589	Washington State (1958-71); Washington (1971-85); Pacific Lutheran (1945-58)
52.	Steve Alford	635	338	.653	Nevada (2019 – present); UCLA (2014-19); New Mexico (2008-13); Iowa (2000-07); Missouri State (1996-99); Manchester (1992-95)
53.	Bob McKillop	634	383	.623	Davidson (1990 – present)
54.	Hugh Durham	633	429	.596	Jacksonville (1997-05); Georgia (1978-95); Florida State (1966-78)
55.	Norm Sloan	624	393	.614	NC State (1966-80); Florida (1960-89); The Citadel (1956-60); Presbyterian (1951-55)
56.	Stew Morrill	620	294	.678	Utah State (1998-15); Colorado State (1991-98); Montana (1986-91)
57.	Ben Braun	615	517	.543	Rice (2008-14); California (1996-08); Eastern Michigan (1985-96); Siena Heights (1977-85)
58.	Bruce Pearl	614	243	.716	Auburn (2015 – present); Tennessee (2006-11); Milwaukee (2002-05); Southern Indiana (1993-01)
59.	Slats Gill	599	393	.604	Oregon State (1928-64)
60.	Tom Davis	598	355	.627	Drake (2003-07); Iowa (1986-99); Stanford (1982-86); Boston College (1977-82); Lafayette (1971-77)
61.	Abe Lemons	597	344	.634	Texas (1976-82); UTRGV (1973-76); Oklahoma City (1955-73)
62.	John Thompson	596	239	.714	Georgetown (1972-99)
63.	Guy V. Lewis	592	279	.680	Houston (1956-86)
t64.	Tony Shaver	584	389	.600	William & Mary (2004-19); Hampden-Sydney (1987-03)
t64.	Danny Kaspar	584	302	.659	Texas State (2014-20); Stephen F. Austin (2001-13); UIW (1992-00)

ASSISTANT COACH KELLEN SAMPSON



KELLEN SAMPSON

Assistant Coach

**Ninth Season at Houston • 13th Season Overall
Oklahoma '06; '09**

Kellen Sampson joined the University of Houston Men's Basketball program in April 2014 as an assistant coach. He assists in all aspects of the Houston Basketball program.

This is the first time that Sampson has worked for his father, Head Coach Kelvin Sampson, as a full-time assistant coach.

at HOUSTON

In 2021-22, Sampson helped lead the Cougars to an unforgettable campaign.

Overcoming injuries to two key personnel shortly before American Athletic Conference play started, the Cougars posted a 32-6 overall record, swept the league's regular-season and tournament titles and advanced to the NCAA Elite Eight.

It was only the fourth time in school history in which the Cougars swept a conference regular-season and tournament titles and the first time since 1991-92.

Sampson played a key role in the Cougars' historic 2020-21 season.

With a 67-61 win over Oregon State on March 29, the Cougars returned to the NCAA Final Four, the program's sixth Final Four appearance in school history.

Facing COVID-19 protocols throughout the season, the Cougars posted a 28-4 overall record and 14-3 mark in American play. The Cougars were ranked in both national polls for every week during the year and ended the campaign at No. 6 in the Associated Press and at No. 3 in the Ferris Mowers Coaches' poll.

Houston capped the regular season with a thrilling, buzzer-beating win over Memphis inside the Fertitta Center and carried that momentum into the postseason.

The Cougars won three straight games in as many days to capture the American Athletic Conference Championship title inside Dickies Arena in Fort Worth, Texas, for the program first conference tournament title since 2010.

From there, Houston entered the NCAA Tournament bubble in Indianapolis. With wins over Cleveland State, Rutgers, Syracuse and Oregon State, the Cougars advanced to the program's first NCAA Final Four since 1984.

Guard Quentin Grimes was named The American Player of the Year and collected similar honors at The American Championship. For his performance in the NCAA Tournament, guard DeJon Jarreau was named the Midwest Regional Most Outstanding Player.

In 2019-20, the Cougars compiled a 23-8 overall record and a 13-8 mark in American Athletic Conference play to earn the program's second straight regular-season league title.

With its victory total, Houston recorded its fifth straight 20-win season, a first in school history.

The Cougars reeled off three straight wins in Hawai'i in December 2019, with a 75-71 win over No. 21/20 Washington in the title game to win the Hawaiian Airlines Diamond Head Classic championship.

For the third straight season, the Cougars finished among the nation's Top 25 in both polls, another first in program history.

In 2018-19, Sampson helped lead the Cougars to a record-setting campaign. Houston set a school record with 33 wins, captured the program's first outright conference championship and advanced to the NCAA Tournament Sweet 16 for the first time since 1984 and finished among the Top 12 in both final national polls.

During the 2017-18 season, Houston posted a 27-8 record for the fifth-highest total in school single-season history and advanced to the NCAA Tournament Second Round for the first time in more than 30 years.

The Cougars posted a perfect 15-0 home record at H&PE Arena and enjoyed multiple wins over Top-10 opponents.

In 2016-17, the Cougars enjoyed a 21-11 record for their second straight 20-win season and competed in the NIT for the second straight year, a first in program history since 2005 and 2006.

Sampson helped lead the Cougars to a 22-10 record in 2015-16 – only the 15th 22-win season in program history – and a berth in the NIT for the first time in a decade.

In his first season at Houston, Sampson helped lead the Cougars to 13 wins with four victories in their final five games to end the season. The Cougars also knocked off defending national champion UConn for the second straight season inside Hofheinz Pavilion and led the American Athletic Conference with 8.1 3-pointers per game.

He also assisted in the Cougars' off-court work, serving Thanksgiving meals to Star of Hope Mission residents and leading a Texas Special Olympics event inside Hofheinz Pavilion.

PRE-HOUSTON

Sampson is no stranger to the college basketball coaching fraternity. He joined the Cougars after a three-year stint at Appalachian State from 2011 to 2014. In 2012-13, Sampson helped lead the Mountaineers to the Southern Conference Tournament semifinals and the top five in the league in scoring, field-goal percentage, 3-point field goal percentage and blocks.

In his first season with Appalachian State, the Mountaineers reached the SoCon Tournament quarterfinals and were ranked among the league's top-5 teams in field-goal percentage, 3-point field goal percentage, 3-point field goal percentage defense and blocks.

Sampson entered the full-time coaching ranks as an assistant coach at Stephen F. Austin in 2010-11. There, he helped guide the Lumberjacks to 18 wins, including an impressive 13-3 mark at home. SFA led the nation in scoring defense with only 56.7 points allowed per game and in 3-point field goal percentage defense (28.4), while Jereal Scott was named to the All-Southland Conference First Team.

He served as a graduate assistant at Oklahoma during the 2008-09 season and worked as strength and conditioning coach during the 2009-10 campaign. In addition, he also served as the program's film exchange coordinator and assisted in scheduling official visits for recruits.

In two seasons, he was a part of an Oklahoma staff that won 43 games and advanced to the 2009 NCAA Elite Eight and helped produce four NBA Draft selections, including 2009 No. 1 overall pick and 2011 NBA Rookie of the Year Blake Griffin.

Following his 2006 graduation from Oklahoma, Sampson first served under his father at Indiana as a graduate assistant during the 2007-08 season when the Hoosiers posted a 25-8 overall record and 14-4 mark in Big Ten play.

PLAYING CAREER

Sampson competed at Oklahoma from 2004 to 2007. He earned three letters during that time and received the program's Most Inspirational Award and Connection to the Community Award as a senior in 2006.

On the court, he led the Sooners, connecting on 44 percent of his shots from behind the arc as a senior. Off the court, he earned Academic All-Big 12 First-Team honors in 2007.

PERSONAL

Sampson earned two degrees from Oklahoma, graduating with honors in communications in 2006 and earning his master's degree in intercollegiate athletics administration in 2009.

He is the third generation from his family to work as a coach. In addition to his father, his grandfather, John W. "Ned" Sampson, was a highly respected high school coach in Pembroke, N.C., and is a member of the North Carolina Coaching Hall of Fame.

Sampson and his wife, Tonya, have a daughter, Maisy, and a son, Kylan,

THE KELLEN SAMPSON FILE

PERSONAL

Hometown: Norman, Okla.

EDUCATION

- Oklahoma • Master's degree in intercollegiate athletics administration • 2009
- Oklahoma • Bachelor's degree in communications • 1998
- Norman High School • 2003

FAMILY

Wife: Tonya

Children: Daughter, Maisy; Son, Kylan

COACHING CAREER

2014 –	Houston	Assistant Coach
2011-14	Appalachian State	Assistant Coach
2010-11	Stephen F. Austin	Assistant Coach
2009-10	Oklahoma	Assistant Strength & Conditioning Coach
2008-09	Oklahoma	Graduate Assistant
2007-08	Indiana	Graduate Assistant

CHAMPIONSHIPS

- 2021-22 American Athletic Conference champions (Houston)
- 2021-22 American Athletic Conference Tournament champions (Houston)
- 2021 NCAA Tournament Final Four (Midwest/Regional champions)
- 2020-21 American Athletic Conference Tournament champions (Houston)
- 2019-20 American Athletic Conference champions (Houston)
- 2018-19 American Athletic Conference champions (Houston)

PLAYING EXPERIENCE

- 2004-07 Oklahoma**
- Three-year letterman
 - Most Inspirational and Connection to the Community Awards as a senior
 - 2007 Academic All-Big 12 First Team
 - Hit 44 percent of his 3-point attempts as a senior in 2007 to lead Oklahoma

ASSISTANT COACH QUANNAS WHITE



QUANNAS WHITE

Assistant Coach

Sixth Season at Houston • Ninth Season Overall

Oklahoma '04

Quannas White joined the University of Houston Men's Basketball program as an assistant coach in April 2017.

White – whose first name is pronounced Kwah-Nus – is no stranger to Head Coach Kelvin Sampson, playing for him for two seasons during their time together at Oklahoma from 2001 to 2003. He also entered the professional ranks following his playing career as the Sooners' graduate assistant in 2003-04.

AT HOUSTON

In 2021-22, White helped lead the Cougars to an unforgettable campaign.

Overcoming injuries to two key personnel shortly before American Athletic Conference play started, the Cougars posted a 32-6 overall record, swept the league's regular-season and tournament titles and advanced to the NCAA Elite Eight.

It was only the fourth time in school history in which the Cougars swept a conference regular-season and tournament titles and the first time since 1991-92.

White played a key role in the Cougars' historic 2020-21 season.

With a 67-61 win over Oregon State on March 29, the Cougars returned to the NCAA Final Four, the program's sixth Final Four appearance in school history.

Facing COVID-19 protocols throughout the season, the Cougars posted a 28-4 overall record and 14-3 mark in American play. The Cougars were ranked in both national polls for every week during the year and ended the campaign at No. 6 in the Associated Press and at No. 3 in the Ferris Mowers Coaches' poll.

Houston capped the regular season with a thrilling, buzzer-beating win over Memphis inside the Fertitta Center and carried that momentum into the postseason.

The Cougars won three straight games in as many days to capture the American Athletic Conference Championship title inside Dickies Arena in Fort Worth, Texas, for the program's first conference tournament title since 2010.

From there, Houston entered the NCAA Tournament bubble in Indianapolis. With wins over Cleveland State, Rutgers, Syracuse and Oregon State, the Cougars advanced to the program's first NCAA Final Four since 1984.

Guard Quentin Grimes was named The American Player of the Year and collected similar honors at The American Championship. For his performance in the NCAA Tournament, guard DeJon Jarreau was named the Midwest Regional Most Outstanding Player.

In 2019-20, the Cougars compiled a 23-8 overall record and a 13-8 mark in American Athletic Conference play to earn the program's second straight regular-season league title.

With its victory total, Houston recorded its fifth straight 20-win season, a first in school history.

The Cougars reeled off three straight wins in Hawai'i in December 2019, with a 75-71 win over No. 21/20 Washington in the title game to win the Hawaiian Airlines Diamond Head Classic championship.

For the third straight season, the Cougars finished among the nation's Top 25 in both polls, another first in program history.

The Cougars celebrated a record-setting season in 2018-19. Houston posted a school-record 33 wins, captured the program's first outright conference championship and advanced to its first NCAA Tournament Sweet 16 since 1984 and finished among the Top 12 in both final national polls.

In his first season with the Cougars in 2017-18, White helped return the program to new heights.

Houston posted a 27-8 record for the fifth-highest win total in school single-season history and advanced to the NCAA Tournament Second Round for the first time in more than 30

years.

The Cougars completed a perfect 15-0 home record at H&PE Arena as Hofheinz Pavilion underwent a \$60-million renovation to become the Fertitta Center and enjoyed multiple wins over Top-10 opponents during the season.

PRE-HOUSTON

White joined the Cougars after serving as an assistant coach at WKU during the 2016-17 season. There, he helped lead the Hilltoppers to 15 wins and played key roles in the recruitment of Mitchell Robinson, Josh Anderson and Pancake Thomas, who gave the Hilltoppers a national Top-10 recruiting class.

Prior to that, White served for two seasons as an assistant coach at Tulane from 2014 to 2016.

White led the Louisiana Dynasty AAU program and worked as a private basketball trainer for eight seasons from 2005 to 2014. During his time with that program, he guided the Dynasty to more than 30 tournament titles and developed several players who competed at the NCAA Division I level.

With the completion of his collegiate career, White served as a graduate assistant for the Sooners during the 2003-04 campaign and received his bachelor's degree in sociology in 2004.

PLAYING CAREER

Before entering the professional ranks, White was an award-winning student-athlete at Oklahoma from 2001 to 2003. He helped lead the Sooners to the 2002 NCAA Final Four as a member of the Big 12 All-Newcomer Team after posting 7.6 points and 4.7 assists per game and was named to the NCAA Tournament All-West Regional Team.

One year later, White led Oklahoma to the 2003 NCAA Elite Eight with 8.6 points and 4.1 assists per game.

In addition, he was the starting point guard for the Big 12's undefeated All-Star team that played a foreign tour in Scandinavia against teams from Sweden, Norway and Denmark in 2002.

Before joining Oklahoma, he played for two seasons at Midland Junior College, where he earned All-Conference honors as a sophomore.

During the 2000-01 season, White averaged 16.2 points, 4.2 rebounds, 4.1 assists and 2.0 steals per game to lead the Chaparrals to a 25-8 record.

Competing for Head Coach Junsie Cotten, he drained 53.8 percent from the 3-point line and sank 81.8 percent from the free throw line

White averaged 17 points and won a state championship as a senior at St. Augustine High School for Head Coach Bernard Griffith.

There, he was a backcourt teammate of Oklahoma All-American Hollis Price, who currently serves as the Cougars' director of player development.

White was selected by the Yakima Sun Kings in the 2003 Continental Basketball Association (CBA) draft and had stints in the NBA D-League with the Austin Toros (2005-06) and the Rio Grande Valley Vipers (2007-08). He also played professionally in France and Germany.

PERSONAL

White and his wife, Leah, have four children: daughters, Jordyn and Anaiiah (pronounced Uh-Nye-Uh), and son, Asher and Asa (pronounced (A-suh).

THE QUANNAS WHITE FILE

PERSONAL

Hometown: New Orleans, La.

EDUCATION

• Oklahoma • Bachelor's degree in sociology • 2004
• St. Augustine High School • 1999

FAMILY

Wife: Leah

Children: Daughters, Jordyn and Anaiiah;
Sons, Asher and Asa

COACHING CAREER

2017 –	Houston	Assistant Coach
2016-17	WKU	Assistant Coach
2014-16	Tulane	Assistant Coach
2005-14	Louisiana Dynasty AAU	Head Coach
2003-04	Oklahoma	Graduate Assistant

CHAMPIONSHIPS

- 2021-22 American Athletic Conference champions (Houston)
- 2021-22 American Athletic Conference Tournament champions (Houston)
- 2021 NCAA Tournament Final Four (Midwest Regional champions)
- 2021 American Athletic Conference Tournament champions (Houston)
- 2019-20 American Athletic Conference champions (Houston)
- 2018-19 American Athletic Conference champions (Houston)

PLAYING EXPERIENCE

2007-08	Rio Grande Valley Vipers (NBA DL)
2005-06	Austin Toros (NBA DL)
2001-03	Oklahoma
	• 2002 NCAA Tournament All-West Regional Team
	• 2002 All-Big 12 Newcomer Team
	• Point guard of OU's 2002 NCAA Final Four and 2003 NCAA Elite Eight teams
	• Two-year letterman
1999-01	Midland Community College
	• 2001 All-America Third Team
	• 2001 All-Conference First-Team
	• 2001 All-Region First Team
1998-99	St. Augustine High School
	• Led team to Class 5A state championship
	• Teamed with current Houston Director of Player Development Hollis Price

ASSISTANT COACH HOLLIS PRICE



HOLLIS PRICE

Assistant Coach

**First Season at Houston as Coach (10th season overall)
Oklahoma '11**

Former Oklahoma All-American Hollis Price joined the University of Houston Men's Basketball program in May 2014 as its director of player development.

He was elevated to special assistant to Head Coach Kelvin Sampson in May 2021 and became the program's newest assistant coach in May 2022.

He will work with the Cougar frontcourt during the 2022-23 season.

During his time at Houston, Price has been a part of the resurgence of the Houston Basketball program.

The Cougars have won 20+ games in seven consecutive seasons (a first in program history), captured back-to-back American Athletic Conference championships and won the 2021 American Athletic Conference Championship title.

The Cougars enjoyed NCAA Tournament appearances in 2022, 2021, 2019 and 2018 and 2019, including an Elite Eight appearance in 2022, a Final Four appearance in 2021 and a Sweet 16 berth in 2019.

The program has also reached national prominence by being ranked in the Top 25 in the final Associated Press and Ferris Mowers Coaches polls for five consecutive years, including each of the last two seasons among the Top 10.

PRE-HOUSTON

Price, who is a native of New Orleans, joined the Cougars after serving as an assistant coach with the Texas Legends in the NBA Developmental League during the 2013-14 season. He served under head coach Eduardo Najera, who also competed for Sampson at Oklahoma from 1996 to 2000.

Price entered the coaching ranks with the Legends after a nine-year professional career overseas. He was honored as the Most Valuable Player of the Lithuania Basketball League and competed in several international competitions, including the France Cup and the Germany Cup.

PLAYING CAREER

Price was a decorated student-athlete during his playing career at Oklahoma from 1999 to 2003. As a senior during the 2002-03 campaign, he was named to the Associated Press All-America Second Team after averaging 18.0 points, 2.7 rebounds, 2.8 assists and 1.6 steals per game while leading the Sooners to the NCAA Tournament's Elite Eight.

By the time that his collegiate career was done, Price racked up 110 victories, setting a Sooner record.

As a junior in 2001-02, he led the Sooners to the NCAA Tournament Final Four after averaging 16.5 points, 3.1 rebounds, 2.6 assists and 1.7 steals per game. With numbers like that, he was named to the All-Big 12 First Team by the league's coaches and media and was an All-America Third-Team honoree by *Sporting News*.

As a prep star at New Orleans' St. Augustine High, Price was recognized as one of the nation's top-50 seniors and led the team to the Class 5A state crown while being named the state tournament's Most Valuable Player.

Price received his bachelor's degree in multidisciplinary studies from Oklahoma in 2011 and was named to the Dean's List

in 1999.

PERSONAL

He and his wife, Michel, have a son, Hollis Price II, and a stepson, Kalil Thomas.

THE HOLLIS PRICE FILE

PERSONAL

Hometown: New Orleans, La.

EDUCATION

- Oklahoma • Bachelor's degree in multidisciplinary studies • 2011
- St. Augustine High School • 1999

FAMILY

Wife: Michel

Son: Hollis Price II

Stepson: Kalil Thomas

PROFESSIONAL CAREER

2022 –	Houston	Assistant Coach
2021-22	Houston	Special Assistant to the Head Coach
2014-21	Houston	Director of Player Development
2013-14	Texas Legends (NBA Developmental League)	Assistant Coach

CHAMPIONSHIPS

- 2021-22 American Athletic Conference champions (Houston)
- 2021-22 American Athletic Conference Tournament champions (Houston)
- 2021 NCAA Tournament Final Four (Midwest Regional champions)
- 2020-21 American Athletic Conference Tournament champions (Houston)
- 2019-20 American Athletic Conference champions (Houston)
- 2018-19 American Athletic Conference champions (Houston)

PLAYING EXPERIENCE

2010-11	Alba Berlin
2010	Artland Dragos
2009	Olympia Milano
2008-09	Dynamo Moscow
2007-08	Lietuvos Rytas Vilnius
2006-07	Cajasol Sevilla
2005-06	Alba Berlin
2003-05	Le Mans France
1999-03	Oklahoma

- Four-year letterman
- School record 110 wins
- 2003 All-America Second Team (AP)
- 2003, 2002 All-Big 12 First Team
- 2002 All America Third-Team (*Sporting News*)
- 2003, 2002 USBWA All-District VI Team
- 2003, 2002 NABC All-District 12 First Team
- 2003, 2002 John Wooden Award Finalist
- 2002 NCAA Tournament West Regional Most Outstanding Player
- 2002 Big 12 Tournament Most Outstanding Player
- 2001 Big 12 Tournament All-Tournament Team
- 2000 Big 12 All-Freshman Team

SPECIAL ASSISTANT to the HEAD COACH K.C. BEARD



K.C. BEARD

Special Assistant to the Head Coach

First Season at Houston as Special Assistant (10th season overall)

Four Seasons as Coach / 11 Seasons as Staff

Boise State '08; West Texas A&M '11

K.C. Beard joined the University of Houston Men's Basketball program as its video coordinator in May 2014. He was elevated to assistant coach in April 2021 and moved to Special Assistant to Head Coach Kelvin Sampson in May 2022.

Beard is no stranger to the Houston Basketball program. He served as the team's video coordinator since joining the program from 2014 to 2021.

As part of the Houston Basketball staff, Beard has played a key role in the program's resurgence. The Cougars have won 20+ games in seven consecutive seasons (a first in program history), captured back-to-back American Athletic Conference championships for only the second time in school history and won the 2021 and 2022 American Athletic Conference Championship titles.

The Cougars enjoyed NCAA Tournament appearances in 2022, 2021, 2018 and 2019, including a Final Four berth in 2021 and an Elite Eight appearance in 2022.

The program has also reached national prominence by being ranked in the Top 25 in the Associated Press and Ferris Mowers Coaches Poll for five consecutive years with Top 10 showings in each of the last two seasons.

at HOUSTON

In 2021-22, Beard helped lead the Cougars to an unforgettable campaign while working with the Houston frontcourt.

Overcoming injuries to two key personnel shortly before American Athletic Conference play started, the Cougars posted a 32-6 overall record, swept the league's regular-season and tournament titles and advanced to the NCAA Elite Eight.

It was only the fourth time in school history in which the Cougars swept a conference regular-season and tournament titles and the first time since 1991-92.

Beard played a key role in the Cougars' historic 2020-21 season.

With a 67-61 win over Oregon State on March 29, the Cougars returned to the NCAA Final Four, the program's sixth Final Four appearance in school history.

Facing COVID-19 protocols throughout the season, the Cougars posted a 28-4 overall record and 14-3 mark in American play. The Cougars were ranked in both national polls for every week during the year and ended the campaign at No. 6 in the Associated Press and at No. 3 in the Ferris Mowers Coaches' poll.

Houston capped the regular season with a thrilling, buzzer-beating win over Memphis inside the Fertitta Center and carried that momentum into the postseason.

The Cougars won three straight games in as many days to capture the American Athletic Conference Championship title inside Dickies Arena in Fort Worth, Texas, for the program first conference tournament title since 2010.

From there, Houston entered the NCAA Tournament bubble in Indianapolis. With wins over Cleveland State, Rutgers, Syracuse and Oregon State, the Cougars advanced to the program's first NCAA Final Four since 1984.

Guard Quentin Grimes was named The American Player of the Year and collected similar honors at The American Cham-

panionship. For his performance in the NCAA Tournament, guard DeJon Jarreau was named the Midwest Regional Most Outstanding Player.

Beard, who is a native of Parma, Idaho, first joined the Cougars after most working as a video intern for the NBA's Utah Jazz during the 2013-14 season.

PRE-HOUSTON

During the summer of 2013, he worked as the video coordinator for the Canadian National Team. There, he worked with Sampson, who was an assistant coach on that staff.

Beard spent two seasons (2011-13) as a video intern with the Portland Trail Blazers of the NBA. There, he assisted the video coordinator in preparing opponents' scouting film and recorded and catalogued NBA, NCAA, international and high school games.

Before joining the Trail Blazers, he served as an assistant coach at Pacific (Ore.) in the fall of 2011.

He worked for two years as an assistant coach at West Texas A&M from 2009 to 2011. During his stint with the Buffs, Beard helped lead the team to a 39-20 record with wins against six top-25 teams. The Buffs' 2010-11 team compiled a 23-7 record and advanced to the NCAA Regional Tournament.

Beard joined the professional ranks in 2008-09 as the video coordinator at SMU.

PERSONAL

Beard received his bachelor's degree in business administration from Boise State in 2008 and earned his master's degree in business administration from West Texas A&M in 2011.

THE K.C. BEARD FILE

PERSONAL

Hometown: Parma, Idaho

EDUCATION

- West Texas A&M • Master's degree in business administration • 2011
- Boise State • Bachelor's degree in business administration • 2008
- Parma High School • 2000

PROFESSIONAL CAREER

2022 –	Houston	Special Assistant to the Head Coach
2021-22	Houston	Assistant Coach
2014-21	Houston	Video Coordinator
2013-14	Utah Jazz	Video Intern
2013	Canadian National Team	Video Coordinator
2011-13	Portland Trail Blazers	Video Intern
2011	Pacific (Ore.)	Assistant Coach
2009-11	West Texas A&M	Assistant Coach
2008-09	SMU	Video Coordinator

CHAMPIONSHIPS

- 2021-22 American Athletic Conference champions (Houston)
- 2021-22 American Athletic Conference Tournament champions (Houston)
- 2021 NCAA Tournament Final Four (Midwest Regional champions)
- 2020-21 American Athletic Conference Tournament champions (Houston)
- 2019-20 American Athletic Conference champions (Houston)
- 2018-19 American Athletic Conference champions (Houston)

SUPPORT STAFF



BOBBY CHAMPAGNE
Director of Operations & Basketball Strategy
Second Season at Houston
Oklahoma '11

Longtime coaching veteran Bobby Champagne joined the University of Houston Men's Basketball program as its director of operations and basketball strategy in October 2021

This is the third school at which Champagne has worked for Sampson. He previously served as Sampson's assistant coach at Oklahoma from 1994 to 1997 and at Washington State from 1991 to 1994.

In their years together, Sampson and Champagne have combined for 150 wins with six post-season appearances, including five NCAA Tournaments.

In new role with the Cougars, Champagne will work closely with Sampson and the coaching staff.

His primary responsibilities include scheduling games, coordinating team travel, managing the program's budget, organizing day-to-day schedules and other operational duties. He also serves as liaison for the program to the Athletics Department and the University.

Champagne came to Houston after serving as the head coach at Tharptown High School in Russellville, Ala.

From 2003 to 2018 he served as the head coach at North Alabama. During that time, he compiled a 245-194 record with four NCAA Tournament appearances, including an Elite Eight berth in 2008.

His 2008 squad won the NCAA Division II South Regional championship and the Gulf South Conference Tournament as he was recognized as the South Region Coach of the Year by the NCAA.

In addition to his work with Sampson at Washington State and Oklahoma, Champagne also served as an assistant coach at UTEP (2002-03), Georgia State (2001-02) and Louisiana (1997-01).

Champagne began his coaching career as a graduate assistant at South Alabama during the 1989-90 season and worked as a coach for the Louisiana Stars AAU team in 1990.

A native of Lafayette, La., Champagne and his wife, Anna, have three sons, Charlie, Will and Joe, and a daughter Annie.

THE BOBBY CHAMPAGNE FILE

PERSONAL
Hometown: Lafayette, La.

EDUCATION
 • South Alabama • Bachelor's degree in sociology • 1990
 • St. Thomas More High School • 1985

FAMILY
Wife: Anna
Sons: Will, Charlie, Joe
Daughter: Annie

PROFESSIONAL CAREER

2021 –	Houston	Director of Operations & Basketball Strategy
2021	Tharptown High School	Head Coach
2003-18	North Alabama	Head Coach
2002-03	UTEP	Assistant Coach
2001-02	Georgia State	Assistant Coach
1997-01	Louisiana	Assistant Coach
1994-97	Oklahoma	Assistant Coach
1991-94	Washington State	Assistant Coach
1990	Louisiana Stars AAU	Coach
1989-90	South Alabama	Graduate Assistant Coach

PLAYING EXPERIENCE

1987-89	South Alabama	– All-Academic Team – President's List – Dean's List
1986-88	Coastal Alabama College	



LAUREN SAMPSON
Director of Operations
Eighth Season at Houston
Oklahoma '04

Lauren Sampson joined the University of Houston Men's Basketball program in the summer of 2016 as director for external operations.

In that role, she oversees the publicity of the Houston Men's Basketball program and supervises numerous team functions every year.

During her time in Houston, the Cougars have recorded 164 victories in six straight 20-win seasons with four American Athletic Conference championships, five postseason appearances and four consecutive NCAA Tournament berths with a Final Four appearance in 2021, an Elite Eight appearance in 2022 and a Sweet 16 berth in 2019.

Prior to her current position, Sampson worked in the Marketing Office as program director for revenue development during the 2015-16 season.

Sampson joined the Cougars after working for the previous four years as a professional sales representative with Medimetriks Pharmaceuticals.

In her most recent role in collegiate athletics, Sampson was an account executive with Indiana University Sports Properties during the 2006-07 season. There, she was responsible for sponsorship fulfillment and planned and executed all hospitality events for Football and Men's Basketball games.

She served as director of sports marketing at College of Charleston from 2005 to 2006. Sampson, who is a native of Norman, Okla., managed and produced all marketing material and activities for 21 sport programs and implemented major fundraising events to general additional business exposure.

After completing her college education, Sampson entered the professional ranks in special events and membership development with the All-Sports Association in Oklahoma City, where she developed sponsorship packages and planned and executed several events, including the All-College Banquet, All-Sports Elite Members Party and All-Sports Golf Invitational.

Sampson graduated from Oklahoma with a bachelor's degree in communications with minors in history and Native American studies in 2004.

Her father, Kelvin Sampson, is the men's basketball head coach at UH, and her younger brother, Kellen, is an assistant coach on the staff.

THE LAUREN SAMPSON FILE

PERSONAL
Hometown: Norman, Okla.

EDUCATION
 • Oklahoma • Bachelor's degree in communications • 2004

PROFESSIONAL CAREER

2021 –	Houston	Director of Operations
2016-21	Houston	Director of External Operations
2015-16	Houston	Director for Revenue Development
2006-07	Indiana	IU Sports Properties Account Executive
2005-06	College of Charleston	Director of Sports Marketing

COACHES & STAFF

SUPPORT STAFF



ANTHONY GOLDWIRE
Director for Player Development
Second Season at Houston
Houston '20

Houston letterman Anthony Goldwire returned to the University of Houston as director of player development in May 2021.

In that role, he is responsible for a wide variety of duties essential to the program's success and will work closely with the Houston student-athletes in maximizing their potential in all facets of their lives, on and off the court, as well as Sampson and the coaching staff.

Goldwire came to Houston after spending the 2020-21 season as director of student-athlete development at Louisiana. Prior to that, Goldwire served as an assistant coach with the NBA's Milwaukee Bucks from 2010 to 2013.

As a Cougar, Goldwire competed in 58 games, scoring 890 points during the 1992-93 and 1993-94 seasons. He led Houston to the NIT and a 21-9 record as a junior in 1992-93 while being named the Southwest Conference Newcomer of the Year.

He served as team captain as a senior in 1993-94 and was named the team's Most Valuable Player that season.

Goldwire led the Cougars with a combined 334 assists during his collegiate career and continues to rank second in school career history with 5.9 assists per game.

Following his UH playing days, Goldwire was selected by the Phoenix Suns in the Second Round of the 1994 NBA Draft. He played for nine teams in a seven-year NBA career and also played professionally overseas in Greece, Spain and Italy as well as the Continental Basketball League, where he played on three CBA championship teams and was named to the All-Rookie Team in 1994.

After concluding his professional playing career in 2008, Goldwire joined the Phoenix Suns' NBA Summer League coaching staff in 2010 before joining the staff as an assistant in Milwaukee. Goldwire also spent two seasons on the coaching staff for the Erie Bay-Hawks of the then-NBA D-League and was an assistant coach on the 2014 Orlando Magic's NBA Summer League squad.

With the completion of his professional playing career, he returned to UH and earned his bachelor's degree in sports administration in 2020.

Goldwire and his wife, Trenna, have twin sons, Kaelin and Kourtland, and daughters, Aliana and Anaya.

THE ANTHONY GOLDWIRE FILE

PERSONAL
Hometown: West Palm Beach, Fla.

EDUCATION
 • Houston • Bachelor's degree in sport administration • 2020
 • Suncoast High School (Riviera Beach, Fla.) • 1990

FAMILY
Wife: Trenna
Children: Twin sons, Kaelin and Kourtland; Daughters, Aliana and Anaya

PROFESSIONAL CAREER

2021 –	Houston	Director for Player Development
2020-21	Louisiana	Director for Student-Athlete Development
2014-16	Erie Bay Hawks	Assistant Coach
2010-13	Milwaukee Bucks	Assistant Coach

PLAYING EXPERIENCE

2007–2008	Aigaleo
2007	Lokomotiv-Kuban
2006–2007	Panellinos
2006	Pamesa Valencia
2005–2006	Yakama Sun Kings
2005	Los Angeles Clippers
2005	Milwaukee Bucks
2005	Detroit Pistons
2004	Milwaukee Bucks
2004	Criollos de Caguas
2004	New Jersey Nets
2004	Aris
2004	Minnesota Timberwolves
2003–2004	Yakima Sun Kings
2003	Gigantes de Carolina
2003	Washington Wizards
2002–2003	Yakima Sun Kings
2002	San Antonio Spurs
2001–2002	Skipper Bologna
2001	Denver Nuggets
2000–2001	Kansas City Knights
1999–2000	FC Barcelona
1998–1999	Olympiacos
1997–1998	Denver Nuggets
1996–1997	Charlotte Hornets
1994–1996	Yakima Sun Kings
1992-94	Houston • Two-year letterman • 1994 USBWA All-District Team • 1994 NABC All-District Team • 1994 All-Southwest Conference Second Team • 1993 Southwest Conference Newcomer of the Year • 1993 All-Southwest Conference Second Team • 1993 Southwest Conference Second Team • 1993 Southwest Conference All-Newcomer Team



BILAL BATLEY
Director of Program Strategy & Player Relations
Sixth Season at Houston
Oklahoma '07; Memphis '14

Bilal Batley joined the University of Houston Men's Basketball program in June 2017 as director of on-campus relations.

He assumed his duties as director of program strategy and player relations in June 2021.

Batley -- whose name is pronounced Buh-Lahl (rhymes with doll) Bat-Lee -- is long familiar with Head Coach Kelvin Sampson. He was a student manager at the University of Oklahoma from 2004 to 2006, earning his bachelor's degree in sociology from OU in 2007.

From there, he continued his relationship with Sampson as a graduate assistant at Indiana during the 2007-08 season.

Before joining the Cougars, Batley worked with Dynasty Sports during the 2016-17 season.

Prior to that, he worked as the head coach at Paris Junior College during the 2015-16 season and was an assistant coach at UIW in 2013-14.

As an assistant coach at Paris Junior College in 2013-14, he helped the team to a 26-8 overall record, the regular-season and conference tournament championships and a berth in the Sweet 16 in the National Tournament.

During his tenure as assistant coach at Navarro Junior College, the 2011-12 team won the Region XIV Tournament championship and advanced to the National Tournament, while the 2010-11 team enjoyed a 20-win season and received the All-Academic Team Award with a cumulative grade-point average of 3.0 or higher.

In addition to his coaching stints, Batley has served as assistant director of operations at Memphis (2008-09) and at Kentucky (2009).

In 2009, Batley served as head of player development for John Lucas Resources, where he specialized in skill development, working with young players to prepare them for the NBA Draft with veteran NBA players looking to improve their skill sets.

He and his wife, Marlania, were married in the summer of 2018.

THE BILAL BATLEY FILE

PERSONAL
Hometown: Houston, Texas

EDUCATION
 • Memphis • Master's degree in sports & leisure commerce • 2014
 • Oklahoma • Bachelor's degree in sociology • 2007

FAMILY
Wife: Marlania

PROFESSIONAL CAREER

2021 –	Houston	Director of Program Strategy & Player Relations
2017-21	Houston	Director of On-Campus Relations
2016-17	Dynasty Sports	Director
2015-16	Paris JC	Head Coach
2014-15	UIW	Assistant Coach
2013-14	Paris JC	Assistant Coach
2010-12	Navarro JC	Assistant Coach
2009-10	Kentucky	Assistant Director of Operations
2009	John Lucas Resources	Head of Player Development
2008-09	Memphis	Assistant Director of Operations
2007-08	Indiana	Graduate Assistant
2004-06	Oklahoma	Student Manager
2001-04	Navarro JC	Student Assistant

COACHES & STAFF

SUPPORT STAFF



JOHN HOUSTON
Associate AD for Sports Medicine
26th Season at Houston
Texas Tech '91; Kentucky '94

John Houston joined the University of Houston Athletics Department in 1997 as an athletics trainer at the University of Houston, serving as the primary contact trainer for Men's Basketball.

He was elevated to assistant athletics director for sports medicine in August 2019 and became an associate athletics director in June 2021.

Houston handles the Men's Basketball team's day-to-day needs within the sports medicine program, including the evaluation of injuries, oversight of treatment and rehabilitation programs, coordination of physician care and scheduling of preseason physical exams.

During his time with the Cougars, Houston has worked for six of the nine head coaches in program history and been a part of 456 victories, six conference championships and 13 postseason appearances, including five NCAA Tournament appearances.

He returned to the state of Texas after serving three years as the assistant athletics trainer at Marshall. While there, Houston was the primary athletics trainer for the men's basketball team and assisted with other teams.

A native of Fritch, Texas, he graduated from Sandford-Fritch High School in 1986 and earned his undergraduate degree at Texas Tech in 1991. Houston received his master's degree in sports administration in 1994 from the University of Kentucky, where he served as a graduate assistant athletics trainer.

He went to Marshall after serving as the head athletics trainer at Georgetown College.

A certified athletics trainer, Houston is a member of the National Athletics Trainer Association, the Southwest Athletics Trainer Association and the College Athletics Trainers Association. He also is a licensed trainer in the state of Texas and a Certified Exercise Specialist with the National Academy of Sports Medicine.

He is married to the former Amie Winn, a four-year letterwinner in gymnastics at Kentucky and the 1990 Southeast Regional All-Around Individual champion. They have a son, Trey, who is currently studying at the U.S. Naval Academy.

THE JOHN HOUSTON FILE	
PERSONAL	
Hometown:	Fritch, Texas
EDUCATION	
• Kentucky • Master's degree in sports administration • 1994	
• Texas Tech • Bachelor's degree in exercise sport science • 1991	
• Sandford-Fritch High School • 1986	
FAMILY	
Wife: Amie	
Children: Son, Trey	
PROFESSIONAL CAREER	
2021 – Houston	Associate AD for Sports Medicine
2019-21 Houston	Assistant AD for Sports Medicine
1997-19 Houston	Associate Athletics Trainer
1994-97 Marshall	Assistant Athletics Trainer
1994 Georgetown College	Head Athletics Trainer
1992-94 Kentucky	Graduate Assistant Athletics Trainer



ALAN BISHOP
Director of Men's Basketball
Sports Performance
Sixth Season at Houston
Utah State '09; Southern Utah '13

Alan Bishop joined the University of Houston Men's Basketball program as its director of sports performance in May 2017.

In that role, Bishop plans and coordinates strength and conditioning programs for the team and for individual student-athletes to perform at their highest levels, both physically and mentally.

During his time at Houston, Bishop has been a key part of teams which have won 143 games, captured five American Athletic Conference championships and appeared in four straight NCAA Tournaments, including the Elite in 2022, the Final Four in 2021 and the Sweet 16 in 2019.

Bishop came to Houston after spending the previous four seasons at Utah State. He spent his first three seasons with the Aggies as an assistant coach on the Sports Performance staff before being elevated to director of Olympic sport strength and conditioning coach in 2016.

During the 2012-13 season, Bishop worked as the basketball head strength and conditioning coach at UT Arlington. That season, he helped lead the Mavericks to a 19-14 overall record and a berth in the *CollegelInsider.com* Tournament after the team competed in the WAC Tournament championship game.

He also served as an assistant strength and conditioning coach at Southern Utah from 2010 to 2012.

Bishop graduated from Utah State in 2009 with a bachelor's degree in exercise science and earned his master's degree in sports conditioning and performance from Southern Utah in 2013.

As an undergraduate, Bishop was a four-year letterman on the defensive line for Utah State from 2005 to 2009. He was a four-time Academic All-Conference honoree and was a five-time Whiteside Scholar for finishing with a cumulative grade-point average of 3.20 or higher each year.

He holds certification through the NCSC, CSCCA and USAW and also is a certified BioPrint practitioner and a certified Kinetic Chain Enhancement Specialist.

Bishop and his wife, Jessica, have a daughter, Jayda, and a son, A.J.

THE ALAN BISHOP FILE	
PERSONAL	
Hometown:	Daleville, Ala.
EDUCATION	
• Southern Utah • Master's degree in sports conditioning and performance • 2013	
• Utah State • Bachelor's degree in exercise science • 2009	
• Daleville High School • 2004	
FAMILY	
Wife: Jessica	
Children: Daughter, Jayda; Son, A.J.	
PROFESSIONAL CAREER	
2017 – Houston	Director of Sports Performance
2016-17 Utah State	Director of Olympic Strength & Conditioning Coach
2013-16 Utah State	Assistant Strength & Conditioning Coach
2012-13 UT Arlington	Men's Basketball Head Strength & Conditioning Coach
2010-12 Southern Utah	Assistant Strength & Conditioning Coach
PLAYING EXPERIENCE	
2005-09 Utah State	Football
• Four-year letterman on defensive line	
• Four-time Academic All-Conference honoree	
• Five-time Whiteside Scholar	

SUPPORT STAFF



MATTHEW McDONALD

Video Coordinator
First Season at Houston
Houston '19

Matthew McDonald returned to the University of Houston Men's Basketball program as the team's video coordinator in June 2022.

In his role, McDonald will work closely with Head Coach Kelvin Sampson and the coaching staff on opponents' scouting reports and game preparations and assist in other areas of the program.

McDonald is no stranger to Sampson and the Houston Men's Basketball program. He first joined the team as a student manager from 2017 to 2019 before serving as the Cougars' assistant video coordinator from 2019 to 2021.

McDonald served as the video coordinator at Lamar during the 2021-22 season when he worked for former Houston Head Coach and Assistant Coach Alvin Brooks and Houston Letterman and Lamar Assistant Coach Mikhail McLean.

"I have always been a family guy, and Matt is part of the family. Matt is a hard worker, starting as a manager, then becoming a senior manager and then transitioning into video. Alvin made a great hire in taking him to Lamar," said Sampson, who begins his ninth season with the Cougars in 2022-23. "For me, it's all about family. If you work in our program, you have a connection. That's something that has been great for our program."

In addition to his professional experience at the collegiate level, McDonald also has assisted Team USA Basketball and worked with Aaron Miller Elite Bball Training.

McDonald received his bachelor's degree in industrial engineering from the University of Houston in 2019.

THE MATTHEW McDONALD FILE

PERSONAL
Hometown: Houston, Texas

EDUCATION
 • Houston • Bachelor's degree in industrial engineering • 2019
 • Friendswood High School • 2014

PROFESSIONAL CAREER
2022 – Houston Video Coordinator
2021-22 Lamar Video Coordinator
2019-21 Houston Assistant Video Coordinator
2017-19 Houston Student Manager

continues to hold the school's single-season and career records in ERA, wins, innings pitched, strikeouts, shutouts and complete games.

Following her collegiate playing days, she competed professionally in the National Pro Fastpitch League and overseas. She received her bachelor's degree in health promotions from Houston in 2008 and is studying for her master's degree in student affairs at UH-Victoria.

In September 2021, she received the Athletics Department's highest honor when she was inducted into the University's Athletics Hall of Honor. She became the first Softball student-athlete in program history to receive that accolade.

She is engaged to be married to Stephen Price.



DANIEL HIXON

Associate Director for Operations
Second Season at Houston
Houston '19

Daniel Hixon joined the University of Houston Men's Basketball program as associate director of operations in August 2021.

In that role, he assists Director of Operations & Basketball Strategy Bobby Champagne in team travel, facilitates various events for student-athlete recruits and their families and helps the coaching staff with day-to-day administrative duties.

Hixon has previous experience with the Cougars during his professional career. He served as an analytics consultant from 2018 to 2021, formulating reports and evaluating team performance through statistical data and analytics.

From 2016 to 2018, he worked as a student manager with the Cougars, working with coaches and student-athletes in a multitude of responsibilities.

After graduating from UH, Hixon served as a remote video consultant with the NBA's Phoenix Suns for the 2019 NBA Draft. He also worked as a rotational analyst with Cheniere Energy, Inc., from 2019 to 2021.

Hixon earned his bachelor's degree in business administration with a minor in management information systems from the University of Houston in 2019. A member of the Bauer Business Honors Program and The Honors College, he finished his collegiate career with a 3.92 cumulative grade-point average.

THE DANIEL HIXON FILE

PERSONAL
Hometown: Spring, Texas

EDUCATION
 • Houston • Bachelor's degree in business administration with minor in management information systems • 2019
 • Klein Collins High School • 2015

PROFESSIONAL CAREER
2021 – Houston Associate Director of Operations
2019 Phoenix Suns Remote Video Consultant
2018-21 Houston Analytics Consultant
2016-18 Houston Student Manager



ANGEL SHAMBLIN

Assistant AD for Academic Services
11th Season at Houston
Houston '08

Angel Shamblin enters her 11th season as a member of the University of Houston Athletics Department academic staff. In that role, she works primarily with the Houston Men's and Women's Basketball programs.

Shamblin was elevated to her current position as assistant athletics director for academic services in May 2022.

She coordinates academic counseling and works with the student-athletes and staffs on daily academic concerns, such as tutoring, mentoring and monitoring academic progress.

As a four-year letterwinner with Houston Softball, she was a three-time Conference USA Pitcher of the Year honoree and finished her senior season in 2008 as an NFCA All-America Second-Team member.

In 2008, the righthander led the Cougars to 54 wins, the Conference USA regular-season and tournament championships, the NCAA Houston Regional title and a berth in the NCAA Houston Super Regional championship game.

The Davie, Fla., native

THE ANGEL SHAMBLIN FILE

PERSONAL
Hometown: Davie, Fla.

EDUCATION
 • Houston • Bachelor's degree in health promotions • 2008
 • Hollywood Christian School • 2004

PROFESSIONAL CAREER
2022 – Houston Assistant AD for Academic Services
2011-22 Houston Academic Advisor

SUPPORT STAFF



COLE RABEAUX
Internal Operations
Wisconsin-Eau Claire '20
Poulsbo, Wash.



KELLEN HUTCHINSON
Internal Operations
Senior
Liberal Studies
Houston, Texas



VALERIE HERNANDEZ
Graduate Assistant/Athletic Trainer
UTSA '21
San Antonio, Texas



BRYAN CLARKE
Sports Performance Assistant
Texas Southern '19
Nassau, Bahamas



MILES LESTER
Video Assistant
Wake Forest '22
Wichita, Kan.



EDDIE LOPEZ
Student Manager
Senior
Kinesiology
Edinburg, Texas



JONATHAN LOREDO
Student Manager
Junior
Sports Administration
Porter, Texas



MATTHEW CRISWELL
Student Manager
Sophomore
Exercise Science
Pearland, Texas



CARSON CALHOUN
Student Manager
Sophomore
Media Production
Houston, Texas



BLAISE DUPRE
Student Manager
Sophomore
Sports Administration
Boerne, Texas



BRADLEY SEIBERT
Student Manager
Junior
Computer Science
Victoria, Texas



BEN STILL
Student Manager
Freshman
Sports Administration
Pasadena, Texas



CIARRA MERCHANT
Student Manager
Freshman
Sports Administration
Madisonville, Texas



CAMERON SIMMONS
Student Manager
Freshman
Sports Administration
Memphis, Tenn.



DANIELA PERDOMO
Student Manager
Junior
Exercise Science
Manvel, Texas

COACHES & STAFF



2022-23 HOUSTON MEN'S BASKETBALL

2021-22 IN REVIEW

2021-22 Season Notebook	62-65
Overall / American Statistics	66
Game Results	67
Miscellaneous Statistics	68
Points-Rebounds-Assists	69
Team Game-by-Game Statistics	70
Highs & Lows	71
The American Standings & Honors	72
Starting Lineups Specialty Statistics	73
Josh Carlton	74-76
Kyler Edwards	78-80
Taze Moore	82-84
Fabian White Jr.	86-88

2021-22 SEASON NOTEBOOK

HOUSTON'S RECORD ...

Category	Record	Pct.
All Games	32-6	.842
American Games	15-3	.833
Non-Conference Games	18-2	.900
Postseason Games	6-1	.857
<hr/>		
Home Games	16-1	.941
Away Games	7-3	.700
Neutral Site Games	9-2	.818
<hr/>		
vs. Ranked Opponents	4-2	.667
vs. Unranked Opponents	28-4	.875
<hr/>		
Winning Opening Tip	18-4	.818
Opp. Wins Opening Tip	14-2	.875
<hr/>		
Scoring First	22-2	.917
Opp. Scores First	10-4	.714
<hr/>		
Leading at Halftime	31-2	.939
Trailing at Halftime	1-4	.200
Tied at Halftime	0-0	.000
<hr/>		
Leading With 5:00 Remaining	31-2	.939
Trailing With 5:00 Remaining	1-3	.250
Tied With 5:00 Remaining	0-1	.000
<hr/>		
in Overtime	2-0	1.000
<hr/>		
Shooting 40+ Percent	27-5	.844
Shooting 35-39.99 Percent	5-0	1.000
Shooting <35 Percent	0-1	.000
<hr/>		
Opp. Shoots 40+ Percent	8-5	.615
Opp. Shoots 35-39.99 Percent	10-0	1.000
Opp. Shoots <35 Percent	14-1	.933
<hr/>		
More 3-Pointers than Opp.	19-2	.905
Fewer 3-Pointers than Opp.	9-3	.750
Equal 3-Pointers as Opp.	4-1	.800
<hr/>		
More Free Throws than Opp.	15-0	1.000
Fewer Free Throws than Opp.	15-6	.714
Equal Free Throws as Opp.	2-0	1.000
<hr/>		
More Rebounds than Opp.	29-4	.879
Fewer Rebounds than Opp.	2-2	.500
Equal Rebounds as Opp.	1-0	1.000
<hr/>		
More Assists than Opp.	27-3	.900
Fewer Assists than Opp.	3-3	.500
Equal Assists than Opp.	2-0	1.000
<hr/>		
More Turnovers than Opp.	5-3	.625
Fewer Turnovers than Opp.	23-2	.920
Equal Turnovers than Opp.	4-1	.800
<hr/>		
Scoring 100+ Pts.	1-0	1.000
Scoring 90-99 Pts.	1-0	.000
Scoring 80-89 Pts.	8-2	.800
Scoring 70-79 Pts.	16-0	1.000
Scoring 60-69 Pts.	6-2	.750
Scoring <60 Pts.	0-2	.000
<hr/>		
Allowing 100+ Pts.	0-0	.000
Allowing 90-99 Pts.	0-0	.000
Allowing 80-89 Pts.	0-2	.000
Allowing 70-79 Pts.	2-1	.667
Allowing 60-69 Pts.	11-2	.846
Allowing <60 Pts.	19-1	.950
<hr/>		
Games Decided By 1-3 Pts.	2-3	.400
Games Decided By 4-6 Pts.	1-1	.500
Games Decided By 7-10 Pts.	2-1	.667
Games Decided By 11+ Pts.	27-1	.964
<hr/>		
November	6-1	.857
December	5-1	.833
January	7-0	1.000
February	6-2	.750
March	8-2	.800
April	0-0	.000
<hr/>		
in White Houston Uniforms	12-1	.923
in White Cougars Uniforms	5-1	.833
in White Throwback Uniforms	6-0	1.000
in Red Houston Uniforms	2-2	.500
in Black Houston Uniforms	1-0	1.000
in Black Cougars Uniforms	6-2	.750



2021-22 NCAA ELITE EIGHT 2021-22 American Athletic Conference Champions 2021-22 American Athletic Conference Tournament Champions

AMONG the BEST

- The Cougars finished among the nation's Top 25 in both national polls for the fourth consecutive season.
- The Cougars earned 665 points to finish at No. 15 in the final Associated Press poll and collected 540 points to stand at No. 7 in the final Ferris Mowers Coaches' poll.
- Marked the first time in school history that Houston ranked in the final AP Top 25 in five straight seasons.
- Cougars finished at No. 6 (AP) and No. 3 (Coaches) in 2020-21, at No. 11 (AP) and No. 12 in 2018-19, were No. 21 (AP) and No. 22 in 2017-18 and stood at No. 22 (AP) and No. 23 (Coaches) in 2019-20 before that season was cut short due to the COVID-19 pandemic.

WINS THROUGH the YEARS

- Graduate forward **Fabian White Jr.** established himself as the winningest player in Houston history during the 2021-22 season.
- During his Houston career, White assembled a 121-28 record.
- With the Cougars' win over UCF on Feb. 17, the Atascocita, Texas, native moved out of a tie with Houston great **Michael Young**, who set the school record with 109 victories from 1980 to 1984.

RISING HIGHER in GAMES PLAYED

- Graduate forward **Fabian White Jr.** ended his award-winning career as Houston's games played record holder
- With Houston's win at Wichita State on Feb. 20, 2021, White set a school record with the 137th game played of his award-winning career.
- White broke out of a tie with point guard **Galen Robinson Jr.**, who held the previous record with 136 games played from 2015-19.
- White finished his career competing in 149 games as a Cougar.

INJURY BUG BITES

- The injury bug bit the Cougars during the 2021-22 season.
- Seven student-athletes missed at least one game due to injury/illness with a combined total of 73 games lost.
- Guard **Tramon Mark** (left shoulder, 31 games) and guard **Marcus Sasser** (left foot, 26 games) were lost for the remainder of the season in December 2021. Mark underwent surgery on Dec. 22, while Sasser had surgery on Dec. 30. The duo averaged a combined 27.8 points per game in 2021-22.
- Senior guard **Reggie Chaney** (1 game) fought through a ligament injury to the middle finger of his left hand, which was taped heavily for games and practices. While the injury did not require surgery, it was painful when jostled and forced Chaney to miss Houston's Dec. 14 game against Louisiana.

- Guard **Kyler Edwards** (1 game) missed the Cougars' American Athletic Conference opener at Temple on Jan. 2 due to a left ankle injury.
- Guard **Ramon Walker Jr.** missed 10 games at the start of the season due to a ligament injury and subsequent surgery on his right hand.
- Guard **Robbie Armbruster** (2 games, right knee) and guard **Taze Moore** (2 games, illness) also missed games in 2021-22 for various reasons.

2021-22 AWARD WINNERS

KELVIN SAMPSON

- CBS Sports National Coach of the Year
- Ben Jobe Award recipient
- American Athletic Conference Coach of the Year
- NABC District 24 Coach of the Year
- Texas Coach of the Year (*Dave Campbell's Texas Basketball*)
- Jim Pheland Award Finalist
- Werner Ladder Naismith Coach of the Year Semifinalist

JOSH CARLTON

- All-American Athletic Conference First Team
- NABC All District 24 Second Team
- American Athletic Conference Player of the Week (Jan. 10, 2022)
- American Athletic Conference Honor Roll (Feb. 21, 2022)
- American Athletic Conference Honor Roll (Jan. 31, 2022)
- American Athletic Conference Honor Roll (Dec. 27, 2021)
- Portsmouth Invitational All-Tournament Team

KYLER EDWARDS

- Lefty Driesell Award Finalist
- American Athletic Conference All-Tournament Team
- NABC All District 24 First Team
- All-American Athletic Conference Second Team
- All-Texas Third Team (*Dave Campbell's Texas Basketball*)
- All-Texas Defensive Team (*Dave Campbell's Texas Basketball*)
- American Athletic Conference Player of the Week (Jan. 24, 2022)
- American Athletic Conference Player of the Week (Jan. 17, 2022)

TAZE MOORE

- American Athletic Conference All-Tournament Team
- All-Texas Honorable Mention (*Dave Campbell's Texas Basketball*)
- Great Clips College Slam Dunk Champion

MARCUS SASSER

- American Athletic Conference Player of the Week (Nov. 15, 2021)
- American Athletic Conference Honor Roll (Dec. 13, 2021)
- American Athletic Conference Honor Roll (Dec. 6, 2021)
- American Athletic Conference Honor Roll (Nov. 22, 2021)

JAMAL SHEAD

- NCAA South Region All-Tournament Team
- All-American Athletic Conference Third Team
- 2021-22 All-Texas Honorable Mention (*Dave Campbell's Texas Basketball*)
- American Athletic Conference Honor Roll (Dec. 20, 2021)

FABIAN WHITE Jr.

- American Athletic Conference Championship Most Outstanding Player
- American Athletic Conference All-Tournament Team
- All-American Athletic Conference First Team
- NABC All District 24 First Team
- All-Texas Second Team (*Dave Campbell's Texas Basketball*)
- Maui Jim Maui Invitational All-Tournament Team
- American Athletic Conference Player of the Week (Feb. 28, 2022)
- American Athletic Conference Player of the Week (Feb. 7, 2022)
- American Athletic Conference Honor Roll (March 7, 2022)
- American Athletic Conference Honor Roll (Jan. 3, 2022)
- American Athletic Conference Honor Roll (Nov. 29, 2021)

2021-22 REVIEW

2021-22 SEASON NOTEBOOK



2022 AMERICAN ATHLETIC CONFERENCE TOURNAMENT CHAMPIONS

He became only the third Cougar to reach that total, joining **Reid Gettys** and **Ken Ciolli**.

- Gettys reached that total three times during his career (309 in 1983-84; 209 in 1982-83 and 208 in 1984-85). Ciolli handed out 201 assists during the 1976-77 season.

- Shead dished out a game-high seven assists in the Cougars' NCAA Tournament First-Round win over (12) UAB on Friday inside PPG Paints Arena in Pittsburgh. He followed that with three assists in the Second-Round win over #19/16 (4) Illinois on Sunday.

- The Manor, Texas, native finished with a team-high 221 assists in 2021-22 and joined Gettys as the only Cougars to reach that total in a single season.

- Shead's 2021-22 total is the most by any Cougar since Gettys set the school record with 309 assists in 1983-84

- Shead's average of 5.8 assists per game ranked 11th in Houston single-season history.

ONE of a KIND

- While best known for his passes to his Cougar teammates, point guard **Jamal Shead** did just as well in taking care of the ball in 2021-22.

- Shead led the Cougars and the American Athletic Conference with 5.8 assists per game and a 2.91 assist-turnover ratio.

- The Manor, Texas, native ranked eighth nationally with his assist total and was 10th nationally in assist-turnover ratio.

- Shead was the only student-athlete in NCAA Division I to rank among the nation's Top-10 leaders in both categories.

AMERICAN CHAMPIONSHIP MOST OUTSTANDING PLAYER FABIAN WHITE JR.

- Overcoming a bad back, graduate forward **Fabian White Jr.** was named the American Athletic Conference Championship Most Outstanding Player after leading the Cougars.

- Averaged 12.7 points and 3.7 rebounds per game while hitting 55.6 percent (15-of-27) from the field and 57.1 percent (4-of-7 from the 3-point line in wins over (8) Cincinnati, (5) Tulane and (3) Memphis inside Dickies Arena on March 11-13.

- White became the second straight Cougar to receive that honor at the league's annual postseason event, joining guard **Quentin Grimes** (2021).

- He became only the seventh Cougar to receive that honor, joining Grimes (2021 *The American*); **Kelvin Lewis** (2010 Conference USA); **Hakeem Olajuwon** (1984 Southwest); **Michael Young** (1983 Southwest); **Rob Williams** (1981 Southwest) and **Mike Schultz** (1978 Southwest).

- He and Grimes are the first Cougars to receive the award in back-to-back years since Olajuwon (1984) and Young (1983) accomplished the feat in the Southwest Conference.

ALL-TOURNAMENT TEAM TIME

- Graduate forward **Fabian White Jr.** wasn't the only Cougar to earn honors at the American Athletic Conference Championship in Fort Worth on March 10-13.

- Was joined on the All-Tournament Team by senior guard **Kyler Edwards** and graduate guard **Taze Moore**.

- Marked the second straight season Houston put three members on the All-Tournament Team

- **Kyler Edwards:** Averaged 13.3 points, 17.3 rebounds, 4.7 assists and 1.3 steals per game... Posted eight points with game-high 11 rebounds and added five assists in Title Game win over Memphis (3/13)... Scored 20 points with six 3-pointers in Semifinal win over Tulane (3/12).

- **Taze Moore:** Averaged 12.3 points and 4.0 rebounds per game and tied with Edwards for team-high honors with 4.7 assists per game... Scored 11 points with eight assists and four rebounds in Title Game win over Memphis (3/13).

30-WIN TEAMS					
Rk.	No.	Record	Year	Head Coach	Postseason
1.	33	33-4	2018-19	Kelvin Sampson	NCAA Sweet 16
t2.	32	32-6	2021-22	Kelvin Sampson	NCAA Elite Eight
		32-5	1983-84	Guy V. Lewis	NCAA National Runner-Up
t4.	31	31-3	1982-83	Guy V. Lewis	NCAA National Runner-Up
		31-2	1967-68	Guy V. Lewis	NCAA Final Four
20-WIN TEAMS					
6.	29	29-8	1976-77	Guy V. Lewis	NIT Runner-Up
7.	28	28-4	2020-21	Kelvin Sampson	NCAA Final Four
t8.	27	27-8	2017-18	Kelvin Sampson	NCAA Second Round
		27-4	1966-67	Guy V. Lewis	NCAA Final Four
t10.	25	25-6	1991-92	Pat Foster	NCAA First Round
		25-8	1989-90	Pat Foster	NCAA First Round
		25-8	1981-82	Guy V. Lewis	NCAA Final Four
		25-8	1977-78	Guy V. Lewis	NCAA First Round
		25-5	1969-70	Guy V. Lewis	NCAA Second Round
15.	24	24-10	2007-08	Tom Penders	CBI Semifinal
t16.	23	23-8	2019-20	Kelvin Sampson	None – COVID-19
		23-4	1972-73	Guy V. Lewis	NCAA First Round
		23-6	1965-66	Guy V. Lewis	NCAA Second Round
t19.	22	22-10	2015-16	Kelvin Sampson	NIT First Round
		22-7	1970-71	Guy V. Lewis	NCAA Second Round
t21.	21	21-11	2016-17	Kelvin Sampson	NIT First Round
		21-12	2008-09	Tom Penders	CBI First Round
		21-10	2005-06	Tom Penders	NIT Second Round
		21-9	1992-93	Pat Foster	NIT First Round
		21-9	1980-81	Guy V. Lewis	NCAA First Round
		21-6	1961-62	Guy V. Lewis	NIT Quarterfinals
t27.	20	20-13	2012-13	James Dickey	CBI Quarterfinals
		20-7	1971-72	Guy V. Lewis	NCAA First Round

FINAL 2021-22 NATIONAL POLLS

2021-22 opponents in bold

Associated Press

Rk.	Team	Record	Pts.
1.	Gonzaga (54)	26-3	1,518
2.	Arizona (7)	31-3	1,470
3.	Kansas	28-6	1,388
4.	Baylor	26-6	1,286
5.	Tennessee	26-7	1,235
6.	Villanova	26-7	1,211
7.	Kentucky	26-7	1,178
8.	Auburn	27-5	1,144
9.	Duke	28-6	986
10.	Purdue	27-7	957
11.	UCLA	25-7	823
12.	Texas Tech	25-9	819
13.	Providence	25-5	736
14.	Wisconsin	24-7	684
15.	Houston	29-5	665
16.	Iowa	26-9	660
17.	Arkansas	25-8	577
18.	Saint Mary's (Calif.)	25-7	507
19.	Illinois	22-9	456
20.	Murray State	30-2	424
21.	UConn	23-9	352
22.	USC	26-7	169
23.	Boise State	27-7	164
24.	Colorado State	25-5	82
25.	Texas	21-11	71

Others receiving votes: Virginia Tech 63, South Dakota State 32, San Diego State 32, LSU 25, Memphis 18, Loyola Chicago 18, North Carolina 16, Michigan State 14, Texas A&M 13, Alabama 9, Ohio State 7, Creighton 4, Vermont 3, Davidson 3, San Francisco 2, Indiana 2, Seton Hall 1, Yale 1, Longwood 1.

Ferris Mowers Coaches'

Rk.	Team	Record	Pts.
1.	Kansas (32)	34-6	800
2.	North Carolina	29-10	741
3.	Duke	32-7	706
4.	Villanova	30-8	705
5.	Gonzaga	28-4	644
6.	Arizona	33-4	619
7.	Houston	32-6	540
8.	Arkansas	28-9	518
9.	Baylor	27-7	499
10.	Purdue	29-8	463
11.	UCLA	27-8	453
12.	Texas Tech	27-10	440
13.	Providence	27-6	400
14.	Auburn	28-6	386
15.	Tennessee	27-8	379
t16.	Miami (Fla.)	26-11	264
t16.	Kentucky	26-8	264
18.	Wisconsin	25-8	228
19.	Illinois	23-10	223
20.	Saint Mary's (Calif.)	26-8	149
21.	Iowa	26-10	133
22.	Murray State	31-3	115
23.	Iowa State	22-13	112
24.	Saint Peter's	22-12	111
25.	Michigan	19-15	108

Others receiving votes: Texas 104, UConn 59, USC 45, Michigan State 35, Virginia Tech 24, Ohio State 23, Creighton 22, Notre Dame 20, TCU 19, Memphis 15, Xavier 9, Boise State 9, San Francisco 4, Colorado State 4, Seton Hall 3, Rutgers 2, LSU 2, Texas A&M 1.

WEEK-by-WEEK

Date	AP	Coaches
Preseason	#15 – 694	#14 – 343
Week 1 (Nov. 15)	#15 – 655	– No Poll –
Week 2 (Nov. 22)	#12 – 861	#11 – 431
Week 3 (Nov. 29)	#15 – 631	#14 – 321
Week 4 (Dec. 6)	#14 – 686	#13 – 352
Week 5 (Dec. 13)	#14 – 683	#13 – 369
Week 6 (Dec. 20)	#13 – 800	#14 – 398
Week 7 (Dec. 27)	#12 – 801	#14 – 338
Week 8 (Jan. 3)	#12 – 849	#14 – 328
Week 9 (Jan. 10)	#11 – 949	#11 – 431
Week 10 (Jan. 17)	#10 – 1,036	#10 – 491
Week 11 (Jan. 24)	t-#7 – 1,116	#9 – 538
Week 12 (Jan. 31)	#6 – 1,164	#9 – 567
Week 13 (Feb. 7)	#6 – 1,205	#7 – 605
Week 14 (Feb. 14)	#14 – 700	#15 – 351
Week 15 (Feb. 21)	#14 – 734	#15 – 333
Week 16 (Feb. 28)	t-#14 – 759	#14 – 376
Week 17 (March 7)	#18 – 502	#18 – 255
Week 18 (March 14)	#15 – 665	#15 – 286
Final (April 5)	– No Poll –	#7 – 540

2021-22 SEASON NOTEBOOK

COUGARS AMONG STATISTICAL LEADERS

Final National & American rankings

TEAM

Category	NCAA Mark	American Rank	National Rank
Associated Press	15th	1st	15th
Fenris/Movers/Coaches	7th	1st	7th
NET	3rd	1st	3rd
KenPom	+27.70	1st	2nd
Offensive Efficiency	116.8	1st	10th
Defensive Efficiency	89.1	1st	8th
BPI	2nd	1st	2nd
W-L Percentage	84.2	1st	6th
American W-L Percentage	83.3	1st	---
Scoring Offense	74.8	2nd	71st
Scoring Defense	58.8	1st	3rd
Scoring Margin	+16.1	1st	2nd
FG Pct.	46.5	2nd	47th
Opp. FG Pct.	37.1	1st	1st
3-Pt. Pct.	33.8	6th	181st
3-Pt. FGs per Game	7.8	5th	128th
Opp. 3-Pt. Pct.	28.8	1st	9th
FT Pct.	66.7	10th	316th
Total Rebounds	39.0	1st	24th
Total Rebounds Allowed	32.0	1st	---
Rebounding Margin	+7.0	1st	12th
Offensive Rebounds	13.3	1st	7th
Offensive Rebound Pct.	37.7	1st	---
Defensive Rebounds	25.7	4th	137th
Defensive Rebound Pct.	72.0	2nd	---
Assists	16.2	1st	14th
Steals	8.0	2nd	39th
Blocked Shots	5.2	2nd	14th
Turnovers	11.1	3rd	49th
Turnover Margin	+3.1	2nd	25th
Turnovers Forced	14.2	3rd	69th
Assist/Turnover Ratio	1.46	1st	18th

INDIVIDUAL

Category	Mark	American Rank	National Rank
SCORING			
Kyler Edwards	13.8	11th	346th
Fabian White Jr.	12.5	16th	---
Josh Carlton	11.6	20th	---

Category	Mark	American Rank	National Rank
REBOUNDS			
Josh Carlton	6.2	5th	295th
Kyler Edwards	5.9	10th	---
Fabian White Jr.	5.7	14th	---

Category	Mark	American Rank	National Rank
FIELD-GOAL PERCENTAGE			
None			

Category	Mark	American Rank	National Rank
ASSISTS			
Jamal Shead	5.8	1st	10th
Kyler Edwards	3.2	12th	276th

Category	Mark	American Rank	National Rank
FREE THROW PERCENTAGE			
None			

Category	Mark	American Rank	National Rank
STEALS			
Jamal Shead	1.6	4th	119th
Taze Moore	1.6	11th	164th

Category	Mark	American Rank	National Rank
3-POINT FIELD GOAL PERCENTAGE			
Kyler Edwards	33.3	5th	94th

Category	Mark	American Rank	National Rank
3-POINT FIELD GOALS MADE			
Kyler Edwards	2.7	3rd	57th

Category	Mark	American Rank	National Rank
BLOCKED SHOTS			
Fabian White Jr.	1.4	6th	92nd
Josh Carlton	1.2	7th	139th

Category	Mark	American Rank	National Rank
ASSIST/TURNOVER RATIO			
Jamal Shead	2.91	1st	9th
Kyler Edwards	2.05	4th	74th

Category	Mark	American Rank	National Rank
OFFENSIVE REBOUNDS			
Josh Carlton	3.3	1st	20th
Fabian White Jr.	2.3	5th	178th
J'Wan Roberts	2.1	10th	253rd

Category	Mark	American Rank	National Rank
DEFENSIVE REBOUNDS			
Kyler Edwards	5.0	5th	186th

Category	Mark	American Rank	National Rank
MINUTES PLAYED			
Kyler Edwards	34:06	6th	142nd
Jamal Shead	30:57	13th	---

Category	Mark	American Rank	National Rank
DOUBLE-DOUBLES			
Josh Carlton	4	t-4th	t-228th
Fabian White Jr.	4	t-4th	t-228th
Jamal Shead	4	t-4th	t-228th
Kyler Edwards	3	t-8th	t-296th
Taze Moore	2	t-12th	---
J'Wan Roberts	1	t-21st	---

AMERICAN ATHLETIC CONFERENCE POSTSEASON HONORS

• Five Cougars were honored with American Athletic Conference postseason awards in 2021-22.

• First time since 2016-17 with two First-Team selections (Guards **Damyean Dotson** and **Rob Gray**) and only second time since 1989-90 season.

Coach Kelvin Sampson: Named league's Coach of the Year for the third time in the last four years... Seventh conference Coach of the Year honor of his career from fourth different league... 2021-22 Cougars lost four starters from last year's NCAA Final Four squad... Lost two of team's Top-Four scorers (Marcus Sasser and Trammon Mark) in late December 2021.

Fabian White Jr.: Earned first American postseason honor of career... 12.5 points and 5.7 rebounds per game with 49.1 field goal percentage... Winningest player in Houston history... Played in more games than any Cougar in school history.

Josh Carlton: Collected second American postseason honor from second different school (Was league Most Improved Player in 2018-19 at UConn)... Team-best 6.2 rebounds per game and 62.6 field goal percentage... League-best 3.3 offensive rebounds per game.

Kyler Edwards: Second conference postseason honor of career (2020-21 All-Big 12 Honorable Mention at Texas Tech)... Team-best 13.8 points per game... Among American's Top-10 leaders in 3-point field goals per game (2.3) and 3-point field-goal percentage (36.9)... One of only three players to rank among league's Top-12 leaders in both scoring and rebounding.

Jamal Shead: First postseason honor of his career... League- and Houston-best 5.8 assists per game and 2.91 assist-turnover ratio... Career-high and Fertitta Center-record 13 assists vs. Temple (March 3).

QUADRUPLE-DIGIT COUGARS

• Four Cougars reached the 1,000-point milestone in their careers during the 2021-22 season.

• Senior guard **Kyler Edwards** was the first Cougar to reach that mark this season after scoring 13 points against Oklahoma State inside Dickies Arena during Hoop Hype XL in Fort Worth, Texas on Dec. 18, 2021... Edwards finished with 1,367 points in his career (856 at Texas Tech, 511 at Houston).

• Graduate guard **Taze Moore** was the next Cougar to hit 1,000 after scoring 13 points against South Florida inside the Fertitta Center on Jan. 18. Moore finished with 1,260 points in his career (884 at Cal State Bakersfield, 376 at Houston).

• Graduate forward **Fabian White Jr.** reached quadruple digits with 22 points against Tulane inside the Fertitta Center on Feb. 2. White became the 49th 1,000-point scorer in Houston history and finished 27th in school history with 1,234 points.

• Graduate forward **Josh Carlton** was the last Cougar to reach the 1,000-point plateau in 2021-22 after scoring eight points in a road win at Cincinnati on Feb. 6. Carlton finished with 1,186 points during his career (746 at UConn, 446 at Houston).

IN the RECORDS BOOK

• With his hot shooting from long distance in Houston's big win over Northwestern State on Nov. 30, 2021, guard **Marcus Sasser** tied a school 20-minute record.

• Sasser drained seven 3-pointers in the opening 20 minutes against the Demons on the way to a game-high 26 points.

• The Dallas native became only the second Cougar in school history to sink 7+ treys in any half. He equaled the mark first set by guard **Robert McKiver** against Charleston

WINNINGEST 4-YEAR CLASSES

Rk.	Wins	Years	Seniors in Final Season
1.	116	18-19 (33-4), 19-20 (23-8), 20-21 (28-4), 21-22 (32-6)	Fabian White Jr. , Josh Carlton, Kyler Edwards Taze Moore
2.	111	17-18 (27-8), 18-19 (33-4), 19-20 (23-8), 20-21 (28-4)	Justin Gorham, Brison Gresham, DeJon Jarreau
3.	109	80-81 (21-9), 81-82 (25-8), 82-83 (31-3), 83-84 (32-5)	Derek Giles, Michael Young
t4.	104	16-17 (21-11), 17-18 (27-8), 18-19 (33-4), 19-20 (23-8)	Chris Harris Jr. Marvin Alexander, Benny Anders, Braxton Clark,
t4.	104	81-82 (25-8), 82-83 (31-3), 83-84 (32-5), 84-85 (16-14)	Eric Dickens, Reid Gettys
6.	103	15-16 (22-10), 16-17 (21-11), 17-18 (27-8), 18-19 (33-4)	Breaon Brady, Corey Davis Jr., Landon Goesling, Galen Robinson Jr.
7.	100	64-65 (19-10), 65-66 (23-6), 66-67 (27-4), 67-68 (31-2)	Don Chaney, Elvin Hayes , Vern Lewis
8.	99	66-67 (27-4), 67-68 (31-2), 68-69 (16-10), 69-70 (25-5)	Melvin Bell, Tom Gribben , Ollie Taylor
9.	97	65-66 (23-6), 66-67 (27-4), 67-68 (31-2), 68-69 (16-10)	Billy Bane, Niemer Hamood, Theodis Lee , George Reynolds, Ken Spain
10.	94	67-68 (31-2), 68-69 (16-10), 69-70 (25-5), 70-71 (22-7)	Mars Evans, Poo Welch

Bold – Played 4+ seasons at Houston
(3+ years for those who played before freshmen eligibility)

on Nov. 17, 2007, at the ESPN Puerto Rico Tipoff in San Juan, P.R.

BOTH ENDS of the COURT

• Guard **Kyler Edwards** found himself in elite company in the American Athletic Conference during the 2021-22 season.

• Edwards was one of only three student-athletes to rank among the league's Top-11 leaders in both scoring **AND** rebounding.

• Edwards finished 11th in the league with 13.8 points per game and stood 10th with 6.0 rebounds per contest.

• He joined Tulsa's Jeriah Horne (16.1 ppg, 5th; 6.9 rpg, 3rd) and Tulane's Kevin Cross (13.9 ppg, 10th; 6.8 rpg, 4th) as the only members of the exclusive group.



JAMAL SHEAD

NCAA South Region All-Tournament Team



SENIORS
0 0 0 0

SENIORS
0 0 0 0

SENIORS
0 0 0 0

THANK YOU SENIORS

EDWARDS
11

MOORE
4

WHITE JR.
35

CARLTON
25

THANK YOU SENIORS

THANK YOU SENIORS

THANK YOU SENIORS

THANK YOU SENIORS

THANK YOU SENIORS

THANK YOU SENIORS

THANK YOU SENIORS

THANK YOU SENIORS

THANK YOU SENIORS

KYLER EDWARDS • TAZE MOORE • FABIAN WHITE Jr. • JOSH CARLTON
Senior Night • March 3, 2022 • Fertitta Center



2021-22 STATISTICS

2021-22 STATISTICS

2022-23 returning student-athletes in red

OVERALL (32-6)

(16-1 home • 7-3 away • 9-2 neutral)

Player	GP-GS	Min	Avg	FG		Pct	3FG		Pct	FT	FTA	Pct	Rebounds				PF	DQ	A	TO	Blk	Stl	Pts	Avg
				FGA	Pct		FGA	Pct					Off	Def	Tot	Avg								
Marcus Sasser	12-12	383	31.9	69	158	.437	45	103	.437	29	39	.744	3	31	34	2.8	17	0	31	26	1	26	212	17.7
Kyler Edwards	37-37	1262	34.1	164	444	.369	98	294	.333	85	122	.697	34	186	220	5.9	64	0	119	58	13	38	511	13.8
Fabian White Jr.	38-38	1057	27.8	186	379	.491	49	132	.371	53	77	.688	86	130	216	5.7	90	3	45	45	53	39	474	12.5
Josh Carlton	38-28	826	21.7	179	286	.626	1	1	1.000	81	140	.579	124	113	237	6.2	99	3	31	62	45	18	440	11.6
Taze Moore	36-31	1082	30.1	150	340	.441	44	138	.319	32	44	.727	58	118	176	4.9	84	1	103	52	23	56	376	10.4
Tramon Mark	7-0	143	20.4	25	55	.455	5	18	.278	16	17	.941	3	14	17	2.4	17	0	17	10	2	10	71	10.1
Jamal Shead	38-32	1176	30.9	140	346	.405	36	121	.298	65	81	.802	21	93	114	3.0	90	1	221	76	9	62	381	10.0
Reggie Chaney	37-10	437	11.8	44	62	.710	0	0	.000	31	49	.633	27	54	81	2.2	77	3	14	22	22	15	119	3.2
Ramon Walker Jr.	28-2	516	18.4	28	82	.341	17	62	.274	16	19	.842	22	53	75	2.7	46	0	14	15	3	10	89	3.2
J'Wan Roberts	38-0	617	16.2	49	78	.628	0	4	.000	22	44	.500	78	109	187	4.9	52	0	20	22	14	24	120	3.2
Robbie Armbruster	17-0	64	3.8	8	16	.500	1	2	.500	3	13	.231	1	8	9	0.5	7	0	1	5	0	6	20	1.2
Ja'Vier Francis	18-0	74	4.1	9	14	.643	0	0	.000	3	9	.333	5	11	16	0.9	5	0	6	11	1	21	1.2	
Ryan Elvin	17-0	38	2.2	3	7	.429	2	6	.333	2	3	.667	1	0	1	0.1	4	0	1	0	0	0	10	0.6
Team													43	56	99	2.6	0		24				0	
Totals	38-38	7,675		1,054	2,267	.465	298	881	.338	438	657	.667	506	976	1,482	39.0	652	11	617	423	196	305	2,844	74.8
Opponents	38-39	7,675		744	2,003	.371	246	855	.288	499	696	.717	379	837	1,216	32.0	641	11	411	541	88	225	2,233	58.8

SCORE BY PERIODS	1st	2nd	OT	OT2	Total
Houston	1,419	1,391	24	10	2,844
Opponents	1,047	1,162	16	8	1,233

DEADBALL REBOUNDS	OFF	DEF	Total
Houston	83	8	91
Opponents	93	16	99

AMERICAN ATHLETIC CONFERENCE ONLY (15-3)

(8-1 home • 7-2 away)

Player	GP-GS	Min	Avg	FG		Pct	3FG		Pct	FT	FTA	Pct	Rebounds				PF	DQ	A	TO	Blk	Stl	Pts	Avg
				FGA	Pct		FGA	Pct					Off	Def	Tot	Avg								
Fabian White Jr.	18-18	556	30.9	108	205	.527	29	75	.387	32	43	.744	43	68	111	6.2	44	3	23	30	34	23	277	15.4
Kyler Edwards	17-17	608	35.8	75	216	.347	46	148	.311	50	70	.714	15	87	102	6.0	36	0	73	29	8	19	246	14.5
Josh Carlton	18-18	437	24.3	93	151	.616	1	1	1.000	50	83	.602	68	73	141	7.8	50	2	22	30	26	7	237	13.2
Taze Moore	18-18	610	33.9	90	194	.464	27	79	.342	13	20	.650	27	65	92	5.1	48	1	53	30	11	29	220	12.2
Jamal Shead	18-17	575	31.9	65	175	.371	16	63	.254	24	31	.774	12	49	61	3.4	42	0	111	42	5	30	170	9.4
Ramon Walker Jr.	18-2	350	19.4	20	62	.323	12	48	.250	8	10	.800	17	35	52	2.9	33	0	9	12	2	5	60	3.3
Reggie Chaney	18-0	191	10.6	17	26	.654	0	0	.000	17	22	.773	10	27	37	2.1	32	1	8	12	12	4	51	2.8
J'Wan Roberts	18-0	252	14.0	18	33	.545	0	0	.000	4	9	.444	24	32	56	3.1	25	0	9	12	5	6	40	2.2
Ja'Vier Francis	8-0	26	3.3	3	5	.600	0	0	.000	2	5	.400	2	4	6	0.8	4	0	0	3	6	0	8	1.0
Robbie Armbruster	8-0	34	4.3	3	8	.375	0	1	.000	2	5	.400	1	3	4	0.5	3	0	0	2	0	4	8	1.0
Ryan Elvin	7-0	11	1.6	1	1	1.000	1	1	1.000	0	0	.000	0	0	0	0.0	1	0	0	0	0	0	3	0.4
Team													18	28	46	2.6	0		10				0	
Totals	18-18	3,650		493	1,076	.458	132	416	.317	202	298	.678	237	471	708	39.3	318	7	308	212	109	127	1,320	73.3
Opponents	18-18	3,650		360	967	.372	121	398	.304	258	359	.719	186	402	588	32.7	302	8	191	232	47	109	1,099	61.1

SCORE BY PERIODS	1st	2nd	OT	OT2	Total
Houston	663	637	10	10	1,320
Opponents	506	575	10	8	1,099

DEADBALL REBOUNDS	OFF	DEF	Total
Houston	36	5	41
Opponents	46	4	50

2021-22 RESULTS

Date	Opponent	W/L	Score	Attendance	High Points	High Rebounds	High Assists
11/9/21	HOFSTRA	W (OT)	83-75	6,883	(25) Marcus Sasser	(15) J'Wan Roberts	(3) by four players
11/12/21	RICE	W	79-46	6,967	(26) Marcus Sasser	(9) J'Wan Roberts	(5) Marcus Sasser
11/16/21	rv/#25 VIRGINIA	W	67-47	7,051	(19) Marcus Sasser	(8) Fabian White Jr.	(4) Marcus Sasser
<i>Maui Jim Maui Invitational (Michelob ULTRA Arena - Las Vegas)</i>							
11/22/21	vs. Butler	W	70-52	2,937	(21) Fabian White Jr.	(8) Fabian White Jr.	(4) Kyler Edwards
11/23/21	vs. Wisconsin	L	63-65	3,391	(18) Kyler Edwards	(6) J'Wan Roberts	(5) Jamal Shead
11/24/21	vs. rv/#23 Oregon	W	78-49	2,901	(15) Fabian White Jr.	(7) Fabian White Jr.	(6) Jamal Shead
11/30/21	NORTHWESTERN STATE	W	99-58	6,639	(26) Marcus Sasser	(8) Fabian White Jr.	(9) Jamal Shead
12/3/21	BRYANT	W	111-44	7,051	(22) Tramon Mark	(12) J'Wan Roberts	(4) Moore, Shead, Mark
12/6/21	ALCORN STATE	W	77-45	6,649	(18) Tramon Mark	(7) Kyler Edwards	(10) Jamal Shead
12/11/21	at #9/9 Alabama	L	82-83	10,613	(25) Marcus Sasser	(13) J'Wan Roberts	(3) Jamal Shead
12/14/21	LOUISIANA	W	71-56	6,955	(17) Josh Carlton	(10) Taze Moore	(5) Jamal Shead
<i>Hoop Hype XL College Basketball Showcase (Dickies Arena - Fort Worth, Texas)</i>							
12/18/21	vs. Oklahoma State	W	72-61	1,800	(18) Jamal Shead	(11) Josh Carlton	(8) Jamal Shead
12/22/21	TEXAS STATE	W	80-47	7,488	(20) Josh Carlton	(5) Roberts, Walker Jr., Carlton	(10) Jamal Shead
1/2/22	* at Temple	W	66-61	3,229	(15) Fabian White Jr.	(14) Fabian White Jr.	(6) Jamal Shead
1/5/22	* at South Florida	W	83-66	2,291	(30) Josh Carlton	(11) Josh Carlton	(8) Kyler Edwards
1/8/22	* WICHITA STATE	W	76-66	7,051	(22) Josh Carlton	(12) Josh Carlton	(7) Jamal Shead
1/15/22	* at Tulsa	W	66-64	3,349	(29) Kyler Edwards	(11) Taze Moore	(3) Kyler Edwards
1/18/22	* SOUTH FLORIDA	W	74-55	6,959	(23) Kyler Edwards	(7) Kyler Edwards	(5) Jamal Shead
1/22/22	* EAST CAROLINA	W	79-36	7,287	(25) Kyler Edwards	(9) Josh Carlton	(7) Kyler Edwards
1/29/22	* at UCF	W	63-49	8,142	(17) Kyler Edwards	(15) Josh Carlton	(4) Kyler Edwards
2/2/22	* TULANE	W	73-62	7,312	(21) Fabian White Jr.	(9) Josh Carlton	(6) Edwards, Moore
2/6/22	* at Cincinnati	W	80-58	11,742	(22) Fabian White Jr.	(9) Fabian White Jr.	(6) Jamal Shead
2/9/22	* at -/rv SMU	L	83-85	5,247	(17) Moore, Edwards, Carlton	(13) Fabian White Jr.	(12) Jamal Shead
2/12/22	* MEMPHIS	L	59-69	7,450	(15) White Jr., Moore	(8) Taze Moore	(4) Taze Moore
2/17/22	* UCF	W	70-52	6,957	(14) Taze Moore	(10) Josh Carlton	(8) Jamal Shead
2/20/22	* at Wichita State	W (2OT)	76-74	9,070	(23) Josh Carlton	(11) Josh Carlton	(9) Jamal Shead
2/23/22	* at Tulane	W	81-67	2,707	(21) Kyler Edwards	(11) J'Wan Roberts	(7) Jamal Shead
2/27/22	* rv/rv SMU	W	75-61	7,603	(21) Fabian White Jr.	(9) Fabian White Jr.	(11) Jamal Shead
3/1/22	* CINCINNATI	W	71-53	7,598	(28) Fabian White Jr.	(10) Fabian White Jr.	(4) Kyler Edwards
3/3/22	* TEMPLE	W	84-46	7,562	(26) Fabian White Jr.	(8) Josh Carlton	(13) Jamal Shead
3/6/22	* at Memphis	L	61-75	17,946	(19) Kyler Edwards	(7) Kyler Edwards	(8) Jamal Shead
<i>American Athletic Conference Championship (Dickies Arena - Fort Worth, Texas)</i>							
3/11/22	vs. (8) Cincinnati	W	69-56	6,726	(18) Fabian White Jr.	(8) Fabian White Jr.	(7) Jamal Shead
3/12/22	vs. (5) Tulane	W	86-66	7,012	(20) Kyler Edwards	(13) J'Wan Roberts	(8) Kyler Edwards
3/13/22	vs. (3) Memphis	W	71-53	6,947	(20) Fabian White Jr.	(11) Kyler Edwards	(8) Taze Moore
<i>NCAA Tournament First/Second Rounds (PPG Paints Arena - Pittsburgh)</i>							
3/18/22	vs. (12) UAB	W	82-68	17,410	(25) Kyler Edwards	(7) Kyler Edwards	(7) Jamal Shead
3/20/22	vs. #19/16 (4) Illinois	W	68-53	18,506	(21) Taze Moore	(7) Moore, White Jr.	(4) Kyler Edwards
<i>NCAA Tournament South Regional (AT&T Center - San Antonio, Texas)</i>							
3/24/22	vs. #2/2 (1) Arizona	W	72-60	17,357	(21) Jamal Shead	(7) Josh Carlton	(6) Jamal Shead
3/26/22	vs. #6/5 (2) Villanova	L	44-50	17,186	(15) Taze Moore	(10) Taze Moore	(4) Kyler Edwards

RECORD/ATTENDANCE SUMMARY

	G	W-L	Total	Average	High
Home	17	16-1	121,462	7,145	7,603 – vs. –rv/SMU (Feb. 27)
The American games	9	8-1	65,779	7,309	7,603 – vs. –rv/SMU (Feb. 27)
Away	10	7-3	74,336	7,444	17,946 – at Memphis (March 6)
The American games	9	7-2	63,723	7,081	17,946 – at Memphis (March 6)
Neutral	11	9-2	102,168	1,658	6,550 – vs. Oregon State (March 29)
Totals	38	32-6	195,798	5,153	6,550 – vs. Oregon State (March 29)
The American games	18	15-3	129,502	7,195	2,625 – at Wichita State (Feb. 18)



2021-22 STATISTICS

2021-22 MISCELLANEOUS STATISTICS
2022-23 returning student-athletes in red

NON-CONFERENCE (17-3)
(8-0 Home • 0-1 Away • 9-2 Neutral)

Table with 23 columns: Player, GP-GS, Min, Avg, FG, FGA, Pct, 3FG, FGA, Pct, FT, FTA, Pct, Off, Def, Tot, Avg, PF, DQ, A, TO, Blk, Stl, Pts, Avg. Rows include players like Marcus Sasser, Kyle Edwards, Jamal Shead, and team totals.

HOME GAMES (16-1)

Table with 23 columns: Player, GP-GS, Min, Avg, FG, FGA, Pct, 3FG, FGA, Pct, FT, FTA, Pct, Off, Def, Tot, Avg, PF, DQ, A, TO, Blk, Stl, Pts, Avg. Rows include players like Marcus Sasser, Tramon Mark, Fabian White Jr., and team totals.

WINNING GAMES (32-0)
(16-0 home • 7-0 away • 9-0 neutral)

Table with 23 columns: Player, GP-GS, Min, Avg, FG, FGA, Pct, 3FG, FGA, Pct, FT, FTA, Pct, Off, Def, Tot, Avg, PF, DQ, A, TO, Blk, Stl, Pts, Avg. Rows include players like Marcus Sasser, Kyle Edwards, Fabian White Jr., and team totals.

2021-22 REVIEW



POINTS-REBOUNDS-ASSISTS

Opponent	Date	Score	WL	0 Marcus Sasser	1 Jamal Shead	2 Robbie Armbruster	3 Ramon Walker Jr.	4 Taze Moore	5 Ja'Vier Francis	11 Kyler Edwards	12 Tramon Mark	13 J'Wan Roberts
HOFSTRA	11/9/21	83-75	WOT	25-4-3	8-1-3	DNP	DNP	12-3-3	DNP	10-11-1	DNP	8-15-1
RICE	11/12/21	79-46	W	26-4-5	7-4-4	DNP	DNP	2-7-1	0-3-0	18-6-3	DNP	3-9-0
rv/#25 VIRGINIA	11/16/21	67-47	W	19-2-4	5-1-3	DNP	DNP	5-5-3	0-0-0	18-2-0	DNP	2-7-1
vs. Butler	11/22/21	70-52	W	9-0-3	8-2-3	3-1-0	DNP	7-4-1	0-0-0	10-3-4	5-1-1	5-6-1
vs. Wisconsin	11/23/21	63-65	L	11-2-2	8-2-5	DNP	DNP	0-3-0	DNP	18-5-1	8-2-1	5-6-0
vs. rv/323 Oregon	11/24/21	78-49	W	14-2-3	4-2-6	0-1-0	DNP	2-3-0	4-1-0	9-6-0	6-0-4	4-3-0
NORTHWESTERN STATE	11/30/21	99-58	W	26-1-3	12-3-9	2-1-0	DNP	17-5-2	2-4-0	10-3-4	12-4-4	2-6-0
BRYANT	12/3/21	111-44	W	12-2-1	6-0-4	6-1-0	DNP	7-5-4	DNP	12-10-2	22-4-4	6-12-3
ALCORN	12/6/21	77-45	W	17-4-2	5-5-10	0-0-1	DNP	2-2-1	2-1-0	12-7-1	18-4-3	1-4-0
at #9/9 Alabama	12/11/21	82-83	L	25-5-1	12-1-3	DNP	DNP	3-0-2	DNP	6-4-1	0-2-0	9-13-1
LOUISIANA	12/14/21	71-56	W	DNP	16-5-5	DNP	0-0-0	14-10-4	DNP	12-7-0	DNP	0-4-0
vs. Oklahoma State	12/18/21	72-61	W	15-6-2	18-1-8	DNP	3-1-0	DNP	DNP	13-6-0	DNP	0-1-0
TEXAS STATE	12/22/21	80-47	W	13-2-2	12-4-10	0-1-0	5-5-1	DNP	4-0-0	14-4-1	DNP	2-5-2
at Temple	1/2/22	66-61	W	DNP	14-2-6	DNP	13-3-0	10-4-1	DNP	DNP	DNP	2-3-0
at South Florida	1/5/22	83-66	W	DNP	13-1-4	1-0-0	0-1-1	5-6-5	0-0-0	15-8-8	DNP	0-4-0
WICHITA STATE	1/8/22	76-66	W	DNP	10-4-7	DNP	5-1-1	17-6-2	DNP	5-7-5	DNP	2-2-1
at Tulsa	1/15/22	66-64	W	DNP	0-0-0	DNP	2-6-1	7-11-2	DNP	29-2-3	DNP	3-2-1
SOUTH FLORIDA	1/18/22	74-55	W	DNP	0-3-5	1-0-0	2-5-2	13-2-3	2-1-0	23-7-4	DNP	0-4-2
EAST CAROLINA	1/22/22	79-36	W	DNP	7-3-5	0-1-0	3-6-0	9-8-3	2-2-0	25-8-7	DNP	2-3-1
at UCF	1/29/22	63-49	W	DNP	9-4-2	DNP	2-0-0	9-3-2	DNP	17-7-4	DNP	0-2-0
TULANE	2/2/22	73-62	W	DNP	7-5-3	DNP	11-4-0	12-6-6	DNP	8-6-6	DNP	0-1-0
at Cincinnati	2/6/22	80-58	W	DNP	17-5-6	2-0-0	0-1-1	13-3-4	0-1-0	8-5-1	DNP	0-4-0
at -rv SMU	2/9/22	83-85	L	DNP	14-4-12	DNP	0-1-0	17-4-4	DNP	17-4-4	DNP	5-0-0
MEMPHIS	2/12/22	59-69	L	DNP	12-2-3	DNP	0-1-0	15-8-4	DNP	9-4-2	DNP	0-0-0
UCF	2/17/22	70-52	W	DNP	12-4-8	DNP	8-1-0	14-7-3	DNP	10-9-7	DNP	6-0-0
at Wichita State	2/20/22	76-74	W (2OT)	DNP	13-7-9	DNP	11-2-0	3-2-1	DNP	11-10-4	DNP	2-1-0
at Tulane	2/23/22	81-67	W	DNP	9-4-7	DNP	3-5-2	18-9-4	4-1-0	21-2-1	DNP	8-11-1
rv/rv SMU	2/27/22	75-61	W	DNP	10-2-11	0-0-0	0-7-0	11-2-2	0-0-0	8-7-3	DNP	6-8-2
CINCINNATI	3/1/22	71-53	W	DNP	4-4-2	0-1-0	0-1-0	12-6-2	DNP	12-4-4	DNP	0-5-0
TEMPLE	3/3/22	84-46	W	DNP	10-4-13	4-1-0	0-4-0	19-4-4	0-0-0	9-5-6	DNP	2-3-0
at Memphis	3/6/22	61-75	L	DNP	9-3-8	0-1-0	0-3-1	16-1-1	0-1-0	19-7-4	DNP	2-3-1
vs. (8) Cincinnati	3/11/22	69-56	W	DNP	15-5-7	0-0-0	3-1-1	9-6-4	0-1-0	12-4-1	DNP	4-5-0
vs. (5) Tulane	3/12/22	86-66	W	DNP	5-3-6	1-0-0	11-6-1	17-2-7	1-0-0	20-7-8	DNP	10-13-1
vs. (3) Memphis	3/13/22	71-53	W	DNP	10-4-6	DNP	0-1-0	11-4-8	DNP	8-11-5	DNP	2-5-1
vs. (12) UAB	3/18/22	82-68	W	DNP	12-3-7	0-0-0	2-6-2	9-4-6	0-0-0	25-7-3	DNP	6-2-0
vs. #19/16 (4) Illinois	3/20/22	68-53	W	DNP	18-1-3	DNP	0-0-0	21-7-1	DNP	15-6-4	DNP	0-5-0
vs. #2/2 (1) Arizona	3/24/22	72-60	W	DNP	21-4-6	DNP	5-3-0	3-4-2	DNP	19-5-3	DNP	4-2-0
vs. #6/5 (2) Villanova	3/26/22	44-50	L	DNP	9-2-2	DNP	0-0-0	15-10-1	DNP	4-4-4	DNP	7-8-0

Opponent	Date	Score	WL	20 Ryan Elvin	25 Josh Carlton	32 Reggie Chaney	35 Fabian White Jr.
HOFSTRA	11/9/21	83-75	W (OT)	DNP	7-5-1	5-3-0	8-4-3
RICE	11/12/21	79-46	W	2-0-0	6-1-0	8-1-0	7-2-2
rv/#25 VIRGINIA	11/16/21	67-47	W	0-0-1	7-5-2	5-2-0	6-8-1
vs. Butler	11/22/21	70-52	W	0-0-0	2-1-0	0-0-0	21-8-0
vs. rv/#23 Wisconsin	11/23/21	63-65	L	DNP	2-3-0	7-5-0	4-4-1
vs. Oregon	11/24/21	78-49	W	DNP	13-2-0	7-5-0	15-7-2
NORTHWESTERN STATE	11/30/21	99-58	W	0-0-0	6-5-1	2-2-1	8-8-3
BRYANT	12/3/21	111-44	W	5-0-0	17-6-3	2-4-1	16-1-1
ALCORN	12/6/21	77-45	W	0-0-0	12-4-0	6-3-0	2-2-0
at #9/9 Alabama	12/11/21	82-83	L	DNP	14-6-0	2-1-2	11-6-1
LOUISIANA	12/14/21	71-56	W	DNP	17-9-0	DNP	12-9-2
vs. Oklahoma State	12/18/21	72-61	W	DNP	5-11-1	3-1-0	15-10-2
TEXAS STATE	12/22/21	80-47	W	0-0-0	20-5-1	2-1-0	8-3-0
at Temple	1/2/22	66-61	W	DNP	8-6-3	4-3-0	15-14-1
at South Florida	1/5/22	83-66	W	0-0-0	30-11-2	4-5-0	15-4-1
WICHITA STATE	1/8/22	76-66	W	DNP	22-12-0	0-1-0	15-3-0
at Tulsa	1/15/22	66-64	W	DNP	8-6-2	10-4-1	7-5-1
SOUTH FLORIDA	1/18/22	74-55	W	0-0-0	15-5-2	2-1-0	16-5-1
EAST CAROLINA	1/22/22	79-36	W	0-0-0	14-9-2	9-3-1	8-4-1
at UCF	1/29/22	63-49	W	DNP	13-15-1	2-1-1	11-3-3
TULANE	2/2/22	73-62	W	DNP	14-9-2	0-6-3	21-7-1
at Cincinnati	2/6/22	80-58	W	0-0-0	8-6-0	10-3-1	22-9-2
at -rv SMU	2/9/22	83-85	L	DNP	17-5-0	2-1-0	11-13-1
MEMPHIS	2/12/22	59-69	L	DNP	4-5-2	4-2-0	15-4-1
UCF	2/17/22	70-52	W	DNP	8-10-0	0-4-0	12-5-0
at Wichita State	2/20/22	76-74	W (2OT)	DNP	23-11-1	2-0-1	11-4-1
at Tulane	2/23/22	81-67	W	DNP	4-4-0	2-2-0	12-3-5
rv/rv SMU	2/27/22	75-61	W	0-0-0	19-8-1	0-1-0	21-9-1
CINCINNATI	3/1/22	71-53	W	DNP	15-9-2	0-0-0	28-10-1
TEMPLE	3/3/22	84-46	W	3-0-0	11-8-1	0-0-0	26-6-0
at Memphis	3/6/22	61-75	L	0-0-0	4-2-1	0-0-0	11-3-2
vs. (8) Cincinnati	3/11/22	69-56	W	0-0-0	8-3-0	0-1-0	18-8-1
vs. (5) Tulane	3/12/22	86-66	W	0-1-0	16-6-0	5-2-1	0-0-0
vs. (3) Memphis	3/13/22	71-53	W	DNP	18-4-0	2-0-0	20-3-0
vs. UAB	3/18/22	82-68	W	0-0-0	12-2-0	2-2-1	14-6-0
vs. #19/16 (4) Illinois	3/20/22	68-53	W	DNP	7-6-0	1-6-0	6-7-2
vs. #2/2 (1) Arizona	3/24/22	72-60	W	DNP	10-7-0	6-3-0	4-5-1
vs. #6/5 (2) Villanova	3/26/22	44-50	L	DNP	4-5-0	3-2-0	2-4-0



TEAM GAME-BY-GAME STATISTICS

Table with columns: Team, W/L, Pts, 1st/2nd/OT, FG-A, Pct., 3P-A, Pct., FT-A, Pct., Off, Def, Reb, PF, Ast, TO, Bl, St. Rows include games vs. Hofstra, Rice, Virginia, Butler, Wisconsin, Oregon, Northwestern State, Bryant, Alcorn State, Alabama, Louisiana, Oklahoma State, Texas State, Temple, South Florida, Wichita State, Tulsa, South Florida, East Carolina, UCF, Tulane, Cincinnati, SMU, Memphis, UCF, Wichita State, Tulane, SMU, Cincinnati, Temple, Memphis, Cincinnati, Tulane, Memphis, Illinois, Arizona, Villanova, and Opponents.

2021-22 REVIEW



2021-22 HIGHS & LOWS

HOUSTON GAME HIGHS

Points	111	Bryant	12/3/21
Field Goals Made	44	Bryant	12/3/21
Field Goal Attempts	74	at Wichita State	2/20/22
Field Goal Percentage	.620 (44-71)	Bryant	12/3/21
3-Point Field Goals Made	14	Northwestern State	11/30/21
3-Point Field Goal Attempts	34	Northwestern State	11/30/21
3-Point Field Goal Percentage	.550 (11-20)	Virginia	11/16/21
Free Throws Made	20	Cincinnati	3/1/22
Free Throw Attempts	30	vs. Oklahoma State	12/18/21
Free Throw Percentage	.833 (20-24)	Cincinnati	3/1/22
Rebounds	49	SMU	2/27/22
	49	East Carolina	1/22/22
Assists	27	Northwestern State	11/30/21
Steals	15	Northwestern State	11/30/21
Blocked Shots	9	Tulane	2/2/22
	9	East Carolina	1/22/22
	9	at Tulsa	1/15/22
Turnovers	20	at Memphis	3/6/22
Fouls	28	at Alabama	12/11/21

HOUSTON GAME LOWS

Points	44	vs. Villanova	3/26/22
Field Goals Made	17	vs. Villanova	3/26/22
Field Goal Attempts	46	vs. Cincinnati	3/11/22
Field Goal Percentage	.298 (17-57)	vs. Villanova	3/26/22
3-Point Field Goals Made	1	vs. Villanova	3/26/22
3-Point Field Goal Attempts	13	vs. Cincinnati	3/11/22
3-Point Field Goal Percentage	.050 (1-20)	vs. Villanova	3/26/22
Free Throws Made	3	Texas State	12/22/21
Free Throw Attempts	6	Texas State	12/22/21
Free Throw Percentage	.429 (6-14)	Temple	3/3/22
Rebounds	25	at Memphis	3/6/22
Assists	7	vs. Villanova	3/26/22
Steals	3	at South Florida	1/5/22
	3	at Tulane	2/23/22
Blocked Shots	2	vs. Wisconsin	11/23/21
	2	vs. Tulane	3/12/22
Turnovers	6	at South Florida	1/5/22
Fouls	12	Bryant	12/3/21
	12	Texas State	12/22/21
	12	vs. UAB	3/18/22

HOUSTON INDIVIDUAL GAME HIGHS

Points	30, Josh Carlton	at South Florida	1/5/22
Field Goals Made	11, Fabian White Jr.	vs. Temple	3/3/22
Field Goal Attempts	25, Marcus Sasser	at Alabama	12/11/21
FG Pct. (min, 5 made)	.857 (6-7), Josh Carlton	vs. SMU	2/27/22
	.857 (6-7), Josh Carlton	vs. Tulane	2/2/22
3-Point Field Goals Made	7, Kyler Edwards	at Tulsa	1/15/22
	7, Marcus Sasser	vs. Northwestern State	11/30/21
3-Point Field Goal Attempts	15, Kyler Edwards	at Tulsa	1/15/22
3-Point FG Pct. (min. 2 made)	1.000 (4-4), Taze Moore	vs. Hofstra	11/9/21
Free Throws Made	9, Jamal Shead	vs. Arizona	3/24/22
	9, Josh Carlton	vs. Cincinnati	3/1/22
Free Throw Attempts	12, Josh Carlton	vs. SMU	2/27/22
	12, Josh Carlton	at South Florida	1/5/22
Free Throw Pct. (min. 7 made)	1.000 (7-7), Jamal Shead	vs. Louisiana	12/14/21
	1.000 (7-7), Tramon Mark	vs. Alcorn	12/6/21
Rebounds	15, Josh Carlton	at UCF	1/29/22
	15, J'Wan Roberts	vs. Hofstra	11/9/21
Assists	13, Jamal Shead	vs. Temple	3/3/22
Steals	7, Marcus Sasser	vs. Alcorn	12/6/21
Blocked Shots	5, Reggie Chaney	vs. Tulane	2/2/22
	5, Fabian White Jr.	vs. Louisiana	12/14/21
Turnovers	6, Fabian White Jr.	vs. Memphis	2/12/22
Fouls	5, done 11 times;		
	Most recently by Reggie Chaney	vs. Tulane	3/12/22
Minutes	49:31, Jamal Shead	at Wichita State	2/20/22

OPPONENT GAME HIGHS

Points	85	at SMU	2/9/22
Field Goals Made	29	Hofstra	11/9/21
Field Goal Attempts	74	Hofstra	11/9/21
Field Goal Percentage	.520 (26-50)	at Alabama	12/11/21
3-Point Field Goals Made	12	at SMU	2/9/22
	12	Hofstra	11/9/21
3-Point Field Goal Attempts	43	Hofstra	11/9/21
3-Point Field Goal Percentage	.522 (12-23)	at SMU	2/9/22
Free Throws Made	24	at Alabama	12/11/21
Free Throw Attempts	32	vs. Oklahoma State	12/18/21
Free Throw Percentage	1.000 (15-15)	vs. Villanova	3/26/22
Rebounds	43	at Wichita State	2/20/22
Assists	19	vs. Tulane	3/12/22
Steals	14	at Memphis	3/6/22
Blocked Shots	6	at Wichita State	2/20/22
	6	Louisiana	12/14/21
Turnovers	21	Northwestern State	11/30/21
Fouls	24	vs. Oklahoma State	12/18/21

OPPONENT GAME LOWS

Points	36	East Carolina	1/22/22
Field Goals Made	8	East Carolina	1/22/22
Field Goal Attempts	41	vs. Butler	11/22/21
Field Goal Percentage	.160 (8-50)	East Carolina	1/22/22
3-Point Field Goals Made	1	East Carolina	1/22/22
	1	vs. Memphis	3/13/22
3-Point Field Goal Attempts	10	vs. Memphis	3/13/22
3-Point Field Goal Percentage	.053 (1-19)	East Carolina	1/22/22
Free Throws Made	3	Texas State	12/22/21
Free Throw Attempts	4	Texas State	12/22/21
Free Throw Percentage	.313 (5-16)	Cincinnati	3/1/22
Rebounds	21	vs. Tulane	3/12/22
Assists	3	East Carolina	1/22/22
Steals	1	at South Florida	1/5/22
Blocked Shots	0, done four times;		
	Most recently	vs. Cincinnati	3/11/22
Turnovers	4	at Tulane	2/23/22
Fouls	12, done five times;		
	Most recently	vs. Villanova	3/26/22

OPPONENT INDIVIDUAL GAME HIGHS

Points	30, Johnny Davis	vs. Wisconsin	11/23/21
Field Goals Made	10, Johnny Davis	vs. Wisconsin	11/23/21
Field Goal Attempts	21, Jeriah Horne	at Tulsa	1/15/22
Field Goal Pct. (min 5 made)	.750 (6-8), Jalen Duren	vs. Memphis	3/13/22
3-Point Field Goals Made	5, done three times;		
	Most recently by DJ Patrick	vs. South Florida	1/18/22
3-Point Field Goal Attempts	15, Omar Silverio	vs. Hofstra	11/9/21
3-Point FG Pct. (min 2 made)	1.000 (2-2), done seven times;		
	Most recently by Tylan Pope	vs. Tulane	3/12/22
Free Throws Made	12, David DeJulius	at Cincinnati	2/6/22
	12, Bryce Williams	vs. Oklahoma State	12/18/21
Free Throw Attempts	13, Bryce Williams	vs. Oklahoma State	12/18/21
Free Throw Pct. (min. 7 made)	1.000 (7-7), done seven times;		
	Most recently by Kofi Cockburn	vs. Illinois	3/20/22
Rebounds	14, Jordan Brown	vs. Louisiana	12/14/21
Assists	8, Caleb Murphy	vs. South Florida	1/18/22
	8, Jahvon Quinerly	at Alabama	12/11/21
Steals	5, Alex Lomax	at Memphis	3/6/22
	5, Bryce Williams	vs. Oklahoma State	12/18/21
Blocked Shots	6, Jordan Brown	vs. Louisiana	12/14/21
Turnovers	7, Damian Dunn	at Temple	1/2/22
Fouls	5, done 11 times;		
	Most recently by Nick Jourdain	vs. Temple	3/3/22
Minutes	48:16, Ricky Council IV	at Wichita State	2/20/22

2021-22 THE AMERICAN STANDINGS & HONORS

Team	The American Games				All Games						
	W-L	Pct.	Home	Away	W-L	Pct.	Home	Away	Neutral	L10	Stk.
x (1) Houston	15-3	.833	8-1	7-2	32-6	.842	16-1	9-3	7-2	8-2	L1
y-(2) SMU	13-4	.765	8-0	5-4	24-9	.727	17-1	6-5	1-3	6-4	L1
x (3) Memphis	13-5	.722	8-1	5-4	22-11	.667	13-2	6-6	3-3	7-3	L1
(4) Temple	10-7	.588	6-2	4-5	17-12	.586	11-3	5-6	1-3	5-5	L1
(5) Tulane	10-8	.556	7-2	3-6	14-15	.483	9-4	3-8	2-3	5-5	L1
(6) UCF	9-9	.500	7-2	2-7	18-12	.600	13-3	4-8	1-1	5-5	L1
(7) Wichita State	6-9	.400	5-4	1-5	15-13	.536	11-6	3-5	1-2	5-5	L1
(8) Cincinnati	7-11	.389	4-5	3-6	7-11	.389	12-6	5-7	1-2	2-8	L1
(9) East Carolina	6-11	.353	4-4	2-7	15-15	.500	12-4	2-9	1-2	4-6	L2
(10) Tulsa	4-14	.222	3-6	1-8	11-20	.355	8-8	1-10	2-2	4-6	L1
(11) South Florida	3-15	.167	2-7	1-8	8-23	.258	6-10	2-9	0-4	1-9	L3

() – seeding at The American Championship | x – NCAA Tournament | y – NIT

2022 AMERICAN ATHLETIC CONFERENCE CHAMPIONSHIP

Dickies Arena • Fort Worth, Texas

THURSDAY, MARCH 10

(8) Cincinnati 74, (9) East Carolina 63
 (10) Tulsa 73, (7) Wichita State 67
 (6) UCF (60), (11) South Florida 58

FRIDAY, MARCH 11

(1) Houston 69, (8) Cincinnati 56
 (5) Tulane 69, (4) Temple 60
 (2) SMU (83), (10) Tulsa 58
 (3) Memphis 85, (6) UCF 69

SATURDAY, MARCH 12

(1) Houston 86, (5) Tulane 66
 (3) Memphis 70, (2) SMU 63

SUNDAY, MARCH 14

(1) Houston 71, (3) Memphis 53

MOST OUTSTANDING PLAYER

Fabian White Jr., Houston

ALL-TOURNAMENT TEAM

Fabian White Jr., Houston
Kyler Edwards, Houston
Taze Moore, Houston
 Jalen Duren, Memphis
 DeAndre Williams, Memphis



ALL-AMERICAN ATHLETIC CONFERENCE TEAMS

FIRST TEAM

F	Josh Carlton	Houston
F	Fabian White Jr.	Wichita State
C	Jalen Curen	Memphis
G	* Kendrick Davis	SMU
G	Jalen Cook	Tulane

SECOND TEAM

G	Kyler Edwards	Houston
G	Tristen Newton	East Carolina
G	Damian Dunn	Temple
G	Jaylen Forbes	Tulane
F	DeAndre Williams	Memphis
F	Marcus Weathers	SMU

THIRD TEAM

G	Jamal Shead	Houston
G	Darin Green Jr.	UCF
G	David DeJulius	Cincinnati
G	Tyson Etienne	Wichita State
F	Kevin Cross	Tulane

ALL-FRESHMAN TEAM

G	Darius Johnson	UCF
C	* Jalen Duren	Memphis
F	Josh Minott	Memphis
G	Zach Hicks	Temple
G	Jahlil White	Temple

Individual Awards

Coach of the Year:	Kelvin Sampson, Houston
Player of the Year:	Kendric Davis, SMU
Freshman of the Year:	* Jalen Duren, Memphis
Defensive Player of the Year:	Dexter Dennis Jr., Wichita State
Sixth Man of the Year:	Ricky Council IV, Wichita State
Most Improved Player:	Kevin Cross, Tulane
Sportsmanship Award:	Darrien Jackson, Tulsa

* – unanimous

PLAYER of the WEEK

Nov. 15	Marcus Sasser	Houston
Nov. 22	Kendric Davis	SMU
Nov. 29	Khalif Battle	Temple
Dec. 6	Kendric Davis	SMU
Dec. 13	Vance Jackson	East Carolina
Dec. 20	Kendric Davis	SMU
Dec. 27	Zach Hicks	Temple
Jan. 3	Jalen Cook	Tulane
Jan. 10	Josh Carlton	Houston
	Damian Dunn	Temple
Jan. 17	Kyler Edwards	Houston
Jan. 24	Kyler Edwards	Houston
Jan. 31	Marcus Weathers	SMU
	Jalen Cook	Tulane
Feb. 7	Fabian White Jr	Houston
Feb. 14	Marcus Weathers	SMU
Feb. 21	Tai Strickland	Temple
Feb. 28	Fabian White Jr	Houston
March 7	Michael Weathers	SMU

FRESHMAN of the WEEK

Nov. 15	Emoni Bates	Memphis
Nov. 22	Jalen Duren	Memphis
Nov. 29	Kenny Pohto	Wichita State
Dec. 6	Viktor Lakhin	Cincinnati
Dec. 13	Zhuric Phelps	SMU
Dec. 20	Jalen Duren	Memphis
Dec. 27	Kenny Pohto	Wichita State
Jan. 3	Josh Minott	Memphis
Jan. 10	Jahlil White	Temple
Jan. 17	Jahlil White	Temple
Jan. 24	Darius Johnson	UCF
Jan. 31	Josh Minott	Memphis
Feb. 7	Jalen Duren	Memphis
Feb. 14	Jalen Duren	Memphis
Feb. 21	Darius Johnson	UCF
Feb. 28	Jalen Duren	Memphis
March 7	Jalen Duren	Memphis



STARTING LINEUPS / SPECIALTY STATISTICS

GAME-by-GAME STARTING LINEUPS							
Opponent	Date	1	2	3	4	5	Record
HOFSTRA	11/9/21	Marcus Sasser	Kyler Edwards	Taze Moore	Fabian White Jr.	Reggie Chaney	1-0 (1)
RICE	11/12/21	Marcus Sasser	Kyler Edwards	Taze Moore	Fabian White Jr.	Reggie Chaney	2-0 (2)
rv/#25 VIRGINIA	11/16/21	Marcus Sasser	Kyler Edwards	Taze Moore	Fabian White Jr.	Reggie Chaney	3-0 (3)
vs. Butler	11/22/21	Marcus Sasser	Kyler Edwards	Taze Moore	Fabian White Jr.	Reggie Chaney	4-0 (4)
vs. Wisconsin	11/23/21	Marcus Sasser	Kyler Edwards	Taze Moore	Fabian White Jr.	Reggie Chaney	4-1 (5)
vs. rv/#23 Oregon	11/24/21	Jamal Shead	Marcus Sasser	Kyler Edwards	Fabian White Jr.	Reggie Chaney	1-0 (1)
NORTHWESTERN STATE	11/30/21	Jamal Shead	Marcus Sasser	Kyler Edwards	Fabian White Jr.	Reggie Chaney	2-0 (2)
BRYANT	12/3/21	Jamal Shead	Marcus Sasser	Kyler Edwards	Fabian White Jr.	Reggie Chaney	3-0 (3)
ALCORN STATE	12/6/21	Jamal Shead	Marcus Sasser	Kyler Edwards	Fabian White Jr.	Reggie Chaney	4-0 (4)
at #9/9 Alabama	12/11/21	Jamal Shead	Marcus Sasser	Kyler Edwards	Fabian White Jr.	Reggie Chaney	4-1 (5)
LOUISIANA	12/14/21	Jamal Shead	Kyler Edwards	Taze Moore	Fabian White Jr.	Josh Carlton	1-0 (1)
vs. Oklahoma State	12/18/21	Jamal Shead	Marcus Sasser	Kyler Edwards	Fabian White Jr.	Josh Carlton	1-0 (1)
TEXAS STATE	12/22/21	Jamal Shead	Marcus Sasser	Kyler Edwards	Fabian White Jr.	Josh Carlton	2-0 (2)
* CINCINNATI	12/28/21	Postponed					
* at Temple	1/2/22	Jamal Shead	Ramon Walker Jr.	Taze Moore	Fabian White Jr.	Josh Carlton	1-0 (1)
* at South Florida	1/5/22	Jamal Shead	Kyler Edwards	Taze Moore	Fabian White Jr.	Josh Carlton	2-0 (2)
* WICHITA STATE	1/8/22	Jamal Shead	Kyler Edwards	Taze Moore	Fabian White Jr.	Josh Carlton	3-0 (3)
* at Tulsa	1/15/22	Jamal Shead	Kyler Edwards	Taze Moore	Fabian White Jr.	Josh Carlton	4-0 (4)
* SOUTH FLORIDA	1/18/22	Kyler Edwards	Taze Moore	Ramon Walker Jr.	Fabian White Jr.	Josh Carlton	1-0 (1)
* EAST CAROLINA	1/22/22	Jamal Shead	Kyler Edwards	Taze Moore	Fabian White Jr.	Josh Carlton	5-0 (5)
* at UCF	1/29/22	Jamal Shead	Kyler Edwards	Taze Moore	Fabian White Jr.	Josh Carlton	6-0 (6)
* TULANE	2/2/22	Jamal Shead	Kyler Edwards	Taze Moore	Fabian White Jr.	Josh Carlton	7-0 (7)
* at Cincinnati	2/6/22	Jamal Shead	Kyler Edwards	Taze Moore	Fabian White Jr.	Josh Carlton	8-0 (8)
* -/rv at SMU	2/9/22	Jamal Shead	Kyler Edwards	Taze Moore	Fabian White Jr.	Josh Carlton	8-1 (9)
* MEMPHIS	2/12/22	Jamal Shead	Kyler Edwards	Taze Moore	Fabian White Jr.	Josh Carlton	8-2 (10)
* UCF	2/17/22	Jamal Shead	Kyler Edwards	Taze Moore	Fabian White Jr.	Josh Carlton	9-2 (11)
* at Wichita State	2/20/22	Jamal Shead	Kyler Edwards	Taze Moore	Fabian White Jr.	Josh Carlton	10-2 (12)
* at Tulane	2/23/22	Jamal Shead	Kyler Edwards	Taze Moore	Fabian White Jr.	Josh Carlton	11-2 (13)
* rv/rv SMU	2/27/22	Jamal Shead	Kyler Edwards	Taze Moore	Fabian White Jr.	Josh Carlton	12-2 (14)
* CINCINNATI	3/1/22	Jamal Shead	Kyler Edwards	Taze Moore	Fabian White Jr.	Josh Carlton	13-2 (15)
* TEMPLE	3/3/22	Jamal Shead	Kyler Edwards	Taze Moore	Fabian White Jr.	Josh Carlton	14-2 (16)
* at Memphis	3/6/22	Jamal Shead	Kyler Edwards	Taze Moore	Fabian White Jr.	Josh Carlton	14-3 (17)
vs. Cincinnati	3/11/22	Jamal Shead	Kyler Edwards	Taze Moore	Fabian White Jr.	Josh Carlton	15-3 (18)
vs. Tulane	3/12/22	Jamal Shead	Kyler Edwards	Taze Moore	Fabian White Jr.	Josh Carlton	16-3 (19)
vs. Memphis	3/13/22	Jamal Shead	Kyler Edwards	Taze Moore	Fabian White Jr.	Josh Carlton	17-3 (20)
vs. UAB	3/18/22	Jamal Shead	Kyler Edwards	Taze Moore	Fabian White Jr.	Josh Carlton	18-3 (21)
vs. #19/16 Illinois	3/20/22	Jamal Shead	Kyler Edwards	Taze Moore	Fabian White Jr.	Josh Carlton	19-3 (22)
vs. #2/2 (1) Arizona	3/24/22	Jamal Shead	Kyler Edwards	Taze Moore	Fabian White Jr.	Josh Carlton	20-3 (23)
vs. #6/5 (2) Villanova	3/26/22	Jamal Shead	Kyler Edwards	Taze Moore	Fabian White Jr.	Josh Carlton	20-4 (24)

TEAM GAME-by-GAME SPECIALTY STATISTICS

Opponent	Date	Points Off Turnovers		2nd Chance Points		Points in the Paint		Fastbreak Points		Bench Points		Leads Overcome
		UH	Opp.	UH	Opp.	UH	Opp.	UH	Opp.	UH	Opp.	
HOFSTRA	11/9/21	16	15	15	16	32	26	13	11	23	19	trailed by 13 • 2nd – 08:30
RICE	11/12/21	34	7	11	5	32	12	15	10	18	18	trailed by 2 • 1st – 19:00
rv/#25 VIRGINIA	11/16/21	16	8	7	7	20	14	16	4	14	14	
vs. Butler	11/22/21	27	7	10	5	36	12	8	10	23	24	
vs. Wisconsin	11/23/21	8	11	6	2	26	26	7	5	23	6	
vs. rv/#23 Oregon	11/24/21	29	11	12	7	40	22	11	13	29	25	
NORTHWESTERN STATE	11/30/21	32	4	20	5	48	16	28	9	41	31	trailed by 2 • 1st – 19:05
BRYANT	12/3/21	31	6	18	8	64	22	16	8	63	21	
ALCORN STATE	12/6/21	30	11	9	8	34	16	18	3	35	29	
at #9/9 Alabama	12/11/21	16	6	23	8	38	36	8	18	26	18	lost, led by 3 • 1st – 18:03
LOUISIANA	12/14/21	22	12	22	15	46	18	10	7	0	24	
vs. Oklahoma State	12/18/21	20	18	10	19	22	28	12	19	6	14	trailed by 4 • 1st – 16:58
TEXAS STATE	12/22/21	23	9	15	3	36	16	2	4	13	21	
* CINCINNATI	12/28/21	Postponed										
* at Temple	1/2/22	21	11	7	19	24	16	10	11	6	17	
* at South Florida	1/5/22	9	10	10	9	42	22	11	7	5	18	trailed by 9 • 1st – 16:33
* WICHITA STATE	1/8/22	26	10	19	10	38	26	10	4	7	25	
* at Tulsa	1/15/22	13	11	16	10	20	24	0	3	15	20	trailed by 1 • 1st – 17:23
* SOUTH FLORIDA	1/18/22	17	4	12	5	30	10	3	5	5	24	trailed by 4 • 1st – 19:00
* EAST CAROLINA	1/22/22	17	8	19	5	40	12	11	4	16	12	
* at UCF	1/29/22	21	11	11	10	24	24	12	14	4	14	trailed by 9 • 1st – 14:57
* TULANE	2/2/22	13	20	8	15	38	24	6	8	11	16	
* at Cincinnati	2/6/22	11	10	7	10	38	18	6	6	12	15	
* at -/rv SMU	2/9/22	15	15	13	5	44	26	6	13	7	12	lost by 15 • 1st – 05:08
* MEMPHIS	2/12/22	18	16	8	4	32	18	11	16	4	5	lost by 5 • 2nd – 05:05
* UCF	2/17/22	7	16	15	11	36	14	9	11	14	17	trailed by 2 • 1st – 19:40
* at Wichita State	2/20/22	22	11	23	6	34	28	7	9	15	11	trailed by 6 • 1st – 09:21
* at Tulane	2/23/22	7	7	9	3	38	28	6	7	17	3	trailed by 5 • 1st – 10:54
* rv/rv SMU	2/27/22	16	7	18	12	48	30	6	7	6	13	
* CINCINNATI	3/1/22	12	12	18	6	32	20	6	6	0	24	trailed by 2 • 1st – 16:13
* TEMPLE	3/3/22	27	8	13	14	42	18	14	6	9	28	
* at Memphis	3/6/22	28	15	12	6	34	26	18	17	29	2	
vs. Cincinnati	3/11/22	9	12	8	11	28	14	2	2	7	10	trailed by 10 • 2nd – 18:42
vs. Tulane	3/12/22	13	12	30	0	40	22	10	4	28	13	trailed by 7 • 1st – 17:06
vs. Memphis	3/13/22	18	6	14	11	30	34	12	7	4	16	trailed by 2 • 1st – 19:36
vs. UAB	3/18/22	18	8	11	9	34	32	9	14	10	14	
vs. #19/16 (4) Illinois	3/20/22	20	13	11	7	24	20	11	9	1	15	trailed by 3 • 1st – 18:47
vs. #2/2 (1) Arizona	3/24/22	24	6	19	13	26	18	12	9	15	13	
vs. #6/5 (2) Villanova	3/26/22	8	12	14	2	26	14	6	0	10	12	
Totals		706	407	507	315	1,308	810	372	321	544	660	
Averages		18.6	10.7	13.3	8.3	34.4	21.3	9.9	8.4	14.3	17.4	

DEPARTED SENIORS


#25 JOSH CARLTON

Forward/Center
6-11 • 240 • One Letter
Winterville, N.C.
DeMatha Catholic [Hyattsville, Md.] / UConn
'21 UConn graduate in political science
Graduate school at UH in global retailing
CAREER HIGHS
Points
21, vs. Temple (3/7/19)
30, at South Florida (1/5/22)
Field Goals Made
9, vs. Indiana (12/10/19)
9, vs. Tulane (1/19/19)
11, at South Florida (1/5/22)
Field Goal Attempts
17, vs. Sacred Heart (11/8/19)
16, at South Florida (1/5/22)
3-Point Field Goals Made
1, at Wichita State (2/20/22)
3-Point Field Goal Attempts
1, at Wichita State (2/20/22)
Free Throws Made
7, done three times; Most recently vs. Wichita State (1/12/20)
9, vs. Cincinnati (3/1/22)
Free Throw Attempts
13, vs. Wichita State (1/12/20)
12, vs. rv/rv SMU (2/27/22)
12, at South Florida (1/5/22)
Rebounds
16, vs. East Carolina (2/3/19)
15, at UCF (1/29/22)
Offensive Rebounds
6, vs. USC (12/3/20)
10, vs. Wichita State (1/8/22)
Defensive Rebounds
12, vs. East Carolina (2/3/19)
10, at UCF (1/29/22)
Assists
3, done three times; Most recently vs. Wichita State (1/12/20)
3, at Temple (1/2/22)
3, vs. Bryant (12/3/21)
Steals
2, done six times; Most recently vs. DePaul (3/11/21)
2, done three times; Most recently vs. Memphis (3/13/22)
Blocked Shots
4, done six times; Most recently vs. Iona (12/4/19)
4, at Tulsa (1/15/22)
4, vs. Wichita State (1/8/22)
Minutes Played
38, vs. Wichita State (1/12/20)
31:19, vs. Louisiana (12/14/21)
Accomplished at UConn
HONORS

- **2021-22 All-American Athletic Conference First Team**
- **2021-22 NABC All-District 24 Second Team**
- **2018-19 American Athletic Conference Most Improved Player**
- **The American Player of the Week (Jan. 10, 2022)**
- **The American Honor Roll (Jan. 31, 2022)**
- **The American Honor Roll (Dec. 27, 2021)**
- **The American Honor Roll (Dec. 9, 2019)**
- **The American Honor Roll (March 11, 2019)**

COVID SENIOR (2021-22)

Signed with Houston as a transfer from UConn in April 2021... One of four Cougars to compete in all 38 games, setting a school single-season record... Led the Cougars and ranked fifth in the American Athletic Conference with 6.2 rebounds per game... Led Houston and the league and ranked 20th nationally with 3.3 offensive boards per contest... Ranked 20th in the league with 11.6 points per game... Finished second on the team and stood seventh in The American with 1.2 blocked shots per game... Made his Houston debut in season opener vs. Hofstra inside the Fertitta Center... Finished with seven points and five rebounds, including four offensive boards, with an assist and blocked shot against the Pride (11/9)... Scored seven points with five rebounds and added two assists and a pair of steals in win over rv/#25 Virginia (11/16)... Scored 13 points on 5-of-13 shooting from the field with two rebounds and a steal in Maui Jim Maui Invitational Third-Place Game win over rv/#23 Oregon (Nov. 24)... Posted six points with five rebounds, including three offensive, in win over Northwestern State (11/30)... Finished with 17 points on 7-of-10 shooting and added six rebounds with three assists and a blocked shot in win over Bryant (12/3)... Posted 12 points on 5-of-6 shooting from the field with four rebounds in win over Alcorn State (12/6)... Finished with 14 points, six rebounds and three blocked shots at #9/9 Alabama (12/21)... Led all players with 17 points on 7-of-12 shooting and grabbed nine rebounds with a steal and two blocked shots in win over Louisiana (12/14)... Posted a game-high 11 rebounds with eight offensive boards and added five points with two blocks and an assist against Oklahoma State in Hoop Hype XL in Fort Worth, Texas (12/18)... Led all players with 20 points on 10-of-13 shooting and grabbed five rebounds with a steal, assist and blocked shot in only 21:45 of action against Texas State (12/22)... Scored eight points with six rebounds and three assists in American Athletic Conference-opening win at Temple (1/2)... Posted a career-high 30 points on 11-of-16 shooting and led all players with

11 rebounds, including six offensive boards, in win at South Florida (1/5)... Recorded second straight double-double with 22 points and 12 rebounds in home win over Wichita State (1/8)... Finished with 15 points on 7-of-9 shooting and grabbed five rebounds with two blocks and two assists against South Florida (1/18)... Scored 14 points with nine rebounds, two assists and three blocked shots in win over East Carolina (1/22)... Posted 13 points with a game-high 15 rebounds, including five offensive boards, in win at UCF (1/29)... Totaled 14 points on 6-of-7 shooting and grabbed nine rebounds with two assists and three blocked shots in win over Tulane (2/2)... Totaled 17 points on 7-of-9 shooting from the field with five rebounds at -rv/SMU (2/9)... Finished with eight points and 10 rebounds with three blocked shots in home win over UCF (2/17)... Led all players with 23 points and 11 rebounds and added a pair of steals in win at Wichita State... Scored 11 of his 23 points against Shockers in two overtime periods (2/20)... Posted 19 points with nine rebound and added an assist and blocked shot in win over rv/rv SMU (2/27)... Finished with 15 points, thanks to 9-of-11 shooting from the free throw line, and added nine rebounds, including six offensive, in home win over Cincinnati (3/1)... Recorded 11 points with eight rebounds, including seven offensive, in home win over Temple (3/3). The American Championship: Drained all four shots from the field and grabbed five rebounds in Quarterfinal win over Tulane (3/11)... Posted 16 points with six rebounds, including five offensive, in Semifinal win over Tulane (3/12)... Scored 18 points on 5-of-8 shooting from the field and 8-of-11 from the free throw line and grabbed four rebounds with two steals in Title Game win over Memphis. NCAA Tournament: Scored 12 points on 6-of-11 shooting with two rebounds in First-Round win over UAB (3/18)... Finished with seven points and six rebounds, including three offensive boards, in win over No. 19/16 Illinois in Second Round (3/20)... Scored 10 points on 5-of-6 shooting and grabbed seven rebounds in Sweet 16 win over #2/2 Arizona (3/24)...

SENIOR (2020-21)

Competed in 18 games with a start against Creighton... averaged 3.7 points and 3.8 rebounds per game while hitting 48.2 percent of his shots from the field... Scored nine points with 11 rebounds and a blocked shot against USC (12/3)... Finished with 11 points and 10 rebounds against DePaul (12/30)... Scored seven points with seven rebounds, including four offensive, against Big East rival Providence (2/16)... Totaled seven points with seven rebounds, including four offensive, against conference foe Georgetown (3/6).

JUNIOR (2019-20)

Started all 31 games, averaging 7.8 points, 6.1 rebounds and 1.1 blocks per game, with a .502 field goal percentage... Had 12 double-figure scoring games, including five of the first six and seven of the first nine games on the schedule and recorded three double-doubles... Had 13 points and 8 rebounds in win over No. 15 Florida... Was named to the American Athletic Conference Weekly Honor Roll on Dec. 9

SOPHOMORE (2018-19)

Started all 33 games, averaging 9.0 points, and team-leading stats of 6.2 rebounds, 1.8 blocks and a .607 FG percentage -- all considerable jumps from his freshman season... Had 15 double-figure scoring



DEPARTED SENIORS

games and four double-doubles... Over season's last 5 games, averaged 14.0 points, 8.6 rebounds and had an impressive .703 FG percentage... Named to AAC Weekly Honor Roll on March 11 after averaging 20.5 points, 8.5 rebounds and shooting .833 in two games... Scored career-high 21 points in season's last home game vs. Temple... Shared the AAC Most Improved Player Award with Temple's Nate Pierre-Louis after more than doubling his scoring average, nearly doubling his rebounding average and ranking first in blocked shots in conference games.

FRESHMAN (2017-18)

Appeared in all 32 games, with 17 starts, including six of the last seven games... Scored 142 points (4.4), hauled down 118 rebounds (3.7), blocked 24 shots, and shot 51.4 percent overall... Played career-high 33 minutes against eventual NCAA champion Villanova, scoring 13 points and grabbing 9 rebounds, including 6 offensive rebounds... Had career-high 15 points and 9 rebounds at Memphis... Had career-high 12 rebounds against SMU at home... Had stretch of three straight double-figure scoring games at Tulane, at Memphis and vs. Villanova at home... Made first career start against Arkansas in PK80 Invitational in Oregon.

HIGH SCHOOL

Came to UConn from legendary basketball program at DeMatha Catholic High School in Hyattsville, Md., under Coach Mike Jones. Played two years at DeMatha Catholic after relocating from North Carolina... Averaged 14.4 points, 11.4 rebounds, 3.1 blocks and shot a remarkable 73 percent overall as a senior as DeMatha went 25-10... Averaged 11.1 points, 11.7 rebounds, 3.2 blocks and shot 62 percent overall as a junior to help DeMatha to a 33-5 record... Before DeMatha, starred at South Central HS in Winterville, N.C., under Coach Chris Cherry... Played AAU ball for Team Loaded in Washington D.C.

PERSONAL

Full name is Joshua Euria Carlton... Born Feb. 26, 1999, in Silver Springs, Md... Son of Pamela and James Carlton... Has two older brothers, James and Isaiah... Received his bachelor's degree in political science from UConn in Spring 2021... Will study global retailing in graduate school at Houston.

CARLTON'S 2021-22 GAME-BY-GAME (32-6 • 15-3 American)

Opponent	GS	Min	FG-A	3FG-A	FT-A	O-D-T	PF	A	TO	Blk	Stl	Pts
HOFSTRA	14:01	3-8	0-0	1-3	4-1-5	1 1 1	1	1	1	1	0	7
RICE	15:58	3-7	0-0	0-0	1-0-1	2 0 1	0	1	0	1	1	6
rv/#25 VIRGINIA	21:47	3-6	0-0	1-3	3-2-5	2 2 2	2	2	1	2	7	6
vs. Butler	4:52	1-1	0-0	0-0	0-1-1	3 0 0	0	1	0	2	2	2
vs. Wisconsin	12:34	1-1	0-0	0-1	0-3-3	3 0 0	0	0	0	2	2	2
vs. rv/#23 Oregon	21:23	5-7	0-0	3-3	1-1-2	2 0 2	0	2	0	1	13	13
NORTHWESTERN ST BRYANT	11:20	2-4	0-0	2-4	3-2-5	3 1 1	1	0	0	0	6	6
ALCORN STATE	16:02	5-6	0-0	2-2	2-2-4	2 0 3	0	3	0	0	12	12
at #9/9 Alabama	20:58	5-7	0-0	4-5	3-3-6	3 0 1	3	1	3	1	14	14
LOUISIANA	* 31:19	7-12	0-0	3-6	6-3-9	2 0 3	2	1	1	17	17	17
vs. Oklahoma State	* 26:00	2-5	0-0	1-6	8-3-11	3 1 3	2	0	5	5	5	5
TEXAS STATE	* 21:45	10-13	0-0	0-1	3-2-5	1 1 1	1	1	1	1	20	20
* CINCINNATI	Postponed											
* at Temple	* 22:22	3-7	0-0	2-3	4-2-6	3 3 1	0	1	0	1	8	8
* at South Florida	* 25:15	11-16	0-0	8-12	6-5-11	2 2 1	1	1	0	30	30	30
* WICHITA STATE	* 32:52	8-12	0-0	6-8	10-2-12	3 0 5	4	1	22	22	22	22
* at Tulsa	* 23:01	4-8	0-0	0-1	3-3-6	3 2 3	4	0	8	8	8	8
* SOUTH FLORIDA	* 25:22	7-9	0-0	1-1	1-4-5	1 2 1	2	1	15	15	15	15
* EAST CAROLINA	* 22:20	7-12	0-0	0-2	5-4-9	1 2 2	3	1	14	14	14	14
* at UCF	* 30:27	5-12	0-0	3-5	5-10-15	1 1 1	1	0	13	13	13	13
* TULANE	* 22:35	6-7	0-0	2-4	1-8-9	4 2 1	3	0	14	14	14	14
* at Cincinnati	* 22:44	3-5	0-0	2-4	2-4-6	2 0 0	0	0	8	8	8	8
* at -/rv SMU	* 26:26	7-9	0-0	3-6	3-2-5	5 0 2	1	0	17	17	17	17
* MEMPHIS	* 21:34	2-4	0-0	0-2	1-4-5	1 2 1	1	1	0	4	4	4
* UCF	* 27:52	4-8	0-0	0-1	2-8-10	3 2 2	3	1	8	8	8	8
* at Wichita State	* 39:36	9-14	1-1	4-5	7-4-11	3 1 1	0	2	23	23	23	23
* at Tulane	* 6:36	2-3	0-0	0-0	1-3-4	4 0 0	1	0	4	4	4	4
* rv/rv SMU	* 25:30	6-7	0-0	7-12	3-5-8	3 1 1	1	0	19	19	19	19
* CINCINNATI	* 27:12	3-8	0-0	9-11	6-3-9	3 2 2	0	15	15	15	15	15
* TEMPLE	* 19:05	4-8	0-0	3-6	7-10-8	5 1 2	1	0	11	11	11	11
* at Memphis	* 15:33	2-2	0-0	0-0	1-1-2	3 1 3	1	0	4	4	4	4
vs. Cincinnati	* 15:13	4-4	0-0	0-0	2-1-3	5 0 2	1	0	8	8	8	8
vs. Tulane	* 25:05	7-11	0-0	2-2	5-1-6	0 0 0	1	1	16	16	16	16
vs. Memphis	* 27:31	5-8	0-0	8-1	2-2-4	4 0 1	1	12	18	18	18	18
vs. UAB	* 22:03	6-11	0-0	0-2	2-0-2	1 0 3	0	0	12	12	12	12
vs. #19/16 Illinois	* 19:10	3-5	0-0	1-1	3-3-6	4 0 1	1	0	7	7	7	7
vs. #2/2 Arizona	* 27:32	5-6	0-0	0-2	5-2-7	3 0 1	1	1	10	10	10	10
vs. #6/5 Villanova	* 14:42	2-3	0-0	0-0	1-4-5	3 0 4	2	0	4	4	4	4

CARLTON'S 2020-21 GAME-BY-GAME at UCONN (12-7 • 9-5 Big East)

Opponent	GS	Min	FG-A	3FG-A	FT-A	O-D-T	PF	A	TO	Blk	Stl	Pts
CENTRAL CONNECTICUT	2:41	0-0	0-0	2-2	0-0-0	2 0 0	0	0	0	0	0	2
HARTFORD	Did not play											
vs. Vanderbilt	Canceled											
vs. USC	29:53	4-6	0-0	1-4	6-5-11	3 2 0	1	0	9	9	9	9
vs. NC State	Canceled											
* ST. JOHN'S	PPD											
* at Georgetown	PPD											
* at Providence	PPD											
#9/9 CREIGHTON	* 19:02	1-3	0-0	0-0	2-3-5	4 0 2	3	1	2	2	2	2
* at DePaul	PPD											
* DePAUL	25:55	5-8	0-0	1-2	2-8-10	3 0 2	1	0	11	11	11	11
* at Marquette	15:24	2-4	0-0	0-0	1-2-3	4 1 0	0	0	4	4	4	4
* at Butler	9:46	1-3	0-0	0-0	1-2-3	3 0 0	0	1	2	2	2	2
* at DePaul	15:48	1-3	0-0	1-2	3-1-4	3 1 2	1	1	3	3	3	3
* VILLANOVA	PPD											
* ST. JOHN'S	3:22	0-1	0-0	0-2	0-0-0	1 0 1	0	0	0	0	0	0
* XAVIER	PPD											
* at #11/11 Creighton	10:58	2-5	0-0	2-2	3-1-4	4 1 1	0	1	6	6	6	6
* BUTLER	9:51	1-3	0-0	0-0	0-6-6	2 0 1	0	0	2	2	2	2
* # 3/3 VILLANOVA	PPD											
* at St. John's	PPD											
* SETON HALL	4:43	0-0	0-0	0-0	0-2-2	1 0 0	0	0	0	0	0	0
* at Providence	6:40	2-2	0-0	0-0	1-0-1	1 0 0	0	0	4	4	4	4
* at rv/rv Xavier	Did not play											
* PROVIDENCE	10:23	2-3	0-0	3-4	4-3-7	3 - 2	2	0	7	7	7	7
* at #10/7 Villanova	Did not play											
* at Georgetown	9:38	1-3	0-0	0-0	2-2-4	3 0 1	0	0	2	2	2	2
* MARQUETTE	11:45	0-1	0-0	0-0	0-0-0	2 0 0	0	0	0	0	0	0
* at Seton Hall	Did not play											
* GEORGETOWN	13:06	2-4	0-0	3-4	4-3-7	4 2 2	0	0	7	7	7	7
vs. DePaul	11:07	2-4	0-0	0-0	0-1-1	3 0 1	0	2	4	4	4	4
vs. #17/17 Creighton	4:03	1-3	0-0	0-0	1-0-1	1 0 0	0	0	2	2	2	2
vs. Maryland	2:04	0-0	0-0	0-0	0-1-1	2 0 1	0	1	0	1	0	0



DEPARTED SENIORS

CARLTON'S 2019-20 GAME-BY-GAME at UCONN (19-12 • 10-8 American)

Table with columns: Opponent, GS, Min, FG-A, 3FG-A, FT-A, O-D-T, PF, A, TO, Blk, Stl, Pts. Rows include SACRED HEART, SAINT JOSEPH'S, FLORIDA, MAINE, IONA, SAINT PETER'S, NEW HAMPSHIRE, NJIT, TULANE, WICHITA STATE, TULSA, TEMPLE, CINCINNATI, MEMPHIS, USF, UCF, HOUSTON.

CARLTON'S 2017-18 GAME-BY-GAME at UCONN (14-18 • 7-11 American)

Table with columns: Opponent, GS, Min, FG-A, 3FG-A, FT-A, O-D-T, PF, A, TO, Blk, Stl, Pts. Rows include COLGATE, STONY BROOK, BOSTON, COLUMBIA, MONMOUTH, COPPIN STATE, WICHITA STATE, EAST CAROLINA, UCF, VILLANOVA, SMU, CINCINNATI, USF, TULSA, MEMPHIS.

CARLTON'S 2018-19 GAME-BY-GAME at UCONN (16-17 • 6-12 American)

Table with columns: Opponent, GS, Min, FG-A, 3FG-A, FT-A, O-D-T, PF, A, TO, Blk, Stl, Pts. Rows include MOREHEAD STATE, UMMC, CORNELL, NEW HAMPSHIRE, UMASS LOWELL, ARIZONA, LAFAYETTE, MANHATTAN, DREXEL, EAST CAROLINA, HOUSTON, TEMPLE, SMU.

CARLTON'S CAREER STATISTICS

Table with columns: Year, W-L, GP-GS, MP, FG-FGA, Pct, 3P-A, Pct, FT-FTA, Pct, Off-Def, Reb - Avg, PF-DQ, Ast, TO, Blk, Stl, Pts - Avg. Rows include 2017-18, 2018-19, 2019-20, 2020-21, 2021-22, Houston Totals, UConn Totals, Totals.

CARLTON'S CAREER STATISTICS • CONFERENCE ONLY

Table with columns: Year, W-L, GP-GS, MP, FG-FGA, Pct, 3P-A, Pct, FT-FTA, Pct, Off-Def, Reb - Avg, PF-DQ, Ast, TO, Blk, Stl, Pts - Avg. Rows include 2017-18 (AAC), 2018-19 (AAC), 2019-20 (AAC), 2020-21 (Big East), 2021-22 (AAC), AAC Totals, Big East Totals, Totals.

2021-22 REVIEW



DEPARTED SENIORS


#11 KYLER EDWARDS

Guard
6-4 • 195 • One Letter
Arlington, Texas
Findlay Prep [Henderson, Nev.]
Texas Tech
Retailing & Consumer Sciences
CAREER HIGHS
Points
24, at Kansas State (1/14/20)
29, at Tulsa (1/15/22)
Field Goals Made
9, at Kansas State (1/14/20)
10, at Tulsa (1/15/22)
Field Goal Attempts
15, vs. Creighton (11/29/19)
21, at Tulsa (1/15/22)
3-Point Field Goals Made
7, at Tulsa (1/15/22)
3-Point Field Goal Attempts
9, vs. Oklahoma State (1/2/21)
15, at Tulsa (1/15/22)
Free Throws Made
9, vs. Abilene Christian (12/9/20)
5, done four times; Most recently at Memphis (3/6/22)
Free Throw Attempts
10, vs. Abilene Christian (12/9/20)
7, vs. South Florida (1/18/22)
Rebounds
11, vs. Grambling State (12/6/20)
11, vs. Memphis (3/13/22)
11, vs. Hofstra (11/9/21)
Offensive Rebounds
5, at #17 West Virginia (1/11/20)
3, vs. Bryant (12/3/21)
Defensive Rebounds
10, vs. Memphis (3/13/22)
10, vs. Hofstra (11/9/21)
Assists
7, vs. Northwestern State (11/25/20)
8, vs. Tulane (3/12/22)
8, at South Florida (1/5/22)
Steals
3, done six times; Most recently vs. Utah State (3/19/21)
3, done four times; Most recently vs. Memphis (3/13/22)
Blocked Shots
4, vs. Baylor (1/7/20)
2, done three times; Most recently at Memphis (3/6/22)
Minutes Played
44, vs. Kentucky (1/25/20)
48:40, at Wichita State (2/20/22)
Accomplished at Texas Tech
HONORS

- **2021-22 American Athletic Conference All-Tournament Team**
- **2021-22 NABC All-District 24 First Team**
- **2021-22 All-American Athletic Conference Second Team**
- **2021-22 All-Texas Third Team (Dave Campbell's Texas Basketball)**
- **2021-22 All-Texas Defensive Team (Dave Campbell's Texas Basketball)**
- **2021-22 Lefty Driesell Defensive All-America Team**
- **The American Player of the Week (Jan. 24, 2022)**
- **The American Player of the Week (Jan. 17, 2022)**
- **2021 Academic All-Big 12 First Team**
- **Big 12 Player of the Week (Jan. 20, 2020)**

SENIOR (2021-22)

Joined Houston in April 2021 as a transfer from Texas Tech... Chose Houston over Texas and LSU... Started in all but one game in his first season at Houston... Led all available Houston student-athletes and ranked 11th in the American Athletic Conference with 13.8 points per game... Stood second among the Cougars and 10th in the league with 5.9 rebounds per game... Was one of three players to rank among The American's Top-11 leaders in both scoring and rebounding... Led the Cougars and ranked among the league's Top-10 leaders in 3-point field goal percentage (33.3, 5th) and 3-point field goals made per game (2.7, 3rd)... Stood fourth in the league with a 2.05 assist-turnover ratio... Tied for eighth in The American with three double-doubles... Posted a double-double in his Houston debut with 10 points and 11 rebounds in overtime win over Hofstra inside the Fertitta Center... Drained two 3-pointers and added an assist win over the Pride (11/9)... Totaled 18 points with three 3-pointers and added six rebounds, three assists and a pair of steals in win over Rice (11/12)... Led all players with five 3-pointers on the way to 18 points in win over rv/#25 Virginia... Added two rebounds with a blocked shot against the Cavaliers (11/16)... Totaled 10 points with three rebounds and four assists in Maui Jim Maui Invitational First-Round win over Butler (11/22)... Led Houston with 18 points, thanks to 6-of-8 shooting from the 3-point line, and grabbed five rebounds with an assist and steal against Wisconsin in Maui Jim Maui Invitational Semifinals (11/23)... Posted nine points with six rebounds and two steals in Maui Jim Maui Invitational Third-Place Game win over rv/#23 Oregon (1/24)... Scored 10 points with three rebounds, four assists and two steals in win over Northwestern State (11/30)... Recorded second double-double of season with 12 points and 10 rebounds in home win over Bryant... Added two assists against the Bulldogs (12/3)... Posted 12 points with seven rebounds and a blocked shot in win over Alcorn State (12/6)... Scored 12 points with seven rebounds and two steals in win over Louisiana (12/14)... Totaled 13 points with six re-

bounds and added a steal and blocked shot in win over Oklahoma State at Hoop Hype XL in Fort Worth, Texas... Moved past 1,000 points in his collegiate career with a 3-pointer in the first half against the Cowboys (12/18)... Finished with 14 points and four 3-pointers and grabbed four rebounds in win over Texas State (12/22)... Returned from ankle injury to post 15 points with eight rebounds, eight assists and two blocked shots in win at South Florida (1/5)... Grabbed seven rebounds and dished out five assists in home win over Wichita State (1/8)... Led all players with 29 points and seven 3-pointers and added three assists in road win at Tulsa (1/15)... Topped all players with 23 points and six 3-pointers in home win over South Florida (1/18)... Led all players with 25 points and six 3-pointers and added eight rebounds with seven assists in home win over East Carolina (1/22)... Topped all players with 17 points and four 3-pointers and added seven rebounds with four assists in win at UCF (1/29)... Finished with eight points, six rebounds and tied for game-high honors with six assists and three steals in home win over Tulane... Became first player in school history to play all 40 minutes in a regulation game inside the Fertitta Center against the Green Wave (2/2)... Totaled 17 points with four rebounds and four assists at -/rv SMU (2/9)... Nearly posted a triple double with 10 points, nine rebounds and seven assists in home win over UCF (2/17)... Finished with 11 points and 10 rebounds in win at Wichita State (2/20)... Led all players with 21 points and four 3-pointers in win at Tulane (2/23)... Posted 12 points with four rebounds and four assists in home win over Cincinnati (3/1)... Recorded nine points with five rebounds, six assists, three steals and a pair of blocked shots in home win over Temple (3/3)... Led Houston with 19 points, seven rebounds and added four assists and three steals at Memphis (3/3). The American Championship: Finished with 12 points and four rebounds in Quarterfinal win over Cincinnati (3/11)... Led all players with 20 points, eight assists and six 3-pointers in Semifinal win over Tulane (3/12)... Finished with eight points, five assists, three steals and a game-high 11 rebounds in Title Game win over Memphis (3/13)... Named to All-Tournament after averaging 13.3 points, 7.3 rebounds, 4.7 assists and 1.3 steals per game. NCAA Tournament: Led Cougars with 25 points, seven rebounds and six 3-pointers and dished out three assists in First-Round win over UAB (3/18)... Posted 15 points with six rebounds and four assists in Second-Round win over No. 19/16 Illinois (3/20)... Finished with 19 points and led all players with five 3-pointers in Sweet 16 win over #2/2 Arizona... Added five rebounds with three assists and a steal against the Wildcats (3/24).

JUNIOR (2020-21)

Named All-Big 12 Honorable Mention after averaging 10.1 points, 4.8 rebounds, 1.1 steals and a team-leading 2.8 assists per game in his third season with the Red Raiders... Scored a season-high 20 points in a home win over TCU where he was 7-for-8 from the field, including 4-for-5 on 3-pointers... Had two 19-point games wins over Abilene Christian and at Iowa State... Led the Red Raiders with 56 3-pointers on the season, making at least one in 27 of 29 games played... Finished the year shooting 56-for-134 (41.8 percent) from beyond the arc and made 3+ in eight games after going 3-for-6 and finishing with 11 points and five assists against Arkansas in the NCAA Tournament Second Round loss... Scored 12 points and had six rebounds and four assists in the NCAA Tournament First Round win over Utah State... Averaged 2.8 assists for the season started with a career-high seven assists in the season opener against Northwestern State and also included a six-assist performance against West Virginia at home... Recorded his first career double-double with 13 points and 11 rebounds in a win over Grambling where he also had five assists and two steals... Scored in double figures in 15 games, in-

2021-22 REVIEW

DEPARTED SENIORS

cluding leading the team with 18 points at Baylor in the regular-season finale, where he was 4-for-6 on 3-pointers to go along with four assists... Through 98 games, has now scored 856 points and recorded 218 assists and 347 rebounds... Along with his success on the court, was named to the Academic All-Big 12 First Team.

SOPHOMORE (2019-20)

Averaged 11.4 points, 4.0 rebounds and 3.1 assists per game... A starter in all 31 games, scored a career-high with 24 points at Kansas State where he went 9-for-14 from the field with three 3-pointers and followed it by making a career-best five 3-pointers in a 22-point performance against Iowa State... Led the Red Raiders in scoring in four games and had a career-high nine rebounds at West Virginia with nine points... Scored in double figures in 17 of 31 games with three games of 20+ scoring with the addition of a 20-point game against CSU Bakersfield... Finished the season making 48 3-pointers, which was third most on the team with 14 games of 2+... Along with hitting five 3-pointers against Iowa State, also had four 3-pointers in the 46-point win over TCU at home... In conference play, averaged 11.4 points per game... Along with his scoring, had 95 assists for the season with 20 games of 3+ assists, including matching his career-best with six assists at Kansas... Earned Big 12 Player of the Week on Jan. 20 after his performances at Kansas State and against Iowa State.

FRESHMAN (2018-19)

Averaged 5.5 points, 2.2 rebounds and 1.1 assists per game where he helped lead the Red Raiders to the National Championship Game... Scored 12 points in the national final against Virginia after going 4-for-5 from the field, including going 2-for-3 on 3-pointers and then also knocking down two free throws in the overtime game... Played in all 38 games in his first season as a reserve and finished the year with 42 assists, 23 steals and 31 3-pointers... Scored a career-high 19 points in a win over Northern Colorado where he went 7-for-7 from the field with four 3-pointers and had five double-digit scoring performances on the year... Began his collegiate career with 10 points in the season opener against UIW and followed it with nine points against Mississippi Valley State... Scored 10 points in games against Arkansas-Pine Bluff and Abilene Christian... In conference play, had a high of nine points in games against Kansas State and Iowa State... Averaged 5.8 points per game in six NCAA tournament games capped by the 12-point performance against Virginia... Also had eight points in Elite Eight win over Gonzaga, where he hit two 3-pointers... Added six points in the Final Four semifinal victory over Michigan State where he also had four rebounds... Finished the season shooting 31-for-69 (44.9%) from beyond the arc.

HIGH SCHOOL

Played for Coach Celester Collier at James Bowie High School in Arlington, Texas, and for Rodney Haddix at Findlay Prep in Nevada ... Rated as a four-star prospect and received an 81 scout grade from ESPN.com... Posted 16.4 points, 5.2 rebounds and 4.2 assists per game as a senior... Poured in a team-leading 23 points versus La Lumiere from Indiana in quarterfinal round of GEICO Nationals in New York. James Bowie High School (Arlington, Texas): Amassed 22.4 points, 6.0 rebounds and 3.1 assists per game during his junior season... Tabbed District 4-6A Offensive Player of the Year... Signed his National Letter of Intent in November 2017... Received nearly 30 scholarship offers out of high school... Chose Texas Tech over Butler, Georgia Tech, Kansas State, Oklahoma State and Virginia Tech.

PERSONAL

Full name is Kyler Alexander Edwards... Born in Arlington, Texas... Son of Lori Alexander and Kelvin Edwards... Father played wide receiver in the NFL for New Orleans, Dallas and San Francisco after playing collegiately at Liberty University... Also played for the Dallas Texans in the Arena Football League... Has brothers, Keldrick Edwards, Carl McKenzie, Kaleb Edwards and Kelvin Edwards Jr., and sisters Kelvina Edwards, Shadia, Kristina Edwards, Keria Edwards, Kindal Black, Krystal Alexander and Kailee Edwards... Majoring in retailing and consumer sciences.



DEPARTED SENIORS

EDWARDS' 2021-22 GAME-by-GAME (31-6 • 14-3 American)

Table with columns for Opponent, GS, Min, FG-A, 3FG-A, FT-A, O-D-T, PF, A, TO, Blk, Stl, Pts. Lists game-by-game stats for various opponents including Virginia, Butler, Wisconsin, Oregon, etc.

EDWARDS' 2019-20 GAME-by-GAME at TEXAS TECH (18-13 • 9-9 Big 12)

Table with columns for Opponent, GS, Min, FG-A, 3FG-A, FT-A, O-D-T, PF, A, TO, Blk, Stl, Pts. Lists game-by-game stats for opponents like Illinois, Bethune-Cookman, Tennessee State, etc.

EDWARDS' 2020-21 GAME-by-GAME at TEXAS TECH (18-11 • 9-8 Big 12)

Table with columns for Opponent, GS, Min, FG-A, 3FG-A, FT-A, O-D-T, PF, A, TO, Blk, Stl, Pts. Lists game-by-game stats for opponents like Northwestern State, Sam Houston State, etc.

EDWARDS' 2018-19 GAME-by-GAME at TEXAS TECH (31-7 • 14-4 Big 12)

Table with columns for Opponent, GS, Min, FG-A, 3FG-A, FT-A, O-D-T, PF, A, TO, Blk, Stl, Pts. Lists game-by-game stats for opponents like Iowa State, Kansas State, etc.

EDWARDS' CAREER STATISTICS. Summary table with columns: Year, W-L, GP-GS, MP, FG-FGA, Pct, 3P-A, Pct, FT-FTA, Pct, Off-Def, Reb - Avg, PF-DQ, Ast, TO, Blk, Stl, Pts - Avg.

EDWARDS' CAREER STATISTICS - CONFERENCE ONLY. Summary table with columns: Year, W-L, GP-GS, MP, FG-FGA, Pct, 3P-A, Pct, FT-FTA, Pct, Off-Def, Reb - Avg, PF-DQ, Ast, TO, Blk, Stl, Pts - Avg.

2021-22 REVIEW



MARCH MADNESS

2022 TICKET PUNCHED

#MARCHMADNESS
@MARCHMADNESSMBB



SEAT 22
ROW 13
SECTION 3

NCAA TOURNAMENT AUTOMATIC QUALIFIER

2022 AMERICAN ATHLETIC CONFERENCE
CHAMPIONS
MEN'S BASKETBALL
CHAMPIONSHIP
RICKEL'S ARENA | FORT WORTH, TEXAS

Forsters® #RING

2022 AMERICAN ATHLETIC CONFERENCE TOURNAMENT CHAMPIONS

DEPARTED SENIORS


#4 TAZE MOORE

Guard/Forward
6-4 • 185 • One Letter (RS '17-18)
Southaven, Miss. (Southaven HS)
Cal State Bakersfield
**'21 CSUB graduate in
post-baccalaureate work at UH in Heath**
CAREER HIGHS
Points
*28, vs. Cal State Northridge (2/27/21)
21, vs. #19/16 Illinois (3/20/22)*
Field Goals Made
*9, vs. Cal State Northridge (2/27/21)
9, vs. California Baptist (1/8/20)
9, vs. #19/16 Illinois (3/20/22)*
Field Goal Attempts
*19, vs. California Baptist (1/8/20)
21, vs. #6/5 Villanova (3/26/22)*
3-Point Field Goals Made
*3, vs. California Baptist (1/8/20)
4, at Memphis (3/6/22)
4, vs. Hofstra (11/9/21)*
3-Point Field Goal Attempts
*5, done four times; Most recently
vs. Seattle (1/25/20)
9, at Memphis (3/6/22)*
Free Throws Made
*8, vs. Cal State Northridge (2/27/21)
8, vs. Seattle (1/25/20)
4, vs. Tulane (3/12/22)
4, vs. Cincinnati (3/11/22)*
Free Throw Attempts
*10, vs. Seattle (1/25/20)
5, vs. #19/16 Arizona (3/20/22)
5, vs. Louisiana (12/14/21)*
Rebounds
*10, vs. Hampton (11/29/19)
11, at Tulsa (1/15/22)*
Offensive Rebounds
*5, vs. Hampton (11/29/19)
8, at Tulane (2/23/22)*
Defensive Rebounds
*7, done three times; Most recently
vs. Cal State Fullerton 1/29/21
6, done four times; Most recently
vs. Cincinnati (3/11/22)*
Assists
*7, vs. Cal Poly (12/18/18)
8, vs. Memphis (3/13/22)*
Steals
*6, vs. San Jose State (11/17/18)
4, done three times; Most recently
at Memphis (3/6/22)*
Blocked Shots
*4, vs. Sam Houston State (11/26/19)
3, vs. Northwestern State (11/30/21)*
Minutes Played
*34, vs. UT Rio Grande Valley (2/27/20)
40:00, at -rv/SMU (2/9/22)*
Accomplished at Cal State Bakersfield
HONORS

- **2021-22 American Athletic Conference All-Tournament Team**
- **2020-21 All-Big West First Team**
- **2019 WAC All-Defensive Team**
- **2021-22 All-Texas Honorable Mention (Dave Campbell's Texas Basketball)**
- **Big West Player of the Week (Jan. 18, 2021)**
- **2022 Great Clips Slam Dunk Champion**

COVID SENIOR (2021-22)

Competed in 36 games with 31 starts... Stood second among the Cougars and 11th in the American Athletic Conference with 1.6 steals per game... Tied for 12th in the league with two double-doubles... Made his Houston debut a memorable one... Drained a game-tying 3-pointer from the baseline with 24 seconds left as Houston rallied from a 13-point, second-half deficit in overtime win over Hofstra... Finished 4-of-4 from behind the arc and totaled 12 points with three rebounds and three assists (11/9)... Grabbed seven rebounds with an assist and two steals in big home win over Rice (11/12)... Scored five points to go with five rebounds, three assists and a pair of steals in win over rv/#25 Virginia (11/16)... Posted 17 points on 8-of-13 shooting with five rebounds, three assists and two blocked shots in win over Northwestern State (11/30)... Did a little of everything in home win over Bryant with seven points, five rebounds, four assists, three steals and no turnovers in home win over Bryant (12/3)... Posted 14 points with a team-high 10 rebounds for the first double-double of his Houston career against Louisiana... Added four assists and a pair of steals without a turnover against the Ragin Cajuns (12/14)... Finished with 10 points, four rebounds and a pair of steals in American Athletic Conference-opening win at Temple (1/2)... Grabbed six rebounds and scored five points in win at South Florida (1/5)... Totaled 17 points with six rebounds and two assists in home win over Wichita State (1/8)... Led all players with 11 rebounds, including six offensive boards, and added four steals and a pair of assists in road win at Tulsa (1/15)... Moved past 1,000 points in his collegiate career with a 13-point performance in home win over South Florida... Also dished out three assists with two rebounds against Bulls (1/18)... Scored nine points with eight rebounds, three assists and a steal in home win over East Carolina (1/22)... Buried a key 3-pointer late with Houston clinging to a 4-point lead at UCF... Finished with nine points, four rebounds and a pair of assists against the Knights (1/29)... Scored 12 points with five rebounds and tied for game-high honors with six assists in home win vs. Tulane (2/2)... Posted 13 points with four rebounds and four assists in road win at Cincinnati... Took the opening tip and raced down the

floor for a thunderous dunk four seconds into the game (2/6)... Tied for team lead with 17 points and led Cougars with three 3-pointers at -/rv SMU... Added four rebounds with four assists, three steals and a pair of blocked shots against the Mustangs (2/9)... Posted 15 points with eight rebounds, four assists and four steals against Memphis (2/12)... Led all players with 14 points and snared seven rebounds with three assists in home win over UCF (2/17)... Finished with 18 points and grabbed nine rebounds with four assists in win at Tulane (2/23)... Totaled 12 points with six assists and two steals in home win over Cincinnati (3/1)... Recorded 19 points with four rebounds, four assists and a pair of steals in home win over Temple (3/3)... Posted 16 points with four steals and led the Cougars with four 3-pointers at Memphis (3/6). The American Championship: Scored nine points with six rebounds, four assists and a pair of steals in Quarterfinal win over Cincinnati (3/11)... Finished with 17 points, two rebounds and seven assists in Semifinal win over Tulane (3/12)... Scored 11 points with four rebounds, a steal and a game-high eight assists in Title Game win over Memphis... Named to All-Tournament Team after averaging 12.3 points, 4.0 rebounds and 6.3 assists per game. NCAA Tournament: Scored nine points with four rebounds and six assists in First-Round win over UAB (3/18)... Led all players with 21 points and tied for team-high honors with seven rebounds to go with two steals in Second-Round win over No. 19/16 Illinois (3/20)... Finished with 15 points and a team-high 10 rebounds in Elite Eight vs. #6/5 Villanova... Added three assists and a steal against the Wildcats (3/26).

SENIOR (2020-21)

Earned First Team All-Big West honors... Played in 23 games, starting 14 times... Led team in scoring (12.2), free throw percentage (82.8), and steals (30)... Ranked Top 3 on team in rebounding (4.0), assists (6.3), and blocks (14)... Posted career-high 28 points vs. CSUN Feb. 27 to go with four rebounds, four assists, and two steals... Named Big West Player of the Week Jan. 18 after averaging 13 points, 6.5 rebounds, and 2.5 assists in road sweep against Hawai'i... Tallied double-digit points 16 times including 10-game stretch in middle of season.

JUNIOR (2019-20)

Played in all 31 games, making 25 starts... Named to the WAC All-Defensive Team after finishing Top 10 in the league in blocks and steals... Led team in scoring with 11.5 points per contest... Paced team and ranked fifth in the WAC with 27 blocks... Ranked second on team in steals (36), assists (58), and field goal percentage (.482)... On Feb. 22 at Seattle U, became the first 'Runner in school history with 500 points, 200 rebounds, 100 assists, 75 steals, and 50 blocks in a career... Tallied career-high 23 points vs. California Baptist Jan. 8... Tied career-high in scoring (23) vs. Seattle U Jan. 25, adding eight boards, four assists, and five steals... Scored 18 points in back-to-back games vs. UTRGV Feb. 27 and vs. NM State Feb. 29... Led team with 17 points at Ole Miss Dec. 7... Recorded first collegiate double-double (16 points, 10 rebounds) vs. Hampton Nov. 29... Tallied career-high four blocks vs. Sam Houston State Nov. 26... Posted 26 points and four steals vs. South Dakota State Nov. 9.

REDSHIRT SOPHOMORE (2018-19)

Made 30 appearances including four starts... Played in season opener, making first appearance in over 600 days since season-ending injury as a freshman... Averaged 6.4 points, 3.0 rebounds, and 18.1 minutes

2021-22 REVIEW



DEPARTED SENIORS

per game... Led team with 42 steals (1.4 per game) and was second with 20 blocks... Averaged 42.9% from the field, 22.2% from three-point range, and 64.4% from the free throw line... Made ESPN's #SCTop10 Plays of the Day with No. 5, a buzzer-beating game-winning shot vs. Utah Valley (1/5/19)... Tallied 13 points, career-high nine rebounds, three blocks, and four steals in WAC Tournament quarterfinal loss to UTRGV (3/14/19)... Became the first Runner since 2012-13 to record at least three tally marks in all five major statistical categories in a single game with nine points, five rebounds, career-high seven assists, three blocks, and five steals vs. Cal Poly (12/18/18)... Recorded career-high 16 points vs. Utah Valley (1/5/19)... Tallied career-high three blocks in four different games.

SOPHOMORE (2017-18)

Sat out the season as a medical redshirt... Had five surgeries between injury and return.

FRESHMAN (2016-17)

Part of CSUB team that reached school's first National Invitation Tournament and became first No. 8 seed in NIT history to reach Semifinals... Averaged 10.8 minutes per game over 24 games... Had 2.4 points, 2.0 rebounds and 0.9 assists per game... Shot 47.9% from the field (23-of-48)... Scored season-high eight points vs. San Diego Christian (11/12)... Suffered season-ending leg injury vs. UTRGV (2/11).

SOUTHAVEN HIGH SCHOOL

2016 graduate... Coached by Todd Arnold... Led his team to 2015-16 District Championship... Received two All-Star Game MVPs and was a two-time recipient of Athlete of the Week... Also ran track.

PERSONAL

Full name is Taze Raekwon Moore... First name is pronounced Tah-Zhay... Born in Memphis, Tenn... Son of Kenya Sutherland... Gave up the number 3 jersey to teammate Cam Allen before 2019-20 season and donned number 4... Received his bachelor's degree in child, adolescent and family studies from Cal State Bakersfield in May 2021... Doing post-baccalaureate work in health at Houston.

MOORE'S 2021-22 GAME-BY-GAME (30-6 • 15-3 American)

Opponent	GS	Min	FG-A	3FG-A	FT-A	O-D-T	PF	A	TO	Blk	Stl	Pts
HOFSTRA	*	34:40	4-5	4-4	0-0	1-2-3	2	3	1	0	1	12
RICE	*	24:13	1-6	0-4	0-0	1-6-7	4	1	0	0	2	2
rv/#25 VIRGINIA	*	33:11	2-7	1-5	0-0	2-3-5	4	3	3	0	2	5
vs. Butler	*	25:57	3-6	1-3	0-0	2-2-4	1	1	1	1	2	7
vs. Wisconsin	*	15:56	0-6	0-4	0-0	1-2-3	1	0	1	1	0	0
vs. rv/#23 Oregon	*	14:10	1-1	0-0	0-0	1-2-3	1	0	0	0	1	2
NORTHWESTERN ST		23:16	8-13	1-4	0-0	3-2-5	4	2	2	3	1	17
BRYANT		22:40	2-4	1-2	2-2	1-4-5	0	4	0	2	3	7
ALCORN STATE		11:12	1-3	0-1	0-0	0-2-2	0	1	1	0	0	2
at #9/9 Alabama		12:22	1-2	1-1	0-0	0-0-0	3	2	0	1	2	3
LOUISIANA	*	36:15	5-12	1-5	3-5	6-4-10	1	4	0	0	2	14
vs. Oklahoma State		DNP – Illness										
TEXAS STATE		DNP – Illness										
* CINCINNATI		Postponed										
* at Temple	*	38:12	4-13	0-4	2-3	2-2-4	1	1	1	2	2	10
* at South Florida	*	36:15	2-3	1-1	0-0	1-5-6	2	5	0	1	1	5
* WICHITA STATE	*	36:26	8-11	1-2	0-0	2-4-6	2	2	1	0	0	17
* at Tulsa	*	37:31	2-7	1-4	2-2	6-5-11	3	2	2	1	4	7
* SOUTH FLORIDA	*	34:38	6-14	6-11	5-7	1-6-7	1	4	1	1	2	23
* EAST CAROLINA	*	34:08	4-12	1-5	0-0	2-6-8	2	3	2	0	1	9
* at UCF	*	35:36	3-8	2-4	1-1	2-1-3	1	2	0	0	2	9
* TULANE	*	38:00	5-16	1-7	1-2	1-4-5	3	6	4	0	0	12
* at Cincinnati	*	27:47	5-10	1-4	2-3	0-3-3	4	4	1	0	1	13
* at –rv SMU	*	40:00	7-15	3-5	0-0	2-2-4	2	4	3	2	3	17
* MEMPHIS	*	38:48	7-12	1-3	0-1	4-4-8	4	4	3	1	4	15
* UCF	*	31:58	6-11	1-5	1-1	2-5-7	3	3	0	0	1	14
* at Wichita State	*	24:21	1-7	1-6	0-0	1-1-2	5	1	1	0	0	3
* at Tulane	*	29:36	7-14	3-8	1-2	1-8-9	2	4	3	1	0	18
* rv/rv SMU	*	34:40	5-13	1-2	0-0	0-2-2	0	2	2	0	1	11
* CINCINNATI	*	34:21	5-10	2-4	0-0	0-6-6	4	2	0	0	1	12
* TEMPLE	*	27:04	8-13	2-5	1-1	0-4-4	4	4	3	1	2	19
* at Memphis	*	33:17	5-9	4-6	2-2	0-1-1	4	1	2	1	4	16
vs. Cincinnati	*	33:40	2-5	1-2	4-4	0-6-6	3	4	3	0	2	9
vs. Tulane	*	31:53	6-16	1-7	4-4	2-0-2	1	7	3	1	2	17
vs. Memphis	*	32:02	4-10	2-4	1-2	3-1-4	4	8	1	0	1	11
vs. UAB	*	36:25	4-10	1-4	0-0	0-4-4	2	6	0	0	1	9
vs. #19/16 Illinois	*	33:37	9-16	0-3	3-5	3-4-7	0	1	2	1	2	21
vs. #2/2 Arizona	*	17:21	1-3	1-1	0-0	0-4-4	4	2	2	2	0	3
vs. #6/5 Villanova	*	34:51	6-21	1-5	2-2	5-5-10	1	1	2	0	3	15

MOORE'S 2020-21 GAME-BY-GAME at CSUB (15-8 • 9-5 Big West)

Opponent	GS	Min	FG-A	3FG-A	FT-A	O-D-T	PF	A	TO	Blk	Stl	Pts
at Santa Clara	*	23	2-10	0-1	4-5	0-3-3	2	4	5	0	1	8
BETHESDA (Calif.)		14	2-2	0-0	2-2	1-1-2	1	4	2	0	0	6
at Arizona		DNP										
IDAHO		23	3-7	0-0	0-0	0-2-2	3	3	0	0	2	6
LIFE PACIFIC		Canceled										
ST. KATHERINE		19	9-13	1-2	0-0	2-2-4	0	4	1	2	1	19
vs. Stanford		30	4-13	1-3	2-2	1-4-5	4	2	3	2	2	11
at Pepperdine	*	7	1-3	0-1	2-2	1-0-1	4	1	2	0	0	4
* UC DAVIS		Canceled										
* UC DAVIS		Canceled										
* at Long Beach State	*	16	3-9	0-3	4-5	3-2-5	5	0	2	0	1	10
* at Long Beach State	*	18	4-6	0-0	3-4	0-4-4	2	0	2	0	2	11
* CAL POLY		20	3-7	1-1	3-4	1-3-4	0	0	3	1	0	10
* CAL POLY		25	6-12	1-2	3-5	3-4-7	0	4	4	0	3	16
* at Hawai'i	*	27	3-7	0-0	4-6	2-7-9	2	2	2	0	1	10
* at Hawai'i	*	26	5-10	2-2	4-4	0-4-4	1	3	1	0	1	16
* at UC Riverside	*	22	6-13	2-2	0-0	0-4-4	3	1	2	1	1	14
* at UC Riverside	*	27	4-12	2-3	3-4	3-3-6	0	5	2	0	2	13
* CALSTATEFULLERTON	*	33	7-11	2-3	0-0	0-7-7	1	4	5	0	0	16
* CALSTATEFULLERTON	*	27	8-13	1-2	3-3	0-3-3	1	5	5	0	1	20
* at UC Irvine	*	18	1-7	0-1	4-4	1-1-2	2	0	2	0	3	6
* at UC Irvine	*	16	2-8	0-0	2-3	2-1-3	3	0	1	0	2	6
UC SAN DIEGO	*	26	7-11	2-3	2-2	2-3-5	0	5	4	1	0	18
UC SAN DIEGO	*	26	3-7	1-3	0-0	1-2-3	1	5	1	3	2	7
* at UC Santa Barbara		DNP										
* at UC Santa Barbara		DNP										
CAL STATE NORTHRIDGE		19	6-7	1-2	0-0	0-4-4	0	4	1	3	2	13
CAL STATE NORTHRIDGE		25	9-12	2-2	8-9	2-2-4	4	4	3	1	2	28
vs. UC Davis	*	28	6-13	0-1	0-0	0-2-2	2	3	3	0	1	12



DEPARTED SENIORS

MOORE's 2019-20 GAME-BY-GAME at CSUB (12-19 • 6-10 WAC)

Table with columns: Opponent, GS, Min, FG-A, 3FG-A, FT-A, O-D-T, PF, A, TO, Blk, Stl, Pts. Rows include Notre Dame de Namur, South Dakota State, Life Pacific, Sam Houston State, Hampton, San Diego Christian, Ucsanta Barbara, Montana State, Grand Canyon, Utah Valley, Seattle, Chicago State, Kansas City, and New Mexico State.

MOORE's 2017-18 GAME-BY-GAME at CSUB (0-0 • 0-0 WAC)

Table with columns: Opponent, GS, Min, FG-A, 3FG-A, FT-A, O-D-T, PF, A, TO, Blk, Stl, Pts. Row for Sat out as redshirt.

MOORE's 2018-19 GAME-BY-GAME at CSUB (16-14 • 6-8 WAC)

Table with columns: Opponent, GS, Min, FG-A, 3FG-A, FT-A, O-D-T, PF, A, TO, Blk, Stl, Pts. Rows include Antelope Valley, Cal Poly, Ucsanta Barbara, Utah Valley, Seattle, Chicago State, Kansas City, New Mexico State, Grand Canyon, and California Baptist.

MOORE's 2016-17 GAME-BY-GAME at CSUB (17-7 • 8-1 WAC)

Table with columns: Opponent, GS, Min, FG-A, 3FG-A, FT-A, O-D-T, PF, A, TO, Blk, Stl, Pts. Rows include San Diego Christian, Ucsanta Barbara, Fresno State, Pacific Union, Portland State, Bethesda, Seattle, Utah Valley, and New Mexico State.

2021-22 REVIEW

MOORE's CAREER STATISTICS

Table with columns: Year, W-L, GP-GS, MP, FG-FGA, Pct, 3P-A, Pct, FT-FTA, Pct, Off-Def, Reb - Avg, PF-DQ, Ast, TO, Blk, Stl, Pts - Avg. Rows for 2016-17, 2017-18, 2018-19, 2019-20, 2020-21, 2021-22, and Totals.

MOORE's CAREER STATISTICS • CONFERENCE ONLY

Table with columns: Year, W-L, GP-GS, MP, FG-FGA, Pct, 3P-A, Pct, FT-FTA, Pct, Off-Def, Reb - Avg, PF-DQ, Ast, TO, Blk, Stl, Pts - Avg. Rows for 2016-17 (Big West), 2017-18 (WAC), 2018-19 (WAC), 2019-20 (WAC), 2020-21 (WAC), 2021-22 (WAC), American Totals, Big West Totals, WAC Totals, and Totals.



TAZE MOORE
2022 Great Clips Slam Dunk Champion

DEPARTED SENIORS


#35 FABIAN WHITE Jr.

F • 6-7 • 225 • Five Letters
Atascocita, Texas (Atascocita HS)
UH December 2021 Graduate (Health Promotions)
CAREER HIGHS
Points

28, vs. Cincinnati (3/1/22)

Field Goals Made

11, vs. Temple (3/3/22)

Field Goal Attempts

21, vs. Cincinnati (3/1/22)

3-Point Field Goals Made

4, at Cincinnati (2/6/22)

3-Point Field Goal Attempts

6, done five times; Most recently vs. Temple (3/3/22)

Free Throws Made

6, vs. Cincinnati (3/1/22)

Free Throw Attempts

9, at Tulane (1/17/18)

Rebounds

 14, at Temple (1/2/22)
 14, vs. Memphis (3/8/20)

Offensive Rebounds

 8, at Temple (1/2/22)
 8, at Tulane (1/17/18)

Defensive Rebounds

11, at -rv SMU (2/9/22)

Assists

5, at Tulane (2/23/22)

Steals

3, done four times; Most recently vs. Memphis (2/12/22)

Blocked Shots

5, vs. Louisiana (12/14/21)

Minutes Played

38:18, at Temple (1/2/22)

HONORS

- **2021-22 American Athletic Conference Tournament Most Outstanding Player**
- **2021-22 American Athletic Conference All-Tournament Team**
- **2021-22 All-American Athletic Conference First Team**
- **2021-22 NABC All-District 24 First Team**
- **2021-22 All-Texas Second Team (Dave Campbell's Texas Basketball)**
- **2021 Maui Jim Maui Invitational All-Tournament Team**
- **2017-18 American Athletic Conference All-Rookie Team**
- **2019 Hawaiian Airlines Diamond Head Classic Most Outstanding Player**
- **The American Player of the Week (Feb. 28, 2022)**
- **The American Player of the Week (Feb. 7, 2022)**
- **The American Player of the Week (Dec. 30, 2019)**
- **The American Rookie of the Week (Jan. 29, 2018)**
- **The American Rookie of the Week (Nov. 27, 2017)**
- **The American Honor Roll (March 7, 2022)**
- **The American Honor Roll (Jan. 3, 2022)**
- **The American Honor Roll (Nov. 28, 2021)**
- **2020-21 American Athletic Conference All-Academic Team**

COVID SENIOR (2021-22)

Became the winningest player in Houston career history home win vs. UCF and finished with 121-28 record... Became 49th 1,000-point scorer in Houston history in home win over Tulane... Set school record in career games played at Wichita State and finished with 149 games played... Competed in 100th victory of his Houston career against Texas State... Became only third Cougar in school history (Michael Young, Galen Robinson Jr.) to reach triple-digit wins... Only Cougar to start every game, setting a school single-season record... Finished second among the available Cougars and 16th in the American Athletic Conference with 12.5 points per game... Finished third on the team and 14th in The American with 5.7 rebounds per contest... Led Houston and was sixth in The American with 1.4 blocks per game... Stood second on the team and fifth in the league with 2.3 offensive rebounds per contest... Tied for team lead and tied for fourth in the league with four double-doubles... Made his season debut in Cougars' overtime win over Hofstra inside the Fertitta Center... Posted eight points with four rebounds and three assists against the Pride (11/9)... Led all players with eight rebounds and blocked two shots in win over rv#25 Virginia (11/16)... Led all players with a career-high 21 points and drained three 3-pointers with eight rebounds, a steal and blocked shot in Maui Jim Maui Invitational First-Round win over Butler (11/22)... Led Cougars with 15 points and seven rebounds and added two assists and a team-high three steals in Maui Jim Maui Invitational Third-Place Game win over rv/#23 Oregon (11/24)... Led all players with eight rebounds, including four offensive boards, and added eight points with three assists in win over Northwestern State (11/30)... Finished

with 16 points and two blocked shots in home win over Bryant (12/3)... Posted 11 points on 5-of-9 shooting with six rebounds, including four offensive boards, with an assist and steal at #9/9 Alabama (12/11)... Blocked a game-high five shots with 12 points, nine rebounds, two assists and two steals in win over Louisiana (12/14)... Recorded first double-double of season with 15 points and 10 rebounds in win over Oklahoma State at Hoop Hype XL in Fort Worth, Texas... Also dished out two assists with three steals against Cowboys (12/18)... Led all players with 15 points and 14 rebounds, including eight offensive boards in American Athletic Conference-opening win at Temple (1/2)... Finished with 15 points on 5-of-9 shooting and added four rebounds with an assist and steal in win at South Florida (1/5)... Tied Galen Robinson Jr. for second-most wins in school career history in home win vs. Wichita State... Finished with 15 points, three rebounds, two steals and two blocked shots against the Shockers (1/8)... Moved into second place on Houston's career wins list after posting seven points with five rebounds and two blocked shots in road win at Tulsa (1/15)... Scored 16 points with five rebounds, two steals and two blocked shots in home win over South Florida (1/18/22)... Became winningest player in Fertitta Center history with his 44th victory vs. East Carolina... Finished with eight points and four rebounds against the Pirates (1/22)... Led all players and tied his career high with 21 points and grabbed seven rebounds with an assist and blocked shot in home win over Tulane (2/2)... Tied Houston legend Michael Young for most wins in school career history in road victory at Cincinnati... Finished with 22 points on 8-of-13 shooting, including four 3-pointers, and added nine rebounds with a pair of assists (2/6)... Posted 11 points with a game-high 13 rebounds and added two blocks at -rv SMU (2/9)... Totaled 15 points on 6-of-10 shooting with four rebounds and three steals against Memphis (2/12)... Finished with 12 points and five rebounds and tied for game-high honors with three blocked shots on night he became winningest player in Houston history in home win over UCF (2/17)... Recorded 11 points with five rebounds and a game-high four blocked shots in double-overtime road win at Wichita State (2/20)... Led all players with 21 points and three blocked shots and added nine rebounds, including five offensive, in win over rv/rv SMU (2/27)... Led all players with 28 points, 10 rebounds and two blocked shots in home win over Cincinnati (3/1)... Scored 26 points with six rebounds and two steals against Temple in his final home game inside the Fertitta Center (3/3). **The American Championship:** Led all players with 18 points on 7-of-13 shooting and added eight rebounds, including three offensive boards, in Quarterfinal win over Cincinnati (3/11)... Led all players with 20 points on 8-13 shooting from the field and grabbed three rebounds with a pair of steals in Title Game win over Memphis... Named the tournament's Most Outstanding Player after averaging 12.7 points and 3.7 rebounds. **NCAA Tournament:** Finished with 14 points and six rebounds in First-Round win over UAB... Tied for team-high honors with seven rebounds in Second-Round win over #19/16 Illinois (3/20).

SENIOR (2020-21)

Made his season debut at Wichita State... Scored three points and grabbed a rebound with an assist against the Shockers (2/18)... Was expected to sit out the season as a medical redshirt after tearing the ACL in his right knee during private workout in late May 2020 but made a complete recovery a little under nine months following surgery... Returned to Fertitta Center with 10 points and a game-high nine rebounds in win over Cincinnati (2/21)... Posted 10 points with three rebounds, two blocked shots and two steals in win over USF (2/28). **The American Championship:** Scored eight points with six rebounds, two assists and a steal in Title Game win over Cincinnati. **NCAA Tournament:** Scored 12 points on 4-of-4 shooting from the field and 4-of-4 shooting from the free throw line in First-Round win over Cleveland State... Grabbed five rebounds with a steal and blocked shot against the Vikings (3/19)... Scored seven points and grabbed two rebounds with an assist in Second-Round win over Rutgers (3/21)... Finished with four points and four rebounds in Sweet 16 win over Syracuse (3/27)... Totaled eight points with seven rebounds, including five offensive, in Elite Eight win over Oregon State (3/29).

JUNIOR (2019-20)

Moved into sixth in Houston history with 43 conference victories during his career... Joined Nate Hinton as only Cougars to start every game... Finished 18th in American Athletic Conference with 5.5 rebounds per game... Ranked eighth in the league with 2.5 offensive boards per

2021-22 REVIEW



DEPARTED SENIORS

contest... Made his season debut in opening win over Alabama State... Finished with 10 points and six rebounds against the Hornets (11/12)... Totaled 14 points on 7-of-11 shooting with five rebounds, two steals and a assist against BYU (11/15)... Led all players with 12 rebounds, including three offensive boards, and added eight points with an assist in win at Rice (11/19)... Recorded 12 points on 6-of-10 shooting and grabbed five rebounds at No. 11/11 Oregon... Totaled 16 points with eight rebounds, including five offensive, and blocked three shots in win over Houston Baptist (11/26)... Posted 15 points with six rebounds and an assist in win over Texas State (12/4)... Finished with 15 points and a game-high 12 rebounds (6 offensive, 6 defensive) with two assists in Hawaiian Airlines Diamond Head Classic Semifinals against Georgia Tech (12/23)... Was his first double-double of the season... Tied for team-high honors with 19 points on 7-of-13 shooting and grabbed two rebounds with an assist and steal against No. 21/20 Washington during Hawaiian Airlines Diamond Head Classic championship game (12/25)... Named the tournament's Most Outstanding Player after averaging 14.7 points and 5.7 rebounds in three games... Honored as American Athletic Conference Player of the Week (12/30)... Totaled 13 points with four rebounds and a steal in American Athletic Conference opener vs. UCF (1/3)... Recorded second double-double of season with 17 points and game-high 10 rebounds in win over SMU... Added assist and steal against the Mustangs (1/15)... Posted 14 points on 6-of-11 shooting with five rebounds, two assists and two blocked shots in win at No. 16/16 Wichita State (1/18)... Totaled 11 points with three rebounds in win over USF (1/26)... Scored seven points with six rebounds in win over rv/rv Wichita State (2/9)... Finished with 10 points on 5-of-7 shooting and grabbed five rebounds with a pair of steals in win at USF (2/12)... Snared eight rebounds in loss at Memphis (2/22)... Recorded 18 points with 14 rebounds and a blocked shot to lead the Cougars in win over Memphis (3/8).

SOPHOMORE (2018-19)

Competed in 32 games with 21 starts... Made his season debut against No. 18/21 Oregon in the Fertitta Center-opening... Totaled seven points with a rebound and steal against the Ducks (12/1)... Scored 10 points on 4-of-6 shooting from the field with three rebounds and a blocked shot against LSU (12/12)... Scored eight points with six rebounds and a pair of blocked shots in win over Saint Louis (12/16)... Totaled nine points with three rebounds and a pair of steals in win over Utah State (12/20)... Posted seven rebounds with six rebounds and two assists in win over Coppin State (12/23)... Finished with eight points and five rebounds in American Athletic Conference-opening win over Tulsa (1/2)... Grabbed five rebounds, including four offensive at Temple (1/9)... Made the first start of his career against Wichita State... Finished with 12 points on 5-of-7 shooting with two rebounds and two blocked shots against the Shockers (1/12)... Scored 11 points with five rebounds in win at SMU (1/16)... Finished with 11 points and three rebounds in win over ECU (1/23)... Totaled 14 points on 6-of-7 shooting and grabbed six rebounds with a pair of blocked shots in win at Tulsa (1/27)... Posted nine points on 4-of-5 shooting from the field and grabbed three rebounds with three assists in win over USF (2/23)... Recorded 16 points on 7-of-10 shooting and grabbed three rebounds in win at ECU (2/27)... Scored eight points with three offensive rebounds in win over SMU to help lead Cougars to American Athletic Conference regular-season championship (3/7)... Grabbed seven rebounds including five offensive, and blocked three shots in win over No. 20/19 Cincinnati, which clinched outright regular-season championship for Houston (3/10). **The American Championship:** Snared six rebounds vs. UConn (3/15)... Had a game-high 11 rebounds along with five points vs. Memphis in Semifinals (3/16)... Had three points and three rebounds vs. Cincinnati in Title Game (3/17). **NCAA Tournament:** Secured first double-double of the season with 14 points and 11 rebounds vs. Georgia State (3/22)... Had 11 points, five rebounds and two steals vs. Ohio State (3/24).

FRESHMAN (2017-18)

Seventh freshman in school history with multiple double-doubles in a season... Led the Cougars with 32 blocked shots in his first collegiate season... Finished 12th in The American with 0.9 blocked shots per game... One of six players to compete in all 35 games... Made his collegiate debut in season-opening win against McNeese... Finished with two points, three rebounds and an assist against the Cowboys... Scored six points with four rebounds, an assist and block against Drexel during Paradise Jam First Round... Recorded the first double-double of his career with 14 points and a game-high 12 rebounds in win against UIW... Connected on 6-of-7 shots from the field and drained both free throw attempts and added two assists with three blocks and three steals against the Cardinals... Honored as American Athletic Conference Rookie of the Week following that performance... Scored eight points and blocked four shots with two rebounds and an assist in win against Fairfield... Finished with eight points on 4-of-7 shooting and grabbed five rebounds in win at USF to open American Athletic Conference play... Scored eight points, including six in the final four-and-a-half minutes, in win against Temple... Finished with 17 points on 8-of-12 shooting in win at ECU... Also tied for team lead with six rebounds and led all players with three blocked shots against the Pirates... Led Houston with 12 rebounds and added seven points with four assists and a game-high four blocked shots at Tulane... Posted 16 points on 7-of-10 shooting from the field with a game-high 11 rebounds for his second double-double of the season... Honored as American Athletic Conference Rookie of the Week for the second time following that performance... Scored 10 points with two rebounds at No. 8/8 Cincinnati... Posted eight points with four rebounds, two blocks, two steals and two assists in win over Tulane... Led all players with nine rebounds, including

three offensive, and added nine points on 4-of-5 shooting in win over ECU... Scored four points and grabbed four rebounds in win at SMU... Posted six points with four rebounds, including three offensive, in win over UConn. **The American Championship:** Tied a career high with 23 minutes vs. UCF in the Quarterfinals, finishing with seven rebounds and six points... Saw 17 minutes of action vs. No 11/14 Wichita State, connecting on his lone field goal attempt. **NCAA Tournament:** Had two points and two rebounds in 11 minutes against rv/rv San Diego State in the First Round... Finished with two points and four rebounds against No. 7/7 Michigan in the Second Round.

ATASCOCITA HIGH SCHOOL

3-star recruit by Rivals... Chose Houston over TCU, SMU, Florida Gulf Coast and UTA... Coached by David Martinez. **Senior (2016-17):** Joined former Cougar Cedrick Alley Jr., as finalist for Guy V. Lewis Award, presented to top high school player in city of Houston... Named to Houston Chronicle All-Greater Houston First Team... Led Eagles to fourth straight district championship... Honored as District 21-6A Most Valuable Player... Named to TABC 6A All-State and All-Region teams. **Junior (2015-16):** Named to All-District 16-6A First Team... Led Atascocita to 38-0 record before falling to DeSoto High in Class 6A state championship game... Averaged 18.0 points and 8.0 rebounds per game... Led all players with 28 points and 15 rebounds in win over Westlake High in regional final. **Sophomore (2014-15):** Named District 16-6A Defensive Player of the Year and Newcomer of the Year at Kingwood High School.

PERSONAL

Full name is Fabian Christopher White Jr... Born in Houston... Son of Aundrea and Fabian White Sr... Has a sister, Alyssa... Majoring in health promotions with plans to graduate in May 2021.

WHITE Jr.'s 2021-22 GAME-by-GAME (32-6 • 15-3 American)

Opponent	GS	Min	FG-A	3FG-A	FT-A	O-D-T	PF	A	TO	Blk	Stl	Pts
HOFSTRA	*	35:29	3-8	0-1	2-4	3-1-4	3	3	0	1	0	8
RICE	*	16:08	3-8	1-4	0-0	1-1-2	3	2	1	1	1	7
rv/#25 VIRGINIA	*	25:29	3-6	0-0	0-0	0-8-8	0	1	0	2	1	6
vs. Butler	*	32:07	8-13	3-5	2-3	2-6-8	1	0	2	1	1	21
vs. Wisconsin	*	25:33	2-4	0-1	0-0	1-3-4	2	1	0	0	1	4
vs. rv/#23 Oregon	*	26:27	5-13	3-6	2-2	4-3-7	2	2	1	0	3	15
NORTHWESTERN ST	*	22:14	3-4	1-1	1-2	4-4-8	0	3	1	1	0	8
BRYANT	*	20:27	7-15	1-4	1-2	0-1-1	2	1	1	2	0	16
ALCORN STATE	*	10:10	1-7	0-1	0-1	1-1-2	4	0	0	0	1	2
at #9/9 Alabama	*	24:40	5-9	1-2	0-0	4-2-6	4	1	1	0	1	11
LOUISIANA	*	36:22	5-13	0-4	2-2	4-5-9	3	2	2	2	5	12
vs. Oklahoma State	*	36:09	6-11	2-3	1-3	4-6-10	3	2	1	2	3	15
TEXAS STATE	*	15:11	3-6	2-4	0-0	1-2-3	4	0	1	0	0	8
* CINCINNATI	Postponed											
* at Temple	*	38:18	6-14	1-6	2-2	8-6-14	2	1	1	2	0	15
* at South Florida	*	22:40	5-9	3-5	2-2	1-3-4	3	1	1	0	1	15
* WICHITA STATE	*	24:19	6-8	3-5	0-0	1-2-3	3	0	2	2	2	15
* at Tulsa	*	28:59	3-11	1-5	0-0	2-3-5	1	1	1	2	1	7
* SOUTH FLORIDA	*	25:47	6-12	2-4	2-2	2-3-5	2	1	1	2	2	16
* EAST CAROLINA	*	20:01	4-10	0-3	0-0	1-3-4	3	1	1	1	1	8
* at UCF	*	26:16	4-8	1-4	2-2	1-2-3	5	3	2	1	1	11
* TULANE	*	35:51	9-14	3-6	0-3	3-4-7	1	1	2	1	0	21
* at Cincinnati	*	32:22	8-13	4-5	2-2	3-6-9	1	2	9	2	9	22
* at -/rv SMU	*	36:46	4-8	1-3	2-2	2-11-13	2	1	2	2	1	11
* MEMPHIS	*	36:19	6-10	3-4	0-0	1-3-4	0	1	6	1	3	15
* UCF	*	29:31	5-10	0-3	2-2	3-2-5	4	0	1	3	1	12
* at Wichita State	*	34:57	5-9	1-3	0-0	1-3-4	5	1	1	4	1	11
* at Tulane	*	31:11	4-8	1-2	3-4	0-3-3	2	5	1	3	2	12
* rv/rv SMU	*	30:40	9-16	0-3	3-3	5-4-9	2	1	1	3	1	21
* CINCINNATI	*	35:35	10-21	2-6	6-8	5-5-10	0	1	2	2	2	28
* TEMPLE	*	32:46	11-18	3-6	1-3	2-4-6	3	0	1	1	2	26
* at Memphis	*	33:35	3-6	0-2	5-8	2-1-3	5	2	3	1	2	11
vs. Cincinnati	*	34:28	7-13	2-3	2-2	3-5-8	2	1	1	0	0	18
vs. Tulane	*	2:57	0-1	0-0	0-0	0-0-0	0	0	0	0	0	0
vs. Memphis	*	29:26	8-13	2-4	2-3	3-0-3	1	0	1	1	2	20
vs. UAB	*	28:36	5-11	1-4	3-5	3-3-6	3	0	0	1	0	14
vs. #19/16 Illinois	*	27:38	1-8	1-5	3-4	3-4-7	1	2	1	0	0	6
vs. #2/2 Arizona	*	25:41	2-6	0-3	0-1	1-4-5	4	1	1	2	0	4
vs. #6/5 Villanova	*	26:31	1-5	0-2	0-0	1-3-4	4	0	0	0	0	2



2022-23 HOUSTON MEN'S BASKETBALL

HISTORY

Historical Highlights.....	90-91
Houston Basketball A to Z.....	92-95
Cougars in the NBA/NBA Draft	96-97
2020-21 NCAA Final Four Team	98
1983-84 NCAA Final Four Team	99
1982-83 NCAA Final Four Team	100
1981-82 NCAA Final Four Team	101
1967-68 NCAA Final Four Team	102
1966-67 NCAA Final Four Team	103
Game of the Century.....	104
Coach Guy V. Lewis.....	105
Otis Birdsong	106
Clyde Drexler	107
Elvin Hayes	108
Hakeem Olajuwon	109
Michael Young.....	110
Honor Roll	112-116
NCAA Tournament Results	118-119
Conference Tournament Results.	120-121
NIT/CBI Results.....	122
UHCougars.com	123
All-Time Lettermen	123-125
Jersey Numbers.....	126-127
All-Time Series	128-129
Series Records.....	130-137
All-Time Results	138-147
Year-by-Year / Coaching Records.....	148



HISTORY

After winning college basketball's "Game of the Century," playing in six NCAA Final Fours and producing the high-flying fraternity known as "Phi Slama Jama," the University of Houston has proven to be one of college basketball's most popular and one of the nation's most successful programs.

Houston's legacy includes conference championships in five different leagues, 34 consecutive seasons without a losing record, 25 All-American players, three of the NBA's 50 Greatest Players and four members of the Naismith Memorial Hall of Fame. The Cougars extended their winning heritage in 2004-05 by posting their 1,000th win in the school's history.

ORIGINS OF SUCCESS

Houston's first athletics team was its intercollegiate basketball team, which began playing at the end of World War II. The Lone Star Conference suspended operations in 1943 and 1944 because of World War II and invited Houston to join the league when it resumed in 1945.

Under the direction of head coach **Alden Pasche**, the Cougars played their first game against defending league champion North Texas on Jan. 10, 1946. The Cougars' starting lineup that night consisted of team captain and center **Guy V. Lewis**, forwards **Jack Wagner** and **Dick Pratt**, along with guards **Willie Wells** and **Charlie Carpenter**.

That night, Lewis scored 19 points, while Wells added 16 to lead the Cougars to a 62-35 victory. Pratt scored the first field goal in school history and ended the game with 12 points for Houston.

The Cougars went on to finish the season with a 10-4 record and were the Lone Star Conference champions with an 8-2 league record. Lewis set a conference record, averaging 21.1 points in 10 league games.

The Cougars won a second consecutive LSC championship the following year as Lewis averaged 19.7 points per game and Wells added 10.2 points per contest. Houston finished the 1946-47 season with a 15-7 overall record and was 11-1 in LSC play.

HOUSTON CHANGES LEAGUES

After a fourth place finish and a runner-up showing in the Lone Star Conference standings in 1947-48 and 1948-49, the Cougars moved to the Gulf Coast Conference and won a league championship with a 6-0 conference record in their only season as a league member.

Houston joined one of the nation's strongest collegiate basketball conferences, the Missouri Valley Conference, in 1950.

IN THE VALLEY

The Missouri Valley Conference featured 13 squads that were ranked among the nation's Top Five teams from 1950-60. In addition to its outstanding teams, the MVC produced 28 All-America performers during the 1960s.

The Cougars played their first game against a nationally ranked team in 1950-51, when they faced No. 5 Bradley. Later that season, Houston took on top-ranked Oklahoma State, which was coached by the legendary Henry Iba on February 21. The Cougars also faced top-ranked Cincinnati and second-ranked Bradley in back-to-back games twice in 1959-60.

Houston's most memorable season as a member of the MVC came in 1955-56. That year, the Cougars were conference champions and ranked in the national wire service polls for the first time in school history. The Cougars were ranked No. 18 by the Associated Press on Feb. 18 and climbed as high as No. 14 before ending the season with a 19-7 overall record and ranked 17th in the final AP poll.

The team featured Houston's first 7-foot center, **Don Boldebeck**, who averaged 21 points and more than 15 rebounds per game while leading the Cougars to their first NCAA Tournament appearance. After the season, Pasche resigned as head coach and athletics director **Harry Fouke** gave the reins to its former assistant coach and team captain **Guy V. Lewis**.

LEWIS NAMED HEAD COACH

Lewis spent the next 30 seasons revolutionizing college basketball and putting Houston's program on the national map. He coached Houston's first All-America player, signed the first two African-American basketball players in school history and orchestrated the Game of the Century in the 1960s.

The Cougars opened the decade playing in the 1961 NCAA Tournament. That team was led by All-America First-Team honoree **Gary Phillips**, who was nicknamed "The Ghost" because of his outstanding defensive ability. He ended his career as Houston's all-time career scoring leader at that time with 1,452 points.

Houston also was a quarterfinalist in the 1962 NIT, as the Cougars were led by New York native **Jack Thompson** and All-America center **Lyle Harger**. Harger averaged 15.9 points and 10.6 rebounds that season, while future assistant coach **Donnie Schverak** chipped in 15.5 points.

In 1964, Lewis signed two of the first three African-American athletes in school history: **Elvin Hayes** and **Don Chaney**. Hayes is the only three-time All-America First-Team selection in school history, while Chaney earned All-American honors in 1968. They combined to lead Houston to its first two NCAA Final Four appearances in 1967 and 1968. Hayes also claimed Houston's career, single-season and single-game scoring and rebounding records and continues to hold them today.

In 1968, the Cougars played in college basketball's most significant

game of the 20th century, when second-ranked Houston challenged defending national champion UCLA in the Astrodome on Jan. 20, 1968.

Not only did the game have two outstanding teams, it also featured two consensus All-Americans and future Naismith Basketball Hall of Fame players in the first nationally televised regular-season game. If that was not enough, it also marked the first game played in a domed stadium with an attendance of more than 53,000 people.

The contest lived up to all of its pregame hype, as Hayes sank two free throws in the final 29 seconds to give the Cougars a 71-69 victory. After beating the Bruins, Houston finished the 1968 regular season with a 28-0 record atop both the AP and UPI national polls.

Playing without starting point guard **George Reynolds** in the NCAA Tournament, the Cougars advanced to their second straight NCAA Final Four before falling to UCLA 101-69, as the Bruins used a box-and-one defense to handcuff Hayes. Houston ended the season as the first team in school history to win 30 games with a 31-2 record.

After the season, **Ken Spain** became Houston's first Olympian in 1968, when he helped the United States win a gold medal in Mexico City.

PERENNIAL POWER

After two consecutive NCAA Final Four Appearances, Houston's national success continued in the 1970s, as the Cougars opened the decade with four straight NCAA Tournament appearances. Early in the decade, the Cougars featured a lineup of All-Americans that included **Ollie Taylor**, point guard **Poo Welch**, 6-8 standout **Dwight Davis** and **Louis Dunbar**. Taylor led the Cougars to a NCAA Sweet 16 finish in 1969-70. Welch and Davis combined to lead Houston to another NCAA Sweet 16 the following year.

Houston competed in its third straight NCAA Tournament in 1971-72, and **Dwight Jones** played for the U.S. Olympic team later that summer. In 1972-73, Houston was invited to the NCAA Tournament for a fourth straight year. That team was led by Jones and Dunbar, a 6-10 player who redefined the meaning of versatility by playing all five positions on the court. He took those skills to the Harlem Globetrotters and spent more than 26 years as a player and coach.

In 1975-76, Houston began playing in the Southwest Conference and went on to win three SWC regular season championships and five SWC Postseason Tournaments during the next 20 years.

Houston also continued to produce All-American players. **Otis Birdsong** was named a consensus All-American in 1977 while leading Houston to the NIT championship game. Birdsong was named the SWC Player of the Year after setting the SWC scoring record with 30.3 points per game and leading the Cougars to a second-place finish in the league standings. Later, he was chosen the league's Player of the Decade.

After playing in the NIT, Houston won its first SWC Postseason Tournament title in 1977-78 and earned the league's automatic berth to the NCAA Tournament.

PHI SLAMA JAMA

The Cougars returned to the NCAA Tournament in 1980-81 and began one of the most successful runs in school history. During the next three years, the Cougars played in the 1982, 1983 and 1984 NCAA Final Fours. Houston's most famous team during that span was the 1982-83 squad, which was coined "Phi Slama Jama" by Tommy Bonk, a former *Houston Post* columnist and current *Los Angeles Times* writer.

Led by All-Americans **Clyde Drexler** and **Hakeem Olajuwon**, *Phi Slama Jama* finished the season with a 31-3 record after putting together a 26-game winning streak and ending the regular season ranked No. 1 in the nation. "Phi Slama Jama" also recorded a perfect 16-0 Southwest Conference record while winning the league's regular season and SWC Postseason Classic championships.

Houston advanced to the NCAA Championship game for the first time in school history, but was upset by No. 16 NC State on a last-second dunk by Lorenzo Charles.

Houston also was a NCAA Tournament finalist in 1983-84 after the Cougars set a school record with 32 wins. Olajuwon was named a consensus All-American after leading the nation in field goal percentage, rebounding and blocked shots. The following season, the Cougars played in the NIT.

Following the 1985-86 season Lewis announced his retirement as coach and ended his career with a 592-279 record. He led the Cougars to 14 NCAA Tournament appearances and two NIT berths during his tenure.

FOSTER ERA BEGINS

Pat Foster took the helm in 1986-87 and led the Cougars to six postseason tournaments during the next seven years. The Cougars played in the NCAA Tournament in his first season and advanced to the second round of the NIT with a win over Fordham in 1987-88.

In 1989-90, Houston returned to the NCAA Tournament when **Carl Herrera**, **Craig Upchurch** and **Byron Smith** combined to lead the Cougars to a 25-8 record. Herrera led the Cougars with 16.7 points and 9.6 rebounds per game before leaving for the professional ranks. Smith averaged 16.3 points, and Upchurch posted averages of 13.1 points and 7.0 rebounds.

Before the start of the 1990-91 season, Upchurch suffered a season-ending back injury during pre-season workouts, but Smith combined with 7-foot center **Alvaro Teheran** to lead the Cougars to a NIT appearance. The next season, Houston returned to the NCAA Tournament

as Houston reloaded with SWC Newcomers of the Year **Sam Mack** and **Bo Outlaw**. Upchurch also returned for his senior season and the trio led the Cougars to another 25-win campaign.

In 1992-93, Outlaw teamed with **David Diaz** and **Anthony Goldwire** to lead Houston to 21 wins and the NIT. Outlaw was named the SWC Player of the Year after leading the nation in field-goal percentage and leading the SWC in blocked shots for the second straight year. He also chipped in with 16.2 points and 10.0 rebounds per game. Diaz led the Cougars with 17.2 points per game, while Goldwire averaged 14.2 points and 5.7 assists per game in his first season as a Cougar.

Following the 1993 NIT, Foster resigned as head coach. **Alvin Brooks**, Foster's assistant coach for seven seasons, was named head coach.

BROOKS NAMED HEAD COACH

Brooks enjoyed his best season as a head coach in 1995-96 when he led Houston to a 17-10 record and a second-place finish in the final season of the Southwest Conference. Houston also upset third-ranked Memphis that year.

The following year, Houston joined Conference USA and began to compete again in one of the nation's top collegiate basketball leagues. **Galen Robinson** was the Cougars' first C-USA honoree, earning All-Conference USA honors in 1996-97 and 1997-98.

DREXLER RETURNS

Following the 1997-98 season, former Cougar All-America player **Clyde Drexler** returned to his alma mater as Houston's head coach. Drexler won his first game as head coach against Texas on national television. He also guided Houston to its first two C-USA road wins in his first year.

During his second season, Drexler led Houston to its first C-USA Tournament victory over Marquette in 1999-00.

Gee Gervin was an All-Conference USA First-Team selection in both 1998-99 and 1999-00. **Kenny Younger** also earned All C-USA Third-Team honors in 1998-99. **George Williams** became the first Cougar in school history to earn C-USA All-Freshman team honors in 1998-99.

MCCALLUM TAKES OVER

Drexler resigned after the 2000 C-USA Tournament, and **Ray McCallum** was named Houston's sixth head coach. In McCallum's first season, McDonald's High School All-American **Alton Ford** earned C-USA All-Freshman Team honors and was named to the Freshman All-America Fourth Team. Following that season, Ford was selected in the second round of the 2001 NBA Draft by the Phoenix Suns.

In 2001-02, Houston finished the season with an 18-15 record. The Cougars also placed second in C-USA's National Division with a 9-7 mark, advanced to the semifinals of the C-USA Tournament and earned a bid to the NIT. Individually, **Louis Truscott** became the fourth Cougar to garner league honors when he was selected All-Conference USA Third Team.

In 2002-03, Houston earned its third straight berth into the C-USA Tournament, and Truscott was an All C-USA First-Team selection after finishing sixth among national leaders in rebounding and registering 20 double-doubles.

In 2003-04, Houston's string of C-USA Tournaments ended as the Cougars ended the year with a 9-18 overall record.

RECORD-SETTING CAMPAIGN

On March 23, 2004, **Tom Penders** was named Houston's seventh head coach and led the Cougars to a record-setting campaign in his first season. Penders brought renewed excitement to the UH campus program when he produced Houston's most successful team in 12 years.

The Cougars finished the year with their best record since 1995-96. A part of that record was the defeat of a nationally ranked team for the first time since Dec. 4, 1996, when the Cougars upset No. 16 and eventual NCAA Final Four participant and C-USA champion Louisville. Houston also tied a school record with nine Conference USA wins that year.

In addition Houston had a landmark win over Memphis on Feb. 5. The 66-53 victory over the Tigers was Houston's 1,000th win in the program's history. The Cougars also returned to postseason play when they competed at Wichita State in the first round of the NIT.

Senior guard **Andre Owens** was named an All C-USA Second-Team performer after averaging 18.3 points and 4.8 rebounds per game.

POSTSEASON PLAY AGAIN

In the 2005-06 season, the Cougars posted a 21-10 record and advanced to the second round of the NIT following a 77-67 victory over BYU in Hofheinz Pavilion during the first round.

The Cougars also posted back-to-back wins over nationally ranked teams for the first time since playing in the 1984 NCAA Midwest Regional Tournament with an 84-83 victory at No. 25 LSU and a 69-65 win over No. 13 Arizona.

Oliver Lafayette was named *The Sporting News* Player of the Week after averaging 30 points per game in the two games. He scored a career-high 32 points at LSU and added 28 points against Arizona.

In C-USA play, the Cougars won nine regular season league games and advanced to the C-USA Tournament semifinals. Houston finished the regular season with a 9-5 C-USA record to earn a first-round bye in the C-USA Tournament. The Cougars knocked off UCF 71-52, in the

HISTORY



HISTORY

quarterfinals before falling to No. 1 seed and eventual C-USA Tournament champions Memphis in the semifinals.

After beating BYU in the first round of the NIT, Houston's season came to an end when the Cougars fell at Missouri State in the second round.

Individually, **Ramon Dyer** and Lafayette were All C-USA Second-Team selections, while **Lanny Smith** was chosen as an All C-USA Third-Team performer.

Lafayette led the Cougars in scoring with 15.7 points per game and ranked second nationally in steals with 3.4 per contest. His average set both C-USA and UH single season records. His total of 105 steals tied the league's single season mark, trailing only Drexler's single-season record.

Dyer was Houston's scoring leader and ranked second among the team leaders in steals in C-USA regular season games with 14.1 points and 2.1 steals per game. He averaged 12.1 points throughout the season and led the Cougars in rebounding with a 6.1 average and in blocked shots with 3.3.

Smith averaged 12.1 points and 5.4 assists per game. He also was named to the NABC All-Region team.

It was the first time the Cougars had three All-Conference players in one season since joining C-USA.

BUILDING the MOMENTUM

Despite battling preseason injuries, the Cougars managed to post its best finish in both the C-USA regular-season standings and C-USA Tournament in 2007.

The Cougars finished third in the regular-season standings after splitting overtime outcomes against UCF. Houston also beat Southern Miss and Rice to advance to the C-USA Tournament's championship for the first time.

Junior college transfer **Robert McKiver** replaced Smith in the starting lineup, and earned All C-USA First-Team honors after averaging 19.2 points and 3.4 assists per game.

Lafayette was an All C-USA Second-Team selection for the second straight season after averaging 14.3 points and leading the league in steals for the second year in a row with 2.4 per game.

McKiver and Lafayette also were named to the C-USA All-Tournament team.

Senior **Jahmar Thorpe** was the team's MVP after he chipped in with 10.9 points per game and led the team in rebounding and field-goal percentage despite playing most of the year with a broken wrist and a sprained wrist on the other hand.

Dion Dowell came to Houston after playing two seasons at Texas and averaged 11.1 points and nearly six rebounds in 27 games.

Late in the season, **Marcus Malone** developed into a defensive stopper when he held C-USA's scoring leader Morris Almond to just 11 points in the league's tournament after Almond had averaged more than 26 points per game.

Those five players helped lead Houston to its third straight winning season and best finish in C-USA.

A POSTSEASON FIRST

Throughout its history, the Cougars have enjoyed tremendous success in postseason tournaments, but the 2007-08 campaign brought a first to the program.

After finishing third in the C-USA standings with 22 regular-season wins, the Cougars accepted a berth to the inaugural College Basketball Invitational.

In that new postseason tournament, the Cougars knocked off Nevada on the road and returned to the friendly confines of Hofheinz Pavilion to dominate Valparaiso before falling to eventual champion Tulsa.

Guard **Robert McKiver** was named to the CBI All-Tournament Team and was a member of the All C-USA First Team for the second straight season after averaging more than 23 points per game. The New Haven, Conn., native also earned places on the NABC All-District 9 First Team and the USBWA All-District VII Team.

The senior guard also became only the fourth player in school history to record 50 points in a game, scoring a career-best 52 against C-USA rival Southern Miss on Feb. 27, 2008, in Hofheinz Pavilion. He ended his career with the fourth-most points in UH single-season history and still holds the Cougar career, single-season and single-game record in 3-pointers made.

Finishing with a 24-10 overall record, the Cougars posted the program's most wins since the 1991-92 campaign and won a pair of postseason tournament games for the first time since 1983-84.

A FIRST

In 2008-09, the Cougars advanced to a postseason tournament for the fourth time in the last five years and finished with a 21-12 record.

It marked the fifth straight season — all under Penders — that the Cougars recorded at least 18 wins, a first in school history. Prior to that, the Cougars had not reached that milestone in four straight seasons since 1989-93.

BACK to the BIG DANCE

The Cougars used a late run during the 2009-10 season to make their first return to the NCAA Tournament in nearly two decades.

Having been unable to win four straight games at any point during the regular season, the Cougars won four consecutive games in as many days to win the GMC Sierra Conference USA Championship title at the

BOK Center in Tulsa, Okla.

Houston used a 15-3 run down the stretch to upend No. 25 UTEP in the title game and claim their first C-USA Championship crown. Scoring a C-USA Championship game-record 28 points, senior guard **Kelvin Lewis** was named the Most Outstanding Player.

He was joined on the All-Tournament Team by senior guard **Aubrey Coleman**, who finished as the national scoring champion by season's end, a first in school history.

The Cougars met No. 4 seed Maryland in the NCAA Tournament West Region First Round. Despite a valiant effort, Houston saw its postseason run end with an 89-77 loss to the Terrapins.

THE JAMES DICKEY ERA

Shortly after the Cougars' postseason run ended at the 2010 NCAA Tournament, Penders and his staff resigned.

In early April, **James Dickey** became the eighth coach in the history of the program and quickly assembled his staff to prepare for the 2010-11 season.

Dickey, who was a 10-year head coach at Texas Tech from 1991 to 2001, hired former Houston head coach **Alvin Brooks** as associate head coach.

During his first season, Dickey led the Cougars to 12 wins, including an upset of No. 19 UCF in Hofheinz Pavilion.

In Dickey's second season in 2011-12, the Cougars improved to 15-15 with wins against Arkansas in Little Rock, Ark., and against eventual NCAA Tournament participant Southern Miss.

Guard Joseph Young and forward **TaShawn Thomas** were named to the C-USA All-Freshman Team.

In the offseason, Dickey and his staff compiled one of the program's greatest signing classes in school history, led by top-20 national recruit **Daniel House**.

During the 2012-13 campaign, the Cougars enjoyed their first 20-win season since 2008-09 and advanced to the College Basketball Invitational Quarterfinals before falling at George Mason.

Houston started its postseason run with a thrilling 73-72 First Round win against Texas inside Hofheinz Pavilion in front of a raucous, student-led crowd.

Forward **TaShawn Thomas** was named to the All-Conference USA First Team and C-USA All-Defensive Team, while **Joseph Young** was named to the league's Third Team. Both players also were named to various All-District Teams.

Making his collegiate debut, House lived up to that hype and was recognized as the C-USA Freshman of the Year, a first for the Cougars in any league.

In 2013-14, the Cougars knocked off eventual national champion UConn on New Year's Eve in the inaugural American Athletic Conference game for both programs. Houston went on to record three wins against nationally ranked teams, the program's highest total since 1983-84.

KELVIN SAMPSON BECOMES A COUGAR

Following the 2013-14 season, Dickey stepped down for family reasons. In early April 2014, **Kelvin Sampson** became the ninth head coach in Houston Men's Basketball history with his hiring.

A collegiate head coaching veteran, Sampson joined the Cougars after a 6-year stint as an assistant coach in the NBA. Prior to joining the Cougars, Sampson guided his teams to a 500-270 record with 13 NCAA Tournament appearances — including a trip to the 2002 NCAA Final Four — six conference championships and a pair of national Coach of the Year awards.

Sampson led the Cougars to a 13-19 overall record in his first season in 2014-15. Hampered by injuries throughout the year, the Cougars won four of their last five games, including a 66-60 upset of Tulane in the American Athletic Conference Championship First Round.

The Cougars also knocked off defending national champion UConn 70-68 on Feb. 1, 2015, inside Hofheinz Pavilion. It was the second straight season in which the Cougars defeated the Huskies in Houston.

In 2015-16, the Cougars were picked to finish seventh in the American Athletic Conference Coaches' Preseason Poll but competed as the No. 2 seed at The American Championships.

Sampson led Houston to 22 wins for only the 15th time in school history with a win over No. 12 SMU inside Hofheinz Pavilion. The Cougars earned a bid to the NIT for the first time since 2006.

In 2016-17, his Cougars finished among the American Athletic Conference top-three leaders and earned a bid to the NIT for the second straight season.

Sampson's team finished with a 21-11 overall record, including a 12-6 mark in league play, and captured the title at the Gulf Coast Showcase with a buzzer-beating 72-71 win over Vermont on Nov. 23, 2016. It was the Cougars' first regular-season tournament title since 1991.

Sampson led the Cougars to one of their finest seasons in 2017-18 with a 27-8 overall record and a 14-4 mark in the American Athletic Conference, good enough for second place in the league.

With a last-second win over San Diego State, the Cougars earned the program's first NCAA Tournament victory since 1984 and fell just a buzzer-beater shy against eventual national finalist Michigan of advancing to the NCAA Sweet 16.

With that performance, he became one of only 10 coaches in NCAA history to lead 3+ schools to NCAA Tournament wins.

For his impressive efforts, Sampson was recognized as both The American and the NABC Coach of the Year.

A RECORD-SETTING SEASON

Under Sampson's leadership, the Cougars celebrated a record-setting season in 2018-19.

Houston posted a 33-4 overall record to set a school single-season record for wins and captured the American Athletic Conference regular-season championship by two games for the program's first regular-season title since 1984.

The Cougars rose as high as No. 6 during the regular season and finished among the Top-12 leaders in both final national polls.

Houston opened the Fertitta Center with a 65-61 win over No. 18/21 Oregon on Dec. 21, 2018 and went on to win its next 14 games in the \$60-million facility. Combined with a 15-0 home record in 2017-18, the Cougars reeled off 33 straight home wins for the nation's longest active streak at one point.

With a 27-1 record late in the regular season, Fertitta Center was the host for ESPN's *College GameDay* presented by State Farm.

Thanks to nine sellouts, more than 104,000 fans poured into the Fertitta Center in 2018-19, marking only the fourth time in school history to reach that total.

Sampson was named The American's Coach of the Year for the second straight season, while senior guard **Corey Davis Jr.** earned a place on the league's First Team. For an impressive, four-year career on and off the court, senior guard Galen Robinson Jr. received The American Sportsmanship Award after finishing with 103 wins as a Cougar, the second-highest total in school history.

Junior guard **Armoni Brooks** earned a place on the Second Team, while sophomore guard **DeJon Jarreau** was named the league's Sixth Man of the Year. Guard **Nate Hinton** was named to the league's All-Freshmen Team.

SHORTENED due to COVID-19

In an unprecedented season, the Cougars continued their winning way in 2019-20.

Houston posted a 23-8 overall record for the program's fifth consecutive 20-win season, a first in school history.

With a 13-5 mark in American Athletic Conference play, the Cougars captured their second straight regular-season title, a first since 1983-84 in the Southwest Conference.

Redshirt freshman guard **Caleb Mills** and sophomore guard **Nate Hinton** were named to the league's Second Team. Mills joined fellow guard **Marcus Sasser** on the All-Freshman squad.

The Cougars were heading north on Interstate 45 to open play in the American Athletic Conference Championship on March 12, 2020, when the announcement came that the tournament was canceled due to the COVID-19 pandemic.

One day later, the NCAA Tournament was canceled, ending the hopes for the Cougars' third straight appearance.

MAKING HISTORY in 2020-21

Working through COVID-19 protocols and spending nearly a month on the road in the NCAA postseason bubble late in the season, the 2020-21 Cougars made history.

Posting a 28-4 overall record and capturing the American Athletic Conference Tournament championship, the Cougars reeled off four straight wins in the NCAA Tournament in Indianapolis to advance to the NCAA Final Four.

It was the program's sixth NCAA Final Four appearance in school history but the first since 1984.

Guard **Quentin Grimes** was named the American Athletic Conference Player of the Year and claimed honors as The American Championship Most Outstanding Player.

Guard **DeJon Jarreau** overcame injury in the NCAA Tournament to be named the Midwest Regional's Most Outstanding Player.

Grimes was a unanimous All-Conference selection, while Jarreau joined senior forward **Justin Gorham** and junior guard **Marcus Sasser** on the Second Team.

Jarreau was recognized as the league's Defensive Player of the Year, while Gorham was honored as its Most Improved Player.

With the end of the year, the Cougars finished among the Top-Six leaders in both final national polls, while Sampson received the John McLendon National Coach of the Year Award.

ELITE EIGHT in 2021-22

When guards **Marcus Sasser** and **Tramon Mark** were sidelined for the remainder of the 2021-22 season in late December, few gave the Cougars much of a chance. The many were wrong.

Despite the losses to its backcourt, Houston posted a 32-6 overall record, swept the American Athletic Conference regular-season and tournament titles (for only the fourth time in any league in school history) and advanced to the NCAA Elite Eight before bowing out to No. 6/5 Villanova.

Head Coach Kelvin Sampson was named the National Coach of the Year by CBS Sports and collected his third American Athletic Conference Coach of the Year honor.

Forward **Fabian White Jr.** ended his career as the winningest player in school history while playing in more games than any guard and was joined on the All-American Athletic Conference Teams by guard **Jamal Shead**, guard **Kyler Edwards** and forward **Josh Carlton**.



HOUSTON BASKETBALL A to Z

100-POINT GAMES

The Cougars have scored 100 or more points in 184 games, enjoying a 180-4 record when they reach triple digits. Houston's first 100-point game came on Dec. 6, 1954, in a 102-89 decision over Sam Houston State. UH last reached that milestone in a 111-44 win over Bryant inside the Fertitta Center on Feb. Dec. 3, 2021.

1,000 WINS

Houston enjoyed its 1,000th win in school history with a 66-53 victory over Memphis in Hofheinz Pavilion on Feb. 5, 2005. Memphis native **Brian Latham** led the Cougars with 22 points and five steals. **Ramon Dyer** added 19 points and led the Cougars with 11 rebounds and three blocked shots.

ALL-AMERICANS

The University of Houston has produced 25 All-American players since the Cougars began playing basketball in 1946. **Gary Phillips** was the first Cougar to earn All-American honors in 1961, while **Elvin Hayes** is Houston's only three-time All-American.

Otis Birdsong was named a consensus All-American in 1977, and **Hakeem Olajuwon** became the third Cougar to earn consensus All-American honors in 1984.

Guard **Quentin Grimes** became the latest Cougar to be honored with his selection to the 2021 Third Team by *Sporting News*, Associated Press, National Association of Basketball Coaches and the United States Basketball Writers Association.

ALL-CONFERENCE USA SELECTIONS

Houston produced 20 All-Conference USA honorees during its affiliation with the league.

Forward **TaShawn Thomas** was named to the All-Conference USA First Team in 2013, while guard **Joseph Young** earned a Third-Team selection.

Guard **Aubrey Coleman** was named to the All C-USA First Team in 2009-10 for the second straight season. He became the first player since **Robert McKiver** accomplished that feat in 2007-08.

Coleman and **Kelvin Lewis** were named to the All C-USA teams following the 2008-09 season.

Coleman was named to the league's First Team and also recognized as the C-USA Newcomer of the Year, while Lewis earned a place on the Third Team and was selected as a member of the All-Defensive Team.

It was the first C-USA postseason honor for either player. McKiver was named to the All C-USA First Team in 2007-08, the second straight year he was named to the league's postseason team. Forward **Dion Dowell** was named to the Third Team.

McKiver and **Oliver Lafayette** combined to earn All C-USA honors in 2006-07. McKiver became Houston's first player named All C-USA First-Team since 2002-03. Lafayette earned All C-USA Second-Team honors for the second straight season, becoming the fourth Cougar to gain All C-USA honors twice in his career.

In 2005-06, Houston recorded more than two players named All-Conference USA selections in the same season for the first time in school history. That year, Lafayette and **Ramon Dyer** were named All-C-USA Second-Team performers, while **Lanny Smith** was an All-C-USA Third Team player.

Houston has had 12 players named to the All C-USA teams since joining the league in 1996-97.

Andre Owens was named an All C-USA Second-Team selection in 2005, while **Louis Truscott** was an All C-USA First-Team performer in 2002-03 and a Second-Team honoree in 2001-02.

Gee Gervin was named to the First Team in 1998-99 and 1999-00, **Galen Robinson** was picked for the Third Team in 1996-97 and 1997-98, and **Kenny Younger** was a Third-Team selection in 1998-99.

Alton Ford was a C-USA All-Freshman selection in 2000-01, while **George Williams** was named to the 1999-00 C-USA All-Freshman team.

ALL-TOURNAMENT TEAM (C-USA)

The Cougars have had five players named to the Conference USA All-Tournament Team. With their amazing postseason run in 2009-10, guards **Aubrey Coleman** and **Kelvin Lewis** became the latest members.

Lewis was honored as the Championship's Most Outstanding Player, becoming the Cougars' first honoree in C-USA and only the fifth in program history.

Robert McKiver and **Oliver Lafayette** were named to the 2007 C-USA All-Tournament Team after leading the Cougars to the C-USA Tournament championship game for the first time.

McKiver averaged 20 points throughout the tournament, while Lafayette added 14.3 points, shot 50 percent from the field and led the team with 5.3 rebounds in the three games.

Marcus Oliver was selected to the 2002 C-USA All-Tournament team after averaging 18.7 points and shooting 60.0 percent (18-30) from beyond the three-point line in three games.

ALL-SOUTHWEST CONFERENCE

From 1976-1996, 26 Cougars earned 44 All-Southwest Conference honors. **Rob Williams**, **Clyde Drexler**, **Alvin Franklin**, **Rickie Winslow** and **Craig Upchurch** were three-time All-SWC selections. Williams is the only Cougar named to the All-SWC First Team three times during his career.

Otis Birdsong, **Michael Young**, and **Craig Upchurch** earned All-SWC First-Team honors twice. Drexler joined **Hakeem Olajuwon**, **Alvin Franklin**, **Greg Anderson**, **Carl Herrera**, **Bo Outlaw** and **Tim Moore** as Houston's other First-Team choices.

In 1991-92, Houston's starting lineup of Upchurch, Outlaw, **Derrick Daniels**, **David Diaz** and **Sam Mack** were All-SWC Second-Team members.

ALL-TIME RECORD

Houston enters the 2022-23 season with an all-time record of 1,370 wins and 873 losses in 77 seasons. The Cougars began playing basketball on Jan. 10, 1946, with a 62-35 win over North Texas.

AMERICAN ATHLETIC CONFERENCE

The Cougars began competition in the American Athletic Conference during the 2013-14 season. Houston faces league members East Carolina, Cincinnati, USF, UCF, Memphis, SMU, Temple, Tulane, Tulsa and Wichita State.

This is the seventh conference in which Houston has competed during its history.

ASSOCIATED PRESS POLL

For the fifth consecutive season, the Cougars finished among the Top 25 in both final national polls following the 2022-23 season.

Houston finished at No. 15 in the Associated Press poll and ranked No. 7 in the final Ferris Mowers Coaches' poll.

Houston has been ranked in 190 weekly polls overall, including 91 weeks among the AP Top 10 teams.

The Cougars were ranked No. 1 in 11 weekly polls during the 1967-68 and 1982-83 seasons when the Cougars ended each regular season atop both the AP and UPI polls.

BIG 12 CONFERENCE

In September 2021, the Cougars accepted an invitation to join the Big 12 Conference as soon as the fall of 2023.

Houston joined BYU, Cincinnati and UCF in becoming the newest Big 12 members.

FINAL TOP 25 RANKINGS

Year	AP	Coaches
1966	-	14
1967	7	6
1968	1	1
1970	12	11
1971	14	18
1973	13	18
1978	-	16
1983	1	1
1984	5	5
2018	21	22
2019	11	12
2020	22	23
2021	6	3
2022	15	7

This will be the eighth conference in which Houston Athletics has competed.

BIRDSONG, OTIS

A consensus All-American in 1977, **Otis Birdsong** became the first sophomore in school history to register 1,000 career points and finished his career as second on Houston's all-time scoring charts with 2,832 points. He also ranks seventh among Houston's all-time career assists and third among steals leaders.

As a senior, Birdsong averaged 30.3 points per game while leading Houston to a 29-8 record and the NIT championship game against St. Bonaventure. He scored 38 points against the Bonnies and was later named the Southwest Conference Player of the Decade for the 1970s.

Birdsong was the second player chosen in the 1977 NBA Draft and went on to play 12 seasons in the NBA. He appeared in four NBA All-Star Games and ended his career with over 14,000 points.

In July 2014, he was named to the Southwest Conference Hall of Fame.

CHANEY, DON

A former NBA player and coach, **Don Chaney** joined **Elvin Hayes** as the first two African-Americans to sign with Houston in 1964. During his Houston stint, he helped lead the Cougars to an 81-12 record and two NCAA Final Fours in their three seasons at the school.

Following his collegiate career at Houston, Chaney was the 12th overall player chosen in the first round of the 1968 NBA Draft by Boston. He played 11 seasons in the NBA with the Celtics and Los Angeles Lakers. He has the distinction of being the only Celtic to play with both Bill Russell and Larry Bird.

He also played with the St. Louis Spirits of the ABA in 1975-76. During his NBA career, he scored 6,216 points and registered 492 steals and 196 blocked shots while being named to the NBA's Second-Team All-Defensive Team five times in his career.

After he retired as a player in 1980, Chaney spent 22 seasons coaching in the NBA, nine as a head coach with the Houston Rockets, Los Angeles Clippers, Detroit Pistons and New York Knicks.

He was named the 1991 NBA Coach of the Year as the head coach of the Rockets and inducted into the Louisiana Sports Hall of Fame in 1991.

COLEMAN, AUBREY

In a program rich in history, guard **Aubrey Coleman** became the first national scoring champion in Houston history. The Houston native posted 896 points in 35 games to finish with 25.6 points per game.

He finished nearly three points ahead of his closest competitor, Adnan Hodzic of Lipscomb (22.7).

While the Houston program has enjoyed national statistical champions in field goal percentage and rebounding, Coleman became the first Cougar to lead the country in scoring.

COUGARS

Athletic teams at the University of Houston have been called the Cougars since 1927, the year the school was founded as a junior college.

One of the original faculty members, John R. Bender, came to the school after serving as the head football coach at Washington State. When he tutored a volunteer football squad, he named them the "Cougars."

When UH began sponsoring intercollegiate athletics in 1946, "Cougars" was adopted as the name for its athletics teams.

HISTORY



HOUSTON BASKETBALL A to Z

COLLEGE BASKETBALL INVITATIONAL

The Cougars made their third trip to the College Basketball Invitational in 2013. After a 73-72 win against Texas inside Hofheinz Pavilion in the First Round, the Cougars bowed out in overtime with an 88-84 loss at George Mason.

Houston made its second straight trip to the College Basketball Invitational in 2008-09, falling at eventual champion Oregon State.

It was the second straight season that the Cougars lost to the eventual CBI champion. In 2007-08, UH enjoyed back-to-back wins at Nevada and against Nevada in Hofheinz Pavilion to reach the semifinals before losing at Tulsa.

During that first CBI appearance, guard **Robert McKiver** was named to the All-Tournament Team after leading the Cougars with more than 28 points per game.

COLLEGE BASKETBALL'S TOP 37 PROGRAMS

Street & Smith's magazine ranked Houston as one of the top 37 College Basketball Programs of All-Time in 2004-05.

COLLEGE BASKETBALL HALL OF FAME

Houston is well represented in the NABC College Basketball Hall of Fame that opened in Kansas City in November 2007. Former **Head Coach Guy V. Lewis** was inducted after leading the Cougars to 592 wins and five NCAA Final Fours. Lewis also created Houston's historic match-up against UCLA in the Astrodome on Jan. 20, 1968, and coached college basketball's most famous fraternity, Phi Slama Jama, in 1982-83.

Former players **Elvin Hayes** (2013) and **Clyde Drexler** (2006) also are members after being inducted in the Naismith Basketball Hall of Fame in Springfield, Mass.

COLORS

The University of Houston adopted scarlet and white as the school's official colors in 1938. These were the colors on General Sam Houston's family shield.

Red is a metaphor for courage and inner strength to face the unknown.

CONFERENCE USA

Houston competed in Conference USA from 1996 to 2013. During that time, the Cougars collected 251 wins, including 110 in league play.

DICKEY, JAMES

James Dickey became the eighth head coach in Houston history with his hiring on April 1, 2010. Dickey previously worked as the head coach at Texas Tech from 1991-01.

DREAM TEAM

Clyde Drexler and **Hakeem Olajuwon** competed in the Olympics as members of Team USA's Dream Teams in 1992 and 1996, respectively.

Drexler was a member of the original "Dream Team" in 1992 that won the gold medal in Barcelona. Olajuwon was named to "Dream Team II" in 1996, when the USA won the gold medal in Atlanta.

DREXLER, CLYDE

Clyde Drexler was inducted into the Naismith Memorial Basketball Hall of Fame on Sept. 10, 2004. He is the only Cougar to amass more than 1,000 points, 900 rebounds, 300 assists and 250 steals.

He was named the Southwest Conference Newcomer of the Year after setting a school freshman record with 10.5 rebounds per game.

He led Houston to two NCAA Final Four appearances and earned All-America First-Team honors in 1983, after helping lead "Phi Slama Jama" to the national championship game

against NC State.

Drexler was the 14th overall player selected in the first round of the 1983 NBA Draft by the Portland Trail Blazers. A 10-time NBA All-Star player, Drexler was a member of the 1992 Olympic "Dream Team" and led the Trail Blazers to the 1990 and 1992 NBA Finals.

He spent more than 11 seasons in Portland, setting franchise records in 10 categories. Drexler was traded to Houston on Feb. 14, 1995, and helped lead the Rockets to the NBA championship that season. Two years later, he helped the Rockets reach the 1997 Western Conference Finals.

In 1996, the NBA named him one of its 50 Greatest Players of All-Time.

After leading the Rockets in scoring in 1997-98, Drexler announced his retirement to return to UH as head coach. He served in that position from 1998 to 2000.

DUNBAR, LOUIS

As a player and coach for the Harlem Globetrotters, **Louis "Sweet Lou" Dunbar** has entertained basketball fans for more than 26 seasons. Dunbar, who is 6-10, was one of the first big men to play point guard when he played at Houston in 1973-75 and competed at all five positions during his Cougar career.

In 1974-75, Dunbar averaged 23 points and seven rebounds to earn All-America Third-Team honors.

Following his senior year, Dunbar was drafted by the Philadelphia 76ers in the 1975 NBA Draft.

He served as the head coach of the Harlem Globetrotters from 2008-10 and is now the director of player personnel for that famous franchise.

FERTITTA CENTER

On Dec. 1, 2018, the Cougars opened the \$60-million Fertitta Center with a 61-61 win over No. 18/21 Oregon.

The state-of-the-art venue was made possible by a generous \$20-million donation from **University of Houston System Board of Regents Chairman Tillman Fertitta** and his family.

In 2018-19, more than 105,000 fans poured into the new facility on the way to nine sellouts, a first since 1998-99. It was only the fourth time in school history that the Cougars reached 100,000+ attendance in a season.

The building hosted ESPN's *College GameDay* presented by State Farm for the first time in program history.

As a team, the Cougars have posted a 60-4 record inside their home, including a perfect 15-0 mark in 2020-21.

FOSTER, PAT

Pat Foster was named Houston's third head coach in 1986-87, when he succeeded **Guy V. Lewis**. During his seven seasons at UH, Foster compiled a 142-73 record with six postseason tournament appearances.

Foster was named the 1992 Southwest Conference Coach of the Year after leading the Cougars to the 1992 SWC co-championship. He also directed the Cougars to the 1987, 1990 and 1992 NCAA Tournaments and the 1988, 1991 and 1993 NIT postseason tournaments.

GAME OF THE CENTURY

In a titanic contest between the two best teams and the two best players in the nation, the Cougars upset top-ranked UCLA 71-69 before a capacity crowd of 52,693 in the Astrodome on Jan. 20, 1968.

All-American **Elvin Hayes** scored 39 points and pulled down 15 rebounds in the first nationally televised college game.

GERVIN, GEE

Gee Gervin became the first Cougar to earn All-Conference USA First-Team honors in 1998-99, after becoming the first

player in C-USA history to lead the league in scoring and assists with 20.6 points and 4.1 assists per game. Gervin also was named an All-C-USA First-Team performer for the second straight year in 1999-00.

GRAY, ROB

Guard **Rob Gray** was one of the most colorful and exciting players for the Cougars during his three years at Houston.

In 91 career games, Gray scored 1,710 points and reached the 1,000-point milestone in only 55 games, the 12th-fastest pace in Houston history.

He was a two-time American Athletic Conference scoring champion – joining Houston legend Otis Birdsong as the only Cougars to accomplish that feat twice – and was a two-time All-American Athletic Conference First-Team performer.

As a senior in 2017-18, Gray grew his out longer, forcing him to put his long locks up in a "man-bun" as it came to be known by Cougar and college basketball fans that season.

However, Gray will forever be remembered for his performance against San Diego State in the First Round of the 2018 NCAA Tournament in Wichita, Kan. Driving the lane with time running out in a tie game, Gray banked in a layup to give the Cougars a 67-65 win over the Aztecs on March 15, 2018.

They were his 38th and 39th points of the game, setting a personal best at the most opportune time.

GULF COAST CONFERENCE

Houston was a member of the Gulf Coast Conference in 1949-50 when the Cougars won the league championship. Midwestern State, North Texas and Trinity were other members.

HALL OF HONOR

In November 2010, **Larry Micheaux** became the 17th representative from the basketball program to be inducted into the University of Houston Athletics Hall of Honor.

Other members include: **Guy Lewis** (1971), **Gary Phillips** (1972), **Elvin Hayes** (1974), **Don Boldebuck** (1976), **Don Chaney** (1981), **Alden Pasche** (1982), **Clyde Drexler**, **Hakeem Olajuwon**, **Ken Spain** and head coach **Guy Lewis** (1998), **Otis Birdsong** (2000), **Dwight Jones** (2002), **Michael Young** (2004), **Dwight Davis** and **Rob Williams** (2006) and **Louis Dunbar** and the 1967-68 team (2008).

HAYES, ELVIN

Voted one of the Top 25 NCAA's all-time players in a 2005 *CBS Sportsline.com* fan poll, **Elvin Hayes** put the University of Houston on the college basketball map on Jan. 20, 1968, when he led the Cougars to a 71-69 victory over No. 1 UCLA in the Houston Astrodome.

He is the greatest player ever to wear a Cougar uniform and continues to hold school records for most points and rebounds in a game, season and career. Hayes was a two-time, consensus All-America performer and led the Cougars to an 81-12 record and three NCAA Tournament berths during his three seasons as a player.

In July 2013, he was named an inductee to the College Basketball Hall of Fame.

HENDRIX, LLOYD

A four-year letterman from 1947-51, **Lloyd Hendrix** was the first Cougar to score 1,000 points in his career. Hendrix tallied 1,026 points and ranks 39th on Houston's current career scoring list.

INDEPENDENT

Houston was independent of any conference affiliation from 1960-76. During that span, the Cougars had a 308-112 record and played in nine NCAA Tournaments and one NIT. Houston also played in their first two NCAA Final Fours in 1967 and 1968.



HOUSTON BASKETBALL A to Z

JONES, DWIGHT

A member of the UH Athletics Hall of Honor and the 1972 U.S. Olympic Team, **Dwight Jones** played two seasons at Houston from 1971-73. He led the Cougars in rebounding both seasons with averages of 13.3 and 14.1 rebounds per game, respectively.

He also led Houston with 97 blocked shots in 1972-73 before being selected by the Atlanta Hawks in the first round of the 1973 NBA Draft. Davis played 10 seasons in the NBA with the Hawks, Houston Rockets, Chicago Bulls and Los Angeles Lakers.

LAFAYETTE, OLIVER

A two-time All-Conference USA Second-Team selection and a member of the 2007 C-USA All-Tournament Team, **Oliver Lafayette** set a single-season and career record for most steals per game.

A native of Baton Rouge, La., Lafayette also was named the *The Sporting News* National Player of the Week after leading Houston to back-to-back upset wins at No. 25 LSU, when he scored a career-high 32 points, and No. 13 Arizona, when he netted 28 points.

Lafayette scored a game-high 23 points and tied Houston's NIT record with eight steals in a 77-67 win over BYU in the First Round on March 15, 2006. It was Houston's first national postseason tournament win since 1984.

As a senior, he led the Cougars to their first C-USA Tournament championship game after averaging 14.3 points and 5.3 rebounds in three games.

LEWIS, GUY V.

A name synonymous with Cougar Basketball, **Guy V. Lewis** was an integral part of Houston's program as a player, assistant coach and head coach.

He was the team captain of Houston's first two Lone Star Conference championship teams. After serving three seasons as an assistant coach, Lewis was named the program's second head basketball coach in 1956.

During the next 30 seasons, Lewis recorded 592 wins and led the Cougars to five NCAA Final Four appearances, 14 NCAA Tournaments and four Southwest Conference Postseason Classic titles. He also guided Houston to the 1977 NIT Championship game and produced 11 first round selections in the NBA Draft and 29 NBA Draft selections overall.

For all his impressive achievements, he became the fourth and latest Cougar to be inducted into the Naismith Memorial Basketball Hall of Fame with his enshrinement in September 2013.

LONE STAR CONFERENCE

Houston first competed as a member of the Lone Star Conference from 1946 to 1949. Other members of the league were East Texas State, North Texas State, Sam Houston State, Southwest Texas State, and Stephen F. Austin. The Cougars won the LSC championship in their first two seasons of existence and ended the 1948-49 campaign in second place.

The Lone Star Conference celebrated its 75th anniversary in 2006-07, and former UH player and head coach **Guy V. Lewis** was named among the league's All-Time players. Former athletics director **Rudy Davalos** also was recognized for his career at Texas State.

MCCALLUM, RAY

Ray McCallum became Houston's sixth head coach on April 20, 2000. In 2001-02, his Cougar team finished with an 18-15 record, reached the C-USA Tournament semifinals and earned a berth to the NIT.

MCDONALD'S ALL-AMERICANS

Alton Ford and **Rickie Winslow** earned McDonald's High

School All-America honors before signing with Houston.

Winslow was a starting forward on Houston's 1983-84 NCAA Final Four team as a freshman. He also helped the Cougars reach the 1985 NIT and 1987 NCAA Tournament. He ended his career ranked among the school's Top-10 career leaders with with 1,548 points and 969 rebounds.

Ford was named to the Freshman All-America Fourth Team and to the Conference USA All-Freshman Team in 2000-01.

Forward **Jarace Walker** became the latest McDonald's All-American to join the Cougars out of high school, signing for the 2022-23 season.

MISSOURI VALLEY CONFERENCE

Houston competed as a member of the Missouri Valley Conference from 1950 to 1960. Other members of the conference at that time were Bradley, Detroit, Drake, Oklahoma State, Saint Louis, Tulsa and Wichita State between 1950-57.

Oklahoma State and Detroit left the league in 1957 and were replaced by Cincinnati and North Texas State. The Cougars won the MVC championship in 1956.

NAIB TOURNAMENT

Before earning its first NCAA Tournament bid in 1956, Houston played in the NAIB tournament in Kansas City, Mo., during each of its first two seasons in 1946 and 1947.

NAISMITH MEMORIAL BASKETBALL HALL OF FAME

In September 2013, legendary head coach **Guy V. Lewis** was enshrined in the Naismith Memorial Basketball Hall of Fame, nearly 30 years after his final game with the Cougars.

He became the fourth Cougar to earn the sport's greatest honor. Lewis was named a finalist for the award in 2003.

In September 2008, **Hakeem Olajuwon** became the third Cougar to be inducted into the Naismith Memorial Basketball Hall of Fame.

Clyde Drexler was inducted in 2004, while **Elvin Hayes**, was enshrined in 1990.

Former Cougar golfer and current CBS basketball announcer **Jim Nantz** received the Curt Gowdy Electronic Media Award in 2002.

NANTZ, JIM

Former University of Houston golfer **Jim Nantz** has served as the lead play-by-play announcer for CBS Sports' college basketball coverage since 1990. Before becoming the lead play-by-play announcer, Nantz served as host of CBS's coverage of the NCAA Tournament and Final Four.

NATIONAL COACH OF THE YEAR

Head coach **Guy V. Lewis** was named the Coach of the Year by the National Association of Basketball Coaches in 1968 and 1983.

Current Head Coach **Kelvin Sampson** was named the Associated Press National Coach of the Year in 1995 and the NABC National Coach of the Year in 2002 with both coming during his Oklahoma tenure.

Sampson was recognized as the Clarence "Big House" Gaines National Coach of the Year by the National Sports Media Association following the Cougars' record-setting 33-4 season in 2018-19.

With the Cougars' run to the 2021 NCAA Final Four, Sampson was honored as the John McLendon National Coach of the Year Award recipient.

Following Houston's run to the 2022 NCAA Elite Eight, Sampson was named the National Coach of the Year by CBS Sports.

NATIONAL PLAYER OF THE YEAR

The University of Houston has produced two National Players of the Year. **Elvin Hayes** earned the award in 1968 after leading the Cougars to a 31-2 record and second straight appearance in the NCAA Final Four.

Hakeem Olajuwon collected the hardware in 1984 after leading UH to its third straight NCAA Final Four berth.

NBA'S ALL-TIME TOP 50 PLAYERS

Houston joined North Carolina and LSU as the only schools to produce three players who were named to the NBA's All-Time Top 50 players in 1997. **Clyde Drexler**, **Elvin Hayes** and **Hakeem Olajuwon** were the three Cougars named to the team.

NBA'S 75TH ANNIVERSARY TEAM

Houston legends **Clyde Drexler**, **Elvin Hayes** and **Hakeem Olajuwon** were named to the NBA 75th Anniversary Team in October 2021.

NBA DRAFT

Forty-six Cougar players have been selected in the NBA Draft. Houston is one of only 14 NCAA schools to have two No. 1 picks in the NBA Draft. The San Diego Rockets selected **Elvin Hayes** in 1968, while the Houston Rockets picked **Hakeem Olajuwon** in 1984.

In addition, **Dwight Davis** and **Otis Birdsong** were the second overall players picked in the draft. The Cleveland Cavaliers selected Davis in 1972 and Birdsong was selected by the Kansas City Kings in 1977.

Those four players are among 12 Cougars chosen in the draft's First Round.

Guard **Quentin Grimes** became the Cougars' first First-Round selection since 1987 with his pick at No. 25 by the New York Knicks in the 2021 NBA Draft.

NBA CHAMPIONS

Three Cougar players have been a part of NBA championship teams. **Elvin Hayes** led the Washington Bullets to the 1978 NBA championship.

Hakeem Olajuwon led the Houston Rockets to back-to-back NBA titles in 1994 and 1995, while **Clyde Drexler** joined Olajuwon as a member of the Rockets' 1995 NBA championship squad.

NCAA TOURNAMENT

Houston has competed in 23 NCAA Tournaments, compiling a 36-28 record. The Cougars finished as the NCAA National Runner-up in 1983 and 1984, while finishing third in 1967.

The Cougars have advanced to six NCAA Final Fours with three consecutive berths in the NCAA Elite Eight or farther entering the 2022-23 season.

NCAA FINAL FOUR

The Cougars have competed in six NCAA Final Fours with back-to-back appearances in 1967 and 1968, three straight berths from 1982 to 1984 and the most recent berth in 2021.

NCAA ALL-TOURNAMENT TEAM

Hakeem Olajuwon was named the 1983 NCAA Final Four Most Outstanding Player and was named to the NCAA All-Tournament Team in 1984.

He was the last player to receive Most Outstanding Player accolades while playing for a team that did not win the national championship.

Elvin Hayes was an All-Tournament selection in 1968, while **Alvin Franklin** and **Michael Young** joined Olajuwon on the 1984 NCAA All-Tournament Team.



HOUSTON BASKETBALL A to Z

NIT

The Cougars played in the NIT for the 11th time in 2017. Houston's other NIT appearances came in 1962, 1977, 1985, 1988, 1991, 1993, 2002, 2005 and 2016.

The Cougars have compiled a 5-11 record in the NIT with the last win coming in 2006 against BYU during the First Round. In 1977, the Cougars rattled off three straight wins in the NIT to advance to the tournament's championship game.

The Cougars advanced to the Second Round in 1988. In addition, the Cougars played in the 1990 Preseason NIT and were 1-1 in games at Wichita State and at St. John's.

The Cougars ended their 2015-16 season with an 81-62 loss at Georgia Tech in the First Round. Houston dropped a 78-75 decision to Akron on March 15, 2017, in H&PE Arena on the Texas Southern campus.

OLAJUWON, HAKEEM

Named one of the NCAA's Top 25 all-time players in a 2005 *CBSSportsline.com* fan poll, **Hakeem Olajuwon** is one of eight centers in history to lead his team to three straight NCAA Final Fours.

A two-time All-America performer, Olajuwon was named a consensus All-American in 1983-84 after becoming just the third player in history to lead the NCAA in two different categories. He led the nation in field-goal percentage (.675) and rebounding (13.5 average).

He was named the Southwest Conference Player of the Decade for the 1980s.

OLYMPIC GAMES

In addition to **Clyde Drexler** and **Hakeem Olajuwon** playing on "Dream Teams" I and II, five other Cougars have played in the Olympic Games.

Ken Spain played for the United States in 1968, while **Dwight Jones** was a member of the USA team in 1972. At the 1992 Olympic Games in Barcelona, **Rolando Ferreira** played for Brazil, while **Carl Herrera** and **David Diaz** played on Venezuela's first Olympic team.

OWENS, ANDRE

Andre Owens was an All-Conference USA Second-Team performer and an All-District Second-Team member as a senior in 2004-05 after leading C-USA in scoring with 18.3 points per game.

He ended his career as the school's leader in single-season and career 3-pointers made. With 1,407 points, he ranks 14th among Houston's career scoring leaders.

During his professional career, Owens played with the NBA's Utah Jazz and Indiana Pacers.

OUTLAW, BO

Bo Outlaw was named the Southwest Conference Player of the Year in 1992-93 after leading the nation in field-goal percentage and the SWC in blocked shots for the second straight season.

Outlaw came to Houston as a junior college transfer in 1991-92 and was a two-time SWC Defensive Player of the Year.

He played with five teams during his NBA career, including the Orlando Magic during the 2007-08 season.

OVERTIME

The Cougars have posted a 50-46 overall record in overtime games during their all-time history. The Cougars are 42-37 in single overtime games, 7-4 in double overtime contests, 1-3 in triple overtime bouts and 0-2 in quadruple overtime battles.

Houston also has a 29-12 mark in overtime games played at home, a 15-30 mark in road overtime contests and a 6-4 record at neutral sites.

PASCHE, ALDEN

The late **Alden Pasche** was Houston's first head coach and compiled a 135-116 record in 11 seasons at UH. Pasche led the Cougars to championships in the Lone Star Conference (1946 and 1947), Gulf Coast Conference (1949) and Missouri Valley Conference (1956).

PENDERS, TOM

Tom Penders was named Houston's seventh head coach on March 23, 2004. In six seasons at Houston, Penders compiled a 121-77 career record as head coach.

He also finished with a 648-438 record in 36 seasons overall as a head coach.

He came to Houston after coaching at George Washington, Texas, Rhode Island, Fordham, Columbia and Tufts.

PHILLIPS, GARY

A three-time, All-Missouri Valley Conference selection, **Gary Phillips** was the first Cougar to attain All-America status after being named to the Second Team in 1959-60.

In 1960-61, he was named to the All-America First Team after helping leading the Cougars to their second NCAA Tournament appearance.

Phillips also became the first Cougar selected in the first round of the NBA Draft when he was chosen by the Boston Celtics in 1961.

PHI SLAMA JAMA

Born from the fast break and furious slam dunking style of play, Texas' tallest fraternity leaped to the top of college basketball charts in 1982-83. The name was coined by former *Houston Post* sportswriter Thomas Bonk.

Houston's *Phi Slama Jama* compiled a 31-3 record, put together the nation's longest winning streak of 26 games and finished the regular season as the nation's No. 1 team.

Phi Slama Jama won the Southwest Conference title with a 16-0 record, won the SWC Postseason Classic and defeated No. 2 Louisville in the NCAA Final Four before falling 54-52 to NC State in the NCAA Championship game.

RETIRED JERSEYS

Former All-American **Michael Young**'s No. 42 jersey was retired in halftime ceremonies against Kentucky on Dec. 18, 2007. He became the fifth Cougar player to have his jersey retired.

Elvin Hayes became the first UH athlete in any sport to have his jersey retired in 1993, when his 44 jersey was retired.

Otis Birdsong's No. 10 jersey was retired on Jan. 18, 1997. UH honored **Clyde Drexler** and **Hakeem Olajuwon** on Feb. 12, 1997, when their No. 22 (Drexler) and No. 34 (Olajuwon) jerseys were retired.

SAMPSON, KELVIN

Kelvin Sampson became the ninth head coach in Houston Men's Basketball history with his hiring in April 2014. He joined the Cougars after previous head coaching stints at Indiana, Oklahoma, Washington State and Montana Tech.

With his 100th win as a Cougar at SMU on Jan. 16, Sampson reached that milestone faster than any Houston coach in program history (149 games).

Sampson became the program's second winningest coach with the Cougars' win over South Carolina inside the Fertitta Center on Dec. 5, 2021.

He is the only coach in program history to lead the Cougars to seven consecutive 20-win seasons and be named a conference Coach of the Year three times at Houston.

SOUTHWEST CONFERENCE

Houston competed as a member of the Southwest Conference from 1976-96 before joining Conference USA. Other

members of the league included Arkansas, Baylor, Rice SMU, Texas, Texas A&M, TCU and Texas Tech.

The Cougars won three SWC championships and five SWC Tournament titles. UH also played in nine NCAA Tournaments and five NITs as a SWC member.

SWC PLAYERS OF THE DECADE

Only Cougars were selected as Southwest Conference Players of the Decade. A 1977 Consensus All-American, **Otis Birdsong** was the SWC Player of the Decade for the 1970s. He was the only SWC player to average 30 points in a season, ending the 1976-77 season with a 30.3 average.

A 1984 Consensus All-American, **Hakeem Olajuwon** was named the SWC Player of the Decade for the 1980s after leading the Cougars to three consecutive Final Four berths. He also became the third player in NCAA history to lead the nation in two statistical categories with a .675 field-goal percentage and 13.5 rebounds per game.

SWC PLAYERS OF THE YEAR

Six Cougars were named the Southwest Conference Player of the Year from 1977 to 1993. **Otis Birdsong** was selected the SWC Player of the Year in 1977, while **Rob Williams** earned the honor in 1981.

Teammates **Clyde Drexler** and **Michael Young** shared the award in 1983. **Hakeem Olajuwon** was named the 1984 SWC Player of the Year. In addition, **Bo Outlaw** earned SWC Player of the Year honors in 1993.

SWC COACHES OF THE YEAR

Two Cougar coaches earned three Southwest Conference Coach of the Year honors during their careers.

Guy V. Lewis was named the SWC Coach of the Year in 1983 and 1984 after leading Houston to back-to-back SWC championships with a combined 31-1 league record.

Pat Foster attained SWC Coach of the Year honors in 1992 after leading Houston to a second-place finish in the SWC standings.

TELEVISION

The University of Houston played in the first nationally televised regular season game, when the Cougars met UCLA on Jan. 20, 1968, inside Houston's Astrodome. during the *Game of the Century*.

TRUSCOTT, LOUIS

Louis Truscott was named an All-Conference USA First-Team selection in 2002-03 after finishing among the nation's top six rebounding leaders with an 11.3 average. Truscott also led C-USA in double-doubles with 16.

He was an All C-USA Third-Team choice in 2001-02 after recording 13 double-double performances.

UPI POLL

The Cougars finished in final rankings of the UPI coaches poll nine times. The Cougars ended their 1968 and 1983 seasons as the No. 1 team in the poll and were in the Top 10 on two other occasions.

YOUNG, MICHAEL

Michael Young was elected into the Athletics Hall of Honor in 2004. Young is one of three Cougars to score 2,000 points in their collegiate careers, ending with 2,043 points between 1980-84.

The Cougars posted a 109-25 overall record during his collegiate career with Young as the scoring leader for two of Houston's most successful teams. He led "Phi Slama Jama" with a 17.3 scoring average in 1982-83 and the 1983-84 NCAA Finalist with 19.8 points per game.

**COUGARS in the NBA****GREG ANDERSON**

1988-89 NBA All-Rookie First Team

1987-89 • San Antonio Spurs
 1989-91 • Milwaukee Bucks
 1990-91 • New Jersey Nets
 1990-92 • Denver Nuggets
 1993-94 • Detroit Pistons
 1994-95 • Atlanta Hawks
 1995-97 • San Antonio Spurs
 1997-98 • Atlanta Hawks

OTIS BIRDSONG

Four-time NBA All-Star

1977-81 • Kansas City Kings
 1981-88 • New Jersey Nets
 1988-89 • Boston Celtics

ARMONI BROOKS

2020-22 • Houston Rockets
 2022 • Toronto Raptors

DON CHANEY

• 1969, 1974 NBA Champions
 • 1991 NBA Coach of the Year

1984-87 • Los Angeles Clippers • Head Coach
 1988-92 • Houston Rockets • Head Coach
 1993-95 • Detroit Pistons • Head Coach
 2001-04 • New York Knicks • Head Coach

1968-75 • Boston Celtics
 1975-76 • St. Louis Spirits (ABA)
 1976-78 • Los Angeles Lakers
 1978-80 • Boston Celtics

MARCUS COUSIN

2011 • Utah Jazz

DWIGHT DAVIS

1972-73 NBA All-Rookie First Team

1972-75 • Cleveland Cavaliers
 1975-77 • Golden State Warriors

DAMYEAN DOTSON

2017-20 • New York Knicks
 2020-21 • Cleveland Cavaliers

CLYDE DREXLER

• 2004 Naismith Memorial Basketball Hall of Fame Inductee
 • NBA's 75th Anniversary Team
 • NBA's All-Time Top 50 Greatest Players
 • 10-Time NBA All-Star
 • 1991-92 All-NBA First Team
 • 1996 NBA Champions

1983-95 • Portland Trail Blazers
 1995-98 • Houston Rockets

ROLANDO FERREIRA

1988-89 • Portland Trail Blazers

ALTON FORD

2001-03 • Phoenix Suns
 2003-04 • Houston Rockets

ANTHONY GOLDWIRE

1995-97 • Charlotte Hornets
 1996-98, 2000-01 • Denver Nuggets
 2002-03 • San Antonio Spurs / Washington Bullets
 2003-04 • New Jersey Nets / Minnesota Timberwolves
 2004-05 • Milwaukee Bucks / Detroit Pistons
 2005-06 • Los Angeles Clippers

QUENTIN GRIMES

2021 – present • New York Knicks

ELVIN HAYES

• 1990 Naismith Memorial Basketball Hall of Fame Inductee
 • 1978 NBA Champions
 • NBA's 75th Anniversary Team
 • NBA's All-Time Top 50 Greatest Players
 • 12-Time NBA All-Star
 • Three-time All-NBA First Team
 • 1968-69 NBA All-Rookie First Team
 • 1968 NBA Draft No. 1 Overall Pick

1968-71 • San Diego Rockets
 1971-72 • Houston Rockets
 1972-81 • Washington Bullets
 1981-84 • Houston Rockets

CARL HERRERA

• 1994-95 NBA Champions
 1991-95 • Houston Rockets
 1995-98 • San Antonio Spurs
 1998-99 • Vancouver Grizzlies / Denver Nuggets

NATE HINTON

2020-21 • Dallas Mavericks
 2021-22 • Indiana Pacers

DeJON JARREAU

2021-22 • Indiana Pacers

DAMON JONES

1999 • New Jersey Nets / Boston Celtics
 1999-00 • Golden State Warriors / Dallas Mavericks

2000-01 • Vancouver Grizzlies
 2001-02 • Detroit Pistons
 2002-03 • Sacramento Kings
 2003-04 • Milwaukee Bucks
 2004-05 • Miami Heat
 2005-08 • Cleveland Cavaliers
 2008-09 • Milwaukee Bucks

DWIGHT JONES

1973-76 • Atlanta Hawks
 1976-79 • Houston Rockets
 1979-83 • Chicago Bulls
 1982-83 • Los Angeles Lakers

OLIVER LAFAYETTE

2009-10 • Boston Celtics

TED LUCKENBILL

1961-62 • Philadelphia Warriors
 1962-63 • San Francisco Warriors

SAM MACK

1992-93 • San Antonio Spurs
 1995-97 • Houston Rockets
 1997-98 • Vancouver Grizzlies
 1998-99 • Houston Rockets
 1999-00 • Golden State Warriors
 2001-02 • Miami Heat

LARRY MICHEAUX

1983-84 • Kansas City Kings
 1984-85 • Milwaukee Bucks / Houston Rockets



COUGARS in the NBA

HAKEEM OLAJUWON

- 2008 Naismith Memorial Basketball Hall of Fame Inductee
- 1994-95 NBA Champions
- NBA's 75th Anniversary Team
- NBA's All-Time Top 50 Greatest Players
- 1993-94 NBA Most Valuable Player
- Two-time NBA Finals Most Valuable Player
- Two-time NBA Defensive Player of the Year
- 12-Time NBA All-Star
- Six-Time All-NBA First Team
- Five-Time NBA All-Defensive Team
- 1984-85 NBA All-Rookie First Team
- 1984 NBA Draft No. 1 Overall Pick

1984-01 • Houston Rockets
2001-02 • Toronto Raptors

BO OUTLAW

- 1993-97 • Los Angeles Clippers
- 1997-01 • Orlando Magic
- 2001-03 • Phoenix Suns
- 2003-04 • Memphis Grizzlies
- 2004-05 • Phoenix Suns
- 2005-08 • Orlando Magic

ANDRE OWENS

2005-06 • Utah Jazz
2007-08 • Indiana Pacers

GARY PHILLIPS

- 1962 NBA Champions
- 1961-62 • Boston Celtics
- 1962-66 • San Francisco Warriors

GEORGE REYNOLDS

1969-70 • Detroit Pistons

JONATHON SIMMONS

- 2015-17 • San Antonio Spurs
- 2017-19 • Orlando Magic
- 2019 • Philadelphia 76ers

ROB WILLIAMS

1982-84 • Denver Nuggets

RICKIE WINSLOW

1987-88 • Milwaukee Bucks

MICHAEL YOUNG

- 1984-85 • Phoenix Suns
- 1985-86 • Philadelphia 76ers
- 1993-94 • Los Angeles Clippers

NBA DRAFT HISTORY

With the selection of **Elvin Hayes** by the San Diego Rockets in 1968 and **Hakeem Olajuwon** by the Houston Rockets in 1984, the Cougars are one of only 18 college teams to produce two No. 1 overall picks in the NBA Draft.

UH joins Cincinnati (2000, 1960); Duke (2022, 2019, 2011, 1999); Duquesne (1956, 1955); Georgetown (1996, 1985); Indiana (1977, 1961); Kansas (2014, 1988); Kansas State (1959, 1949); Kentucky (2015, 2012, 2010); LSU (2016, 1992); Maryland (1995, 1976); Michigan (1993, 1966); North Carolina (1986, 1982); Purdue (1994, 1980); UCLA (1974, 1969); UNLV (2013, 1991); Utah (2005, 1962) and West Virginia (1957, 1952).

Year	Player	Round	Pick	Team
2021	Quentin Grimes	First	25	New York Knicks
2017	Damyean Dotson	Second	44	New York Knicks
2001	Alton Ford	Second	50	Phoenix Suns
1994	Anthony Goldwire	Second	52	Phoenix Suns
1991	Alvaro Teheran	Second	44	Philadelphia 76ers
1990	Carl Herrera	Second	30	Miami Heat
1988	Rolando Ferreira	Second	26	Portland Trail Blazers
1987	Greg Anderson	First	23	San Antonio Spurs
	Rickie Winslow	Second	28	Chicago Bulls
1986	Alvin Franklin	Fourth	80	Sacramento Kings
1985	Reid Gettys	Fifth	103	Chicago Bulls
1984	Hakeem Olajuwon	First	1	Houston Rockets
	Michael Young	First	24	Boston Celtics
	Carl Lewis	10th	208	Chicago Bulls
1983	Clyde Drexler	First	14	Portland Trail Blazers
	Larry Micheaux	Second	29	Chicago Bulls
1982	Rob Williams	First	19	Denver Nuggets
	Lynden Rose	Sixth	136	Los Angeles Lakers
1980	Kenneth Williams	Ninth	189	Dallas Mavericks
1978	Cecile Rose	Fifth	89	New Jersey Nets
	Charles Thompson	Sixth	128	Phoenix Suns
1977	Otis Birdsong	First	2	Kansas City Kings
1976	David Marrs	Fifth	78	Houston Rockets
1975	Louis Dunbar	Fourth	59	Philadelphia 76ers
	Maurice Presley	Fifth	78	Portland Trail Blazers
1973	Dwight Jones	First	9	Atlanta Hawks
	Steve Newsome	Third	47	Chicago Bulls
1972	Dwight Davis	First	3	Cleveland Cavaliers
1971	Poo Welch	Fourth	56	Atlanta Hawks
1970	Melvin Bell	11th	183	Baltimore Bullets
	Ollie Taylor	12th	189	Cleveland Cavaliers
1969	Ken Spain	Second	20	Chicago Bulls
	George Reynolds	Ninth	117	Detroit Pistons
1968	Elvin Hayes	First	1	San Diego Rockets
	Don Chaney	First	12	Boston Celtics
1967	Don Kruse	10th	105	Los Angeles Lakers
1965	Jack Morgenthal	14th	98	Philadelphia 76ers
1963	Lyle Harger	Third	25	Los Angeles Lakers
1961	Gary Phillips	First	9	Boston Celtics
	Ted Luckenbill	Second	15	Philadelphia Warriors
1956	Don Boldebuck	Fifth	---	Boston Celtics
	Arthur Helms	Sixth	---	St. Louis Hawks
	Jack Margenthaler	Supplemental	---	Philadelphia Warriors
1955	Don Boldebuck	Sixth	---	Minneapolis Lakers
1954	Gary Shivers	10th	81	Baltimore Bullets
1952	Royce Ray	NA	---	Rochester Royals
1947	Charles Raynor	NA	---	Baltimore Bullets

2020-21 NCAA FINAL FOUR TEAM


NCAA FINAL FOUR • No. 3 (Ferris Mowers Coaches) • No. 6 (AP)
NCAA MIDWEST REGIONAL CHAMPIONS | AMERICAN ATHLETIC CONFERENCE TOURNAMENT CHAMPIONS
Captain: DeJon Jarreau, Justin Gorham

Front Row (L-R): Assistant Coach Alvin Brooks, Director of On-Campus Relations Bilal Batley, Assistant Coach Kellen Sampson, Cameron Tyson, Jamal Shead, Ryan Elvin, Marcus Sasser, Quentin Grimes, Tramon Mark, Fabian White Jr., DeJon Jarreau, Internal Operations Matthew McDonald, Justin Gorham, Student Manager Geoff Beckham, Caleb Broodo, Director of External Operations Lauren Sampson, Head Coach Kelvin Sampson and Video Coordinator K.C. Beard. **Back Row:** Associate Director of Operations Raul Ganzalez, Assistant AD for Sports Medicine John Houston, Student Manager, Kellen Hutchinson, Assistant Coach Quannas White, J'Wan Roberts, Reggie Chaney, Brison Gresham, Kiyron Powell, Associate Director of Player Development Mikhail McLean, Director of Player Development Hollis Price, Director of Operations Meshu Negga and Director of Sports Performance Alan Bishop.

2020-21 SCHEDULE (28-4 • 14-3 American)

UH Rk	Date	Result	Opponent
#17/18	Nov. 25	W 89-45	Lamar
Southwest Showcase			
#17/18	Nov 27	W 68-58	Boise State
Southwest Showcase (Dickies Arena; Fort Worth, Texas)			
#17/18	Nov. 29	W 64-53	vs. #14/13 Texas Tech
#10/18	Dec. 5	W 77-67	South Carolina
#7/8	Dec. 9	Canceled	Sam Houston State
#7/8	Dec. 12	Canceled	Rice
#6/8	Dec. 15	Canceled	*UCF
#6/8	Dec. 19	Canceled	at rv/rv Alabama
#6/8	Dec. 20	W 88-55	Alcorn State
#6/7	Dec. 22	W 76-50	*Temple
#6/7	Dec. 26	W 63-54	*at rv/rv UCF
#5/5	Dec. 29	L 64-65	*at Tulsa
#5/5	Jan. 3	W 74-60	*at rv/rv SMU
#11/11	Jan. 6	W 70-63	*Wichita State
#11/11	Jan. 9	W 71-50	*Tulane
#11/11	Jan. 14	Cancel	*at USF
#11/11	Jan. 17	W 75-58	*UCF
#8/8	Jan. 20	W 86-59	*nr/rv Tulsa
#8/8	Jan. 23	W 86-51	*at Temple
#6/6	Jan. 28	W 83-60	*at Tulane
#6/6	Jan. 31	W 70-48	*SMU
#5/5	Feb. 3	L 73-82	*at ECU
#5/5	Feb. 6	W 112-46	Our Lady of the Lake
#8/7	Feb. 10	W 82-65	*at USF
#8/7	Feb. 14	Canceled	*Memphis
#6/5	Feb. 17	Canceled	*East Carolina
#6/5	Feb. 18	L 63-68	*at Wichita State
#6/5	Feb. 21	W 90-52	*Cincinnati
#12/10	Feb. 25	W 81-57	*rv/- WKU
#12/10	Feb 28	W 98-52	*USF
#9/7	March 7	W 67-64	*Memphis
American Athletic Conference Championship (Dickies Arena; Fort Worth, Texas)			
#7/7	March 12	W 77-52	vs. (10) Tulane
#7/7	March 13	W 76-74	vs. (3) Memphis
#7/7	March 14	W 91-54	vs. (5) Cincinnati
NCAA Tournament First Round (Skojdt Assembly Hall, Bloomington, Ind.)			
#6/6	March 19	W 87-56	vs. (15) Cleveland State
NCAA Tournament Second Round (Lucas Oil Stadium - Unity Court, Indianapolis)			
#6/6	March 21	W 63-60	vs. (10) Rutgers
NCAA Tournament Regionals Sweet 16 (Hinkle Fieldhouse, Indianapolis)			
#6/6	March 27	W 62-46	vs. (11) Syracuse
NCAA Tournament Regionals Elite Eight (Lucas Oil Stadium - Equality Court, Indianapolis)			
#6/6	March 29	W 67-61	vs. (12) Oregon State
NCAA Tournament Final Four (Lucas Oil Stadium - Equality Court, Indianapolis)			
#6/6	April 3	L 59-78	vs. (1) #3 Baylor

NOTES

- For the first time in nearly four decades, the Cougars advanced to the NCAA Final Four following victories over Cleveland State, Rutgers Syracuse and Oregon State.
- Fighting through COVID-protocols that forced the cancellation of seven games, the Cougars posted a 28-4 overall record and captured their first conference tournament championship since 2010.
- **Head Coach Kelvin Sampson** received the John McLendon National Coach of the Year Award, presented annually to the nation's top head coach.
- With the Cougars' 67-61 win over Oregon State in the Elite Eight, Sampson did more than celebrate his second appearance in the NCAA Final Four. He also competed in the 1,000th game of his award-winning career.
- Junior guard **Quentin Grimes** was named to multiple All-America Third Teams, becoming the first Cougar to be named to one of the nation's first three teams since 1984. Grimes also was named the American Athletic Conference Player of the Year and the league tournament's Most Outstanding Player.
- Senior guard **DeJon Jarreau**, senior forward **Justin Gorham** and sophomore guard **Marcus Sasser** were each named to the league's Second Team. Jarreau was recognized as The American Defensive Player of the Year, while Gorham was honored as its Most Improved Player.
- With 15 points, 10 rebounds and a career-high 10 assists against Tulane in the American Athletic Conference Championship Quarterfinals, Jarreau became only the seventh Cougar in school history to record a triple-double and the first since Bo Outlaw against Texas A&M on Feb. 17, 1993.
- Senior forward **Brison Gresham** ended his career as the winningest player in Fertitta Center, assembling a 44-3 record in the Cougars' home arena.
- Sophomore guard **Cameron Tyson** set a school record with 10 3-pointers in the Cougars' 112-46 win over Our Lady of the Lake inside the Fertitta Center on Feb. 6, 2021.

2020-21 HOUSTON COUGARS (28-4 • 14-3 American)

No.	Player	Pos.	Ht.	Wt.	Cl.-Exp.	Hometown
1	Jamal Shead	G	6-1	190	Fr.-HS	Manor, Texas
3	DeJon Jarreau	G	6-5	185	r-Sr.-2L	New Orleans, La.
4	Justin Gorham	F	6-7	225	r-Sr.-1L	Columbia, Md.
5	Cameron Tyson	G	6-2	190	r-So.-RS	Bothell, Wash.
12	Tramon Mark	G	6-5	180	Fr.-HS	Dickinson, Texas
13	J'Wan Roberts	F	6-7	220	r-Fr.-RS	St. Thomas, U.S. Virgin Islands
20	Ryan Elvin	G	6-0	155	Fr.-HS	Round Rock, Texas
24	Quentin Grimes	C	6-5	205	Jr.-1L	The Woodlands, Texas
30	Caleb Broodo	C	6-8	240	r-Jr.-SQ	Midland, Mich.
32	Reggie Chaney	F	6-8	225	Jr.-TR	Tulsa, Okla.
35	Fabian White Jr.	F	6-8	225	Sr.-3L	Atascocita, Texas
52	Kiyron Powell	C	6-8	205	Fr.-HS	Evansville, Ind.
55	Brison Gresham	F/C	6-8	230	r-Sr.-2L	New Orleans, La.

Head Coach: Kelvin Sampson
Assistant Coaches: Alvin Brooks, Kellen Sampson, Quannas White
Director of Operations: Meshu Negga
Director of External Operations: Lauren Sampson
Director of Player Development: Hollis Price
Video Coordinator: K.C. Beard
Assistant AD for Sports Medicine: John Houston
Director of Sports Performance: Alan Bishop
Assistant Director for Player Development: Mikhail McLean
Director of On-Campus Relations: Bilal Batley
Associate Director of Operations: Raul Ganzalez Internal Operations: Matthew McDonald, Kellen Hutchinson, Ryner Martin
Student Managers: Geoff Beckham, Owen Gray, Laith Ahkras, Mo Ba, Nick Jordan, Ben Drewell

1983-84 NCAA FINAL FOUR TEAM



**NCAA NATIONAL FINALIST | NCAA FINAL FOUR • No. 5 (UPI) • No. 5 (AP)
NCAA MIDWEST REGIONAL CHAMPIONS | SWC CHAMPIONS | SWC TOURNAMENT CHAMPIONS**

Captains: Hakeem Olajuwon and Michael Young

Front Row (L-R): Derek Giles, Marvin Alexander, Gary Orsak and Alvin Franklin. **Middle Row:** Jamie Weaver, Eric Dickens, Benny Anders, Rickie Winslow and Stacey Belcher.
Back Row: Greg Anderson, Michael Young, Hakeem Olajuwon and Reid Gettys.

NOTES

- For the third straight season, the Cougars advanced to the NCAA Final Four and for the second straight season UH competed in the NCAA national championship game.
- The Cougars entered the AP preseason poll at No. 3 and never fell out of the top eight... It marked the second straight season that the Cougars ranked among the nation's Top 25 all year.
- The Cougars remain one of only 10 teams to compete in three straight NCAA Final Fours... That list includes UCLA (10, 1967-76; 3, 2006-08); Cincinnati (5, 1959-63); Duke (5, 1988-92); Michigan State (3, 1999-01); Kentucky (3, 1996-98); North Carolina (3, 1967-69); San Francisco (3, 1955-57) and Ohio State (3, 1960-62, 1944-46).
- For the second straight season, the Cougars swept the Southwest Conference regular-season and Tournament championships... The Cougars won the regular-season title with a 15-1 record and swept Rice and No. 8 Arkansas to win the tournament crown.
- With a 32-5 record, the Cougars set a single-season record for wins that remains standing.
- The Cougars' 73-68 loss at No. 12 Arkansas during the regular-season finale was the team's only SWC loss... It also snapped UH's 39-game winning streak in conference games, a record that stands today.
- The Cougars used a 49-47 win in overtime against Virginia to move into the NCAA national championship game against Georgetown... It was the first and only overtime game for the Cougars in their NCAA Tournament history.
- Center **Hakeem Olajuwon** was named to the NCAA All-Final Four Team for the second straight season, making him the only player in school history to achieve that feat... He joined teammates **Michael Young** and **Alvin Franklin** on that team.
- Olajuwon became only the third player in NCAA history to lead the nation in two statistical categories in one season, posting a 67.5 field-goal percentage and 13.5 rebounds per game.
- Young ended his career as the Cougars all-time leader with 16 games played during the NCAA Tournament... Young is the only player in school history to start on four NCAA Tournament teams.
- Following the season, Olajuwon and Young were taken in the first round of the NBA Draft... Olajuwon joined Elvin Hayes as the program's only No. 1 overall picks when he was taken by the Houston Rockets... Young was picked at No. 24 by the Boston Celtics... Former track and field star **Carl Lewis**, who never competed for the Cougar Basketball team, also was selected in the 10th round by the Chicago Bulls.

1983-84 HOUSTON COUGARS (32-5 • 15-1 SWC)

R-W	Player	Pos.	Ht.	Wt.	Cl.-Exp.	Hometown
10-11	Derek Giles	G	6-3	175	Sr.-1L	Queens, N.Y.
12-13	Renaldo Thomas	G	6-2	190	So.-1L	Gary, Ind.
14-15	Eric Dickens	G	6-1	170	Jr.-2L	Houston, Texas
20-21	Alvin Franklin	G	6-2	185	So.-1L	Houston, Texas
22-23	Marvin Alexander	G	6-4	190	Jr.-JC	Monroe, La.
24-25	James Weaver	G	6-4	190	Fr.-HS	Nederland, Texas
30-31	Gary Orsak	F	6-7	220	Jr.-2L	Alvin, Texas
32-33	Benny Anders	F/G	6-5	188	Jr.-2L	Bernice, La.
34-35	Hakeem Olajuwon	C	7-0	250	Jr.-2L	Lagos, Nigeria
40-41	Rickie Winslow	F	6-8	223	Fr.-HS	Houston, Texas
42-43	Michael Young	F	6-7	220	Sr.-3L	Houston, Texas
44-45	Reid Gettys	F/G	6-7	200	Jr.-2L	Houston, Texas
50-51	Stacey Belcher	F	6-6	210	Fr.-HS	Houston, Texas
52-53	Braxton Clark	F	6-8	230	Jr.-JC	San Francisco, Calif.
54-55	Greg Anderson	C	6-10	220	Fr.-HS	Houston, Texas

Head Coach: Guy V. Lewis **Assistant Coach:** Terry Kirkpatrick **Assistant Coach:** Donnie Schverak
Assistant Coach: Jay Bowerman

1983-84 SCHEDULE (32-5 • 15-1 SWC)

UH Rk	Date	Result	Opponent
<i>Hall of Fame Classic (Springfield, Mass.)</i>			
#3/4	Nov. 19	L 64-76	vs. NC State (1)
#3/4	Nov. 26	W 91-76	#17/19 Kansas
#8/	Nov. 30	W 68-62	at Mississippi State
#8/	Dec. 3	W 69-51	Biscayne
#6/6	Dec. 6	W 100-91	at #9/9 LSU
#6/6	Dec. 10	W 71-55	St. Mary's (Texas)
<i>Kettle Classic (Houston)</i>			
#3/3	Dec. 16	W 92-71	Stetson
#3/3	Dec. 17	W 65-40	Princeton
#3/3	Dec. 19	W 129-65	Texas Lutheran
#3/3	Dec. 21	W 89-79	at UC Santa Barbara
<i>Chaminade Classic (Honolulu)</i>			
#3/3	Dec. 25	W 76-73	vs. #10/8 Louisville
#3/3	Dec. 26	L 61-68	vs. Fresno State
#7/5	Jan. 5	W 60-59	* at SMU
#7/5	Jan. 7	W 81-67	* TCU
#7/5	Jan. 10	W 69-58	* Texas
#7/5	Jan. 12	W 88-66	* at Texas Tech
#7/5	Jan. 14	W 70-64	* at Texas A&M
#4/5	Jan. 20	W 72-42	* Rice
#4/5	Jan. 22	L 67-74	at #3/3 Kentucky
#7/6	Jan. 28	W 84-58	* at Baylor
#6/5	Feb. 2	W 87-65	* Texas A&M
#6/5	Feb. 4	W 76-57	* SMU
#6/5	Feb. 9	W 76-60	* at TCU
#5/4	Feb. 11	W 74-63	* at Texas
#4/4	Feb. 16	W 78-53	* Texas Tech
#4/4	Feb. 18	W 74-65	Virginia
#3/3	Feb. 22	W 70-54	* at Rice
#3/3	Feb. 26	W 64-61	* #11/11 Arkansas
#2/2	Feb. 29	W 80-65	* Baylor
#2/2	March 4	L 68-73	* at #12/12 Arkansas
<i>SWC Classic (Houston)</i>			
#5/5	March 10	W 53-50	vs. Rice
#5/5	March 11	W 57-56	vs. #8/8 Arkansas
<i>NCAA Tournament Midwest Region (Memphis, Tenn.)</i>			
#5/5	March 17	W 77-69	vs. Louisiana Tech
<i>NCAA Tournament Midwest Regional (St. Louis)</i>			
#5/5	March 23	W 78-71	vs. #16/ Memphis
#5/5	March 25	W 68-63	vs. #19/ Wake Forest
<i>NCAA Tournament Final Four (Seattle)</i>			
#5/5	March 31	W 49-47 (OT)	vs. Virginia
<i>NCAA Tournament National Championship (Seattle)</i>			
#5/5	April 2	L 75-84	vs. #2/2 Georgetown

1982-83 NCAA FINAL FOUR TEAM



**NCAA NATIONAL FINALIST | NCAA FINAL FOUR • No. 1 (UPI) • No. 1 (AP)
NCAA MIDWEST REGIONAL CHAMPIONS | SWC CHAMPIONS | SWC TOURNAMENT CHAMPIONS**

Captains: David Bunce, Larry Micheaux, David Rose, Bryan Williams

Front Row (L-R): Reid Gettys, Eric Dickens, Alvin Franklin, David Rose, Derek Giles and Renaldo Thomas.

Back Row: Benny Anders, Gary Orsak, Larry Micheaux, Dan Bunce, Hakeem Olajuwon, David Bunce, Clyde Drexler and Michael Young.

1982-83 SCHEDULE (31-3 • 16-0 SWC)

UH Rk	Date	Result	Opponent
Kettle Classic (Houston)			
#14/	Nov. 26	W 104-63	Arizona
#14/	Nov. 28	W 106-72	Lamar
#11/	Dec. 1	W 74-65	Mississippi State
#11/	Dec. 4	W 78-59	at Biscayne
#9/	Dec. 8	W 77-65	Auburn
#9/	Dec. 11	L 87-92	at Syracuse
Suntory Classic (Tokyo)			
#14/	Dec. 16	L 63-72	vs. #1/ Virginia
#14/	Dec. 17	W 82-57	vs. Utah
#19/	Dec. 27	W 93-92	at Pepperdine
#18/	Jan. 2	W 112-58	Pacific
#19/	Jan. 4	W 84-61	* Texas A&M
#19/	Jan. 8	W 105-71	* SMU
#19/	Jan. 10	W 79-78	Louisiana
#16/	Jan. 12	W 54-51	* at TCU
#16/	Jan. 15	W 77-52	* at Texas
#16/	Jan. 17	W 98-73	* Texas Tech
#14/	Jan. 22	W 75-60	* #4/ Arkansas
#9/	Jan. 26	W 76-40	* at Rice
#8/	Feb. 2	W 86-69	* Baylor
#8/	Feb. 5	W 86-66	* at Texas A&M
#6/	Feb. 9	W 85-68	* at SMU
#6/	Feb. 12	W 74-66	* TCU
#4/	Feb. 15	W 106-63	* Texas
#4/	Feb. 19	W 84-75	* at Texas Tech
#2/	Feb. 26	W 86-52	* Rice
#1/	March 3	W 74-66	* at #5/ Arkansas
#1/	March 5	W 93-64	* at Baylor
SWC Classic (Dallas)			
#1/	March 11	W 75-59	vs. SMU
#1/	March 12	W 62-59	vs. TCU
NCAA Tournament Midwest Region (Houston)			
#1/	March 19	W 60-50	vs. Maryland
NCAA Tournament Midwest Regional (Kansas City, Mo.)			
#1/	March 25	W 70-63	vs. #17/ Memphis
#1/	March 27	W 89-71	vs. #13/ Villanova
NCAA Tournament Final Four (Albuquerque, N.M.)			
#1/	April 2	W 94-81	vs. #2/ Louisville
NCAA Tournament National Championship (Albuquerque, N.M.)			
#1/	April 4	L 52-54	vs. #16/ NC State

NOTES

- The Cougars tied the 1967-68 team for the most wins in a single-season, finishing with a 31-3 record... The program also advanced to its second straight NCAA Final Four for the second time in school history, joining the 1966-67 and 1967-68 teams.
- UH entered the AP preseason poll at No. 14 and never dropped out of the Top 20... The Cougars moved into the Top 10 after a 75-60 win against No. 4 Arkansas and finished the regular season as the nation's No. 1 team.
- After winning its first five games to open the season, the Cougars dropped back-to-back contests at Syracuse and to No. 1 Virginia in Tokyo... Those would be the team's last losses until the NCAA national championship game, a streak of 26 straight games.
- The Cougars grabbed the Southwest Conference regular-season championship with a perfect 16-0 league mark – the only time that has been accomplished in school history – and claimed the SWC Tournament crown with wins over SMU and TCU.
- UH opened the NCAA Tournament as the No. 1 seed in the Midwest Regional and enjoyed a 60-50 win at Hofheinz Pavilion.
- From there, UH rattled off wins over three straight ranked teams to reach the NCAA national championship game for the first time in school history... That streak included a 70-63 win over No. 17 Memphis, an 89-71 win over No. 13 Villanova and a 94-81 decision over No. 2 Louisville during the NCAA Final Four.
- In the NCAA national championship game, the Cougars faced No. 16 NC State... Despite falling 54-52 on Lorenzo Charles' dunk at the buzzer, the Cougars competed in a game that remains one of the most memorable in NCAA Tournament history.
- Center **Hakeem Olajuwon** was named the NCAA Final Four Most Outstanding Player – the only such honor in UH history – after scoring at least 20 points and grabbing at least 18 rebounds in both games.
- Olajuwon became the 11th and last player to be named the Most Outstanding Player of the NCAA Final Four and not play on the national championship team.
- Guard **Clyde Drexler** set a school record with 11 steals at Syracuse on Dec. 11... He remains the Cougars' single-game, single-season and career leader that category.

1982-83 HOUSTON COUGARS (31-3 • 16-0 SWC)

W-R	Player	Pos.	Ht.	Wt.	Cl.-Exp.	Hometown
10-11	Derek Giles	G	6-3	175	Jr.-JC	Queens, N.Y.
12-13	Renaldo Thomas	G	6-4	215	Fr.-HS	Gary, Ind.
14-15	Eric Dickens	G	6-1	170	So.-1L	Houston, Texas
20-21	Alvin Franklin	G	6-2	185	Fr.-HS	Houston, Texas
22-23	Clyde Drexler	F	6-7	210	Jr.-2L	Houston, Texas
24-25	David Rose	G	6-3	185	Sr.-1L	Houston, Texas
30-31	Gary Orsak	F	6-7	200	So.-1L	Alvin, Texas
32-33	Benny Anders	F/G	6-5	188	So.-1L	Bernice, La.
34-35	Hakeem Olajuwon	C	7-0	240	So.-1L	Lagos, Nigeria
40-41	Larry Micheaux	C	6-9	220	Sr.-3L	Houston, Texas
42-43	Michael Young	F/G	6-6	220	Jr.-2L	Houston, Texas
44-45	Reid Gettys	F/G	6-7	190	So.-1L	Houston, Texas
50-51	Dan Bunce	C	7-0	235	So.-1L	Conroe, Texas
52-53	David Bunce	C	6-22	225	Sr.-3L	Conroe, Texas
54-55	Bryan Williams	F	6-7	215	Sr.-1L	Inglewood, Calif.

Head Coach: Guy V. Lewis

Assistant Coach: Terry Kirkpatrick

Assistant Coach: Donnie Schverak

1981-82 NCAA FINAL FOUR TEAM



NCAA FINAL FOUR • No. 1 (UPI) • No. 1 (AP) | NCAA MIDWEST REGIONAL CHAMPIONS

Captains: Lynden Rose and Eric Davis

Front Row (L-R): Lynden Rose, Rodney Parker, Eric Davis, Rob Williams, Eric Dickens and Michael Young.

Back Row: Larry Micheaux, Dan Bunce, Hakeem Olajuwon, David Bunce, Bryan Williams, Gary Orsak, Clyde Drexler, Reid Gettys and Benny Anders.

NOTES

- The Cougars returned to the NCAA Final Four in 1982, the program's third appearance.
- The Cougars opened the season with wins in 11 of their first 12 games before dropping four consecutive games... From there, the team won nine of its last 10 regular-season games.
- UH advanced to the championship game of the Southwest Conference Tournament before falling to No. 14 Arkansas but received an at-large bid to the NCAA Tournament, competing as the No. 2 seed in the Midwest Regional.
- The Cougars opened the NCAA Tournament Midwest Regional in Tulsa, Okla., with wins over Alcorn State and No. 10 Tulsa. A week later, UH escaped with a 79-78 win over No. 5 Missouri and claimed a 99-92 win over Boston College to advance to the NCAA Final Four.
- During their NCAA Final Four showdown against No. 1 North Carolina, the Cougars competed in front of 61,612 at the Louisiana Superdome in New Orleans... That remains the biggest crowd to watch a Cougar Basketball game and is nearly 10,000 fans more than the closest competitor, the *Game of the Century* against UCLA in 1968.
- The Cougars won a pair of regular-season tournament titles. UH posted back-to-back wins over Mississippi State and No. 6 Iowa to win its own Kettle Classic and followed that with consecutive wins over Purdue and LSU to win the Sugar Bowl Classic in New Orleans.
- The team was dubbed the "Sultans of Slam" by *Houston Chronicle* writer Eddie Sefko after recording 123 dunks in only 33 games.
- The Cougars finished second in the Southwest Conference with an 11-5 record, only a game behind champion Arkansas.
- Center **Larry Micheaux** and guard **Rob Williams** were named to the NCAA All-Midwest Regional Team with Williams being recognized as the Regional's Most Outstanding Player.
- Williams became the first Cougar to earn All-Southwest Conference honors for three seasons.

1981-82 HOUSTON COUGARS (25-8 • 11-5 SWC)

W-R	Player	Pos.	Ht.	Wt.	Cl.-Exp.	Hometown
00-00	Lynden Rose	G	6-3	185	Sr.-1L	Nassau, Bahamas
10-11	Rodney Parker	G	6-0	200	Sr.-1L	Houston, Texas
12-13	Eric Davis	G	6-2	180	Sr.-1L	Chicago, Ill.
14-15	Eric Dickens	G	6-1	168	Fr.-HS	Houston, Texas
20-21	Rob Williams	G	6-2	185	Jr.-2L	Houston, Texas
22-23	Clyde Drexler	F	6-6	205	So.-1L	Houston, Texas
30-31	Gary Orsak	F	6-7	200	Fr.-HS	Alvin, Texas
32-33	Benny Anders	G	6-5	188	Fr.-HS	Bernice, La.
34-35	Hakeem Olajuwon	C	7-0	240	So.-HS	Lagos, Nigeria
40-41	Larry Micheaux	C	6-9	220	Jr.-2L	Houston, Texas
42-43	Michael Young	F/G	6-6	210	So.-1L	Houston, Texas
44-45	Reid Gettys	G	6-6	190	Fr.-HS	Houston, Texas
50-51	Dan Bunce	C	7-0	235	So.-1L	Conroe, Texas
52-53	David Bunce	C	6-11	225	Jr.-2L	Conroe, Texas
54-55	Bryan Williams	F	6-7	215	Jr.-JC	Inglewood, Calif.

Head Coach: Guy V. Lewis


Assistant Coach: Terry Kirkpatrick

Assistant Coach: Donnie Schverak

1981-82 SCHEDULE (25-8 • 11-5 SWC)

UH Rk	Date	Result	Opponent
	Nov. 30	W 84-73	West Texas A&M
	Dec. 4	L 85-87 (OT)	at Seton Hall
	Dec. 6	W 106-74	Biscayne
	Dec. 8	W 145-78	Texas Lutheran
	Dec. 12	W 105-69	UTSA
	Dec. 15	W 74-68	UC Santa Barbara
Kettle Classic (Houston)			
	Dec. 18	W 96-49	Mississippi State
	Dec. 19	W 62-52	#6/ Iowa
Sugar Bowl Classic (New Orleans)			
#18/	Dec. 28	W 59-58	vs. Purdue
#18/	Dec. 29	W 73-69	vs. LSU
#18/	Jan. 4	W 63-61	* Rice
#14/	Jan. 9	W 78-68	* at Texas Tech
#10/	Jan. 12	L 83-95	* #19 Texas
#10/	Jan. 16	L 66-67	* SMU
#19/	Jan. 23	L 66-67	* at #15/ Arkansas
	Jan. 26	L 82-85	* at TCU
	Jan. 30	W 99-78	* Baylor
	Feb. 1	L 77-95	* at Texas A&M
	Feb. 3	W 83-80	* Texas Tech
	Feb. 6	W 73-71 (OT)	* at SMU
	Feb. 8	W 77-63	* at #12/ Texas
	Feb. 13	W 55-53	* #8/ Arkansas
	Feb. 16	W 74-65	* TCU
	Feb. 20	W 78-74	* at Baylor
	Feb. 23	W 75-69	* at Rice
	Feb. 27	W 96-93	* Texas A&M
SWC Classic (Dallas)			
	March 5	W 89-76	vs. Texas A&M
	March 6	L 69-84	vs. #14/ Arkansas
NCAA Tournament Midwest Region (Tulsa, Okla.)			
	March 11	W 94-84	vs. Alcorn State
	March 13	W 78-74	vs. #10/ Tulsa
NCAA Tournament Midwest Regional (St. Louis)			
	March 19	W 79-78	vs. #5/ Missouri
	March 21	W 99-92	vs. Boston College
NCAA Tournament Final Four – New Orleans			
	March 27	L 63-68	vs. #1/ North Carolina

1967-68 NCAA FINAL FOUR TEAM



NCAA FINAL FOUR • No. 1 (UPI) | No. 1 (AP) | Captains: Elvin Hayes and Don Chaney

Front Row (L-R): Manager Howie Lorch, Tom Gribben, Bobby Van Landingham, Vern Lewis, Billy Bane, Niemer Hamood, Kent Taylor and Athletics Trainer Bobby Smith.

Back Row: Assistant Coach Harvey Pate, George Reynolds, Larry Cooper, Ken Spain, Elvin Hayes, Theodis Lee, Melvin Bell, Don Chaney and Head Coach Guy V. Lewis. **Not Pictured:** Carlos Bell.

1967-68 SCHEDULE (31-2)

UH Rk	Date	Result	Opponent
#2/	Dec. 2	W 110-79	Sacramento State
#2/	Dec. 4	W 90-75	Abilene Christian
#2/	Dec. 7	W 121-88	North Dakota State
#2/	Dec. 9	W 54-46	at Illinois
Bluebonnet Classic (Houston)			
#2/	Dec. 13	W 86-61	George Washington
#2/	Dec. 14	W 113-67	Montana State
#2/	Dec. 16	W 102-69	BYU
#2/	Dec. 18	W 103-65	Minnesota
#2/	Dec. 22	W 81-76	at Arizona
#2/	Dec. 23	W 94-85	at UNLV
Rainbow Classic (Honolulu)			
#2/	Dec. 28	W 69-52	vs. Bradley
#2/	Dec. 29	W 77-65	vs. Marquette
#2/	Dec. 30	W 45-43	vs. North Texas
#2/	Jan. 2	W 91-65	Michigan
#2/	Jan. 6	W 118-81	Centenary
#2/	Jan. 13	W 98-53	West Texas A&M
Game of the Century (Houston Astrodome)			
#2/	Jan. 20	W 71-69	#1/ UCLA
#1/	Jan. 27	W 112-79	Lamar
#1/	Jan. 29	W 108-76	Fairfield
Played in New York (Madison Square Garden)			
#1/	Feb. 1	W 102-93	vs. Marshall
#1/	Feb. 10	W 107-56	at Centenary
#1/	Feb. 15	W 106-64	Miami (Fla.)
#1/	Feb. 17	W 106-82	Air Force
#1/	Feb. 22	W 130-75	UT Arlington
#1/	Feb. 24	W 158-81	Valparaiso
#1/	Feb. 26	W 105-82	at Hardin-Simmons
#1/	March 2	W 120-79	Virginia Tech
#1/	March 4	W 107-76	at West Texas State
NCAA Tournament Midwest Region First Round – Salt Lake City			
#1/	March 9	W 94-76	vs. Loyola Chicago
NCAA Tournament Midwest Region – Wichita, Kan.			
#1/	March 15	W 91-75	vs. #9/ Louisville
#1/	March 16	W 103-68	vs. TCU
NCAA Tournament Final Four – Los Angeles			
#1/	March 22	L 69-101	vs. #2/ UCLA
#1/	March 23	L 85-89	vs. Ohio State

Home games played at Delmar Field House (Houston)

NOTES

- For the second straight season, the Cougars entered the Associated Press preseason poll and never left it... However, in 1967-68, the Cougars never fell below No. 2 during the entire season.
- With a 31-2 record, the 1967-68 Cougars became the first team in program history to enjoy at least 30 wins in a single season.
- The Cougars opened the season by scoring 110 points in a 31-point win over Sacramento State... It was the first of 18 games in which UH reached triple digits on the scoreboard.
- UH won 28 consecutive games and opened play in the NCAA Tournament with an 18-point win over Loyola (Ill.)... In that 29-game winning streak, the Cougars dominated their opponents, winning by an average of nearly 30 points per game.
- On Jan. 20, 1968, the Cougars faced No. 1 UCLA at the Houston Astrodome in a contest that came to be known as the *Game of the Century*.
- Behind the 39 points of forward **Elvin Hayes**, the Cougars upset the Bruins – snapping their 47-game winning streak – and took over the No. 1 spot in the AP poll for the remainder of the season.
- The *Game of the Century* was played in front of nearly 53,000 fans, the largest crowd in history to that point to watch a college basketball game and the first watched by a national television audience on television... It remains the second-largest crowd to watch the Cougars play.
- In a rematch from January, the Cougars faced UCLA again in the Final Four but dropped a 101-69 decision to the Bruins... Playing at the Los Angeles Memorial Sports Arena, the Cougars competed on the same court on which they played UCLA at the Houston Astrodome.
- Hayes was named to the NCAA Final Four All-Tournament Team, making him the first player in school history to receive that honor... He joined guard **Don Chaney** and forward **Theodis Lee** on the NCAA All-Midwest Regional Team.
- Hayes was named the 1968 National Player of the Year and finished his career as a three-time All-American and two-time consensus All-America honoree.
- Following the season, Hayes became the first Cougar to be taken in the NBA Draft with the No. 1 overall pick by the San Diego Rockets... Chaney also was a first-round selection, selected by the Boston Celtics with the No. 12 pick... It was the first time in school history that UH produced two first-round picks in one draft.

1967-68 HOUSTON COUGARS (31-2)

W-R	Player	Pos.	Ht.	Wt.	Cl.-Exp.	Hometown
10-11	Vernon Lewis	G	5-11	170	Sr.-1L	Houston, Texas
12-13	Larry Anderson	G	6-1	170	So.-FN	Drumright, Okla.
14-15	Ken Spain	F/C	6-9	230	Jr.-1L	Houston, Texas
20-21	Tom Gribben	G	6-2	180	So.-FN	Berwyn, Ill.
22-23	Niemer Hamood	G	6-0	170	Jr.-1L	Dearborn, Mich.
24-25	Don Chaney	G	6-5	210	Sr.-2L	Baton Rouge, La.
30-31	Larry Cooper	F	6-6	210	So.-Sq.	Houston, Texas
32-33	Billy Bane	G	6-2	188	Jr.-JC	Charlotte, N.C.
34-35	Mars Evans	C	6-10	250	So.-FN	New York, N.Y.
40-41	Theodis Lee	F/G	6-7	210	Jr.-1L	Monroe, La.
42-43	George Reynolds	G	6-4	205	Jr.-JC	Newark, N.J.
44-45	Elvin Hayes	C/F	6-8	235	Sr.-2L	Rayville, La.
50-51	Kent Taylor	G	6-2	180	So.-Sq.	Houston, Texas
52-53	Bobby Van Landingham	G	6-2	170	Jr.-HS	LaMarque, Texas
54-55	Melvin Bell	F/C	6-7	230	Jr.-1L	Clinton, Okla.
	Carlos Bell	F	6-5	215	Jr.-1L	Clinton, Okla.

Head Coach: Guy V. Lewis
Student Manager: Howie Lorch

Assistant Coach: Harvey Pate
Student Athletics Trainer: Robert Smith

Athletics Trainer: Tom Wilson

1966-67 NCAA FINAL FOUR TEAM



NCAA FINAL FOUR • No. 6 (UPI) | No. 7 (AP) | Captains: Leary Lentz and Gary Grider

Front Row (L-R): Manager Howie Lorch, Vern Lewis, Niemer Hamood, Gary Grider, Leary Lentz, Elliott McVey, Don Chaney and Athletics Trainer Bobby Smith.

Back Row: Head Coach Guy V. Lewis, Don Kruse, Melvin Bell, Ken Spain, Andrew Benson, Theodis Lee, Elvin Hayes and Assistant Coach Harvey Pate.

NOTES

- The Cougars entered the preseason Associated Press poll at No. 7 and never fell out of the Top 10.
- Under the leadership of **Head Coach Guy V. Lewis**, the Cougars advanced to the NCAA Final Four for the first time in school history... UH earned the berth with wins over New Mexico State, No. 3 Kansas and SMU.
- The Cougars, who opened the season as winners of 14 of their first 15 games, ended the regular season on a seven-game winning streak.
- The team finished the regular season ranked No. 6 in the UPI poll and No. 7 in the AP poll.
- In their first game at the Final Four, the Cougars dropped a 73-58 decision to UCLA, which would go on to win the NCAA national championship... Forward **Elvin Hayes** scored 25 points and grabbed 24 rebounds to lead all players in both categories.
- A day later, the Cougars wrapped up the season with a dominating 84-62 win over No. 4 North Carolina in a consolation game.
- After signing with Lewis and the UH program in 1964, Hayes and **Don Chaney** became the Cougars' first African-American basketball players... Both enjoyed award-winning careers at both the college and professional levels.
- Hayes and Chaney were named to the NCAA All-Midwest Regional Team... They became only the second and third players named to that postseason squad.
- Hayes finished fourth in the nation with 28.4 points per game and sixth with 15.7 rebounds per contest.
- With 62 points against Valparaiso on Feb. 24, Hayes set a UH single-game record that continues to stand... It was the second of three games in 1967-68 in which Hayes scored at least 50 points... He remains the Cougars' single-game, single season and career leader.
- Hayes set a UH single-game record with 37 rebounds against Centenary on Feb. 10... He remains UH's single-game, single-season and career rebounding leader.

1966-67 HOUSTON COUGARS (27-4)

W-R	Player	Pos.	Ht.	Wt.	Cl.-Exp.	Hometown
00-00	Larry Cooper	F/G	6-6	210	So.-FN	Houston, Texas
10-11	Vernon Lewis	G	5-11	170	Jr.-TR	Houston, Texas
12-13	Gary Grider	G	6-1	175	Sr.-2L	Washington, Ind.
14-15	Ken Spain	F/C	6-9	230	So.-FN	Houston, Texas
20-21	David Starks	G	5-10	170	Jr.-1L	Buffalo, Ky.
22-23	Don Kruse	F	6-8	235	Sr.-1L	Simms, Texas
24-25	Don Chaney	G	6-5	210	Jr.-1L	Baton Rouge, La.
30-31	Leary Lentz	F	6-6	210	Sr.-2L	Cahokia, Ill.
32-33	Elliott McVey	G	5-10	170	Jr.-Sq.	Yellville, Ark.
34-35	Niemer Hamood	G	6-0	170	So.-FN	Dearborn, Mich.
40-41	Theodis Lee	G/F	6-7	200	So.-FN	Monroe, La.
42-43	Andrew Benson	F	6-7	220	Sr.-TR	Houston, Texas
44-45	Elvin Hayes	C/F	6-8	235	Jr.-1L	Rayville, La.
50-51	Bob Hayward	F	6-6	215	Sr.-1L	Lynn, Mass.
54-55	Melvin Bell	F/C	6-7	235	So.-FN	Clinton, Okla.

Head Coach: Guy V. Lewis
Student Manager: Howie Lorch

Assistant Coach: Harvey Pate
Student Athletics Trainer: Robert Smith

Athletics Trainer: Tom Wilson

1966-67 SCHEDULE (27-4)

UH Rk	Date	Result	Score	Opponent
#7/	Dec. 1	W	96-84	#6/ New Mexico
#7/	Dec. 3	W	86-75	at Minnesota
#7/	Dec. 5	L	75-86	at Michigan
#5/	Dec. 8	W	89-81	Louisiana
#5/	Dec. 10	W	93-59	Hawai'i
#5/	Dec. 12	W	90-74	St. Mary's (Calif.)
Bluebonnet Classic (Houston)				
#9/	Dec. 14	W	97-66	Centenary
#9/	Dec. 15	W	111-65	Idaho State
#9/	Dec. 17	W	90-75	San Francisco
#8/	Dec. 20	W	87-65	Washington
Holiday Tournament (Jonesboro, Ark.)				
#6/	Dec. 28	W	85-73	vs. Kent State (2)
#6/	Dec. 29	W	68-58	at Arkansas State (2)
#6/	Jan. 2	W	95-69	Tennessee Tech
#5/	Jan. 5	W	82-62	at Lamar
#4/	Jan. 14	W	103-72	West Texas A&M
#3/	Jan. 28	L	78-81	at Washington
#6/	Jan. 31	W	103-83	at UNLV
#5/	Feb. 9	W	92-85	Hardin-Simmons
#5/	Feb. 11	L	78-87	at Notre Dame
#5/	Feb. 13	W	87-80	at Creighton
#7/	Feb. 15	W	122-58	St. Mary's (Texas)
#7/	Feb. 18	W	105-86	at Miami (Fla.)
#7/	Feb. 23	W	120-76	at West Texas A&M
#7/	Feb. 25	W	87-73	Creighton
#7/	Feb. 28	W	106-64	Loyola (La.)
#7/	March 4	W	90-80	at Air Force
NCAA Tournament Midwest Region First Round				
- Fort Collins, Colo.				
#7/	March 11	W	59-58	vs. New Mexico State
NCAA Tournament Midwest Regional - Lawrence, Kan.				
#7/	March 17	W	66-53	at #3/ Kansas
#7/	March 19	W	83-75	vs. SMU
NCAA Tournament Final Four - Louisville, Ky.				
#7/	March 24	L	58-73	vs. #1/ UCLA
#7/	M25	W	84-62	vs. #4/ North Carolina

Home games played at Delmar Field House (Houston)

GAME OF THE CENTURY



THE HOUSTON ASTRODOME

On Jan. 20, 1968, the second-ranked Cougars faced No. 1 UCLA in a regular-season game that grabbed the attention of the entire nation.

Featuring two of the greatest players in NCAA history in UH's **Elvin Hayes** and UCLA's Lew Alcindor, the game was played inside the Houston Astrodome, a first in the history of that legendary facility.

Nearly 53,000 fans poured into the Astrodome that night, making it the largest crowd to that point to watch a college basketball game. However, those fans in attendance were far from alone.

This game was the first regular-season game televised lived to a national audience. The game and the excitement it generated did far more than determine the following week's No. 1 team in both the Associated Press and UPI polls. It changed the way the country looked at college basketball.

For those and many other reasons, this regular-season game is rightly hailed as college basketball's "Game of the Century".

Houston head coach **Guy V. Lewis** conceived the idea of

playing a game between college basketball's top two teams and two greatest players. The Cougars had just returned from their first NCAA Final Four, while UCLA was the defending national champion.

Lewis was convinced that a game between the two schools in the Astrodome would attract the largest audience ever to watch a college basketball game. But, even he didn't realize how many fans the game would attract as 52,693 people attended the game and millions watched on national television.

UCLA entered the game with a 13-0 record and a 47-game winning streak covering two-and-a-half seasons, while Houston had a 16-0 record and had won 48 consecutive home games.

THE GAME

The crowd was ready for an epic battle and was not disappointed. The two teams fought back and forth during the first six minutes of the contest before Houston took a 13-12 lead when **George Reynolds** made a bank shot with 13:45 remaining in the first half.

The Cougars held a 37-28 lead before UCLA rallied and closed to within 46-43 at halftime.

The second half opened with both heavyweights giving each other their best shots and waiting for the other team to fall. With the the game tied at 69-69 and only 44 seconds remaining, Houston gained possession and raced down court ahead of UCLA's famed full-court pressure defense.

The Cougars worked the ball to Hayes for a final shot, but UCLA's Jim Nielsen fouled the Cougar center with 28 seconds remaining. Hayes went to the free throw line with a chance to score the winning points.

A 60-percent free-throw shooter on the season, Hayes made both free throws for two of his game-high 39 points to give the Cougars a 71-69 lead. UCLA had one last chance to tie the score, but the Bruins turned the ball over to seal the win for Houston.

In addition to his points, Hayes led all players with 15 rebounds while helping limit Alcindor to only 15 points on 4-of-18 shooting with 12 rebounds. It was the only time during his collegiate career that Alcindor shot less than 50 percent from the field.

A BROADER IMPACT

The game was televised nationally by the TVS television network with Dick Enberg calling the play-by-play action and Bob Pettit providing color analysis.

Officials with TVS paid \$27,000 for the broadcast rights to the game, which was televised live on 120 stations across the nation.

This was the first regular-season NCAA basketball game televised.

Each team received \$125,000 for the game at a time when the payout for competing in the NCAA Tournament later that season was less than \$32,000.

One year after the "Game of the Century", NBC became the first major network to broadcast the NCAA basketball championship at a cost of \$500,000.

Today, CBS Sports' current deal to televise the NCAA Tournament costs more than \$500 million.

OTHER NOTES

While the game was played in the Houston Astrodome, the court was brought in from the Los Angeles Memorial Sports Arena.

A little more than three months later, the two teams competed on that same floor during the NCAA Final Four at Freedom Hall in Louisville, Ky. This time, the Bruins claimed the upper hand with a 101-69 win to advance to the NCAA national championship game.



HISTORY

HOUSTON 71, UCLA 69

Jan. 20, 1968 • Houston Astrodome • Houston, Texas

UCLA	Min	FG-A	FT-A	Reb	As	PF	Pts
Lynn Shackelford, F	40	4-11	2-2	4	1	1	10
Edgar Lacey, F	13	0-2	0-0	1	0	1	0
Lew Alcindor, C	40	4-18	7-8	12	2	1	15
Lucius Allen, G	40	10-24	5-9	8	5	2	25
Mike Warren, G	40	5-12	3-3	4	2	1	13
Mike Lynn	11	2-6	0-0	4	3	4	4
Jim Nielsen	16	1-14	0-0	7	1	3	2
Totals	200	26-77	17-22	40	14	12	69

HOUSTON	Min	FG-A	FT-A	Reb	As	PF	Pts
Elvin Hayes, F	40	17-25	5-7	15	4	4	39
Theodis Lee, F	36	1-9	2-4	6	7	2	4
Ken Spain, C	40	1-8	0-1	11	5	3	2
Don Chaney, G	40	5-12	1-3	6	2	3	11
George Reynolds, G	36	5-8	3-3	5	0	4	13
Tom Gribben	4	1-4	0-0	0	1	1	2
Vern Lewis	4	0-0	0-0	1	0	0	0
Totals	200	30-66	11-18	44	19	17	71

Score by Periods	1	2	Final
UCLA	43	26	69
Houston	46	25	71

Officials: Bob Scott, Ernie Filiberti Attendance: 52,693

RETIRED JERSEYS



GUY V. LEWIS

Head Coach – 1956-86 • Player – 1946-47

Arp, Texas

592-279 (.680) Career Coaching Record

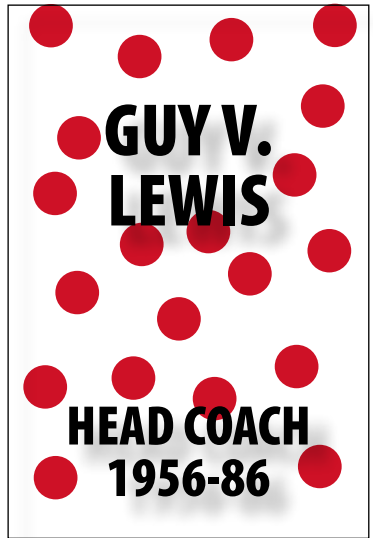
Naismith Memorial Basketball

Hall of Fame Inductee • 2013

College Basketball Hall of Fame Inductee • 2007

Two-time Houston Athletics Hall of Honor Inductee

(Player • 1971 – Head Coach • 1998)



HONORS

- 2013 Naismith Memorial Basketball Hall of Fame inductee
- 2007 College Basketball Hall of Fame inductee
- 2002 Texas Basketball Lifetime Achievement Award recipient
- Doctor of Humanities, University of Houston ('03)
- Special Proclamation, State of Texas Legislature ('03)
- Two-time National Coach of the Year ('68, '83)
- Two-time USBWA District VI Coach of the Year ('68, '83)
- Two-time SWC Coach of the Year ('83, '84)
- Four-time Texas Coach of the Year ('68, '77, '82, '83)
- Two-time Houston Athletics Hall of Honor as student-athlete (inducted 1971) and coach (inducted 1998), only person to be enshrined twice

as HEAD COACH

- Two NCAA National Championship Game appearances
- Five NCAA Final Four appearances, tying for seventh most in NCAA history
- 14 NCAA Tournament appearances
- Four Southwest Conference Tournament championships
- Two Southwest Conference championships
- 15 All-Americans
- 26 1,000-Point scorers
- 11 NBA Draft First-Round selections
- 29 NBA Draft picks
- Three 30-win seasons and fourteen 20-win seasons
- Houston career record holder with 592 victories and 871 games
- 27 seasons without a losing record

as STUDENT-ATHLETE

- Co-captain of UH's first two teams ('46, '46-'47)
- Two-time All-Lone Star Conference First-Team honoree
- Two NAIB Tournament appearances
- Named one of the Top 75 players in Lone Star Conference history ('07)


PERSONAL

- Notes for carrying red-and-white polka dot towel on the sidelines during games early in his career... Towels became red-and-white checkered later in his career
- Passed away on Nov. 26, 2015, at the age of 93

GUY V. LEWIS' COACHING RECORD

Year	--- Overall ---			---- Conference ----				Final Rankings			NBA First Round Draft Picks
	W	L	Pct.	W	L	Pct.	Finish	AP/Coaches	Championships/Notes	Postseason	
1956-57	10	16	.385	5	9	.357	5th	--	--	--	--
1957-58	9	16	.360	4	10	.286	6th	--	--	--	--
1958-59	12	14	.462	6	8	.429	5th	--	--	--	--
1959-60	13	12	.520	6	8	.429	4th	--	--	--	--
1960-61	17	11	.607	---	---	---	---	--	--	NCAA Midwest Regional	Gary Phillips (No. 9)
1961-62	21	6	.778	---	---	---	---	--	1st 20-win season in UH history	NIT Quarterfinals	--
1962-63	15	11	.577	---	---	---	---	--	--	--	--
1963-64	16	10	.615	---	---	---	---	--	--	--	--
1964-65	19	10	.655	---	---	---	---	--	--	NCAA Midwest Regional	--
1965-66	23	6	.793	---	---	---	---	-/14	--	NCAA West Regional	--
1966-67	27	4	.871	---	---	---	---	7/6	--	NCAA Final Four	--
1967-68	31	2	.939	---	---	---	---	1/1	1st 30-win season in UH history	NCAA Final Four	Elvin Hayes (No. 1), Don Chaney (No. 12)
1968-69	16	10	.615	---	---	---	---	--	--	--	--
1969-70	25	5	.833	---	---	---	---	12/11	--	NCAA Midwest Regional	--
1970-71	22	7	.759	---	---	---	---	14/18	--	NCAA Midwest Regional	--
1971-72	20	7	.741	---	---	---	---	--	--	NCAA Midwest Regional	Dwight Davis (No. 3)
1972-73	23	4	.852	---	---	---	---	13/18	--	NCAA Midwest Regional	Dwight Jones (No. 9)
1973-74	17	9	.654	---	---	---	---	--	--	--	--
1974-75	16	10	.615	---	---	---	---	--	--	--	--
1975-76	17	11	.607	7	9	.438	6th	--	--	--	--
1976-77	29	8	.784	13	3	.813	2nd	--	SWC Tournament Finalist	NIT Finalist	Otis Birdsong (No.2)
1977-78	25	8	.758	11	5	.688	3rd	-/16	SWC Tournament Champions	NCAA Midwest Regional	--
1978-79	16	15	.516	6	10	.375	6th	--	--	--	--
1979-80	14	14	.500	8	8	.500	4th	--	--	--	--
1980-81	21	9	.700	10	6	.625	2nd	--	SWC Tournament Champions	NCAA East Regional	--
1981-82	25	8	.758	11	5	.688	2nd	--	SWC Tournament Finalist	NCAA Final Four	Rob Williams (No. 19)
1982-83	31	3	.912	16	0	1.000	1st	1/1	SWC Champions	NCAA National Finalist	Clyde Drexler (No. 14)
1983-84	32	5	.865	15	1	.938	1st	5/5	SWC Tournament Champions	NCAA National Finalist	Hakeem Olajuwon (No. 1), Michael Young (No. 24)
1984-85	16	14	.533	8	8	.500	5th	--	--	NIT First Round	--
1985-86	14	14	.500	8	8	.500	6th	--	27th straight non-losing season	--	--
Totals	592	279	.670	134	98	.578	---		2 SWC Championships	2 NCAA Finalists • 5 NCAA Final Fours	Two Overall No. 1, Four Top-5 Six Top-10
									4 SWC Tournament Titles	14 NCAA Tournaments • 3 NITs	

RETIRED JERSEYS



OTIS BIRDSONG

Guard • Four Letters • 1973-77

Winter Haven, Fla. • Winter Haven HS

Number Retired: Jan. 18, 1997

College Basketball Hall of Fame Inductee • 2018

Houston Athletics Hall of Honor • 2000



HONORS

- Named to the Silver Anniversary All-America Team by the National Association of Basketball Coaches at the 2002 NCAA Final Four
- Inducted into the National Collegiate Basketball Hall of Fame in 2018
- Inducted into the Houston Athletics Hall of Honor in 2000

INTERNATIONAL EXPERIENCE

- Selected to United States team that won the gold medal at the 1975 Pan American Games with a perfect 9-0 record
- Named the Most Valuable Player at the Pan American Games after leading the Team USA with 14.4 points per game

at HOUSTON

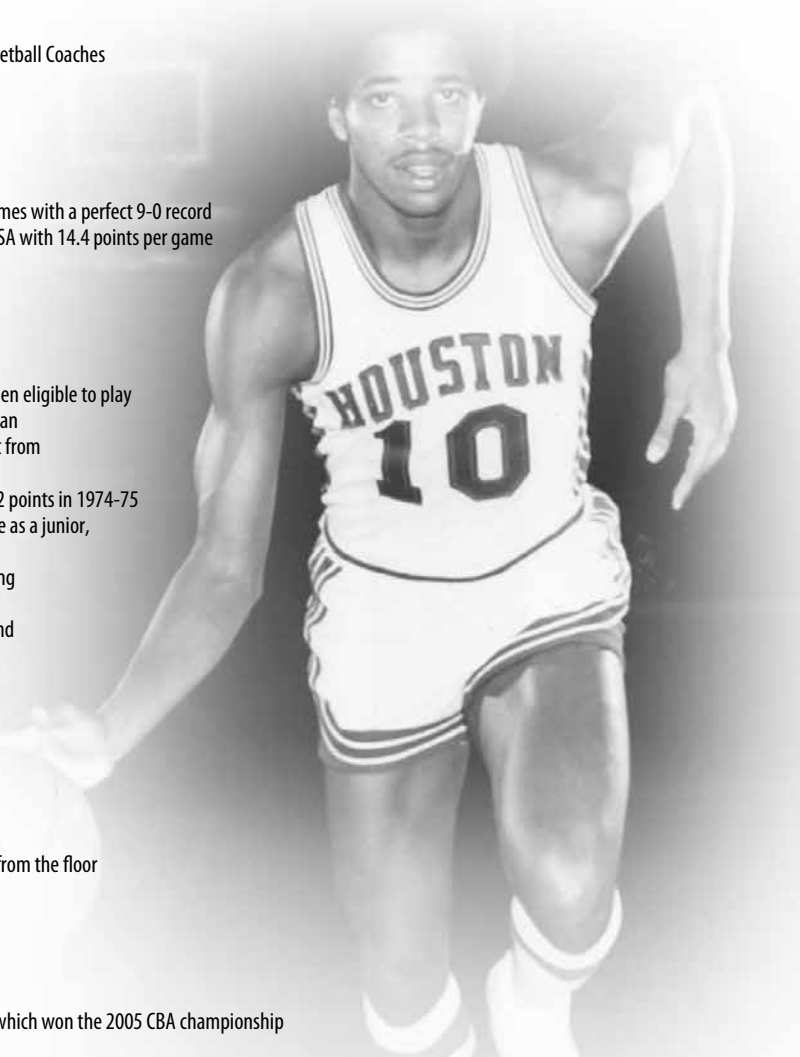
- Honored as a Consensus All-American in 1977
- Ranks second among Houston's single-season and career scoring leaders...
Also ranks among the school's career leaders in assists and steals
- Was the first freshman to start for the Cougars in 1973-74 after the NCAA ruled freshmen eligible to play
- Ranked third among the team's scoring leaders with 14.3 points per game as a freshman
- Ranked 15th nationally with 24.6 points per game and shot a remarkable 58.3 percent from the field as a sophomore
- Became the first sophomore in school history to register 1,000 career points with 1,012 points in 1974-75
- Led the Southwest Conference and ranked eighth nationally with 26.1 points per game as a junior, Houston's first year as a member of the Southwest Conference
- Named the Southwest Conference Player of the Year as a senior in 1976-77 after ranking fourth nationally and setting a SWC single-season record with 30.3 points per game
- Was the only player in SWC history to average 30 points per game in a single season and was one of only two players in UH history to accomplish the feat
- Named SWC Player of the Decade for the 1970s
- Holds Houston career with 480 free throws and is second with 1,176 field goals made

NBA CAREER

- Was the second player chosen in the 1977 NBA Draft by the Kansas City Kings
- Averaged 15.8 points per game as a rookie
- Was an All-NBA Second-Team selection in his second season with the Kings in 1980-81 after ranking sixth in the NBA with 24.6 points per game while shooting 54 percent from the floor
- Also competed with New Jersey and Boston during his 12-year professional career
- Finished his NBA career with 12,544 points, averaging 18.0 points in 696 games
- Was a four-time NBA All-Star and competed in three NBA All-Star Games

PROFESSIONAL CAREER

- Served as president and general manager of the Little Rock Rim Rockers of the NDBL, which won the 2005 CBA championship




HISTORY

BIRDSONG'S CAREER STATISTICS

Year	GP-GS	MP	FG-FGA	Pct	3P-A	Pct	FT-FTA	Pct	Off-Def	Reb - Avg	PF-DQ	Ast	TO	Blk	Stl	Pts - Avg
1973-74	26-0	673	154-312	.494	---	---	64-92	.696		110 - 4.2	61-1	52	69	0	43	372 - 14.3
1974-75	26-0	965	268-460	.583	---	---	104-143	.727		122 - 4.7	0-0	71	95	11	58	640 - 24.6
1975-76	28-0	1082	302-582	.519	---	---	126-191	.660		176 - 6.3	76-3	97	114	10	47	730 - 26.1
1976-77	36-0	1342	452-794	.569	---	---	186-283	.657		159 - 4.4	85-1	145	119	7	69	1,090 - 30.3
Totals	116-0	4,062	1,176-2,148	.547	---	---	480-709	.677		567 - 4.9	222-5	365	397	28	217	2,832 - 24.4

RETIRED JERSEYS



CLYDE DREXLER

Guard • Three Letters • 1980-83

Houston, Texas • Sterling HS

Number Retired: Feb. 12, 1997

Naismith Memorial Basketball

Hall of Fame Inductee • 2004

Houston Athletics Hall of Honor • 1998



- Inducted into the Naismith Memorial Basketball Hall of Fame in 2004
- Was named one of the NBA's All-Time Top 50 Players in 1996-97
- Named to the City of Houston's inaugural Hall of Fame in 1999
- Inducted into the Houston Athletics Hall of Honor in 1998
- Inducted into the Texas Sports Hall of Fame in 1998

at HOUSTON

- Is the only player in school history to compile more than 1,000 points, 900 rebounds, 300 assists and 250 steals during his career
- Continues to hold school record with 268 career steals
- Named to the Southwest Conference All-Decade team for the 1980s
- Honored as the 1980-81 Southwest Conference Newcomer of the Year
- Was an All-America Honorable Mention and an All-SWC Second-Team honoree as a senior in 1983
- Averaged a career-high 15.9 points and 8.8 rebounds per game while earning All-America First-Team, U.S. Basketball Writers' District VI Player of the Year and All-SWC First-Team honors in 1982-83
- Selected with the No. 14 overall pick of the 1983 NBA Draft by the Portland Trail Blazers
- Retired from the NBA in 1998 and became the head coach at UH
- Compiled a 19-39 record in two seasons before resigning

NBA CAREER

- Teamed with Cougar Hakeem Olajuwon to lead the Houston Rockets to the 1995 NBA championship in a 4-0 win over Orlando Magic
- Was one of only three players in NBA history to accumulate 20,000 points, 6,000 rebounds and 6,000 assists in their careers
- Joined Cougars Elvin Hayes and Hakeem Olajuwon as the first three players from one school to score 20,000 career points in the NBA
- Ended his professional playing days among the NBA's Top-20 career leaders in points scored and steals
- Was a 10-time NBA All-Star
- Recorded 25 triple doubles during his professional career
- Named to the All-NBA First Team in 1992... Earned All-NBA Second-Team honors in 1988 and 1991 and was a member of the League's Third Team in 1990 and 1995
- Led the Trail Blazers to 11 straight NBA playoffs berths and two NBA Finals (1990, 1992)

INTERNATIONAL EXPERIENCE


- Selected to play for the original *Dream Team* that won the 1992 Olympic Gold Medal in Barcelona

PROFESSIONAL EXPERIENCE

- Serves as a television analyst for the Houston Rockets

DREXLER'S CAREER STATISTICS

Year	GP-GS	MP	FG-FGA	Pct	3P-A	Pct	FT-FTA	Pct	Off-Def	Reb - Avg	PF-DQ	Ast	TO	Blk	Stl	Pts - Avg
1980-81	30-30	992	153-303	.505	---	---	50-85	.588	138-176	314 - 10.5	108-9	78	57	28	58	356 - 11.9
1981-82	32-31	1,077	206-362	.569	---	---	73-120	.608	159-177	336 - 10.5	107-7	96	94	36	97	485 - 15.2
1982-83	34-34	1,186	236-440	.536	---	---	70-95	.737	152-146	298 - 8.8	107-3	129	91	18	113	542 - 15.9
Totals	96-95	3,255	595-1,105	.538	---	---	193-300	.643	449-499	948 - 9.9	322-19	303	242	82	268	1,383 - 14.4

RETIRED JERSEYS


ELVIN HAYES

Forward • Three Letters • 1965-68
Rayville, La. • Britton HS
Number Retired: Dec. 18, 1993
Naismith Memorial Basketball
Hall of Fame Inductee • 1990
College Basketball Hall of Fame Inductee • 2013
Houston Athletics Hall of Honor • 1974


- Inducted into the Naismith Memorial Basketball Hall of Fame in 1990
- Inducted into the Natinal Collegiate Basketball Hall of Fame in 2013
- Inducted into the Houston Athletics Hall of Honor in 1974

at HOUSTON


- One of Houston's first two African-American basketball players, joining Don Chaney
- Became the first UH student-athlete to have his jersey retired
- Voted as one of the nation's Top-25 all-time players in a *CBS Sportsline.com* poll
- Honored as one of the Top Nine greatest collegiate players of all-time by *Street and Smith's*
- Led Houston to an 81-12 record during his collegiate career
- Hold Houston scoring and rebounding records for a single game, single season and career
- Is the only three-time All-American and two-time consensus All-American in any team sport at Houston
- Named the 1968 National Player of the Year
- Tallied 39 points and 15 rebounds to lead the second-ranked Cougars to a 71-69 upset over No. 1 UCLA on Jan. 20, 1968, in the Houston Astrodome in front of nearly 53,000 fans
- Earned All-America honors as a sophomore in 1965-66 after ranking nationally in three different statistical categories... Ranked fifth with 16.9 rebounds per game, 10th with a 56.7 field goal percentage and 11th with 27.2 points per game
- Named a consensus All-American in 1966-67 after leading Houston to its first NCAA Final Four appearance and a 27-4 record
- Ranked fourth among the national scoring leaders with 28.4 points per game and was sixth in rebounding with a 15.7 average as a junior
- Named the consensus National Player of the Year after leading Houston to a 28-0 record during the regular season in 1967-68
- Ranked third nationally with 36.8 points and 18.9 rebounds per game and 25th with a 54.9 field goal percentage
- Set Houston's freshman team records for scoring and rebounding with averages of 24.4 points and 23.8 rebounds per game
- Was the No. 1 overall pick in the 1968 NBA Draft by the San Diego Rockets

NBA CAREER

- Named one of the NBA's All-Time Top 50 Players in 1996
- Averaged 21 points and 12.2 rebounds in 16 seasons as an NBA player
- Ranked among the NBA's career leaders in several categories, including scoring (27,313 points), games played (1,303), minutes (50,000) and rebounds (16,279)
- Named to the All-NBA First Team and Second Team three times each and played in 12 consecutive All-Star Games from 1969 to 1980
- Led the NBA in scoring with 28.4 points per game and was named to the All-Rookie Team in 1968-69
- Traded to Washington in 1972 and led the Bullets to the 1978 NBA Championship and three appearances in the NBA Finals
- Returned to Houston and played his final three years with the Rockets


PROFESSIONAL EXPERIENCE

- Currently serves as radio analyst for Houston Men's Basketball home games


HAYES' CAREER STATISTICS

Year	GP-GS	MP	FG-FGA	Pct	3P-A	Pct	FT-FTA	Pct	Off-Def	Reb - Avg	PF-DQ	Ast	TO	Blk	Stl	Pts - Avg
1965-66	29-0	946	323-570	.567	---	---	143-257	.556	---	490 - 16.9	89-3	6	0	0	0	789 - 27.2
1966-67	31-0	1119	373-750	.497	---	---	135-227	.595	---	488 - 15.7	65-1	33	0	0	0	881 - 28.4
1967-68	33-0	1,270	519-945	.549	---	---	176-285	.618	---	624 - 18.9	90-1	59	0	0	0	1,214 - 36.8
Totals	93-0	3,335	1,215-2,265	.536	---	---	454-769	.590	---	1,602-17.2	244-5	98	0	0	0	2,884 - 31.0

RETIRED JERSEYS



HAKEEM OLAJUWON

Center • Three Letters • 1981-84

Lagos, Nigeria • Moslem Teacher's College

Number Retired: Feb. 12, 1997

Naismith Memorial Basketball

Hall of Fame Inductee • 2008

Houston Athletics Hall of Honor • 1998



HONORS

- Inducted into the Naismith Memorial Basketball Hall of Fame in 2008
- Named one of the 50 Greatest Players in NBA History in 1996-97
- Chosen one of the 27 greatest all-time college basketball players by *Street and Smith's* 2004 poll
- Voted as one of the NCAA's Top 25 players in a 2005 *CBSsportsline.com* fan poll
- Inducted into the Houston Athletics Hall of Honor in 1998

at HOUSTON


- Played in 29 games and led the Cougars with 72 blocked shots as a freshman in 1981-82
- Averaged 13.9 points per game and led the Southwest Conference with 11.4 rebounds per game
- Was named a Consensus All-American in 1983-84 after leading Houston to its second straight NCAA national championship game and a 32-5 record... The Cougars swept the SWC regular season and Tournament championships for the second straight season
- Named the Most Valuable Player of the 1984 SWC Postseason Classic after recording 20 points and 11 rebounds against Arkansas in the championship game
- Was the third player in NCAA history to lead the nation in two statistical categories in 1983-84, posting a 67.5 field-goal percentage and 13.5 rebounds per game
- Led the nation with 5.6 blocked shots per game in 1983-84, though the NCAA did not officially keep that statistic
- Honored as the SWC Player of the Decade for the 1980s
- Was the No. 1 overall pick in the 1984 NBA Draft by the Houston Rockets

NBA CAREER

- Ended his career as one of only eight players in NBA history to accumulate 20,000 career points and 12,000 career rebounds
- Was the first NBA player to record 2,000 blocked shots and 2,000 steals during his career
- Named the 1994 and 1995 MVP NBA Finals Most Valuable Player after leading Houston to back-to-back NBA championships
- Teamed with Cougar Clyde Drexler to lead the Rockets to the 1995 NBA championship
- Honored as the NBA Most Valuable Player in 1993-94 and as the NBA Defensive Player of the Year in 1992-93 and 1993-94
- Chosen to the All-NBA First Team six times, All-NBA Second Team three times and All-NBA Third Team twice
- Played in 12 NBA All-Star Games, starting eight of those
- Spent 17 seasons with the Rockets before being traded to the Toronto Raptors in 2001

OLAJUWON'S CAREER STATISTICS

Year	GP-GS	MP	FG-FGA	Pct	3P-A	Pct	FT-FTA	Pct	Off-Def	Reb - Avg	PF-DQ	Ast	TO	Blk	Stl	Pts - Avg
1981-82	29-6	529	91-150	.607	---	---	58-103	.563	72-107	179 - 6.2	85-4	11	41	72	26	240 - 8.3
1982-83	34-34	932	192-314	.611	---	---	88-148	.595	152-236	388 - 11.4	112-4	29	79	175	47	472 - 13.9
1983-84	37-37	1,260	249-369	.675	---	---	122-232	.526	179-321	500 - 13.5	118-8	48	107	207	61	620 - 16.8
Totals	100-77	2,721	532-833	.639	---	---	268-483	.555	403-664	1,067 - 10.7	315-16	88	227	454	134	1,332 - 13.3

RETIRED JERSEYS


MICHAEL YOUNG

Forward • Four Letters • 1980-84
Houston, Texas • Yates HS
Number Retired: Dec. 18, 2007
Houston Athletics Hall of Honor • 2004

at HOUSTON

- Was an All-America Second-Team honoree in 1983-84
- One of three Cougars to score more than 2,000 points during their careers
- Is the only player in UH history to start for four NCAA Tournament teams while helping the Cougars register a 109-25 record from 1980 to 1984
- Is the only player in UH history to start for three NCAA Final Four teams from 1982 to 1984
- Hold Houston career record with 16 NCAA Tournament games played
- Served as a co-captain of the 1983-84 team that finished as the NCAA runner-up and set a school record with 32 wins
- Was an All-Southwest Conference First-Team selection in 1982-83 and 1983-84
- Named to the All-District First Team by the National Association of Basketball Coaches in 1982-83 and 1983-84
- Chosen as an All-District First-Team performer by the U.S. Basketball Writers Association in 1983-84
- Was the only three-time All-Tournament honoree at the SWC Postseason Classic
- Selected in the first round of the 1984 NBA Draft by the Boston Celtics

NBA CAREER

- Played three seasons in the NBA with the Phoenix Suns, Philadelphia 76ers and Los Angeles Clippers

PROFESSIONAL PLAYING CAREER

- Named the 1986 CBA Player of the Year as a member of the Detroit Spirit
- Played 14 seasons in the Philippines, Spain, France and Italy
- Led French club Limoges to the 1992 European Club Championship
- Inducted into the French Sports Hall of Fame in 2003

PROFESSIONAL CAREER

- Served in a variety of roles with the Houston Men's Basketball program, including director of operations and performance enhancement (2004-13), assistant coach (2003-04) and strength and conditioning coach (1998-03)

YOUNG'S CAREER STATISTICS

Year	GP-GS	MP	FG-FGA	Pct	3P-A	Pct	FT-FTA	Pct	Off-Def	Reb – Avg	PF-DQ	Ast	TO	Blk	Stl	Pts – Avg
1980-81	30-26	1,049	157-319	.492	---	---	47-84	.560	75-115	190 – 6.3	72-2	57	39	20	46	361 – 12.0
1981-82	33-32	979	158-358	.441	---	---	44-64	.688	69-110	179 – 5.4	84-2	74	59	17	50	360 – 10.9
1982-83	34-34	1116	266-519	.513	---	---	56-88	.636	73-122	195 – 5.7	77-1	80	52	9	53	588 – 17.3
1983-84	37-37	1,354	319-637	.501	---	---	96-149	.644	70-161	231 – 6.2	75-2	70	58	8	66	734 – 19.8
Totals	134-129	4,498	900-1,833	.491	---	---	243-385	.631	287-508	795 – 5.9	308-7	281	208	54	215	2,043 – 15.2

SOCIAL MEDIA

FOLLOW THE COUGARS



#GOCOOGS



FOOTBALL

M. BASKETBALL

W. BASKETBALL

BASEBALL

SOFTBALL

SOCCER

SWIMMING & DIVING

M. GOLF

W. GOLF

TENNIS

TRACK & FIELD / XC

VOLLEYBALL

UHCOUGARFB

UHCOUGARMBK

UHCOUGARWBB

UHCOUGARBB

UHCOUGARSB

UHCOUGARSOC

UHCOUGARSWIM

UHCOUGARMGOLF

UHCOUGARWGOLF

UHCOUGARTENNIS

UHCOUGARTF

UHCOUGARVB



HONOR ROLL

HOUSTON CONFERENCE CHAMPIONS (18)

Regular Season (10)

Table with columns: Year, Conference, Final Ranking, Overall Record, Overall Pct., Conference Record, Conference Pct., Head Coach, Runner-up. Rows include years from 2021-22 to 1946.

Tournament (8)

Table with columns: Year, Conference, Record, Head Coach, Runner-up, Location. Rows include years from 2022 to 1978.

OLYMPICS MEDAL RECIPIENTS

Table with columns: Year, Name, Country, Medal. Rows include 1996, 1992, 1972, 1968.

OLYMPICS PARTICIPANTS

Table with columns: Year, Name, Country. Rows include 1996, 1992, 1972, 1968.

OLYMPICS TRIALS INVITEES

Table with columns: Year, Name, Country. Rows include 1984, 1976, 1972, 1968, 1964, 1960.

PAN AMERICAN GAMES

Table with columns: Year, Name, Country. Rows include 1975, 1971.

NAISMITH MEMORIAL BASKETBALL HALL OF FAME INDUCTEE

Table with columns: Year, Name. Rows include 2013, 2008, 2004, 1990.

NATIONAL COLLEGIATE BASKETBALL HALL OF FAME

Table with columns: Year, Name. Rows include 2018, 2013, 2007.

TEXAS BASKETBALL LIFETIME ACHIEVEMENT AWARD

Table with columns: Year, Name. Row: 2002 Guy V. Lewis

NAISMITH OUTSTANDING CONTRIBUTOR to MEN'S BASKETBALL

Presented by the Naismith Memorial Basketball Hall of Fame to recognize members of the electronic and print media for outstanding contributions

Table with columns: Year, Name. Row: 2020 Jim Nantz

CURT GOWDY AWARD

Presented by the Naismith Memorial Basketball Hall of Fame to recognize members of the electronic and print media for outstanding contributions

Table with columns: Year, Name. Row: 2002 Jim Nantz

NBA 75th ANNIVERSARY TEAM

Table with columns: Name. Rows include Clyde Drexler, Elvin Hayes, Hakeem Olajuwon. Includes a note about Houston's members.

50 GREATEST PLAYERS in NBA HISTORY

Table with columns: Name. Rows include Clyde Drexler, Elvin Hayes, Hakeem Olajuwon. Includes a note about Houston's members.

HOUSTON ATHLETICS HALL OF HONOR

Table with columns: Year, Name. Rows include 2010, 2008, 2006, 2004, 2002, 2000.

Table with columns: Year, Name. Rows include 1998, 1982, 1981, 1976, 1974, 1972, 1971.

NATIONAL PLAYER of the YEAR

Table with columns: Year, Name, Source. Rows include 1984, 1983, 1968.

JOHN McLENDON NATIONAL COACH of the YEAR AWARD

Table with columns: Year, Name, Source. Row: 2021 Kelvin Sampson

NATIONAL COACH of the YEAR

Table with columns: Year, Name, Source. Rows include 2022, 2019, 1983, 1968.

BEN JOBE AWARD

Table with columns: Year, Name. Row: 2022 Kelvin Sampson

ALL-AMERICANS

Table with columns: Year, Name, Team. Rows include 2021, 1999, 1993, 1990, 1989, 1988, 1986, 1984, 1983, 1982, 1981, 1977, 1974, 1972, 1971, 1970, 1968, 1967, 1966, 1963, 1961, 1960, 1956.



HONOR ROLL

NCAA FINAL FOUR MOST OUTSTANDING PLAYER

1983	Hakeem Olajuwon
------	-----------------

NCAA ALL-FINAL FOUR TEAM

1984	Alvin Franklin
	Hakeem Olajuwon
	Michael Young
1983	Hakeem Olajuwon
1968	Elvin Hayes

NCAA REGIONAL MOST OUTSTANDING PLAYER

2021	DeJon Jarreau	Midwest
1984	Hakeem Olajuwon	Midwest
1983	Hakeem Olajuwon	Midwest
1982	Rob Williams	Midwest

NCAA TOURNAMENT ALL-REGIONAL TEAM

2022	Jamal Shead	South
2021	DeJon Jarreau	Midwest
	Quentin Grimes	Midwest
1984	Hakeem Olajuwon	Midwest
	Michael Young	Midwest
1983	Larry Micheaux	Midwest
	Hakeem Olajuwon	Midwest
	Michael Young	Midwest
1982	Larry Micheaux	Midwest
	Rob Williams	Midwest
1968	Don Chaney	Midwest
	Elvin Hayes	Midwest
	Theodis Lee	Midwest
1967	Don Chaney	Midwest
	Elvin Hayes	Midwest
1966	Elvin Hayes	West
1961	Gary Phillips	Midwest

NIT ALL-TOURNAMENT TEAM

1977	Otis Birdsong
------	---------------

USBWA DISTRICT VI COACH of the YEAR

1983	Guy V. Lewis
1968	Guy V. Lewis

USBWA DISTRICT PLAYER of the YEAR

1984	Hakeem Olajuwon	District VI
1983	Clyde Drexler	District VI
1981	Rob Williams	District VI
1977	Otis Birdsong	District VI
1968	Elvin Hayes	District VI
1967	Elvin Hayes	District VI
1966	Elvin Hayes	District VI

USBWA ALL-DISTRICT

2021	Quentin Grimes	District VII
2019	Corey Davis Jr.	District VII
2018	Rob Gray	District VII
2017	Rob Gray	District VII
2013	TaShawn Thomas	District VII
	Joseph Young	District VII
2009	Aubrey Coleman	District VII
2008	Robert McKiver	District VII
2007	Robert McKiver	District VII
2000	Gee Gervin	District VII
1999	Gee Gervin	District VII
1997	Galen Robinson	
1995	Tim Moore	
1994	Anthony Goldwire	
1993	Charles Outlaw	

1990	Carl Herrera	District VI
1989	Craig Upchurch	District VI
1988	Richard Hollis	District VI
1986	Greg Anderson	District VI
	Alvin Franklin	District VI
	Rickie Winslow	District VI
1984	Hakeem Olajuwon	District VI
	Michael Young	District VI
1983	Clyde Drexler	District VI
	Larry Micheaux	District VI
	Hakeem Olajuwon	District VI
1982	Rob Williams	District VI
1981	Rob Williams	District VI
1978	Cecile Rose	District VI
1977	Otis Birdsong	District VI
1976	Otis Birdsong	District VI
1975	Louis Dunbar	District VI
	Otis Birdsong	District VI
1974	Louis Dunbar	District VI
1973	Louis Dunbar	District VI
	Dwight Jones	District VI
	Steve Newsome	District VI
1972	Dwight Davis	District VI
	Dwight Jones	District VI
1971	Dwight Davis	District VI
	Poo Welch	District VI
1970	Dwight Davis	District VI
	Ollie Taylor	District VI
1969	Ken Spain	District VI
	Ollie Taylor	District VI
1968	Don Chaney	District VI
	Elvin Hayes	District VI
	Ken Spain	District VI
1967	Don Chaney	District VI
	Elvin Hayes	District VI
1966	Joe Hamood	District VI
	Elvin Hayes	District VI
1965	Joe Hamood	District VI
1963	Lyle Harger	District VI
1961	Ted Luckenbill	District VI
	Gary Phillips	District VI
1956	Don Boldebuck	District VI

NABC DISTRICT 25 COACH of the YEAR

2022	Kelvin Sampson	District 25
2019	Kelvin Sampson	District 24
2018	Kelvin Sampson	District 24

NABC ALL-DISTRICT

2022	Fabian White Jr.	First Team	District 24
	Kyler Edwards	First Team	District 24
	Josh Carlton	Second Team	District 24
2021	Quentin Grimes	First Team	District 24
	Marcus Sasser	First Team	District 24
	Justin Gorham	Second Team	District 24
2020	Nate Hinton	First Team	District 24
2019	Corey Davis Jr.	First Team	District 25
	Armoni Brook	Second Team	District 25
2018	Rob Gray	First Team	District 25
2017	Damyean Dotson	Second Team	District 25
	Rob Gray	Second Team	District 25
2014	TaShawn Thomas	Second Team	District 25
2013	TaShawn Thomas	First Team	District 11
2010	Aubrey Coleman	First Team	District 11
2009	Aubrey Coleman	First Team	District 9
2008	Robert McKiver	First Team	District 9
2006	Lanny Smith	Second Team	District 9
2005	Andre Owens	Second Team	District 9
2003	Louis Truscott	Second Team	District 9

2000	Gee Gervin	First Team	District 9
1999	Gee Gervin	Second Team	District 9
1998	Galen Robinson	Second Team	District 9
1996	Tim Moore	First Team	District 9
	Kirk Ford	Second Team	District 9
1995	Tim Moore	Second Team	District 9
1994	Anthony Goldwire	First Team	District 9
1993	Charles Outlaw	First Team	District 9
	Anthony Goldwire	Second Team	District 9
1992	Craig Upchurch	First Team	District 9
	Charles Outlaw	Second Team	District 9
1991	Alvaro Tehran	Second Team	District 9
	Byron Smith	Second Team	District 9
1990	Carl Herrera	First Team	District 9
	Craig Upchurch	First Team	District 9
1989	Craig Upchurch	First Team	District 9
	Richard Hollis	Second Team	District 9
1988	Rolando Ferreira	First Team	District 9
	Richard Hollis	First Team	District 9
1987	Greg Anderson	First Team	District 9
	Ricky Winslow	Second Team	District 9
1986	Alvin Franklin	First Team	District 9
	Greg Anderson	First Team	District 9
1985	Alvin Franklin	First Team	District 9
1984	Hakeem Olajuwon	First Team	District 9
	Michael Young	First Team	District 9
	Alvin Franklin	Second Team	District 9
1983	Clyde Drexler	First Team	District 9
	Larry Micheaux	First Team	District 9
	Michael Young	First Team	District 9
	Hakeem Olajuwon	Second Team	District 9
1982	Rob Williams	First Team	District 9
1981	Rob Williams	First Team	District 9
1980	Rob Williams	Second Team	District 9
1978	Cecile Rose	Third Team	District 9
	Mike Schultz	Third Team	District 9
1977	Otis Birdsong	First Team	District 9
1976	Otis Birdsong	First Team	District 9
1975	Louis Dunbar	First Team	District 9
	Otis Birdsong	Second Team	District 9
1974	Louis Dunbar	First Team	District 9
1973	Dwight Jones	First Team	District 9
	Louis Dunbar	First Team	District 9
	Steve Newsome	Third Team	District 9
1972	Dwight Davis	First Team	District 9
	Dwight Jones	Second Team	District 9
1971	Poo Welch	First Team	District 9
	Dwight Davis	Second Team	District 9
1969	Ken Spain	Second Team	District 9
	George Reynolds	Third Team	District 9
1968	Elvin Hayes	First Team	District 9
	Don Chaney	First Team	District 9
	Ken Spain	Second Team	District 9
1967	Elvin Hayes	First Team	District 9
	Don Chaney	Third Team	District 9
	Gary Grider	Third Team	District 9
1966	Joe Hamood	First Team	District 9
	Elvin Hayes	First Team	District 9
1965	Joe Hamood	Second Team	District 9
1963	Lyle Harger	Second Team	District 9
1962	Don Schverak	Third Team	District 9
1961	Gary Phillips	First Team	District 9
	Ted Luckenbill	Second Team	District 9
1960	Gary Phillips	Second Team	District 9
1956	Don Boldebuck	First Team	District 9
1955	Don Boldebuck	First Team	District 9
	Jack Foster	First Team	District 9
1954	Jack Mosher	First Team	District 9
1952	Royce Ray	Honorable Mention	District 9



HONOR ROLL

CONFERENCE COACH of the YEAR

2022	Kelvin Sampson	American Athletic
2019	Kelvin Sampson	American Athletic
2018	Kelvin Sampson	American Athletic
1992	Pat Foster	SWC
1984	Guy V. Lewis	SWC
1983	Guy V. Lewis	SWC

CONFERENCE PLAYER of the DECADE

1980s	Hakeem Olajuwon	SWC
1970s	Otis Birdsong	SWC

CONFERENCE PLAYER of the YEAR

2021	Quentin Grimes	American Athletic (Co)
1993	Bo Outlaw	SWC
1984	Hakeem Olajuwon	SWC
1983	Clyde Drexler	SWC (Co)
	Michael Young	SWC (Co)
1981	Rob Williams	SWC
1977	Otis Birdsong	SWC

CONFERENCE DEFENSIVE PLAYER of the YEAR

2021	DeJon Jarreau	American Athletic
1993	Bo Outlaw	SWC
1992	Bo Outlaw	SWC

CONFERENCE SIXTH MAN of the YEAR

2019	DeJon Jarreau	American Athletic
2018	Armoni Brooks	American Athletic

CONFERENCE NEWCOMER of the YEAR

2009	Aubrey Coleman	C-USA
1993	Anthony Goldwire	SWC
1992	Bo Outlaw	SWC (Co)
	Sam Mack	SWC (Co)
1990	Carl Herrera	SWC
1988	Craig Upchurch	SWC
1984	Rickie Winslow	SWC
1981	Clyde Drexler	SWC
1980	Rob Williams	SWC

CONFERENCE MOST IMPROVED PLAYER

2021	Justin Gorham	American Athletic
------	---------------	-------------------

CONFERENCE FRESHMAN of the YEAR

2013	Danuel House	C-USA
------	--------------	-------

ALL-CONFERENCE

2022	Fabian White Jr.	First Team	American
	Josh Carlton	First Team	American
	Kyler Edwardes	Second Team	American
	Jamal Shead	Third Team	American
2021	Quentin Grimes	First Team	American
	DeJon Jarreau	Second Team	American
	Justin Gorham	Second Team	American
	Marcus Sasser	Second Team	American
2020	Nate Hinton	Second Team	American
	Caleb Mills	Second Team	American
2019	Corey Davis Jr.	First Team	American
	Armoni Brooks	Second Team	American
2018	(2) Rob Gray	First Team	American
2017	(2) Dameyan Dotson	First Team	American
	Rob Gray	First Team	American
2016	Devonta Pollard	Second Team	American
	Dameyan Dotson	Honorable Mention	American
2014	(2) TaShawn Thomas	Second Team	American
2013	TaShawn Thomas	First Team	C-USA
	Joseph Young	Third Team	C-USA
2010	(2) Aubrey Coleman	First Team	C-USA
2009	Aubrey Coleman	First Team	C-USA
	Kelvin Lewis	Third Team	C-USA

2008	(2) Robert McKiver	First Team	C-USA
	Dion Dowell	Third Team	C-USA
2007	Robert McKiver	First Team	C-USA
	(2) Oliver Lafayette	Second Team	C-USA
2006	Ramon Dyer	Second Team	C-USA
	Oliver Lafayette	Second Team	C-USA
	Lanny Smith	Third Team	C-USA
2005	Andre Owens	Second Team	C-USA
2003	(2) Louis Truscott	First Team	C-USA
2002	Louis Truscott	Third Team	C-USA
2000	(2) Gee Gervin	First Team	C-USA
1999	Gee Gervin	First Team	C-USA
	Kenny Younger	Third Team	C-USA
1998	(2) Galen Robinson	Third Team	C-USA
1997	Galen Robinson	Third Team	C-USA
1996	(2) Tim Moore	First Team	SWC
	Kirk Ford	Second Team	SWC
1995	Tim Moore	Second Team	SWC
1994	(2) Anthony Goldwire	Second Team	SWC
1993	(2) Bo Outlaw	First Team	SWC
	Anthony Goldwire	Second Team	SWC
1992	Derrick Daniels	Second Team	SWC
	David Diaz	Second Team	SWC
	Sam Mack	Second Team	SWC
	Bo Outlaw	Second Team	SWC
	(3) Craig Upchurch	Second Team	SWC
1991	(2) Byron Smith	Second Team	SWC
	Alvaro Teheran	Second Team	SWC
1990	Carl Herrera	First Team	SWC
	(3) Craig Upchurch	First Team	SWC
	Byron Smith	Second Team	SWC
1989	(3) Craig Upchurch	First Team	SWC
	(2) Richard Hollis	Second Team	SWC
1988	Richard Hollis	Second Team	SWC
1987	(2) Greg Anderson	First Team	SWC
	(3) Rickie Winslow	Second Team	SWC
1986	(2) Alvin Franklin	First Team	SWC
	Greg Anderson	Second Team	SWC
	(2) Rickie Winslow	Second Team	SWC
1985	Alvin Franklin	Second Team	SWC
	Rickie Winslow	Second Team	SWC
1984	(2) Hakeem Olajuwon	First Team	SWC
	(2) Michael Young	First Team	SWC
	Alvin Franklin	Second Team	SWC
1983	(3) Clyde Drexler	First Team	SWC
	Michael Young	First Team	SWC
	Larry Micheaux	Second Team	SWC
	Hakeem Olajuwon	Second Team	SWC
1982	(3) Rob Williams	First Team	SWC
	(2) Clyde Drexler	Second Team	SWC
1981	(2) Rob Williams	First Team	SWC
	Clyde Drexler	Second Team	SWC
1980	Rob Williams	First Team	SWC
	Larry Rogers	Second Team	SWC
1978	Cecil Rose	Second Team	SWC
	Charles Thompson	Second Team	SWC
1977	Otis Birdsong	First Team	SWC
	Mike Schultz	Second Team	SWC
1976	(2) Otis Birdsong	First Team	SWC
	David Marrs	Second Team	SWC
1961	(3) Gary Phillips	First Team	MVC
1960	(2) Gary Phillips	First Team	MVC
1959	Gary Phillips	First Team	MVC
1958	Russell Boone	Second Team	MVC
1957	Dan Dotson	Second Team	MVC
1956	(2) Don Boldebeck	First Team	MVC
	Art Helms	Second Team	MVC
1954	Don Boldebeck	First Team	MVC
	Jack Foster	Second Team	MVC
1954	Jack Moshler	Second Team	MVC
	Gary Shivers	Second Team	MVC
1952	Royce Ray	Second Team	MVC

1951	(3) Lloyd Hendrix	Second Team	MVC
1950	(2) Lloyd Hendrix	First Team	GSC
	David Rodriguez	First Team	GSC
	Herb Richardson	Second Team	GSC
1949	Dick Berg	Second Team	LSC
	(2) Louis Brown	Second Team	LSC
	Lloyd Hendrix	Second Team	LSC
1948	Louis Brown	Second Team	LSC
1947	(2) Guy V. Lewis	First Team	LSC
	(2) Willie Wells	First Team	LSC
1946	Guy V. Lewis	First Team	LSC
	Willie Wells	Second Team	LSC

CONFERENCE ALL-DEFENSIVE TEAM

2013	TaShawn Thomas	C-USA
2011	Zamal Nixon	C-USA
2009	Kelvin Lewis	C-USA
1995	Jermaine Johnson	SWC
1994	Rafael Carrasco	SWC
1993	Bo Outlaw	SWC
1992	Rafael Carrasco	SWC
	Bo Outlaw	SWC
1991	Darrell Mickens	SWC
	Alvaro Teheran	SWC
1989	Eduardo Drewnick	SWC
1988	Rolando Ferreira	SWC

CONFERENCE TOURNAMENT MOST VALUABLE/OUTSTANDING PLAYER

2022	Fabian White Jr	American Athletic
2021	Quentin Grimes	American Athletic
2010	Kelvin Lewis	C-USA
1984	Hakeem Olajuwon	SWC
1983	Michael Young	SWC
1981	Rob Williams	SWC
1978	Mike Schultz	SWC

CONFERENCE ALL-TOURNAMENT TEAM

2022	Fabian White Jr	American Athletic
	Kyler Edwards	American Athletic
	Taze Moore	American Athletic
2021	DeJon Jarreau	American Athletic
	Justin Gorham	American Athletic
2019	Corey Davis Jr.	American Athletic
	Armoni Brooks	American Athletic
2018	Rob Gray	American Athletic
	Corey Davis Jr.	American Athletic
2010	Kelvin Lewis	C-USA
	Aubrey Coleman	C-USA
2007	Robert McKiver	C-USA
	Oliver Lafayette	C-USA
2002	Marcus Oliver	C-USA
1993	Bo Outlaw	SWC
	David Diaz	SWC
1992	Sam Mack	SWC
	Craig Upchurch	SWC
1990	Carl Herrera	SWC
	Craig Upchurch	SWC
1988	Rolando Ferreira	SWC
1984	Hakeem Olajuwon	SWC
	Michael Young	SWC
1983	Michael Young	SWC
	Clyde Drexler	SWC
	Hakeem Olajuwon	SWC
1982	Rob Williams	SWC
1981	Rob Williams	SWC
	Michael Young	SWC
1979	Kenneth Williams	SWC
1978	Mike Schultz	SWC
	Kenneth Williams	SWC
1977	Otis Birdsong	SWC
1976	Otis Birdsong	SWC

HONOR ROLL

CONFERENCE ALL-ROOKIE TEAM

2018	Fabian White Jr.	American
2016	Galen Robinson, Jr.	American

CONFERENCE ALL-NEWCOMER TEAM

1993	Anthony Goldwire	SWC
1992	Sam Mack	SWC
	Bo Outlaw	SWC
1990	Carl Herrera	SWC
1989	Derrick Daniels	SWC
1988	Richard Hollis	SWC
	Craig Upchurch	SWC
1984	Rickie Winslow	SWC
1983	Alvin Franklin	SWC
1981	Clyde Drexler	SWC
	Michael Young	SWC
1980	Rob Williams	SWC

CONFERENCE ALL-FRESHMEN TEAM

2020	Caleb Mills	American
	Marcus Sasser	American
2019	Nate Hinton	American
2013	Danuel House	C-USA
2012	TaShawn Thomas	C-USA
	Joseph Young	C-USA
2001	Alton Ford	C-USA
2000	George Williams	C-USA

REESE'S ALL-STAR GAME

2019	Corey Davis Jr.
	Galen Robinson Jr.
2010	Aubrey Coleman

EAST-WEST ALL-STAR GAME

1977	Otis Birdsong
1972	Dwight Davis
1970	Ollie Taylor
1969	George Reynolds
	Ken Spain
1968	Don Chaney
	Elvin Hayes
1963	Lyle Harger
1961	Gary Phillips
1956	Don Boldebuck

PIZZA HUT ALL-STAR GAME

1975	Louis Dunbar
1974	Sidney Edwards

ALOHA ALL-STAR GAME ALL-TOURNAMENT TEAM

1983	Larry Micheaux
------	----------------

ALOHA ALL-STAR GAME

1984	Michael Young
1983	Larry Micheaux

GREAT CLIPS SLAM DUNK CHAMPION

2022	Taze Moore
------	------------

AMERICAN ATHLETIC CONFERENCE ALL-ACADEMIC TEAM

2021-22	Ryan Elvin	
2020-21	Caleb Broodo	Ryan Elvin
	Brison Gresham	DeJon Jarreau
	Kiyron Powell	J'Wan Roberts
	Marcus Sasser	Jamal Shead
	Cameron Tyson	Fabian White Jr.
2019-20	Caleb Broodo	Quentin Grimes
	J'Wan Roberts	Cameron Tyson

2015-16	Wes VanBeck
2014-15	Mikhail McLean
2013-14	Danrad Knowles Mikhail McLean

CONFERENCE USA WINTER SPIRIT OF SERVICE AWARD

2013-14	Mikhail McLean
---------	----------------

CONFERENCE USA ALL-ACADEMIC TEAM

2008-09	Sean Coleman
---------	--------------

CONFERENCE USA COMMISSIONER'S HONOR ROLL

2012-13	Danuel House	Mikhail McLean
	Tione Womack	
2011-12	LeRon Barnes	Rakim Stevenson
	Jherrod Stiggers	TaShawn Thomas
2010-11	Mikhail McLean	
2003-04	Bryan Shelton	
2002-03	Bryan Shelton	
2001-02	Bryan Shelton	

CONFERENCE ACADEMIC HONOR TEAM

1993-94	Rafael Carrasco	SWC
1991-92	Rafael Carrasco	SWC
1988-89	Eduardo Drewnick	SWC
1987-88	Rolando Ferreira	SWC

BASKETBALL WEEKLY PLAYER of the WEEK

Feb. 9, 1981	Rob Williams
--------------	--------------

CONFERENCE PLAYERS of the WEEK

Feb. 28, 2022	Fabian White Jr.	American Athletic
Feb. 7, 2022	Fabian White Jr.	American Athletic
Jan. 24, 2022	Kyler Edwards	American Athletic
Jan. 17, 2022	Kyler Edwards	American Athletic
Jan. 10, 2022	Josh Carlton	American Athletic
Nov. 15, 2020	Marcus Sasser	American Athletic
March 1, 2021	Quentin Grimes	American Athletic
Jan. 25, 2021	Quentin Grimes	American Athletic
Jan. 11, 2021	Marcus Sasser	American Athletic
Nov. 30, 2020	Marcus Sasser	American Athletic
Dec. 30, 2019	Fabian White Jr.	American Athletic
Dec. 9, 2019	Quentin Grimes	American Athletic
March 11, 2019	Corey Davis Jr.	American Athletic
Feb. 11, 2019	Corey Davis Jr.	American Athletic
Dec. 17, 2018	Galen Robinson Jr.	American Athletic
Dec. 3, 2018	Armoni Brooks	American Athletic
March 5, 2018	Rob Gray	American Athletic
Feb. 12, 2018	Armoni Brooks	American Athletic
Jan. 2, 2017	Rob Gray	American Athletic
Feb 29, 2016	Damyean Dotson	American Athletic
Feb. 1, 2016	Rob Gray, Jr.	American Athletic
Dec. 7, 2015	Devonta Pollard	American Athletic
Nov. 17, 2014	Devonta Pollard	American Athletic
Dec. 16, 2013	TaShawn Thomas	American Athletic
Nov. 25, 2013	TaShawn Thomas	American Athletic
Feb. 18, 2013	TaShawn Thomas	C-USA
Dec. 10, 2012	Joseph Young	C-USA
Feb. 20, 2012	Jonathon Simmons	C-USA
Nov. 21, 2011	Alandise Harris	C-USA
Nov. 15, 2010	Maurice McNeil	C-USA
March 8, 2010	Aubrey Coleman	C-USA
Jan. 18, 2010	Aubrey Coleman	C-USA
Dec. 28, 2009	Aubrey Coleman	C-USA
Nov. 30, 2009	Aubrey Coleman	C-USA
Nov. 23, 2009	Aubrey Coleman	C-USA
March 3, 2009	Aubrey Coleman	C-USA
Feb. 9, 2009	Aubrey Coleman	C-USA
March 3, 2008	Robert McKiver	C-USA
Feb. 11, 2008	Robert McKiver	C-USA

Dec. 3, 2007	Robert McKiver	C-USA
Nov. 26, 2007	Brockeith Pane	C-USA
Jan. 15, 2007	Robert McKiver	C-USA
Dec. 26, 2006	Dion Dowell	C-USA
Nov. 20, 2006	Robert McKiver	C-USA
Feb. 6, 2006	Ramon Dyer	C-USA
Jan. 9, 2006	Ramon Dyer	C-USA
Dec. 5, 2005	Oliver Lafayette	C-USA
Dec. 29, 2003	Andre Owens	C-USA
Jan. 27, 2003	Louis Truscott	C-USA
Feb. 18, 2002	Louis Truscott	C-USA
Jan. 21, 2002	Louis Truscott	C-USA
Dec. 13, 1999	Kenny Younger	C-USA
Jan. 18, 1999	Kenny Younger	C-USA
Feb. 20, 1996	Tim Moore	SWC
Jan. 23, 1996	Tim Moore	SWC
Dec. 5, 1995	Kenya Capers	SWC
Feb. 6, 1995	Tim Moore	SWC
Dec. 12, 1994	Tim Moore	SWC
Jan. 5, 1993	Bo Outlaw	SWC
Dec. 21, 1992	Bo Outlaw	SWC
Dec. 23, 1991	Craig Upchurch	SWC
Dec. 16, 1991	Craig Upchurch	SWC
Dec. 2, 1991	Sam Mack	SWC
Feb. 18, 1991	Byron Smith	SWC
March 5, 1990	Carl Herrera	SWC
Feb. 27, 1990	Carl Herrera	SWC
Jan. 31, 1989	Craig Upchurch	SWC
Jan. 10, 1989	Craig Upchurch	SWC
Nov. 29, 1988	Richard Hollis	SWC
Feb. 13, 1983	Michael Young	SWC
Feb. 6, 1983	Clyde Drexler	SWC
Jan. 23, 1983	Larry Micheaux	SWC
Jan. 9, 1983	Hakeem Olajuwon	SWC
Feb. 9, 1981	Rob Williams	SWC
Feb. 2, 1981	Rob Williams	SWC

THE AMERICAN FRESHMAN of the WEEK

Dec. 7, 2020	Tramon Mark
Nov. 30, 2020	Tramon Mark
March 2, 2020	Marcus Sasser
Jan. 27, 2020	Caleb Mills
Dec. 16, 2019	Caleb Mills
March 11, 2019	Nate Hinton
Feb. 11, 2019	Cedrick Alley Jr.
Jan. 7, 2019	Nate Hinton
Nov. 26, 2018	Cedrick Alley Jr.

THE AMERICAN ROOKIE of the WEEK

Jan. 29, 2018	Fabian White Jr.
Nov. 27, 2017	Fabian White Jr.
Feb. 1, 2016	Galen Robinson Jr.
Jan. 20, 2014	Danrad Knowles
Jan. 6, 2014	Danrad Knowles

CONFERENCE USA ROOKIE of the WEEK

March 2, 2009	Aubrey Coleman
Jan. 12, 2009	Aubrey Coleman
Dec. 29, 2008	Aubrey Coleman
Dec. 22, 2008	Aubrey Coleman
Nov. 17, 2008	Aubrey Coleman

CONFERENCE USA FRESHMAN of the WEEK

Jan. 21, 2013	Danuel House
Dec. 31, 2012	Danuel House
Dec. 17, 2012	Danuel House
Feb. 27, 2012	Joseph Young
Jan. 2, 2012	TaShawn Thomas
Nov. 14, 2011	TaShawn Thomas
Jan. 17, 2011	Alandise Harris



HONOR ROLL

CONFERENCE NEWCOMER of the WEEK

Feb. 21, 1994	Tim Moore	SWC
Feb. 14, 1994	Tim Moore	SWC

AMERICAN ATHLETIC CONFERENCE WEEKLY HONOR ROLL

March 7, 2022	Fabian White Jr.
Feb. 21, 2022	Josh Carlton
Jan. 31, 2022	Josh Carlton
Jan. 3, 2022	Fabian White Jr.
Dec. 27, 2021	Josh Carlton
Dec. 20, 2021	Jamal Shead
Dec. 13, 2021	Marcus Sasser
Dec. 6, 2021	Marcus Sasser
Nov. 29, 2021	Fabian White Jr.
Nov. 22, 2021	Marcus Sasser
March 8, 2021	DeJon Jarreau
Feb. 22, 2021	Quentin Grimes
Feb. 15, 2021	Quentin Grimes
Feb. 1, 2021	Cameron Tyson
Jan. 18, 2021	Justin Gorham
Jan. 4, 2021	Justin Gorham
Dec. 28, 2020	Quentin Grimes
Dec. 21, 2020	Quentin Grimes
Dec. 7, 2020	Quentin Grimes
Feb. 24, 2020	Caleb Mills
Feb. 10, 2020	Nate Hinton
Jan. 27, 2020	DeJon Jarreau
Jan. 20, 2020	DeJon Jarreau
Jan. 13, 2020	Caleb Mills
Jan. 6, 2020	Nate Hinton
Dec. 23, 2019	Nate Hinton
Dec. 16, 2019	Nate Hinton
Dec. 2, 2019	Nate Hinton
Nov. 25, 2019	Nate Hinton
Feb. 25, 2019	DeJon Jarreau
Feb. 18, 2019	Armoni Brooks
Feb. 4, 2019	DeJon Jarreau
Jan. 28, 2019	Armoni Brooks
Jan. 21, 2019	Corey Davis Jr.
Dec. 24, 2018	Armoni Brooks
Dec. 10, 2018	Galen Robinson Jr.
Nov. 26, 2018	Corey Davis Jr.
Feb. 26, 2018	Rob Gray
Feb. 19, 2018	Devin Davis
Feb. 5, 2018	Corey Davis Jr.
Jan. 29, 2018	Corey Davis Jr.
Jan. 22, 2018	Rob Gray
Jan. 15, 2018	Rob Gray
Jan. 2, 2018	Breaon Brady
Dec. 25, 2017	Rob Gray
Dec. 11, 2017	Rob Gray
Dec. 4, 2017	Devin Davis
Nov. 20, 2017	Rob Gray
Nov 13, 2017	Rob Gray
Feb. 27, 2017	Damyean Dotson
Feb. 20, 2017	Rob Gray
Feb. 13, 2017	Damyean Dotson
Feb. 6, 2017	Damyean Dotson
Jan. 30, 2017	Rob Gray
Jan. 16, 2017	Rob Gray
Jan. 9, 2017	Damyean Dotson
Dec. 19, 2016	Damyean Dotson
Dec. 12, 2016	Rob Gray
Dec. 5, 2016	Rob Gray
Nov. 28, 2016	Devin Davis
Nov. 7, 2016	Devin Davis
Feb. 22, 2016	Devonta Pollard
Feb. 8, 2016	Devonta Pollard
Jan. 4, 2016	Rob Gray, Jr.
Dec. 28, 2015	Damyean Dotson

Dec. 14, 2015	Rob Gray, Jr.
Nov. 30, 2015	Rob Gray, Jr.
Nov. 23, 2015	Devonta Pollard
March 9, 2015	Devonta Pollard
March 2, 2015	Devonta Pollard
Feb. 3, 2015	L.J. Rose
Jan. 19, 2015	Danrad Knowles
Dec. 29, 2014	Jherrod Stiggers
Dec. 8, 2014	Devonta Pollard
Nov. 24, 2014	Devonta Pollard
March 3, 2014	TaShawn Thomas
Jan. 20, 2014	TaShawn Thomas
Dec. 16, 2013	Danrad Knowles

McDONALD'S HIGH SCHOOL ALL-AMERICANS

2021-22	Jarace Walker
2017-18	Quentin Grimes <i>Originally signed with Kansas</i>
2011-12	Devonta Pollard <i>Originally signed with Alabama</i>
1999-00	Alton Ford
1982-83	Rickie Winslow

HISTORY

NO
ONE
COVERS
THE
COURT
LIKE

UHCougars.com



PHOTOS | SCHEDULES | SCORES | LIVE | GAME STATS | HIGHLIGHTS



NCAA TOURNAMENT HISTORY

NCAA TOURNAMENT HISTORY

NCAA Tournament National Championship Game Appearances	(2) 1984, 1983
NCAA Final Four Appearances	(6) 2021, 1984, 1983, 1982, 1968, 1967
NCAA Elite Eight Appearances	(7) 2022, 2021, 1984, 1983, 1982, 1968, 1967
NCAA Sweet 16 Appearances	(14) 2022, 2021, 2019, 1984, 1983, 1982, 1971, 1970, 1968, 1967, 1966, 1965, 1961, 1956
NCAA Tournament Appearances	(23) 2022, 2021, 2019, 2018, 2010, 1992, 1990, 1987, 1984, 1983, 1982, 1981, 1978, 1973, 1972, 1971, 1970, 1968, 1967, 1966, 1965, 1961, 1956
NCAA Tournament Record	36-28 (.563)
NCAA Final Four Most Outstanding Player	(1) Hakeem Olajuwon (1984)
NCAA All-Final Four Team Members	(5) Alvin Franklin (1984), Hakeem Olajuwon (1984), Michael Young (1984), Hakeem Olajuwon (1983), Elvin Hayes (1968)
NCAA All-Regional Team Members	17

2022 • ELITE EIGHT

No. 5 Seed • South Region • First/Second Rounds
PPG Paints Arena • Pittsburgh

March 18	W	82-68	(12) UAB
March 20	W	68-53	(4) Illinois

South Regional • AT&T Center • San Antonio, Texas

March 24	W	72-60	#2/2 (1) Arizona
March 26	L	44-50	vs. #6/5 (2) Villanova

Regional All-Tournament Team: Jamal Shead

2021 • FINAL FOUR

No. 2 Seed • Midwest Region • First Round
Simon Skjoldt Assembly Hall • Bloomington, Ind.

March 19	W	87-56	(15) Cleveland State
----------	---	-------	----------------------

Second Round • Lucas Oil Stadium • Unity Court • Indianapolis

March 21	W	63-60	(10) Rutgers
----------	---	-------	--------------

Sweet 16 • Hinkle Fieldhouse • Indianapolis

March 27	W	62-46	(11) Syracuse
----------	---	-------	---------------

Elite Eight • Lucas Oil Stadium • Equality Court • Indianapolis

March 29	W	67-61	(12) Oregon State
----------	---	-------	-------------------

Regional Most Outstanding Player: DeJon Jarreau

Regional All-Tournament Team: Quentin Grimes

Final Four • Lucas Oil Stadium • Unity Court • Indianapolis

April 3	L	59-78	#3/3 (1) Baylor
---------	---	-------	-----------------

2020

Seed Unknown • Region Unknown
Arena Unknown • City Unknown

Canceled due to COVID-19 pandemic

2019 • SWEET 16

No. 3 Seed • Midwest Region • First/Second Rounds
BOK Center • Tulsa, Okla.

March 22	W	84-55	(14) Georgia State
March 24	W	74-59	(11) Ohio State

Midwest Regional • Sprint Center • Kansas City, Mo.

March 29	L	58-62	#7/7 (2) Kentucky
----------	---	-------	-------------------

2018 • SECOND ROUND

No. 6 Seed • West Region • First/Second Rounds
Intrust Bank Arena • Wichita, Kan.

March 15	W	67-65	(11) rv/rv San Diego State
March 17	L	63-64	#7/7 (3) Michigan

2010

No. 13 Seed • Midwest Region • First Round
Spokane Veterans Memorial Arena • Spokane, Wash.

March 19	L	77-89	#20/20 (13) Maryland
----------	---	-------	----------------------

1992

No. 10 Seed • Midwest Region • First Round
Bradley Center • Milwaukee, Wisc.

March 19	L	60-65	(7) Georgia Tech
----------	---	-------	------------------

1990

No. 8 Seed • Southeast Region • First Round
Thompson-Boling Arena • Knoxville, Tenn.

March 15	L	66-70	(9) UC Santa Barbara
----------	---	-------	----------------------

1987

No. 12 Seed • Southeast Region • First Round
The Omni • Atlanta, Ga.

March 13	L	55-66	(5) Kansas
----------	---	-------	------------

1984 • NATIONAL FINALIST

No. 2 Seed • Midwest Region • First/Second Rounds
Mid-South Coliseum • Memphis, Tenn.

March 17	W	77-69	(10) Louisiana Tech
----------	---	-------	---------------------

Midwest Regional • The Arena • St. Louis, Mo.

March 23	W	78-71	(6) Memphis
----------	---	-------	-------------

March 25	W	68-63	(4) Wake Forest
----------	---	-------	-----------------

Regional Most Outstanding Player: Hakeem Olajuwon

Regional All-Tournament Team: Hakeem Olajuwon, Michael Young

Final Four • Kingdome • Seattle

March 31	W	49-47 (OT)	(7 - East) Virginia
----------	---	------------	---------------------

April 2	L	75-84	(1 - West) Georgetown
---------	---	-------	-----------------------

Final Four Most Outstanding Player: Hakeem Olajuwon

Final Four All-Tournament Team: Alvin Franklin, Hakeem Olajuwon, Michael Young

1983 • NATIONAL FINALIST

No. 1 Seed • Midwest Region • First/Second Rounds
The Summit • Houston

March 19	W	60-50	(8) Maryland
----------	---	-------	--------------

Midwest Regional • Kemper Arena • Kansas City, Mo.

March 25	W	70-63	(4) Memphis
----------	---	-------	-------------

March 27	W	89-71	(3) Villanova
----------	---	-------	---------------

Regional Most Outstanding Player: Hakeem Olajuwon

Regional All-Tournament Team: Larry Micheaux, Hakeem Olajuwon, Michael Young

Final Four • University Arena • Albuquerque, N.M.

April 2	W	94-81	(1 - East) Louisville
---------	---	-------	-----------------------

April 4	L	52-54	(6 - West) NC State
---------	---	-------	---------------------

Final Four All-Tournament Team: Hakeem Olajuwon

1982 • NCAA FINAL FOUR

No. 6 Seed • Midwest Region • First/Second Rounds
Mabee Center • Tulsa, Okla.

March 11	W	94-84	(11) Alcorn State
----------	---	-------	-------------------

March 13	W	78-74	(3) Tulsa
----------	---	-------	-----------

Midwest Regional • Checkerdome • St. Louis, Mo.

March 19	W	79-78	(2) Missouri
----------	---	-------	--------------

March 21	W	99-92	(8) Boston College
----------	---	-------	--------------------

Regional Most Outstanding Player: Rob Williams

Regional All-Tournament Team: Larry Micheaux, Rob Williams

Final Four • Louisiana Superdome • New Orleans

March 27	L	63-68	(1 - East) North Carolina
----------	---	-------	---------------------------

1981

No. 8 Seed • East Region • First Round
Charlotte Coliseum • Charlotte, N.C.

March 13	L	72-90	(9) Villanova
----------	---	-------	---------------

1978

Midwest Region • First Round
Mabee Center • Tulsa, Okla.

March 10	L	77-100	Notre Dame
----------	---	--------	------------

VS. NCAA TOURNAMENT OPPONENTS

Team	Record	Pct.	Stk.	Last
Alcorn State	1-0	1.000	W1	3/11/82
Arizona	1-0	1.000	W1	3/24/22
Baylor	0-1	.000	L1	4/3/21
Boston College	1-0	1.000	W1	3/21/82
Cleveland State	1-0	1.000	W1	3/19/21
Colorado State	1-0	1.000	W1	3/7/66
Dayton	1-0	1.000	W1	3/7/70
Drake	0-1	.000	L1	3/12/70
Georgetown	0-1	.000	L1	4/2/84
Georgia State	1-0	1.000	W1	3/22/19
Georgia Tech	0-1	.000	L1	3/19/92
Illinois	1-0	1.000	W1	3/20/22
Kansas	1-2	.333	L2	3/13/87
Kansas State	0-3	.000	L3	3/14/70
Kentucky	0-1	.000	L1	3/29/19
Louisiana	0-1	.000	L1	3/10/73
Louisiana Tech	1-0	1.000	W1	3/17/84
Louisville	2-0	1.000	W2	4/2/83
Loyola Chicago	1-0	1.000	W1	3/9/68
Marquette	1-0	1.000	W1	3/15/61
Maryland	1-1	.500	L1	3/19/10
Memphis	2-0	1.000	W2	3/23/84
Michigan	0-1	.000	L1	3/17/18
Missouri	1-0	1.000	W1	3/19/82
New Mexico State	2-0	1.000	W2	3/13/71
NC State	0-1	.000	L1	4/4/83
North Carolina	1-1	.500	L1	3/27/82
Notre Dame	2-1	.667	L1	3/10/78
Ohio State	1-1	.500	W1	3/24/19
Oklahoma State	0-1	.000	L1	3/12/65
Oregon State	1-1	.500	W1	3/29/21
Pacific	1-0	1.000	W1	3/12/66
Rutgers	1-0	1.000	W1	3/21/21
San Diego State	1-0	1.000	W1	3/15/18
SMU	1-2	.333	W1	3/19/67
Syracuse	1-0	1.000	W1	3/27/21
TCU	1-0	1.000	W1	3/16/68
Texas	0-1	.000	L1	3/11/72
Texas Tech	0-1	.000	L1	3/18/61
Tulsa	1-0	1.000	W1	3/13/82
UAB	1-0	1.000	W1	3/18/22
UCLA	0-2	.000	L2	3/22/68
UC Santa Barbara	0-1	.000	L1	3/15/90
Villanova	1-2	.333	L1	3/26/22
Virginia	1-0	1.000	W1	3/31/84
Wake Forest	1-0	1.000	W1	3/25/84
Totals	36-28	.563	L1	3/26/22

HISTORY

NCAA TOURNAMENT HISTORY

NCAA TOURNAMENT CAREER LEADERS

Points				
Rk.	Pts.	Name	School	Years (Games)
1.	407	Christian Laettner	Duke	1989-92 (23)
2.	358	Elvin Hayes	Houston	1966-68 (13)
3.	328	Danny Manning	Kansas	1985-88 (16)
4.	325	Tyler Hansbrough	North Carolina	2006-09 (17)
5.	324	Oscar Robertson	Cincinnati	1958-60 (10)

Rebounds				
Rk.	Pts.	Name	School	Years (Games)
1.	222	Elvin Hayes	Houston	1966-68 (13)
2.	201	Lew Alcindor	UCLA	1967-69 (12)
3.	198	Tom Gola	La Salle	1954-55 (1)
4.	197	Jerry Lucas	Ohio State	1960-62 (12)
5.	181	Nick Collison	Kansas	2000-03 (16)
6.	176	Bill Walton	UCLA	1972-74 (12)
7.	169	Christian Laettner	Duke	1989-92 (23)
8.	165	Tim Duncan	Wake Forest	1994-97 (11)
9.	160	Paul Hogue	Cincinnati	1960-62 (12)
10.	157	Sam Lacey	New Mexico St.	1968-70 (11)
11.	155	Derrick Coleman	Syracuse	1987-90 (14)
12.	153	Hakeem Olajuwon	Houston	1982-84 (15)

Rebounding Average				
Rk.	Avg.	Name	School	Years (Games)
1.	19.8	Tom Gola	La Salle	1954-55 (10)
2.	19.7	John Green	Michigan State	1957-79 (6)
3.	19.2	Artis Gilmore	Jacksonville	1970-71 (6)
4.	18.5	Paul Silas	Creighton	1962-64 (6)
5.	17.13	Len Chappell	Wake Forest	1961-62 (8)
6.	17.08	Elvin Hayes	Houston	1966-68 (13)

Field Goals				
Rk.	Pts.	Name	School	Years (Games)
1.	152	Elvin Hayes	Houston	1966-68 (13)
2.	140	Danny Manning	Kansas	1985-88 (16)
t3.	128	Glen Rice	Michigan	1986-89 (13)
t3.	128	Christian Laettner	Duke	1989-92 (23)
5.	123	Corliss Williamson	Arkansas	1993-95 (15)

1973

Midwest Region - First Round Henry Levitt Arena - Wichita, Kan.

March 10	L	89-102	Louisiana-Lafayette
----------	---	--------	---------------------

1972

Midwest Region - First Round Pan American Center - Las Cruces, N.M.

March 11	L	74-85	Texas
----------	---	-------	-------

1971

Midwest Region - First Round Hofheinz Pavilion - Houston

March 13	W	72-69	New Mexico State
----------	---	-------	------------------

Midwest Regional - Henry Levitt Arena - Wichita Kan.

March 18	L	77-78	Kansas
March 20	W	119-106	Notre Dame

1970

Midwest Region - First Round Daniel-Meyer Coliseum - Fort Worth, Texas

March 7	W	71-64	Dayton
---------	---	-------	--------

Midwest Regional - Allen Fieldhouse - Lawrence, Kan.

March 12	L	87-92	Drake
----------	---	-------	-------

Regional Third Place - Allen Fieldhouse - Lawrence, Kan.

March 14	L	98-107	Kansas State
----------	---	--------	--------------

1968 • NCAA FINAL FOUR

Midwest Region - First Round - Salt Lake City

March 9	W	94-76	Loyola (Chicago)
---------	---	-------	------------------

Midwest Regional - Henry Levitt Arena - Wichita, Kan.

March 15	W	91-75	Louisville
----------	---	-------	------------

March 16	W	103-68	TCU
----------	---	--------	-----

All-Tournament Team: Don Chaney, Elvin Hayes, Theodis Lee

Final Four - Memorial Sports Arena - Los Angeles

March 22	L	69-101	UCLA
----------	---	--------	------

Final Four - Consolation Memorial Sports Arena - Los Angeles

March 25	L	85-89	Ohio State
----------	---	-------	------------

Final Four All-Tournament Team: Elvin Hayes

1967 • NCAA FINAL FOUR

Midwest Region - First Round CSU Auditorium - Fort Collins, Colo.

March 11	W	59-58	New Mexico State
----------	---	-------	------------------

Midwest Regional - Allen Field House - Lawrence, Kan.

March 17	W	66-53	Kansas
----------	---	-------	--------

March 19	W	83-75	SMU
----------	---	-------	-----

All-Tournament Team: Don Chaney, Elvin Hayes

Final Four - Freedom Hall - Louisville, Ky.

March 24	L	58-73	UCLA
----------	---	-------	------

Final Four - Consolation - Freedom Hall - Louisville, Ky.

March 25	W	84-62	North Carolina
----------	---	-------	----------------

1966

West Region - First Round Henry Levitt Arena - Wichita, Kan.

March 7	W	82-76	Colorado State
---------	---	-------	----------------

West Regional - Pauley Pavilion - Los Angeles

March 11	L	60-63	Oregon State
----------	---	-------	--------------

Regional Consolation - Pauley Pavilion - Los Angeles

March 12	W	102-91	Pacific
----------	---	--------	---------

1965

Midwest Region - First Round Lubbock Coliseum - Lubbock, Texas

March 8	W	99-98	Notre Dame
---------	---	-------	------------

Midwest Regional - Ahearn Fieldhouse - Manhattan, Kan.

March 12	L	60-75	Oklahoma State
----------	---	-------	----------------

Midwest Regional Consolation - Ahearn Fieldhouse Manhattan, Kan.

March 13	L	87-89	SMU
----------	---	-------	-----

HOUSTON by SEEDING

The NCAA began seeding teams in 1979

Team	Record	Pct.	Stk.	Last
No. 1	4-1	.800	L1	1983
No. 2	8-2	.800	L1	2021
No. 3	2-1	1.000	L1	2019
No. 4	0-0	.000	---	---
No. 5	3-1	.750	L1	2022
No. 6	5-2	.714	L1	2018
No. 7	0-0	.000	---	---
No. 8	0-2	.000	L2	1990
No. 9	0-0	.000	---	---
No. 10	0-1	.000	L1	1992
No. 11	0-0	.000	---	---
No. 12	0-1	.000	L1	1987
No. 13	0-1	.000	L1	2010
No. 14	0-0	.000	---	---
No. 15	0-0	.000	---	---
No. 16	0-0	.000	---	---
Seeded	22-12	.647	L1	2022
Unseeded	14-16	.467	L3	1978
Totals	36-28	.563	L1	2022

HOUSTON vs. SEEDING

Team	Record	Pct.	Stk.	Last
No. 1	2-3	.400	W1	2022
No. 2	1-2	.333	L2	2022
No. 3	2-1	.667	L1	2018
No. 4	3-0	1.000	W3	1984
No. 5	0-1	.000	L1	1987
No. 6	1-1	.500	W1	1984
No. 7	1-1	.500	W1	1992
No. 8	2-0	1.000	W2	1983
No. 9	0-2	.000	L2	1990
No. 10	2-0	1.000	W2	2021
No. 11	4-0	1.000	W4	2021
No. 12	2-0	1.000	W2	2022
No. 13	0-1	.000	L1	2010
No. 14	1-0	1.000	W1	2019
No. 15	1-0	1.000	W1	2021
No. 16	0-0	.000	---	---
Seeded	22-12	.647	L1	2022
Unseeded	14-16	.467	L3	1978
Totals	36-28	.563	L1	2022

1961

Midwest Region - First Round - Delmar Gym - Houston

March 15	W	77-61	Marquette
----------	---	-------	-----------

Midwest Regional - Allen Fieldhouse - Lawrence, Kan.

March 17	L	64-75	Kansas State
----------	---	-------	--------------

Midwest Regional Consolation - Allen Fieldhouse Lawrence, Kan.

March 18	L	67-69	Texas Tech
----------	---	-------	------------

All-Tournament Team: Gary Phillips

1956

West Region - Second Round Allen Fieldhouse - Lawrence, Kan.

March 16	L	74-89	SMU
----------	---	-------	-----

West Regional Consolation - Allen Fieldhouse Lawrence, Kan.

March 17	L	70-89	Kansas State
----------	---	-------	--------------



CONFERENCE TOURNAMENTS HISTORY

CONFERENCE TOURNAMENT HISTORY

Tournament Championships	(8) 2022, 2021, 2010, 1992, 1984, 1983, 1981, 1978
Championship Game Appearances	(15) 2022, 2021, 2019, 2018, 2010, 2007, 1993, 1992, 1990, 1984, 1983, 1982, 1981, 1978, 1977
Semifinal Appearances	(13) 2022, 2021, 2019, 2018, 2014, 2009, 2006, 2002, 1995, 1992, 1988, 1987, 1979
Conference Tournament Appearances	(45) 2022, 2021, 2019, 2018, 2017, 2016, 2015, 2014, 2013, 2012, 2011, 2010, 2009, 2008, 2007, 2006, 2005, 2003, 2002, 2001, 2000, 1999, 1998, 1997, 1996, 1995, 1994, 1993, 1992, 1991, 1990, 1989, 1988, 1987, 1986, 1984, 1985, 1983, 1982, 1981, 1980, 1979, 1978, 1977, 1976
Conference Tournament Record	53-37 (.589 overall (12-6 in The American; 13-15 in C-USA; 28-16 in SWC)
Conference Tournament Most Outstanding Player	(7) Fabian White Jr. (2022), Quentin Grimes (2021), Kelvin Lewis (2010), Hakeem Olajuwon (1984), Michael Young (1983), Rob Williams (1981), Mike Schultz (1978)
Conference All-Tournament Team Members	30

THE AMERICAN

2022 (3-0) • CHAMPIONS

No. 1 Seed • Dickies Arena • Fort Worth, Texas

March 11	W	69-56	vs. (8) Cincinnati
March 12	W	86-66	vs. (5) Tulane
March 13	W	71-53	vs. (3) Memphis

Most Outstanding Player: Fabian White Jr.

All-Tournament Team: Tyler Edwards, Taze Moore

2021 (3-0) • CHAMPIONS

No. 2 Seed • Dickies Arena • Fort Worth, Texas

March 12	W	77-52	vs. (10) Tulane
March 13	W	76-74	vs. (3) Memphis
March 14	W	91-54	vs. (5) Cincinnati

Most Outstanding Player: Quentin Grimes

All-Tournament Team: DeJon Jarreau, Justin Gorham

2020 (0-0) • COVID – Was not played

No. 2 Seed • Dickies Arena • Fort Worth, Texas

March 13	NA	NA	vs. (7) SMU/(10) Temple
----------	----	----	-------------------------

Canceled due to COVID-19 (coronavirus) pandemic

2019 (2-1) • Finalist

No. 1 Seed • FedExForum • Memphis, Tenn.

March 15	W	84-45	vs. (9) UConn
March 16	W	61-58	at (5) Memphis
March 17	L	57-69	vs. (2) #24/23 Cincinnati

All-Tournament Team: Corey Davis Jr., Armoni Brooks

2018 (2-1) • Finalist

No. 3 Seed • Amway Center • Orlando

March 9	W	84-56	vs. (6) UCF
March 10	W	77-74	vs. (2) #11/14 Wichita State
March 11	L	55-56	vs. (1) #8/8 Cincinnati

All-Tournament Team: Rob Gray, Corey Davis Jr.

2017 (0-1)

No. 3 Seed • XL Center • Hartford, Conn.

March 10	L	65-74	vs. (3) UConn
----------	---	-------	---------------

2016 (0-1)

No. 2 Seed • Amway Center • Orlando

March 11	L	69-72	vs. (10) Tulane
----------	---	-------	-----------------

2015 (1-1)

No. 10 Seed • XL Center • Hartford, Conn.

March 12	W	66-60	vs. (7) Tulane
March 13	L	51-59	vs. (2) Tulsa

2014 (1-1)

No. 6 Seed • FedExForum • Memphis, Tenn.

March 13	W	68-64	vs. (3) #25/23 SMU
March 14	L	65-94	vs. (2) #5/5 Louisville

CONFERENCE USA

2013 (1-1)

No. 6 Seed • FedExForum • Memphis, Tenn.

March 13	W	72-67	vs. (11) Rice
March 14	L	69-80	vs. (3) UTEP

2012 (0-1)

No. 9 Seed • FedExForum • Memphis, Tenn.

March 7	L	62-67 (OT)	vs. (8) UTEP
---------	---	------------	--------------

2011 (0-1)

No. 11 Seed • Don Haskins Center • El Paso, Texas

March 9	L	87-97	vs. (6) Marshall
---------	---	-------	------------------

2010 (4-0) • CHAMPIONS

No. 7 Seed • BOK Center • Tulsa, Okla.

March 10	W	93-80	vs. (10) East Carolina
March 11	W	66-65	vs. (2) Memphis
March 12	W	74-66	vs. (6) Southern Miss
March 13	W	81-73	vs. (1) #25/21 UTEP

Most Outstanding Player: Kelvin Lewis

All-Tournament Team: Kelvin Lewis, Aubrey Coleman

2009 (2-1) • Semifinalist

No. 5 Seed • FedExForum • Memphis, Tenn.

March 11	W	85-76	vs. (12) SMU
March 12	W	89-85 (OT)	vs. (4) UTEP
March 13	L	49-74	at (1) #4/3 Memphis

2008 (0-1)

No. 3 Seed • FedExForum • Memphis, Tenn.

March 13	L	77-80	vs. (6) UTEP
----------	---	-------	--------------

2007 (2-1) • Finalist

No. 3 Seed • FedExForum • Memphis, Tenn.

March 8	W	62-59	vs. (6) Southern Miss
March 9	W	77-62	vs. (7) Rice
March 10	L	59-71	at (1) #5/5 Memphis

All-Tournament Team: Robert McKiver, Oliver Lafayette

2006 (1-1) • Semifinalist

No. 4 Seed • FedExForum • Memphis, Tenn.

March 9	W	71-52	vs. (5) UCF
March 10	L	54-68	at (1) Memphis

2005 (0-1)

No. 6 Seed • FedExForum • Memphis, Tenn.

March 9	L	64-69	vs. (11) USF
---------	---	-------	--------------

2003 (0-1)

No. 11 Seed • Freedom Hall • Louisville, Ky.

March 12	L	52-74	vs. (6) Tulane
----------	---	-------	----------------

2002 (2-1) • Semifinalist

No. 6 Seed • Firststar Center • Cincinnati

March 6	W	58-49	vs. (11) East Carolina
March 7	W	80-74	vs. (3) Memphis
March 8	L	73-85	vs. (2) #13/10 Marquette

All-Tournament Team: Marcus Oliver

2001 (0-1)

No. 10 Seed • Freedom Hall • Louisville, Ky.

March 7	L	67-78	vs. (7) Saint Louis
---------	---	-------	---------------------

2000 (1-1)

No. 12 Seed • The Pyramid • Memphis, Tenn.

March 8	W	77-75	vs. (5) Marquette
March 9	L	69-76	vs. (4) Tulane

1999 (0-1)

No. 12 Seed • Birmingham-Jefferson Civic Center Birmingham, Ala.

March 3	L	51-75	vs. (5) Charlotte
---------	---	-------	-------------------

1998 (0-1)

No. 11 Seed • Shoemaker Center • Cincinnati

March 4	L	57-73	vs. (6) Southern Miss
---------	---	-------	-----------------------

1997 (0-1)

No. 10 Seed • Kiel Center • St. Louis

March 5	L	54-66	vs. (7) UAB
---------	---	-------	-------------

SOUTHWEST CONFERENCE

1996 (0-1)

No. 2 Seed • Reunion Arena • Dallas

March 6	L	57-62	(7) SMU
---------	---	-------	---------

1995 (1-1) • Semifinalist

No. 6 Seed • Reunion Arena • Dallas

March 9	W	80-77	vs. (3) TCU
March 10	L	79-94	vs. (2) Texas Tech

1994 (0-1)

No. 6 Seed • Reunion Arena • Dallas

March 10	L	86-110	vs. (3) Texas Tech
----------	---	--------	--------------------

1993 (2-1) • Finalist

No. 3 Seed • Reunion Arena • Dallas

March 12	W	84-68	vs. (6) Texas A&M
March 13	W	58-50	vs. (7) Texas
March 14	L	76-88	vs. (5) Texas Tech

All-Tournament Team: Bo Outlaw, David Diaz

1992 (3-0) • CHAMPIONS

No. 2 Seed • Reunion Arena • Dallas

March 13	W	73-62	vs. (7) SMU
March 14	W	87-84 (2OT)	vs. (3) TCU
March 15	W	91-72	vs. (1) Texas

All-Tournament Team: Sam Mack, Craig Upchurch

1991 (0-1)

No. 3 Seed • Reunion Arena • Dallas

March 8	L	62-65	vs. (6) SMU
---------	---	-------	-------------

1990 (2-1) • Finalist

No. 2 Seed • Reunion Arena • Dallas

March 9	W	90-81	vs. (7) Rice
March 10	W	89-86	vs. (3) Texas
March 11	L	84-96	vs. (1) #9 Arkansas

All-Tournament Team: Carl Herrera, Craig Upchurch



CONFERENCE TOURNAMENTS HISTORY

vs. CONFERENCE TOURNAMENT OPPONENTS

Team	Conference	Record	Pct.	Stk.
Arkansas	SWC	2-3	.400	L1
Baylor	SWC	2-1	.667	L1
Charlotte	C-USA	0-1	.000	L1
Cincinnati	American	2-2	.500	W2
East Carolina	C-USA	2-0	1.000	W2
Louisville	American	0-1	.000	L1
Marquette	C-USA	1-1	.500	L1
Marshall	C-USA	0-1	.000	L1
Memphis	C-USA, American	5-3	.625	W4
Rice	SWC, C-USA	6-0	1.000	W6
Saint Louis	C-USA	0-1	.000	L1
SMU	SWC, C-USA, American	5-4	.556	W2
Southern Miss	C-USA	2-1	.667	W1
TCU	SWC	5-0	1.000	W5
Texas	SWC	7-3	.700	W3
Texas A&M	SWC	3-1	.750	W1
Texas Tech	SWC	2-4	.333	L3
Tulane	American, C-USA	3-3	.500	W2
Tulsa	American	0-1	.000	L1
UAB	C-USA	0-1	.000	L1
UCF	C-USA, American	2-0	1.000	W2
UConn	American	1-1	.500	W1
USF	C-USA	0-1	.000	L1
UTEP	C-USA	2-3	.400	L2
Wichita State	American	1-0	1.000	W1
The American Totals		12-6	.667	W6
C-USA Totals		13-15	.464	L1
SWC Totals		28-16	.636	L2
Overall Totals		53-37	.589	W6

1989 (0-1)

No. 4 Seed • Reunion Arena • Dallas

March 10	L	70-82	vs. (5) Texas A&M
----------	---	-------	-------------------

1988 (1-1) • Semifinalist

No. 5 Seed • Reunion Arena • Dallas

March 11	W	72-57	vs. (4) Texas
March 12	L	76-98	vs. (1) SMU

All-Tournament Team: Rolando Ferreira

1987 (1-1) • Semifinalist

No. 3 Seed • Reunion Arena • Dallas

March 6	W	59-49	vs. (6) Texas
March 7	L	52-54	vs. (2) Baylor

1986 (0-1)

No. 6 Seed • Reunion Arena • Dallas

March 7	L	62-78	vs. (3) Texas
---------	---	-------	---------------

1985 (0-1)

No. 6 Seed • Reunion Arena • Dallas

March 8	L	72-84	vs. (3) #13 SMU
---------	---	-------	-----------------

1984 (2-0) • CHAMPIONS

No. 1 Seed • The Summit • Houston

March 10	W	53-50	vs. (6) Rice
March 11	W	57-56	vs. (2) Arkansas

Most Valuable Player: Hakeem Olajuwon

All-Tournament Team: Michael Young

1983 (2-0) • CHAMPIONS

No. 1 Seed • Reunion Arena • Dallas

March 11	W	75-59	vs. (4) SMU
March 12	W	62-59	vs. (5) TCU

Most Valuable Player: Michael Young

All-Tournament Team: Michael Young, Clyde Drexler, Hakeem Olajuwon

1982 (1-1) • Finalist

No. 2 Seed • Reunion Arena • Dallas

March 5	W	89-76	vs. (3) Texas A&M
March 6	L	69-84	vs. (1) #14 Arkansas

All-Tournament Team: Rob Williams

1981 (2-0) • CHAMPIONS

No. 2 Seed • HemisFair Arena • San Antonio, Texas

March 6	W	73-53	vs. (8) TCU
March 7	W	84-59	vs. (6) Texas

Most Valuable Player: Rob Williams

All-Tournament Team: Rob Williams, Michael Young

1980 (1-1)

No. 5 Seed • Hofheinz Pavilion • Houston

Feb. 25	W	92-80	vs. (8) Rice
---------	---	-------	--------------

HemisFair Arena • San Antonio, Texas

Feb. 28	L	47-67	vs. (3) Texas
---------	---	-------	---------------

1979 (2-1) • Semifinalist

No. 6 Seed • Hofheinz Pavilion • Houston

Feb. 24	W	74-67	vs. (7) SMU
---------	---	-------	-------------

The Summit • Houston

March 1	W	83-82	vs. (4) Baylor
March 2	L	65-70	vs. (2) #14 Texas

All-Tournament Team: Kenneth Williams

1978 (4-0) • CHAMPIONS

No. 3 Seed • Hofheinz Pavilion • Houston

Feb. 25	W	108-67	vs. (8) Rice
---------	---	--------	--------------

The Summit • Houston

March 2	W	93-82	vs. (4) Texas Tech
March 3	W	70-69	vs. (2) #4 Arkansas
March 4	W	92-90	vs. (1) #12 Texas

Most Valuable Player: Mike Schultz

All-Tournament Team: Kenneth Williams

1977 (3-1) • Finalist

No. 2 Seed • Hofheinz Pavilion • Houston

Feb. 26	W	111-67	vs. (9) TCU
---------	---	--------	-------------

The Summit • Houston

March 3	W	96-77	vs. (5) Texas A&M
March 4	W	94-83	vs. (3) Texas Tech
March 5	L	70-84	vs. (1) #7 Arkansas

All-Tournament Team: Otis Birdsong

1976 (1-1)

No. 6 Seed • Heart O'Texas Coliseum • Waco, Texas

Feb. 28	W	88-86	at (5) Baylor
---------	---	-------	---------------

Moody Coliseum • Dallas, Texas

March 4	L	69-80	vs. (2) Texas Tech
---------	---	-------	--------------------

All-Tournament Team: Otis Birdsong

– indicates national ranking
() – indicates tournament seeding

HOUSTON by SEEDING

Team	Record	Pct.	Stk.	Years
No. 1	9-1	.900	W3	2022 , 2019, 1984 , 1983
No. 2	13-5	.722	W2	2021 , 2020, 2016, 1996, 1992 , 1990, 1982, 1981 , 1977
No. 3	11-7	.611	L1	2018, 2017, 2008, 2007, 1993, 1991, 1987, 1978
No. 4	1-2	.333	L1	2006, 1989,
No. 5	4-3	.571	L1	2009, 1988, 1980
No. 6	8-10	.444	L2	2014, 2013, 2005, 2002, 1995, 1994, 1986, 1985, 1979, 1976
No. 7	4-0	1.000	W4	2010
No. 8	0-0	.000	---	---
No. 9	0-1	.000	L1	2012
No. 10	1-3	.250	L1	2015, 2001, 1997
No. 11	0-3	.000	L3	2011, 2003, 1998
No. 12	1-2	.333	---	2000, 1999
Totals	53-37	.589	W6	45 appearances

HOUSTON vs. SEEDING

Team	Record	Pct.	Stk.	Years
No. 1	3-8	.273	L1	2018, 2010 , 2009, 2007, 2006, 1992 , 1990, 1988, 1982, 1978 , 1977
No. 2	4-8	.333	L1	2019, 2018, 2015, 2014, 2010 , 2002, 1995, 1987, 1984 , 1979, 1978, 1976
No. 3	9-5	.643	W3	2022 , 2021 , 2013, 2013, 2002, 1995, 1994, 1992 , 1990, 1986, 1985, 1982, 1980, 1977
No. 4	5-1	.833	W1	2009, 2000, 1988, 1983 , 1979, 1978
No. 5	8-3	.727	W5	2022 , 2021 , 2019, 2006, 2000, 1999, 1993, 1989, 1983 , 1977, 1976
No. 6	7-6	.538	W1	2018, 2017, 2011, 2010 , 2008, 2007, 2003, 1998, 1993, 1991, 1987, 1984 , 1981
No. 7	6-3	.667	W2	2015, 2007, 2001, 1997, 1996, 1993, 1992 , 1990, 1979
No. 8	4-1	.800	W1	2022 , 2012, 1981 , 1980, 1978
No. 9	2-0	1.000	W2	2019, 1977
No. 10	2-1	.667	W1	2021, 2016, 2010
No. 11	2-1	.667	W1	2013, 2005, 2002
No. 12	1-0	1.000	W1	2009
Totals	53-37	.589	W6	90 games



NIT & COLLEGE BASKETBALL INVITATIONAL HISTORY

COLLEGE BASKETBALL INVITATIONAL

NIT HISTORY	
NIT Championship Game Appearances	(1) 1977
NIT Quarterfinal Appearances	(1) 1962
NIT Appearances	(11) 2017, 2016, 2006, 2005, 2002, 1993, 1991, 1988, 1985, 1977, 1962
NIT Record	5-11 (.313)
COLLEGE BASKETBALL INVITATIONAL HISTORY	
CBI Semifinal Appearances	(1) 2008
CBI Appearances	(3) 2013, 2009, 2008
CBI Record	3-3 (.500)

NIT	
2017	
No. 2 Seed • First Round • H&PE Arena • Houston	
March 15	L 75-78 Akron
2016	
No. 5 Seed • First Round • McCamish Pavilion • Atlanta	
March 16	L 62-81 at Georgia Tech
2006	
No. 3 Seed • First Round • Hofheinz Pavilion • Houston	
March 15	W 77-67 BYU
Second Round • Hammons Student Center Springfield, Mo.	
March 20	L 59-60 at Missouri State
2005	
Opening Round • Charles Koch Arena • Wichita, Kan.	
March 16	L 69-85 at Wichita State
2002	
Opening Round • Memorial Gym • Nashville, Tenn.	
March 13	L 50-59 at Vanderbilt
1993	
First Round • Special Events Center • El Paso, Texas	
March 19	L 61-67 at UTEP

vs. NIT OPPONENTS				
Team	Record	Pct.	Stk.	Last
Akron	0-1	.000	L1	2017
Alabama	1-0	1.000	W1	1977
BYU	1-0	1.000	W1	2006
Colorado State	0-1	.000	L1	1988
Dayton	0-1	.000	L1	1962
Fordham	1-0	1.000	W1	1988
Georgia Tech	0-1	.000	L1	2016
Indiana State	1-0	1.000	W1	1977
Illinois State	1-0	1.000	W1	1977
Lamar	0-1	.000	L1	1985
Missouri State	0-1	.000	L1	2006
St. Bonaventure	0-1	.000	L1	1977
Stanford	0-1	.000	L1	1991
UTEP	0-1	.000	L1	1993
Vanderbilt	0-1	.000	L1	2002
Wichita State	0-1	.000	L1	2005
Totals	5-10	.333	L2	2017

1991	
First Round • Maples Pavilion • Palo Alto, Calif.	
March 13	L 86-93 at Stanford
1988	
First Round • Hofheinz Pavilion • Houston	
March 17	W 69-61 Fordham
Second Round • Moby Gym • Fort Collins, Colo.	
March 22	L 61-71 at Colorado State
1985	
First Round • Montagne Center • Beaumont, Texas	
March 15	L 71-78 at Lamar
1977 • Finalist	
First Round • Hofheinz Pavilion • Houston	
March 9	W 83-82 Indiana State
Quarterfinals • Madison Square Garden • New York	
March 14	W 91-90 (OT) Illinois State
Semifinals • Madison Square Garden • New York	
March 17	W 82-76 Alabama
Championship • Madison Square Garden • New York	
March 20	L 91-94 St. Bonaventure
1962	
Quarterfinals • Madison Square Garden • New York	
March 11	L 77-94 Dayton

2013	
First Round • Hofheinz Pavilion • Houston	
March 20	W 73-72 vs. Texas
Quarterfinals • Patriot Center • Fairfax, Va.	
March 25	L 84-88 at George Mason
2009	
First Round • Gill Coliseum • Corvallis, Ore.	
March 18	L 45-49 at Oregon State
2008 • Semifinalist	
First Round • Lawlor Events Center • Reno, Nev.	
March 18	W 80-79 at Nevada
Quarterfinals • Hofheinz Pavilion • Houston	
March 24	W 91-67 Valparaiso
Semifinals • Reynolds Center • Tulsa, Okla.	
March 26	L 69-73 at Tulsa
All-Tournament Team: Robert McKiver	

vs. CBI OPPONENTS				
Team	Record	Pct.	Stk.	Last
George Mason	0-1	.000	L1	2013
Nevada	1-0	1.000	W1	2008
Oregon State	0-1	.000	L1	2009
Texas	1-0	1.000	W1	2013
Tulsa	0-1	.000	L1	2008
Valparaiso	1-0	1.000	W1	2008
Totals	2-2	.500	L2	2013

HISTORY

SOCIAL MEDIA

FOLLOW THE COUGARS



#GOCOOGS



FOOTBALL
M. BASKETBALL
W. BASKETBALL
BASEBALL
SOFTBALL
SOCCER
SWIMMING & DIVING
M. GOLF
W. GOLF
TENNIS
TRACK & FIELD / XC
VOLLEYBALL

UHCOUGARFB
UHCOUGARMBK
UHCOUGARWBB
UHCOUGARBB
UHCOUGARSB
UHCOUGARSOCCER
UHCOUGARSWIM
UHCOUGARMGOLF
UHCOUGARWGOLF
UHCOUGARTENNIS
UHCOUGARTF
UHCOUGARVB



ROSTER

A.A.A.

Table with columns: Name, Years, G, Pts. Rows include ADAMS, Sammy; ADEIFFE, Emmanuel; ADEWUNMI, Mike; AKIN, Frank; ALEXANDER, Marvin; ALLEY Jr., Cedrick; ANDERS, Benny; ANDERSON, Aaron; ANDERSON, Greg; ANDERSON, Larry; ANDERSON, Sam; APOLSKIS, Richard; ARMBRESTER, Robbie; ARNING, Ben; ASH, Jimmy; AUSTIN, Trey.

B.B.B.

Table with columns: Name, Years, G, Pts. Rows include BAKER, Caven; BALLARD, Wayne; BALLIS, Jake; BANE, Bill; BARBER, Kevin; BARNES, Bryan; BARNES, LeRon; BAUMGARDNER, Ashley; BEECHER, William; BELCHER, Stacey; BELL, Carlos; BELL, Jackie; BELL, Melvin; BENSON, Andrew; BERG, Richard; BIGOTT, Wilbert; BIRDSONG, Otis; BISHOP, Denny; BLOOM, Corey; BOLDEBUCK, Don; BOND, DeWayne; BONNEY, Jerry; BOOHER, Wilburn; BOONE, Russell; BOTTS, Torrence; BOWE, John; BOWSER, Tyus; BRADFORD, Bunky; BRANNON, Darris; BRADY, Breanon; BRAXTON, John; BREWER, Jerome; BRODDO, Caleb; BROOKS, Armoni; BROOKS, Donald; BROUGHTON, Kahmell; BROWN, Adam; BROWN, Bill; BROWN, Darryl; BROWN, Larry; BROWN, Louis; BROWN, Randy; BRUCE, Brad; BUNCE, Dan; BUNCE, David; BURROUGHS, Roy; BYRD, Carl; BYRD, Larry; BYRD, Willie.

C.C.C.

Table with columns: Name, Years, G, Pts. Rows include CALHOUN, Qa'raan; CAPERS, Kenya; CARLTON, Josh; CARPENTER, Charlie; CARRASCO, Rafael; CARTER, Deondray; CARTER, Steve; CHANEY, Don; CHANEY, Horace; CHANEY, Reggie; CHAPMAN, David; CHERRINGTON, Englebert; CIOLLI, Ken.

Table with columns: Name, Years, G, Pts. Rows include CLARK, Braxton; CLARK, Bryce; COLEMAN, Aubrey; COLEMAN, Sean; COOPER, Larry; COTTON, Elton; COTTON, Joseph; COUSIN, Marcus; CROSBY, Treva.

D.D.D.

Table with columns: Name, Years, G, Pts. Rows include DANIELS, Derrick; DAVIS, Abe; DAVIS Jr., Corey; DAVIS, Devin; DAVIS, Dwight; DAVIS, Eric; DAVIS, John; DAVIS, Larry; DAVIS, Tommie; de RANDAMIE, Sergio; DIAZ, David; DICKENS, Eric; DOTSON, Damyeon; DOTSON, Danny; DOWELL, Dion; DRAIN, Jessie; DREWNICK, Eduardo; DREXLER, Adam; DREXLER, Clyde; DULL, John; DUNBAR, Louis; DUNNIGAN, Morris; DUPREE, Xavier; DYER, Ramon.

E.E.E.

Table with columns: Name, Years, G, Pts. Rows include ECKELMAN, Don; EDWARDS, Kyler; EDWARDS, Sidney; ELVIN, Ryan; ERICKSON, Ed; EVANS, Dean; EVANS, Mars; EVANS, Tyrone; EWING, Victor.

F.F.F.

Table with columns: Name, Years, G, Pts. Rows include FEARS, Cedric; FERGUSON, Anwar; FERNANDES, Roger; FERNANDEZ, Derrick; FERREIRA, Rolando; FORD, Alton; FORD, Kirk; FORDJOUR, Charles; FOSTER, Jack; FRANCIS, Andrew; FRANCIS, Ja'Vier; FRANKLIN, Alvin; FRAZIER, Lynn.

G.G.G.

Table with columns: Name, Years, G, Pts. Rows include GAINES, Kevin; GERVIN, Gee; GETTYS, Reid; GIBSON, Byron; GIBSON, Leon; GIJKONDI, Egi; GILES, Derek; GLOVER, Michael; GOESLING, Landon; GOLDWIRE, Anthony; GORDON, Shmuel; GOREN, Or; GORHAM, Justin; GOWDY, Lonzell; GRAHAM, Billy; GRANT, Gabe; GRANT, Otis; GRANT, Tom; GRAY, Rob; GRAYSON, Darrell; GREEN, Randy.

Table with columns: Name, Years, G, Pts. Rows include GRESHAM, Brison; GRIBBEN, Tom; GRIMES, Quentin; GRIDER, Gary; GRIGGS, Roderick.

H.H.H.

Table with columns: Name, Years, G, Pts. Rows include HALL, Bob; HAMDY, Ahmed; HAMILTON, Ralph; HAMOOD, Joe; HAMOOD, Niemer; HANNAH, Rodney; HARDEE, Dominic; HARGER, Lyle; HARPER, Jesse; HARRIS Jr., Chris; HARRIS, Alandise; HATCHER, Kyle; HATHAWAY, Bill; HATTON, Jim; HAYES, Donnell; HAYES, Elvin; HAYWARD, Bob; HAYWOOD, Nick; HELMS, Art; HENDRICK, Chad; HENDRIX, L.D.; HENRY, Bill; HENSLEY, Cedrick; HERRERA, Carl; HICKMAN, Jeff; HINTON, Nate; HIRBOD, Mateen; HOBBY, Tim; HOLLIS, Richard; HOLMES, Gerry; HOPE, Harry; HOSKINS, Herb; HOSTER, Clay; HOUSE, Danuel; HOWELL, Chris; HURNS, Jason.

I.I.I.

Table with columns: Name, Years, G, Pts. Rows include IKEAKOR, Andy; IRWIN, Tommy; IZUNDU, Valentine.

J.J.J.

Table with columns: Name, Years, G, Pts. Rows include JACKSON, Ricky; JARREAU, DeJon; JOHNSON, Curley; JOHNSON, Herbert; JOHNSON, Jermaine; JOHNSON, Ronnie; JOHNSON, Trumaine; JONES, Charlie; JONES, Damon; JONES, Doc; JONES, Dwight; JONES, Dwight II; JONES, George; JONES, Jim; JONES, Jimmie; JOST, Dick.

K.K.K.

Table with columns: Name, Years, G, Pts. Rows include KAPNER, Bernie; KELLEY, Jeff; KEYS, Julius; KIGHT, Randy; KITTMAN, Dean; KNOWLES, Danrad; KNOX, Anthony; KRUSE, Don.

L.L.L.

Table with columns: Name, Years, G, Pts. Rows include LAFAYETTE, Oliver; LATHAM, Brian; LAWSON, Chris; LAYNE, Mack; LEAVY, Terrance; LEE, Robert.

HISTORY



ROSTER

LEE, Theodis	1966-67, 67-68, 68-69	82	878
LEMMON, Jim	1958-59, 59-60, 60-61	61	251
LENTZ, Leary	1964-65, 65-66, 66-67	89	650
LEWIS, Guy V.	1946, 46-47	36	729
LEWIS, Kelvin	2007-08, 08-09, 09-10	100	1,465
LEWIS, Vern	1966-67, 67-68	62	119
LIFSCHUTZ, Reno	1961-62, 62-63, 63-64	52	150
LILLIE, Craig	1990-91, 91-92	17	61
LOPEZ, Lupe	1953-54, 54-55, 55-56	68	537
LUCKENBILL, Ted	1958-59, 59-60, 60-61	72	1,195
LUTON, Gil	1948-49, 49-50, 50-51	73	391
LYONS, Jared	2005-06	5	0

.M.M.M.

MACK, Sam	1991-92	31	543
MALONE, Folly	1961-62, 62-63	47	545
MALONE, Marcus	2006-07, 07-08	59	342
MANICHA, Charlie	1946	No Stats	
MARGENTHALER, Jack	1962-63, 63-64, 64-65	81	675
MARK, Tramon	2020-21, 21-22	39	322

MARKLE, Pete	1957-58, 58-59, 59-60	56	362
MARRS, David	1972-73, 73-74, 74-75, 75-76	102	1,050
MARSHALL, Dick	1964-65	7	8
MARTIN, Jesse	1947-48, 48-49, 49-50	15	13
MARTIN, Tristian	2005-06	22	32
MARTINS, Moshood	2001-02, 2003-04	5	0
McARTHUR, Darrell	1986-87	30	151
McBRIDE, Shamahn	1996-97, 97-98	54	528
McELVEEN, Andy	1954-55, 55-56, 56-57	58	258
McGEE, Gerry	1985-86	26	129
McGLOSTER, Horace	2007-08, 08-09	44	84
McGRATH, Bill	1974-75	9	3
McGUIRE, Jeremee	2001-02, 2002-03	61	365
McKIVER, Robert	2006-08	67	1,435
McLEAN, Mikhail	2010-11, 11-12, 12-13, 13-14, 14-15	101	245
McNEIL, Maurice	2009-10, 10-11	62	652
McNUTT, Jack	1951-52, 52-53	22	112
McPHAIL, Bill	1946-47, 47-48, 48-49	42	184
McVEY, Elliott	1966-67	7	6
MEYER, Kyle	2015-16, 16-17	64	151
MICHEAUX, Larry	1979-80, 80-81, 81-82, 82-83	123	1,324
MICKENS, Darrell	1988-89, 89-90, 90-91	92	638
MILLER, Elijah	2003-04	26	33
MILLS, Caleb	2018-19 (RS), 19-20	35	448
MITCHELL, Leonard	1977-78, 78-79	44	186
MITCHELL, Mack	1971-72	11	11
MOCEANU, Tega	1998-99, 99-00, 00-01	62	132
MOLCHANY, Richard	1958-59, 59-60, 60-61	57	172
MONACO, Ross	1988-89, 90-91	52	122
MONCUR, Everett	1984-85	8	0
MOORE, John	1964-65	7	8
MOORE, Taze	2021-22	36	376
MOORE, Tim	1993-94, 94-95, 1995-96	70	934
MOORE, Willie	1996-97, 97-98, 98-99, 00-01	81	212
MORRIS, Brandon	2012-13, 13-14	65	293
MORRIS, Chris	1988-89, 89-90	64	544
MOSHER, Jack	1952-53, 53-54	48	686
MOSLEY, Nick	2006-07, 07-08, 08-09	74	159
MOUKOURY, Yan	2007-08, 08-09	17	11
MURPHY, Jr., Calvin	1999-00, 00-01	14	16

.N.N.N.

NACHBAR, Grega	2003-04	4	0
NEUMANN, Danny	1963-64	51	316
NEWSOME, Steve	1970-71, 71-72, 73-74	83	1,088
NIXON, Zamal	2007-08, 08-09, 09-10, 10-11	122	848
NKALI, Bertrand	2014-15 (RS), 15-16, 16-17	55	79

.O.O.

O'NEALL, Chuck	1977-78, 78-79	60	218
OKAFOR, Patrick	2000-01, 01-02	61	724
OLAJUWON, Hakeem	1981-82, 82-83, 83-84	100	1,332
OLIVER, Chet	1961-62, 62-63, 63-64	60	432
OLIVER, Marcus	1999-00, 00-01, 01-02, 03-04	119	815
ORSAK, Gary	1981-82, 82-83, 83-84, 84-85	33	24
OUTLAW, Charles	1991-92, 92-93	61	856
OWENS, Andre	2002-03, 03-04, 04-05	87	1,407
OZUG, Paul	1965-66	27	82

.P.P.P.

PALAFIX, Jose	1953-54, 54-55	32	125
PALMQUIST, Tim	1965-66	20	27
PALOMBIZIO, Dan	1959-60	12	94
PANE, Brockeith	2007-08, 08-09	30	179

PARKER, Rodney	1980-81, 81-82	29	49
PATOPRSTY, Ray	1956-57	25	268
PAYE, Lawrence	2012-13, 13-14	9	3
PERRY, Jim	1973-74, 74-75, 75-76, 76-77	40	46
PERRY, Lou	1963-64, 64-65, 65-66	44	66
PETROU, Peter	1961-62	26	80
PETTINETTE, Jerry	1952-53, 53-54, 54-55	66	305
PHILLIPS, Gary	1958-59, 59-60, 60-61	79	1,452
PINKALLA, Parker	2003-04	19	15
POLLAN, Bob	1960-61, 61-62	42	173
POLLARD, Devonta	2014-15, 15-16	64	813
PONTIKES, Connie	1947-48, 48-49, 49-50	62	131
PORTER, Willie	1977-78, 78-79	39	101
POWELL, Kiyron	2020-21, 21-22 (RS)	14	32
POWERS, Bob	1954-55	14	18
PRATT, Dick	1946	No Stats	
PRATTA, Steven	1996-97	16	25
PRESLEY, Maurice	1972-73, 73-74, 74-75	79	971
PRICE, Terry	1997-98, 00-01, 01-02	24	17
PYLE, Sam	1989-90	5	4

.R.R.R.

RALEIGH, Carl	1958-59	11	20
RAY, Rowan	1951-52	21	27
RAY, Royce	1948-49, 50-51, 51-52	49	615
REICHEL, Marvin	1946-47, 47-48, 48-49, 49-50	68	324
RENTA, Alberta	1950-51	28	128
REYNER, Charles	1946-47	No Stats	
REYNOLDS, George	1967-68, 68-69	54	617
RICHARDSON, Herb	1949-50, 50-51	23	221
RICHARDSON, J.J.	2011-12 (RS), 12-13, 13-14	43	173
RISKA, Ed	1972-73, 73-74, 74-75	60	239
RIVERA, Ramon	1985-86	16	25
ROBERSON, Lamar	2005-06	18	91
ROBERTS, J'Wan	2019-20 (RS), 20-21, 21-22	63	168
ROBINSON, Galen	1994-95, 95-96, 96-97, 97-98	96	1,135
ROBINSON Jr., Galen	2015-16, 16-17, 17-18, 18-19	136	921
RODRIGUEZ, David	1949-50, 50-51	51	337
ROESE, Walter	1989-90	15	61
ROGERS, Larry	1979-80	28	340
ROIG, Juan	1951-52	18	79
ROPER, Darnell	1977-78, 78-79, 80-81	43	80
ROSE, Cecil	1974-75, 75-76, 76-77, 77-78	114	1,244
ROSE, David	1980-81, 82-83	55	166
ROSE, L.J.	2013-14, 14-15, 15-16	49	441
ROSE, Lynden	1980-81, 81-82	62	463
ROSS, Frank	1974-75, 75-76	16	19
ROWAN, Roy	1950-51	5	11
RUSSELL, Perry	1985-86, 87-88, 88-89	63	65
RUSSELL, Walker	1979-80	8	84

.S.S.S.

SANGYOYI, Valentine	2016-17 (RS), 17-18	13	8
SANZ, Angel	1993-94, 94-95	27	81
SASSER, Marcus	2019-20, 20-21, 21-22	71	854
SAULS, Marshall	1978-79, 79-80	55	276
SCHISLER, Bryan	1957-58, 58-59, 59-60	62	152
SCHULTZ, Mike	1977-78, 77-78	69	817
SCHVERAK, Don	1960-61, 61-62, 62-63, 63-64	85	1,139
SEALY, Pete	1946, 46-47, 47-48	23	137
SELLS, Sam	1955-56, 56-57, 57-58	61	165
SHARP, Emanuel	2021-22 (RS), 21-22	0	0
SHED, Jamal	2020-21, 21-22	64	466
SHEFFIELD, Jerrel	1974-75	19	50
SHELTON, Bryan	2001-02, 02-03, 03-04, 04-05	108	349
SHIVERS, Gary	1951-52, 52-53, 53-54	66	640
SIDNEY, Jarrett	2002-03	30	108
SIMMONS, Jaaron	2013-14	32	65
SIMMONS, Jonathon	2011-12	30	441
SMALL, Earl	1985-86	16	20
SMITH, Bernard	1999-00, 00-01	50	172
SMITH, Byron	1989-90, 90-91	62	1,051
SMITH, Derrick	1990-91, 91-92, 92-93	84	847
SMITH, Dominic	2000-01, 01-02	60	832
SMITH, Early	1997-98, 99-00	35	103
SMITH, Greg	1978-79, 80-81	25	23
SMITH, Kelvin	1989-90	31	108
SMITH, Lanny	2003-04, 04-05, 05-06, 07-08	122	1,250
SMITH, Lynn	1947-48	16	173
SMITH, Steve	1985-86	24	63
SMITH, Tony	1974-75	23	174
SPAIN, Ken	1966-67, 67-68, 68-69	90	1,025
SPEARS, Roy	1998-99, 99-00	46	137
STARKS, David	1965-66	38	62

STEVENSON, Rakim	2010-11, 11-12	4	0
STEAKLEY, Billy Joe	1946-47, 47-48	32	248
STEVENSON, Steve	1990-91	29	82
STIGGERS, Jherrod	2011-12 (RS), 12-13, 13-14, 14-15	97	1,077
STRINGFELLOW, William	1997-98, 98-99	43	246
SUDDARTH, Tim	1975-76, 76-77	8	6
SWANSON, Bill	1946, 46-47	24	19

.T.T.T.

TAYLOR, Adrian	1995-96, 96-97	15	28
TAYLOR, John	2003-04	3	2
TAYLOR, Kent	1967-68, 68-69	19	16
TAYLOR, Ollie	1968-69, 69-70	56	1,231
TEHERAN, Alvaro	1989-90, 90-91	62	591
TELLIS, Cory	2009-10, 10-11	11	8
THIBODEAUX, Darian	2010-11, 11-12	60	424
THOMAS, Renaldo	1982-83, 83-84, 84-85, 85-86	88	340
THOMAS, TaShawn	2011-12, 12-13, 13-14	96	1,388
THOMPSON, Charles	1974-75, 75-76, 76-77, 77-78	118	1,381
THOMPSON, Jack	1960-61, 61-62	59	501
THOMPSON, J.J.	2011-12, 12-13	59	347
THOMSON, Tom	1959-60, 60-61, 62-63	72	599
THORN, George	1946	No Stats	
THORPE, Jahmar	2005-06, 06-07	64	645
THURMAN, Dick	1959-60, 60-61, 61-62	61	226
TONEY, Tafari	2006-07, 07-08	61	311
TRACY, John	1966-67	5	8
TRAMMELL, Mark	1975-77, 77-78	67	341
TRUSCOTT, Louis	2001-02, 2002-03	60	857
TUCKER, Harlow	1955-56	24	78
TUFFLI, Bill	1957-58, 58-59	47	565
TUFFLI, Norman	1959-60, 60-61, 61-62	77	242
TYSON, Cameron	2019-20 (RS), 20-21	26	85

.U.U.U.

UPCHURCH, Craig	1987-88, 88-89, 89-90, 91-92	126	1,880
-----------------	------------------------------	-----	-------

.V.V.V.

VAN SLYKE, Kirk	2009-10, 10-11, 11-12	85	445
VANBECK, Neil	2018-19 (RS)	0	0
VANBECK, Wes	2014-15, 15-16, 16-17, 17-18	99	536
VASQUEZ, Robert	1961-62	7	10

.W.W.W.

WADE, Desmond	2008-09, 09-10	68	360
WAFER, Hershel	1993-94, 94-95	41	193
WALKER, George	1975-76, 76-77, 77-78, 78-79	129	1,107
WALKER Jr., Ramon	2021-22	28	89
WASHINGTON, JC	2014-15	27	76
WASHINGTON, Kendrick	2009-10, 10-11	54	321
WEARY, Jr., Eric	2014-15, 15-16	50	206
WEAVER, Jamie	1983-84, 84-85	39	105
WELCH, Jack	1956-57, 57-58, 58-59	58	172
WELCH, Poo	1969-70, 70-71	59	961
WELLS, Willie	1946, 46-47	No Stats	
WHITE Jr., Fabian	2017-18, 18-19, 19-20, 20-21, 21-22	149	1,234
WIEDERMAN, Simon	1946	No Stats	
WILES, Lloyd	1992-93, 93-94	62	257
WILLIAMS, Bryan	1981-82, 82-83	45	76
WILLIAMS, DaShaun	2007-08, 08-09	56	243
WILLIAMS, George	1999-00, 00-01, 01-02	90	1,132
WILLIAMS, Kenneth	1976-77, 77-78, 78-79, 79-80	126	1,468
WILLIAMS, Robert	1979-80, 80-81, 81-82	88	1,838
WILLIS, Sonny	1969-70, 70-71, 71-72	74	309
WILSON, Jamon	2008-09, 09-10	7	0
WINCH, Ed	1962-63, 63-64, 64-65	69	277
WINDER, Al	1975-76, 76-77	64	311
WINSLOW, Rickie	1983-84, 84-85, 85-86, 86-87	124	1,548
WOMACK, Tione	2012-13, 13-14	65	207
WORRELL, Doug	1970-71, 71-72, 72-73	32	43

.Y.Y.Y.

YOUNG, Joseph	2010-11 (RS), 2011-12, 12-13	62	916
YOUNG, Michael	1980-81, 81-82, 82-83, 83-84	134	2,043
YOUNG, Richard</			



JERSEY NUMBERS

Editor's Note: This page details jersey numbers worn by former and current players. Numbers before 1986-87 represent the jersey numbers worn in home games.

• 0 • 0 • 0 •

Marcus Sasser	2019 –
Danrad Knowles	2013-17
Joseph Young	2011-13
Kelvin Lewis	2007-10
Darrius Brannon	2004-06

• 00 • 00 • 00 •

Steve Stevenson	1990-91
Richard Hollis	1987-89
Steve Carter	1985-86
Lynden Rose	1980-82
Abe Davis	1978-80
Cecile Rose	1974-78
Vinnie Caruso	1972-73
Randy Knight	1968-72
Larry Cooper	1966-67
Paul Ozug	1965-66
Tim Palmquist	1963-65
Mack Layne	1962-63

• 1 • 1 • 1 •

Jamal Shead	2020 –
Chris Harris Jr.	2017-20
Xavier Dupree	2015-17
Mikhail McLean	2010-15
Sean Coleman	2008-10
Dion Dowell	2006-08
Andrew Francis	2004-05
Dominic Smith	2000-02

• 2 • 2 • 2 •

Robbie Armbruster	2021-22
Caleb Mills	2019-20
Landon Goesling	2018-19
Mike Adewunmi	2017-18
Rob Gray	2015-16
Brandon Morris	2012-14
Alandise Harris	2011-12
Zamal Nixon	2007-11
Robert Lee	2006-07
Chris Lawson	2004-06
Kevin Gaines	2001-02

• 3 • 3 • 3 •

Ramon Walker Jr.	2021 –
DeJon Jarreau	2019-21
Armoni Brooks	2016-19
Ronnie Johnson	2014-16
Cavon Baker	2014-15
Jaaron Simmons	2013-14
J.J. Thompson	2011-13
Maurice McNeil	2009-11
Desmond Wade	2008-09
Robert McKiver	2006-08
Lamar Roberson	2005-06
Kevin Barber	2004-05
Marcus Oliver	1999-04
Moses Malone, Jr.	1998-99
Shamahn McBride	1996-98
Tim Moore	1994-96
Craig Upchurch	1988-92
Randy Brown	1986-87

• 4 • 4 • 4 •

Taze Moore	2021-22
Justin Gorham	2018-21
LeRon Barnes	2011-16
Cory Tellis	2010-11
Nick Mosley	2006-09
Tristan Martin	2005-06
Andy Ikeakor	2003-04
Cedric Fears, Jr.	2002-03
Alton Ford	2000-01
William Stringfellow	1997-99
Steven Pratta	1996-97
Tommie Davis	1994-95
Anthony Goldwire	1993-94
Randy Brown	1987-88
Ricky Jackson	1985-87
Greg Smith	1980-81
Kenneth Williams	1976-80
Dennis Tealer	1974-75
Donnell Hayes	1971-74
Dennis Smith	1969-70
John Tracy	1965-66
John Moore	1964-65
Chester Oliver	1961-64
Bill Brown	1961-62
Jimmy Wilson	1959-60
Murphy Thomas	1958-59

• 5 • 5 • 5 •

Ja'Vier Francis	2021 –
Cameron Tyson	2019-21
Corey Davis Jr.	2017-19
Morris Dunnigan	2016-17
L.J. Rose	2013-16
Nick Haywood	2009-11
Marcus Malone	2006-08
Sergio de Randamie	2004-06
Jeremee McGuire	2001-03
Kenny Younger	2000-01
Roy Spears	1997-00
Kenya Capers	1995-97
Roderick Griggs	1992-95
Bryan Barnes	1989-90
Eddie Cumbo	1988-89

• 10 • 10 • 10 •

Derrick Daniels	1988-93
Tim Hobby	1986-87
Gerry McGee	1985-86
Derek Giles	1982-84
Rodney Parker	1980-81
Chuck O'Neill	1976-80
Otis Birdsong	1973-76
Jerry Bonney	1970-73
Lionel Dotson	1968-70
Vern Lewis	1966-68
Gary Grider	1965-66
David Starks	1964-65
Joe Hamood	1963-64
Moore Landers	1962-63

• 11 • 11 • 11 •

Kyler Edwards	2021-22
Nate Hinton	2018-20
J.C. Washington	2014-15
Darian Thibodeaux	2010-12
Desmond Wade	2009-10

DaShaun Williams	2007-09
Brian Latham	2004-06
Jarrett Sidney	2001-03
Torrence Botts	1998-01
Prentis Baker	1997-98
John Braxton	1996-97
Lonzell Gowdy	1995-96
Lloyd Wiles	1992-95
Carl Herrera	1989-90
Gerry McGee	1986-87
Rodney Parker	1981-82

• 12 • 12 • 12 •

Tramon Mark	2020 –
Wes VanBeck	2014-18
Jimmie Jones	2012-14
Aubrey Coleman	2008-10
Kyle Hatcher	2006-08
Jared Lyons	2005-06
Grega Nachbar	2003-04
Dwight Jones II	2002-03
Segun Oduolowu	1997-98
Tyrone Evans	1990-95
Renaldo Thomas	1982-86
Eric Davis	1980-82
Walker Russell	1979-80
Tim Williams	1978-79
Maurice Presley	1974-75
Dwight Jones	1971-73
Jeff Hickman	1970-71
Larry Anderson	1967-70
Gary Grider	1964-67
David Starks	1965-66
Reno Lifschutz	1962-64
Jack Thompson	1960-62
Pete Markle	1957-60

• 13 • 13 • 13 •

J'Wan Roberts	2019 –
Nura Zanna	2017-18
Bertrand Nkali	2014-17
Dwight Jones II	2004-05
Gee Gervin	1998-00
Galen Robinson	1994-98
Eric Davis	1981-82

• 14 • 14 • 14 •

Tione Womack	2012-14
Sam Anderson	2005-06
Kevin Barber	2002-04
Terrence Levy	1994-95
Christopher Crease	1987-88
Darrell McArthur	1986-87
Eric Dickens	1982-85
Darryl Brown	1979-81
Ken Ciolli	1975-79
Tony Smith	1974-75
Maurice Presley	1972-74
Sonny Willis	1970-72
Jeff Hickman	1969-70
Ken Spain	1966-69
Wayne Ballard	1964-66
Herbert Johnson	1963-64
Tim Palmquist	1962-63
Bobby Pollan	1960-62
Bryan Schisler	1957-60

• 15 • 15 • 15 •

Emanuel Sharp	2021-22
Neil VanBeck	2018-19
Devin Davis	2016-18
Ronnie Johnson	2014-15
Leon Gibson	2011-13
Yan Moukoury	2008-09
Corey Bloom	2005-06
Englebert Cherrington	2004-05
Louis Truscott	2001-03
Derrick Fernandez	1999-00
Kenya Capers	1994-95
Eric Dickens	1981-82

• 20 • 20 • 20 •

Ryan Elvin	2020 –
Caleb Mills	2018-19
Gabe Grant	2017-18
Valentine Sangoyomi (RS)	2016-17
Adam Drexler	2013-15
Donald Brooks	2010-13
Jamon Wilson	2008-10
Oliver Lafayette	2005-07
Andre Owens	2002-05
Julius Keys	2001-02
Charles Fordjour	1997-99
Dominic Hardie	1995-96
Tom Grant	1986-87
Alvin Franklin	1982-86
Rob Williams	1979-81
Greg Smith	1976-79
Mark Trammell	1977-78
Jerrel Sheffield	1975-76
Ed Riska	1972-75
Clay Hoster	1970-73
Tom Gribben	1967-70
David Starks	1966-67
Tom Stein	1965-66
Eddie Winch	1962-65
Norm Tuffii	1959-62
Bill Tuffii	1957-59

• 21 • 21 • 21 •

Damyeon Dotson	2015-17
Jherrod Stiggers	2011-15
Alandise Harris	2010-11
Cory Tellis	2009-10
Horace McGloster	2008-09
Charlie Jones	2006-07
Emmanuel Adeife	2005-06
Elijah Miller	2003-04
Bernard Smith	1999-01
Derrick Fernandez	1997-98
Kirk Ford	1994-96
Brandon Rollins	1992-93
Rob Williams	1981-82

• 22 • 22 • 22 •

Chris Morris	1988-90
Marvin Alexander	1983-85
Clyde Drexler	1980-83
Byron Gibson	1976-80
Louis Dunbar	1972-75
Paul Jackson	1975-76
Larry Brown	1970-72
Ollie Taylor	1969-70
Niemer Hamood	1967-69

Don Kruse	1966-67
Joe Hamood	1964-66
Don Eckelman	1962-64
Denny Bishop	1959-62
Jack Welch	1957-59

• 23 • 23 • 23 •

Cedrick Alley Jr.	2017-20
Eric Weary, Jr.	2014-16
Danuel House	2012-14
Jonathon Simmons	2011-12
Bryce Clark	2009-10
Lanny Smith	2003-08
Julius Keys	2002-03
Calvin Murphy Jr.	1999-01
Larry Davis	1997-98
Craig Lillie	1990-93

• 24 • 24 • 24 •

Quentin Grimes	2019-21
Breaon Brady	2017-19
Devonta Pollard	2014-16
Lawrence Paye	2012-14
Kahmell Broughton	2009-10
Yan Moukoury	2007-08
Jahmar Thorpe	2005-07
Bryan Shelton	2001-05
Willie Moore	1996-01
Andrew Raglin	1994-95
Lloyd Wiles	1991-92
Byron Smith	1989-91
Horace Chaney	1988-89
James Weaver	1982-86
David Rose	1980-81
Or Goren	1978-80
Carl Byrd	1977-78
Al Winder	1975-77
Jerrel Sheffield	1974-75
Randy Green	1971-74
Poo Welch	1969-71
Ollie Taylor	1968-69
Don Chaney	1965-68
Bob Plohr	1962-63
Richard Molchany	1958-61

• 25 • 25 • 25 •

Josh Carlton	2021-22
Galen Robinson Jr.	2015-19
Egi Gjikondi	2014-15
Ahmed Hamdy	2013-14
Ramon Dyer	2002-06
Damon Jones	1994-97
Horace Chaney	1987-88

HISTORY

JERSEY NUMBERS

• 30 • 30 • 30 •

Caleb Broodo	2017-21
Mateen Hirbod	2016-17
Cedrick Hensley	2002-05
Early Smith	1997-00
Rafael Carrasco	1990-94
Calvin Horton	1988-89
Craig Upchurch	1987-88
Steve Smith	1985-86
Gary Orsak	1982-85
Abe Davis	1980-81
Victor Ewing	1978-80
Mike Schultz	1976-78
Dave Chapman	1971-74
John Youngdale	1969-70
Larry Cooper	1967-69
Leary Lentz	1964-67
Don Schverak	1961-64
Donald Schverak	1960-61
Wilbert Bigott	1957-60
Andy McElveen	1954-57
Jerry Pettiette	1954-54
Lloyd Hendrix	1948-51
Billy Jo Steakley	1946-48
Bill Henry	1946-47

• 31 • 31 • 31 •

Valentine Sangoyomi	2017-18
Adam Brown	2009-11
John Taylor	2003-04
Terry Price	2001-02
Josh Stanka	1997-98
Brad Bruce	1989-90
Gary Orsak	1981-82
Alberta Renta	1950-51
Lonnie Franklin	1949-50
Bill McPhail	1946-49

• 32 • 32 • 32 •

Reggie Chaney	2020 –
Rob Gray	2016-18
Kirk Van Slyke	2009-12
Brockeith Pane	2007-08
Chad Hendrick	1997-01
Deondray Carter	1995-96
Angel Sanz	1994-95
Ross Monaco	1988-92
Earl Small	1985-86
Benny Anders	1982-85
Willie Porter	1977-80
Jim Perry	1973-77
Doug Worrell	1971-73
Ken Covington	1970-71
Sonny Willis	1969-70
Billy Bane	1967-69
Elliott McVey	1965-67
Jack Margenthaler	1962-65
Reno Lifschutz	1961-62
Jim Lemmon	1958-61
Sam Sells	1956-58
Andy McElveen	1964-55
Rowan Ray	1950-51
Marvin Reichle	1947-50
Rudy Hinojosa	1946-47

• 33 • 33 • 33 •

Kyle Meyer	2015-17
Tyus Bowser	2013-15
Trumaine Johnson	2010-11
Horace McGloster	2007-08
Richard Young	2005-07
Rodney Hannah	2004-05
Anwar Ferguson	2002-04
Trey Austin	1997-99
Willie Byrd	1993-97
Darrell Mickens	1988-91
Rolando Ferreira	1986-88
Benny Anders	1981-82
Bunky Bradford	1948-51
Charlie Carpenter	1946-48

• 34 • 34 • 34 •

David Diaz	1991-93
Everett Moncur	1984-85
Hakeem Olajuwon	1981-84
Larry Rogers	1979-80
George Walker	1975-79
Emile Shelton	1974-75
Curtis Sartell	1971-74
Mars Evans	1967-71
Niemer Hamood	1966-67
Lou Perry	1963-66
Dick Jost	1961-63
Ted Luckenbill	1958-61
Eddie Erickson	1957-58
Doc Jones	1956-57
Dan Dotson	1955-56
Roy Burroughs	1950-51
Shirley Frazier	1949-50
Pete Sealy	1946-48

• 35 • 35 • 35 •

Fabian White Jr.	2017-22
TaShawn Thomas	2011-14
Anthony Jones	2006-07
Treva Crosby	1997-01
Gerry Holmes	1989-90
Jerome Brewer	1986-87
Herb Richardson	1949-51
Louis Brown	1946-49

• 36 • 36 • 36 •

Ronnie Truitt	1955-57
Jackie Bell	1954-55
Rowan Ray	1950-52
Gilbert Luton	1948-51
Ben Bowen	1947-48
Bill Swanson	1946-47

• 37 • 37 • 37 •

John (Skinny) Davis	1950-51
Richard Berg	1947-50
Guy V. Lewis	1946-47

• 38 • 38 • 38 •

Jackie Welch	1955-57
Bob Powers	1954-55
Gary Shivers	1951-54
David Rodriguez	1949-51
Royce Ray	1948-49
Lynn Smith	1947-48
Charles Reyner, Jr.	1946-47

• 38 • 38 •

Royce Ray	1950-52
Jesse Martin	1947-50
Willie Wells	1946-47
Guy V. Lewis	1946-47

• 40 • 40 • 40 •

Kendrick Washington	2009-11
Brooks Bassler	1998-99
Adrian Taylor	1995-97
Hershel Wafer	1993-95
Rickie Winslow	1983-86
Larry Micheaux	1979-83
Cedric Fears	1976-79
Bill McGrath	1973-76
Barry Smith	1972-73
Mack Mitchell	1971-72
Doug Worrell	1970-71
Mike Davis	1969-70
Theodis Lee	1966-69
Richard Apolskis	1963-66
Tommy Thomson	1959-63
Bernie Kapner	1956-59
Lupe Lopez	1953-56
Elton Cotton	1949-51
Jessie Harper	1947-49
Frank Akin	1946-47

• 41 • 41 • 41 •

Qa'raan Calhoun	2008-09
Parker Pinkalla	2003-04
Roger Fernandes	1987-92
Rickie Winslow	1986-87
Tommy Irwin	1950-51
Connie Pontikes	1947-50
Marvin Reichle	1946-47

• 42 • 42 • 42 •

Tafari Toney	2006-08
Aaron Anderson	2002-05
George Williams	1999-02
Justin Wiggins	1998-99
Chris Hayes	1997-98
Otis Grant	1996-97
Jessie Drain	1991-95
Kelvin Smith	1988-90
Michael New	1987-88
Ramon Rivera	1985-86
Tom Grant	1984-85
Michael Young	1980-84
Darnell Roper	1976-79
Charles Thompson	1974-75
Vernon Freeman	1973-74
Ed Riska	1972-73
Dwight Davis	1969-72
George Reynolds	1967-69
Andrew Benson	1966-67
Don Kruse	1965-66
Jim Jones	1963-65
Lyle Harger	1960-63
Bill Hathaway	1958-60
Danny Dotson	1956-57
Herb Hoskins	1954-56
John Davis	1949-50
L.D. Hendrix	1947-48

• 43 • 43 • 43 •

Patrick Okafor	2000-02
Jake Ballis	1998-00
Darrell Grayson	1989-93
Jerome Brewer	1986-88
Michael Young	1981-82
Roy Burroughs	1949-50
Dempsey Gatlin	1946-49

• 44 • 44 • 44 •

Curley Johnson	1993-94
Sam Mack	1991-92
Sam Pyle	1989-90
Perry Russell	1985-89
Reid Gettys	1982-85
Darnell Roper	1979-81
Ralph Hamilton	1976-79
Charles Thompson	1975-78
Sidney Edwards	1971-74
Bob Hall	1968-71
Elvin Hayes	1965-68
Dick Marshall	1964-65
Lynn Frazier	1963-64
Pete Petrou	1960-63
Dan Palombizio	1959-60
John Dull	1958-59
Russell Boone	1957-58
Dean Ray Evans	1955-57
James Scott	1954-55
Tommy Reed	1949-50
Joe Geaccone	1947-48
Bart Bestor	1946-47

• 45 • 45 • 45 •

Valentine Izundu	2012-14
Rakim Stevenson	2010-12
Moshood Martins	2001-02
Tega Moceanu	1998-01
Charles Outlaw	1991-93
Reid Gettys	1981-82

• 46 • 46 • 46 •

Granny Hambright	1955-56
------------------	---------

• 48 • 48 • 48 •

Art Helms	1955-56
Russell Boone	1956-57
Marvin Placke	1954-55

• 50 • 50 • 50 •

Marcus Cousin	2007-09
Kenny Younger	1997-00
Ashley Baumgardner	1995-97
Jermaine Johnson	1991-95
Walter Roese	1989-90
Eduardo Drownick	1987-89
Stacey Belcher	1983-87
Dan Bunce	1980-83
Marshall Sauls	1978-80
Henry Small	1977-78
Charles Thompson	1976-77
David Marrs	1972-76
Sam Wilson	1971-72
Danny Hauser	1969-70
Kent Taylor	1967-69
Bob Hayward	1966-67
Robert Hayward	1965-66

Ben Arning	1964-65
Warren Young	1963-64
DeWayne Bond	1962-63
Robert Vasquez	1961-62
Bill Howard	1960-61
Carl Raleigh	1957-60
Harlow Tucker	1955-56
Jimmie Ash	1954-55

• 52 • 52 • 52 •

Kiyron Powell	2020-22
Anthony Knox	1996-97
Alvaro Teheran	1989-91
Braxton Clark	1983-85
David Bunce	1979-83
Kent Davis	1978-79
Tim Suddarth	1975-77
Larry Nevils	1973-74
Steve Newson	1970-73
Jerry Bonney	1969-70
Melvin Bell	1968-69
Bobby Van Landingham	1967-68
Denny Neumann	1963-66
Dick Thurman	1959-62
Ed Erickson	1958-59
Bennie McMorrough	1956-57
Jack Foster	1954-56

• 53 • 53 • 53 •

Jason Perdue	1995-96
David Bunce	1981-82

• 54 • 54 • 54 •

Derrick Smith	1990-93
Clement Ikomi	1987-88
Greg Anderson	1983-87
Bryan Williams	1982-83
Leonard Mitchell	1978-80
Frank Ross	1973-76
John Bowe	1972-73
Larry Rains	1971-72
Gene Bodden	1970-71
Melvin Bell	1966-70
Carlos Bell	1968-69
Dick Marshall	1965-66
Winston Baker	1963-64
Folly Malone	1961-63
Gary Phillips	1958-61
Larry Byrd	1955-58
Jose Palafox	1954-55

• 55 • 55 • 55 •

Brison Gresham	2018-21
J.J. Richardson	2011-14
Justin Kostohryz	2002-03
Bryan Williams	1981-82

• 56 • 56 • 56 •

Jimmie Ash	1955-57
Jim Hatton	1954-55

• 58 • 58 • 58 •

Ray Patoprsty	1956-57
Don Boldebeck	1954-55



SERIES HISTORY

Opponent	Games	W-L	Pct.	Current Streak	First Game	Last Game
Abilene Christian	4	3-1	.750	W2	1947-48	2004-15
Air Force	4	3-1	.750	L1	1963-64	2000-01
Akron	3	1-2	.333	L2	1993-94	2016-17
Alabama	5	3-2	.600	L1	1956-57	2021-22
Alabama A&M	1	1-0	1.000	W1	2018-19	2018-19
Alabama State	1	1-0	1.000	W1	2019-20	2019-20
Alaska-Anchorage	4	3-1	.750	W1	1978-79	2009-10
Alaska-Fairbanks	1	1-0	1.000	W1	1999-00	1999-00
Alcorn State	7	7-0	1.000	W7	1981-82	2021-22
Arizona	12	6-6	.500	W1	1967-68	2021-22
Arizona State	6	3-3	.500	L1	1958-59	1986-87
Arkansas	40	18-22	.450	W1	1975-76	2017-18
Arkansas State	5	4-1	.800	W2	1966-67	1992-93
Arkansas-Pine Bluff	4	2-2	.500	L1	1996-97	2014-15
Army	1	1-0	1.000	W1	1980-81	1980-81
Auburn	7	6-1	.857	W5	1961-62	1982-83
Ball State	0	0-0	.000	---	2019-20	2019-20
Baylor	54	38-16	.704	L2	1952-53	2020-21
Beloit College	1	0-1	.000	L1	1949-50	1949-50
Bethune-Cookman	1	1-0	1.000	W1	2003-04	2003-04
Biscayne	7	6-1	.857	W3	1973-74	1983-84
Boise State	2	1-1	.500	W1	2014-15	2020-21
Boston College	1	1-0	1.000	W1	1981-82	1981-82
Bowling Green	3	1-2	.333	L1	1961-62	1974-75
Brooke Medical Center	1	1-0	1.000	W1	1949-50	1949-50
Bryant	1	1-0	1.000	W1	2021-22	2021-22
Butler	1	1-0	1.000	W1	2021-22	2021-22
BYU	8	5-3	.625	L1	1965-66	2018-19
BYU-Hawai'i	2	2-0	1.000	W2	1984-85	1985-86
Cal Poly	1	1-0	1.000	W1	1975-76	1975-76
Cal State Fullerton	2	2-0	1.000	W2	1991-92	1992-93
California	7	4-3	.571	L2	1971-72	1999-00
Campbell	1	1-0	1.000	W1	1984-85	1984-85
Canisius	1	1-0	1.000	W1	1957-58	1957-58
Centenary	2	21-5	.808	W2	1948-49	2005-06
Chaminade	1	1-0	1.000	W1	2001-02	2001-02
Charlotte	12	2-10	.167	W1	1996-97	2006-07
Chicago State	2	2-0	1.000	W2	2003-04	2012-13
Cincinnati	44	11-33	.250	W6	1957-58	2021-22
The Citadel	1	1-0	1.000	W1	2009-10	2009-10
Cleveland State	1	1-0	1.000	W	2020-21	2020-21
Coastal Carolina	2	2-0	1.000	W2	1989-90	2007-08
College of Charleston	1	1-0	1.000	W1	2007-08	2007-08
Colorado	6	3-3	.500	L2	1963-64	1995-96
Colorado State	2	1-1	.500	L1	1965-66	1987-88
Concordia Lutheran	1	1-0	1.000	W1	1984-85	1984-85
Coppin State	1	1-0	1.000	W1	2018-19	2018-19
Cornell	1	1-0	1.000	W1	2016-17	2016-17
Corpus Christi State	2	2-0	1.000	W2	1971-72	1972-73
Creighton	10	7-3	.700	L1	1949-50	2006-07
Dartmouth	1	0-1	.000	L1	1957-58	1957-58
Dayton	7	4-3	.571	W2	1961-62	1975-76
Delaware State	1	1-0	1.000	W1	1996-97	1996-97
Denver	3	3-0	1.000	W2	1971-72	1973-74
DePaul	14	4-10	.286	L6	1984-85	2004-05
Detroit	15	9-6	.600	W2	1950-51	1985-86
Drake	17	6-11	.353	L3	1950-51	1994-95
Drexel	2	1-1	.500	L1	1987-88	2017-18
East Carolina	25	19-6	.760	W1	2001-02	2021-22
East Tennessee State	1	0-1	.000	L1	2003-04	2003-04
East Texas Baptist	2	2-0	1.000	W2	1947-48	1947-48
East Texas State	8	5-3	.625	L1	1946-47	1948-49
Eastern Illinois	1	1-0	1.000	W1	2015-16	2015-16
Fairfield	2	2-0	1.000	W2	1967-68	2017-18
Florida	2	2-0	1.000	W2	1970-71	1973-74
Florida A&M	2	2-0	1.000	W2	2012-13	2015-16
Florida State	5	3-2	.600	W1	1961-62	1973-74
Florida Tech	1	1-0	1.000	W1	2005-06	2005-06
Fordham	1	1-0	1.000	W1	1987-88	1987-88
Fresno State	1	0-1	.000	L1	1983-84	1983-84
Furman	1	0-1	.000	L1	1974-75	1974-75
George Mason	2	1-1	.500	W1	2012-13	2016-17
George Washington	2	2-0	1.000	W2	1967-68	1999-00
Georgetown	5	0-5	.000	L5	1979-80	2000-01
Georgia Southern	1	0-1	.000	L1	2008-09	2008-09

Opponent	Games	W-L	Pct.	Current Streak	First Game	Last Game
Georgia State	1	1-0	1.000	W1	2018-19	2018-19
Georgia Tech	4	1-3	.250	W1	1988-89	2019-20
Grambling State	5	5-0	1.000	W5	2004-05	2012-13
Grand Canyon	1	0-1	.000	L1	2015-16	2015-16
Hardin-Simmons	6	6-0	1.000	W6	1949-50	1978-79
Harvard	2	0-2	.000	L2	2014-15	2016-17
Hawai'i	5	5-0	1.000	W5	1966-67	1977-78
Hawai'i-Hilo	1	1-0	1.000	W1	1977-78	1977-78
Hawai'i-Loa	1	1-0	1.000	W1	1989-90	1989-90
High Point	1	1-0	1.000	W1	1946	1946
Hofstra	1	1-0	1.000	W1	2021-22	2021-22
Howard	1	1-0	1.000	W1	2013-14	2013-14
Houston Baptist	13	13-0	1.000	W13	1971-72	2019-20
Idaho	1	1-0	1.000	W1	1963-64	1963-64
Idaho State	1	1-0	1.000	W1	1966-67	1966-67
Illinois	6	3-3	.500	W1	1967-68	2021-22
Illinois-Chicago	3	3-0	1.000	W3	1990-91	1992-93
Illinois State	1	1-0	1.000	W1	1976-77	1976-77
Indiana	1	0-1	.000	L1	1972-73	1972-73
Indiana State	2	1-1	.500	W1	1946	1976-77
Iowa	2	1-1	.667	W1	1968-69	1981-82
Iowa State	6	3-3	.500	L2	1956-57	2009-10
IUPUI	1	1-0	1.000	W1	1998-99	1998-99
Jacksonville	4	2-2	.500	L1	1970-71	1973-74
James Madison	2	2-0	1.000	W2	1994-95	1995-96
Kansas	7	2-5	.286	L3	1966-67	2001-02
Kansas State	8	3-5	.375	L1	1955-56	1974-75
Kent State	0	0-0	.000	---	---	---
Kentucky	5	1-4	.200	L1	1956-57	2018-19
Lamar	28	25-3	.893	W4	1953-54	2020-21
LaSalle	1	1-0	1.000	W1	1975-76	1975-76
Lehigh	2	2-0	1.000	W2	1993-94	2013-14
Liberty	2	2-0	1.000	W2	2016-17	2017-18
Little Rock	1	0-1	.000	L1	1988-89	1988-89
Long Beach State	4	2-2	.500	L2	1969-70	1993-94
Long Island	2	2-0	1.000	W2	1970-71	1971-72
Loras College	1	1-0	1.000	W1	1949-50	1949-50
Louisiana	17	10-7	.588	W1	1947-48	2021-22
Louisiana College	1	1-0	1.000	W1	2012-13	2012-13
Louisiana Tech	4	2-2	.500	L2	1975-76	2010-11
Louisville	21	5-16	.238	L3	1967-68	2013-14
Loyola Marymount	1	1-0	1.000	W1	1969-70	1969-70
Loyola (Ill.)	3	1-2	.333	W1	1962-63	1967-68
Loyola (La.)	22	12-10	.545	W1	1946-47	1971-72
LSU	20	11-9	.550	W1	1962-63	2018-19
Marist	1	1-0	1.000	W1	2007-08	2007-08
Marquette	12	4-8	.333	L3	1949-50	2004-05
Marshall	10	6-4	.600	W1	1967-68	2012-13
Maryland	3	1-2	.333	L1	1965-66	2009-10
Massachusetts	2	1-1	.500	W1	2007-08	2008-09
McMurry	3	3-0	1.000	W3	1947-48	1959-60
McNeese	7	6-1	.857	W5	1994-95	2017-18
Memphis	56	21-35	.375	W1	1956-57	2021-22
Mercer	1	1-0	1.000	W1	1974-75	1974-75
Miami (Fla.)	14	9-5	.643	W5	1955-56	1970-71
Michigan	4	1-3	.250	L1	1962-63	2017-18
Michigan State	1	1-0	1.000	W1	1971-72	1971-72
Middle Tennessee	2	2-0	1.000	W2	2007-08	2008-09
Midwestern	4	3-1	.750	W1	1949-50	1950-51
Minnesota	7	3-4	.429	L1	1962-63	1987-88
Mississippi	3	1-2	.333	L2	1961-62	1996-97
Mississippi State	7	5-2	.714	L2	1962-63	2009-10
Mississippi Valley State	3	3-0	1.000	W3	1986-87	2014-15
Missouri	7	4-3	.529	W1	1950-51	2004-05
Missouri State	3	0-3	.000	L3	1993-94	2005-06
Monmouth	1	1-0	1.000	W1	2006-07	2006-07
Montana	1	1-0	1.000	W1	1946-47	1946-47
Montana State	3	3-0	1.000	W3	1963-64	1969-70
Morehead State	1	1-0	1.000	W1	2007-08	2007-08
Morgan State	2	2-0	1.000	W1	2014-15	2016-17
Mount St. Mary's	1	1-0	1.000	W1	2000-01	2000-01
Murray State	6	5-1	.833	W5	1951-52	2015-16
NC State	4	0-4	.000	L4	1982-83	2001-02
Nebraska	4	3-1	.750	L1	1962-63	2006-07
Nevada	10	8-2	.800	W1	1973-74	2010-11

HISTORY



SERIES HISTORY

Opponent	Games	W-L	Pct.	Current Streak	First Game	Last Game
New Mexico	3	2-1	.667	L1	1966-67	1998-99
New Mexico State	2	2-0	1.000	W2	1966-67	1970-71
New Orleans	5	4-1	.800	W2	1972-73	2017-18
Niagara	1	1-0	1.000	W1	1979-80	1979-80
Nicholls State	3	3-0	1.000	W3	2009-10	2015-16
NJIT	1	1-0	1.000	W1	2018-19	2018-19
Norfolk State	0	0-0	.000	---	---	---
North Carolina	6	1-5	.167	L5	1966-67	1992-93
North Carolina A&T	1	1-0	1.000	W1	2011-12	2011-12
North Carolina Central	1	1-0	1.000	W1	2015-16	2015-16
North Dakota State	1	1-0	1.000	W1	1967-68	1967-68
North Florida	0	0-0	.000	---	---	---
North Texas	35	30-5	.857	W8	1946-47	2008-09
Northeastern	2	2-0	1.000	W2	1988-89	1989-90
Northern Arizona	1	0-1	.000	L1	1946-47	1946-47
Northern Colorado	0	0-0	.000	---	---	---
Northwestern Oklahoma State	1	1-0	.000	W1	2010-11	2010-11
Northwestern State	4	4-0	1.000	W3	1970-71	2021-22
Notre Dame	8	4-4	.500	W1	1964-65	1989-90
Oakland	1	0-1	.000	L1	2011-12	2011-12
Ohio	1	0-1	.000	L1	1999-00	1999-00
Ohio State	5	1-4	.200	W1	1963-64	2018-19
Oklahoma	3	1-2	.333	L1	1960-61	2011-12
Oklahoma City	33	15-18	.455	L1	1947-48	1964-65
Oklahoma State	22	9-13	.409	W1	1950-51	2021-22
Oral Roberts	1	0-1	.000	L1	1973-74	1973-74
Oregon	4	3-1	.750	W1	1970-71	2021-22
Oregon State	3	1-2	.333	W1	1965-66	2020-21
Our Lady of the Lake	1	1-0	1.000	W1	2020-21	2020-21
Pacific	4	4-0	1.000	W4	1960-61	1982-83
Penn State	1	0-1	.000	L1	1964-65	1964-65
Pepperdine	5	4-1	.800	W4	1946-47	1982-83
Pittsburgh	1	0-1	.000	L1	1952-53	1952-53
Portland	5	5-0	1.000	W5	1962-63	2019-20
Portland State	1	1-0	1.000	W1	1998-99	1998-99
Prairie View A&M	8	6-2	.750	W4	2001-02	2017-18
Presbyterian	1	1-0	1.000	W1	2008-09	2008-09
Princeton	1	1-0	1.000	W1	1983-84	1983-84
Providence	2	2-0	1.000	W2	1965-66	2017-18
Purdue	3	1-2	.333	L2	1981-82	1997-98
Rhode Island	6	5-1	.833	W1	1964-65	20160-7
Rice	83	65-18	.783	W6	1971-72	2021-22
Rogers State	2	2-0	1.000	W2	2010-11	2011-12
Rutgers	4	3-1	.750	W1	1973-74	2020-21
Sacramento State	4	4-0	1.000	W4	1967-68	1999-00
St. Bonaventure	1	0-1	.000	L1	1976-77	1976-77
Saint Joseph's	0	0-0	.000	---	---	---
St. John's	1	0-1	.000	L1	1989-90	1989-90
Saint Louis	38	14-24	.368	W3	1950-51	2018-19
Saint Mary's (Calif.)	3	2-1	.667	L1	1966-67	1996-97
St. Mary's (Texas)	15	13-2	.867	W8	1965-66	1991-92
Sam Houston State	35	26-9	.743	W4	1946-47	2010-11
Samford	1	1-0	1.000	W1	1972-73	1972-73
San Diego	1	0-1	.000	L1	2009-10	2009-10
San Diego State	3	1-2	.333	W1	2001-02	2017-18
San Francisco	6	3-3	.500	L2	1965-66	1976-77
San Jose State	2	1-1	.500	L1	2012-13	2013-14
Santa Clara	5	1-4	.200	L1	1958-59	1997-98
Seattle	5	2-3	.400	L1	1961-62	1972-73
Seton Hall	1	0-1	.000	L1	1981-82	1981-82
Shur-Start Battery	2	1-1	.500	W1	1948-49	1948-49
Siena	1	1-0	1.000	W1	1953-54	1953-54
SMU	90	56-34	.622	W1	1955-56	2021-22
South Alabama	4	1-3	.250	L3	1969-70	2006-07
South Carolina	7	4-3	.571	W2	1970-71	2020-21
South Carolina State	1	0-1	.000	L1	2014-15	2014-15
South Florida	36	24-12	.667	W12	1989-90	2021-22
Southeast Oklahoma	3	2-1	.667	L1	1946-47	1947-48
Southeast Missouri State	1	1-0	1.000	W1	2000-01	2000-01
Southeastern Louisiana	1	1-0	1.000	W1	2004-05	2004-05
Southern	1	1-0	1.000	W1	2007-08	2007-08
Southern Miss	33	17-16	.515	L1	1968-69	2012-13
Southwestern	7	6-1	.857	W5	1946	1984-85
Stanford	4	2-2	.500	L2	1971-72	2013-14
Stephen F. Austin	17	13-4	.765	L1	1946-47	1993-94

Opponent	Games	W-L	Pct.	Current Streak	First Game	Last Game
Stetson	1	1-0	1.000	W1	1983-84	1983-84
Syracuse	1	0-1	.000	L1	1982-83	1982-83
TCU	73	48-25	.658	W1	1955-56	2012-13
Temple	15	12-3	.800	W5	2013-14	2021-22
Tennessee	5	2-3	.400	L2	1970-71	1995-96
Tennessee State	1	1-0	1.000	W1	2001-02	2001-02
Tennessee Tech	1	1-0	1.000	W1	1966-67	1966-67
Texas	64	32-32	.500	W1	1949-50	2012-13
Texas A&I	10	9-1	.900	W1	1954-55	1980-81
Texas A&M	85	53-32	.624	L3	1946-47	2013-14
Texas A&M-Corpus Christi	8	7-1	.875	W3	2005-06	2013-14
Texas Lutheran	8	8-0	1.000	W8	1974-75	1995-96
Texas Southern	8	5-3	.625	W1	1990-91	2012-13
Texas State	16	14-2	.875	W3	1946-47	2021-22
Texas Tech	56	29-27	.518	W2	1960-61	2020-21
Texas Wesleyan	6	6-0	1.000	W6	1962-63	1985-86
Toledo	5	3-2	.600	W2	1985-86	2008-09
Trinity	19	18-1	.947	W13	1946-47	1976-77
Troy	1	1-0	1.000	W1	2009-10	2009-10
Tulane	48	30-18	.625	W9	1946-47	2021-22
Tulsa	59	30-29	.508	W2	1950-51	2021-22
UAB	25	7-18	.280	W2	1996-97	2021-22
UC Davis	1	1-0	1.000	W1	1961-62	1961-62
UC Irvine	2	2-0	1.000	W2	1991-92	1992-93
UC Santa Barbara	5	4-1	.800	L1	1969-70	1989-90
UCF	31	20-11	.645	W6	2005-06	2021-22
UCLA	9	2-7	.222	L6	1961-62	2001-02
UConn	15	9-6	.600	L1	1999-00	2019-20
UIW	1	1-0	1.000	W1	2017-18	2017-18
ULM	5	3-2	.300	W1	1973-74	2015-16
UNLV	10	6-4	.600	L4	1966-67	2006-07
USC	12	4-8	.333	L2	1961-62	1995-96
UT Arlington	6	6-0	1.000	W6	1967-68	2019-20
UT Rio Grande Valley	13	12-0	1.000	W13	1977-78	2018-19
Utah	1	1-0	1.000	W1	1982-83	1982-83
Utah Valley	1	1-0	1.000	1.000	2011-12	2011-12
Utah State	3	2-1	.667	W1	1961-62	2018-19
UTEP	27	11-16	.407	W1	1979-80	2019-20
UTSA	10	7-3	.700	W2	1981-82	2013-14
Valparaiso	5	4-1	.800	W4	1955-56	2007-08
Vanderbilt	2	1-1	.500	L1	1986-87	2001-02
VCU	3	0-3	.000	L3	2005-06	2007-08
Vermont	1	1-0	1.000	W1	2016-17	2016-17
Villanova	7	3-4	.429	L1	1953-54	2021-22
Virginia	7	4-3	.571	W1	1982-83	2021-22
Virginia Tech	3	2-1	.667	W1	1967-68	1973-74
Wabash College	1	1-0	1.000	W1	1973-74	1973-74
Wake Forest	2	2-0	1.000	W2	1983-84	2017-18
Washington	8	3-5	.375	W1	1958-59	2019-20
Washington State	2	2-0	1.000	W2	1971-72	1972-73
West Texas A&M	14	11-3	.786	L1	1959-60	1986-87
West Texas State	1	1-0	1.000	W1	1967-68	1967-68
Wichita State	35	17-18	.486	W2	1949-50	2021-22
Wisconsin	3	1-2	.333	L1	1964-65	2021-22
WKU	5	3-2	.600	W1	1953-54	2020-21
Wyoming	5	3-2	.600	W1	1963-64	2015-16
Xavier	2	2-0	1.000	W2	1972-73	1977-78
Yale	1	0-1	.000	L1	1988-89	1988-89
Totals	2,243	1,370-873	.611	L1	1946	2021-22

2022-23 opponents/possible opponents in **bold red**



SERIES RECORDS

ABILENE CHRISTIAN (3-1)

Home: 3-0 • Road: 0-1 • Neutral: 0-0

12/2/47	H	W	54-31
12/5/47	A	L	41-48
12/4/67	H	W	90-75
12/6/14	H	W	71-59

AIR FORCE (3-1)

Home: 2-0 • Road: 1-0 • Neutral: 0-1

1/2/64	H	W	64-53
3/4/67	A	W	90-80
2/17/68	H	W	106-82
<i>BCA Classic (Winston-Salem, N.C.)</i>			
11/16/00	N	L	53-59

AKRON (1-2)

Home: 1-1 • Road: 0-1 • Neutral: 0-0

11/27/93	H	W	69-53
12/3/94	A	L	56-66
<i>NIT First Round (H&PE Arena, Houston)</i>			
3/15/17	H	L	75-78

ALABAMA (3-2)

Home: 0-0 • Road: 0-1 • Neutral: 3-1

<i>Sugar Bowl Classic (New Orleans)</i>			
12/28/56	W	76-68	
<i>Sugar Bowl Classic (New Orleans)</i>			
12/29/74	N	L	88-105
<i>NIT (Madison Square Garden, New York)</i>			
3/17/77	N	W	82-76
<i>Sun Carnival Tournament (El Paso, Texas)</i>			
12/29/79	N	W	83-75
12/11/21	A	L	82-83

ALABAMA A&M (1-0)

Home: 1-0 • Road: 0-0 • Neutral: 0-0

<i>Men Against Breast Cancer Cougar Cup (H&PE Arena - Houston)</i>			
11/10/18	H	W	101-54

ALABAMA STATE (1-0)

Home: 1-0 • Road: 0-0 • Neutral: 0-0

11/12/19	H	W	84-56
----------	---	---	-------

ALASKA-ANCHORAGE (3-1)

Home: 0-0 • Road: 3-1 • Neutral: 0-0

12/23/78	A	W	100-85
12/25/78	A	W	94-81
12/27/80	A	L	78-79
<i>Carrs/Safeway Great Alaska Shootout (Anchorage, Alaska)</i>			
11/28/09	A	W	73-57

ALASKA-FAIRBANKS (1-0)

Home: 0-0 • Road: 1-0 • Neutral: 0-0

<i>Top of the World Classic (Anchorage, Alaska)</i>			
11/18/99	A	W	81-59

ALCORN STATE (7-0)

Home: 6-0 • Road: 0-0 • Neutral: 1-0

<i>NCAA Tournament Midwest Region First Round (Tulsa, Okla.)</i>			
3/11/82	N	W	94-84
12/22/88	H	W	112-74
11/18/08	H	W	110-57
11/14/10	H	W	88-68
12/9/13	H	W	89-58
12/20/20	H	W	88-55
12/6/21	H	W	77-45

ARIZONA (6-6)

Home: 4-2 • Road: 1-4 • Neutral: 1-0

12/22/67	A	W	81-76
12/5/68	H	W	85-64
12/9/77	A	L	80-81
11/30/79	H	W	74-72
11/26/82	H	W	104-63
12/8/94	A	L	67-81
12/2/95	H	L	69-73
12/3/05	H	W	69-65
12/17/06	A	L	62-87
1/12/08	H	L	71-85
1/24/09	A	L	90-96 (OT)
<i>NCAA Tournament First Round (AT&T Center - San Antonio, Texas)</i>			
3/24/22	N	W	72-60

ARIZONA STATE (3-3)

Home: 2-2 • Road: 1-1 • Neutral: 0-0

12/8/58	H	W	101-68
12/10/71	H	L	97-98

12/11/71	H	W	88-76
12/10/77	A	L	78-79
12/3/79	H	L	65-78
<i>Kactus Classic (Tempe, Ariz.)</i>			
12/6/86	A	W	83-66

ARKANSAS (18-22)

Home: 13-5 • Road: 3-14 • Neutral: 2-3

1/5/76	A	L	47-92
1/12/76	H	W	72-71
1/8/77	A	L	70-81
2/5/77	H	L	80-82
<i>SWC Classic (The Summit - Houston)</i>			
3/5/77	N	L	74-80
1/8/78	A	L	65-84
2/18/78	H	W	84-75
3/3/78	H	W	70-69
1/6/79	H	L	61-62
2/17/79	A	L	58-78
1/19/80	A	L	57-60
2/9/80	H	W	90-84 (3OT)
1/19/81	H	W	57-54
2/14/81	A	L	55-70
1/23/82	A	L	66-67
2/13/82	H	W	55-53
<i>SWC Classic (Dallas)</i>			
3/6/82	N	L	69-84
1/22/83	H	W	75-60
3/3/83	A	W	74-66
2/26/84	H	W	64-61
3/4/84	A	L	68-73
<i>SWC Classic (The Summit - Houston)</i>			
3/11/84	N	W	57-56
1/19/85	H	W	78-73
2/20/85	A	L	59-73
1/15/86	A	W	87-85 (OT)
2/15/86	H	W	93-83
1/17/87	H	W	60-55
2/11/87	A	W	57-54
1/30/88	A	L	62-71
3/3/88	H	W	82-77
2/1/89	H	L	87-88
3/6/89	A	L	79-107
1/3/90	H	L	78-82
1/22/90	A	L	89-100
<i>SWC Classic (Dallas)</i>			
3/11/90	N	L	84-96
1/6/91	A	L	79-95
2/7/91	H	L	74-81
<i>Played in Little Rock, Ark.</i>			
11/18/11	N	W	87-78
12/6/16	A	L	72-84
<i>Played in H&PE Arena (Houston)</i>			
12/2/17	H	W	91-65

ARKANSAS STATE (4-1)

Home: 2-0 • Road: 2-1 • Neutral: 0-0

<i>Holiday Tournament (Jonesboro, Ark.)</i>			
12/29/66	A	W	68-58
12/7/87	H	W	80-72
12/10/88	A	L	51-54
12/3/91	H	W	72-54
12/22/92	A	W	84-82

ARKANSAS-PINE BLUFF (2-2)

Home: 2-2 • Road: 0-0 • Neutral: 0-0

11/23/96	H	L	64-66
11/18/97	H	W	73-55
12/29/07	H	W	76-65
<i>Continental Tire Las Vegas Classic</i>			
<i>Regional Round (Hofheinz Pavilion - Houston)</i>			
12/17/14	H	L	56-61 (OT)

ARMY (1-0)

Home: 1-0 • Road: 0-0 • Neutral: 0-0

<i>Kettle Classic (Houston)</i>			
12/19/80	H	W	88-58

AUBURN (6-1)

Home: 3-0 • Road: 1-0 • Neutral: 2-1

<i>Lion's Club Tournament (Houston)</i>			
12/23/61	N	W	54-49
<i>Holiday Classic</i>			
<i>(Sam Houston Coliseum, Houston)</i>			
12/29/62	N	L	69-71 (OT)
12/16/64	H	W	50-48
<i>Sugar Bowl Classic (New Orleans)</i>			
12/30/65	N	W	89-76
12/20/71	H	W	79-76
12/1/77	A	W	88-87
12/8/82	H	W	77-65

BAYLOR (38-16)

Home: 23-4 • Road: 14-10 • Neutral: 1-2

1/26/53	A	L	62-77
12/8/62	H	W	70-61
1/25/64	H	W	61-60
1/28/65	H	W	80-78
1/26/66	H	W	92-91 (OT)
1/10/73	H	W	86-82
1/10/74	H	W	74-70
1/24/76	H	W	79-73
2/21/76	A	L	72-79
<i>SWC Tournament (Waco, Texas)</i>			
2/28/76	A	W	88-86
1/24/77	H	W	111-89
2/23/77	A	W	78-76
1/17/78	H	W	100-89
2/7/78	A	L	69-70
1/16/79	A	L	77-85
2/6/79	H	L	77-80
<i>SWC Classic (The Summit - Houston)</i>			
3/11/79	N	W	83-82
1/26/80	H	W	82-71
2/16/80	A	W	60-58
1/26/81	A	W	53-51
2/21/81	H	L	77-85
1/30/82	H	W	99-78
2/20/82	A	W	78-74
2/2/83	H	W	86-69
3/5/83	A	W	93-64
1/28/84	A	W	84-58
2/29/84	H	W	80-65
1/24/85	H	W	81-77
2/23/85	A	L	84-88
1/18/86	A	W	79-58
2/20/86	H	W	77-70
1/26/87	H	L	62-67
2/14/87	A	L	57-63 (OT)
<i>SWC Tournament (Dallas)</i>			
3/7/87	N	L	52-54
1/27/88	A	L	59-77
2/27/88	H	L	73-88
1/28/89	H	W	81-72
3/1/89	A	W	75-59
1/17/90	A	W	78-74
2/17/90	H	W	83-77
1/2/91	A	W	87-85
2/2/91	H	W	86-76
1/11/92	H	W	83-77
2/12/92	A	W	98-92
1/19/93	H	W	83-77
2/23/93	A	W	76-75
1/22/94	A	L	81-85
2/19/94	H	W	87-82 (OT)
1/25/95	H	W	87-83
2/22/95	A	L	89-97
1/27/96	A	W	91-84
2/24/96	H	W	79-69
<i>Space City Hoops Classic (Reliant Stadium, Houston)</i>			
11/30/02	N	L	60-62
<i>NCAA Tournament Final Four (Lucas Oil Stadium, Indianapolis)</i>			
4/3/21	N	L	59-78

BELOIT COLLEGE (0-1)

Home: 0-0 • Road: 0-1 • Neutral: 0-0

12/9/49	A	L	56-70
---------	---	---	-------

BETHUNE-COOKMAN (1-0)

Home: 1-0 • Road: 0-0 • Neutral: 0-0

12/17/03	H	W	56-45
----------	---	---	-------

BISCAYNE (6-1)

Home: 4-0 • Road: 2-1 • Neutral: 0-0

2/14/74	H	W	99-63
2/10/75	A	W	99-93
12/3/76	H	W	104-64
12/6/80	A	L	74-76
12/6/81	H	W	106-74
12/4/82	A	W	78-59
12/3/82	H	W	69-51

BOISE STATE (1-1)

Home: 1-0 • Road: 0-0 • Neutral: 0-1

<i>Continental Tire Las Vegas Championship Round (Las Vegas)</i>			
12/22/14	N	L	73-75 (OT)
<i>Southwest Showcase</i>			
11/27/20	H	W	68-58

BOSTON COLLEGE (1-0)

Home: 0-0 • Road: 0-0 • Neutral: 1-0

<i>NCAA Tournament Midwest Regional (St. Louis)</i>			
3/21/82	N	W	99-92

BOWLING GREEN (1-2)

Home: 1-0 • Road: 0-1 • Neutral: 0-1

<i>All-College Tournament (Oklahoma City)</i>			
12/29/61	N	L	45-47
12/23/68	H	W	91-80
3/1/75	A	L	101-121

BRADLEY (7-13)

Home: 5-4 • Road: 1-9 • Neutral: 1-0

12/6/49	A	L	57-73
12/2/50	A	L	73-94
2/6/51	H	L	47-60
2/18/52	A	L	47-74
2/27/52	H	L	50-54
1/18/54	A	L	71-86
2/5/55	H	W	64-55
2/9/56	A	W	82-70
2/20/56	H	W	68-53
1/17/57	A	L	64-81
2/25/57	H	W	88-79
1/6/58	H	L	73-75 (OT)
1/11/58	A	L	80-116
1/12/59	H	L	50-60
3/2/59	A	L	60-74
2/8/60	A	L	57-78
2/22/60	H	W	63-58
1/12/61	H	W	60-59
2/16/61	A	L	74-90
<i>Rainbow Classic (Honolulu)</i>			
12/28/67	N	W	69-52

BRYANT (1-0)

Home: 1-0 • Road: 0-0 • Neutral: 0-0

12/3/21	H	W	111-44
---------	---	---	--------

BUTLER (1-0)

Home: 0-0 • Road: 0-0 • Neutral: 1-0

<i>Maui Jim Maui Invitational (Las Vegas)</i>			
11/22/21	N	W	70-52

BYU (5-3)

Home: 2-1 • Road: 2-1 • Neutral: 1-1

12/4/65	A	L	82-111
12/16/67	H	W	102-69
<i>Cable Car Classic (San Francisco)</i>			
12/14/68	N	W	98-75
<i>Pillsbury Classic (Minneapolis)</i>			
12/30/78	N	L	77-84
<i>BYU Cougar Classic (Provo, Utah)</i>			
12/14/96	A	W	89-69
<i>NIT First Round (Hofheinz Pavilion - Houston)</i>			
3/15/06	H	W	77-67
<i>Men Against Breast Cancer Cougar Cup (H&PE Arena - Houston)</i>			
11/24/18	A	W	76-62
11/15/19	H	L	71-72

BYU (Hawai'i) (2-0)

Home: 2-0 • Road: 0-0 • Neutral: 0-0

12/28/84	H	W	100-77
12/18/85	H	W	92-82

CAL POLY (1-0)

Home:



SERIES RECORDS

2/15/14	A	L	62-73
1/21/15	A	L	54-67
2/21/15	H	L	53-63
1/13/16	A	L	59-70
3/3/16	H	W	69-56
1/7/17	H	L	58-67
3/2/17	A	L	47-65
<i>Played in Highland Heights, Ky.</i>			
1/31/18	A	L	70-80
<i>Played in H&PE Arena (Houston)</i>			
2/15/18	H	W	67-62
<i>The American Championship (Orlando)</i>			
3/11/18	N	L	55-56
2/10/19	H	W	65-58
3/10/19	A	W	85-69
<i>The American Championship (Memphis, Tenn.)</i>			
3/17/19	N	L	57-69
2/1/20	A	L	62-64
3/1/20	H	W	68-55
2/21/21	H	W	90-52
<i>The American Championship Title Game (Dickies Arena - Fort Worth, Texas)</i>			
3/14/21	N	W	91-54
2/6/22	A	W	80-58
3/1/22	H	W	71-53
<i>The American Championship Quarterfinals (Dickies Arena - Fort Worth, Texas)</i>			
3/11/22	N	W	69-56

THE CITADEL (1-0)

Home: 1-0 • Road: 0-0 • Neutral: 0-0
12/21/09 H W 81-58

CLEVELAND STATE (1-0)

Home: 1-0 • Road: 0-0 • Neutral: 1-0
NCAA Tournament First Round (Skydote Assembly Hall; Bloomington, Ind.)
3/19/21 N W 87-56

COASTAL CAROLINA (2-0)

Home: 1-0 • Road: 0-0 • Neutral: 1-0
Holiday Classic (Tampa, Fla.)
12/28/89 N W 82-79
11/26/07 H W 86-79

COLLEGE OF CHARLESTON (1-0)

Home: 0-0 • Road: 0-0 • Neutral: 1-0
ESPN Puerto Rico Tip-Off (San Juan, P.R.)
11/17/07 N W 84-69

COLORADO (3-3)

Home: 2-1 • Road: 1-2 • Neutral: 0-0
12/12/63 A L 61-72
12/19/65 H W 70-61
1/6/72 H W 70-66
12/4/72 A W 77-71
12/30/94 H L 66-85
12/9/95 A L 74-77

COLORADO STATE (1-1)

Home: 0-0 • Road: 0-1 • Neutral: 1-0
NCAA Tournament West Region First Round (Wichita, Kan.)
3/7/66 N W 82-76
NIT First Round (Fort Collins, Colo.)
3/18/88 A L 61-71

CONCORDIA LUTHERAN (1-0)

Home: 1-0 • Road: 0-0 • Neutral: 0-0
11/24/84 H W 85-62

COPPIN STATE (1-0)

Home: 1-0 • Road: 0-0 • Neutral: 0-0
12/23/18 H W 75-44

CORNELL (1-0)

Home: 1-0 • Road: 0-0 • Neutral: 0-0
11/26/16 H W 83-53

CORPUS CHRISTI STATE (2-0)

Home: 2-0 • Road: 0-0 • Neutral: 0-0
2/24/72 H W 105-81
2/15/73 H W 82-70

CREIGHTON (7-3)

Home: 4-0 • Road: 3-2 • Neutral: 0-1
12/13/49 A L 47-52
2/13/67 A W 87-80
2/25/67 H W 87-73

2/7/70	H	W	78-77 (20T)
3/4/70	A	W	62-58
1/6/71	H	W	83-76
2/17/73	A	L	77-78
12/21/96	H	W	74-73
1/4/97	A	W	74-72
<i>Outrigger Rainbow Classic (Honolulu)</i>			
12/22/06	N	L	72-80

DARTMOUTH (0-1)

Home: 0-0 • Road: 0-1 • Neutral: 0-0
12/12/57 A L 64-84

DAYTON (4-3)

Home: 2-0 • Road: 1-1 • Neutral: 1-2
NIT (New York)
3/17/62 N L 77-94
Played at Madison Square Garden (New York)
2/24/66 N L 69-71
NCAA Tournament Midwest Region First Round (Lawrence, Kan.)
3/7/70 N W 71-64
1/4/71 H W 106-80
3/3/72 A L 69-73
1/6/75 H W 86-85
12/27/75 A W 72-68

DELAWARE STATE (1-0)

Home: 1-0 • Road: 0-0 • Neutral: 0-0
12/19/96 H W 74-63

DENVER (3-0)

Home: 2-0 • Road: 1-0 • Neutral: 0-0
2/7/72 H W 98-69
3/4/72 A W 94-91
1/4/74 H W 9-79

DePAUL (4-10)

Home: 3-4 • Road: 1-6 • Neutral: 0-0
1/12/85 A L 58-69
12/12/85 H L 78-84
12/5/89 H W 65-49
1/12/91 A L 62-76
1/25/92 A W 82-65
12/30/93 H L 69-89
1/18/97 H W 78-76
1/24/98 H W 65-59
1/3/99 A L 82-93
1/16/00 H L 68-77
2/7/01 A L 78-90
3/8/03 A L 59-65
2/14/04 H L 54-66
1/8/05 A L 57-68

DETROIT (9-6)

Home: 6-2 • Road: 2-4 • Neutral: 1-0
2/13/51 A L 61-70
2/14/51 A L 73-93
12/21/51 H L 56-73
12/22/51 H W 74-71
12/16/52 A W 72-69 (OT)
12/17/52 A L 64-74
12/18/53 H W 77-62
12/19/53 H W 61-63
12/17/54 A W 77-69
12/18/54 A L 80-83
12/16/55 H W 89-76
12/17/55 H W 86-84
1/30/57 H L 81-91
2/11/57 H W 82-72
Blade Classic (Toledo, Ohio)
12/28/85 N W 75-64

DRAKE (6-11)

Home: 3-5 • Road: 3-5 • Neutral: 0-1
1/1/50 A L 60-66
1/2/50 A W 77-67
3/1/52 H L 47-76
3/3/52 H L 68-82
1/30/53 A L 66-88
3/2/53 H L 64-73
1/2/57 A W 74-72
1/28/57 H W 86-62
2/3/58 H L 67-77
3/3/58 A L 87-88 (OT)
2/2/59 A L 63-69
2/23/59 H W 77-66
1/9/60 A W 56-55
2/29/60 H W 89-70
NCAA Tournament Midwest Regional (Lawrence, Kan.)
3/12/70 N L 87-92

1/3/94	H	L	76-84
1/6/95	A	L	65-85

DREXEL (1-1)

Home: 0-0 • Road: 0-0 • Neutral: 1-1
Spindletop Classic (Beaumont, Texas)
12/20/87 N W 91-88
Paradise Jam (Lynchburg, Va.)
11/17/17 N L 80-84

EAST TENNESSEE STATE (0-1)

Home: 0-1 • Road: 0-0 • Neutral: 0-0
11/21/03 H L 51-65

EAST TEXAS BAPTIST (2-0)

Home: 1-0 • Road: 1-0 • Neutral: 0-0
12/19/47 H W 63-40
2/10/48 A W 70-52

EAST TEXAS STATE (5-3)

Home: 3-1 • Road: 2-2 • Neutral: 0-0
2/16/46 H W 54-51
3/2/46 A W 61-54
2/1/47 H W 65-61
2/28/47 A W 60-51
1/16/48 A L 43-47
2/18/48 H L 37-50
1/17/49 H W 67-46
2/10/49 A L 60-66

EASTERN ILLINOIS (1-0)

Home: 1-0 • Road: 0-0 • Neutral: 0-0
Global Sports Classic Second Round (Houston)
12/19/15 H W 81-65

EAST CAROLINA (19-6)

Home: 9-0 • Road: 10-6 • Neutral: 2-0
2/23/02 A L 46-63
C-USA Tournament (Cincinnati, Ohio)
3/6/02 N W 58-49
1/17/04 H W 55-53
2/26/05 A W 76-72
2/4/06 A W 64-60 (OT)
2/10/07 H W 83-59
3/1/08 A L 83-84
1/21/09 H W 85-67
1/16/10 A W 74-55
C-USA Championship (Tulsa, Okla.)
3/10/10 N W 93-80
1/29/11 A L 70-74
1/21/12 H W 82-76
1/16/13 A L 78-89
1/14/15 A L 61-66
3/8/15 H W 72-54
1/30/16 A W 97-93 (20T)
1/11/17 A W 74-58
3/5/17 H W 73-51
1/14/18 A W 65-49
2/25/18 H W 109-58
1/23/19 H W 94-50
2/27/19 A W 99-65
1/29/20 A W 69-59
2/3/21 A L 73-82
1/22/22 H W 79-36

FAIRFIELD (2-0)

Home: 2-0 • Road: 0-0 • Neutral: 0-0
1/29/68 H W 108-76
Played in H&PE Arena (Houston)
12/6/17 H W 88-66

FLORIDA (2-0)

Home: 1-0 • Road: 1-0 • Neutral: 0-0
12/7/70 A W 61-60
12/8/73 H W 97-73

FLORIDA A&M (2-0)

Home: 2-0 • Road: 0-0 • Neutral: 0-0
11/9/12 H W 81-76
11/21/15 H W 97-52

FLORIDA STATE (3-2)

Home: 3-0 • Road: 0-2 • Neutral: 0-0
2/5/62 H W 84-76
1/26/63 A L 69-76
1/16/72 A L 79-86
2/4/72 H W 94-86
Bluebonnet Classic (Houston)
1/5/74 H W 79-74

FLORIDA TECH (1-0)

Home: 1-0 • Road: 0-0 • Neutral: 0-0
11/22/05 H W 131-62

FORDHAM (1-0)

Home: 1-0 • Road: 0-0 • Neutral: 0-0
NIT First Round (Hofheinz Pavilion - Houston)
3/17/88 H W 69-67

FRESNO STATE (0-1)

Home: 0-0 • Road: 0-0 • Neutral: 0-1
Chaminade Classic (Honolulu)
12/26/83 N L 61-68

FURMAN (0-1)

Home: 0-0 • Road: 0-0 • Neutral: 0-1
Sugar Bowl Classic (New Orleans)
12/30/74 N L 80-90

GEORGE MASON (1-1)

Home: 0-0 • Road: 0-1 • Neutral: 1-0
College Basketball Invitational Quarterfinals
3/25/13 A L 84-88 (OT)
Gulf Coast Showcase (Estero, Fla.)
11/21/16 N W 93-56

GEORGE WASHINGTON (2-0)

Home: 1-0 • Road: 0-0 • Neutral: 1-0
Bluebonnet Classic (Houston)
12/13/67 H W 86-61
Top of the World Classic (Fairbanks, Alaska)
11/21/99 N W 93-92

GEORGETOWN (0-5)

Home: 0-1 • Road: 0-1 • Neutral: 0-3
Cage Classic (Albuquerque, N.M.)
12/16/79 N L 75-78
NCAA National Championship (Seattle)
4/2/84 N L 75-84
Played at St. Petersburg, Fla.
12/29/90 N L 51-63
12/18/99 A L 75-83
12/31/00 H L 63-79

GEORGIA SOUTHERN (0-1)

Home: 0-0 • Road: 0-1 • Neutral: 0-0
2K Sports Classic benefiting Coaches vs. Cancer (Durham, N.C.)
11/10/08 N L 63-65

GEORGIA STATE (1-0)

Home: 0-0 • Road: 0-0 • Neutral: 1-0
NCAA Tournament Midwest Region First Round (Tulsa, Okla.)
3/22/19 N W 84-55

GEORGIA TECH (0-3)

Home: 0-0 • Road: 0-1 • Neutral: 0-2
Rainbow Classic (Honolulu)
12/28/88 N L 78-81
NCAA Tournament Midwest Regional (Milwaukee)
3/19/92 N L 60-65
NIT First Round
3/16/16 N L 62-81
Hawaiian Airlines Diamond Head Classic (Honolulu)
12/23/19 N W 70-59

GRAMBLING STATE (5-0)

Home: 5-0 • Road: 0-0 • Neutral: 0-0
11/27/04 H W 95-52
11/22/06 H W 96-61
11/24/07 H W 95-53
11/12/11 H W 88-42
11/17/12 H W 87-47

GRAND CANYON (0-1)

Home: 0-0 • Road: 0-0 • Neutral: 0-1
Global Sports Classic Third Round (Cox Pavilion - Las Vegas)
12/21/15 N L 69-78

HARDIN-SIMMONS (6-0)

Home: 5-0 • Road: 1-0 • Neutral: 0-0
12/1/49 H W 48-36
12/2/52 H W 67-54
2/9/67 H W 92-85
2/26/68 A W 105-82
2/12/70 H W 109-92
12/6/78 H W 102-86

HARVARD (0-2)

Home: 0-1 • Road: 0-1 • Neutral: 0-0
11/25/14 A L 63-84
12/23/16 H L 56-57

HAWAII (5-0)

Home: 2-0 • Road: 3-0 • Neutral: 0-0
12/10/66 H W 93-59
1/3/70 A W 116-84
Bluebonnet Classic (Houston)
1/3/75 H W 105-96
Rainbow Classic (Honolulu)
12/29/76 A W 101-74
12/21/77 A W 104-68

HAWAII (Hilo) (1-0)

Home: 0-0 • Road: 1-0 • Neutral: 0-0
12/23/77 A W 110-83

HAWAII (Loa) (1-0)

Home: 1-0 • Road: 0-0 • Neutral: 0-0
11/30/89 H W 102-47

HIGH POINT (1-0)

Home: 0-0 • Road: 0-0 • Neutral: 1-0
NAIB Tournament (Kansas City, Mo.)
3/11/46 N W 63-34

HOFSTRA (1-0)

Home: 1-0 • Road: 0-0 • Neutral: 0-0
11/9/21 H W 83-75 (OT)

HOWARD (1-0)

Home: 1-0 • Road: 0-0 • Neutral: 0-0
Progressive Legends Classic Regional Round (Hofheinz Pavilion - Houston)
11/21/13 H W 75-62

HOUSTON BAPTIST (13-0)

Home: 13-0 • Road: 0-0 • Neutral: 0-0
2/26/72 H W 96-79
2/8/73 H W 96-75
2/21/74 H W 101-86
2/25/75 H W 117-84
Bluebonnet Classic (Houston)
1/2/76 H W 78-59
2/3/76 H W 91-71
1/6/77 H W 111-79
1/5/78 H W 103-51
1/5/94 H W 92-62
11/25/95 H W 91-59
11/27/96 H W 87-60
12/16/14 H W 83-76
11/26/19 H W 112-73

IDAHO (1-0)

Home: 0-0 • Road: 0-0 • Neutral: 1-0
All-College Tournament (Oklahoma City)
12/27/63 N W 76-61

IDAHO STATE (1-0)

Home: 1-0 • Road: 0-0 • Neutral: 0-0
Bluebonnet Classic (Houston)
12/15/66 H W 111-65

HISTORY



SERIES RECORDS

ILLINOIS (3-3)

Home: 0-3 • Road: 1-0 • Neutral: 2-0

12/9/67	A	W	54-46
12/21/68	H	L	84-97

Rainbow Classic (Honolulu)

12/27/76	N	W	69-66
2/3/85	H	L	76-77
12/14/85	H	L	92-102

NCAA Tournament Second Round (PPG Paints Arena - Pittsburgh)

3/20/22	N	W	68-53
---------	---	---	-------

ILLINOIS-CHICAGO (3-0)

Home: 3-0 • Road: 0-0 • Neutral: 0-0

12/27/90	H	W	96-63
12/14/91	A	W	75-66
12/12/92	H	W	92-66

ILLINOIS STATE (1-0)

Home: 0-0 • Road: 0-0 • Neutral: 1-0

NIT (New York)

3/14/77	N	W	91-90 (OT)
---------	---	---	------------

INDIANA (1-0)

Home: 0-0 • Road: 0-0 • Neutral: 1-0

Sun Bowl Classic (El Paso, Texas)

12/28/72	N	L	72-75
----------	---	---	-------

INDIANA STATE (1-1)

Home: 0-0 • Road: 0-0 • Neutral: 1-1

NAIB Tournament (Kansas City, Mo.)

3/13/46	N	L	43-62
---------	---	---	-------

NIT (Hofheinz Pavilion - Houston)

3/9/77	N	W	83-82
--------	---	---	-------

IOWA (1-1)

Home: 1-0 • Road: 0-0 • Neutral: 0-1

Sugar Bowl Classic (New Orleans)

12/30/68	N	L	87-95 (OT)
----------	---	---	------------

Kettle Classic (Houston)

12/19/81	H	W	62-52
----------	---	---	-------

IOWA STATE (3-3)

Home: 1-1 • Road: 1-2 • Neutral: 1-0

12/3/56	A	L	73-92
11/26/88	A	W	89-82
1/10/90	H	W	83-82

Tournament of Champions (Charlotte, N.C.)

11/30/90	N	W	87-72
12/28/08	H	L	67-71
1/3/10	A	L	75-82 (2OT)

IUPUI (1-0)

Home: 1-0 • Road: 0-0 • Neutral: 0-0

11/28/98	H	W	72-71
----------	---	---	-------

JACKSONVILLE (2-2)

Home: 2-0 • Road: 0-2 • Neutral: 0-0

2/27/71	H	W	83-82
2/28/72	A	L	108-110 (OT)
2/24/73	H	W	76-75
3/4/74	A	L	80-83

JAMES MADISON (2-0)

Home: 1-0 • Road: 1-0 • Neutral: 0-0

11/25/94	H	W	76-74
2/5/96	A	W	97-72

KANSAS (2-5)

Home: 1-0 • Road: 1-2 • Neutral: 0-3

NCAA Tournament Midwest Regional (Lawrence, Kan.)

3/17/67	A	W	66-53
12/19/70	A	L	73-89

NCAA Tournament Midwest Regional (Wichita, Kan.)

3/18/71	N	L	77-78
11/26/83	H	W	91-76
12/15/84	A	L	75-87

NCAA Tournament Southeast Region First Round (Atlanta)

3/13/87	N	L	55-66
---------	---	---	-------

Maui Invitational (Lahaina, Maui)

11/20/01	N	L	78-95
----------	---	---	-------

KANSAS STATE (3-5)

Home: 2-1 • Road: 1-1 • Neutral: 0-3

12/21/55	H	W	86-79
----------	---	---	-------

NCAA Tournament West Regional Consolation (Lawrence, Kan.)

3/17/56	N	L	70-89
12/1/56	A	L	78-97

NCAA Tournament Midwest Regional Consolation (Lawrence, Kan.)

3/17/61	N	L	64-75
12/16/68	H	W	87-84 (OT)

NCAA Tournament West Regional Consolation (Lawrence, Kan.)

3/14/70	N	L	98-107
1/23/71	A	W	73-71
12/21/74	H	L	90-91

KENT STATE (3-0)

Home: 1-0 • Road: 0-0 • Neutral: 2-0

Holiday Tournament (Jonesboro, Ark.)

12/28/66	N	W	85-73
----------	---	---	-------

Bluebonnet Classic (Houston)

12/13/69	H	W	74-66
----------	---	---	-------

Disneyland Freedom Bowl Classic (Irvine, Calif.)

12/7/91	N	W	80-56
---------	---	---	-------

KENTUCKY (1-4)

Home: 1-0 • Road: 0-2 • Neutral: 0-2

Sugar Bowl Tournament (New Orleans)

12/29/56	N	L	76-111
1/22/84	A	L	67-74
1/3/07	A	L	70-77
12/18/07	H	W	83-69

NCAA Tournament Sweet 16 (Kansas City, Mo.)

3/29/19	N	L	58-62
---------	---	---	-------

LAMAR (25-3)

Home: 17-0 • Road: 8-3 • Neutral: 0-0

12/15/53	H	W	78-65
1/23/54	A	W	82-69
12/1/59	H	W	89-66
12/10/60	A	W	68-64
1/3/61	H	W	100-73
12/7/61	A	W	72-70 (OT)
1/15/62	H	W	86-64
2/5/66	H	W	112-84
1/5/67	A	W	82-62
1/27/68	H	W	112-79
1/13/69	A	L	65-71
2/20/69	H	W	95-71
1/13/71	A	W	106-88
2/25/71	H	W	93-74
2/2/74	H	W	102-81
2/22/75	H	W	103-77
12/1/76	A	W	101-92
12/13/76	H	W	103-83
1/17/81	H	W	70-64

Kettle Classic (Houston)

11/28/82	H	W	106-72
----------	---	---	--------

NIT (Beaumont, Texas)

3/15/85	A	L	71-78
---------	---	---	-------

Spindletop Classic (Beaumont, Texas)

12/21/87	A	W	71-67
3/1/94	H	W	95-81
12/17/94	A	L	58-64
12/6/03	H	W	68-62
12/4/04	A	W	85-77
12/4/18	H	W	79-56
11/25/20	H	W	89-45

LaSALLE (1-0)

Home: 0-0 • Road: 0-0 • Neutral: 1-0

Holiday Classic (Las Vegas)

12/30/76	N	W	90-87
----------	---	---	-------

LEHIGH (2-0)

Home: 1-0 • Road: 0-0 • Neutral: 1-0

Hawkeye Classic (Iowa City, Iowa)

12/4/93	N	W	96-74
---------	---	---	-------

Progressive Legends Classic Regional Round (Hofheinz Pavilion - Houston)

11/17/13	H	W	80-66
----------	---	---	-------

LIBERTY (2-0)

Home: 2-0 • Road: 0-0 • Neutral: 0-0

12/21/16	H	W	77-54
----------	---	---	-------

Paradise Jam (Lynchburg, Va.)

11/18/17	A	W	68-66
----------	---	---	-------

LITTLE ROCK (0-1)

Home: 0-0 • Road: 0-1 • Neutral: 0-0

11/30/89	A	L	67-100
----------	---	---	--------

LONG BEACH STATE (2-2)

Home: 2-0 • Road: 0-1 • Neutral: 0-1

12/22/69	H	W	76-69
12/21/85	H	W	96-86

12/8/86 A L 65-71

Hawkeye Classic (Iowa City, Iowa)

12/3/93	N	L	67-77
---------	---	---	-------

LONG ISLAND (2-0)

Home: 1-0 • Road: 1-0 • Neutral: 0-0

2/4/71	A	W	81-75
1/29/72	H	W	104-79

LORAS COLLEGE (1-0)

Home: 0-0 • Road: 1-0 • Neutral: 0-0

12/8/49	A	W	65-51
---------	---	---	-------

LOUISIANA COLLEGE (1-0)

Home: 1-0 • Road: 0-0 • Neutral: 0-0

11/19/12	H	W	106-59
----------	---	---	--------

LOUISIANA TECH (2-2)

Home: 1-1 • Road: 0-1 • Neutral: 1-0

12/20/75	H	W	96-72
----------	---	---	-------

NCAA Tournament Midwest Region First Round (St. Louis)

3/17/84	N	W	77-69
12/29/09	H	L	94-99
11/17/10	A	L	54-60

LOUISIANA (10-7)

Home: 10-1 • Road: 0-4 • Neutral: 0-2

Played in Shreveport, La.

12/10/47	N	L	34-43
12/8/67	H	W	89-81
12/1/69	H	W	89-72

Later won by forfeit

12/6/71	A	L	88-97
2/10/73	H	W	82-80

NCAA Tournament Midwest Regional (Wichita, Kan.); Later won by forfeit

3/10/73	N	L	89-102
12/3/77	H	W	96-72

Bluebonnet Classic (The Summit - Houston)

12/16/78	H	W	105-92
1/10/82	H	W	79-78
2/3/87	H	W	75-51
1/13/88	A	L	101-102 (OT)
1/4/03	H	L	56-72
1/3/04	A	L	67-81
11/23/10	H	W	78-65
12/15/12	H	W	85-63
12/14/13	A	L	76-79 (OT)
12/14/21	H	W	71-56

LOUISVILLE (5-16)

Home: 2-7 • Road: 0-8 • Neutral: 3-1

NCAA Tournament Midwest Regional (Wichita, Kan.)

3/15/68	N	W	91-75
12/3/73	A	L	81-87
12/2/74	H	L	87-91

NCAA Tournament Final Four (Albuquerque, N.M.)

4/2/83	N	W	94-81
--------	---	---	-------

Chaminade Classic (Honolulu)

12/25/83	N	W	76-73
2/22/86	H	L	59-76
2/6/88	A	L	69-73
1/2/92	A	L	56-60
2/21/93	H	W	89-81
1/15/97	A	L	78-92
2/15/97	H	L	66-70
2/12/98	H	L	69-72
2/16/99	A	L	78-106
3/4/00	H	L	74-88
1/17/01	A	L	67-79
2/8/03	H	L	55-81
1/28/04	A	L	48-64
1/5/05	H	W	70-67
1/16/14	A	L	52-91
2/5/14	H	L	62-77

The American Championship (Memphis, Tenn.)

3/14/14	N	L	65-94
---------	---	---	-------

LOYOLA MARYMOUNT (1-0)

Home: 1-0 • Road: 0-0 • Neutral: 0-0

12/15/69	H	W	116-91
----------	---	---	--------

LOYOLA (III.) (1-2)

Home: 0-1 • Road: 0-1 • Neutral: 1-0

2/23/63	H	L	58-62
2/15/64	A	L	68-98

NCAA Tournament Midwest Region First Round (Salt Lake City, Utah)

3/9/68	N	W	94-76
--------	---	---	-------

LOYOLA (La.) (12-10)

Home: 10-3 • Road: 2-7 • Neutral: 0-0

12/7/46	H	L	39-51
12/12/46	A	L	48-53
12/11/47	A	L	38-54
12/12/47	A	L	49-62
12/16/48	H	W	58-45
12/17/48	H	W	44-43
12/2/49	H	W	57-33
2/25/50	A	L	50-58
12/20/56	H	L	74-87
2/15/58	H	L	71-83
2/12/59	H	W	71-54
1/25/60	A	L	61-63
1/28/61	H	W	92-56
1/5/62	A	W	68-57
1/12/63	H	W	66-59
2/26/64	A	L	54-64
2/6/65	H	W	104-80
3/1/66	A	W	103-77
2/28/67	H	W	106-64
2/19/70	H	W	99-80
2/13/71	A	L	89-92
2/14/72	H	W	104-86

LSU (11-9)

Home: 8-4 • Road: 2-5 • Neutral: 1-0

Holiday Classic (Sam Houston Coliseum, Houston)

12/22/62	H	L	73-74
----------	---	---	-------

Bluebonnet Classic (Rice Gym - Houston)

12/15/65	H	W	111-87
----------	---	---	--------

Bluebonnet Classic (Houston)

12/27/71	H	W	100-66
----------	---	---	--------

Sugar Bowl Classic (New Orleans)

12/29/81	N	W	73-69
12/6/83	A	W	100-91
12/8/84	H	W	81-73
12/30/97	A	L	50-72
11/30/99	H	W	67-55
11/28/00	H	L	59-61
12/20/01	H	L	69-73
1/8/03	A	L	51-80
12/30/03	H	W	60-52
12/21/04	H	W	81-72
11/29/05	A	W	84-83
11/30/10	A	L	57-73
11/29/11	H	L	58-59
12/13/15	H	W	105-98 (OT)
11/29/16	A	L	65-84
12/13/17	A	L	77-80
12/12/18	H	W	82-76

MARIST (1-0)

Home: 0-0 • Road: 0-0 • Neutral: 1-0

ESPNU Puerto Rico Tip-Off (San Juan, P.R.)

11/16/07	N	W	64-58
----------	---	---	-------

MARQUETTE (4-8)

Home: 2-2 • Road: 0-5 • Neutral: 2-1

12/10/49	A	L	65-69
----------	---	---	-------

NCAA Tournament Midwest Region First Round (Delmar Gym - Houston)

3/15/61	H	W	77-61
---------	---	---	-------

Rainbow Classic (Honolulu)

12/29/67	N	W	77-65
3/2/97	A	L	67-76
2/14/98	A	L	52-70
2/27/99	H	L	62-65
2/5/00	A	L	61-65

C-USA Tournament (Memphis, Tenn.)

3/8/00	N	W	77-75
--------	---	---	-------

2/28/01 H W 66-64

C-USA Tournament (Charlotte, N.C.)

3/8/02	N	L	73-85
1/7/			



SERIES RECORDS

1/14/12 H L 55-89
 2/20/13 A L 74-81
 1/23/14 A L 59-82
2/27/14 H W 77-68
 12/31/14 A L 54-73
 1/11/15 H L 44-62
2/10/16 H W 98-90
 1/19/17 H L 67-70 (OT)
 2/26/17 A W 72-71
 2/22/18 A L 85-91
1/6/19 H W 90-77
The American Championship (Memphis, Tenn.)
 3/16/19 A W 61-58
 2/22/20 A L 59-60
3/8/20 H W 64-57
3/7/21 H W 67-64
The American Championship Semifinals (Dickies Arena - Fort Worth, Texas)
 3/13/21 N W 76-74
2/12/22 H L 59-69
 3/6/22 A L 61-75
The American Championship Title Game (Dickies Arena - Fort Worth, Texas)
 3/13/22 N W 71-53

MERCER (1-0)

Home: 1-0 • Road: 0-0 • Neutral: 0-0
1/18/75 H W 99-98

MIAMI (Fla.) (9-5)

Home: 5-1 • Road: 4-4 • Neutral: 0-0
 1/25/56 A W 95-77
 12/22/56 A L 63-67
12/9/59 H L 63-72
 1/23/60 A W 88-79
 1/21/61 A L 78-89
2/8/62 H W 80-69
 1/24/63 A L 70-71
2/13/64 H W 93-83
 2/20/65 A L 91-103
2/17/66 H W 111-96
 2/18/67 A W 105-86
2/15/68 H W 106-64
2/14/70 H W 118-98
 2/20/71 A W 99-93

MICHIGAN (1-2)

Home: 1-1 • Road: 0-1 • Neutral: 0-0
Holiday Classic (Sam Houston Coliseum - Houston)
 12/21/62 H L 89-90 (4OT)
 12/5/66 A L 75-86
1/2/68 H W 91-65
NCAA Tournament West Region Second Round (INTRUST Bank Arena - Wichita, Kan.)
 3/17/18 N L 63-64

MICHIGAN STATE (1-0)

Home: 1-0 • Road: 0-0 • Neutral: 0-0
Bluebonnet Classic (Houston)
12/28/71 H W 106-73

MIDDLE TENNESSEE (2-0)

Home: 1-0 • Road: 1-0 • Neutral: 0-0
 12/1/07 H W 83-68
 12/2/08 A W 70-67

MIDWESTERN (3-1)

Home: 2-0 • Road: 1-1 • Neutral: 0-0
 1/11/50 H W 63-38
 2/17/50 A W 68-40
 1/13/51 A L 53-54
2/3/51 H W 58-36

MINNESOTA (3-4)

Home: 2-1 • Road: 1-3 • Neutral: 0-0
 12/31/62 A L 68-87
12/2/63 H L 58-60
 12/3/66 A W 86-75
12/18/67 H W 103-65
Pillsbury Classic (Minneapolis)
 12/29/78 A L 67-80
12/1/86 H W 86-72
 12/17/87 A L 60-65

MISSISSIPPI (1-2)

Home: 1-1 • Road: 0-1 • Neutral: 0-0
12/20/61 H W 63-62 (OT)
12/21/95 H L 67-76
 12/7/96 A L 71-93

MISSISSIPPI STATE (5-2)

Home: 3-1 • Road: 1-1 • Neutral: 1-0
Sugar Bowl Classic (New Orleans)
 12/28/62 N W 79-76 (OT)
Bluebonnet Classic (Sam Houston Coliseum, Houston)
12/19/63 H W 69-61
Kettle Classic (Houston)
12/18/81 H W 96-49
12/1/82 H W 74-65
 11/30/83 A W 68-62
 1/3/09 A L 65-82
12/16/09 H L 64-70

MISSISSIPPI VALLEY STATE (3-0)

Home: 2-0 • Road: 0-0 • Neutral: 1-0
Kactus Classic (Tucson, Ariz.)
 12/5/86 N W 78-69
12/13/08 H W 92-58
12/28/14 H W 80-53

MISSOURI (4-3)

Home: 2-0 • Road: 0-3 • Neutral: 2-0
 1/4/51 A L 48-66
 2/13/54 A L 62-96
12/23/54 H W 84-76 (2OT)
12/17/62 H W 75-61
NCAA Tournament Midwest Regional (St. Louis)
 3/19/82 N W 79-78
Guardians Classic Second Round (Columbia, Mo.)
 11/16/04 A L 61-77
Guardians Classic Championship Rounds (Kansas City, Mo.)
 11/24/04 N W 57-55

MISSOURI STATE (0-3)

Home: 0-1 • Road: 0-2 • Neutral: 0-0
11/30/93 H L 65-71
 11/29/94 A L 62-88
NIT Second Round (Springfield, Mo.)
 3/17/06 A L 59-60

MONMOUTH (1-0)

Home: 1-0 • Road: 0-0 • Neutral: 0-0
11/18/06 H W 89-80

MONTANA (1-0)

Home: 0-0 • Road: 0-0 • Neutral: 1-0
NAIB Tournament (Kansas City, Mo.)
 3/11/47 N W 60-58

MONTANA STATE (3-0)

Home: 1-0 • Road: 1-0 • Neutral: 1-0
All-College Tournament (Oklahoma City)
 12/28/63 N W 56-55
Bluebonnet Classic (Houston)
12/14/67 H W 113-67
 1/30/70 A W 82-69

MOREHEAD STATE (1-0)

Home: 1-0 • Road: 0-0 • Neutral: 0-0
11/9/07 H W 83-54

MORGAN STATE (2-0)

Home: 2-0 • Road: 0-0 • Neutral: 0-0
 11/22/14 H W 72-57
 11/11/16 H W 93-52

MOUNT ST. MARY'S (1-0)

Home: 0-0 • Road: 0-0 • Neutral: 1-0
BCA Classic (Winston-Salem, N.C.)
 11/17/00 N W 77-52

MURRAY STATE (5-1)

Home: 2-1 • Road: 3-0 • Neutral: 0-0
1/27/54 H W 69-62
12/19/51 H L 65-67
 12/19/52 A W 70-66
1/27/54 H W 69-62
 2/1/55 A W 91-65
 11/14/14 A W 77-74
12/2/15 H W 93-78

NC STATE (0-4)

Home: 0-1 • Road: 0-1 • Neutral: 0-2
NCAA Tournament National Championship (Albuquerque, N.M.)
 4/4/83 N L 52-54
Hall of Fame Classic (Springfield, Mass.)
 11/19/83 N L 64-76
 12/12/98 A L 73-100
12/23/01 H L 66-67

NEBRASKA (3-1)

Home: 2-0 • Road: 1-0 • Neutral: 0-1
12/3/62 H W 68-61
 12/14/63 A W 64-58
Bluebonnet Classic (Houston)
12/12/69 H W 112-82
Outrigger Rainbow Classic (Honolulu)
 12/23/06 N L 57-70

NEVADA (8-2)

Home: 5-1 • Road: 3-1 • Neutral: 0-0
 12/22/73 A W 90-75
1/25/75 H W 103-74
Bluebonnet Classic (Houston)
12/17/76 H W 100-78
11/27/78 H L 73-77
12/23/80 H W 86-71
12/2/89 H W 109-68
 2/8/93 A W 92-80
CBI First Round (Reno, Nev.)
 3/18/08 A W 80-79
 11/21/09 A L 99-112
12/6/10 H W 64-61

NEW MEXICO (2-1)

Home: 1-0 • Road: 1-1 • Neutral: 0-0
12/1/66 H W 96-84
Cage Classic (Albuquerque, N.M.)
 12/15/79 A W 83-80 (OT)
 12/29/98 A L 69-84

NEW MEXICO STATE (2-0)

Home: 1-0 • Road: 0-0 • Neutral: 1-0
NCAA Tournament Midwest Region First Round (Fort Collins, Colo.)
 3/11/67 N W 59-58
NCAA Tournament Midwest Regional (Hofheinz Pavilion - Houston)
 3/13/71 H W 77-69

NEW ORLEANS (4-1)

Home: 4-0 • Road: 0-1 • Neutral: 0-0
11/24/72 H W 92-71
12/13/86 H W 83-75
 1/6/87 A L 64-71
12/16/04 H W 78-65
Played in H&PE Arena (Houston)
11/29/17 H W 75-66

NIAGARA (1-0)

Home: 1-0 • Road: 0-0 • Neutral: 0-0
Bluebonnet Classic (The Summit - Houston)
 12/21/79 H W 99-89

NICHOLLS STATE (3-0)

Home: 3-0 • Road: 0-0 • Neutral: 0-0
 11/17/09 H W 92-60
 11/1/10 H W 63-62 (OT)
12/28/15 H W 76-49

NJIT (1-0)

Home: 1-0 • Road: 0-0 • Neutral: 0-0
12/29/18 H W 80-59

NORFOLK STATE (0-0)

Home: 0-0 • Road: 0-0 • Neutral: 0-0
 First meeting

NORTH CAROLINA (1-5)

Home: 0-2 • Road: 0-2 • Neutral: 1-1
NCAA Tournament Final Four Consolation (Louisville, Ky.)
 3/25/67 N W 84-62
 12/1/73 A L 74-97
12/7/74 H L 87-96
NCAA Tournament Final Four (New Orleans)
 3/27/82 N L 63-68
11/27/91 H L 65-68
 12/13/92 A L 76-84

NORTH CAROLINA A&T (1-0)

Home: 1-0 • Road: 0-0 • Neutral: 0-0
12/28/11 H W 71-67

NORTH CAROLINA CENTRAL (1-0)

Home: 1-0 • Road: 0-0 • Neutral: 0-0
Global Sports Classic First Round (Hofheinz Pavilion - Houston)
12/16/15 H W 73-65

NORTH DAKOTA STATE (1-0)

Home: 1-0 • Road: 0-0 • Neutral: 0-0
12/7/67 H W 121-88

NORTH FLORIDA (0-0)

Home: 0-0 • Road: 0-0 • Neutral: 0-0
 First meeting

NORTH TEXAS (30-5)

Home: 17-2 • Road: 12-3 • Neutral: 1-0
1/10/46 H W 62-35
3/1/46 A W 61-56
2/14/47 H W 70-53
 3/1/47 A W 57-55
 1/17/48 A L 47-71
1/30/48 H W 55-51
1/15/49 H W 64-57
 2/11/49 A W 75-59
 1/13/50 A W 66-58
2/6/50 H W 65-55
1/20/51 H W 54-46
 2/23/51 A L 57-60
12/17/57 H W 76-69
 2/12/58 A W 73-70
1/26/59 H W 88-58
 2/9/59 A L 56-62
12/14/59 H W 88-59
 2/15/60 A W 86-64
 12/1/60 A W 73-5
2/9/61 H W 86-57
 1/3/62 A W 57-44
2/10/62 H W 105-75
12/13/62 H W 76-69
 2/2/63 A W 68-62
 12/11/63 A W 58-56
1/30/64 H L 65-66
 12/9/64 A L 48-60
1/16/65 H W 117-83
Rainbow Classic (Honolulu)
 12/30/67 N W 45-43
Bluebonnet Classic (Houston)
12/17/77 H W 137-94
12/8/90 H W 110-81
 11/30/91 A W 89-87
12/2/01 H W 75-69
 12/23/05 A W 92-84
 11/29/08 H W 84-51

NORTHEASTERN (2-0)

Home: 1-0 • Road: 1-0 • Neutral: 0-0
12/3/88 H W 69-54
 12/18/89 A W 72-68

NORTHERN ARIZONA (1-0)

Home: 0-0 • Road: 0-0 • Neutral: 1-0
NAIB Tournament (Kansas City, Mo.)
 3/12/47 N L 42-44 (3OT)

NORTHERN COLORADO (0-0)

Home: 0-0 • Road: 0-0 • Neutral: 0-0
 First meeting

NORTHWESTERN STATE (4-0)

Home: 4-0 • Road: 0-0 • Neutral: 0-0
12/3/70 H W 81-68
12/5/88 H W 96-78
Men Against Breast Cancer Cougar Cup
11/19/18 H W 82-55
11/30/21 H W 99-58

NORTHWESTERN OKLAHOMA STATE (1-0)

Home: 1-0 • Road: 0-0 • Neutral: 0-0
11/20/10 H W 81-58

NOTRE DAME (4-4)

Home: 2-1 • Road: 0-2 • Neutral: 2-1
 1/9/65 H L 80-110
NCAA Tournament Midwest Region First Round (Lubbock, Texas)
 3/8/65 N W 99-98
 2/11/67 A L 78-87
Played at Houston Astrodome
2/1/69 H W 89-82
NCAA Tournament Midwest Regional Consolation (Wichita, Kan.)
 3/20/71 N W 119-106
NCAA Tournament Midwest Region First Round (Tulsa, Okla.)
 3/12/78 N L 77-100
 2/19/89 A L 80-89
2/10/90 H W 93-82

OAKLAND (0-1)

Home: 0-1 • Road: 0-0 • Neutral: 0-0
11/22/11 H L 74-76

OHIO (0-1)

Home: 0-0 • Road: 0-0 • Neutral: 0-1
Hawkeye Challenge (Iowa City, Iowa)
 12/3/99 N L 65-73

OHIO STATE (1-4)

Home: 0-1 • Road: 0-1 • Neutral: 1-2
 12/23/63 A L 62-79
12/7/64 H L 69-77
NCAA Tournament Final Four Consolation (Los Angeles)
 3/23/68 N L 85-89
Guardians Classic Championship Rounds (Kansas City, Mo.)
 11/23/04 N L 61-78
NCAA Tournament Round of 32 (Tulsa, Okla.)
 3/24/18 A W 74-59

OKLAHOMA (1-2)

Home: 0-0 • Road: 0-0 • Neutral: 1-2
Lion's Club Tournament (Sam Houston Coliseum, Houston)
 12/15/60 N L 51-55
Carrs/Safeway Great Alaska Shootout (Anchorage, Alaska)
 11/26/09 N W 100-93
RAMADA All-College Classic (Oklahoma City)
 12/17/11 N L 74-79

OKLAHOMA CITY (15-18)

Home: 11-5 • Road: 4-13 • Neutral: 0-0
1/26/48 H W 40-28
 12/3/48 A L 44-50
 12/4/48 A L 37-46
1/25/49 H L 41-46
 1/14/50 A L 51-60
1/21/50 H W 52-45
1/10/51 H W 53-51
 2/24/51 A L 54-57
12/15/51 H L 39-42
 2/2/52 A L 46-51
 1/5/53 A L 52-68
2/7/53 H L 58-64
1/13/54 H L 67-70
 3/1/54 A L 54-58
All-College Tournament (Oklahoma City)
 12/20/54 A L 65-72
1/12/55 H W 75-63
 2/7/55 A L 49-65
1/9/56 H W 78-64
 2/27/56 A L 67-76
 12/2/57 A L 75-85
12/7/57 H L 71-78
 1/17/59 A L 67-94
2/7/59 H W 80-63
1/16/60 H W 80-73
 2/1/60 A W 80-69
 12/17/60 A W 78-65
All-College Tournament (Oklahoma City)
 12/30/60 A W 86-82
2/11/61 H W 107-78
1/5/63 H W 91-80
 3/1/63 A W 75-73
Bluebonnet Classic (Sam Houston Coliseum, Houston)
12/20/63 H W 72-62
1/4/65 H W 61-54
 2/27/65 A L 79-85

HISTORY



SERIES RECORDS

OKLAHOMA STATE (9-13)

Home: 6-4 Road: 1-8 Neutral: 2-1
2/21/51 H L 52-61
3/7/51 A L 39-57
1/11/52 A L 44-71
3/8/52 H L 43-57
2/18/53 H W 50-46
3/5/53 A L 48-68
1/9/54 A L 61-76
1/25/54 H L 48-64

All-College Tournament (Oklahoma City)
12/22/54 N W 57-48
1/26/55 H W 60-58
2/19/55 A L 49-58
1/14/56 A L 44-63
2/18/56 H W 62-60
1/12/57 H W 64-52
2/23/57 A L 62-76
1/27/58 H W 70-64
2/22/58 A L 60-73

Lion's Club Tournament (Sam Houston Coliseum - Houston)
12/16/60 H W 56-54
NCAA Tournament Midwest Regional (Manhattan, Kan.)
3/12/65 N L 60-75
12/8/18 A W 63-53
12/15/19 H L 55-61
Hoop Hype XL (College Basketball Showcase Dickies Arena - Fort Worth, Texas)
12/18/21 N W 72-61

ORAL ROBERTS (0-1)

Home: 0-0 Road: 0-0 Neutral: 0-1
All-College Tournament (Oklahoma City)
12/28/73 N L 108-118

OREGON (3-1)

Home: 2-0 Road: 0-1 Neutral: 3-0
Bluebonnet Classic (Houston)
12/12/70 H W 81-68
Inaugural game in Fertitta Center
12/1/18 H W 65-61
11/22/19 A L 66-78
Maui Jim Maui Invitational (Las Vegas)
11/24/21 N W 78-49

OREGON STATE (1-2)

Home: 0-0 Road: 0-1 Neutral: 1-1
NCAA Tournament West Regional (Los Angeles)
3/11/66 N L 60-63
College Basketball Invitational First Round (Corvallis, Ore.)
3/18/09 A L 45-49
NCAA Tournament Elite Eight Elite Eight (Lucas Oil Stadium; Indianapolis)
3/29/21 N W 67-61

OUR LADY OF THE LAKE (1-0)

Home: 1-0 Road: 0-0 Neutral: 0-0
2/6/21 H W 112-46

PACIFIC (4-0)

Home: 3-0 Road: 0-0 Neutral: 1-0
1/31/61 H W 101-66
12/7/63 H W 73-64
NCAA Tournament West Regional Consolation (Los Angeles)
3/12/66 N W 102-91
1/2/83 H W 112-58

PENN STATE (0-1)

Home: 0-0 Road: 0-0 Neutral: 0-1
Motor City Classic (Detroit)
12/28/64 N L 57-59

PEPPERDINE (4-1)

Home: 3-1 Road: 1-1 Neutral: 0-0
Houston Intercollegiate (Houston)
12/20/46 H L 61-73
1/3/50 H W 47-46
12/2/68 H W 80-60
12/16/81 H W 94-81
12/27/82 A W 93-92

PITTSBURGH (0-1)

Home: 0-1 Road: 0-0 Neutral: 0-0
2/2/52 H L 63-66

PORTLAND (5-0)

Home: 3-0 Road: 1-0 Neutral: 1-0
City of Roses Tournament (Portland, Ore.)
12/16/61 A W 67-55
2/26/66 H W 109-84
Bluebonnet Classic (Houston)
12/27/68 H W 94-66
Kettle Classic (Houston)
12/21/84 H W 88-63
Hawaiian Airlines Diamond Head Classic (Honolulu)
12/22/19 N W 81-56

PORTLAND STATE (1-0)

Home: 0-0 Road: 0-0 Neutral: 1-0
Played in Albuquerque, N.M.
12/28/98 N W 79-67

PRAIRIE VIEW A&M (6-2)

Home: 6-1 Road: 1-1 Neutral: 0-0
1/17/02 A W 99-83
11/23/02 H L 75-78
11/29/07 H W 101-54
11/28/12 A L 80-81
12/29/12 H W 80-75
11/18/15 H W 110-69
12/3/16 H W 105-61
Played in H&PE Arena (Houston)
12/17/17 H W 92-73

PRESBYTERIAN (1-0)

Home: 0-0 Road: 0-0 Neutral: 1-0
2K Sports Classic benefiting Coaches vs. Cancer (Durham, N.C.)
11/11/08 N W 76-57

PRINCETON (1-0)

Home: 1-0 Road: 0-0 Neutral: 0-0
Kettle Classic (Houston)
12/17/83 H W 65-40

PROVIDENCE (1-0)

Home: 1-0 Road: 0-0 Neutral: 0-0
12/20/65 H W 102-89
Hall of Fame Holiday Showcase (Uncasville, Conn.)
12/20/17 N W 70-59

PURDUE (1-2)

Home: 0-1 Road: 0-0 Neutral: 1-1
Sugar Bowl Classic (New Orleans)
12/28/81 N W 59-58
Played at Market Square Arena (Indianapolis)
12/10/93 N L 90-114
1/10/98 H L 53-86

RHODE ISLAND (5-1)

Home: 4-0 Road: 1-1 Neutral: 0-0
12/26/64 H W 74-68
2/12/89 H W 85-71
12/27/05 H W 67-41
11/13/06 A W 102-99 (OT)
12/8/15 A L 57-67
12/10/16 H W 82-77

RICE (64-18)

Home: 33-6 Road: 24-12 Neutral: 7-0
Played at the Houston Astrodome
1/8/72 H W 101-73
1/16/73 A W 96-77
3/5/73 H W 116-72
1/12/74 A W 95-86
3/7/74 H W 107-62
1/11/75 H W 91-70
3/11/75 A W 82-73
1/10/76 H W 87-59
2/7/76 A W 99-79
1/12/77 H W 106-56
2/8/77 A W 109-73
1/21/78 H W 96-74
2/11/78 A W 87-62
SWC Classic (Hofheinz Pavilion - Houston)
2/25/78 H W 108-67
1/20/79 A W 101-75
2/10/79 H W 75-72
1/3/80 H W 78-70
2/19/80 A L 74-81
SWC Classic (Hofheinz Pavilion - Houston)
2/25/80 H W 92-80
1/3/81 A W 62-57

2/24/81 H W 63-55
1/4/82 H W 63-61
2/23/82 A W 75-69
1/26/83 A W 76-40
2/26/83 H W 86-52
1/20/84 H W 72-42
2/22/84 A W 70-54

SWC Classic (The Summit - Houston)
3/10/84 N W 53-50
1/16/85 A W 77-73
2/17/85 H W 96-91
1/11/86 H L 68-71
2/12/86 A W 71-69
1/10/87 A W 71-36
2/7/87 H W 76-62
2/3/88 H W 84-67
3/5/88 A W 81-65
1/4/89 H W 90-75
2/5/89 A L 66-67
1/6/90 A W 84-69
2/7/90 H W 84-67

SWC Tournament (Dallas)
3/9/90 N W 90-81
1/9/91 H W 80-73
2/10/91 A L 69-79
1/18/92 A W 74-60
2/18/92 H W 86-83
2/2/93 H L 61-65
3/3/93 A L 78-89 (OT)
2/5/94 A W 69-67
3/5/94 H W 78-76
1/11/95 H L 76-87
2/8/95 A W 73-67
1/13/96 A W 76-74
2/10/96 H W 63-59
11/21/98 A L 64-69
12/7/99 H W 84-71 (OT)
11/21/00 A L 45-65
11/29/01 H W 62-61
11/27/02 A L 53-71
12/3/03 H L 52-62
11/30/04 A L 73-74
1/11/06 A L 62-71
3/1/06 H W 74-71
1/17/07 A L 71-76
1/31/07 H W 70-63

C-USA Tournament (Memphis, Tenn.)
3/9/07 N W 77-62
Played at Reliant Arena (Houston)
1/23/08 H W 69-60
2/23/08 H W 71-62
2/7/09 H W 72-65
2/28/09 A W 56-51
1/6/10 A W 83-66
3/3/10 H W 78-70
1/26/11 A L 71-79 (OT)
3/5/11 H L 57-72
2/8/12 H L 71-79
3/3/12 A W 76-75
1/30/13 A L 69-79
3/6/13 H W 84-62
C-USA Championship (Tulsa, Okla.)
3/13/13 N W 72-67

Dickies Shootout (Toyota Center - Houston)
12/21/13 N W 54-52
1/28/15 H W 59-48
Men Against Breast Cancer Cougar Cup (H&PE Arena - Houston)
11/14/18 H W 79-68
11/19/19 A W 97-89
11/12/21 H W 79-46

ROGERS STATE (2-0)

Home: 2-0 Road: 0-0 Neutral: 0-0
12/30/10 H W 85-48
12/21/11 H W 90-80

RUTGERS (2-1)

Home: 1-0 Road: 0-1 Neutral: 1-0
All-College Tournament (Oklahoma City)
12/29/73 N W 95-84
1/19/14 H W 77-55
2/1/14 A L 70-93
NCAA Tournament Second Round (Lucas Oil Stadium - Unity; Indianapolis)
3/21/21 N W 63-60

SACRAMENTO STATE (4-0)

Home: 3-0 Road: 1-0 Neutral: 0-0
12/2/67 H W 110-79
12/4/97 H W 57-43
12/5/98 A W 63-61
12/21/99 H W 72-70

ST. BONAVENTURE (0-1)

Home: 0-0 Road: 0-0 Neutral: 0-1
NIT Championship (Madison Square Garden - New York)
3/20/77 N L 91-94

ST. JOHN'S (0-1)

Home: 0-0 Road: 0-1 Neutral: 0-0
Preseason NIT
11/18/89 A L 69-76

SAINT JOSEPH'S (0-0)

Home: 0-0 Road: 0-0 Neutral: 0-0
First meeting

SAINT LOUIS (14-24)

Home: 8-10 Road: 6-13 Neutral: 0-1
12/5/50 A L 44-71
12/12/50 H L 63-71
1/2/52 H L 57-64
2/20/52 A L 55-63
1/12/53 H L 68-86
1/28/53 A W 71-70
1/16/54 A W 69-66
2/1/54 H L 79-80
1/6/55 A L 84-85 (2OT)
2/28/55 H L 87-90
1/7/56 H L 73-76
2/11/56 A W 67-66
1/19/57 A L 70-85
3/2/57 H L 84-102
3/1/58 A W 81-76
3/8/58 H L 76-83
1/31/59 A L 47-71
2/21/59 H W 64-57
1/7/60 A L 46-76
12/27/60 H L 57-78
1/14/61 H W 75-69
2/18/61 A L 62-73
12/5/90 A W 85-84
1/21/92 H W 110-88
1/25/97 A L 51-56
1/15/98 A L 47-67
1/13/99 H L 61-69
2/12/00 A L 70-82
2/9/01 H W 71-51

C-USA Tournament (Louisville, Ky.)
3/7/01 N L 67-78
1/5/02 A L 64-67
1/18/03 H W 72-59
3/5/04 A L 69-72
2/2/05 H W 63-43
11/25/06 A L 78-81
1/29/07 H W 59-58
12/9/17 A W 77-58
12/16/18 H W 68-64

SAINT MARY'S (Calif.) (2-1)
Home: 2-0 Road: 0-0 Neutral: 0-1
12/12/66 H W 90-74
Kettle Classic (Houston)
12/22/74 H W 66-63
BYU Cougar Classic (Provo, Utah)
12/13/96 N L 65-72

SAINT MARY'S (Texas) (13-2)
Home: 13-0 Road: 0-2 Neutral: 0-0
1/17/66 H W 109-53
2/15/67 H W 122-58
2/13/69 H W 91-70
1/24/70 A L 66-76
2/5/70 H W 118-77
12/11/72 H W 59-47
1/17/75 A L 74-85
2/19/75 H W 90-77
12/13/75 H W 87-78
12/4/78 H W 120-60
12/10/83 H W 71-55
11/26/84 H W 69-53
12/7/85 H W 76-65
11/28/86 H W 80-68
12/19/91 H W 94-67

SAM HOUSTON STATE (26-9)
Home: 14-5 Road: 11-4 Neutral: 1-0
1/17/46 H L 40-41
2/8/46 A L 39-40
1/17/47 H L 55-59
1/29/47 A W 49-48
1/6/48 H L 44-46
2/13/48 A L 40-67
1/10/49 H L 64-66
2/7/49 A L 51-55

1/5/50 A W 58-52
2/1/50 H W 85-57
12/8/50 H W 63-57
1/18/51 A W 67-48
1/19/52 H W 60-57 (OT)
1/30/52 A W 67-62 (OT)
1/21/53 H W 66-56
12/4/53 A W 89-88
2/17/54 H W 81-66
12/6/54 H W 102-89
2/17/55 A W 108-100
12/1/55 H W 77-55
1/30/56 A W 87-59
12/11/56 A W 85-83
12/15/56 H W 95-65
1/2/58 A W 85-76
1/18/58 H W 64-63
12/3/58 H W 95-63
2/4/60 H W 92-53
12/8/60 A L 52-55
11/27/87 H W 85-71
11/24/97 A W 67-64
11/23/98 H L 63-67

Guardians Classic First Round (Columbia, Mo.)
11/15/04 N W 72-69
12/10/05 H W 68-46
12/4/10 A W 75-71 (OT)
12/21/10 H W 75-73

SAMFORD (1-0)

Home: 1-0 Road: 0-0 Neutral: 0-0
2/26/73 H W 94-75

SAN DIEGO (0-1)

Home: 0-0 Road: 0-0 Neutral: 0-1
Carrs/Safeway Great Alaska Shootout (Anchorage, Alaska)
11/27/09 N L 65-73

SAN DIEGO STATE (1-2)

Home: 0-2 Road: 0-0 Neutral: 1-0
1/29/02 H L 66-78
12/21/02 H L 61-71
NCAA Tournament West Region First Round (INTRUST Bank Arena, Wichita, Kan.)
3/15/18 N W 67-65

SAN FRANCISCO (3-3)

Home: 3-0 Road: 0-2 Neutral: 0-1
12/1/65 A L 67-75
12/17/66 H W 90-75
Bluebonnet Classic (Houston)
12/28/68 H W 87-67
Bluebonnet Classic (Houston)
12/28/68 H W 87-67
1/3/76 H W 94-73
12/6/76 A L 85-100
Rainbow Classic (Honolulu)
12/30/76 N L 81-86

SAN JOSE STATE (1-1)

Home: 0-1 Road: 1-0 Neutral: 0-0
11/13/12 A W 77-75
12/7/13 H L 68-72

SANTA CLARA (1-4)

Home: 1-0 Road: 0-1 Neutral: 0-3
12/16/58 A L 68-73
Cable Car Classic (San Francisco)
12/13/68 N L 50-75
12/17/69 H W 91-76
UNLV Invitational (Las Vegas)
12/29/69 N L 63-85
Nike Festival (Honolulu)
12/19/97 N L 61-82

SEATTLE (2-3)

Home: 1-1 Road: 1-1 Neutral: 0-1
City of Roses Tournament (Portland, Ore.)
12/15/61 N L 63-66
2/22/69 H L 66-69
1/27/70 A W 92-88
2/6/71 H W 93-92
12/2/72 A L 61-65

SETON HALL (0-1)

Home: 0-1 Road: 0-0 Neutral: 0-0
12/4/81 A L 85-87 (OT)

HISTORY



SERIES RECORDS

SIENA (1-0)

Home: 0-0 • Road: 0-0 • Neutral: 1-0
 Kentucky Invitational (Lexington, Ky.)
 12/29/53 N W 81-60

SMU (56-34)

Home: 29-10 • Road: 19-18 • Neutral: 8-6
 NCAA Tournament Midwest Region
 First Round (Lawrence, Kan.)
 3/16/56 N L 74-89
 NCAA Tournament Midwest Region
 Consolation (Manhattan, Kan.)
 3/13/65 N L 87-89
 NCAA Tournament Midwest Region
 First Round (Lawrence, Kan.)
 3/19/67 N W 83-75
 Sun Bowl Classic (El Paso, Texas)
 12/29/72 N W 115-102
 1/26/76 A W 75-87
 2/24/76 H W 100-98
 1/29/77 A W 103-102
 2/10/77 H W 115-83
 1/23/78 A L 75-76
 2/13/78 H W 95-55
 1/22/79 H W 82-78
 2/12/79 A W 101-94
 SWC Classic (Hofheinz Pavilion – Houston)
 2/24/79 H W 74-67
 1/12/80 H W 96-81
 2/2/80 A W 71-70
 1/13/81 A L 70-72 (3OT)
 2/3/81 H W 79-64
 1/16/82 H L 66-67
 2/6/82 A W 73-71 (OT)
 1/8/83 H W 105-71
 2/9/83 A W 85-68
 SWC Classic (Reunion Arena – Dallas)
 3/11/83 A W 75-59
 1/5/84 A W 60-59
 2/4/84 H W 76-57
 1/30/85 A L 78-85
 3/3/85 H W 79-76
 SWC Classic (Reunion Arena – Dallas)
 3/8/85 A L 72-84
 1/25/86 H W 71-66
 2/26/86 A L 71-78
 1/21/87 A W 75-65
 2/22/87 H L 73-79
 1/19/88 H L 65-69
 2/20/88 H L 84-87
 SWC Classic (Reunion Arena – Dallas)
 3/12/88 N L 76-98
 1/21/89 A W 84-83 (OT)
 2/22/89 H L 85-88
 1/24/90 H W 64-47
 2/24/90 A W 71-63
 1/26/91 A L 75-81
 2/27/91 H W 85-58
 SWC Classic (Reunion Arena – Dallas)
 3/8/91 N L 62-65
 2/5/92 H W 67-50
 3/7/92 A W 69-62
 SWC Classic (Reunion Arena – Dallas)
 3/13/92 N W 73-62
 1/23/93 H W 85-75
 1/30/93 A L 60-70
 1/26/94 A L 64-70
 2/24/94 H W 89-80
 1/28/95 A W 73-71
 3/4/95 H L 74-79
 1/8/96 H W 63-62
 2/28/96 A W 62-59
 SWC Classic (Reunion Arena – Dallas)
 3/7/96 A L 57-62
 1/12/99 H L 80-94
 12/17/00 A L 69-94
 2/11/06 H W 69-57
 1/13/07 H W 82-67
 2/7/07 A W 64-49
 1/16/08 A W 99-71
 2/16/08 H W 69-47
 2/11/09 A W 69-56
 3/7/09 H W 85-76
 C-USA Tournament (Memphis, Tenn.)
 3/11/09 N W 85-76
 2/13/10 H W 66-60
 2/27/10 A L 83-94
 1/15/11 A W 70-68
 2/16/11 H L 51-65
 1/18/12 A L 54-70
 2/25/12 H W 62-59
 1/9/13 H W 78-67
 2/2/13 A W 84-80 (OT)
 1/26/14 H L 68-75
 2/19/14 A L 64-68

The American Championship (Memphis, Tenn.)

3/13/14 N W 68-64
 1/24/15 A L 59-80
 2/12/15 H L 69-75
 1/19/16 A L 73-77
 2/1/16 H W 71-68
 1/21/17 A L 64-85
 2/18/17 H L 66-76
 Played in H&PE Arena (Houston)
 2/8/18 H W 67-58
 2/28/18 A W 69-56
 1/16/19 A W 69-58
 3/7/19 H W 80-79
 1/15/20 H W 71-62
 2/15/20 A L 72-73 (OT)
 1/3/21 A W 74-60
 1/31/21 H W 70-48
 2/9/22 A L 83-85
 2/27/22 H W 75-61

SOUTH ALABAMA (1-3)

Home: 1-1 • Road: 0-0 • Neutral: 0-2
 2/28/70 H W 128-90
 IPTAY Tournament (Clemson, S.C.)
 11/30/84 N L 70-86
 GMAC Bowl Coors Classic (Mobile, Ala.)
 2/14/07 H L 61-66

SOUTH CAROLINA (4-3)

Home: 3-1 • Road: 1-1 • Neutral: 0-1
 2/22/71 A L 71-88
 2/19/72 H W 95-85
 3/2/74 H L 86-104
 2/1/75 H W 90-84
 Tournament of Champions (Charlotte, N.C.)
 12/1/90 N L 70-74 (OT)
 American/SEC Alliance (Columbia, S.C.)
 12/8/19 A W 75-56
 12/5/20 H W 77-67

SOUTH CAROLINA STATE (0-1)

Home: 0-1 • Road: 0-0 • Neutral: 0-0
 Continental Tire Las Vegas Classic
 Regional Round (Hofheinz Pavilion – Houston)
 12/20/14 H L 63-71

SOUTH DAKOTA (1-0)

Home: 0-0 • Road: 0-0 • Neutral: 1-0
 Gulf Coast Showcase (Estero, Fla.)
 11/22/16 N W 85-58

SOUTH FLORIDA (24-12)

Home: 12-5 • Road: 12-6 • Neutral: 0-1
 Holiday Classic (Tampa, Fla.)
 12/29/89 A W 87-78
 1/22/97 H W 94-74
 1/26/98 H L 64-65
 2/19/98 A L 56-73
 1/30/99 H L 67-82
 2/11/99 A W 73-68
 1/26/00 A L 77-87
 2/19/00 H L 74-81
 1/27/01 H L 68-93
 2/17/01 A L 60-79
 2/12/02 H W 91-75
 2/26/02 A L 57-88
 1/29/03 H W 59-57
 2/15/03 A L 47-62
 1/31/04 A W 66-53
 2/21/04 H W 53-52
 1/22/05 A W 62-50
 2/16/05 H W 68-50
 C-USA Tournament (Memphis, Tenn.)
 3/9/05 N L 64-69
 1/4/14 A W 67-58
 3/4/14 H W 78-69
 2/17/15 A L 67-69
 3/1/15 H W 72-55
 12/30/15 A W 73-67
 1/23/16 H L 62-71
 12/31/16 A W 70-56
 12/28/17 A W 79-60
 Played in H&PE Arena (Houston)
 1/28/18 H W 63-40
 1/19/19 A W 69-60
 2/23/19 H W 71-59
 1/26/20 H W 68-49
 2/12/20 A W 62-58
 2/10/21 A W 82-65
 2/28/21 H W 98-52
 1/5/22 A W 83-66
 1/18/22 H W 74-55

SOUTHEAST OKLAHOMA (2-1)

Home: 2-1 • Road: 0-0 • Neutral: 0-0
 12/16/46 H W 63-56
 12/17/46 H W 47-44
 12/8/47 H L 33-37

SOUTHEAST MISSOURI STATE (1-0)

Home: 0-0 • Road: 0-0 • Neutral: 1-0
 Sun Classic (El Paso, Texas)
 12/27/00 N W 69-64

SOUTHEASTERN LOUISIANA (1-0)

Home: 1-0 • Road: 0-0 • Neutral: 0-0
 12/18/04 H W 68-61

SOUTHERN (1-0)

Home: 1-0 • Road: 0-0 • Neutral: 0-0
 12/8/07 H W 73-49

SOUTHERN MISS (17-16)

Home: 11-5 • Road: 3-10 • Neutral: 3-1
 11/30/68 H W 92-71
 1/17/72 A W 115-84
 1/27/72 H W 102-63
 11/27/72 H W 104-77
 2/15/75 H W 115-85
 2/6/97 A L 64-81
 1/8/98 A L 43-63
 2/7/98 H L 67-72
 C-USA Tournament (Cincinnati, Ohio)
 3/4/98 N L 57-73
 1/7/99 H W 64-57
 1/21/99 A L 57-74
 1/5/00 A L 76-82
 3/1/00 H L 65-67
 1/24/01 A L 51-72
 2/14/01 H L 58-62
 1/23/02 A W 74-66
 2/5/02 H W 68-60
 Played at Mississippi Gulf Coast Coliseum
 1/25/03 N W 76-75
 2/18/03 H W 46-42
 2/3/04 H L 72-75 (3OT)
 2/18/04 A L 48-70
 1/15/05 H W 63-53
 2/12/05 A W 75-53
 1/18/06 H W 62-58
 2/19/07 A L 69-74
 C-USA Tournament (Memphis, Tenn.)
 3/8/07 N W 62-59
 2/27/08 H W 95-67
 1/17/09 A L 76-83
 2/6/10 H L 55-57
 C-USA Championship (Tulsa, Okla.)
 3/12/10 N W 74-66
 1/7/11 A L 73-85
 2/18/12 H W 73-71
 1/12/13 A L 54-73

SOUTHWESTERN (6-1)

Home: 5-1 • Road: 1-0 • Neutral: 0-0
 2/4/46 A W 42-40
 2/19/46 H L 57-58
 1/13/64 H W 93-64
 1/13/65 H W 89-64
 2/12/66 H W 140-87
 12/12/77 H W 133-98
 12/4/84 H W 93-81

STANFORD (2-2)

Home: 1-0 • Road: 1-1 • Neutral: 0-1
 12/1/71 A W 87-67
 1/27/74 H W 74-68
 NIT (Palo Alto, Calif.)
 3/13/91 A L 86-93
 Progressive Legends Classic Championship
 Round (Barclays Center, Brooklyn, N.Y.)
 11/25/13 N L 76-86

STEPHEN F. AUSTIN (13-4)

Home: 8-1 • Road: 5-3 • Neutral: 0-0
 2/9/46 A W 45-38
 2/23/46 A W 65-39
 Houston Intercollegiate (Houston)
 12/21/46 H L 43-54
 2/1/47 A W 67-61
 2/22/47 H W 60-57
 2/3/48 A L 49-51
 3/3/48 H W 52-40

2/5/49 H W 59-47
 2/14/49 A L 44-67
 2/4/50 H W 62-55
 2/11/50 A W 55-51
 12/13/50 A W 53-52
 12/17/88 H W 98-74
 12/13/89 H W 69-54
 11/26/90 A W 84-50
 12/28/92 H W 76-75
 12/7/93 A L 71-73

STETSON (1-0)

Home: 1-0 • Road: 0-0 • Neutral: 0-0
 Kettle Classic (Houston)
 12/16/83 H W 92-71

SYRACUSE (1-1)

Home: 0-0 • Road: 0-1 • Neutral: 1-0
 12/11/82 A L 87-92
 NCAA Tournament Sweet 16
 (Hinkle Fieldhouse, Indianapolis)
 3/27/21 N W 62-46

TCU (48-25)

Home: 26-7 • Road: 14-18 • Neutral: 8-0
 Birmingham Classic (Birmingham, Ala.)
 12/10/55 N W 101-58
 All-College Tournament (Oklahoma City)
 12/29/60 N W 85-72
 12/12/61 H W 75-71
 All-College Tournament (Oklahoma City)
 12/26/61 N W 82-76
 1/25/62 A W 61-56
 12/10/62 A W 76-69
 1/29/63 H W 87-71
 12/9/63 A L 59-65
 1/23/64 H W 83-63
 12/10/64 A W 67-62
 1/18/65 H W 108-87
 12/18/65 A W 132-102
 1/27/66 H W 100-79
 NCAA Tournament Midwest Regional
 (Wichita, Kan.)
 3/16/68 N W 103-68
 1/14/76 A L 70-88
 2/10/76 H W 103-95
 1/15/77 A W 78-74
 2/12/77 H W 114-74
 SWC Tournament
 (Hofheinz Pavilion – Houston)
 2/26/77 H W 111-67
 1/14/78 A W 79-63
 2/1/78 H W 93-55
 1/13/79 H W 95-66
 1/30/79 A L 71-77
 1/22/80 A L 69-71
 2/12/80 H W 87-59
 1/24/81 H W 68-59
 2/17/81 A L 77-78 (4 OT)
 SWC Classic (San Antonio, Texas)
 3/6/81 N W 73-53
 1/26/82 A L 82-85
 2/16/82 H W 74-65
 1/12/83 A W 54-51
 2/12/83 H W 74-66
 SWC Classic (Reunion Arena – Dallas)
 3/12/83 N W 62-59
 1/7/84 H W 81-67
 2/9/84 A W 76-60
 1/3/85 A W 83-74
 2/1/85 H L 80-85
 1/29/86 A L 49-53
 3/1/86 H W 85-83 (OT)
 1/24/87 H L 56-62
 2/25/87 A W 84-65
 1/17/88 A W 77-57
 2/17/88 H W 66-47
 1/18/89 H L 54-55
 2/18/89 A L 66-82
 1/20/90 A L 63-89
 2/21/90 H W 82-62
 1/23/91 H W 91-88 (OT)
 2/23/91 A L 74-75
 2/7/92 A L 54-67
 3/3/92 H W 50-44
 SWC Classic (Reunion Arena – Dallas)
 3/14/92 N W 87-84 (2OT)
 2/6/93 A L 66-68
 3/6/93 H W 86-66
 1/12/94 H L 76-87
 2/8/94 A L 86-95
 1/14/95 A L 92-106
 2/11/95 H L 95-106
 SWC Classic (Reunion Arena – Dallas)
 3/9/95 N W 80-77

1/17/96 H W 89-86
 2/14/96 A W 86-82
 1/15/02 H W 82-71 (OT)
 2/9/02 A L 68-87
 2/7/03 A W 61-56
 3/1/03 H W 75-57
 1/13/04 H L 54-55
 2/28/04 A L 61-65
 1/19/05 A L 51-58
 2/19/05 H W 69-57
 12/23/09 H W 105-81
 11/27/10 A L 63-79
 11/26/11 H L 80-81
 12/4/12 A W 54-48

TEMPLE (12-3)

Home: 6-1 • Road: 6-2 • Neutral: 0-0
 2/9/14 H W 88-74
 3/1/14 A W 89-79
 2/26/15 A L 54-66
 1/2/16 A W 77-50
 2/21/16 H L 66-69
 1/28/17 H W 79-66
 Played in H&PE Arena (Houston)
 12/30/17 H W 76-73
 2/18/18 A W 80-59
 1/9/19 A L 69-73
 1/31/19 H W 73-66
 1/7/20 A W 78-74
 12/22/20 H W 76-50
 1/23/21 A W 68-51
 1/2/22 A W 66-61
 3/3/22 H W 84-46

TENNESSEE (2-3)

Home: 1-1 • Road: 0-2 • Neutral: 1-0
 12/5/70 A L 58-79
 Trojan Classic (Los Angeles)
 12/29/70 N W 68-65
 12/4/71 H W 67-65
 12/23/94 H L 58-74
 12/19/95 A L 49-69

TENNESSEE STATE (1-0)

Home: 1-0 • Road: 0-0 • Neutral: 0-0
 12/30/01 H W 91-90

TENNESSEE TECH (1-0)

Home: 1-0 • Road: 0-0 • Neutral: 0-0
 1/2/67 H W 95-69

TEXAS (32-32)

Home: 16-10 • Road: 9-18 • Neutral: 7-4
 12/20/49 A L 44-46
 2/17/53 A L 65-79
 12/12/53 A L 64-68
 1/30/54 H L 79-80
 12/11/54 A W 79-58
 1/29/55 H W 59-52
 NCAA Tournament Midwest Region
 First Round (Las Cruces, N.M.)
 3/11/72 N L 74-85
 1/17/76 H W 63-58
 2/14/76 A L 86-95
 1/18/77 H W 95-81
 2/15/77 A W 95-84
 1/10/78 H L 89-100
 1/30/78 A L 72-73
 SWC Classic (The Summit – Houston)
 3/4/78 N W 92-90
 1/8/79 H L 57-75
 1/28/79 A L 53-79
 SWC Classic (The Summit – Houston)
 3/2/79 N L 65-70
 1/8/80 H L 73-99
 2/4/80 A L 82-84
 SWC Classic
 (HemisFair Arena – San Antonio, Texas)
 2/28/80 N L 47-67
 1/10/81 A W 91-71
 2/7/81 H W 75-59
 SWC Classic
 (HemisFair Arena – San Antonio, Texas)
 3/7/81 N W 84-59
 1/12/82 H L 83-95
 2/8/82 A W 77-63
 1/15/83 A W 77-52
 2/15/83 H W 106-63
 1/10/84 H W 69-58
 2/11/84 A W 74-63
 1/5/85 A L 58-61
 2/6/85 H W 94-80
 1/2/86 H L 68-70
 2/1/86 A L 63-79



SERIES RECORDS

SWC Classic (Reunion Arena - Dallas)
3/7/86 N L 62-78
1/28/87 H W 65-59
2/28/87 A L 64-65
SWC Classic (Reunion Arena - Dallas)
3/6/87 N W 59-49
1/2/88 A L 63-65
2/13/88 H W 62-51
SWC Classic (Reunion Arena - Dallas)
3/11/88 N W 72-57
1/14/89 H L 86-88
2/15/89 A W 105-96
1/30/90 A W 102-93
3/5/90 H W 84-79
SWC Classic (Reunion Arena - Dallas)
3/10/90 N W 89-86
1/17/91 A L 84-90
2/17/91 H W 82-73
1/9/92 A L 75-86
2/9/92 H L 72-87
SWC Classic (Reunion Arena - Dallas)
3/15/92 N W 91-72
1/14/93 H W 81-67
2/27/93 A W 86-79
SWC Classic (Reunion Arena - Dallas)
3/13/93 N W 58-50
1/29/94 H L 78-110
2/26/94 A L 70-88
2/1/95 H W 105-96 (OT)
2/28/95 A L 82-96
2/3/96 A L 63-80
3/2/96 H W 79-69
12/27/97 A L 71-89
11/17/98 H W 71-69
12/20/00 H L 80-90
12/20/00 H L 60-71
College Basketball Invitational
First Round
3/20/13 H W 73-72

TEXAS A&I (9-1)

Home: 9-1 • Road: 0-0 • Neutral: 0-0
12/13/54 H W 92-65
12/7/55 H W 86-59
12/6/56 H W 67-59
12/5/57 H W 76-50
12/1/58 H W 80-59
12/1/62 H W 86-52
12/5/64 H W 94-71
12/9/75 H W 120-86
12/5/79 H L 82-83
11/28/80 H W 112-86

TEXAS A&M (53-32)

Home: 36-9 • Road: 14-22 • Neutral: 3-1
12/28/46 H W 62-41
12/19/50 H W 52-45
3/2/51 A L 46-55
12/8/51 A W 38-29
1/25/52 H W 52-44
12/10/52 A L 59-65
2/21/53 H W 48-44
12/8/53 H W 62-56
2/24/54 H W 52-51
12/2/54 A W 85-63
1/15/55 H W 107-66
12/14/55 A W 78-44
2/4/56 H W 105-74
2/4/58 A L 74-92
12/5/58 A L 45-57
1/24/59 H L 64-71
12/7/59 A L 49-67
12/17/59 H L 62-64
12/6/60 A L 61-66
1/19/61 H W 89-85
12/5/61 A L 49-64
1/30/62 H W 73-69
12/15/62 A L 67-69
1/30/63 H W 58-57
12/5/63 H L 58-61
1/28/64 H W 73-65
12/14/64 A L 67-74
Bluebonnet Classic (Rice Gym - Houston)
12/17/64 H W 59-49
1/30/65 H W 79-74
12/9/65 A L 88-93
Bluebonnet Classic (Rice Gym - Houston)
12/16/65 H W 90-85
1/28/66 H W 97-85
1/28/69 H W 85-71
Bluebonnet Classic (Hofheinz Pavilion - Houston)
1/6/73 H W 114-85

Bluebonnet Classic (Hofheinz Pavilion - Houston)
1/4/75 H W 92-72
1/20/76 A L 67-74
2/17/76 H L 80-94
1/22/77 A W 78-71
2/19/77 H W 116-83
SWC Classic (Hofheinz Pavilion - Houston)
3/3/77 N W 96-77
1/12/78 A W 80-73
2/4/78 H W 94-89
1/10/79 H L 43-69
2/3/79 A L 58-66
1/28/80 A L 79-92
2/22/80 H L 72-82
1/28/81 H W 76-71
2/28/81 A L 77-78
1/2/82 A L 77-95
2/27/82 H W 96-93
SWC Classic (Reunion Arena - Dallas)
3/5/82 N W 89-76
1/4/83 H W 84-61
2/5/83 A W 86-66
1/14/84 A W 70-64
2/2/84 H W 87-65
1/27/85 A L 69-71
2/27/85 H L 77-81
1/22/86 H W 76-70
2/24/86 A L 75-82
1/19/87 A L 45-57
2/18/87 H W 67-46
1/24/88 H W 67-63
2/24/88 A W 73-70
1/25/89 A W 71-69
2/25/89 H W 86-82
SWC Classic (Reunion Arena - Dallas)
3/10/89 N L 70-82
1/27/90 H W 108-90
2/28/90 A W 100-81
1/29/91 A W 77-64
3/2/91 H W 71-68
1/29/92 A W 69-65
2/29/92 H W 79-69
1/16/93 A W 81-69
2/17/93 H W 78-51
SWC Classic (Reunion Arena - Dallas)
3/12/93 N W 84-68
1/19/94 H L 60-67
2/16/94 A L 87-93
1/21/95 A L 68-73
2/18/95 H W 86-80
1/24/96 H W 78-67 (OT)
2/21/96 A W 79-75
12/27/03 H W 70-61 (OT)
12/29/04 A L 80-93
12/1/12 H L 58-70
12/4/13 A L 57-74

TEXAS A&M-CORPUS CHRISTI (7-1)

Home: 5-0 • Road: 2-1 • Neutral: 0-0
1/7/06 H W 86-83
2/7/06 A W 82-74
1/6/09 H W 85-65
12/6/09 H W 83-76
12/18/10 A L 78-81 (OT)
12/3/11 H W 87-66
11/25/12 A W 77-75
11/30/13 H W 78-67

TEXAS LUTHERAN (8-0)

Home: 8-0 • Road: 0-0 • Neutral: 0-0
2/5/75 H W 113-93
11/28/76 H W 96-69
12/7/77 H W 118-69
1/3/79 H W 111-79
12/11/79 H W 126-78
12/8/81 H W 145-78
12/19/83 H W 129-65
1/2/96 H W 88-66

TEXAS SOUTHERN (5-2)

Home: 3-1 • Road: 1-0 • Neutral: 1-1
12/15/90 H W 90-78
Nike Festival (Honolulu)
12/20/97 N L 69-85
Hawkeye Challenge (Iowa City, Iowa)
12/4/99 N W 84-80
12/23/00 H L 68-71
12/4/02 A W 82-79
11/21/07 H W 73-66
12/8/12 H W 78-75 (OT)

TEXAS STATE (14-2)

Home: 10-0 • Road: 4-2 • Neutral: 0-0
2/2/46 H W 62-57
2/20/46 A W 62-55
1/6/47 A W 55-39
2/15/47 H W 98-60
1/13/48 H W 61-49
2/20/48 A W 61-60
1/21/49 A W 53-52
2/21/49 H W 71-68
11/25/00 H W 73-59
12/16/01 H W 89-62
12/9/02 A L 59-68
12/6/11 A L 78-81
12/30/11 H W 94-71
11/8/13 H W 76-70
12/4/19 H W 68-60
12/22/22 H W 80-47

TEXAS TECH (29-27)

Home: 17-7 • Road: 8-14 • Neutral: 4-6
NCAA Tournament Midwest Regional Consolation (Lawrence, Kan.)
3/18/61 N L 67-69
12/10/73 H L 73-75
1/13/75 A L 82-86
1/31/76 H L 54-57
2/26/76 A L 85-93
SWC Classic (Reunion Arena - Dallas)
3/4/76 N L 69-80
1/27/77 A L 83-84 (OT)
2/1/77 H W 94-87
SWC Classic (The Summit - Houston)
3/4/77 N W 94-83
1/28/78 H W 84-71
2/15/78 A W 81-77
SWC Classic (The Summit - Houston)
3/2/78 N W 93-82
1/24/79 A L 68-70
2/15/79 H W 103-89
1/5/80 A L 70-77
1/30/80 H W 75-63
1/6/81 H W 73-70
1/31/81 A L 70-81
1/9/82 A W 78-68
2/3/82 H W 83-80
1/17/83 H W 98-73
2/19/83 A W 84-75
1/12/84 A W 88-66
2/16/84 H W 78-53
1/9/85 H W 83-74
2/10/85 H L 80-91
1/4/86 A L 68-69 (OT)
2/5/86 H L 91-92 (2OT)
1/3/87 H W 68-45
1/31/87 A L 55-56 (OT)
1/9/88 H W 72-67
2/10/88 A W 72-68
1/11/89 A L 74-76 (OT)
2/11/89 H W 71-67
1/13/90 H W 83-63
2/14/90 A W 74-71 (OT)
1/19/91 H W 73-70
2/20/91 A W 74-59
1/25/92 H W 77-58
2/25/92 A W 83-80
1/26/93 A L 74-78
2/13/93 H W 93-76
SWC Classic (Reunion Arena - Dallas)
3/14/93 N L 76-88
1/15/94 A L 68-77
2/12/94 H W 76-64
SWC Classic (Reunion Arena - Dallas)
3/10/94 N L 86-110
1/18/95 H L 66-84
2/15/95 A L 72-98
SWC Classic (Reunion Arena - Dallas)
3/10/95 N L 79-94
1/20/96 A L 76-95
2/17/96 H L 84-93
Played at Compaq Center (Houston)
12/14/01 H L 64-71
1/1/03 A L 48-62
Progressive Legends Classic
Championship Round (Barclays Center, Brooklyn, N.Y.)
11/26/13 N L 64-76
Continental Tire Las Vegas Classic
Championship Round (Orleans Arena - Las Vegas)
12/23/14 N W 82-69
Southwest Showcase Title Game (Dickies Arena; Fort Worth, Texas)
11/29/20 N W 64-53

TEXAS WESLEYAN (6-0)

Home: 6-0 • Road: 0-0 • Neutral: 0-0
2/13/63 H W 125-74
2/20/64 H W 105-77
2/16/65 H W 122-105
2/22/66 H W 152-108
12/9/80 H W 93-84
11/29/85 H W 100-73

TOLEDO (3-2)

Home: 2-0 • Road: 1-2 • Neutral: 0-0
12/27/85 A L 74-80
12/14/88 H W 75-58
12/16/89 A L 60-62
12/4/07 H W 67-56
12/20/08 A W 71-63

TRINITY (18-1)

Home: 12-1 • Road: 6-0 • Neutral: 0-0
1/7/47 A W 74-37
2/8/47 H W 68-34
2/2/48 A W 57-50
2/16/48 H W 55-50
1/22/49 A W 72-52
2/19/49 H L 52-57
1/7/50 A W 67-62
2/8/50 H W 80-49
1/16/51 A W 72-63
2/27/51 H W 72-61
1/28/56 H W 104-62
2/9/57 H W 93-71
2/16/63 H W 90-46
2/8/64 H W 74-57
1/2/65 H W 116-79
2/9/65 A W 139-87
1/8/66 H W 95-52
2/22/73 H W 116-57
12/11/76 H W 124-67

TROY (1-0)

Home: 1-0 • Road: 0-0 • Neutral: 0-0
12/14/09 H W 93-85

TULANE (30-18)

Home: 16-5 • Road: 11-10 • Neutral: 3-3
12/11/46 A L 49-62
12/11/70 H W 91-60
2/23/97 H L 77-81
1/18/98 A L 59-71
1/29/98 H W 70-62
1/23/99 A L 84-89
2/13/99 H W 76-72
1/8/00 H W 75-74
1/29/00 A L 75-78
C-USA Tournament (Memphis, Tenn.)
3/9/00 N L 69-76
2/21/01 A W 81-76
3/3/01 H W 80-67
1/7/02 A W 69-66
2/19/02 H W 85-81 (OT)
2/4/03 H L 58-65
2/26/03 A L 52-56
C-USA Tournament (Louisville, Ky.)
3/12/03 N L 52-74
2/11/04 A L 63-77
1/26/05 H L 61-63
1/25/06 A W 82-57
2/21/07 H W 78-70
2/9/08 A W 66-56
2/14/09 H W 83-64
3/6/10 A L 76-79
2/12/11 H W 79-68
3/2/11 A L 77-80
2/4/12 A L 54-75
2/29/12 H W 82-53
2/9/13 H L 85-88
3/9/13 A W 96-94
1/17/15 H L 65-68
3/4/15 A W 68-63 (OT)
The American Championship (XL Center - Hartford, Conn.)
3/12/15 N W 66-60
1/5/16 H W 63-45
2/17/16 A W 82-69
American Championship (Amway Center - Orlando)
3/11/16 N L 69-72
1/24/17 H W 65-51
2/8/17 A W 91-62
1/17/18 A L 72-81
Played in H&PE Arena (Houston)
2/11/18 H W 73-42
2/17/19 A W 85-50
2/6/20 H W 75-62

1/9/21 H W 71-50
1/28/21 A W 83-60
The American Championship Quarterfinals (Dickies Arena - Fort Worth, Texas)
3/12/21 N W 77-52
2/2/22 H W 73-62
2/23/22 A W 81-67
The American Championship Semifinals (Dickies Arena, Fort Worth, Texas)
3/12/22 N W 86-66

TULSA (30-29)

Home: 19-9 • Road: 10-18 • Neutral: 1-2
2/10/51 H L 45-50
3/5/51 A L 44-60
1/4/52 H W 42-41
2/1/52 A L 52-55
1/6/53 A L 60-91
1/24/53 H W 61-56
2/6/54 H L 45-59
2/27/54 A L 57-73
1/24/55 H L 64-67
2/21/55 A L 59-69
1/12/56 A W 69-60
1/23/56 H W 71-62 (OT)
1/7/57 A L 64-65
2/1/57 H L 58-78
1/25/58 H L 46-50
2/1/58 A L 57-70
1/5/59 H W 84-66
2/14/59 A W 68-56
1/4/60 H W 68-62
2/13/60 A L 58-59
2/2/61 A W 88-73
3/4/61 H W 89-65
1/11/62 A W 69-61
2/20/62 H W 98-71
2/9/63 H L 69-76
2/28/63 A L 80-88
1/15/66 A W 72-71
2/5/66 H W 97-77
3/13/82 A W 78-74
Rainbow Classic (Honolulu)
12/29/88 N L 71-75
12/4/96 H W 79-77 (2OT)
11/29/97 A W 61-57
2/18/06 H W 73-46
1/20/07 A W 69-67
2/6/08 H W 92-81
College Basketball Invitational Semifinals (Tulsa, Okla.)
3/26/08 A L 69-73
2/25/09 A L 68-77
1/9/10 H L 80-86
1/19/11 H W 64-57
2/5/11 A L 71-76 (OT)
1/4/12 H W 70-69 (OT)
2/11/12 A L 48-72
1/23/13 H L 72-87
2/16/13 A L 92-101 (3OT)
1/4/15 A L 54-72
2/5/15 H L 44-57
American Championship (XL Center - Hartford, Conn.)
3/13/15 N L 51-59
1/27/16 H W 81-66
2/7/16 A L 63-77
1/4/17 H W 64-61
2/11/17 A W 73-64
Played in H&PE Arena (Houston)
1/11/18 H W 104-71
1/2/19 H W 75-56
1/27/19 A W 77-65
1/11/20 A L 61-63
2/19/20 H W 76-43
12/29/20 A L 64-65
1/20/21 H W 86-59
1/15/22 A W 66-64

UAB (7-18)

Home: 5-7 • Road: 1-10 • Neutral: 1-1
1/11/97 H L 66-69
C-USA Tournament (St. Louis)
3/5/97 N L 54-55
1/31/98 A L 61-78
2/21/98 H L 70-104
1/9/99 H W 78-116
2/4/99 H L 82-90
2/2/00 H L 87-90
2/26/00 A L 66-69
1/10/01 H W 67-65
1/31/01 A L 53-65
1/19/02 A W 80-71
3/2/02 H W 76-72
1/11/03 H W 50-63
2/22/03 A L 52-80

HISTORY



SERIES RECORDS

1/10/04	A	L	42-64
3/5/05	H	L	66-71
1/21/06	A	L	79-82
2/17/07	H	W	70-64
2/20/08	A	L	99-101
1/10/09	H	W	85-65
2/20/10	A	L	66-75
2/26/11	H	L	55-68
2/1/12	A	L	69-80
1/26/13	H	W	66-61
<i>NCAA Tournament First Round (PPG Paints Arena - Pittsburgh)</i>			
3/18/22	N	W	82-68

UC DAVIS (1-0)

Home: 1-0 • Road: 0-0 • Neutral: 0-0

12/1/61	H	W	95-47
---------	---	---	-------

UC IRVINE (2-0)

Home: 1-0 • Road: 2-0 • Neutral: 0-0

Disneyland Freedom Bowl Classic (Irvine, Calif.)

12/6/91	A	W	73-51
1/4/93	H	W	86-78

UC SANTA BARBARA (4-1)

Home: 2-0 • Road: 1-0 • Neutral: 1-1

UNLV Invitational (Las Vegas)

12/30/69	N	W	98-85
----------	---	---	-------

Bluebonnet Classic (Houston)

12/18/76	H	W	77-62
12/15/81	H	W	74-68
12/21/83	A	W	89-79

NCAA Tournament Southeast Regional (Knoxville, Tenn.)

3/15/90	N	L	66-70
---------	---	---	-------

UCF (20-11)

Home: 11-5 • Road: 7-6 • Neutral: 2-0

1/14/06	H	L	56-66
2/15/06	A	W	78-71

C-USA Tournament (Memphis, Tenn.)

3/9/06	N	W	71-52
--------	---	---	-------

1/24/07	H	W	73-70 (OT)
2/28/07	A	L	72-75 (OT)
2/2/08	A	W	84-81
3/5/08	H	W	73-68
2/4/09	A	W	97-69
2/21/09	H	W	77-72
1/20/10	H	L	71-78
2/16/10	A	L	65-68
1/8/11	H	W	76-71
1/11/12	A	L	63-74
1/19/13	H	L	75-79 (OT)
2/22/14	H	W	88-84
3/7/14	A	L	83-104
1/6/15	H	L	78-79 (OT)
2/15/15	A	L	54-56
2/13/16	H	W	82-58
2/24/16	A	W	88-61
1/14/17	A	L	70-77
2/1/17	H	W	82-64
2/3/18	A	W	69-65

The American Championship (Orlando)

3/9/18	N	W	84-56
2/7/19	A	W	77-68

ESPN College GameDay

3/2/19	H	L	64-69
1/3/20	H	W	78-63
12/26/20	A	W	63-54
1/17/21	H	W	75-58
1/29/22	A	W	63-49
2/17/22	H	W	70-52

UCLA (2-7)

Home: 1-1 • Road: 0-3 • Neutral: 1-3

Lion's Club Tournament (Houston)

12/22/61	N	W	91-65
----------	---	---	-------

NCAA Tournament Final Four (Louisville, Ky.)

3/24/67	N	L	58-73
---------	---	---	-------

Game of the Century (Houston Astrodome - Houston)

1/20/68	H	W	71-69
---------	---	---	-------

NCAA Tournament Final Four (Los Angeles)

3/22/68	N	L	69-101
1/18/69	A	L	64-100
1/27/77	A	L	83-96
12/2/93	A	L	78-87
12/20/93	H	L	72-93

Mau'i Invitational (Lahaina, Maui)

11/19/01	N	L	60-71
----------	---	---	-------

UCONN (9-6)

Home: 5-2 • Road: 3-4 • Neutral: 1-0

12/30/99	H	L	76-82
----------	---	---	-------

Played in Gampel Pavilion (Storrs, Conn.)

11/30/00	A	L	60-72
12/31/13	H	W	75-71

Played in Gampel Pavilion (Storrs, Conn.)

1/30/14	A	L	43-80
2/1/15	H	W	70-68
1/17/16	H	L	57-69

Played in Gampel Pavilion (Storrs, Conn.)

2/28/16	A	W	75-68
---------	---	---	-------

Played in XL Center (Hartford, Conn.)

12/28/16	A	W	62-46
2/22/17	H	W	75-70

American Championship (XL Center, Hartford, Conn.)

3/10/17	A	L	65-74
---------	---	---	-------

Played in H&PE Arena (Houston)

3/4/18	H	W	81-71
--------	---	---	-------

Played in XL Center (Hartford, Conn.)

2/14/19	A	W	71-63
---------	---	---	-------

American Championship (FedExForum, Memphis, Tenn.)

3/15/19	N	W	84-45
1/23/20	H	W	63-59

Played in Gampel Pavilion (Storrs, Conn.)

3/5/20	A	L	71-77
--------	---	---	-------

UIW (1-0)

Home: 1-0 • Road: 0-0 • Neutral: 0-0

Played in H&PE Arena (Houston)

11/25/17	H	W	97-58
----------	---	---	-------

ULM (3-2)

Home: 3-0 • Road: 0-2 • Neutral: 0-0

2/17/74	H	W	85-83
12/28/95	H	W	98-64
12/28/96	A	L	80-83
12/15/99	A	L	81-8
11/28/15	H	W	76-64

UNLV (6-4)

Home: 3-2 • Road: 3-2 • Neutral: 0-0

1/31/67	A	W	103-83
12/23/67	A	W	94-85
2/6/69	H	W	118-87
1/20/71	H	W	130-73
1/27/73	H	W	104-94
1/26/74	A	W	75-72

Holiday Classic (Las Vegas)

12/29/75	A	L	92-116
12/12/87	H	L	69-89
12/20/06	A	L	73-83
12/30/06	H	L	62-78

USC (4-8)

Home: 4-3 • Road: 0-5 • Neutral: 0-0

2/23/62	H	W	56-51
2/24/62	H	W	76-68
12/7/68	A	L	64-65
12/20/69	H	W	77-73

Trojan Classic (Los Angeles)

12/30/70	A	L	64-77
12/21/73	A	L	78-92
12/16/74	H	L	96-97
11/30/78	A	L	80-88
12/22/79	H	L	85-86 (OT)
12/1/80	H	W	71-54
12/10/94	H	L	89-95
12/6/95	A	L	73-96

UT ARLINGTON (6-0)

Home: 5-0 • Road: 1-0 • Neutral: 0-0

2/22/68	H	W	130-75
2/8/69	H	W	82-65
12/4/69	H	W	88-70
2/26/70	A	W	102-84
12/7/02	H	W	60-59
12/11/19	H	W	71-63

UT RIO GRANDE VALLEY (13-0)

Home: 10-0 • Road: 3-0 • Neutral: 0-0

11/28/77	H	W	85-81
----------	---	---	-------

Bluebonnet Classic (The Summit - Houston)

12/15/78	H	W	107-95
12/20/78	A	W	89-79
12/13/80	H	W	84-70
1/15/87	H	W	87-37
12/5/87	A	W	65-59
1/7/89	H	W	72-63
1/3/13	H	W	96-71

11/11/13	A	W	77-65
12/4/14	H	W	72-58
11/30/15	H	W	78-65
12/17/16	H	W	83-58
11/28/18	H	W	58-53

UTAH (1-0)

Home: 0-0 • Road: 0-0 • Neutral: 1-0

Sutro Classic (Tokyo)

12/17/82	N	W	82-57
----------	---	---	-------

UTAH STATE (2-1)

Home: 1-0 • Road: 0-1 • Neutral: 1-0

All-College Tournament (Oklahoma City)

12/28/61	N	W	51-46
1/31/70	A	L	84-91
12/20/18	W	W	60-50

UTAH VALLEY (1-0)

Home: 1-0 • Road: 0-0 • Neutral: 0-0

11/14/11	H	W	84-71
----------	---	---	-------

UTEP (11-16)

Home: 8-2 • Road: 1-11 • Neutral: 2-3

12/28/79	A	L	65-78
3/19/93	A	L	61-67
12/28/00	A	L	67-75
12/4/02	H	W	56-47
12/8/03	A	L	61-88
2/1/06	H	W	63-57
2/25/06	A	L	63-69
2/3/07	A	L	71-79
3/3/07	H	W	74-67
1/19/08	H	W	77-72
3/8/08	A	L	81-87

C-USA Tournament (Memphis, Tenn.)

3/13/08	N	L	77-80
1/14/09	A	W	94-86
1/28/09	H	L	55-62

C-USA Tournament (Memphis, Tenn.)

3/12/09	N	W	89-85 (OT)
---------	---	---	------------

1/13/10	H	W	75-65
2/3/10	A	L	58-65

C-USA Championship Final (Tulsa, Okla.)

3/13/10	N	W	81-73
---------	---	---	-------

1/22/11	H	L	52-57
2/19/11	A	L	64-76
1/7/12	A	L	50-70
1/28/12	H	W	81-76 (OT)

C-USA Tournament (Memphis, Tenn.)

3/7/12	N	L	62-67 (OT)
2/13/13	H	W	79-61
2/27/13	A	L	53-63

C-USA Championship (Tulsa, Okla.)

3/13/13	N	L	69-80
12/19/19	H	W	77-57

UTSA (7-3)

Home: 6-1 • Road: 1-2 • Neutral: 0-0

12/12/81	H	W	105-69
12/5/85	A	W	104-59
12/17/92	H	W	94-76
2/2/94	A	L	83-85 (OT)
11/29/94	H	W	94-90
11/30/96	H	W	69-49
11/1/10	A	L	82-83
12/11/10	H	L	63-68
12/20/11	H	W	77-75
11/14/13	H	W	80-62

VALPARAISO (4-1)

Home: 3-0 • Road: 0-0 • Neutral: 1-1

Birmingham Classic (Birmingham, Ala.)

12/9/55	N	L	80-84
---------	---	---	-------

Motor City Classic (Detroit)

12/29/64	N	W	84-81
2/24/68	H	W	158-81
12/11/99	H	W	90-72

CBT Quarterfinals (Hofheinz Pavilion - Houston)

3/24/08	H	W	91-67
---------	---	---	-------

VANDERBILT (1-1)

Home: 0-0 • Road: 0-1 • Neutral: 1-0

Sugar Bowl Classic (New Orleans); NIT (Nashville)

3/13/02	A	L	50-59
---------	---	---	-------

VCU (0-3)

Home: 0-1 • Road: 0-1 • Neutral: 0-1

1/26/05	H	L	61-62
12/2/06	A	L	84-102

Puerto Rico Tip-Off (San Juan, P.R.)

11/15/08	N	L	72-73
----------	---	---	-------

VERMONT (1-0)

Home: 0-0 • Road: 0-0 • Neutral: 1-0

Gulf Coast Showcase Championship (Estero, Fla.)

11/23/16	N	W	72-71
----------	---	---	-------

VILLANOVA (3-4)

Home: 1-0 • Road: 0-0 • Neutral: 2-4

Kentucky Invitational (Lexington, Ky.)

12/30/53	N	L	66-73
----------	---	---	-------

Jayhawk Classic (Lawrence, Kan.)

12/18/70	N	W	99-84
----------	---	---	-------

NCAA Tournament East Region First Round (Charlotte, N.C.)

3/13/81	N	L	72-90
---------	---	---	-------

NCAA Tournament Midwest Regional (Kansas City, Mo.)

3/27/83	N	W	89-71
---------	---	---	-------

Sugar Bowl Classic (New Orleans)

12/28/86	N	L	60-63
11/23/91	H	W	79-49

NCAA Tournament First Round (AT&T Center - San Antonio, Texas)

3/26/22	N	L	44-50
---------	---	---	-------

VIRGINIA (4-3)

Home: 3-0 • Road: 0-1 • Neutral: 1-2

Sutro Classic (Tokyo)

12/16/82	N	L	63-72
----------	---	---	-------

2/18/84	H	W	74-65
---------	---	---	-------

NCAA Tournament Final Four (Seattle)

3/31/84	N	W	49-47 (OT)
---------	---	---	------------

Played at Capital Centre (Landover, Md.)

11/23/85	N	L	77-92
2/7/88	H	W	81-58
12/9/89	A	L	54-72
11/16/21	H	W	67-47

VIRGINIA TECH (2-1)

Home: 1-0 • Road: 0-1 • Neutral: 1-0

3/2/68	H	W	120-79
1/1/69	A	L	68-74

All-College Tournament (Oklahoma City)

12/26/73	N	W	85-66
----------	---	---	-------

WABASH COLLEGE (1-0)

Home: 1-0 • Road: 0-0 • Neutral: 0-0

12/6/73	H	W	119-71
---------	---	---	--------

WAKE FOREST (2-0)

Home: 0-0 • Road: 0-0 • Neutral: 2-0

NCAA Tournament Midwest Regional (St. Louis)

3/25/84	N	W	68-63
---------	---	---	-------

Paradise Jam (Lynchburg, Va.)

11/19/17	N	W	78-73
----------	---	---	-------

WASHINGTON (3-5)

Home: 2-1 • Road: 0-4 • Neutral: 1-0

12/12/58	A	L	62-68
12/13/58	A	L	55-59
12/20/66	H	W	87-65
1/28/67	A	L	78-81
12/23/02	H	L	61-85</



YEAR-by-YEAR RESULTS

* indicates conference game; Home games listed in bold.
Fertitta Center opened on Dec. 1, 2018.
Home games following the 1968-69 season were played at Hofheinz Pavilion until Dec. 1, 2018 unless noted.
Rankings to far left indicate Houston's national ranking in national polls (Associated Press/Coaches polls)
Final rankings listed under team accomplishments indicates ranking in final poll of that season.
Conference championship and NCAA Final Four seasons highlighted by red header



ALDEN PASCHE
1946-56
135-116

- 2 NAIB Tournament appearances
• 2 Lone Star Conference championships
• 1 Gulf Coast Conference championship
• 1 Missouri Valley Conference championship

1946 (10-4 • 8-2 LSC)
• Lone Star Conference Champions
• NAIB Tournament
Captains: Guy Lewis, Willie Wells

Table with columns: Year, W, L, Opponent, Location, Result

NAIB Tournament - Kansas City, Mo.
M11 W 63-34 vs. High Point (N.C.)
M13 L 43-62 vs. Indiana State

1946-47 (15-7 • 11-1 LSC)
• Lone Star Conference Champions
• NAIB Tournament
Captains: Guy Lewis, Willie Wells

Table with columns: Year, W, L, Opponent, Location, Result

Table with columns: Year, W, L, Opponent, Location, Result

NAIB Tournament - Kansas City, Mo.
M11 W 60-58 Montana
M12 L 42-44 (30T) Northern Arizona

1947-48 (11-11 • 6-6 LSC)
Captain: Louis Brown

Table with columns: Year, W, L, Opponent, Location, Result

Table with columns: Year, W, L, Opponent, Location, Result

1948-49 (11-11 • 7-5 LSC)
Captains: Louis Brown, Bill McPhail

Table with columns: Year, W, L, Opponent, Location, Result

1949-50 (16-7 • 6-0 GCC)
• Gulf Coast Conference Champions
Captains: Marvin Reichle, Richard Berg

Table with columns: Year, W, L, Opponent, Location, Result

1950-51 (11-17 • 2-12 MVC)
Captain: Lloyd Hendrix

Table with columns: Year, W, L, Opponent, Location, Result

Table with columns: Year, W, L, Opponent, Location, Result

1951-52 (7-14 • 3-7 MVC)
Captains: Robert Bradford, Royce Ray

Table with columns: Year, W, L, Opponent, Location, Result

Table with columns: Year, W, L, Opponent, Location, Result

1952-53 (9-13 • 5-5 MVC)
Captains: Jack McNutt, Elton Cotton

Table with columns: Year, W, L, Opponent, Location, Result

1 - Played at Houston Coliseum (Houston);
2 - Played at Public School Field House (Houston)

1953-54 (11-15 • 3-7 MVC)
Captains: Jim Hatton, Jackie Bell

Table with columns: Year, W, L, Opponent, Location, Result

1954-55 (15-10 • 3-7 MVC)
Captain: Jim Hatton

Table with columns: Year, W, L, Opponent, Location, Result

Table with columns: Year, W, L, Opponent, Location, Result

1955-56 (19-7 • 9-3 MVC)
• NCAA Midwest Region First Round
• Missouri Valley Conference Champions
Captains: Jack Foster, Lupe Lopez

Table with columns: Year, W, L, Opponent, Location, Result

HISTORY



YEAR-BY-YEAR RESULTS

J28	W	104-62	Trinity
J30	W	87-59	at Sam Houston State
F4	W	105-74	Texas A&M
F9	W	82-70	* at Bradley
F11	W	67-66	* at #11/ Saint Louis
#18/ F18	W	62-60	* Oklahoma State
#14/ F20	W	68-53	* Bradley
#14/ F25	L	72-82	* at Wichita State
#18/ F27	L	67-76	at Oklahoma City

NCAA Tournament Midwest Region First Round – Lawrence, Kan.

#17/ M16	L	74-89	vs. #8/ SMU
#17/ M17	L	70-89	vs. Kansas State



GUY V. LEWIS
1956-86
592-279

- 2 NCAA National Championship Game appearances
- 5 NCAA Final Four appearances
- 14 NCAA Tournament appearances
- 1 NIT Championship Game appearance
- 3 NIT appearances
- 4 Southwest Conference Tournament championships
- 2 Southwest Conference championships

1956-57 (10-16 • 5-9 MVC)

Captains: Dan Dotson, Andy McIvreen, Dean Evans

D1	L	78-97	at Kansas State
D3	L	73-92	at Iowa State
D6	W	67-59	Texas A&I
D8	L	78-82	Memphis
D11	W	85-83	at Sam Houston State
D15	W	95-65	Sam Houston State
D20	L	74-87	Loyola (La.)
D22	L	63-67	at Miami (Fla.)

Sugar Bowl Classic (New Orleans)

D28	W	76-68	vs. Alabama (1)
D29	L	76-111	vs. #3/ Kentucky (1)
J2	W	74-72	* at Drake
J4	L	56-74	* at Wichita State
J7	L	64-65	* Tulsa
J12	W	64-52	* #12/ Oklahoma State
J14	L	53-68	* Wichita State
J17	L	64-81	* at #12/ Bradley
J19	L	70-85	* at Saint Louis
J28	W	86-62	* Drake
J30	L	81-91	* Detroit
F1	L	58-78	* at Tulsa
F9	W	93-71	Trinity
F11	W	82-72	* Detroit
F16	L	86-96	at Memphis
F23	L	62-76	* at Oklahoma State
F25	W	88-79	* #5/ Bradley
M2	L	84-102	* #14/ Saint Louis

1957-58 (9-16 • 4-10 MVC)

Captain: Russell Boone

D2	L	75-85	at Oklahoma City
D5	W	76-50	Texas A&I
D7	L	71-78	Oklahoma City
D12	L	64-84	at Dartmouth
D14	W	77-70	at Canisius
D17	W	76-69	* North Texas
D21	L	53-70	* #4/ Cincinnati
J2	W	85-76	at Sam Houston State
J6	L	73-75 (OT)	* #12/ Bradley
J11	L	80-116	* at #10/ Bradley
J13	L	57-93	* at #7/ Cincinnati
J18	W	64-63	Sam Houston State
J25	L	46-50	* Tulsa

J27 W 70-64 #7/ Oklahoma State

F1	L	57-70	* at Tulsa
F3	L	67-77	* Drake
F4	L	74-92	at Texas A&M
F12	W	73-70	* at North Texas
F15	L	71-83	Loyola (La.)
F17	W	72-70	* Wichita State
F22	L	60-73	at #8/ Oklahoma State
F24	L	65-70	* at Wichita State
M1	W	81-76	* at Saint Louis
M3	L	87-88 (OT)	* at Drake
M8	L	76-83	* Saint Louis

Home games played at Public School Field House (Houston)

1958-59 (12-14 • 6-8 MVC)

Captains: Jack Welch, Bernie Kapner

D1	W	80-59	Texas A&I
D3	W	95-63	Sam Houston State
D5	L	45-57	at Texas A&M
D8	W	101-68	Arizona State
D12	L	62-68	at Washington
D13	L	55-59	at Washington
D16	L	68-73	at Santa Clara
J1	W	87-52	McMurry College
J3	W	78-75	* Wichita State
J5	W	84-66	* Tulsa
J10	L	54-62	* #7/ Cincinnati
J12	L	50-60	* #9/ Bradley
J17	L	67-94	at #17/ Oklahoma City
J24	L	64-71	Texas A&M
J26	W	88-58	* North Texas
J31	L	47-71	* at #15/ Saint Louis
F2	L	63-69	* at Drake
F7	W	80-63	#13/ Oklahoma City
F9	L	56-62	* at North Texas
F12	W	71-54	Loyola (La.)
F14	W	68-56	* at Tulsa
F16	L	63-65	* at Wichita State
F21	W	64-57	* #8/ Saint Louis
F23	W	77-66	* Drake
F28	L	66-78	* at #4/ Cincinnati
M2	L	60-74	* at #7/ Bradley

Home games played at Jeppesen Field House (Houston)

1959-60 (13-12 • 6-8 MVC)

Captains: Gary Phillips, Ted Luckenbill

D1	W	89-66	Lamar
D2	W	105-60	West Texas A&M
D5	W	92-51	McMurry College
D7	L	49-67	at Texas A&M
D9	L	63-72	Miami (Fla.)
D14	W	88-59	* North Texas
D17	L	62-64	Texas A&M
J2	L	63-69	* Wichita State
J4	W	68-62	* Tulsa
J7	L	46-76	* at #12/ Saint Louis
J9	W	56-55	* at Drake
J16	W	80-73	Oklahoma City
J23	W	88-79	at #11/ Miami (Fla.)
J25	L	61-63	at Loyola (La.)
J30	L	65-74	* at Wichita State
F1	W	80-69	at Oklahoma City
F4	W	92-53	Sam Houston State
F6	L	55-67	* at #1/ Cincinnati
F8	L	57-78	* at #2/ Bradley
F13	L	58-59	* at Tulsa
F15	W	86-64	* at North Texas
F20	L	47-57	* #1/ Cincinnati
F22	W	63-58	* #2/ Bradley
F27	L	57-78	* #16/ Saint Louis
F29	W	89-70	* Drake

Home games played at Jeppesen Field House (Houston)

1960-61 (17-11)

- NCAA Midwest Region Semifinals
Captains: Gary Phillips, Ted Luckenbill

D1	W	73-53	at North Texas
D6	L	61-66	at Texas A&M
D8	L	52-55	at Sam Houston State
D10	W	68-64	at Lamar

Lion's Club Tournament (Sam Houston Coliseum, Houston)

D15	L	51-55	vs. Oklahoma (1)
D16	W	56-54	vs. Oklahoma State (1)
D17	W	78-65	at Oklahoma City

All-College Tournament (Oklahoma City)

D28	L	68-71	vs. #18/ Wichita State (2)
D29	W	85-72	vs. TCU (2)
D30	W	86-82	at Oklahoma City (2)
J3	W	100-73	Lamar (3)
J5	L	71-74 (OT)	at Cincinnati
J12	W	60-59	#2/ Bradley (4)
J14	W	75-69	Saint Louis (4)
J19	W	89-85	Texas A&M (4)
J21	L	78-89	at Miami (Fla.)
J28	W	92-56	Loyola (La.) (3)
J31	W	101-66	Pacific (3)
F2	W	88-73	at Tulsa
F9	W	86-57	North Texas (3)
F11	W	107-78	Oklahoma City (3)
F16	L	74-90	at #5/ Bradley
F18	L	62-73	at Saint Louis
F23	L	80-85	#3/ Cincinnati (3)
M4	W	89-65	Tulsa (3)

NCAA Tournament Midwest Region First Round – (Houston)

M15 W 77-61 Marquette (5)

NCAA Tournament Midwest Regional – Lawrence, Kan.

M17 L 64-75 vs. #4/ Kansas State

M18 L 67-69 vs. Texas Tech

3 – Played at Jeppesen Field House (Houston);

4 – Played at Sam Houston Coliseum (Houston);

5 – Played at Delmar Gym (Houston)

1961-62 (21-6)

- NIT Quarterfinals
Captain: Jack Thompson

D1	W	95-47	UC Davis
D5	L	49-64	at Texas A&M
D7	W	72-70 (OT)	at Lamar
D12	W	75-71	TCU

City of Roses Tournament (Portland, Ore.)

D15	L	63-66	vs. #10/ Seattle
D16	W	67-55	at Portland
D20	W	63-62 (2OT)	Mississippi

Lion's Club Tournament (Houston)

D22	W	91-65	UCLA
D23	W	54-49	Auburn

All-College Tournament (Oklahoma City, Okla.)

D26	W	82-76	vs. TCU
D28	W	51-46	vs. Utah State
D29	L	45-47	vs. Bowling Green
J3	W	57-44	at North Texas
J5	W	68-57	at Loyola (La.)
J11	W	69-61	at Tulsa
J15	W	86-64	Lamar
J25	W	61-56	at TCU
J30	W	73-69	Texas A&M
F1	L	52-60	#3/ Cincinnati
F5	W	84-76	Florida State
F8	W	80-69	Miami (Fla.)
F10	W	105-75	North Texas
F16	L	47-59	at #3/ Cincinnati
F20	W	98-71	Tulsa
F23	W	56-51	USC
F24	W	76-68	USC

NIT – New York

M17	L	77-94	vs. Dayton
-----	---	-------	------------

1962-63 (15-11)

Captain: Lyle Harger

D1	W	86-52	Texas A&I (1)
D3	W	68-61	Nebraska (1)
D8	W	70-61	Baylor (1)
D10	W	76-69	at TCU

D13 W 76-69 North Texas (1)

D15	L	67-69	at Texas A&M
D17	W	75-61	Missouri (1)

Holiday Classic (Sam Houston Coliseum, Houston)

D21	L	88-90 (4OT)	Michigan
D22	L	73-74	LSU

Sugar Bowl Classic (New Orleans)

D28	W	79-76 (OT)	vs. #10/ Mississippi State
D29	L	69-71 (OT)	vs. Auburn
D31	L	68-87	at Minnesota
J2	L	56-79	at #1/ Cincinnati
J5	W	91-80	Oklahoma City (4)

J12 W 66-59 Loyola (La.) (4)

J24	L	70-71	at Miami (Fla.)
J26	L	69-76	at Florida State
J29	W	87-71	TCU (1)
J30	W	58-57	Texas A&M (1)
F2	W	68-62	at North Texas
F9	L	69-76	Tulsa (4)
F13	W	125-74	Texas Wesleyan (4)
F16	W	99-46	Trinity (4)
F23	L	58-62	#3/ Loyola (Ill.) (4)
F28	L	80-88	at Tulsa
M1	W	75-73	at Oklahoma City

1 – Played at Sam Houston Coliseum (Houston);

4 – Played at Jeppesen Gym (Houston)

1963-64 (16-10)

Captain: Chet Oliver

D2	L	58-60	Minnesota (1)
D5	L	58-61	at Texas A&M
D7	W	73-64	Pacific (2)
D9	L	59-65	at TCU
D11	W	58-56	at North Texas
D12	L	61-72	at Colorado
D14	W	64-58	at Nebraska

Bluebonnet Classic (Sam Houston Coliseum, Houston)

D19	W	69-61	Mississippi State
D20	W	72-62	Oklahoma City
D23	L	62-79	at Ohio State

All-College Tournament (Oklahoma City)

D26	L	72-75 (OT)	vs. Wyoming
D27	W	76-61	vs. Idaho
D28	W	56-55	vs. Montana State
J2	W	64-63	Air Force (2)
J4	W	81-59	Yale (2)
J13	W	93-64	Southwestern (2)
J23	W	83-63	TCU (2)
J25	W	61-60	Baylor (1)
J28	W	73-65	Texas A&M (1)
J30	L	65-66	North Texas (2)
F8	W	74-57	Trinity (2)
F10	L	59-66 (OT)	Cincinnati (5)
F13	W	93-83	Miami (Fla.) (2)
F15	L	68-98	at Loyola (Ill.)
F20	W	105-	



YEAR-by-YEAR RESULTS

#12/	J16	W 96-77	at Rice
#11/	J27	W 104-94	UNLV
#11/	F1	W 89-85	Centenary
#11/	F2	W 90-85	Cincinnati
#11/	F8	W 96-75	Houston Baptist
#11/	F10	W 82-80	#13/Louisiana-Lafayette
#7/	F15	W 82-70	Corpus Christi State
#7/	F17	L 77-78	at Creighton
#9/	F22	W 116-57	Trinity
#9/	F24	W 76-75	#20/Jacksonville
#8/	F26	W 94-75	Samford
#8/	M2	W 90-89	at Centenary
#7/	M5	W 116-72	Rice

NCAA Tournament Midwest Region First Round – Wichita, Kan.

#7/	M10	L 89-102	#14/Louisiana-Lafayette(1)
-----	-----	----------	----------------------------

1 – Later won by forfeit

1973-74 (17-9)

Captains: Sidney Edwards, Donnell Hayes

#14/	D1	L 74-97	at #5/ North Carolina
#14/	D3	L 81-87	at #9/ Louisville
#14/	D6	W 119-71	Wabash College
#14/	D8	W 97-73	Florida
	D10	L 73-75	Texas Tech
	D21	L 78-92	at #16/ USC
	D22	W 90-75	at Nevada

All-College Tournament (Oklahoma City)

D26	W 85-66	vs. Virginia Tech
D28	L 108-118	vs. Oral Roberts
D29	W 95-84	vs. Rutgers

Bluebonnet Classic (Houston)

J4	W 96-79	Denver
J5	W 79-74	Florida State
J10	W 74-70	Baylor
J12	W 95-86	at Rice
J17	L 83-91	at Centenary
J19	W 88-58	West Texas A&M
J26	W 75-72	at UNLV
F2	W 102-81	Lamar
F9	L 73-84	at Cincinnati
F14	W 99-63	Biscayne
F16	W 85-83	Louisiana-Monroe
F21	W 101-86	Houston Baptist
F23	W 105-89	Centenary
M2	L 86-104	#14/ South Carolina
M4	L 80-83	at Jacksonville
M7	W 107-62	Rice

1974-75 (16-10)

Captains: Maurice Presley, Louis Dunbar

#20	D2	L 87-91	#8/ Louisville
#20/	D7	L 87-96	#9/ North Carolina
D9	W 80-71	at West Texas A&M	
	D16	L 96-97	#6/ USC
	D21	L 90-91	Kansas State

Sugar Bowl Classic (New Orleans)

D29	L 88-105	vs. #7/ Alabama
D30	L 80-89	vs. Furman

Bluebonnet Classic (Houston)

J3	W 105-96	Hawai'i
J4	W 92-72	Texas A&M
J6	W 86-85	Dayton
J11	W 91-70	Rice
J13	L 82-86	at Texas Tech
J17	L 74-85	at St. Mary's (Texas)
J18	W 99-98	Mercer
J25	W 103-74	Nevada
J27	W 74-68	#15/ Stanford
F1	W 90-84	#19/ South Carolina
F5	W 113-93	Texas Lutheran
F8	L 83-103	Cincinnati
F10	W 99-93	at Biscayne
F15	W 115-85	Southern Miss
F19	W 90-77	St. Mary's (Texas)
F22	W 103-77	Lamar
F25	W 117-84	Houston Baptist
M1	L 101-121	at Bowling Green
M11	W 82-73	at Rice

1975-76 (17-11 • 7-9 SWC)

Captains: David Marrs, Otis Birdsong

D6	W 74-63	Cal Poly
D9	W 120-86	Texas A&I
D13	W 87-78	St. Mary's (Texas)
D20	W 96-72	Louisiana Tech
D27	W 72-68	at Dayton

Holiday Classic (Las Vegas)

D29	L 92-116	at #12/ UNLV
D30	W 90-87	vs. #20/ LaSalle

Bluebonnet Classic (Houston)

J2	W 78-59	Houston Baptist
J3	W 94-73	#19/ San Francisco
J5	L 47-92	* at Arkansas
J10	W 87-59	* Rice
J12	W 72-71	* Arkansas
J14	L 70-88	* at TCU
J17	W 63-58	* Texas
J20	L 67-74	* at Texas A&M
J24	W 79-73	* Baylor
J26	L 75-87	* at SMU
J31	L 54-57	* Texas Tech
F3	W 91-71	Houston Baptist
F7	W 99-79	* at Rice
F10	W 103-95	* TCU
F14	L 86-95	* at Texas
F17	L 80-94	* #20/ Texas A&M
F21	L 72-79	* at Baylor
F24	W 100-98	* SMU
F26	L 85-93	* at Texas Tech

SWC Classic (Waco, Texas)

F28	W 88-86	at Baylor
-----	---------	-----------

SWC Classic (Dallas)

M4	L 69-80	vs. Texas Tech
----	---------	----------------

1976-77 (29-8 • 13-3 SWC)

• NIT Finalist

Captains: Jim Perry, Otis Birdsong

N28	W 96-69	Texas Lutheran
D1	W 101-92	Lamar
D3	W 104-64	Biscayne
D6	L 85-100	at #10/ San Francisco
D11	W 124-67	Trinity
D13	W 103-83	Lamar

Bluebonnet Classic (Houston)

D17	W 100-78	Nevada
D18	W 77-62	UC Santa Barbara

Rainbow Classic (Honolulu)

D27	W 69-66	vs. Illinois
D29	W 101-74	at Hawai'i
D30	L 81-86	vs. #3/ San Francisco
J2	L 83-96	at #8/ UCLA
J6	W 111-79	Houston Baptist
J8	L 70-81	* at #18/ Arkansas
J12	W 106-56	* Rice
J15	W 78-74	* at TCU
J18	W 95-81	* Texas
J22	W 78-71	* at Texas A&M
J24	W 111-89	* Baylor
J27	L 83-84 (OT)	* at Texas Tech
J29	W 103-102	* at SMU
F1	W 94-87	* Texas Tech
F5	L 80-82	* #14/ Arkansas
F8	W 109-73	* at Rice
F10	W 115-83	* SMU
F12	W 114-74	* TCU
F15	W 95-84	* at Texas
F19	W 116-83	* Texas A&M
F23	W 78-76	* at Baylor

SWC Classic (Houston)

F26	W 111-67	TCU
-----	----------	-----

SWC Classic (The Summit, Houston)

M3	W 96-77	vs. Texas A&M
M4	W 94-83	vs. Texas Tech
M5	L 70-84	vs. #7/ Arkansas

NIT (Houston)

M9	W 83-82	Indiana State
----	---------	---------------

NIT (New York)

M14	W 91-90 (OT)	vs. Illinois State
M17	W 82-76	vs. #11/ Alabama
M20	L 91-94	vs. St. Bonaventure

1977-78 (25-8 • 11-5 SWC)

• NCAA Midwest Region First Round
• SWC Tournament Champions
• Final Rankings: 14th (AP) • 16th (UPI)
Captains: Charles Thompson, Cecil Rose

N28	W 85-81	UT Rio Grande Valley
D1	W 88-87	at Auburn
D3	W 96-72	Louisiana-Lafayette
D7	W 118-69	Texas Lutheran
D9	L 80-81	at Arizona
D10	L 78-79	at Arizona State
D12	W 133-98	Southwestern

Bluebonnet Classic (Houston)

D16	W 100-75	Xavier
D17	W 137-94	North Texas
D21	W 104-68	at Hawai'i
D23	W 110-83	at Hawai'i-Hilo
J5	W 103-51	Houston Baptist
J8	L 65-84	* at #3/ Arkansas
J10	L 89-100	* Texas
J12	W 80-73	* at Texas A&M
J14	W 79-63	* at TCU
J17	W 100-89	* Baylor
J21	W 96-74	* Rice
J23	L 75-76	* at SMU
J28	W 84-71	* Texas Tech
J30	L 72-73	* at #15/ Texas
F1	W 93-55	* TCU
F4	W 94-89	* Texas A&M
F7	L 69-70	* at Baylor
F11	W 87-62	* at Rice
F13	W 95-55	* SMU
F15	W 81-77	* at Texas Tech
F18	W 84-75	* #1/ Arkansas

SWC Classic (Houston)

F25	W 108-67	Rice
-----	----------	------

SWC Classic (Houston)

M2	W 93-82	vs. Texas Tech
M3	W 70-69	vs. #4/ Arkansas
M4	W 92-90	vs. #12/ Texas

NCAA Tournament Midwest Region (Tulsa, Okla.)

#14/	M12	L 77-100	vs. #10/ Notre Dame
------	-----	----------	---------------------

1978-79 (16-15 • 6-10 SWC)

Captains: Ken Ciolli, George Walker

N27	L 73-71	Nevada
N30	L 80-88	at #12/ USC
D4	W 120-60	St. Mary's (Texas)
D6	W 102-86	Hardin-Simmons

Bluebonnet Classic (The Summit, Houston)

D15	W 107-95	UT Rio Grande Valley
D16	W 105-92	Louisiana-Lafayette
D20	W 89-79	at UT Rio Grande Valley
D23	W 100-85	at Alaska-Anchorage
D25	W 94-81	at Alaska-Anchorage

Pillsbury Classic (Minneapolis, Minn.)

D29	L 67-80	at Minnesota
D30	L 77-84	vs. BYU
J3	W 111-79	Texas Lutheran
J6	L 61-62	* #14/ Arkansas
J8	L 57-75	* Texas
J10	L 43-69	* #11/ Texas A&M
J13	W 95-66	* TCU
J16	L 77-85	* at Baylor
J20	W 101-75	* at Rice
J22	W 82-78	* SMU
J24	L 68-70	* at Texas Tech
J28	L 53-79	* at #17/ Texas
J30	L 71-77	* at TCU
F3	L 58-66	* at #12/ Texas A&M
F6	L 77-80	* Baylor
F10	W 75-72	* Rice
F12	W 101-94	* at SMU
F15	W 103-89	* Texas Tech
F17	L 58-78	* at #11/ Arkansas

SWC Classic (Houston)

F24	W 74-67	SMU
-----	---------	-----

SWC Classic (The Summit, Houston)

M1	W 83-82	vs. Baylor
M2	L 65-70	vs. #14/ Texas

1979-80 (14-14 • 8-8 SWC)

Captains: Kenneth Williams, Byron Gibson

N30	W 74-72	Arizona
D3	L 65-78	Arizona State
D5	L 82-83	Texas A&I
D11	W 126-78	Texas Lutheran

Cage Classic (Albuquerque, N.M.)

D15	W 83-80 (OT)	at New Mexico
D16	L 75-78	vs. #16/ Georgetown

Bluebonnet Classic (The Summit, Houston)

D21	W 99-89	Niagara
D22	L 85-86 (OT)	USC

Sun Carnival Tournament (El Paso, Texas)

D28	L 65-78	at UTEP
D29	W 83-75	vs. Alabama
J3	W 78-70	* Rice
J5	L 70-77	* at Texas Tech
J8	L 73-99	* Texas
J12	W 96-81	* SMU
J19	L 57-60	* at Arkansas
J22	L 69-71	* at TCU
J26	W 82-71	* Baylor
J28	L 79-92	* at Texas A&M
J30	W 75-63	* Texas Tech
F2	W 71-70	* at SMU
F4	L 82-84	* at Texas
F9	W 90-84 (3OT)	* Arkansas
F12	W 87-59	* TCU
F16	W 60-58	* at Baylor
F19	L 74-81	* at Rice
F22	L 72-82	* Texas A&M

SWC Postseason Classic (Houston)

F25	W 92-80	Rice
-----	---------	------

SWC Postseason Classic (San Antonio, Texas)

F28	L 47-67	vs. Texas
-----	---------	-----------

1980-81 (21-9 • 10-6 SWC)

• NCAA East Region First Round
• SWC Tournament Champions
Captains: By Game

N28	W 112-86	Texas A&I
D1	W 71-54	USC
D6	L 74-76	at Biscayne
D9	W 93-84	Texas Wesleyan
D13	W 84-70	UT Rio Grande Valley
D16	W 94-81	Pepperdine

Kettle Classic (Houston)

D19	W 88-58	Army
D20	W 70-61	Wyoming
D23	W 86-71	Nevada
D27	L 78-79	at Alaska-Anchorage
J3	W 62-57	* at Rice
J6	W 73-70	* Texas Tech
J10	W 91-71	* at Texas
J13	L 70-72 (3OT)	* at SMU
J17	W 70-64	Lamar
J19	W 57-54	* Arkansas
J24	W 68-59	* TCU
J26	W 53-51	* at Baylor
J28	W 76-71	* Texas A&M
J31	L 70-81	* at Texas Tech
F3	W 79-64	* SMU
F7	W 75-59	* Texas
F14	L 55-70	* at Arkansas
F17	L 77-78 (4OT)	* at TCU
F21	L 68-70	* Baylor
F24	W 63-55	* Rice
F28	L 77-78	* at Texas A&M

SWC Classic (San Antonio, Texas)

M6	W 73-53	vs. TCU
M7	W 84-59	vs. Texas

NCAA Tournament East Region (Charlotte, N.C.)

M13	L 72-90	vs. Villanova
-----	---------	---------------

HISTORY



YEAR-BY-YEAR RESULTS

1981-82 (25-8 • 11-5)

- NCAA Final Four

- NCAA Midwest Regional Champions

Captains: Lynden Rose, Eric Davis

Table with 2 columns: Game/Season, Opponent/Score. Includes N30 W 84-73 West Texas A&M, D4 L 85-87 (OT) at Seton Hall, D6 W 106-74 Biscayne, D8 W 145-78 Texas Lutheran, D12 W 105-69 UTSA, D15 W 74-68 UC Santa Barbara.

Kettle Classic (Houston)

D18 W 96-49 Mississippi State, D19 W 62-52 #6/ Iowa

Sugar Bowl Classic (New Orleans)

Table with 2 columns: Game/Season, Opponent/Score. Includes #18/ D28 W 59-58 vs. Purdue, #18/ D29 W 73-69 vs. LSU, #14/ J4 W 63-61 *Rice, #14/ J9 W 78-68 *at Texas Tech, #10/ J12 L 83-95 *#19 Texas, #10/ J16 L 66-67 *SMU, #19/ J23 L 66-67 *at #15/ Arkansas, J26 L 82-85 *at TCU, J30 W 99-78 *Baylor, F1 L 77-95 *at Texas A&M, F3 W 83-80 *Texas Tech, F6 W 73-71 (OT) *at SMU, F8 W 77-63 *at #12/ Texas, F13 W 55-53 *#8/ Arkansas, F16 W 74-65 *TCU, F20 W 78-74 *at Baylor, F23 W 75-69 *at Rice, F27 W 96-93 *Texas A&M.

SWC Classic (Dallas)

M5 W 89-76 vs. Texas A&M, M6 L 69-84 vs. #14/ Arkansas

NCAA Tournament Midwest Region (Tulsa, Okla.)

M11 W 94-84 vs. Alcorn State, M13 W 78-74 vs. #10/ Tulsa

NCAA Tournament Midwest Regional (St. Louis)

M19 W 79-78 vs. #5/ Missouri, M21 W 99-92 vs. Boston College

NCAA Tournament Final Four - New Orleans

M27 L 63-68 vs. #1/ North Carolina

1982-83 (31-3 • 16-0 SWC)

- NCAA National Runner-Up

- NCAA Final Four

- NCAA Midwest Regional Champions

- SWC Champions

- SWC Tournament Champions

- Final Rankings: 1st (AP) - 1st (UPI)

Captains: David Bunce, Larry Micheaux, David Rose, Bryan Williams

Kettle Classic (Houston)

Table with 2 columns: Game/Season, Opponent/Score. Includes #14/ N26 W 104-63 Arizona, #14/ N28 W 106-72 Lamar, #11/ D1 W 74-65 Mississippi State, #11/ D4 W 78-59 at Biscayne, #9/ D8 W 77-65 Auburn, #9/ D11 L 87-92 at Syracuse.

Suntory Classic (Tokyo)

Table with 2 columns: Game/Season, Opponent/Score. Includes #14/ D16 L 63-72 vs. #1/ Virginia, #14/ D17 W 82-57 vs. Utah, #18/ D27 W 93-92 at Pepperdine, #18/ J2 W 112-58 Pacific, #19/ J4 W 84-61 *Texas A&M, #19/ J8 W 105-71 *SMU, #16/ J10 W 79-78 Louisiana-Lafayette, #16/ J12 W 54-51 *at TCU, #16/ J15 W 77-52 *at Texas, #14/ J17 W 98-73 *Texas Tech, #14/ J22 W 75-60 *#4/ Arkansas, #9/ J26 W 76-40 *at Rice, #8/ F2 W 86-69 *Baylor, #8/ F5 W 86-66 *at Texas A&M, #6/ F9 W 85-68 *at SMU, #6/ F12 W 74-66 *TCU, #4/ F15 W 106-63 *Texas, #4/ F19 W 84-75 *at Texas Tech, #2/ F26 W 86-52 *Rice.

#1/ M3 W 74-66 *at #5/ Arkansas, #1/ M5 W 93-64 *at Baylor

SWC Classic (Dallas)

#1/ M11 W 75-59 vs. SMU, #1/ M12 W 62-59 vs. TCU

NCAA Tournament Midwest Region (Houston)

#1/ M19 W 60-50 vs. Maryland

NCAA Tournament Midwest Regional (Kansas City, Mo.)

#1/ M25 W 70-63 vs. #17/ Memphis, #1/ M27 W 89-71 vs. #13/ Villanova

NCAA Tournament Final Four (Albuquerque, N.M.)

#1/ A2 W 94-81 vs. #2/ Louisville

NCAA Tournament National Championship (Albuquerque, N.M.)

#1/ A4 L 52-54 vs. #16/ NC State

1983-84 (32-5 • 15-1 SWC)

- NCAA National Runner-Up

- NCAA Final Four

- NCAA Midwest Regional Champions

- SWC Champions

- SWC Tournament Champions

- Final Rankings: 5th (AP) - 5th (UPI)

Captains: Hakeem Olajuwon, Michael Young

Hall of Fame Classic (Springfield, Mass.)

#3/4 N19 L 64-76 vs. NC State (1), #3/4 N26 W 91-76 #17/19 Kansas

#8/ N30 W 68-62 at Mississippi State

#8/ D3 W 69-51 Biscayne

#6/6 D6 W 100-91 at #9/9 LSU

#6/6 D10 W 71-55 St. Mary's (Texas)

Kettle Classic (Houston)

#3/3 D16 W 92-71 Stetson, #3/3 D17 W 65-40 Princeton

#3/3 D19 W 129-65 Texas Lutheran

#3/3 D21 W 89-79 at UC Santa Barbara

Chaminade Classic (Honolulu)

#3/3 D25 W 76-73 vs. #10/8 Louisville, #3/3 D26 L 61-68 vs. Fresno State

#7/5 J5 W 60-59 *at SMU

#7/5 J7 W 81-67 *TCU

#7/5 J10 W 69-58 *Texas

#7/5 J12 W 88-66 *at Texas Tech

#7/5 J14 W 70-64 *at Texas A&M

#4/5 J20 W 72-42 *Rice

#4/5 J22 L 67-74 at #3/3 Kentucky

#7/6 J28 W 84-58 *at Baylor

#6/5 F2 W 87-65 *Texas A&M

#6/5 F4 W 76-57 *SMU

#6/5 F9 W 76-60 *at TCU

#5/4 F11 W 74-63 *at Texas

#4/4 F16 W 78-53 *Texas Tech

#4/4 F18 W 74-65 Virginia

#3/3 F22 W 70-54 *at Rice

#3/3 F26 W 64-61 *#11/11 Arkansas

#2/2 F29 W 80-65 *Baylor

#2/2 M4 L 68-73 *at #12/12 Arkansas

SWC Classic (Houston)

#5/5 M10 W 53-50 vs. Rice, #5/5 M11 W 57-56 vs. #8/8 Arkansas

NCAA Tournament Midwest Region (Memphis, Tenn.)

#5/5 M17 W 77-69 vs. Louisiana Tech

NCAA Tournament Midwest Regional (St. Louis)

#5/5 M23 W 78-71 vs. #16/ Memphis, #5/5 M25 W 68-63 vs. #19/ Wake Forest

NCAA Tournament Final Four (Seattle)

#5/5 M31 W 49-47 (OT) vs. Virginia

NCAA Tournament National Championship (Seattle)

#5/5 A2 L 75-84 vs. #2/2 Georgetown

1984-85 (16-14 • 8-8 SWC)

- NIT First Round

Captains: Eric Dickens, Reid Gettys

N24 W 85-62 Concordia Lutheran, N26 W 69-53 St. Mary's (Texas)

PTAY Tournament (Clemson, S.C.)

N30 L 70-86 vs. South Alabama, D1 W 73-64 vs. Campbell, D4 W 93-81 Southwestern

D8 W 81-73 #13/ LSU, D15 L 75-87 at #18/ Kansas

Kettle Classic (Houston)

D21 W 88-63 Portland, D22 W 66-63 St. Mary's (Calif.)

D28 W 100-77 BYU-Hawaii

J3 W 83-74 *at TCU

J5 L 58-61 *at Texas

J9 W 83-74 *Texas Tech

J12 L 58-69 at #13/ DePaul

J16 W 77-73 *at Rice

J19 W 78-73 *Arkansas

J24 W 81-77 *Baylor

J27 L 69-71 *at Texas A&M

J30 L 78-85 *at #2/ SMU

F1 L 80-85 *TCU

F3 L 76-77 #5/ Illinois

F6 W 94-80 *Texas

F10 L 80-91 *Texas Tech

F17 W 96-91 *Rice

F20 L 59-73 *Arkansas

F23 L 84-88 *at Baylor

F27 L 77-81 *Texas A&M

M3 W 79-76 *#9/ SMU

SWC Classic (Dallas)

M8 L 72-84 vs. #13/ SMU

NIT (Beaumont, Texas)

M15 L 71-78 at Lamar

1985-86 (14-14 • 8-8)

Captains: Alvin Franklin, Renaldo Thomas

Played at Capital Centre (Landover, Md.)

N23 L 77-92 vs. Virginia, N29 W 100-73 Texas Wesleyan

D5 W 104-59 at UTSA

D7 W 76-65 St. Mary's (Texas)

D12 L 78-84 #18/ DePaul

D14 L 92-102 #10/ Illinois

D18 W 92-82 BYU-Hawaii

D21 W 96-86 Long Beach State

Blade Classic (Toledo, Ohio)

D27 L 74-80 at Toledo, D28 W 75-64 vs. Detroit

J2 L 68-70 *Texas

J4 L 68-69 (OT) *at Texas Tech

J11 L 68-71 *Rice

J15 W 87-85 (OT) *at Arkansas

J18 W 79-58 *at Baylor

J22 W 76-70 *Texas A&M

J25 W 71-66 *SMU

J29 L 49-53 *at #16/ TCU

F1 L 63-79 *at Texas

F5 L 91-92 (2OT) *Texas Tech

F12 W 71-69 *at Rice

F15 W 93-83 *Arkansas

F20 W 77-70 *Baylor

F22 L 59-76 #16/ Louisville

F24 L 75-82 *at Texas A&M

F26 L 71-78 *at SMU

M1 W 85-83 (OT) *#15/ TCU

SWC Classic (Dallas)

M7 L 62-78 vs. Texas



PAT FOSTER 1986-93 142-73

- 3 NCAA Tournament appearances
- 3 NIT appearances
- 1 Southwest Conference Tournament championship

1986-87 (18-12 • 9-7 SWC)

- NCAA Southeast Region First Round

Captains: Greg Anderson, Rickie Winslow

N28 W 80-68 St. Mary's (Texas), D1 W 86-72 Minnesota

Cactus Classic (Tempe, Ariz.)

D5 W 78-69 vs. Mississippi Valley State, D6 W 83-66 at Arizona State

D8 L 65-71 at Long Beach State

D13 W 83-75 New Orleans

D20 L 66-68 at West Texas A&M

Sugar Bowl Classic (New Orleans)

D28 L 60-63 vs. Villanova, D29 W 73-72 vs. Vanderbilt

J3 W 68-45 *Texas Tech

J5 W 87-37 UT Rio Grande Valley

J10 W 71-36 *at Rice

J17 W 60-55 *Arkansas

J19 L 45-57 *at Texas A&M

J21 W 75-65 *at SMU

J24 L 56-62 *#19/ TCU

J26 L 62-67 *Baylor

J28 W 65-59 *Texas

J31 L 55-56 (OT) *at Texas Tech

F3 W 75-51 Louisiana-Lafayette

F7 W 76-62 *Rice

F11 W 57-54 *at Arkansas

F14 L 57-63 (OT) *at Baylor

F18 W 67-46 *Texas A&M

F22 L 73-79 *SMU

F25 W 84-65 *at #15/ TCU

F28 L 64-65 *at Texas

SWC Classic (Dallas)

M6 W 59-49 vs. Texas, M7 L 52-54 vs. Baylor

NCAA Tournament Southeast Region First Round (Atlanta)

M13 L 55-66 vs. #20/ Kansas

1987-88 (18-13 • 10-6 SWC)

- NIT Second Round

Captains: Rolando Ferreira, Richard Hollis

N27 W 85-71 Sam Houston State

D5 W 65-59 at UT Rio Grande Valley

D7 W 80-72 Arkansas State

D12 L 69-89 #17/ UNLV

D17 L 60-65 at Minnesota

Spindletop Classic (Beaumont, Texas)

D20 W 91-88 vs. Drexel, D21 W 71-67 at Lamar

J2 L 63-65 *at Texas

J6 L 64-71 at New Orleans

J9 W 72-67 *Texas Tech

J13 L 101-102 (2OT) at Louisiana-Lafayette

J17 W 77-57 *at TCU

J19 L 65-69 *SMU

J24 W 67-63 *Texas A&M

J27 L 59-77 *at Baylor

J30 L 62-71 *at Arkansas

F3 W 84-67 *Rice

F6 L 69-73 at Louisville

F7 W 81-58 Virginia

F10 W 72-68 *at Texas Tech

F13 W 62-51 *Texas

F17 W 66-47 *TCU

HISTORY



YEAR-by-YEAR RESULTS

F20	L	84-87 (OT)	* at SMU
F24	W	73-70	* at Texas A&M
F27	L	73-88	* Baylor
M3	W	82-77	* Arkansas
M5	W	81-65	* at Rice
SWC Classic (Dallas)			
M11	W	72-57	vs. Texas
M12	L	76-98	vs. SMU
NIT First Round (Houston)			
M17	W	69-67	Fordham
NIT Second Round (Fort Collins, Colo.)			
M18	L	61-71	at Colorado State

1988-89 (17-14 • 8-8 SWC)

Captain: Richard Hollis

N26	W	89-82	at Iowa State
N30	L	67-100	at UALR
D3	W	69-54	Northeastern
D5	W	96-78	Northwestern State
D10	L	51-54	at Arkansas State
D14	W	75-58	Toledo
D17	W	98-74	Stephen F. Austin
D22	W	112-74	Alcorn State
Rainbow Classic (Honolulu)			
D28	L	78-87	vs. #17/ Georgia Tech
D29	L	71-75	vs. Tulsa
D30	W	66-64	vs. Yale
J4	W	90-75	* Rice
J7	W	72-63	UT Rio Grande Valley
J11	L	74-76 (OT)	* at Texas Tech
J14	L	86-88	* Texas
J18	L	54-55	* TCU
J21	W	84-83 (OT)	* at SMU
J25	W	71-69	* at Texas A&M
J28	W	81-72	* Baylor
F1	L	87-88	* Arkansas
F5	L	66-67	* at Rice
F11	W	71-67	* Texas Tech
F12	W	85-71	Rhode Island
F15	W	105-96	* at Texas
F18	L	66-82	* at TCU
F19	L	80-89	at Notre Dame
F22	L	85-88	* SMU
F25	W	86-82	* Texas A&M
M1	W	75-59	* at Baylor
M6	L	79-107	* at Arkansas
SWC Classic (Dallas)			
M10	L	70-82	vs. Texas A&M

1989-90 (25-8 • 13-3 SWC)

• NCAA Southeast Region First Round
Captains: Chris Morris, Craig Upchurch

Preseason NIT			
N16	W	67-66	at Wichita State
N18	L	69-76	at #25/ St. John's
N30	W	102-47	Hawaii'i (Loa)
D2	W	109-68	Nevada
D5	W	65-49	DePaul
D9	L	54-72	at Virginia
D13	W	69-54	Stephen F. Austin
D16	L	60-62	at Toledo
D18	W	72-68	at Northeastern
Holiday Classic (Tampa, Fla.)			
D28	W	82-79	vs. Coastal Carolina
D29	W	87-78	at USF
J3	L	78-82	* #14/ Arkansas
J6	W	84-69	* at Rice
J10	W	83-82	Iowa State
J13	W	83-63	* Texas Tech
J17	W	78-74	* at Baylor
J20	L	63-89	* at TCU
J22	L	89-100	* at #12/ Arkansas
J24	W	64-47	* SMU
J27	W	108-90	* Texas A&M
J30	W	102-93	* at Texas
F7	W	84-67	* Rice
F10	W	93-82	Notre Dame
F14	W	74-71 (OT)	* at Texas Tech
F17	W	83-77	* Baylor
F21	W	82-62	* TCU

F24	W	71-63	* at SMU
F28	W	100-81	* at Texas A&M
M5	W	84-79	* Texas
SWC Classic (Dallas)			
M9	W	90-81	vs. Rice
M10	W	89-86	vs. Texas
M11	L	84-96	vs. #9/ Arkansas
NCAA Tournament Southeast Region First Round (Knoxville, Tenn.)			
M15	L	66-70	vs. UC Santa Barbara

1990-91 (18-11 • 10-6 SWC)

• NIT First Round
Captain: Darrell Mickens

N24	W	98-81	California
N26	W	84-50	at Stephen F. Austin
Tournament of Champions (Charlotte, N.C.)			
N30	W	87-72	vs. Iowa State
D1	L	70-74 (OT)	vs. South Carolina
D5	W	85-84	at Saint Louis
D8	W	110-81	North Texas
D15	W	90-78	Texas Southern
D17	W	100-57	Centenary
D27	W	96-63	Illinois-Chicago
Played at St. Petersburg, Fla.			
D29	L	51-63	vs. #16/ Georgetown
J2	W	87-85	* at Baylor
J6	L	79-95	* at #2/ Arkansas
J9	W	80-73	* Rice
J12	L	62-76	at DePaul
J17	L	84-90	* at Texas
J19	W	73-70	* Texas Tech
J23	W	91-88 (OT)	* TCU
J26	L	75-81	* at SMU
J29	W	77-64	* at Texas A&M
F2	W	86-76	* Baylor
F7	L	74-81	* #2/ Arkansas
F10	L	69-79	* at Rice
F17	W	82-73	* #24/ Texas
F20	W	74-59	* at Texas Tech
F23	L	74-75	* at TCU
F27	W	85-58	* SMU
M2	W	71-68	* Texas A&M
SWC Classic (Dallas)			
M8	L	62-65	vs. SMU
NIT (Palo Alto, Calif.)			
M13	L	86-93	at Stanford

1991-92 (25-6 • 11-3 SWC)
• NCAA Midwest Region First Round
• SWC Co-Champions
• SWC Tournament Champions
Captains: Craig Upchurch, Derrick Daniels


N23	W	79-49	Villanova
N27	L	65-68	#6/ North Carolina
N30	W	89-87	at North Texas
D3	W	72-54	Arkansas State
Disneyland Freedom Bowl Classic (Irvine, Calif.)			
D6	W	73-51	at UC Irvine
D7	W	80-56	vs. Kent State
D14	W	75-66	at Illinois-Chicago
D19	W	94-67	St. Mary's (Texas)
D21	W	81-75	at California
D30	W	83-67	Cal State Fullerton
J2	L	56-60	at #24/ Louisville
J6	W	105-81	at Centenary
J9	L	75-86	* at Texas
J11	W	83-77	* Baylor
J18	W	74-60	* at Rice
J21	W	110-88	Saint Louis
J25	W	77-58	* Texas Tech
J29	W	69-65	* at Texas A&M
F1	L	54-67	* at TCU
F5	W	67-50	* SMU
F9	L	72-87	* Texas
F12	W	98-92	* at Baylor
F18	W	86-83	* Rice
F25	W	83-80	* at Texas Tech
F29	W	79-69	* Texas A&M
M3	W	50-44	* TCU

M7	W	69-62	* at SMU
SWC Classic (Dallas)			
M13	W	73-62	vs. SMU
M14	W	87-84 (2OT)	vs. TCU
M15	W	91-72	vs. Texas
NCAA Tournament Midwest Region First Round (Milwaukee)			
M19	L	60-65	vs. Georgia Tech

1992-93 (21-9 • 9-5 SWC)

• NIT First Round
Captains: Charles Outlaw, Derrick Smith

D5	W	82-65	at DePaul
D12	W	92-66	Illinois-Chicago
D13	L	76-84	at #5/ North Carolina
D17	W	94-76	UTSA
D22	W	84-82	at Arkansas State
D28	W	76-75	Stephen F. Austin
J2	L	78-87	at #11/ UCLA
J4	W	86-78	UC Irvine
J11	W	83-56	Wyoming
J14	W	81-67	* Texas
J16	W	81-69	* at Texas A&M
J19	W	83-77	* Baylor
J23	W	85-75	* SMU
#25/ J26	L	74-78	* at Texas Tech
#25/ J30	L	60-70	* at SMU
F2	L	61-65	* Rice
F6	L	66-68	* at TCU
F8	W	92-80	at Nevada
F10	W	77-63	at Cal State Fullerton
F13	W	93-76	* Texas Tech
F17	W	78-51	* Texas A&M
F21	W	89-81	#22/ Louisville
F23	W	76-75	* at Baylor
F27	W	86-79	* at Texas
M3	L	78-89 (OT)	* at Rice
M6	W	86-66	* TCU
SWC Classic (Dallas)			
M12	W	84-68	vs. Texas A&M
M13	W	58-50	vs. Texas
M14	L	76-88	vs. Texas Tech
NIT - El Paso, Texas			
M19	L	61-67	at UTEP



ALVIN BROOKS
1993-98
54-84

1993-94 (8-19 • 5-9 SWC)

Captains: Anthony Goldwire, Rafael Carrasco			
N27	W	69-53	Akron
N30	L	65-71	Missouri State
Hawkeye Classic (Iowa City, Iowa)			
D3	L	67-77	vs. Long Beach State
D4	W	96-74	vs. Lehigh
D7	L	71-73	at Stephen F. Austin
Played at Market Square Arena (Indianapolis)			
D10	L	90-114	vs. #11/ Purdue
D20	L	72-93	#9/ UCLA
D23	L	66-78	at Wyoming
D30	L	69-89	DePaul
J3	L	76-84	Drake
J12	L	76-87	* TCU
J15	L	68-77	* at Texas Tech
J19	L	60-67	* Texas A&M
J22	L	81-85	* at Baylor
J26	L	64-70	* at SMU
J29	L	78-110	* Texas
F2	L	83-85 (OT)	at UTSA
F5	W	69-67	* at Rice
F8	L	86-95	* at TCU
F12	W	76-64	* Texas Tech

F16	L	87-93	* at Texas A&M
F19	W	87-82 (OT)	* Baylor
F24	W	89-80	SMU
F26	L	70-88	* at Texas
M1	W	95-81	Lamar
M5	W	78-76	* Rice
SWC Classic (Dallas)			
M10	L	86-110	vs. Texas Tech

1994-95 (9-19 • 5-9 SWC)

Captain: Jessie Drain

N25	W	76-74	James Madison
N29	L	62-88	at Missouri State
D3	L	56-66	at Akron
D8	L	67-81	at #8/ Arizona
D10	L	89-95	USC
D17	L	58-64	at Lamar
D19	W	92-62	Houston Baptist
D21	W	83-76	McNeese State
D23	L	58-74	Tennessee
D30	L	66-85	Colorado
J3	L	77-96	at Memphis
J6	L	65-85	at Drake
J11	L	76-87	* Rice
J14	L	92-106	* at TCU
J18	L	66-84	* Texas Tech
J21	L	68-73	* at Texas A&M
J25	W	87-83	* Baylor
J28	W	73-71	* at SMU
F1	W	105-96 (OT)	* Texas
F8	W	73-67	* at Rice
F11	L	95-106	* TCU
F15	L	72-98	* at Texas Tech
F18	W	86-80	* Texas A&M
F22	L	89-97	* at Baylor
F28	L	82-96	* at Texas
M4	L	74-79	* SMU
SWC Classic (Dallas)			
M9	W	80-77	vs. TCU
M10	L	79-94	vs. Texas Tech

1995-96 (17-10 • 11-3 SWC)

Captain: Kirk Ford

N25	W	91-59	Houston Baptist
N27	L	81-83 (OT)	at McNeese State
N29	W	94-90	at UTSA
D2	L	69-73	#4/ Arizona
D6	L	73-96	at USC
D9	L	74-77	at Colorado
D19	L	49-69	at Tennessee
D21	L	67-76	Mississippi
D28	W	98-64	Louisiana-Monroe
J2	W	88-66	Texas Lutheran
J6	W	69-67	#3/ Memphis
J8	W	63-62	* SMU
J13	W	76-74	* at Rice
J17	W	89-86	* TCU
J20	L	76-95	* at #25/ Texas Tech
J24	W	78-67 (OT)	* Texas A&M
J27	W	91-84	* at Baylor
F3	L	63-80	* at Texas
F5	W	97-72	at James Madison
F10	W	63-59	* Rice
F14	W	86-82	* at TCU
F17	L	84-93	* #12/ Texas Tech
F21	W	79-75	* at Texas A&M
F24	W	79-69	* Baylor
F28	W	62-59	* at SMU
M2	W	79-69	* Texas
SWC Classic (Dallas)			
M7	L	57-62	vs. SMU

HISTORY



YEAR-by-YEAR RESULTS

1996-97 (11-16 • 3-11 C-USA)

Captains: Anthony Knox, Damon Jones

Table of basketball game results for 1996-97 season, including opponents like Arkansas-Pine Bluff, Houston Baptist, and UTSA.

C-USA Tournament (St. Louis)

M5 L 54-55 vs. UAB

1997-98 (9-20 • 2-14 C-USA)

Captains: Shamahn McBride, Galen Robinson

Table of basketball game results for 1997-98 season, including opponents like Arkansas-Pine Bluff, Sam Houston State, and Tulsa.

C-USA Tournament (Cincinnati)

M4 L 57-73 vs. Southern Miss

Clyde Drexler 1998-00 19-39. Includes photo and text.

1998-99 (10-17 • 5-11 C-USA)

Captains: Gee Gervin, Roy Spears

Table of basketball game results for 1998-99 season, including opponents like Texas, Rice, and Sam Houston State.

Played at Albuquerque, N.M.

Table of basketball game results for 1998-99 season, including opponents like Portland State, New Mexico, and DePaul.

C-USA Tournament (Birmingham, Ala.)

M3 L 51-75 vs. Charlotte

1999-00 (9-22 • 2-14 C-USA)

Captains: Gee Gervin, Roy Spears

Table of basketball game results for 1999-00 season, including opponents like Fairbanks, Alaska, and SMU.

C-USA Tournament (Memphis, Tenn.)

M8 W 77-75 vs. Marquette, M9 L 69-76 vs. Tulane

Ray McCallum 2000-04 44-73. Includes photo and text.

• 1 NIT appearance

2000-01 (9-20 • 6-10 C-USA)

Captain: George Williams

BCA Classic (Winston-Salem, N.C.)

Table of basketball game results for 2000-01 season, including opponents like Air Force, Mount St. Mary's, and Texas State.

Sun Classic (El Paso, Texas)

Table of basketball game results for 2000-01 season, including opponents like Southeast Missouri State, UTEP, and Georgetown.

C-USA Tournament (Louisville, Ky.)

M7 L 67-78 vs. Saint Louis

2001-02 (18-15 • 9-7 C-USA)

• NIT Opening Round

Captain: George Williams

Mauı Invitational (Lahaina, Maui)

Table of basketball game results for 2001-02 season, including opponents like UCLA, Kansas, and North Texas.

Played at Compaq Center (Houston)

Table of basketball game results for 2001-02 season, including opponents like Texas Tech, Texas State, and Tennessee State.

Table of basketball game results for 2002-03 season, including opponents like UAB, ECU, and Marquette.

2002-03 (8-20 • 6-10 C-USA)

Captain: Louis Truscott

Table of basketball game results for 2002-03 season, including opponents like Prairie View A&M, Baylor, and UT Arlington.

Played at Mississippi Gulf Coast Coliseum (Biloxi, Miss.)

Table of basketball game results for 2002-03 season, including opponents like Southern Miss, TCU, and Tulane.

C-USA Tournament (Louisville, Ky.)

M12 L 52-74 vs. Tulane

2003-04 (9-18 • 3-13 C-USA)

Captains: Marcus Oliver, Andre Owens

Table of basketball game results for 2003-04 season, including opponents like East Tennessee State, Lamar, and Bethune-Cookman.

HISTORY



YEAR-by-YEAR RESULTS



**TOM
PENDERS
2004-10
121-77**

- 1 NCAA Tournament appearance
- 2 NIT appearances
- 1 CBI appearance
- 1 C-USA Tournament championship

2004-05 (18-14 • 9-7 C-USA)

• NIT Opening Round

Captains: Andre Owens, Lanny Smith

Guardians Classic First and Second Rounds (Columbia, Mo.)

N15	W 72-69	vs. Sam Houston State
N16	L 61-77	at Missouri
N19	W 85-72	McNeese State

Guardians Classic Championship Rounds (Kansas City, Mo.)

N23	L 61-78	vs. Ohio State
N24	W 57-55	at Missouri
N27	W 95-52	Grambling State
N30	L 73-74	at Rice
D4	W 85-77	at Lamar
D16	W 78-65	New Orleans
D18	W 68-61	Southeastern Louisiana
D21	W 81-72	LSU
D24	L 63-110	at #12/17 Washington
D29	L 80-93	at Texas A&M
J5	W 70-67	* #17/16 Louisville
J8	L 57-68	* at DePaul
J11	W 93-82	Centenary
J15	W 63-53	* Southern Miss
J19	L 51-58	* at TCU
J22	W 62-50	* at USF
J26	L 61-63	* Tulane
J29	L 68-87	* at #21/20 Cincinnati
F2	W 63-43	* Saint Louis
F5	W 66-53	* Memphis
F9	L 71-91	* at Charlotte
F12	W 75-53	* at Southern Miss
F16	W 68-50	* USF
F19	W 69-57	* TCU
F26	W 76-72	* at ECU
M2	L 55-76	* at Marquette
M5	L 66-71	* UAB

C-USA Tournament (Memphis, Tenn.)

M9	L 64-69	vs. USF
M16	L 69-85	at Wichita State

NIT Opening Round Game (Wichita, Kan.)

2005-06 (21-10 • 9-5 C-USA)

• NIT Second Round

Captains: Brian Latham, Lanny Smith

rv/	N22	W 131-62	Florida Tech
rv/	N26	L 61-62	VCU
	N29	W 84-83	at #25/25 LSU
	D3	W 69-65	#15/13 Arizona
rv/rv	D10	W 68-46	Sam Houston State
GMAC Bowl Coors Classic (Mobile, Ala.)			
#25/rv	D17	L 62-66	at South Alabama
rv/rv	D20	L 73-83	at UNLV
rv/rv	D23	W 92-84	at North Texas
	D27	W 67-41	Rhode Island
	D31	W 78-67	McNeese State
	J3	W 75-62	at Centenary
	J7	W 86-83	Texas A&M-Corpus Christi
	J11	L 62-71	* at Rice
	J14	L 56-66	* UCF
	J18	W 62-58	* Southern Miss
	J21	L 79-82	* at UAB
	J25	W 82-57	* at Tulane
	J28	W 69-56	* Marshall
	F1	W 62-58	* UTEP
	F4	W 64-60 (OT)	* ECU

F7	W 82-74	at Texas A&M-Corpus Christi
F11	W 69-57	* SMU
F15	W 78-71	* UCF
F18	W 73-46	* Tulsa
F25	L 63-69	* at UTEP
M1	W 74-71	* Rice
M4	L 62-69	* at Memphis

C-USA Tournament (Memphis, Tenn.)

M9	W 71-52	vs. UCF
M10	L 54-68	at Memphis

NIT First Round (Houston)

M15	W 77-67	vs. BYU
-----	---------	---------

NIT Second Round (Springfield, Mo.)

M17	L 59-60	at Missouri State
-----	---------	-------------------

2006-07 (18-15 • 10-6 C-USA)

Captains: Oliver Lafayette, Jahmar Thorpe

N13 W 102-99 (OT) at Rhode Island

N18	W 89-80	Monmouth
N22	W 96-61	Grambling State
N25	L 78-81	at Saint Louis
N29	W 101-54	Prairie View A&M
D2	L 84-102	at VCU
D17	L 62-87	at Arizona

Outrigger Rainbow Classic (Honolulu)

D21	W 68-46	vs. Charlotte
D22	L 72-80	vs. Creighton
D23	L 57-70	vs. Nebraska
D30	L 62-78	UNLV

J3 L 70-77 at Kentucky

J11	L 69-79	* #20/19 Memphis
J13	W 82-67	* SMU
J17	L 71-76	* at Rice
J20	W 69-67	* at Tulsa
J24	W 73-70 (OT)	* UCF
J27	W 77-61	* at Marshall
J29	W 59-58	Saint Louis
J31	W 70-63	* Rice
F3	L 71-79	* at UTEP
F7	W 64-49	* at SMU
F10	W 83-59	* ECU
F14	L 61-66	South Alabama
F17	W 70-64	* UAB
F19	L 69-74	* at Southern Miss
F21	W 78-70	* Tulane
F25	L 64-77	* at #7/7 Memphis
F28	L 72-75 (OT)	* at UCF
M3	W 74-67	* UTEP

C-USA Tournament (Memphis, Tenn.)

M8	W 62-59	vs. Southern Miss
M9	W 77-62	vs. Rice
M10	L 59-71	at #5/5 Memphis

2007-08 (24-10 • 11-5 C-USA)

• College Basketball Invitational Semifinals

Captains: Dion Dowell, Marcus Malone, Robert McKiver, Lanny Smith, Tafari Toney

rv/	N9	W 83-54	Morehead State
ESPN Puerto Rico Tip-Off (San Juan, P.R.)			
rv/	N15	L 72-73	vs. VCU
rv/	N16	W 64-58	vs. Marist
rv/	N17	W 84-69	vs. College of Charleston
	N21	W 73-66	Texas Southern
	N24	W 95-53	Grambling State
	N26	W 86-79	Coastal Carolina
	D1	W 83-68	Middle Tennessee
	D4	W 67-56	Toledo
	D8	W 73-49	Southern
	D18	W 83-69	Kentucky
rv/rv	D29	W 76-65	Arkansas-Pine Bluff
rv/rv	J2	L 89-95	at Massachusetts
/rv	J12	L 71-85	/#24 Arizona
	J16	W 99-71	* at SMU
	J19	W 77-72	* UTEP
/rv	J23	W 69-60	* at Rice
/rv	J26	W 71-58	* Marshall
rv/rv	J30	L 77-89	* #1/1 Memphis
rv/rv	F2	W 84-81	* at UCF
	F6	W 92-81	* Tulsa
	F9	W 66-56	* at Tulane

F13	L 59-68	* at #1/1 Memphis
F16	W 69-47	* SMU
F20	L 99-101	* at UAB
F23	W 71-62	* Rice
F27	W 95-67	* Southern Miss
M1	L 83-84	* at ECU
M5	W 73-68	* UCF
M8	L 81-87	* at UTEP

C-USA Championship (Memphis, Tenn.)

M13	L 77-80	vs. UTEP
-----	---------	----------

CBI First Round (Reno, Nev.)

M18	W 80-79	at Nevada
-----	---------	-----------

CBI Quarterfinals (Houston)

M24	W 91-67	Valparaiso
-----	---------	------------

CBI Semifinals (Tulsa, Okla.)

M26	L 69-73	at Tulsa
-----	---------	----------

2008-09 (21-12 • 10-6 C-USA)

• College Basketball Invitational First Round

Captains: DaShaun Williams, Aubrey Coleman, Kelvin Lewis

2K Sports Classic benefiting Coaches vs. Cancer (Durham, N.C.)

N11	L 63-65	vs. Georgia Southern
N12	W 76-57	vs. Presbyterian
N15	W 73-64	Western Kentucky
N18	W 110-57	Alcorn State
N29	W 84-51	North Texas
D2	W 70-67	at Middle Tennessee
D13	W 92-58	Mississippi Valley State
D20	W 71-63	at Toledo
D28	L 67-71	Iowa State
D30	W 80-54	Massachusetts
J3	L 65-82	at Mississippi State
J6	W 85-65	Texas A&M-Corpus Christi
J10	W 75-56	* UAB
J14	W 94-86	* at UTEP
J17	L 76-83	* at Southern Miss
J21	W 85-67	* ECU
J24	L 90-96 (OT)	at Arizona
J28	L 55-62	* UTEP
J31	L 68-83	* at #18/19 Memphis
F4	W 97-69	* at UCF
F7	W 72-65	* Rice
F11	W 69-56	* at SMU
F14	W 83-64	* Tulane
F18	L 83-88	* at Marshall
F21	W 77-72	* UCF
F25	L 68-77	* at Tulsa
F28	W 56-51	* at Rice
M4	L 60-69	* #5/3 Memphis
M7	W 89-77	* SMU

C-USA Tournament (Memphis, Tenn.)

M11	W 86-76	vs. SMU
M12	W 89-85 (OT)	vs. UTEP
M13	L 49-74	at #4/3 Memphis

CBI First Round (Corvallis, Ore.)

M18	L 45-49	at Oregon State
-----	---------	-----------------

2009-10 (19-16 • 7-9 C-USA)

• NCAA Midwest Region First Round

• C-USA Tournament Champions

Captains: Aubrey Coleman, Sean Coleman, Kelvin Lewis

N17	W 92-60	Nicholls State
N21	L 99-112	at Nevada
Cars/Safeway Great Alaska Shootout (Anchorage, Alaska)		
N26	W 100-93	vs. #25/RV Oklahoma
N27	L 65-72	vs. San Diego
N28	W 73-57	at Alaska-Anchorage
D6	W 83-76	Texas A&M-Corpus Christi
D14	W 93-85	Troy
D19	L 64-70	Mississippi State
D21	W 81-58	The Citadel
D23	W 105-81	TCU
D29	L 94-99	Louisiana Tech
J1	L 82-83	at UTSA
J3	L 75-82 (2OT)	at Iowa State
J6	W 83-66	* at Rice
J9	L 80-86	* Tulsa

J13	W 75-65	* UTEP
J16	W 74-55	* at ECU
J20	L 71-78	* UCF
J23	L 77-92	* at Memphis
J30	W 81-66	* Marshall
F3	L 58-65	* at UTEP
F6	L 55-57	* Southern Miss
F9	W 74-72	at Western Kentucky
F13	W 66-60	* SMU
F16	L 65-68	* at UCF
F20	L 66-75	* at UAB
F24	W 92-75	* Memphis
F27	L 83-94	* at SMU
M3	W 78-70	* Rice
M6	L 76-79	* at Tulane

C-USA Championship (Tulsa, Okla.)

M10	W 93-80	vs. ECU
M11	W 66-65	vs. Memphis
M12	W 74-66	vs. Southern Miss
M13	W 81-73	vs. #25/21 UTEP

NCAA Tournament Midwest Region First Round (Spokane, Wash.)

M19	L 77-89	vs. #20/20 Maryland
-----	---------	---------------------



**JAMES
DICKEY
2010-14
64-62**

- 1 CBI appearance

2010-11 (12-18 • 4-12 C-USA)

Captains: Game-by-Game

N12	W 63-62 (OT)	Nicholls State
N14	W 88-68	Alcorn State
N17	L 54-60	at Louisiana Tech
N20	W 81-58	NW Oklahoma State
N23	W 78-65	Louisiana-Lafayette
N27	L 63-79	at TCU
N30	L 57-73	at LSU
D4	W 75-71 (OT)	at Sam Houston State
D6	W 64-61	Nevada
D11	L 63-68	UTSA
D18	L 78-81 (OT)	at Texas A&M-Corpus Christi
D21	W 75-73	Sam Houston State
D30	W 85-48	Rogers State
J5	L 73-85	* at Southern Miss
J8	W 76-71	* #19/18 UCF
J15	W 70-68	* at SMU
J19	W 64-57	* Tulsa
J22	L 52-57	* UTEP
J26	L 71-79 (OT)	* at Rice
J29	L 70-74	* at LSU
F1	L 62-63	* Marshall
F5	L 71-76 (OT)	* at Tulsa
F12	W 79-68	* Tulane
F16	L 51-65	* SMU
F19	L 64-76	* at UTEP
F22	L 58-69	* at Memphis
F26	L 55-68	* UAB
M2	L 77-80	* at Tulane
M5	L 57-72	* Rice
C-USA Championship (El Paso, Texas)		
M9	L 87-97	vs. Marshall

HISTORY



YEAR-by-YEAR RESULTS

2011-12 (15-15 • 7-9 C-USA)

Captains: Game-by-Game

Table of 2011-12 season results including games against Grambling State, Utah Valley, Arkansas, Oakland, TCU, LSU, Texas A&M-Corpus Christi, and various regional tournaments like RAMADA All-College Classic and C-USA Championship.

2012-13 (20-13 • 7-9 C-USA)

College Basketball Invitational Quarterfinals Captains: Game-by-Game

Table of 2012-13 season results including games against Florida A&M, San Jose State, Louisiana College, Texas A&M, and various regional tournaments like C-USA Championship and CBI First Round.

2013-14 (17-16 • 8-10 American)

Captains: Game-by-Game

Table of 2013-14 season results including games against Texas State, UT Rio Grande Valley, UTSA, Lehigh, Howard, and various regional tournaments like Progressive Legends Classic and Dickie's Shootout.

Portrait of Kelvin Sampson with text: KELVIN SAMPSON 2014 - 199-70. Lists achievements: 1 NCAA Final Four appearance, 4 NCAA Tournament appearances, 3 American Athletic Conference championships, 2 American Athletic Conference Tournament championships, 2 NIT appearances.

2014-15 (13-19 • 4-14 American)

Captains: LeRon Barnes, Mikhail McLean

Table of 2014-15 season results including games against Murray State, Morgan State, Harvard, UT Rio Grande Valley, Abilene Christian, Houston Baptist, and various regional tournaments like Continental Tire Las Vegas Classic.

Table of 2015-16 season results including games against ECU, Tulane, Cincinnati, SMU, UConn, Rice, and various regional tournaments like American Championship.

2015-16 (22-10 • 12-6 American)

NIT First Round Captains: LeRon Barnes, Damyean Dotson, Devonta Pollard

Table of 2015-16 season results including games against Prairie View A&M, Florida A&M, ULM, UT Rio Grande Valley, Murray State, Rhode Island, LSU, and various regional tournaments like Global Sports Classic and Cox Pavilion.

Table of 2016-17 season results including games against Grand Canyon, Wyoming, Nicholls State, Temple, Tulane, and various regional tournaments like American Championship and NIT First Round.

2016-17 (21-11 • 12-6 American)

NIT First Round Captains: Damyean Dotson, Rob Gray

Table of 2016-17 season results including games against Morgan State, George Mason, South Dakota, Vermont, Cornell, LSU, and various regional tournaments like Gulf Coast Showcase and American Championship.

Table of 2017-18 season results including games against Cincinnati, ECU, UCF, Memphis, SMU, Tulane, Temple, UCF, Tulane, Tulsa, SMU, UConn, Memphis, Cincinnati, ECU, and various regional tournaments like American Championship and NIT First Round.

2017-18 (27-8 • 14-4 American)

NCAA Tournament West Region Second Round • Final Rankings: 21st (AP) • 22nd (Coaches) Captains: Rob Gray, Wes VanBeek

Table of 2017-18 season results including games against McNeese, Drexel, Wake Forest, UIW, New Orleans, Arkansas, Fairfield, Saint Louis, LSU, Prairie View A&M, Providence, USF, Temple, Wichita State, Tulane, ECU, Tulane, Wichita State, USF, and various regional tournaments like Paradise Jam and Hall of Fame Holiday Showcase.

HISTORY



YEAR-BY-YEAR RESULTS

2018-19 (33-4 • 16-2 American)

- NCAA Tournament Midwest Region Sweet 16
- American Athletic Conference Champions
- Final Rankings: 11th (AP) • 12th (Coaches)
- Captains: Galen Robinson Jr., Corey Davis Jr.

Men Against Breast Cancer Cougar Cup

N10	W	101-54	Alabama A&M
N14	W	79-68	Rice
N19	W	82-55	Northwestern State
N24	W	76-62	at BYU

rv/rv N28 W 65-61 UT Rio Grande Valley

Inaugural Game in Fertitta Center (Houston)

rv/rv D1 W 65-61 #18/21 Oregon

rv/rv D4 W 79-56 Lamar

rv/rv D8 W 63-53 at Oklahoma State

#24/22 D12 W 82-76 LSU

#24/22 D16 W 68-64 Saint Louis

#21/20 D20 W 60-50 Utah State

#21/20 D23 W 75-44 Coppin State

#22/19 D29 W 80-59 rv/- NJIT

#19/17 J2 W 74-56 *Tulsa

#19/17 J6 W 90-77 *Memphis

#17/15 J9 L 69-73 *at Temple

#17/15 J12 W 79-70 *Wichita State

#21/17 J16 W 69-58 *at SMU

#21/17 J19 W 69-60 *at USF

#17/17 J23 W 94-50 *ECU

#17/17 J27 W 77-65 *at Tulsa

#12/12 J31 W 73-66 *Temple

#12/12 F7 W 77-68 *at UCF

#12/12 F10 W 65-58 *#25/23 Cincinnati

#9/9 F14 W 71-63 *at UConn

#9/9 F17 W 85-50 *at Tulane

#9/8 F23 W 71-59 *USF

#8/6 F27 W 99-65 *at ECU

#8/6 M2 L 64-69 *UCF

#12/12 M7 W 90-79 *SMU

#12/12 M10 W 85-69 *at #20/19 Cincinnati

American Championship (Memphis, Tenn.)

#11/10 M15 W 84-45 vs. UConn

#11/10 M16 W 61-58 at Memphis

#11/10 M17 L 57-69 vs. #24/23 Cincinnati

NCAA Tournament Midwest Region (Tulsa, Okla.)

#11/9 M22 W 84-55 vs. Georgia State

#11/9 M24 W 74-59 vs. Ohio State

NCAA Tournament Midwest Regional (Kansas City, Mo.)

#11/9 M29 L 58-62 vs. #7/7 Kentucky

Home games played in H&PE Arena on Texas Southern campus and in Fertitta Center on UH campus

2019-20 (23-8 • 13-5 American)

- American Athletic Conference Champions
- Final Rankings: 22nd (AP) • 23rd (Coaches)
- Captain: Nate Hinton

N12 W 84-56 Alabama State

N15 L 71-72 BYU

N19 W 97-89 at Rice

N22 L 66-78 at #11/11 Oregon

N26 W 112-73 Houston Baptist

D4 W 68-60 Texas State

American/SEC Alliance (Columbia, S.C.)

D8 W 75-56 at South Carolina

D11 W 71-63 UT Arlington

D15 L 55-61 Oklahoma State

D19 W 77-57 UTEP

Hawaiian Airlines Diamond Head Classic (Honolulu)

D22 W 81-56 vs. Portland

D23 W 70-59 vs. Georgia Tech

D25 W 75-71 vs. #21/20 Washington

rv/rv J3 W 78-63 *UCF

rv/rv J7 W 78-74 *at Temple

rv/rv J11 L 61-63 *at Tulsa

rv/rv J15 W 71-62 *SMU

rv/rv J18 W 65-54 *at #16/16 Wichita State

#25/24 J23 W 63-59 *UConn

#25/24 J26 W 68-49 *USF

#21/20 J29 W 69-59 *at ECU

#21/20 F1 L 62-64 *at Cincinnati

#25/25 F6 W 75-62 *Tulane

#25/25 F9 W 76-43 *rv/rv Wichita State

#20/19 F12 W 62-58 *at USF

#20/19 F15 L 72-73 (OT) *at SMU

#22/22 F19 W 76-43 *rv/- Tulsa

#22/22 F22 L 59-60 *at Memphis

#25/rv M1 W 68-55 *Cincinnati

#21/21 M5 L 71-77 *at UConn

#21/21 M8 W 64-57 *Memphis

Remainder of season canceled due to COVID-19 (coronavirus) pandemic

Home games played in Fertitta Center on UH campus

2020-21 (28-4 • 14-3 American)

- NCAA Final Four
- NCAA Midwest Regional Champions
- American Athletic Conference Tournament Champions
- Final Rankings: 6th (AP) • 3rd (Coaches)
- Captain: DeJon Jarreau, Justin Gorham

#17/18 N25 W 89-45 Lamar

Southwest Showcase (Fertitta Center)

#17/18 N27 W 68-58 Boise State

Southwest Showcase (Dickies Arena; Fort Worth, Texas)

#17/18 N29 W 64-53 vs. #14/13 Texas Tech

#10/18 D5 W 77-67 South Carolina

#7/8 D9 PPD Sam Houston State

#7/8 D12 PPD Rice

#6/8 D15 PPD *UCF

#6/8 D19 Canceled at rv/rv Alabama

#6/8 D20 W 88-55 Alcorn State

#6/7 D22 W 76-50 *Temple

#6/7 D26 W 63-54 *at rv/rv UCF

#5/5 D29 L 64-65 *at Tulsa

#5/5 J3 W 74-60 *at rv/rv SMU

#11/11 J6 W 70-63 *Wichita State

#11/11 J9 W 71-50 *Tulane

#11/11 J14 Canceled *at USF

#11/11 J17 W 75-58 *UCF

#8/8 J20 W 86-59 *nr/rv Tulsa

#8/8 J23 W 86-51 *at Temple

#6/6 J28 W 83-60 *at Tulane

#6/6 J31 W 70-48 *SMU

#5/5 F3 L 73-82 *at ECU

#5/5 F6 W 112-46 Our Lady of the Lake

#8/7 F10 W 82-65 *at USF

#8/7 F14 Canceled *Memphis

#6/5 F17 Canceled *East Carolina

#6/5 F18 L 63-68 *at Wichita State

#6/5 F21 W 90-52 *Cincinnati

#12/10 F25 W 81-57 *rv/- WKU

#12/10 F28 W 98-52 *USF

#9/7 M7 W 67-64 *Memphis

American Athletic Conference Championship (Dickies Arena Fort Worth, Texas)

#7/7 M12 W 77-52 vs. (10) Tulane

#7/7 M13 W 76-74 vs. (3) Memphis

#7/7 M14 W 91-54 vs. (5) Cincinnati

NCAA Tournament First Round (Skjodt Assembly Hall, Bloomington, Ind.)

#6/6 M19 W 87-56 vs. (15) Cleveland State

NCAA Tournament Second Round (Lucas Oil Stadium – Unity Court, Indianapolis)

#6/6 M21 W 63-60 vs. (10) Rutgers

NCAA Tournament Regionals Sweet 16 (Hinkle Fieldhouse, Indianapolis)

#6/6 M27 W 62-46 vs. (11) Syracuse

NCAA Tournament Regionals Elite Eight (Lucas Oil Stadium – Equality Court, Indianapolis)

#6/6 M29 W 67-61 vs. (12) Oregon State

NCAA Tournament Final Four (Lucas Oil Stadium – Equality Court, Indianapolis)

#6/6 A3 L 59-78 vs. (1) #3/3 Baylor

Home games played in Fertitta Center on UH campus

2021-22 (32-6 • 15-3 American)

- NCAA Elite Eight
- American Athletic Conference Champions
- American Athletic Conference Tournament Champions
- Final Rankings: 15th (AP) • 7th (Coaches)
- Captain: Fabian White Jr.

#15/14 N9 W 83-75 (OT) Hofstra

#15/14 N12 W 79-46 Rice

#15/14 N16 W 67-47 rv/#25 Virginia

Maui Jim Maui Invitational (Las Vegas)

#12/11 N22 W 70-52 vs. Butler

#12/11 N23 L 63-65 vs. Wisconsin

#12/11 N24 W 78-49 vs. rv/#23 Oregon

#15/14 N30 W 99-58 Northwestern State

#15/14 D3 W 111-44 Bryant

#14/13 D6 W 77-45 Alcorn State

#14/13 D11 L 82-83 at #9/9 Alabama

#14/13 D14 W 71-56 Louisiana

Hoop Hype XL | College Basketball Showcase (Dickies Arena - Fort Worth, Texas)

#14/13 D18 W 72-61 vs. Oklahoma State

#13/14 D22 W 80-47 Texas State

#12/14 J2 W 66-61 *at Temple

#12/14 J5 W 83-66 *at South Florida

#12/14 J8 W 76-66 *Wichita State

#11/11 J15 W 66-64 *at Tulsa

#10/10 J18 W 74-55 *South Florida

#10/10 J22 W 79-36 *East Carolina

#7/9 J29 W 63-49 *at UCF

#6/9 F2 W 73-62 *Tulane

#6/9 F6 W 80-58 *at Cincinnati

#6/7 F9 L 83-85 *at -rv SMU

#6/7 F12 L 59-69 *Memphis

#14/15 F17 W 70-52 *UCF

#14/15 F20 W 76-74 (20T) *at Wichita State

#14/14 F23 W 81-67 *at Tulane

#14/15 F27 W 75-61 *SMU

#14/14 M1 W 71-53 *Cincinnati

#14/14 M3 W 84-46* Temple

#14/14 M6 L 61-75 *at Memphis

The American Championship Quarterfinals (Dickies Arena - Fort Worth, Texas)

#18/18 M11 W 69-56 vs. Cincinnati

#18/18 M12 W 86-66 vs. Tulane

#18/18 M13 W 71-53 vs. Memphis

NCAA Tournament South Region First/Second Rounds (PPG Paints Arena - Pittsburgh)

#15/15 M18 W 82-68 vs. UAB

#15/15 M20 W 68-53 vs. #19/16 Illinois

NCAA Tournament South Region Regional Rounds (AT&T Center - San Antonio, Texas)

#15/15 M24 W 72-60 vs. #2/2 Arizona

#15/15 M26 L 44-50 vs. #6/5 Villanova

Home games played in Fertitta Center on UH campus





YEARLY RECORDS

LONE STAR CONFERENCE (47-33 - 32-14 LSC)

Table with columns: Year, Overall W-L, Conference Record, Conference Finish, Home, Away, Neutral, Postseason, Head Coach. Rows include years 1946, 1946-47, 1947-48, 1948-49.

GULF COAST CONFERENCE (16-7 - 6-0 GCC)

Table with columns: Year, Overall W-L, Conference Record, Conference Finish, Home, Away, Neutral, Postseason, Head Coach. Row includes year 1949-50.

MISSOURI VALLEY CONFERENCE (116-134 - 46-76 MVC)

Table with columns: Year, Overall W-L, Conference Record, Conference Finish, Home, Away, Neutral, Postseason, Head Coach. Rows include years 1950-51 through 1959-60.

INDEPENDENT (308-112)

Table with columns: Year, Overall W-L, Conference Record, Conference Finish, Home, Away, Neutral, Postseason, Head Coach. Rows include years 1960-61 through 1974-75.

SOUTHWEST CONFERENCE (416-230 - 203-122 SWC)

Table with columns: Year, Overall W-L, Conference Record, Conference Finish, Home, Away, Neutral, Postseason, Head Coach. Rows include years 1975-76 through 1995-96.

CONFERENCE USA (251-271 - 110-158 C-USA)

Table with columns: Year, Overall W-L, Conference Record, Conference Finish, Home, Away, Neutral, Postseason, Head Coach. Rows include years 1996-97 through 2012-13.

AMERICAN ATHLETIC CONFERENCE (216-96 - 108-53 American)

Table with columns: Year, Overall W-L, Conference Record, Conference Finish, Home, Away, Neutral, Postseason Tournament, Head Coach. Rows include years 2013-14 through 2021-22 and a Totals row.

COACHING RECORDS

By Victories

Table with columns: Years, Coach, Seasons, Wins, Losses, Pct. Rows include years 1956-86, 2014, 1986-93, 1946-56, 2004-10, 2010-14, 1993-98, 2000-04, 1998-00.

By Winning Percentage

Table with columns: Years, Coach, Seasons, Wins, Losses, Pct. Rows include years 2014, 1956-86, 1986-93, 2004-10, 1946-56, 2010-14, 1993-98, 2000-04, 1998-00.

By Conference Victories

Table with columns: Years, Coach, Seasons, Wins, Losses, Pct. Rows include years 1956-86, 2014, 1986-93, 1946-56, 2004-10, 2010-14, 1993-98, 2000-04, 1998-00.

By Conference Winning Percentage

Table with columns: Years, Coach, Seasons, Wins, Losses, Pct. Rows include years 2014, 1986-93, 2004-10, 1956-86, 1946-56, 2010-14, 2000-04, 1993-98, 1998-00.

HISTORY



2022-23 HOUSTON MEN'S BASKETBALL

RECORDS

Individual Records.....	150
Team Records.....	151
Scoring Leaders.....	152-155
Field Goals Leaders.....	156
3-Point Field Goals Leaders.....	158-159
Free Throws Leaders.....	160
Rebounds Leaders.....	162-163
Assists Leaders.....	164-65
Blocked Shots Leader.....	166
Steals Leaders.....	167
Wins Leaders.....	168
Games Played Leaders.....	169
Minutes Played Leaders.....	170
Miscellaneous Records.....	171
Team Season Leaders.....	172
Team Single-Game Leaders.....	173
1,000-Point Club.....	174-177
30-Point Club.....	178-179
Outstanding Performances.....	180-181
Individual Year-by-Year Leaders.....	182-183
Team Year-by-Year Statistics.....	184-185
Houston as a Ranked Team.....	186-187
Houston vs. Ranked Teams.....	188-189
Rankings Breakdown.....	190
Starting Lineups.....	191-193
Regular-Season	
Tournaments History.....	194-195
100-Point Games.....	196-197
NCAA Postseason Records.....	198
NIT Records.....	199
CBI Records.....	200
Conference Tournament Records.....	201
Freshman Single-Season Records.....	202-203
Miscellaneous Records.....	204-205
Fertitta Center Team Records.....	206
Fertitta Center Individual Records.....	207
Home Attendance Records.....	208



INDIVIDUAL RECORDS

SINGLE-GAME

Points:	62, Elvin Hayes, vs. Valparaiso (2/24/68)
Field Goals Made:	28, Elvin Hayes, vs. Valparaiso (2/24/68)
Field Goal Attempts:	28, Elvin Hayes, vs. Valparaiso (2/24/68)
Field Goal Percentage:	.933 (14-15), Louis Dunbar, vs. Rice (1/16/73)
3-Point Field Goals Made:	9, Robert McKiver, vs. Middle Tennessee (12/1/07); Robert McKiver, vs. College of Charleston (11/17/07); Robert McKiver, vs. Prairie View A&M (11/29/06)
3-Point Field Goal Attempts:	20, Robert McKiver, vs. College of Charleston (11/18/07)
3-Point Field Goal Percentage:	.857 (6-7), Tim Hobby, vs. SMU (1/21/87)
Free Throws Made:	18, Dominic Smith, vs. Southern Miss (1/23/02); Ollie Taylor, vs. UC Santa Barbara (12/30/69)
Free Throw Percentage:	1.000, done 13 times; Most recently by Devonta Pollard (11-11), vs. Prairie View A&M (11/18/15)
Free Throw Attempts:	24, Lyle Harger, vs. Trinity (2/16/63); Don Boldebeck, vs. Detroit (12/17/54)
Consecutive Free Throws Made:	17, Kelvin Lewis, at UTEP (1/14/09)
Rebounds:	37, Elvin Hayes, vs. Centenary (2/10/68)
Assists:	17, Reid Gettys, vs. Rice (2/17/85)
Blocked Shots:	16, Hakeem Olajuwon, vs. Biscayne (12/3/83)
Steals:	11, Clyde Drexler, vs. Syracuse (12/11/82)
Minutes Played:	60, Clyde Drexler, at TCU (2/17/81)

SINGLE-SEASON

Points:	1,214, Elvin Hayes (1967-68)
Scoring Average:	36.8, Elvin Hayes (1967-68)
Field Goals Made:	519, Elvin Hayes (1967-68)
Field Goal Attempts:	945, Elvin Hayes (1967-68)
Field Goal Percentage:	.684 (156-228), Bo Outlaw (1991-92)
3-Point Field Goals Made:	145, Robert McKiver (2007-08)
3-Point Field Goal Attempts:	376, Robert McKiver (2007-08)
3-Point Field Goal Percentage:	.456 (72-158), Byron Smith (1989-90)
Free Throws Made:	235, Ollie Taylor (1969-70)
Free Throw Attempts:	321, Ollie Taylor (1969-70)
Free Throw Percentage:	.922 (94-102), Zamal Nixon (2010-11)
Consecutive Free Throws Made:	28, Dominic Smith (1/23/02 to 2/9/02)
Rebounds:	624, Elvin Hayes (1967-68)
Rebounds per Game:	18.9 (624-33), Elvin Hayes (1967-68)
Assists:	309, Reid Gettys (1983-84)
Assists per Game:	8.4 (309-37), Reid Gettys (1983-84)
Blocked Shots:	207, Hakeem Olajuwon (1983-84)
Blocked Shots per Game:	5.6 (207-37), Hakeem Olajuwon (1983-84)
Steals:	113, Clyde Drexler (1982-83)
Steals per Game:	3.4 (105-34), Oliver Lafayette (2005-06)
Personal Fouls:	125, Mike Schultz (1976-77)
Disqualifications:	14, Jim Hatton (1953-54)
Games Played:	38, Fabian White Jr., Josh Carlton, Jamal Shead, J'Wan Roberts (2021-22)
Games Started:	38, Fabian White Jr. (2021-22)
Minutes Played:	1,354, Michael Young (1983-84)
Minutes Played per Game:	39.0, Robert Williams (1980-81)
Double-Doubles:	32, Elvin Hayes (1967-68)
20-Point Games:	30, Elvin Hayes (1967-68)
30-Point Games:	30, Elvin Hayes (1967-68)
40-Point Games:	12, Elvin Hayes (1967-68)

CAREER

Points:	2,884, Elvin Hayes (1965-68)
Scoring Average:	31.0, Elvin Hayes (1965-68)
Field Goals Made:	1,215, Elvin Hayes (1965-68)
Field Goal Attempts:	2,265, Elvin Hayes (1965-68)
Field Goal Percentage:	.669 (352-526), Bo Outlaw (1991-93)
3-Point Field Goals Made:	261, Robert McKiver (2006-08)
3-Point Field Goal Attempts:	719, Robert McKiver (2006-08)
3-Point Field Goal Percentage:	.423 (137-324), Byron Smith (1989-91)
Free Throws Made:	480, Otis Birdsong (1980-83)
Free Throw Percentage:	.861 (174-202), Bernie Kapner (1956-59)
Free Throw Attempts:	769, Elvin Hayes (1965-68)
Rebounds:	1,602, Elvin Hayes (1965-68)
Rebounds per Game:	17.2 (1,602-93), Elvin Hayes (1965-68)
Assists:	740, Reid Gettys (1981-85)
Assist per Game:	6.2 (740-120), Reid Gettys (1981-85)
Blocked Shots:	454, Hakeem Olajuwon (1980-84)
Blocked Shots per Game:	4.5 (454-100), Hakeem Olajuwon (1980-84)
Steals:	268, Clyde Drexler (1980-83)
Steals per Game:	2.9 (183-64), Oliver Lafayette (2005-07)
Personal Fouls:	340, Larry Micheaux (1979-83)
Disqualifications:	24, Jim Hatton (1953-55)
Games Played:	149, Fabian White Jr. (2017-22)
Consecutive Games Played:	136, Galen Robinson Jr. (2015-19)
Games Started:	129, Michael Young (1980-84)
Minutes Played:	4,498, Michael Young (1980-84)
Minutes Played per Game:	37.2, Ollie Taylor (1968-70)
Double-Doubles:	86, Elvin Hayes (1965-68)
Consecutive Double-Doubles:	46, Elvin Hayes (1/31/67 to 3/23/68)
20-Point Games:	82, Elvin Hayes (1965-68)
Consecutive 20-Point Games:	18, Elvin Hayes (1/2/68 to 3/22/68)
30-Point Games:	54, Elvin Hayes (1965-68)
Consecutive 30-Point Games:	18, Elvin Hayes (1/2/68 to 3/22/68)
40-Point Games:	18, Elvin Hayes (1965-68)
Consecutive 40-Point Games:	5, Elvin Hayes (2/17/68 to 3/4/68)



TEAM RECORDS

GAMES WON

Season – High:	33 in 2018-19
Season – Low:	8 in 2002-03

CONSECUTIVE GAMES WON

Overall:	32 (3/25/67 to 3/16/68)
In-Season:	31 (12/2/67 to 3/22/68)

GAMES LOST

Season – High:	22 in 1999-00
Season – Low:	2 in 1967-68

CONSECUTIVE GAMES LOST

Overall:	13 (12/7/93 to 2/2/94)
-----------------	------------------------

MARGIN OF VICTORY

UH:	77 (158-81), vs. Valparaiso (2/24/68)
Opp:	47 (63-110), at Washington (12/24/04)

POINTS

Game – High:	158, vs. Valparaiso (2/24/68)
Game – Low:	33, vs. Southeast Oklahoma (12/8/47)
Opp. Game – High:	121, at Bowling Green (3/1/75)
Opp. Game – Low:	28, by Oklahoma City (1/26/48)
Half – High:	85 (1st), vs. Texas Wesleyan (2/22/66)
Half – Low:	5 (2nd), vs. Texas A&M (1/10/79)
Opp. Half – High:	66 (2nd), vs. Purdue (Indianapolis) (12/10/93)
Opp. Half – Low:	12 (1st), at UConn (12/28/16) 14 (2nd), by Tulsa (2/18/06)
Overtime:	17, vs. Rice (12/7/99); vs. Texas A&M (1/24/97)
Opp. Overtime:	23, at Rice (1/26/11)
Season – High:	3,467 in 1976-77
Season – Low:	756 in 1946

SCORING AVERAGE

Season – High:	98.1 in 1965-66
Season – Low:	54.0 in 1965-66

FIELD GOALS MADE

Game – High:	74, vs. Valparaiso (2/24/68)
Game – Low:	12, vs. Sam Houston State (1/17/46)
Season – High:	1,419 in 1976-77
Season – Low:	288 in 1946

FIELD GOAL ATTEMPTS

Game – High:	124, vs. Texas Wesleyan (2/22/66)
Game – Low:	39, vs. Maryland (3/19/83) NCAA Tournament Midwest Regional vs. Arkansas (1/19/80)
Season – High:	2,808 in 1967-68
Season – Low:	1,437 in 1947-48

FIELD GOAL PERCENTAGE

Game – High:	70.0 (35-of-50), vs. Tennessee State (12/30/01)
Game – Low:	21.3 (16-75), vs. Texas A&M (2/24/54)
Season – High:	53.1 (1,186-of-2,232) in 1982-83
Season – Low:	28.1 (446-1,587) in 1948-49

3-POINT FIELD GOALS MADE

Game – High:	19, vs. Florida Tech (11/22/05)
Game – Low:	0, done nine times; Most recently vs. Saint Louis (3/7/01, C-USA Tournament)
Season – High:	375 in 2007-08
Season – Low:	94 in 1986-87

3-POINT FIELD GOAL ATTEMPTS

Game – High:	45, vs. Saint Louis (12/5/90)
Game – Low:	1, vs. Rice (2/7/87)
Season – High:	1,039 in 2007-08
Season – Low:	238 in 1986-87

3-POINT FIELD GOAL PERCENTAGE

Game – High:	.750 (12-of-16), at Louisville (2/6/88)
Game – Low:	0.0, done nine times; Most recently vs. Saint Louis (0-8) (3/7/01, C-USA Tournament)
Season – High:	42.5 (150-of-353) in 1989-90
Season – Low:	29.1 (105-361) in 2000-01

FREE THROWS MADE

Game – High:	43, vs. Southwestern (12/12/77)
Game – Low:	0, at TCU (1/19/05); vs. SMU (1/5/84)
Season – High:	644 in 1976-77
Season – Low:	205 in 1947-48

FREE THROW ATTEMPTS

Game – High:	54, at Bradley (2/9/56)
Game – Low:	1, vs. SMU (2/16/11)
Season – High:	950 in 1976-77
Season – Low:	345 in 1947-48

FREE THROW PERCENTAGE

Game – High:	95.7 (22-of-23), at Montana State (1/30/70)
Game – Low:	0.0 (0-7), at TCU (1/19/05) (0-6), vs. SMU (1/5/84)
Season – High:	77.0 (552-of-717) in 2007-08
Season – Low:	57.0 (318-558) in 1948-49

REBOUNDS

Game – High:	91, vs. Rice (3/7/74)
Game – Low:	15, vs. Oklahoma State (1/25/54)
Season – High:	2,074 in 1967-68
Season – Low:	871 in 1957-58

REBOUNDING AVERAGE

Season – High:	62.8 (2,074 - 33) in 1967-68
Season – Low:	32.8 (1,050 - 32) in 2004-05

ASSISTS

Game – High:	44, vs. Texas Lutheran (12/8/81)
Game – Low:	3, done three times; Most recently at USC (12/3/95)
Season – High:	745 in 1976-77
Season – Low:	337 in 1962-63

ASSISTS AVERAGE

Season – High:	22.7 (614 - 27) in 1972-73
Season – Low:	10.0 (269 - 27) in 2003-04

STEALS

Game – High:	26, vs. St. Mary's (Texas) (12/4/78)
Game – Low:	0, done five times; Most recently vs. Cincinnati (1/7/14)
Season – High:	389 in 1982-83
Season – Low:	136 in 1975-76

STEALS AVERAGE

Season – High:	12.4 (385 - 31) in 2005-06
Season – Low:	5.0 (136 - 27) in 1975-76

BLOCKED SHOTS

Game – High:	17, vs. Arkansas (1/22/83)
Game – Low:	0, done many times; Most recently vs. UConn (3/4/18)
Season – High:	286 in 1983-84
Season – Low:	46 in 1988-89

BLOCKED SHOTS AVERAGE

Season – High:	7.9 (269 - 34) in 1982-83
Season – Low:	1.5 (46 - 31) in 1988-89

FOULS

Game – High:	36, at Lamar (12/1/76)
Game – Low:	5, vs. St. Mary's (Calif.) (12/12/66)
Season – High:	849 in 1976-77
Season – Low:	228 in 1946

DISQUALIFICATIONS

Game:	5, at Virginia (11/23/85)
Season – High:	40 in 1979-80
Season – Low:	7 in 1995-96, 1991-92

TURNOVERS

Game – High:	38, vs. Nevada (12/17/76) at Creighton (2/17/73)
Game – Low:	1, vs. UConn (2/1/15)
Season – High:	666 in 1976-77
Season – Low:	315 in 2009-10

GAMES PLAYED

Season – High:	38 in 2021-22
Season – Low:	14 in 1945-46

MINUTES PLAYED

Game:	300, at TCU (2/17/81); vs. Michigan (12/21/62)
Season:	7,675 in 2021-22

AVERAGE MINUTES PLAYED

Season:	205.6 in 2003-04
----------------	------------------



SCORING

CAREER

POINTS

Rk.	No.	Player	G	Years
1.	2,884	Elvin Hayes	93	1965-68
2.	2,832	Otis Birdsong	116	1973-77
3.	2,043	Michael Young	134	1980-84
4.	1,880	Craig Upchurch	126	1987-92
5.	1,838	Rob Williams	88	1979-82
6.	1,765	Louis Dunbar	79	1972-75
7.	1,741	Dwight Davis	84	1969-72
8.	1,710	Rob Gray	91	2015-18
9.	1,684	Alvin Franklin	125	1982-86
10.	1,662	Greg Anderson	123	1983-87
11.	1,548	Rickie Winslow	123	1983-87
12.	1,516	Aubrey Coleman	67	2008-10
13.	1,476	Kenneth Williams	126	1976-80
14.	1,465	Kelvin Lewis	100	2007-10
15.	1,452	Gary Phillips	79	1958-61
16.	1,435	Robert McKiver	67	2006-08
17.	1,407	Andre Owens	87	2002-05
18.	1,388	TaShawn Thomas	96	2011-14
19.	1,383	Clyde Drexler	96	1980-83
20.	1,381	Charles Thompson	118	1974-78
21.	1,332	Hakeem Olajuwon	100	1981-84
22.	1,322	Larry Micheaux	123	1979-83
23.	1,298	Tim Moore	70	1993-96
24.	1,250	Lanny Smith	122	2003-08
25.	1,244	Cecile Rose	114	1974-78
26.	1,237	Joe Hamood	84	1963-66
27.	1,234	Fabian White Jr.	149	2017-22
28.	1,231	Ollie Taylor	56	1968-70
29.	1,195	Ted Luckenbill	72	1958-61
30.	1,162	Don Boldebuck	51	1954-56
31.	1,139	Don Schverak	85	1960-64
32.	1,135	Galen Robinson	96	1994-98
33.	1,133	Don Chaney	90	1965-68
34.	1,132	George Williams	90	1999-02
35.	1,131	Kenny Younger	87	1997-00
36.	1,114	Gee Gervin	58	1998-00
37.	1,107	George Walker	129	1975-79
38.	1,088	Steve Newsome	83	1970-73
39.	1,087	Derrick Daniels	124	1988-92
40.	1,086	Corey Davis Jr.	72	2017-19
41.	1,077	Jherrod Stiggers	97	2011-15
42.	1,073	Lyle Harger	76	1960-63
43.	1,057	Richard Hollis	62	1987-89
44.	1,051	Byron Smith	62	1989-91
45.	1,050	David Marrs	102	1972-76
46.	1,041	Damon Jones	81	1994-97
47.	1,026	Lloyd Hendrix	89	1947-51
48.	1,025	Ken Spain	90	1966-69
49.	1,001	Damyean Dotson	64	2015-17
**	854	Marcus Sasser	71	2019 -

FASTEST to 1,000 Points

Rk.	G	Player	Years
1.	37	Elvin Hayes	1965-68
2.	43	Don Boldebuck	1954-56
t3.	47	Louis Dunbar	1972-75
		Ollie Taylor	1968-70
5.	45	Aubrey Coleman	2008-10
6.	50	Rob Williams	1979-82
7.	51	Gee Gervin	1998-00
t8.	52	Robert McKiver	2006-08
		Otis Birdsong	1973-77
10.	53	Dwight Davis	1969-72
11.	54	Tim Moore	1993-96
t12.	55	Rob Gray	2015-18
		Gary Phillips	1958-61
t14.	59	Byron Smith	1989-91
		Richard Hollis	1987-89
16.	62	Ted Luckenbill	1958-61
17.	64	Damyean Dotson	2015-17
18.	65	Andre Owens	2002-05
19.	68	Craig Upchurch	1987-92
20.	69	Corey Davis Jr.	2017-19
t21.	70	TaShawn Thomas	2011-14
		Kelvin Lewis	2007-10
23.	71	Clyde Drexler	1980-83
t24.	73	Joe Hamood	1963-66
		Lyle Harger	1960-63
t26.	75	George Williams	1999-02
		Kenny Younger	1997-00
		Donnie Schverak	1960-64
29.	76	Steve Newsome	1970-73
30.	* 77	Lloyd Hendrix	1947-51
31.	78	Damon Jones	1994-97
32.	79	Michael Young	1980-84
t33.	81	Hakeem Olajuwon	1981-84
		Don Chaney	1965-68
35.	83	Rickie Winslow	1983-87
36.	85	Lanny Smith	2003-08
t37.	87	Galen Robinson	1994-98
		Greg Anderson	1983-87
t39.	89	Alvin Franklin	1982-86
		Ken Spain	1966-69
41.	92	Jherrod Stiggers	2013-15
42.	94	Charles Thompson	1974-78
43.	95	Kenneth Williams	1976-80
44.	98	Larry Micheaux	1979-83
45.	99	Cecile Rose	1974-78
46.	100	David Marrs	1972-76
47.	116	Derrick Daniels	1988-92
48.	123	George Walker	1975-79
49.	132	Fabian White Jr.	2017-22

* - Game-by-game records from 1947-55 are incomplete. Hendrix' game total is estimated based on scoring average from the 1950-51 season. Exact number is unknown.



SCORING

SCORING AVERAGE (min. two years)

Rk.	Avg.	Player	Pts.	G	Years
1.	31.0	Elvin Hayes	2,884	93	1965-68
2.	24.4	Otis Birdsong	2,832	116	1973-77
3.	22.8	Don Boldebuck	1,162	51	1954-56
4.	22.6	Aubrey Coleman	1,516	67	2008-10
5.	22.3	Louis Dunbar	1,765	79	1972-75
6.	22.0	Ollie Taylor	1,231	56	1968-70
7.	21.4	Robert McKiver	1,435	67	2006-08
8.	20.9	Rob Williams	1,838	88	1979-82
9.	20.7	Dwight Davis	1,741	84	1969-72
10.	19.2	Gee Gervin	1,114	58	1998-00
11.	18.8	Rob Gray	1,710	81	2015-18
12.	18.5	Tim Moore	1,298	70	1993-96
13.	18.4	Gary Phillips	1,452	79	1958-61
14.	17.6	Dwight Jones	951	54	1971-73
15.	17.0	Richard Hollis	1,057	62	1987-89

SEASON

POINTS SCORED

Rk.	No.	Player	G	Years
1.	1,214	Elvin Hayes	33	1967-68
2.	1,090	Otis Birdsong	36	1976-77
3.	896	Aubrey Coleman	35	2009-10
4.	881	Elvin Hayes	31	1966-67
5.	801	Robert McKiver	34	2007-08
6.	789	Elvin Hayes	29	1965-66
7.	749	Rob Williams	30	1980-81
8.	734	Michael Young	37	1983-84
9.	733	Ollie Taylor	30	1969-70
10.	730	Otis Birdsong	28	1975-76
11.	658	Dwight Davis	27	1971-72
12.	655	Rob Gray	34	2017-18
13.	640	Otis Birdsong	26	1974-75
14.	638	Rob Gray	31	2016-17
15.	634	Robert McKiver	33	2006-07

SCORING AVERAGE

Rk.	Avg.	Player	G	Pts	Years
1.	36.8	Elvin Hayes	1,214	33	1967-68
2.	30.3	Otis Birdsong	1,090	36	1976-77
3.	28.4	Elvin Hayes	881	31	1966-67
4.	27.2	Elvin Hayes	789	29	1965-66
5.	26.1	Otis Birdsong	730	30	1975-76
6.	25.6	Aubrey Coleman	895	35	2009-10
7.	25.0	Rob Williams	749	30	1980-81
8.	24.6	Otis Birdsong	640	26	1974-75
9.	24.43	Ollie Taylor	733	30	1969-70
10.	24.37	Dwight Davis	658	27	1971-72
11.	24.3	Louis Dunbar	633	26	1974-75
12.	24.2	Don Boldebuck	606	25	1954-55
13.	23.5	Robert McKiver	801	34	2007-08
14.	21.7	Louis Dunbar	569	26	1973-74
15.	21.4	Don Boldebuck	556	26	1955-56
16.	21.2	Lyle Harger	551	26	1962-63
17.	21.1	Rob Williams	633	30	1981-82
18.	21.1	Louis Dunbar	569	27	1972-73
19.	20.6	Gee Gervin	556	27	1998-99
20.	20.6	Rob Gray	638	31	2016-17
21.	20.5	Gary Phillips	513	25	1959-60
22.	20.5	Alvin Franklin	574	28	1985-86
23.	20.1	Tim Moore	562	28	1994-95
24.	20.1	Dwight Davis	582	29	1970-71
25.	20.0	Joe Hamood	581	29	1965-66



SCORING

POINTS	GAME	POINTS	GAME
1. 62	Elvin Hayes Valparaiso 2/24/68	t73. 35	Aubrey Coleman at Memphis 1/31/09
2. 55	Elvin Hayes Southwestern 2/12/66	35	Kelvin Lewis at Arizona 1/24/09
3. 52	Robert McKiver Southern Miss 2/27/08	35	Robert McKiver Arkansas-Pine Bluff 12/29/07
4. 51	Elvin Hayes Virginia Tech 3/2/68	35	Damon Jones Tulsa 12/4/96
t5. 50	Elvin Hayes at Centenary 2/10/68	35	Anthony Goldwire vs. Purdue 12/10/93
	Lyle Harger Trinity 2/16/63	34	Craig Upchurch at Texas A&M 1/25/89
	Don Boldebeck at Sam Houston State 2/17/55	35	Greg Anderson New Orleans 12/13/86
8. 49	Elvin Hayes vs. Loyola (Ill.) 3/9/68	35	Hakeem Olajuwon UC Santa Barbara 12/21/83
9. 48	Elvin Hayes Fairfield 1/29/68	35	Charles Thompson North Texas 12/17/77
t10. 45	Elvin Hayes vs. Marquette 12/29/67	35	Otis Birdsong at Texas 2/15/77
	Elvin Hayes Montana State 12/14/67	34	Otis Birdsong SMU 2/10/77
12. 44	Elvin Hayes UT Arlington 2/22/68	35	Otis Birdsong vs. San Francisco 12/30/76
t13. 43	Otis Birdsong Texas A&M 2/19/1977	35	Otis Birdsong Houston Baptist 2/3/76
	Otis Birdsong Texas 1/18/1977	35	Otis Birdsong Mercer 1/18/75
	Elvin Hayes Air Force 2/17/1968	35	Ollie Taylor at Montana State 1/30/70
	Elvin Hayes Centenary 12/14/1966	35	Ollie Taylor UNLV 2/6/69
t17. 42	Tim Moore at Baylor 1/22/1994	35	Elvin Hayes vs. Louisville 3/15/68
	Otis Birdsong at UCLA 1/2/1977	35	Elvin Hayes Minnesota 12/18/67
	Otis Birdsong at Rice 2/7/1976	35	Elvin Hayes Sacramento State 12/2/67
	Dwight Davis Arizona State 12/11/1971	35	Elvin Hayes Texas A&M 1/28/66
	Elvin Hayes at UNLV 1/31/1967	35	Gary Phillips Pacific 1/31/61
	Elvin Hayes Hardin-Simmons 2/9/1967	35	Ted Luckenbill Sam Houston State 2/4/60
t23. 41	Robert McKiver at UAB 2/20/2008	35	Dan Dotson Bradley 2/25/57
	Andre Owens Texas A&M 12/27/2003	t96. 34	Rob Gray Tulsa 1/11/18
	Greg Anderson Arizona State 12/6/1986	34	Devonta Pollard Memphis 2/10/16
	Kenneth Williams SMU 1/22/1979	34	Aubrey Coleman Memphis 2/24/10
	Otis Birdsong TCU 2/12/1977	34	Craig Upchurch at Texas A&M 1/25/89
	Ollie Taylor South Alabama 2/28/1970	34	Rob Williams vs. Rice 2/25/80
	Elvin Hayes Loyola (New Orleans) 2/28/1967	34	Otis Birdsong at Hawai'i 12/29/76
t30. 40	Rob Williams at Texas 1/10/1981	34	Otis Birdsong Texas Lutheran 11/28/76
	Dwight Davis at Jacksonville 2/28/1972	34	Otis Birdsong at Texas 2/14/76
	Theodis Lee UNLV 2/6/1969	34	David Marrs Texas A&M 1/20/76
	Elvin Hayes Hardin-Simmons 2/26/1968	34	Ollie Taylor vs. UC Santa Barbara 12/30/69
	Elvin Hayes Centenary 1/6/1968	34	Elvin Hayes vs. Ohio State 3/23/68
	Elvin Hayes George Washington 12/13/1967	34	Elvin Hayes Miami (Fla.) 2/15/68
	Elvin Hayes Centenary 2/7/1966	34	Elvin Hayes BYU 12/16/67
	Lyle Harger LSU 12/22/1962	34	Guy V. Lewis Texas State 2/2/46
t38 39	Rob Gray vs. San Diego State 3/15/2018	t110. 33	Quentin Grimes WKU 2/25/21
	Otis Birdsong at Lamar 12/1/1976	33	Rob Gray Wichita State 3/10/18
	Elvin Hayes vs. TCU 3/16/1968	33	Jherrod Stiggers Houston Baptist 12/16/14
	Elvin Hayes at West Texas A&M 3/4/1968	33	Aubrey Coleman TCU 12/23/09
	Elvin Hayes Marshall 2/1/1968	33	Aubrey Coleman Nicholls 11/17/09
	Elvin Hayes UCLA 1/20/1968	33	Robert McKiver Valparaiso 3/24/08
44. 38	Aubrey Coleman at Tulane 3/6/2010	33	Robert McKiver Tulsa 2/6/08
	Aubrey Coleman at Marshall 2/18/2009	33	Robert McKiver Prairie View A&M 11/29/06
	Dominic Smith Southern Miss 1/23/2002	33	Robert McKiver at Rhode Island 11/13/06
	Kenneth Williams at SMU 2/12/1979	33	Andre Owens at Wichita State 3/16/05
	Otis Birdsong vs. St. Bonaventure 3/20/1977	33	Tim Moore at TCU 1/14/95
	Otis Birdsong vs. Texas Tech 3/4/1977	33	Tim Moore James Madison 11/25/94
	Poo Welch vs. Notre Dame 3/20/1971	33	Tim Moore at Baylor 1/22/94
	Elvin Hayes North Dakota State 12/7/1967	33	Derrick Daniels Rice 1/9/91
	Elvin Hayes at Miami (Fla.) 2/18/1967	33	Craig Upchurch Texas 1/14/89
	Elvin Hayes Creighton 2/13/1967	33	Rob Williams Nevada 12/23/80
	Elvin Hayes Lamar 1/27/1967	33	Rob Williams Army 12/19/80
	Lyle Harger Texas Wesleyan 2/13/1963	33	Kenneth Williams at Baylor 1/16/79
	Gary Phillips at Miami (Fla.) 1/23/1960	33	Otis Birdsong Trinity 12/11/76
	Don Boldebeck Detroit 12/16/1955	33	Otis Birdsong vs. Texas Tech 3/4/76
	Don Boldebeck Sam Houston State 12/6/1954	33	Otis Birdsong SMU 2/24/76
	Guy V. Lewis Texas State 2/15/1947	33	Ken Spain San Francisco 12/28/68
t60. 37	Rob Gray vs Drexel 11/17/2017	33	Elvin Hayes at UNLV 12/23/67
	Aubrey Coleman Marshall 1/30/2010	33	Elvin Hayes Abilene Christian 12/4/67
	Robert McKiver vs Charleston 11/18/2007	33	Joe Hamood Miami (Fla.) 2/17/66
	Kenny Younger Sacramento State 12/21/1999	33	Elvin Hayes Tulsa 2/5/66
	Richard Hollis vs. Drexel 12/20/1987	33	Elvin Hayes TCU 1/27/66
	Rob Williams vs. Texas 3/7/1981	33	Elvin Hayes Providence 12/20/65
	Otis Birdsong Texas Lutheran 2/5/1975	33	Elvin Hayes at TCU 12/18/65
t67. 36	Robert McKiver UCF 1/24/07	33	Gary Phillips vs. West Texas A&M 12/2/59
	Greg Anderson vs. Mississippi Valley State 12/5/86	33	Guy V. Lewis Stephen F. Austin 2/23/46
	Greg Anderson BYU (Hawai'i) 12/18/85	t141. 32	Cameron Tyson Our Lady of the Lake 2/6/21
	Otis Birdsong TCU 2/26/77	32	Quentin Grimes at Rice 11/19/19
	Otis Birdsong at San Francisco 12/6/76	32	Damyeon Dotson at Tulane 2/8/17
	Louis Dunbar Texas A&M 1/6/73	32	Joseph Young at Tulane 3/9/13
		32	Aubrey Coleman at Memphis 1/23/10
		32	Aubrey Coleman at Nevada 11/21/09
		32	Robert McKiver Middle Tennessee 12/1/07

RECORDS



SCORING

32	Robert McKiver	at Memphis	2/25/07	30	Aubrey Coleman	UCF	1/20/10		
32	Oliver Lafayette	at LSU	11/29/05	30	Aubrey Coleman	at UCF	2/4/09		
32	Gee Gervin	at UAB	1/9/99	30	Kelvin Lewis	at Southern Miss	1/17/09		
32	Galen Robinson	at Texas	12/27/97	30	Robert McKiver	at Tulsa	3/26/08		
32	Anthony Goldwire	at Texas A&M	2/16/94	30	Oliver Lafayette	at Southern Miss	2/19/07		
32	Tim Moore	at UTSA	2/2/94	30	Lanny Smith	New Orleans	12/16/04		
32	Anthony Goldwire	TCU	1/12/94	30	Dominic Smith	Tulane	2/19/02		
32	Sam Mack	North Carolina	11/27/91	30	Gee Gervin	UAB	2/4/99		
32	Alvaro Teheran	vs. Iowa State	11/30/90	30	Gee Gervin	at Cincinnati	12/22/98		
32	Rob Williams	Texas	2/7/81	30	Sam Mack	at Texas Tech	2/25/92		
32	Otis Birdsong	at Baylor	2/28/76	30	Craig Upchurch	Rice	1/4/89		
32	Otis Birdsong	at Texas Tech	2/26/76	30	Michael Young	Texas A&M	2/2/84		
32	Otis Birdsong	TCU	2/10/76	30	Larry Micheau	vs. Villanova	3/27/83		
32	Otis Birdsong	at SMU	1/26/76	30	Hakeem Olajuwon	vs. Utah	12/17/82		
32	Louis Dunbar	Houston Baptist	2/21/74	30	Rob Williams	at Rice	2/23/82		
32	Louis Dunbar	at Centenary	3/2/73	30	Clyde Drexler	Biscayne	12/6/81		
32	Dwight Jones	vs. SMU	12/29/72	30	Rob Williams	Texas Tech	1/6/81		
32	Louis Dunbar	vs. Indiana	12/28/72	30	Cecil Rose	North Texas	12/17/77		
32	Dwight Davis	at UT Arlington	2/26/70	30	Otis Birdsong	vs. Illinois State	3/14/77		
32	Ollie Taylor	at Centenary	2/21/70	30	Otis Birdsong	Indiana State	3/9/77		
32	Ollie Taylor	at Hawai'i	1/3/70	30	Otis Birdsong	vs. Texas A&M	3/3/77		
32	Elvin Hayes	New Mexico	12/1/66	30	Otis Birdsong	at Texas Tech	1/27/77		
32	Joe Hamood	Baylor	1/28/65	30	Otis Birdsong	Baylor	1/24/76		
32	Ted Luckenbill	North Texas	2/9/61	30	Otis Birdsong	Rice	1/11/75		
32	Ted Luckenbill	at North Texas	2/15/60	30	Otis Birdsong	Dayton	1/6/75		
32	Don Boldebuck	Trinity	1/28/56	30	Louis Dunbar	Wabash College	12/6/73		
32	Don Boldebuck	at Detroit	12/17/54	30	Dwight Davis	New Mexico State	3/13/71		
32	Don Boldebuck	at Texas	12/11/54	30	Ollie Taylor	UT Arlington	2/8/69		
32	Gary Shivers	Wichita State	2/22/54	30	Elvin Hayes	vs. New Mexico State	3/11/67		
32	Gary Shivers	at Detroit	12/16/52	30	Elvin Hayes	St. Mary's (Texas)	2/15/67		
t178.	31	Cameron Tyson	at Tulane	1/28/21	30	Elvin Hayes	at Notre Dame	2/11/67	
	31	Corey Davis Jr.	at Cincinnati	3/10/19	30	Melvin Bell	New Mexico	12/1/66	
	31	Damyean Dotson	at Memphis	2/26/17	30	Elvin Hayes	Trinity	1/8/66	
	31	Damyean Dotson	UCF	2/1/17	30	Lyle Harger	Lamar	1/15/62	
	31	Rob Gray	at East Carolina	1/30/16	30	Gary Phillips	at Bradley	2/16/61	
	31	Rob Gray	LSU	12/13/15	30	Don Boldebuck	at Sam Houston State	1/30/56	
	31	Danrad Knowles	Tulane	1/17/15	30	Guy V. Lewis	vs. High Point	3/11/46	
	31	TaShawn Thomas	at Tulsa	2/16/13	Opp.	51	by Red Murrell	at Drake	3/3/58
	31	Robert McKiver	at UCF	2/2/08					
	31	Lanny Smith	Southern Miss	2/3/04					
	31	Galen Robinson	Houston Baptist	11/27/96					
	31	Kirk Ford	at Colorado	12/9/95					
	31	Tim Moore	McNeese	12/21/94					
	31	Tim Moore	Lamar	3/1/94					
	31	Sam Mack	at North Texas	11/30/91					
	31	Byron Smith	at Texas	1/17/91					
	31	Alvin Franklin	at Texas A&M	1/27/85					
	31	Rob Williams	Pepperdine	12/16/80					
	31	Rob Williams	Texas Wesleyan	12/9/80					
	31	Otis Birdsong	Texas Tech	2/1/77					
	31	Otis Birdsong	at SMU	1/29/77					
	31	Louis Dunbar	at Bowling Green	3/1/75					
	31	Otis Birdsong	at Biscayne	2/10/75					
	31	Louis Dunbar	Baylor	1/10/74					
	31	Dwight Davis	at West Texas A&M	3/2/70					
	31	Poo Welch	Miami (Fla.)	2/14/70					
	31	Jeff Hickman	at Hawai'i	1/3/70					
	31	Ollie Taylor	vs. Western Kentucky	12/31/68					
	31	Elvin Hayes	West Texas A&M	1/13/68					
	31	Elvin Hayes	Michigan	1/2/68					
	31	Elvin Hayes	vs. SMU	3/19/67					
	31	Elvin Hayes	San Francisco	12/17/66					
	31	Elvin Hayes	Louisiana	12/8/66					
	31	Elvin Hayes	vs. Pacific	3/12/66					
	31	Elvin Hayes	Miami (Fla.)	2/17/66					
	31	Elvin Hayes	LSU	12/15/65					
	31	Wayne Ballard	vs. Trinity	2/9/65					
	31	Gary Phillips	at Drake	2/2/59					
	31	Don Boldebuck	at Wichita State	2/25/56					
	31	Don Boldebuck	Wichita State	1/2/56					
t218.	30	Josh Carlton	at South Florida	1/5/22					
	30	Rob Gray	UConn	3/4/18					
	30	Rob Gray	at Memphis	2/22/18					
	30	Rob Gray	Rhode Island	12/10/16					
	30	Aubrey Coleman	at SMU	2/27/10					



FIELD GOALS

CAREER

FIELD GOALS MADE

Rk.	No.	Player	G	Years
1.	1,215	Elvin Hayes	93	1965-68
2.	1,176	Otis Birdsong	116	1973-77
3.	900	Michael Young	134	1980-84
4.	759	Louis Dunbar	79	1972-75
5.	753	Craig Upchurch	95	1987-92
6.	718	Rob Williams	88	1979-82
7.	685	Dwight Davis	84	1969-72
8.	676	Greg Anderson	123	1983-87
9.	645	Alvin Franklin	125	1982-86
10.	631	Rickie Winslow	124	1983-87

FIELD GOALS ATTEMPTS

Rk.	No.	Player	G	Years
1.	2,265	Elvin Hayes	93	1965-68
2.	2,148	Otis Birdsong	116	1973-77
3.	1,833	Michael Young	134	1980-84
4.	1,574	Louis Dunbar	79	1972-75
5.	1,453	Rob Williams	88	1979-82
6.	1,429	Alvin Franklin	125	1982-86
7.	1,406	Kenneth Williams	126	1976-80
8.	1,355	Craig Upchurch	126	1987-92
9.	1,347	Dwight Davis	84	1969-72
10.	1,326	Rob Gray	91	2015-18

FIELD GOAL PERCENTAGE

Rk.	Pct.	Player	FGM-A	Years
1.	.669	Bo Outlaw	352-526	1991-93
2.	.639	Hakeem Olajuwon	532-833	1981-84
3.	.592	Lyle Harger	376-635	1960-63
4.	.587	Larry Micheaux	554-943	1979-83
5.	.577	George Walker	422-732	1975-79
6.	.572	Marshall Sauls	103-180	1978-80
7.	.571	TaShawn Thomas	577-1,010	2011-14
8.	.56460	Rich Apolskis	201-356	1963-66
9.	.56456	Carl Herrera	188-333	1989-90
10.	.556	Craig Upchurch	753-1,355	1987-92

SEASON

FIELD GOALS MADE

Rk.	No.	Player	G	Years
1.	519	Elvin Hayes	33	1967-68
2.	452	Otis Birdsong	36	1976-77
3.	373	Elvin Hayes	31	1966-67
4.	323	Elvin Hayes	29	1965-66
5.	319	Michael Young	37	1983-84
6.	305	Aubrey Coleman	35	2009-10
7.	302	Otis Birdsong	30	1975-76
8.	298	Rob Williams	30	1980-81
9.	268	Otis Birdsong	26	1974-75
10.	266	Michael Young	34	1982-83

FIELD GOALS ATTEMPTS

Rk.	No.	Player	G	Years
1.	945	Elvin Hayes	33	1967-68
2.	794	Otis Birdsong	36	1976-77
3.	750	Elvin Hayes	31	1966-67
4.	717	Aubrey Coleman	35	2009-10
5.	637	Michael Young	37	1983-84
6.	598	Rob Williams	30	1980-81
7.	588	Robert McKiver	34	2007-08
8.	583	Kenneth Williams	31	1978-79
9.	582	Otis Birdsong	28	1975-76
10.	570	Elvin Hayes	29	1965-66

FIELD GOAL PERCENTAGE

Rk.	Pct.	Player	FGM-A	Years
1.	.684	Bo Outlaw	156-228	1991-92
2.	.675	Hakeem Olajuwon	249-399	1983-84
3.	.658	Bo Outlaw	196-298	1992-93
4.	.656	Lyle Harger	193-294	1962-63
5.	.630	Braxton Clark	63-100	1984-85
6.	.626	Josh Carlton	179-286	2021-22
7.	.611	Hakeem Olajuwon	192-314	1982-83
8.	.607	Hakeem Olajuwon	91-150	1981-82
9.	.604	Larry Micheaux	177-293	1981-82
10.	.600	Larry Micheaux	123-205	1980-81

GAME

FIELD GOALS MADE

1.	28	Elvin Hayes	Valparaiso	2/24/68
2.	24	Elvin Hayes	Southwestern	2/12/66
3.	23	Elvin Hayes	Virginia Tech	3/2/68
4.	22	Elvin Hayes	vs. Marquette	12/29/67
t5.	20	Elvin Hayes	Centenary	1/6/68
		Elvin Hayes	vs. Montana State	12/14/67
t7.	19	Otis Birdsong	Texas	1/18/77
		Dwight Davis	vs. Arizona State	12/11/71
		Elvin Hayes	at UNLV	1/31/67
		Elvin Hayes	Centenary	12/14/66
		Don Boldebuck	at Sam Houston State	2/17/55
Opp.	24	by Ron Schlieman	North Dakota State	12/7/67

FIELD GOALS ATTEMPTS

1.	41	Elvin Hayes	Virginia Tech	3/2/68
2.	37	Elvin Hayes	at Centenary	2/10/68
t3.	36	Elvin Hayes	Valparaiso	2/24/68
		Elvin Hayes	Centenary	1/6/68
t5.	35	Elvin Hayes	vs. Marquette	12/29/67
		Elvin Hayes	Montana State	12/14/67
t7.	34	Robert McKiver	Southern Miss	2/27/08
		Elvin Hayes	Southwestern	2/12/66
9.	33	Elvin Hayes	UT Arlington	2/22/68
t10.	32	Otis Birdsong	vs. St. Bonaventure	3/20/77
		Elvin Hayes	at UNLV	12/23/67
		Elvin Hayes	Southwestern	12/8/66
Opp.	40	by Austin Carr	Notre Dame	3/20/71

FIELD GOAL PERCENTAGE (min. 10 att.)

1.	.933 (14-15)	Louis Dunbar	at Rice	1/16/73
t2.	.923 (12-13)	Rob Williams	Texas Lutheran	12/8/81
		Mike Schultz	Texas Lutheran	12/7/77
		Wayne Ballard	Portland	2/26/66
t5.	.917 (11-12)	Tim Moore	at Texas A&M	2/16/94
		Greg Anderson	vs. South Alabama	11/30/84
t7.	.909 (10-11)	Greg Anderson	at Toledo	12/27/85
		Hakeem Olajuwon	vs. Villanova	3/27/83
t9.	.900 (9-10)	Bo Outlaw	at SMU	3/7/92
		Chris Morris	at Arkansas	1/22/90
Opp.	.929 (13-14)	by Larry Ward	at Centenary	1/25/69



KELVIN SAMPSON
Papa K'to Kylan and Maisy
2022 CBS Sports National Coach of the Year
2021-22 Ben Jobe Award Recipient
2021-22 American Athletic Conference Coach of the Year
2021-22 NABC District 24 Coach of the Year
Texas Coach of the Year (*Dave Campbell's Texas Basketball*)



3-POINT FIELD GOALS

CAREER

3-POINT FIELD GOALS

Rk.	No.	Player	G	Years
1.	261	Robert McKiver	67	2007-08
2.	251	Kelvin Lewis	65	2007-10
3.	243	Jherrod Stiggers	97	2011-15
4.	229	Armoni Brooks	100	2016-19
5.	227	Andre Owens	87	2002-04
6.	214	Corey Davis Jr.	72	2017-19
7.	183	Lanny Smith	122	2003-08
8.	182	Damon Jones	81	1994-97
9	180	Marcus Sasser	71	2019 –
10.	172	Rob Gray	92	2015-18
11.	170	Damyean Dotson	64	2015-17
12.	168	Derrick Daniels	124	1988-92
13.	161	Oliver Lafayette	64	2005-07
14.	145	Jessie Drain	115	1991-95
15.	142	Quentin Grimes	60	2019-21

3-POINT FIELD GOALS ATTEMPTS

Rk.	No.	Player	G	Years
1.	719	Robert McKiver	67	2007-08
2.	679	Jherrod Stiggers	97	2011-15
3.	675	Andre Owens	87	2002-05
4.	658	Kelvin Lewis	65	2007-10
5.	577	Armoni Brooks	100	2016-19
6.	536	Corey Davis Jr.	72	2017-19
7.	530	Lanny Smith	122	2003-08
8.	521	Damon Jones	81	1994-97
9.	500	Oliver Lafayette	64	2005-07
10.	498	Marcus Sasser	71	2019 –
11.	475	Rob Gray	91	2015-18
12.	439	Derrick Daniels	124	1988-92
13.	413	Damyean Dotson	64	2015-17
14.	411	Jessie Drain	115	1991-95
15.	377	Quentin Grimes	60	2019-21

3-POINT FIELD GOAL PERCENTAGE (min. 85 made)

Rk.	Pct.	Player	FGM-A	Years
1.	.431	Wes VanBeck	103-239	2014-18
2.	.423	Byron Smith	137-324	1989-91
3.	.412	Damyean Dotson	170-413	2015-17
4.	.402	Joseph Young	121-301	2010-13
5.	.400	Adam Brown	96-240	2009-11
6.	.399	Corey Davis Jr.	214-356	2017-19
7.	.397	Armoni Brooks	229-577	2016-19
8.	.394	Dominic Smith	85-216	2000-02
9.	.392	Darian Thibodeaux	94-240	2010-12
10.	.390	Horace Chaney	139-356	1987-89
11.	.387	Marcus Sasser	284-734	2019 –
12.	.384	Dion Dowell	123-323	2006-08
13.	.383	Derrick Daniels	168-439	1988-92
14.	.381	Kelvin Lewis	251-658	2007-10
15.	.379	Gee Gervin	117-309	1998-00
16.	.377	Quentin Grimes	142-377	2019-21

3-POINT FIELD GOALS per GAME (min. 85 made)

Rk.	No.	Player	3FG	G	Years
1.	3.896	Robert McKiver	261	67	2006-08
2.	2.972	Corey Davis Jr.	214	72	2017-19
3.	2.656	Damyean Dotson	170	64	2015-17
4.	2.609	Andre Owens	226	87	2002-05
5.	2.54	Marcus Sasser	180	71	2019 –
6.	2.516	Oliver Lafayette	161	64	2005-07
7.	2.51	Kelvin Lewis	251	100	2007-10
8.	2.505	Jherrod Stiggers	243	91	2011-15
9.	2.37	Quentin Grimes	142	60	2019-21

10.	2.29	Armoni Brooks	229	100	2016-19
11.	2.289	Marcus Sasser	135	59	2019 –
12.	2.279	Horace Chaney	139	61	1987-89
13.	2.247	Damon Jones	182	81	1994-97
14.	2.210	Byron Smith	137	62	1989-91
15.	2.032	Dion Dowell	124	61	2006-08

CONSECUTIVE GAMES with 3-POINT FGM

Rk.	No.	Player	Dates
t1.	32	Quentin Grimes	3/5/20 – 4/4/21
		Damyean Dotson	11/11/16 – 3/16/17
3.	29	Corey Davis Jr.	11/25/17 – 3/15/18
4.	28	Robert McKiver	11/26/07 – 3/27/08
t5.	26	Corey Davis Jr.	12/23/18 – 3/30/19
		Jherrod Stiggers	2/5/14 – 1/15/15
		Kelvin Lewis	3/7/09 – 2/6/10
8.	25	Robert McKiver	11/13/06 – 2/19/0
9.	24	Armoni Brooks	3/17/18 – 2/10/19
10.	23	Richard Hollis	1/9 – 11/30/88

SEASON

3-POINT FIELD GOALS MADE

Rk.	No.	Player	G	Years
1.	145	Robert McKiver	33	2007-08
2.	121	Armoni Brooks	37	2018-19
3.	116	Robert McKiver	33	2006-07
4.	111	Corey Davis Jr.	37	2018-19
5.	108	Damyean Dotson	32	2016-17
6.	103	Corey Davis Jr.	35	2017-18
7.	102	Kelvin Lewis	35	2009-10
t8.	100	Quentin Grimes	30	2020-21
		Andre Owens	32	2004-05
10.	98	Kyler Edwards	37	2021-22
11.	96	Jherrod Stiggers	31	2014-15
12.	93	Kelvin Lewis	33	2008-09
13.	86	Oliver Lafayette	31	2005-06
14.	83	Armoni Brooks	35	2017-18
t15.	80	Jherrod Stiggers	33	2013-14
		Lanny Smith	32	2004-05

3-POINT FIELD GOALS ATTEMPTS

Rk.	No.	Player	G	Years
1.	376	Robert McKiver	34	2007-08
2.	343	Robert McKiver	33	2006-07
3.	310	Armoni Brooks	37	2018-19
4.	296	Corey Davis Jr.	37	2018-19
5.	294	Kyler Edwards	37	2021-22
t6.	280	Jherrod Stiggers	31	2014-15
		Andre Owens	32	2004-05
8.	270	Oliver Lafayette	31	2005-06
9.	257	Kelvin Lewis	35	2009-10
10.	252	Kelvin Lewis	33	2008-09
11.	248	Quentin Grimes	30	2020-21
12.	244	Damyean Dotson	33	2016-17
13.	240	Corey Davis Jr.	35	2017-19
14.	233	Marcus Sasser	29	2020-21
15.	230	Oliver Lafayette	33	2006-07



3-POINT FIELD GOALS

3-POINT FIELD GOAL PERCENTAGE (min. 45 made)

Rk.	Pct.	Player	3FGA-M	Years
1	.484	Wes VanBeck	46-95	2016-17
2	.456	Byron Smith	72-158	1989-90
3	.443	Damyean Dotson	108-244	2016-17
4	.440	Darian Thibodeaux	59-134	2010-11
5	.437	Marcus Sasser	45-103	2021-22
6	.429	Corey Davis Jr.	103-240	2017-18
t7	.426	Dominic Smith	49-115	2001-02
	.426	Jessie Drain	49-115	1992-93
9	.423	Adam Brown	47-111	2010-11
10	.420	Joseph Young	66-157	2012-13
11	.419	Armoni Brooks	83-198	2017-18
12	.417	Derrick Daniels	45-108	1989-90
13	.408	Dion Dowell	73-179	2007-08
14	.403	Quentin Grimes	100-248	2020-21
15	.402	Lanny Smith	80-199	2004-05

3-POINT FIELD GOALS per GAME (min. 70 made)

Rk.	No.	Player	3FG	G	Years
1	4.3	Robert McKiver	145	34	2007-08
2	3.5	Robert McKiver	116	33	2006-07
3	3.38	Damyean Dotson	108	32	2016-17
4	3.33	Quentin Grimes	100	30	2020-21
5	3.27	Armoni Brooks	121	37	2018-19
6	3.13	Andre Owens	100	32	2004-05
7	3.10	Jherrod Stiggers	96	31	2014-15
8	3.0	Corey Davis Jr.	111	37	2018-19
9	2.94	Corey Davis Jr.	103	35	2017-18
10	2.91	Kelvin Lewis	102	35	2009-10
11	2.82	Kelvin Lewis	93	33	2008-09
12	2.77	Oliver Lafayette	86	31	2005-06
13	2.69	Marcus Sasser	78	29	2020-21
14	2.64	Kyler Edwards	98	37	2021-22
15	2.59	Damon Jones	70	27	1996-97

GAME

3-POINT FIELD GOALS MADE

1.	10	Cameron Tyson	Our Lady of the Lake	2/6/21
t2.	9	Cameron Tyson	at Tulane	1/28/21
		Robert McKiver	vs. Middle Tennessee	12/1/07
		Robert McKiver	vs. College of Charleston	11/17/07
		Robert McKiver	vs. Prairie View A&M	11/29/06
t6.	8	Quentin Grimes	WKU	2/25/21
		Marcus Sasser	Tulane	1/9/21
		Corey Davis Jr.	at Tulane	2/17/19
		Jherrod Stiggers	Mississippi Valley State	12/28/14
		Andre Owens	at Marquette	3/2/05
t11.	7	Kyler Edwards	at Tulsa	1/15/22
		Marcus Sasser	Northwestern State	11/30/11
		Marcus Sasser	Lamar	11/25/20
		Corey Davis Jr.	vs. Georgia State	3/22/19
		Armoni Brooks	at Oklahoma State	12/8/18
		Armoni Brooks	East Carolina	2/25/18
		Armoni Brooks	SMU	2/8/18
		Damyean Dotson	UCF	2/1/17
		Jherrod Stiggers	vs. Texas Tech	12/23/14
		Joseph Young	vs. UT Rio Grande Valley	1/3/13
		Kelvin Lewis	SMU	2/13/10
		Kelvin Lewis	Troy	12/14/09
		Zamal Nixon	SMU	3/7/09
		Kelvin Lewis	at Southern Miss	1/17/09
		Kelvin Lewis	Mississippi Valley State	12/13/08
		Kelvin Lewis	Valparaiso	3/24/08
		Robert McKiver	Southern Miss	2/27/08

		Robert McKiver	at UCF	2/2/08
		Robert McKiver	SMU	1/13/07
		Robert McKiver	Memphis	1/11/07
		Robert McKiver	at Rhode Island	11/13/06
		Ramon Dyer	at North Texas	12/23/05
		Oliver Lafayette	Arizona	12/3/05
		Lamar Roberson	Florida Tech	11/25/05
		Andre Owens	at Wichita State	3/16/05
		Andre Owens	Louisville	1/5/05
		Andre Owens	Texas A&M	12/27/03
		Gee Gervin	at UAB	1/9/99
		David Diaz	at Cal State Fullerton	2/10/93
		Horace Chaney	Arkansas	2/1/89
		Richard Hollis	vs. Drexel	12/20/87
Opp.	11	by Dennis Scott	vs. Georgia Tech	12/28/88

3-POINT FIELD GOAL ATTEMPTS

1.	20	Robert McKiver	vs. College of Charleston	11/17/07
2.	19	Kelvin Lewis	at Arizona	1/24/09
t3.	18	Cameron Tyson	Our Lady of the Lake	2/6/21
		Robert McKiver	at Tulsa	3/26/08
		Andre Owens	at Wichita State	3/16/05
t6.	17	Corey Davis Jr.	vs. Georgia State	3/22/19
		Robert McKiver	Southern Miss	2/27/08
		Robert McKiver	Prairie View A&M	11/29/06
t9.	16	Quentin Grimes	WKU	2/25/21
		Kelvin Lewis	vs. SMU	2/13/10
		Kelvin Lewis	at Southern Miss	1/17/09
		Robert McKiver	at Memphis	2/25/07
		Andre Owens	Louisville	1/5/05
t14.	15	Kyler Edwards	at Tulsa	1/15/22
		Cameron Tyson	at Tulane	1/28/21
		Marcus Sasser	Tulane	1/9/21
		Corey Davis Jr.	at SMU	2/28/18
		Jherrod Stiggers	SMU	2/12/15
		Oliver Lafayette	at East Carolina	2/4/06
		Robert McKiver	Grambling tate	11/22/06
		Andre Owens	Texas A&M	12/27/03
Opp.	19	by Dennis Scott	Georgia Tech	12/28/88

3-POINT FIELD-GOAL PERCENTAGE (min. 9 att.)

1.	.778 (7-9)	Marcus Sasser	Lamar	11/25/20
	.778 (7-9)	Armoni Brooks	East Carolina	2/25/18
	.778 (7-9)	Armoni Brooks	SMU	2/8/18
	.778 (7-9)	Jherrod Stiggers	vs. Texas Tech	12/23/14
	.778 (7-9)	Joseph Young	UT Rio Grande Valley	1/3/13
	.778 (7-9)	Kelvin Lewis	Troy	12/14/09
t7.	.727 (8-11)	Corey Davis Jr.	at Tulane	2/17/19
	.727 (8-11)	Jherrod Stiggers	Mississippi Valley State	12/28/15
t9.	.700 (7-10)	Lamar Roberson	Florida Tech	11/22/05
	.700 (7-10)	Horace Chaney	Arkansas	2/1/89
	.700 (7-10)	Richard Hollis	Drexel	12/20/87
Opp.	.800 (8-10)	by Darrell Jenkins	East Carolina	2/10/07
		by Edward Garrett	McNeese State	11/19/04



FREE THROWS

CAREER

FREE THROWS MADE

Rk.	No.	Player	G	Years
1.	480	Otis Birdsong	116	1980-83
2.	454	Elvin Hayes	93	1965-68
3.	409	Aubrey Coleman	67	2008-10
4.	402	Rob Williams	88	1979-82
5.	394	Alvin Franklin	125	1982-86
6.	372	Craig Upchurch	126	1987-92
		Gary Phillips	79	1958-61
8.	371	Dwight Davis	84	1969-72
9.	361	Ollie Taylor	56	1968-70
10.	336	Rob Gray	91	2015-18

FREE THROWS ATTEMPTS

Rk.	No.	Player	G	Years
1.	769	Elvin Hayes	93	1965-68
2.	709	Otis Birdsong	116	1973-77
3.	587	Craig Upchurch	126	1987-92
4.	547	Aubrey Coleman	67	2008-10
5.	543	Gary Philips	79	1958-61
6.	538	Greg Anderson	123	1983-87
7.	517	Alvin Franklin	125	1982-86
8.	515	Rob Williams	88	1979-82
9.	511	Ollie Taylor	56	1968-70
10.	498	Dwight Davis	84	1969-72

FREE-THROW PERCENTAGE

Rk.	Pct.	Player	FT-A	Years
1.	.866	Joseph Young	181-209	2010-13
2.	.861	Bernie Kapner	174-202	1956-59
3.	.840	Dominic Smith	293-349	2000-02
4.	.833	Jim Hatton	185-222	1952-55
5.	.818	Wayne Ballard	121-148	1964-66
6.	.8160	Robert McKiver	306-375	2006-08
7.	.8158	Kelvin Lewis	248-304	2007-10
8.	.810	Kenneth Williams	226-279	1976-80
9.	.8038	Roger Fernandes	127-158	1987-92
10.	.8037	Carl Herrera	172-214	1989-90

SEASON

FREE THROWS MADE

Rk.	No.	Player	G	Years
t1.	235	Aubrey Coleman	35	2009-10
		Ollie Taylor	30	1969-70
3.	190	Robert McKiver	34	2007-08
4.	186	Otis Birdsong	36	1976-77
5.	176	Elvin Hayes	33	1967-68
6.	174	Aubrey Coleman	32	2008-09
7.	172	Carl Herrera	33	1989-90
8.	165	Lyle Harger	26	1962-63
9.	158	Rob Gray	35	2017-18
10.	156	Don Boldebeck	26	1955-56

FREE THROWS ATTEMPTS

Rk.	No.	Player	G	Years
1.	321	Ollie Taylor	30	1969-70
2.	319	Aubrey Coleman	35	2009-10
3.	285	Elvin Hayes	33	1967-68
4.	283	Otis Birdsong	36	1976-77
5.	257	Elvin Hayes	29	1965-66
6.	232	Hakeem Olajuwon	37	1983-84
7.	228	Aubrey Coleman	32	2008-09
8.	227	Elvin Hayes	31	1966-67
9.	226	Don Boldebeck	26	1955-56
10.	222	Don Boldebeck	25	1954-55

FREE-THROW PERCENTAGE (min. 50 made)

Rk.	Pct.	Player	FTM-A	Years
1.	.922	Zamal Nixon	94-102	2010-11
2.	.888	Dominic Smith	142-160	2000-01
3.	.884	Robert McKiver	190-215	2007-08
4.	.879	Dion Dowell	58-66	2007-08
5.	.876	Bernie Kapner	57-66	1956-57
6.	.875	Joseph Young	140-160	2012-13
7.	.873	Wes VanBeck	55-63	2016-17
8.	.869	Corey Davis Jr.	113-130	2018-19
9.	.862	Wayne Ballard	50-58	1965-66
10.	.857	Nate Hinton	60-70	2018-19

GAME

FREE THROWS MADE

t1.	18	Dominic Smith	Southern Miss	1/23/02
		Ollie Taylor	vs. UC Santa Barbara	12/30/69
t3.	17	Kelvin Lewis	at UTEP	1/14/09
		George Walker	at Rice	1/20/79
t5.	16	Aubrey Coleman	UCF	1/20/10
		Don Boldebeck	at Texas	12/11/54
		Don Boldebeck	at Oklahoma City	2/7/55
		Don Boldebeck	Detroit	12/16/55
		Lyle Harger	Trinity	2/16/63
10.	15	Rob Williams	vs. Texas Tech	2/3/82
Opp.	22	by Cleo Littleton	Wichita State	2/12/55

FREE THROWS ATTEMPTS

t1.	24	Lyle Harger	Trinity	2/16/63
		Don Boldebeck	Detroit	12/17/54
		Don Boldebeck	Detroit	12/16/55
3.	21			
t4.	20	Dominic Smith	Southern Miss	1/23/02
		George Walker	at Rice	1/20/79
		Ollie Taylor	vs. UC Santa Barbara	12/30/69
t7.	19	Galen Robinson	UAB	1/11/97
		Elvin Hayes	at Hardin-Simmons	2/26/68
		Elvin Hayes	Hardin-Simmons	2/9/67
		Lyle Harger	Trinity	2/16/63
Opp.	25	by Cleo Littleton	Wichita State	2/12/55

FREE-THROW PERCENTAGE (min. 11 att.)

1.	1.000 (13-13)	Rob Gray	at Saint Louis	12/9/17
	1.000 (10-10)	Wes VanBeck	Tulsa	1/4/17
	1.000 (11-11)	Devonta Pollard	Prairie View A&M	11/18/15
	1.000 (13-13)	Joseph Young	at Tulane	3/9/13
	1.000 (12-12)	Zamal Nixon	vs. Marshall	3/9/11
	1.000 (12-12)	Zamal Nixon	vs. Tulsa	1/19/11
	1.000 (11-11)	Zamal Nixon	vs. Tulane	2/12/11
	1.000 (12-12)	Aubrey Coleman	The Citadel	12/21/09
	1.000 (11-11)	Robert McKiver	at East Carolina	3/1/08
	1.000 (11-11)	Robert McKiver	Memphis	1/30/08
	1.000 (12-12)	Dominic Smith	vs. Charlotte	2/4/01
	1.000 (11-11)	Dominic Smith	Texas Southern	12/23/00
	1.000 (11-11)	Tim Moore	vs. Baylor	2/19/94
	1.000 (11-11)	David Diaz	at Texas	2/27/93
	1.000 (12-12)	David Diaz	at Arkansas State	12/22/92
	1.000 (11-11)	Rob Williams	vs. Texas	3/7/81
	1.000 (11-11)	Rob Williams	Texas Wesleyan	12/9/80
	1.000 (13-13)	Ollie Taylor	at Montana State	1/30/70
	1.000 (12-12)	Jack Foster	Sam Houston State	12/1/55
	1.000 (11-11)	Don Boldebeck	vs. Tulsa	1/23/56
	1.000 (16-16)	Don Boldebeck	Texas	12/11/54
Opp.	1.000 (12-12)	David DeJulius	at Cincinnati	2/6/22
	1.000 (11-11)	Ben Uzoh	Tulsa	1/9/10
	1.000 (12-12)	by Steve Novak	at Marquette	3/2/05
	1.000 (12-12)	by Acie Law	at Texas A&M	12/29/04
	1.000 (11-11)	by Brandon Wolfram	at UTEP	12/28/00
	1.000 (16-16)	by Mike Floyd	Texas A&M	1/6/73
	1.000 (13-13)	by Eddie Stallings	UT Arlington	2/22/68



FABIAN WHITE Jr.
Winningest player in Houston career history
Most games played in Houston career history
2022 American Athletic Conference Championship Most Outstanding Player
2022 American Athletic Conference Championship All-Tournament Team
2021-22 All-American Athletic Conference First Team
2021-22 NABC All-District 24 First Team



REBOUNDING

CAREER

REBOUNDS

Rk.	No.	Player	G	Years
1.	1,602	Elvin Hayes	93	1965-68
2.	1,067	Hakeem Olajuwon	100	1981-84
3.	1,045	Greg Anderson	123	1983-87
4.	969	Rickie Winslow	124	1983-87
5.	961	Dwight Davis	84	1969-72
6.	948	Clyde Drexler	96	1980-83
7.	863	Don Boldebuck	51	1954-55
8.	859	Ken Spain	90	1966-69
9.	833	TaShawn Thomas	96	2011-14
10.	797	Craig Upchurch	126	1987-92
11.	795	Michael Young	134	1980-84
12.	787	Larry Michaeux	123	1979-83
13.	777	Charles Thompson	118	1974-78
14.	766	Lyle Harger	76	1960-63
15.	765	Maurice Presley	79	1972-75
16.	755	Steve Newsome	83	1970-73
17.	739	Dwight Jones	54	1971-73
18.	735	Leary Lentz	89	1964-67
19.	704	Fabian White Jr.	149	2017-22
20.	703	Tim Moore	49	1993-96

REBOUNDING AVERAGE

Rk.	Avg.	Player	Rebs.	G	Years
1.	17.2	Elvin Hayes	1,602	93	1965-68
2.	16.9	Don Boldebuck	863	51	1954-56
3.	13.7	Dwight Jones	739	54	1971-73
4.	11.4	Dwight Davis	961	84	1969-72
5.	10.7	Hakeem Olajuwon	1,067	100	1981-84
6.	10.3	Ollie Taylor	578	58	1968-70
7.	10.2	Louis Truscott	612	60	2001-03
8.	10.1	Lyle Harger	766	76	1960-63
9.	10.0	Tim Moore	703	70	1993-96
10.	9.90	Mike Schultz	683	69	1976-78
11.	9.88	Clyde Drexler	948	96	1980-83
12.	9.684	Maurice Presley	765	79	1972-75
13.	9.681	Ted Luckenbill	697	72	1958-61
14.	9.5	Ken Spain	859	90	1966-69
15.	9.098	Bo Outlaw	555	61	1991-93
16.	9.096	Steve Newsome	755	83	1970-73
17.	8.9	Russell Boone	454	51	1956-58
18.	8.7	TaShawn Thomas	833	96	2011-14
19.	8.5	Greg Anderson	1,045	123	1983-87
20.	7.8	Rickie Winslow	969	123	1983-87

SEASON

REBOUNDS

Rk.	No.	Player	G	Years
1.	624	Elvin Hayes	33	1967-68
2.	500	Hakeem Olajuwon	37	1983-84
3.	490	Elvin Hayes	29	1965-66
4.	488	Elvin Hayes	31	1966-67
5.	453	Don Boldebuck	25	1954-55
6.	422	Ken Spain	33	1967-68
7.	410	Don Boldebuck	26	1955-56
8.	388	Hakeem Olajuwon	34	1982-83
9.	380	Dwight Jones	27	1972-73
10.	362	Mike Schultz	37	1976-77
11.	360	Greg Anderson	28	1985-86
12.	358	Dwight Jones	27	1971-72
		Lyle Harger	26	1962-63
14.	357	Dwight Davis	29	1970-71
15.	344	Ollie Taylor	30	1969-70
16.	336	Clyde Drexler	32	1981-82
17.	331	Gary Shivers	26	1953-45
18.	322	TaShawn Thomas	33	2012-13
19.	321	Mike Schultz	32	1977-78
20.	318	Greg Anderson	30	1986-87

REBOUNDING AVERAGE

Rk.	Avg.	Player	Rebs.	G.	Years
1.	18.9	Elvin Hayes	624	33	1967-68
2.	18.1	Don Boldebuck	457	25	1954-55
3.	16.9	Elvin Hayes	490	29	1965-66
4.	15.8	Don Boldebuck	410	26	1955-56
5.	15.7	Elvin Hayes	488	31	1966-67
6.	14.1	Dwight Jones	380	27	1972-73
7.	13.8	Lyle Harger	359	26	1962-63
8.	13.5	Hakeem Olajuwon	500	37	1983-84
9.	13.3	Dwight Jones	359	27	1971-72
10.	12.9	Greg Anderson	360	28	1985-86
11.	12.8	Ken Spain	422	33	1967-68
12.	12.7	Gary Shivers	331	26	1953-54
13.	12.3	Dwight Davis	357	29	1970-71
14.	11.7	Dwight Davis	316	27	1971-72
15.	11.54	Ken Spain	300	26	1968-69
16.	11.47	Ollie Taylor	344	30	1969-70
17.	11.41	Hakeem Olajuwon	388	34	1982-83
18.	11.3	Louis Truscott	315	28	2002-03
19.	10.9	Tim Moore	228	21	1995-96
20.	10.7	Maurice Presley	278	26	1974-75
21.	10.60	Greg Anderson	318	30	1986-87
22.	10.59	Lyle Harger	286	27	1961-62
23.	10.57	Tim Moore	296	28	1994-95
24.	10.50	Clyde Drexler	336	32	1981-82
25.	10.47	Clyde Drexler	314	30	1980-81
26.	10.44	Steve Newsome	282	27	1971-72
27.	10.41	Rickie Winslow	281	27	1985-86
28.	10.38	Maurice Presley	270	26	1973-74
29.	10.29	Dwight Davis	288	28	1969-70
30.	10.25	David Marrs	287	28	1975-76
31.	10.11	Ted Luckenbill	283	28	1960-61
32.	10.033	Bo Outlaw	301	30	1992-93
33.	10.031	Mike Schultz	321	32	1977-78



REBOUNDING

REBOUNDS		GAME		
1.	37	Elvin Hayes	at Centenary	2/10/68
2.	30	Elvin Hayes	Southwestern	2/12/66
3.	29	Lyle Harger	Texas Wesleyan	2/13/63
t4.	28	Elvin Hayes	vs. Pacific	3/12/66
		Elvin Hayes	Centenary	2/7/66
t6.	27	Elvin Hayes	vs. Loyola (Ill.)	3/9/68
		Elvin Hayes	Virginia Tech	3/2/68
		Elvin Hayes	vs. Valparaiso	2/24/68
		Elvin Hayes	TCU	1/27/66
		Don Boldebuck	Missouri	12/23/54
		Don Boldebuck	Trinity	1/28/56
t12.	26	Don Boldebuck	Texas A&M	12/2/54
t13.	25	Hakeem Olajuwon	Texas Tech	1/12/84
		Elvin Hayes	vs. TCU	3/16/68
		Elvin Hayes	Fairfield	1/29/68
		Don Boldebuck	Wichita State	12/19/56
		Don Boldebuck	at Sam Houston State	2/17/55
t18.	24	Greg Anderson	Rice	2/7/87
		Elvin Hayes	vs. Louisville	3/15/68
		Elvin Hayes	Miami (Fla.)	2/15/68
		Elvin Hayes	UCLA	3/24/67
		Elvin Hayes	St. Mary's (Texas)	2/15/67
		Don Boldebuck	Sam Houston State	1/30/56
		Don Boldebuck	at Oklahoma City	12/20/54
t25.	23	Hakeem Olajuwon	Rice	1/20/84
		Maurice Presley	Rice	3/7/74
		Dwight Jones	West Texas A&M	1/5/73
		Dwight Jones	Loyola (La.)	2/14/72
		Elvin Hayes	Montana State	12/14/67
		Ken Spain	Sacramento State	1/22/67
		Elvin Hayes	BYU	12/4/65
		Don Boldebuck	Bradley	2/20/56
		Don Boldebuck	Tulsa	1/12/56
		Don Boldebuck	Texas	1/29/55
t35.	22	Hakeem Olajuwon	vs. Louisville	4/2/83
		Hakeem Olajuwon	SMU	1/8/83
		Dwight Jones	Southern Miss	11/27/72
		Elvin Hayes	Hardin-Simmons	2/9/67
		Elvin Hayes	Texas A&M	1/28/66
		Don Boldebuck	Bradley	2/5/55
t41.	21	Louis Truscott	at TCU	2/1/03
		Darrell Mickens	Texas	1/30/90
		Hakeem Olajuwon	Texas A&M	1/14/84
		Hakeem Olajuwon	TCU	1/7/84
		Dwight Jones	Arizona State	12/11/71
		Dwight Davis	UT Arlington	2/26/70
		Elvin Hayes	West Texas A&M	3/4/68
		Elvin Hayes	UT Arlington	2/22/68
		Elvin Hayes	Abilene Christian	12/4/67
		Elvin Hayes	Kent State	12/28/66
		Elvin Hayes	San Francisco	12/17/66
		Elvin Hayes	Lamar	2/2/66
		Elvin Hayes	Trinity	1/8/66
		Lyle Harger	Trinity	2/16/63
		Don Boldebuck	Tulsa	2/21/55
		Gary Shivers	Murray State	1/27/54
t57.	20	TaShawn Thomas	Florida A&M	11/9/12
		Louis Truscott	Tulane	2/19/02
		Tim Moore	Texas Lutheran	1/2/96
		Darrell Mickens	Centenary	12/17/90
		Greg Anderson	BYU-Hawai'i	12/18/85
		Greg Anderson	Texas Wesleyan	11/29/85
		Sidney Edwards	Rice	3/7/74
		Dwight Jones	Centenary	2/1/73
		Dwight Jones	Southern Miss	1/27/72
		Steve Newsome	Oregon	12/12/70
		Dwight Davis	South Alabama	2/28/70
		Ollie Taylor	Hawai'i	1/3/70

		Ken Spain	Texas A&M	1/28/69
		Elvin Hayes	Marquette	12/29/67
		Don Boldebuck	Saint Louis	1/7/56
		Don Boldebuck	Saint Louis	2/28/55
		Don Boldebuck	Oklahoma City	1/12/55
		Don Boldebuck	Oklahoma State	12/22/54
		Gary Shivers	Saint Louis	2/1/54
Opp.	27	by James Ware	at Oklahoma City	2/27/65

TOP REBOUND DUOS (based on total number)

1.	1,048 – 31.76	Elvin Hayes (624), Ken Spain (422)	1967-68
2.	770 – 24.84	Elvin Hayes (488), Melvin Bell (282)	1966-67
3.	726 – 25.03	Elvin Hayes (490), Leary Lentz (236)	1965-66
4.	703 – 19.0	Hakeem Olajuwon (500), Rickie Winslow (203)	1983-84
5.	686 – 20.18	Hakeem Olajuwon (388), Clyde Drexler (298)	1982-83
6.	668 – 25.69	Don Boldebuck (410), Art Helms (258)	1955-56
7.	675 – 25.0	Dwight Jones (359), Dwight Davis (316)	1971-72
8.	632 – 21.07	Ollie Taylor (344), Dwight Davis (288)	1969-70
9.	627 – 21.62	Dwight Davis (357), Steve Newsome (250)	1970-71
10.	619 – 16.73	Mike Schultz (362), Charles Thompson (257)	1976-77
11.	617 – 24.68	Don Boldebuck (453), Jim Hatton (164)	1954-55
12.	603 – 22.33	Dwight Jones (380), Steve Newsome (223)	1972-73
13.	563 – 21.65	Lyle Harger (359), Don Schverak (204)	1962-63
14.	541 – 19.32	Greg Anderson (360), Rickie Winslow (281)	1985-86
15.	540 – 18.0	Greg Anderson (318), Rickie Winslow (222)	1986-87
16.	538 – 16.30	Marcus Cousin (276), Aubrey Coleman (262)	2008-09
17.	534 – 20.54	Ken Spain (300), Ollie Taylor (234)	1968-69
18.	533 – 16.15	Carl Herrera (302), Craig Upchurch (231)	1989-90
19.	528 – 20.31	Maurice Presley (270), Sidney Edwards (258)	1973-74
20.	521 – 20.04	Maurice Presley (278), Louis Dunbar (243)	1974-75
21.	515 – 15.61	Clyde Drexler (336), Michael Young (179)	1981-82
t22.	507 – 16.90	Rickie Winslow (263), Greg Anderson (244)	1984-85
	507 – 19.5	Gary Shivers (331), Jim Hatton (176)	1953-54
24.	505 – 16.83	Clyde Drexler (314), Larry Micheaux (191)	1980-81
25.	502 – 14.34	Aubrey Coleman (259), Maurice McNeil (243)	2009-10
26.	501 – 15.18	TaShawn Thomas (322), Leon Gibson (179)	2012-13
27.	494 – 15.94	George Williams (263), Kenny Younger (231)	1999-00
28.	491 – 16.93	Darrell Mickens (246), Alvaro Teheran (245)	1990-91
29.	489 – 17.46	David Marris (287), Charles Thompson (202)	1975-76
30.	486 – 18.0	Lyle Harger (286), Don Schverak (200)	1961-62
31.	484 – 17.29	Louis Truscott (315), Jereme McGuiire (169)	2002-03
32.	470 – 17.41	William Stringfellow (260), Kenny Younger (210)	1998-99
33.	463 – 14.94	Richard Hollis (260), Craig Upchurch (203)	1998-89
34.	458 – 13.88	Mike Schultz (321), Cedric Fears (137)	1977-78
35.	457 – 6.09	Josh Carlton (237), Tyler Edwards (220)	2021-22
t36.	456 – 15.20	Bo Outlaw (300), Derrick Smith (156)	1992-93
	456 – 15.72	Leary Lentz (249), Jim Jones (207)	1964-65
38.	454 – 14.65	Bo Outlaw (254), Craig Upchurch (200)	1991-92
39.	453 – 16.18	Ted Luckenbill (283), Gary Phillips (170)	1960-61
40.	451 – 14.55	George Walker (287), Victor Ewing (164)	1978-79
41.	445 – 13.09	Dion Dowell (231), Tafari Toney (214)	2007-08
42.	440 – 15.71	Tim Moore (296), Kirk Ford (144)	1994-95
43.	439 – 15.14	Patrick Okafor (242), George Williams (197)	2000-01
44.	438 – 14.6	TaShawn Thomas (245), Alandise Harris (193)	2011-12
45.	437 – 13.66	Justin Gorham (266), Quentin Grimes (171)	2020-21
46.	431 – 13.06	Louis Truscott (297), George Williams (234)	2001-02
47.	423 – 14.59	Galen Robinson (233), Kenny Younger (190)	1997-98
48.	418 – 13.48	Nate Hinton (270), Chris Harris Jr. (148)	2019-20
49.	411 – 12.84	LeRon Barnes (206), Devonta Pollard (205)	2014-15
50.	407 – 13.13	Rolando Ferreira (212), Richard Hollis (195)	1987-88



ASSISTS

CAREER

ASSISTS

Rk.	No.	Player	G	Years
1.	740	Reid Gettys	120	1981-85
2.	711	Derrick Daniels	124	1988-92
3.	629	Ken Ciolli	129	1975-79
4.	578	Galen Robinson Jr.	136	2015-19
t5.	502	Alvin Franklin	125	1982-86
		Lanny Smith	122	2003-08
7.	407	Rob Williams	88	1979-82
8.	365	Otis Birdsong	116	1973-77
9.	346	Joe Hamood	84	1963-66
10.	343	DeJon Jarreau	91	2018-21
11.	338	Cecil Rose	114	1974-78
12.	334	Anthony Goldwire	57	1992-94
13.	330	Kenneth Williams	126	1976-80
14.	323	Louis Dunbar	79	1972-75
15.	321	Steve Newsome	83	1970-73
16.	320	Donnell Hayes	79	1971-74
t17.	314	Damon Jones	81	1994-97
		Poo Welch	59	1969-71
19.	310	Tom Gribben	86	1967-70
20.	303	Clyde Drexler	96	1980-83
21.	283	Zamal Nixon	122	2007-11
**	260	Jamal Shead	64	2020 -

ASSISTS AVERAGE (min. 45 games)

Rk.	Avg.	Player	Asts.	G	Years
1.	6.2	Reid Gettys	740	120	1981-85
2.	5.9	Anthony Goldwire	334	57	1992-94
3.	5.7	Derrick Daniels	711	124	1988-92
4.	5.32	Poo Welch	314	59	1969-71
5.	5.29	L.J. Rose	259	49	2013-15
6.	5.1	George Reynolds	274	54	1967-69
7.	4.9	Ken Ciolli	629	129	1975-79
8.	4.6	Rob Williams	407	88	1979-82
9.	4.26	Randy Brown	243	57	1986-88
10.	4.25	Galen Robinson Jr.	578	136	2015-19
11.	4.119	Joe Hamood	346	84	1963-66
12.	4.118	Desmond Wade	280	68	2008-10
13.	4.115	Lanny Smith	502	122	2003-08
14.	4.09	Louis Dunbar	323	79	1972-75
15.	4.06	Jamal Shead	260	64	2020 -
16.	4.05	Donnell Hayes	320	79	1971-74
17.	4.02	Alvin Franklin	502	125	1982-86
18.	3.88	Damon Jones	314	81	1994-97
19.	3.87	Steve Newsome	321	83	1970-73
20.	3.77	DeJon Jarreau	343	91	2018-21
21.	3.60	Tom Gribben	310	86	1967-70
22.	3.467	Dominic Smith	208	60	2000-02
23.	3.466	Gee Gervin	201	58	1998-00
24.	3.30	Ollie Taylor	185	56	1968-70
25.	3.29	Lynden Rose	204	62	1980-82
26.	3.2	Brian Latham	202	63	2004-06
27.	3.21	Clyde Drexler	303	96	1980-83
28.	3.149	Robert McKiver	211	67	2006-08
29.	3.147	Otis Birdsong	365	116	1973-77
30.	3.07	Gary Grider	249	81	1964-67
31.	3.04	Rob Gray	277	91	2015-18

SEASON

ASSISTS

Rk.	No.	Player	G	Years
1.	309	Reid Gettys	37	1983-84
2.	221	Jamal Shead	38	2021-22
3.	209	Reid Gettys	34	1982-83
4.	208	Reid Gettys	30	1984-85
5.	201	Ken Ciolli	37	1976-77
6.	196	Derrick Daniels	33	1989-90
7.	190	Joe Hamood	29	1965-66
8.	183	Galen Robinson Jr.	37	2018-19
9.	181	Derrick Daniels	31	1988-89
10.	180	Poo Welch	30	1969-70
11.	179	Derrick Daniels	29	1990-91
12.	173	Ken Ciolli	31	1978-79
13.	170	Anthony Goldwire	30	1992-93
14.	167	Desmond Wade	35	2009-10
15.	164	Anthony Goldwire	27	1993-94
t16.	162	Lanny Smith	30	2005-06
		Randy Brown	29	1987-88
		Donnell Hayes	26	1973-74
19.	160	Ken Ciolli	33	1977-78
20.	158	Gary Grider	31	1966-67
t21.	157	Alvin Franklin	37	1983-84
		George Reynolds	28	1967-68
t23.	155	Galen Robinson Jr.	32	2016-17
		Cecil Rose	33	1977-78
		Derrick Daniels	31	1991-92
26.	154	L.J. Rose	28	2013-14
27.	148	Rob Gray	34	2017-18
t28.	146	Rob Williams	30	1980-81
		Tom Gribben	26	1968-69
30.	145	Otis Birdsong	36	1976-77
t31.	141	Zamal Nixon	30	2010-11
		Alvin Franklin	30	1984-85
33.	134	Lanny Smith	32	2004-05
34.	134	Rob Williams	30	1981-82
35.	134	Poo Welch	29	1970-71
36.	133	DeJon Jarreau	31	2020-21
t37.	132	Damon Jones	27	1996-97
		Lynden Rose	33	1981-82
t39.	130	Galen Robinson Jr.	35	2017-18
		Tom Gribben	30	1969-70
41.	129	Clyde Drexler	34	1982-83
t42.	127	Brian Latham	31	2005-06
		Alvin Franklin	28	1985-86
		Rob Williams	28	1979-80
t45.	125	Don Chaney	33	1967-68
		Theodis Lee	33	1967-68
t47.	121	Tommy Davis	28	1994-95
		Steve Newsome	27	1972-73
49.	120	Joe Hamood	29	1964-65
50.	118	Louis Dunbar	26	1973-74
51.	117	George Reynolds	26	1968-69
52.	116	Kevin Gaines	21	2001-02
t53.	114	Gerry McGee	26	1985-86
		Steve Newsome	27	1971-72
		Ollie Taylor	30	1969-70
56.	113	Desmond Wade	33	2008-09
t57.	112	Robert McKiver	33	2006-07
		Kenneth Williams	28	1979-80
		Louis Dunbar	27	1972-73
t60.	110	DeJon Jarreau	30	2019-20
		Galen Robinson Jr.	32	2015-16
62.	109	Eric Dickens	30	1984-85
63.	108	Lanny Smith	29	2007-08
64.	106	Gee Gervin	27	1998-99
65.	105	Damon Jones	27	1995-96
66.	104	Dwight Davis	27	1971-72
67.	103	Corey Davis Jr.	37	2018-19
68.	101	L.J. Rose	19	2014-15
69.	102	Oliver Lafayette	33	2006-07
t70.	100	DeJon Jarreau	30	2018-19
		Kenneth Williams	31	1978-79



ASSISTS

ASSISTS AVERAGE

Rk.	No.	Player	Asts.	G	Years
1.	8.4	Reid Gettys	309	37	1983-84
2.	6.9	Reid Gettys	208	30	1984-85
3.	6.6	Joe Hamood	190	29	1965-66
4.	6.23	Donnell Hayes	162	26	1973-74
5.	6.17	Derrick Daniels	179	29	1990-91
6.	6.11	Reid Gettys	209	34	1982-83
7.	6.07	Anthony Goldwire	164	27	1993-94
8.	6.0	Poo Welch	180	30	1969-70
9.	5.9	Derrick Daniels	196	33	1989-90
10.	5.84	Derrick Daniels	181	31	1988-89
11.	5.82	Jamal Shead	221	38	2021-22
12.	5.67	Anthony Goldwire	170	30	1992-93
13.	5.62	Tom Gribben	146	26	1968-69
14.	5.61	George Reynolds	157	28	1967-68
15.	5.59	Randy Brown	162	29	1987-88
16.	5.6	Ken Ciolli	173	31	1978-79
17.	5.52	Kevin Gaines	116	21	2001-02
18.	5.50	L.J. Rose	154	28	2013-14
19.	5.43	Ken Ciolli	201	37	1976-77
20.	5.40	Lanny Smith	162	30	2005-06
21.	5.1	Gary Grider	158	31	1966-67
22.	5.0	Derrick Daniels	155	31	1991-92
23.	4.9	Galen Robinson Jr.	183	37	2018-19

100+ ASSIST TRIOS (Season)

1.	458	Reid Gettys (208), Alvin Franklin (141), Eric Dickens (109)	1984-85
2.	443	Jamal Shead (221), Kyler Edwards (119), Taze Moore (103)	2021-22
3.	424	Poo Welch (180), Tom Gribben (130), Ollie Taylor (114)	1969-70
4.	407	George Reynolds (157), Don Chaney (125), Theodis Lee (125)	1967-68
5.	386	Galen Robinson Jr. (183), Corey Davis Jr. (103), DeJon Jarreau (100)	2018-19

100+ ASSIST DUOS (Season)

1.	466	Reid Gettys (309), Alvin Franklin (157)	1983-84
2.	349	Reid Gettys (208), Alvin Franklin (141)	1984-85
3.	346	Ken Ciolli (201), Otis Birdsong (145)	1976-77
4.	340	Jamal Shead (221), Kyler Edwards (119)	2021-22
5.	338	Reid Gettys (209), Clyde Drexler (129)	1982-83
6.	315	Ken Ciolli (160), Cecil Rose (155)	1977-78
7.	289	Lanny Smith (162), Brian Latham (127)	2005-06
8.	286	Galen Robinson Jr. (183), Corey Davis Jr. (103)	2018-19
9.	281	Joe Hamood (190), Gary Grider (91)	1965-66
10.	280	Donnell Hayes (162), Louis Dunbar (118)	1973-74
11.	278	Rob Gray (148), Galen Robinson Jr. (130)	2017-18
12.	273	Ken Ciolli (173), Kenneth Williams (100)	1978-79
13.	271	Derrick Daniels (196), Craig Upchurch (75)	1989-90
14.	269	Anthony Goldwire (170), Bo Outlaw (99)	1992-93
t15.	266	Rob Williams (134), Lynden Rose (132), Derrick Daniels (181), Richard Hollis (85)	1981-82 1988-89
17.	263	Tom Gribben (146), George Reynolds (117)	1968-69
18.	259	Randy Brown (162), Richard Hollis (97)	1987-88
19.	257	Desmond Wade (167), Aubrey Coleman (90)	2009-10
20.	246	Galen Robinson Jr. (155), Rob Gray (91)	2016-17
21.	241	Alvin Franklin (127), Gerry McGee (114)	1985-86
t22.	239	Derrick Daniels (179), Byron Smith (60), Rob Williams (127), Kenneth Williams (112)	1990-91 1979-80
24.	237	Gary Grider (158), Don Chaney (79)	1966-67
25.	236	Derrick Daniels (155), Bo Outlaw (81)	1991-92
26.	233	Steve Newsome (121), Louis Dunbar (112)	1972-73
27.	228	Steve Newsome (114), Dwight Davis (104)	1971-72
28.	227	Anthony Goldwire (164), Tyrone Evans (63)	1993-94
29.	224	Rob Williams (146), Clyde Drexler (78)	1980-81
30.	221	Zamal Nixon (141), Adam Brown (80)	2010-11
t31.	220	L.J. Rose (154), Tione Womack (66), Poo Welch (134), Steve Newsome (86)	2013-14 1970-71
33.	214	Robert McKiver (112), Oliver Lafayette (102)	2006-07
34.	213	Kevin Gaines (116), Dominic Smith (97)	2001-02
35.	211	Damon Jones (132), Shamahn McBride (79)	1996-97
36.	209	Lanny Smith (134), Brian Latham (75)	2004-05
37.	207	Lanny Smith (108), Robert McKiver (99)	2007-08

GAME

ASSISTS

1.	17	Reid Gettys	Rice	2/17/85
2.	16	Derrick Daniels	Rice	2/7/90
t3.	15	Randy Brown	Fordham	3/17/88
		Reid Gettys	Kansas	11/26/83
		Poo Welch	Loyola (La.)	2/19/70
		George Reynolds	Valparaiso	2/24/68
t7.	14	Derrick Daniels	Texas A&M	1/27/90
		Gerry McGee	Texas Wesleyan	11/29/85
		Poo Welch	South Alabama	2/28/70
		Vern Lewis	vs. Ohio State	3/23/68
t11.	13	Jamal Shead	Temple	3/3/22
		Anthony Goldwire	vs. Lehigh	12/4/93
		Derrick Daniels	Alcorn State	1/22/88
		Reid Gettys	at Baylor	1/28/84
		Reid Gettys	St. Mary's (Texas)	12/10/83
		Donnell Hayes	Florida	12/8/73
		Poo Welch	UNLV	1/20/71
18.	12	Jamal Shead	at SMU	2/9/22
t19.	11	Jamal Shead	SMU	2/27/22
		Jamal Shead	Our Lady of the Lake	2/6/21
		Galen Robinson Jr.	Wichita State	1/12/19
		Rob Gray	East Carolina	2/25/18
		Zamal Nixon	Sam Houston State	12/21/10
		Lanny Smith	BYU	3/15/06
		Lanny Smith	Arizona	12/3/05
t26.	10	Jamal Shead	Texas State	12/22/21
		Jamal Shead	Alcorn State	12/6/21
		DeJon Jarreau	vs. Tulane	3/12/21
		Galen Robinson Jr.	vs. George Mason	11/21/16
		Galen Robinson Jr.	Nicholls	12/28/15
		L.J. Rose	at SMU	1/24/15
		L.J. Rose	at UCF	3/7/14
		L.J. Rose	Memphis	2/27/14
		L.J. Rose	at Memphis	1/23/14
		Adam Brown	at Sam Houston State	12/4/10
		Zamal Nixon	Alcorn State	11/14/10
		Desmond Wade	Memphis	2/24/10
		Desmond Wade	at Rice	1/6/10
		Desmond Wade	TCU	12/23/09
		Lanny Smith	Marshall	1/26/08
		Lanny Smith	VCU	11/26/05
		Lanny Smith	Florida Tech	11/22/05
		Lanny Smith	Southeastern Louisiana	12/18/04
		Brian Latham	Tulsa	2/18/06
Opp.	18	by Sean Colson	at Charlotte	2/28/98
		by Ralph Bobik	at Creighton	2/17/73

MULTIPLE 100-ASSIST SEASONS

Rk.	No.	Player	Years
t1.	4	Galen Robinson Jr.	2015-19
		Derrick Daniels	1988-92
t3.	3	DeJon Jarreau	2018-21
		Lanny Smith	2004-08
		Alvin Franklin	1983-86
		Reid Gettys	1982-85
		Rob Williams	1979-82
		Ken Ciolli	1976-79
t9.	2	L.J. Rose	2013-15
		Desmond Wade	2008-10
		Damon Jones	1995-97
		Anthony Goldwire	1992-94
		Kenneth Williams	1978-80
		Louis Dunbar	1972-74
		Steve Newsome	1971-73
		Poo Welch	1969-71
		Tom Gribben	1968-70
		George Reynolds	1967-69
		Joe Hamood	1964-66
t20.	1	Jamal Shead	2020 -



BLOCKED SHOTS

CAREER

BLOCKED SHOTS

Rk.	No.	Player	G	Years
1.	454	Hakeem Olajuwon	100	1980-84
2.	231	Dwight Davis	84	1969-72
3.	227	Greg Anderson	123	1983-87
4.	211	Bo Outlaw	61	1991-93
5.	209	TaShawn Thomas	96	2011-14
6.	160	Anwar Ferguson	55	2002-04
7.	155	Dwight Jones	54	1969-71
8.	137	Danrad Knowles	126	2013-17
9.	135	Maurice Pressley	79	1972-75
10.	133	Tim Moore	70	1993-96
11.	132	Larry Micheaux	123	1979-83
12.	131	Brison Gresham	99	2018-21
13.	130	Fabian White Jr.	149	2017-22
14.	107	George Williams	90	1999-02
15.	102	Rickie Winslow	124	1983-87
16.	100	David Marrs	102	1972-76

BLOCKED SHOTS AVERAGE (min. 50 games)

Rk.	Avg.	Player	Blks.	G	Years
1.	4.5	Hakeem Olajuwon	454	100	1980-84
2.	3.5	Bo Outlaw	211	61	1991-93
3.	2.91	Anwar Ferguson	160	55	2002-04
4.	2.87	Dwight Jones	155	54	1969-71
5.	2.8	Dwight Davis	231	84	1969-72
6.	2.2	TaShawn Thomas	209	96	2011-14
7.	1.90	Tim Moore	133	70	1993-96
8.	1.85	Greg Anderson	227	123	1983-87
9.	1.7	Maurice Pressley	130	79	1972-75
10.	1.6	Rolando Ferreira	195	61	1986-88
11.	1.5	Marcus Cousin	91	62	2007-09
12.	1.443	Jeremie McGuire	88	61	2001-03
13.	1.442	William Stringfellow	62	43	1997-99
14.	1.339	Alvaro Teheran	83	62	1989-91
15.	1.328	Dion Dowell	81	61	2006-08
16.	1.290	Maurice McNeil	80	62	2009-11
17.	1.27	Chris Harris Jr.	99	78	2017-20
18.	1.241	Anthony Knox	67	54	1995-97
19.	1.19	George Williams	107	90	1999-02
20.	1.16	Alandise Harris	66	57	2010-12
21.	1.09	Danrad Knowles	137	126	2013-17
22.	1.07	Larry Micheaux	132	123	1979-83
23.	1.02	Bertrand Nkali	56	55	2014-17
24.	1.0	Galen Robinson	96	96	1994-98

SEASON

BLOCKED SHOTS

Rk.	No.	Player	G	Years
1.	207	Hakeem Olajuwon	37	1983-84
2.	175	Hakeem Olajuwon	34	1982-83
3.	125	Dwight Davis	29	1970-71
4.	114	Bo Outlaw	30	1992-93
5.	111	Anwar Ferguson	27	2003-04
6.	106	Dwight Davis	27	1971-72
t7.	97	Dwight Jones	26	1972-73
		Bo Outlaw	31	1991-92
9.	90	TaShawn Thomas	33	2013-14
10.	83	Tim Moore	28	1994-95
11.	75	Greg Anderson	28	1985-86
t12.	72	Greg Anderson	30	1984-85
		Hakeem Olajuwon	29	1981-82
14.	69	Marcus Cousin	33	2008-09
15.	65	Carl Herrera	33	1989-90
16.	64	TaShawn Thomas	30	2011-12
17.	61	Chris Harris Jr.	30	2019-20
18.	58	Dwight Jones	27	1971-72
t19.	56	George Williams	32	2001-02
		Greg Anderson	30	1986-87

BLOCKED SHOTS AVERAGE

Rk.	Avg.	Player	Blks.	G	Years
1.	5.6	Hakeem Olajuwon	207	37	1983-84
2.	5.1	Hakeem Olajuwon	175	34	1982-83
3.	4.3	Dwight Davis	125	29	1970-71
4.	4.1	Anwar Ferguson	111	27	2003-04
5.	3.9	Dwight Davis	106	27	1971-72
6.	3.8	Bo Outlaw	114	30	1992-93
7.	3.6	Dwight Jones	97	26	1972-73
8.	3.1	Bo Outlaw	97	31	1991-92
9.	3.0	Tim Moore	85	28	1994-95
10.	2.73	TaShawn Thomas	90	33	2013-14
11.	2.68	Greg Anderson	75	28	1985-86
12.	2.5	Hakeem Olajuwon	72	29	1981-82
13.	2.4	Greg Anderson	72	30	1984-85
14.	2.15	Dwight Jones	58	27	1971-72
15.	2.13	TaShawn Thomas	64	30	2011-12
16.	2.09	Marcus Cousin	69	33	2008-09
17.	2.03	Chris Harris Jr.	61	30	2019-20
18.	1.97	Carl Herrera	65	33	1989-90
19.	1.87	Greg Anderson	56	30	1986-87
20.	1.85	Maurice Presley	48	26	1973-74

GAME

BLOCKED SHOTS

1.	16	Hakeem Olajuwon	Biscayne	12/3/83
2.	14	Dwight Jones	Houston Baptist	2/8/73
t3.	11	Hakeem Olajuwon	Louisiana-Lafayette	1/10/83
		Hakeem Olajuwon	Arkansas	1/22/83
		Hakeem Olajuwon	vs. NC State	4/4/83
		Hakeem Olajuwon	Texas	1/10/84
t7.	10	Bo Outlaw	Texas A&M	2/17/93
		Hakeem Olajuwon	vs. Arkansas	3/11/84
		Hakeem Olajuwon	vs. Rice	3/10/84
		Hakeem Olajuwon	at Texas A&M	1/14/84
		Hakeem Olajuwon	at Texas Tech	1/12/84
		Hakeem Olajuwon	Louisville	12/25/83
		Hakeem Olajuwon	Texas	2/15/83
t14.	8	Emmanuel Adeife	Florida Tech	11/22/05
		Anwar Ferguson	Texas A&M	12/27/03
		Anwar Ferguson	Chicago State	12/23/03
		Anwar Ferguson	Washington	12/20/03
t18.	7	TaShawn Thomas	at Louisiana	12/14/13
		TaShawn Thomas	Howard	11/21/13
		TaShawn Thomas	Lehigh	11/17/13
Opp.	10	Gerrick Morris	South Florida	2/21/04
		Robert Parrish	Centenary	2/1/73

STEALS

CAREER

STEALS

Rk.	No.	Player	G	Years
1.	268	Clyde Drexler	96	1980-83
2.	237	Ken Ciolli	129	1975-79
3.	217	Otis Birdsong	116	1973-77
4.	215	Michael Young	134	1980-84
5.	209	Kenneth Williams	126	1976-80
6.	207	Rickie Winslow	124	1983-87
7.	183	Oliver Lafayette	64	2005-07
8.	168	Aubrey Coleman	67	2008-10
9.	158	Craig Upchurch	126	1987-92
t10.	157	Galen Robinson Jr.	136	2015-19
		Rob Williams	88	1979-82
12.	148	Brian Latham	63	2004-06
13.	147	Kelvin Lewis	100	2007-10
14.	145	Lanny Smith	122	2003-08
15.	144	Ramon Dyer	100	2002-06
16.	137	Larry Micheaux	123	1979-83
17.	135	Derrick Daniels	124	1988-92
18.	134	Hakeem Olajuwon	100	1981-84
19.	133	Greg Anderson	123	1983-87
20.	129	Zamal Nixon	122	2007-11
21.	124	Alvin Franklin	125	1982-86
22.	122	Bo Outlaw	61	1991-93
23.	119	Eric Dickens	105	1981-85
24.	115	Anthony Goldwire	57	1992-94
25.	111	Dominic Smith	60	2000-02
t26.	110	Andre Owens	87	2002-05
		Cecil Rose	114	1974-78
t28.	109	George Williams	90	1999-02
		Randy Brown	57	1986-88
30.	105	Rob Gray	91	2015-18
t31.	103	Tim Moore	70	1993-96
		Maurice Presley	79	1972-75
33.	102	Damon Jones	81	1994-97
34.	101	Richard Hollis	62	1987-89
t35.	100	TaShawn Thomas	96	2011-14
		Desmond Wade	68	2008-10
		Robert McKiver	67	2006-08
		Jessie Drain	115	1991-95
**	85	Marcus Sasser	71	2019 –
**	83	Jamal Shead	64	2020 –

STEALS AVERAGE (min. 50 games)

Rk.	Avg.	Player	Stls.	G	Years
1.	2.9	Oliver Lafayette	183	64	2005-07
2.	2.8	Clyde Drexler	268	96	1980-83
3.	2.5	Aubrey Coleman	168	67	2008-10
4.	2.3	Brian Latham	148	63	2004-06
5.	2.001	Anthony Goldwire	115	57	1992-94
6.	2.0	Bo Outlaw	122	61	1991-93
7.	1.91	Randy Brown	109	57	1986-88
8.	1.87	Otis Birdsong	217	116	1973-77
9.	1.85	Dominic Smith	111	60	2000-02
10.	1.84	Ken Ciolli	237	129	1975-79
11.	1.78	Rob Williams	157	88	1979-82
12.	1.669	Rickie Winslow	207	124	1983-87
13.	1.659	Kenneth Williams	209	126	1976-80
14.	1.629	Richard Hollis	101	62	1987-89
15.	1.604	Michael Young	215	134	1980-84
16.	1.569	Gee Gervin	91	58	1998-00
17.	1.493	Robert McKiver	100	67	2006-08
18.	1.4714	Tim Moore	103	70	1993-96
19.	1.4706	Desmond Wade	100	68	2008-10
20.	1.470	Kelvin Lewis	147	100	2007-10
**	1.30	Jamal Shead	83	53	2019 –

SEASON

STEALS

Rk.	No.	Player	G	Years
1.	113	Clyde Drexler	34	1982-83
2.	105	Oliver Lafayette	31	2005-06
3.	97	Clyde Drexler	32	1981-82
4.	93	Aubrey Coleman	95	2009-10
5.	84	Brian Latham	32	2004-05
t6.	78	Oliver Lafayette	33	2006-07
		Ken Ciolli	33	1977-78
8.	77	Randy Brown	29	1987-88
t9.	75	Aubrey Coleman	32	2008-09
		Ken Ciolli	31	1978-79
11.	72	Steve Newsome	27	1972-73
t12.	69	Eric Dickens	30	1984-85
		Otis Birdsong	36	1976-77
14.	68	Bo Outlaw	30	1992-93
15.	67	Kenneth Williams	31	1978-79
16.	66	Michael Young	37	1983-84
17.	65	Dominic Smith	29	2000-01
18.	64	Brian Latham	31	2005-06
t19.	63	Kelvin Lewis	35	2009-10
		Ramon Dyer	32	2004-05
		Donnell Hayes	26	1973-74
22.	62	Rob Williams	30	1980-81
23.	61	Hakeem Olajuwon	37	1983-84
t24.	60	Rickie Winslow	37	1983-84
		Ken Ciolli	37	1976-77

STEALS AVERAGE

Rk.	No.	Player	Stls.	G	Years
1.	3.4	Oliver Lafayette	105	31	2005-06
2.	3.3	Clyde Drexler	113	34	1982-83
3.	3.0	Clyde Drexler	97	32	1981-82
4.	2.667	Steve Newsome	72	27	1972-73
5.	2.657	Aubrey Coleman	93	35	2009-10
6.	2.655	Randy Brown	77	29	1987-88
7.	2.6	Brian Latham	84	32	2004-05
8.	2.423	Donnell Hayes	63	26	1973-74
9.	2.419	Ken Ciolli	75	31	1978-79
t10.	2.36	Oliver Lafayette	78	33	2006-07
		Ken Ciolli	78	33	1977-78
12.	2.344	Aubrey Coleman	75	32	2008-09
13.	2.30	Eric Dickens	69	30	1984-85
14.	2.27	Bo Outlaw	68	30	1992-93
15.	2.24	Dominic Smith	65	29	2000-01
16.	2.23	Otis Birdsong	58	26	1974-75
17.	2.15	Anthony Goldwire	58	27	1993-94
18.	2.067	Rob Williams	62	30	1980-81
19.	2.065	Brian Latham	64	31	2005-06
20.	1.97	Ramon Dyer	63	32	2004-05

SINGLE-GAME

STEALS

1.	11	Clyde Drexler	at Syracuse	12/11/82
t2.	8	Jamal Shead	Our Lady of the Lake	2/6/21
		Oliver Lafayette	BYU	3/15/06
		Dominic Smith	Charlotte	2/4/01
		Ken Ciolli	vs. Illinois State	3/14/77
		Ken Ciolli	Texas Lutheran	12/7/77
		Ken Ciolli	Xavier	12/16/77
		Cecil Rose	Houston Baptist	1/2/76
t8.	7	Aubrey Coleman	Tulsa	1/9/10
		Aubrey Coleman	vs. San Diego	11/27/09
		Aubrey Coleman	at Toledo	12/20/08
		Brian Latham	USF	2/16/05
		Bernard Smith	Southern Miss	3/1/00
		Rickie Winslow	at UTSA	12/5/85
		Eric Dickens	at TCU	1/3/85
		Michael Young	Arkansas	2/26/84
		Clyde Drexler	vs. TCU	3/12/83
		Clyde Drexler	UC Santa Barbara	12/15/81
Opp.	10	by B.J. Tyler	Texas	1/29/94



WINS

CAREER

WINS

Rk.	No.	Player	Record	Years
1.	121	Fabian White Jr.	121-28	2017-22
2.	109	Michael Young	109-25	1980-84
3.	103	Galen Robinson Jr.	103-33	2015-19
4.	95	Reid Gettys	95-25	1981-85
5.	90	Alvin Franklin	90-35	1982-86
	89	Larry Micheaux	89-34	1979-83
t7.	87	George Walker	87-42	1975-79
		Ken Ciolli	87-42	1975-79
t9.	85	Derrick Daniels	85-39	1988-92
		Craig Upchurch	85-41	1987-92

CONFERENCE WINS

Rk.	No.	Player	Record	Years
1.	61	Fabian White Jr. (American)	61-15	2017-22
2.	54	Galen Robinson Jr. (American)	54-18	2015-19
3.	52	Michael Young (SWC)	52-12	1980-84
4.	47	Alvin Franklin (SWC)	47-17	1982-86
5.	45	Larry Micheaux (SWC)	45-19	1979-83
6.	44	Reid Gettys (SWC)	44-16	1981-85
t7.	42	Derrick Daniels (SWC)	42-20	1988-92
		Hakeem Olajuwon (SWC)	42-6	1981-84
		Craig Upchurch (SWC)	42-20	1987-92
t10.	40	Greg Anderson (SWC)	40-24	1983-87
		Rickie Winslow (SWC)	40-24	1983-87

SEASON

WINS

Rk.	No.	Player	Season
t1.	33	Cedrick Alley Jr., Breanon Brady, Armoni Brooks, Corey Davis Jr., Brison Gresham, Nate Hinton, Galen Robinson, Jr.	2018-19
t8.	32	Fabian White Jr., Josh Carlton, J'Wan Roberts, Jamal Shead Alvin Franklin, Reid Gettys, Hakeem Olajuwon, Rickie Winslow, Michael Young	2021-22 1983-84 1983-84
t13.	31	Reggie Chaney, Kyler Edwards Clyde Drexler, Reid Gettys, Larry Micheaux, Hakeem Olajuwon Michael Young Don Chaney, Elvin Hayes, Theodis Lee, Vern Lewis, Ken Spain	2021-22 1982-83 1967-68 (31-2)
23.	30	Taze Moore Greg Anderson	2021-22 1983-84

CONFERENCE WINS

Rk.	No.	Player	Season
t1.	16	Cedrick Alley Jr., Breanon Brady, Armoni Brooks, Corey Davis Jr. Brison Gresham, Nate Hinton, DeJon Jarreau, Galen Robinson Jr., Fabian White Jr. Benny Anders, Clyde Drexler, Alvin Franklin, Reid Gettys, Larry Micheaux, Hakeem Olajuwon, David Rose, Michael Young	2018-19 1982-83
t18.	15	Josh Carlton, Reggie Chaney, Taze Moore, J'Wan Roberts, Jamal Shead, Ramon Walker Jr., Fabian White Jr. Greg Anderson, Eric Dickens, Alvin Franklin, Reid Gettys, Hakeem Olajuwon, Rickie Winslow, Michael Young	2021-22 1983-84 1983-84

WINNINGEST 4-YEAR CLASSES

Rk.	Wins	Years (Records)	Seniors in Final Season
1.	116	18-19 (33-4), 19-20 (23-8), 20-21 (28-4), 21-22 (32-6)	Fabian White Jr., Josh Carlton, Tyler Edwards Taze Moore
2.	111	17-18 (27-8), 18-19 (33-4), 19-20 (23-8), 20-21 (28-4)	Justin Gorham, Brison Gresham, DeJon Jarreau
3.	109	80-81 (21-9), 81-82 (25-8), 82-83 (31-3), 83-84 (32-5)	Derek Giles, Michael Young
t4.	104	16-17 (21-11), 17-18 (27-8), 18-19 (33-4), 19-20 (23-8)	Chris Harris Jr.
	104	81-82 (25-8), 82-83 (31-3), 83-84 (32-5), 84-85 (16-14)	Marvin Alexander, Benny Anders, Braxton Clark, Eric Dickens, Reid Gettys
6.	103	15-16 (22-10), 16-17 (21-11), 17-18 (27-8), 18-19 (33-4)	Breaon Brady, Corey Davis Jr., Landon Goesling, Galen Robinson Jr.
7.	100	64-65 (19-10), 65-66 (23-6), 66-67 (27-4), 67-68 (31-2)	Don Chaney, Elvin Hayes, Vern Lewis
8.	99	66-67 (27-4), 67-68 (31-2), 68-69 (16-10), 69-70 (25-5)	Melvin Bell, Tom Gribben, Ollie Taylor
9.	97	65-66 (23-6), 66-67 (27-4), 67-68 (31-2), 68-69 (16-10)	Billy Bane, Niemer Hamood, Theodis Lee, George Reynolds, Ken Spain
10.	94	67-68 (31-2), 68-69 (16-10), 69-70 (25-5), 70-71 (22-7)	Mars Evans, Poo Welch
11.	93	82-83 (31-3), 83-84 (32-5), 84-85 (16-14), 85-86 (14-14)	Alvin Franklin, Earl Small, Renaldo Thomas
12.	91	79-80 (14-14), 80-81 (21-9), 81-82 (25-8), 82-83 (31-3)	David Bunce, Larry Micheaux, David Rose, Bryan Williams
13.	90	69-70 (25-5), 70-71 (22-7), 71-72 (20-7), 72-73 (23-4)	Jerry Bonney, Clay Hoster, Steve Newsome, Doug Worrell
14.	89	89-90 (25-8), 90-91 (18-11), 91-92 (25-6), 92-93 (21-9)	David Diaz, Darrell Grayson, Craig Lillie, Bo Outlaw, Derrick Smith
t15.	87	75-76 (17-11), 76-77 (29-8), 77-78 (25-8), 78-79 (16-15)	Ken Ciolli, Cedric Fears, George Walker
	87	74-75, 75-76 (17-11), 76-77 (29-8), 77-78 (25-8)	Cecil Rose, Mike Schultz, Charles Thompson, Mark Trammel
t17.	85	88-89 (17-14), 89-90 (25-8), 90-91 (18-11), 91-92 (25-6)	Derrick Daniels, Roger Fernandes, Sam Mack, Craig Upchurch
	85	63-64 (16-10), 64-65 (19-10), 65-66 (23-6), 66-67 (27-4)	Andrew Benson, Gary Grider, Bob Hayward, Don Kruse, Leary Lentz
t19.	84	05-06 (21-10), 06-07 (18-15), 07-08 (24-10), 08-09 (21-12)	Marcus Cousin, DaShaun Williams
	84	76-77 (29-8), 77-78 (25-8), 78-79 (16-15), 79-80 (14-14)	Victor Ewing, Byron Gibson, Marshall Sauls, Kenneth Williams

Bold – Played 4+ seasons at Houston
(3+years for those who played before freshmen eligibility)

RECORDS



GAMES

CAREER

GAMES PLAYED

Rk.	No.	Player	Years
1.	149	Fabian White Jr.	2017-22
2.	136	Galen Robinson Jr.	2015-19
3.	134	Michael Young	1980-84
t4.	129	Ken Ciolli	1975-79
		George Walker	1975-79
t6.	126	Danrad Knowles	2013-17
		Craig Upchurch	1987-92
		Kenneth Williams	1976-80
9.	125	Alvin Franklin	1982-86
t10.	124	Derrick Daniels	1988-92
		Rickie Winslow	1983-87
t12.	123	Greg Anderson	1983-87
		Larry Micheaux	1979-83
t14.	122	Zamal Nixon	2007-11
		Lanny Smith	2003-08
16.	120	Reid Gettys	1981-85
17.	119	Marcus Oliver	1999-04
18.	118	Charles Thompson	1974-78
19.	116	Otis Birdsong	1973-77
20.	115	Jessie Drain	1991-95
21.	114	Cecil Rose	1974-78
22.	113	Chad Hendrick	1997-01
23.	112	LeRon Barnes	2011-16
24.	108	Bryan Shelton	2001-05
25.	106	Roger Fernandes	1987-92
26.	105	Eric Dickens	1981-85
t27.	102	Tyrone Evans	1990-95
		David Marrs	1972-76
29.	101	Mikhail McLean	2010-15
t30.	100	Armoni Brooks	2016-19
		Ramon Dyer	2002-06
		Kelvin Lewis	2007-10
		Hakeem Olajuwon	1981-84

CONFERENCE GAMES PLAYED

Rk.	No.	Player	Years
1.	76	Fabian White Jr. (American)	2017-22
t2.	72	Galen Robinson Jr. (American)	2015-19
		Danrad Knowles (American)	2013-17
t4.	64	Michael Young (SWC)	1980-84
		Alvin Franklin (SWC)	1980-84
		Larry Micheaux (SWC)	1979-83
		Greg Anderson (SWC)	1983-87
		Rickie Winslow (SWC)	1983-87
		George Walker (SWC)	1975-79
		Ken Ciolli (SWC)	1975-79
t11.	62	Derrick Daniels (SWC)	1988-92
		Craig Upchurch (SWC)	1987-92
		Kenneth Williams (SWC)	1976-80

GAMES STARTED

Rk.	No.	Player	Years
1.	129	Michael Young	1980-84
2.	126	Craig Upchurch	1987-92
3.	124	Derrick Daniels	1988-92
4.	123	Rickie Winslow	1983-87
5.	119	Galen Robinson Jr.	2015-19
6.	113	Lanny Smith	2003-08
7.	112	Alvin Franklin	1982-86
8.	107	Larry Micheaux	1979-83
9.	96	TaShawn Thomas	2011-14
t10.	95	Clyde Drexler	1980-83
11.	94	Greg Anderson	1983-87
12.	91	Kelvin Lewis	2007-10
13.	90	Fabian White Jr.	2017-22
14.	88	George Williams	1999-02
15.	87	Kenny Younger	1997-00
t16.	86	Rob Williams	1979-82
17.	85	Andre Owens	2002-05
18.	82	Jack Foster	1953-56
19.	79	Danrad Knowles	2013-17
20.	78	Jessie Drain	1991-95

CONFERENCE GAMES STARTED

Rk.	No.	Player	Years
1.	66	Galen Robinson Jr. (American)	2015-19
2.	64	Rickie Winslow (SWC)	1983-87
3.	63	Michael Young (SWC)	1980-84
		Craig Upchurch (SWC)	1987-92
t4.	62	Derrick Daniels (SWC)	1988-92
		Craig Upchurch (SWC)	1987-92
6.	60	Alvin Franklin (SWC)	1982-86
7.	56	Lanny Smith (C-USA)	2003-08
8.	55	Larry Micheaux (SWC)	1979-83
9.	51	Fabian White Jr. (American)	2017-22
t10.	50	Danrad Knowles (American)	2013-17
		TaShawn Thomas (C-USA, American)	2011-14

SEASON

GAMES PLAYED

Rk.	No.	Player	Years
1.	38	Josh Carlton, J'Wan Roberts, Jamal Shead, Fabian White Jr.	2021-22
t5.	37	Cedrick Alley Jr., Breanon Brady, Armoni Brooks, Corey Davis Jr., Brison Gresham, Nate Hinton, Galen Robinson Jr.	2018-19
		Alvin Franklin, Reid Gettys, Hakeem Olajuwon, Rickie Winslow, Michael Young	1983-84
		Ken Ciolli, Cecil Rose, Mike Schultz, Charles Thompson, Mark Trammel, George Walker	1976-77

GAMES STARTED

Rk.	No.	Player	Years
1.	38	Fabian White Jr.	2021-22
t2.	37	Kyler Edwards	2021-22
		Galen Robinson Jr.	2018-19
		Alvin Franklin, Hakeem Olajuwon, Michael Young	1983-84
t7.	36	Breaon Brady, Armoni Brooks, Corey Davis Jr.	2018-19
		Rickie Winslow	1983-84
t11.	35	Devin Davis	2017-18
		Aubrey Coleman, Kelvin Lewis	2009-10



MINUTES

CAREER

MINUTES PLAYED

Rk.	No.	Player	G	Years
1.	4,498	Michael Young	134	1980-84
2.	4,087	Rickie Winslow	124	1983-87
3.	4,065	Derrick Daniels	124	1988-92
4.	4,062	Otis Birdsong	116	1973-77
5.	3,916	Craig Upchurch	126	1987-92
6.	3,830	Alvin Franklin	125	1982-86
7.	3,773	Galen Robinson Jr.	136	2015-19
8.	3,535	Lanny Smith	122	2003-08
9.	3,457	Greg Anderson	123	1983-87
10.	3,418	Larry Micheaux	123	1979-83
11.	3,335	Elvin Hayes	93	1965-68
12.	3,299	Kelvin Lewis	100	2007-10
13.	3,255	Clyde Drexler	96	1980-83
14.	3,161	Fabian White Jr.	149	2017-22
15.	3,129	Rob Williams	88	1979-82
16.	3,115	Andre Owens	87	2002-05
17.	3,039	George Williams	90	1999-02
18.	3,036	Dwight Davis	84	1969-72
19.	2,961	TaShawn Thomas	96	2011-14
20.	2,775	Rob Gray	91	2015-18
21.	2,752	Reid Gettys	120	1981-85
22.	2,751	Danrad Knowles	126	2013-17
23.	2,721	Hakeem Olajuwon	100	1981-84
24.	2,687	Marcus Oliver	119	1999-04
25.	2,675	Don Chaney	90	1965-68
26.	2,613	Galen Robinson	96	1994-98
27.	2,608	Damon Jones	81	1994-97
28.	2,569	Jherrod Stiggers	97	2011-15
29.	2,545	Steve Newsome	83	1970-73
30.	2,502	Kenneth Williams	126	1976-80

MINUTES AVERAGE

Rk.	Avg.	Player	Min.	G	Years
1.	37.2	Ollie Taylor	2,086	56	1968-70
2.	37.1	Poo Welch	2,190	59	1969-71
3.	36.9	Anthony Goldwire	2,105	57	1992-94
4.	36.14	Dwight Davis	3,036	84	1969-72
5.	36.10	Robert McKiver	2,419	67	2006-08
6.	35.9	Elvin Hayes	3,335	93	1965-68
7.	35.8	Andre Owens	3,115	87	2002-05
8.	35.6	Robert Williams	3,129	88	1979-82
9.	35.02	Otis Birdsong	4,062	116	1973-77
10.	34.96	Aubrey Coleman	2,342	67	2008-10
11.	34.9	Dwight Jones	1,884	54	1971-73
12.	34.4	Oliver Lafayette	2,200	64	2005-07
13.	34.0	Dominic Smith	2,039	60	2000-02
14.	33.9	Clyde Drexler	3,255	96	1980-83
15.	33.9	Louis Truscott	2,033	60	2001-03
16.	33.8	George Williams	3,039	90	1999-02
17.	33.6	Michael Young	4,498	134	1980-84
18.	33.0	Kelvin Lewis	3,299	100	2007-10
19.	33.0	Rickie Winslow	4,087	124	1983-87
20.	32.8	Derrick Daniels	4,065	124	1988-92
21.	32.8	Shamahn McBride	1,770	54	1996-98
22.	32.6	Damyean Dotson	2,089	64	2015-17
23.	32.2	Damon Jones	2,608	81	1994-97
24.	31.9	Tim Moore	2,234	70	1993-96
25.	31.8	Darian Thibodeaux	1,905	60	2010-12

SEASON

MINUTES PLAYED

Rk.	No.	Player	G	Years
1.	1,354	Michael Young	37	1983-84
2.	1,342	Otis Birdsong	36	1976-77
3.	1,293	Aubrey Coleman	35	2009-10
4.	1,278	Kelvin Lewis	35	2009-10
5.	1,270	Elvin Hayes	33	1967-68
6.	1,261:44	Kyler Edwards	37	2021-22
7.	1,260	Hakeem Olajuwon	37	1983-84
8.	1,236	Robert McKiver	33	2006-07
9.	1,223	Corey Davis Jr.	37	2018-19
10.	1,218	Kelvin Lewis	33	2008-09
11.	1,204	Alvin Franklin	37	1983-84
12.	1,188	Ken Spain	33	1967-68
13.	1,186	Clyde Drexler	34	1982-83
14.	1,183	Robert McKiver	34	2007-08
15.	1,181	Oliver Lafayette	33	2006-07
16.	1,171	Rob Williams	30	1980-81
17.	1,153	Ollie Taylor	30	1969-70
18.	1,136	Armoni Brooks	37	2018-19
19.	1,131	Poo Welch	29	1970-71
20.	1,119	Elvin Hayes	31	1966-67

MINUTES AVERAGE

Rk.	No.	Player	Min.	G	Years
1.	39.03	Robert Williams	1,171	30	1980-81
2.	39.0	Poo Welch	1,131	29	1970-71
3.	38.8	Alvin Franklin	1,085	28	1985-86
4.	38.6	Otis Birdsong	1,082	28	1975-76
5.	38.5	Elvin Hayes	1,270	33	1967-68
6.	38.4	Ollie Taylor	1,153	30	1969-70
7.	37.7	Greg Anderson	1,055	28	1985-86
8.	37.6	Dwight Davis	1,014	27	1971-72
9.	37.5	David Marrs	1,050	28	1975-76
10.	37.45	Robert McKiver	1,236	33	2006-07
11.	37.3	Otis Birdsong	1,342	26	1976-77
12.	37.1	Otis Birdsong	965	26	1974-75
13.	37.0	Dwight Davis	1,074	29	1970-71
14.	37.0	Anthony Goldwire	1,110	30	1992-93
15.	37.0	Andre Owens	998	27	2003-04
16.	36.9	Aubrey Coleman	1,293	35	2009-10
17.	36.9	Kelvin Lewis	1,218	33	2008-09
18.	36.9	Anthony Goldwire	995	27	1993-94
19.	36.6	Michael Young	1,354	37	1983-84
20.	36.5	Kelvin Lewis	1,278	35	2009-10

GAME

MINUTES PLAYED

1.	60 – 40T	Clyde Drexler	at TCU	2/17/81
2.	56 – 40T	Robert Williams	at TCU	2/17/81
3.	55 – 30T	Robert Williams	at SMU	1/13/81
4.	51 – 30T	Joseph Young	at Tulsa	2/16/13
t5.	50 – 30T	TaShawn Thomas	at Tulsa	2/16/13
	50 – 20T	Rickie Winslow	Texas Tech	2/5/86
	50 – 20T	Alvin Franklin	Texas Tech	2/5/86
	50 – 30T	Larry Rogers	Arkansas	2/9/80
9.	49:31 – 20T	Jamal Shead	at Wichita State	2/20/22
10.	49 – 30T	Anwar Ferguson	Southern Miss	2/3/04
11.	48:40 – 20T	Kyler Edwards	at Wichita State	2/20/22
12.	48 – 30T	Andre Owens	Southern Miss	2/3/04

SWC Postseason Classic (Dallas)

13.	47 – 20T	Derrick Daniels	vs. TCU	3/14/92
t14.	46 – 20T	Damon Jones	Tulsa	12/4/96
	46 – 40T	Michael Young	at TCU	2/17/81
	46 – 30T	Robert Williams	Arkansas	2/9/80
t17.	45 – 30T	Jherrod Stiggers	at Tulsa	2/16/13
	45 – 30T	Lanny Smith	Southern Miss	2/3/04
	45 – 40T	Larry Micheaux	at TCU	2/17/81
	45 – 30T	Kenneth Williams	Arkansas	2/9/80
	45 – 20T	Ollie Taylor	Creighton	2/7/70
21.	44 – 30T	Victor Ewing	Arkansas	2/9/80

MISCELLANEOUS RECORDS

MARGIN of VICTORY

Rk.	No.	Opponent	Score	Date
1.	77	Valparaiso	158-81	Feb. 24, 1968
2.	69	Florida Tech	131-62	Nov. 22, 2005
t3.	67	Bryant	111-44	Dec. 3, 2021
	67	Texas Lutheran	145-78	Dec. 8, 1981
5.	66	Our Lady of the Lake	112-46	Feb. 6, 2021
6.	64	St. Mary's (Texas)	122-58	Feb. 15, 1967
7.	60	St. Mary's (Texas)	120-60	Dec. 4, 1978
8.	59	Trinity	116-57	Feb. 22, 1973
t9.	57	Trinity	124-67	Dec. 11, 1976
	57	UNLV	130-73	Jan. 20, 1971
11.	56	St. Mary's (Texas)	109-53	Jan. 17, 1966
12.	55	UT Arlington	130-75	Feb. 22, 1968
13.	54	Texas Lutheran	129-65	Dec. 19, 1983
t14.	53	Hawai'i (Loa)	102-47	Nov. 30, 1989
	53	Southwestern	140-87	Feb. 12, 1966
	53	Trinity	99-46	Feb. 16, 1963
t17.	52	Houston Baptist	103-51	Jan. 5, 1978
	52	at Trinity	139-87	Feb. 9, 1965
t19.	51	East Carolina	109-58	Feb. 25, 2018
	51	at Centenary	107-56	Feb. 10, 1968
	51	Texas Wesleyan	125-74	Feb. 13, 1963

MARGIN of DEFEAT

Rk.	No.	Opponent	Score	Date
1.	47	at #12/17 Washington	63-110	Dec. 24, 2004
2.	45	at Arkansas	47-92	Jan. 5, 1976
3.	39	at #18/14 Louisville	52-91	Jan. 16, 2014
4.	38	at UAB	78-116	Jan. 9, 1999
t5.	37	at UConn	43-80	Jan. 30, 2014
		at #4/3 Cincinnati	78-115	Dec. 22, 1998
t7.	36	at #1/ UCLA	64-100	Jan. 18 1969
		at #10/ Bradley	80-116	Jan. 11, 1957
		at #7/ Cincinnati	57-93	Jan. 13, 1957
t10.	35	at Cincinnati	50-85	Feb. 24, 2001
		at #3/ Kentucky	76-111	Dec. 29, 1956
t12.	34	Memphis	55-89	Jan. 14, 2012
		UAB	70-104	Feb. 21, 1998
		at Missouri	62-96	Feb. 13, 1954
t15.	33	#9/ Purdue	53-86	Jan. 10, 1998
		at #11/ Cincinnati	64-97	Feb. 18, 1997
		at UALR	67-100	Nov. 30, 1988
t18.	32	Texas	78-110	Jan. 29, 1994
		vs. #2/ UCLA	69-101	March 22, 1968
t20.	31	at USF	57-88	Feb. 26, 2002
		at #17/Tulsa	60-91	Jan. 6, 1953

CONSECUTIVE WINNING SEASONS

Rk.	No.	Seasons
1.	20	1959-60 through 1978-79
t2.	7	2015-16 – present
	7	1986-87 through 1992-93
4.	6	2004-05 through 2009-10
5.	5	1980-81 through 1984-85
t6.	2	1954-55 through 1955-56
	2	1946 through 1946-47

CONSECUTIVE NON-LOSING SEASONS

Rk.	No.	Seasons
1.	34	1959-60 through 1992-93
2.	7	2015-16 – present
3.	6	2004-05 through 2009-10
4.	5	1946 through 1949-50
5.	3	2011-12 through 2013-14
6.	2	1954-55 through 1955-56

30-WIN SEASONS

Rk.	Rec.	Season	Head Coach
1.	33-4	2018-19	Kelvin Sampson
t2.	32-7	2021-22	Kelvin Sampson
	32-5	1983-84	Guy V. Lewis
t4.	31-3	1982-83	Guy V. Lewis
	31-2	1967-68	Guy V. Lewis

25-WIN SEASONS

Rk.	Rec.	Season	Head Coach
1.	33-4	2018-19	Kelvin Sampson
t2.	32-6	2021-22	Kelvin Sampson
	32-5	1983-84	Guy V. Lewis
t4.	31-3	1982-83	Guy V. Lewis
	31-2	1967-68	Guy V. Lewis
6.	29-8	1976-77	Guy V. Lewis
7.	28-4	2020-21	Kelvin Sampson
t8.	27-8	2017-18	Kelvin Sampson
	27-4	1966-67	Guy V. Lewis
t10.	25-6	1991-92	Pat Foster
	25-8	1989-90	Pat Foster
	25-8	1981-82	Guy V. Lewis
	25-8	1977-78	Guy V. Lewis
	25-5	1969-70	Guy V. Lewis

20-WIN SEASONS

Rk.	Rec.	Season	Head Coach
1.	33-4	2018-19	Kelvin Sampson
t2.	32-6	2021-22	Kelvin Sampson
	32-5	1983-84	Guy V. Lewis
t4.	31-3	1982-83	Guy V. Lewis
	31-2	1967-68	Guy V. Lewis
6.	29-8	1976-77	Guy V. Lewis
7.	28-4	2020-21	Kelvin Sampson
t8.	27-8	2017-18	Kelvin Sampson
	27-4	1966-67	Guy V. Lewis
t10.	25-6	1991-92	Guy V. Lewis
	25-8	1989-90	Guy V. Lewis
	25-8	1981-82	Guy V. Lewis
	25-8	1977-78	Guy V. Lewis
	25-5	1969-70	Guy V. Lewis
15.	24-10	2007-08	Tom Penders
t16.	23-8	2018-19	Kelvin Sampson
	23-4	1972-73	Guy V. Lewis
	23-6	1965-66	Guy V. Lewis
t19.	22-10	2015-16	Kelvin Sampson
	22-7	1970-71	Guy V. Lewis
t21.	21-11	2016-17	Kelvin Sampson
	21-12	2008-09	Tom Penders
	21-10	2005-06	Tom Penders
	21-9	1992-93	Pat Foster
	21-9	1980-81	Guy V. Lewis
	21-6	1961-62	Guy V. Lewis
t27.	20-13	2012-13	James Dickey
	20-7	1971-72	Guy V. Lewis

CONSECUTIVE 30-WIN SEASONS

Rk.	No.	Seasons
1.	2	1982-83 through 1983-84

CONSECUTIVE 20-WIN SEASONS

Rk.	No.	Seasons
1.	7	2015-16 – present
t2.	4	1980-81 through 1983-84
	4	1969-70 through 1972-73
4.	3	1965-66 through 1967-68
t5.	2	2007-08 through 2008-09
	2	1991-92 through 1992-93
	2	1976-77 through 1977-78

VICTORIES – 4-YEAR PERIOD

Rk.	No.	Seasons
1.	116	2018-19 through 2021-22
2.	111	2017-18 through 2020-21
3.	109	1980-81 through 1983-84
t4.	104	2016-17 through 2019-20
	104	1981-82 through 1984-85
6.	103	2015-16 through 2018-19
7.	100	1964-65 through 1967-68
8.	99	1966-67 through 1969-70
9.	97	1965-66 through 1968-69
10.	94	1967-68 through 1970-71

VICTORIES – 3-YEAR PERIOD

Rk.	No.	Seasons
1.	88	1981-82 through 1983-84
2.	84	2018-19 through 2020-21
t3.	83	2019-20 through 2021-22
	83	2017-18 through 2019-20
t5.	81	2016-17 through 2018-19
	81	1965-66 through 1967-68
7.	79	1982-83 through 1984-85
8.	77	1980-81 through 1982-83
9.	74	1966-67 through 1968-69
10.	72	1967-68 through 1969-70

VICTORIES – 2-YEAR PERIOD

Rk.	No.	Seasons
1.	63	1983-83 through 1983-84
t2.	60	2020-21 through 2021-22
	60	2017-18 through 2018-19
4.	58	1966-67 through 1967-68
t5.	56	2018-19 through 2019-20
		1981-82 through 1982-83
7.	54	1976-77 through 1977-78
8.	51	2019-20 through 2020-21
9.	50	1965-66 through 1966-67
10.	48	2016-17 through 2017-18
		1983-84 through 1984-85



TEAM SEASON RECORDS

GAMES PLAYED

1.	38	2021-22
t2.	37	2018-19
		1976-77
		1983-84
t5.	34	2007-08
		1982-83
t7.	35	2017-18
		2009-10
t9.	33	2013-14
		2012-13
		2008-09
		1981-82
		1989-90
		1967-68
		2006-07
		1977-78
		2001-02

WINS

1.	33	33-4	2018-19
t2.	32	32-6	2021-22
	32	32-5	1983-84
t4.	31	31-3	1982-83
		31-2	1967-68
	29	29-8	1976-77
7.	28	28-4	2020-21
t8.	27	27-8	2017-18
		27-4	1966-67
t10.	25	25-6	1991-92
		25-8	1989-90
		25-8	1981-82
		25-8	1977-78
		25-5	1969-70

LOSSES

1.	22	9-22	1999-00
t2.	20	8-20	2003-04
		9-20	1997-98
t4.	19	13-19	2014-15
		9-19	1994-95
		8-19	1993-94
t7.	18	12-18	2010-11
		9-18	2003-04
t9.	18	10-17	1998-99
		11-17	1950-51

POINTS

1.	3,482	1976-77
2.	3,226	1967-68
3.	3,015	1977-78
4.	2,845	1965-66
5.	2,844	2021-22
6.	2,800	1982-83
7.	2,787	2018-19
8.	2,770	1983-84
9.	2,765	1966-67
10.	2,751	2009-10

SCORING AVERAGE

1.	98.1	2,845-29	1965-66
2.	97.8	3,226-33	1967-68
3.	94.1	3,482-37	1976-77
4.	92.6	2,407-26	1974-75
5.	92.6	2,499-27	1971-72
6.	91.6	2,748-30	1969-70
7.	91.6	2,472-27	1972-73
8.	91.4	2,527-33	1977-78
9.	89.5	2,328-26	1973-74
10.	89.2	2,765-31	1966-67

FIELD GOALS MADE

1.	1,419	1976-77
2.	1,352	1967-68
3.	1,227	1977-78
4.	1,186	1982-83
5.	1,160	1965-66
6.	1,128	1966-67
7.	1,115	1983-84
8.	1,105	1981-82
9.	1,080	1972-73
10.	1,055	1969-70

FIELD GOALS ATTEMPTS

1.	2,808	1967-68
2.	2,744	1976-77
3.	2,459	1966-67
4.	2,431	1977-78
5.	2,388	1965-66
6.	2,282	2009-10
7.	2,267	2021-22
8.	2,259	1969-70
9.	2,242	1972-73
10.	2,232	1982-83

FIELD GOAL PERCENTAGE

1.	.531	1,186-2,232	1982-83
2.	.523	1,115-2,130	1983-84
3.	.523	1,105-2,113	1981-82
4.	.517	1,419-2,744	1976-77
5.	.513	946-1,844	1980-81
6.	.512	1,006-1,965	1974-75
7.	.505	1,227-2,431	1977-78
8.	.503	953-1,893	1984-85
9.	.495	993-2,005	1989-90
10.	.492	847-1,721	1985-86

3-POINT FIELD GOALS MADE

1.	375	2007-08
2.	333	2018-19
3.	330	2006-07
4.	298	2021-22
5.	297	2017-18
6.	290	2009-10
7.	286	2005-06
8.	268	2016-17
9.	279	2004-05
10.	259	2014-15

3-POINT FIELD GOAL ATTEMPTS

1.	1,039	2007-08
2.	1,009	2006-07
3.	939	2018-19
4.	881	2021-22
5.	854	2005-06
6.	831	2004-05
7.	814	2009-10
8.	809	2014-15
9.	768	2017-18
10.	681	2016-17

3-POINT FIELD GOAL PERCENTAGE

1.	.425	150-353	1989-90
2.	.395	94-238	1986-87
3.	.394	268-281	2016-17
4.	.389	176-452	2010-11
5.	.387	297-768	2017-18
6.	.383	149-389	2001-02
7.	.383	162-423	1987-88
8.	.372	140-376	1996-97
9.	.367	212-578	2013-14
10.	.364	209-574	1990-91

FREE THROWS MADE

1.	644	1976-77
2.	638	1969-70
3.	599	1954-55
4.	596	1956-57
5.	593	1953-54
6.	582	1965-66
7.	566	2001-02
8.	562	2008-09
9.	561	1977-78
10.	555	2012-13

FREE THROWS ATTEMPTS

1.	950	1976-77
2.	891	1969-70
3.	874	1983-84
4.	862	1953-54
5.	856	1954-55
6.	850	1967-68
7.	835	1956-57
8.	831	2001-02
9.	815	1955-56
10.	813	1966-67
		1960-61

FREE THROW PERCENTAGE

1.	.770	552-717	2007-08
2.	.746	562-753	2008-09
3.	.744	582-782	1965-66
4.	.730	449-615	2019-20
5.	.723	536-741	1957-58
6.	.718	484-674	2017-18
7.	.717	390-544	2016-17
8.	.716	638-891	1969-70
9.	.715	457-639	2006-07
10.	.714	596-835	1956-57

REBOUNDS

1.	2,074	1967-68
2.	1,862	1966-67
3.	1,662	1976-77
4.	1,567	1965-66
5.	1,564	1969-70
6.	1,523	1970-71
7.	1,515	1971-72
8.	1,502	2018-19
9.	1,482	2021-22
10.	1,480	1977-78

REBOUNDING AVERAGE

1.	62.8	2,074-33	1967-68
2.	60.1	1,862-31	1966-67
3.	56.1	1,515-27	1971-72
4.	54.7	1,477-27	1972-73
5.	54.0	1,567-29	1965-66
6.	52.5	1,523-29	1970-71
7.	52.1	1,564-30	1969-70
8.	51.0	1,327-26	1968-69
9.	49.9	1,297-26	1973-74
10.	49.2	1,279-26	1955-56

ASSISTS

1.	745	1976-77
2.	736	1983-84
3.	732	1967-68
4.	729	1982-83
5.	638	1977-78
6.	625	1969-70
7.	617	2021-22
8.	614	1972-73
9.	596	1984-85
10.	580	1981-82

ASSISTS AVERAGE

1.	22.7	614-27	1972-73
2.	22.2	732-33	1967-68
3.	22.0	572-26	1973-74
4.	21.4	729-34	1982-83
5.	21.1	570-27	1971-72
6.	20.8	625-30	1969-70
7.	20.2	746-37	1976-77
8.	19.9	736-37	1983-84
9.	19.9	596-30	1984-85
10.	19.3	638-33	1977-78

BLOCKED SHOTS

1.	286	1983-84
2.	269	1982-83
3.	196	2021-22
4.	182	2013-14
5.	171	1981-82
6.	161	2018-19
7.	157	1992-93
t8.	151	2019-20
		2003-04
t10.	149	2011-12
		1973-74

BLOCKED SHOTS AVERAGE

1.	7.9	269-34	1982-83
2.	7.7	286-37	1983-84
3.	5.7	149-26	1973-74
4.	5.6	151-27	2003-04
5.	5.5	182-33	2013-14
6.	5.23	157-30	1992-93
7.	5.18	171-33	1981-82
8.	5.16	196-38	2021-22
9.	5.0	149-30	2011-12
10.	4.9	151-31	2019-20

STEALS

1.	389	1982-83
2.	385	2005-06
3.	381	1976-77
4.	361	1981-82
5.	350	1977-78
6.	339	1983-84
7.	331	2004-05
8.	329	2009-10
9.	319	1978-79
10.	305	2021-22

STEALS AVERAGE

1.	12.4	385-31	2005-06
2.	11.4	389-34	1982-83
3.	10.9	361-33	1981-82
4.	10.6	350-33	1977-78
5.	10.34	331-32	2004-05
6.	10.30	381-37	1976-77
7.	10.29	319-31	1978-79
8.	10.15	264-26	1973-74
9.	9.7	261-27	1993-94
10.	9.4	329-35	2009-10

MINUTES

1.	7,675	2021-22
2.	7,450	1976-77
3.	7,425	1983-84
4.	7,400	2018-19
5.	7,050	2009-10
6.	7,000	2017-18
t7.	6,800	2007-08
		1982-83
9.	6,775	2012-13
10.	6,675	2006-07



TEAM SINGLE-GAME RECORDS

POINTS

1.	158	Valparaiso	2/24/68
2.	152	Texas Wesleyan	2/22/66
3.	145	Texas Lutheran	12/8/81
4.	140	Southwestern	2/12/66
5.	139	at Trinity	2/9/65
6.	137	North Texas	12/17/77
7.	133	Southwestern	12/12/77
8.	132	at TCU	12/18/65
9.	131	Florida Tech	11/22/05
t10.	130	West Texas A&M	1/5/73
		UNLV	1/20/71
		UT Arlington	2/22/68
Opp:	121	Bowling Green	3/1/75

FIELD GOALS MADE

1.	74	Valparaiso	2/24/68
2.	65	Texas Wesleyan	2/22/66
3.	64	Texas Lutheran	12/8/81
4.	62	North Texas	12/17/77
5.	61	Southwestern	2/12/66
t6.	56	UNLV	1/20/71
		at Trinity	2/9/65
		Texas Wesleyan	2/16/65
		at TCU	12/18/65
10.	55	Wabash College	12/6/73
Opp:	52	Oral Roberts	12/28/73

FIELD GOALS ATTEMPTS

1.	124	Texas Wesleyan	2/22/66
2.	121	West Texas State	1/5/73
3.	118	Texas Wesleyan	2/16/65
4.	115	Virginia Tech	3/2/68
5.	112	Valparaiso	2/24/68
6.	111	UT Arlington	2/22/68
7.	108	North Dakota State	12/7/67
t8.	106	Trinity	12/11/76
		Trinity	2/22/73
		at West Texas A&M	2/23/67
Opp:	108	by Oral Roberts	12/28/73

FIELD GOAL PERCENTAGE

1.	.700 (35-50)	Tennessee State	12/30/01
2.	.681 (64-94)	Texas Lutheran	12/8/81
3.	.679 (55-81)	Texas Lutheran	12/19/83
4.	.673 (35-72)	at McNeese State	12/6/97
5.	.672 (43-64)	Rice	1/16/73
6.	.667 (42-63)	ECU	2/25/18
7.	.661 (37-56)	at Texas	1/10/81
8.	.657 (44-67)	at Biscayne	2/10/75
9.	.649 (37-57)	Louisiana-Lafayette	1/10/83
10.	.646 (42-65)	Alcorn State	12/22/88
Opp:	.681 (30-44)	by TCU	2/8/94

3-POINT FIELD GOALS MADE

1.	19	Florida Tech	11/22/05
t2.	18	ECU	2/25/18
		Tulsa	1/11/18
		SMU	2/16/08
		at Rhode Island	11/13/06
6	17	at Tulane	2/17/19
t7.	16	ECU	1/23/19
		Troy	12/14/09
		Valparaiso	3/24/08
		at UCF	2/2/08
		at SMU	1/16/08
		Middle Tennessee	12/1/07
Opp:	15	at East Carolina	3/1/08

3-POINT FIELD GOALS ATTEMPTS

1.	45	Saint Louis	12/5/90
t2.	43	SMU	2/16/08
		at Missouri State	3/20/06
4.	42	at UCF	2/2/08
t5.	41	at Tulane	2/9/08
		at Arizona	12/17/06
t7.	40	South Alabama	2/14/07
		Southern	12/8/07
		Grambling State	11/22/06
10.	39	vs. Creighton	12/22/06
		Florida Tech	11/22/05
Opp:	43	Hofstra	11/9/21

3-POINT FIELD GOAL PERCENTAGE (min. 10 att.)

1.	.750 (12-16)	at Louisville	2/6/88
2.	.714 (10-14)	vs. Memphis	3/7/02
3.	.692 (9-13)	vs. UTEP	2/13/13
4	.688 (11-16)	Fairfield	12/6/17
t5.	.667 (16-24)	ECU	1/23/19
	.667 (18-27)	ECU	2/25/18
	.667 (10-15)	Murray State	12/2/15
	.667 (10-15)	North Texas	12/8/90
9.	.630 (11-16)	Alcorn State	12/22/88
10.	.591 (13-22)	vs. SMU	3/7/09
Opp:	.636 (7-11)	by IUPUI	11/28/98

FREE THROWS MADE

1.	43	Southwestern	12/12/77
2.	38	Bradley	2/4/56
3.	37	SMU	2/24/94
		at Sam Houston State	12/4/53
t5.	36	UC Santa Barbara	12/30/69
t6.	35	Southern Miss	1/23/02
		Detroit	12/16/55
		vs. TCU	12/10/55
		Detroit	12/18/53
10.	34	at UTEP	1/14/09
		Texas Southern	12/23/00
Opp:	42	Texas Tech	3/10/94

FREE THROWS ATTEMPTS

1.	54	at Bradley	2/9/56
2.	53	Southwestern	12/12/77
3.	51	Texas A&M	1/15/55
4.	49	Detroit	12/16/55
5.	48	South Alabama	2/28/70
6.	47	vs. Siena	12/29/53
t7.	45	Texas Southern	12/23/00
		at North Texas	11/30/91
		Seattle	2/6/71
10.	44	Southern Miss	1/23/02
		SMU	2/24/94
		vs. Texas	3/10/90
		vs. Boston College	3/21/82
		at Rice	1/20/79
		vs. UC Santa Barbara	12/30/69
Opp:	58	by Texas Tech	3/10/94

FREE THROW PERCENTAGE (min. 10 made)

t1.	1.000 (10-10)	at UConn	3/5/20
	1.000 (12-12)	at SMU	2/27/10
3.	.962 (25-26)	Prairie View A&M	11/18/15
4.	.957 (22-23)	at Montana State	1/30/70
t5.	.950 (19-20)	at Memphis	3/10/06
		Tennessee	12/4/71
7.	.947 (18-19)	at Texas	1/30/78
8.	.944 (17-18)	vs. Washington	12/25/19
t9.	.941 (16-17)	at UCF	2/2/08
	.941 (32-34)	at Texas	2/15/89
Opp:	1.000 (15-15)	vs. Villanova	3/26/22
	1.000 (15-15)	Rice	3/11/75
	1.000 (11-11)	Virginia	2/7/88

REBOUNDS

1.	91	Rice	3/7/74
2.	88	Southern Miss	11/27/72
t3.	85	South Alabama	2/28/70
		at Centenary	2/10/68
5.	83	Sacramento State	12/2/67
t6.	82	Louisiana-Lafayette	12/8/66
		Trinity	1/2/65
8.	80	at Michigan	12/5/66
t9.	79	Virginia Tech	3/2/68
		at West Texas A&M	2/23/67
		Oklahoma City	1/5/63
Opp:	74	by Notre Dame	1/9/65

ASSISTS

1.	44	Texas Lutheran	12/8/81
2.	42	Valparaiso	2/24/68
3.	39	UNLV	2/6/69
4.	38	Montana State	12/14/67
5.	37	West Texas State	1/5/73
6.	36	Trinity	12/11/76
t7.	35	SMU	1/8/83
		UT Arlington	2/22/68
t9.	34	Alcorn State	12/22/88
		Texas A&M	1/6/73
		Miami (Fla.)	2/14/70
Opp:	33	by Jacksonville	2/28/72

STEALS

1.	26	St. Mary's (Texas)	12/4/78
t2.	24	Houston Baptist	11/27/97
		at Syracuse	12/11/82
		Houston Baptist	1/6/77
t5.	22	McNeese State	12/31/05
		Texas Lutheran	12/11/79
		UT Rio Grande Valley	12/15/78
8.	21	Texas Lutheran	12/7/77
9.	20	Florida Tech	11/22/05
Opp:	21	by Texas	1/29/94
		by Nevada	12/17/76

BLOCKED SHOTS

1.	17	Arkansas	1/22/83
2.	15	vs. Villanova	3/27/83
t3.	14	Lehigh	11/17/13
		Baylor	2/2/83
		Louisiana-Lafayette	1/10/83
t5.	12	at Middle Tennessee	12/2/08
		Southern Miss	2/3/04
		Texas Lutheran	1/2/96
		Texas A&M	2/17/93
		Texas	3/5/90
		Texas	2/15/83
		vs. NC State	4/4/83
		Arizona	11/26/82
Opp:	12	at Cincinnati	1/29/05
		by SMU	2/12/79
		by UCLA	1/2/77



1,000-POINT CLUB

1. ELVIN HAYES • 2,884 Pts.

#44 • Forward • 6-8 • 235 • Three Letters • Rayville, La. • 1965-68

Year	G	FG-A	Pct.	3P-A	Pct.	FT-A	Pct.	Reb.	Avg.	Pts.	Avg.
1965-66	29	323-570	.567	---	---	143-257	.556	490	16.9	789	27.2
1966-67	31	373-750	.497	---	---	135-227	.595	488	15.7	881	28.4
1967-68	33	519-945	.549	---	---	176-285	.618	624	18.9	1,214	36.8
Totals	93	1,215-2,265	.536	---	---	454-769	.590	1,602	17.2	2,884	31.0

Career High: 55, vs. Southwestern (2/12/66)

2. OTIS BIRDSONG • 2,832 Pts.

#10 • Guard • 6-4 • 190 • Four Letters • Winter Haven, Fla. • 1973-77

Year	G	FG-A	Pct.	3P-A	Pct.	FT-A	Pct.	Reb.	Avg.	Pts.	Avg.
1973-74	26	154-312	.494	---	---	64-92	.696	110	4.2	372	14.3
1974-75	26	268-460	.583	---	---	104-143	.727	122	4.7	640	24.6
1975-76	28	302-582	.517	---	---	126-191	.660	176	6.3	730	26.1
1976-77	36	452-794	.569	---	---	186-283	.657	159	4.4	1,090	30.3
Totals	116	1,176-2,148	.547	---	---	480-709	.677	567	4.9	2,832	24.2

Career High: 43, vs. Texas A&M (2/19/77); vs. Texas (1/18/77)

3. MICHAEL YOUNG • 2,043 Pts.

#42 • Forward • 6-7 • 220 • Four Letters • Houston, Texas • 1980-84

Year	G	FG-A	Pct.	3P-A	Pct.	FT-A	Pct.	Reb.	Avg.	Pts.	Avg.
1980-81	30	157-319	.492	---	---	47-84	.560	190	6.3	361	12.0
1981-82	33	158-358	.441	---	---	44-64	.688	179	5.4	360	10.9
1982-83	34	266-519	.513	---	---	56-88	.636	195	5.7	588	17.3
1983-84	37	319-637	.501	---	---	96-149	.644	231	6.2	734	19.8
Totals	134	900-1,833	.491	---	---	243-385	.631	795	5.9	2,043	15.3

Career High: 30, vs. Texas A&M (2/2/84)

4. CRAIG UPCHURCH • 1,880 Pts.

#3 • Forward • 6-8 • 200 • Four Letters • St. Louis, Mo. • 1987-92

Year	G	FG-A	Pct.	3P-A	Pct.	FT-A	Pct.	Reb.	Avg.	Pts.	Avg.
1987-88	31	148-262	.565	---	---	79-125	.632	163	5.3	376	12.1
1988-89	31	232-398	.583	---	---	119-185	.643	203	6.5	583	18.8
1989-90	33	182-338	.538	---	---	69-113	.611	231	7.0	433	13.1
1991-92	31	191-357	.535	---	---	105-164	.640	200	6.5	488	15.7
Totals	126	753-1,355	.556	---	---	372-587	.634	797	6.3	1,880	14.9

Career High: 34, vs. Texas A&M (1/25/89)

5. ROB WILLIAMS • 1,838 Pts.

#20 • Guard • 6-2 • 175 • Three Letters • Houston, Texas • 1979-82

Year	G	FG-A	Pct.	3P-A	Pct.	FT-A	Pct.	Reb.	Avg.	Pts.	Avg.
1979-80	28	180-351	.513	---	---	96-127	.756	72	2.6	456	16.3
1980-81	30	298-598	.498	---	---	153-195	.785	83	2.8	749	25.0
1981-82	30	240-504	.476	---	---	153-193	.793	64	2.1	633	21.1
Totals	88	718-1,453	.494	---	---	402-515	.781	219	2.5	1,838	21.1

Career High: 40, vs. Texas (1/10/81)

6. LOUIS DUNBAR • 1,765 Pts.

#22 • Forward • 6-9 • 190 • Three Letters • Minden, La. • 1972-75

Year	G	FG-A	Pct.	3P-A	Pct.	FT-A	Pct.	Reb.	Avg.	Pts.	Avg.
1972-73	27	251-497	.505	---	---	67-85	.788	143	5.3	569	21.1
1973-74	26	248-542	.458	---	---	67-91	.736	221	8.5	563	21.7
1974-75	26	260-535	.486	---	---	113-164	.689	243	9.3	633	24.3
Totals	79	759-1,574	.482	---	---	247-340	.726	607	7.7	1,765	22.3

Career High: 36, vs. Texas A&M (1/6/73)

7. DWIGHT DAVIS • 1,741 Pts.

#42 • Center/Forward • 6-7 • 205 • Three Letters • Houston, Texas • 1969-72

Year	G	FG-A	Pct.	3P-A	Pct.	FT-A	Pct.	Reb.	Avg.	Pts.	Avg.
1969-70	28	201-369	.545	---	---	99-128	.773	288	10.3	501	17.9
1970-71	29	222-460	.483	---	---	138-189	.730	357	12.3	582	20.3
1971-72	27	262-518	.506	---	---	134-181	.740	316	11.7	658	24.4
Totals	84	685-1,347	.509	---	---	371-498	.745	961	11.4	1,741	20.7

Career High: 42, vs. Arizona State (12/11/71)

8. ROB GRAY • 1,710 Pts.

#2/32 • Guard • 6-2 • 185 • Three Letters • Forest City, N.C. • 2000-18

Year	G	FG-A	Pct.	3P-A	Pct.	FT-A	Pct.	Reb.	Avg.	Pts.	Avg.
2015-16	26	150-345	.435	48-140	.343	69-98	.704	57	2.2	417	16.0
2016-17	31	233-493	.473	63-165	.382	109-134	.813	116	3.7	638	20.6
2017-18	34	218-488	.447	61-170	.359	158-197	.802	125	3.7	655	19.3
Totals	91	601-1,326	.453	172-475	.362	336-429	.783	298	3.3	1,710	18.8

Career High: 39, vs. San Diego State (3/15/18)

9. ALVIN FRANKLIN • 1,684 Pts.

#20 • Guard • 6-2 • 180 • Four Letters • La Marque, Texas • 1982-86

Year	G	FG-A	Pct.	3P-A	Pct.	FT-A	Pct.	Reb.	Avg.	Pts.	Avg.
1982-83	30	58-136	.426	---	---	28-45	.622	22	0.7	144	4.8
1983-84	37	160-338	.473	---	---	139-173	.803	55	1.5	459	12.4
1984-85	30	203-449	.452	---	---	101-132	.765	58	1.9	507	16.9
1985-86	28	224-506	.443	---	---	126-167	.754	61	2.2	574	20.5
Totals	125	645-1,429	.451	---	---	394-517	.762	196	1.6	1,684	13.5

Career High: 31, vs. Texas A&M (12/27/85)

10. GREG ANDERSON • 1,662 Pts.

#54 • Forward/Center • 6-10 • 230 • Four Letters • Houston, Texas • 1983-87

Year	G	FG-A	Pct.	3P-A	Pct.	FT-A	Pct.	Reb.	Avg.	Pts.	Avg.
1983-84	35	49-101	.485	---	---	19-36	.528	123	3.5	117	3.4
1984-85	30	197-344	.573	---	---	69-129	.535	244	8.1	463	15.4
1985-86	28	215-376	.572	---	---	106-181	.586	360	12.9	536	19.1
1986-87	30	215-409	.526	---	---	116-192	.604	318	10.6	546	18.2
Totals	123	676-1,230	.550	---	---	310-538	.576	1,045	8.5	1,662	13.5

Career High: 41, vs. Arizona State (12/6/86)

11. RICKIE WINSLOW • 1,548 Pts.

#41 • Forward • 6-8 • 223 • Four Letters • Houston, Texas • 1983-87

Year	G	FG-A	Pct.	3P-A	Pct.	FT-A	Pct.	Reb.	Avg.	Pts.	Avg.
1983-84	37	133-213	.624	---	---	50-82	.610	203	5.5	316	8.5
1984-85	30	180-315	.571	---	---	67-109	.615	263	8.8	427	14.2
1985-86	27	159-299	.531	---	---	103-149	.691	281	10.4	421	15.6
1986-87	30	159-307	.518	---	---	63-109	.578	222	7.4	384	12.8
Totals	124	631-1,154	.547	---	---	282-449	.628	969	7.8	1,548	12.5

Career High: 28, at UTSA (12/5/85)

12. AUBREY COLEMAN • 1,516 Pts.

#12 • Guard • 6-4 • 200 • Two Letters • Houston, Texas • 2008-10

Year	G	FG-A	Pct.	3P-A	Pct.	FT-A	Pct.	Reb.	Avg.	Pts.	Avg.
2008-09	32	218-512	.426	10-48	.208	174-228	.763	262	8.2	620	19.4
2009-10	35	305-717	.425	51-161	.317	235-319	.737	259	7.4	896	25.6
Totals	67	523-1,229	.426	61-209	.292	409-547	.748	521	7.8	1,516	22.6

Career High: 38, at Tulane (3/6/10); at Marshall (2/18/09)



1,000-POINT CLUB

13. KENNETH WILLIAMS • 1,476 Pts.

#4 • Guard • 6-1 • 175 • Four Letters • Houston, Texas • 1976-80

Year	G	FG-A	Pct.	3P-A	Pct.	FT-A	Pct.	Reb.	Avg.	Pts.	Avg.
1976-77	36	63-147	.429	---	---	25-31	.806	41	1.1	151	4.2
1977-78	31	135-289	.467	---	---	57-67	.851	72	2.3	327	10.5
1978-79	31	263-583	.451	---	---	82-114	.719	90	2.9	608	19.6
1979-80	28	169-387	.436	---	---	52-67	.776	72	2.6	390	13.9
Totals	126	630-1,406	.448	---	---	216-279	.774	275	2.2	1,476	11.7

Career High: 41, vs. SMU (1/22/79)

14. KELVIN LEWIS • 1,465 Pts.

#0 • Guard • 6-4 • 195 • Three Letters • Fort Worth, Texas • 2007-10

Year	G	FG-A	Pct.	3P-A	Pct.	FT-A	Pct.	Reb.	Avg.	Pts.	Avg.
2007-08	32	105-247	.425	56-149	.376	61-74	.824	125	3.9	327	10.2
2008-09	33	195-473	.412	93-252	.369	111-133	.835	108	3.3	594	18.0
2009-10	35	183-443	.413	102-257	.397	76-97	.784	140	4.0	544	15.5
Totals	100	483-1,163	.415	251-658	.381	248-304	.816	373	3.7	1,465	14.7

Career High: 35, at Arizona (1/24/09)

15. GARY PHILLIPS • 1,452 Pts.

#54 • Guard • 6-3 • 189 • Three Letters • Quincy, Ill. • 1958-61

Year	G	FG-A	Pct.	3P-A	Pct.	FT-A	Pct.	Reb.	Avg.	Pts.	Avg.
1958-59	26	172-386	.446	---	---	93-153	.608	136	5.2	437	16.8
1959-60	25	187-456	.410	---	---	139-194	.716	158	6.3	513	20.5
1960-61	28	181-426	.425	---	---	140-196	.714	170	6.1	502	17.9
Totals	79	540-1,268	.426	---	---	372-543	.685	464	5.9	1,452	18.4

Career High: 38, vs. Miami (Fla.) (1/23/60)

16. ROBERT McKIVER • 1,435 Pts.

#3 • Guard • 6-3 • 190 • Two Letters • New Haven, Conn. • 2006-08

Year	G	FG-A	Pct.	3P-A	Pct.	FT-A	Pct.	Reb.	Avg.	Pts.	Avg.
2006-07	33	201-532	.378	116-343	.338	116-160	.725	106	3.2	634	19.2
2007-08	34	233-588	.396	145-376	.386	190-215	.884	131	3.9	801	23.6
Totals	67	434-1,120	.388	261-719	.363	306-375	.816	237	3.5	1,435	21.4

Career High: 52, vs. Southern Miss (2/27/08)

17. ANDRE OWENS • 1,407 Pts.

#20 • Guard • 6-4 • 200 • Three Letters • Indianapolis, Ind. • 2002-05

Year	G	FG-A	Pct.	3P-A	Pct.	FT-A	Pct.	Reb.	Avg.	Pts.	Avg.
2002-03	28	128-360	.356	65-198	.328	68-89	.764	144	5.1	389	13.9
2003-04	27	147-395	.372	62-197	.315	77-105	.733	145	5.4	433	16.0
2004-05	32	195-485	.402	100-280	.357	95-132	.720	155	4.8	585	18.3
Totals	87	470-1,240	.379	227-675	.336	240-326	.736	444	5.1	1,407	16.2

Career High: 41, vs. Texas A&M (12/27/03)

18. TaSHAWN THOMAS • 1,388 Pts.

#35 • Forward • 6-8 • 240 • Three Letters • Killeen, Texas • 2011-14

Year	G	FG-A	Pct.	3P-A	Pct.	FT-A	Pct.	Reb.	Avg.	Pts.	Avg.
2011-12	30	138-239	.577	0-2	.000	45-83	.542	245	8.2	321	10.7
2012-13	33	234-424	.552	1-9	.111	90-141	.638	322	9.8	559	16.9
2013-14	33	205-347	.591	1-6	.167	97-163	.595	266	8.1	508	15.4
Totals	96	577-1,010	.571	2-17	.118	232-387	.599	833	8.7	1,388	14.5

Career High: 31, at Tulsa (2/16/13)

19. CLYDE DREXLER • 1,383 Pts.

#22 • Guard • 6-7 • 210 • Three Letters • Houston, Texas • 1980-83

Year	G	FG-A	Pct.	3P-A	Pct.	FT-A	Pct.	Reb.	Avg.	Pts.	Avg.
1980-81	30	153-303	.505	---	---	50-85	.588	314	10.5	356	11.9
1981-82	32	206-362	.569	---	---	73-120	.608	336	10.5	485	15.2
1982-83	34	236-440	.536	---	---	70-95	.737	298	8.8	542	15.9
Totals	96	595-1,105	.538	---	---	193-300	.643	948	9.9	1,383	14.4

Career High: 30, vs. Biscayne (12/6/81)

20. CHARLES THOMPSON • 1,381 Pts.

Forward • 6-8 • 235 • Three Letters • Rayville, La. • 1974-78

Year	G	FG-A	Pct.	3P-A	Pct.	FT-A	Pct.	Reb.	Avg.	Pts.	Avg.
1974-75	20	20-50	.400	---	---	11-15	.733	42	2.1	51	2.6
1975-76	28	109-232	.470	---	---	61-94	.649	202	7.2	279	10.0
1976-77	37	199-369	.539	---	---	90-122	.738	257	6.9	488	13.2
1977-78	33	223-424	.526	---	---	117-168	.696	276	8.4	563	17.1
Totals	118	551-1,075	.513	---	---	279-399	.699	777	6.6	1,381	11.7

Career High: 35, vs. North Texas (12/17/77)

21. HAKEEM OLAJUWON • 1,332 Pts.

#34 • Center • 7-0 • 250 • Three Letters • Lagos, Nigeria • 1981-84

Year	G	FG-A	Pct.	3P-A	Pct.	FT-A	Pct.	Reb.	Avg.	Pts.	Avg.
1981-82	29	91-150	.607	---	---	58-103	.563	179	6.2	240	8.3
1982-83	34	192-314	.611	---	---	88-148	.595	388	11.4	472	13.9
1983-84	37	249-369	.675	---	---	122-232	.526	500	13.5	620	16.8
Totals	100	532-833	.639	---	---	268-483	.555	1,067	10.7	1,332	13.3

Career High: 35, vs. UC Santa Barbara (12/28/83)

22. LARRY MICHEAUX • 1,324 Pts.

#40 • Center • 6-9 • 220 • Four Letters • Houston, Texas • 1979-83

Year	G	FG-A	Pct.	3P-A	Pct.	FT-A	Pct.	Reb.	Avg.	Pts.	Avg.
1979-80	27	61-117	.521	---	---	29-58	.500	115	4.3	153	5.7
1980-81	29	123-205	.600	---	---	48-88	.545	191	6.6	294	10.1
1981-82	33	177-293	.604	---	---	55-95	.579	249	7.5	409	12.4
1982-83	34	193-328	.588	---	---	82-146	.562	232	6.8	468	13.8
Totals	123	554-943	.587	---	---	214-387	.553	787	6.4	1,324	10.8

Career High: 30, vs. Villanova (3/27/83)

23. TIM MOORE • 1,298 Pts.

#3 • Forward • 6-8 • 215 • Three Letters • Houston, Texas • 1993-96

Year	G	FG-A	Pct.	3P-A	Pct.	FT-A	Pct.	Reb.	Avg.	Pts.	Avg.
1993-94	21	134-275	.487	0-3	.000	104-140	.743	179	8.5	372	17.7
1994-95	28	206-402	.512	10-35	.286	140-204	.686	296	10.6	562	20.1
1995-96	21	138-256	.539	6-15	.400	82-115	.713	228	10.9	364	17.3
Totals	70	478-933	.512	16-53	.302	326-459	.710	703	10.0	1,298	18.5

Career High: 33, vs. TCU (1/14/95); vs. James Madison (11/25/94); vs. Baylor (1/22/94)

24. LANNY SMITH • 1,250 Pts.

#23 • Guard • 6-3 • 194 • Four Letters • Missouri City, Texas • 2003-08

Year	G	FG-A	Pct.	3P-A	Pct.	FT-A	Pct.	Reb.	Avg.	Pts.	Avg.
2003-04	27	75-206	.364	30-92	.326	46-75	.613	57	2.1	226	8.4
2004-05	32	153-390	.392	80-199	.402	83-118	.703	76	2.4	469	14.7
2005-06	30	116-304	.382	58-164	.354	74-114	.649	79	2.6	364	12.1
2006-07	4	12-34	.353	2-13	.154	5-7	.714	9	2.3	31	7.8
2007-08	29	41-134	.306	13-62	.210	65-78	.833	44	1.5	160	5.5
Totals	122	397-1,072	.370	183-530	.345	273-392	.696	265	2.2	1,250	10.2

Career High: 31, vs. Southern Miss (2/3/04)



1,000-POINT CLUB

25. CECIL ROSE • 1,244 Pts.

#00 • Guard • 6-5 • 190 • Four Letters • Nassau, Bahamas • 1974-78

Table with 12 columns: Year, G, FG-A, Pct., 3P-A, Pct., FT-A, Pct., Reb., Avg., Pts., Avg. Rows include 1974-75, 1975-76, 1976-77, 1977-78, and Totals.

Career High: 30, vs. North Texas (12/17/77)

26. JOE HAMOOD • 1,237 Pts.

#22 • Guard • 5-11 • 195 • Three Letters • Dearborn, Mich. • 1963-66

Table with 12 columns: Year, G, FG-A, Pct., 3P-A, Pct., FT-A, Pct., Reb., Avg., Pts., Avg. Rows include 1963-64, 1964-65, 1965-66, and Totals.

Career High: 33, vs. Miami (Fla.) (2/17/66)

27. FABIAN WHITE Jr. • 1,234 Pts.

#35 • Forward • 6-8 • 230 • Five Letters • Atascocita, Texas • 2017-22

Table with 12 columns: Year, G, FG-A, Pct., 3P-A, Pct., FT-A, Pct., Reb., Avg., Pts., Avg. Rows include 2017-18, 2018-19, 2019-20, 2020-21, 2021-22, and Totals.

Career High: 28, vs. Cincinnati (3/1/22)

28. OLLIE TAYLOR • 1,231 Pts.

#22 • Forward • 6-2 • 205 • Two Letters • Bronx, N.Y. • 1968-70

Table with 12 columns: Year, G, FG-A, Pct., 3P-A, Pct., FT-A, Pct., Reb., Avg., Pts., Avg. Rows include 1968-69, 1969-70, and Totals.

Career High: 41, vs. South Alabama (2/28/70)

29. TED LUCKENBILL • 1,195 Pts.

#34 • Forward/Center • 6-6 • 200 • Three Letters • Elkhart, Ind. • 1958-61

Table with 12 columns: Year, G, FG-A, Pct., 3P-A, Pct., FT-A, Pct., Reb., Avg., Pts., Avg. Rows include 1958-59, 1959-60, 1960-61, and Totals.

Career High: 35, vs. Sam Houston State (2/4/60)

30. DON BOLDEBUCK • 1,162 Pts.

#58 • Center • 7-0 • 210 • Two Letters • Lincoln, Neb. • 1954-56

Table with 12 columns: Year, G, FG-A, Pct., 3P-A, Pct., FT-A, Pct., Reb., Avg., Pts., Avg. Rows include 1954-55, 1955-56, and Totals.

Career High: 50, vs. Sam Houston State (2/7/55)

31. DONNIE SCHVERAK • 1,139 Pts.

Forward • 6-4 • 205 • Four Letters • Houston, Texas • 1960-64

Table with 12 columns: Year, G, FG-A, Pct., 3P-A, Pct., FT-A, Pct., Reb., Avg., Pts., Avg. Rows include 1960-61, 1961-62, 1962-63, 1963-64, and Totals.

Career High: 28, vs. Loyola (La.) (1/12/63)

32. GALEN ROBINSON • 1,135 Pts.

#13 • 6-8 • 265 • Four Letters • Houston, Texas • 1994-98

Table with 12 columns: Year, G, FG-A, Pct., 3P-A, Pct., FT-A, Pct., Reb., Avg., Pts., Avg. Rows include 1994-95, 1995-96, 1996-97, 1997-98, and Totals.

Career High: 32, vs. Texas (12/27/97)

33. DON CHANEY • 1,133 Pts.

#24 • Guard • 6-5 • 210 • Three Letters • Baton Rouge, La. • 1965-68

Table with 12 columns: Year, G, FG-A, Pct., 3P-A, Pct., FT-A, Pct., Reb., Avg., Pts., Avg. Rows include 1965-66, 1966-67, 1967-68, and Totals.

Career High: 24, vs. St. Mary's (Texas) (2/15/67); vs. Idaho State (12/15/66)

34. GEORGE WILLIAMS • 1,132 Pts.

#42 • Forward • 6-8 • 215 • Three Letters • Missouri City, Texas • 1999-02

Table with 12 columns: Years, G, FG-A, Pct., 3P-A, Pct., FT-A, Pct., Reb., Avg., Pts., Avg. Rows include 1999-00, 2000-01, 2001-02, and Totals.

Career High: 27, vs. SMU (11/27/99)

35. KENNY YOUNGER • 1,131 Pts.

#50 • Forward • 6-9 • 215 • Three Letters • Minot, N.D. • 1997-00

Table with 12 columns: Year, G, FG-A, Pct., 3P-A, Pct., FT-A, Pct., Reb., Avg., Pts., Avg. Rows include 1997-98, 1998-99, 1999-00, and Totals.

Career High: 37, vs. Sacramento State (12/21/99)

36. GEE GERVIN • 1,114 Pts.

#13 • Forward • 6-2 • 165 • Two Letters • San Antonio, Texas • 1998-00

Table with 12 columns: Year, G, FG-A, Pct., 3P-A, Pct., FT-A, Pct., Reb., Avg., Pts., Avg. Rows include 1998-99, 1999-00, and Totals.

Career High: 32, vs. UAB (1/9/99)

RECORDS



1,000-POINT CLUB

37. GEORGE WALKER • 1,107 Pts.

#34 • Guard/Forward • 6-5 • 200 • Four Letters • Arcola, Texas • 1975-79

Year	G	FG-A	Pct.	3P-A	Pct.	FT-A	Pct.	Reb.	Avg.	Pts.	Avg.
1975-76	28	72-134	.537	---	---	40-64	.625	136	4.9	184	6.6
1976-77	37	73-122	.598	---	---	75-103	.728	142	3.8	221	6.0
1977-78	33	96-169	.568	---	---	60-77	.779	126	3.8	252	7.6
1978-79	31	181-307	.590	---	---	88-114	.772	287	9.3	450	14.5
Totals	129	422-732	.577	---	---	263-358	.735	691	5.4	1,107	8.6

Career High: 22, at TCU (1/30/79); vs. Louisiana (12/16/78)

38. STEVE NEWSOME • 1,088 PTS.

#52 • Forward • 6-8 • 230 • Three Letters • Columbia, Miss. • 1970-73

Year	G	FG-A	Pct.	3P-A	Pct.	FT-A	Pct.	Reb.	Avg.	Pts.	Avg.
1970-71	29	130-278	.468	---	---	50-88	.568	250	8.6	310	10.7
1971-72	27	142-302	.470	---	---	74-112	.661	282	10.4	358	13.3
1972-73	27	181-332	.545	---	---	58-79	.734	223	8.3	420	15.6
Totals	83	453-912	.497	---	---	182-279	.652	755	9.1	1,088	13.1

Career High: 29, vs. Notre Dame (3/20/71)

39. DERRICK DANIELS • 1,087 Pts.

#10 • Guard • 6-3 • 200 • Four Letters • Fort Worth, Texas • 1988-92

Year	G	FG-A	Pct.	3P-A	Pct.	FT-A	Pct.	Reb.	Avg.	Pts.	Avg.
1988-89	31	54-145	.372	21-66	.318	53-91	.582	74	2.4	182	5.9
1989-90	33	105-239	.439	45-108	.417	59-85	.694	83	2.5	314	9.5
1990-91	29	108-269	.401	54-173	.312	42-65	.646	87	3.0	312	10.8
1991-92	31	82-217	.378	48-128	.375	67-91	.736	48	1.5	279	9.0
Totals	124	349-870	.401	168-439	.383	221-332	.666	292	2.4	1,087	8.8

Career High: 33, vs. Rice (1/9/91)

40. COREY DAVIS Jr. • 1,086 Pts.

#5 • Guard • 6-1 • 190 • Two Letters • Lafayette, La. • 2017-19

Year	G	FG-A	Pct.	3P-A	Pct.	FT-A	Pct.	Reb.	Avg.	Pts.	Avg.
2017-18	35	148-334	.443	103-240	.429	59-73	.808	107	3.1	458	13.1
2018-19	37	202-481	.420	111-296	.375	113-130	.869	123	3.3	628	17.0
Totals	72	350-815	.429	214-536	.399	172-203	.847	230	3.2	1,086	15.1

Career High: 31, at Cincinnati (3/10/19)

41. JHERROD STIGGERS • 1,077 Pts.

#21 • Guard • 6-4 • 215 • Three Letters • Terrell, Texas • 2012-15

Year	G	FG-A	Pct.	3P-A	Pct.	FT-A	Pct.	Reb.	Avg.	Pts.	Avg.
2012-13	33	89-227	.392	67-177	.379	23-34	.676	90	2.7	268	8.1
2013-14	33	123-317	.388	80-222	.360	44-64	.688	85	2.5	370	11.2
2014-15	31	139-384	.362	96-280	.343	65-85	.765	113	3.6	439	14.2
Totals	97	351-928	.378	243-679	.358	132-183	.721	287	3.0	1,077	11.1

Career High: 33, vs. Houston Baptist (12/16/14)

42. LYLE HARGER • 1,073 Pts.

#42 • Center • 6-7 • 220 • Three Letters • Lubbock, Texas • 1960-63

Year	G	FG-A	Pct.	3P-A	Pct.	FT-A	Pct.	Reb.	Avg.	Pts.	Avg.
1960-61	23	38-83	.458	---	---	17-43	.395	121	5.3	93	4.0
1961-62	27	145-258	.562	---	---	139-196	.709	286	10.6	429	15.9
1962-63	26	193-294	.656	---	---	165-221	.747	359	13.8	551	21.5
Totals	76	376-635	.592	---	---	321-460	.698	766	10.1	1,073	14.1

Career High: 50, vs. Trinity (2/16/63)

43. RICHARD HOLLIS • 1,057 Pts.

#00 • Forward/Guard • 6-5 • 203 • Two Letters • Portland, Ore. • 1987-89

Year	G	FG-A	Pct.	3P-A	Pct.	FT-A	Pct.	Reb.	Avg.	Pts.	Avg.
1987-88	31	187-465	.402	73-185	.395	79-115	.687	195	6.3	526	17.0
1988-89	31	200-438	.457	46-137	.336	85-108	.787	260	8.4	531	17.1
Totals	62	387-903	.419	119-322	.370	164-223	.735	455	7.3	1,057	17.0

Career High: 37, vs. Drexel (12/20/87)

44. BYRON SMITH • 1,051 Pts.

#24 • Guard • 6-3 • 195 • Two Letters • Bossier City, La. • 1989-91

Year	G	FG-A	Pct.	3P-A	Pct.	FT-A	Pct.	Reb.	Avg.	Pts.	Avg.
1989-90	33	205-436	.470	72-158	.456	55-77	.714	98	3.0	537	16.3
1990-91	29	182-414	.440	65-166	.392	85-106	.802	73	2.5	514	17.7
Totals	62	387-850	.455	137-324	.423	140-183	.765	171	2.8	1,051	17.0

Career High: 31, vs. Texas (1/17/91)

45. DAVID MARRS • 1,050 Pts.

#50 • Forward • 6-8 • 220 • Four Letters • Houston, Texas • 1972-76

Year	G	FG-A	Pct.	3P-A	Pct.	FT-A	Pct.	Reb.	Avg.	Pts.	Avg.
1972-73	22	25-63	.397	---	---	1-6	.167	54	2.5	51	2.3
1973-74	26	105-192	.547	---	---	31-36	.861	175	6.7	241	9.3
1974-75	26	110-202	.545	---	---	28-37	.757	183	7.0	248	9.5
1975-76	28	228-388	.588	---	---	54-81	.667	287	10.3	510	18.2
Totals	102	468-845	.554	---	---	114-160	.713	699	6.9	1,050	10.3

Career High: 34, vs. Texas A&M (1/20/76)

46. DAMON JONES • 1,041 Pts.

#25 • Guard • 6-3 • 190 • Three Letters • Galveston, Texas • 1994-97

Year	G	FG-A	Pct.	3P-A	Pct.	FT-A	Pct.	Reb.	Avg.	Pts.	Avg.
1994-95	27	91-262	.347	55-168	.327	40-64	.625	92	3.4	277	10.3
1995-96	27	115-266	.432	57-167	.341	34-51	.667	111	4.1	321	11.9
1996-97	27	159-341	.466	70-186	.376	55-78	.705	120	4.4	443	16.4
Totals	81	365-869	.420	182-521	.349	129-193	.668	323	4.0	1,041	12.8

Career High: 35, vs. Tulsa (12/4/96)

47. LLOYD HENDRIX • 1,026 Pts.

#30 • Forward • Four Letters • Honey Island, Texas • 1947-51

Year	G	FG-A	Pct.	3P-A	Pct.	FT-A	Pct.	Reb.	Avg.	Pts.	Avg.
1947-48	16	28-122	.230	---	---	14-28	.500	---	---	70	4.4
1948-49	22	99-353	.280	---	---	66-107	.617	---	---	264	12.0
1949-50	23	123-331	.372	---	---	71-114	.623	---	---	317	13.8
1950-51	28	140-333	.420	---	---	95-150	.633	---	---	375	13.3
Totals	89	390-1,139	.342	---	---	246-399	.617	---	---	1,026	11.5

Career High: 24, vs. Wichita State (12/30/49)

48. KEN SPAIN • 1,020 Pts.

#14 • Center • 6-9 • 230 • Three Letters • Houston, Texas • 1966-69

Year	G	FG-A	Pct.	3P-A	Pct.	FT-A	Pct.	Reb.	Avg.	Pts.	Avg.
1966-67	31	69-135	.511	---	---	28-49	.571	137	4.4	166	5.4
1967-68	33	191-406	.471	---	---	92-157	.586	422	12.8	469	14.2
1968-69	26	157-342	.459	---	---	71-144	.493	300	11.5	385	14.8
Totals	90	417-883	.472	---	---	191-350	.546	859	9.5	1,020	11.3

Career High: 33, vs. San Francisco (12/28/68)

49. DAMYEAN DOTSON • 1,001 Pts.

#21 • Guard • 6-5 • 210 • Two Letters • Houston, Texas • 2015-17

Year	G	FG-A	Pct.	3P-A	Pct.	FT-A	Pct.	Reb.	Avg.	Pts.	Avg.
2015-16	32	164-324	.506	62-169	.367	55-66	.833	217	6.8	445	13.9
2016-17	32	202-430	.470	108-244	.443	44-53	.830	222	6.9	556	17.4
Totals	64	366-754	.485	170-413	.412	99-119	.832	439	6.9	1,001	15.6

Career High: 32, at Tulane (2/8/17)



30-POINT CLUB

**50-POINT CLUB
Career Leaders**

Rk.	G	Player	Years
1.	4	Elvin Hayes	1965-68
2.	1	Robert McKiver	2006-08
		Lyle Harger	1960-63
		Don Boldebuck	1954-56

**40-POINT CLUB
Career Leaders**

Rk.	G	Player	Years
1.	18	Elvin Hayes	1965-68
2.	5	Otis Birdsong	1975-77
3.	2	Robert McKiver	2006-08
		Dwight Davis	1971-72
		Lyle Harger	1962-63
6.	1	Greg Anderson	1986-87
		Theodis Lee	1968-69
		Andre Owens	2003-04
		Ollie Taylor	1969-70
		Kenneth Williams	1978-79
		Rob Williams	1980-81

**ELVIN HAYES (52)
1965-66 (11)**

55	Southwestern	2/12/66
40	Centenary	2/7/66
35	Texas A&M	1/28/66
33	at TCU	12/18/65
33	Providence	12/20/65
33	TCU	1/27/66
33	Tulsa	2/5/66
31	LSU	12/15/65
31	Miami (Fla.)	2/17/66
31	vs. Pacific	3/12/66
30	Trinity	1/8/66

1966-67 (13)

43	Centenary	12/14/66
42	at UNLV	1/31/67
42	Hardin Simmons	2/9/67
41	Loyola (La.)	2/28/67
38	at Creighton	2/13/67
38	at Miami (Fla.)	2/18/67
32	New Mexico	12/1/66
31	Louisiana-Lafayette	12/8/66
31	San Francisco	12/17/66
31	vs. SMU	3/19/67
30	at Notre Dame	2/11/67
30	St. Mary's (Texas)	2/15/67
30	vs. New Mexico State	3/11/67

1967-68 (28)

62	Valparaiso	2/24/68
51	Virginia Tech	3/2/68
50	at Centenary	2/10/68
49	vs. Loyola (Ill.)	3/9/68
48	Fairfield	1/29/68
45	Montana State	12/14/67
45	vs. Marquette	12/29/67
44	UT Arlington	2/22/68
43	Air Force	2/17/68
40	George Washington	12/13/67
40	Centenary	1/6/68
40	at Hardin-Simmons	2/26/68

39	UCLA	1/20/68
39	vs. Marshall	2/1/68
39	at West Texas A&M	3/4/68
39	vs. TCU	3/16/68
38	North Dakota State	12/7/67
38	Lamar	1/27/67
35	Sacramento State	12/2/67
35	Minnesota	12/18/67
35	vs. Louisville	3/15/68
34	BYU	12/16/67
34	Miami (Fla.)	2/15/68
34	vs. Ohio State	3/23/68
33	Abilene Christian	12/4/67
33	at UNLV	12/23/67
31	Michigan	1/2/68
31	West Texas A&M	1/13/68

OTIS BIRDSONG (36)**1974-75 (5)**

37	Texas Lutheran	2/5/75
35	Mercer	1/18/75
31	at Biscayne	2/10/75
30	Dayton	1/6/75
30	Rice	1/11/75

1975-76 (10)

42	at Rice	2/7/76
35	Houston Baptist	2/3/76
34	at Texas	2/14/76
33	SMU	2/24/76
33	vs. Texas Tech	3/4/76
32	at SMU	1/26/76
32	TCU	2/10/76
32	at Texas Tech	2/26/76
32	at Baylor	2/28/76
30	Baylor	1/24/76

1976-77 (21)

43	Texas	1/18/77
43	Texas A&M	2/19/77
42	at UCLA	1/2/77
41	TCU	2/12/77
39	at Lamar	12/1/76
38	vs. Texas Tech	3/4/77
38	vs. St. Bonaventure	3/20/77
36	at San Francisco	12/6/76
36	TCU	2/26/77
35	vs. San Francisco	12/30/76
35	at Texas	2/15/77
34	Texas Lutheran	11/28/76
34	at Hawai'i	12/29/76
34	SMU	2/10/77
33	Trinity	12/11/76
31	at SMU	1/29/77
31	Texas Tech	2/1/77
30	at Texas Tech	1/27/77
30	vs. Texas A&M	3/3/77
30	Indiana State	3/9/77
30	vs. Illinois State	3/14/77

ROBERT MCKIVER (13)

52	Southern Miss	2/27/08
41	at UAB	2/20/08
37	vs. College of Charleston	11/18/07
36	UCF	1/24/07
35	Arkansas-Pine Bluff	12/29/07
33	Valparaiso	3/24/08
33	Tulsa	2/6/08
33	Prairie View A&M	11/29/06
33	at Rhode Island	11/13/06
32	Middle Tennessee	12/1/07
32	at Memphis	2/25/07
31	at UCF	2/2/08
30	at Tulsa	3/26/08

AUBREY COLEMAN (12)

38	at Tulane	3/6/10
38	at Marshall	2/18/09
37	Marshall	1/30/10
35	at Memphis	1/31/09
34	Memphis	2/24/10
33	TCU	12/23/09
33	Nicholls State	11/17/09
32	at Memphis	1/23/10
32	at Nevada	11/21/09
30	at SMU	2/27/10
30	UCF	1/20/10
30	at UCF	2/4/09

ROB WILLIAMS (12)

40	at Texas	1/10/81
37	vs. Texas	3/7/81
36	Baylor	1/30/82
34	Rice	2/25/80
33	Texas A&M	1/28/81
33	Nevada	12/23/80
33	Army	12/19/80
32	Texas	2/7/81
31	Pepperdine	12/16/80
31	Texas Wesleyan	12/9/80
30	Texas Tech	1/6/81
30	at Rice	2/23/82

DON BOLDEBUCK (9)

50	at Sam Houston State	2/17/55
38	Sam Houston State	12/6/54
38	Detroit	12/16/55
32	at Texas	12/11/54
32	at Detroit	12/17/54
32	Trinity	1/28/56
31	Wichita State	1/2/56
31	at Wichita State	2/25/56
30	at Sam Houston State	1/30/56

**30-POINT CLUB
Single-Season Leaders**

Rk.	G	Player	Season
1.	28	Elvin Hayes	1967-68
2.	21	Otis Birdsong	1976-77
3.	13	Elvin Hayes	1966-67
4.	11	Elvin Hayes	1965-66
5.	10	Otis Birdsong	1975-76
6.	9	Aubrey Coleman	2009-10
		Robert McKiver	2007-08
		Rob Williams	1980-81
8.	6	Rob Gray	2017-18
9.	5	Otis Birdsong	1974-75
		Ollie Taylor	1969-70
		Don Boldebuck	1955-56

ROB GRAY (9)

39	vs. San Diego State	3/15/18
37	vs. Drexel	11/17/17
34	Tulsa	1/11/18
33	vs. Wichita State	3/10/18
31	at East Carolina	1/30/16
31	LSU	12/13/15
30	UConn	3/4/18
30	at Memphis	2/22/18
30	Rhode Island	12/10/16

OLLIE TAYLOR (8)

41	South Alabama	2/28/70
35	UNLV	2/6/69
35	at Montana State	1/30/70
34	vs. UC Santa Barbara	12/30/69
32	at Hawai'i	1/3/70
32	at Centenary	2/21/70
31	vs. Western Kentucky	12/31/68
30	UT Arlington	2/8/69

LOUIS DUNBAR (7)

36	Texas A&M	1/6/73
32	vs. Indiana	12/28/72
32	at Centenary	3/2/73
32	Houston Baptist	2/21/74
31	Baylor	1/10/74
31	at Bowling Green	3/1/75
30	Wabash College	12/6/73

TIM MOORE (6)

33	at Baylor	1/22/94
33	James Madison	11/25/94
33	at TCU	1/14/95
32	at UTSA	2/2/94
31	Lamar	3/1/94
31	McNeese State	12/21/94

DWIGHT DAVIS (5)

42	Arizona State	12/11/71
40	at Jacksonville	2/28/72
32	at UT Arlington	2/26/70
31	at West Texas A&M	3/2/70
30	vs. New Mexico State	3/13/71



30-POINT CLUB

GARY PHILLIPS (5)

38	at Miami (Fla.)	1/23/60
35	vs. Pacific	1/31/61
33	vs. West Texas A&M	12/2/59
31	at Drake	2/2/59
30	at Bradley	2/16/61

GREG ANDERSON (4)

41	at Arizona State	12/6/86
36	vs. Mississippi Valley State	12/5/86
36	BYU-Hawai'i	12/18/85
35	New Orleans	12/13/86

LYLE HARGER (4)

50	Trinity	2/16/63
40	LSU	12/22/62
38	Texas Wesleyan	2/13/63
30	Lamar	1/15/62

GUY V. LEWIS (4)

38	Texas State	2/15/47
34	vs. Texas State	2/2/46
33	Stephen F. Austin	2/23/46
30	vs. High Point	3/11/46

TED LUCKENBILL (4)

35	Sam Houston State	2/4/60
32	at North Texas	2/15/60
32	North Texas	2/9/61
30	at Cincinnati	1/5/61

DAMYEAN DOTSON (3)

32	at Tulane	2/8/17
31	at Memphis	2/26/17
31	UCF	2/1/17

GEE GERVIN (3)

32	at UAB	1/9/99
30	UAB	2/4/99
30	at Cincinnati	12/22/98

ANTHONY GOLDWIRE (3)

35	vs. Purdue	12/10/93
32	TCU	1/12/94
31	at Texas A&M	2/16/94

SAM MACK (3)

32	North Carolina	11/27/91
31	at North Texas	11/30/91
30	at Texas Tech	2/25/92

CRAIG UPCHURCH (3)

34	at Texas A&M	1/25/89
33	Texas	1/14/89
30	Rice	1/4/89

KENNETH WILLIAMS (3)

41	SMU	1/22/79
38	at SMU	2/12/79
33	at Baylor	1/16/79

QUENTIN GRIMES (2)

33	WKU	2/25/21
32	at Rice	11/19/19

JOE HAMOOD (2)

33	Miami (Fla.)	2/17/66
32	Baylor	1/28/65

OLIVER LAFAYETTE (2)

32	at LSU	11/29/05
30	at Southern Miss	2/19/07

KELVIN LEWIS (2)

35	at Arizona	1/24/09
30	at Southern Miss	1/17/09

HAKEEM OLAJUWON (2)

35	at UC Santa Barbara	12/21/83
30	vs. Utah	12/17/82

ANDRE OWENS (2)

41	at Texas A&M	12/27/03
33	at Wichita State	3/16/05

GALEN ROBINSON (2)

32	at Texas	12/27/97
31	Houston Baptist	11/27/96

GARY SHIVERS (2)

32	at Detroit	12/16/52
32	Wichita State	2/22/54

DOMINIC SMITH (2)

38	Southern Miss	1/23/02
30	Tulane	2/19/02

LANNY SMITH (2)

31	Southern Miss	2/3/04
30	New Orleans	12/16/04

POO WELCH (2)

38	vs. Notre Dame	3/20/71
31	Miami (Fla.)	2/14/70

CAMERON TYSON (2)

32	Our Lady of the Lake	2/6/21
31	at Tulane	1/28/21

WAYNE BALLARD

31	vs. Trinity	2/9/65
----	-------------	--------

MELVIN BELL

30	New Mexico	12/1/66
----	------------	---------

JOSH CARLTON

30	at South Florida	1/5/22
----	------------------	--------

DERRICK DANIELS

33	Rice	1/9/91
----	------	--------

COREY DAVIS Jr.

31	at Cincinnati	3/10/19
----	---------------	---------

DAN DOTSON

35	Bradley	2/25/57
----	---------	---------

CLYDE DREXLER

30	Biscayne	12/6/81
----	----------	---------

KIRK FORD

31	at Colorado	12/9/95
----	-------------	---------

ALVIN FRANKLIN

31	at Texas A&M	1/27/85
----	--------------	---------

JEFF HICKMAN

31	at Hawai'i	1/3/70
----	------------	--------

RICHARD HOLLIS

37	vs. Drexel	12/20/87
----	------------	----------

DAMON JONES

35	Tulsa	12/4/96
----	-------	---------

DWIGHT JONES

32	vs. SMU	12/29/72
----	---------	----------

DANRAD KNOWLES

31	Tulane	1/7/15
----	--------	--------

THEODIS LEE

40	UNLV	2/6/69
----	------	--------

DAVID MARRS

34	at Texas A&M	1/20/76
----	--------------	---------

LARRY MICHEAUX

30	vs. Villanova	3/27/83
----	---------------	---------

DEVONTA POLLARD

34	Memphis	2/10/16
----	---------	---------

CECIL ROSE

30	North Texas	12/17/77
----	-------------	----------

BYRON SMITH

31	at Texas	1/17/91
----	----------	---------

KEN SPAIN

33	San Francisco	12/28/68
----	---------------	----------

JHERROD STIGGERS

33	Houston Baptist	12/16/14
----	-----------------	----------

ALVARO TEHERAN

32	vs. Iowa State	11/30/90
----	----------------	----------

TaSHAWN THOMAS

31	at Tulsa	2/16/13
----	----------	---------

CHARLES THOMPSON

35	North Texas	12/17/77
----	-------------	----------

JOSEPH YOUNG

32	at Tulane	3/9/13
----	-----------	--------

MICHAEL YOUNG

30	Texas A&M	2/2/84
----	-----------	--------

KENNY YOUNGER

37	Sacramento State	12/21/99
----	------------------	----------



20-REBOUND CLUB

30-REBOUND CLUB

Career Leaders

Rk.	G	Player	Years
1.	2	Elvin Hayes	1965-68

25-REBOUND CLUB

Career Leaders

Rk.	G	Player	Years
1.	9	Elvin Hayes	1965-68
2.	5	Don Boldebeck	1954-56
3.	1	Lyle Harger	1960-63

20-REBOUND CLUB

Single-Season Leaders

Rk.	G	Player	Season
1.	13	Elvin Hayes	1967-68
2.	10	Don Boldebeck	1954-55
3.	7	Elvin Hayes	1965-66
t4.	5	Elvin Hayes	1966-67
		Don Boldebeck	1955-56
6.	4	Hakeem Olajuwon	1983-84
t7.	3	Dwight Jones	1972-73
		Dwight Jones	1971-72
t9.	2	Greg Anderson	1985-86
		Hakeem Olajuwon	1982-83
		Dwight Davis	1969-70
		Lyle Harger	1962-63
		Gary Shivers	1953-54

ELVIN HAYES (25)

37	at Centenary	2/10/68
30	Southwestern	2/12/66
28	Centenary	2/7/66
27	TCU	1/27/66
27	Valparaiso	2/24/68
27	Virginia Tech	3/2/68
27	vs. Loyola (Ill.)	3/9/68
25	Fairfield	1/29/68
25	TCU	3/16/68
24	St. Mary's (Texas)	2/15/67
24	vs. UCLA	3/24/67
24	Miami (Fla.)	2/15/68
24	vs. Louisville	3/15/68
23	at BYU	12/4/65
23	Montana State	12/14/67
22	Texas A&M	1/28/66
22	Hardin-Simmons	2/9/67
21	Trinity	1/8/66
21	Lamar	2/2/66
21	San Francisco	12/17/66
21	vs. Kent State	12/28/66
21	Abilene Christian	12/4/67
21	UT Arlington	2/22/68
21	at West Texas A&M	3/4/68
20	vs. Marquette	12/29/67

DON BOLDEBUCK (16)

27	Missouri	12/23/54
27	Trinity	1/28/56
26	at Texas A&M	12/2/54
25	at Sam Houston State	2/17/55
25	vs. Wichita State	1/2/56
24	at Oklahoma City	12/20/54
24	at Sam Houston State	1/30/56
23	Texas	1/29/55
23	at Tulsa	1/12/56
23	Bradley	2/20/56
22	Bradley	2/5/55
21	at Tulsa	2/21/55
20	vs. Oklahoma State	12/22/54
20	Oklahoma City	1/12/55
20	Saint Louis	2/28/55
20	Saint Louis	1/7/56

DWIGHT JONES (6)

23	Loyola (La.)	2/14/72
23	West Texas A&M	1/5/73
22	Southern Miss	11/27/72
21	Arizona State	12/11/71
20	Southern Miss	1/27/72
20	Centenary	2/1/73

HAKEEM OLAJUWON (6)

25	at Texas Tech	1/12/84
23	Rice	1/20/84
22	vs. Louisville	4/2/83
22	SMU	1/8/83
21	at Texas A&M	1/14/84
21	TCU	1/7/84

GREG ANDERSON (3)

24	Rice	2/7/87
20	BYU-Hawai'i	12/18/85
20	Texas Wesleyan	11/29/85

LYLE HARGER (3)

29	Texas Wesleyan	2/13/63
24	TCU	1/29/63
21	Trinity	2/16/63

DWIGHT DAVIS (2)

21	at UT Arlington	2/26/70
20	South Alabama	2/28/70

DARRELL MICKENS (2)

21	at Texas	1/30/90
20	Centenary	12/17/90

GARY SHIVERS (2)

21	Murray State	1/27/54
20	Saint Louis	2/1/54

KEN SPAIN (2)

23	Sacramento State	12/2/67
20	Texas A&M	1/28/69

SIDNEY EDWARDS

20	Rice	3/7/74
----	------	--------

LOUIS TRUSCOTT

21	at TCU	2/1/03
20	Tulane	2/19/02

TIM MOORE

20	Texas Lutheran	1/2/96
----	----------------	--------

STEVE NEWSOME

20	Oregon	12/12/70
----	--------	----------

MAURICE PRESLEY

23	Rice	3/7/74
----	------	--------

OLLIE TAYLOR

20	at Hawai'i	1/3/70
----	------------	--------

DOUBLE-DOUBLES
DOUBLE DUTY

Rob Gray (2017-18), **Hakeem Olajuwon** (1982-83), **Cecil Rose** (1977-78), **Louis Dunbar** (1974-75) and **Maurice Presley** (1973-74) are the only players to record two different kinds of double-doubles in a single season.

Gray, Rose, Dunbar and Presley enjoyed double-doubles with points-rebounds AND points-assists during their respective seasons.

Olajuwon is the only player in school history to record double-doubles with points-rebounds and points-blocks.

TASHAWN THOMAS

20	Florida A&M	11/9/12
----	-------------	---------

TRIPLE DOUBLES

Date	Date	Opponent	Pts.	Rebs.	Blks	Stls	Asts	Min
DeJon Jarreau	March 12, 2021	vs. Tulane	15	10	2	0	10	33:55
Bo Outlaw	Feb. 17, 1993	Texas A&M	10	14	10	2	2	37
Hakeem Olajuwon (10)	March 11, 1984	vs. Arkansas	20	11	10	2	1	27
Hakeem Olajuwon (9)	March 10, 1984	vs. Rice	15	14	10	1	1	35
Hakeem Olajuwon (8)	Feb. 11, 1984	at Texas	15	11	11	2	3	30
Hakeem Olajuwon (7)	Jan. 14, 1984	at Texas A&M	27	21	10	5	1	39
Hakeem Olajuwon (6)	Jan. 12, 1984	at Texas Tech	18	25	10	3	4	37
Hakeem Olajuwon (5)	Dec. 25, 1983	vs. Louisville	19	13	10	0	0	30
Hakeem Olajuwon (4)	Dec. 3, 1983	Biscayne	10	18	16	1	1	33
Hakeem Olajuwon (3)	April 4, 1983	vs. NC State	20	18	11	0	1	38
Hakeem Olajuwon (2)	Feb. 15, 1983	Texas	17	13	10	2	1	25
Hakeem Olajuwon	Jan. 10, 1983	Louisiana-Lafayette	13	12	11	2	2	38
Clyde Drexler	Dec. 11, 1982	at Syracuse	28	13	0	11	6	40
Dwight Davis	Jan. 20, 1971	UNLV	26	14	10	0	0	36
George Reynolds	Jan. 29, 1968	Fairfield	13	10	---	---	10	30
Elvin Hayes (2)	Jan. 6, 1968	Centenary	40	18	13	---	1	38
Elvin Hayes	Dec. 29, 1967	vs. Marquette	45	20	18	---	0	40



OUTSTANDING PERFORMANCES

20 POINTS – 20 REBOUNDS

Pts.	Reb.	Player	Opponent	Date
21	21	Louis Truscott	at TCU	2/1/03
22	20	Tim Moore	Texas Lutheran	1/2/96
20	20	Darrell Mickens	Centenary	12/17/90
36	20	Greg Anderson (2)	BYU-Hawai'i	12/18/85
23	20	Greg Anderson	Texas Wesleyan	11/29/85
27	21	Hakeem Olajuwon (2)	at Texas A&M	1/14/84
21	22	Hakeem Olajuwon	vs. Louisville	4/2/83
23	23	Maurice Presley	Rice	3/7/74
24	23	Dwight Jones (2)	Loyola (La.)	2/14/72
24	23	Dwight Jones	Southern Miss	1/27/72
20	20	Dwight Davis (2)	South Alabama	2/28/70
32	21	Dwight Davis	at UT Arlington	2/26/70
32	20	Ollie Taylor	at Hawai'i	1/3/70
23	20	Ken Spain (2)	Texas A&M	1/28/69
39	25	Elvin Hayes (25)	vs. TCU	3/16/68
35	24	Elvin Hayes (24)	vs. Louisville	3/15/68
49	27	Elvin Hayes (23)	vs. Loyola (Ill.)	3/9/68
39	21	Elvin Hayes (22)	at West Texas State	3/4/68
51	27	Elvin Hayes (21)	Virginia Tech	3/2/68
62	27	Elvin Hayes (20)	Valparaiso	2/24/68
44	21	Elvin Hayes (19)	UT Arlington	2/22/68
34	24	Elvin Hayes (18)	Miami (Fla.)	2/15/68
50	37	Elvin Hayes (17)	at Centenary	2/10/68
48	25	Elvin Hayes (16)	Fairfield	1/29/68
45	20	Elvin Hayes (15)	vs. Marquette	12/29/67
45	23	Elvin Hayes (14)	Montana State	12/14/67
33	21	Elvin Hayes (13)	Abilene Christian	12/4/67
23	20	Ken Spain	Sacramento State	12/2/67
25	24	Elvin Hayes (12)	vs. UCLA	3/24/67
30	24	Elvin Hayes (11)	St. Mary's (Texas)	2/15/67
42	22	Elvin Hayes (10)	Hardin-Simmons	2/9/67
22	21	Elvin Hayes (9)	Kent State	12/28/66
31	21	Elvin Hayes (8)	San Francisco	12/17/66
55	30	Elvin Hayes (7)	Southwestern	2/12/66
35	22	Elvin Hayes (6)	Texas A&M	1/28/66
33	27	Elvin Hayes (5)	TCU	1/27/66
30	21	Elvin Hayes (4)	Trinity	1/8/66
40	28	Elvin Hayes (3)	Centenary	2/7/66
27	21	Elvin Hayes (2)	Lamar	2/2/66
24	23	Elvin Hayes	at BYU	12/4/65
50	21	Lyle Harger (3)	Trinity	2/16/63
38	29	Lyle Harger (2)	Texas Wesleyan	2/13/63
27	24	Lyle Harger	TCU	1/29/63
27	23	Don Boldebeck (14)	Bradley	2/20/56
30	24	Don Boldebeck (13)	at Sam Houston State	1/30/56
32	27	Don Boldebeck (12)	Trinity	1/28/56
24	23	Don Boldebeck (11)	at Tulsa	1/12/56
28	20	Don Boldebeck (10)	Saint Louis	1/7/56
31	25	Don Boldebeck (9)	Wichita State	1/2/56
25	21	Don Boldebeck (8)	at Tulsa	2/21/55
50	25	Don Boldebeck (7)	at Sam Houston State	2/17/55
26	22	Don Boldebeck (6)	Bradley	2/5/55
29	23	Don Boldebeck (5)	Texas	1/29/55
28	20	Don Boldebeck (4)	Oklahoma City	1/12/55
24	27	Don Boldebeck (3)	Missouri	12/23/54
28	24	Don Boldebeck (2)	at Oklahoma City	12/20/54
24	26	Don Boldebeck	at Texas A&M	12/2/54
23	20	Don Shivers	Saint Louis	2/1/54



ANNUAL LEADERS

SCORING

Table with columns: Year, Name, Pts, Avg. Lists top scorers from 1946 to 1974-75.

SWC scoring champion

Table with columns: Year, Name, Pts, Avg. Lists SWC scoring champions from 1975-76 to 1979-80.

SWC scoring champion

Table with columns: Year, Name, Pts, Avg. Lists SWC scoring champions from 1980-81 to 1982-83.

SWC scoring champion

Table with columns: Year, Name, Pts, Avg. Lists SWC scoring champions from 1983-84 to 1999-98.

C-USA scoring champion

Table with columns: Year, Name, Pts, Avg. Lists C-USA scoring champions from 1999-99 to 2003-04.

C-USA scoring champion

Table with columns: Year, Name, Pts, Avg. Lists C-USA scoring champions from 2004-05 to 2015-16.

National & C-USA scoring champion

Table with columns: Year, Name, Pts, Avg. Lists National & C-USA scoring champions from 2009-10 to 2015-16.

The American scoring champion

Table with columns: Year, Name, Pts, Avg. Lists The American scoring champions from 2016-17 to 2017-18.

The American scoring champion

Table with columns: Year, Name, Pts, Avg. Lists The American scoring champions from 2017-18 to 2019-20.

Table with columns: Year, Name, Pts, Avg. Lists top scorers for 2020-21 and 2021-22.

FIELD GOAL PERCENTAGE

Table with columns: Year, Player, FG-A, Pct. Lists field goal percentage leaders from 1946 to 1961-62.

National field goal percentage champion

Table with columns: Year, Player, FG-A, Pct. Lists National field goal percentage champions from 1962-63 to 1982-83.

National & SWC field goal percentage champion

Table with columns: Year, Player, FG-A, Pct. Lists National & SWC field goal percentage champions from 1983-84 to 1999-98.

National & SWC field goal percentage champion

Table with columns: Year, Player, FG-A, Pct. Lists National & SWC field goal percentage champions from 1999-99 to 2003-04.

National & SWC field goal percentage champion

Table with columns: Year, Player, FG-A, Pct. Lists National & SWC field goal percentage champions from 2004-05 to 2015-16.

C-USA field goal percentage champion

Table with columns: Year, Player, FG-A, Pct. Lists C-USA field goal percentage champions from 2001-02 to 2015-16.

C-USA field goal percentage champion

Table with columns: Year, Player, FG-A, Pct. Lists C-USA field goal percentage champions from 2003-04 to 2021-22.

3-POINT FIELD GOAL PCT.

Table with columns: Year, Player, 3FG-A, Pct. Lists 3-point field goal percentage leaders from 1986-87 to 1999-98.

C-USA 3-point field goal percentage champion

Table with columns: Year, Player, 3FG-A, Pct. Lists C-USA 3-point field goal percentage champions for 1996-97 and 1997-98.

C-USA 3-point field goal percentage champion

Table with columns: Year, Player, 3FG-A, Pct. Lists C-USA 3-point field goal percentage champions from 1998-99 to 2021-22.

FREE THROW PERCENTAGE

Table with columns: Year, Player, FT-A, Pct. Lists free throw percentage leaders from 1946-47 to 1988-89.

Table with columns: Year, Name, Pts, Avg. Lists top scorers from 1989-90 to 2010-11.

C-USA free throw percentage champion

Table with columns: Year, Name, Pts, Avg. Lists C-USA free throw percentage champions from 2010-11 to 2021-22.

REBOUNDING

Table with columns: Year, Player, Reb., Avg. Lists rebounding leaders from 1953-54 to 1976-77.

SWC rebounding champion

Table with columns: Year, Player, Reb., Avg. Lists SWC rebounding champions from 1977-78 to 1981-82.

National & SWC rebounding champion

Table with columns: Year, Player, Reb., Avg. Lists National & SWC rebounding champions from 1983-84 to 1984-85.

SWC rebounding champion

Table with columns: Year, Player, Reb., Avg. Lists SWC rebounding champions from 1985-86 to 1990-91.

SWC rebounding champion

Table with columns: Year, Player, Reb., Avg. Lists SWC rebounding champions from 1991-92 to 1996-97.



ANNUAL LEADERS

1997-98	Galen Robinson (Sr.)	233	8.0
1998-99	William Stringfellow (Jr.)	260	9.6
1999-00	George Williams (Fr.)	263	8.5
2000-01	Patrick Okafor (Jr.)	242	8.6
2001-02	Louis Truscott (Jr.)	297	9.3

C-USA rebounding champion

2002-03	Louis Truscott (Sr.)	315	11.3
2003-04	Anwar Ferguson (Sr.)	201	7.4
2004-05	Ramon Dyer (Jr.)	186	5.6
2005-06	Ramon Dyer (Sr.)	190	6.1
2006-07	Jahmar Thorpe (Sr.)	200	6.1
2007-08	Dion Dowell (Sr.)	231	6.8
2008-09	Marcus Cousin (Sr.)	276	8.4
2009-10	Aubrey Coleman (Sr.)	259	7.4
2010-11	Maurice McNeil (Sr.)	221	7.6
2011-12	TaShawn Thomas (Fr.)	245	8.2
2012-13	TaShawn Thomas (So.)	322	9.8
2013-14	TaShawn Thomas (Jr.)	266	8.1
2014-15	LeRon Barnes (Jr.)	206	6.4
2015-16	Damyeon Dotson (Jr.)	217	6.8
2016-17	Damyeon Dotson (Sr.)	222	6.9
2017-18	Devin Davis (Sr.)	219	6.3
2018-19	Armoni Brooks (Jr.)	234	6.3
2019-20	Nate Hinton (So)	270	8.7

The American rebounding champion

2020-21	Justin Gorham (Sr.)	266	8.6
2021-22	Josh Carlton (Sr.)	237	6.2

ASSISTS

Year	Name	Asts.	Avg.
1962-63	Don Schverak (Sr.)	79	3.0
1963-64	Chet Oliver (Sr.)	90	3.5
1964-65	Joe Hamood (Sr.)	120	4.1
1965-66	Joe Hamood (Sr.)	190	6.6
1966-67	Gary Grider (Sr.)	158	5.1
1967-68	George Reynolds (Jr.)	157	5.6
1968-69	George Reynolds (Sr.)	117	4.5
1969-70	Poo Welch (Jr.)	180	6.0
1970-71	Poo Welch (Sr.)	134	4.6
1971-72	Steve Newsome (Jr.)	114	4.2
1972-73	Steve Newsome (Sr.)	121	4.5
1973-74	Donnell Hayes (Sr.)	162	6.2
1974-75	Louis Dunbar (Sr.)	93	3.6
1975-76	Otis Birdsong (Jr.)	97	3.5
1976-77	Ken Ciolli (So.)	201	5.4
1977-78	Ken Ciolli (Jr.)	160	4.8
1978-79	Ken Ciolli (Sr.)	173	5.6
1979-80	Rob Williams (Fr.)	127	4.5
1980-81	Rob Williams (So.)	146	4.9
1981-82	Rob Williams (Jr.)	134	4.5
1982-83	Reid Gettys (So.)	209	6.1
1983-84	Reid Gettys (Jr.)	309	8.3
1984-85	Reid Gettys (Sr.)	208	6.9
1985-86	Alvin Franklin (Sr.)	127	4.5
1986-87	Darrell McArthur (Fr.)	93	3.1
1987-88	Randy Brown (So.)	162	5.6
1988-89	Derrick Daniels (Fr.)	181	5.8
1989-90	Derrick Daniels (So.)	196	5.9
1990-91	Derrick Daniels (Jr.)	179	6.2
1991-92	Derrick Daniels (Sr.)	155	5.0
1992-93	Anthony Goldwire (Jr.)	170	5.7
1993-94	Anthony Goldwire (Sr.)	164	6.1
1994-95	Tommy Davis (Fr.)	121	4.3
1995-96	Damon Jones (So.)	105	3.9
1996-97	Damon Jones (Jr.)	132	4.9
1997-98	Shamahn McBride (Sr.)	67	2.5

C-USA assists champion

1998-99	Gee Gervin (Jr.)	106	3.9
1999-00	Gee Gervin (Sr.)	95	3.1
2000-01	Dominic Smith (Jr.)	111	3.8
2001-02	Kevin Gaines (So.)	116	5.5
2002-03	Andre Owens (So.)	89	3.2
2003-04	Lanny Smith (Fr.)	86	3.2
2004-05	Lanny Smith (So.)	134	4.2
2005-06	Lanny Smith (Jr.)	162	5.4
2006-07	Robert McKiver (Jr.)	112	3.4
2007-08	Lanny Smith (Sr.)	108	3.7
2008-09	Desmond Wade (Fr.)	113	3.4
2009-10	Desmond Wade (So.)	167	4.8
2010-11	Zamal Nixon (Sr.)	141	4.7
2011-12	Darian Thibodeaux (Sr.)	75	2.5
	J.J. Thompson (Fr.)	75	2.5
2012-13	J.J. Thompson (So.)	83	2.9
2013-14	L.J. Rose (So.)	154	5.5
2014-15	L.J. Rose (Jr.)	101	5.3
2015-16	Galen Robinson Jr. (Fr.)	110	3.4

2016-17	Galen Robinson Jr. (So.)	155	4.8
2017-18	Rob Gray (Sr.)	148	4.4
2018-19	Galen Robinson Jr. (Sr.)	183	4.9
2019-20	DeJon Jarreau (Jr.)	110	3.7
2020-21	DeJon Jarreau (Sr.)	133	4.3
2021-22	Jamal Shead (So.)	221	5.8

STEALS

Year	Player	St.	Avg.
1972-73	Donnell Hayes (Jr.)	44	1.7
1973-74	Donnell Hayes (Sr.)	63	2.4
1974-75	Otis Birdsong (So.)	58	2.2
1975-76	Otis Birdsong (Jr.)	47	1.7
1976-77	Otis Birdsong (Sr.)	69	1.9
1977-78	Ken Ciolli (Jr.)	78	2.4
1978-79	Ken Ciolli (Sr.)	75	2.4
1979-80	Kenneth Williams (Sr.)	54	1.9
1980-81	Rob Williams (So.)	62	2.1
1981-82	Clyde Drexler (So.)	97	3.0
1982-83	Clyde Drexler (Jr.)	113	3.3
1983-84	Michael Young (Sr.)	66	1.8
1984-85	Eric Dickens (Sr.)	69	2.3
1985-86	Rickie Winslow (Jr.)	52	1.9
1986-87	Rickie Winslow (Sr.)	46	1.5
1987-88	Randy Brown (So.)	77	2.7
1988-89	Richard Hollis (Sr.)	48	1.5
1989-90	Craig Upchurch (Jr.)	58	1.8
1990-91	Derrick Daniels (Jr.)	44	1.5
1991-92	Bo Outlaw (Jr.)	54	1.7
1992-93	Bo Outlaw (Sr.)	68	2.3
1993-94	Anthony Goldwire (Sr.)	58	2.1
1994-95	Tommie Davis (Fr.)	49	1.7
1995-96	Damon Jones (So.)	39	1.4
1996-97	Damon Jones (Jr.)	38	1.4
1997-98	Shamahn McBride (Sr.)	45	1.7
1998-99	Gee Gervin (Jr.)	49	1.8
1999-00	George Williams (Fr.)	48	1.5

C-USA steals champion

2000-01	Dominic Smith (Jr.)	65	2.2
2001-02	Dominic Smith (Sr.)	46	1.5
2002-03	Andre Owens (So.)	26	0.9
2003-04	Andre Owens (Jr.)	42	1.2
2004-05	Brian Latham (Jr.)	84	2.6
2005-06	Oliver Lafayette (Jr.)	105	3.4

C-USA steals champion

2006-07	Oliver Lafayette (Sr.)	78	2.4
2007-08	Robert McKiver (Sr.)	56	1.6

C-USA steals champion

2008-09	Aubrey Coleman (Jr.)	75	2.3
---------	----------------------	----	-----

BLOCKED SHOTS

Year	Player	Blk.	Avg.
1970-71	Dwight Davis (Jr.)	125	4.3
1971-72	Dwight Davis (Sr.)	106	3.9
1972-73	Dwight Jones (Jr.)	97	3.7
1973-74	Maurice Presley (Jr.)	48	1.8
1974-75	Maurice Presley (Sr.)	40	1.5
1975-76	David Marrs (Sr.)	44	1.6
1976-77	Mike Schultz (Jr.)	35	0.9
1977-78	Mike Schultz (Sr.)	17	0.5
1978-79	Victor Ewing (Jr.)	17	0.6
	Ralph Hamilton (So.)	17	0.7
1979-80	Marshall Sauls (Sr.)	13	0.5
1980-81	Larry Micheaux (So.)	49	1.7
1981-82	Hakeem Olajuwon (Fr.)	72	2.5
1982-83	Hakeem Olajuwon (So.)	175	5.1
1983-84	Hakeem Olajuwon (Jr.)	207	5.6
1984-85	Greg Anderson (So.)	72	2.4
1985-86	Greg Anderson (Sr.)	75	2.7
1986-87	Greg Anderson (Jr.)	56	1.9
1987-88	Rolando Ferreira (Sr.)	50	1.6
1988-89	Craig Upchurch (So.)	13	0.4

1989-90	Carl Herrera (Jr.)	65	2.0
1990-91	Alvaro Teheran (Sr.)	52	1.8
1991-92	Bo Outlaw (Jr.)	97	3.1
1992-93	Bo Outlaw (Sr.)	114	3.8
1993-94	Tim Moore (So.)	16	0.8
1994-95	Tim Moore (Jr.)	85	3.0
1995-96	Anthony Knox (Jr.)	41	1.5
1996-97	Galen Robinson (Jr.)	29	1.1
1997-98	Galen Robinson (Sr.)	37	1.3
1998-99	William Stringfellow (Jr.)	50	1.9
1999-00	Kenny Younger (Sr.)	25	0.8
2000-01	George Williams (So.)	27	1.0
2001-02	George Williams (Jr.)	56	1.8
2002-03	Anwar Ferguson (Jr.)	49	1.8

National & C-USA blocks champion

2003-04	Anwar Ferguson (Sr.)	111	4.1
2004-05	Ramon Dyer (Jr.)	50	1.6
2005-06	Ramon Dyer (Sr.)	33	1.1
2006-07	Dion Dowell (Jr.)	29	1.1
2007-08	Dion Dowell (Sr.)	52	1.5
2008-09	Marcus Cousin (Sr.)	69	2.1
2009-10	Maurice McNeil (Jr.)	38	1.2
2010-11	Maurice McNeil (Sr.)	42	1.4
2011-12	TaShawn Thomas (Fr.)	64	2.1
2012-13	TaShawn Thomas (So.)	55	1.7
2013-14	TaShawn Thomas (Jr.)	90	2.7
2014-15	Danrad Knowles (So.)	42	1.3
2015-16	Danrad Knowles (Jr.)	28	0.9
2016-17	Bertrand Nkalli (Sr.)	38	1.2
2017-18	Fabian White Jr. (Fr.)	32	0.9
2018-19	Brison Gresham (So.)	48	1.3
2019-20	Chris Harris Jr. (Sr.)	61	2.0
2020-21	Brison Gresham (Sr.)	46	1.5
2021-22	Fabian White Jr. (Sr.)	53	1.4

MINUTES PLAYED

Year	Player	Min.	Avg.
1964-65	Joe Hamood (Jr.)	1,004	34.6
1965-66	Not Available		
1966-67	Elvin Hayes (Jr.)	1,119	36.1
1967-68	Elvin Hayes (Sr.)	1,270	38.5
1968-69	Ken Spain (Sr.)	943	36.3
1969-70	Ollie Taylor (Sr.)	1,153	38.4
1970-71	Poo Welch (Sr.)	1,131	39.0
1971-72	Dwight Davis (Sr.)	1,014	37.6
1972-73	Dwight Jones (Jr.)	951	35.2
1973-74	Louis Dunbar (Jr.)	941	36.2
1974-75	Louis Dunbar (Sr.)	975	37.5
1975-76	Otis Birdsong (Jr.)	1,082	38.6
1976-77	Otis Birdsong (Sr.)	1,342	37.3
1977-78	Cecile Rose (Sr.)	1,044	31.6
1978-79	Kenneth Williams (Jr.)	998	32.2
1979-80	Kenneth Williams (Sr.)	904	32.3
1980-81	Rob Williams (So.)	1,171	39.0
1981-82	Rob Williams (Jr.)	1,055	35.2
1982-83	Clyde Drexler (Jr.)	1,186	34.9
1983-84	Michael Young (Sr.)	1,354	36.6
1984-85	Alvin Franklin (Jr.)	1,066	35.5
1985-86	Alvin Franklin (Sr.)	1,089	35.0
1986-87	Greg Anderson (Sr.)	1,057	35.2
1987-88	Richard Hollis (Jr.)	1,109	35.8
1988-89	Richard Hollis (Sr.)	1,103	35.6
1989-90	Derrick Daniels (So.)	1,089	33.0
1990-91	Derrick Daniels (Jr.)	1,021	35.2
1991-92	Craig Upchurch (Sr.)	979	31.0
	Bo Outlaw (Jr.)	979	31.0
1992-93	Anthony Goldwire (Jr.)	1,110	37.0
1993-94	Anthony Goldwire (Sr.)	995	36.9
1994-95	Tim Moore (Jr.)	939	33.5
1995-96	Tim Moore (Sr.)	714	34.0
1996-97	Damon Jones (Jr.)	968	35.6
1997-98	Shamahn McBride (Sr.)	868	32.1
1998-99	Kenny Younger (Jr.)	938	34.7
1999-00	George Williams (Fr.)	1,099	35.5
2000-01	George Williams (So.)	932	34.5
2001-02	Dominic Smith (Sr.)	1,069	34.5
2002-03	Louis Truscott (Sr.)	1,004	35.9
2003-04	Andre Owens (Jr.)	998	37.0
2004-05	Andre Owens (Sr.)	1,114	34.8
2005-06	Lanny Smith (Jr.)	1,011	33.7
2006-07	Robert McKiver (Jr.)	1,236	37.5
2007-08	Robert McKiver (Sr.)	1,183	34.8
2008-09	Kelvin Lewis (Jr.)	1,218	36.9
2009-10	Aubrey Coleman (Sr.)	1,293	36.9
2010-11	Darian Thibodeaux (Jr.)	1,052	35.1
2011-12	Joseph Young (Fr.)	904	30.1

2012-13	Joseph Young (So.)	1,048	32.8
2013-14	TaShawn Thomas (Jr.)	1,044	31.6
2014-15	Jherrod Stiggers (Jr.)	1,105	35.6
2015-16	Damyeon Dotson (Jr.)	991	31.0
2016-17	Damyeon Dotson (Sr.)	1,098	34.3
2017-18	Rob Gray (Sr.)	1,083	31.9
2018-19	Corey Davis Jr. (Sr.)	1,223	33.1
2019-20	Nate Hinton (So.)	1,223	30.2
2020-21	Quentin Grimes (Jr.)	982	32.7
2021-22	Kyler Edwards (Sr.)	1,261	34.1

PERSONAL FOULS

Year	Player	Fouls	Avg.
1954-55	Jim Hatten (Sr.)	94	3.8
1955-56	Don Boldebeck (Sr.)	88	3.4
1956-57	Ray Patoprsty (So.)	81	3.3
1957-58	Larry Byrd (Sr.)	85	3.4
1958-59	Rich Apolskis (So.)	79	3.0
1959-60	Gary Phillips (Jr.)	73	2.9
1960-61	Ted Luckenbill (Sr.)	86	3.1
1961-62	Lyle Harger (Jr.)	93	3.4
1962-63	Lyle Harger (Sr.)	83	3.2



TEAM YEAR-BY-YEAR STATISTICS

Table with columns: Year, GP, FG-A, Pct, 3FG-A, Pct, FT-A, Pct, Reb, Avg, PF, FO, Ast, TO, Blk, Stl, Pts, Avg. Rows include years from 2021-22 down to 1983-84, with opponent statistics listed below each year's stats.

RECORDS



HOUSTON as a RANKED TEAM

#1 (22-3)

Table listing basketball games for Houston ranked #1, including NCAA National Championship, Final Four, and various regional tournaments.

#2 (19-1)

Table listing basketball games for Houston ranked #2, including Game of the Century and various regional tournaments.

#3 (8-3)

Table listing basketball games for Houston ranked #3, including Chaminade Classic and Kettle Classic.

#4 (6-1)

Table listing basketball games for Houston ranked #4, including games against Virginia and Texas Tech.

#5 (14-5)

Table listing basketball games for Houston ranked #5, including games against Our Lady of the Lake and various regional tournaments.

#6 (29-5)

Table listing basketball games for Houston ranked #6, including games against Memphis and various regional tournaments.

#7 (27-5)

Table listing basketball games for Houston ranked #7, including The American Championship Title Game.

Table listing basketball games for Houston ranked #7/5, including games against Texas A&M and Texas Tech.

Table listing basketball games for Houston ranked #7, including NCAA Tournament Midwest Region First Round.

Table listing basketball games for Houston ranked #7, including NCAA Tournament Final Four.

Table listing basketball games for Houston ranked #7, including NCAA Tournament Final Four.

Table listing basketball games for Houston ranked #7, including NCAA Tournament Midwest Regional.

Table listing basketball games for Houston ranked #7, including NCAA Tournament Midwest Regional.

Table listing basketball games for Houston ranked #7, including NCAA Tournament Midwest Region First Round.

Table listing basketball games for Houston ranked #7, including NCAA Tournament Midwest Region First Round.

Table listing basketball games for Houston ranked #7, including NCAA Tournament Midwest Region First Round.

Table listing basketball games for Houston ranked #7, including NCAA Tournament Midwest Region First Round.

Table listing basketball games for Houston ranked #7, including NCAA Tournament Midwest Region First Round.

Table listing basketball games for Houston ranked #7, including NCAA Tournament Midwest Region First Round.

Table listing basketball games for Houston ranked #7, including NCAA Tournament Midwest Region First Round.

Table listing basketball games for Houston ranked #7, including NCAA Tournament Midwest Region First Round.

Table listing basketball games for Houston ranked #7, including NCAA Tournament Midwest Region First Round.

Table listing basketball games for Houston ranked #7, including NCAA Tournament Midwest Region First Round.

Table listing basketball games for Houston ranked #7, including NCAA Tournament Midwest Region First Round.

Table listing basketball games for Houston ranked #7, including NCAA Tournament Midwest Region First Round.

Table listing basketball games for Houston ranked #7, including NCAA Tournament Midwest Region First Round.

Table listing basketball games for Houston ranked #7, including NCAA Tournament Midwest Region First Round.

Table listing basketball games for Houston ranked #7, including NCAA Tournament Midwest Region First Round.

Table listing basketball games for Houston ranked #7, including NCAA Tournament Midwest Region First Round.

Table listing basketball games for Houston ranked #7, including NCAA Tournament Midwest Region First Round.

Table listing basketball games for Houston ranked #7, including NCAA Tournament Midwest Region First Round.

Table listing basketball games for Houston ranked #7, including NCAA Tournament Midwest Region First Round.

Table listing basketball games for Houston ranked #7, including NCAA Tournament Midwest Region First Round.

Table listing basketball games for Houston ranked #7, including NCAA Tournament Midwest Region First Round.

Table listing basketball games for Houston ranked #7, including NCAA Tournament Midwest Region First Round.

Table listing basketball games for Houston ranked #7, including NCAA Tournament Midwest Region First Round.

Table listing basketball games for Houston ranked #7, including NCAA Tournament Midwest Region First Round.

Table listing basketball games for Houston ranked #7, including NCAA Tournament Midwest Region First Round.

Table listing basketball games for Houston ranked #7, including NCAA Tournament Midwest Region First Round.

Table listing basketball games for Houston ranked #7, including NCAA Tournament Midwest Region First Round.

Table listing basketball games for Houston ranked #7, including NCAA Tournament Midwest Region First Round.

Table listing basketball games for Houston ranked #7, including NCAA Tournament Midwest Region First Round.

Table listing basketball games for Houston ranked #7, including NCAA Tournament Midwest Region First Round.

Table listing basketball games for Houston ranked #7, including NCAA Tournament Midwest Region First Round.

RECORDS



HOUSTON as a RANKED TEAM

#11 (16-2)

#11/11	1/10/22	W	66-64	* at Tulsa
#11/11	1/17/21	W	75-58	* UCF
#11/11	1/9/21	W	71-50	* Tulane
#11/11	1/6/21	W	70-63	* Wichita State
<i>NCAA Tournament Midwest Regional (Kansas City, Mo.)</i>				
#11/9	3/29/19	L	58-62	vs. #7/7 Kentucky
<i>NCAA Tournament Midwest Region (Tulsa, Okla.)</i>				
#11/9	3/24/19	W	74-59	vs. Ohio State
<i>NCAA Tournament Midwest Region (Tulsa, Okla.)</i>				
#11/9	3/22/19	W	84-55	vs. Georgia State
<i>American Championship (Orlando)</i>				
#11/10	3/17/19	L	57-69	vs. #24/23 Cincinnati
<i>American Championship (Orlando)</i>				
#11/10	3/16/19	W	61-58	at Memphis
<i>American Championship (Orlando)</i>				
#11/10	3/15/19	W	84-45	vs. UConn
#11/	12/4/82	W	78-59	at Biscayne
#11/	12/1/82	W	74-65	Mississippi State
#11/	2/10/73	W	82-80	#13/ Louisiana
#11/	2/8/73	W	96-75	Houston Baptist
#11/	2/2/73	W	90-85	Cincinnati
#11/	2/1/73	W	89-85	Centenary
#11/	1/27/73	W	104-94	UNLV
#11/	1/10/70	W	91-83	West Texas A&M

#12 (17-7)

#12/14	1/8/22	W	76-66	* Wichita State
#12/14	1/5/22	W	83-66	* at South Florida
#12/14	1/2/22	W	66-61	* at Temple
<i>Maui Jim Maui Invitational (Las Vegas)</i>				
#12/11	11/24/21	W	78-49	vs. rv/#23 Oregon
#12/11	11/23/21	L	63-65	vs. Wisconsin
#12/11	11/22/21	W	70-52	vs. Butler
#12/10	2/28/21	W	98-52	* USF
#12/10	2/25/21	W	81-57	rv/- WKU
#12/12	3/10/19	W	85-69	* at #20/19 Cincinnati
#12/12	3/7/19	W	90-79	* SMU
#12/12	2/10/19	W	65-58	* #25/23 Cincinnati
#12/12	2/7/19	W	77-68	* at UCF
#12/12	1/31/19	W	73-66	* Temple
#12/	1/16/73	W	96-77	at Rice
#12/	12/11/71	W	88-76	#17/ Arizona State
#12/	12/10/71	L	97-98	#17/ Arizona State
#12/	12/6/71	L	88-97	at Louisiana-Lafayette (1)
<i>NCAA Tournament Midwest Regional - Lawrence, Kan.</i>				
#12/	3/14/70	L	98-107	vs. Kansas State
<i>NCAA Tournament Midwest Regional - Lawrence, Kan.</i>				
#12/	3/12/70	L	87-92	vs. #14 Drake
#12/	1/31/70	L	84-91	at Utah State
#12/	1/30/70	W	82-69	at Montana State
#12/	1/27/70	W	92-88	at Seattle
<i>Cable Car Classic (San Francisco)</i>				
#12/	12/13/68	L	50-75	vs. #16/ Santa Clara
<i>Cable Car Classic (San Francisco)</i>				
#12/	12/14/68	W	98-75	vs. BYU

#13 (5-2)

#13/14	12/22/21	W	80-47	Texas State
<i>Sun Bowl Classic (El Paso, Texas)</i>				
#13/	12/29/72	W	115-102	vs. SMU
<i>Sun Bowl Classic (El Paso, Texas)</i>				
#13/	12/28/72	L	72-75	vs. #15/ Indiana
#13/25	2/28/72	L	108-110 (OT)	at Jacksonville
<i>NCAA Tournament Midwest Regional (Lawrence, Kan.)</i>				
#13/	3/7/70	W	71-64	vs. Dayton
#13/	3/4/70	W	62-58	at Creighton
#13/	3/2/70	W	96-80	at West Texas A&M

#14 (21-8)

#14/14	3/6/22	L	61-75	* at Memphis
#14/14	3/3/22	W	84-46	* Temple
#14/14	3/1/22	W	71-53	* Cincinnati
#14/15	2/27/22	W	75-61	* SMU
#14/15	2/23/22	W	81-67	* at Tulane
#14/15	2/20/22	W	76-74 (2OT)	* at Wichita State
#14/15	2/17/22	W	70-52	* UCF
<i>Hoop Hype XL (College Basketball Showcase (Fort Worth, Texas))</i>				
#14/13	12/18/21	W	72-61	vs. Oklahoma State
#14/13	12/14/21	W	71-56	Louisiana
#14/13	12/11/21	L	82-83	at Alabama
#14/13	12/6/21	W	77-45	Alcorn State
#14/13	12/6/21	W	77-45	Alcorn State
#14/	1/22/83	W	75-60	* #4/ Arkansas
#14/	1/17/83	W	98-73	* Texas Tech
<i>Suntory Classic (Tokyo)</i>				
#14/	12/17/82	W	82-57	vs. Utah
<i>Suntory Classic (Tokyo)</i>				
#14/	12/16/82	L	63-72	vs. #1/ Virginia

Kettle Classic (Houston)

#14/	11/28/82	W	106-72	Lamar
<i>Kettle Classic (Houston)</i>				
#14/	11/26/82	W	104-63	Arizona
#14/	1/9/82	W	78-68	*at Texas Tech
#14/	1/4/82	W	63-61	*Rice
<i>NCAA Tournament Midwest Region (Tulsa, Okla.)</i>				
#14/	3/12/78	L	77-100	vs. #10/ Notre Dame
#14/	12/8/73	W	97-73	Florida
#14/	12/6/73	W	119-71	Wabash College
#14/	12/3/73	L	81-87	at #9/ Louisville
#14/	12/1/73	L	74-97	at #5/ North Carolina
<i>NCAA Tournament Midwest Regional (Wichita, Kan.)</i>				
#14/	3/20/71	W	119-106	vs. #12/ Notre Dame
<i>NCAA Tournament Midwest Regional (Wichita, Kan.)</i>				
#14/	3/18/71	L	77-78	vs. #4/ Kansas
#14/	2/25/56	L	72-82	* at Wichita State
#14/	2/20/56	W	68-53	* Bradley

#15 (16-4)

<i>NCAA Tournament South Region Elite Eight (AT&T Center - San Antonio, Texas)</i>				
#15/15	3/26/22	L	44-50	vs. #6/5 Villanova
<i>NCAA Tournament South Region Sweet 16 (AT&T Center - San Antonio, Texas)</i>				
#15/15	3/24/22	W	72-60	vs. #2/2 Arizona
<i>NCAA Tournament South Region Second Round (PPG Paints Arena - Pittsburgh)</i>				
#15/15	3/18/22	W	68-53	vs. #19/16 Illinois
<i>NCAA Tournament South Region First Round (PPG Paints Arena - Pittsburgh)</i>				
#15/15	3/18/22	W	82-68	vs. UAB
#15/14	11/30/21	W	99-58	Northwestern State
#15/14	11/12/21	W	79-46	Rice
#15/14	11/9/21	W	83-75 (OT)	Hofstra
#15/	12/2/72	L	61-65	at Seattle
#15/	12/1/72	W	72-60	at Washington State
#15/	11/27/72	W	104-77	Southern Miss
#15/	11/24/72	W	92-71	New Orleans
#15/	3/1/71	L	77-86	at West Texas A&M
#15/	2/13/71	L	89-92	at Loyola (La.)
#15/	2/28/70	W	128-90	South Alabama
#15/	2/26/70	W	102-84	at UT Arlington
#15/	2/21/70	W	97-72	at Centenary
#15/	2/19/70	W	99-80	Loyola (La.)
#15/	2/14/70	W	118-98	Miami (Fla.)
#15/	2/12/70	W	109-92	Hardin-Simmons

#16 (9-0)

#16/	1/15/83	W	77-52	* at Texas
#16/	1/12/83	W	54-51	* at TCU
#16/	1/10/83	W	79-78	Louisiana-Lafayette
#16/	12/16/72	W	79-75	California
#16/	12/11/72	W	59-47	St. Mary's (Texas)
#16/	2/26/72	W	96-79	Houston Baptist
#16/	2/24/72	W	105-81	Corpus Christi State
#16/	2/7/70	W	78-77 (2OT)	Creighton
#16/	2/5/70	W	118-77	St. Mary's (Texas)

#17 (7-3)

<i>Southwest Showcase (Dickies Arena - Fort Worth, Texas)</i>				
#17/18	11/29/20	W	64-53	#14/13 Texas Tech
<i>Southwest Showcase (Fertitta Center)</i>				
#17/18	11/27/20	W	68-58	Boise State
#17/18	11/25/20	W	84-65	Lamar
#17/17	1/27/19	W	77-65	at Tulsa
#17/17	1/23/19	W	94-50	* ECU
#17/15	1/12/19	W	79-70	* Wichita State
#17/15	1/9/19	L	69-73	at Temple
#17/	12/3/70	W	81-68	Northwestern State
<i>NCAA Tournament Midwest Region First Round (Lawrence, Kan.)</i>				
#17/	3/17/56	L	70-89	vs. Kansas State
<i>NCAA Tournament Midwest Region First Round (Lawrence, Kan.)</i>				
#17/	3/16/56	L	74-89	vs. #8/ SMU

#18 (10-1)

<i>The American Championship Title Game (Dickies Arena, Fort Worth, Texas)</i>				
#18/18	3/13/22	W	71-53	vs. Memphis
<i>The American Championship Semifinals (Dickies Arena, Fort Worth, Texas)</i>				
#18/18	3/12/22	W	86-66	vs. Tulane
<i>The American Championship Quarterfinals (Dickies Arena, Fort Worth, Texas)</i>				
#18/18	3/11/22	W	69-56	vs. Cincinnati
#18/	1/2/83	W	112-58	Pacific
#18/	12/27/82	W	93-92	at Pepperdine
<i>Sugar Bowl Classic (New Orleans)</i>				
#18/	12/29/81	W	73-69	vs. LSU

Sugar Bowl Classic (New Orleans)

#18/	12/28/81	W	59-58	vs. Purdue
<i>NCAA Tournament Midwest Region (Houston)</i>				
#18/	3/13/71	W	77-69	New Mexico State
#18/	2/6/71	W	93-92	Seattle
#18/	2/4/71	W	81-75	at Long Island
#18/	2/27/56	L	67-76	at Oklahoma City
#18/	2/18/56	W	62-60	* Oklahoma State

#19 (7-2)

#19/17	1/6/19	W	90-77	* Memphis
#19/17	1/2/19	W	74-56	* Tulsa
#19/	1/8/83	W	105-71	* SMU
#19/	1/4/83	W	84-61	* Texas A&M
#19/	1/23/82	L	66-67	* at #15/ Arkansas
<i>NCAA Tournament Midwest Region (Las Cruces, N.M.)</i>				
#19/	3/11/72	L	74-85	vs. Texas
#19/	3/4/72	W	94-91	at Denver
#19/	12/20/69	W	77-73	#13/ USC
#19/	12/17/69	W	91-76	#11/ Santa Clara

#20 (7-4)

#20/19	2/15/20	L	72-73 (OT)	* at SMU
#20/19	2/12/20	W	62-58	* at USF
#20/	12/7/74	L	87-96	#9/ North Carolina
#20/	12/2/74	L	87-91	#8/ Louisville
#20/	12/9/72	W	114-73	Xavier
#20/	12/4/72	W	77-71	at Colorado
#20/	12/6/69	W	70-64	Centenary
#20/	12/4/69	W	88-70	UT Arlington
#20/	12/1/69	W	89-72	Louisiana-Lafayette
#20/	12/16/68	W	87-84 (OT)	Kansas State
#20/	12/21/68	L	84-97	Illinois

#21 (9-4)

#21/21	3/8/20	W	64-57	* Memphis
#21/21	3/5/20	L	71-77	* at UConn
#21/20	2/1/20	L	62-64	* at Cincinnati
#21/20	1/29/20	W	69-59	* at ECU
#21/17	1/19/19	W	69-60	* at USF
#21/17	1/16/19	W	69-58	* at SMU
#21/20	12/23/18	W	75-44	Coppin State
#21/20	12/20/18	W	60-50	Utah State
<i>NCAA Tournament West Region (Wichita, Kan.)</i>				
#21/19	3/17/18	L	63-64	vs. #7/7 Michigan
<i>NCAA Tournament West Region (Wichita, Kan.)</i>				
#21/19	3/15/18	W	67-65	vs. rv/rv San Diego State

<i>American Championship (Orlando)</i>				
#21/21	3/11/18	L	55-56	vs. #8/8 Cincinnati
<i>American Championship (Orlando)</i>				
#21/21	3/10/18	W	77-74	vs. #11/14 Wichita State
<i>American Championship (Orlando)</i>				
#21/21	3/9/18	W	84-56	vs. UCF

#22 (2-1)

<i>American Championship Quarterfinals (Fort Worth, Texas)</i>				
#22/22	2/22/20	L	59-60	* at Memphis
#22/22	2/19/20	W	76-43	* Tulsa
#22/19	12/29/18	W	80-59	rv/- NJIT

#23 (1-1)

#23/23	2/25/18	W	109-58	* ECU
#23/23	2/22/18	L	85-91	* at Memphis

#24 (2-0)

#24/22	12/16/18	W	68-64	Saint Louis
#24/22	12/12/18	W	82-76	LSU

#25 (7-3)

#25/rv	3/1/20	W	68-55	* Cincinnati
#25/25	2/9/20	W	73-46	* rv/rv Wichita State
#25/25	2/6/20	W	75-62	* Tulane
#25/24	1/26/20	W	68-49	* USF
#25/24	1/23/20	W	63-59	* UConn
#25/rv	3/4/18	W	81-71	* UConn
#25/rv	2/28/18	W	69-56	* at SMU
<i>GMAC Bowl Coors Classic (Mobile, Ala.)</i>				
#25/rv	12/17/05	L	62-66	at South Alabama
#25/	1/30/93	L	60-70	* at SMU
#25/	1/26/93	L	74-78	* at Texas Tech



HOUSTON vs. RANKED TEAMS

#1 (2-10)

Table with 4 columns: Date, Result, Score, Opponent. Includes games from 2/13/08 to 2/6/60.

#2 (4-9)

Table with 4 columns: Date, Result, Score, Opponent. Includes games from 3/24/22 to 2/21/50.

#3 (2-9)

Table with 4 columns: Date, Result, Score, Opponent. Includes games from 4/3/21 to 12/29/56.

#4 (3-11)

Table with 4 columns: Date, Result, Score, Opponent. Includes games from 3/13/09 to 1/9/54.

#5 (4-12)

Table with 4 columns: Date, Result, Score, Opponent. Includes games from 2/15/18 to 2/6/50.

#6 (2-3)

Table with 4 columns: Date, Result, Score, Opponent. Includes games from 3/26/22 to 12/1/66.

#7 (5-11)

Table with 4 columns: Date, Result, Score, Opponent. Includes games from 3/29/19 to 3/5/53.

#8 (3-9)

Table with 4 columns: Date, Result, Score, Opponent. Includes games from 3/11/18 to 1/13/54.

#9 (5-9)

Table with 4 columns: Date, Result, Score, Opponent. Includes games from 12/11/21 to 12/20/93.

SWC Classic (Dallas)

Table with 4 columns: Date, Result, Score, Opponent. Includes games from 3/11/90 to 2/27/71.

NCAA Tournament Midwest Region (Wichita, Kan.)

Table with 4 columns: Date, Result, Score, Opponent. Includes games from 3/15/68 to 1/12/59.

Played in Houston Coliseum (Houston)

Table with 4 columns: Date, Result, Score, Opponent. Includes games from 2/18/53 to 2/20/52.

#10 (5-8)

Table with 4 columns: Date, Result, Score, Opponent. Includes games from 2/7/04 to 12/14/85.

Chaminade Classic (Honolulu)

Table with 4 columns: Date, Result, Score, Opponent. Includes game from 12/25/83.

NCAA Tournament Midwest Region (Tulsa, Okla.)

Table with 4 columns: Date, Result, Score, Opponent. Includes game from 3/13/82.

NCAA Tournament Midwest Region (Tulsa, Okla.)

Table with 4 columns: Date, Result, Score, Opponent. Includes games from 3/12/78 to 12/6/76.

Trojan Classic (Los Angeles)

Table with 4 columns: Date, Result, Score, Opponent. Includes game from 12/29/70.

Jayhawk Classic (Lawrence, Kan.)

Table with 4 columns: Date, Result, Score, Opponent. Includes game from 12/18/70.

Sugar Bowl Classic (New Orleans)

Table with 4 columns: Date, Result, Score, Opponent. Includes game from 12/28/62.

City of Roses Tournament (Portland, Ore.)

Table with 4 columns: Date, Result, Score, Opponent. Includes games from 12/15/61 to 1/11/58.

#11 (7-7)

Table with 4 columns: Date, Result, Score, Opponent. Includes games from 11/22/19 to 2/18/97.

Played at Market Square Arena (Indianapolis)

Table with 4 columns: Date, Result, Score, Opponent. Includes games from 12/10/93 to 1/2/93.

2/26/84 W 64-61 * #11/11 Arkansas

2/17/79 L 58-78 * at #11/ Arkansas

1/10/79 L 43-69 * #11/ Texas A&M

NIT (New York)

Table with 4 columns: Date, Result, Score, Opponent. Includes games from 3/17/77 to 12/17/69.

1/23/60 W 88-79 at #11/ Miami (Fla.)

2/11/56 W 67-66 * at #11/ Saint Louis

Played in Houston Coliseum (Houston)

Table with 4 columns: Date, Result, Score, Opponent. Includes game from 1/24/53.

#12 (6-12)

Table with 4 columns: Date, Result, Score, Opponent. Includes games from 2/1/16 to 1/22/90.

3/4/84 L 68-73 * at #12/12 Arkansas

2/8/82 W 77-63 * at #12/ Texas

2/3/79 L 58-66 * at #12/ Texas A&M

11/30/78 L 80-88 at #12/ USC

SWC Classic (Houston)

Table with 4 columns: Date, Result, Score, Opponent. Includes game from 3/4/78.

Holiday Classic (Las Vegas)

Table with 4 columns: Date, Result, Score, Opponent. Includes game from 12/29/75.

2/4/72 W 94-86 #12/ Florida State

1/16/72 L 79-86 at #12/ Florida State

NCAA Tournament Midwest Region (Wichita, Kan.)

Table with 4 columns: Date, Result, Score, Opponent. Includes game from 3/20/71.

Jayhawk Classic (Lawrence, Kan.)

Table with 4 columns: Date, Result, Score, Opponent. Includes game from 12/19/70.

1/7/60 L 46-76 * at #12/ Saint Louis

1/6/58 L 73-75 (OT) * #12/ Bradley

1/17/57 L 64-81 * at #12/ Bradley

1/12/57 W 64-52 * #12/ Oklahoma State

RECORDS



HOUSTON vs. RANKED TEAMS

#13 (5-3)

<i>C-USA Tournament (Cincinnati)</i>			
3/8/02	L	73-85	vs. #13/10 Marquette
<i>SWC Classic (Dallas)</i>			
3/8/85	L	72-84	vs. #13/ SMU
1/12/85	L	58-69	at #13/ DePaul
12/8/84	W	81-73	#13/ LSU
<i>NCAA Tournament Midwest Regional (Kansas City, Mo.)</i>			
3/27/83	W	89-71	vs. #13/ Villanova
2/10/73	W	82-80	#13/ Louisiana
12/20/69	W	77-73	#13/ USC
2/7/59	W	80-63	#13/ Oklahoma City

#14 (1-12)

<i>Southwest Showcase (Fort Worth, Texas)</i>			
11/29/20	W	64-53	vs. #14/13 Texas Tech
2/5/14	L	62-77	* #14/10 Louisville
12/27/97	L	71-89	at #14/ Texas
1/3/90	L	78-82	* #14/ Arkansas
<i>SWC Classic (Dallas)</i>			
3/6/82	L	69-84	vs. #14/ Arkansas
<i>SWC Classic (The Summit - Houston)</i>			
3/2/79	L	65-70	vs. #14/ Texas
1/6/79	L	61-62	* #14/ Arkansas
2/5/77	L	80-82	* #14/ Arkansas
3/2/74	L	86-104	#14/ South Carolina
<i>NCAA Tournament Midwest Region First Round (Wichita, Kan.)</i>			
3/10/73	L	89-102	#14/ Louisiana
<i>NCAA Tournament Midwest Regional (Lawrence, Kan.)</i>			
3/12/70	L	87-92	vs. #14 Drake
3/2/57	L	84-102	* #14/ Saint Louis
<i>All-College Tournament (Oklahoma City)</i>			
12/20/54	L	65-72	at #14/ Oklahoma City

#15 (3-6)

12/3/05	W	69-65	#15/13 Arizona
12/29/98	L	69-84	at #15/17 New Mexico
2/25/87	W	84-65	* at #15/ TCU
1/23/82	L	66-67	* at #15/ Arkansas
1/30/78	L	72-73	* at #15/ Texas
1/27/75	W	74-68	#15/ Stanford
<i>Sun Bowl Classic (El Paso, Texas)</i>			
12/28/72	L	72-75	vs. #15/ Indiana
1/31/59	L	47-71	* at #15/ Saint Louis
2/22/54	L	81-86	* #15 Wichita State

#16 (1-12)

11/30/00	L	60-72	at #16/ UConn
<i>Played at St. Petersburg, Fla.</i>			
12/29/90	L	51-63	vs. #16/ Georgetown
2/22/86	L	59-76	#16/ Louisville
1/29/86	L	49-53	* at #16/ TCU
<i>NCAA Tournament Midwest Regional (St. Louis)</i>			
3/23/84	W	78-71	vs. #16/ Memphis
<i>NCAA Tournament National Championship (Albuquerque, N.M.)</i>			
4/4/83	L	52-54	vs. #16/ NC State
<i>Cage Classic (Albuquerque, N.M.)</i>			
12/16/79	L	75-78	vs. #16/ Georgetown
12/21/73	L	78-92	at #16/ USC
<i>Cable Car Classic (San Francisco)</i>			
12/13/68	L	50-75	vs. #16/ Santa Clara
2/27/60	L	57-78	* #16/ Saint Louis
<i>Played in Houston Coliseum (Houston)</i>			
2/7/53	L	58-64	#16/ Oklahoma City
1/5/53	L	52-68	at #16/ Oklahoma City
2/2/52	L	46-51	at #16/ Oklahoma City

#17 (5-8)

12/31/13	W	75-71	* #17/15 UConn
1/5/05	W	70-67	* #17/16 Louisville
2/15/97	L	66-70	* #17/ Louisville
<i>Rainbow Classic (Honolulu)</i>			
12/28/88	L	78-87	vs. #17/ Georgia Tech
12/12/87	L	69-89	#17/ UNLV
11/26/83	W	91-76	#17/19 Kansas

NCAA Tournament Midwest Regional (Kansas City, Mo.)

3/25/83	W	70-63	vs. #17/ Memphis
1/28/79	L	53-79	* at #17/ Texas
12/11/71	W	88-76	#17/ Arizona State
12/10/71	L	97-98	#17/ Arizona State
1/17/59	L	67-94	at #17/ Oklahoma City

All-College Tournament (Oklahoma City)

12/21/54	L	87-91	vs. #17/ Wichita State
1/6/53	L	60-91	* at #17/ Tulsa

#18 (2-9)

<i>Inaugural Game in Fertitta Center (Houston)</i>			
12/1/18	W	65-61	#18/21 Oregon
3/2/17	L	47-65	* at #18/20 Cincinnati
2/16/14	L	52-91	* at #18/14 Louisville
1/31/09	L	68-83	at #18/19 Memphis
3/6/03	L	56-71	* #18/ Memphis
1/2/00	L	80-90	at #18/ Texas
12/12/85	L	78-84	#18/ DePaul
12/15/84	L	75-87	at #18/ Kansas
1/8/77	L	70-81	* at #18/ Arkansas
<i>Bluebonnet Classic (Houston)</i>			
12/12/70	W	81-68	#18/ Oregon
<i>All-College Tournament (Oklahoma City)</i>			
12/28/60	L	68-71	vs. #18/ Wichita State

#19 (5-4)

<i>NCAA Tournament South Region First Round (PPG Paints Arena - Pittsburgh)</i>			
3/18/22	W	68-53	vs. #19/16 Illinois
2/18/17	L	66-76	* #19/23 SMU
1/8/11	W	76-71	* #19/18 UCF
1/24/87	L	56-62	* #19/ TCU
<i>NCAA Tournament Midwest Regional (St. Louis)</i>			
3/25/84	W	68-63	vs. #19/ Wake Forest
1/12/82	L	83-95	* #19 Texas
<i>Bluebonnet Classic (Houston)</i>			
1/3/76	W	94-73	#19/ San Francisco
2/1/75	W	90-84	#19/ South Carolina
2/21/55	L	59-69	* at #19/ Tulsa

#20 (3-5)

3/10/19	W	85-69	* at #20/19 Cincinnati
<i>NCAA Tournament Midwest Region First Round (Spokane, Wash.)</i>			
3/19/10	L	77-89	vs. #20/20 Maryland
1/11/07	L	69-79	* #20/19 Memphis
<i>NCAA Tournament Southeast Region First Round (Atlanta)</i>			
3/13/87	L	55-66	vs. #20/ Kansas
2/17/76	L	80-94	* #20/ Texas A&M
<i>Holiday Classic (Las Vegas)</i>			
12/30/75	W	90-87	vs. #20/ LaSalle
2/24/73	W	76-75	#20/ Jacksonville
1/14/56	L	44-63	* at #20/ Oklahoma State

#21 (3-4)

<i>Hawaiian Airlines Diamond Head Classic Championship (Honolulu)</i>			
12/25/18	W	75-71	vs. #21/20 Washington
2/27/14	W	77-68	* #21/22 Memphis
2/20/13	L	74-81	* at #21/19 Memphis
1/29/05	L	68-87	* at #21/20 Cincinnati
12/31/00	L	63-79	#21/ Georgetown
1/16/00	L	68-77	* #21/ DePaul
12/4/96	W	79-77 (20T)	#21/ Tulsa

#22 (1-1)

1/17/17	L	58-67	#22/22 Cincinnati
2/21/93	W	89-81	#22/ Louisville

#23 (0-2)

2/23/14	L	59-82	* at #23/22 Memphis
1/7/04	L	52-65	* #23/22 Marquette

#24 (1-3)

<i>American Championship (Orlando)</i>			
3/17/19	L	57-69	vs. #24/23 Cincinnati
1/12/08	L	71-85	#24 Arizona
1/2/92	L	56-60	at #24/ Louisville
2/17/91	W	82-73	* #24/ Texas

#25 (5-4)

2/10/19	W	65-58	* #25/23 Cincinnati
2/12/15	L	69-75	#25/25 SMU
<i>American Championship (Memphis, Tenn.)</i>			
3/13/14	W	68-64	vs. #25/23 SMU
<i>C-USA Championship (Tulsa, Okla.)</i>			
3/13/10	W	81-73	vs. #25/21 UTEP
<i>Carrs/Safeway Great Alaska Shootout (Anchorage, Alaska)</i>			
11/26/10	W	100-93	vs. #25/rv Oklahoma
11/29/05	W	84-83	at #25/25 LSU
1/1/03	L	48-62	at #25/22 Texas Tech
1/20/96	L	76-95	* at #25/ Texas Tech
<i>Preseason NIT</i>			
11/18/89	L	69-76	at #25/ St. John's

NOT RANKED IN AP/ RANKED IN COACHES

#23 (COACHES) (1-0)

<i>Maui Jim Maui Invitational Third-Place Game (Las Vegas)</i>			
11/24/21	W	78-49	rv/#23 Oregon

#25 (COACHES) (1-0)

11/16/21	W	67-47	rv/#25 Virginia
----------	---	-------	-----------------



RANKINGS BREAKDOWN

POLLS RANKED

Total Polls Ranked	190
Top 10 Rankings	91
Most Consecutive Polls Ranked	45 (Jan. 20, 2020 – entering 2022-23)

YEARS RANKED

Total Years	21
Consecutive Years	9 (1966-75)

FINAL POLL

Total Polls	14
Top 10	6
High	1 (1983, 1968)

HOUSTON as a RANKED TEAM

First Ranked: #18 (Feb. 14, 1956)
 Last Ranked: #15 (March 14, 2022 (AP))/#7 (April 5, 2022 (Coaches))

Rk.	Wks.	G	W	L	Pct.	Stk.
No. 1	11	25	22	3	.880	L1
No. 2	10	20	19	1	.950	L1
No. 3	7	11	8	3	.727	W2
No. 4	4	7	6	1	.857	W2
No. 5	8	19	14	5	.737	W1
No. 6	14	29	24	5	.828	L2
No. 7	15	32	27	5	.844	W10
No. 8	10	17	15	2	.882	W3
No. 9	8	13	12	1	.923	W5
No. 10	5	8	6	2	.750	W3
No. 11	10	16	15	1	.938	W4
No. 12	11	24	17	7	.708	W4
No. 13	6	5	5	2	.714	W2
No. 14	15	28	16	8	.667	L1
No. 15	10	21	17	4	.810	L1
No. 16	4	9	9	0	1.000	W9
No. 17	5	10	7	3	.700	W6
No. 18	8	12	11	1	.917	W10
No. 19	6	9	7	2	.778	W4
No. 20	6	11	7	4	.636	L1
No. 21	6	13	9	4	.692	W1
No. 22	4	3	2	1	.667	L1
No. 23	1	2	1	1	.500	W1
No. 24	1	2	2	0	1.000	W2
No. 25	6	10	7	3	.700	W7
Totals	190	360	290	70	.806	L1

in FINAL TOP 25 RANKINGS

Year	AP	Coaches
2021-22	15	7
2020-21	6	3
2019-20	22	23
2018-19	11	12
2017-18	21	22
1983-84	5	5
1982-83	1	1
1977-78	–	16
1972-73	13	18
1970-71	14	18
1969-70	12	11
1967-68	1	1
1966-67	7	6
1965-66	–	14

YEAR-by-YEAR as a RANKED TEAM

Rk.	G	W	L	Pct.
1955-56	6	2	4	.333
1966-67	31	27	4	.871
1967-68	33	31	2	.939
1968-69	8	5	3	.625
1969-70	27	22	5	.815
1970-71	8	5	3	.625
1971-72	11	6	5	.545
1972-73	27	23	4	.852
1973-74	4	2	2	.500
1974-75	2	0	2	.000
1977-78	1	0	1	.000
1981-82	7	4	3	.571
1982-83	34	31	3	.912
1983-84	37	32	5	.865
1992-93	2	0	2	.000
2005-06	1	0	1	.000
2017-18	9	6	3	.667
2018-19	29	25	4	.862
2019-20	13	9	4	.692
2020-21	32	28	4	.875
2021-22	38	32	6	.842
Totals	360	290	70	.806

HOUSTON vs. a RANKED TEAM

Rk.	G	W	L	Pct.	Stk.
No. 1	12	2	10	.167	L5
No. 2	13	4	9	.308	W1
No. 3	11	2	9	.222	L1
No. 4	14	3	11	.214	L5
No. 5	16	4	12	.250	W1
No. 6	5	2	3	.400	L2
No. 7	16	5	11	.313	L2
No. 8	12	3	9	.250	L4
No. 9	14	5	9	.357	L5
No. 10	13	5	8	.385	L4
No. 11	14	7	7	.500	L1
No. 12	18	6	12	.333	W1
No. 13	8	5	3	.625	L3
No. 14	13	1	12	.077	W1
No. 15	9	3	6	.333	W1
No. 16	13	1	12	.077	L4
No. 17	13	5	8	.385	W2
No. 18	11	2	9	.182	W1
No. 19	11	5	4	.556	W1
No. 20	9	3	5	.375	W1
No. 21	8	3	4	.429	W2
No. 22	2	1	1	.500	L1
No. 23	2	0	2	.000	L2
No. 24	4	1	3	.250	L3
No. 25	9	5	4	.556	W1
Totals	266	83	183	.312	L1

WEEKLY APPEARANCE STREAKS

Rk.	Polls	Dates
1.	45	Jan. 20, 2020 – entering 2022-23
2.	35	Nov. 27, 1967 – Dec. 22, 1969
3.	34	Nov. 21, 1983 – March 13, 1984
4.	18	Nov. 21, 1973 – Dec. 9, 1974
5.	15	Dec. 10, 2018 – March 19, 2019
6.	14	Dec. 15, 1970 – Dec. 1, 1971
7.	6	Feb. 1, 1971 – Dec. 5, 1972
8.	5	Dec. 21, 1981 – Jan. 24, 1982
t9.	4	Feb. 19 – March 13, 2018
		Feb. 13, – March 6, 1956
11.	3	Feb. 21 – March 7, 1972
t12.	2	March 1-14, 1971
		Feb. 1-14, 1971
14.	1	Dec. 12 – 18, 2006
		Jan. 25-31, 1993
		March 6-12, 1978
		Dec. 2-8, 1975
		1970

WEEK-by-WEEK in NATIONAL POLLS (AP/Coaches)

Season	Pre	1	2	3	4	5	6	7	8	9	10	11	12	13	14	15	16	17	18	19	20	21	Dates		
1955-56	–	–	–	–	–	–	–	–	–	–	–	18	14	18	17	–	–	–	–	–	–	–	–	Dec. 6 – March 6	
1966-67	7	5	9	8	6	5	4	3	3	6	5	7	7	7	7	–	–	–	–	–	–	–	–	Dec. 6 – March 7	
1967-68	2	2	2	2	2	2	2	2	1	1	1	1	1	1	1	1	–	–	–	–	–	–	–	Dec. 5 – March 12	
1968-69	8	6	12	20	–	–	–	–	–	–	–	–	–	–	–	–	–	–	–	–	–	–	–	Dec. 3 – March 4	
1969-70	20	–	19	8	8	11	9	7	12	16	15	15	15	13	12	–	–	–	–	–	–	–	–	Dec. 9 – March 10	
1970-71	17	–	–	–	–	–	–	–	–	18	15	–	–	15	18	14	–	–	–	–	–	–	–	–	Dec. 8 – March 16
1971-72	7	12	20	–	–	–	–	–	–	–	–	–	16	13	19	–	–	–	–	–	–	–	–	–	Dec. 7 – March 14
1972-73	15	20	16	14	13	10	10	12	11	11	11	7	9	8	7	13	–	–	–	–	–	–	–	–	Dec. 5 – March 13
1973-74	14	14	–	–	–	–	–	–	–	–	–	–	–	–	–	–	–	–	–	–	–	–	–	–	Dec. 4 – March 27
1974-75	–	20	–	–	–	–	–	–	–	–	–	–	–	–	–	–	–	–	–	–	–	–	–	–	Dec. 3 – April 2
1977-78	–	–	–	–	–	–	–	–	–	–	–	–	–	–	–	14	–	–	–	–	–	–	–	–	Nov. 29 – March 13
1981-82	–	–	–	–	18	18	14	10	19	–	–	–	–	–	–	–	–	–	–	–	–	–	–	–	Dec. 1 – March 9
1982-83	14	11	9	14	19	18	19	16	14	9	8	6	4	2	1	1	1	–	–	–	–	–	–	–	Nov. 30 – March 15
1983-84	3	8	6	3	3	3	7	7	4	7	6	5	4	3	2	5	5	–	–	–	–	–	–	–	Nov. 29 – March 13
1992-93	–	–	–	–	–	–	–	–	–	–	25	–	–	–	–	–	–	–	–	–	–	–	–	–	Nov. 23 – March 15
2005-06	–	–	–	–	–	25	–	–	–	–	–	–	–	–	–	–	–	–	–	–	–	–	–	–	Nov. 15 – March 14
2017-18	–	–	–	–	rv/rv	–	–	–	–	–	rv/	rv/rv	rv/rv	rv/rv	23/23	25/rv	21/19	21/19	21/22	–	–	–	–	–	Feb. 19 – April 2
2018-19	–	–	–	–	rv/rv	rv/rv	24/22	21/20	22/19	19/17	17/15	21/17	17/17	13/13	12/12	9/9	9/8	8/6	12/12	11/10	11/9	11/12	–	–	Dec. 10 – April 9
2019-20	rv/rv	–	–	–	–	–	–	–	rv/rv	rv/rv	rv/rv	25/24	21/20	25/25	20/19	22/22	25/rv	21/21	22/21	22/23	–	–	–	–	Jan. 20 – March 18
2020-21	17/18	10/t18	7/8	6/8	6/7	5/5	11/11	11/11	8/8	6/6	5/5	8/7	6/t5	12/10	9/7	7/7	6/6	6/3	–	–	–	–	–	–	Nov. 1 – April 6
2021-22	15/14	15/14	12/11	15/14	14/13	14/13	13/14	12/14	12/14	11/11	10/10	t7/9	6/9	6/7	14/15	14/15	t14/14	18/18	15/15	15/7	–	–	–	–	Nov. 5 – April 6

RECORDS



STARTING LINEUPS

1946

Pos.	Player	Ht.	Cl.	G	PPG
F	Charlie Carpenter	5-11	So.	14	5.2
F	Willie Wells	6-3	Jr.	14	9.5
C	Guy V. Lewis	6-3	So.	14	21.2
G	Louis Brown	5-11	Fr.	12	6.7
G	Simon Wiederman	5-10	Sr.	11	2.1

1946-47

F	Guy V. Lewis	6-3	Jr.	22	19.7
F	Willie Wells	6-3	Sr.	18	10.2
C	Charles Reyner	6-8	Jr.	21	7.1
G	Louis Brown	6-0	So.	23	9.8
G	Charles Carpenter	5-11	So.	21	3.0
G	Billy Joe Steakley	6-2	Fr.	11	7.1

1947-48

F	Richard Berg	6-3	So.	21	8.8
F	Lloyd Hendrix	6-1	Fr.	16	4.4
C	Lynn Smith	6-4	Jr.	16	10.8
G	Billy Joe Steakley	6-2	So.	21	8.1
G	Louis Brown	6-0	Jr.	21	8.3

1948-49

F	Lloyd Hendrix	6-2	So.	22	12.0
F	Gilbert Luton	6-2	Fr.	22	7.3
C	Richard Berg	6-3	Jr.	22	11.8
G	Louis Brown	5-11	Sr.	22	10.6
G	Marvin Reichle	5-11	Jr.	22	4.6

1949-50

F	Lloyd Hendrix	6-1	Jr.	23	13.8
F	Richard Berg	6-3	Sr.	23	10.0
C	David Rodriguez	6-5	So.	23	9.4
G	Herb Richardson	6-3	Jr.	23	9.6
G	Marvin Reichle	6-0	Sr.	23	6.3

1950-51

F	Lloyd Hendrix	6-1	Sr.	28	13.3
F	Gil Luton	6-2	Jr.	28	4.9
C	Royce Ray	6-2	So.	28	13.0
G	Herb Richardson	6-3	Sr.	28	9.5
G	Alberto Pena	5-10	Jr.	28	4.6

1951-52

F	Royce Ray	6-2	Jr.	20	12.4
F	Bunky Bradford	6-3	Sr.	20	8.7
C	Elton Cotton	6-6	Jr.	21	8.7
G	Jack McNutt	5-10	Jr.	21	3.4
G	Jackie Bell	5-11	So.	20	5.8

1952-53

F	Dean Kittman	6-2	So.	21	9.1
F	Elton Cotton	6-6	Sr.	21	9.4
C	Gary Shivers	6-8	Jr.	22	8.6
G	Jack Mosher	5-11	Jr.	22	12.9
G	Jack McNutt	5-10	Sr.	22	5.1

1953-54

F	Jack Foster	6-2	So.	26	8.1	2.7
F	Jim Hatton	6-4	Jr.	26	7.3	6.8
C	Gary Shivers	6-9	Sr.	26	15.6	12.7
G	Jackie Bell	5-10	Jr.	25	9.0	3.9
G	Jack Mosher	5-11	Sr.	26	15.5	3.4

1954-55

Pos.	Player	Ht.	Cl.	G	PPG	RPG
F	Jack Foster	6-2	Jr.	25	14.1	5.1
F	Jim Hatton	6-4	Sr.	25	8.5	6.6
C	Don Boldebeck	7-0	Jr.	25	24.2	18.1
G	Jack Bell	5-11	Sr.	17	6.5	2.8
G	Jerry Pettiette	6-2	Sr.	25	6.4	2.7

1955-56

F	Art Helms	6-4	Sr.	26	12.8	9.9
F	Jack Foster	6-2	Sr.	26	9.7	5.0
C	Don Boldebeck	7-0	Sr.	26	21.4	15.8
G	Dan Dotson	6-3	Jr.	26	11.9	3.0
G	Lupe Lopez	5-10	Sr.	26	9.2	2.5

1956-57

F	Dean Evans	6-3	Sr.	25	8.9	5.0
F	Russell Boone	6-5	Jr.	26	13.6	8.4
C	Ray Pappoprsty	6-7	So.	25	10.7	7.4
G	Andy McEveen	6-0	Sr.	25	7.3	2.6
G	Dan Dotson	6-3	Sr.	25	15.3	3.0

1957-58

F	Russell Boone	6-5	Sr.	25	16.6	9.4
F	Eddie Erickson	6-8	Jr.	25	9.7	5.9
G	Bill Tuffli	6-1	Jr.	25	15.1	3.4
G	Bernie Kapner	6-0	Jr.	25	9.2	2.8
G	Larry Byrd	6-2	Sr.	25	8.1	2.9

1958-59

F	Ted Luckenbill	6-6	So.	26	15.4	9.8
F	Gary Phillips	6-3	So.	26	16.8	5.2
C	Ed Erickson	6-8	Sr.	15	8.9	6.6
G	Bernie Kapner	6-1	Sr.	14	8.6	2.6
G	Bill Tuffli	6-1	Sr.	22	8.5	2.7

1959-60

F	Ted Luckenbill	6-6	Jr.	18	16.1	9.3
F	Pete Markle	6-3	Sr.	25	8.2	2.7
C	Bill Hathaway	6-11	Sr.	24	6.0	5.5
G	Gary Phillips	6-3	Jr.	25	20.5	6.3
G	Richard Molchany	6-3	Jr.	25	4.6	3.6

1960-61

F	Richard Molchany	6-3	Sr.	15	2.0	1.3
F	Tommy Thomson	6-4	Jr.	26	11.2	5.5
C	Ted Luckenbill	6-6	Sr.	28	18.0	10.0
G	Gary Phillips	6-3	Sr.	28	17.9	6.1
G	Jack Thompson	5-11	Jr.	28	8.3	1.5

1961-62

F	Don Schverak	6-4	Jr.	27	15.5	7.4
F	Folly Malone	6-5	Jr.	27	9.6	6.4
C	Lyle Harger	6-7	Jr.	27	15.9	10.6
G	Jack Thompson	5-11	Sr.	27	9.6	2.1
G	Bob Pollan	6-1	Sr.	27	5.0	2.1

1962-63

F	Don Schverak	6-4	Sr.	26	14.7	7.8
F	Tom Thomson	6-4	Sr.	26	7.3	2.1
C	Lyle Harger	6-7	Sr.	26	21.5	13.8
G	Chet Oliver	5-11	Jr.	26	5.7	2.1
G	Folly Malone	6-5	Sr.	20	14.3	7.2

1963-64

Pos.	Player	Ht.	Cl.	G	PPG	RPG
F	Don Schverak	6-4	Sr.	18	13.2	7.8
F	Denny Neumann	6-5	So.	26	7.7	3.3
C	Jim Jones	6-5	Jr.	24	8.2	6.2
G	Chet Oliver	5-11	Sr.	26	10.9	2.7
G	Jack Margenthaler	6-1	Jr.	26	10.5	2.5

1964-65

F	Jim Jones	6-5	Sr.	28	10.1	7.4
F	Leary Lentz	6-6	So.	29	8.4	8.6
G	Wayne Ballard	6-2	Jr.	28	13.3	3.7
G	Jack Margenthaler	6-1	Sr.	29	10.2	2.8
G	Joe Hamood	5-11	Jr.	29	17.3	3.7

1965-66

F	Wayne Ballard	6-2	Sr.	29	11.7	3.2
F	Leary Lentz	6-6	Jr.	29	9.1	8.1
C	Elvin Hayes	6-8	So.	29	27.2	16.9
G	Joe Hamood	5-11	Sr.	29	20.0	3.2
G	Don Chaney	6-5	So.	26	8.8	4.8

1966-67

F	Elvin Hayes	6-8	Jr.	31	28.4	15.7
F	Melvin Bell	6-7	So.	31	12.8	9.1
C	Leary Lentz	6-6	Sr.	31	7.9	8.1
C	Don Kruse	6-8	Sr.	31	5.5	4.2
G	Don Chaney	6-5	Jr.	31	15.3	5.2
G	Gary Grider	6-1	Sr.	31	8.1	3.1

1967-68

F	Elvin Hayes	6-8	Sr.	33	36.8	18.9
F	Theodis Lee	6-7	Jr.	33	13.9	7.9
C	Ken Spain	6-9	Jr.	33	14.2	12.8
G	Don Chaney	6-5	Sr.	33	13.0	5.8
G	George Reynolds	6-4	Jr.	28	10.0	4.9

1968-69

F	Ollie Taylor	6-2	Jr.	26	19.2	9.0
F	Melvin Bell	6-7	Jr.	23	2.9	2.8
C	Ken Spain	6-9	Sr.	26	14.8	11.6
G	Theodis Lee	6-8	Sr.	26	14.2	8.0
G	George Reynolds	6-4	Sr.	26	13.0	5.4

1969-70

F	Ollie Taylor	6-2	Sr.	30	24.4	11.5
F	Dwight Davis	6-7	So.	28	17.9	10.3
C	Jeff Hickman	6-4	So.	30	12.3	4.6
G	Tom Gribben	6-2	Sr.	30	10.0	4.2
G	Poo Welch	6-3	Jr.	30	13.3	3.3

1970-71

F	Dwight Davis	6-7	Jr.	29	20.3	12.5
F	Steve Newsome	6-7	So.	29	10.7	8.6
C	Bob Hall	6-9	Jr.	26	7.8	8.5
C	Gene Bodden	6-9	So.	23	4.9	4.1
G	Poo Welch	6-3	Sr.	29	19.3	3.4

1971-72

F	Steve Newsome	6-7	Jr.	27	13.3	10.4
F	Dwight Davis	6-7	Sr.	27	24.4	11.7
C	Dwight Jones	6-10	So.	27	16.5	13.3
G	Donnell Hayes	6-2	So.	27	10.0	2.5
G	Jerry Bonney	6-4	Jr.	27	9.4	2.6



STARTING LINEUPS

1972-73

Pos.	Player	Ht.	Cl.	G	PPG	RPG
F	Steve Newsome	6-8	Sr.	27	15.6	8.3
F	Louis Dunbar	6-9	So.	27	21.1	5.3
C	Dwight Jones	6-10	Jr.	27	18.7	14.1
G	Jerry Bonney	6-4	Sr.	25	9.4	2.0
G	Donnell Hayes	6-2	Jr.	26	5.8	1.4

1973-74

F	Louis Dunbar	6-9	Jr.	26	21.7	8.5
F	Sidney Edwards	6-9	Sr.	26	15.2	9.9
C	Maurice Presley	6-10	Jr.	26	14.2	10.4
G	Otis Birdsong	6-3	Fr.	26	14.3	4.2
G	Donnell Hayes	6-2	Sr.	26	9.5	2.1

1974-75

F	Louis Dunbar	6-9	Sr.	26	24.3	9.3
F	David Marrs	6-8	Jr.	26	9.5	7.0
C	Maurice Presley	6-10	Sr.	26	13.9	10.7
G	Otis Birdsong	6-2	So.	26	24.6	4.7
G	Tony Smith	6-2	Fr.	23	7.6	1.3
G	Ed Riska	6-2	Sr.	26	5.1	1.1

1975-76

F	Charles Thompson	6-7	So.	28	10.0	7.2
F	David Marrs	6-8	Sr.	28	18.2	10.3
C	Al Winder	6-10	Fr.	28	7.1	4.6
G	Cecil Rose	6-5	So.	22	11.7	3.7
G	Otis Birdsong	6-4	Jr.	28	26.1	6.3

1976-77

F	Charles Thompson	6-7	Jr.	37	13.2	7.0
F	Cecil Rose	6-5	Jr.	37	8.8	3.2
C	Mike Schultz	6-9	Jr.	37	10.7	9.8
G	Otis Birdsong	6-4	Sr.	36	30.3	4.4
G	Mark Trammel	6-0	Jr.	35	6.2	1.1

1977-78

F	Charles Thompson	6-7	Sr.	33	17.1	8.4
C	Mike Schultz	6-9	Sr.	32	13.2	10.2
G	Cecil Rose	6-5	Sr.	33	17.6	3.7
G	Kenneth Williams	6-1	So.	31	10.5	2.3
G	Ken Ciolli	6-0	Jr.	33	4.3	2.5

1978-79

F	George Walker	6-5	Sr.	31	14.5	9.3
F	Victor Ewing	6-6	Jr.	29	14.5	5.7
C	Leonard Mitchell	6-7	So.	21	5.4	5.6
G	Kenneth Williams	6-1	Jr.	31	19.6	2.9
G	Ken Ciolli	6-0	Sr.	31	6.0	2.8

1979-80

F	Larry Rogers	6-6	So.	28	12.1	6.0
F	Victor Ewing	6-6	Sr.	28	8.3	3.0
C	Larry Micheaux	6-9	Fr.	27	5.7	4.3
G	Rob Williams	6-2	Fr.	28	16.3	2.6
G	Kenneth Williams	6-1	Sr.	28	13.9	2.6

1980-81

F	Clyde Drexler	6-6	Fr.	30	11.9	10.5
F	Michael Young	6-6	Fr.	30	12.0	6.3
C	Larry Micheaux	6-9	So.	29	10.1	6.6
G	Lynden Rose	6-3	Jr.	29	6.2	1.2
G	Rob Williams	6-2	So.	30	25.0	2.8

1981-82

F	Clyde Drexler	6-6	So.	32	15.2	10.5
F	Michael Young	6-6	So.	33	10.9	5.4
C	Larry Micheaux	6-9	Jr.	33	12.4	7.6
G	Lynden Rose	6-3	Sr.	33	8.6	1.5
G	Rob Williams	6-2	Jr.	33	21.1	2.1

1982-83

F	Clyde Drexler	6-6	Jr.	34	15.9	8.8
F	Larry Micheaux	6-9	Sr.	34	13.8	6.8
C	Hakeem Olajuwon	7-0	So.	34	13.9	11.4
G	Michael Young	6-7	Jr.	34	17.3	5.7
G	Alvin Franklin	6-2	Fr.	30	4.8	0.7

1983-84

F	Rickie Winslow	6-8	Fr.	37	8.5	5.5
F	Michael Young	6-7	Sr.	37	19.8	6.2
C	Hakeem Olajuwon	7-0	Jr.	37	16.8	13.5
G	Alvin Franklin	6-2	So.	37	12.4	1.5
G	Reid Gettys	6-7	Jr.	37	4.6	1.8

1984-85

F	Rickie Winslow	6-8	So.	30	14.2	8.8
C	Greg Anderson	6-9	So.	30	15.4	8.1
G	Reid Gettys	6-7	Sr.	30	4.0	2.5
G	Alvin Franklin	6-2	Jr.	30	16.9	1.9
G	Eric Dickens	6-1	Sr.	30	13.0	2.4

1985-86

F	Rickie Winslow	6-8	Jr.	27	15.6	10.4
F	Renaldo Thomas	6-2	Sr.	26	9.1	3.4
C	Greg Anderson	6-9	Jr.	28	19.1	12.9
G	Alvin Franklin	6-2	Sr.	28	20.5	2.2
G	Gerry McGee	6-1	Fr.	26	5.0	1.3

1986-87

F	Rickie Winslow	6-8	Sr.	30	12.8	7.4
F	Greg Anderson	6-9	Sr.	30	18.2	10.6
C	Rolando Ferreira	7-0	Jr.	30	9.8	5.6
G	Darrell McArthur	6-3	Fr.	30	5.0	1.6
G	Tim Hobby	6-2	So.	30	7.0	1.2

1987-88

F	Richard Hollis	6-5	Jr.	31	17.0	6.3
F	Craig Upchurch	6-8	Fr.	31	12.1	5.3
C	Rolando Ferreira	7-0	Sr.	31	15.1	6.8
G	Randy Brown	6-3	So.	29	7.0	2.9
G	Horace Chaney	6-2	Jr.	30	11.0	2.8

1988-89

F	Richard Hollis	6-5	Sr.	31	17.1	8.4
F	Craig Upchurch	6-8	So.	31	18.8	6.5
C	Roger Fernandes	6-9	So.	31	6.2	4.0
G	Derrick Daniels	6-3	Fr.	31	5.9	2.4
G	Chris Morris	6-5	Jr.	31	8.4	2.7
G	Horace Chaney	6-2	Sr.	31	12.0	2.3

1989-90

F	Chris Morris	6-5	Sr.	33	8.6	3.5
F	Craig Upchurch	6-8	Jr.	33	13.1	7.0
C	Carl Herrera	6-9	Jr.	33	16.7	9.6
G	Derrick Daniels	6-2	So.	33	9.5	2.5
G	Byron Smith	6-2	Jr.	33	16.3	3.0

1990-91

F	Darrell Mickens	6-5	Sr.	29	11.6	8.5
F	Derrick Smith	6-5	So.	29	12.3	5.1
C	Alvaro Teheran	7-1	Sr.	29	14.3	8.4
G	Derrick Daniels	6-2	Jr.	29	10.8	3.0
G	Byron Smith	6-2	Sr.	29	17.7	2.5

1991-92

F	Sam Mack	6-7	Sr.	31	17.5	5.8
F	Craig Upchurch	6-8	Sr.	31	15.7	6.5
C	Charles Outlaw	6-8	Jr.	31	11.9	8.2
G	Derrick Daniels	6-2	Sr.	31	9.0	1.5
G	David Diaz	6-6	Jr.	31	6.7	2.7

1992-93

F	Derrick Smith	6-5	Sr.	30	10.5	5.2
F	Jessie Drain	6-7	So.	30	10.8	4.2
C	Charles Outlaw	6-8	Sr.	30	16.2	10.0
G	David Diaz	6-7	Sr.	30	17.2	4.4
G	Anthony Goldwire	6-1	Jr.	30	14.2	3.1

1993-94

F	Tim Moore	6-7	So.	21	17.7	8.5
F	Jessie Drain	6-7	Jr.	26	11.4	5.5
C	Rafael Carrasco	6-9	Sr.	27	7.7	6.4
G	Anthony Goldwire	6-1	Sr.	27	17.1	3.7
G	Willie Byrd	6-5	Fr.	25	6.3	2.1

1994-95

F	Tim Moore	6-8	Jr.	28	20.1	10.6
F	Kirk Ford	6-7	Jr.	27	12.7	5.3
F	Jessie Drain	6-7	Sr.	28	9.4	4.7
G	Damon Jones	6-3	Fr.	27	10.3	3.4
G	Tommie Davis	5-8	Fr.	28	6.5	3.3

1995-96

F	Tim Moore	6-8	Sr.	28	20.1	10.6
F	Kirk Ford	6-7	Sr.	27	12.7	5.3
C	Anthony Knox	6-8	Jr.	27	5.5	4.6
G	Damon Jones	6-3	So.	27	10.3	3.4
G	Lonzell Gowdy	6-3	Jr.	21	6.3	3.4

1996-97

F	Galen Robinson	6-8	Jr.	27	17.0	9.0
F	Kenya Capers	6-5	Sr.	19	12.7	5.1
F	Willie Byrd	6-5	Sr.	26	9.8	4.6
C	Anthony Knox	6-8	Sr.	27	7.6	5.4
G	Damon Jones	6-3	Jr.	27	16.4	4.4
G	Shamahn McBride	6-0	Jr.	27	8.1	2.3

1997-98

F	Galen Robinson	6-8	Sr.	29	13.8	8.0
F	Kenny Younger	6-9	So.	29	10.0	6.6
G	Chad Hendrick	6-5	Fr.	29	8.1	4.7
G	Shamahn McBride	6-0	Sr.	29	11.4	4.0
G	Treva Crosby	6-1	Fr.	29	6.6	1.4

1998-99

F	Kenny Younger	6-9	Jr.	27	15.7	7.8
C	W. Stringfellow	6-9	Jr.	27	7.3	9.6
G	Gee Gervin	6-2	Jr.	27	20.6	4.2
G	Chad Hendrick	6-5	So.	25	6.2	2.8
G	Treva Crosby	6-1	So.	25	5.0	0.7

STARTING LINEUPS

1999-00

Pos.	Player	Ht.	Cl.	G	PPG	RPG
F	Kenny Younger	6-9	Sr.	31	13.5	7.5
F	George Williams	6-8	Fr.	31	14.3	8.5
G	Gee Gervin	6-2	Sr.	31	18.0	3.6
G	Chad Hendrick	6-5	Jr.	31	8.5	2.8
G	Bernard Smith	6-3	So.	24	3.6	3.0

2000-01

F	George Williams	6-8	So.	27	13.5	7.3
F	Patrick Okafor	6-8	Jr.	28	10.7	8.6
C	Alton Ford	6-9	Fr.	26	10.8	5.9
G	Dominic Smith	5-10	Jr.	29	12.6	2.7
G	Marcus Oliver	6-3	So.	29	5.9	3.2

2001-02

F	George Williams	6-8	Jr.	32	10.2	7.3
F	Louis Truscott	6-7	Jr.	32	13.4	9.3
C	Patrick Okafor	6-8	Sr.	33	12.8	6.3
G	Dominic Smith	5-10	Sr.	31	15.1	2.8
G	Kevin Gaines	6-4	So.	21	10.0	3.5
G	Marcus Oliver	6-3	Jr.	32	6.6	2.0

2002-03

F	Louis Truscott	6-7	Sr.	28	15.3	11.3
C	Jeremie McGuire	6-11	Sr.	28	7.0	6.0
G	Andre Owens	6-4	So.	28	13.9	5.1
G	Cedrick Hensley	6-4	Fr.	28	5.8	3.9
G	Bryan Shelton	6-3	So.	28	4.8	2.0

2003-04

F	Ramon Dyer	6-7	So.	26	3.1	4.2
C	Anwar Ferguson	7-0	Sr.	27	7.5	7.4
G	Lanny Smith	6-3	Fr.	27	8.4	2.1
G	Marcus Oliver	6-3	Sr.	27	10.1	3.0
G	Andre Owens	6-4	So.	28	13.9	5.1

2004-05

F	Ramon Dyer	6-7	Jr.	32	9.8	5.8
C	Sergio de Randamie	6-7	Jr.	26	1.3	1.9
G	Lanny Smith	6-3	Fr.	27	14.7	2.4
G	Brian Latham	6-1	Jr.	32	8.3	3.3
G	Andre Owens	6-4	So.	32	18.3	4.8

2005-06

F	Ramon Dyer	6-7	Jr.	31	12.1	6.1
F	Jahmar Thorpe	6-6	Jr.	31	9.2	4.7
G	Lanny Smith	6-3	Fr.	30	12.1	2.6
G	Brian Latham	6-1	Jr.	31	7.2	3.4
G	Oliver Lafayette	6-2	Jr.	31	15.7	4.1

2006-07

F	Dion Dowell	6-7	Jr.	27	11.1	5.8
F	Jahmar Thorpe	6-6	Sr.	33	10.9	6.1
G	Robert McKiver	6-3	Jr.	33	19.2	3.2
G	Oliver Lafayette	6-2	Sr.	33	14.3	5.9
G	Marcus Malone	6-5	Jr.	30	7.2	2.5

2007-08

F	Dion Dowell	6-7	Sr.	34	10.9	6.8
F	Tafari Toney	6-8	Sr.	34	6.8	6.3
G	Lanny Smith	6-3	Sr.	29	5.5	1.5
G	Robert McKiver	6-3	Sr.	34	23.6	3.9
G	Kelvin Lewis	6-4	So.	32	10.2	3.9

2008-09

Pos.	Player	Ht.	Cl.	G	PPG	RPG
F	Qárraun Calhoun	6-8	Jr.	33	10.2	5.3
C	Marcus Cousin	6-11	Sr.	33	10.9	8.4
G	Desmond Wade	5-8	Fr.	33	4.8	1.8
or	Zamal Nixon	6-1	So.	30	5.7	1.0
G	Aubrey Coleman	6-4	Jr.	32	19.4	8.2
G	Kelvin Lewis	6-4	Jr.	33	18.0	3.3

2009-10

F	Maurice McNeil	6-9	Jr.	33	8.1	7.4
F	Kendrick Washington	6-7	Fr.	31	4.2	4.1
or	Sean Coleman	6-8	Sr.	31	3.8	1.8
G	Desmond Wade	5-8	So.	35	5.7	1.9
G	Aubrey Coleman	6-4	Sr.	35	25.6	7.4
G	Kelvin Lewis	6-4	Sr.	35	15.5	4.0

2010-11

F	Alandise Harris	6-6	Fr.	27	9.4	5.4
or	Kirk Van Slyke	6-9	So.	29	6.4	3.0
F	Maurice McNeil	6-9	Sr.	29	13.3	7.6
G	Zamal Nixon	6-1	Sr.	30	10.3	2.6
G	Darian Thibodeaux	6-3	Jr.	30	8.3	2.9
G	Adam Brown	6-4	Sr.	27	12.6	4.1

2011-12

F	Alandise Harris	6-6	So.	30	13.3	6.4
F	TaShawn Thomas	5-8	Fr.	30	10.7	8.2
G	J.J. Thompson	6-0	Fr.	30	5.8	1.7
or	Joseph Young	6-3	r-Fr.	30	11.3	3.6
G	Darian Thibodeaux	6-3	Sr.	30	5.8	2.9
G	Jonathon Simmons	6-6	Jr.	30	14.7	5.0

2012-13

F	Danuel House	6-7	Fr.	33	12.4	4.9
F	TaShawn Thomas	6-8	So.	33	16.9	9.8
or	Leon Gibson	6-9	Sr.	32	6.3	5.6
or	Mikhail McLean	6-8	r-So.	26	2.4	2.6
G	J.J. Thompson	6-0	So.	29	6.0	1.1
or	Tione Womack	6-1	Jr.	33	2.7	1.8
G	Joseph Young	6-3	r-So.	32	18.0	3.5

2013-14

F	Mikhail McLean	6-8	r-Jr.	28	2.6	1.8
F	TaShawn Thomas	6-8	Jr.	33	15.4	8.1
G	L.J. Rose	6-4	So.	28	8.9	2.5
G	Brandon Morris	6-0	Sr.	33	6.3	2.1
G	Danuel House	6-7	So.	24	13.6	5.3
or	LeRon Barnes	6-6	r-So.	30	3.2	2.5

2014-15

F	Devonta Pollard	6-8	Jr.	32	11.4	6.41
F	Danrad Knowles	6-10	r-So.	32	9.9	5.6
G	L.J. Rose	6-3	Jr.	19	9.8	2.5
G	Jherrod Stiggers	6-4	Jr.	31	14.2	3.6
G	LeRon Barnes	6-5	r-Jr.	32	7.4	6.44

2015-16

F	Devonta Pollard	6-8	Sr.	32	14.0	5.7
C	Kyle Meyer	6-10	Jr.	32	2.4	2.7
G	Galen Robinson, Jr.	6-0	Fr.	32	7.9	2.4
G	LeRon Barnes	6-5	Sr.	29	6.1	5.2
G	Damyean Dotson	6-5	Jr.	32	13.9	6.8

2016-17

Pos.	Player	Ht.	Cl.	G	PPG	RPG
F	Devin Davis	6-7	r-Jr.	20	8.3	5.3
or	Danrad Knowles	6-10	Sr.	31	7.5	3.7
C	Kyle Meyer	6-10	r-Sr.	32	2.3	3.6
G	Galen Robinson Jr.	6-1	So.	32	6.5	3.3
G	Rob Gray	6-2	Jr.	31	20.6	3.7
G	Damyean Dotson	6-5	r-Sr.	32	17.4	6.9

2017-18

F	Devin Davis	6-6	Sr.	35	10.9	6.3
F	Breaon Brady	6-8	Jr.	31	4.2	4.1
G	Galen Robinson Jr.	6-1	Jr.	32	5.4	3.9
G	Corey Davis Jr.	6-1	Jr.	30	13.1	3.1
G	Rob Gray	6-1	Sr.	34	19.3	3.7

2018-19

F	Breaon Brady	6-8	Sr.	37	6.0	4.0
F	Fabian White Jr.	6-7	So.	32	6.3	4.0
or	Cedrick Alley Jr.	6-5	r-Fr.	37	4.6	2.9
G	Armoni Brooks	6-3	Jr.	37	13.4	6.3
G	Corey Davis Jr.	6-1	Sr.	37	17.0	3.3
G	Galen Robinson Jr.	6-1	Sr.	37	8.0	3.1

2019-20

F	Fabian White Jr.	6-7	Jr.	31	9.3	5.5
C	Chris Harris Jr.	6-10	Sr.	30	4.1	4.9
G	DeJon Jarreau	6-5	Jr.	30	9.0	4.3
or	Marcus Sasser	6-1	Fr.	30	8.1	2.4
G	Quentin Grimes	6-5	So.	30	12.1	3.7
G	Nate Hinton	6-5	So.	31	10.6	8.7

2020-21

F	Justin Gorham	6-7	Sr.	31	8.4	8.6
F	Brison Gresham	6-8	Sr.	31	3.0	3.0
or	Reggie Chaney	6-8	Jr.	32	4.7	2.8
G	DeJon Jarreau	6-5	Sr.	31	10.6	5.4
G	Marcus Sasser	6-1	So.	29	13.7	2.6
G	Quentin Grimes	6-5	Jr.	30	17.8	5.7

2021-22

F	Fabian White Jr.	6-8	Sr.	38	12.5	5.7
F	Josh Carlton	6-10	Sr.	38	11.6	6.2
G	Jamal Shead	6-1	So.	38	10.0	3.0
G	Kyler Edwards	6-4	Sr.	37	13.8	5.9
G	Taze Moore	6-5	Sr.	36	10.4	4.9



REGULAR-SEASON TOURNAMENTS

REGULAR-SEASON TOURNAMENT TITLES (33)

Table listing 33 regular-season tournament titles from 2019 to 2021, including Southwest Showcase, Hawaiian Airlines Diamond Head Classic, and others.

Table listing 33 regular-season tournament titles from 1976 to 2019, including Bluebonnet Classic, Spindletop Classic, and others.

REGULAR-SEASON TOURNAMENT MOST OUTSTANDING/VALUABLE PLAYERS (7)

Table listing 7 most outstanding/valuable players from 2019 to 2021, including Fabian White Jr., Corey Davis Jr., and others.

Home games listed in bold

2021-22 (2-1)

Table for 2021-22 season listing Maui Jim Maui Invitational and Michelob ULTRA Arena - Las Vegas.

2020-21 (2-0)

Table for 2020-21 season listing Southwest Showcase Champions G1 and G2.

2019-20 (3-0)

Table for 2019-20 season listing Hawaiian Airlines Diamond Head Classic Champions.

2018-19 (4-0)

Table for 2018-19 season listing Men Against Breast Cancer Cougar Cup Champions.

2017-18 (2-1)

Table for 2017-18 season listing Paradise Jam.

2016-17 (3-0)

Table for 2016-17 season listing Gulf Coast Showcase Champions.

2015-16 (3-1)

Table for 2015-16 season listing Global Sports Classic Regional Rounds.

2014-15 (1-3)

Table for 2014-15 season listing Continental Tire Las Vegas Classic Regional.

2013-14 (3-2)

Table for 2013-14 season listing Dickies Shootout.

2011-12 (0-1)

Table for 2011-12 season listing Ramada All-College Classic.

2009-10 (2-1)

Table for 2009-10 season listing Carrs/Safeway Great Alaska Shootout.

Table for 2008-09 (1-1) listing 2K Sports Classic benefiting Coaches vs. Cancer.

Table for 2007-08 (2-1) listing Puerto Rico Classic.

Table for 2006-07 (1-2) listing Outrigger Rainbow Classic.

Table for 2004-05 (2-2) listing Guardians Classic (1-1).

Table for 2001-02 (1-2) listing Maui Invitational.

Table for 2000-01 (2-2) listing Joel Coliseum - Winston-Salem, N.C.

Table for 1999-00 (3-2) listing Top of the World Classic (2-1).

Table for 1998-99 (0-2) listing Nike Festival.

Table for 1996-97 (1-1) listing BYU Cougar Classic - Provo, Utah.

Table for 1993-94 (1-1) listing Hawkeye Classic.

Table for 1991-92 (2-0) listing DisneyLand Freedom Bowl Classic Champions.

Table for 1990-91 (1-1) listing Tournament of Champions.

Table for 1989-90 (3-1) listing Preseason NIT (1-1).

Table for 1988-89 (1-2) listing Rainbow Classic.

Table for 1987-88 (2-0) listing Spindletop Classic Champions.

Table for 1986-87 (3-1) listing Kactus Classic Champions (2-0).

Table for 1985-86 (1-1) listing Blade Classic.

Table for 1984-85 (3-1) listing IPTAY Classic (1-1).

Table for 1983-84 (3-1) listing Kettle Classic Champions (2-0).

Table for 1982-83 (3-1) listing Kettle Classic Champions (2-0).

Table for 1981-82 (3-1) listing Kettle Classic Champions (2-0).

Table for 1980-81 (3-1) listing Kettle Classic Champions (2-0).

Table for 1979-80 (3-1) listing Kettle Classic Champions (2-0).

Table for 1978-79 (3-1) listing Kettle Classic Champions (2-0).

Table for 1977-78 (3-1) listing Kettle Classic Champions (2-0).

RECORDS



REGULAR-SEASON TOURNAMENTS

1981-82 (4-0)
KETTLE CLASSIC CHAMPIONS (2-0)
Hofheinz Pavilion • Houston

Dec. 18	W	96-49	Mississippi State
Dec. 19	W	62-52	#6 Iowa

All-Tournament Team: Clyde Drexler

SUGAR BOWL CLASSIC CHAMPIONS (2-0)
Louisiana Superdome • New Orleans

Dec. 28	W	59-58	vs. Purdue
Dec. 29	W	73-69	vs. LSU

1980-81 (2-0)
KETTLE CLASSIC CHAMPIONS (2-0)
Hofheinz Pavilion • Houston

Dec. 19	W	88-58	Army
Dec. 20	W	70-61	Wyoming

Most Outstanding Player: Rob Williams
 All-Tournament Team: Rob Williams, Clyde Drexler

1979-80 (3-3)
Cage Classic (1-1)
University Arena • Albuquerque, N.M.

Dec. 15	W	83-80 (OT)	at New Mexico
Dec. 16	L	75-78	vs. #16 Georgetown

Bluebonnet Classic (1-1)
The Summit • Houston

Dec. 21	W	99-89	Niagara
Dec. 22	L	85-86 (OT)	USC

Sun Carnival Tournament (1-1)
Special Events Center • El Paso, Texas

Dec. 28	L	65-78	at UTEP
Dec. 29	W	83-75	vs. Alabama

1978-79 (2-2)
BLUEBONNET CLASSIC CHAMPIONS (2-0)
The Summit • Houston

Dec. 15	W	107-95	UT Rio Grande Valley
Dec. 16	W	105-92	Louisiana-Lafayette

Most Valuable Player: Kenneth "Juice" Williams
 All-Tournament Team: Kenneth "Juice" Williams

Pillsbury Classic (0-2)
Bloomington, Minn.

Dec. 29	L	67-80	at Minnesota
Dec. 30	L	77-84	vs. BYU

1977-78 (2-0)
BLUEBONNET CLASSIC CHAMPIONS (2-0)
Hofheinz Pavilion • Houston

Dec. 16	W	100-75	Xavier
Dec. 17	W	137-94	North Texas

1976-77 (4-1)
BLUEBONNET CLASSIC CHAMPIONS (2-0)
Hofheinz Pavilion • Houston

Dec. 17	W	100-78	Nevada
Dec. 18	W	77-62	UC Santa Barbara

Rainbow Classic (2-1)
Blaisdell Center • Honolulu

Dec. 27	W	69-66	vs. Illinois
Dec. 29	W	101-74	at Hawai'i
Dec. 30	L	81-86	vs. #3 San Francisco

1975-76 (3-1)
Holiday Classic (1-1)
Las Vegas Convention Center • Las Vegas

Dec. 29	L	92-116	at #12 UNLV
Dec. 30	W	90-87	vs. #20 LaSalle

All-Tournament Team: Otis Birdsong

BLUEBONNET CLASSIC CHAMPIONS (2-0)
Hofheinz Pavilion • Houston

Jan. 2	W	78-59	Houston Baptist
Jan. 3	W	94-73	#19 San Francisco

All-Tournament Team: Otis Birdsong

1974-75 (2-2)
Sugar Bowl Classic (0-2)
Municipal Auditorium • New Orleans

Dec. 29	L	88-105	vs. #7 Alabama
Dec. 30	L	80-89	vs. Furman

BLUEBONNET CLASSIC CHAMPIONS (2-0)
Hofheinz Pavilion • Houston

Jan. 3	W	105-96	Hawai'i
Jan. 4	W	92-72	Texas A&M

1973-74 (4-1)
All-College Tournament (2-1) • Oklahoma City

Dec. 26	W	85-66	vs. Virginia Tech
Dec. 28	L	108-118	vs. Oral Roberts
Dec. 29	W	95-84	vs. Rutgers

BLUEBONNET CLASSIC CHAMPIONS (2-0)
Houston

Jan. 4	W	96-79	Denver
Jan. 5	W	79-74	Florida State

1972-73 (3-1)
Sun Bowl Classic (1-1)
Memorial Gym • El Paso, Texas

Dec. 28	L	72-75	vs. #15 Indiana
Dec. 29	W	115-102	vs. SMU

BLUEBONNET CLASSIC CHAMPIONS (2-0)
Hofheinz Pavilion • Houston

Jan. 5	W	130-84	West Texas A&M
Jan. 6	W	114-85	Texas A&M

1971-72 (2-0)
BLUEBONNET CLASSIC CHAMPIONS
Houston Astrodome • Houston

Dec. 27	W	100-66	LSU
Dec. 28	W	106-73	Michigan State

1970-71 (4-2)
BLUEBONNET CLASSIC CHAMPIONS (2-0)
Hofheinz Pavilion • Houston

Dec. 11	W	91-60	Tulane
Dec. 12	W	81-68	#18 Oregon

Jayhawk Classic (1-1)
Allen Field House • Lawrence, Kan.

Dec. 18	W	99-84	vs. #10 Villanova
Dec. 19	L	73-89	at #12 Kansas

All-Tournament Team: Dwight Davis

Trojan Arena (1-1)
L.A. Sports Arena • Los Angeles

Dec. 29	W	68-65	vs. #10 Tennessee
Dec. 30	L	64-77	at #4 USC

1969-70 (3-1)
BLUEBONNET CLASSIC CHAMPIONS (2-0)
Hofheinz Pavilion • Houston

Dec. 12	W	112-82	Nebraska
Dec. 13	W	74-66	Kent State

All-Tournament Team: Dwight Davis, Ollie Taylor

UNLV Invitational (1-1) • Las Vegas

Dec. 29	L	63-85	vs. Santa Clara
Dec. 30	W	98-85	vs. UC Santa Barbara

1968-69 (4-2)
Cable Car Classic (1-1)
Civic Auditorium • San Francisco

Dec. 13	L	50-75	vs. #16 Santa Clara
Dec. 14	W	98-75	vs. BYU

BLUEBONNET CLASSIC CHAMPIONS (2-0)
Houston Astrodome • Houston

Dec. 27	W	94-66	Portland
Dec. 28	W	87-67	San Francisco

Sugar Bowl Classic (1-1) • New Orleans

Dec. 30	L	87-95 (OT)	vs. Iowa
Dec. 31	W	87-66	vs. Western Kentucky

1967-68 (5-0)
BLUEBONNET CLASSIC CHAMPIONS (2-0)
Houston

Dec. 13	W	86-61	George Washington
Dec. 14	W	113-67	Montana State

RAINBOW CLASSIC CHAMPIONS (3-0)
Honolulu

Dec. 28	W	69-52	vs. Bradley
Dec. 29	W	77-65	vs. Marquette
Dec. 30	W	45-43	vs. North Texas

1966-67 (4-0)
BLUEBONNET CLASSIC CHAMPIONS (2-0)
Rice Gym • Houston

Dec. 14	W	97-66	Centenary
Dec. 15	W	111-65	Idaho State

HOLIDAY TOURNAMENT CHAMPIONS (2-0)
Jonesboro, Ark.

Dec. 28	W	85-73	vs. Kent State
Dec. 29	W	68-58	at Arkansas State

1965-66 (3-1)
BLUEBONNET CLASSIC CHAMPIONS (2-0)
Houston

Dec. 15	W	111-87	LSU
Dec. 16	W	90-85	Texas A&M

Sugar Bowl Classic (1-1)
Loyola Field House • New Orleans

Dec. 29	L	68-69	vs. Maryland
Dec. 30	W	89-76	vs. Auburn

1964-65 (3-1)
BLUEBONNET CLASSIC CHAMPIONS (2-0)
Rice Gym • Houston

Dec. 16	W	50-48	Auburn
Dec. 17	W	59-49	Texas A&M

Motor City Classic (1-1)
U-D Memorial Building • Detroit

Dec. 28	L	57-59	vs. Penn State
Dec. 29	W	84-81	vs. Valparaiso

1963-64 (4-1)
BLUEBONNET CLASSIC CHAMPIONS (2-0)
Sam Houston Coliseum • Houston

Dec. 19	W	69-61	Mississippi State
Dec. 20	W	72-62	Oklahoma City

All-Tournament Team: Donnie Schverak, Chet Oliver

All-College Tournament (2-1) • Oklahoma City

Dec. 26	L	72-75 (OT)	vs. Wyoming
Dec. 27	W	76-61	vs. Idaho
Dec. 28	W	56-55	vs. Montana State

1962-63 (1-3)
Holiday Classic (0-2)
Sam Houston Coliseum • Houston

Dec. 21	L	88-90 (4OT)	Michigan
Dec. 22	L	73-74	LSU

Sugar Bowl Classic (1-2) • New Orleans

Dec. 28	W	79-76 (OT)	vs. #10 Mississippi State
Dec. 29	L	69-71 (OT)	vs. Auburn

1961-62 (6-2)
City of Roses Tournament (1-1)
Memorial Coliseum • Portland, Ore.

Dec. 15	L	63-66	vs. #10 Seattle
Dec. 16	W	67-55	vs. Portland

LION'S CLUB TOURNAMENT CHAMPIONS (2-0)
Houston

Dec. 22	W	91-65	UCLA
Dec. 23	W	54-49	Auburn

All-College Tournament (2-1) • Oklahoma City

Dec. 26	W	82-76	vs. TCU
Dec. 28	W	51-46	vs. Utah State
Dec. 29	L	45-47	vs. Bowling Green

1960-61 (3-2)
Lion's Club Tournament (1-1)
Sam Houston Coliseum • Houston

Dec. 15	L	51-55	Oklahoma
Dec. 16	W	56-54	Oklahoma State

All-College Tournament (2-1) • Oklahoma City

Dec. 28	L	68-71	vs. #18 Wichita State
Dec. 29	W	85-72	vs. TCU
Dec. 30	W	86-82	at Oklahoma City

1956-57 (1-1)
Sugar Bowl Classic • New Orleans

Dec. 28	W	76-68	vs. Alabama
Dec. 29	L	76-111	vs. #3 Kentucky

1955-56 (1-1)
Birmingham Classic • Birmingham, Ala.

Dec. 9	L	80-84	vs. Valparaiso
Dec. 10	W	101-58	vs. TCU

1954-55 (1-2)
All-College Tournament • Oklahoma City

Dec. 20	L	65-72	at Oklahoma City
Dec. 21	L	87-91	vs. #17 Wichita State
Dec. 22	W	57-48	vs. Oklahoma State

1953-54 (1-2)
Kentucky Intercollegiate • Lexington, Ky.

Dec. 29	L	61-91	vs. #7 Western Kentucky
Dec. 29	W	81-60	vs. Siena
Dec. 30	L	66-73	vs. Villanova

1946-47 (0-2)
Houston Intercollegiate • Houston

Dec. 20	L	61-73	Pepperdine
Dec. 21	L	43-54	Stephen F. Austin

HISTORY by TOURNAMENTS

Tournament	W	L	Pct.
2K Sports Classic benefiting Coaches vs. Cancer	1	1	.500
All-College Tournament	9	7	.563
BCA Classic	1	1	.500
Birmingham Classic	1	1	.500
Blade Classic	1	1	.500
Bluebonnet Classic	33	1	.971
BYU Cougar Classic	1	1	.500
Cable Car Classic	1	1	.500
Cage Classic	1	1	.500
Cars/Safeway			
Great Alaska Shootout	2	1	.667
Chaminade Classic	1	1	.500
City of Roses Tournament	1	1	.500
Hawaiian Airlines Diamond Head Classic	3	0	1.000
Disneyland Freedom Bowl Classic	2	0	.500
Global Sports Classic	3	1	.750
Guardians Classic	2	2	.500
Gulf Coast Showcase	3	0	1.000
Hawkeye Challenge	2	2	.500
Holiday Classic (Houston)	0	2	.000
Holiday Classic (Tampa)	2	0	1.000
Holiday Classic (Las Vegas)	1	1	.500
Holiday Tournament	2	0	1.000
Houston Intercollegiate	0	2	.000
IPTAY Classic	1	1	.500
Jayhawk Classic	1	1	.500
Kactus Classic	2	0	1.000
Kentucky Intercollegiate	1	2	.333
Kettle Classic	10	0	1.000
Las Vegas Classic	1	3	.250
Legends Classic	2	2	.500
Lion's Club Tournament	3	1	.750
Maui Invitational	3	3	.500
Men Against Breast Cancer Cougar Cup	4	0	1.000
Motor City Classic	1	1	.500
Nike Festival	0	2	.000
Outrigger Rainbow Classic	1	2	.333
Paradise Jam	2	1	.667
Pillsbury Classic	0	2	.000
Preseason NIT	1	1	.500
Puerto Rico Classic	2	1	.667
Rainbow Classic	6	3	.667
Southwest Showcase	2	0	1.000
Spindletop Classic	2	0	1.000
Sugar Bowl Classic	7	8	.467
Sun Bowl Classic	1	1	.500
Sun Carnival Tournament	1	1	.500
Sun Classic	1	1	.500
Suntory Classic	1	1	.500
Top of the World Classic	2	1	.667
Tournament of Champions	1	1	.500
Trojan Classic	1	1	.500
UNLV Invitational	1	1	.500
Totals	133	68	.662



100-POINT GAMES

100-POINT GAME NOTES

Houston when scoring 100 points:	180-4
Houston when opponent scores 100 points:	7-38
Home 100-Point Game Record:	142-0
100-Point Game Record in Hofheinz Pavilion:	85-0
100-Point Game Record in Fertitta Center:	4-0
Away 100-Point Game Record:	31-3
Neutral Site 100-Point Game Record:	7-1
Overtime 100-Point Game Record:	3-2
100-Point Game Record vs. Ranked Opponents:	4-0
Record when Ranked Opponents Score 100+ Points:	1-13
Most Consecutive Wins when Scoring 100+ Points:	81 (Dec. 6, 1954 – Feb. 24, 1972)
Most Consecutive 100-Point Games:	11 (Jan. 27 – March 4, 1968)
Most Common 100-Point Game Opponent:	Lamar, TCU (9)
Most 100-Point Games in Season:	18 (1967-68)

100-POINT GAMES BY COACHES

Kelvin Sampson	9-0
James Dickey	2-0
Guy V. Lewis	145-3
Pat Foster	11-1
Tom Penders	6-0
Alden Pasche	6-0
Alvin Brooks	1-0

HOUSTON 100-POINT GAMES (180-4)

12/3/21	W	111-44	Bryant
2/6/21	W	112-46	Our Lady of the Lake
11/26/19	W	112-73	Houston Baptist
11/10/18	W	101-54	Alabama A&M
2/25/18	W	109-58	ECU
1/11/18	W	104-71	Tulsa
12/13/15	W	105-98	LSU
12/3/16	W	105-61	Prairie View A&M
11/18/15	W	110-69	Prairie View A&M
12/13/15	W	105-98	LSU
3/2/13	W	103-76	Marshall
11/19/12	W	106-59	Louisiana College
12/23/09	W	105-81	TCU
11/26/09	W	100-93	vs. #25/rv Oklahoma
11/18/09	W	110-57	Alcorn State
11/29/06	W	101-54	Prairie View A&M
11/13/06	W	102-99 (OT)	at Rhode Island
11/22/05	W	131-62	Florida Tech
2/1/95	W	105-96 (OT)	Texas
1/21/92	W	110-88	Saint Louis
1/6/92	W	105-81	at Centenary
12/17/90	W	100-57	Centenary
12/8/90	W	110-81	North Texas

MOST COMMON 100-POINT OPPONENTS

Rk.	No.	Opponent
1.	9	Lamar TCU
3.	8	Centenary
4.	7	Rice
5.	6	SMU Texas A&M Texas Lutheran
8.	5	Texas Wesleyan Trinity
10.	4	Hawai'i Houston Baptist Loyola (La.) Miami (Fla.) North Texas Southern Miss St. Mary's (Texas) Texas UNLV West Texas A&M

2/28/90	W	100-81	at Texas A&M
1/30/90	W	102-93	at Texas
1/27/90	W	108-90	Texas A&M
12/2/89	W	109-68	Nevada
11/30/89	W	102-47	Hawai'i (Loa)
2/15/89	W	105-96	at Texas
12/22/88	W	112-74	Alcorn State
1/13/88	L	101-102 (2OT)	at Louisiana-Lafayette
12/5/85	W	104-59	at UTSA
11/29/85	W	100-73	Texas Wesleyan
12/28/84	W	100-77	BYU-Hawai'i
12/19/83	W	129-65	Texas Lutheran
12/6/83	W	100-91	at #9 LSU
2/15/83	W	106-63	Texas
1/8/83	W	105-71	SMU
1/2/83	W	112-58	Pacific
11/28/82	W	106-72	vs. Lamar
11/26/82	W	104-63	vs. Arizona
12/12/81	W	105-69	UTSA
12/8/81	W	145-78	Texas Lutheran
12/6/81	W	106-74	Biscayne
11/28/80	W	112-86	Texas A&I
12/11/79	W	126-78	Texas Lutheran
2/15/79	W	103-89	Texas Tech
2/12/79	W	101-94	at SMU
1/20/79	W	101-75	at Rice
1/3/79	W	111-79	Texas Lutheran
12/23/78	W	100-85	at Alaska-Anchorage
12/16/78	W	105-92	vs. Louisiana-Lafayette
12/15/78	W	107-95	vs. UT Rio Grande Valley
12/6/78	W	102-86	Hardin-Simmons
12/4/78	W	120-60	St. Mary's (Texas)
2/25/78	W	108-67	Rice
1/17/78	W	100-89	Baylor
1/5/78	W	103-51	Houston Baptist
12/23/77	W	110-83	at Hawai'i-Hilo
12/21/77	W	104-68	at Hawai'i
12/17/77	W	137-94	vs. North Texas
12/16/77	W	100-75	vs. Xavier
12/12/77	W	133-98	Southwestern
12/7/77	W	118-69	Texas Lutheran
2/26/77	W	111-67	TCU
2/19/77	W	116-83	Texas A&M
2/12/77	W	114-74	TCU
2/10/77	W	115-83	SMU
2/8/77	W	109-73	at Rice
1/29/77	W	103-102	at SMU
1/24/77	W	111-89	Baylor
1/12/77	W	106-56	Rice
1/6/77	W	111-79	Houston Baptist
12/29/76	W	101-74	at Hawai'i
12/17/76	W	100-78	vs. Nevada
12/13/76	W	103-83	Lamar
12/11/76	W	124-67	Trinity
12/3/76	W	104-64	Biscayne
12/1/76	W	101-92	at Lamar
2/24/76	W	100-98	SMU
2/10/76	W	103-95	TCU
12/9/75	W	120-86	Texas A&I
3/1, 1975	L	101-121	at Bowling Green
2/25/75	W	117-84	Houston Baptist
2/22/75	W	103-77	Lamar
2/15/75	W	115-85	Southern Miss
2/5/75	W	113-93	Texas Lutheran
1/25/75	W	103-74	Nevada
1/3/75	W	105-96	vs. Hawai'i
3/7/74	W	107-62	Rice
2/23/74	W	105-89	Centenary
2/21/74	W	101-86	Houston Baptist
2/2/74	W	102-81	Lamar
12/28/73	L	108-118	vs. Oral Roberts
12/6/73	W	119-71	Wabash College

100-POINT GAMES YEARLY RECORD

Year	G	Record	Pct.	Stk.
2021-22	1	1-0	1.000	W1
2020-21	1	1-0	1.000	W1
2019-20	1	1-0	1.000	W1
2018-19	1	1-0	1.000	W1
2017-18	2	2-0	1.000	W2
2016-17	1	1-0	1.000	W1
2015-16	2	2-0	1.000	W2
2012-13	2	2-0	1.000	W2
2009-10	2	2-0	1.000	W2
2008-09	1	1-0	1.000	W1
2006-07	2	2-0	1.000	W2
2005-06	1	1-0	1.000	W1
1994-95	1	1-0	1.000	W1
1991-92	2	2-0	1.000	W2
1990-91	2	2-0	1.000	W2
1989-90	5	5-0	1.000	W5
1988-89	2	2-0	1.000	W2
1987-88	1	0-1	.000	L1
1985-86	2	2-0	1.000	W2
1984-85	1	1-0	1.000	W1
1983-84	2	2-0	1.000	W2
1982-83	5	5-0	1.000	W5
1981-82	3	3-0	1.000	W3
1980-81	1	1-0	1.000	W1
1979-80	1	1-0	1.000	W1
1978-79	9	9-0	1.000	W9
1977-78	9	9-0	1.000	W9
1976-77	15	15-0	1.000	W15
1975-76	3	3-0	1.000	W3
1974-75	7	6-1	.857	W6
1973-74	6	5-1	.833	W1
1972-73	8	8-0	1.000	W8
1971-72	10	9-1	.900	W9
1968-69	1	1-0	1.000	W1
1967-68	18	18-0	1.000	W18
1966-67	7	7-0	1.000	W7
1965-66	14	14-0	1.000	W14
1964-65	6	6-0	1.000	W6
1963-64	1	1-0	1.000	W1
1962-63	1	1-0	1.000	W1
1961-62	1	1-0	1.000	W1
1960-61	3	3-0	1.000	W3
1959-60	1	1-0	1.000	W1
1958-59	1	1-0	1.000	W1
1955-56	3	3-0	1.000	W3
1954-55	3	3-0	1.000	W3
Totals	184	180-4	.978	W29

3/5/72	W	116-72	Rice
2/22/72	W	116-57	Trinity
1/27/72	W	104-94	UNLV
1/6/72	W	114-85	vs. Texas A&M
1/5/72	W	130-84	vs. West Texas A&M
12/29/72	W	115-102	vs. SMU
12/9/72	W	114-73	Xavier
11/27/72	W	104-77	Southern Miss
2/28/72	L	108-110 (OT)	at Jacksonville
2/24/72	W	105-81	Corpus Christi State
2/14/72	W	104-86	Loyola (La.)
2/10/72	W	100-83	Centenary
1/29/72	W	104-79	Long Island
1/27/72	W	102-63	Southern Miss
1/17/72	W	115-84	at Southern Miss
1/8/72	W	101-73	vs. Rice
12/28/71	W	106-73	vs. Michigan State
12/27/71	W	100-66	vs. LSU
3/20/71	W	119-106	vs. #12 Notre Dame
1/20/71	W	130-73	UNLV
1/13/71	W	106-88	at Lamar
1/4/71	W	106-80	Dayton
2/28/70	W	128-90	South Alabama
2/26/70	W	102-84	at UT Arlington
2/14/70	W	118-98	Miami (Fla.)
2/12/70	W	109-92	Hardin-Simmons
2/5/70	W	118-77	St. Mary's (Texas)
1/3/70	W	116-84	at Hawai'i
12/15/69	W	116-91	Loyola-Marymount
12/12/69	W	112-82	vs. Nebraska
2/6/69	W	118-97	UNLV

100-POINT GAMES

3/16/68	W	103-68	vs. TCU
3/4/68	W	107-76	at West Texas State
3/2/68	W	120-79	Virginia Tech
2/26/68	W	105-82	at Hardin-Simmons
2/24/68	W	158-81	Valparaiso
2/22/68	W	130-75	UT Arlington
2/17/68	W	106-82	Air Force
2/15/68	W	106-64	Miami (Fla.)
2/10/68	W	107-56	at Centenary
2/1/68	W	102-93	Marshall
1/29/68	W	108-76	Fairfield
1/27/68	W	112-79	Lamar
1/6/68	W	118-81	Centenary
12/18/67	W	103-65	Minnesota
12/16/67	W	102-69	BYU
12/14/67	W	113-67	Montana State
12/7/67	W	121-88	North Dakota State
12/2/67	W	110-79	Sacramento State
2/28/67	W	106-64	Loyola (La.)
2/23/67	W	120-76	at West Texas A&M
2/18/67	W	105-86	at Miami (Fla.)
2/15/67	W	122-58	St. Mary's (Texas)
1/31/67	W	103-83	at UNLV
1/14/67	W	103-72	West Texas A&M
12/15/66	W	111-65	vs. Idaho State
3/12/66	W	102-91	vs. Pacific
3/1/66	W	103-77	at Loyola (La.)
2/26/66	W	109-84	Portland
2/22/66	W	152-108	Texas Wesleyan
2/17/66	W	111-96	Miami (Fla.)
2/12/66	W	140-87	Southwestern
2/7/66	W	125-96	Centenary
2/2/66	W	112-84	Lamar
1/27/66	W	100-79	TCU
1/17/66	W	109-53	St. Mary's (Texas)
1/13/66	W	108-84	at Centenary
12/20/65	W	102-89	#7 Providence
12/18/65	W	132-102	at TCU
12/15/65	W	111-87	vs. LSU
2/16/65	W	122-105	Texas Wesleyan
2/9/65	W	139-87	at Trinity
2/6/65	W	104-80	Loyola (La.)
1/18/65	W	108-87	TCU
1/16/65	W	117-83	North Texas
1/2/65	W	116-79	Trinity
2/20/64	W	105-77	Texas Wesleyan
2/13/63	W	125-74	Texas Wesleyan
2/10/62	W	105-75	North Texas
2/11/61	W	107-78	Oklahoma City
1/31/61	W	101-66	Pacific
1/3/61	W	100-73	Lamar
12/2/59	W	105-60	West Texas A&M
12/8, 1958	W	101-68	Arizona State
2/4/56	W	105-74	Texas A&M
1/28/56	W	104-62	Trinity
12/10/55	W	101-58	vs. TCU
2/17/55	W	108-100	at Sam Houston State
1/15/55	W	107-66	Texas A&M
12/6/54	W	102-89	Sam Houston State

OPPONENT 100-POINT GAMES (7-39)

March 7, 2014	L	83-104	* at UCF
Feb. 16, 2013	L	92-101 (3OT)	* at Tulsa
Nov. 21, 2009	L	99-112	at Nevada
Feb. 20, 2008	L	99-101	* at UAB
Dec. 24, 2004	L	63-110	at #12/17 Washington
Feb. 16, 1999	L	78-106	* at Louisville
Jan. 9, 1999	L	78-116	* at UAB
Dec. 22, 1998	L	78-115	* at #4 Cincinnati
Dec. 12, 1998	L	73-100	at NC State
Feb. 21, 1998	L	70-104	* UAB
Feb. 8, 1997	L	77-102	* Charlotte
Jan. 14, 1995	L	92-106	* at TCU
Feb. 11, 1995	L	95-106	* TCU
Jan. 29, 1994	L	78-110	* Texas
Dec. 10, 1993	L	90-114	vs. Purdue
Jan. 22, 1990	L	89-100	* at #12 Arkansas
March 6, 1989	L	79-107	* at Arkansas
Nov. 30, 1988	L	67-100	at UALR
Jan. 13, 1988	L	101-102 (2OT)	at Louisiana-Lafayette
Dec. 14, 1985	L	92-102	#10 Illinois
March 12, 1978	L	77-100	vs. #10 Notre Dame
Jan. 10, 1978	L	89-100	* Texas
Jan. 29, 1977	W	103-102	* at SMU
Dec. 6, 1976	L	85-100	at #10 San Francisco
Dec. 29, 1975	L	92-116	at #12 UNLV (1)
March 1, 1975	L	101-121	at Bowling Green
Feb. 8, 1975	L	83-103	Cincinnati
Dec. 29, 1974	L	88-105	vs. #7 Alabama (2)
Dec. 28, 1973	L	108-118	vs. Oral Roberts (3)
March 10, 1973	L	89-102	vs. #14 Louisiana-Lafayette (4)
Dec. 29, 1972	W	115-102	vs. SMU (5)
Feb. 28, 1972	L	108-110 (OT)	at Jacksonville
March 20, 1971	W	119-106	vs. #12 Notre Dame (6)
March 14, 1970	L	98-107	vs. Kansas State (7)
Jan. 18, 1969	L	64-100	at #1 UCLA
March 22, 1968	L	69-101	vs. #2 UCLA (8)
Feb. 22, 1966	W	152-108	Texas Wesleyan
Dec. 19, 1965	W	132-102	at TCU
Dec. 4, 1965	L	82-111	at BYU
Feb. 16, 1965	W	122-105	Texas Wesleyan
Jan. 9, 1965	L	80-110	Notre Dame
Jan. 11, 1958	L	80-116	* at Bradley
March 2, 1957	L	84-102	* #14 Saint Louis
Dec. 29, 1956	L	76-111	vs. #3 Kentucky (2)
Feb. 17, 1955	W	108-100	at Sam Houston State

* – indicates conference game

1 – Holiday Classic (Las Vegas); 2 – Sugar Bowl Classic (New Orleans);

3 – All College Tournament (Oklahoma City)

4 – NCAA Tournament Midwest Region First Round (Wichita Kan.) – Game later won by forfeit

5 – Sun Bowl Classic (El Paso, Texas)

6 – NCAA Tournament Midwest Regional Consolation (Wichita, Kan.)

7 – NCAA Tournament Midwest Regional Consolation (Lawrence, Kan.)

8 – NCAA Tournament Final Four (Los Angeles)



NCAA TOURNAMENT RECORDS

HOUSTON • TEAM

Games Played:	5	2021, 1984, 1983, 1982, 1968, 1967
Minutes Played:	225	vs. Virginia (3/31/84)
Margin of Victory:	35 (103-68)	vs. TCU (3/16/68)
Margin of Defeat:	32 (69-101)	vs. UCLA (3/22/68)
Points Scored (High):	119	vs. Notre Dame (3/20/71)
Points Scored (Low):	44	vs. Villanova (3/26/22)
Points Scored – Half (High):	62 (2nd)	vs. Notre Dame (3/20/71)
Points Scored – Half (Low):	18 (2nd)	vs. Virginia (3/31/84)
Points Scored – Overtime:	6	vs. Virginia (3/31/84)
Field Goals:	47	vs. Notre Dame (3/20/71)
Field Goal Attempts:	100	vs. Pacific (3/12/66)
Field Goal Percentage (High):	65.5 (38-58)	vs. Alcorn State (3/11/82)
Field Goal Percentage (Low):	28.2 (22-78)	at UCLA (3/22/68)
3-Point Field Goals:	11	vs. Oregon State (3/29/21)
3-Point Field Goal Attempts:	32	vs. Oregon State (3/29/21)
3-Point FG Percentage (High):	50.0 (2-4)	vs. UC Santa Barbara (3/15/90)
3-Point FG Percentage (Low):	5.0 (1-20)	vs. Villanova (3/26/22)
Free Throws (High):	33	vs. Boston College (3/21/82)
Free Throws (Low):	4	vs. Villanova (3/13/81)
Free Throw Attempts (High):	44	vs. Boston College (3/21/82)
Free Throw Attempts (Low):	8	vs. Georgia Tech (3/19/92)
Free Throw Percentage:	89.5 (17-19)	vs. Dayton (3/7/70)
Rebounds (High):	76	vs. TCU (3/16/68)
Rebounds (Low):	26	vs. Georgetown (4/2/84); by Villanova (3/13/81)
Assists:	27	vs. SMU (3/19/67)
Steals:	12	vs. Ohio State (3/24/19)
Blocked Shots:	10	vs. Louisville (4/2/83)
Turnovers (High):	25	vs. Tulsa (3/13/82)
	25	vs. Kansas State (3/14/70)
Turnovers (Low):	6	vs. Ohio State (3/24/19)
	6	vs. Maryland (3/19/83)
	6	vs. Maryland (3/19/10)
Fouls:	28	vs. SMU (3/13/65); vs. Texas Tech (3/8/65)

HOUSTON • INDIVIDUAL

Games Played (Season):	5, Quentin Grimes, Marcus Sasser, DeJon Jarreau, Justin Gorham, Fabian White Jr., Tramon Mark, Reggie Chaney and Brison Gresham (2020-21)
	Alvin Franklin, Reid Gettys, Hakeem Olajuwon, Rickie Winslow and Michael Young (1983-84)
	Benny Anders, Clyde Drexler, Alvin Franklin, Reid Gettys, Larry Micheaux, Hakeem Olajuwon and Michael Young (1982-83)
	Eric Davis, Clyde Drexler, Larry Micheaux, Hakeem Olajuwon, Lynden Rose, Rob Williams and Michael Young (1981-82)
	Don Chaney, Joe Hamood, Elvin Hayes, Theodis Lee, Vern Lewis and Ken Spain (1967-68)
	Melvin Bell, Don Chaney, Gary Grider, Elvin Hayes, Don Kruse, Leary Lentz, Vern Lewis and Ken Spain, (1966-67)
Games Played (Career):	16 Michael Young (1980-84)
Minutes Played:	45 Alvin Franklin, Reid Gettys, Hakeem Olajuwon, Michael Young, vs. Virginia (3/31/84)
Points Scored:	49 Elvin Hayes, vs. Loyola Chicago (3/9/68)
Field Goals:	20 Elvin Hayes, vs. Loyola Chicago (3/9/68)
Field Goal Attempts:	34 Elvin Hayes, vs. Ohio State (3/23/68); Elvin Hayes, vs. TCU (3/16/68)
Field Goal Percentage:	90.9 (10-11) Hakeem Olajuwon, vs. Villanova (3/27/83)
3-Point Field Goals:	7 Corey Davis Jr., vs. Georgia State (3/22/19)
3-Point Field Goal Attempts:	17 Corey Davis Jr., vs. Georgia State (3/22/19)
3-Point Field Goal Percentage:	75.0 (6-8) Tyler Edwards, vs. UAB (3/18/22)
Free Throws:	12 Poo Welch vs. Notre Dame (3/20/71); Ollie Taylor vs. Dayton (3/7/70)
Free Throw Attempts:	18 Poo Welch, vs. Notre Dame (3/20/71)
Free Throw Percentage:	100.0 (6-6) Corey Davis Jr., vs. Ohio State (3/24/19)
	100.0 (10-10) Reid Gettys, vs. Boston College (3/21/82)
Rebounds:	28 Elvin Hayes, vs. Pacific (3/12/68)
Assists:	14 Vern Lewis, vs. Ohio State (3/23/68)
Steals:	6 Galen Robinson Jr., vs. Ohio State (3/24/19)
Blocked Shots:	4 Reggie Chaney, vs. Cleveland State (3/19/21)

OPPONENT • TEAM

Points Scored (High):	107	vs. Kansas State (3/14/70)
Points Scored (Low):	47	vs. Virginia (3/31/84)
Points Scored – Half (High):	56 (2nd)	vs. Kansas State (3/14/70)
Points Scored – Half (Low):	18 (1st)	vs. Marquette (3/15/61)
Points Scored – Overtime:	4	vs. Virginia (3/31/84)
Field Goals:	47	vs. Kansas State (3/14/70)
Field Goal Attempts:	102	vs. Notre Dame (3/20/71)
Field Goal Percentage (High):	67.3 (33-49)	vs. Villanova (3/13/81)
Field Goal Percentage (Low):	28.2 (24-85)	vs. North Carolina (3/25/67)
3-Point Field Goals:	11	vs. #3/3 Baylor (4/3/21)
3-Point Field Goal Attempts:	30	vs. Michigan (3/17/18)
3-Point FG Percentage (High):	45.8 (11-24)	vs. #3/3 Baylor (4/3/21)
3-Point FG Percentage (Low):	20.0 (2-10)	vs. UC Santa Barbara (3/15/90)
Free Throws (High):	33	vs. SMU (3/16/56)
Free Throws (Low):	5	done three times; Most recently by Kansas (3/13/87);
Free Throw Attempts (High):	46	vs. SMU (3/16/56)
Free Throw Attempts (Low):	7	vs. Kansas (3/13/87); vs. Virginia (3/31/84)
Free Throw Percentage:	100.0 (15-15)	vs. Villanova (3/26/22)
Rebounds (High):	71	vs. Kansas State (3/14/70)
Rebounds (Low):	23	vs. Maryland (3/19/83)
Assists:	26	vs. UCLA (3/22/68)
Steals:	9	vs. UC Santa Barbara (11/15/90)
Blocked Shots:	10	vs. Memphis (3/23/84)
Turnovers (High):	27	vs. Kansas State (3/14/70)
	27	vs. Drake (3/12/70)
Turnovers (Low):	6	vs. NC State (4/4/83)
Fouls :	33	vs. Boston College (3/21/82)

OPPONENT • INDIVIDUAL

Minutes Played:	45	Othell Wilson, Virginia (3/31/84)
Points:	47	Austin Carr, Notre Dame (3/20/71)
Field Goals:	17	Austin Carr, Notre Dame (3/20/71)
Field Goal Attempts:	40	Austin Carr, Notre Dame (3/20/71)
Field Goal Percentage:	83.3 (10-12)	William Bedford, Memphis (3/23/84)
3-Point Field Goals:	4	Jared Butler, #3/3 Baylor (4/3/21)
	4	C.J. Jackson, Ohio State (3/24/19)
3-Point Field Goal Attempts:	11	C.J. Jackson, Ohio State (3/24/19)
3-Point Field Goal Percentage:	80.0 (4-5)	Jared Butler, #3/3 Baylor (4/3/21)
Free Throws:	13	Austin Carr, Notre Dame (3/20/71)
Free Throw Attempts:	17	Austin Carr, Notre Dame (3/20/71)
Free Throw Percentage:	100.0 (7-7), Landon Millbourne, Maryland (3/19/10); (6-6), Greivis Vasquez, Maryland (3/19/10); (9-9) by Steve Harris, Tulsa (3/13/82); (9-9) by Collis Jones, Notre Dame (3/20/71)	
Rebounds:	23	Keith Swagerty, Pacific (3/12/66)
Assists:	12	Lucius Allen, UCLA (3/22/68)
Steals:	5	Sidney Lowe, NC State (4/4/83)
Blocked Shots:	6	Keith Lee, Memphis (3/23/84)



NIT RECORDS

HOUSTON • TEAM

Games Played:	4	1977
Minutes Played:	225	vs. Illinois State (3/14/77)
Margin of Victory:	10 (77-67)	BYU (3/15/06)
Margin of Defeat:	19 (62-81)	at Georgia Tech (3/16/16)
Points Scored (High):	91	vs. St. Bonaventure (3/20/77); vs. Illinois State (3/14/77)
Points Scored (Low):	50	at Vanderbilt (3/13/02)
Points Scored – Half (High):	55 (2nd)	at Stanford (3/13/91)
Points Scored – Half (Low):	19 (1st)	at Vanderbilt (3/13/02)
Points Scored – Overtime:	10	vs. Illinois State (3/14/77)
Field Goals:	40	vs. St. Bonaventure (3/20/77)
Field Goal Attempts:	78	vs. Illinois State (3/14/77)
Field Goal Percentage (High):	55.8 (29-52)	Fordham (3/17/88)
Field Goal Percentage (Low):	30.0 (18-60)	at Nashville (3/13/02)
3-Point Field Goals:	14	at Stanford (3/13/91)
3-Point Field Goal Attempts:	43	at Missouri State (3/20/06)
3-Point FG Percentage (High):	48.3 (14-29)	at Stanford (3/13/91)
3-Point FG Percentage (Low):	15.4 (2-13)	at Georgia Tech (3/16/16)
Free Throws (High):	25	vs. Dayton (3/11/62)
Free Throws (Low):	3	at UTEP (3/19/93)
Free Throw Attempts (High):	28	BYU (3/15/06)
Free Throw Attempts (Low):	8	at Missouri State (3/20/06); at Colorado State (3/22/88)
Free Throw Percentage:	83.3 (10-12)	at Georgia Tech (3/16/16)
	80.6 (25-31)	vs. Dayton (3/11/62)
Rebounds (High):	49	vs. Illinois State (3/14/77)
Rebounds (Low):	23	at Wichita State (3/16/05)
Assists:	29	Indiana State (3/9/77)
Steals:	18	BYU (3/15/06)
Blocked Shots:	5	at UTEP (3/19/93)
Turnovers (High):	16	BYU (3/16/05)
Turnovers (Low):	7	at Wichita State (3/16/05)
Fouls:	29	vs. St. Bonaventure (3/20/77)

HOUSTON • INDIVIDUAL

Games Played (Season):	4	Otis Birdsong, Ken Ciolli, Cedric Fears, Jeff Kelley, Cecil Rose, Mike Schultz, Charles Thompson, Mark Trammel, George Walker, Kenneth Williams and Al Winder (1976-77)
Games Played (Career):	4	Otis Birdsong (1973-77), Ken Ciolli (1975-79), Cedric Fears (1976-79), Jeff Kelley (1976-77), Cecile Rose (1974-78), Mike Schultz (1976-78), Charles Thompson (1974-78), Mark Trammel (1975-78), George Walker (1975-79), Kenneth Williams (1976-80) and Al Winder (1975-77)
Minutes Played:	44	Otis Birdsong, vs. Illinois State (3/14/77)
Points Scored:	38	Otis Birdsong, vs. St. Bonaventure (3/20/77)
Field Goals:	18	Otis Birdsong, vs. St. Bonaventure (3/20/77)
Field Goal Attempts:	32	Otis Birdsong, vs. St. Bonaventure (3/20/77)
Field Goal Percentage:	80.0 (8-10)	Rolando Ferreira, vs. Fordham (3/17/88)
3-Point Field Goals:	7	Andre Owens, at Wichita State (3/16/05)
3-Point Field Goal Attempts:	18	Andre Owens, at Wichita State (3/16/05)
3-Point Field Goal Percentage:	60.0 (6-10)	Derrick Daniels, vs. Stanford (3/13/91)
Free Throws:	8	Otis Birdsong, vs. Illinois State (3/14/77)
Free Throw Attempts:	10	Patrick Okafor, at Vanderbilt (3/13/02) Otis Birdsong, vs. Illinois State (3/14/77)
Free Throw Percentage:	100.0 (7-7)	Jack Thompson, vs. Dayton (3/11/62); Puntus Wilson, at Lamar (3/15/85)
Rebounds:	19	Mike Schultz, vs. Illinois State (3/14/77)
Assists:	15	Randy Brown, vs. Fordham (3/17/88)
Steals:	8	Oliver Lafayette, vs. BYU (3/15/06); Ken Ciolli, vs. Illinois State (3/14/77)
Blocked Shots:	5	Bo Outlaw, vs. UTEP (3/19/93)

OPPONENT • TEAM

Points Scored (High):	94	by St. Bonaventure (3/20/77); by Dayton (3/11/62)
Points Scored (Low):	59	at Vanderbilt (3/13/02)
Points Scored – Half (High):	52 (2nd)	at Stanford (3/13/91)
Points Scored – Half (Low):	24 (2nd)	at Missouri State (3/20/06)
Points Scored – Overtime:	9	vs. Illinois State (3/14/77)
Field Goals:	36	by Illinois State (3/14/77)
Field Goal Attempts:	83	by Illinois State (3/14/77)
Field Goal Percentage (High):	62.5 (25-40)	by Wichita State (3/16/05)
Field Goal Percentage (Low):	38.9 (21-54)	at Vanderbilt (3/13/02)
3-Point Field Goals:	9	by Akron (3/15/17)
3-Point Field Goal Attempts:	28	by Stanford (3/13/91)
3-Point FG Percentage (High):	53.3 (8-15)	by Wichita State (3/16/05)
3-Point FG Percentage (Low):	21.4 (3-14)	at Missouri State (3/20/06)
Free Throws (High):	32	by St. Bonaventure (3/20/77)
Free Throws (Low):	7	at UTEP (3/19/93)
Free Throw Attempts (High):	46	by St. Bonaventure (3/20/77)
Free Throw Attempts (Low):	9	at UTEP (3/19/93)
Free Throw Percentage:	81.8 (9-11)	at Georgia Tech (3/16/16)
	81.5 (22-27)	by Lamar (3/15/85)
Rebounds (High):	45	by Missouri State (3/20/06)
Rebounds (Low):	27	by Fordham (3/17/88)
Assists:	24	by Stanford (3/13/91)
Steals:	14	by Alabama (3/17/77)
Blocked Shots:	7	by BYU (3/15/06); by Vanderbilt (3/13/02)
Turnovers (High):	25	by BYU (3/16/05)
Turnovers (Low):	8	at Vanderbilt (3/13/02)
Fouls:	21	by Alabama (3/17/77)

OPPONENT • INDIVIDUAL

Minutes Played:	43	Ron Jones, Illinois State (3/14/77)
Points Scored:	44	Larry Bird, Indiana State (3/9/77)
Field Goals:	19	Larry Bird, Indiana State (3/9/77)
Field Goal Attempts:	28	Larry Bird, Indiana State (3/9/77)
Field Goal Percentage:	66.7 (10-15)	Ken Ammann, at Stanford (3/13/91); 66.7 (8-12) Anthony Todd, at Lamar (3/15/85)
3-Point Field Goals:	5	Ken Ammann, at Stanford (3/13/91)
3-Point Field Goal Attempts:	9	Ken Ammann, at Stanford (3/13/91)
3-Point Field Goal Percentage:	66.7 (4-6)	Sam Howard, at Vanderbilt (3/13/02)
Free Throws:	12	Greg Sanders, vs. St. Bonaventure (3/20/77)
Free Throw Attempts:	16	Greg Sanders, vs. St. Bonaventure (3/20/77)
Free Throw Percentage:	100.0 (5-5)	Adam Smith, at Georgia Tech (3/16/16)
	100.0 (7-7)	Kyle Wilson, at Wichita State (3/16/05); 100.0 (7-7) Puntus Wilson, at Lamar (3/15/85)
Rebounds:	14	Larry Bird, Indiana State (3/9/77)
Assists:	13	Ron Jones, vs. Illinois State (3/14/77)
Steals:	4	Essie Hollis, vs. St. Bonaventure (3/20/77); T.R. Dunn, Alabama (3/17/77)
Blocked Shots:	4	Trent Plaisted, BYU (3/15/06)



CBI RECORDS

HOUSTON • TEAM

Games Played:	3	2008
Minutes Played:	225	at George Mason (3/25/13)
Margin of Victory:	24 (91-67)	Valparaiso (3/24/08)
Margin of Defeat:	4	(84-88) at George Mason (3/25/13) at Oregon State (3/18/09); at Tulsa (3/26/08)
Points Scored (High):	91	Valparaiso (3/24/08)
Points Scored (Low):	45	at Oregon State (3/18/09)
Points Scored – Half (High):	46 (2nd)	vs. Valparaiso (3/24/08)
Points Scored – Half (Low):	19	at Oregon State (3/18/09)
Field Goals:	32	at George Mason (3/25/13)
Field Goal Percentage (High):	47.1 (32-68)	at George Mason (3/25/13)
Field Goal Percentage (Low):	28.3 (15-53)	at Oregon State (3/18/09)
3-Point Field Goals:	16	Valparaiso (3/24/08)
3-Point Field Attempts:	37	Valparaiso (3/24/08)
3-Point FG Percentage (High):	43.2 (16-37)	Valparaiso (3/24/08)
3-Point FG Percentage (Low):	22.2 (6-27)	at Oregon State (3/18/09)
Free Throws (High):	20	at Nevada (3/18/08)
Free Throws (Low):	9	at Oregon State (3/18/09)
Free Throw Attempts (High):	24	at George Mason (3/25/13) Valparaiso (3/24/08); at Nevada (3/18/08)
Free Throw Attempts (Low):	12	at Oregon State (3/18/09)
Free Throw Percentage:	83.3 (20-24)	at Nevada (3/18/08)
Rebounds (High):	44	at George Mason (3/25/13)
Rebounds (Low):	29	at Oregon State (3/18/09)
Assists:	18	at George Mason (3/25/13)
Steals:	10	Valparaiso (3/24/08)
Blocked Shots:	7	at Tulsa (3/26/08)
Turnovers (High):	16	at George Mason (3/25/13)
Turnovers (Low):	4	at Tulsa (3/26/08)
Fouls:	21	at George Mason (3/25/13)

HOUSTON • INDIVIDUAL

Games Played (Season):	3	Marcus Cousin, Dion Dowell, Kelvin Lewis, Horace McGloster, Robert McKiver, Zamal Nixon, Tafari Toney and DaShaun Williams (2007-08)
Games Played (Career):	4	Zamal Nixon (2007-11), Marcus Cousin (2007-09), Kelvin Lewis (2007-10), Horace McGloster (2007-09), DaShaun Williams (2007-09)
Minutes Played:	40	Kelvin Lewis, at Oregon State (3/18/09)
Points Scored:	33	Robert McKiver, vs. Valparaiso (3/24/08)
Field Goals:	11	TaShawn Thomas, at George Mason (3/25/13)
Field Goal Attempts:	27	Robert McKiver, at Tulsa (3/26/08)
Field Goal Percentage:	64.7 (11-17)	TaShawn Thomas, at George Mason (3/25/13)
3-Point Field Goals:	7	Kelvin Lewis, vs. Valparaiso (3/24/08)
3-Point Field Goal Attempts:	18	Robert McKiver, at Tulsa (3/26/08)
3-Point Field Goal Percentage:	57.1 (4-7)	Robert McKiver, at Nevada (3/18/08)
Free Throws:	8	Robert McKiver, at Nevada (3/18/08)
Free Throw Attempts:	10	Robert McKiver, at Nevada (3/18/08)
Free Throw Percentage:	87.5 (7-8)	Robert McKiver, vs. Valparaiso (3/24/08)
Rebounds:	17	TaShawn Thomas, at George Mason (3/25/13)
Assists:	5	Joseph Young, vs. Texas (3/20/13); Danuel House, vs. Texas (3/20/13); Robert McKiver, at Tulsa (3/26/08); DaShaun Williams, vs. Valparaiso (3/24/08)
Steals:	3	done three times; Most recently by Aubrey Coleman, at Oregon State (3/18/09)
Blocked Shots:	4	Tafari Toney, at Nevada (3/18/08)

OPPONENT • TEAM

Points Scored (High):	88	at George Mason (3/25/13)
Points Scored (Low):	49	at Oregon State (3/18/09)
Points Scored – Half (High):	43 (1st)	at George Mason (3/25/13)
	43 (2nd)	at Nevada (3/18/08)
Points Scored – Half (Low):	19	at Oregon State (3/18/09)
Field Goals:	31	at Nevada (3/18/08)
Field Goal Attempts	68	vs. Texas (3/20/13)
Field Goal Percentage (High):	47.0 (31-77)	at Nevada (3/18/08)
Field Goal Percentage (Low):	40.0 (24-60)	at Tulsa (3/26/08)
3-Point Field Goals:	11	at George Mason (3/25/13)
3-Point Field Goal Attempts:	25	Valparaiso (3/24/08)
3-Point FG Percentage (High):	50.0 (11-22)	at George Mason (3/25/13)
3-Point FG Percentage (Low):	21.1 (4-19)	at Oregon State (3/18/09)
Free Throws (High):	19	at George Mason (3/25/13)
Free Throws (Low):	10	at Nevada (3/18/08)
Free Throw Attempts (High):	27	by Tulsa (3/26/08)
Free Throw Attempts (Low):	14	at Nevada (3/18/08)
Free Throw Percentage:	77.8 (14-18)	vs. Texas (3/20/13)
Rebounds (High):	52	at Tulsa (3/26/08)
Rebounds (Low):	35	by Valparaiso (3/24/08)
Assists:	19	at George Mason (3/25/13); at Nevada (3/18/08)
Steals:	7	at Oregon State (3/18/09)
Blocked Shots:	8	at Tulsa (3/26/08)
Turnovers (High):	15	at George Mason (3/25/13)
Turnovers (Low):	9	at Tulsa (3/26/08)
Fouls:	21	at George Mason (3/25/13)

OPPONENT • INDIVIDUAL

Minutes Played:	38	Bryn Allen, at George Mason (3/25/13) Ben Uzoh, at Tulsa (3/26/08)
Points Scored:	29	Sherrod Wright, at George Mason (3/25/13)
Field Goals:	10	Julien Lewis, vs. Texas (3/20/13) Marcelus Kemp, at Nevada (3/18/08)
Field Goal Attempts:	19	Julien Lewis, vs. Texas (3/20/13)
Field Goal Percentage:	58.8 (10-17)	by Marcelus Kemp, at Nevada (3/18/08)
3-Point Field Goals:	4	Sherrod Wright, at George Mason (3/25/13)
3-Point Field Goal Attempts:	7	by Brett McDade, at Tulsa (3/26/08)
3-Point Field Goal Percentage:	66.7 (4-6)	Sherrod Wright, at George Mason (3/25/13)
Free Throws:	11	Sherrod Wright, at George Mason (3/25/13)
Free Throw Attempts:	14	Sherrod Wright, at George Mason (3/25/13)
Free Throw Percentage:	1.000 (6-6)	Myck Kabongo, vs. Texas (3/25/13)
Rebounds:	15	by Jerome Jordan, at Tulsa (3/26/08)
Assists:	9	Bryon Allen, at George Mason (3/25/13)
Steals:	4	Myck Kabongo, vs. Texas (3/20/13)
Blocked Shots:	5	Prince Ibeh, vs. Texas (3/20/13) Jerome Jordan, at Tulsa (3/26/08)



CONFERENCE TOURNAMENT RECORDS

HOUSTON • TEAM

Games Played:	4	2010, 1978, 1977
Minutes Played:	250	vs. TCU (3/14/92)
Margin of Victory:	44 (111-67)	vs. TCU (2/26/77)
Margin of Defeat:	29 (65-94)	vs. #5/5 Louisville (3/14/14)
Points Scored:	111	vs. TCU (2/26/77)
Points Scored – Half (High):	58 (2nd)	vs. Texas (3/15/92)
Points Scored – Half (Low):	18 (2nd)	vs. #8/8 Cincinnati (3/11/18)
Points Scored – Overtime:	15	vs. UTEP (3/12/09)
Field Goals:	40	vs. Texas A&M (3/3/77); TCU (2/26/77)
Field Goal Attempts:	79	vs. Texas Tech (3/14/93)
Field Goal Percentage (High):	63.6 (35-55)	vs. Texas (3/7/81)
Field Goal Percentage (Low):	25.5 (14-55)	at Memphis (3/10/06)
3-Point Field Goals:	13	vs. East Carolina (3/10/10)
3-Point Field Goal Attempts:	34	vs. USF (3/9/05)
3-Point FG Percentage (High):	71.4 (10-14)	vs. Memphis (3/7/02);
	71.4 (5-7)	vs. Marquette (3/8/00)
3-Point FG Percentage (Low):	0.0 (0-8)	vs. Saint Louis (3/7/01)
	0.0 (0-2)	vs. Texas (3/6/87)
Free Throws (High):	28	vs. Texas (3/10/90)
Free Throws (Low):	3	vs. Charlotte (3/3/99); vs. Texas (3/2/79)
Free Throw Attempts (High):	44	vs. Texas (3/10/90)
Free Throw Attempts (Low):	5	vs. Southern Miss (3/4/98)
Free Throw Percentage:	95.0 (19-20)	vs. Memphis (3/10/06)
Rebounds (High):	54	vs. TCU (3/9/95)
Rebounds (Low):	22	vs. Rice (2/25/80)
Assists:	26	done three times;
		Most recently vs. Texas (3/04/78)
Steals:	17	vs. Texas A&M (3/05/82); vs. Rice (2/25/78)
Blocked Shots:	13	vs. Rice (3/10/84)
Turnovers (High):	24	vs. Baylor (3/7/87)
Turnovers (Low):	4	vs. Texas (3/2/79)
Fouls:	34	vs. Texas Tech (3/10/94)

HOUSTON • INDIVIDUAL

Minutes Played:	47	Derrick Daniels, vs. TCU (3/14/92)
Points Scored:	38	Otis Birdsong, vs. Texas Tech (3/04/77)
Field Goals:	15	Otis Birdsong, vs. Texas Tech (3/04/77)
Field Goal Attempts:	27	Otis Birdsong, vs. Texas Tech (3/04/76)
Field Goal Percentage:	1.000 (7-7)	Kenny Younger, vs. Marquette (3/8/00);
	1.000 (8-8)	Hakeem Olajuwon, vs. Arkansas (3/11/84)
3-Point Field Goals:	6	Kyler Edwards, vs. Tulane (3/12/22)
	6	Kelvin Lewis, vs. UTEP (3/13/10)
3-Point Field Goal Attempts:	12	Kyler Edwards, vs. Tulane (3/12/22)
	12	Armoni Brooks, vs. Cincinnati (3/17/19)
	12	Oliver Lafayette, vs. UCF (3/9/06)
3-Point Field Goal Percentage:	.714 (5-7)	Marcus Oliver, vs. Memphis (3/7/02)
Free Throws:	14	Rob Williams, vs. Rice (2/25/80)
Free Throw Attempts:	17	Rob Williams, vs. Rice (2/25/80)
Free Throw Percentage:	1.000 (12-12)	Zamal Nixon, vs. Marshall (3/9/11)
	1.000 (10-10)	Oliver Lafayette, vs. Memphis (3/10/06);
	1.000 (11-11)	Rob Williams, vs. Texas (3/7/81)
Rebounds:	16	Mike Schultz, vs. Texas (3/4/78)
Assists:	12	Reid Gettys, vs. Arkansas (3/11/84)
Steals:	7	Clyde Drexler, vs. TCU (3/12/83)
Blocked Shots:	10	Hakeem Olajuwon, vs. Arkansas (3/11/84);
		Hakeem Olajuwon, vs. Rice (3/10/84)

OPPONENT • TEAM

Points Scored:	111	Texas Tech (3/10/94)
Points Scored – Half (High):	58 (2nd)	Texas Tech (3/10/94)
Points Scored – Half (Low):	17 (2nd)	Texas (3/13/93)
Points Scored – Overtime:	11	UTEP (3/12/09)
Field Goals:	41	SMU (3/12/88)
Field Goal Attempts:	80	UTEP (3/12/09); Texas (3/4/78)
Field Goal Percentage (High):	63.3 (31-49)	Arkansas (3/6/82)
Field Goal Percentage (Low):	23.5 (16-68)	at Memphis (3/16/19)
3-Point Field Goals:	11	Tulane (3/12/03)
3-Point Field Goal Attempts:	33	Cincinnati (3/14/21)
3-Point FG Percentage (High):	57.1 (8-14)	Marquette (3/2/02)
3-Point FG Percentage (Low):	6.3 (1-16)	SMU (3/13/92)
Free Throws (High):	42	Texas Tech (3/10/94)
Free Throws (Low):	5	done five times;
		Most recently by Tulane (3/12/15)
Free Throw Attempts:	58	Texas Tech (3/10/94)
Free Throw Attempts (Low):	9	done four times;
		Most recently by Tulane (3/12/03)
Free Throw Percentage:	88.2 (15-17)	Marquette (3/8/02)
Rebounds (High):	49	Texas Tech (3/10/94)
Rebounds (Low):	21	Tulane (3/12/22)
	21	TCU (3/6/81)
Assists:	23	SMU (3/12/88)
Steals:	14	SMU (3/7/96); Texas Tech (3/10/94)
Blocked Shots:	10	SMU (3/8/85)
Turnovers (High):	30	TCU (2/26/77)
Turnovers (Low):	6	Louisville (3/14/14); UTEP (3/13/08)
Fouls:	34	TCU (2/26/77)

OPPONENT • INDIVIDUAL

Minutes Played:	50	Albert Thomas, Michael Strickland, TCU (3/14/92)
Points Scored:	42	Russ Smith, Louisville (3/14/14)
Field Goals:	14	Russ Smith, Louisville (3/14/14)
		Larry Spicer, Baylor (2/28/76)
Field Goal Attempts:	28	Tamir Jackson, Rice (3/13/13)
Field Goal Percentage:	1.000 (5-5)	by John Hill, TCU (2/26/77)
3-Point Field Goals:	5	Boogie Ellis, vs. Memphis (3/13/21)
		Russ Smith, Louisville (3/14/14)
		Cedric Dixon, UAB (3/05/97);
		Patrick Fairs, Texas (3/06/87)
3-Point Field Goal Attempts:	14	Tony Watson, Texas (3/13/93)
3-Point Field Goal Percentage:	1.000 (3-3)	Rodney Carney, at Memphis (3/10/06)
Free Throws:	15	Mark Davis, Texas Tech (3/10/94)
Free Throw Attempts:	19	Mark Davis, Texas Tech (3/10/94)
Free Throw Percentage:	1.000 (10-10)	Terry Teagle, Baylor (3/1/79);
	1.000 (10-10)	Willie Foreman, Texas A&M (3/3/77)
Rebounds:	20	Kurt Thomas, TCU (3/9/95)
Assists:	12	Jacques Streeter, UTEP (3/14/13);
		Todd Alexander, SMU (3/12/88)
Steals:	5	done six times;
		Most recently by Dylan Osean vs. Tulane (3/9/00)
Blocked Shots:	6	Solomon Jones, vs. USF (3/9/05)



FRESHMAN SINGLE-SEASON RECORDS

POINTS SCORED

Rk.	No.	Player	G	Season
1.	456	Rob Williams	28	1979-80
2.	443	George Williams	31	1999-00
t3.	409	Caleb Mills	31	2019-20
		Danuel House	33	2012-13
5.	376	Craig Upchurch	31	1987-88
6.	372	Otis Birdsong	26	1973-74
7.	361	Michael Young	30	1980-81
8.	356	Clyde Drexler	30	1980-81
9.	340	Joseph Young	30	2011-12
10.	321	TaShawn Thomas	30	2011-12

SCORING AVERAGE

Rk.	Avg.	Player	Pts	G	Season
1.	16.3	Rob Williams	456	28	1979-80
2.	14.31	Otis Birdsong	372	26	1973-74
3.	14.29	George Williams	443	31	1999-00
4.	13.2	Caleb Mills	409	31	2019-20
5.	12.4	Danuel House	409	33	2012-13
6.	12.1	Craig Upchurch	376	31	1987-88
7.	12.0	Michael Young	361	30	1980-81
8.	11.9	Clyde Drexler	356	30	1980-81
9.	11.3	Joseph Young	340	30	2011-12
10.	10.8	Alton Ford	280	26	2000-01
11.	10.7	TaShawn Thomas	321	30	2011-12

FIELD GOALS MADE

Rk.	No.	Player	G	Season
1.	180	Rob Williams	28	1979-80
2.	174	George Williams	31	1999-00
3.	157	Michael Young	30	1980-81
4.	154	Otis Birdsong	26	1973-74
5.	153	Clyde Drexler	30	1980-81
6.	148	Craig Upchurch	31	1987-88
7.	143	Caleb Mills	31	2019-20
8.	138	TaShawn Thomas	30	2011-12
9.	133	Rickie Winslow	37	1983-84
10.	127	Danuel House	33	2012-13

FIELD GOALS ATTEMPTS

Rk.	No.	Player	G	Season
1.	371	Caleb Mills	31	2019-20
2.	351	Rob Williams	28	1979-80
3.	337	George Williams	31	1999-00
4.	319	Michael Young	30	1980-81
5.	312	Otis Birdsong	26	1973-74
6.	303	Clyde Drexler	30	1980-81
7.	293	Joseph Young	30	2011-12
8.	291	Danuel House	33	2012-13
9.	262	Damon Jones	27	1994-95
10.	262	Craig Upchurch	31	1987-88

FIELD GOAL PERCENTAGE (min. 120 att.)

Rk.	Pct.	Player	FGM-A	Season
1.	57.7	TaShawn Thomas	138-239	2011-12
2.	57.1	Rickie Winslow	133-233	1983-84
3.	56.6	Craig Upchurch	148-262	1987-88
4.	56.0	Fabian White Jr.	75-134	2017-18
5.	53.7	George Walker	72-134	1975-76
6.	51.6	George Williams	174-337	1999-00
7.	51.3	Rob Williams	180-351	1979-80
8.	50.5	Clyde Drexler	153-303	1980-81
9.	49.4	Otis Birdsong	154-312	1973-74
10.	49.2	Michael Young	157-319	1980-81

3-POINT FIELD GOALS MADE

Rk.	No.	Player	G	Season
1.	67	Jherrod Stiggers	33	2012-13
2.	57	Marcus Sasser	30	2019-20
t3.	55	Joseph Young	30	2011-12
		Damon Jones	27	1994-95
5.	50	Caleb Mills	31	2019-20
6.	37	Treva Crosby	29	1997-98
7.	31	Cedrick Alley Jr.	37	2018-19
t8.	30	Danuel House	33	2012-13
		Lanny Smith	27	2003-04
t10.	28	Nate Hinton	37	2018-19
		Bryan Shelton	33	2001-02

3-POINT FIELD GOALS ATTEMPTS

Rk.	No.	Player	G	Season
1.	177	Jherrod Stiggers	33	2012-13
2.	168	Damon Jones	27	1994-95
3.	162	Marcus Sasser	30	2019-20
4.	144	Joseph Young	30	2011-12
5.	137	Caleb Mills	31	2019-20
6.	116	Cedrick Alley Jr.	37	2018-19
7.	108	Treva Crosby	29	1997-98
8.	95	Danuel House	33	2012-13
9.	92	Lanny Smith	27	2003-04
10.	91	Chad Hendrick	29	1997-98

3-POINT FIELD GOAL PERCENTAGE (min. 60 att.)

Rk.	Pct.	Player	3FGA-M	Season
1.	46.7	Bryan Shelton	28-60	2001-02
2.	38.2	Joseph Young	55-144	2011-12
3.	37.9	Jherrod Stiggers	67-177	2012-13
4.	36.5	Caleb Mills	50-137	2019-20
5.	35.2	Marcus Sasser	57-162	2019-20
6.	34.3	Treva Crosby	37-108	1997-98
7.	33.7	Nate Hinton	28-83	2018-19
8.	33.3	Kirk Van Slyke	21-63	2009-10
9.	32.8	Willie Byrd	19-58	1993-94
10.	32.7	Damon Jones	55-168	1994-95

FREE THROWS MADE

Rk.	No.	Player	G	Season
1.	125	Danuel House	33	2012-13
2.	96	Rob Williams	28	1979-80
3.	81	Alton Ford	26	2000-01
4.	81	George Williams	31	1999-00
5.	79	Craig Upchurch	31	1987-88
6.	75	Alandise Harris	27	2010-11
7.	73	Caleb Mills	31	2019-20
8.	64	Marcus Oliver	31	1999-00
9.	64	Otis Birdsong	26	1973-74
10.	62	Tramon Mark	32	2020-21

FREE THROWS ATTEMPTS

Rk.	No.	Player	G	Season
1.	174	Danuel House	33	2012-13
2.	133	Alton Ford	26	2000-01
3.	131	George Williams	31	1999-00
4.	127	Rob Williams	28	1979-80
5.	125	Craig Upchurch	31	1987-88
6.	120	Alandise Harris	27	2010-11
7.	97	Caleb Mills	31	2019-20
8.	92	Otis Birdsong	26	1973-74
9.	91	Derrick Daniels	31	1988-89
10.	87	Marcus Oliver	31	1999-00

FREE-THROW PERCENTAGE (min. 60 att.)

Rk.	Pct.	Player	FTM-A	Season
1.	85.7	Nate Hinton	60-70	2018-19
2.	76.5	Tramon Mark	62-81	2020-21
3.	75.6	Rob Williams	96-127	1979-80
4.	75.3	Caleb Mills	73-97	2019-20
5.	73.6	Marcus Oliver	64-87	1999-00
6.	71.8	Danuel House	125-174	2012-13
7.	69.6	Otis Birdsong	64-92	1973-74
8.	63.2	Craig Upchurch	79-125	1987-88
t9.	62.5	Alandise Harris	75-120	2010-11
		Damon Jones	40-64	1994-95
		George Walker	40-64	1975-76

REBOUNDS

Rk.	No.	Player	G	Season
1.	314	Clyde Drexler	30	1980-81
2.	263	George Williams	31	1999-00
3.	245	TaShawn Thomas	30	2011-12
4.	203	Rickie Winslow	37	1983-84
5.	190	Michael Young	30	1980-81
t6.	163	Danuel House	33	2012-13
		Craig Upchurch	31	1987-88
8.	162	Nate Hinton	37	2018-19
9.	154	Alton Ford	26	2000-01
10.	145	Alandise Harris	27	2010-11

REBOUNDING AVERAGE

Rk.	Avg.	Player	Rebs.	G.	Season
1.	10.5	Clyde Drexler	314	30	1980-81
2.	8.5	George Williams	263	31	1999-00
3.	8.2	TaShawn Thomas	245	30	2011-12
4.	6.3	Michael Young	190	30	1980-81
5.	5.9	Alton Ford	154	26	2000-01
6.	5.5	Rickie Winslow	203	37	1983-84
7.	5.4	Alandise Harris	145	27	2010-11
8.	5.3	Craig Upchurch	163	31	1987-88
9.	4.93	Danuel House	163	33	2012-13
10.	4.86	George Walker	136	28	1975-76

ASSISTS

Rk.	No.	Player	G	Season
1.	181	Derrick Daniels	31	1988-89
2.	127	Rob Williams	28	1979-80
3.	121	Tommy Davis	28	1994-95
4.	114	Gerry McGee	26	1985-86
5.	113	Desmond Wade	33	2008-09
6.	110	Galen Robinson, Jr.	32	2015-16
7.	95	Ken Ciolli	28	1975-76
8.	93	Darrell McArthur	28	1986-87
9.	86	Lanny Smith	27	2003-04
10.	81	Randy Brown	28	1986-87

ASSISTS AVERAGE

Rk.	No.	Player	Asts.	G	Season
1.	5.8	Derrick Daniels	181	31	1988-89
2.	4.53	Rob Williams	127	28	1979-80
3.	4.38	Gerry McGee	114	26	1985-86
4.	4.32	Tommy Davis	121	28	1994-95
5.	3.44	Galen Robinson Jr.	110	32	2015-16
6.	3.42	Desmond Wade	113	33	2008-09
7.	3.39	Ken Ciolli	95	28	1975-76
8.	3.2	Lanny Smith	86	27	2003-04
9.	3.1	Darrell McArthur	93	30	1986-87
10.	2.89	Randy Brown	81	28	1986-87

FRESHMAN SINGLE-SEASON RECORDS

BLOCKED SHOTS

Rk.	No.	Player	G	Season
1.	64	TaShawn Thomas	30	2011-12
2.	37	Danrad Knowles	31	2013-14
3.	32	Fabian White Jr.	35	2017-18
4.	28	Clyde Drexler	30	1980-81
5.	26	Alandise Harris	27	2010-11
6.	24	George Williams	31	1999-00
7.	24	Greg Anderson	35	1983-84
8.	23	Rickie Winslow	37	1983-84
9.	22	Valentine Izundu	22	2012-13
10.	20	Michael Young	30	1980-81

BLOCKED SHOTS AVERAGE

Rk.	Avg.	Player	Blks.	G	Season
1.	2.1	TaShawn Thomas	64	30	2011-12
2.	1.2	Danrad Knowles	37	31	2013-14
3.	1.0	Valentine Izundu	22	22	2012-13
4.	1.0	Alandise Harris	26	27	2010-11
5.	0.93	Clyde Drexler	28	30	1980-81
6.	0.91	Fabian White Jr.	32	35	2017-18
7.	0.77	George Williams	24	31	1999-00
8.	0.731	Alton Ford	19	26	2000-01
9.	0.69	Greg Anderson	24	35	1983-84
10.	0.67	Michael Young	20	30	1980-81

STEALS

Rk.	No.	Player	G	Season
1.	60	Rickie Winslow	37	1983-84
2.	58	Clyde Drexler	30	1980-81
3.	49	Tommy Davis	28	1994-95
4.	48	George Williams	31	1999-00
5.	48	Rob Williams	28	1979-80
6.	47	Desmond Wade	33	2008-09
7.	46	Michael Young	30	1980-81
8.	43	Otis Birdsong	26	1973-74
9.	41	Kenneth Williams	36	1976-77
10.	38	Nate Hinton	37	2018-19

STEALS AVERAGE

Rk.	No.	Player	Stls.	G	Season
1.	1.93	Clyde Drexler	58	30	1980-81
2.	1.75	Tommy Davis	49	28	1994-95
3.	1.71	Rob Williams	48	28	1979-80
4.	1.65	Otis Birdsong	26	43	1973-74
5.	1.62	Rickie Winslow	60	37	1983-84
6.	1.54	George Williams	48	31	1999-00
7.	1.53	Michael Young	46	30	1980-81
8.	1.4	Desmond Wade	47	33	2008-09
9.	1.14	Randy Brown	32	28	1986-87
10.	1.14	Kenneth Williams	41	36	1976-77

GAMES PLAYED

Rk.	No.	Player	Season
t1.	37	Cedrick Alley Jr.	2018-19
		Nate Hinton	2018-19
		Rickie Winslow	1983-84
4.	36	Kenneth Williams	1976-77
t5.	35	Fabian White Jr.	2017-18
		Greg Anderson	1983-84
t7.	33	Danuel House	2012-13
		Desmond Wade	2008-09
		Bryan Shelton	2001-02
t10. 32		Tramon Mark	2020-21
		Galen Robinson Jr.	2015-16

GAMES STARTED

Rk.	No.	Player	Season
1.	36	Rickie Winslow	1983-84
t2.	31	George Williams	1999-00
		Derrick Daniels	1988-89
		Craig Upchurch	1987-88
t5.	30	TaShawn Thomas	2011-12
		Clyde Drexler	1980-81
t7.	27	Danuel House	2012-13
		Rob Williams	1979-80
t9.	26	Lanny Smith	2003-04
		Michael Young	1980-81

MINUTES PLAYED

Rk.	No.	Player	G	Season
1.	1,099	George Williams	31	1999-00
2.	1,049	Michael Young	30	1980-81
3.	1,030	Rickie Winslow	37	1983-84
4.	992	Clyde Drexler	30	1980-81
5.	978	Derrick Daniels	31	1988-89
6.	944	Danuel House	33	2012-13
7.	904	Joseph Young	30	2011-12
8.	903	Rob Williams	28	1979-80
9.	901	Tommy Davis	28	1994-95
10.	866	Craig Upchurch	31	1987-88

MINUTES AVERAGE

Rk.	No.	Player	Min.	G	Season
1.	35.5	George Williams	1,099	31	1999-00
2.	34.97	Michael Young	1,049	30	1980-81
3.	33.07	Clyde Drexler	992	30	1980-81
4.	32.3	Rob Williams	903	28	1979-80
5.	32.2	Tommy Davis	901	28	1994-95
6.	31.5	Derrick Daniels	978	31	1988-89
7.	30.1	Joseph Young	904	30	2011-12
8.	28.89	Damon Jones	780	27	1994-95
9.	28.61	Danuel House	944	33	2012-13
10.	28.59	Lanny Smith	772	27	2003-04

DOUBLE-DOUBLES

Rk.	No.	Player	Season
1.	15	Clyde Drexler	1980-81
2.	11	George Williams	1999-00
3.	9	TaShawn Thomas	2011-12
t4.	4	Rickie Winslow	1983-84
		Michael Young	1980-81
t6.	2	Fabian White Jr.	2017-18
		Alandise Harris	2010-11
t8.	1	Nate Hinton	2018-19
		Danuel House	2012-13
		Alton Ford	2000-01
		Jake Ballis	1998-99
		Chad Hendrick	1997-98
		Damon Jones	1994-95
		Gerry McGee	1985-86
		Greg Anderson	1983-84



MISCELLANEOUS RECORDS

YEAR BY YEAR RECORDS

Year	Overall		Home		Road		Neutral	
	W	L	W	L	W	L	W	L
1946	10	4	4	2	5	1	1	1
1946-47	15	7	8	4	6	2	1	1
1947-48	11	11	6	3	5	8	0	0
1948-49	11	11	8	5	3	6	0	0
1949-50	16	7	10	0	6	7	0	0
1950-51	11	17	7	4	4	13	0	0
1951-52	7	14	4	8	3	6	0	0
1952-53	9	13	6	4	3	9	0	0
1953-54	11	15	6	6	4	7	1	2
1954-55	15	10	9	2	6	5	0	3
1955-56	19	7	12	1	6	3	1	3
1956-57	10	16	7	5	2	10	1	1
1957-58	9	16	5	7	4	9	0	0
1958-59	12	14	11	3	1	11	0	0
1959-60	13	12	9	5	4	7	0	0
1960-61	17	11	10	2	4	6	3	3
1961-62	21	6	13	1	5	2	3	3
1962-63	15	11	11	4	3	6	1	1
1963-64	16	10	12	3	2	6	2	1
1964-65	19	10	13	2	2	5	4	3
1965-66	23	6	14	0	4	3	5	3
1966-67	27	4	12	0	7	3	8	1
1967-68	31	2	18	0	6	0	7	2
1968-69	16	10	14	3	0	5	2	2
1969-70	25	5	16	0	7	2	2	3
1970-71	22	7	13	0	6	6	3	1
1971-72	20	7	13	1	4	5	3	1
1972-73	23	4	18	0	4	2	1	2
1973-74	17	9	12	1	3	7	2	1
1974-75	16	10	13	5	3	3	0	2
1975-76	17	11	13	2	3	9	1	0
1976-77	29	8	16	1	8	4	5	3
1977-78	25	8	15	1	7	6	3	1
1978-79	16	15	8	5	5	8	3	2
1979-80	14	14	9	4	4	8	1	2
1980-81	21	9	15	1	4	7	2	1
1981-82	25	8	15	2	5	4	7	2
1982-83	31	3	14	0	10	1	7	2
1983-84	32	5	15	0	10	2	7	3
1984-85	16	14	12	3	3	9	1	2
1985-86	14	14	9	5	4	7	1	2
1986-87	18	12	10	3	5	6	3	3
1987-88	18	13	9	3	7	9	2	1
1988-89	17	14	11	4	5	7	1	3
1989-90	25	8	13	1	9	5	3	2
1990-91	18	11	12	1	5	7	1	3
1991-92	25	6	11	2	10	3	4	1
1992-93	21	9	12	1	7	7	2	1
1993-94	8	19	6	7	1	9	1	3
1994-95	9	19	6	7	2	11	1	1
1995-96	17	10	10	3	7	6	0	1
1996-97	11	16	9	5	2	9	0	2
1997-98	9	20	6	7	3	10	0	3
1998-99	10	17	6	6	3	10	1	1
1999-00	9	22	3	9	2	10	4	3
2000-01	9	20	6	7	1	11	2	2
2001-02	18	15	9	4	6	7	3	4
2002-03	8	20	6	7	1	11	1	2
2003-04	9	18	8	9	1	9	0	0
2004-05	18	14	12	2	4	10	2	2
2005-06	21	10	13	2	7	8	1	0
2006-07	18	15	11	3	4	10	3	2
2007-08	24	10	17	2	5	6	2	2
2008-09	21	12	12	3	6	8	3	1
2009-10	19	16	10	5	4	9	5	2
2010-11	12	18	10	6	2	11	0	1
2011-12	15	15	13	5	1	8	1	2
2012-13	20	13	14	4	5	8	1	1
2013-14	17	16	12	4	3	9	2	3
2014-15	13	19	9	8	2	9	2	2
2015-16	22	10	15	4	6	5	1	1
2016-17	21	11	12	5	6	6	3	0
2017-18	27	8	15	0	7	5	5	3
2018-19	33	4	19	1	11	1	3	2
2019-20	23	8	14	2	6	6	3	0
2020-21	28	4	15	0	5	3	8	1
2021-22	32	6	16	1	7	3	9	2
Totals	1,370	871	847	247	355	504	168	122

Bold Italics indicates Houston single-season record

RECORDS OVERVIEW

Overall Record	1,370-871 (.611)
Record in Home Games	847-247 (.774)
Record in Road Games	355-504 (.413)
Record at Neutral Sites	168-122 (.579)
Most Home Games	20 in 2018-19
Most Road Games	17 in 1950-51
Most Neutral Site Games	11 in 2021-22
Most Overall Wins	33 in 2018-19
Most Home Wins	19 in 2018-19
Most Road Wins	11 in 2018-19
Most Neutral Site Wins	9 in 2021-22

UNDEFEATED HOME SEASONS

Season	Home	Overall
2020-21	15-0	28-4
2017-18	15-0	27-8
<i>played in H&PE Arena on campus of Texas Southern during \$60 million Fertitta Center renovation</i>		
1972-73	18-0	23-4
1967-68	18-0	31-2
1969-70	16-0	25-5
1983-84	15-0	32-5
1982-83	14-0	31-3
1965-66	14-0	23-6
1966-67	12-0	27-4
1949-50	10-0	16-7

BEST ROAD WINNING PERCENTAGE

Season	Road	Percentage	Overall
1967-68	6-0	1.000	31-2
2018-19	11-1	.917	33-4
1982-83	10-1	.909	31-3
1983-84	10-2	.833	32-5
1946	5-1	.833	10-4
1969-70	7-2	.778	25-5
1991-92	10-3	.769	25-6
1946-47	6-2	.750	15-7
1961-62	5-2	.714	21-6
2021-22	7-3	.700	32-6
1966-67	7-3	.700	27-4

BEST NEUTRAL-SITE WINNING PERCENTAGE

Season	Neutral	Percentage	Overall
2019-20	3-0	1.000	23-8
2016-17	3-0	1.000	21-11
2005-06	1-0	1.000	21-10
1975-76	1-0	1.000	17-11
2020-21	8-1	.889	28-4
1966-67	8-1	.889	27-4
2021-22	9-2	.818	32-6
1991-92	4-1	.800	25-6
1982-83	7-2	.778	31-3
1981-82	7-2	.778	25-8
1967-68	7-2	.778	31-2
2008-09	3-1	.750	21-12
2009-10	5-2	.714	19-16
1983-84	7-3	.700	32-5

RECORDS



MISCELLANEOUS RECORDS

OVERTIME GAMES (50-46)

29-12 Home • 15-30 Away • 6-4 Neutral

Date	Opponent	W/L	Score
1/19/52	Sam Houston State	W	60-57
1/30/52	at Sam Houston State	W	67-72
12/16/52	at Detroit	W	72-69
12/23/54	Missouri	W	84-76 (20T)
1/6/55	at Saint Louis	L	84-85 (20T)
1/8/55	at Wichita State	L	67-78
1/23/56	Tulsa	W	71-62
1/6/58	Bradley	L	73-75
3/3/58	at Drake	L	87-88
1/6/61	at Cincinnati	L	71-74
12/7/61	at Lamar	W	72-70
12/23/61	Mississippi	W	63-62 (20T)
12/21/62	Michigan	L	88-90 (40T)
12/28/62	vs. Mississippi State (1)	W	79-76
12/29/62	vs. Auburn (1)	L	69-71
12/26/63	Wyoming	L	72-75
2/10/64	Cincinnati	L	59-66
1/26/66	Baylor	W	92-91
12/16/68	Kansas State	W	87-84
12/30/68	Iowa	L	87-95
2/7/70	Creighton	W	78-77 (20T)
12/2/71	at California	L	81-82
2/28/72	at Jacksonville	L	108-110
1/27/77	at Texas Tech	L	83-84
3/14/77	vs. Illinois State (2)	W	91-90
12/15/79	at New Mexico	W	83-80
12/22/79	USC	L	85-86
2/9/80	Arkansas	W	90-84 (30T)
2/17/81	at TCU	L	77-78 (40T)
1/13/81	at SMU	L	70-72 (30T)
12/4/81	at Seton Hall	L	85-87
2/6/82	at SMU	W	73-71
3/31/84	vs. Virginia (3)	W	49-47
1/4/86	at Texas Tech	L	68-69
1/15/86	Arkansas	W	87-85
2/5/86	Texas Tech	L	91-92 (20T)
3/1/86	TCU	W	85-83
1/31/87	at Texas Tech	L	55-56
2/14/87	at Baylor	L	57-63
1/13/88	at Louisiana	L	101-102 (20T)
1/11/89	at Texas Tech	L	74-76
1/21/89	at SMU	W	84-83
2/14/90	at Texas Tech	W	74-71
12/1/90	vs. South Carolina (4)	L	70-74
1/23/91	TCU	W	91-88
3/14/92	vs. TCU (5)	W	87-84 (20T)
3/3/93	at Rice	L	78-89
2/2/94	at UTSA	L	83-85
2/19/94	Baylor	W	87-82
2/1/95	Texas	W	105-96
11/27/95	at McNeese	L	81-83
1/24/96	Texas A&M	W	78-67
1/27/96	at Baylor	W	91-84
12/4/96	Tulsa	W	79-77 (20T)
2/12/97	Memphis	W	72-67
12/7/99	Rice	W	84-71
1/15/02	TCU	W	82-71
2/19/02	Tulane	W	85-81
2/12/03	at Charlotte	L	55-59
12/23/03	Chicago State	W	71-65
12/27/03	Texas A&M	W	70-61
2/3/04	Southern Miss	L	72-75 (30T)
3/5/04	at Saint Louis	L	69-72
1/7/06	Texas A&M-Corpus Christi	W	86-83 (20T)
2/4/06	at East Carolina	W	64-60
11/13/06	at Rhode Island	W	102-99
1/24/07	UCF	W	73-70
2/28/07	at UCF	L	75-72
1/24/09	at Arizona	L	90-96
3/12/09	vs. UTEP (6)	W	89-85
1/3/10	at Iowa State	L	75-82 (20T)
11/12/10	Nicholls	W	63-62
12/4/10	at Sam Houston	W	75-71
12/18/10	at Texas A&M-Corpus Christi	L	78-81
1/26/11	at Rice	L	71-79
2/5/11	at Tulsa	L	71-76
1/4/12	Tulsa	W	70-69
1/28/12	UTEP	W	81-76
3/7/12	vs. UTEP (6)	L	62-67
12/8/12	Texas Southern	W	78-75

1/19/13	UCF	L	75-79
2/2/13	at SMU	W	84-80
2/16/13	at Tulsa	L	92-101 (30T)
3/25/13	at George Mason (7)	L	84-88
12/14/13	at Louisiana	L	76-79
12/17/14	Arkansas-Pine Bluff	L	51-56
12/22/14	vs. Boise State (8)	L	73-75
1/6/15	UCF	L	78-79
3/4/15	at Tulane	W	68-63
12/13/15	LSU	W	105-98
12/22/15	vs. Wyoming (9)	W	94-89
1/30/16	at East Carolina	W	97-93
1/19/17	Memphis	L	67-70
2/15/20	at SMU	L	72-73
11/9/21	Hofstra	W	83-75
2/20/22	at Wichita State	W	76-74 (20T)

1 – Oklahoma City, Okla.; 2 – New York City; 3 – NCAA Final Four (Seattle);
 4 – Charlotte, N.C.; 5 – Dallas; 6 – Memphis, Tenn.; 7 – CBI Quarterfinals;
 8 – Continental Tire Las Vegas Classic Championship Round (Las Vegas)
 9 – Global Sports Classic Championship Round (Las Vegas)
Bold indicates home game

OVERTIME SUMMARY

Houston's Record in:			
Single Overtime Games	42-37	.532	W1
Double Overtime Games	7-4	.636	W1
Triple Overtime Games	1-3	.250	L3
Quadruple Overtime Games	0-2	.000	L2

WINNING and LOSING STREAKS

Winning Streak

Rk.	Games	Dates
1.	32	March 25, 1967 – March 16, 1968
2.	26	Dec. 17, 1982 – April 4, 1983
3.	15	Nov. 10, 2018 – Jan. 9, 2019
4.	14	Dec. 30, 1965 – Feb. 22, 1966
5.	13	Jan. 24 – March 10, 1990
t6.	12	Dec. 14, 2021 – Feb. 9, 2022
		Jan. 12 – March 2, 2019
		Dec. 8, 1966 – Jan. 14, 1967
t9.	11	Feb. 21 – April 3, 2021
		Dec. 29, 1972 – Feb. 17, 1973
		Jan. 17 – Feb. 28, 1972
		Jan. 27 – March 12, 1970

Losing Streak

1.	13	Dec. 7, 1993 – Feb. 2, 1994
2.	11	Jan. 26 – March 4, 2000
3.	10	Jan. 31 – March 4, 1998
4.	9	Dec. 19, 1997 – Jan. 18, 1998
5.	8	Dec. 23, 1994 – Jan. 25, 1995
t6.	7	Feb. 16, 2011 – Nov. 12, 2012
	7	Dec. 9, 2002 – Jan. 18, 2003
t8.	6	Feb. 5 – March 1, 2015
	6	Feb. 15 – March 5, 1997
	6	Feb. 18 – March 8, 1952

Home Winning Streak

1.	59	Jan. 13, 1964 – Dec. 16, 1968
2.	45	Jan. 30, 1982 – Feb. 1, 1985
3	37	Dec. 19, 2019 – Feb. 12, 2022
4.	34	Dec. 11, 1971 – Dec. 8, 1973
5.	33	Nov. 10, 2017 – March 2, 2019
6.	30	Dec. 1, 1969 – Dec. 4, 1971

Road Winning Streak

1.	15	Feb. 6, 1982 – Jan. 14, 1984
2.	10	Feb. 18, 1967 – March 4, 1968

Home Losing Streak

1.	7	Jan. 16 – March 4, 2000
	7	Nov. 30, 1993 – Jan. 29, 1994
3.	5	Nov. 28, 2000 – Jan. 6, 2001
4.	4	Dec. 10, 1994 – Jan. 18, 1995
	4	Feb. 27, 1952 – March 8, 1952
	4	Feb. 15, 1951 – Jan. 2, 1952

Road Losing Streak

1.	15	Jan. 26, 2000 – Feb. 17, 2001
2.	12	Dec. 27, 1997 – Dec. 3, 1998
3.	11	Feb. 8, 1994 – Jan. 21, 1995
4.	9	March 3, 1958 – Feb. 9, 1959

SEASON OPENERS (57-20)

47-11 Home • 10-8 Away • 0-1 Neutral

Date	Opponent	W/L	Score
1/10/46	North Texas	W	62-35
12/7/47	Loyola-New Orleans	L	39-51
12/2/48	Abilene Christian	W	54-31
11/29/48	Shur-Start Battery	L	50-51
12/1/49	Hardin Simmons	W	48-36
12/2/50	at Bradley	L	73-94
12/8/51	at Texas A&M	L	38-29
12/2/52	Hardin-Simmons	W	67-54
12/4/53	at Sam Houston State	W	89-88
12/2/54	at Texas A&M	W	85-63
12/1/55	Sam Houston State	W	77-55
12/1/56	at Kansas State	L	78-97
12/2/57	at Oklahoma City	L	75-85
12/1/58	Texas A&I	W	80-59
12/1/59	Lamar	W	89-66
12/1/60	at North Texas	W	73-53
12/1/61	UC Davis	W	95-47
12/1/62	Texas A&I	W	86-52
12/2/63	Minnesota	L	58-60
12/1/64	at Wisconsin	L	65-76
12/1/65	at San Francisco	L	67-75
12/1/66	New Mexico	W	96-84
12/2/67	Sacramento State	W	110-79
11/30/68	Southern Miss	W	92-71
12/1/69	Louisiana-Lafayette	W	89-72
12/3/70	Northwestern	W	81-68
12/1/71	at Stanford	W	87-67
11/24/72	New Orleans	W	92-71
12/1/73	at North Carolina	L	74-97
12/2/74	Louisville	L	87-91
12/6/75	Cal Poly	W	74-63
11/28/76	Texas Lutheran	W	96-69
11/28/77	UT Rio Grande Valley	W	85-81
11/27/78	Nevada	L	73-77
11/30/79	Arizona	W	74-72
11/28/80	Texas A&I	W	112-86
11/30/81	West Texas A&M	W	84-73
11/26/82	Arizona	W	104-63
11/19/83	NC State	L	64-76
11/24/84	Concordia Lutheran	W	85-62
11/23/85	at Virginia	L	77-92
11/28/86	St. Mary's (Texas)	W	80-68
11/27/87	Sam Houston State	W	85-71
11/26/88	at Iowa State	W	89-82
11/16/89	at Wichita State	W	67-66
11/24/90	California	W	98-81
11/23/91	Villanova	W	79-49
12/5/92	at DePaul	W	82-65
11/27/93	Akron	W	69-53
11/25/94	James Madison	W	76-74
11/25/95	Houston Baptist	W	91-59
11/23/96	Arkansas-Pine Bluff	L	64-66
11/18/97	Arkansas-Pine Bluff	W	73-55
11/17/98	Texas	W	71-69
11/18/99	at Alaska-Fairbanks	W	81-59
11/16/00	Air Force	L	53-59
11/19/01	UCLA	L	60-71
11/23/02	Prairie View A&M	L	75-78
11/21/03	East Tennessee State	L	51-65
11/15/04	Sam Houston State	W	72-69
11/22/05	Florida Tech	W	131-62
11/13/06	at Rhode Island	W	102-99
11/9/07	Morehead State	W	83-54
11/10/08	vs. Georgia Southern	L	63-65
11/17/09	Nicholls	W	92-60
11/12/10	Nicholls	W	63-62 (OT)
11/12/11	Grambling State	W	88-42
11/9/12	Florida A&M	W	81-76
11/8/13	Texas State	W	76-70
11/22/14	at Murray State	W	77-74
11/18/15	Prairie View A&M	W	110-69
11/11/16	Morgan State	W	93-52
11/10/17	McNeese	W	81-53
11/10/18	Alabama A&M	W	101-54
11/12/19	Alabama State	W	84-56
11/25/20	Lamar	W	89-45
11/9/21	Hofstra	W	83-75 (OT)

Bold indicates home game



FERTITTA CENTER TEAM RECORDS

ATTENDANCE RECORDS

Rk.	Att.	Opponent	Result	Date
1.	7,603	rv/rv SMU	W, 75-61	2/2/22
2.	7,598	Cincinnati	W, 71-53	3/1/22
3.	7,562	Temple	W, 84-46	3/3/22
4.	7,488	Texas State	W, 80-47	12/22/21
5.	7,450	Memphis	L, 59-69	2/12/22
6.	7,312	Tulane	W, 73-62	2/2/22
7.	7,287	East Carolina	W, 79-36	1/22/22
8.	7,135	rv/rv Wichita State	W, 76-43	2/9/20
9.	7,129	Memphis	W, 64-57	3/8/20
10.	7,069	Cincinnati	W, 68-55	3/1/20
t11.	7,051	Wichita State	W, 76-66	1/8/22
	7,051	Bryant	W, 111-44	12/3/21
	7,051	rv/#25 Virginia	W, 67-47	11/16/21
t14.	7,039	SMU	W, 90-79	3/7/19
		UCF	L, 64-69	3/2/19
		USF	W, 94-50	2/23/19
		#25/23 Cincinnati	W, 65-58	2/10/19
		Temple	W, 73-66	1/31/19
		Wichita State	W, 79-70	1/12/19
		Memphis	W, 80-77	1/6/19
		LSU	W, 82-76	12/12/18
t22.	7,035	UConn	W, 63-59	1/23/20
		UCF	W, 78-63	1/3/20
		Oklahoma State	L, 55-61	12/15/19
		BYU	L, 71-72	11/15/19
		#18/21 Oregon	W, 65-61	12/1/18

All 15 home games in 2020-21 were limited to 1,859 capacity due to COVID-19 protocols and sold out.

MINUTES PLAYED

Game: 45, vs. Hofstra (11/9/21)

MARGIN OF VICTORY

UH: 67 (111-44), vs. Bryant (12/3/21)

Opp: 10 (59-69), vs. Memphis (2/12/22)

POINTS SCORED - GAME

UH (High): 112, vs. Our Lady of the Lake (2/6/21)

112, vs. Houston Baptist (11/26/19)

Opp (High): 79, vs. SMU (3/7/19)

UH (Low): 55, vs. Oklahoma State (12/15/19)

Opp (Low): 36, vs. East Carolina (1/22/22)

POINTS SCORED - HALF

UH (High): 60 (1st), vs. Northwestern State (11/30/21)

60 (1st), vs. Our Lady of the Lake (2/6/21)

Opp (High): 45 (1st), vs. LSU (12/12/18)

UH (Low): 19 (1st), vs. Oklahoma State (12/15/19)

Opp (Low): 14 (1st), vs. East Carolina (1/22/22)

FIELD GOALS

UH (High): 46, vs. Our Lady of the Lake (2/6/21)

Opp (High): 29, vs. Hofstra (11/9/21)

UH (Low): 17, vs. UConn (1/23/20)

Opp (Low): 8, vs. East Carolina (1/22/22)

FIELD GOAL ATTEMPTS

UH (High): 83, vs. Our Lady of the Lake (2/6/21)

Opp (High): 74, vs. Hofstra (11/9/21)

UH (Low): 47, vs. UConn (1/23/20)

Opp (Low): 42, vs. Temple (3/3/22)

FIELD GOAL PERCENTAGE

UH (High): 62.0 (44-71), vs. Bryant (12/3/21)

Opp (High): 52.2 (24-46), vs. SMU (3/7/19)

UH (Low): 31.1 (19-61), vs. Oklahoma State (12/15/19)

Opp (Low): 16.0 (8-50), vs. East Carolina (1/22/22)

3-POINT FIELD GOALS

UH (High): 16, vs. ECU (1/23/19)

Opp (High): 12, vs. Hofstra (11/9/21)

UH (Low): 2, vs. Louisiana (12/14/21)

Opp (Low): 1, vs. East Carolina (1/22/22)

1, vs. Boise State (11/27/20)

1, vs. Lamar (11/25/20)

3-POINT FIELD GOAL ATTEMPTS

UH (High): 36, vs. Tulane (1/9/21)

Opp (High): 43, vs. Hofstra (11/9/21)

UH (Low): 12, vs. UConn (1/23/20)

Opp (Low): 13, vs. Lamar (11/25/20)

3-POINT FIELD GOAL PERCENTAGE (min. 10 att.)

UH (High): 66.7 (16-24), vs. ECU (1/23/19)

Opp (High): 52.6 (10-19), vs. SMU (3/7/19)

UH (Low): 9.5 (2-21), vs. Louisiana (12/14/21)

Opp (Low): 5.3 (1-19), vs. East Carolina (1/22/22)

FREE THROWS

UH (High): 39, vs. South Carolina (12/5/20)

Opp (High): 21, vs. LSU (12/12/18)

UH (Low): 2, vs. Tulane (1/9/21)

Opp (Low): 3, vs. Texas State (12/22/21)

FREE THROW ATTEMPTS

UH (High): 38, vs. South Carolina (12/5/20)

38, vs. UCF (1/3/20)

38, vs. LSU (12/12/18)

Opp (High): 38, vs. LSU (12/12/18)

UH (Low): 4, vs. Tulane (1/9/21)

Opp (Low): 4, vs. Texas State (12/22/21)

FREE THROW PERCENTAGE (min. 10 att.)

UH (High): 90.9 (10-11), vs. WKU (2/25/21)

Opp (High): 94.7 (18-19), vs. Memphis (2/12/22)

UH (Low): 42.9 (6-14), vs. Temple (3/3/22)

Opp (Low): 31.3 (5-16), vs. Cincinnati (3/1/22)

REBOUNDS

UH (High): 55, vs. Our Lady of the Lake (2/6/21)

Opp (High): 42, vs. Hofstra (11/9/21)

42, vs. #25/23 Cincinnati (2/10/19)

UH (Low): 30, vs. Memphis (2/12/22)

Opp (Low): 23, vs. Northwestern State (11/30/21)

ASSISTS

UH (High): 27, vs. Northwestern State (11/30/21)

27, vs. USF (2/28/21)

Opp (High): 16, vs. Memphis (2/12/22)

16, vs. BYU (11/15/19)

UH (Low): 3, vs. Boise State (11/27/20)

Opp (Low): 3, vs. East Carolina (1/22/22)

STEALS

UH (High): 17, vs. Our Lady of the Lake (2/6/21)

Opp (High): 10, vs. Alcorn State (12/6/21)

UH (Low): 1, vs. UT Arlington (12/11/19)

Opp (Low): 2, vs. Tulsa (1/2/19)

BLOCKED SHOTS

UH (High): 11, vs. UTEP (12/19/19)

11, vs. Houston Baptist (11/26/19)

Opp (High): 4, done seven times; Most recently

vs. Temple (3/3/22)

UH (Low): 0, vs. UCF (1/17/21)

Opp (Low): 0, done 10 times; Most recently

vs. Alcorn State (12/20/20)

vs. OPPONENTS

School	W	L	Pct.	Stk.	Last Meeting
Alabama	0	0	.000	---	---
Alabama State	1	0	1.000	W1	11/12/19
Alcorn State	2	0	1.000	W2	12/6/21
Boise State	1	0	1.000	W1	11/27/20
Bryant	1	0	1.000	W1	12/3/21
BYU	0	1	.000	L1	11/15/19
Cincinnati	4	0	1.000	W4	3/1/22
Coppin State	1	0	1.000	W1	12/23/18
East Carolina	2	0	1.000	W2	1/22/22
Hofstra	1	0	1.000	W1	11/9/21
Houston Baptist	1	0	1.000	W1	11/26/19
Kent State	0	0	.000	---	---
Lamar	2	0	1.000	W2	11/25/20
Louisiana	1	0	1.000	W1	12/14/21
LSU	1	0	1.000	W1	12/12/18
McNeese	0	0	.000	---	---
Memphis	3	1	.750	L1	2/12/22
NJIT	1	0	1.000	W1	12/29/18
Norfolk State	0	0	.000	---	---
North Carolina A&T	0	0	.000	---	---
North Florida	0	0	.000	---	---
Northern Colorado	0	0	.000	---	---
Northwestern State	1	0	1.000	W1	11/30/21
Oklahoma State	0	1	.000	L1	12/15/19
Oral Roberts	0	0	.000	---	---
Oregon	1	0	1.000	W1	12/1/18
Our Lady of the Lake	1	0	1.000	W1	2/6/21
Rice	1	0	1.000	W1	11/9/21
Saint Louis	1	0	1.000	W1	12/16/18
SMU	4	0	1.000	W4	2/27/22
South Carolina	1	0	1.000	W1	12/5/20
South Florida	4	0	1.000	W4	1/18/22
Temple	3	0	1.000	W2	3/3/22
Texas Southern	0	0	.000	---	---
Texas State	2	0	1.000	W2	12/22/21
Tulane	3	0	1.000	W3	2/2/22
Tulsa	3	0	1.000	W3	2/19/20
UCF	3	1	.750	W3	2/17/22
UConn	1	0	1.000	W1	1/23/20
UT Arlington	1	0	1.000	W1	12/11/19
Utah State	1	0	1.000	W1	12/20/18
UTEP	1	0	1.000	W1	12/19/19
Virginia	1	1	1.000	W1	11/16/21
Wichita State	4	0	1.000	W4	1/8/22
WKU	1	0	1.000	W1	2/25/21
Totals	60	4	.938	W4	3/3/22

TURNOVERS

UH (High): 19, vs. Memphis (2/12/22)

19, vs. UConn (1/23/20)

Opp (High): 24, vs. Our Lady of the Lake (2/6/21)

UH (Low): 5, vs. USF (2/28/21)

Opp (Low): 5, vs. UT Arlington (12/11/19)

FOULS

UH (High): 28, vs. USF (2/23/19)

Opp (High): 30, vs. UConn (1/23/20)

30, vs. Houston Baptist (11/26/19)

UH (Low): 9, vs. ECU (1/23/19)

Opp (Low): 8, vs. Our Lady of the Lake (2/6/21)

FERTITTA CENTER INDIVIDUAL RECORDS



FABIAN WHITE JR.

GAMES PLAYED

UH (Career): 53, Fabian White Jr. (2017-22)

UH (Season): 17 (16-1), J'Wan Roberts, Josh Carlton, Kyler Edwards, Fabian White Jr. (2021-22)

WINS

UH (Career): 49, Fabian White Jr. (2017-22)

UH (Season): 16, J'Wan Roberts, Josh Carlton, Kyler Edwards, Fabian White Jr. (2021-22)

WINNING PERCENTAGE (Career min. 20 games)

UH (Career): .968 (30-1), Reggie Chaney (2020 –); .968 (30-1), J'Wan Roberts (2020 –)

UH (Season): 1.000(15-0), Tramon Mark, Reggie Chaney (2020-21); 1.000 (14-0), J'Wan Roberts, Quentin Grimes, DeJon Jarreau, Brison Gresham (2020-21)

MINUTES PLAYED

UH: 41:09 (OT), Marcus Sasser, vs. Hofstra (11/9/21)
40:00, Kyler Edwards, vs. Tulane (2/2/22)

Opp: 45:00 (OT), Zach Cooks, vs. Hofstra (11/9/21)
40:00, Isiah Mike, vs. SMU (3/7/19)

POINTS SCORED

UH: 33, Quentin Grimes, vs. WKU (2/25/21)

Opp: 27, Jarron Cumberland, vs. #25/23 Cincinnati (2/10/19)

FIELD GOALS

UH: 11, Fabian White Jr., vs. Temple (3/3/22)

11, Quentin Grimes, vs. rv/- WKU (2/25/21)

11, Cameron Tyson, vs. Our Lady of the Lake (2/6/21)

Opp: 10, Kareem Brewton, vs. Memphis (1/6/19)

FIELD GOAL ATTEMPTS

UH: 21, Fabian White Jr., vs. Cincinnati (3/1/22)

21, Quentin Grimes, vs. rv/- WKU (2/25/21)

Opp: 25, Jarron Cumberland, vs. #25/23 Cincinnati (2/10/19)

FIELD GOAL PERCENTAGE (min. 10 att.)

UH: 81.8 (9-11), Marcus Sasser, vs. Lamar (11/25/20)

Opp: 76.9 (10-13), Kareem Brewton, vs. Memphis (1/6/19)

3-POINT FIELD GOALS

UH: 10, Cameron Tyson, vs. Our Lady of the Lake (2/6/21)

Opp: 6, Tobi Enwuosho, vs. Alabama State (11/12/19)

3-POINT FIELD GOAL ATTEMPTS

UH: 18, Cameron Tyson, vs. Our Lady of the Lake (2/6/21)

Opp: 15, Omar Silverio, vs. Hofstra (11/9/21)

3-POINT FIELD GOAL PERCENTAGE (min. 5 made)

UH: 83.3 (5-6), Kyler Edwards, vs. rv/#25 Virginia (11/16/21)

Opp: 83.3 (5-6), Jahmal McMurray, vs. SMU (3/7/19)

FREE THROWS

UH: 14, Quentin Grimes, vs. South Carolina (12/5/20)

Opp: 10, Tristen Newton, vs. East Carolina (1/22/22)

10, Tobi Enwuosho, vs. Alabama State (11/12/19)

FREE THROW ATTEMPTS

UH: 15, Quentin Grimes, vs. South Carolina (12/5/20)

15, DeJon Jarreau, vs. UConn (1/23/20)

Opp: 14, Troymain Crosby, vs. Alcorn State (12/20/20)

FREE THROW PERCENTAGE (min. 10 att.)

UH: 100.0 (10-10), Nate Hinton, vs. Tulsa (2/19/20)

Opp: 83.3 (10-12), Tristen Newton, vs. East Carolina (1/22/22)

REBOUNDS

UH: 17, Justin Gorham, vs. SMU (1/31/20)

Opp: 13, Tacko Fall, vs. UCF (3/2/19)

WINNINGEST PLAYERS by Career Victories

Rk.	W-L	Player	Gms	Years
1.	49-4	Fabian White Jr.	53	2017 –
2.	43-3	Brison Gresham	46	2018-21
3.	40-3	DeJon Jarreau	43	2018-21
4.	33-2	Marcus Sasser	35	2019 –
t5.	30-1	Reggie Chaney	31	2020 –
	30-1	J'Wan Roberts	31	2019 –
7.	29-3	Nate Hinton	32	2018-20
t8.	28-2	Justin Gorham	30	2018-21
	28-2	Quentin Grimes	30	2019-21
10.	27-3	Cedrick Alley Jr.	30	2018-20

WINNINGEST PLAYERS by Career Percentage (min. 20 games)

Rk.	W-L	Pct.	Player	Years
t1.	30-1	.968	Reggie Chaney	2020 –
t1.	30-1	.968	J'Wan Roberts	2020 –
3.	29-1	.967	Jamal Shead	2020 –
4.	33-2	.943	Marcus Sasser	2019 –
5.	43-3	.934	Brison Gresham	2018-21
t6.	28-2	.933	Justin Gorham	2018-21
	28-2	.933	Quentin Grimes	2019-21
8.	40-3	.930	DeJon Jarreau	2018-21
9.	49-4	.925	Fabian White Jr.	2017 –
10.	29-3	.907	Nate Hinton	2018-20



BRISON GRESHAM

ASSISTS

UH: 13, Jamal Shead, vs. Temple (3/3/22)

Opp: 8, Caleb Murphy, vs. South Florida (1/18/22)

STEALS

UH: 8, Jamal Shead, vs. Our Lady of the Lake (2/6/21)

Opp: 4, Corey Walker Jr., vs. South Florida (1/18/22)

4, Lester Quinones, vs. Memphis (3/8/20)

4, Terrell Allen, vs. UCF (3/2/19)

4, Keith Williams, vs. #25/23 Cincinnati (2/10/19)

4, Rico Quinton, vs. ECU (1/23/19)

BLOCKED SHOTS

UH: 6, Brison Gresham, vs. UTEP (12/19/19)

6, Chris Harris Jr., vs. Texas State (12/4/18)

Opp: 3, Darius Johnson, vs. UCF (2/17/22)

3, Kadin Shedrick, vs. rv/#25 Virginia (11/16/21)

3, Jamille Reynolds, vs. UCF (1/17/21)

3, Bol Bol, vs. #18/21 Oregon (12/1/18)

TURNOVERS

UH: 7, DeJon Jarreau, vs. UConn (1/23/20)

Opp: 7, Dwayne Brown Jr., vs. Utah State (12/20/18)



HOME ATTENDANCE RECORDS

ANNUAL ATTENDANCE RECORDS

Year	Games	W-L	Pct.	Total Attendance	Avg. Attendance
Hofheinz Pavilion					
1969-70	16	16-0	1.000	128,848	8,053
1970-71	13	13-0	1.000	97,426	7,494
1971-72	14	13-1	.929	103,630	7,227
1972-73	18	18-0	1.000	125,688	6,983
1973-74	13	12-1	.923	75,740	5,826
1974-75	18	13-5	.722	109,324	6,074
1975-76	15	13-2	.867	108,532	7,236
1976-77	17	16-1	.941	100,215	5,895
1977-78	16	15-1	.938	83,735	5,233
1978-79	13	8-5	.615	60,582	4,660
1979-80	13	9-4	.692	54,991	4,230
1980-81	16	15-1	.938	88,821	5,515
1981-82	15	13-2	.867	101,705	6,780
1982-83	14	14-0	1.000	111,861	7,990
1983-84	15	15-0	1.000	145,449	9,697
1984-85	15	12-3	.800	85,467	5,698
1985-86	14	9-5	.643	68,990	4,928
1986-87	13	10-3	.769	58,588	4,185
1987-88	12	9-3	.750	49,419	4,118
1988-89	14	11-4	.733	49,273	3,285
1989-90	14	13-1	.929	57,996	4,143
1990-91	13	12-1	.923	56,125	4,317
1991-92	13	11-2	.846	65,754	5,058
1992-93	13	12-1	.923	64,990	4,999
1993-94	13	6-7	.462	37,858	2,912
1994-95	13	6-7	.462	40,163	3,089
1995-96	13	10-3	.769	61,069	4,698
1996-97	14	9-5	.643	46,714	3,337
1997-98	13	6-7	.462	36,889	2,838
1998-99	12	6-6	.500	101,748	8,479
1999-00	12	3-9	.250	55,691	4,641
2000-01	13	6-7	.462	43,601	3,354
2001-02	13	9-4	.692	48,097	3,700
2002-03	13	6-7	.462	49,500	3,808
2003-04	17	8-9	.471	49,021	2,884
2004-05	14	12-2	.833	59,436	4,245
2005-06	15	13-2	.867	72,869	4,858
2006-07	14	11-3	.786	59,902	4,279
2007-08	19	17-2	.895	84,240	4,434
2008-09	15	12-3	.800	57,209	3,814
2009-10	15	10-5	.667	48,033	3,203
2010-11	16	10-6	.625	52,488	3,280
2011-12	18	13-5	.722	67,175	3,788
2012-13	18	14-4	.778	66,717	3,706
2013-14	16	12-4	.750	60,520	3,782
2014-15	17	9-8	.529	44,793	2,635
2015-16	18	15-3	.833	66,706	3,706
<i>Hofheinz Pavilion (16 games • 12-4 • 68,238 • 4,265 avg.)</i>					
<i>H&PE Arena (1 game • 0-1 • 1,928 • 1,928 avg.)</i>					
2016-17	17	12-5	.706	70,166	4,127
H&PE Arena					
2017-18	15	15-0	1.000	54,919	3,661
<i>H&PE Arena (4 games • 4-0 • 15,433 • 3,859 avg.)</i>					
<i>Fertitta Center (16 games • 15-1 • 105,609 • 6,601 avg.)</i>					
2018-19	20	19-1	.950	121,042	6,052
2019-20	16	14-2	.875	107,490	6,718
<i>COVID-19 protocols limited Fertitta Center capacity to 1,859 for each game in 2020-21</i>					
2020-21	15	15-0	1.000	27,885	1,859
2021-22	17	16-1	.941	121,462	7,145
Fertitta Center	64	60-4	.938	362,446	5,664
H&PE Arena	20	19-1	.950	72,280	3,614
Hofheinz Pavilion	705	537-168	.762	3,432,645	4,869
52 Seasons	772	600-172	.777	3,745,909	4,853

HOME CROWDS

1.	10,660	vs. Texas	W, 84-79	3/5/90
NCAA Midwest Regional First Round (Houston)				
2.	10,514	vs. New Mexico State	W, 72-69	3/13/71
3.	10,500	vs. Texas	L, 83-95	1/12/82
4.	10,497	vs. Seattle	W, 93-92	2/6/71
5.	10,489	vs. South Alabama	W, 128-90	2/28/70
6.	10,483	vs. Florida State	W, 94-86	2/4/72
7.	10,472	vs. Jacksonville	W, 76-75	2/24/73
8.	10,345	vs. Miami (Fla.)	W, 118-98	2/14/70
9.	10,238	vs. St. Mary's (Texas)	W, 118-77	2/5/70
10.	10,220	vs. USC	W, 77-73	12/20/69

Note: A crowd of 10,514 at Hofheinz Pavilion watched Notre Dame defeat TCU 102-94 on March 13, 1971, during the NCAA Tournament Midwest Regional First Round.

HOME CROWDS (since 1998)

1.	8,918	vs. #1/1 Memphis	L, 77-89	1/30/08
2.	8,917	vs. Connecticut	L, 76-82	12/30/00
	8,917	vs. Cincinnati	L, 65-77	2/17/99
4.	8,517	vs. Kentucky	W, 83-69	12/18/07
5.	8,642	vs. Valparaiso	W, 90-72	12/11/99
6.	8,479	vs. ECU	W, 73-51	3/5/17
	8,479	vs. SMU	L, 66-76	2/18/17
	8,479	vs. Marquette	L, 62-65	2/27/99
	8,479	vs. Charlotte	L, 66-68	2/23/99
	8,479	vs. Tulane	W, 76-62	2/13/99
	8,479	vs. UAB	L, 82-90	2/4/99
	8,479	vs. USF	L, 67-82	1/30/99
	8,479	vs. Memphis	W, 83-81	1/17/99
	8,479	vs. Saint Louis	L, 61-69	1/13/99
	8,479	vs. Southern Miss	W, 64-57	1/7/99
	8,479	vs. LSU	W, 67-55	11/30/98
	8,479	vs. IUPUI	W, 72-71	11/28/98
	8,479	vs. Sam Houston State	L, 63-67	11/23/98
	8,479	vs. Texas	W, 71-69	11/17/98

Note: Renovations of Hofheinz Pavilion in 1998 resulted in the facility's capacity being reduced to 8,479.

OVERALL CROWDS

NCAA Final Four (Louisiana Superdome, New Orleans)				
1.	61,612	vs. North Carolina	L, 63-68	3/27/82
Game of the Century (Houston Astrodome, Houston)				
2.	52,693	vs. UCLA	W, 71-69	1/20/68
NCAA Final Four (Kingdome, Seattle)				
3.	38,471	vs. Virginia	W, 49-47	3/31/84
NCAA Final Four (Kingdome, Seattle)				
	38,471	vs. Georgetown	L, 75-84	4/2/84
5.	23,992	vs. Kentucky	L, 67-74	1/22/84
NCAA Tournament Midwest Regional (Ahearn Fieldhouse, Manhattan, Kan.)				
6.	21,500	vs. Oklahoma State	L, 60-75	3/12/65
NCAA Tournament Midwest Regional (Ahearn Fieldhouse, Manhattan, Kan.)				
	21,500	vs. SMU	L, 87-89	3/13/65
NCAA Tournament Midwest Regional (The Arena, St. Louis)				
8.	20,143	vs. Memphis	W, 78-71	3/23/84
9.	19,591	vs. Louisville	L, 78-92	1/15/97
NCAA Final Four (Freedom Hall, Louisville, Ky.)				
10.	18,889	vs. UCLA	L, 58-73	3/24/67



HOUSTON

MEN'S BASKETBALL

#ForTheCity

HOUSTON MEN'S BASKETBALL

2022-23 SCHEDULE

 NORTHERN COLORADO NOV. 7 7:00 PM FERTITTA CENTER	 NORTH CAROLINA A&T DEC. 13 7:00 PM FERTITTA CENTER <small>COACHES VS. RACISM</small>	 CINCINNATI JAN. 28 1:15 PM FERTITTA CENTER
 SAINT JOSEPH'S NOV. 11 5:00 PM ANNAPOLIS, MD <small>VETERANS CLASSIC</small>	 VIRGINIA DEC. 17 1:00 PM CHARLOTTESVILLE, VA	 WICHITA STATE FEB. 2 8:00 PM WICHITA, KS
 ORAL ROBERTS NOV. 14 7:00 PM FERTITTA CENTER <small>COUGAR CLASSIC</small>	 MCNEESE DEC. 21 7:00 PM FERTITTA CENTER	 TEMPLE FEB. 5 5:00 PM PHILADELPHIA, PA
 TEXAS SOUTHERN NOV. 16 7:00 PM FERTITTA CENTER <small>COUGAR CLASSIC</small>	 TULSA DEC. 28 8:00 PM TULSA, OK	 TULSA FEB. 8 7:00 PM FERTITTA CENTER
 OREGON NOV. 20 8:30 PM EUGENE, OR	 UCF DEC. 31 1:00 PM FERTITTA CENTER	 SMU FEB. 16 6:00 PM DALLAS, TX
 KENT STATE NOV. 26 TBA FERTITTA CENTER	 SMU JAN. 5 6:00 PM FERTITTA CENTER	 MEMPHIS FEB. 19 2:00 PM FERTITTA CENTER
 NORFOLK STATE NOV. 29 7:00 PM FERTITTA CENTER	 CINCINNATI JAN. 8 2:00 PM CINCINNATI, OH	 TULANE FEB. 22 8:00 PM FERTITTA CENTER
 SAINT MARY'S DEC. 3 8:30 PM FORT WORTH, TX <small>THE BATTLEGROUND 2K22</small>	 SOUTH FLORIDA JAN. 11 7:00 PM FERTITTA CENTER	 EAST CAROLINA FEB. 25 7:00 PM GREENVILLE, NC
 NORTH FLORIDA DEC. 6 7:00 PM FERTITTA CENTER	 TULANE JAN. 17 6:00 PM NEW ORLEANS, LA	 WICHITA STATE MAR. 2 6:00 PM FERTITTA CENTER
 ALABAMA DEC. 10 2:00 PM FERTITTA CENTER	 TEMPLE JAN. 22 2:00 PM FERTITTA CENTER	 MEMPHIS MAR. 5 11:00 AM MEMPHIS, TN
 UCF JAN. 25 6:00 PM NEW ORLEANS, LA		

HOME AWAY NEUTRAL

