



MEDIA GUIDE



KANSAS MEN'S BASKETBALL

SCHEDULE



FORT HAYS STATE
NOV 1



YALE
DEC 22



HOUSTON
FEB 3



NORTH CAROLINA CENTRAL
NOV 6



VS WICHITA STATE
DEC 30



AT KANSAS STATE
FEB 5



MANHATTAN COLLEGE
NOV 10



TCU
JAN 6



BAYLOR
FEB 10



VS KENTUCKY
NOV 14



AT UCF
JAN 10



AT TEXAS TECH
FEB 12



MAUI INVITATIONAL
NOV 20-22



OKLAHOMA
JAN 13



AT OKLAHOMA
FEB 17



EASTERN ILLINOIS
NOV 28



AT OKLAHOMA STATE
JAN 16



TEXAS
FEB 24



UCONN
DEC 1



AT WEST VIRGINIA
JAN 20



BYU
FEB 27



KANSAS CITY
DEC 5



CINCINNATI
JAN 22



AT BAYLOR
MAR 2



MISSOURI
DEC 9



AT IOWA STATE
JAN 27



KANSAS STATE
MAR 5



AT INDIANA
DEC 16



OKLAHOMA STATE
JAN 30



AT HOUSTON
MAR 9



Pay Heed, All Who Enter: BEWARE OF "THE PHOG"

2023-24 KANSAS MEN'S BASKETBALL SCHEDULE

Oct. 29	at Illinois (EXH) ^	Big Ten Network	5 p.m.	Jan. 13	OKLAHOMA	Big 12 Now on ESPN+ 1 p.m.	2024 Big 12 Championship (Kansas City, Mo.)
Nov. 1	FORT HAYS STATE (EXH) ^	Big 12 Now on ESPN+ 7 p.m.		Jan. 16	at Oklahoma State	ESPN 8 p.m.	March 12 - 16
Nov. 6	NORTH CAROLINA CENTRAL	Big 12 Now on ESPN+ 7 p.m.		Jan. 20	at West Virginia	Big 12 Now on ESPN+ 3 p.m.	2024 NCAA Championship Dates and Sites
Nov. 10	MANHATTEN COLLEGE	Big 12 Now on ESPN+ 7 p.m.		Jan. 22	CINCINNATI	ESPN 8 p.m.	March 17 - Selection Sunday
Nov. 14	vs. Kentucky#	ESPN	TBD	Jan. 27	at Iowa State	CBS 12:30 p.m.	March 19 & 20 - First Four (Dayton, Ohio)
Nov. 20	vs. Chaminade\$	ESPNU	8 p.m.	Jan. 30	OKLAHOMA STATE	ESPN 8 p.m.	March 21 & 22 - First, Second Rounds (Charlotte, N.C., Omaha, Nebraska)
Nov. 21	vs. Marquette/UCLA\$	ESPN/ESPN 9:30 p.m./4 p.m.		Feb. 3	HOUSTON	ESPN 3 p.m.	March 23 & 24 - First, Second Rounds (Sacramento, Orlando, Des Moines, Birmingham)
Nov. 22	vs. TBD\$	ESPN/ESPN2/ESPNU	TBD	Feb. 5	at Kansas State	ESPN 8 p.m.	
Nov. 28	EASTERN ILLINOIS	Big 12 Now on ESPN+ 7 p.m.		Feb. 10	BAYLOR	ESPN 5 p.m.	
Dec. 1	UCONN-	ESPN2 8 p.m.		Feb. 12	at Texas Tech	ESPN 8 p.m.	March 28 - 29 - Sweet 16
Dec. 5	KANSAS CITY	Big 12 Now on ESPN+ 7 p.m.		Feb. 17	at Oklahoma	ESPN 3 p.m.	March 30 & 31 - Elite Eight
Dec. 9	MISSOURI+	ESPN 4:15 p.m.		Feb. 24	TEXAS	ESPN 5 p.m.	April 6 - Final Four (Glendale, Arizona)
Dec. 16	at Indiana	TBD	TBD	Feb. 27	BYU	Big 12 Now on ESPN+ 7 p.m.	April 8 - National Championship (Glendale, Arizona)
Dec. 22	YALE	Big 12 Now on ESPN+ 7 p.m.		Mar. 2	at Baylor	ESPN 11 a.m.	
Dec. 30	vs. Wichita State	ESPN2	3 p.m.	Mar. 5	KANSAS STATE	ESPN/ESPN2 8 p.m.	
Jan. 6	TCU	CBS 1 p.m.		Mar. 9	at Houston	ESPN 3 p.m.	
Jan. 10	at UCF	Big 12 Now on ESPN+	6 p.m.				HOME GAMES IN CAPS: ^Exhibition; #Champions Classic; *Big 12 Conference game; All times Central; \$Maui Invitational; -Big EAST/ Big 12 Battle; +Border Showdown

CREDITS

The 2023-24 University of Kansas men's basketball media guide was produced by the Kansas Athletics Communications office.

Editors

Chris Theisen, Daniel Berk, Max Aebersold

Cover Design

Brian Gray

Photography

Kansas Athletics Archives, Missy Minear, Jeff and Laura Jacobsen, University Relations, University Archives, *Lawrence Journal-World*, Associated Press, Lawrence Convention and Visitor's Bureau, NBA Teams (via Getty Images), KU Student Housing, DeBruce Center, NCAA Photos.

TABLE OF CONTENTS

TABLE OF CONTENTS	1	International Presence/McDonald's All-Americans	145
Quick Facts	2	National Honors	146
2023-24 Roster	4	Conference Honors	148
2023-24 Radio/TV Roster	5	Jayhawks in the NBA	151
		Poll History	154
THIS IS KANSAS BASKETBALL	7	Conference Championships	155
		Conference Postseason Championship	156
MEET THE JAYHAWKS	38	Season-by-Season	157
		Television History	159
COACHES/STAFF	63	Postseason History	162
Head Coach Bill Self	66		
Assistant Coaches	71	RECORD BOOK	166
Managers	80	Team Single Game	167
Support Staff	81	100-Point Games	170
Director of Athletics, Travis Goff	82	Team Single Season	171
University Chancellor, Douglas Girod	83	Individual Scoring	173
Compliance	84	Field Goals	175
		3-Point Field Goals	177
2022-23 REVIEW	85	Free Throws	178
2022-23 Highlights	86	Rebounds	179
Non-Returning Players	87	Assists	180
Season Stats	90	Steals	181
Game-by-Game Leaders	91	Blocked Shots	182
Individual/Team Superlatives	92	Double & Triple-Doubles	183
2022-23 Box Scores	93	Freshmen	184
		Miscellaneous	185
2023-24 OPPONENTS	103	Victory Margin/Overtime	186
Opponents/Postseason Dates	104	Opponents	187
Non-conference Series History	105	Win Streaks/Attendance	188
Conference Series History	116	Allen Fieldhouse	189
		Big 12 Championship Records	190
HISTORY	123	NCAA Tournament Records	191
125 Years of Kansas Basketball	124	Kansas vs. AP Ranked Opponents	192
Six National Championships	129	Year-by-Year Statistics	195
Coaching History	134	Year-by-Year Results	197
All-Time Letterwinners	136	Exhibition History	221
All-Time Jersey Numbers	138	Media Information	227
Naismith Hall of Fame	139	Jayhawk IMG Sports Marketing	228
Retired Jerseys	142		



QUICK FACTS

UNIVERSITY INFORMATION

Location	Lawrence, Kan.
School Founded	1866
Enrollment	29,355
Nickname	Jayhawks
Colors	Crimson (Pantone 186) and Blue (Pantone 293)
Chancellor	Douglas A. Girod (UC-Davis, 1981)
Director of Athletics	Travis Goff (Kansas '02 and Tulane '07)

HISTORY

Seasons of Basketball	126th in 2023-24
First Season	1898-99
All-Time Record	2,370-885
Conference Regular-Season Titles (last)	64 (2023)
Conference Postseason Tournament Titles (last)	15 (2022)
NCAA Tournament Appearances (last)	51 (2023)
NCAA Final Four Appearances (last)	15 (2022)
NIT Appearances (last)	2 (1969)

ALLEN FIELDHOUSE INFORMATION

Name	Allen Fieldhouse
Year Opened	1955
Capacity	16,300
Consecutive Sellouts	352 games (Since 2001-02 season)
Record (undefeated seasons)	840-117 (20)
Record Under Bill Self (undefeated seasons)	299-17 (7)

2022-23 REVIEW

2022-23 Overall Record	28-8
Conference Record (finish)	13-5 (1st)
Home Record	15-1
Road Record	7-4
Neutral Site Record	6-3
Big 12 Championship	No. 1 Seed / Final
	vs. Texas - L, 56-76
NCAA Tournament	No. 1 Seed / Second Round
	vs. Arkansas - L, 71-72

SUPPORT STAFF

Joanie Stephens	Administrative Assistant to the Head Coach
Lexi Price	Recruiting Assistant
Bill Cowgill	Associate Director of Sports Medicine
Vince McKamie	Assistant Athletics Director
	Academic and Career Counseling
Dr. Scott Ward	Associate Athletics Director
	Student-Athlete Development
Larry Hare	Assistant Athletics Director
	Equipment
Sean Lester	Deputy Athletics Director
	Sport Administrator

COACHING STAFF

Head Coach	Bill Self
Alma Mater	Oklahoma State, 1985
Record at KU	.565-132 (20 Seasons)
Overall Record	.772-237 (30 Seasons)

Assistant Coaches and Staff

Kurtis Townsend	Assistant Coach	20th season
Norm Roberts	Assistant Coach	.13th season
Jeremy Case	Assistant Coach	Ninth season
Fred Quartlebaum	Director of Basketball Operations	.11th season
Brennan Bechard	Director of Scouting	.13th season
Joe Dooley	Director of Student-Athlete Development	.12th season
Brady Morningstar	Video Coordinator	.Second season
Dr. Ramsey Nijem	Director of Sport Performance	.Fifth season
Doc Sadler	Advisor	.Second season

MEDIA

Primary Contact	Chris Theisen
Office Phone	785.864.3474
Cell Phone	785.331.9356
Email	theisen@ku.edu
Secondary Contact	Max Aebersold
Cell Phone	913.991.2711
Email	max.aebersold@ku.edu

Website	KUathletics.com
Twitter	@KUHoops
Instagram	@KUHoops

RETURNING LETTERMEN

TOTAL (8)

POS.	NAME	YR.	EXP.
F	KJ Adams Jr.	Jr.	2L
G	Kevin McCullar Jr.	RS-Sr	1L
F	Zach Clemence	Jr.	2L
G	Dajuan Harris Jr.	RS-Sr.	3L
G	Michael Jankovich	Sr.	3L
G	Charlie McCarthy	Jr.	2L
F	Dillon Wilhite	RS-Jr.	2L
G	Wilder Evers	So.	1L

2022-23 HONOREES

RETURNING

KJ ADAMS JR.

Big 12 Most Improved Player
All-Big 12 Honorable Mention
Academic All-Big 12 First Team
Big 12 Player of the Week (1.16.23)

KEVIN MCCULLAR JR.

Naismith Defensive Player of the Year Semifinalist
Big 12 All-Defensive Team
All-Big 12 Third Team

ZACH CLEMENCE

Academic All-Big 12 First Team
CSC Academic All-District

DAJUAN HARRIS JR.

Big 12 Defensive Player of the Year
Big 12 All-Defensive Team
All-Big 12 Honorable Mention
Big 12 Championship All-Tournament Team
Academic All-Big 12 First Team
CSC Academic All-District

MICHAEL JANKOVICH

Academic All-Big 12 First Team

NON-RETURNING LETTERMEN

TOTAL (9)

POS.	NAME	YR.	EXP.
G	Bobby Pettiford Jr.	Jr.	2L
G	Joseph Yesufu	Sr.	2L
G	Gradey Dick	Fr.	1L
G	Kyle Cuffe Jr.	Fr.	1L
G	Jalen Wilson	RS-Jr	4L
G	MJ Rice	Fr.	1L
C	Ernest Udeh Jr	Fr.	1L
F	Cam Martin	Sr.	1L
F	Zuby Ejirofor	Fr.	1L

NON-RETURNING

JALEN WILSON

Big 12 Player of the Year
Academic All-Big 12 First Team
Danny Manning "Mr. Jayhawk" Award
Consensus All-America First Team
Julius Erving Award Recipient
Wooden Award Finalist (1 of 5)
Wooden Award All-American
Naismith Trophy Finalist (1 of 4)
USBWA All-American First Team
NABC All-America First Team
Associated Press All-America First Team
USBWA All-District VI Player of the Year
USBWA All-District VI Team
NABC All-District 8 First Team
Big 12 Championship All-Tournament Team
The Sporting News All-America First Team
All-Big 12 First Team
Oscar Robertson Trophy Late Season Watch List
Oscar Robertson Trophy Midseason Watch List
Big 12 Player of the Week (12.5.22)
Battle 4 Atlantis All-Tournament Team
Preseason All-Big 12 Team

GRADEY DICK

USBWA All-District VI Team
NABC All-District 8 Second Team
Jerry West Award Finalist (1 of 5)
Big 12 All-Newcomer Team
Big 12 All-Freshman Team
All-Big 12 Second Team
CBS/USBWA Freshman of the Week (2.21.23)
Dick Vitale Diaper Dandy of the Week (2.21.23)
Big 12 Newcomer of the Week (2.20.23)
Jerry West Award Top 10
Oscar Robertson Trophy Midseason Watch List
Wooden Award Midseason Top 25 Watch List
Co-Big 12 Newcomer of the Week (12.5.22)
Big 12 Newcomer of the Week (11.21.22)

BOBBY PETTIFORD JR.

Academic All-Big 12 First Team

RETURNING NUMBERS

Category	22-23	Return	Lost	%Back
Minutes	7,250	3,401	3,849	46.9
Points	2,715	1,106	1,609	40.7
Field Goals	1,002	426	576	42.5
3-Pointers	251	67	184	26.6
Free Throws	460	187	273	40.6
Rebounds	1,294	510	784	39.4
Assists	590	376	214	63.7
Blocked Shots	139	77	62	55.3
Steals	317	176	141	55.5

Returning Leaders

Points	Kevin McCullar Jr.	364 (10.7)
Field Goals	KJ Adams Jr.	156
Field Goal Pct.	KJ Adams Jr.	62.2
3-Pointers	Dajuan Harris Jr.	30
3-Point Pct.	Dajuan Harris Jr.	40.5
Free Throws	Kevin McCullar Jr.	89
Free Throw Pct.	Kevin McCullar Jr.	76.1
Rebounds	Kevin McCullar Jr.	238 (7.0)
Assists	Dajuan Harris Jr.	224 (6.2)
Blocked Shots	KJ Adams Jr.	29 (.80)
Steals	Dajuan Harris Jr.	78 (2.1)

NEWCOMERS

TOTAL (9)

POS.	NAME	YR.	EXP.
C	Hunter Dickinson	Sr.	TR
G	Justin Cross	Jr.	TR
G	Chris Carter	RS-Fr.	TR
G	Jamari McDowell	Fr.	HS
G	Elmarko Jackson	Fr.	HS
G	Patrick Cassidy	Jr.	HS
F	Parker Braun	GR-Sr	TR
G	Nicolas Timberlake	GR-Sr	TR

2022-23 NCAA & BIG 12 STATS

	STAT	NCAA	BIG 12
W-L%	77.8	T-16	1
SCORING	75.4	85	5
SCORING DEFENSE	68.1	115	5
SCORING MARGIN	7.4	51	2
REBOUNDING	35.9	101	2
REBOUNDING MARGIN	11	167	6
ASSISTS	16.4	15	2
ASSIST-TO RATIO	1.33	42	3
TURNOVER MARGIN	2.0	53	4
STEALS	8.8	17	1
BLOCKED SHOTS	3.9	83	3
FG%	46.8	50	2
FG% DEFENSE	41.5	53	2
3FG MADE	7.0	217	7
3FG%	34.7	150	5
3FG% DEFENSE	31.0	37	3
FT%	72.0	165	7

NUMERICAL ROSTER

NO.	NAME	HT.	WT.	POS.	YR.	EXP.	HOMETOWN / HIGH SCHOOL / PREVIOUS SCHOOL	TWITTER	INSTAGRAM
1	Hunter Dickinson	7-2	260	C	Sr.	TR	Alexandria, Va. / DeMatha Catholic HS / Michigan	@H_Dickinson24	hunter.dickinson1
3	Dajuan Harris Jr.	6-2	170	G	RS-Sr.	3L	Columbia, Mo. / Rock Bridge HS	@DajuanH10	dajuanharr1s
4	Justin Cross	6-8	200	F	Jr.	TR	Oak Park, Ill. / Oak Park River Forest HS / John A. Logan College	@JCross_4	justin.cross4
5	Chris Carter	6-4	190	G	RS-Fr.	TR	Indio, Calif. / Shadow Hills HS / Cal State Northridge		chr.x.2
10	Johnny Furphy	6-8	202	G	Fr.	HS	Melbourne, Australia / Centre of Excellence HS	@FurphyJohnny	
11	Jamari McDowell	6-4	180	G	Fr.	HS	Houston, Texas / Manvel HS	@jamari_mcdowell_	_jamarii
12	Wilder Evers	6-4	185	G	RS-Fr.	HS	Birmingham, Ala. / Oak Mountain HS	@EversWilder	wilderevers
13	Elmarko Jackson	6-3	195	G	Fr.	HS	Marlton, N.J. / South Kent School [Conn.]	@ElmarkoJ	elmarkojackson
14	Patrick Cassidy	6-1	185	G	Jr.	SQ	Columbus, Kan. / Columbus Unified HS	@patrickcassidy	patrickcassidy14
15	Kevin McCullar Jr.	6-7	212	G	GR-Sr.	1L	San Antonio, Texas / Wagner HS / Texas Tech	@Kevin_McCullar	kevinmccullarjr
20	Michael Jankovich	6-4	190	G	GR-Sr.	4L	Dallas, Texas / Northfield Mount Hermon [Mass.]	@michael_jank	mjankovich
22	Dillon Wilhite	6-9	240	F	RS-So.	1L	San Diego, Calif. / Cathedral Catholic HS	@dillonwilhite	dillon.wilhite
23	Parker Braun	6-10	235	F	Gr.	TR	Burlington, Kan. / Blue Valley NW HS / Missouri / Santa Clara		
24	KJ Adams Jr.	6-7	235	F	Jr.	2L	Austin, Texas / Westlake HS	@kj_axt	kjadams
25	Nicolas Timberlake	6-4	200	G	GR-Sr.	TR	Braintree, Mass. / Kimball Union Academy / Towson	@NickJTimberlake	ntimberlake25
41	Zach Clemence	6-11	230	F	Jr.	2L	San Antonio, Texas / Sunrise Christian Academy [Kan.]	@BIGZTEXAS	@zachery_clemence
	Charlie McCarthy	6-2	195	G	RS-So.	1L	Rancho Mirage, Calif. / Shadow Hills HS		chmac.32

ALPHABETICAL ROSTER

NO.	NAME	POS.	HT.	WT.	YR.	EXP.	HOMETOWN / HIGH SCHOOL / PREVIOUS SCHOOL
24	KJ Adams Jr.	6-7	235	F	Jr.	2L	Austin, Texas / Westlake HS
23	Parker Braun	6-10	235	F	GR-Sr.	TR	Burlington, Kan. / Blue Valley NW HS / Missouri / Santa Clara
5	Chris Carter	6-4	190	G	RS-Fr.	TR	Indio, Calif. / Shadow Hills HS / Cal State Northridge
14	Patrick Cassidy	6-1	185	G	Jr.	SQ	Columbus, Kan. / Columbus Unified HS
41	Zach Clemence	6-11	230	F	Jr.	2L	San Antonio, Texas / Sunrise Christian Academy [Kan.]
4	Justin Cross	6-8	200	F	Jr.	TR	Oak Park, Ill. / Oak Park River Forest HS / John A. Logan College
1	Hunter Dickinson	7-2	260	C	Sr.	TR	Alexandria, Va. / DeMatha Catholic HS / Michigan
12	Wilder Evers	6-4	185	G	RS-Fr.	HS	Birmingham, Ala. / Oak Mountain HS
10	Johnny Furphy	6-8	202	G	Fr.	HS	Melbourne, Australia / Centre of Excellence HS
3	Dajuan Harris Jr.	6-2	170	G	RS-Sr.	3L	Columbia, Mo. / Rock Bridge HS
13	Elmarko Jackson	6-3	195	G	Fr.	HS	Marlton, N.J. / South Kent School [Conn.]
20	Michael Jankovich	6-4	190	G	GR-Sr.	4L	Dallas, Texas / Northfield Mount Hermon [Mass.]
	Charlie McCarthy	6-2	195	G	RS-So.	1L	Rancho Mirage, Calif. / Shadow Hills HS
15	Kevin McCullar Jr.	6-7	212	G	GR-Sr.	1L	San Antonio, Texas / Wagner HS / Texas Tech
11	Jamari McDowell	6-4	180	G	Fr.	HS	Houston, Texas / Manvel HS
25	Nicolas Timberlake	6-4	200	G	GR-Sr.	TR	Braintree, Mass. / Kimball Union Academy / Towson
22	Dillon Wilhite	6-9	240	F	RS-So.	1L	San Diego, Calif. / Cathedral Catholic HS

COACHING STAFF

NAME	POSITION // YEAR AT KU	ALMA MATER // YEAR
Bill Self	Head Coach // 21st	Oklahoma State // 1985
Kurtis Townsend	Assistant Coach // 20th	Western Kentucky // 1982
Norm Roberts	Assistant Coach // 13th	Queens College // 1987
Jeremy Case	Assistant Coach // 9th	Kansas // 2007
Fred Quartlebaum	Dir. of Basketball Operations // 11th	Fordham // 1989
Brennan Bechard	Dir. of Scouting // 13th	Kansas // 2009
Joe Dooley	Dir. of S-A Development // 12th	George Washington // 1988
Dr. Ramsey Nijem	Dr. of Sport Performance // 5th	UC Santa Barbara // 2012
Brady Morningstar	Video Coordinator // 3rd	Kansas // 2011
Doc Sadler	Advisor // 2nd	Arkansas // 1982, Northeastern State // 1991

PRONUNCIATIONS

Parker BRAUNBrown
Wilder EVERSEE-vers
Michael JANKOVICHJANK-oh-vitch
Dillon WILHITEWILL Height

RADIO/TV ROSTER




1 HUNTER DICKINSON
Sr. / C / 7-2 / 260
Alexandria, Va.




3 DAJUAN HARRIS JR.
Sr-RS. / G / 6-2 / 170
Columbia, Mo.



4 JUSTIN CROSS
Jr. / F / 6-8 / 200
Oak Park, Ill.



5 CHRIS CARTER
Fr. / G / 6-4 / 190
Indio, Calif.




10 JOHNNY FURPHY
Fr. / G / 6-9 / 202
Melbourne, Australia



11 JAMARI MCDOWELL
Fr. / G / 6-4 / 180
Houston, Texas




12 WILDER EVERS
Fr-RS. / G / 6-4 / 185
Birmingham, Ala.




13 ELMARKO JACKSON
Fr. / G / 6-3 / 195
Marlton, N.J.




14 PATRICK CASSIDY
Jr. / G / 6-1 / 185
Columbus, Kan.



15 KEVIN MCCULLAR JR.
Sr-Gr. / G / 6-7 / 212
San Antonio, Texas




20 MICHAEL JANKOVICH
Sr-S. / G / 6-4 / 190
Dallas, Texas



22 DILLON WILHITE
So-RS. / F / 6-9 / 240
San Diego, Calif.



23 PARKER BRAUN
Sr-Gr. / F / 6-10 / 235
Burlington, Kan.




24 KJ ADAMS JR.
Jr. / F / 6-7 / 235
Austin, Texas



25 NICOLAS TIMBERLAKE
Sr-Gr. / G / 6-4 / 200
Braintree, Mass.



41 ZACH CLEMENCE
Jr. / F / 6-11 / 230
San Antonio, Texas



CHARLIE MCCARTHY
So. / G / 6-2 / 195
Rancho Mirage, Calif.



BILL SELF
Head Coach
21st Year at Kansas



KURTIS TOWNSEND
Assistant Coach
20th Year at Kansas



NORM ROBERTS
Assistant Coach
13th Year at Kansas



JEREMY CASE
Assistant Coach
Ninth Year at Kansas



FRED QUARTLEBAUM
Director of Operations
11th Year at Kansas



JOE DOOLEY
Director of Student-Athlete Development
12th Year at Kansas



BRENNAN BECHARD
Director of Scouting
13th Year at Kansas



DOC SADLER
Senior Advisor
Second Year at Kansas



BRADY MORNINGSTAR
Video Coordinator
Third Year at Kansas

KANSAS MEN'S BASKETBALL



NATIONAL CHAMPIONS

2022





THIS IS KANSAS



ROCK

DON'T WORRY ABOUT THE MULES
JUST LOAD
THE WAGON

KANSAS

1

KANSAS

KANSAS

KANSAS

KANSAS

KANSAS

KANSAS

KANSAS

KANSAS

KANSAS

KANSAS

KANSAS

KANSAS

KANSAS

KANSAS

KANSAS

KANSAS

KANSAS

KANSAS

KANSAS

KANSAS

KANSAS

KANSAS

KANSAS

KANSAS

KANSAS



VAUGHN
11
1994-1997

LAURENTZ
45
1995-1998

PIERCE
34
1998-1999

GOODEN
0
2000-2002

COLLISON
4
2000-2003

BIRNICH
10
2000-2003

SIMIEN
23
2003-2004

CHALMERS
15
2003-2004

RUSH
25
2006-2008

ALDRICH
45
2008-2010

COLLINS
4
2017-2018

13

CHALK

KANSAS
ASMTBA

KANSAS
4

Kansas
THE UNIVERSITY
Jalen Williams
Arm Strong

Kansas
Jalen Williams
Arm Strong
Game

KANSAS
1

THE UNIVERSITY
Jalen Williams
Arm Strong
Game

KANSAS

ALLEN FIELDHOUSE

ALLEN FIELDHOUSE FACTS

- The Fieldhouse was dedicated on March 1, 1955, as the **Jayhawks defeated Kansas State**, 77-66, before a crowd of 17,228.
- The building has earned widespread national praise, including in the fall of 2001, when it was named the **most underrated college basketball arena** in the country by Sports Illustrated.
- With capacity seating of 16,300, Allen Fieldhouse is the third-largest basketball arena in the Big 12 Conference and the largest in the state of Kansas.
- Allen Fieldhouse, historically, has served as host for many NCAA championships. In men's basketball alone, Allen Fieldhouse has hosted **37 NCAA Tournament games**. Today, Allen Fieldhouse hosts more than 30 home basketball games for the men's and women's teams each year.
- Under Bill Self, **Kansas is 299-17** (94.6%) in historic Allen Fieldhouse.



840-117

KANSAS' ALL-TIME RECORD
IN ALLEN FIELDHOUSE

16,300

ALLEN FIELDHOUSE CAPACITY

299-17

KU'S RECORD UNDER BILL
SELF IN ALLEN FIELDHOUSE
(94.6%)

3,500


NUMBER OF STUDENT
SECTION SEATS

20

UNDEFEATED SEASONS
OVERALL


336

CONSECUTIVE SELLOUTS





16,300 EVERY GAME





GAMEDAY AT ALLEN FIELDHOUSE

- Kansas has led its league in home attendance each of the last 36 seasons dating back to 1986-87 and 40 times in the last 43 years.
- Kansas has sold-out 352 consecutive games in Allen Fieldhouse since the 2001-02 season.
- KU is 840-117 all-time in Allen Fieldhouse, a winning percentage of 87.8 percent.
- Under Bill Self, KU is 299-17 in Allen Fieldhouse, a 94.6 winning percentage
- On February 13, 2017, Allen Fieldhouse broke the GUINNESS BOOK OF WORLD RECORDS® mark for loudest crowd roar at an indoor sporting event. The fans inside the arena reached a level of 130.4 decibels before tip-off of the Kansas-West Virginia game.

LIFE AS A JAYHAWK

THIS IS KANSAS BASKETBALL

R O C K C H A L K J A Y H A W K



FIRST CLASS TRAVEL

The Jayhawks always travel first class. When traveling by air, the basketball team flies on the same charter aircraft used by several NBA, NHL and MLB franchises. The **first-class charter flights** are complete with snacks, hot meal service and other amenities.



BASKETBALL FACILITIES




11,600 SQ.
FT.

**PRACTICE
FACILITY**


5,000 SQ.
FT.

**LOUNGE & LOCKER
ROOM**



14,000 SQ.
FT.

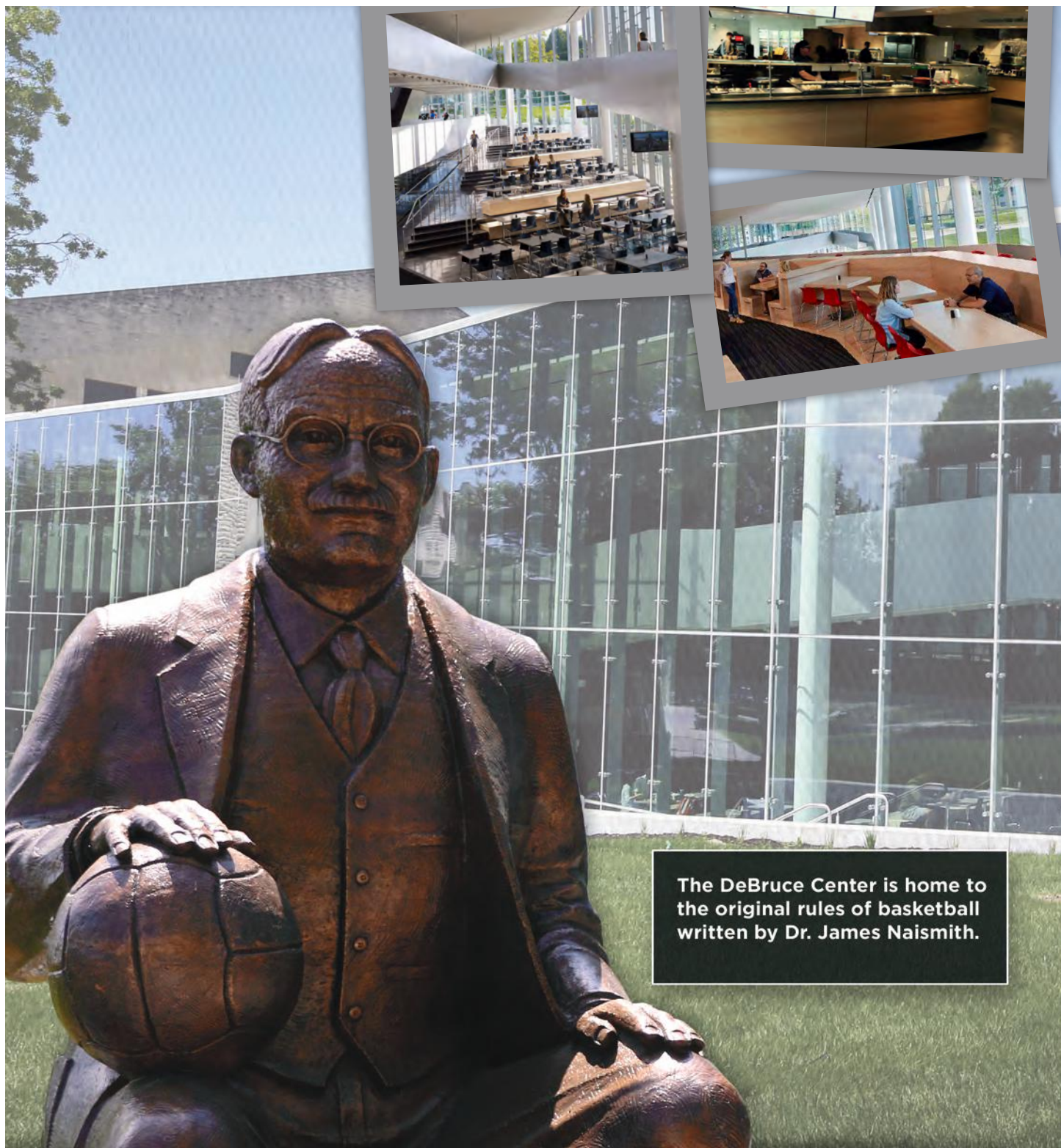
**ACADEMIC SUPPORT
BUILDING**



DeBRUCE CENTER

THIS IS KANSAS BASKETBALL


ROCK CHALK JAYHAWK



The DeBruce Center is home to the original rules of basketball written by Dr. James Naismith.

JAYHAWK

McCARTHY HALL



Entertainment Room - McCarthy Hall



Theatre - McCarthy Hall



Personal Barber Shop - McCarthy Hall



3rd-Level Outdoor Patio - McCarthy Hall

JAYHAWK

MEDIA EXPOSURE

Every Kansas men's basketball game since the 1991-92 season has been televised. Besides the nationally-televised postseason contests, KU averages over 20 games per season on the ESPN family of networks (ESPN, ESPN2, ESPNU). The Jayhawks also make regular in-season appearances on CBS and Fox Sports.



BIG 12 NOW ON ESPN+ TELEVISES MORE THAN 300 HOURS OF ORIGINAL KANSAS ATHLETICS PROGRAMMING ANNUALLY, INCLUDING LIVE GAMES AND EXTENSIVE JAYHAWKS PROGRAMMING, PLUS ENCORE PRESENTATIONS!

1,113
CONSECUTIVE KANSAS BASKETBALL GAMES HAVE BEEN BROADCASTED ON TV

37
CONSECUTIVE YEARS THAT KANSAS HAS PLAYED GAMES ON CBS

THIS IS KANSAS




KANSAS HAS ONE OF THE LARGEST SOCIAL MEDIA FOLLOWINGS IN ALL OF COLLEGE BASKETBALL (1,000,000 ACROSS ALL PLATFORMS)

Kansas Basketball @KUHoops
 Thursday's game vs. No. 13 seed Northeastern will mark #KUbball's 30th-straight NCAA tournament appearance! #RockChalk



NCAA APPEARANCES 30 STRAIGHT
KU'S TWITTER PRESENCE IS ONE OF THE LARGEST IN THE ENTIRE NCAA.



KANSAS ATHLETICS BOASTS TOP-10 FOLLOWER COUNTS NATIONALLY ON TWITTER, INSTAGRAM AND SNAPCHAT.

POSTSEASON DOMINANCE



2,370

All-Time NCAA Division I Victories
(second-most in NCAA Division I men's basketball)

6

National Championships

50

NCAA Tournament Appearances

32

Sweet 16 Appearances

15

Final Fours

63

Conference Championships
(most in NCAA Division I history)

POSTSEASON DOMINANCE



- KANSAS ADVANCED TO ITS 15TH FINAL FOUR IN 2022, COMPETING IN NEW ORLEANS'S SUPERDOME.
- KU'S NATIONAL TITLE GAME AGAINST NORTH CAROLINA DREW 18.1 MILLION TV & STREAMING VIEWERS, THE MOST WATCHED COLLEGE BASKETBALL CHAMPIONSHIP GAME IN CABLE HISTORY.



NBA JAYHAWKS



NAME	TEAM	(SEASONS AT KANSAS)
Jalen Wilson	Brooklyn Nets	2019-22
Gradey Dick	Toronto Raptors	2022
Ochai Agbaji	Utah Jazz	2019-22
Christian Braun	Denver Nuggets	2020-22
Udoka Azubuike	Phoenix Suns	2017-20
Devonte' Graham	San Antonio Spurs	2015-18
Sviatoslav Mykhailiuk	Boston Celtics	2015-18
Kelly Oubre Jr.	Philadelphia 76ers	2015
Joel Embiid ('23 MVP)	Philadelphia 76ers	2014
Andrew Wiggins	Golden State Warriors	2014
Marcus Morris	L.A. Clippers	2009-11
Markieff Morris	Dallas Mavericks	2009-11

BILL SELF

HEAD COACH

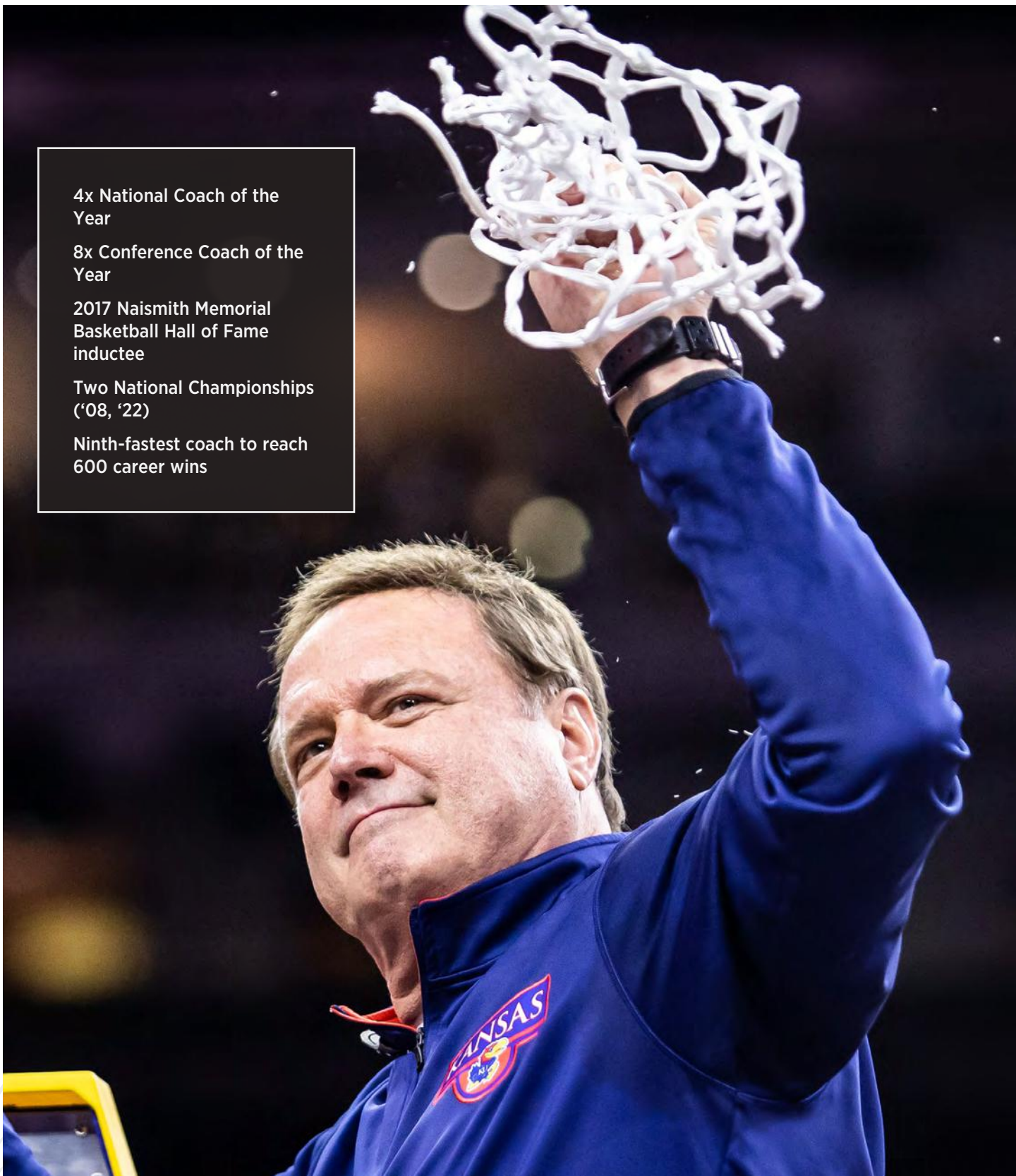
4x National Coach of the Year

8x Conference Coach of the Year

2017 Naismith Memorial Basketball Hall of Fame inductee

Two National Championships ('08, '22)

Ninth-fastest coach to reach 600 career wins



KURTIS TOWNSEND

ASSISTANT COACH

THIS IS KANSAS BASKETBALL

ROCK CHALK JAYHAWK



Has coached more than 30
NBA Draft picks

Has been a part of two
national titles, three Final
Fours, seven Elite Eights,
nine Sweet 16s, 15 Big 12
regular season titles and
eight conference tournament
titles while at Kansas

Named No. 1 recruiting
assistant in the nation by
ESPN.com and *Hoop Scoop*

NORM ROBERTS

ASSISTANT COACH



Has 28 years of coaching experience at the college level, including six seasons as Head Coach at St. John's

Has been a part of five Sweet 16s, four Elite Eights, one Final Four and one national title (2022) while at Kansas

Has coached more than 30 Jayhawks who have gone on to play professionally

JEREMY CASE

ASSISTANT COACH



Has been part of the Kansas staff since August 2016

While on the Kansas staff, KU has won one national title and five Big 12 Tournaments. Additionally, KU has advanced to three Sweet 16s, two Elite Eights and one Final Four

Was an assistant coach at the DI level for seven seasons prior to returning to Kansas

A member of Kansas' 2008 NCAA National Championship team

BASKETBALL STAFF



FRED QUARTLEBAUM

DIRECTOR OF BASKETBALL OPERATIONS

- In his 11th season at Kansas with more than 30 years of collegiate basketball experience, including assistant coaching stints at St. John's, Notre Dame and North Carolina.
- Started his own company, 212 Hoops, which combines his experience developing collegiate athletes to youth basketball, and was also named to the NCAA Men's Basketball ethics coalition.
- Instrumental in the development of KU's student-athletes on and off the court.



BRENNAN BECHARD

DIRECTOR OF SCOUTING

- In his 13th season on the Kansas basketball staff, previously worked as a graduate assistant and the assistant director of operations before being promoted to director of scouting in 2019.
- Has been a part of the 2008 and 2022 National Championship and the 2012 Final Four.
- Kansas graduate who played for the Jayhawks from 2007-09.



JOE DOOLEY

DIRECTOR OF STUDENT-ATHLETE DEVELOPMENT

- Was an assistant coach for Self at Kansas from 2003-13, where he helped guide KU to nine-consecutive Big 12 regular-season titles and six Big 12 Tournament championships.
- In his 11 seasons on the KU sidelines, the Jayhawks advanced to 10 NCAA Tournaments, including seven Sweet 16s, five Elite Eights, two Final Fours and one NCAA title in 2008.



BRADY MORNINGSTAR

VIDEO COORDINATOR

- Enters his third year after joining the Kansas staff in August 2021.
- Was a college assistant coach for four seasons prior to returning to Kansas.
- A member of Kansas' 2008 NCAA National Championship team.
- All-Big 12, Big 12 All-Defensive team and Academic All-Big 12 honoree as a player at Kansas.



DOC SADLER

ADVISOR

- Served as the director of basketball operations for Self in 2012-13.
- Has over 40 years of college coaching experience.
- Earned his bachelor's degree in physical education from Arkansas ('82).



DR. RAMSEY NIJEM

DIRECTOR OF SPORT PERFORMANCES

- In his fifth season with the Jayhawks after spending five years as the head strength and conditioning coach for the Sacramento Kings.
- Earned his doctorate of science in human and sport performance from Rocky Mountain University Health Professions in 2018.

THIS IS KANSAS



Players have 24-hour access to the facility and a rack of basketballs.

THIS IS KANSAS



60+

YEARS OF COMBINED
EXPERIENCE ON STAFF

42K

SQUARE FEET IN THE ANDERSON
STRENGTH & CONDITIONING
CENTER



STRENGTH & CONDITIONING

THIS IS KANSAS BASKETBALL

ROCK CHALK JAYHAWK



STUDENT SUPPORT



LOCATION AND CAMPUS

Lawrence (population 95,905) is known for arts, alternative music, downtown shops, galleries and restaurants. The central campus sits on 1,000 acres in the heart of this historic city, on a limestone ridge known as Mount Oread since the city's founding in 1854.

ACADEMIC SERVICES

Student-Athlete Support Services is under the direction of Associate Athletics Director Ryan King.

For the current year, Kansas Athletics has allocated more than \$1.6 million toward student-athlete academic support, including \$400,000 for tutoring services.

More than 250 student-athletes are scheduled for more than 900 hours of tutoring each week.

Dr. Scott Ward, Ph.D., ensures the highest level of academic support for Kansas men's basketball student-athletes.

DEGREE & CAREER COUNSELING

Earning a degree from the University of Kansas is an achievement that will remain with you the rest of your life. Walking through the Campanile and down the Hill as a part of the graduation ceremonies is a memory that will last a lifetime. The Degree and Career Counseling staff Student Support Services staff members:

- Meet regularly with new students to discuss upcoming academic requirements, transition issues, time management strategies and more.
- Facilitate students' career exploration.
- Assist students with selection of major.
- Assist students with selection of courses which ensure their progress towards a degree.
- Develop long-term academic plans.
- Assist students with personal concerns.

LIBRARIES

Library collections on the Lawrence campus contain more than four million volumes and huge holdings of microforms, manuscripts, maps and photographs. Scholars from all over the world use the Kenneth Spencer Research Library's valuable collections of rare and historic material. At the Medical Center, the Dykes Library for Health Sciences and Clendening History of Medicine Library are major resources for health professionals.

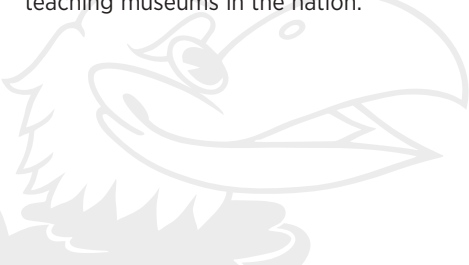
DEGREES

The largest of the Kansas Regents institutions, KU annually grants one-third of the bachelor's and master's degrees and two-thirds of the doctorates for Regents schools.

CULTURE

The Lawrence campus offers a rich cultural life. Lecturers, scholars, artists, concert musicians, actors and dancers perform at the university's beautiful Lied Center of Kansas, a 2,020-seat performing arts hall. Nearby is the 250-seat Bales Organ Recital Hall. With a 72-foot high ceiling and two-foot thick walls, the hall provides cathedral-like acoustics for its three-manual Hellmuth Wolff pipe organ. The Spencer Museum of Art, with more than 36,000 works of art, has long been considered one of the top teaching museums in the nation.

**All time, Kansas has
20 men's basketball
Academic All-
Americans**



THIS IS KANSAS



Graduation, the crowning achievement

ROCK CHALK

WORLD CLASS INSTITUTION



- James Naismith, the inventor of basketball, was Kansas' first basketball coach.
- The first African-American woman to entertain at the White House was a student at Kansas.
- The man who discovered vitamins A and D graduated from KU.
- Helium was extracted from gas for the first time at Kansas.
- Other KU dignitaries include future astronauts, artists, business leaders, presidential candidates, governors, and Pulitzer and Nobel Prize winners.
- National Championships have been won at KU.
- Kansas has launched the careers of many pharmacists, teachers, doctors, nurses, musicians, artisans, journalists, architects, engineers and lawyers.

- **The University of Kansas is a major public research and teaching institution with lofty goals and a global outlook.** The historic buildings and tree-covered campus, along with top-ranked academic programs and growing research endeavors, provide an environment that inspires and challenges students and faculty. Students find a home that is wireless yet historic, on the edge of both prairie and a metropolis with a myriad of opportunities and activities.
- **KU has more than 40 nationally ranked academic programs, 28 of which are ranked among the nation's top 30 public schools.** Two are number one in the nation: special education and city management/urban policy. Among the top 10 rankings are the school of education and programs in community health, occupational therapy, nursing and petroleum engineering.
- **KU offers nearly 200 fields of study in 13 different schools,** from architecture, music and engineering to medicine, social welfare and law.
- **KU has an enrollment of 29,355 students, including nearly 20,000 undergraduates on the Lawrence campus.** KU attracts more than 1,500 international students from more than 110 countries. The average ACT score of 24.8 exceeds the national average.
- **KU ranks seventh in nation among "most popular" public universities,** per US News' Student Choice Awards.
- **Counselors from US News' "best high schools" rank KU 12th in nation,** based on a survey of academic reputation.
- **KU has produced 25 Rhodes Scholars,** more than all of Kansas universities combined.
- The Chronicle of Higher Education ranks KU in the top for **"Great Colleges to Work For."**

LIFE AS A JAYHAWK

THIS IS KANSAS BASKETBALL

ROCK CHALK JAYHAWK



Forrest and Sally Hoglund Basketball Practice Facility



Lobby - McCarthy Hall



Room - McCarthy Hall

ROCK CHALK

ONCE A JAYHAWK ALWAYS A JAYHAWK



EVEN WHEN YOUR TIME IN LAWRENCE COMES TO AN END, YOUR TIME AS A JAYHAWK WILL CONTINUE FOR THE REST OF YOUR LIFE.

MEMBERS OF THE KANSAS BASKETBALL BROTHERHOOD STAY CONNECTED FOREVER AND REGULARLY RETURN TO KU FOR EVENTS AND GAMES.



“ ”

When I come back here ... I realize how many people have shown me so much love and warmth. I've learned over the years that you must learn to take the bitter with the sweet, and how sweet this is right here.

- KU alumn Wilt Chamberlain during his return to Allen Fieldhouse in 1998



LAWRENCE



1. DOWNTOWN

Less than a mile from campus, downtown Lawrence provides a uniquely historic yet modern setting with world-class restaurants, dynamic arts and energetic nightlife.

2. OUTDOORS

The outdoor aquatic center downtown, Clinton Lake Park to the west and South Park on the east side provide a wide variety of opportunities for outdoor activities.

3. SHOPPING


Iowa Street and 31st Street: Big box stores like Best Buy, Target, Walmart and others can all be found at this intersection in southwest Lawrence. Downtown: Trendy fashion, vintage bookstores and completely unique record stores.

4. DINING

Steaks, seafood, Mexican, Greek, Italian, Spanish, Chinese, sushi, gourmet burgers, fish & chips, Thai, barbecue, vegetarian — you name it — Lawrence has it!

5. THE OREAD

The Oread is the most unique and complete center for lodging, hospitality, business and social leisure activities in the region located beside the campus of the University of Kansas. Inside is the Bird Dog, Slice of History and The Cave.



KANSAS CITY


Located 25 miles to the east of Lawrence is the Kansas City metro area. Home to the second-busiest live entertainment venue in the country (T-Mobile Center), and some of the fastest internet speeds in the world (Google Fiber), the city known as the “Paris of the Plains” is a modern metropolis in the midst of a downtown revitalization.




1



2



3



5



4

1. DOWNTOWN

In March 2012, downtown Kansas City was selected as one of America's best downtowns by Forbes Magazine.

2. SPORTS

The metro area is home to the 2022 Super Bowl Champion Kansas City Chiefs, 2015 World Series-champion Kansas City Royals, Sporting KC, KC Current, FC Kansas City and the Kansas City Explorers.

3. T-MOBILE CENTER

It is home of the Big 12 Conference men's basketball tournament and several NCAA tournaments through the years. Additionally, the biggest concerts in the country make frequent stops at T-Mobile Center.

4. SHOPPING

The Country Club Plaza is Kansas City's outdoor, upscale shopping district. Over 180 shops and dozens of fine restaurants reside amidst the Spanish-inspired architecture.

5. LEGENDS OUTLET

Kansas City's only outlet destination with more than 100 stores and restaurants is located east of Lawrence on the west side of KC metro area.



MEET THE JAYHAWKS



DAJUAN HARRIS JR.

RS-SENIOR

GUARD

6-2

170

COLUMBIA, MO.

ROCK BRIDGE HS

OVERVIEW

The 2023 Big 12 Defensive Player of the Year ... Has started each of the last two seasons, including on the 2022 NCAA National Championship team ... Has played in 106 games with 77 starts at KU ... Ranks 14th on the KU career assists list with 455 and tied for 15th on career steals with 165 ... Has led the Big 12 in assist-to-turnover ratio each of the last two seasons ... 2022 and 2023 All-Big 12 Honorable Mention and Big 12 All-Defensive Team member ... A two-time Academic All-Big 12 First Team selection ... Was a CSC Academic All-District honoree in 2023, which qualifies him for Academic All-America ... Graduated from KU in May 2023 with a liberal arts & science degree ... Known for his instinct on defense and his ability to create on offense.

2022-23 (REDSHIRT JUNIOR)

Won the Big 12 Defensive Player of the Year as voted on by the conference coaches ... Led the Big 12, seventh nationally, in assist-to-turnover ratio at 3.28 ... Led the Big 12 in assists per game and finished sixth nationally with 6.2 ... Finished the season with 320 points, 224 assists, and 78 steals ... Averaged 11.5 points per game and 6.0 assists per game in the NCAA Tournament ... Stepped up his production offensively by scoring ten or more in 14 games ... Had a season-high 11 assists versus Kansas State (1/17) ... Went a perfect 5-5 from three at Texas Tech (1/3) and tied his career high of 18 points ... Had a career high six steals when Kansas played West Virginia (2/25) ... Had three games with double-digit assists.

2021-22 (REDSHIRT SOPHOMORE)

A starter on the NCAA National Championship team ... Led the Big 12, 14th nationally, in assist-to-turnover ratio at 2.81 ... Was fifth in the conference in assists at 4.2 and eighth in steals (1.5) ... 2022 Big 12 All-Defensive Team, All Big-12 Honorable Mention and Academic All Big-12 First Team ... Had 32 games with three or more assists and led the team in assists 24 times ... Also led the team in steals 21 times ... Had 59 assists and 18 TOs in his last 14 games (3.28 assist-to-turnover ratio) ... Averaged 6.5 ppg in the NCAA Tournament ... Scored 12 points vs. Texas Southern (3/17) ... Blocked a career-high four shots vs. Texas (3/5) ... Tied his career then highs with 14 points and four steals and set a new career high with eight assists at Iowa State (2/1) ... Recorded three steals and three assists in the national championship vs. North Carolina (4/4).

2020-21 (REDSHIRT FRESHMAN)

Was second on the team in assists with 65 ... Had 12 games with three or more dimes ... Led KU in assists eight times in 2020-21 ... His 29 steals were tops among non-starters ... Had two or more steals in seven games and led KU in takeaways eight times ... Averaged 6.7 ppg and 4.3 apg in the last three games of the season ... Scored a career-high 13 points with four assists and two steals vs. Eastern Washington (3/20) in the NCAA Tournament ... Had six points with two assists and two steals vs. UTEP (3/4) ... Recorded five points and two rebounds vs. Baylor (2/27) ... Recorded five assists vs. Kansas State (2/2) ... Had seven points vs. TCU (1/28) ... Posted five points and four assists at Oklahoma (1/23) ... Had seven points and seven rebounds in his first-career start at TCU (1/5).

2019-20 (REDSHIRT)

A redshirt who practiced with the team the second semester.

HIGH SCHOOL

Guided Rock Bridge High School to the 2018-19 Class 5 state championship and a 25-3 record for coach Jim Scanlon ... Averaged 11.4 points and 5.0 rebounds for the Bruins in 2018-19 ... Scored 17 points in the 63-59 state title victory for Rock Bridge ... While at Rock Bridge, the Bruins amassed a 97-15 record ... Harris tallied more than 1,100 career points and ended his career as the school's career leader in assists (560) and steals (284) ... As a junior, Rock Bridge finished runner-up at state ... Played AAU for MOKAN Elite which won the EYBL Peach Jam title in July 2019, its second Peach Jam title in three years ... Was a teammate of KU freshman Christian Braun while on MOKAN Elite.

PERSONAL

Full name is Dajuan Anthony Harris Jr. ... Parents are Demetria and Dajuan Harris ... Is the oldest and has three sisters and two brothers ... Enjoys playing video games and hanging out with friends ... Plans on being a coach after his basketball career ... General studies major.

CAREER HONORS

Academic All-Big 12 First Team [2023]
Big 12 Championship All-Tournament Team [2023]
Big 12 Defensive Player of the Year [2023]
Big 12 All-Defensive Team [2023]
All-Big 12 Honorable Mention [2023]
CSC Academic All-District [2023]
Big 12 All-Defensive Team [2022]
All-Big 12 Honorable Mention [2022]
Academic All-Big 12 First Team [2022]
Academic All-Big 12 First Team [2021]

CAREER HIGHS

Points	18	vs. Kansas State (1.31.23) at Texas Tech (1.3.23)
Field Goals	8	vs. Texas (2.6.23)
Field Goal Att.	16	vs. Texas (2.6.23)
3PT Field Goals	5	at Texas Tech (1.3.23)
3PT Field Goal Att.	6	at Kansas State (1.31.23)
Free Throws	6	vs. Iowa State (1.11.22)
Free Throw Att.	8	vs. Iowa State (3.10.23)
Rebounds	6	vs. Texas (2.6.23)
Assists	11	at Kansas State (1.17.23)
Blocks	4	vs. Texas (3.5.22)
Steals	6	vs. West Virginia (2.25.23)
Minutes	42	at Kansas State (1.17.23)

CAREER YEAR-BY-YEAR STATISTICS

SEASON	GP	GS	MIN	AVG	FG	FGA	PCT	3FG	3FGA	PCT	FT	FTA	PCT	OFF	DEF	TOT	AVG	PF	FO	AST	TO	BLK	STL	PTS	AVG
2020-21	30	2	480	16.0	27	56	.482	9	14	.643	8	10	.800	8	26	34	1.1	45	0	65	24	2	29	71	2.4
2021-22	40	39	1158	29.7	87	201	.433	20	61	.328	19	24	.792	15	39	54	1.4	78	9	163	55	11	55	213	5.5
2022-23	36	36	1231	34.2	131	278	.470	30	74	.410	28	47	.600	25	65	90	2.5	58	2	224	73	15	78	320	8.9
TOTAL	106	77	2870	27.3	246	540	.460	59	150	.390	55	81	.680	48	130	178	1.7	181	11	455	156	29	165	606	5.7

HARRIS'S GAME-BY-GAME STATISTICS

2020-21 (FRESHMAN)

OPPONENT	DATE	MP	FG-A	PCT	3PT-A	PCT	FT-A	PCT	O-D-T	PF	A	TO	BLK	ST	TP
vs. Gonzaga	11/26/20	3	0-0	---	0-0	---	0-0	---	0-0-0	0	0	0	0	0	0
vs. Saint Joseph's	11/27/20	16	1-1	1.000	1-1	1.000	0-0	---	1-2-3	2	5	1	0	2	3
vs. Kentucky	12/1/20	25	0-1	.000	0-0	---	2-2	1.000	0-1-1	2	5	0	1	4	2
WASHBURN	12/3/20	17	1-2	.500	0-0	---	0-0	---	1-1-2	0	4	1	0	1	2
NORTH DAKOTA STATE	12/5/20	10	0-2	.000	0-0	---	0-0	---	1-0-1	1	0	1	0	1	0
CREIGHTON	12/8/20	8	1-2	.500	0-1	.000	0-0	---	0-0-0	1	0	1	0	0	2
OMAHA	12/11/20	20	1-1	1.000	0-0	---	0-0	---	0-0-0	2	2	2	0	1	2
TARLETON STATE 12/13/20 CANCELED															
at Texas Tech*	12/17/20	24	1-2	.500	1-1	1.000	0-0	---	0-3-3	2	3	2	0	0	3
WEST VIRGINIA*	12/22/20	9	0-0	---	0-0	---	0-0	---	0-0-0	2	1	0	0	0	0
TEXAS*	1/2/21	13	0-3	.000	0-1	.000	0-0	---	0-0-0	2	1	1	0	0	0
at TCU	1/5/21	27	3-5	.600	0-0	---	1-1	1.000	1-1-2	2	7	1	0	0	7
OKLAHOMA*	1/9/21	10	0-0	---	0-0	---	0-0	---	0-1-1	2	1	2	0	1	0
at Oklahoma State*	1/12/21	6	0-0	---	0-0	---	0-0	---	0-0-0	0	0	0	0	0	0
at Baylor*	1/18/21	20	1-3	.333	0-0	---	0-0	---	0-1-1	1	1	1	0	1	2
at Oklahoma*	1/23/21	21	2-3	.667	1-1	1.000	0-0	---	0-2-2	3	4	0	0	1	5
TCU*	1/28/21	3-4	.750	0-0	---	1-2	.500	---	0-1-1	2	3	0	0	3	7
*at Tennessee	1/30/21	21	0-0	---	0-0	---	0-1	.000	0-0-0	3	1	0	0	1	0
KANSAS STATE*	2/2/21	21	0-2	.000	0-0	---	0-0	---	0-2-2	2	5	0	0	0	0
at West Virginia*	2/6/21	9	0-1	.000	0-0	---	0-0	---	0-0-0	1	0	2	0	0	0
OKLAHOMA STATE*	2/8/21	3	0-0	---	0-0	---	0-0	---	0-0-0	0	0	1	0	0	0
IOWA STATE*	2/11/21	9	1-2	.500	1-1	1.000	0-0	---	0-1-1	1	1	0	0	1	3
at Iowa State*	2/13/21	2	0-0	---	0-0	---	0-0	---	0-0-0	0	0	0	0	0	0
at Kansas State*	2/17/21	10	1-3	.333	0-0	---	0-0	---	1-1-2	1	2	2	0	3	2
TEXAS TECH*	2/20/21	14	0-1	.000	0-0	---	0-0	---	1-2-3	1	4	0	0	0	0
at Texas*	2/22/21	15	0-3	.000	0-1	.000	0-0	---	0-1-1	2	0	1	0	1	0
BAYLOR*	2/27/21	9	2-3	.667	1-2	.500	0-0	---	0-2-2	0	0	1	0	0	5
UTEP	3/4/21	24	1-1	1.000	0-0	---	4-4	1.000	1-1-2	2	2	1	0	2	6
%vs. Oklahoma	3/11/21	29	2-2	1.000	0-0	---	0-0	---	1-1-2	2	5	3	0	4	4
-vs. Eastern Washington	3/20/21	35	5-8	.625	3-4	.750	0-0	---	0-1-1	3	4	0	1	2	13
-vs. USC	3/22/21	29	1-1	1.000	1-1	1.000	0-0	---	0-1-1	3	4	0	0	0	3

* indicates starter, * = Big 12 Game, \$ = played in Kansas City, # = Overtime, % = Big 12 Championship, - = NCAA Tournament

2021-22 (SOPHOMORE)

OPPONENT	DATE	MP	FG-A	PCT	3PT-A	PCT	FT-A	PCT	O-D-T	PF	A	TO	BLK	ST	TP
vs. Michigan State	11/9/21	35	3-7	.429	0-0	---	0-1	.000	1-2-3	2	4	0	0	3	6
*TARLETON STATE	11/12/21	25	1-4	.250	0-2	.000	0-0	---	1-1-2	2	6	3	0	0	2
*STONY BROOK	11/18/21	27	2-5	.400	0-2	.000	0-0	---	0-1-1	0	6	1	0	2	4
*vs. North Texas	11/25/21	18	0-1	.000	0-0	---	0-0	---	0-0-0	4	2	2	0	1	0
*vs. Dayton	11/26/21	28	1-1	1.000	0-0	---	0-0	---	0-0-0	2	2	1	0	0	2
*vs. Iona	11/28/21	29	2-4	.500	0-1	.000	0-0	---	0-0-0	3	3	1	1	1	4
*at St. John's (NY)	12/3/21	20	1-2	.500	0-1	.000	0-0	---	0-0-0	4	4	0	0	0	2
\$*UTEP	12/7/21	30	0-1	.000	0-1	.000	0-0	---	0-1-1	1	6	3	0	4	0
*MISSOURI	12/11/21	25	5-6	.833	3-4	.750	0-0	---	0-2-2	0	2	1	0	1	13
*SFA	12/18/21	24	0-1	.000	0-0	---	4-4	1.000	0-2-0	1	4	1	1	0	4
*NEVADA	12/29/21	32	5-5	1.000	2-2	1.000	2-3	.667	0-2-2	0	5	2	0	2	14
*GEORGE MASON	1/1/22	30	2-6	.333	0-3	.000	0-0	---	0-1-1	4	3	2	0	3	4
at Oklahoma State	1/4/22	31	2-7	.286	1-3	.333	0-0	---	2-0-2	1	4	2	1	3	5
at Texas Tech	1/8/22	29	1-3	.333	0-1	.000	0-0	---	0-1-1	2	3	0	0	0	2
IOWA STATE	1/11/22	37	3-6	.500	0-1	.000	6-6	1.000	0-0-0	3	3	4	0	1	12
WEST VIRGINIA	1/15/22	25	3-5	.600	0-0	---	0-1	.000	0-2-3	3	5	0	0	1	6
at Oklahoma	1/18/22	35	3-10	.300	1-2	.500	0-0	---	1-0-1	1	4	3	0	2	7
at Kansas State	1/22/22	33	2-5	.400	1-1	1.000	2-2	1.000	2-3-5	2	2	0	0	1	7
TEXAS TECH	1/24/22	31	2-10	.200	0-1	.000	0-0	---	0-3-3	4	2	1	0	1	4
KENTUCKY	1/29/22	28	306	.500	0-1	.000	0-0	---	0-1-1	2	4	2	0	1	6
at Iowa State	2/1/22	38	6-8	.750	0-1	.000	2-3	.667	0-2-0	0	8	3	0	4	14
BAYLOR	2/5/22	29	1-5	.200	0-0	---	0-0	---	1-1-2	1	7	2	0	3	2
at Texas	2/7/22	39	3-7	.429	2-5	.400	0-0	---	0-3-3	4	6	2	1	0	8
OKLAHOMA	2/12/22	39	3-4	.750	0-0	---	0-0	---	0-0-0	1	3	2	0	1	6
OKLAHOMA STATE	2/14/22	34	5-9	.556	2-5	.400	0-0	---	0-1-1	2	5	1	0	2	12
at West Virginia	2/19/22	33	1-4	.250	0-0	---	0-0	---	0-0-0	4	4	2	1	2	2
KANSAS STATE	2/22/22	27	306	.500	0-2	.000	0-0	---	0-1-1	2	7	2	0	1	6
at Baylor	2/26/22	31	0-6	.000	0-2	.000	0-0	---	3-1-4	1	7	1	1	1	0
at TCU	3/1/22	26	0-3	.000	0-2	.000	0-0	---	0-0-0	1	7	0	0	0	0
TCU	3/3/22	34	5-9	.556	1-1	1.000	0-0	---	1-0-1	1	3	1	1	2	11
TEXAS*	3/5/22	38	1-8	.125	1-2	.500	0-0	---	1-1-2	3	4	0	4	1	3
%vs. West Virginia	3/10/22	25	3-6	.500	0-1	.000	0-0	---	1-2-3	2	7	0	0	2	6
%vs. TCU	3/11/22	25	1-3	.333	0-1	.000	0-0	---	0-0-0	4	5	3	0	2	2
%vs. Texas Tech	3/12/22	19	0-3	.000	0-3	.000	0-0	---	0-0-0	2	1	1	0	0	0
-vs. Texas Southern	3/17/22	29	5-6	.833	2-2	1.000	0-0	---	0-2-2	1	3	1	0	2	12
-vs. Creighton	3/19/22	17	1-4	.250	1-2	.500	2-2	1.000	1-0-1	2	2	0	0	0	5
-vs. Providence	3/25/22	21	3-5	.600	0-1	.000	0-0	---	0-0-0	0	2	1	0	0	6
-vs. Miami (FL)	3/27/22	26	2-3	.667	0-0	---	1-2	.500	0-3-3	4	4	3	-	1	5
-vs. Villanova	4/2/22	30	3-7	.429	3-5	.600	0-0	---	0-0-0	1	4	1	0	2	9
-vs. North Carolina	4/4/22	27	1-5	.200	0-1	.000	0-0	---	0-0-0	0	3	4	1	3	2

* indicates starter, * = Big 12 Game, \$ = played in Kansas City, # = Overtime, % = Big 12 Championship, - = NCAA Tournament



2022-23 (JUNIOR)

OPPONENT	DATE	MP	FG-A	PCT	3PT-A	PCT	FT-A	PCT	O-D-T	PF	A	TO	BLK	ST	TP
*OMAHA	11/7/22	32	5-13	.385	1-3	.333	0-0	---	1-2-3	2	8	1	1	1	11
*NORTH DAKOTA STATE	11/10/22	21	2-4	.500	0-1	.000	1-1	1.000	0-2-2	1	5	0	2	2	5
*DUKE	11/15/22	34	3-7	.429	0-2	.000	0-0	---	2-2-4	4	10	1	1	0	6
*SOUTHERN UTAH	11/18/22	35	6-11	.545	0-1	.000	2-4	.500	1-4-5	0	2	2	1	4	14
*vs. NC State	11/23/22	35	4-7	.571	1-1	1.000	5-6	.833	0-2-2	1	6	3	0	3	14
#*vs. Wisconsin	11/24/22	38	2-7	.286	1-1	1.000	0-1	.000	2-1-3	3	7	4	1	3	5
*vs. Tennessee	11/25/22	17	1-2	.500	0-0	---	0-0	---	0-1-1	5	2	4	0	2	2
*TEXAS SOUTHERN	11/28/22	29	1-2	.500	1-2	.500	2-2	1.000	0-2-2	1	9	1	0	3	5
*SETON HALL	12/1/22	31	5-6	.833	0-0	---	0-0	---	0-1-1	3	7	1	0	3	10
*at Missouri	12/10/22	32	2-2	1.000	0-0	---	2-2	1.000	0-2-2	2	9	2	0		



KEVIN MCCULLAR JR.

GR-SENIOR

GUARD

6-7

212

SAN ANTONIO, TEXAS

WAGNER HS/TEXAS TECH

OVERVIEW

Entered the NBA Draft process following the 2022-23 season but returned to Kansas for a fifth year ... A transfer from Texas Tech who was a redshirt senior at Kansas in 2022-23 ... A three-time All-Big 12 selection ... Was a Naismith Defensive Player of the Year semifinalist in 2021-22 and 2022-23 ... Has 1,040 points, 589 rebounds, 231 assists and 178 steals for his career ... A three-time Academic All-Big 12 selection ... Graduated in May 2023 with a liberal arts and sciences degree.

2022-23 (REDSHIRT SENIOR)

Named to the Big 12 All-Defensive Team and All-Big 12 Third Team as selected by the league coaches ... Naismith Defensive Player of the Year Semifinalist (1 of 10) ... Finished fourth in the Big 12, 33rd nationally, in steals per game with 2.0 ... Finished third in scoring at 10.7 points per game ... Was second on the team, fourth in the Big 12, in rebounds per game at 7.0 rpg ... Scored double digits in 21 games ... Recorded seven double-doubles, which ranked third in the Big 12 ... Blocked 25 shots, the second most on the team ... Recorded a season-high five steals in back-to-back games ... Achieved a season-high 21 points at Missouri (12/10) ... Recorded his 1,000th career point on senior night versus his previous school, Texas Tech (2/28).

2021-22 (REDSHIRT JUNIOR AT TEXAS TECH)

Averaged 10.1 points, 4.6 rebounds and led Tech with 3.1 assists and 1.4 steals per game ... Scored 17 points against Duke in the Sweet 16 after going for 14 points in the win versus Notre Dame in the Second Round of the NCAA Tournament and 10 in the first round against Montana State ... Recorded double figures scoring in 16 of 29 games played during the season, including a career-high 24 points in a win against Grambling (11/12) and dropping 21 points on Arkansas State (12/14) ... Posted one double-double, going for 14 points and 10 rebounds against Gonzaga (12/18) ... Finished the year shooting 100-for-249 (40.2 percent) from the field and making 28 3-pointers ... Had 89 assists, which was second on the team, and had 18 games with three or more assists, including a career-high seven assists against Alabama State in non-conference play and later a five-assist game against Kansas in the Big 12 Championship final ... Posted a steal in 19 of 24 games with a season-high three coming in games against Prairie View A&M, Alabama State, Baylor, Iowa State and TCU.

2020-21 (REDSHIRT SOPHOMORE AT TEXAS TECH)

Earned All-Big 12 Honorable Mention honors after he averaged 10.4 points, 6.3 rebounds and 2.1 assists per game ... Scored a season-high 16 points in the road win at Texas by going 6-for-7 from the field with two 3-pointers ... Had two double-doubles with 15 points/11 rebounds at Iowa State and then 10 points/10 rebounds at home against Baylor ... Led the Red Raiders with 34 steals for the season, averaging 1.7 steals per game ... Set a season-high with six steals in the Big 12 Championship quarterfinals against Texas, a game in which he also had 11 rebounds ... Finished with 15 points, eight rebounds and two steals in the NCAA Tournament second round loss against Arkansas ... Helped lead Tech to the second round by having 10 points, seven rebounds and three assists in the NCAA Tournament first round win over Utah State ... Averaged 6.5 rebounds in Big 12 play, which ranked eighth in the conference ... Recorded two or more steals in 10 of 20 games played and scored in double figures in 14 games ... Missed the first nine games of the season due to an injury suffered in the preseason, but would play in the final 20 with 19 straight starts to end the year ... Was an Academic All-Big 12 Team for the second straight season.

2019-20 (REDSHIRT FRESHMAN AT TEXAS TECH)

Started the final six games of the season and played in 29 contests where he averaged 6.0 points, 3.2 rebounds and 1.2 steals per game ... Finished the season scoring in double figures in eight games, leading the team in scoring three times and topping the team in rebounding in six games ... Scored a season-high 15 points at Oklahoma State ... Started the final six games, beginning by scoring nine points and having six rebounds in a home win over Kansas State ... Posted a career-high 11 rebounds and added six points in a road victory at Iowa State before scoring 13 at Oklahoma and Baylor ... Led the Red Raiders with eight rebounds and also had seven points in the regular-season finale against Kansas with four of the rebounds coming on the offensive end ... Finished the season with eight games of having five or more rebounds and was third on the team with 35 steals for the season with a career-high four steals against Kansas State and Oklahoma State ... Averaged 7.6 points and 4.1 rebounds in conference play and with 10.2 points and 5.8 rebounds in the final five games of the year ... Along with his success on the court, he was named to the Academic All-Big 12 Team.

2018-19 (REDSHIRT AT TEXAS TECH)

Redshirted the 2018-19 season.

HIGH SCHOOL

Helped lead Converse Wagner to the Class 6A title game as a sophomore before averaging 16.8 points and 6.6 rebounds per game his senior season ... ESPN listed him as a top-30 national player and rivals.com listed him as a 4-Star prospect.

PERSONAL

Son of Kevin McCullar Sr. and Hether ... Has one sibling, Katelyn ... His father played football at Texas Tech and then with the Green Bay Packers in the NFL ... Graduated in May of 2023 with a liberal arts and sciences degree.

CAREER HONORS

All-Big 12 Third Team [2023]
Big 12 All-Defensive Team [2023]
Naismith Defensive Player of the Year Semifinalist [2023]
All-Big 12 Honorable Mention [2022]
Naismith Defensive Player of the Year Semifinalist [2022]
Academic All-Big 12 First Team [2022]
All-Big 12 Honorable Mention [2021]
Academic All-Big 12 First Team [2021]
Academic All-Big 12 First Team [2020]

CAREER HIGHS

Points	24	vs. Grambling (11.12.21)
Field Goals	9	vs. Grambling (11.12.21)
Field Goal Att.	18	vs. Grambling (11.12.21)
3PT Field Goals	4	vs. Incarnate Word (11.20.21)
3PT Field Goal Att.	9	vs. Grambling (11.12.21) vs. Wisconsin (11.24.22)
Free Throws	12	vs. Texas (2.1.22)
Free Throw Att.	15	vs. Texas (2.1.22)
Rebounds	13	vs. Kansas State (1.31.23)
Assists	8	at Oklahoma State (2.14.23)
Blocks	4	vs. Baylor (1.16.21)
Steals	6	vs. Texas (3.11.21)
Minutes	44	at Kansas (1.24.22)

CAREER YEAR-BY-YEAR STATISTICS

SEASON	GP	GS	MIN	AVG	FG	FGA	PCT	3FG	3FGA	PCT	FT	FTA	PCT	OFF	DEF	TOT	AVG	PF	FO	AST	TO	BLK	STL	PTS	AVG
2019-20*	29	6	537	18.5	65	127	.512	8	28	.286	37	51	.725	30	63	93	3.2	62	1	21	37	9	35	175	6.0
2020-21*	20	19	608	30.4	72	173	.416	13	46	.283	50	71	.704	30	95	125	6.3	60	0	41	30	16	34	207	10.4
2021-22*	29	24	864	29.8	100	249	.402	28	90	.311	66	91	.725	26	107	133	4.6	78	2	89	57	7	41	294	10.1
2022-23	34	33	1042	30.6	123	277	.444	29	98	.296	89	117	.761	41	197	238	7.0	101	4	80	72	25	68	364	10.7
TOTAL	112	82	3054	27.3	360	826	.436	78	262	.298	242	330	.733	127	462	589	5.3	301	7	231	196	57	178	1040	9.3

*INDICATES STATS RECORDED AT TTU

MCCULLAR'S GAME-BY-GAME STATISTICS

2019-20 (R-FRESHMAN YEAR AT TTU)

OPPONENT	DATE	MP	FG-A	PCT	3PT-A	PCT	FT-A	PCT	O-D-T	PF	A	TO	BLK	ST	TP
EASTERN ILL.	11/5/19	14	2-4	.500	0-0	---	0-1	.000	0-2-2	3	1	4	0	2	4
BETHUNE-COOKMAN	11/9/19	16	1-2	.500	0-0	---	2-2	1.000	2-0-2	2	1	1	0	1	4
vs. Houston Baptist	11/13/19	21	2-5	.400	0-1	.000	1-2	.500	0-3-3	1	2	3	0	2	5
TENNESSEE STATE	11/21/19	18	2-2	1.000	0-0	---	3-6	.500	0-2-2	4	0	1	0	1	7
LIU	11/24/19	18	4-7	.571	2-3	.667	0-0	---	1-2-3	1	2	1	0	1	10
vs. Iowa	11/28/19	14	1-2	.500	0-1	.000	2-2	1.000	1-3-4	5	2	0	1	1	4
vs. Creighton	11/29/19	17	0-0	---	0-0	---	0-0	---	1-0-1	4	0	2	0	0	0
at DePaul	12/4/19	8	0-1	.000	0-1	.000	0-0	---	0-0-0	0	0	1	0	0	0
vs. Louisville	12/10/19	11	1-3	.333	0-0	---	0-0	---	1-4-5	1	0	1	1	0	2
SOUTHERN MISS.	12/16/19	6	0-1	.000	0-1	.000	1-2	.500	0-0-0	0	0	0	0	0	1
UTRGV	12/21/19	16	3-4	.750	0-0	---	4-5	.800	0-2-2	0	0	1	1	2	10
CSU BAKERSFIELD	12/29/19	8	0-3	.000	0-2	.000	0-0	---	0-2-2	1	0	1	1	0	0
OKLAHOMA STATE*	1/4/20	8	3-5	.600	1-2	.500	0-0	---	0-0-0	1	0	3	0	1	7
BAYLOR*	1/7/20	3	0-0	---	0-0	---	0-0	---	0-0-0	0	0	1	0	0	0
at West Virginia*	1/11/20	20	3-11	.273	0-4	.000	0-1	.000	4-0-4	3	0	2	0	1	6
at Kansas State*	1/14/20	16	3-6	.500	0-0	---	4-7	.571	4-1-5	2	1	2	0	3	10
IOWA STATE*	1/18/20	16	1-1	1.000	0-0	---	0-0	---	1-1-2	1	2	3	0	1	2
at TCU*	1/21/20	14	1-2	.500	0-0	---	0-0	---	1-1-2	4	0	0	0	1	2
KENTUCKY	1/25/20	19	3-5	.600	0-1	.000	0-1	.000	0-1-1	1	1	0	0	1	6
OKLAHOMA*	2/4/20	19	1-2	.500	1-1	1.000	3-4	.750	1-6-7	0	0	1	0	1	6
at Texas*	2/8/20	25	2-4	.500	0-1	.000	0-0	---	0-2-2	3	1	1	2	1	4
TCU*	2/10/20	21	3-6	.500	0-1	.000	4-4	1.000	2-2-4	3	1	1	1	2	10
at Oklahoma State	2/15/20	29	6-8	.750	0-0	---	3-3	1.000	2-3-5	4	1	1	1	3	15
KANSAS STATE	2/19/20	33	3-6	.500	0-0	---	3-3	.000	1-5-6	2	1	2	0	4	9
*at Iowa State	2/22/20	29	2-5	.400	0-0	---	2-3	.667	3-8-11	4	0	1	1	1	6
at Oklahoma	2/25/20	34	6-17	.353	1-4	.250	0-0	---	1-4-5	4	3	2	0	4	13
TEXAS	2/29/20	32	5-6	.833	1-2	.500	1-1	1.000	0-2-2	2	0	0	0	0	12
at Baylor	3/2/20	28	4-4	1.000	1-1	1.000	4-4	1.000	0-3-3	3	1	1	0	1	13
KANSAS	3/7/20	24	3-5	.600	1-2	.500	0-0	---	4-4-8	3	1	1	0	0	7

* indicates starter, * = Big 12 Game, \$ = played in Kansas City, # = Overtime, % = Big 12 Championship, - = NCAA Tournament

2020-21 (R-SOPHOMORE YEAR AT TTU)

OPPONENT	DATE	MP	FG-A	PCT	3PT-A	PCT	FT-A	PCT	O-D-T	PF	A	TO	BLK	ST	TP
INCARNATE WORD	12/29/20	12	5-9	.556	0-2	.000	1-1	1.000	3-0-3	2	2	0	0	0	11
OKLAHOMA STATE	1/2/21	34	2-11	.182	0-1	.000	5-7	.714	2-2-4	4	2	1	1	2	9
KANSAS STATE	1/5/21	27	2-6	.333	0-3	.000	2-2	1.000	1-6-7	3	1	2	2	2	6
at Iowa State	1/9/21	27	5-8	.625	0-1	.000	5-6	.833	3-8-11	1	0	1	1	2	15
at Texas	1/13/21	25	6-7	.857	2-2	1.000	2-3	.667	2-6-8	3	1	0	0	0	16
BAYLOR	1/16/21	35	3-11	.273	0-3	.000	4-4	1.000	4-6-10	3	3	2	4	2	10
at West Virginia	1/25/21	33	1-8	.125	0-2	.000	0-0	---	1-7-8	4	4	0	0	2	2
*at LSU	1/30/21	32	5-10	.500	0-1	.000	0-0	---	1-5-6	4	3	3	0	0	10
OKLAHOMA	2/1/21	32	3-10	.300	2-3	.667	5-6	.833	3-5-8	1	2	3	0	4	13
*at Kansas State	2/6/21	36	4-8	.500	3-4	.750	4-5	.800	2-4-6	3	4	1	0	0	15
WEST VIRGINIA	2/9/21	31	3-6	.500	0-1	.000	2-4	.500	1-0-1	4	1	2	2	3	8
at Kansas	2/20/21	33	4-10	.400	1-4	.250	3-6	.500	0-9-9	3	2	0	1	0	12
*at Oklahoma State	2/22/21	37	5-10	.500	1-1	1.000	1-2	.500	2-5-7	4	1	5	0	4	12
TEXAS	2/27/21	33	3-6	.500	0-1	.000	4-5	.800	0-5-5	2	3	1	1	4	10
TCU	3/2/21	27	4-8	.500	1-3	.333	0-1	.000	1-4-5	3	2	1	1	1	9
IOWA STATE	3/4/21	24	0-0	---	0-0	---	2-4	.500	0-7-7	4	2	0	1	1	2
*at Baylor	3/7/21	24	2-9	.222	0-5	.000	7-10	.700	0-1-1	4	2	1	0	1	11
*vs. Texas	3/11/21	35	5-13	.385	0-1	.000	1-2	.500	1-3-4	2	1	4	1	6	11
*vs. Utah State	3/19/21	37	4-10	.400	2-4	.500	0-0	---	1-6-7	3	3	2	1	0	10
*vs. Arkansas	3/21/21	34	6-13	.462	1-4	.250	2-3	.667	2-6-8	4	2	1	0	0	15

* indicates starter, * = Big 12 Game, \$ = played in Kansas City, # = Overtime, % = Big 12 Championship, - = NCAA Tournament



2021-22 (R-JUNIOR YEAR AT TTU)

OPPONENT	DATE	MP	FG-A	PCT	3PT-A	PCT	FT-A	PCT	O-D-T	PF	A	TO	BLK	ST	TP
*NORTH FLORIDA	11/9/21	28	3-8	.375	0-1	.000	2-4	.500	1-5-6	4	5	3	0	1	8
*GRAMBLING	11/12/21	36	9-18	.500	3-9	.333	3-6	.500	4-5-9	2	3	2	1	1	24
*PRAIRIE VIEW	11/15/21	25	4-9	.444	0-3	.000	4-6	.667	3-4-7	2	3	1	0	3	12
*vs. Incarnate Word	11/20/21	34	6-8	.750	4-6	.667	1-2	.500	0-3-3	4	1	3	0	1	17
*at Providence	12/1/21	26	2-7	.286	1-3	.333	5-7	.714	1-3-4	5	1	1	0	2	10
*vs. Tennessee	12/7/21	42	2-8	.250	0-2	.000	4-6	.667	0-10-10	3	5	2	0	1	8
*ARKANSAS STATE	12/14/21	32	7-12	.583	3-6	.500	4-4	1.000	1-4-5	3	4	3	0	1	21
*vs. Gonzaga	12/18/21	36	5-15	.333	0-4	.000	4-5	.800	3-7-10	2	1	1	0	2	14
*EASTERN WASH.	12/22/21	29	3-8	.375	2-4	.500	2-2	1.000	0-3-3	2	5	1	0	1	10
*ALABAMA STATE	12/28/21	32	4-10	.400	3-5	.600	0-1	.000	0-4-4	1	7	4	0	3	11
at Baylor*	1/11/22	31	5-8	.625	2-5	.400	0-0	---	1-5-6	1	5	2	0	3	12
OKLAHOMA STATE	1/22/22	29	1-6	.167	1-4	.250	4-4	1.000	0-4-4	2	4	0	0	1	7
at Kansas	1/15/22	35	3-9	.333	0-0	---	0-0	---	1-4-5	4	3	5	1	1	6
IOWA STATE	1/18/22	31	2-9	.222	0-2	.000	3-4	.750	2-4-6	3	3	2	0	3	7
WEST VIRGINIA	1/22/22	29	1-7	.143	0-0	---	5-8	.625	3-2-5	4	4	0	1	1	7
at Kansas	1/24/22	44	1-1	.091	0-0	---	0-0	---	0-3-3	3	4	3	1	0	2
*MISSISSIPPI STATE	1/29/22	26	1-3	.333	0-1	.000	0-0	---	1-4-5	2	4	1	1	2	2
TEXAS	2/1/22	32	3-7	.429	1-3	.333	12-15	.800	1-5-6	4	2	2	2	1	19
at West Virginia	2/5/22	36	4-11	.364	2-5	.400	0-0	---	2-7-9	3	2	1	0	0	10
at Oklahoma	2/9/22	34	4-11	.364	0-3	.000	4-4	1.000	0-2-2	2	1	4	0	2	12
TCU	2/12/22	13	3-6	.500	1-2	.500	0-0	---	0-0-0	1	1	2	0	0	7
OKLAHOMA*	2/22/22	15	0-2	.000	0-2	.000	0-0	---	0-2-2	0	2	1	0	0	0
at TCU*	2/26/22	21	2-5	.400	0-0	---	0-0	---	0-2-2	2	2	1	0	3	4
*vs. Iowa State	3/10/22	18	4-6	.667	3-4	.750	0-0	---	1-2-3	4	3	1	0	2	11
%vs. Oklahoma	3/11/22	30	2-7	.286	0-2	.000	0-1	.000	0-5-5	3	3	3	0	0	4
*%vs. Kansas	3/12/22	33	3-10	.300	0-3	.000	2-2	1.000	0-3-3	2	5	2	0	1	8
*vs. Montana State	3/18/22	18	5-6	.833	0-1	.000	0-1	.000	0-1-1	2	4	2	0	2	10
*vs. Notre Dame	3/20/22	33	4-9	.444	1-2	.500	5-6	.833	1-1-2	5	1	2	0	2	14
*vs. Duke	3/24/22	36	7-13	.538	1-4	.250	2-3	.667	0-3-3	3	1	2	0	1	17

* indicates starter, * = Big 12 Game, \$ = played in Kansas City, # = Overtime, % = Big 12 Championship, - = NCAA Tournament



KJ

ADAMS JR.

JUNIOR

FORWARD

6-7

235

AUSTIN, TEXAS

WESTLAKE HS

OVERVIEW

2023 Big 12 Most Improved Player, 2023 All-Big 12 Honorable Mention ... Started every game in 2022-23 ... Was a starter on Kansas' 2022 NCAA National Championship team ... Was named to the 2022 Big 12 All-Freshman Team by the conference coaches ... A solid defender used in lock down situations, including the final 4.3 second of the NCAA title game against North Carolina ... Had a solid prep career at Westlake High School going 63-4 in his final two seasons ... Parents (football and basketball) and sister (volleyball) all played NCAA Division I sports.

2022-23 (SOPHOMORE)

Big 12 Most Improved Player having averaged 1.1 ppg, 0.8 rpg in 2021-22 and 10.6 ppg, 4.4 rpg in 2022-23 ... Was also an All-Big 12 Honorable Mention selection ... Big 12 Player of the Week (1/16) ... Started all 35 games and averaged 10.6 points per game and 4.4 rebounds per game on the season ... Averaged 13.5 points per game and 3.5 rebounds per game in the NCAA Tournament ... Finished the season with 380 points, 156 rebounds, 70 assists, 29 blocks and 27 steals ... Shot 62.2 percent from the field which ranks eighth on the KU single-season records list (minimum 75 attempts) ... Recorded a season-high three blocks while going 100% from the field versus Southern Utah (11/18) ... Went on an 11-game stretch where he scored double digits. During that time he scored a career-high 22 vs. Oklahoma (1/10) ... Scored 17 and went perfect from the field vs. Kansas State (1/17).

2021-22 (FRESHMAN)

Big 12 All-Freshman Team as selected by the league coaches ... Appeared in 37 games with one start in Kansas' 2022 NCAA National Championship season ... Averaged 4.9 minutes per game ... Had two assists vs. West Virginia (3/10) in the Big 12 Tournament ... Scored four points on 2-2 FGs at Baylor (2/26) ... Tied his season high with six points and four rebounds vs. Texas Tech (1/24) ... Played a career-high 16 minutes in the Texas Tech (1/24) contest ... Started and played 10 minutes vs. Iowa State with three points and two rebounds (1/11) ... Set his career high with six points vs. Iona (11/28) ... Opened the year with a block against Michigan State (11/9) at the end of the first half in the Champions Classic ... Like against Michigan State, made spot defensive appearances in clutch situations, including the final 4.3 seconds of the NCAA title game versus North Carolina (4/2).

HIGH SCHOOL

A four-star recruit from Westlake High School in Austin, Texas ... In 2020-21, guided Westlake to a 30-2 record and a state runner-up finish under head coach Robert Lucero ... Averaged 25.0 points, 7.5 rebounds and 4.1 assists his senior season earning 6A all-state honors ... Following the 2020-21 season, won the American Family Insurance Slam Dunk Championship in conjunction with the 2021 Final Four on CBS ... Averaged 22.6 points, 6.7 rebounds and 3.5 assists and shot 61.3 percent from the field his junior season at Westlake going 33-2 in 2019-20, including 16-0 in district play ... Ended his prep career ranked No. 45 by ESPN 100.

PERSONAL

Full name is Kevin (KJ) Wynn Adams Jr. ... Born in Austin, Texas ... Parents are Kevin and Yvonne ... Has two sisters – Brittany and Jaila ... His father played football at New Mexico ... His mother was a two-year basketball starter at Texas A&M and led the team in scoring in 1989-90 and 1990-91 ... His sister, Brittany, was an all-conference volleyball player at SMU ... Following the 2020-21 season, won the American Family Insurance Slam Dunk Championship in conjunction with the 2021 Final Four on CBS ... Hobbies include lacrosse ... Communication studies major and business minor.

CAREER HONORS

Academic All-Big 12 First Team [2023]
Big 12 Most Improved Player [2023]
All Big 12 Honorable Mention [2023]
Big 12 Player of the Week (1.16.2023)
Big 12 All-Freshman Team [2022]

CAREER HIGHS

Points	22	vs. Oklahoma (1.10.23)
Field Goals	9	at Missouri (12.10.23)
Field Goal Att.	13	vs. Oklahoma (1.10.23) at Texas Tech (1.3.23)
3PT Field Goals	-	
3PT Field Goal Att.	1 3x, last vs. West Virginia (2.25.23)	
Free Throws	7	vs. Baylor (2.18.23)
Free Throw Att.	10	at Kansas State (1.17.23)
Rebounds	9	vs. Omaha (11.7.22)
Assists	5	vs. West Virginia (2.25.23)
Blocks	3	vs. Southern Utah (11.18.22)
Steals	4	vs. Harvard (12.22.22)
Minutes	37	vs. West Virginia (2.25.23)

CAREER YEAR-BY-YEAR STATISTICS

SEASON	GP	GS	MIN	AVG	FG	FGA	PCT	3FG	3FGA	PCT	FT	FTA	PCT	OFF	DEF	TOT	AVG	PF	FO	AST	TO	BLK	STL	PTS	AVG
2021-22	36	1	176	4.9	13	25	.520	0	1	.000	12	20	.600	20	10	30	0.8	19	0	10	7	8	2	38	1.1
2022-23	36	36	985	27.3	156	251	.620	0	3	.000	68	112	.610	74	82	156	4.3	106	3	70	55	29	27	380	10.6
TOTAL	72	37	1164	16.2	169	276	.612	0	4	.000	80	132	.606	94	92	186	2.5	126	3	80	62	37	29	418	5.7

ADAMS JR.'S GAME-BY-GAME STATISTICS

2021-22 (FRESHMAN)

OPPONENT	DATE	MP	FG-A	PCT	3PT-A	PCT	FT-A	PCT	O-D-T	PF	A	TO	BLK	ST	TP
vs. Michigan State	11/9/21	4	0-0	---	0-0	---	0-0	---	2-0-2	0	1	0	1	0	0
TARLETON STATE	11/12/21	7	1-1	1.000	0-0	---	0-1	.000	2-0-2	0	0	0	0	0	2
STONY BROOK	11/18/21	6	0-1	.000	0-1	.000	0-0	---	0-1-1	0	0	0	1	0	0
vs. North Texas	11/25/21	4	0-0	---	0-0	---	0-1	.000	1-1-2	0	0	2	0	0	0
vs. Dayton	11/26/21	1	0-0	---	0-0	---	0-0	---	0-0-0	0	0	0	0	0	0
vs. Iona	11/28/21	9	2-4	.500	0-0	---	2-2	1.000	2-0-2	2	1	0	0	0	6
at St. John's (NY)	12/3/21	6	0-2	.000	0-0	---	0-0	---	3-1-4	1	0	0	0	0	0
\$UTEP	12/7/21	6	1-3	.333	0-0	---	2-2	1.000	2-0-2	0	1	0	0	0	4
MISSOURI	12/11/21	6	0-1	.000	0-0	---	2-2	1.000	2-0-2	1	0	0	0	0	2
NEVADA	12/29/21	7	0-1	.000	0-0	---	0-0	---	0-0-0	0	1	0	0	0	0
GEORGE MASON	1/1/22	5	1-1	1.000	0-0	---	0-0	---	0-1-1	0	1	0	0	0	1
at Texas Tech*	1/8/22	3	0-0	---	0-0	---	0-0	---	1-0-1	0	0	0	0	0	0
IOWA STATE	1/11/22	10	1-1	1.000	0-0	---	1-2	.500	0-2-2	1	0	1	2	0	3
WEST VIRGINIA*	1/15/22	6	0-0	---	0-0	---	1-2	.500	0-0-0	0	1	0	0	0	1
at Oklahoma*	1/18/22	4	0-0	---	0-0	---	0-0	---	0-0-0	0	0	0	0	0	0
at Kansas State	1/22/22	6	0-0	---	0-0	---	0-0	---	0-0-0	1	0	0	0	0	0
TEXAS TECH*	1/24/22	16	2-2	1.000	0-0	---	2-3	.667	2-2-4	0	0	0	0	0	6
KENTUCKY	1/29/22	11	2-2	1.000	0-0	---	0-0	---	0-0-0	2	0	0	1	1	4
at Iowa State*	2/1/22	5	0-0	---	0-0	---	1-2	.500	1-0-1	2	0	0	0	0	1
BAYLOR*	2/5/22	4	0-0	---	0-0	---	0-0	---	0-0-0	1	0	0	2	0	0
at Texas*	2/7/22	4	1-1	1.000	0-0	---	0-0	---	0-0-0	1	0	0	0	0	2
OKLAHOMA*	2/12/22	6	0-0	---	0-0	---	0-0	---	0-0-0	2	0	1	0	0	0
OKLAHOMA STATE*	2/14/22	3	0-0	---	0-0	---	0-0	---	0-0-0	0	0	0	0	0	0
at West Virginia*	2/19/22	1	0-0	---	0-0	---	0-0	---	0-0-0	0	0	0	0	0	0
KANSAS STATE	2/22/22	3	0-0	---	0-0	---	0-1	.000	0-0-0	0	1	1	0	0	0
at Baylor*	2/26/22	3	2-2	1.000	0-0	---	0-0	---	0-0-0	0	0	0	0	0	0
at TCU*	3/1/22	6	0-1	.000	0-0	---	0-0	---	0-0-0	1	1	0	0	0	0
TCU*	3/3/22	1	0-0	---	0-0	---	0-0	---	0-0-0	1	0	0	0	0	0
TEXAS*	3/5/22	3	0-0	---	0-0	---	1-2	.500	1-0-1	0	0	0	0	0	1
%vs. West Virginia	3/10/22	6	0-1	.000	0-0	---	0-0	---	0-0-0	1	2	1	0	0	0
%vs. TCU	3/11/22	1	0-0	---	0-0	---	0-0	---	0-0-0	0	0	0	0	0	0
%vs. Texas Tech	3/12/22	1	0-0	---	0-0	---	0-0	---	0-0-0	0	0	0	0	0	0
-vs. Texas Southern	3/17/22	7	0-0	---	0-0	---	0-0	---	1-1-2	1	0	1	0	0	0
-vs. Creighton	3/19/22	3	0-1	.000	0-0	---	0-0	---	0-0-0	0	0	0	0	0	0
-vs. Miami (FL)	3/27/22	2	0-0	---	0-0	---	0-0	---	0-0-0	0	0	0	1	0	0
-vs. Villanova	4/2/22	1	0-0	---	0-0	---	0-0	---	0-0-0	0	0	0	0	0	0
-vs. North Carolina	4/4/22	3	0-0	---	0-0	---	0-0	---	0-0-0	1	0	0	0	0	0

* indicates starter, * = Big 12 Game, \$ = played in Kansas City, # = Overtime, % = Big 12 Championship, - = NCAA Tournament



2022-23 (SOPHOMORE)

OPPONENT	DATE	MP	FG-A	PCT	3PT-A	PCT	FT-A	PCT	O-D-T	PF	A	TO	BLK	ST	TP
*OMAHA	11/7/22	28	2-4	.500	0-1	.000	0-2	.000	8-1-9	1	4	0	1	0	4
*NORTH DAKOTA STATE	11/10/22	16	2-4	.500	0-0	---	0-2	.000	0-2-2	2	1	1	0	0	4
*DUKE	11/15/22	19	4-4	1.000	0-0	---	0-1	.000	0-2-2	4	2	3	2	1	8
*SOUTHERN UTAH	11/18/22	32	4-4	1.000	0-0	---	0-1	.000	2-4-6	3	3	0	3	0	8
vs. NC State	11/23/22	24	4-7	.571	0-0	---	0-0	---	2-3-5	5	0	2	0	0	8
# vs. Wisconsin	11/24/22	32	2-2	1.000	0-0	---	2-4	.500	3-3-6	4	1	2	0	1	6
vs. Tennessee	11/25/22	22	2-7	.286	0-0	---	0-3	.000	6-1-7	1	3	2	0	2	4
*TEXAS SOUTHERN	11/28/22	26	4-6	.667	0-0	---	2-3	.667	0-2-2	1	4	2	1	0	10
*SETON HALL	12/1/22	16	4-5	.800	0-0	---	3-3	1.000	0-0-0	4	3	2	1	3	11
*at Missouri	12/10/22	32	9-11	.818	0-0	---	1-2	.500	3-3-6	2	3	3	1	2	19
*INDIANA	12/17/22	25	4-6	.667	0-0	---	3-3	1.000	1-1-2	3	2	1	1	2	11
*HARVARD	12/22/22	31	5-8	.625	0-0	---	0-0	---	3-4-7	3	1	1	2	4	10
OKLAHOMA STATE	12/31/22	23	6-6	1.000	0-0	---	2-3	.667	3-1-4	4	1	4	0	1	14
at Texas Tech	1/3/23	30	7-13	.538	0-0	---	0-0	---	4-1-5	2	2	2	1	1	14
at West Virginia	1/7/23	29	4-9	.444	0-0	---	6-8	.750	3-0-3	5	0	1	2	0	14
OKLAHOMA	1/10/23	27	8-13	.615	0-0	---	6-7	.857	3-3-6	4	0	0	2	1	22
IOWA STATE	1/14/23	31	6-9	.667	0-0	---	3-5	.600	3-3-6	3	2	2	1	1	15
# at Kansas State*	1/17/23	33	6-6	1.000	0-0	---	5-10	.500	2-0-2	5	4	2	0	0	17
TCU	1/21/23	23	1-6	.167	0-0	---	2-2	1.000	3-2-5	4	2	3	1	0	4
at Baylor	1/23/23	28	1-5	.200	0-0	---	2-2	1.000	2-1-3	2	1	1	1	0	4
*at Kentucky	1/28/23	24	8-10	.800	0-0	---	1-1	1.000	1-1-2	4	3	1	0	2	17
KANSAS STATE	1/31/23	18	4-6	.667	0-0	---	0-1	.000	2-1-3	3	1	1	1	0	8
at Iowa State	2/4/23	32	3-6	.500	0-0	---	1-2	.500	1-3-4	0	3	1	1	0	7
TEXAS	2/6/23	30	4-7	.571	0-0	---	2-2	1.000	7-1-8	1	0	2	1	0	10
at Oklahoma	2/11/23	21	5-6	.833	0-0	---	0-2	.000	0-3-3	3	1	4	1	0	10
at Oklahoma State	2/14/23	20	6-9	.667	0-0	---	3-4	.750	1-3-4	4	1	0	0	0	15
BAYLOR	2/18/23	33	5-6	.833	0-0	---	7-9	.778	1-3-4	2	3	1	1	0	17
at TCU	2/20/23	25	2-8	.250	0-1	.000	2-3	.667	1-5-6	4	2	4	0	1	6
WEST VIRGINIA	2/25/23	37	6-10	.600	0-1	.000	1-3	.333	3-3-6	3	5	0	0	2	13
TEXAS TECH	2/28/23	33	2-4	.500	0-0	---	3-6	.500	1-7-8	1	1	1	1	1	7
at Texas	3/4/23	29	4-7	.571	0-0	---	1-1	1.000	0-2-2	1	0	0	0	0	9
%\$ vs. West Virginia	3/9/23	30	6-9	.667	0-0	---	1-4	.250	1-2-3	4	2	2	1	0	13
%\$ vs. Iowa State	3/10/23	33	4-6	.667	0-0	---	0-1	.000	0-4-4	3	4	2	0	0	8
%\$ vs. Texas	3/11/23	23	3-4	.750	0-0	---	0-0	---	1-3-4	4	2	2	0	0	6
-vs. Howard	3/16/23	28	5-10	.500	0-0	---	3-5	.600	2-2-4	3	2	0	2	1	13
-vs. Arkansas	3/18/23	26	4-8	.500	0-0	---	6-7	.857	1-2-3	4	1	0	0	1	14

* indicates starter, * = Big 12 Game, \$ = played in Kansas City, # = Overtime, % = Big 12 Championship, - = NCAA Tournament



ZACH CLEMENCE

JUNIOR

FORWARD

6-11

230

SAN ANTONIO, TEXAS

SUNRICE CHRISTIAN ACADEMY

OVERVIEW

Entered the transfer portal following the 2022-23 season yet returned to Kansas ... Played in 44 games – 20 in 2022-23 and 24 in Kansas' 2022 NCAA National Championship season ... A solid shooter and being 6-foot-10, can play multiple positions and be a tough matchup ... Played his prep career at national powers Sunrise Academy and Findley Prep.

2022-23 (SOPHOMORE)

Played in 20 games this season averaging 5.6 minutes per contest ... Finished the year with 28 points, 25 rebounds, and seven blocks ... Had a career-high 10 points with two threes against Oklahoma (1/10) ... Recorded a career-high three blocked shots against Kansas State (1/31) while also scoring five points and snagging three boards.

2021-22 (FRESHMAN)

Played in 24 games in Kansas' 2022 NCAA National Championship season ... Averaged 4.9 minutes per contest ... Had a career-high three assists vs. Texas Southern (3/17) in the NCAA Tournament ... Had two points and two assists vs. West Virginia (3/10) in the Big 12 Tournament ... Tied career high with six rebounds, two blocks and two assists vs. Oklahoma State (2/14) ... Played nine minutes with three points and three rebounds vs. Oklahoma (2/12) ... Missed nine games prior to the OU contest due to injury ... Made the most of his 12 minutes vs. Stony Brook (11/18) with 11 points and six rebounds ... Had seven points in seven minutes in his career debut vs. Michigan State (11/9).

HIGH SCHOOL

Played his junior and senior seasons at Sunrise Academy in Bel Aire, Kansas, which is near Wichita ... Averaged 10.5 points and 5.0 rebounds per game as a senior at Sunrise Academy ... Also his senior year, shot 47 percent from the field, including 37 percent from 3-point range ... Sunrise Academy, who is coached by Luke Barnwell, went 21-4 in 2020-21 and finished runner-up at the 2021 GEICO High School National Championship in Florida ... His junior season, Clemence averaged 10.0 points, 4.0 rebounds and shot 49 percent from 3-point range ... Sunrise posted a 22-3 record in 2019-20 ... Prior to Sunrise, Clemence play at Findley Prep in Henderson, Nevada ... Was ranked No. 34 by ESPN100, No. 35 by Rivals.com and No. 40 by 247Sports.com.

PERSONAL

Full name is Zachary Lee Clemence ... Born in San Antonio, Texas ... Mother is Dusti Clemence ... Is the middle child of three boys with older brother Dillon and a younger brother Wyatt ... Enjoys playing video games ... Grew up on a ranch before moving away to play prep basketball ... Communication studies major.

CAREER HONORS

Academic All-Big 12 First Team [2023]
CSC Academic All-District [2023]

CAREER HIGHS

Points	10	vs. Oklahoma (1.10.23)
Field Goals	3	vs. (11.18.21)
Field Goal Att.	8	vs. Stony Brook (11.18.21)
3PT Field Goals	2	vs. Stony Brook (1.10.21) vs. Oklahoma (1.10.23)
3PT Field Goal Att.	5	vs. Wisconsin (11.24.22)
Free Throws	3	vs. Stony Brook (11.18.21)
Free Throw Att.	4	4x, last vs. Missouri (12.11.21)
Rebounds	6	vs. Oklahoma State (2.14.22) vs. Stony Brook (11.18.21)
Assists	3	vs. Texas Southern (3.17.22)
Blocks	3	vs. Kansas State (1.31.23)
Steals	2	vs. Michigan State (11.9.21) vs. Kansas State (1.31.23)
Minutes	15	vs. Kansas State (1.31.23)

CAREER YEAR-BY-YEAR STATISTICS

SEASON	GP	GS	MIN	AVG	FG	FGA	PCT	3FG	3FGA	PCT	FT	FTA	PCT	OFF	DEF	TOT	AVG	PF	FO	AST	TO	BLK	STL	PTS	AVG
2021-22	24	0	117	4.9	15	40	.375	6	22	.273	14	29	.483	17	27	44	1.8	21	0	10	6	7	8	50	2.1
2022-23	20	0	112	5.6	11	34	.324	4	18	.222	2	6	.333	8	17	25	1.3	18	0	2	7	7	2	28	1.4
TOTAL	44	0	229	5.2	26	74	.350	10	40	.250	16	35	.460	25	44	69	1.6	39	0	12	13	14	10	78	1.8

CLEMENCE'S GAME-BY-GAME STATISTICS

2021-22 (FRESHMAN)

OPPONENT	DATE	MP	FG-A	PCT	3PT-A	PCT	FT-A	PCT	O-D-T	PF	A	TO	BLK	ST	TP
vs. Michigan State	11/9/21	4	2-3	.667	1-2	.500	2-2	1.000	0-1-1	3	0	0	0	2	7
TARLETON STATE	11/12/21	1	1-1	1.000	1-1	1.000	0-0	---	0-0-0	0	1	0	0	0	3
STONY BROOK	11/18/21	12	3-8	.375	2-4	.500	3-4	.750	4-2-6	1	1	0	0	1	11
vs. North Texas	11/25/21	10	1-2	.500	0-0	---	2-4	.500	0-3-3	1	0	1	0	0	4
vs. Dayton	11/26/21	3	1-1	1.000	1-1	1.000	0-0	---	1-0-1	1	0	0	0	0	3
vs. Iona	11/28/21	2	0-1	.000	0-1	.000	1-2	.500	0-0-0	1	0	0	0	0	1
at St. John's (NY)	12/3/21	4	1-2	.500	0-1	.000	2-4	.500	0-1-1	0	0	1	0	1	4
SUTEP	12/7/21	7	0-1	.000	0-1	.000	1-2	.500	2-2-4	1	1	1	1	0	1
MISSOURI	12/11/21	7	0-3	.000	0-2	.000	2-4	.500	1-2-3	0	0	0	0	0	2
SFA	12/18/21	4	1-1	1.000	0-0	---	0-0	---	1-0-1	0	0	0	0	0	2
NEVADA	12/29/21	5	1-2	.500	0-1	.000	0-0	---	1-2-3	3	0	0	0	0	2
at Texas Tech*	1/8/22	8	0-0	---	0-0	---	0-0	---	1-0-1	1	0	2	1	1	0
OKLAHOMA*	2/12/22	9	1-1	1.000	1-1	1.000	0-2	.000	1-2-3	1	0	0	0	0	3
OKLAHOMA STATE	2/14/22	9	1-3	.333	0-1	.000	0-2	.000	3-3-6	1	2	0	2	1	2
KANSAS STATE*	2/22/22	5	0-1	.000	0-1	.000	0-0	---	0-2-2	2	0	1	0	1	0
at Baylor*	2/26/22	1	0-0	---	0-0	---	0-0	---	0-0-0	0	0	0	0	0	0
at TCU*	3/1/22	1	0-0	---	0-0	---	0-0	---	0-1-1	0	0	0	1	0	0
TCU*	3/3/22	2	0-2	.000	0-2	.000	1-2	.500	0-0-0	0	0	0	0	1	0
TEXAS*	3/5/22	2	0-0	---	0-0	---	0-0	---	0-0-0	1	0	0	0	0	0
%vs. West Virginia	3/10/22	7	1-1	1.000	0-0	---	0-0	---	0-3-3	2	2	0	1	0	2
%vs. TCU	3/11/22	1	0-0	---	0-0	---	0-0	---	0-1-1	0	0	0	0	0	0
-vs. Texas Southern	3/17/22	9	1-7	.143	0-3	.000	0-1	.000	2-1-3	1	3	0	0	1	2
-vs. Miami (FL)	3/27/22	2	0-0	---	0-0	---	0-0	---	0-1-1	1	0	0	0	0	0
-vs. Villanova	4/2/22	1	0-0	---	0-0	---	0-0	---	0-0-0	0	0	0	0	0	0

* indicates starter, * = Big 12 Game, \$ = played in Kansas City, # = Overtime, % = Big 12 Championship, - = NCAA Tournament



2022-23 (SOPHOMORE)

OPPONENT	DATE	MP	FG-A	PCT	3PT-A	PCT	FT-A	PCT	O-D-T	PF	A	TO	BLK	ST	TP
*OMAHA	11/7/22	4	0-0	---	0-0	---	0-0	---	1-2-3	1	0	0	0	0	0
*NORTH DAKOTA STATE	11/10/22	6	0-3	.000	0-2	.000	0-0	---	0-2-2	2	0	0	0	0	0
#*vs. Wisconsin	11/24/22	12	0-6	.000	0-5	.000	0-0	---	1-2-3	1	1	1	0	0	0
*vs. Tennessee	11/25/22	2	0-0	---	0-0	---	0-0	---	1-0-1	0	0	0	0	0	0
*TEXAS SOUTHERN	11/28/22	10	0-1	.000	0-1	.000	0-0	---	0-0-0	1	0	1	0	0	0
*SETON HALL	12/1/22	5	0-1	.000	0-1	.000	0-0	---	0-1-1	1	0	0	1	0	0
*at Missouri	12/10/22	2	0-0	---	0-0	---	0-0	---	0-0-0	0	0	0	0	0	0
*INDIANA	12/17/22	1	0-0	---	0-0	---	0-0	---	0-0-0	0	0	1	0	0	0
*HARVARD	12/22/22	4	0-1	.000	0-0	---	0-0	---	1-2-3	0	0	0	1	0	0
OKLAHOMA STATE	12/31/22	4	0-0	---	0-0	---	0-0	---	0-0-0	0	0	0	0	0	0
at West Virginia	1/7/23	3	1-1	1.000	0-0	---	0-0	---	0-0-0	2	0	0	0	0	2
OKLAHOMA	1/10/23	11	3-6	.500	2-2	1.000	2-3	.667	3-0-3	3	0	0	0	0	10
IOWA STATE	1/14/23	1	1-1	1.000	0-0	---	0-2	.000	0-0-0	0	0	0	0	0	2
#*at Kansas State*	1/17/23	6	1-2	.500	0-0	---	0-0	---	0-2-2	1	0	1	0	0	2
TCU	1/21/23	7	1-3	.333	0-1	.000	0-0	---	1-2-3	0	0	0	0	0	2
KANSAS STATE	1/31/23	15	2-4	.500	1-2	.500	0-1	.000	0-3-3	1	1	1	3	2	5
at Iowa State	2/4/23	0	0-0	---	0-0	---	0-0	---	0-0-0	0	0	0	1	0	0
at Texas	3/4/23	3	1-2	.500	0-1	.000	0-0	---	0-1-1	3	0	2	0	0	2
-vs. Howard	3/16/23	2	1-2	.500	1-2	.500	0-0	---	0-0-0	0	0	0	0	1	3
-*vs. Arkansas	3/18/23	3	0-1	.000	0-1	.000	0-0	---	0-0-0	2	0	0	0	0	0

* indicates starter, * = Big 12 Game, \$ = played in Kansas City, # = Overtime, % = Big 12 Championship, - = NCAA Tournament



MICHAEL JANKOVICH

RS-SENIOR

GUARD

6-4

190

DALLAS, TEXAS

NORTHFIELD MOUNT HERMON [MASS.]

OVERVIEW

An invited walk-on who has played in 34 games while at Kansas ... His 13 games played in 2022-23 were his most for a season ... Played in 10 contests during Kansas' 2022 NCAA National Championship seasons ... Academic All-Big 12 selection in 2022 ... Has solid range from beyond the arc ... Is 10-for-23 FGs for his career, nine of those being 3FGs ... Son of former SMU head coach Tim Jankovich, who spent five seasons as an assistant coach on Bill Self's staffs at Illinois and Kansas ... Lived in Lawrence from ages 4-8 while his father was on the KU staff ... Graduated in May 2023 with a Finance degree.

2022-23 (SENIOR)

Appeared in 13 games, including four in Big 12 play and three in postseason action (Big 12 Tournament and NCAA Tournament) ... Went 5-for-8 from the field, including 4-for-7 from 3-point range ... Scored 14 points with three vs. North Dakota State (11/10), three at Missouri (12/10), three vs. TCU (1/21) and three at Oklahoma (2/11).

2021-22 (JUNIOR)

Played in 10 games on Kansas' 2022 NCAA National Championship team ... Appeared in four games against Big 12 foes ... Scored three points (1-1 3FG) vs. UTEP (12/7) ... Was 1-2 3FGs vs. Stony Brook (11/18) ... Played the final 1:17 vs. Tarleton State (11/12) ... Academic All-Big-12 Second Team.

2020-21 (SOPHOMORE)

Had foot surgery during the 2020-21 preseason and played only one game, the final three minutes vs. USC (3/22) in the NCAA Tournament.

2019-20 (FRESHMAN)

Played in 10 games, including four Big 12 contests ... Scored four points vs. Kansas State (1/21) ... Made a 3-pointer vs. Kansas City (12/14) ... Played four minutes vs. Chaminade (11/25) with one assist and one steal ... Scored five points, one 3-pointer, in five minutes vs. Monmouth (11/15) in his college debut.

HIGH SCHOOL

Concluded his prep career at Northfield Mount Hermon School in Gill, Massachusetts, for coach John Carroll ... Averaged 6.7 points and 2.4 rebounds in 2018-19 and made 48 3-pointers ... Scored 1,254 points in his three-year career at Jesuit College Prep School in Dallas ... Earned all-district honors in his three varsity seasons and all-region his senior year, 2017-18, at Jesuit College.

PERSONAL

Full name is Michael Timothy Jankovich ... Born in Nashville, Tennessee ... Son of Tim and Cindy Jankovich ... His father was head basketball coach at SMU from 2015-16 to 2021-22 ... Tim was an assistant coach on Bill Self's staffs at Illinois in 2002-03 and at Kansas from 2003-07 before taking the head coaching job at Illinois State for five seasons (2007-08 to 2011-12) ... Grandfather, Jack, competed in track at Indiana ... Enjoys playing ping pong and watching movies ... After basketball, he plans on being a CEO of a major corporation.

CAREER HONORS

Academic All-Big 12 First Team [2023]
Academic All-Big 12 Second Team [2022]

CAREER HIGHS

Points	5	vs. Monmouth (11.15.19)
Field Goals	1	6x, last vs. Oklahoma (2.12.23)
Field Goal Att.	3	vs. Monmouth (11.15.19)
3PT Field Goals	1	6x, last vs. Oklahoma (2.12.23)
3PT Field Goal Att.	3	vs. Monmouth (11.15.19)
Free Throws	2	vs. Monmouth (11.15.19)
Free Throw Att.	2	vs. Kansas State (1.21.20) vs. Monmouth (11.15.19)
Rebounds	1	3x, last vs. Nevada (12.29.21)
Assists	1	vs. Chaminade (11.25.19)
Blocks	1	vs. Howard (3.16.23)
Steals	1	3x, last vs. Oklahoma (2.12.23)
Minutes	5	vs. Monmouth (11.15.19)

CAREER YEAR-BY-YEAR STATISTICS

SEASON	GP	GS	MIN	AVG	FG	FGA	PCT	3FG	3FGA	PCT	FT	FTA	PCT	OFF	DEF	TOT	AVG	PF	FO	AST	TO	BLK	STL	PTS	AVG
2019-20	10	0	27	2.7	3	7	.429	3	7	.429	3	4	.750	1	0	1	0.1	2	0	1	3	0	1	12	1.2
2020-21	1	0	3	3.0	0	1	.000	0	1	.000	0	0	---	0	0	0	0.0	1	0	0	0	0	1	0	0.0
2021-22	10	0	16	1.6	2	7	.286	2	7	.286	0	0	---	1	1	2	0.2	3	0	0	0	0	0	6	0.6
2022-23	13	0	23	1.7	5	8	.625	4	7	.571	0	0	---	0	0	0	0.0	1	0	0	0	1	1	14	1.1
TOTAL	34	0	69	2.0	10	23	.434	9	22	.410	3	4	.750	2	1	3	0.1	7	0	1	3	1	3	32	0.9

JANKOVICH'S GAME-BY-GAME STATISTICS

2019-20 (FRESHMAN)

OPPONENT	DATE	MP	FG-A	PCT	3PT-A	PCT	FT-A	PCT	O-D-T	PF	A	TO	BLK	ST	TP
MONMOUTH	11/15/19	5	1-3	.333	1-3	.333	2-2	1.000	0-0-0	1	0	1	0	0	5
vs. Chaminade	11/25/19	4	0-0	---	0-0	---	0-0	---	0-0-0	0	1	1	0	1	0
vs. BYU	11/26/19	1	0-0	---	0-0	---	0-0	---	0-0-0	1	0	0	0	0	0
MILWAUKEE	12/10/19	1	0-0	---	0-0	---	0-0	---	0-0-0	0	0	0	0	0	0
KANSAS CITY	12/14/19	4	1-1	1.000	1-1	1.000	0-0	---	0-0-0	0	0	0	0	0	3
at Stanford	12/29/19	1	0-0	---	0-0	---	0-0	---	0-0-0	0	0	0	0	0	0
at Iowa State	01/08/20	3	0-1	.000	0-1	.000	0-0	---	0-0-0	0	0	0	0	0	0
KANSAS STATE	01/21/20	3	1-1	1.000	1-1	1.000	1-2	.500	0-0-0	0	0	0	0	0	4
at Oklahoma State	01/27/20	2	0-0	---	0-0	---	0-0	---	0-0-0	0	0	0	0	0	0
OKLAHOMA STATE	02/24/20	3	0-1	.000	0-1	.000	0-0	---	1-0-1	0	0	1	0	0	0

* indicates starter, * = Big 12 Game, \$ = played in Kansas City, # = Overtime, % = Big 12 Championship, - = NCAA Tournament

2020-21 (SOPHOMORE)

OPPONENT	DATE	MP	FG-A	PCT	3PT-A	PCT	FT-A	PCT	O-D-T	PF	A	TO	BLK	ST	TP
vs. USC	3/22/21	3	0-1	.000	0-1	.000	0-0	---	0-0-0	1	0	0	0	1	0

* indicates starter, * = Big 12 Game, \$ = played in Kansas City, # = Overtime, % = Big 12 Championship, - = NCAA Tournament

2021-22 (JUNIOR)

OPPONENT	DATE	MP	FG-A	PCT	3PT-A	PCT	FT-A	PCT	O-D-T	PF	A	TO	BLK	ST	TP
TARLETON STATE	11/12/21	1	0-0	---	0-0	---	0-0	---	0-0-0	0	0	0	0	0	0
STONY BROOK	11/18/21	3	1-2	.500	1-2	.500	0-0	---	0-0-0	0	0	0	0	0	3
vs. North Texas	11/25/21	1	0-0	---	0-0	---	0-0	---	0-0-0	0	0	0	0	0	0
\$UTEP	12/7/21	2	1-1	1.000	1-1	1.000	0-0	---	0-1-1	0	0	0	0	0	3
MISSOURI	12/11/21	1	0-1	.000	0-1	.000	0-0	---	0-0-0	0	0	0	0	0	0
NEVADA	12/29/21	2	0-1	.000	0-1	.000	0-0	---	1-0-1	0	0	0	0	0	0
WEST VIRGINIA*	1/15/22	2	0-0	---	0-0	---	0-0	---	0-0-0	1	0	0	0	0	0
BAYLOR*	2/5/22	3	0-1	.000	0-1	.000	0-0	---	0-0-0	0	0	0	0	0	0
OKLAHOMA STATE*	2/14/22	2	0-1	.000	0-1	.000	0-0	---	0-0-0	1	0	0	0	0	0
KANSAS STATE*	2/22/22	1	0-0	---	0-0	---	0-0	---	0-0-0	0	0	0	0	0	0

* indicates starter, * = Big 12 Game, \$ = played in Kansas City, # = Overtime, % = Big 12 Championship, - = NCAA Tournament

2022-23 (SENIOR)

OPPONENT	DATE	MP	FG-A	PCT	3PT-A	PCT	FT-A	PCT	O-D-T	PF	A	TO	BLK	ST	TP
*OMAHA	11/7/22	1	1-1	1.000	0-0	---	0-0	---	0-0-0	0	0	0	0	0	0
*NORTH DAKOTA STATE	11/10/22	1	1-1	1.000	1-1	1.000	0-0	---	0-0-0	0	0	0	0	0	0
*vs. Tennessee	11/25/22	3	0-0	---	0-0	---	0-0	---	0-0-0	1	0	0	0	0	0
*TEXAS SOUTHERN	11/28/22	3	0-1	.000	0-1	.000	0-0	---	0-0-0	0	0	0	0	0	0
*SETON HALL	12/1/22	2	0-0	---	0-0	---	0-0	---	0-0-0	0	0	0	0	0	0
*at Missouri	12/10/22	0	1-1	1.000	1-1	1.000	0-0	---	0-0-0	0	0	0	0	0	0
*TCU	1/21/23	2	1-1	1.000	1-1	1.000	0-0	---	0-0-0	0	0	0	0	0	0
*at Iowa State	2/4/23	2	0-0	---	0-0	---	0-0	---	0-0-0	0	0	0	0	0	0
*at Oklahoma	2/11/23	1	1-2	.500	1-2	.500	0-0	---	0-0-0	0	0	0	0	0	1
*at Texas	3/4/23	0	0-0	---	0-0	---	0-0	---	0-0-0	0	0	0	0	0	0
%% vs. Iowa State	3/10/23	0	0-0	---	0-0	---	0-0	---	0-0-0	0	0	0	0	0	0
%% vs. Texas	3/11/23	1	0-1	.000	0-1	.000	0-0	---	0-0-0	0	0	0	0	0	0
* vs. Howard	3/16/23	1	0-0	---	0-0	---	0-0	---	0-0-0	0	0	0	0	1	0

* indicates starter, * = Big 12 Game, \$ = played in Kansas City, # = Overtime, % = Big 12 Championship, - = NCAA Tournament





DILLON WILHITE

RS-SOPHOMORE

FORWARD

6-9

240

SAN DIEGO, CALIF.

CATHEDRAL CATHOLIC HS

OVERVIEW

Was a redshirt on Kansas' 2022 NCAA National Championship team ... Played in five games in 2022-23 ... Played two sports – basketball and volleyball – in high school ... Comes from an athletic family as his sisters play volleyball at Georgetown, his father, who grew up in Lawrence, played golf at TCU and he has three cousins who played college football and an aunt who played college golf.

2022-23 (REDSHIRT SOPHOMORE)

Played in five games vs. North Dakota State (11/10), vs. Texas Southern (11/28), vs. Seton Hall (12/1), at Missouri (12/10) and at Oklahoma (2/11) ... Pulled down a rebound at Oklahoma (2/11).

2021-22 (REDSHIRT FRESHMAN)

Was a redshirt and practiced with the team for KU's 2022 NCAA National Championship season.

HIGH SCHOOL

Played for Will Cunningham at Cathedral Catholic High School in San Diego ... In 2020-21, Wilhite averaged 18 points and 12 rebounds per game for the Dons who were 17-3 and finished second in the San Diego City Conference tournament ... As a senior, was a 2021 all-league first-team selection for the Western League ... Cathedral Catholic won two CIF San Diego titles his junior and senior seasons ... Was the starting middle blocker on the Cathedral Catholic volleyball team where the team won the CIF San Diego Division I championship ... A member of the San Diego Union Tribune All-Academic Team and the Principal's Honor Roll. Was active in Fellowship of Christian Athletes throughout high school.

PERSONAL

Full name is Dillon Bradley Wilhite ... Born in Encinitas, California ... Parents are Brad and Carrie Wilhite ... Has two older sisters, Brennan and Peyton, who both play volleyball at Georgetown ... Father, who grew up in Lawrence, played college golf at TCU ... Aunt, Kim Wilhite Falcone played golf at Missouri ... Has three cousins who played college/pro football – Brent Brennan (UCLA), Brad Brennan (Arizona), Colt Brennan (Hawaii and Washington Redskins) ... Brent Brennan is the head football coach at San Jose State University ... Grandmother, Joanie Wilhite Stephens, has worked at Kansas Athletics for 38 years, including 25 years in the men's basketball office ... Enjoys photography, surfing, golf and travel ... Still plays beach volleyball ... As a youth, attended numerous Kansas Bill Self Basketball Camps ... Business administration and finance major.





WILDER EVERS

RS-FRESHMAN

GUARD

6-4

185

BIRMINGHAM, ALA.

OAK MOUNTAIN HS

OVERVIEW

A walk-on from Birmingham, Alabama, who provides depth at the guard spots ... Comes from a family with Kansas ties as his brother plays baseball for KU and his parents competed in track and field at KU.

2022-23 (FRESHMAN)

Member of the team that did not appear in any games.

HIGH SCHOOL

Helped lead Oak Mountain High School to three consecutive trips to Alabama's 7A state quarterfinals, including Final Four appearances in 2020 and 2021 and a state title in 2021 ... The 2021 state championship was the first in Oak Mountain history ... A two-time all-county selection his junior and senior seasons ... Played for Chris Love at Oak Mountain ... Averaged 11.8 points, 4.3 rebounds and 3.0 assists per game his senior season.

PERSONAL

Full name is Wilder Graham Evers ... Born in Birmingham, Alabama ... Parents are Mike and Sandy Evers ... Has one older brother, Stone, and two younger brothers, Jett and Ace ... His father ran track at KU from 1992-97 and his mother also competed in track at KU from 1990-95 ... His brother, Stone, is a junior on the KU baseball team ... His godfather is Dr. Scott Ward, KU associate athletic director/student-athlete development ... Hobbies include golfing, traveling and spending time with family and friends ... Won an MVP award while attending a Bill Self Basketball Camp ... Bought and sold shoes in the sixth grade ... Was on a swim team as a youth ... Business administration major.



CHARLIE MCCARTHY

JUNIOR

GUARD

6-2

195

RANCHO MIRAGE, CALIF.

SHADOW HILLS HS

OVERVIEW

An invited walk-on who will add depth to the guard position ... A great shooter who has a solid work ethic ... A member of Kansas' 2022 NCAA National Championship team ... Comes from a KU family as both parents are two of 23 family members who have graduated from KU.

2022-23 (SOPHOMORE)

Member of the team that did not appear in any games.

2021-22 (FRESHMAN)

Member of Kansas' 2022 NCAA National Championship team ... Did not appear in any games.

HIGH SCHOOL

Played his senior prep season at Shadow Hills High School in Indio, California, for coach Ryan Towner ... Averaged 16.5 points, 8.0 rebounds, 5.0 assists and 1.5 steals per game in 2020-21 ... A team captain who started every contest of his senior season at Shadow Hills which posted a 9-4 record in the pandemic-shortened season ... Almost did not play his senior season due an eye injury sustained in AAU ball ... Averaged 11.5 points per game his junior year at Palm Desert High School in Palm Desert, California, where his team advanced to state ... Was a team captain as a junior at Palm Desert ... Earned all-league honors his junior and senior seasons.

PERSONAL

Full name is Charles Hodge McCarthy ... Parents are Kent and Missy McCarthy and both KU graduates ... Has an older sister, Annie, and a younger sister, Molly, who is a freshman on the KU volleyball team in 2022-23 ... Father, Kent, played baseball at KU ... Great grandfather was Howard Engleman, who played basketball at KU for coach Phog Allen and had his KU jersey retired in 2003. Engleman was a 1941 Consensus All-America First Team selection ... Has 23 family members who have graduated from KU with many still residing in the Lawrence, Kansas City and Salina, Kansas, areas ... Played competitive baseball until his junior year in high school ... Also played football as a youth ... A diehard Kansas City Chiefs and Royals fan ... Collects shoes, loves to ski in the winter and spend his summers at the beach ... As a youth, attended numerous Kansas Bill Self Basketball Camps ... Dream job would be an NBA general manager ... A business administration major with an emphasis in finance.





CHRIS CARTER

FRESHMAN

GUARD

6-4

190

INDIO, CALIF.

SHADOW HILLS HS/CAL STATE NORTHRIDGE

OVERVIEW

An invited walk-on who was a redshirt at Cal State Northridge in 2022-23 and entered the transfer portal in May 2023 ... Will provide depth at both guard positions ... Played AAU basketball for Elev8Elite.

2022-23 (FRESHMAN AT CAL STATE NORTHRIDGE)

Redshirt at Cal State Northridge.

HIGH SCHOOL

Played three seasons at Shadow Hills High School in Indio, Calif. ... Earned several awards including Desert Empire League MVP in 2022 and first-team all-league twice ... Helped his team win the CIF-SS Division 3 title in 2020 while his team won the league championship in 2020 and 2022 ... Also was a high jumper on the track & field team as a junior and senior ... Won the Desert League High Jump championship in 2021 before finishing as runner-up in 2022.

PERSONAL

Parents are James and Susana ... Has three siblings: Jace, Aliyah and Gianna ... Majoring in business.





HUNTER DICKINSON

SENIOR

CENTER

7-2

260

ALEXANDRIA, VA.

DEMATHA CATHOLIC HS/MICHIGAN

OVERVIEW

A fourth-year transfer from Michigan ... Earned many national and conference honors while at Michigan, including Consensus All-America Second Team in 2021 ... A three-time All-Big Ten selection, including first team honors in 2022 and 2023 ... Averaged 17.2 points and 8.4 rebounds for his career and led Michigan in points and rebounds each of the last three seasons ... For his career, has 1,617 points, 787 rebounds and 149 blocked shots.

2022-23 (JUNIOR AT MICHIGAN)

All-Big Ten First Team ... Ranked fourth in the conference with 18.5 points and fourth with 9.0 rebounds per game ... Was third in the league with 14 double-doubles, fourth in blocked shots per game at 1.76 and fifth in field goal percentage (56.0%) ... Posted three games of 30-plus points, with a season-high 32 points versus Maryland (1/1/23) ... Totaled 14 games of 20 or more points.

2021-22 (SOPHOMORE AT MICHIGAN)

All-Big Ten First Team selection ... Started 32 games ... Led Michigan in scoring at 18.6 ppg and rebounding at 8.6 rpg ... Had 14 games of 20 or more points and one 30-point contest ... Set his career-high 33 points vs. Michigan State (3/1/22) ... Pulled down 15 rebounds twice – vs. Villanova (3/24/22) and at Penn State (2/8/22) ... Led team with 11 double-doubles ... Ranked fifth in the Big Ten and No. 28 nationally with a 56.3 field goal percentage ... Led Michigan with 49 blocked shots.

2020-21 (FRESHMAN AT MICHIGAN)

Consensus All-America Second Team ... The Big Ten Freshman of the Year and a Big Ten All-Freshman Team selection ... All-Big Ten Second Team ... A seven-time Big 10 Freshman of the Week honoree ... Started 23 of 28 games played ... Led Michigan in scoring (14.1 ppg) and rebounding (7.4 rpg) ... Had five 20-plus games, including a season-high 28 vs. Minnesota (1/6/21) ... Had six games of 10-plus rebounds, including a season-high 15 at Nebraska (12/25/20) and at Wisconsin (2/14/21) ... Posted a team-high six double-doubles ... Was second in the Big Ten and No. 11 nationally with a 59.8 field goal percentage ... Led Michigan with 40 blocked shots, including a career-high five at Wisconsin (2/14/21).

CAREER HONORS

USBWA All-District V Team [2023]
NABC All-District 7 First Team [2023]
All-Big Ten First Team [2023]
Academic All-Big Ten [2023]
USBWA All-District V Team [2022]
NABC All-District 7 Second Team [2022]
All-Big Ten First Team [2022]
CoSIDA Academic All-District [2022]
Academic All-Big Ten [2022]
Consensus All-America Second Team [2021]
NCAA Tournament All-East Region Team [2021]
USBWA All-District V Team [2021]
NABC All-District 7 Second Team [2021]
Big Ten Newcomer of the Year [AP, 2021]
Big Ten All-Freshman Team [2021]
Big Ten Freshman of the Year [2021]
All-Big Ten Second Team [2021]
3x Big Ten Player of the Week
7x Big Ten Freshman of the Week [2020-21]

CAREER HIGHS (AT MICHIGAN)

Points	33	vs. Michigan State (3.1.22)
Field Goals	14	vs. Illinois (3.2.23)
Field Goal Att.	22	vs. Kentucky (12.4.22)
3PT Field Goals	4	vs. Purdue (2.10.22)
3PT Field Goal Att.	7	vs. Purdue (1.26.23)
Free Throws	9	2x, last vs. Minnesota (1.22.23)
Free Throw Att.	10	2x, last vs. C. Michigan (12.29.22)
Rebounds	16	vs. Illinois (3.2.23)
Assists	7	vs. Iowa (2.17.22)
Blocks	5	2x, last vs. Indiana (3.5.23)
Steals	3	vs. Purdue (2.10.22)
Minutes	46	vs. Illinois (3.2.23)

HIGH SCHOOL

A four-year letterwinner at DeMatha Catholic, where he was the winningest player in school history with a 119-22 record, including three 30-win seasons ... Averaged 18.1 points, 10.3 rebounds and 2.1 blocked shots per game as a senior where the Stags went 31-3, were ranked No. 3 nationally, won the WCAC regular season (19-1) and tournament titles ... Maryland Gatorade Player of the Year in 2020 ... Max Preps All-America Second Team in 2020 ... 2020 Maryland Player of the Year ... Ranked No. 36 by ESPN100 in the 2020 class ... Averaged 17.6 points, 10.8 rebounds and 2.5 blocked shots as a junior and 16.0 points, 9.1 rebounds and 2.7 blocked shots as a sophomore.

PERSONAL

Son of Kathy and Tim Dickinson ... Mother, Kathy, played volleyball at Niagara ... Father, Tim, played collegiate baseball at Buffalo State ... Liberal Arts & Sciences major.

CAREER YEAR-BY-YEAR STATISTICS (*AT MICHIGAN)

SEASON	GP	GS	MIN	AVG	FG	FGA	PCT	3FG	3FGA	PCT	FT	FTA	PCT	OFF	DEF	TOT	AVG	PF	FO	AST	TO	BLK	STL	PTS	AVG
2020-21*	28	23	729	26.0	156	261	.598	0	4	.000	82	111	.739	61	145	206	7.4	71	1	25	64	40	9	394	14.1
2021-22*	32	32	1034	32.3	240	426	.563	21	64	.328	93	116	.802	75	199	274	8.6	87	1	73	65	49	15	594	18.6
2022-23*	34	34	1115	32.8	244	436	.560	24	57	.421	117	161	.727	78	229	307	9.0	63	1	50	69	60	17	629	18.5
TOTAL	94	89	2878	30.6	640	1123	.570	45	125	.360	292	388	.753	214	573	787	8.4	221	3	148	198	149	41	1617	17.2



PARKER BRAUN

GR-SENIOR

FORWARD

6-10

235

BURLINGTON, KANSAS

BLUE VALLEY NW HS/MISSOURI/SANTA CLARA

OVERVIEW

Graduate transfer from Santa Clara who will be playing his sixth season of college basketball in 2023-24 ... Began his career at Missouri, where he was a redshirt in 2018-19, and played two seasons before transferring to Santa Clara the past two seasons ... Comes to Kansas with 109 games played and 65 starts, 570 points, 420 rebounds, 102 blocked shots and 39 steals for his career.

2022-23 (SENIOR AT SANTA CLARA)

Started all 33 games at Santa Clara, averaging 7.7 points, 5.5 rebounds and 5.5 blocked shots per game ... His 55.3 field goal percentage led the Broncos and ranked sixth in the West Coast Conference (WCC) ... He had 33 blocked shots which tied for fifth in the WCC ... Posted 11 double-figure scoring games with two double-doubles ... First double-double was a 12-point, 11-rebound game against Gonzaga (1/7) ... Posted a season-high 17 points on 8-of-9 shooting with seven rebounds in win over Cal (12/18) ... Dished out season-high five assists on three occasions.

2021-22 (JUNIOR AT SANTA CLARA)

Started 32 of 33 games played and averaged 6.9 points and 5.3 rebounds per game ... Led the team and was fifth in the WCC with a 56.1 field goal percentage ... His 42 blocked shots were fourth in the league, and he averaged 6.9 points, 5.3 rebounds and 1.3 blocked shots per contest ... Posted six total double-figure scoring and four double-figure rebounding outings ... Had a career-high 19 points with six rebounds and three blocks vs. Nevada (11/16) ... First career double-double of 11 points and 10 rebounds in win over BYU (1/27) ... Had a career-high five blocked shots, all in first half, vs. Montana (12/19).

2020-21 (SOPHOMORE AT MISSOURI)

Played in 20 games, all as a reserve ... Averaged 2.8 points and 1.5 rebounds per game ... Had four games with multiple blocks ... Posted a season-high eight points and three rebounds in a season-high 13 minutes vs. Wichita State (12/6) ... Corralled a season-high five rebounds against Bradley (12/22).

2019-20 (REDSHIRT FRESHMAN AT MISSOURI)

Played in 24 games, all as a reserve ... Averaged 5.9 minutes, 1.4 points and 1.0 rebound per game ... His 13 blocked shots were the most by a Tiger freshman since Jontay Porter (2017-18) ... Threw down two highlight reel dunks that helped steal a thrilling upset in the final moments of the win over No. 11 Auburn (2/15), finishing with four points and a board in 10 minutes ... Played a career-high 24 minutes vs. Ole Miss (2/18), finishing with career-bests in blocks (4) and rebounds (7), and a season-high in points (6).

HIGH SCHOOL

Attended Blue Valley Northwest High School in Overland Park, Kansas ... Averaged 11.6 points, 7.0 rebounds and 2.3 blocked shots per game as a senior ... Shot 78 percent from the field, including 43 percent from three-point range as well ... Helped the Huskies capture the 2018 6A state championship, capping off a 21-4 season which ended on a 17-game winning streak ... Played AAU for MoKan Elite.

PERSONAL

Parents are Donny and Lisa Braun ... Is the oldest of three with brothers Christian and Landon ... Christian was a starter on Kansas' 2022 NCAA National Championship team and a 2023 NBA champion with the Denver Nuggets ... Parker and Christian won the 2018 state title at Blue Valley Northwest ... Landon plays basketball at Omaha and will be freshman in 2023-24 ... Father, Donny, was a former walk-on at Kansas and later transferred to Saint Louis ... Mother, formerly Lisa Sandbothe, was a three-time All-Big Eight Conference selection while at Missouri from 1987-91 ... Graduated from Santa Clara with a degree in communications in May 2023.

CAREER HONORS

SEC Academic Honor Roll [2020]

CAREER HIGHS

Points	19	vs. Nevada (11.16.21)
Field Goals	9	vs. Nevada (11.16.21)
Field Goal Att.	12	vs. Wyoming (11.30.22) vs. Mount St. Mary's (12.7.21)
3PT Field Goals	2	6x, last vs. Portland St. (12.13.22)
3PT Field Goal Att.	4	vs. San Francisco (3.4.23)
Free Throws	5	vs. Iona (11.26.22)
Free Throw Att.	6	vs. UC Irvine (12.15.22)
Rebounds	12	at Pacific (1.14.23) vs. Louisiana Tech (12.4.21)
Assists	5	4x, last vs. Iona (11.26.22)
Blocks	5	vs. Montana (12.19.21)
Steals	3	vs. BYU (1.27.22)
Minutes	40	vs. San Francisco (3.4.23)

CAREER YEAR-BY-YEAR STATISTICS (*AT MISSOURI; ^ AT SANTA CLARA)

SEASON	GP	GS	MIN	AVG	FG	FGA	PCT	3FG	3FGA	PCT	FT	FTA	PCT	OFF	DEF	TOT	AVG	PF	FO	AST	TO	BLK	STL	PTS	AVG
2019-20*	24	0	142	5.9	15	20	.750	0	1	.000	3	8	.375	7	17	24	1.0	20	0	6	8	13	4	33	1.4
2020-21*	20	0	185	9.3	20	33	.606	4	10	.400	11	18	.611	10	20	30	1.5	11	0	7	4	14	1	55	2.8
2021-22^	31	30	895	28.9	96	170	.565	13	37	.351	12	26	.462	44	116	160	5.2	56	0	51	46	39	19	217	7.0
2022-23^	33	33	967	29.3	109	197	.553	14	57	.246	21	45	.467	56	135	191	5.8	73	2	66	77	33	15	253	7.7
TOTAL	108	63	2189	20.3	240	420	.571	31	105	.295	47	97	.484	117	288	405	3.8	160	2	130	135	99	39	558	5.2



NICOLAS TIMBERLAKE

GR-SENIOR

GUARD

6-4

195

BRAintree, MASSACHUSETTS

KIMBALL UNION ACADEMY/TOWSON

OVERVIEW

A transfer from Towson who entered the transfer portal following the 2022-23 season ... A two-time All-Colonial Athletic Association (CAA) First Team selection in 2022 and 2023 ... Is Towson's all-time leader in three-point field goal made with 233 and three pointers attempted with 614 ... Comes to Kansas with career totals of 1,522 points (12.5 ppg), 470 rebounds (3.9 rpg), 193 assists (1.6 apg) and 100 steals (2.5 spg).

2022-23 (SENIOR AT TOWSON)

All-Colonial Athletic Association (CAA) First Team selection ... Led Towson in scoring at 17.7 points per game, which ranked third in the CAA ... Shot 45.5 percent from the field, including 41.6 percent from three-point range, which was second in the CAA and 13th nationally ... Led the CAA with an 84.5 free throw percentage ... Had 12 games of 20-plus points and three 30-point performances, including a career-high 34 points against Charleston (2/23/23) ... Was named to the 2023 CAA All-Tournament Team after averaging 18.0 points in two tourney games.

2021-22 (JUNIOR AT TOWSON)

All-Colonial Athletic Association First Team selection, helping Towson win the CAA regular-season title and earn a berth into the NIT... Led team in points scored, field goals and three-point field goals... Scored in double figures 27 times in 34 games... Was fifth in the CAA in scoring (14.4 ppg) ... Averaged 14.4 points, 4.4 rebounds and 1.9 assists per game ... Named to Las Vegas Invitational All-Tournament Team, scoring 25 points, including six three-point field goals, in victory over New Mexico (11/26)... CAA Player of the Week after shooting 9-for-12 for 24 points in victory at Navy (12/22)... Shot 8-for-11 for season-high 26 points, grabbed eight rebounds and dished out six assists in victory at Hofstra (2/3) ... Member of the CAA Commissioner's Academic Honor Roll.

2020-21 (SOPHOMORE AT TOWSON)

Started all 18 games in the COVID-19 pandemic season ... Averaged 12.1 points per game and had double-digit points in 13 games ... Led team in three-point field goals with 31 made ... Pulled down 3.9 rebounds per game ... Played all 40 minutes in home victory over Northeastern (2/14), posting a career-high 22 points.

2019-20 (REDSHIRT FRESHMAN AT TOWSON)

Was the Colonial Athletic Association (CAA) Sixth Man of The Year ... Averaged 6.1 points and 3.5 rebounds per game and 19.9 minutes ... Scored in double figures six times ... Scored 13 of his career-best 15 points in the second half and overtime to key a win over Tulane (12/21) ... Had 11 games in which he had at least five rebounds, including a career-best eight against James Madison (2/15).

2018-19 (FRESHMAN AT TOWSON)

Was granted a redshirt year after appearing in nine games ... Made five starts and averaged 6.4 points and 2.8 rebounds in 20.1 minutes ... Scored in double figures three times ... Scored a season-high 14 points vs. Florida Atlantic (11/17) ... Had a career-best five rebounds vs. Morgan State (12/8) ... In collegiate debut against Virginia, he led Towson with a career-best three steals.

PERSONAL

Parents are Jeff and Dineen Timberlake... Has a sister, Adriana ... Enjoys hanging with friends and playing golf ... Among his favorites are the Celtics, Patriots, Red Sox, and the Bruins (pro teams), Russell Westbrook (athlete), Will Ferrell (actor), Chicken Parmesan (meal), and Lil Baby (musician) ... Graduated from Towson with a bachelor's degree in sport management with a minor in business.

CAREER HONORS

NABC All-District 10 First Team [2023]
Colonial Athletic Association All-Tournament Team [2023]
All-Colonial Athletic Association First Team [2023]
All-Colonial Athletic Association First Team [2022]
CAA Commissioner's Academic Honor Roll [2022]
Las Vegas Invitational All-Tournament Team [2021]
Colonial Athletic Association Sixth Man of the Year [2020]

CAREER HIGHS

Points	34	at Col. of Charleston (2.23.23)
Field Goals	12	at Hofstra (2.2.23)
Field Goal Att.	21	at Hofstra (2.2.23)
3PT Field Goals	7	vs. Delaware (2.16.23)
3PT Field Goal Att.	12	vs. Col. of Charleston (3.6.23)
Free Throws	10	at UNCW (2.25.23)
Free Throw Att.	10	at UNCW (2.25.23)
Rebounds	9	vs. Delaware (3.5.23)
Assists	6	at Stony Brook (1.7.23)
Blocks	2	at Pennsylvania (11.13.22)
Steals	4	vs. Albany (11.7.22)
Minutes	43	at Drexel (2.11.23)

CAREER YEAR-BY-YEAR STATISTICS (*AT TOWSON)

SEASON	GP	GS	MIN	AVG	FG	FGA	PCT	3FG	3FGA	PCT	FT	FTA	PCT	OFF	DEF	TOT	AVG	PF	FO	AST	TO	BLK	STL	PTS	AVG
2018-19*	9	5	181	20.1	23	58	.397	5	21	.238	7	13	.538	8	17	25	2.8	17	1	12	9	0	8	58	6.4
2019-20*	28	0	555	19.8	60	163	.368	27	82	.329	25	38	.658	23	74	97	3.5	45	0	24	24	5	19	172	6.1
2020-21*	18	18	536	29.8	71	199	.357	31	98	.316	44	54	.815	15	55	70	3.9	32	0	14	30	4	12	217	12.1
2021-22*	34	34	1128	33.2	166	379	.438	78	192	.406	81	101	.802	17	131	148	4.4	60	0	64	60	7	28	491	14.4
2022-23*	33	33	1177	35.7	197	433	.455	92	221	.416	98	116	.845	17	113	130	3.9	68	0	79	78	12	33	584	17.7
TOTAL	122	90	3577	29.3	517	1232	.420	233	614	.379	255	322	.792	80	390	470	3.9	222	1	193	201	28	100	1522	12.5



JUSTIN CROSS

JUNIOR

FORWARD

6-8

200

OAK PARK, ILL.

WOODSTOCK ACADEMY/JOHN A. LOGAN COLLEGE

OVERVIEW

An invited walk-on who played junior college basketball at John A. Logan College in Carterville, Illinois ... Son of Gene Cross, who is the director of scouting and administration for the New York Knicks and was a longtime college and professional coach.

2022-23 (SOPHOMORE AT JOHN A. LOGAN COLLEGE)

Started three of 35 games played and averaged 2.8 points, 4.4 rebounds and 1.4 blocked shots per game his sophomore season ... John A. Logan College won the 2023 NJCAA D1 National Championship, boasting a 33-2 record ... The Vols won their final 31 games of the season ... Averaged 12 minutes, 3.3 points and 3.0 rebounds in the Vols four victories in the NJCAA Tournament ... Had a career-high 10 points versus Lake Land College (2/25), going 4-for-5 from the field.

2021-22 (FRESHMAN AT JOHN A. LOGAN COLLEGE)

Played in 30 games with one start and averaged 1.1 points and 1.6 rebounds per game ... John A. Logan advanced to the second round of the NJCAA D1 Men's Basketball Championship and posted a 29-4 record.

HIGH SCHOOL

Played at Oak Park River Forest High School in Oak Park, Illinois ... Played a prep season at Woodstock Academy in Woodstock, Connecticut.

PERSONAL

Full name is Justin Anthony Cross .. Parents are Gene Cross and Nichole Manning-Ashe and Anthony Ashe ... Has a younger brother, Gavin, and two younger stepbrothers, Amani and Noble Ashe ... Father, Gene, played college basketball at Illinois (1990-94) and coached at UIC, DePaul, Virginia and Notre Dame as an assistant and was head coach at Toledo from 2008-10. Gene Cross also coached in the G League and overseas and was the Coach of the Year at Rayos de Hermosillo in 2017 ... Enjoys watching movies and TV shows and listening to music ... Liberal Arts & Sciences major.

CAREER HIGHS

Points	10	vs. Lake Land College (2.15.23)
Field Goals	4	vs. Lake Land College (2.15.23) vs. Tallahassee CC (3.24.23)
Field Goal Att.	6	vs. Olney Central College (12.7.22) vs. Tallahassee CC (3.24.23)
3PT Field Goals	-	
3PT Field Goal Att.	1	4x, last vs. Lake Land College (2.15.23)
Free Throws	8	at Shawnee CC (2.4.23)
Free Throw Att.	10	at Shawnee CC (2.4.23)
Rebounds	12	at Kaskaskia College (2.28.23)
Assists	6	vs. Indian Hills CC (11.9.22) vs. Lincoln Trail College (1.14.23)
Blocks	5	vs. Indian Hills CC (11.9.22) at Lewis & Clark CC (12.3.22)
Steals	3	4x, last vs. Lake Land College (2.15.23)
Minutes	25	vs. Macomb CC (12.10.22)

CAREER YEAR-BY-YEAR STATISTICS (*AT JOHN A. LOGAN COLLEGE)

SEASON	GP	GS	MIN	AVG	FG	FGA	PCT	3FG	3FGA	PCT	FT	FTA	PCT	OFF	DEF	TOT	AVG	PF	FO	AST	TO	BLK	STL	PTS	AVG
2021-22*	30	1	46	1.5	15	35	.429	0	1	.000	4	7	.571	24	47	71	2.3	19	0	13	18	22	7	34	1.1
2022-23*	35	3	157	4.5	31	66	.470	0	4	.000	36	44	.818	61	92	153	4.3	61	0	39	20	48	27	98	2.8
TOTAL	65	4	203	3.1	46	101	.455	0	5	.000	40	51	.784	85	139	224	3.4	80	0	52	38	70	34	132	2.0



JAMARI MCDOWELL

FRESHMAN

GUARD

6-4

180

HOUSTON, TEXAS

MANVEL HS

OVERVIEW

Can play all three perimeter positions ... Is long and athletic ... A solid shooter who plays with a high motor and above the rim ... His length contributes to his defensive presence.

HIGH SCHOOL

Played at Manvel High School in Manvel, Texas, a suburb of Houston, for head coach Chris Wilson ... Was a 2023 UIL Boys 5A All-State and TABC All-Region selection ... Averaged 22.4 points, 8.1 rebounds, 5.4 assists and 3.2 blocked shots per game his senior season as Manvel posted a 21-10 record and won the district title going 10-3 ... As a junior, Manvel HS posted a 19-5 record and McDowell averaged 21.7 points, 7.2 rebounds, 5.1 assists and 4.5 steals per game ... Played AAU basketball for the Houston Defenders.

PERSONAL

Parents are Jason and Shamonique McDowell ... Is the oldest of four with a sister, Layla, and two brothers, Braydon and Jalon ... Father played basketball at Prairie View A&M ... Undecided on a major.





JOHNNY FURPHY

FRESHMAN

GUARD

6-9

202

MELBOURNE, AUSTRALIA

CENTRE OF EXCELLENCE HS

OVERVIEW

A small forward who joined the team in August 2023 ... Comes to Kansas from Melbourne, Australia ... Known for his length, athleticism and ability to knock down threes ... Has also been described as a player that attacks the basket and finishes above the rim.

HIGH SCHOOL

Played for Centre of Excellence (CoE) – Basketball Australia’s development program hosted at the Australian Institute of Sport alongside NBA Global Academy ... Reclassified for the 2023 class and garnered attention when he participated in various NBA Academy events in the United States, including the NBA Academy Games in Atlanta in early July 2023 ... The NBA Global Academy has produced recent Australian NBA Draft first round picks Dyson Daniels and Josh Giddey ... Playing for CoE, averaged 14.3 points and was 22-for-56 (39.3 percent) from three-point range, to go along with 5.6 rebounds in 12 games played in 2023 ... Playing for Victoria at the 2023 Australia-U20 Championship, Furphy averaged 13.3 points, 5.0 rebounds and 1.2 steals in six games and made 38.5 percent of his three-point field goals, going 21-for-33 from beyond the arc.

PERSONAL

Born in Melbourne, Australia ... Parents are Richard Furphy and Liza Alpers ... Has two older siblings, a brother Joe Furphy and a sister Holly Furphy ... Joe recently signed a professional contract to play Australian Football ... Holly is a sophomore soccer player at Santa Clara ... His father, Richard, played Australian Football professionally and his mother was a diver and competed at the national level ... Played Australian Football throughout high school and it was his Plan B is basketball did not work out ... Also, played cricket while in high school ... Undecided on a major.





13

ELMARKO JACKSON

FRESHMAN

GUARD

6-3

195

MARLTON, N.J.

SOUTH KENT HS

OVERVIEW

A combo guard that will provide an immediate impact ... A highly-rated guard who has great court presence and was ranked as high as No. 19 following the 2022-23 season ... Was a McDonald's All-American in 2022-23.

HIGH SCHOOL

McDonald's All-American who played his final prep season at South Kent School in Connecticut ... Averaged 19.0 points and 6.0 assists for South Kent which went 18-3 overall and 8-0 in NEPSAC AAA conference play ... Was on the Naismith Boys High School Player of the Year Watch List, which highlights the top 50 players nationwide in 2022-23 ... Began his prep career at St. Augustine Prep in Richland, New Jersey ... Then transferred to Academy of the New Church in Bryn Athyn, Pennsylvania, where he earned all-state and all-league honors in 2021-22 averaging 17.9 points, 5.7 rebounds, 5.4 assists and 2.0 steals per game ... Ended his high school career ranked No. 19 by 247Sports.com, No. 25 by Rivals.com and No. 26 by ESPN.com.

PERSONAL

Full name is Elmarko Demetrius Jackson Jr. ... Born in Marlton, New Jersey ... Mother is Ellen Wilson ... Has one older sibling, Makenzie Jackson (22) and one younger, Grayson Ghee (7) ... Uncle, Marlin Jackson, played football at Michigan ... Played lacrosse in high school and received college offers to play lacrosse ... Enjoys hanging with teammates, video games, watching movies and cooking ... Two specialty dishes he cooks are salmon with rice and bananas, and scrambled eggs ... Undecided on a major.





PATRICK CASSIDY

JUNIOR

GUARD

6-1

185

COLUMBUS, KAN.

COLUMBUS UNIFIED HS

OVERVIEW

An invited walk-on who will provide depth at the point guard position ... Was a two-year manager for the Kansas men's basketball program in 2021-22, Kansas' NCAA National Championship season, and 2022-23.

HIGH SCHOOL

A 2020 all-state selection at Columbus Unified High School (CUHS) ... Was named to the Kansas Basketball Coaches Association (KBCA) Class 3A All-State First Team in 2020 ... Scored more than 1,000 points for his career ... A four-sport athlete while at Columbus, also playing football, baseball and track & field ... Racked up more than 1,500 combined yards as a quarterback, scoring 25 touchdowns at CUHS ... An all-conference all-academic selection who was the Class of 2020 valedictorian at CUHS.

PERSONAL

Full name is Patrick Ryan Cassidy ... Parents are Jeff and Julie Cassidy ... Has two sisters, Lauren and Morgan ... Was a four-sport athlete in high school – basketball, football, baseball and golf ... Enjoys hunting, fishing, playing guitar, country music, being with family, golfing, traveling and dancing ... Finance major.





COACHES & STAFF





Bill Self



BILL SELF
HEAD COACH

EXPERIENCE	21ST AT KU / 31ST OVERALL
RECORD	565-132 AT KU / 772-237 OVERALL
ALMA MATER	OKLAHOMA STATE, '85
HOMETOWN	EDMOND, OKLA.
WIFE	CINDY
CHILDREN	LAUREN AND TYLER
GRANDCHILDREN	ELLA, PHOEBE, JACK
HISTORY	KANSAS (HC)
	ILLINOIS (HC)
	TULSA (HC)
	ORAL ROBERTS (HC)
	OKLAHOMA ST (ASST.)
	KANSAS (GA)

In 20 seasons at Kansas, Bill Self is 565-132 (81.0 percent). Overall, Self has a 772-237 (76.5 percent) record in 30 seasons as a head coach. In 2020, he became the second-youngest coach to claim 700 NCAA Division I victories. He was named just the eighth head coach in Kansas basketball history on April 21, 2003.

While at Kansas, Self has won two national championship, 16 regular-season Big 12 titles, which included tying a KU and NCAA-record 13-straight from 2005-17, and eight league tournament championships. He is 299-17 all-time in Allen Fieldhouse. In his first trip to the Final Four in 2008, Self's team won the title. Self is one of 10 active coaches in NCAA Division I to have won a national title.

In Self's 20 seasons at Kansas, he has coached 13 NBA Lottery selections, including Andrew Wiggins and Joel Embiid, the No. 1 and No. 3 overall selections in the 2014 NBA Draft. Wiggins was the second-ever Jayhawk to go No. 1 with the other being Danny Manning in 1988.

A nine-time conference coach of the year, eight of which came at Kansas (2006, 2009, 2011, 2012, 2015, 2016, 2017, 2018), Self has guided his teams to 23-win seasons in 23 of the last 25 seasons dating back to 1998-99. Self's teams have won 20 league crowns in the last 25 years. The other four seasons resulted in three runner-up and one third-place finish.

Kansas' four-straight 30-win seasons from 2009-10 to 2012-13 are tied for the most consecutive 30-win seasons in NCAA history (note: Memphis did it from 2006-09 yet later vacated the 2008 season). Self has guided Kansas to 9 of its 17 overall 30-win seasons.

Enshrined as a first-ballot honoree in the Class of 2017

Naismith Memorial Basketball Hall of Fame, Self became the sixth-fastest head coach in NCAA history to win 700 career games. Kansas' 300 victories under Self in his first 10 seasons were more wins than any other NCAA Division I school in the previous 10 years. With 565 wins at KU in 20 seasons, Self ranks second on the school's coaching list, only trailing Phog Allen's 590.

In 2016, Self was named the Associated Press National Coach of the Year for the second time, also earning the honor in 2009. The 2016 AP honor was one of four Self was recognized for as he was also the national coach of the year by his peers (NABC), USA Today and Bleacher Report. The 2008 Winged Foot Award recipient for winning the national title, Sporting News named Self its National Coach of the Year in 2000, 2009 and 2012. The 2012 Naismith and Adolph Rupp national coach of the year as well, Self is a seven-time finalist for the Naismith honor (2000, 2001, 2002, 2003, 2009, 2012 and 2016). In 2014, Self received the Wayman Tisdale Humanitarian Award by the United States Basketball Writers Association (USBWA) and in September 2015 he received the Mannie Jackson – Basketball's Human Spirit Award at the Naismith Basketball Hall of Fame induction ceremonies for his work with his Assists Foundation.

A member of the NCAA Men's Basketball Rules Committee, the USA Basketball Competition Committee and board member for the National Association of Basketball Coaches, Self has coached several league players of the year (most recently Jalen Wilson '23) and more than 80 all-conference performers, including five All-Big 12 selections in 2023. In addition, Self is one of six coaches in NCAA Division I history to have led three different teams – Tulsa, Illinois and Kansas – to the NCAA Elite Eight, including eight times with KU (2004-07-08-11-12-16-



Head Coach

17-22). The other coaches are: Gene Bartow, John Calipari, Lon Kruger, Rick Pitino and Eddie Sutton.

In the classroom under Self, Kansas has 54 Academic All-Big 12 selections, including 46 first-team honorees. Included are Academic All-Americans Cole Aldrich (2010) and Tyrel Reed (2011) with Aldrich being named the Academic All-American of the Year.

Also while at Kansas, Self has been head coach of two gold medal-winning USA teams. In summer 2018, he guided USA Basketball to a 6-0 record at the 2018 FIBA Americas U18 World Championships in Canada. In summer 2015, he led a KU based team representing the USA to an 8-0 record at the World University Games in South Korea.

Self came to KU from the University of Illinois, where he guided the Fighting Illini to a 78-24 record over three seasons, including two Big Ten regular-season championships, a Big Ten Tournament title and three-straight NCAA Tournament appearances. In Self's first season in Champaign, the Illini advanced to the NCAA Tournament Elite Eight.

Prior to his stint at Illinois, Self coached at Tulsa from 1998 to 2000, where he led the Golden Hurricane to a record of 74-27 in three seasons, including trips to the NCAA Tournament in 1999 and 2000. Tulsa went 32-5 in 2000, setting a school single-season record for victories and advanced to the NCAA Elite Eight.

Self began his head coaching career at Oral Roberts, where he resurrected the program. Before Self took over the reins, ORU had compiled the worst record in the program's history with a 5-22 mark in 1992-93.

Although Self's first ORU team managed just six victories in 1993-94, the win total increased to 10 the following year. In his third season at the helm, Self guided ORU to an 18-9 record. In 1996-97, ORU registered a 21-7 mark and made the school's first postseason tournament appearance since 1983-84, receiving an invitation to the NIT.

Prior to his appointment at ORU, Self spent seven seasons as an assistant coach at Oklahoma State University. He originally joined the Cowboys' staff for the 1986-87 season and spent the next four years working under then-OSU head coach Leonard Hamilton. In the three seasons prior to his arrival at ORU, Self served as an assistant on Eddie Sutton's staff at OSU.

Self spent the 1985-86 season on Larry Brown's coaching staff at Kansas. While Self was at KU, the Jayhawks went 35-4 and advanced to the Final Four in Dallas.

A native of Edmond, Oklahoma, Self played basketball at Oklahoma State where he was a four-year letterwinner from 1982 to 1985. He received his bachelor's degree in business in 1985 and a master's degree in athletic administration in 1989, both from OSU.

He and his wife, Cindy, have two children: daughter, Lauren, who graduated from KU in 2013 and is married to Hayden Browning, and son, Tyler, who played at Kansas from 2013-17. The Self's also have three grandchildren: Ella, Phoebe and Jack.



SELF AS HEAD COACH

Oral Roberts (55-54, .505)

Year	W	L	Pct.	League Finish/Postseason
1993-94	6	21	.222	None
1994-95	10	17	.370	None
1995-96	18	9	.667	None
1996-97	21	7	.750	NIT

Tulsa (74-27, .733)

Year	W	L	Pct.	League Finish/Postseason
1997-98	19	12	.613	(9-5) Third/None
1998-99	23	10	.697	(9-5) T-1st/NCAA 2nd Round
1999-00	32	5	.865	(12-2) 1st/NCAA Elite Eight

Illinois (78-24, .764)

Year	W	L	Pct.	League Finish/Postseason
2000-01	27	8	.771	(13-3) T-1st/NCAA Elite Eight
2001-02	26	9	.743	(11-5) T-1st/NCAA Sweet 16
2002-03	25	7	.714	(11-5) 2nd/NCAA 2nd Round

Kansas (565-132, .811)

Year	W	L	Pct.	League Finish/Postseason
2003-04	24	9	.727	(12-4) 2nd/NCAA Elite Eight
2004-05	23	7	.767	(12-4) T-1st/NCAA 1st Round
2005-06	25	8	.758	(13-3) T-1st/NCAA 1st Round
2006-07	33	5	.868	(14-2) 1st/NCAA Elite Eight
2007-08	37	3	.925	(13-3) T-1st/NCAA CHAMPIONS
2008-09	27	8	.771	(14-2) 1st/NCAA Sweet 16
2009-10	33	3	.917	(15-1) 1st/NCAA 2nd Round
2010-11	35	3	.921	(14-2) 1st/NCAA Elite Eight
2011-12	32	7	.821	(16-2) 1st/NCAA Runner-Up
2012-13	31	6	.839	(14-4) T-1st/NCAA Sweet 16
2013-14	25	10	.714	(14-3) 1st/NCAA 3rd Round
2014-15	27	9	.771	(13-5) 1st/NCAA 3rd Round
2015-16	33	5	.868	(15-3) 1st/NCAA Elite Eight
2016-17	31	5	.861	(16-2) 1st/NCAA Elite Eight
2017-18	16	8	.667	(6-5)
2018-19	26	10	.722	(12-6) 3rd/NCAA 2nd Round
2019-20	28	3	.901	(17-1) 1st
2020-21	21	9	.700	(12-6) 2nd/ NCAA 2nd Round
2021-22	34	6	.850	(14-4) 1st/NCAA CHAMPIONS
2022-23	28	8	.777	(13-5) 1st/NCAA 2nd Round
Totals	772	237	.765	

Self's Career Win-Loss Breakdown

Overall	772-237
At Home	302-17
On Road	177-132
Neutral	163-56
Conference Games	306-84
At Home	179-13
On Road	132-65
Neutral	1-0
Non Conference Games	411-142
At Home	219-27
On Road	44-58
Neutral	162-55
At Kansas	565-132
At Home in Allen Fieldhouse	299-17
At Home in T-Mobile Center (since 2007-08)	11-3
On Road	134-70
Neutral	121-42
Conference Regular Season Titles	20
(1999, 2000, 01, 02, 05, 06, 07, 08, 09, 10, 11, 12, 13, 14, 15, 16, 17, 20, 22, 23)	
Conference Postseason Tournament Championships	9
(Illinois: 03; Kansas: 06, 07, 08, 10, 11, 13, 16, 22)	
In Conference Tournament (at Kansas)	44-14 (35-9)
In NCAA Tournament (at Kansas)	52-22 (42-17)
In Postseason Play (at Kansas)	96-36 (77-26)
In Overtime (at Kansas)	31-14 (26-10)

Note - Oral Roberts was independent during Self's tenure so all games played at ORU were non-conference.



BILL SELF NOTABLES

- Two NCAA Championships, three Final Four Appearances, 12 Sweet 16 Appearances, seven Elite Eight Appearances.
- Twenty Conference Regular-Season Championships (2 at Tulsa; 2 at Illinois; 16 at Kansas).
- Nine Conference Tournament Championships (1 at Illinois; 8 at Kansas).
- One of six coaches in NCAA history to advance three different schools to the NCAA Tournament Elite Eight.
- 13-Straight Big 12 Conference regular-season titles (2005-17), tying an NCAA record.
- KU has won 16 of the Big 12's 27 regular-season titles under Self.
- Ten 30-win seasons, which is tied for third most in NCAA Division I history (tied for most amongst active head coaches).
- 299-17 record in Allen Fieldhouse; has seven undefeated seasons in Allen Fieldhouse.
- Class of 2017 for the Naismith Memorial Basketball Hall of Fame.
- Winged Foot Award – 2008 and 2022
- Wooden Award Legends of Coaching – 2013
- V Foundation Dick Vitale Gala Honoree – 2013
- Oklahoma Sports Hall of Fame – 2013
- Wayman Tisdale Humanitarian Award (USBWA) – 2014
- Mannie Jackson – Basketball's Human Spirit Award (Naismith Basketball Hall of Fame) – 2015
- National Coach of the Year – 2000, 2009, 2012, 2016
- Naismith Coach of the Year Finalist (Atlanta Tipoff Club) – 2000, 2001, 2002, 2003, 2009, 2012, 2016, 2017
- Conference Coach of the Year (9) – 2000, 2006, 2009, 2011, 2012, 2015, 2016, 2017, 2018
- Has coached over 80 all-conference performers while at Kansas
- 10 conference players of the year, eight Big 12 Defensive Players of the Years, three Big 12 Freshman(s) of the Year, one Big 12 Sixth Man of the Year, two Big 12 Newcomers of the Year, three Big 12 Scholar-Athletes of the Year and two Big 12 Most Improved Player.
- Has coached 19 Consensus All-Americans (first or second team), three national players of the year and three national defensive players of the year.
- Under Self, Kansas has had 54 Academic All-Big 12 honorees, including Academic All-Americans Cole Aldrich and Tyrel Reed. Aldrich was the 2010 Academic All-American of the Year.
- Original member of the NCAA Men's Basketball Oversight Committee.
- Member of the USA Basketball Competition Committee.
- Board member of the National Association of Basketball Coaches (NABC) and was president in 2017-18.
- Ninth-fastest coach to reach 600 career wins in NCAA Division I.
- His 654 wins in his first 25 seasons rank second most in NCAA history for coaches in their first 25 seasons.
- Also in his first 25 seasons, Self's 76.5 winning percentage (654-201) is fifth best in NCAA history for coaches in their first 25 seasons.
- Self has had 20 NBA Draft first-round selections, including the overall No. 1 draftee, Andrew Wiggins, in 2014.

FIRST-ROUND DRAFT PICKS

PLAYERS BILL SELF COACHED SELECTED IN THE FIRST ROUND OF THE NBA DRAFT

	2002	
Frank Williams*	Denver Nuggets
	2003	
Brian Cook*	Los Angeles Lakers
	2005	
Luther Head*	Houston Rockets
Wayne Simien	Denver Nuggets
Deron Williams*	Denver Nuggets
	2007	
Julian Wright	New Orleans Hornets
	2008	
Darrell Arthur	Memphis Grizzlies
Brandon Rush	Indiana Pacers
	2010	
Cole Aldrich	Oklahoma City Thunder
Xavier Henry	Memphis Grizzlies
	2011	
Marcus Morris	Houston Rockets
Markieff Morris	Phoenix Suns
	2012	
Thomas Robinson	Sacramento Kings
	2013	
Ben McLemore	Sacramento Kings
	2014	
Andrew Wiggins	Cleveland Cavaliers
Joel Embiid	Philadelphia 76ers
	2015	
Kelly Oubre Jr.	Atlanta Hawks
	2017	
Josh Jackson	Phoenix Suns
	2020	
Udoka Azubuike	Utah Jazz
	2022	
Ochai Agbaji	Cleveland Cavaliers
Christian Braun	Denver Nuggets
	2023	
Grady Dick	Toronto Raptors

*Played for Self at Illinois



Bill Self

Self vs. Opponents (All-Time)

Air Force.....	1-1	Georgia State.....	1-0	New Mexico.....	1-1	Syracuse.....	1-1
Alaska-Fairbanks.....	1-0	Georgia Tech.....	3-1	New Mexico State.....	3-0	Tarleton State.....	1-0
Albany.....	1-0	Gonzaga.....	1-2	New Orleans.....	1-0	TCU.....	28-8
Alcorn State.....	3-0	Hampton.....	2-0	Niagara.....	1-0	Temple.....	4-1
American.....	1-0	Harvard.....	2-0	North Carolina.....	5-1	Tennessee.....	5-3
Appalachian State.....	1-0	Hawaii.....	3-1	North Carolina State.....	2-0	Tennessee-Martin.....	1-1
Arizona.....	3-5	Hofstra.....	1-0	North Dakota.....	1-0	Tennessee State.....	2-0
Arizona State.....	0-2	Holy Cross.....	1-0	North Dakota State.....	3-0	Tennessee Tech.....	5-2
Arkansas.....	3-3	Houston.....	0-1	North Texas.....	4-0	Texas.....	26-14
Arkansas-Pine Bluff.....	2-0	Howard.....	2-0	Northeastern.....	1-0	Texas A&M.....	12-3
Auburn.....	0-1	Huston-Tillotson.....	2-0	Northern Colorado.....	1-0	Texas A&M-CC.....	2-0
Austin Peay.....	1-0	Illinois.....	1-0	Northeast Louisiana.....	2-0	Texas Arlington.....	1-0
Ball State.....	1-0	Illinois-Chicago.....	3-1	Northeastern Illinois.....	1-1	Texas-San Antonio.....	4-0
Baptist Christian.....	1-0	Illinois State.....	1-0	Northern Arizona.....	4-0	Texas Southern.....	4-0
Baylor.....	27-9	Indiana.....	5-4	Northern Colorado.....	1-0	Texas State.....	2-1
Belmont.....	2-0	Indiana State.....	1-1	Northern Iowa.....	1-2	Texas Tech.....	30-9
Binghamton.....	1-0	Iona.....	2-0	Northwestern.....	4-0	Toledo.....	3-0
Boston.....	1-0	Iowa.....	2-2	Northwestern State.....	2-0	Towson.....	3-0
Boston College.....	3-0	Iowa State.....	34-11	Notre Dame.....	0-2	Tulane.....	1-0
Bradley.....	0-1	Jackson State.....	2-0	Oakland.....	3-0	Tulsa.....	1-3
Brigham Young.....	3-1	John Brown.....	1-0	Ohio.....	2-0	UAB.....	3-1
Bucknell.....	0-1	Kansas.....	1-1	Ohio State.....	6-3	UCLA.....	4-1
California.....	3-0	Kansas City.....	7-1	Oklahoma.....	26-8	UC Davis.....	1-0
Cal Poly.....	1-1	Kansas State.....	37-7	Oklahoma State.....	26-14	UC Irvine.....	1-0
Cal Santa Barbara.....	1-0	Kent State.....	2-0	Omaha.....	3-0	UC Santa Barbara.....	1-0
Cal St. Northridge.....	2-0	Kentucky.....	8-6	Oral Roberts.....	2-2	UNLV.....	5-2
Cal St. Sacramento.....	2-0	Lafayette.....	1-0	Oregon.....	1-1	UNC Asheville.....	1-0
Centenary.....	1-0	La Salle.....	1-0	Oregon State.....	3-0	UNCG.....	1-0
Central Arkansas.....	1-0	Lehigh.....	2-0	Pacific.....	2-0	USC.....	4-1
Chaminade.....	3-0	Lindenwood.....	1-0	Penn State.....	3-1	Utah.....	1-1
Charlotte.....	2-0	Long Beach State.....	2-0	Pennsylvania.....	1-0	UTEP.....	5-0
Chattanooga.....	2-0	Longwood.....	1-0	Pepperdine.....	1-1	Valparaiso.....	2-1
Cincinnati.....	1-0	Louisiana-Lafayette.....	2-0	Portland State.....	1-0	Vanderbilt.....	1-0
Cleveland State.....	1-1	Louisiana-Monroe.....	2-0	Providence.....	1-0	VCU.....	0-1
College of Charleston.....	1-0	Loyola-Chicago.....	1-0	Purdue.....	6-2	Vermont.....	3-0
Colorado.....	19-1	Loyola (Md.).....	2-0	Radford.....	1-0	Villanova.....	5-5
Colorado State.....	2-1	Loyola Marymount.....	1-0	Rhode Island.....	3-0	Wake Forest.....	1-0
Connecticut.....	1-0	LSU.....	0-1	Rider.....	1-0	Washburn.....	2-0
Coppin State.....	2-0	Maine.....	1-0	Rice.....	6-3	Washington.....	1-1
Cornell.....	1-0	Marquette.....	2-0	Richmond.....	2-1	Washington State.....	1-1
Creighton.....	4-3	Marshall.....	1-0	Rockhurst.....	1-0	West Virginia.....	19-6
Dartmouth.....	1-0	Maryland.....	2-1	Saint Louis.....	1-0	Western Illinois.....	3-0
Davidson.....	2-1	Massachusetts.....	0-1	Saint Joseph's.....	4-1	Western Kentucky.....	2-2
Dayton.....	2-1	Memphis.....	3-1	Sam Houston State.....	2-1	Wichita State.....	2-2
Delaware State.....	1-0	Miami.....	2-0	San Diego State.....	4-1	Winston-Salem State.....	1-0
DePaul.....	1-1	Miami (Ohio).....	2-0	San Jose State.....	5-0	Wisconsin.....	4-2
Detroit.....	2-0	Michigan.....	8-1	Seton Hall.....	3-0	Wisconsin-Milwaukee.....	2-0
Duke.....	3-4	Michigan State.....	8-7	Siena.....	2-0	Wofford.....	1-0
Duquesne.....	1-0	Middle Tennessee.....	0-2	SMU.....	6-2	Wyoming.....	1-1
East Tennessee State.....	1-0	Milwaukee.....	1-0	South Carolina.....	2-0	Yale.....	2-0
Eastern Illinois.....	2-2	Minnesota.....	7-0	South Dakota.....	1-0		
Eastern Kentucky.....	1-0	Mississippi.....	0-2	South Dakota State.....	1-0		
Eastern Michigan.....	1-0	Mississippi Valley.....	1-1	South Florida.....	1-0		
Eastern Washington.....	2-0	Missouri.....	20-4	SE Missouri State.....	2-0		
Florida.....	2-1	Missouri State.....	2-0	Southern Illinois.....	2-4		
Florida Atlantic.....	2-0	Monmouth.....	1-0	Southern Mississippi.....	1-0		
Florida Gulf Coast.....	1-0	Montana.....	3-0	Southern Utah.....	6-0		
Fresno State.....	2-4	Montevallo.....	1-0	South Dakota.....	1-0		
Georgetown.....	3-0	Morgan State.....	1-0	St. John's.....	1-0		
George Mason.....	1-0	Nebraska.....	23-1	Stanford.....	4-2		
Georgia.....	1-0	Nevada.....	2-2	Stephen F. Austin.....	3-1		
				Stony Brook.....	1-0		

Kurtis Townsend



KURTIS TOWNSEND
ASSISTANT COACH

EXPERIENCE

20TH AT KANSAS

ALMA MATER

W. KENTUCKY, '82

WIFE

LINDA

CHILDREN

TANIKA

MARQUES

KEISHA

KALIYAH

MYKA

HISTORY

MIAMI (FLA.)

USC

MICHIGAN

EASTERN KENTUCKY

CALIFORNIA

WILLOW GLEN HS

LEIGH HS

DEL MAR HS

LELAND HS

Kurtis Townsend joined the Kansas staff in the summer of 2004 and at 19 seasons, he is the longest tenured assistant coach in Kansas men's basketball history. Since his arrival in Lawrence, Townsend has been a part of the KU program which has won two national championships, reached three NCAA Tournament title games, three Final Fours, seven NCAA Tournament Elite Eights and nine NCAA Sweet 16s. KU has won an NCAA record-tying 13-consecutive Big 12 regular-season titles (2005-17), 16 overall, and eight conference tournament crowns with Townsend on the sidelines. Also while at Kansas, Townsend has coached 13 NBA Draft Lottery selections, over 30 overall NBA draftees and 64 All-Big 12 Jayhawks.

Recognized as a top assistant by many national organizations, Townsend played a major role in recruiting KU's NBA draftees Josh Jackson, Andrew Wiggins, Ben McLemore, Brandon Rush, Darrell Arthur, Julian Wright, Josh Selby and 2010 Consensus All-America First Team selection Sherron Collins. He also was instrumental in bringing 2017 National Player of the Year, Frank Mason III, to KU as well as 2018 Consensus All-America First Team selection Devonte' Graham.

Townsend joined the Jayhawk staff after serving as an assistant under Perry Clark at the University of Miami for one season. He also served as an assistant at Southern California, Michigan, California and Eastern Kentucky.

Prior to Miami, Townsend spent two seasons at USC helping guide the Trojans to two Pac-10 Tournament championship games. In 2001-02, his first season with the Trojans, USC finished 22-10, earning an at-large bid to the NCAA Tournament and finishing the season ranked 18th in the nation by the Associated Press.

Before USC, Townsend spent three seasons at Michigan helping lead the Wolverines to the NIT in 2000. He was also an assistant at Eastern Kentucky in 1997-98 following four seasons at California (1993-97), where he helped coach the Golden Bears to three NCAA Tournament appearances (1994, 1996, 1997),

including a trip to the Sweet 16 in 1997.

Townsend has coached numerous NBA players including KU's contingent from the last 19 seasons: Wayne Simien, Julian Wright, Mario Chalmers, Brandon Rush, Darrell Arthur, Darnell Jackson, Sasha Kaun, Xavier Henry, Marcus Morris, Markieff Morris, Josh Selby, Cole Aldrich, Thomas Robinson, Tyshawn Taylor, Ben McLemore, Jeff Withey, Andrew Wiggins, Joel Embiid, Tarik Black, Kelly Oubre Jr., Cliff Alexander, Cheick Diallo, Josh Jackson, Wayne Selden Jr., Frank Mason III, Sviatoslav Mykhailiuk, Devonte' Graham, Marcus Garrett, Udoka Azubuike, Devon Dotson, Ochai Agbaji, Christian Braun, Gradey Dick and Jalen Wilson. Additionally, he has mentored Jason Kidd, Lamond Murray, Tremaine Fowlkes, Shareef Abdur-Rahim, Ed Gray, Sean Marks, Michael Stewart, Jamal Crawford, Lou Bullock, Sam Clancy and Guillermo Diaz. While at Cal, he also coached former NFL player Tony Gonzalez.

Townsend began his coaching career at the high school level in his hometown of San Jose, California, having served as an assistant coach at Leland (1984-87) and Del Mar (1987-89). He then became head coach at Leigh (1989-91) where his teams won two league titles and later advanced to the state championship. From there, Townsend was head coach at Willow Glen High School (1991-93) where his team made it to the sectional finals two-straight years.

Townsend played point guard at Western Kentucky for two seasons (1978-80), helping the Hilltoppers to the 1980 Ohio Valley Conference title and an NCAA Tournament bid. He spent the 1981 season in the CBA for the Montana Golden Nuggets and earned a bachelor's degree in recreation from Western Kentucky in 1982.

Prior to transferring to Western Kentucky, Townsend played two seasons at Menlo (California) Junior College where he earned first-team all-state and All-America honorable mention honors in 1978.

Townsend is married to the former Linda Woodson. He has five children: Tanika, Marques, Keisha, Kaliyah and Myka.



Norm Roberts



NORM ROBERTS
ASSISTANT COACH

EXPERIENCE

13TH AT KANSAS

ALMA MATER

QUEENS COLLEGE, '87

WIFE

PASCALÉ

CHILDREN

NIKO

JUSTIN

HISTORY

KANSAS

FLORIDA

ST. JOHN'S (HC)

KANSAS

ILLINOIS

TULSA

ORAL ROBERTS

QUEENS COLLEGE

ARCHBISHOP MOLLOY HS

Norm Roberts enters his 13th season on the Kansas sidelines after rejoining Bill Self's staff in June 2012. Roberts was on Self's first KU staff in 2003-04 and returned prior to the 2012-13 season.

In his time at Kansas, the Jayhawks have won seven Big 12 regular-season titles, three Big 12 Tournament championships and have advanced to the NCAA Tournament Sweet 16 five times, the Elite Eight four times and the Final Four once, which was the same year as the 2022 NCAA National Championship title. Following the 2022-23 season, Roberts was named one of six inductees into the A STEP UP Assistant Coaches Hall of Fame

While on the KU sidelines, Roberts has coached seven NBA Lottery selections in Josh Jackson, Andrew Wiggins, Ben McLemore, Joel Embiid, Kelly Oubre Jr., Ochai Agbaji and Grady Dick. Additionally, Roberts has seen more than 30 Jayhawks go on to compete professionally, be it in the NBA, the G-League or overseas.

In Roberts' stint at KU, 51 KU student-athletes have been named to All-Big 12 teams, including five Big 12 Players of the Year, four Big 12 Defensive Players of the Year, two Big 12 Freshman of the Year, two Big 12 Newcomers of the Year and a Big 12 Most Improved Player. The conference players of the year were 2017 Consensus National Player of the Year Frank Mason III, Consensus All-America selections Devonte' Graham in 2018, Udoka Azubuike in 2020, Ochai Agbaji in 2022 and Consensus All-America selection Jalen Wilson in 2023. Additionally, Marcus Garrett was the national defensive player of the year in 2020.

Roberts returned to Kansas after serving the 2011-12 season as an assistant coach at the University of Florida, where the Gators advanced to the Elite Eight of the 2012 NCAA Tournament.

Roberts is no stranger to Kansas or Self. He spent nine seasons on Self's staffs at KU in 2003-04 as associate head coach; three years at Illinois (2000-03), including serving as associate head coach in 2002-03; three seasons at Tulsa (1997-2000) and two years at Oral Roberts (1995-97).

Prior to his year in Gainesville, Roberts spent six seasons as the head coach at St. John's in New York, where the Queens, New York, native took over the Red

Storm in 2004.

In his first season, the Red Storm showed that despite coming off several losing seasons they could compete at a high level with a pair of top-25 victories over No. 17 North Carolina State and No. 21 Pittsburgh while claiming the championship at the 2004 Holiday Festival at Madison Square Garden. St. John's also defeated long-time rival Georgetown that year.

Roberts' second season, 2005-06, St. John's improved its overall and conference record and claimed the Holiday Festival championship for a second-consecutive year. The team also scored its first top-10 win under Roberts, defeating No. 9 Pittsburgh, 55-50, on Jan. 21 just four days after another top-25 win against No. 17/15 Louisville, 68-56.

In 2008-09, St. John's scored its biggest victory of Roberts' tenure, knocking off No. 7 Notre Dame and added a pair of wins over Georgetown, including a first-round matchup in the Big East Tournament. In his final season with the program, Roberts led St. John's past UConn in the Big East Tournament and earned a postseason berth in the NIT.

A 1987 graduate of Queens College with a bachelor's degree in health and physical education, Roberts is the school's third all-time leading scorer with 1,719 points. He also is the career leader in steals (253) and is second in assists (460), and had his number (15) retired by his alma mater in 1993.

Roberts' first job out of college was under legendary high school coach Jack Curran at Archbishop Molloy High School in Queens, where he spent three years as the head freshman coach and an assistant on the varsity squad. While at Archbishop Molloy, he had the opportunity to coach many noted New York players, highlighted by the 1991 No. 2 overall NBA draft pick Kenny Anderson.

He and his wife Pascale have two sons, Nicholas (Niko), who was a four-year letterwinner at Kansas from 2011-14 and graduated from KU in spring 2014, and Justin, who played collegiate basketball at Toledo and at Niagara. Niko is the associate commissioner for men's and women's basketball at the Mountain West Conference. Justin works in Development with Kansas Athletics.



Jeremy Case

Jeremy Case was named assistant coach in August 2021 after the former Kansas guard rejoined the KU staff as video coordinator in August 2016. Case served as assistant coach in the interim role from April 2021 until August 2021.

With Case on staff, Kansas has won one NCAA National Championship in 2022, four Big 12 regular-season championships and one Big 12 Tournament title. Additionally, KU has advanced to three NCAA Tournament Sweet 16s, two NCAA Elite Eights and one Final Four during Case's staff tenure.

In addition to the team accomplishments, during Case's stint on the staff, Kansas has produced seven Consensus All-America selections, 31 All-Big 12 honorees, five Big 12 Players of the Year (Frank Mason in 2017, Devonte' Graham in 2018, Udoka Azubuike in 2020, Ochai Agbaji in 2022 and Jalen Wilson in 2023), three Big 12 Defensive Players of the Year (Cole Aldrich in 2009, Marcus Garrett in 2020 and Dajuan Harris Jr. in 2023), two Big 12 Newcomers of the Year (Malik Newman in 2018 and Dedric Lawson in 2019) and Big 12 Most Improved Player (KJ Adams Jr. in 2023). Mason was the national player of the year in 2017 and Garrett was the national defensive player of the year in 2020.

With Case on the KU staff, nine Jayhawks have been selected in the NBA Draft and more than 20 players have played professionally either in the NBA, the G-League or overseas.

Case came to KU after four seasons as an assistant coach at Houston Baptist University. While at HBU, under longtime Huskies' head coach Ron Cottrell, Case was part of the Huskies' transition from the Great West Conference to the Southland Conference in 2013-14. After finishing 6-25 in 2013-14 and 14th in the Southland, the Huskies improved every year going 12-16 and tying for eighth in 2014-15 and 17-17 and fifth in the 2015-16.

Case was a member of Kansas' 2008 NCAA National Championship team and after graduation was on the KU staff while taking graduate courses at KU for the 2008-09 season. From there, Case was an assistant coach at Southeast Missouri State for three years before Houston Baptist. While at Southeast Missouri State, the Redhawks increased their win total every season with Case on staff, more than doubling the win total from his first year to his third.

A native of McAlester, Oklahoma, Case played in 94 games while at Kansas and won four Big 12 regular-season and three Big 12 postseason tournament championships. Including the 2008 title, Case was part of three NCAA Elite Eight teams while playing at KU.

A redshirt in 2004-05, Case earned his bachelor's degree in communications in 2007 and was a two-time Academic All-Big 12 First Team honoree in 2006 and 2008.

Case's father, Win, is an assistant men's basketball coach at Mississippi and was a college teammate of KU head coach Bill Self at Oklahoma State. Case's mother, Rita Newton, played college basketball at Seminole (Oklahoma) Junior College.

Case is married to the former Lauren Jackson, who played soccer at KU from 2007-10. Case has a son, Malachi.



JEREMY CASE
ASSISTANT COACH

EXPERIENCE

EIGHTH AT KANSAS

ALMA MATER

KANSAS, '07

CHILDREN

MALACHI

HISTORY

KANSAS

SOUTHEAST MISSOURI

HOUSTON BAPTIST



Support Staff



FRED QUARTLEBAUM
DIRECTOR OF OPERATIONS

EXPERIENCE

11TH AT KANSAS

ALMA MATER

FORDHAM, '89

WIFE

CHRISTY

CHILDREN

TREY AND MAYSON

Fred Quartlebaum, "Coach Q", a veteran college basketball coach with close to 30 years of experience, joined the Kansas men's basketball staff as Director of Student-Athlete Development in June 2013 and moved to Director of Basketball Operations role in 2020. In this role, Coach Q takes pride in ensuring efficient logistical operations of the team and developing players for lifelong success on and off the court. In Nov. 2021, Quartlebaum was recognized as "50 Notable Division I Support Staff" in college basketball by Silver Waves Media.

Quartlebaum serves on the University of Kansas' Diversity, Equity and Inclusion Leadership Committee, Strategic Planning sub-committee for Culture Building, Leadership and Integrity and leads social justice initiatives to empower and educate the men's basketball program. Quartlebaum also serves on Team IMPACT's Athletic Advisory Board to assist in partnership structure and spread awareness about Team IMPACT's programs with schools and conferences throughout the country. He believes the power of sport can unite, inspire, and change the world.

Entering his 11th season at KU, Quartlebaum has been part of seven Big 12 regular-season championships, two Big 12 Tournament titles, five in-season tournament titles, three NCAA Tournament Elite Eights and the coveted NCAA National Championship in 2022. Additionally, Quartlebaum has seen 20 Jayhawks move onto the NBA, including lottery selection Grady Dick and fellow draftee Jalen Wilson in the 2023 NBA Draft.

In the summer of 2015, Quartlebaum was an assistant coach who guided the USA National Team, made up mainly of University of Kansas student-athletes and KU coaches and staff, to the gold medal at the World University Games in Gwangju, Korea, by posting an 8-0 record. The medal was USA's first in three World University Games and the first gold, 14th overall, for the Americans since 2005.

Quartlebaum has a long resume of basketball coaching experience. Prior to KU, Quartlebaum spent 20 years as an assistant coach recruiting and developing student athletes at the US Naval Academy, Towson, Holy Cross, Fairfield, Notre Dame, North Carolina, Iowa State, and six seasons as an assistant coach at St. John's under current KU assistant coach Norm Roberts. While at Holy Cross he was the head coach for four games and picked up his first victory against Drake in the Lobo Invitational in December of 1997. He accompanied Matt Doherty from Notre Dame to North Carolina (2000-03) where he played a part in recruiting four McDonald's All-Americans who eventually would win an NCAA title in 2005. While at St. John's, Quartlebaum attended the Black Coaches Association's (BCA) "Achieving Coaching Excellence" (ACE) program and was named to the NCAA Men's Basketball Ethics Coalition.

In August 2021 Quartlebaum fulfilled a lifelong goal, co-authoring "The Positivity Tribe in the Locker Room" which highlights a team's journey through adversity to success by building a positive team culture, focusing on the details of small wins that lead to huge victories.

Quartlebaum played college basketball at Fordham where he was a four-year letterwinner from 1985-89. He helped the Rams to an NIT appearance in 1988 and was co-captain his senior season.

A native of the Bronx & Dobbs Ferry, NY, Coach Q played high school basketball at Stepinac High School in White Plains, NY. Quartlebaum and his wife, Christy, have two sons, Trey, and Mayson. Trey is a senior men's basketball player at St. Francis College in Brooklyn, NY and Mayson is a junior men's basketball player at University of Missouri- St. Louis.





BRENNAN BECHARD
DIRECTOR OF SCOUTING

EXPERIENCE 13TH AT KANSAS

ALMA MATER KANSAS, '09

WIFE DANIELLE

CHILDREN LUCY

MACK

BO

Brennan Bechard is in his 13th season with Kansas men’s basketball and is the director of scouting. He served as the director of basketball operations from 2013 until 2019. Bechard joined the Kansas basketball staff as a graduate student manager in August 2009 and was named assistant director of basketball operations in summer 2011.

As a staff member, Bechard has been a part of nine Big 12 regular-season championships, five Big 12 Tournament titles, seven NCAA Tournament Sweet 16s, five Elite Eights, two Final Fours and one NCAA National Championship.

An invited walk-on who lettered three seasons at KU from 2007-09, Bechard saw action in 35 games and started his final home game in Allen Fieldhouse against Texas. The guard appeared in five postseason contests for KU.

In his three seasons at KU as a player, Bechard earned three championship rings. He was a member of the 2008 NCAA National Championship team, three Big 12 regular-season title squads and two Big 12 Championship title teams. Additionally, Kansas advanced to two NCAA Elite Eights (2007, 2008), three Sweet 16s and one Final Four with Bechard wearing the Crimson and Blue.

Bechard came to Kansas from Barton County Community College where he played for the 2005-06 season.

A native of Lawrence, Kansas, Bechard graduated from KU in spring 2009 with a degree in sport management. He was named to the Athletics Director’s and Big 12 Commissioner’s honor rolls his sophomore year.

Bechard is married to the former Danielle Hayes and they have a daughter, Lucy, and two sons, Mack and Bo. Bechard’s father, Ray, is the head volleyball coach at Kansas and his sister, Ashley, was a four-year volleyball letterwinner at KU from 2001-04.



Support Staff



BRADY MORNINGSTAR
VIDEO COORDINATOR

EXPERIENCE

3RD AT KANSAS

ALMA MATER

KANSAS, '10

HISTORY

KANSAS

KCKCC

Former Kansas guard and national champion Brady Morningstar joined the Jayhawks staff as video coordinator in August 2021.

Morningstar came to Kansas from Kansas City Kansas Community College where he was an assistant coach for two seasons under head coach Brandon Burgette. In 2019-20, KCKCC won the regular-season conference title and the regional title before pandemic ended the year. Prior to KCKCC, Morningstar spent time at Texas Wesleyan in Fort Worth, Texas, where he was an assistant coach for two seasons under head coach Brennen Shingleton. In 2018, Wesleyan advanced to the NAIA Tournament in Kansas City, Missouri, after winning the regular-season conference title.

Morningstar graduated from Kansas in 2010 after spending five seasons with the Jayhawks. He was a part of KU's 2008 National Championship team, while also helping the Jayhawks to three NCAA Elite Eights, four NCAA Sweet 16's, five Big 12 regular-season titles, and four Big 12 Tournament championships.

During his time at Kansas, he played in 116 games and made 68 starts. He was an All-Big 12 Honorable Mention selection and was named to the Big 12 All-Defensive Team his senior season. He also received numerous academic honors, including Academic All-Big 12 Second Team and multiple appearances on the Athletic Director's and Big 12 Commissioner's honor rolls.

Following his career at Kansas, Morningstar played two seasons in the NBA G League, spending time with the Tulsa 66ers (Oklahoma City Thunder) and Canton Chargers (Cleveland Cavaliers). He then played several seasons overseas in Finland, Germany and Argentina, before beginning his coaching career.

Morningstar is the son of Roger Morningstar who played on KU's Big Eight Conference regular-season title teams in 1973-74 and 1974-75. The 1974 Jayhawks advanced to the Final Four. Brady's two sisters, Jamie and Linsey, played volleyball at Kansas.



Support Staff



JOE DOOLEY
DIRECTOR OF
STUDENT-ATHLETE DEVELOPMENT

EXPERIENCE	11TH AT KANSAS
ALMA MATER	GEORGE WASHINGTON '88
HISTORY	KANSAS
	EAST CAROLINA (HC)
	FLORIDA GULF COAST (HC)
	WYOMING
	NEW MEXICO
	SOUTH CAROLINA
WIFE	TANYA

Dooley was an assistant coach for Self at Kansas from 2003-04 to 2012-13 where he helped guide KU to nine-consecutive Big 12 regular-season titles and six Big 12 Tournament championships. In his 10 seasons on the KU sidelines the Jayhawks advanced to 10 NCAA Tournaments, including seven Sweet 16s, five Elite Eights, two Final Fours and one NCAA title in 2008.

Dooley comes back to Kansas after four seasons as head coach at East Carolina from 2018-19 to 2021-22. Following his first KU stint, Dooley went to Florida Gulf Coast for five seasons from 2013-14 to 2017-18, where he guided the Eagles to three Atlantic Sun Conference titles, five postseason appearances, including the 2016 and 2017 NCAA Tournaments. Dooley amassed a 114-58 record at FGCU. In 13 seasons as a head coach, Dooley is a combined 215-177, which includes four seasons at East Carolina from 1995-96 to 1998-99.

Prior to coming to KU in 2003-04, Dooley was at Wyoming, where he served one season as an assistant coach for the Cowboys in 2002-03. Before Wyoming, Dooley was on the coaching staff at New Mexico from 1999-2002. He was the primary recruiter for the Lobos and also was involved in scouting and scheduling.

Before joining New Mexico, Dooley was the head coach at East Carolina for four seasons from 1995-96 to 1998-99. In his first stint at ECU, Dooley led the Pirates to a 57-52 record.

Dooley served as an assistant coach at ECU for four seasons from 1991-92 through the 1994-95 campaign before taking over as head coach in 1995-96. His first college coaching position was at South Carolina, where he was an assistant coach for three seasons from 1988-89 to 1990-91.

A native of West Orange, New Jersey, Dooley is a 1988 graduate of George Washington in Washington, D.C., where he completed his bachelor's degree in speech communications. A four-year letterwinner in basketball at George Washington, he started his last two seasons and was elected a team captain as a senior.



Support Staff



DR. RAMSEY NIJEM
SPORT PERFORMANCE

EXPERIENCE

FIFTH AT KANSAS

ALMA MATER

UC SANTA BARBARA '12

Dr. Ramsey Nijem, Sc.D, was named Men's Basketball Director of Sport Performance in September of 2019.

Nijem (pronounced Nigh-jum) came to Kansas after working the previous five years with the Sacramento Kings of the NBA where he managed all aspects of sport performance.


Nijem was the NBA's youngest head strength and conditioning coach. He spent the last three years as the team's head strength and conditioning coach. In that role, Nijem directed strength and conditioning, sport science and nutrition with the objective of supporting athlete health, wellness and performance.

The San Francisco Bay area native spent two seasons as the Kings' assistant strength and conditioning coach prior to being named head strength and conditioning coach.

Before joining the Kings, Nijem was the head strength and conditioning coach at Santa Barbara City College and prior to that, he worked as an assistant strength and conditioning coach at UC Santa Barbara.

Nijem earned his doctorate of science in human and sport performance from Rocky Mountain University Health Professions in 2018. He attained his masters of science sport performance degree from Cal State Fullerton in 2013 and his bachelors of arts communication, exercise and health sciences degree from UC Santa Barbara in 2012.

Nijem is certified by the National Strength and Conditioning Associate as a Registered Strength and Conditioning Coach and Strength and Conditioning Specialist (CSCS). He is also certified as a USA Weightlifting Performance Coach by USAW and is a Precision Nutrition Coach. Nijem has published research in top scientific journals in strength and conditioning.





DOC SADLER
SENIOR ADVISOR

EXPERIENCE

SECOND AT KANSAS

ALMA MATER

ARKANSAS, '82

HISTORY

KANSAS

OKLAHOMA

NEBRASKA (HC)

SOUTHERN MISS. (HC)

UTEP

ARKANSAS FORT SMITH

IOWA STATE

LAMAR

HOUSTON

CHICAGO STATE

TEXAS TECH

ARIZONA STATE

Sadler joins Kansas after being on the staff at Oklahoma for the 2022-23 season where he was a special advisor to the head coach. Sadler served as director of basketball operations at Kansas for the 2012-13 season.

A 40-year college coaching veteran and former 18-year head coach, prior to OU, Sadler spent three years on staff at Nebraska (2019-22). He last served as head coach from 2014-19 at Southern Miss after spending six seasons as head coach at Nebraska (2006-12). He was also head coach at UTEP from 2004-06 and Arkansas-Fort Smith from 1998-03.

A Greenwood, Arkansas, product, Sadler compiled 210-plus Division I victories and reached the postseason six times, including the 2005 NCAA Tournament with UTEP and a trio of NIT appearances with the Huskers (2008, 2009 and 2011). Sadler returned to Nebraska as the special assistant to the head coach and was elevated to assistant coach for the 2020-21 season.

In his five-year stint at Southern Miss, the Golden Eagles win total improved each season. Sadler took over a program that had a two-year postseason ban, scholarship reductions and other inherited sanctions and led Southern Miss to back-to-back Conference USA Tournament semifinal appearances in 2018 and 2019. In his final season in Hattiesburg, Miss., USM won 20 games and finished as C-USA runner-up.

Prior to his time at Southern Miss, Sadler served one season as an assistant coach for Fred Hoiberg at Iowa State in 2013-14. The Cyclones finished with a 28-8 record, won the Big 12 Tournament title and advanced to the Sweet 16.

Sadler guided the Huskers for six seasons from 2006-12, earning 101 victories and three postseason appearances. Nebraska led the Big 12 in scoring defense three times during his tenure and posted nine wins over ranked opponents. In 2010-11, the Huskers finished in the top 20 nationally in scoring and field-goal percentage defense.

In his two seasons at UTEP as head coach, Sadler compiled an impressive 48-18 (.727) record. The Miners registered 27 victories in his first season at the helm and earned a berth in the NCAA Tournament. At the time, it was the ninth-best win total by a first-year head coach in NCAA history. Sadler recorded 21 wins in his final season in El Paso and led the Miners to the NIT.

Sadler spent six seasons at Arkansas-Fort Smith, serving the last five as head coach. He compiled a 120-39 record and led the Lions to three NJCAA appearances.

Sadler earned his bachelor's degree in physical education from Arkansas in 1982 and served as a four-year student manager for the Razorbacks under head coach Eddie Sutton.

Following his graduation, he served as an assistant coach for three seasons (1982-85).

After seven years at Arkansas, Sadler made assistant coaching stops at Lamar (1985-86), Houston (1986), Chicago State (1987-88), Arkansas – Fort Smith (1988-91, 1997-98), Texas Tech (1991-94), Arizona State (1994-97), UTEP (2003-04), Iowa State (2013-14) and Nebraska (2019-22).

Managers

THOMAS BOARDMAN
MANAGER

CARTER BOLTON
MANAGER

ANDREW KORTA
MANAGER

KANSAS EVANS
MANAGER

CARSON LINNENS
MANAGER

JACK DEPPERSCHMIDT
MANAGER

ABBY PATTERSON
MANAGER

JAYSON MBURU
MANAGER

JACK SIKES
MANAGER



Support Staff

COACHES & STAFF
R
O
C
K
C
H
A
L
K
J
A
Y
H
A
W
K



JOANIE STEPHENS
ADMINISTRATIVE ASSISTANT
TO THE HEAD COACH



LEXI PRICE
RECRUITING ASSISTANT



SEAN LESTER
DEPUTY ATHLETICS DIRECTOR



DR. SCOTT WARD
ASSOCIATE AD
ACADEMIC & CAREER COUNSELING



VINCE MCKAMIE
ASSISTANT AD ACADEMIC AND
CAREER COUNSELING



DR. JARROD HARRALL
PHYSICIAN



ANGIE CRETORS
ASSISTANT ATHLETICS DIRECTOR
COMPLIANCE



EMILY NELSON
ATHLETIC TRAINER



BILL COWGILL
ASSOCIATE DIR. SPORTS
MEDICINE

Director of Athletics



TRAVIS GOFF

POSITION

ATHLETICS DIRECTOR

ALMA MATER

KANSAS, '02

TULANE, '07

EXPERIENCE

THIRD YEAR AT KU

PROFESSIONAL HISTORY

2021-present Kansas (Director of Athletics)
 2016-20 Northwestern (Athletics Dir.)
 2012-16 .Northwestern (Deputy A.D. for Development)
 2007-12 Tulane (Assoc. Athletics Dir.)
 2006-2007 Tulane (Assoc. Athletics Dir.)
 2005-06 Tulane (Dir. of Development)
 2002-04 Kansas (Membership Services Willams Fund)



Focused on enhancing culture through value-based leadership, while emphasizing student-athlete wellness and the commitment to providing an inclusive environment, Travis Goff is in his third year as Athletic Director for the University of Kansas. He was appointed to the position by Chancellor Douglas Girod on April 5, 2021.

A Kansas graduate with deep roots in his home state, Goff has already had a memorable tenure leading the Jayhawks in his two-plus seasons back at his Alma mater. In October of 2022, Goff and Chancellor Douglas Girod, announced plans for the Gateway District, which will profoundly change the north entrance to campus with a re-imagined David Booth Kansas Memorial Stadium and a state-of-the-art conference center and additional mixed-use development opportunities that will enable year-round use and drive economic development in Lawrence. Goff and Girod announced further details and renderings in August of 2023.

On the playing field, Goff has seen the Jayhawks experience major success, highlighted by men's basketball claiming its sixth National Championship with a 72-69 victory over North Carolina at the Caesars Superdome in New Orleans in 2022. In his second full season as Athletic Director, Goff again saw several programs experience breakthrough seasons, including the football program reaching its first bowl game since 2008 with an appearance in the AutoZone Liberty Bowl.

Other highlights since Goff's arrival include:

- Volleyball advancing to its first Sweet Sixteen since 2015 in 2021, and following it up with a second-round appearance in 2022.
- Women's Basketball returning to the NCAA Tournament for the first time since 2013 under the leadership of 2022 Big 12 Coach of the Year Brandon Schneider.
- Women's Basketball claiming the 2023 WNIT Championship in front of 11,701 fans at Allen Fieldhouse.
- Men's Golf finishing fifth at NCAA Regionals in 2022 to advance to the NCAA Championships for the second time under coach Jamie Berml, and following it up with another Regional appearance in 2023.
- Tennis reaching the NCAA Tournament for the fifth and sixth times under coach Todd Chapman, including a first-round win over Charlotte in the 2023 tournament.
- Swim & Dive finishing second at the Big 12 Championships in 2022 and qualifying Kate Steward for the NCAA Championships in three events.
- Track and Field earning three All-America honors at the NCAA Indoor Championships and nine at the NCAA Outdoor Championships in 2022, including five first-team honors between the two events.

Since arriving in Lawrence, Goff has hired three new head coaches. His first hire was head football coach Lance Leipold, a six-time National Champion and the fastest coach in NCAA history to reach 100 career wins. Leipold led the Jayhawks to their first Big 12 Conference road win since 2008 in his first year as coach, before a breakthrough season in year two leading the Jayhawks. In 2022, Leipold and Kansas won six games and played in the AutoZone Liberty Bowl, marking the program's first bowl appearance since the 2008 Insight Bowl.

Outside of Leipold, Goff has also added seven-time conference coach of the year Lindsay Kuhle as the head coach of women's golf and Dan Fitzgerald, an elite recruiter, player developer and coach to lead the baseball program.

In addition to bringing in dynamic new coaches, Goff has also secured some of the top leaders in Kansas Athletics as well, signing both Schneider and Berml to contract extensions that will keep them in Lawrence for years to come. He also extended Track and Field head coach Stanley Redwine, who served as the head coach of Team USA at the 2022 World Track Championships, and Rowing head coach Carrie Cook-Callen.

Success has not been limited to competition as Kansas student-athletes have had record-breaking performances in the classroom since Goff's arrival. In the spring of 2023, Kansas student-athletes combined for a 3.40 GPA, which established a new non-COVID era record for KU, while 89 students achieved a perfect 4.0 and 79% of student-athletes received AD Honor Roll status. The 3.40 GPA broke a previous record of 3.33, which was set just the previous semester in the fall of 2022. In Goff's first year as AD, student-athletes recorded a combined grade point average of 3.20 or higher in both semesters of the academic year.

Under the leadership of Goff, Kansas Athletics has also taken a thorough and comprehensive examination of the changing landscape in college athletics regarding Name, Image and Likeness. As a result, Kansas announced a partnership with Altius Sports Partners in June 2022 and launched its official NIL Marketplace through Opendorse in August 2022. The Altius partnership

is designed to maintain KU Athletics' position on the cutting edge of the NIL with educational resources for coaches and staff while the Opendorse marketplace – one of the first of its kind in college sports – will maximize NIL support for student-athletes and promises to mobilize the KU fan base and local organizations to best support its student-athletes. Goff and the Jayhawks also created two full-time positions solely dedicated to NIL, adding a Director of NIL Strategy and a Director of NIL, Athlete Brand Development and Partnerships.

Goff, who was named a Next Up honoree by CollegeAD in 2018 and one of Sports Business Journal's "Power Players in College Sports" in 2019, came to Kansas as a seasoned college athletics administrator and program builder.

Goff returned to Kansas from Northwestern, where he served as Deputy Athletic Director/Assistant Vice President from 2012-21. Some of the Northwestern's notable accomplishments during his time as an administrative leader there include:

More than \$400 million in new and renovated facilities

Total fundraising of \$460 million to Athletics

Transformation of sports programs through budget growth and a commitment to passionate, committed and high-character leaders as coaches

Bolstering on-campus partnerships and exceptional engagement with alumni and fans

Setting new milestones for success in the classroom, in the community and in competition

A Dodge City native who grew up in a family of Jayhawks, Goff got his start in college athletics at KU in the Williams Educational Fund as an undergraduate. Following his ascension to a fulltime role in the department, Goff was hired at Tulane, where he also received his Masters of Business Administration.

During his time in New Orleans, he was part of the team that rebuilt the athletics program following the devastating impact of Hurricane Katrina. His more than eight-year tenure was highlighted by his role as Associate Athletic Director for External Affairs where he was responsible for leading the \$70 million athletics fundraising campaign to raise funds to develop an on-campus football stadium. He also held oversight of marketing, ticket sales and operations, sponsorships and communications, and served on the department's executive staff.

Following his successful stay at Tulane, Goff accepted the position of Deputy Athletic Director for Development at Northwestern. In 2016, he added Assistant Vice President to his title.

As part of his role at Northwestern, Goff has been responsible for unprecedented fundraising success as he led all Athletics & Recreation's development efforts. During his time in Evanston, \$460 million was raised to support the department. Throughout his tenure, annual fundraising efforts increased from an average of \$6-8 million per year to an average of more than \$60 million annually. The department set a university record, raising \$97 million in one year alone.

On top of the fundraising efforts he led for the Wildcats, Goff served as the sports administrator for the football, volleyball and baseball programs. He also served on the leadership team for the university's Alumni Relations and Development staff as an Assistant Vice President. That dual role required consistent engagement across the institution, and led to unmatched collaboration and efficiency with campus partners.

Goff's leadership in record-setting fundraising created a dramatic transformation of Wildcats facilities during his tenure. In 2018, Northwestern unveiled a \$270 million project alongside Lake Michigan, including the 100,000 square-foot Ryan Fieldhouse, an indoor practice space that has supported the preparation of all 19 Wildcats varsity programs and hosted competition for lacrosse and soccer, and Walter Athletics Center, the new hub of the student-athlete experience including state-of-the-art developmental amenities for academic, sports medicine, athletic training, nutrition, professional development and sports performance support.

He also led the fundraising effort for the \$110 million renovation of Welsh-Ryan Arena, the competitive home of Wildcats men's and women's basketball, volleyball and wrestling. Alongside the arena, Northwestern opened the \$25 million Trienens Performance Center, a new dedicated basketball and volleyball practice facility, and indoor training center for baseball and softball.

Goff received his Kansas degrees in Journalism and Sociology, and also holds an MBA from Tulane. He is married to the former Nancy Kockott, a 2005 Tulane alumna (MBA 2008) and former tennis standout for the Green Wave. Together they have two daughters, Ellie and Carly, and a son, Graham.

University Chancellor



DOUGLAS A. GIROD

POSITION	CHANCELLOR
ALMA MATER	UC DAVIS '81
EXPERIENCE	SEVENTH YEAR AT KU

Douglas A. Girod, M.D., became the 18th chancellor of the University of Kansas on July 1, 2017, after serving for four years as executive vice chancellor of the University of Kansas Medical Center. There he oversaw the educational, research, patient care and community engagement missions of the University of Kansas schools of Medicine, Nursing and Health Professions, with their total annual enrollment of more than 3,300 students; a workforce of more than 2,100 faculty and more than 4,000 staff; and research funding of nearly \$100 million.

In addition to serving as executive vice chancellor, Dr. Girod also served as interim executive dean of the KU School of Medicine until March 24, 2014. Prior to those roles, he served as senior associate dean for clinical affairs and chair of the Department of Otolaryngology-Head and Neck Surgery. A surgeon, Dr. Girod joined the University of Kansas Medical Center faculty in 1994 and quickly rose through the academic ranks, becoming chair of the otolaryngology department in 2002. He was named Russell E. Bridwell Endowed Chair in 2008.

Dr. Girod earned his bachelor's degree in chemistry from the University of California at Davis and his medical degree from the University of California at San Francisco. He completed his residency and an NIH research fellowship at the University of Washington in Seattle. Prior to joining the University of Kansas Medical Center, Dr. Girod served as vice chairman and research director in the Department of Otolaryngology at the Naval Medical Center in Oakland, California. He served in the United States Navy Reserve from 1982, rising to the rank of lieutenant commander and later earning the Meritorious Service Medal.

PROFESSIONAL

- 2017-present Kansas (Chancellor)
- 2013-17 KU MedCenter
(Executive Vice Chancellor)
- 2013-14 KU School of Medicine
(Interim Executive Dean)
- 2002-13 KU School of Medicine
(Chair of the Otolaryngology Dept.)
- 1994-2002 KU School of Medicine
(Faculty)
- Naval Medicine Center (Vice Chairman and
Research Director of Otolaryngology)



As a fan of KU Athletics, it is important to become familiar with NCAA, Big 12 and Kansas Athletics Compliance rules. Please review the following information as a brief guide to NCAA compliance and feel free to contact our office at any time. We appreciate your support and cooperation. Rock Chalk Jayhawk!

BOOSTER DEFINED

A booster is any individual, independent agency, corporate entity (e.g., apparel or equipment manufacturer), or other organization that is known to:

- Hold, or have ever held, season tickets for any sport with Kansas Athletics;
- Have participated in, or to be a member of, an agency or organization promoting any Kansas Athletics program (e.g., University of Kansas Alumni Association, K Club, sport booster groups, etc.);
- Have made financial contributions to the athletics department or to an athletics booster organization of that institution (e.g. Hardwood Club or any sport-specific booster groups);
- Be assisting, or to have assisted in, providing benefits to enrolled student-athletes or their families, which would trigger booster status under NCAA rules. These benefits include, but are not limited to, financial assistance, use of a car, use of a cell phone, etc.;
- Provide allowable benefits (e.g., summer jobs) to enrolled student-athletes; or
- Promote Kansas Athletics in any way.

*This list is not exhaustive. Please contact the Kansas Athletics Compliance Office if you have any questions about your possible status as a booster. Once an individual or entity is deemed to be a booster it carries that status forever.

EXTRA BENEFITS

An extra benefit is any special gift or arrangement provided to a student-athlete, or student-athlete's friends or family members which is not available to the general KU student body or the general public. Should a prospective student-athlete or current student-athlete receive an extra benefit, they will be ineligible for competition.

IMPERMISSIBLE EXTRA BENEFITS EXAMPLES (THIS IS NOT AN EXHAUSTIVE LIST):

For Prospective and Current Student-Athletes:

- Cash or loans or the co-signing of loans
- Assistance with paying bills, rent or mortgages
- Use of an automobile or any other transportation
- Entertainment of admission to an event (e.g. movies, athletic events, banquets, clubs, special events/parties, concerts, etc.)
- Gifts of any kind, including those on special occasions such as birthdays, religious holidays, graduation, etc.
- Free or reduced-cost services, rentals, or purchases of any type (e.g. meals, drinks, clothing, laundry, haircuts, legal fees, tattoos, golf, car services, etc.)
- Free or reduced-cost housing for any length of time
- Use of your telephone or credit card
- Providing a meal or paying for a meal at a public location
- Academic assistance of any kind (e.g., tutoring, editing papers/projects, assistance in completing class work, use of computer, etc.)

PROSPECTIVE STUDENT-ATHLETES

A prospective student-athlete is anyone who has entered the ninth grade. Impermissible activities with a prospective student-athlete include:

- Having any type of recruiting communication including conversations, social media messages and letters.
- Conducting any evaluation of their ability on behalf of the Kansas coaching staff or providing evaluations to the Kansas coaching staffs.
- Contacting the prospective student-athlete. Getting involved in recruiting activities without consent from the Compliance Office could jeopardize the eligibility of the prospective student-athlete.

RECRUITING INDUCEMENT

A recruiting inducement under NCAA rules is any special gift or arrangement provided to a prospective student-athlete that is not available to the general population. The arrangement of such a benefit would be considered an improper inducement to encourage the eventual enrollment of a prospective student-athlete.

Kansas Athletics is responsible for the actions of its boosters and fans and is always available to answer any questions regarding permissible recruiting activities.

EMPLOYMENT OF A STUDENT-ATHLETE

Employment of a student-athlete is permissible, provided all six of the following conditions are met:

1. Student-athlete is only paid for the work actually performed;
2. Student-athlete is paid at the rate commensurate with the going rate in that locale for similar services;
3. Student-athlete may not be compensated in any manner for any value or utility that he or she may have for an employer because of any publicity, reputation, fame, or personal following that he/she may have because of his or her athletics ability;
4. Student-athletes must register all jobs during the academic year and the summer by completing the Student-Athlete Employment Form and returning it to the Athletics Compliance Office prior to beginning work;
5. Proof of earnings is required and all student-athletes must submit a pay stub at the end of their employment. All paperwork must be submitted along with a verification of earnings; and
6. Employers MUST confirm their employment of Kansas Athletics student-athletes prior to the student-athletes' employment.

PROMOTIONAL ACTIVITIES – STUDENT-ATHLETES

- Student-athletes are not eligible for participation in intercollegiate athletics if he/she accepts compensation, or permits the use of his/her name or pictures to promote a commercial enterprise.
- A student-athlete's name or picture may not be used to advertise, recommend, or promote directly the sale or use of a commercial product or service of any kind.
- If a student-athlete's name or picture appears on commercial items (t-shirts, playing cards, posters, photographs, etc.) or is used to promote a commercial product without the student-athlete's knowledge or permission, the student-athlete and the institution are required to take steps to stop such an activity in order to maintain the student-athlete's eligibility.

GAMBLING ACTIVITIES

NCAA rules prohibit student-athletes and athletic department staff members from participating in any sports gambling activity or providing information concerning competitions to individuals involved in organized gambling activities. Additionally, it is a violation of federal law for boosters, student-athletes, or staff members to tamper with the outcome of a collegiate contest. Please do not ask any student-athletes or staff members for information regarding student-athlete performance/injuries.

NCAA RULES

Top 10 Things Fans & Friends of Kansas Athletics Should Know About NCAA Rules:

1. You should always report any suspected or known violations to the Compliance Office immediately.
2. The NCAA holds Kansas Athletics accountable for the actions of its fans and supporters. If you are involved with NCAA violations (known or unknown), Kansas may have to forfeit games, entire seasons, scholarships, recruiting opportunities, or may be prohibited from participating in the postseason.
3. You may send information about prospects to Kansas Athletics coaching staff members.
4. You may continue established relationships with friends and neighbors whose children are prospects or student-athletes. The relationship must pre-date high school and is not based on his/her status as an athlete (this

must be registered in advance with the Compliance Office).

5. You may not be involved in recruiting prospective student-athletes on behalf of Kansas Athletics. A prospective student-athlete is a student who has started classes for the ninth grade.
6. You may not become involved in arranging for a prospect, a Kansas student-athlete, or a Kansas student-athlete's friends or family to receive money or financial assistance of any kind.
7. You may not provide transportation to a prospect, student-athlete or their friends and family.
8. You cannot spend funds to entertain prospects, student-athletes or their friends and family or provide them with any other extra benefit.
9. You may not use a photo or name of a student-athlete for commercial purposes or sell student-athlete memorabilia.
10. Always ask before you act!

FOR SPECIFIC NCAA RULE INTERPRETATIONS, PLEASE CONTACT THE ATHLETIC COMPLIANCE OFFICE:

Kansas Athletics Compliance Office
1651 Naismith Drive
Lawrence, KS 66045

Phone (785) 864-4200
Fax (785) 864-5289
Email compliance@ku.edu

Follow us on Twitter @JayhawkComply and like us on Facebook at Kansas Athletics Compliance.



2022-23 IN REVIEW

2022-23 HIGHLIGHTS



NCAA TOP-150



BIG 12

STATISTIC RANKINGS

Final

	STAT	NCAA	BIG 12
W-L%	77.8	16	1
SCORING	75.4	85	5
SCORING DEFENSE	68.1	115	5
SCORING MARGIN	7.4	51	2
REBOUNDING	35.9	101	2
REBOUNDING MARGIN	1.1	167	6
ASSISTS	16.4	15	2
ASSIST-TO RATIO	1.3	42	3
TURNOVER MARGIN	2.0	53	4
STEALS	8.8	17	1
BLOCKED SHOTS	3.9	83	3
FG%	46.8	50	2
FG% DEFENSE	41.5	53	2
3FG MADE	7.0	217	7
3FG%	34.7	150	5
3FG% DEFENSE	31.0	37	3
FT%	72.0	165	7

INDIVIDUAL (ALL GAMES)

SCORING

Jalen Wilson	20.1	26	1
Gradey Dick	14.1	343	12

REBOUNDING

Jalen Wilson	8.2	75	1
Kevin McCullar Jr.	7.0	165	4

FIELD GOAL PERCENTAGE (MIN. 5.0 FGM/G)

Jalen Wilson	43.0	251	7
--------------	------	-----	---

3-POINT FG PERCENTAGE (MIN. 2.0 FGM/G)

Gradey Dick	40.3	--	--
-------------	------	----	----

3-POINT FIELD GOALS MADE

Gradey Dick	2.3	152	7
Jalen Wilson	1.9	279	12

FREE THROW PERCENTAGE (MIN. 2.5 FTM/G)

Jalen Wilson	79.9	195	6
Kevin McCullar Jr.	76.1	298	11

ASSISTS

Dajuan Harris	6.2	9	2
---------------	-----	---	---

STEALS

Dajuan Harris	2.1	22	3
Kevin McCullar Jr.	2.0	33	4

BLOCKED SHOTS

KJ Adams Jr.	0.8	327	11
--------------	-----	-----	----

ASSIST-TO-TURNOVER RATIO (MIN. 3 AST/G AVG)

Dajuan Harris	3.1	7	1
---------------	-----	---	---

DOUBLE-DOUBLES

Jalen Wilson	12	33	1
Kevin McCullar Jr.	7	107	3

2023 NOTABLES...

- Kansas won its 20th Big 12 regular season title on Feb. 28, 2023, defeating Texas Tech at Allen Fieldhouse on Senior Night. Kansas finished conference play with a 13-5 record.
- Since seeding began in 1979, Kansas entered the NCAA Tournament a No. 1 seed for the 16th time overall (1986-92-95-97-98-2007-08-10-11-13-16-18*-22-23) and the 10th time under head coach Bill Self.
- Kansas posted a 4-2 record against Associated Press top-10 teams in 2022-23 and has won four or more games against top-10 foes five times in the Bill Self era.
- Kansas hosted ESPN College GameDay on Feb. 18 marking the second-straight season and 11th time that show originated from historic Allen Fieldhouse.
- All five Kansas starters were represented on the 2022-23 All-Big 12 Team as selected by the conference coaches. Jalen Wilson was the unanimous selection for Big 12 Player of the Year and for All-Big 12 First Team. Gradey Dick was an all-conference second team honoree and a member of the Big 12 All-Newcomer and Big 12 All-Freshman teams. Kevin McCullar Jr. was an all-league third team selection and was also chosen to the Big 12 All-Defensive team along with Dajuan Harris Jr. KJ Adams Jr., the Big 12 Most Improved Player, and Harris, the Big 12 Defensive Player of the Year, were both also named All-Big 12 Honorable Mention. In the 27-year history of the Big 12, Kansas has 35 All-Big 12 First Team selections which is more than twice as many as any other school. KU has had a first-team honoree in 24 of the 27 seasons of the league. Kansas leads the Big 12 with an all-time high 146 student-athletes named to All-Big 12 Teams. Texas is second with 116, while Baylor is third with 106 selections.
- Jalen Wilson became the 32nd player in Kansas history to be named Consensus All-America First Team.
- Jalen Wilson was the recipient of the Julius Erving Award honoring the men's basketball top small forward named by the Naismith Memorial Basketball Hall of Fame.
- Jalen Wilson was the Big 12 Player of the Year marking the 18th time in KU history and 11th in Big 12 history, a KU player has been named its conference player of the year.
- Dajuan Harris Jr. was named the 2023 Big 12 Defensive Player of the Year. The honor marks the eighth time a Jayhawk has named Big 12 Defensive Player of the Year as Harris joined Mario Chalmers (2007), Cole Aldrich (2009, 2010), Jeff Withey (2012, 2013), Joel Embiid (2014) and Marcus Garrett (2020).
- KJ Adams Jr. became the second Jayhawk to be named the Big 12 Most Improved Player by the league coaches. The award began in 2019-20 and Kansas has half of the four recipients with 2021 winner David McCormack and Adams in 2023.

2022-23 ACCOLADES

TEAM

Big 12 Regular Season Champions ... No. 1 seed in NCAA Tournament West Region ... No. 11 in final USA TODAY Coaches Poll ... No. 11 in the final Associated Press Poll ... Preseason No. 5 in USA TODAY Coaches Poll ... Preseason No. 5 in Associated Press Poll ... Preseason No. 2 in Big 12 Conference Coaches' Poll

KJ ADAMS JR.

Academic All-Big 12 First Team ... Big 12 Most Improved Player ... All Big 12 Honorable Mention ... Big 12 Player of the Week (1.16.2023)

ZACH CLEMENCE

Academic All-Big 12 First Team ... CSC Academic All-District

GRADEY DICK

USBWA All-District VI Team ... NABC All-District 8 Second Team ... Jerry West Award Finalist (1 of 5) ... Big 12 All-Newcomer Team ... Big 12 All-Freshman Team ... All-Big 12 Second Team ... CBS/USBWA Freshman of the Week (2.21.23) ... Dick Vitale Diaper Dandy of the Week (2.21.23) ... Big 12 Newcomer of the Week (2.20.23) ... Jerry West Award Top 10 ... Oscar Robertson Trophy Midseason Watch List (1 of 50) ... Wooden Award Midseason Top 25 Watch List ... co-Big 12 Newcomer of the Week (12.5.22) ... Big 12 Newcomer of the Week (11.21.22)

DAJUAN HARRIS JR.

Academic All-Big 12 First Team ... Big 12 Championship All-Tournament Team ... Big 12 Defensive Player of the Year ... Big 12 All-Defensive Team ... All-Big 12 Honorable Mention ... CSC Academic All-District

MICHAEL JANKOVICH

Academic All-Big 12 First Team

KEVIN MCCULLAR JR.

All Big 12 Third Team ... Big 12 All Defensive Team ... Naismith Defensive Player of the Year Semifinalist

BOBBY PETTIFORD JR.

Academic All-Big 12 First Team

JALEN WILSON

Academic All-Big 12 First Team; Danny Manning "Mr. Jayhawk" Award ... Consensus All-America First Team; ... Julius Erving Award Recipient ... Wooden Award Finalist (1 of 5) ... Wooden Award All-American ... Naismith Trophy Finalist (1 of 4) ... USBWA All-America First Team ... NABC All-America First Team; Associated Press All-America First Team ... USBWA All-District VI Player of the Year ... USBWA All-District VI Team ... NABC All-District 8 First Team ... Big 12 Championship All-Tournament Team ... The Sporting News All-America First Team ... Big 12 Player of the Year (unanimous selection) ... All-Big 12 First Team (unanimous selection) ... Oscar Robertson Trophy Late Season Watch List (1 of 15) ... Big 12 Player of the Week (12.5.22) ... Battle 4 Atlantis All-Tournament Team ... Preseason All-Big 12 Team (unanimous selection)

NON-RETURNING LETTERWINNERS



#0 Bobby Pettiford Jr.

G / 6-1 / 190 / Durham, North Carolina / South Granville HS

Entered the transfer portal following the 2022-23 season ... Played in 46 games in his two seasons at Kansas, including 32 in 2022-23 ... A combo guard who played in just 14 games, due to injury, his freshman season in KU's 2022 NCAA National Title run ... A solid defender and explosive on offense ... South Granville HS (N.C.) all-time leader in points, assists and steals.

CAREER STATISTICS

SEASON	GP	GS	MIN	AVG	FG	FGA	PCT	3FG	3FGA	PCT	FT	FTA	PCT	OFF	DEF	TOT	AVG	PF	FO	AST	TO	BLK	STL	PTS	AVG
2021-22	14	0	111	7.9	8	15	.533	0	3	.000	3	4	.750	0	13	13	0.9	5	0	12	10	0	3	19	1.4
2022-23	32	0	384	12.0	31	58	.534	3	10	.300	6	8	.750	10	28	38	1.2	26	0	43	36	1	9	71	2.2
TOTALS	46	0	496	10.8	39	73	.534	3	13	.231	9	12	.750	10	41	51	1.1	31	0	55	46	1	12	90	2.0



#1 Joseph Yesufu

G / 6-0 / 180 / Bolingbrook, Illinois / Bolingbrook HS / Drake

Entered the transfer portal following the 2022-23 season ... Played in 69 games with three starts in his two seasons at Kansas ... Played in 34 games of Kansas' 2022 NCAA National Championship run ... A combo guard who is explosive and has great range ... A solid on-ball defender ... Played two seasons at Drake prior to transferring to Kansas in 2021 ... Earned numerous Missouri Valley Conference honors while at Drake ... Has 113 games played for his career with 10 starts, 661 points, 116 assists and 71 steals.

CAREER STATISTICS

SEASON	GP	GS	MIN	AVG	FG	FGA	PCT	3FG	3FGA	PCT	FT	FTA	PCT	OFF	DEF	TOT	AVG	PF	FO	AST	TO	BLK	STL	PTS	AVG
2019-20	13	0	112	8.6	17	42	.405	1	14	.071	15	17	.882	3	12	15	1.2	12	0	11	11	1	11	50	3.8
2020-21	31	7	744	24.0	140	317	.442	48	125	.384	69	85	.812	6	50	56	1.8	58	0	56	37	2	33	397	12.8
2021-22	34	0	314	9.2	27	80	.338	11	42	.262	7	10	.700	6	23	29	0.9	33	0	34	18	0	11	72	2.1
2022-23	35	3	444	12.7	54	147	.367	24	84	.286	10	15	.667	2	39	41	1.2	36	0	15	18	0	16	142	4.1
TOTALS	113	10	1615	14.3	238	586	.406	84	265	.317	101	127	.795	17	124	141	1.2	139	0	116	84	3	71	661	5.8



#4 Gradey Dick

G / 6-8 / 205 / Wichita, Kansas / Sunrise Christian Academy

Career Honors: USBWA All-District VI Team, NABC All-District 8 Second Team, Jerry West Award Finalist (1 of 5), Big 12 All-Newcomer Team, Big 12 All-Freshman Team, All-Big 12 Second Team, CBS/USBWA Freshman of the Week (2.21.23), Dick Vitale Diaper Dandy of the Week (2.21.23), Big 12 Newcomer of the Week (2.20.23), Jerry West Award Top 10, Oscar Robertson Trophy Midseason Watch List (1 of 50), Wooden Award Midseason Top 25 Watch List, co-Big 12 Newcomer of the Week (12.5.22), Big 12 Newcomer of the Week (11.21.22)

CAREER STATISTICS

SEASON	GP	GS	MIN	AVG	FG	FGA	PCT	3FG	3FGA	PCT	FT	FTA	PCT	OFF	DEF	TOT	AVG	PF	FO	AST	TO	BLK	STL	PTS	AVG
2022-23	36	36	1176	32.7	174	394	.442	83	206	.403	76	89	.854	40	145	185	5.1	76	1	60	45	9	52	507	14.1

NON-RETURNING LETTERWINNERS



#10 Jalen Wilson

G / 6-8 / 225 / Denton, Texas / John H. Guyer HS

Career Honors: 2022-23: Academic All-Big 12 First Team ... Danny Manning "Mr. Jayhawk" Award, Consensus All-America First Team, Julius Erving Award Recipient ... Wooden Award Finalist (1 of 5) ... Wooden Award All-American ... Naismith Trophy Finalist (1 of 4) ... USBWA All-America First Team, NABC All-America First Team ... Associated Press All-America First Team ... USBWA All-District VI Player of the Year ... USBWA All-District VI Team, NABC All-District 8 First Team ... Big 12 Championship All-Tournament Team ... The Sporting News All-America First Team ... Big 12 Player of the Year (unanimous selection) ... All-Big 12 First Team (unanimous selection) ... Oscar Robertson Trophy Late Season Watch List (1 of 15) ... Oscar Robertson Trophy Midseason Watch List (1 of 50) ... Big 12 Player of the Week (12.5.22) ... Battle 4 Atlantis All-Tournament Team ... Preseason All-Big 12 Team. 2021-22: 2022 All-Big 12 Third Team ... 2022 Academic All-Big 12 First Team ... Big 12 Player of the Week (2.14.2022) ... 2022 Julius Erving Award Watch List (1 of 20) ... 2020-21: 2021 Academic All-Big 12 Second Team ... 2021 Big 12 All-Newcomer Team ... 2021 Big 12 All-Freshman Team ... Big 12 Newcomer of the Week (2.15.2021)

CAREER STATISTICS

SEASON	GP	GS	MIN	AVG	FG	FGA	PCT	3FG	3FGA	PCT	FT	FTA	PCT	OFF	DEF	TOT	AVG	PF	FO	AST	TO	BLK	STL	PTS	AVG
2019-20	2	0	2	1.0	0	1	.000	0	1	.000	0	0	.000	0	0	0	0.0	1	0	0	1	0	0	0	0.0
2020-21	29	26	825	31.7	113	273	.414	40	120	.333	75	119	.630	64	166	230	7.9	48	0	58	56	9	12	341	11.8
2021-22	37	27	1088	29.4	149	323	.461	30	114	.263	83	115	.722	59	216	275	7.4	81	1	67	48	15	33	411	11.1
2022-23	36	36	1273	35.4	247	575	.430	70	208	.337	159	199	.799	56	241	297	8.3	76	0	79	84	17	34	723	20.1
TOTALS	104	89	3189	30.7	509	1172	.434	140	443	.316	317	433	.732	179	623	802	7.7	206	1	204	189	41	79	1475	14.2



#11 MJ Rice

G / 6-5 / 215 / Henderson, North Carolina / Prolific Prep

Entered the transfer portal following the 2022-23 season ... Described as a big-time scorer who strong and explosive ... A 2022 McDonald's All-American.

CAREER STATISTICS

SEASON	GP	GS	MIN	AVG	FG	FGA	PCT	3FG	3FGA	PCT	FT	FTA	PCT	OFF	DEF	TOT	AVG	PF	FO	AST	TO	BLK	STL	PTS	AVG
2022-23	23	0	173	7.5	20	49	.408	3	15	.200	8	12	.667	11	13	24	1.0	28	0	4	12	2	7	51	2.2



Ernest Udeh Jr.

C / 6-11 / 250 / Orlando, Florida / Dr. Phillips HS

Shot 75.6% from the field, including a KU record 21 consecutive from Dec. 1 to Feb. 28, a span of 17 games ... Averaged 8.3 minutes, 2.6 points and 1.8 rebounds per game ... Finished with 20 steals, 18 blocks and 53 rebounds on the season ... In his KU debut vs. Omaha (11/7) he finished with five points and five rebounds along with a block and a steal ... Had a season-high four blocked shots vs. Duke (11/15) ... Had a career-high 10 points vs. Seton Hall (12/1) ... Posted career-highs with six rebounds vs. Kansas State (1/31) to go along with three blocked shots and a steal.

CAREER STATISTICS

SEASON	GP	GS	MIN	AVG	FG	FGA	PCT	3FG	3FGA	PCT	FT	FTA	PCT	OFF	DEF	TOT	AVG	PF	FO	AST	TO	BLK	STL	PTS	AVG
2022-23	30	0	249	8.3	34	45	.756	0	0	.000	9	22	.409	23	30	53	1.8	48	1	9	16	18	20	77	2.6



NON-RETURNING LETTERWINNERS



Cam Martin

F / 6-9 / 230 / Yukon, Okla. / Yukon HS / Missouri Southern State / Jacksonville State

Career Honors: D2CCA All-America Second Team (2021), All-MIAA First Team (2021), MIAA Academic Honor Roll (2021), Bevo Francis Small College Basketball, Player of the Year Finalist (2020), D2CCA All-America Second Team (2020), MIAA Tournament All-Tournament Team (2020), All-MIAA First Team (2020), MIAA Academic Honor Roll (2020), D2CCA All-America Third Team (2019), All-MIAA First Team (2019), MIAA Academic Honor Roll (2019)

CAREER STATISTICS (^ AT JACKSONVILLE STATE; # AT MISSOURI SOUTHERN STATE)

SEASON	GP	GS	MIN	AVG	FG	FGA	PCT	3FG	3FGA	PCT	FT	FTA	PCT	OFF	DEF	TOT	AVG	PF	FO	AST	TO	BLK	STL	PTS	AVG
2017-18*	28	0	273	9.8	38	74	.514	11	26	.423	28	45	.622	17	56	73	2.6	48	0	20	21	4	3	115	4.1
2018-19#	32	32	911	28.5	239	393	.608	31	89	.348	211	257	.821	69	241	310	9.7	113	9	46	82	35	16	720	22.5
2019-20#	31	30	921	29.7	261	449	.581	34	95	.358	190	235	.809	70	214	284	9.2	101	5	61	95	46	20	746	24.1
2020-21#	23	23	803	34.9	209	361	.579	49	110	.445	107	145	.738	18	191	209	9.1	59	2	76	85	23	28	574	25.0
2021-22 -- REDSHIRT																									
2022-23	4	0	10	2.5	3	4	.750	1	1	1.000	0	0	.000	0	2	2	0.5	2	0	0	0	0	0	7	1.8
TOTALS	118	85	2918	24.7	750	1281	.585	126	321	.393	536	682	.786	176	702	878	7.4	323	16	203	283	108	67	2162	18.3



Zuby Ejiofor

F / 6-9 / 240 / Garland, Texas / Garland, HS

Averaged 5.1 min a game and 65.0 percent from the field ... Finished the season with 31 points, 43 rebounds and 15 blocked shots ... In his debut vs. Omaha (11/7) he snagged three rebounds and had a block in only three minutes ... Scored a season high eight points versus Indiana (12/17).

CAREER STATISTICS

SEASON	GP	GS	MIN	AVG	FG	FGA	PCT	3FG	3FGA	PCT	FT	FTA	PCT	OFF	DEF	TOT	AVG	PF	FO	AST	TO	BLK	STL	PTS	AVG
2022-23	25	0	127	5.1	13	20	.650	0	0	.000	5	10	.500	15	28	43	1.7	18	0	4	12	15	3	31	1.2



Kyle Cuffe Jr.

G / 6-2 / 185 / Harlem, N.Y. / Blair Academy

A redshirt on the 2022 KU NCAA National Championship team ... A combo guard who has great range ... Known for his explosive athletic ability, toughness and scoring ... Father, Kyle Cuffe Sr., played at St. John's and professional basketball.

CAREER STATISTICS

SEASON	GP	GS	MIN	AVG	FG	FGA	PCT	3FG	3FGA	PCT	FT	FTA	PCT	OFF	DEF	TOT	AVG	PF	FO	AST	TO	BLK	STL	PTS	AVG
2021-22 -- REDSHIRT																									
2022-23	2	0	6	3.0	0	2	.000	0	0	.000	0	2	.000	0	1	1	0.5	18	0	0	0	0	0	0	0.0

2022-23 OVERALL STATISTICS

RECORD:	OVERALL	HOME	AWAY	NEUTRAL
ALL GAMES	28-8	15-1	7-4	6-3
CONFERENCE	13-5	8-1	5-4	0-0
NONCONFERENCE	15-3	7-0	2-0	6-3

##	Player	GP-GS	Min-Avg	FG-FGA	Pct	3FG-FGA	Pct	FT-FTA	Pct	Off	Def	Tot	Avg	PF-FO	A	TO	Blk	Stl	Pts	Avg
10	Jalen Wilson	36-36	1273-35.4	247-575	.430	70-208	.337	159-199	.799	56	241	297	8.3	76-0	79	84	17	34	723	20.1
4	Gradey Dick	36-36	1176-32.7	174-394	.442	83-206	.403	76-89	.854	40	145	185	5.1	76-1	60	45	9	52	507	14.1
15	Kevin McCullar Jr.	34-33	1042-30.7	123-277	.444	29-98	.296	89-117	.761	41	197	238	7.0	101-4	80	72	25	68	364	10.7
24	KJ Adams Jr.	36-36	985-27.4	156-251	.622	0-3	.000	68-112	.607	74	82	156	4.3	106-3	70	55	29	27	380	10.6
3	Dajuan Harris Jr.	36-36	1231-34.2	131-278	.471	30-74	.405	28-47	.596	25	65	90	2.5	58-1	224	73	15	78	320	8.9
1	Joseph Yesufu	35-3	444-12.7	54-147	.367	24-84	.286	10-15	.667	2	39	41	1.2	36-0	15	18	0	16	142	4.1
23	Ernest Udeh Jr.	30-0	249-8.3	34-45	.756	0-0	---	9-22	.409	23	30	53	1.8	48-1	9	16	18	20	77	2.6
0	Bobby Pettiford Jr.	32-0	384-12.0	31-58	.534	3-10	.300	6-8	.750	10	28	38	1.2	26-0	43	36	1	9	71	2.2
11	MJ Rice	23-0	173-7.5	20-49	.408	3-15	.200	8-12	.667	11	13	24	1.0	28-0	4	12	2	7	51	2.2
31	Cam Martin	4-0	10-2.5	3-4	.750	1-1	1.000	0-0	---	0	2	2	0.5	2-0	0	0	0	0	7	1.8
21	Zach Clemence	20-0	112-5.6	11-34	.324	4-18	.222	2-6	.333	8	17	25	1.3	18-0	2	7	7	2	28	1.4
35	Zuby Ejiolor	25-0	127-5.1	13-20	.650	0-0	---	5-10	.500	15	28	43	1.7	18-0	4	12	15	3	31	1.2
20	Michael Jankovich	13-0	23-1.8	5-8	.625	4-7	.571	0-0	---	0	0	0	0.0	1-0	0	0	1	1	14	1.1
22	Dillon Wilhite	5-0	6-1.2	0-0	---	0-0	---	0-0	---	0	1	1	0.2	3-0	0	1	0	0	0	0.0
5	Kyle Cuffe Jr.	2-0	6-3.0	0-2	.000	0-0	---	0-2	.000	0	1	1	0.5	18-0	0	0	0	0	0	0.0
TEAM										45	55	100				13				
KANSAS		36	7250	1002-2142	.468	251-724	.347	460-639	.720	353	941	1294	35.9	597-10	590	444	139	317	2715	75.4
OPPONENTS		36	7250	873-2103	.415	230-742	.310	474-654	.725	379	876	1255	34.9	577-9	406	515	101	220	2450	68.3

2022-23 BIG 12 STATISTICS

RECORD:	OVERALL	HOME	AWAY
CONFERENCE	13-5	8-1	5-4

##	Player	GP-GS	Min-Avg	FG-FGA	Pct	3FG-FGA	Pct	FT-FTA	Pct	Off	Def	Tot	Avg	PF-DQ	A	TO	Blk	Stl	Pts	Avg
10	Jalen Wilson	18-18	647-36.0	110-271	.406	34-104	.327	83-105	.790	26	117	143	7.9	45-0	39	45	13	13	337	18.7
4	Gradey Dick	18-18	597-33.2	80-192	.417	38-105	.362	46-53	.868	17	72	89	4.9	46-1	29	25	6	25	244	13.6
24	KJ Adams Jr.	18-18	509-28.3	80-136	.588	0-2	.000	46-70	.657	40	42	82	4.6	51-2	29	29	14	8	206	11.4
15	Kevin McCullar Jr.	18-18	573-31.8	59-142	.415	12-49	.245	60-78	.769	17	102	119	6.6	61-2	49	35	12	31	190	10.6
3	Dajuan Harris Jr.	18-19	647-36.0	68-151	.450	22-47	.468	9-18	.500	13	34	47	2.6	25-0	107	31	6	36	167	9.3
1	Joseph Yesufu	17-0	202-11.9	22-69	.319	11-43	.256	6-7	.857	0	20	20	1.2	19-0	7	6	0	9	61	3.6
21	Zach Clemence	9-0	54-6.1	10-19	.546	3-6	.500	2-6	.333	4	8	12	1.3	10-0	1	4	4	2	25	2.8
23	Ernest Udeh Jr.	13-0	101-7.8	15-15	1.000	0-0	---	4-10	.400	10	12	22	1.7	26-1	5	7	8	13	34	2.6
31	Cam Martin	2-0	6-3.2	2-2	1.000	0-0	---	0-0	---	2	0	2	1.0	1-0	0	0	0	0	4	2.0
0	Bobby Pettiford Jr.	16-0	171-10.7	13-27	.481	2-7	.286	2-3	.667	3	15	18	1.1	14-0	16	18	0	3	30	1.9
20	Michael Jankovich	4-0	7-1.9	2-3	.667	2-3	.667	0-0	---	0	0	0	0.0	0-0	0	0	0	1	6	1.5
35	Zuby Ejiolor	10-0	47-4.8	3-5	.600	0-0	---	2-4	.500	2	7	9	0.9	4-0	3	5	4	0	8	0.8
11	MJ Rice	11-0	56-5.1	4-11	.364	0-0	---	0-0	---	6	5	11	1.0	8-0	2	6	0	3	8	0.7
22	Dillon Wilhite	1-0	1-1.5	0-0	---	0-0	---	0-0	---	0	1	1	1.0	0-0	0	1	0	0	0	0.0
TEAM										28	27	55				6				
KANSAS		18	3625	468-1043	.449	124-366	.339	260-354	.734	168	462	630	35.0	310-6	287	218	67	144	1320	73.3
OPPONENTS		18	3625	447-1057	.423	123-367	.335	258-346	.746	189	452	641	35.6	301-4	201	235	52	111	1275	70.8



INDIVIDUAL LEADERS GAME-BY-GAME

OPPONENT	SCORE	W/L	POINTS	REBOUNDS	ASSISTS	STEALS	BLOCKS
OMAHA (11/7)	89-64	W	23-Gradey Dick	11-Jalen Wilson	8-Dajuan Harris	2-Dick, McCullar, Pettiford	1-Adams, Harris, McCullar, Ejifor
NORTH DAKOTA STATE (11/10)	82-59	W	21-Jalen Wilson	9-Jalen Wilson	8-Dajuan Harris	2-Harris, Pettiford	2-Harris, McCullar
vs. Duke (11/15)	69-64	W	25-Jalen Wilson	11-Jalen Wilson	10-Dajuan Harris	1-Adams, Dick, McCullar, Wilson, Yesufu	4-Udeh
SOUTHERN UTAH (11/18)	82-76	W	33-Jalen Wilson	8-Kevin McCullar	4-Wilson, McCullar	4-Dajuan Harris	3-KJ Adams
vs. NC State (11/23)	80-74	W	25-Gradey Dick	11-Wilson, McCullar	6-Dajuan Harris	3-Dajuan Harris	-
vs. Wisconsin (11/24)	69-69 (OT)	W	29-Jalen Wilson	14-Jalen Wilson	7-Dajuan Harris	3-Dajuan Harris	1-Harris, McCullar
vs. Tennessee (11/25)	50-64	L	14-Wilson, Yesufu	7-Adams, McCullar	3-Wilson, Adams	2-Adams, Harris, McCullar	1-Zuby Ejiofor
TEXAS SOUTHERN (11/28)	87-55	W	22-Jalen Wilson	6-Gradey Dick	9-Dajuan Harris	3-Dick, Harris	1-Adams, Ejiofor, Wilson
SETON HALL (12/1)	91-65	W	17-Kevin McCullar	13-Jalen Wilson	7-Dajuan Harris	4-Kevin McCullar	1- Adams, Clemence, Wilson
at Missouri (12/10)	95-67	W	24-Jalen Wilson	10-Jalen Wilson	9-Dajuan Harris	5-Kevin McCullar	1-KJ Adams
INDIANA (12/17)	84-62	W	20-Gradey Dick	11-Kevin McCullar	10-Dajuan Harris	5-Dick, McCullar	1-Adams, Dick, Ejiofor, McCullar
HARVARD (12/22)	68-54	W	21-Jalen Wilson	11-Kevin McCullar	4-Dajuan Harris	4-KJ Adams	2-Adams, McCullar
OKLAHOMA STATE (12/31)	69-67	W	20-Jalen Wilson	9-Gradey Dick	9-Dajuan Harris	2-Kevin McCullar	1-McCullar, Wilson
at Texas Tech (1/3)	75-72	W	18-Dajuan Harris	8-Gradey Dick	6-Bobby Pettiford	3-Gradey Dick	2-Zuby Ejiofor
at West Virginia (1/7)	76-62	W	16-Gradey Dick	14-Jalen Wilson	4-Dajuan Harris	3-Kevin McCullar	2-KJ Adams
OKLAHOMA (1/10)	79-75	W	22-KJ Adams	8-McCullar, Wilson	5-Dajuan Harris	4-Kevin McCullar	2-Adams, Wilson
IOWA STATE (1/14)	62-60	W	21-Gradey Dick	11-Jalen Wilson	6-Dajuan Harris	3-Kevin McCullar	2-Harris, Wilson
at Kansas State (1/17)	82-83 (OT)	L	38-Jalen Wilson	9-Jalen Wilson	11-Dajuan Harris	4-Gradey Dick	2-Dick, Wilson
TCU (1/21)	60-83	L	30-Jalen Wilson	7-Jalen Wilson	8-Dajuan Harris	2-Harris, Udeh	1-Adams, Dick, Udeh
at Baylor (1/23)	69-75	L	24-Gradey Dick	12-Kevin McCullar	4-Harris, McCullar	2-Kevin McCullar	1-Wilson, Adams, Harris, McCullar
at Kentucky (1/28)	77-68	W	22-Jalen Wilson	12-Kevin McCullar	8-Dajuan Harris	2-Adams, Dick, McCullar, Wllson	1-McCullar, Rice
KANSAS STATE (1/31)	90-78	W	20-Jalen Wilson	13- Kevin McCullar	4- Wilson, McCullar	2- McCullar, Clemence	3- Udeh, Clemence
at Iowa State (2/4)	53-68	L	26-Jalen Wilson	11-Kevin McCullar	3-Harris, Adams, Pettiford	2-Dajuan Harris	1-Adams, Harris, McCullar, Clemence
TEXAS (2/6)	88-80	W	21-Gradey Dick	8-KJ Adams Jr.	6-Kevin McCullar	4-Dajuan Harris	2-Jalen Wilson
at Oklahoma (2/11)	78-55	W	18-Jalen Wilson	5-Wilson, Dick, McCullar	5-Wllson, McCullar	5-Jalen Wilson	2-Ernest Udeh
at Oklahoma State (2/14)	87-76	W	26-Gradey Dick	5-Gradey Dick	9-Dajuan Harris	3-Joseph Yesufu	1-Kevin McCullar
BAYLOR (2/18)	87-71	W	21-Jalen Wilson	13-Jalen Wilson	9-Dajuan Harris	2-Harris, Dick	1-Adams, McCullar, Udeh
at TCU (2/20)	63-58	W	19-Gradey Dick	13-Jalen Wilson	8-Dajuan Harris	3-Ernest Udeh Jr.	2-Kevin McCullar
WEST VIRGINIA (2/25)	76-74	W	17- Dajuan Harris	6- Dick, Wilson, Adams Jr.	6- Dajuan Harris	6- Dajuan Harris	1- Wilson, McCullar
TEXAS TECH (2/28)	67-63	W	21-Jalen Wilson	9-Kevin McCullar	5-Dajuan Harris	2-Dajuan Harris	2-Wilson, Dick, McCullar
at Texas (3/4)	59-75	L	23-Jalen Wilson	10-Jalen Wilson	7-Dajuan Harris	2-Dajuan Harris	1-Kevin McCullar
vs. West Virginia (3/9)	78-61	W	22-Jalen Wilson	11-Jalen Wilson	8-Dajuan Harris	5-Dajuan Harris	1-KJ Adams
vs. Iowa State (3/10)	71-58	W	25-Jalen Wilson	10-Jalen Wilson	6-Dajuan Harris	4-Dajuan Harris	2-Ernest Udeh
vs. Texas (3/11)	56-76	L	24-Jalen Wilson	8-Gradey Dick	4-Dajuan Harris	2-Jalen Wilson	2-Dajuan Harris
vs. Howard (3/16)	96-68	W	20-Jalen Wilson	11-Gradey Dick	7-Dajuan Harris	4-Dajuan Harris	2-KJ Adams
vs. Arkansas (3/18)	71-72	L	20-Jalen Wilson	7-Gradey Dick	5-Dajuan Harris	2-Dajuan Harris	2-Kevin McCullar

INDIVIDUAL SUPERLATIVES

CATEGORY	KANSAS	OPPONENT
Points Scored	38 by Jalen Wilson at Kansas State (1.17.23)	29 by Marcus Carr of Texas (2.6.23)
Total Field Goals	12 by Jalen Wilson at Kansas State (1.17.23) 12 by Jalen Wilson vs. Southern Utah (11.18.22)	10, by Marcus Carr of Texas (2.6.23) 10, by Kalib Boone of Oklahoma State (2.14.23)
Total FGs Attempted	26 by Jalen Wilson vs. Duke (11.15.22)	27 by Tevian Jones of Southern Utah (11.18.22)
Highest FG% (5 made)	100.0 (6-6) by KJ Adams Jr. at Kansas State (1.17.23) 100.0 (6-6) by KJ Adams Jr. vs. Oklahoma State (12.31.22) 100.0 (5-5) by Gradey Dick vs. Iowa State (3.10.23)	87.5 (7-8) by Shahada Wells of TCU (1.21.23)
Highest FG% (10 made)	58.8 (10-17) by Jalen Wilson vs. Harvard (12.22.22) 58.8 (10-17) by Gradey Dick at Oklahoma State (2.14.23)	66.7 (10-15) by Kalib Boone at Oklahoma State (2.14.23)
3-Point Field Goals	6 by Gradey Dick vs. NC State (11.23.22)	7 by Bryce Thompson of Oklahoma State (12.31.22)
3-Pt. FGs Attempted	12 by Gradey Dick vs. NC State (11.23.22)	14 by Santiago Vescovi of Tennessee (11.25.22)
3-Point FG% (min. 3 made)	100.0 (5-5) by Dajuan Harris Jr. at Texas Tech (1.3.23)	80.0 (4-5) by Maizen Fausett of Southern Utah (11.18.22)
Free Throws	11 by Jalen Wilson at Kansas State (1.17.23)	8 by Keyontae Johnson of Kansas State (1.17.23) 8 by Desi Sills of Kansas State (1.17.23)
Free Throws Attempted	14 by Jalen Wilson vs. Wisconsin (11.24.22)	12 by Kalib Boone of Oklahoma State (2.14.23)
Free Throw % (min. 5 made)	100.0 (8-8) by Kevin McCullar Jr. vs. Baylor (1.23.23) 100.0 (6-6) by Jalen Wilson vs. Iowa State (3.10.23) 100.0 (6-6) by Jalen Wilson at Texas (3.4.23)	100.0 (6-6) by Pop Isaacs of Texas Tech (2.28.23) 100.0 (6-6) by Grant Sherfield of Oklahoma (1.10.23)
Offensive Rebounds	8 by KJ Adams Jr. vs. Omaha (11.7.22)	7 by Fardaws Aimaq of Texas Tech (2.28.23)
Defensive Rebounds	14 by Jalen Wilson vs. Wisconsin (11.24.22)	12 by Jaylon Tyson of Texas Tech (2.28.23)
Total Rebounds	14 by Jalen Wilson at West Virginia (1.7.23) 14 by Jalen Wilson vs. Wisconsin (11.24.22)	18 by Fardaws Aimaq (2.28.23)
Assists	11 by Dajuan Harris Jr. at Kansas State (1.17.23)	10 by Tamin Lipsey of Iowa State (2.4.23)
Turnovers	7 by Jalen Wilson vs. Iowa State (3.10.23)	7 by Kadary Richmond of Seton Hall (12.1.22)
Blocked Shots	4 by Ernest Udeh Jr. vs. Duke (11.15.22)	9 by Trayce Jackson-Davis of Indiana (12.17.22)
Steals	6 by Dajuan Harris Jr. vs. West Virginia (2.25.23)	5 by Carson Wallace of Kentucky (1.28.23)
Minutes Played (including OT)	45 by Jalen Wilson at Kansas State (1.17.23)	43 by Max Klesmit of Wisconsin (11.24.22)

TEAM SUPERLATIVES

KANSAS HIGH	KANSAS LOW	CATEGORY	OPPONENT HIGH	OPPONENT LOW
96 vs. Howard (3.16.23)	50 vs. Tennessee (11.25.22)	Points	83 by TCU (1.21.23) 83 by Kansas State (1.17.23)	54 by Harvard (12.22.22)
55 (2nd) vs. Baylor (2.18.23)	21 (1st) at Iowa State (2.4.23)	Points/Half	48 (1st) by TCU (1.21.23)	20 (1st) by Wisconsin (11.24.22)
10 at Kansas State (1.17.23)	6 vs. Wisconsin (11.24.22)	Points/OT	11 by Kansas State (1.17.23)	5 by Wisconsin (11.24.22)
38 vs. Howard (3.16.23)	17 at Iowa State (2.4.23) 17 vs. Tennessee (11.25.22)	Field Goals	31 by Texas (3.11.23) 31 by TCU (1.21.23)	20 by West Virginia (1.7.23) 20 by Indiana (12.17.22)
73 vs. Howard (3.16.23)	44 vs. Iowa State (3.10.23) 44 at Iowa State (2.4.23)	Field Goal Attempts	74 by Southern Utah (11.18.22)	48 by Seton Hall (12.1.22)
57.4 (35-61) at Missouri (12.10.22)	32.1 (17-53) vs. Tennessee (11.25.22)	Field Goal Percentage	54.4 (31-57) by TCU (1.21.23)	35.1 (20-57) by West Virginia (1.7.23)
13 vs. Texas Southern (11.28.22)	2 vs. Texas (2.6.23)	3-Point Field Goals	13 by Oklahoma State (12.31.22)	2 by Kentucky (1.28.23) 2 by Oklahoma (1.10.23)
29, 3x, last at Kansas State (1.17.23)	10, 2x, last at Oklahoma (2.11.23)	3-Point Field Goal Attempts	32, 2x, last vs. Howard (3.16.23)	12 by Iowa State (3.10.23)
47.8 (11-23) vs. Oklahoma State (12.31.22)	15.8 (3-19) vs. Duke (11.15.22)	3-Point Field Goal Percentage	53.3 (8-15) by TCU (1.21.23)	11.8 (2-17) by Oklahoma (1.10.23)
31 vs. Oklahoma (1.10.23)	2 at Texas Tech (1.3.23)	Free Throws Made	26 by Kansas State (1.17.23)	5 by Harvard (12.22.22) 5 by Texas Southern (11.28.22)
39 vs. Oklahoma (1.10.23)	4 at Texas Tech (1.3.23)	Free Throw Attempts	33 by Kansas State (1.17.23)	9 by Texas Southern (11.28.22)
100.0 (16-16) vs. Baylor (1.23.23)	41.7 (5-12) vs. West Virginia (3.9.23)	Free Throw Percentage	83.3 (10-12) by Texas (3.11.23) 83.3 (10-12) by Texas Tech (1.3.23)	35.7 (5-14) by Harvard (12.22.22)
100.0 (8-8) vs. Harvard (12.22.22)	4 vs. Texas Tech (2.28.23)	Offensive Rebounds	21 by Duke (11.15.22)	4 by West Virginia (3.9.23) 4 by Texas (3.4.23)
36 vs. Wisconsin (11.24.22)	17 vs. Tennessee (11.25.22)	Defensive Rebounds	35 by Southern Utah (11.18.22)	16 by Seton Hall (12.1.22)
50 vs. Wisconsin (11.24.22)	27 vs. Tennessee (11.25.22)	Rebounds	46 by Duke (11.15.22)	25 by Texas Southern (11.28.22)
25 at Kansas State (1.17.23)	11, 4x, last vs. Howard (3.16.23)	Fouls	24 by Kansas State (1.17.23)	6 by Texas Tech (1.3.23)
3 at Kansas State (1.17.23)	0, 26x, last vs. Texas (3.11.23)	DQs	1, 7x, last by Oklahoma (2.11.23)	0, 26x, last by Texas (3.11.23)
26 at Oklahoma State (2.14.23)	8 vs. Texas (3.11.23)	Assists	19 by Texas (3.4.23)	5 by Oklahoma (2.11.23)
20 at Iowa State (2.4.23)	4 vs. Baylor (2.18.23)	Turnovers	24, 2x, last by Oklahoma (2.11.22)	6 by Wisconsin (11.24.22)
13 vs. Duke (11.15.22)	0 vs. NC State (11.23.22)	Blocked Shots	9 by Indiana (12.17.22)	0, 4x, last by Texas (3.11.23)
17 vs. Indiana (12.17.22)	5, 3x, last at Iowa State (2.4.23)	Steals	12 by Kansas State (1.17.23)	1 by Baylor (2.18.23)

2022-23 BOX SCORES

1 #5/5 KANSAS 89, OMAHA 64 Nov. 7, 2022 | Lawrence, Kan. | Allen Fieldhouse (16,300)

Box score for game 1: Omaha - 64, Record: 0-1. Includes player stats for Marquel Sutton, Frankie Fidler, Dylan Brougham, JJ White, Jaeden Marshall, Luke Junjers, Tony Osburn, La'Mel Robinson, Ja'Sean Glover, Grant Frickenstein, and team totals.

Box score for game 2: Kansas - 89, Record: 1-0. Includes player stats for Jalen Wilson, KJ Adams, Jr., Dajuan Harris, Grady Dick, Kevin McCullar, Ernest Udeh Jr., Bobby Pettiford, Joseph Yesufu, Zach Clemence, Zuby Ejfor, Kyle Cuffe, Jr., and Michael Jankovich.

Statistical summary for game 1 including OMA vs KAN comparison for Points from Turnovers, Paint, Second Chance, Fast Breaks, and Bench.

2 #5/5 KANSAS 82, NORTH DAKOTA STATE 59 Nov. 10, 2022 | Lawrence, Kan. | Allen Fieldhouse (16,300)

Box score for game 2: North Dakota St. - 59, Record: 0-2. Includes player stats for Grant Nelson, Andrew Morgan, Luke Yoder, Lance Waddles, Boden Skunberg, Tajavus Miller, Damari Wheeler-Thomas, Joshua Streit, Sam Hastreiter, Jacari White, and Ryan Sletten.

Box score for game 3: Kansas - 82, Record: 2-0. Includes player stats for Jalen Wilson, KJ Adams, Jr., Dajuan Harris, Grady Dick, Kevin McCullar, Ernest Udeh Jr., Bobby Pettiford, Joseph Yesufu, Zach Clemence, Zuby Ejfor, Kyle Cuffe, Jr., and Michael Jankovich.

Statistical summary for game 2 including NDS vs KAN comparison for Points from Turnovers, Paint, Second Chance, Fast Breaks, and Bench.

3 #6/5 KANSAS 69, #7/8 DUKE 64 Nov. 15, 2022 | Indianapolis, Ind. | Gainbridge Fieldhouse

Box score for game 3: Duke - 64, Record: 2-1. Includes player stats for Mark Mitchell, Ryan Young, Kyle Filipowski, Jeremy Roach, Tyrese Proctor, Dereck Lively II, Jaylen Blakes, and Jacob Grandison.

Box score for game 4: Kansas - 69, Record: 3-0. Includes player stats for Jalen Wilson, KJ Adams, Jr., Dajuan Harris, Grady Dick, Kevin McCullar, Bobby Pettiford, Ernest Udeh Jr., Joseph Yesufu, Zuby Ejfor, and team totals.

Statistical summary for game 3 including DUKE vs KU comparison for Points from Turnovers, Paint, Second Chance, Fast Breaks, and Bench.

4 #6/5 KANSAS 82, SOUTHERN UTAH 76 Nov. 18, 2022 | Lawrence, Kan. | Allen Fieldhouse (16,300)

Box score for game 4: Southern Utah - 76, Record: 3-2. Includes player stats for Maizen Fausett, Harrison Butler, Jason Spurgin, Drake Allen, Tevian Jones, Cameron Healy, Dee Barnes, Felix Lemetti, Parsa Fallah, and Amound Anderson.

Box score for game 5: Kansas - 82, Record: 4-0. Includes player stats for Jalen Wilson, KJ Adams, Jr., Dajuan Harris, Grady Dick, Kevin McCullar, Bobby Pettiford, Ernest Udeh Jr., MJ Rice, Joseph Yesufu, and Zuby Ejfor.

Statistical summary for game 4 including SOU vs KAN comparison for Points from Turnovers, Paint, Second Chance, Fast Breaks, and Bench.

2022-23 BOX SCORES

5

#3/3 KANSAS 80, NC STATE 74

Nov. 23, 2022 | Paradise Island, Bahamas | Imperial Arena (3,500)

NC State - 74

Record: 4-1

Table with columns: NO. Name, Min, FG, 3P, FT, Rebounds, Fouls, TP, AS, TO, ST, Blocks, +/-

Shooting By Period: 1st FG% 11-31 35.5%, 3PT% 5-13 38.5%, FT% 4-4 100%

Technical Fouls: Bench 2nd 13:33 Coach 2nd 13:33

Kansas - 80

Record: 5-0

Table with columns: NO. Name, Min, FG, 3P, FT, Rebounds, Fouls, TP, AS, TO, ST, Blocks, +/-

Shooting By Period: 1st FG% 14-32 43.8%, 3PT% 9-14 64.3%, FT% 2-4 50%

Technical Fouls: NONE

Summary table with columns: NCS, KAN, Points from Turnovers, Paint, Second Chance, Fast Breaks, Bench

6

#3/3 KANSAS 69, WISCONSIN 68 (OT)

Nov. 24, 2022 | Paradise Island, Bahamas | Imperial Arena

Wisconsin - 68

Record: 4-1

Table with columns: NO. Name, Min, FG, 3P, FT, Rebounds, Fouls, TP, AS, TO, ST, Blocks, +/-

Shooting By Period: 1st FG% 8-26 30.8%, 3PT% 2-8 25.0%, FT% 2-5 40%

Technical Fouls: Essegian 1st 14:12 Klesmit 2nd 5:21

Kansas - 69

Record: 6-0

Table with columns: NO. Name, Min, FG, 3P, FT, Rebounds, Fouls, TP, AS, TO, ST, Blocks, +/-

Shooting By Period: 1st FG% 12-32 37.5%, 3PT% 6-17 35.3%, FT% 3-5 60%

Technical Fouls: NONE

Summary table with columns: WIS, KAN, Points from Turnovers, Paint, Second Chance, Fast Breaks, Bench

7

#22/21 TENNESSEE 64, #3/3 KANSAS 50

Nov. 25, 2022 | Paradise Island, Bahamas | Imperial Arena (3,500)

Tennessee - 64

Record: 5-1

Table with columns: NO. Name, Min, FG, 3P, FT, Rebounds, Fouls, TP, AS, TO, ST, Blocks, +/-

Shooting By Period: 1st FG% 12-27 44.4%, 3PT% 7-13 53.8%, FT% 2-2 100%

Technical Fouls: NONE

Kansas - 50

Record: 6-1

Table with columns: NO. Name, Min, FG, 3P, FT, Rebounds, Fouls, TP, AS, TO, ST, Blocks, +/-

Shooting By Period: 1st FG% 8-28 28.6%, 3PT% 3-11 27.3%, FT% 6-8 75%

Technical Fouls: NONE

Summary table with columns: TEN, KAN, Points from Turnovers, Paint, Second Chance, Fast Breaks, Bench

8

#9/9 KANSAS 87, TEXAS SOUTHERN 55

Nov. 28, 2022 | Lawrence, Kan. | Allen Fieldhouse (16,300)

Texas Southern - 55

Record: 1-7

Table with columns: NO. Name, Min, FG, 3P, FT, Rebounds, Fouls, TP, AS, TO, ST, Blocks, +/-

Shooting By Period: 1st FG% 10-28 35.7%, 3PT% 2-10 20.0%, FT% 3-5 60%

Technical Fouls: NONE

Kansas - 87

Record: 7-1

Table with columns: NO. Name, Min, FG, 3P, FT, Rebounds, Fouls, TP, AS, TO, ST, Blocks, +/-

Shooting By Period: 1st FG% 15-29 51.7%, 3PT% 6-15 40.0%, FT% 4-6 66.7%

Technical Fouls: NONE

Summary table with columns: TSU, KAN, Points from Turnovers, Paint, Second Chance, Fast Breaks, Bench



2022-23 BOX SCORES

9

#9/9 KANSAS 91, SETON HALL 65
Dec. 1, 2022 | Lawrence, Kan. | Allen Fieldhouse (16,300)

Box score table for Seton Hall - 65 vs Kansas 91. Includes player stats, team totals, and shooting percentages.

Box score table for Kansas - 91 vs Seton Hall 65. Includes player stats, team totals, and shooting percentages.

Summary statistics table for Seton Hall vs Kansas, including points from turnovers, paint, second chance, and fast breaks.

10

#9/9 KANSAS 95, RV/RV MISSOURI 67
Dec. 10, 2022 | Columbia, Mo. | Mizzou Arena (15,061)

Box score table for #6/6 Kansas - 95 vs RV/RV Missouri 67. Includes player stats, team totals, and shooting percentages.

Box score table for Missouri - 67 vs #6/6 Kansas 95. Includes player stats, team totals, and shooting percentages.

Summary statistics table for Missouri vs Kansas, including points from turnovers, paint, second chance, and fast breaks.

11

#8/6 KANSAS 95, #14/16 INDIANA 62
Dec. 17, 2022 | Lawrence, Kan. | Allen Fieldhouse (16,300)

Box score table for Indiana - 62 vs Kansas 95. Includes player stats, team totals, and shooting percentages.

Box score table for Kansas - 94 vs Indiana 62. Includes player stats, team totals, and shooting percentages.

Summary statistics table for Indiana vs Kansas, including points from turnovers, paint, second chance, and fast breaks.

12

#4/4 KANSAS 68, HARVARD 54
Dec. 22, 2022 | Lawrence, Kan. | Allen Fieldhouse (16,300)

Box score table for Harvard - 54 vs Kansas 68. Includes player stats, team totals, and shooting percentages.

Box score table for Kansas - 68 vs Harvard 54. Includes player stats, team totals, and shooting percentages.

Summary statistics table for Harvard vs Kansas, including points from turnovers, paint, second chance, and fast breaks.

2022-23 BOX SCORES

21 #9/9 KANSAS 77, #RV/RV KENTUCKY 68 Jan. 28, 2023 | Lexington, Kentucky | Rupp Arena (20,500)

Box score for Kansas vs Kentucky (2023-01-28). Includes player stats, team totals, and shooting by period.

Box score for Kentucky vs Kansas (2023-01-28). Includes player stats, team totals, and shooting by period.

Summary statistics for Kansas vs Kentucky game, including points from turnovers and period scoring.

22 #8/8 KANSAS 90, #7/6 KANSAS STATE 78 Jan. 31, 2023 | Lawrence, Kansas | Allen Fieldhouse (16,300)

Box score for Kansas vs Kansas State (2023-01-31). Includes player stats, team totals, and shooting by period.

Box score for Kansas State vs Kansas (2023-01-31). Includes player stats, team totals, and shooting by period.

Summary statistics for Kansas vs Kansas State game, including points from turnovers and period scoring.

23 #13/13 IOWA STATE 68, #8/8 KANSAS 53 Feb. 4, 2023 | Ames, Iowa | Hilton Coliseum (14,267)

Box score for Kansas vs Iowa State (2023-02-04). Includes player stats, team totals, and shooting by period.

Box score for Iowa State vs Kansas (2023-02-04). Includes player stats, team totals, and shooting by period.

Summary statistics for Kansas vs Iowa State game, including points from turnovers and period scoring.

24 #9/8 KANSAS 88, #5/6 TEXAS 80 Feb. 6, 2023 | Lawrence, Kansas | Allen Fieldhouse (16,300)

Box score for Kansas vs Texas (2023-02-06). Includes player stats, team totals, and shooting by period.

Box score for Texas vs Kansas (2023-02-06). Includes player stats, team totals, and shooting by period.

Summary statistics for Kansas vs Texas game, including points from turnovers and period scoring.





SPALDING

State Farm

PLAN

FEAR

KANSAS adidas
2023
BIG 12 BASKETBALL
CHAMPIONS

1923

2008

2022

JellyVee

WYNN

WYNN

BEST



OPPONENTS & SERIES INFO

Opponents

DATE	OPPONENT	LOCATION (ARENA)	TIME (CT)	TEAM WEBSITE	SERIES HISTORY
Oct. 6	LATE NIGHT IN THE PHOG	Lawrence, Kan. (Allen Fieldhouse)	6:30 p.m.	kuathletics.com	--
Oct. 29	at Illinois (EXH)	Champaign, Ill. (State Farm Arena)	5 p.m.	fightingillini.com	Tied, 3-3
Nov. 1	FORT HAYS STATE (EXH)	Lawrence, Kan. (Allen Fieldhouse)	7 p.m.	fhsuathletics.com	KU leads, 12-0
Nov. 6	NORTH CAROLINA CENTRAL	Lawrence, Kan. (Allen Fieldhouse)	7 p.m.	nccueaglepride.com	First Meeting
Nov. 10	MANHATTAN	Lawrence, Kan. (Allen Fieldhouse)	7 p.m.	gojaspers.com	First Meeting
Nov. 14	vs. Kentucky#	Chicago, Ill. (United Center)	TBD	ukathletics.com	UK leads, 25-11
Nov. 20	Chaminade%	Honolulu, Hawaii (Stan Sheriff Center)	8 p.m.	goswords.com	KU leads, 4-0
Nov. 21	Marquette/UCLA%	Honolulu, Hawaii (Stan Sheriff Center)	9:30 p.m./4 p.m.	--	--
Nov. 22	Gonzaga/Purdue/Syracuse/Tennessee%	Honolulu, Hawaii (Stan Sheriff Center)	TBD	--	--
Nov. 28	EASTERN ILLINOIS	Lawrence, Kan. (Allen Fieldhouse)	7 p.m.	eiupanthers.com	First Meeting
Dec. 1	CONNECTICUT-	Lawrence, Kan. (Allen Fieldhouse)	8 p.m.	uconnhuskies.com	KU leads, 3-0
Dec. 5	KANSAS CITY	Lawrence, Kan. (Allen Fieldhouse)	7 p.m.	kcroos.com	KU leads, 8-0
Dec. 9	MISSOURI	Lawrence, Kan. (Allen Fieldhouse)	4:15 p.m.	mutigers.com	KU leads, 176-95
Dec. 16	at Indiana	Bloomington, Ind. (Simon Skjodt Assembly Hall)	TBD	iuhoosiers.com	IU leads, 8-7
Dec. 22	YALE	Lawrence, Kan. (Allen Fieldhouse)	7 p.m.	yalebulldogs.com	KU leads, 3-0
Dec. 30	vs. Wichita State	Kansas City, Mo. (T-Mobile Center)	3 p.m.	goshockers.com	KU leads, 12-3
Jan. 6	TCU*	Lawrence, Kan. (Allen Fieldhouse)	1 p.m.	gofrogs.com	KU leads, 25-4
Jan. 10	at UCF*	Orlando, Fla. (Financial Arena)	6 p.m.	ucfknight.com	First Meeting
Jan. 13	OKLAHOMA*	Lawrence, Kan. (Allen Fieldhouse)	1 p.m.	soonersports.com	KU leads, 155-69
Jan. 16	at Oklahoma State*	Stillwater, Okla. (Gallagher-Iba Arena)	8 p.m.	okstate.com	KU leads, 124-60
Jan. 20	at West Virginia*	Morgantown, W.Va. (WVU Coliseum)	3 p.m.	wvusports.com	KU leads, 19-6
Jan. 22	CINCINNATI*	Lawrence, Kan. (Allen Fieldhouse)	8 p.m.	gobearcats.com	CIN leads, 4-3
Jan. 27	at Iowa State*	Ames, Iowa (Hilton Coliseum)	12:30	cyclones.com	KU leads, 189-67
Jan. 30	OKLAHOMA STATE*	Lawrence, Kan. (Allen Fieldhouse)	8 p.m.	okstate.com	KU leads, 124-60
Feb. 3	HOUSTON*	Lawrence, Kan. (Allen Fieldhouse)	3 p.m.	uhcougars.com	KU leads, 5-2
Feb. 5	at Kansas State*	Manhattan, Kan. (Bramlage Coliseum)	8 p.m.	www.kstatesports.com	KU leads, 201-95
Feb. 10	BAYLOR*	Lawrence, Kan. (Allen Fieldhouse)	5 p.m.	baylorbears.com	KU leads, 35-9
Feb. 12	at Texas Tech*	Lubbock, Texas (United Supermarkets Arena)	8 p.m.	texastech.com	KU leads, 43-7
Feb. 17	at Oklahoma*	Norman, Okla. (Lloyd Noble Center)	3 p.m.	soonersports.com	KU leads, 155-69
Feb. 24	TEXAS*	Lawrence, Kan. (Allen Fieldhouse)	5 p.m.	texasports.com	KU leads, 36-14
Feb. 27	BYU*	Lawrence, Kan. (Allen Fieldhouse)	7 p.m.	byucougars.com	KU leads, 4-1
March 2	at Baylor*	Waco, Texas (Foster Pavilion)	11 a.m.	baylorbears.com	KU leads, 35-9
March 5	KANSAS STATE*	Lawrence, Kan. (Allen Fieldhouse)	8 p.m.	kstatesports.com	KU leads, 201-95
March 9	at Houston*	Houston, Texas (Fertitta Center)	3 p.m.	uhcougars.com	KU leads, 5-2
Phillips 66 Big 12 Championship					
March 12	Tuesday	Day #1	Kansas City, Mo. (T-Mobile Center)		
March 13	Wednesday	Day #2	Kansas City, Mo. (T-Mobile Center)		
March 14	Thursday	Quarterfinals	Kansas City, Mo. (T-Mobile Center)		
March 15	Friday	Semifinals	Kansas City, Mo. (T-Mobile Center)		
March 16	Saturday	Final	Kansas City, Mo. (T-Mobile Center)		
NCAA Championship					
March 17	Sunday	Selection Sunday			
March 19/20	Tuesday/Wednesday	First Four	UD Arena (Dayton, Ohio)		
March 21/23	Thursday/Saturday	First/Second Rounds	Spectrum Center (Charlotte, N.C.); CHI Health Center (Omaha, Neb.); PPG Paints Arena (Pittsburgh); Vivint Smart Home Arena (Salt Lake City)		
March 22/24	Friday/Sunday	First/Second Rounds	Barclays Center (Brooklyn, N.Y.); Gainbridge Fieldhouse (Indianapolis); Spokane Veterans Memorial Arena (Spokane, Wash.); FedExForum (Memphis, Tenn.)		
March 28/30	Thursday/Saturday	Regionals	TD Garden (Boston); Crypto.com Arena (Los Angeles)		
March 29/31	Friday/Sunday	Regionals	American Airlines Center (Dallas); Little Caesars Arena (Detroit)		
April 6	Saturday	Final Four	State Farm Stadium (Glendale, Ariz.)		
April 8	Monday	National Championship	State Farm Stadium (Glendale, Ariz.)		

State Farm Champions Classic | % Maui Jim Maui Invitational | -Big EAST-Big 12 Battle | * Big 12 Conference game | Home Games in ALL CAPS and bold



Non-conference Series History

A

AIR FORCE
KANSAS LEADS, 1-1

02/04/1961.....Lawrence.....W.....78-52
02/03/1962.....Colorado Springs, Colo.....L.....72-76

ALASKA-ANCHORAGE
KANSAS LEADS, 1-0

11/25/1988.....Anchorage, Alaska*.....W.....94-81

*Great Alaska Shootout

ALBANY
KANSAS LEADS, 1-0

12/30/2008.....Lawrence.....W.....79-43

ALCORN STATE
KANSAS LEADS, 4-0

01/25/1982.....Lawrence.....W.....72-60
12/20/1982.....Lawrence.....W.....86-72
03/16/1984.....Lincoln, Neb.*.....W.....76-56
11/27/2009.....Lawrence.....W.....98-31

*NCAA Midwest Regional

AMERICAN
KANSAS LEADS, 2-0

01/06/1988.....Lawrence.....W.....90-69
12/29/2012.....Lawrence.....W.....89-57

APPALACHIAN STATE
KANSAS LEADS, 1-0

12/07/1987.....Lawrence.....W.....73-62

ARIZONA
KANSAS LEADS, 8-4

12/31/1979.....Tucson, Ariz.....W.....78-60
12/07/1981.....Lawrence.....W.....86-57
03/22/1996.....Denver, Colo.*.....W.....83-80
03/21/1997.....Birmingham, Ala.*.....L.....82-85
12/02/1997.....Chicago\$.....W.....90-87
12/01/2001.....Tucson, Ariz.....W.....105-97
01/25/2003.....Lawrence.....L.....91-74
03/29/2003.....Anaheim, Calif.*.....W.....78-75
11/21/2005.....Maui, Hawaii&.....L.....61-49
11/25/2007.....Lawrence.....W.....76-72 (OT)
12/23/2008.....Tucson, Ariz.....L.....84-67
11/27/2011.....Las Vegas, Nev@.....W.....87-79

*NCAA West Regional; *NCAA Southeast Regional; \$Great Eight; &Maui Invitational; @Las Vegas Invitational

ARIZONA STATE
ARIZONA STATE LEADS, 6-5

12/11/1961.....Tempe, Ariz.....L.....58-72
12/14/1962.....Manhattan, Kan.....L.....62-71
12/29/1979.....Tempe, Ariz.....L.....65-73
03/15/1981.....Wichita, Kan.*.....W.....88-71
11/30/1981.....Lawrence.....W.....63-62
12/22/1989.....Lawrence.....W.....90-67
11/23/1990.....Tempe, Ariz.....L.....68-70
11/26/1997.....New York*.....W.....90-88 (OT)
03/22/2003.....Oklahoma City, Okla.\$.....W.....108-76
12/10/2017.....Lawrence.....L.....85-95
12/22/2018.....Tempe, Ariz.....L.....76-80

*NCAA West Regional; *Preseason NIT; \$NCAA West Sub-Regional

ARKANSAS
KANSAS LEADS, 8-6

12/13/1946.....Kansas City, Mo.....W.....53-52
12/01/1961.....Lawrence.....W.....85-74
12/03/1962.....Fayetteville, Ark.....L.....62-64
12/04/1963.....Lawrence.....W.....73-60
12/01/1964.....Fayetteville, Ark.....W.....65-60
12/01/1965.....Lawrence.....W.....81-52
12/01/1966.....Fayetteville, Ark.....W.....73-57
12/18/1976.....Lawrence.....L.....63-67
12/22/1977.....Little Rock, Ark.....L.....72-78
12/21/1985.....Lawrence.....W.....89-78
12/06/1986.....Fayetteville, Ark.....L.....86-103
03/23/1991.....Charlotte, N.C.*.....W.....93-81
11/22/2005.....Maui, Hawaii.....L.....64-65
3/18/2023.....Des Moines, Iowa#.....L.....71-72

*NCAA Southeast Regional; *Maui Invitational; #NCAA Round of 32

ARKANSAS-LITTLE ROCK
KANSAS LEADS, 2-0

11/26/1991.....Lawrence.....W.....91-80
12/11/1993.....Lawrence.....W.....98-63

AUBURN
AUBURN LEADS, 2-0

03/16/1985.....South Bend, Ind.*.....L.....64-66
03/23/2019.....Salt Lake City\$.....L.....75-89

*NCAA Southeast Regional; \$NCAA Midwest Regional

AUSTIN PEAY
KANSAS LEADS, 1-0

03/17/2016.....Des Moines, Iowa*.....W.....105-79

*NCAA South Regional

B
BALL STATE
KANSAS LEADS, 2-1

03/18/1993.....Chicago*.....W.....94-72
11/19/2001.....Lahaina, Hawaii.....L.....91-93
11/24/2006.....Las Vegas, Nev.....W.....64-46

*NCAA Midwest Regional

BELMONT
KANSAS LEADS, 2-0

12/29/2009.....Lawrence.....W.....81-51
12/15/2012.....Lawrence.....W.....89-60

BINGHAMTON
KANSAS LEADS, 1-0

12/29/2003.....Lawrence.....W.....78-46

BOISE STATE
KANSAS LEADS, 3-0

12/11/1975.....Lawrence.....W.....61-56
12/04/1978.....Lawrence.....W.....82-68
11/20/2000.....Lawrence.....W.....101-61

BOSTON COLLEGE
BOSTON LEADS, 2-1

03/16/1969.....New York*.....L.....62-78
12/23/2006.....Lawrence.....W.....84-66
01/05/2008.....Chestnut Hill, Mass.....W.....85-60

*NIT

BOSTON UNIVERSITY
KANSAS LEADS, 1-0

03/18/2011.....Tulsa, Okla.*.....W.....72-53
--

*NCAA Southwest Regional

BOWLING GREEN
KANSAS LEADS, 1-0

11/29/1982.....Lawrence.....W.....97-68

BRADLEY
BRADLEY LEADS, 2-0

03/14/1950.....Kansas City, Mo.*.....L.....57-59
03/17/2006.....Auburn Hills, Mich.*.....L.....73-77

*NCAA Fifth District Playoff; *NCAA Oakland Regional

BROWN
KANSAS LEADS, 2-0

01/03/1989.....Lawrence.....W.....115-45
01/02/1997.....Lawrence.....W.....107-49

BUCKNELL
BUCKNELL LEADS, 1-0

03/18/2005.....Oklahoma City, Okla.*.....L.....62-63
--

*NCAA Syracuse Regional

C
CALIFORNIA
KANSAS LEADS, 16-3

01/03/1929.....Oakland, Calif.....L.....21-33
01/04/1929.....Oakland, Calif.....L.....23-30
01/05/1929.....Oakland, Calif.....W.....24-23
01/02/1930.....Kansas City, Mo.....W.....36-25
01/03/1930.....Kansas City, Mo.....W.....31-15
01/04/1930.....Lawrence.....W.....38-28
01/02/1936.....Kansas City, Kan.....W.....32-28
01/03/1936.....Kansas City, Kan.....W.....27-18
12/30/1957.....Manhattan, Kan.....L.....62-65
12/18/1956.....Berkeley, Calif.....W.....66-56
12/21/1957.....Manhattan, Kan.....W.....58-52
11/26/1988.....Anchorage, Alaska*.....W.....86-71
03/25/1993.....St. Louis, Mo.*.....W.....93-76
11/19/1993.....Lawrence\$.....W.....73-56
11/26/1996.....Lahaina, Hawaii&.....W.....85-67
12/28/2002.....Oakland, Calif.....W.....80-67
12/10/2005.....Kansas City, Mo.@.....W.....69-56
12/22/2009.....Lawrence.....W.....84-69
12/22/2010.....Berkeley, Calif.....W.....78-63

*Great Alaska Shootout; *NCAA Midwest Regional; \$Preseason NIT; &Maui Invitational; @Kemper Shootout

CAL-SANTA BARBARA
KANSAS LEADS, 1-0

12/20/2003.....Reno, Nev.....W.....72-52
--

CAL-STATE NORTHRIDGE
KANSAS LEADS, 1-0

03/16/2001.....Dayton, Ohio*.....W.....99-75
--

*NCAA Midwest Regional

CANISIUS
KANSAS LEADS, 2-0

12/04/1957.....Lawrence.....W.....66-46
12/06/1958.....Buffalo, N.Y.....W.....75-54

CENTENARY
KANSAS LEADS, 1-0

12/23/1948.....Kansas City, Mo.....W.....49-41
--

CENTRAL ARKANSAS
KANSAS LEADS, 1-0

11/19/2009.....Lawrence*.....W.....94-44
--

*Hall-of-Fame Showcase

CENTRAL MISSOURI
KANSAS LEADS, 13-1

03/05/1907.....Warrensburg, Mo.....W.....34-16
02/15/1908.....Warrensburg, Mo.....W.....34-16
02/09/2009.....Warrensburg, Mo.....W.....37-14
03/03/1913.....Warrensburg, Mo.....W.....30-24
02/19/1914.....Lawrence.....W.....49-22
01/13/1915.....Lawrence.....W.....46-20
12/21/1933.....Warrensburg, Mo.....W.....41-25
12/03/1938.....Lawrence.....W.....25-20
12/08/1939.....Warrensburg, Mo.....L.....31-33
12/03/1945.....Lawrence.....W.....45-28
12/04/1976.....Lawrence.....W.....74-52
11/28/1977.....Lawrence.....W.....121-65
11/30/1991.....Lawrence.....W.....83-54
12/04/2002.....Lawrence.....W.....97-70

CHAMINADE
KANSAS LEADS, 4-0

11/27/1987.....Lahaina, Hawaii*.....W.....89-62
11/23/2005.....Lahaina, Hawaii*.....W.....102-54
11/23/2015.....Lahaina, Hawaii*.....W.....123-72
11/25/2019.....Lahaina, Hawaii*.....W.....93-63

*Maui Invitational

CHATTANOOGA
KANSAS LEADS, 3-0

03/17/1994.....Lexington, Ky.*.....W.....102-73
11/21/2003.....Lawrence.....W.....90-76
11/15/2012.....Kansas City, Mo.*.....W.....69-55

*NCAA Southeast Sub-Regional
*CBE Classic

THE CITADEL
KANSAS LEADS, 1-0

12/22/1986.....Lawrence.....W.....74-71

COLGATE
KANSAS LEADS, 1-0

03/16/1995.....Dayton, Ohio*.....W.....82-68
--

*NCAA Midwest Regional

COLORADO
KANSAS LEADS, 124-40

01/02/1931.....Denver, Colo.....W.....34-25
01/03/1931.....Denver, Colo.....W.....36-28
01/05/1931.....Boulder, Colo.....L.....25-19
01/04/1932.....Kansas City, Mo.....L.....22-25
01/05/1932.....Kansas City, Mo.....W.....41-22
01/06/1932.....Lawrence.....W.....34-25
03/20/1942.....Kansas City, Mo.*.....L.....44-46
01/02/1947.....Kansas City, Mo.....L.....50-52 (OT)
01/20/1947.....Boulder, Colo.....L.....54-59 (OT)
03/14/1947.....Lawrence.....W.....51-39
12/18/1947.....Kansas City, Mo.*.....W.....49-39
01/10/1948.....Lawrence.....W.....57-44
03/08/1948.....Boulder, Colo.....L.....60-77
01/17/1949.....Lawrence.....L.....30-42
02/28/1949.....Boulder, Colo.....L.....43-50
02/06/1950.....at Boulder, Colo.....L.....48-50 (OT)
02/25/1950.....Lawrence.....W.....76-60
01/11/1951.....Lawrence.....W.....54-48
02/26/1951.....Boulder, Colo.....W.....58-56
12/26/1951.....Kansas City, Mo.*.....W.....76-56
02/04/1952.....Lawrence.....W.....73-68
03/10/1952.....Boulder, Colo.....W.....72-55
01/20/1953.....Boulder, Colo.....L.....68-72
03/02/1953.....Lawrence.....W.....78-55
12/26/1953.....Kansas City, Mo.*.....W.....79-62
02/02/1954.....Boulder, Colo.....L.....62-70
03/01/1954.....Lawrence.....W.....83-62
01/10/1955.....Lawrence.....L.....54-65
02/22/1955.....Boulder, Colo.....L.....69-80
03/02/1956.....Lawrence.....W.....54-44

Non-conference Series History

IOWA
IOWA LEADS, 7-3
02/05/1902...Iowa City, Iowa...L...27-40
02/14/1906...Iowa City, Iowa...L...20-28

J
JACKSON STATE
KANSAS LEADS, 4-0
12/05/1983...Lawrence...W...89-57
12/27/1992...Honolulu, Hawaii*...W...93-85

K
KANSAS CITY
KANSAS LEADS, 8-0
12/12/1992...Kansas City, Mo.*...W...108-62
12/08/2001...Lawrence...W...79-68

KENT STATE
KANSAS LEADS, 2-0
12/01/2008...Lawrence...W...87-60
12/30/2014...Lawrence...W...78-62

KENTUCKY
KENTUCKY LEADS, 25-11
12/16/1950...Lexington, Ky...L...39-68
12/14/1959...Lawrence...L...72-77
12/06/1969...Lexington, Ky...L...85-115

L
LAFAYETTE
KANSAS LEADS, 1-0
12/20/2014...Lawrence...W...96-69

LA SALLE
KANSAS LEADS, 3-0
03/31/1952...New York*...W...70-65
12/20/1975...Lawrence...W...74-73

LEHIGH
KANSAS LEADS, 1-0
03/18/2010...Oklahoma City, Okla.*...W...90-74
*NCAA Midwest Regional

LONG BEACH STATE
KANSAS LEADS, 4-1
12/01/1970...Lawrence...W...69-52
12/07/1991...Long Beach, Calif...W...66-60

LONGWOOD
KANSAS LEADS, 1-0
11/12/2010...Lawrence...W...113-75

LOUISIANA LAFAYETTE
KANSAS LEADS, 2-1
12/29/1983...New Orleans...L...45-54
12/11/2004...Lawrence...W...96-51

LOUISIANA MONROE
KANSAS LEADS, 2-0
11/09/2007...Lawrence...W...107-78
11/8/2013...Lawrence...W...80-63

LOUISIANA STATE
KANSAS LEADS, 3-1
12/12/1953...Baton Rouge, La...L...63-68
12/06/1954...Lawrence...W...83-58

LOUISIANA TECH
KANSAS LEADS, 1-0
12/27/1985...Kansas City, Mo.*...W...81-59
*BMA Holiday Classic

LOUISVILLE
KANSAS LEADS, 6-5
02/07/1959...Louisville, Ky...L...74-82
03/18/1967...Lawrence*...W...70-68
12/06/1967...Lawrence...L...51-57

LOYOLA (CHICAGO)
KANSAS LEADS, 7-1
01/08/1939...Chicago...W...40-36
01/02/1941...Chicago...W...41-40
12/12/1964...Lawrence...W...80-60

LOYOLA (MARYLAND)
KANSAS LEADS, 2-0
11/08/2008...Lawrence...W...90-60
12/01/2015...Lawrence...W...94-61

M
MAINE
KANSAS LEADS, 1-0
01/15/1983...Lawrence...W...79-68

MARQUETTE
KANSAS LEADS, 7-1
12/08/1956...Lawrence...W...78-61
12/09/1957...Milwaukee, Wis...W...82-62

MARSHALL
KANSAS LEADS, 1-0
12/01/1969...Lawrence...W...96-80

MARYLAND
KANSAS LEADS, 4-2
12/19/1964...College Park, Md...W...63-61
12/10/1965...Lawrence...W...71-62
11/23/1984...Anchorage, Alaska*...W...58-56

MARYLAND-BALTIMORE COUNTY
KANSAS LEADS, 3-0
12/02/1989...Lawrence...W...86-67
01/10/1991...Lawrence...W...97-46

MASSACHUSETTS
KANSAS LEADS, 3-2
11/26/1993...New York*...W...86-75
12/03/1994...Anaheim, Calif.*...W...81-75
12/10/1997...Lawrence...W...73-71

MEMPHIS
KANSAS LEADS, 6-2
01/06/1981...Memphis, Tenn...W...59-49
12/18/1982...Lawrence...L...58-64
12/09/1985...Lawrence...W...75-71

MIAMI (FLA.)
KANSAS LEADS, 4-1
01/11/1987...Lawrence...W...82-47
01/12/1989...Miami, Fla...L...86-87
01/10/1990...Miami, Fla...W...100-73

MIAMI (OHIO)
KANSAS LEADS, 2-0
12/22/2007...Lawrence...W...78-54
01/02/2011...Lawrence...W...83-56

MICHIGAN
MICHIGAN LEADS, 6-2
12/29/1949...Kansas City, Mo...L...47-49
12/03/1980...Lawrence...L...52-64
12/06/1982...Ann Arbor, Mich...L...74-86

MICHIGAN STATE
KANSAS LEADS, 8-7
12/16/1960...Manhattan, Kan...W...93-69
12/08/1962...East Lansing, Mich...L...62-81
02/04/1979...East Lansing, Mich...L...61-85

MILWAUKEE
KANSAS LEADS, 6-2
12/08/1956...Lawrence...W...78-61
12/09/1957...Milwaukee, Wis...W...82-62

MONTANA STATE
KANSAS LEADS, 4-2
01/15/1983...Lawrence...W...79-68
03/23/1974...Greensboro, N.C.*...L...51-64



Big 12 Conference Series History

OPPONENTS

ROCK CHALK JAYHAWK

TEXAS (CONT.)

01/23/2016.....Lawrence.....W.....76-67
02/29/2016.....Austin.....W.....86-56
01/21/2017.....Lawrence.....W.....79-67
02/25/2017.....Austin.....W.....77-67
12/29/2017.....Austin.....W.....92-86
01/14/2019.....Lawrence.....W.....80-78
01/29/2019.....Austin.....L.....63-73
03/14/2019.....Kansas City, Mo.*.....W.....65-57
01/18/2020.....Austin.....W.....66-57
02/03/2020.....Lawrence.....W.....69-58
01/02/2021.....Lawrence.....L.....84-59
02/23/2021.....Austin (OT).....L.....72-75
02/07/2022.....Austin.....L.....76-79
03/05/2022.....Lawrence (OT).....W.....70-63
02/06/2023.....Lawrence.....W.....88-80
03/04/2023.....Austin.....L.....59-75
03/11/2023.....Kansas City, Mo.*.....L.....56-76

*Big 12 Championship *NCAA Midwest Regional

**TEXAS TECH
ALL-TIME SERIES**

KANSAS LEADS, 43-7

Lawrence, Kan. (Allen Fieldhouse).....22-1 (21-1)
Lubbock, Texas (United Supermarkets Arena).....17-6 (13-4)
Neutral Sites.....4-0
Big 12 Play.....33-7
Big 12 Championship (T-Mobile Center).....4-0 (3-0)

HIGHEST SCORES - KANSAS

Lawrence.....109
.....KU 109-51, in 2007-08
Lubbock.....97
.....KU 97-75, in 1960-61

HIGHEST SCORES - TEXAS TECH

Lawrence.....85
.....TTU 85-73, in 2017-18
Lubbock.....91
.....TTU 91-62, in 2018-19

GAME-BY-GAME

12/07/1959.....Lawrence.....W.....85-71
12/05/1960.....Lubbock.....W.....97-75
12/10/1963.....Lawrence.....W.....73-67
12/04/1965.....Lubbock.....W.....74-70
12/15/1972.....Lawrence.....W.....67-51
12/20/1986.....Lawrence.....W.....82-52
12/21/1988.....Lubbock.....W.....81-80
01/29/1997.....Lubbock.....W.....86-77
01/24/1998.....Lawrence.....W.....88-49
02/13/1999.....Lubbock.....L.....84-90
02/05/2000.....Lawrence.....W.....87-62
01/06/2001.....Lubbock.....W.....94-82
02/09/2002.....Lawrence.....W.....108-81
03/09/2002.....Kansas City, Mo.*.....W.....90-50
03/03/2003.....Lubbock.....W.....65-56
02/07/2004.....Lawrence.....W.....96-77
02/14/2005.....Lubbock (2ot).....L.....79-80
01/30/2006.....Lawrence.....W.....86-52
01/20/2007.....Lubbock.....L.....64-69
03/03/2008.....Lawrence.....W.....109-51
03/04/2009.....Lubbock.....L.....65-84
01/16/2010.....Lawrence.....W.....89-63
03/11/2010.....Kansas City, Mo.*.....W.....80-68
02/01/2011.....Lubbock.....W.....88-66
01/11/2012.....Lubbock.....W.....81-46
02/18/2012.....Lawrence.....W.....83-50
01/12/2013.....Lubbock.....W.....60-46
03/04/2013.....Lawrence.....W.....79-42
03/14/2013.....Kansas City, Mo.*.....W.....91-63
02/18/2014.....Lubbock.....W.....64-63
03/05/2014.....Lawrence.....W.....82-57
01/10/2015.....Lawrence.....W.....86-54
02/10/2015.....Lubbock.....W.....83-50
01/09/2016.....Lubbock.....W.....69-59
02/27/2016.....Lawrence.....W.....67-58
01/07/2017.....Lawrence.....W.....85-68
02/11/2017.....Lubbock.....W.....80-79
01/02/2018.....Lawrence.....L.....73-85
02/24/2018.....Lubbock.....W.....74-72
02/02/2019.....Lawrence.....W.....79-63
02/23/2019.....Lubbock.....L.....62-91
02/01/2020.....Lawrence.....W.....78-75

03/07/2020.....Lubbock.....W.....66-62
12/17/2020.....Lubbock.....W.....58-57
02/20/2021.....Lawrence.....W.....67-61
01/06/2022.....Lubbock.....L.....67-75
01/24/2022.....Lawrence (20T).....W.....94-91
03/12/2022.....Kansas City, Mo.*.....W.....74-65
01/03/2023.....Lubbock.....W.....75-72
02/28/2023.....Lawrence.....W.....67-63

*Big 12 Championship

TCU

ALL-TIME SERIES

KANSAS LEADS, 25-4

Lawrence, Kan. (Allen Fieldhouse).....11-1 (10-1)
Fort Worth, Texas (Schollmaier Arena).....10-2 (8-2)
Neutral Sites.....4-1
Big 12 Play.....19-3
Big 12 Championship (T-Mobile Center).....2-1 (2-1)

HIGHEST SCORES - KANSAS

Lawrence.....95
.....KU 95-65, in 2013-14
Fort Worth.....91
.....KU 91-69, in 2013-14

HIGHEST SCORES - TCU

Lawrence.....83
.....TCU 83-60, in 2022-23
Fort Worth.....84
.....KU 88-84, in 2017-18

GAME-BY-GAME

03/21/1952.....Kansas City, Mo.*.....W.....68-64
12/20/1997.....Kansas City, Mo.....W.....94-78
12/01/2003.....Fort Worth.....W.....85-66
12/09/2004.....Lawrence.....W.....93-74
02/06/2013.....Fort Worth.....L.....55-62
02/23/2013.....Lawrence.....W.....74-48
01/25/2014.....Fort Worth.....W.....91-69
02/15/2014.....Lawrence.....W.....95-65
01/28/2015.....Fort Worth.....W.....64-61
02/21/2015.....Lawrence.....W.....81-72
03/12/2015.....Kansas City, Mo.*.....W.....64-59
01/16/2016.....Lawrence.....W.....70-63
02/06/2016.....Fort Worth.....W.....75-56
12/30/2016.....Fort Worth.....W.....86-80
02/22/2017.....Lawrence.....W.....87-68
03/09/2017.....Kansas City, Mo.*.....L.....82-85
01/06/2018.....Fort Worth.....W.....88-84
02/06/2018.....Lawrence.....W.....71-64
01/09/2019.....Lawrence.....W.....77-68
02/11/2019.....Fort Worth (ot).....W.....82-77
02/08/2020.....Fort Worth.....W.....60-46
03/04/2020.....Lawrence.....W.....75-66
02/05/2021.....Fort Worth.....W.....93-64
01/28/2021.....Lawrence.....W.....59-51
03/01/2022.....Fort Worth.....L.....64-74
03/03/2022.....Lawrence.....W.....72-68
03/11/2022.....Kansas City, Mo.*.....W.....75-62
01/21/2023.....Lawrence.....L.....60-83
02/20/2023.....Fort Worth.....W.....63-58

*NCAA Midwest Regional *Big 12 Championship

UCF

ALL-TIME SERIES

TIED, 0-0

Lawrence, Kan. (Allen Fieldhouse).....0-0 (0-0)
Orlando, Fla. (Schollmaier Arena).....0-0 (0-0)
Neutral Sites.....0-0
Big 12 Play.....0-0
Big 12 Championship (T-Mobile Center).....0-0 (0-0)

HIGHEST SCORES - KANSAS

Lawrence.....--
Orlando.....--

HIGHEST SCORES - UCF

Lawrence.....--
Orlando.....--

GAME-BY-GAME

--

WEST VIRGINIA

ALL-TIME SERIES

KANSAS LEADS, 19-6

Lawrence, Kan. (Allen Fieldhouse).....11-0 (11-0)
Morgantown, W. Va. (WVU Coliseum).....4-6 (4-6)
Neutral Sites.....4-0
Big 12 Play.....15-6
Big 12 Championship (T-Mobile Center).....4-0 (4-0)

HIGHEST SCORES - KANSAS

Lawrence.....91
.....KU 91-65, in 2012-13
Morgantown.....86
.....WVU 92-86, in 2013-14

HIGHEST SCORES - WVU

Lawrence.....80
.....KU 84-80, in 2016-17
Morgantown.....92
.....WVU 92-86, in 2013-14

GAME-BY-GAME

01/28/2013.....Morgantown.....W.....61-56
03/02/2013.....Lawrence.....W.....91-65
02/08/2014.....Lawrence.....W.....83-69
03/08/2014.....Morgantown.....L.....86-92
02/16/2015.....Morgantown.....L.....61-62
03/03/2015.....Lawrence (ot).....W.....76-69
01/12/2016.....Morgantown.....L.....63-74
02/09/2016.....Lawrence.....W.....75-65
03/12/2016.....Kansas City, Mo.*.....W.....81-71
01/24/2017.....Morgantown.....L.....69-85
02/13/2017.....Lawrence (ot).....W.....84-80
02/17/2018.....Lawrence.....W.....77-69
01/19/2019.....Morgantown.....L.....64-65
02/16/2019.....Lawrence.....W.....78-53
03/15/2019.....Kansas City, Mo.*.....W.....88-74
01/04/2020.....Lawrence.....W.....60-53
02/12/2020.....Morgantown.....W.....58-49
12/22/2020.....Lawrence.....W.....79-65
02/06/2021.....Morgantown.....L.....79-91
01/15/2022.....Lawrence.....W.....85-59
02/19/2022.....Morgantown.....W.....71-58
03/10/2022.....Kansas City, Mo.*.....W.....87-63
01/07/2023.....Morgantown.....W.....76-62
02/25/2023.....Lawrence.....W.....76-74
03/09/2023.....Kansas City, Mo.*.....W.....78-61

*Big 12 Championship

COACHING RECORDS

Bill Self vs. UCF

Total.....0-0
At Kansas.....0-0

Johnny Dawkins vs. Kansas

Total.....0-1
At UCF.....0-0

LARGEST WINNING MARGINS

Kansas

Lawrence.....--
Orlando.....--

UCF

Lawrence.....--
Orlando.....--

COACHING RECORDS

Bill Self vs. West Virginia

Total.....19-6
At Kansas.....19-6

Josh Elliott (Interim) vs. Kansas

Total.....0-0
At WVU.....0-0

LARGEST WINNING MARGINS

Kansas

Lawrence.....26
Morgantown.....13

West Virginia

Lawrence.....no wins
Morgantown.....16





HISTORY

History

1898: THE BEGINNING

Dr. James Naismith, the game's inventor, took the helm as the first basketball coach in Kansas history. Recommended by Alonzo Stagg, Naismith accepted the job for \$1,300 per year. In 1906, one of Naismith's players, Forrest Clare "Phog" Allen, asked him about the coaching profession, Naismith said: "You can't coach basketball Forrest, you play it." Allen went on to coach at KU for 39 seasons. Allen had two stints as KU head coach, from 1908-09 and from 1920-56. W.O. Hamilton coached the 10 seasons in between Allen's tenures and won five conference titles in the Missouri Valley Intercollegiate Athletic Association (MVIAA). Three of Hamilton's KU teams were near perfect, losing only one game: 18-1 in 1910, 17-1 in 1914 and 16-1 in 1915.

1908: BEWARE OF THE PHOG

Known as the "Father of College Basketball," Allen's first team in 1908 won KU's first-ever of what is now an NCAA Division I all-time high 61 conference regular-season titles. Following Hamilton's 10 seasons sandwiched between Allen's illustrious career, in 1920, Karl Schlademan was KU's head coach for the season opener. Schlademan resigned after the game to concentrate on his duties as track coach, allowing Phog Allen to return as coach.

1922-23: THE FIRST TWO NATIONAL CHAMPIONSHIPS

Seventeen years before the first NCAA Tournament in 1939, Kansas was awarded its first national crown by the Helms Foundation. Allen's team finished with a 16-2 mark in 1922. In 1923, the Helms Foundation again awarded its national title to KU, which went 16-0 in the league and 17-1 overall. The 1923 team included greats Charlie T. Black, Tus Ackerman and Paul Endacott. From 1922 to 1927, Kansas won six-consecutive league regular-season titles, a string that held up until current head coach Bill Self coached KU to 14-straight championships from 2005-18.

1934: CONSECUTIVE CONFERENCE TITLES

In 1934, Allen's Jayhawks capped another remarkable run, winning the Big Six Conference title for the fourth-consecutive season and posting a 16-1 record. Sophomore Ray Ebling (12.8 ppg) led KU in scoring. KU would go on to win seven conference crowns in eight seasons and 11 in a 13-year span from 1931-43.

1936: INTERNATIONAL SCENE

Thanks in part to the work of Phog Allen, the FIBA organized the first Olympic basketball tournament in the 1936 Summer Olympics at Berlin as an outdoor tournament. Dr. Naismith presented the

medals to the top three teams. In keeping up with the Olympic tradition, all of the competitors were amateurs, and FIBA introduced the indoor game in the 1948 Summer Olympics.

1938: KU'S FIRST CONSENSUS ALL-AMERICAN

In 1938, Fred Pralle became KU's first consensus All-American, leading the Big Six in scoring and the Jayhawks to an 18-2 record. Two years later, Allen convinced the NCAA to hold its second national championship in Kansas City, Missouri, in Municipal Auditorium. The venue has hosted more NCAA Final Fours, nine, than any other facility. KU's 1940 team battled all the way to the title game, where it lost to Indiana, 60-52.

1941: ENGLEMAN TO THE RESCUE

Howard Engleman averaged 16.5 points per game and became the second KU player to earn consensus All-America first-team honors in 1941. Engleman later filled in as KU's interim head coach during the 1946-47 season when Allen was ordered to take a rest for health reasons on Jan. 7, 1947.

1943: TWO-SPORT ATHLETES

The Jayhawks' 22-6 team in 1942-43 was led by consensus first team All-American Charlie B. Black and Ray Evans, one of KU's greatest two-sport athletes. Three seasons later, in 1945-46, Otto Schnellbacher, another two-sport superstar, led KU to a 19-2 mark and a spot in the NCAA Tournament.

1952: KU'S FIRST NCAA TITLE

Led by senior All-American Clyde Lovellette, Kansas cruised to its first-ever NCAA national championship, defeating St. John's, 80-63, in the title game. Coach Phog Allen built his team around Lovellette, the only player to lead the nation in scoring and win a NCAA crown in the same season. Lovellette was surrounded by talented role players such as Charlie Hoag, Bill Hougland, Bob Kenney, Bill Lienhard, Dean Kelley, John Keller and others. The NCAA Tournament title was the crowning jewel in Allen's illustrious coaching career. Also in 1951-52, LaVannes Squires, from Wichita, became the first African-American to play at Kansas.

1953: ANOTHER TITLE GAME

The following season, B.H. Born and Kansas came within a point of winning back-to-back NCAA championships, losing to Indiana, 69-68, in the title game. Born was named the tournament's Most Outstanding Player despite the loss.



DR. JAMES NAISMITH



DR. FORREST CLARE "PHOG" ALLEN



CLYDE LOVELLETTE

1952 NCAA TROPHY



125 Years

1957: WILT COMES TO KU

In a memorable NCAA Tournament final, Kansas fell to undefeated North Carolina in triple overtime, 54-53. The Jayhawks, coached by Dick Harp and led by All-American Wilt Chamberlain, finished 24-3, including a 12-0 record to begin the season. The following season Chamberlain, hampered by injuries, still had many individual highlights including a school-record 36 rebounds against Iowa State. KU finished 18-5 and ranked in the top 10. The next year Chamberlain took his game to the pros with the Harlem Globetrotters.

White, Kansas finished 22-8. Also in 1968, the Naismith Memorial Basketball Hall of Fame, named for Dr. James Naismith, opened in Springfield, Massachusetts. The University of Kansas has 20 representatives in the Hall of Fame.

1969: MILESTONE VICTORY & FINAL FOURS

Kansas registered the 1,000th win in school history by beating Oklahoma State, 64-48, on Feb. 3, 1969. The Jayhawks finished the season at 20-7, earning a bid to the postseason NIT. Two seasons later, led by the one-two scoring punch of Dave Robisch and Bud Stallworth, Kansas cruised to a 27-3 overall record, a perfect 14-0 mark in the Big Eight and a Final Four berth. Kansas lost to UCLA in the national semifinals at the Houston Astrodome. The following season Stallworth would score 50 points against Missouri, which still ranks as the most points ever scored by a Jayhawk in a conference game.

1962: GAME OF THE DECADE

In what many consider the "game of the decade," KU beat rival Kansas State in four overtimes at the Big Eight Holiday Classic at Municipal Auditorium in Kansas City in 1962. Reserve Jay Roberts' shot at the buzzer won the game. In April, former KU men's basketball player Wilt Chamberlain set an NBA record by scoring 100 points.

1966: HISTORIC CALL

In head coach Ted Owens' second season, 1965-66, Jo Jo White was ruled out of bounds while making what would have been the winning shot against eventual NCAA champion Texas Western in the regional final. KU finished 23-4 and won the Big Eight regular-season title. The following season Rodger Bohnestiehl and White guided Kansas to a 23-4 finish and the Jayhawks ended ranked third in the nation. KU claimed the 1967 Big Eight Conference title and advanced to the second round of the NCAA Tournament.

1974: ANOTHER FINAL FOUR


Ted Owens' 1973-74 team came from seven points back with 3:19 remaining to beat Oral Roberts on ORU's home court. The win sent Kansas to the Final Four for the second time in four seasons. The Jayhawks finished at 23-7, including a 13-1 mark in the Big Eight Conference.

1978: BE MINE

In 1978, KU freshman Darnell Valentine led the Jayhawks to a 13-1 mark in the Big Eight Conference and a 24-5 record overall. During the season, KU played Kentucky in Allen Fieldhouse on the day KU grad Adolph Rupp died.

1968: NIT FINALS

In 1968, Owens' team advanced all the way to the finals of the postseason NIT, where it lost to Dayton, 61-48, at Madison Square Garden. Behind All-American




TED OWENS

PHOG ALLEN & WILT CHAMBERLAIN

BUD STALLWORTH

KANSAS' MILESTONE VICTORIES

Win #	Date	Site	Coach	Score, Opponent
1	Feb. 10, 1898	Lawrence	James Naismith	31-6 vs. Topeka YMCA
100	Jan. 15, 1910	St. Louis, Mo.	W.O. Hamilton	34-13 vs. Washington (Mo.)
200	Jan. 24, 1917	Lawrence	W.O. Hamilton	27-19 vs. Kansas State
300	Feb. 9, 1925	Lawrence	F.C. Allen	33-18 vs. Iowa State
400	Jan. 2, 1933	Lawrence	F.C. Allen	34-28 vs. Stanford
500	Jan. 18, 1939	Lawrence	F.C. Allen	37-32 vs. Missouri
600	Jan. 30, 1945	Lawrence	F.C. Allen	39-36 vs. Kansas State
700	Dec. 29, 1951	Kansas City, Mo.	F.C. Allen	75-65 vs. Missouri
800	March 15, 1957	Dallas, Texas	Dick Harp	73-65 vs. SMU
900	Dec. 1, 1964	Fayetteville, Ark.	Ted Owens	65-60 vs. Arkansas
1,000	Feb. 3, 1969	Lawrence	Ted Owens	64-48 vs. Oklahoma State
1,100	Jan. 25, 1975	Lawrence	Ted Owens	71-60 vs. Oklahoma State
1,200	Dec. 1, 1980	Lawrence	Ted Owens	81-67 vs. Pepperdine
1,300	Dec. 3, 1985	Lawrence	Larry Brown	86-71 vs. SIU-Edwardsville
1,400	Feb. 25, 1989	Lawrence	Roy Williams	111-83 vs. Colorado
1,500	Jan. 16, 1993	Louisville, Ky.	Roy Williams	98-77 vs. Louisville
1,600	Nov. 27, 1996	Mauai, Hawaii	Roy Williams	80-63 vs. Virginia
1,700	Jan. 8, 2000	Boulder, Colo.	Roy Williams	84-69 vs. Colorado
1,800	March 29, 2003	Anaheim, Calif.	Roy Williams	78-75 vs. Arizona
1,900	March 3, 2007	Lawrence	Bill Self	90-86 vs. Texas
2,000	March 11, 2010	Kansas City, Mo.	Bill Self	80-68 vs. Texas Tech
2,100	March 24, 2013	Kansas City, Mo.	Bill Self	70-58 vs. North Carolina
2,200	Jan. 7, 2017	Lawrence	Bill Self	85-68 vs. Texas Tech
2,300	Feb. 29, 2020	Manhattan	Bill Self	62-58 vs. Kansas State
2,354	March 25, 2022	Chicago, Ill.	Bill Self	66-61 vs. Providence



History



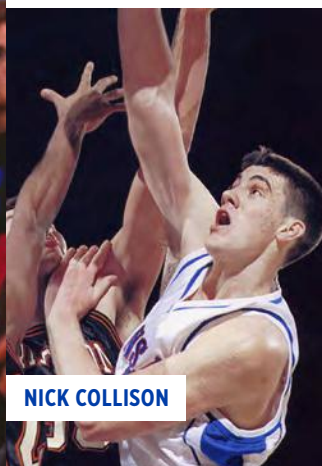
RAEF LAFRENTZ



ROY WILLIAMS



PAUL PIERCE



NICK COLLISON

1981: FIRST POSTSEASON CONFERENCE TOURNEY TITLE

Behind senior Valentine, Kansas won its first Big Eight postseason tournament title in 1981 by beating Kansas State, 80-68, in the championship game at Kemper Arena in Kansas City, Missouri. Valentine, an All-American, and junior Tony Guy led the Jayhawks to a 24-8 record and the NCAA Tournament Sweet 16.

1984: BROWN AND MANNING

North Carolina graduate Larry Brown took over as the sixth head coach in Kansas history, replacing Ted Owens, in 1983-84. Brown's first Jayhawk team won the Big Eight Tournament title and advanced to the second round of the NCAA Tournament, finishing with a 22-10 record. The following season, 1984-85, Danny Manning, KU's most heralded freshman since Wilt Chamberlain, made an immediate impact for the Jayhawks. Manning averaged 14.6 points per game and was the Big Eight Newcomer of the Year. Manning helped lead Kansas to a 26-8 season.

1986: ELITE FINAL FOUR

Many call KU's 1985-86 team the most talented in school history, posting a 35-4 record and advancing to the Final Four in Dallas. An injury to Archie Marshall and Manning's foul trouble contributed to a loss against Duke in the NCAA semifinals, which was the first national semifinal in which both teams had 30 or more victories.

1988: DANNY AND THE MIRACLES

On the 50th anniversary of the first NCAA Tournament, National Player of the Year Danny Manning led Kansas past Oklahoma, 83-79, to win the NCAA Championship in Kansas City, Missouri. Considered a "bubble" team to

get into the NCAA Tournament, KU put together a remarkable run, highlighted by a win over rival Kansas State in the Midwest Regional final and a victory over Duke in the national semifinals. KU finished 27-11. Manning (24.8 points per game) led Kansas with help from players such as Milt Newton, Kevin Pritchard, Chris Piper and Jeff Gueldner. Manning would later be the first player selected in the NBA Draft.

1989: THE ROY WILLIAMS ERA

Roy Williams, facing a major rebuilding task as well as an impending NCAA probation, took over as the seventh coach in Kansas history in 1988-89. Williams guided the youth-laden team to a very respectable 19-12 mark and was later named the national rookie coach of the year for his efforts.

1990: UNRANKED TO NO. 1

Unranked in the preseason polls, Kansas won its first 19 games in 1989-90, including consecutive wins over LSU, No. 1 UNLV and St. John's in the Preseason NIT. The Jayhawks bolted to the top of the national polls where they spent most of the season ranked No. 1 or No. 2. KU finished with a sterling 30-5 record, paced by senior guard Kevin Pritchard. The following season, a scrappy Kansas team stunned the experts by knocking off Indiana, Arkansas and North Carolina in succession before falling to Duke in the NCAA championship game in Indianapolis. KU finished at 27-8 after earning Williams a share of his first Big Eight championship.

NCAA TOURNAMENT APPEARANCES

TEAM	APPEARANCES
Kentucky	61
North Carolina	52
UCLA	52
KANSAS	50
Duke	44
Indiana	40
Villanova	40
Louisville	39
Syracuse	37
Notre Dame	37

NCAA TOURNAMENT VICTORIES

TEAM	VICTORIES
Kentucky	131
North Carolina	131
Duke	119
UCLA	113
KANSAS	112
Louisville	76
Villanova	71
Michigan State	70
Syracuse	69
Indiana	66

NCAA TOURNAMENT GAMES PLAYED

TEAM	GAMES
North Carolina	188
Kentucky	185
KANSAS	161
Duke	159
UCLA	156
Louisville	120
Syracuse	110
Villanova	110
Michigan State	104
Indiana	101

NCAA TOURNAMENT W-L PERCENTAGE (MIN. 50 GAMES)

TEAM (W-L)	PCT.
Duke (119-40)	74.8%
North Carolina (131-49)	72.8%
UCLA (113-44)	71.9%
Kentucky (131-54)	70.8%
Florida (51-22)	69.8%
KANSAS (112-49)	69.6%
Michigan (66-30)	68.8%
Michigan State (70-34)	67.3%
Indiana (66-35)	65.3%
Connecticut (59-32)	64.8%

125 Years



MOST VICTORIES IN COLLEGE BASKETBALL HISTORY

TEAM	W-L
KANSAS	2,370-885
North Carolina	2,343-852
Duke	2,273-920
Syracuse	2,074-964
UCLA	1,989-892
Temple	1,978-1,135
St. John's	1,968-1,086
Notre Dame	1,948-1,088
Arizona	1,929-981
BYU	1,916-1,136
Purdue	1,913-1,059
Indiana	1,909-1,106
Louisville	1,899-990
Cincinnati	1,888-1,065
Texas	1,878-1,127
Illinois	1,876-1,054
Utah	1,875-1,067
Western Kentucky	1,869-972
Villanova	1,868-974
Washington	1,850-1,255
West Virginia	1,846-1,152
Pennsylvania	1,830-1,149
Oregon State	1,812-1,415
North Carolina State	1,805-1,125
Princeton	1,807-1,119
Michigan State	1,798-1,140

FINAL FOUR APPEARANCES

TEAM	APPEARANCES
North Carolina	21
UCLA	18
Kentucky	17
Duke	17
KANSAS	15
Michigan State	10
Ohio State	10
Louisville	8
Indiana	8
Arkansas	6
Cincinnati	6
Michigan	6
Oklahoma State	6
Syracuse	6

FINAL FOUR VICTORIES

TEAM	VICTORIES
UCLA	25
Kentucky	20
North Carolina	19
Duke	17
KANSAS	15
Indiana	12
UConn	9
Ohio State	8
Cincinnati	7
Michigan	7

NCAA TOURNAMENT CHAMPIONSHIPS

TEAM	TITLES
UCLA	11
Kentucky	8
North Carolina	6
Connecticut	5
Duke	5
Indiana	5
KANSAS	4
Villanova	3
Cincinnati	2
Florida	2
Louisville	2
Michigan State	2
N.C. State	2
Oklahoma State	2
San Francisco	2

1993: FINAL FOUR IN NEW ORLEANS

Led by the backcourt duo of Adonis Jordan and Rex Walters, Kansas won its third-straight Big Eight title in 1992-93. KU then topped California and Indiana to advance to the Final Four. KU, which won its 1,500th game in January against Louisville, finished with a 29-7 record.

1996: FINAL YEAR OF THE BIG EIGHT

In the final year of the Big Eight Conference, 1995-96, Kansas rolled to its fifth league title in six years. Coach Roy Williams' team finished 29-5 and came within one game of advancing to the Final Four. Sophomore Raef LaFrentz paced a balanced attack.

1997: A PAIR OF ALL-AMERICANS

One of KU's best teams ever, the 1996-97 squad, went 34-2, won the first Big 12 Conference title and finished No. 1 in the Associated Press poll. The senior-laden Jayhawks included Jacque Vaughn, Scot Pollard and Jerod Haase. KU began the year by winning its first 22 games.

1998: JAYHAWKS RECORD 35 WINS

The following season, 1997-98, led by two first team All-Americans -- Raef LaFrentz and Paul Pierce -- Kansas tied a then-school record for wins with its 35-4 mark. KU, which also won the Big 12 Tournament title for the second of what would be three-straight seasons, and ran its home court winning streak to a then-school-record 60 games.

2002: THE ONLY UNDEFEATED BIG 12 SEASON

Kansas enjoyed another one of its banner seasons, going 33-4 overall while becoming the first team in the history of the Big 12 Conference to go undefeated in conference play at 16-0 in 2001-02. The Jayhawks advanced to the Final Four for the 11th time in school history. KU ended the year by leading the nation in an impressive four statistical categories. Junior Drew Gooden was named All-America First Team and the co-National Player of the Year.

2003: BACK-TO-BACK FINAL FOURS

The 2002-03 season was unforgettable for Jayhawk fans. Kansas went 30-8 overall on the way to the NCAA Championship game where it fell to Syracuse, 81-78. KU won its second-straight Big 12 Conference title and its 1,800th game all-time -- a dramatic 78-75 win over Arizona in the NCAA Tournament to send the Jayhawks to their second-straight Final Four. Senior Nick Collison emerged as one of the nation's brightest talents, earning consensus First-Team All-America honors and being named the National Player of the Year by the National Association of Basketball Coaches. After the season, coach Roy Williams accepted

an offer to return to his alma mater, North Carolina, and a week later, KU introduced Bill Self as the eighth head coach in Kansas men's basketball history.

2004: A DECADE OF DOMINANCE BEGINS

In his first season as head coach, Bill Self tied former Jayhawk coach Dick Harp for most victories by a KU coach in his first season. KU finished 24-9 and made its third-straight appearance in the the NCAA Tournament Elite Eight. The following season, 2004-05, Kansas opened the season No. 1 in both the Associated Press and ESPN/USA Today Coaches' polls. It marked the first time KU had been No. 1 in the first AP poll since the 1956-57 season. Kansas won its fifth Big 12 and 48th overall league regular-season championship and made its 16th-straight NCAA Tournament appearance.

2006: YOUNG JAYHAWKS COME ON STRONG TO WIN BIG 12 TITLE

In 2005-06, Kansas was unranked in the preseason polls for the first time since 1990-91. The Jayhawks, who included 10 freshmen and sophomores, won 14 of their last 15 en route to the Big 12 regular-season and postseason tournament titles and a No. 12 final ranking. Brandon Rush became the first freshman in Big 12 history to earn All-Big 12 First Team honors. Bill Self was named the Big 12 Coach of the Year. The season also marked the final year of broadcasting for KU legend Max Falkenstien, who concluded 60 years behind the mic for Kansas Athletics.

2007: NOT A SENIOR ON THE ROSTER, KU ADVANCES TO ELITE EIGHT

Kansas' 2006-07 men's basketball team etched its name into KU's rich tradition by capturing its third-straight and 50th overall regular-season conference title. The team successfully defended its Big 12 Championship title and claimed the school's 1,900th all-time victory. KU entered the NCAA Tournament as a No. 1 seed and advanced to the Elite Eight of the event for the fourth time in six years.



DANNY MANNING & LARRY BROWN



MARIO CHALMERS

BILL SELF



2008 NATIONAL CHAMPIONS

2008: THE NCAA NATIONAL CHAMPIONSHIP

In 2007-08, Kansas set a school record for most wins in a season with a 37-3 record after winning its first 20 games to open the season. The Jayhawks won their fourth-straight Big 12 title and their third-straight Big 12 Championship title, entering the NCAA Tournament for the second-consecutive year as a No. 1 seed. Kansas appeared in the first-ever all-No. 1 seed Final Four. On the 20th anniversary of "Danny and the Miracles," Kansas won its third NCAA championship and fifth overall national championship, beating Memphis 75-68 in OT in the title game. Junior guard Mario Chalmers was named Final Four Most Outstanding Player. KU went on to have a record five players taken in the 2008 NBA Draft with Brandon Rush, Darrell Arthur, Mario Chalmers, Darnell Jackson and Sasha Kaun.

2009: KU RELOADS, SELF NAMED NATIONAL COACH OF THE YEAR

Returning less than 20 percent of all stats, KU went 27-8 and 14-2 in Big 12 play, winning its fifth-straight Big 12 regular-season title in 2008-09. Bill Self was named national coach of the year by eight different outlets and Big 12 Coach of the Year for the second time while at KU. Kansas advanced to the NCAA Sweet 16 for the third-straight season. Sophomore center Cole Aldrich recorded the first official triple-double in school history with 13 points, 20 rebounds and 10 blocked shots against Dayton in the second round of the NCAA Tournament.

2010: NO. 1 FOR 15 WEEKS

In 2009-10, Kansas posted its third 30-win season in four years going 33-3. The Jayhawks entered the year No. 1 nationally and held the top spot for 15 weeks. KU won the Big 12 title going 15-1 in league play and entered the NCAA Tournament as the No. 1 overall seed. Individually, Aldrich was named the *ESPN The Magazine* Academic All-American of the Year. Senior Sherron Collins, a consensus All-America first-team selection, ended his career with 130 all-time victories, the most ever by a Jayhawk.

2011: JAYHAWKS POST SECOND OF FOUR-STRAIGHT 30-WIN SEASONS

The 2010-11 Jayhawks went 35-3, matching their second-most victories in a single season. KU won its seventh-straight, 11th Big 12 and NCAA-leading 54th all-time conference regular-season title by going 14-2 in Big 12 play. KU went on to win its 12th overall conference tourney title and for the 10th time in school history, once again entered the NCAA Tournament a No. 1 seed. Junior forward Marcus Morris became the fifth Jayhawk to win Big 12 Player of the Year honors as he led the team in scoring with 17.2 ppg. Tyrel Reed became the 16th Jayhawk to be named an Academic All-American.

2012: TITLE GAME IN NEW ORLEANS

Led by consensus All-American Thomas Robinson, Kansas reached the school's 14th Final Four and ninth NCAA title game in 2011-12. The Jayhawks went 32-7 and won its unprecedented eighth-straight Big 12 title with a 16-2 record. Robinson led

the nation with 27 double-doubles which was a KU single-season record. His 463 rebounds rank second on Kansas' season list behind legend Wilt Chamberlain's 510 in 1957. Jeff Withey broke the KU and Big 12 single-season record with 140 blocked shots, which included a conference game record of 65 and an NCAA Tournament record with 31. Robinson was also the Big 12 Player of the Year and was joined on the all-conference first team by senior Tyshawn Taylor, a two-time Bob Cousy Award finalist. Bill Self garnered his fourth national coach of the year honor claiming the prestigious Naismith Award and the Rupp Award. He was also named the Big 12 Coach of the Year.

2013: WIN NO. 2,100

Kansas won an unprecedented ninth-straight Big 12 regular-season title, its NCAA-leading 56th overall, and its 13th conference tournament title, in 2012-13. Guard Ben McLemore broke the KU freshman scoring record set by Danny Manning in 1985 as well as Manning's freshman single-game scoring mark with 36 points versus West Virginia. Withey surpassed his own KU and Big 12 single-season (146) blocked shots record and ended his school and conference career blocks mark at 311. Included was the second official triple-double in KU history with 16 points, 12 rebounds and a school and league-record 12 blocked shots. His 49 all-time NCAA Tournament rejections rank second in tourney history. The Jayhawks went 31-6, claiming the school's 12th 30-win season and advanced to their 30th Sweet 16.

2014: TEN THERE, DONE THAT

Kansas won its 10th-straight Big 12 regular-season title by going 25-10 and 14-4 in the Big 12 race, securing the league title with two games left in the regular season. The 10-straight championships moved KU into a tie for third all-time in NCAA history. All five KU starters were named to the 2014 All-Big 12 Team led by freshman sensation Andrew Wiggins who was a first-team selection and the Big 12 Freshman of the Year. Wiggins, who broke the KU freshman scoring record with 597 points, including a KU frosh mark with 41 at West Virginia, was a freshman All-American along with center Joel Embiid, who was the Big 12 Defensive Player of the Year. Wiggins became KU's second No. 1 NBA Draft selection in 2014 while Embiid was the third overall selection.

2015: TITLES & GOLD

Kansas won its 11th-consecutive Big 12 regular-season title which tied for the second-longest streak in NCAA Division I history. In the summer of 2015, Bill Self guided the USA National Team, made up mainly of University of Kansas student-athletes, to the gold medal at the World University Games in Gwangju, Korea, by

posting an 8-0 record. The medal was USA's first in three World University Games and the first gold, 14th overall, for the Americans since 2005.

2016: 12 STRAIGHT

Kansas moved into second all-time on consecutive conference championships won list with its 12th straight in 2015-16. The Jayhawks also won the Maui Invitational and Big 12 Championship en route to being the overall No. 1 seed in the NCAA Tournament. KU was ranked No. 1 for five weeks in 2015-16. KU's 33 wins were its 13th 30-win season, including seven in the Bill Self era. KU entered the NCAA Tournament as a No. 1 seed for the 12th time in school history and advanced to the Elite Eight.

2017: MASON III NAMED PLAYER OF THE YEAR IN HISTORIC SEASON

Kansas claimed its NCAA-record-tying 13th-consecutive Big 12 regular-season title as senior guard Frank Mason III earned nearly every Player of the Year award issued following his final year in Lawrence. In addition, he was named the 29th consensus First Team All-American in KU history. Mason averaged 20.9 points and 4.2 assists per game in leading the Jayhawks to a 31-5 record with a 16-2 mark in Big 12 play. KU entered the NCAA Tournament as a No. 1 seed for the 13th time in school history and advanced to the Elite Eight. Bill Self, who was named the Big 12 Coach of the Year for the seventh time, became the winningest coach all-time in Allen Fieldhouse, passing Ted Owens with 207 victories.

2018: GRAHAM TAKES THE LEAD

Kansas had quite the year in 2017-18. Prior to the season, head coach Bill Self was inducted into the Naismith Basketball Hall of Fame. Later, Self would move into second on the KU coaches list, ending the season with 447 wins while in Lawrence. Senior Devonte' Graham, a consensus All-America First Team selection and the Big

12 Player of the Year, broke the KU single-season record with 282 assists. Senior Sviatoslav Mykhailiuk set the school record by making 115 3-point field goals and as a team, the Jayhawks' 391 3-pointers made and 974 threes attempted were both school marks. Sophomore center Udoka Azubuike led the nation and set the Big 12 and KU record in field goal percentage at 77.0 percent.

2020: JAYHAWKS

Kansas returned to the top of the Big 12 winning the league title with a 17-1 conference record. It was KU's 18th Big 12 regular-season title and the Jayhawks added to their NCAA record by winning its 63rd all-time. The probable No. 1 overall seed for the NCAA Tournament, the COVID-19 pandemic halted the 2019-20 season before KU could step on the court for its Big 12 Tournament quarterfinal contest. Behind All-Americans Udoka Azubuike and Devon Dotson and national defensive player of the year Marcus Garrett, Kansas ended 2019-20 with a 28-3 record ranked No. 1 in both the Associated Press and USA TODAY Coaches' polls. Azubuike led the nation in field goal percentage at 74.8% and he etched his name into the NCAA records book, ranking first with a career field goal percentage of 74.6%.

2021: COVID INFESTED YEAR

Kansas finished the year with a 21-9 record, placing second in the Big 12. The Jayhawks kept their home court advantage though, going 13-1 at Allen Fieldhouse. Marcus Garrett and David McCormack earned All-Big 12 Second Team honors, with Garrett also earning a spot on the Big 12 All-Defensive Team. KU advanced to the NCAA Tournament for the 49th time in program history.

2022: A SEASON TO REMEMBER

Kansas won its 20th Big 12 Championship,

while also winning the Big 12 Tournament for the 12th time in program history. After the 66-61 win over Providence in the Sweet Sixteen, KU became the winningest college basketball program of all time, accumulating 2,356 wins. Kansas entered the NCAA Tournament as a No. 1 seed in the Midwest region, with Remy Martin being named the Midwest Regional MVP. In the National Championship game, the Jayhawks overcame a 15-point halftime deficit to win the game, the biggest halftime comeback ever in a National Championship. Ochai Agbaji was named the Final Four Most Outstanding Player, while also being honored with the Big 12 Male Athlete of the Year award. Two Jayhawks were selected in the 2022 NBA Draft, with Ochai Agbaji being selected with the 14th pick by the Cleveland Cavaliers and Christian Braun being selected with the 21st pick by the Denver Nuggets.

2023: JALEN WILSON CREATES HIS LEGACY

The Jayhawks finished atop of the conference, claiming their 20TH Big 12 Championship with a 13-5 conference record. Kansas entered the NCAA Tournament as a No. 1 seed in the Midwest region, falling to Arkansas, 71-72 in the second round. Jalen Wilson became Kansas' 32nd Consensus All-American First Team selection, was a finalist for nearly every national player of the year award, and was named the 2023 Julius Erving Award as the national small forward of the year. Redshirt junior Dajuan Harris proved he can play both sides of the ball at a high level, winning Big 12 Defensive Player of the Year. The Jayhawks saw immediate production from Texas Tech transfer Kevin McCullar Jr. The senior from San Antonio, Texas was a Naismith Defensive Player of the Year semifinalist for the second straight year. McCullar Jr. entered the NBA Draft process following the conclusion of the season, but decided to return to Kansas for his final year of eligibility. Two Jayhawks were selected to the 2023 NBA Draft, with Gradey Dick being selected with the 13th pick by the Toronto Raptors and Jalen Wilson being selected with the 51st pick by the Brooklyn Nets.



1922 & 1923 Helms National Champions



KANSAS 26

MISSOURI 16

NATIONAL
CHAMPIONS

1922

HELMS FOUNDATION AWARDS KU ITS FIRST NATIONAL TITLE WITH WIN OVER MISSOURI

Kansas 26, Missouri 16 · February 21, 1922 · Columbia, Mo.

COLUMBIA, Mo. — Co-captain George Rody scored 12 points and future Hall of Fame member Paul Endacott added six points to lead Kansas past Missouri, 26-16, in Columbia, Missouri.

The Helms Foundation crowned the Jayhawks as champions 14 years later in 1943, when national champions and championship games were awarded retroactively.

Kansas and Missouri tied for the Missouri Valley title with 15-1 records. KU's 16-2 overall mark, combined with the win over Missouri, earned KU its first national championship.

Kansas (26)					Missouri (16)				
	FG	FT	PF	TP		FG	FT	PF	TP
Frederick, f	0	0	0	0	Browning, f	2	0	0	4
Rody, f	3	6	1	12	Knight, f	2	0	5	4
Bowman, f	2	0	4	4	Vanice, f	0	0	0	0
McDonald, f	0	0	0	0	Bunker, c	0	0	3	0
Wulf, c	1	0	2	2	Bond, g	1	6	1	8
Black, g	1	0	0	2	Hays, g	0	0	3	0
Endacott, g	3	0	2	6	Faurot, g	0	0	1	0
TOTALS	10	6	9	26	TOTALS	5	6	13	16

Referee — E.C. Quigley, St. Mary's

Umpire — Leslie Edmonds, Ottawa



KANSAS 23

MISSOURI 20

NATIONAL
CHAMPIONS

1923

ACKERMAN, BLACK, ENDACOTT LEAD JAYHAWKS TO SECOND-STRAIGHT TITLE

Kansas 23, Missouri 20 · February 28, 1923 · Lawrence, Kan.

LAWRENCE, Kan. — Early Kansas greats Tus Ackerman, Charlie Black and Paul Endacott led Kansas to a 23-20 win over visiting Missouri, giving the Jayhawks their second national title in as many years.

Helms Foundation national champions and national championship games were not awarded until 1936, when champions were selected retroactively.

Kansas went 16-0 in the Missouri Valley Conference and finished 17-1 overall.

Kansas (23)					Missouri (20)				
	FG	FT	PF	TP		FG	FT	PF	TP
Ackerman, f	0	7	2	7	Browning, f	1	6	2	8
Bowman, f	2	0	3	4	Wheat, f	5	0	2	10
Wulf, c	3	0	0	6	Bunker, c	1	0	0	2
Black, g	1	0	1	2	Faurot, g	0	0	1	0
Endacott, g	2	0	2	4	Vanice, g	0	0	1	0
TOTALS	8	7	8	23	Hays, g	0	0	3	0
					TOTALS	7	6	9	20

Referee — E.C. Quigley, St. Mary's

Umpire — Leslie Edmonds, Ottawa



1952 NCAA Champions



KANSAS 80

ST. JOHN'S 63

NATIONAL CHAMPIONS
1952



DEAN SMITH

JAYHAWKS CAPTURE 1952 NCAA CROWN BEHIND LOVELLETTE'S 33 POINTS

Kansas 80, St. John's 63 · March 26, 1952 · Seattle, Wash.

SEATTLE, Wash. — Center Clyde Lovellette was nearly unstoppable, scoring 33 points and grabbing 17 boards, leading Kansas to its first NCAA crown, 80-63, over St. John's in the championship game.

Lovellette became the first player in NCAA history to lead the nation in scoring and win a NCAA title in the same season -- a feat that has yet to be matched. Lovellette, who canned 12 field goals and nine free throws despite being double- and triple-teamed by the Redmen, was the easy selection for NCAA Tournament Most Outstanding Player honors.

Kansas never trailed in the game. Lovellette gave the Jayhawks an early 1-0 lead on a free throw and KU led 18-13 after one quarter. The Jayhawks led 41-27 at halftime and were never threatened in the second half.

Bill Lienhard scored 12 points on five jumpers. He benefitted the most from St. John's plan to defend Lovellette with multiple players. Bob "Trigger" Kenney also added 12 points. Charlie Hoag, one of KU's great multi-sport athletes, chipped in nine points. Dean Kelley added seven points and was a factor in the rebounding department. Bill Houglund, plagued with an injured leg, contributed five points and six rebounds. John Keller came off the bench for two points and was credited for his defensive effort.

The 1951-52 Jayhawk roster included reserve guard Dean Smith, who went on to become the winningest coach in college basketball history at North Carolina. The roster also included LaVannes Squires, the first African-American to wear the Crimson and Blue.

Kansas finished the year with a 28-3 mark after opening the season with 13-consecutive victories before losing back-to-back games at Kansas State and Oklahoma State.

KU went on to play in the U.S. Olympic Playoffs, where it lost to Peoria (Ill.) in the finals.

Kansas (80)

	FG	FT	R	TP
Kenney	4-11	.4-6	.4	.12
Lienhard	5-8	.2-2	.4	.12
Davenport	0-0	0-0	.0	.0
Keller	1-1	0-0	.4	.2
Lovellette	12-25	9-11	.17	.33
Born	0-0	0-0	.0	.0
Kelley, A.	0-2	0-0	.1	.0
Kelley, D.	2-5	.3-6	.3	.7
Hoag	2-6	.5-7	.4	.9
Smith	0-0	0-0	.0	.0
Houglund	2-5	.1-3	.6	.5
TOTALS	28-63	24-35	.43	.80

St. John's (63)

	FG	FT	R	TP
McMahon	6-12	.1-4	.2	.13
Walsh	3-6	0-0	.4	.6
Peterson	0-1	0-0	.0	.0
Zawoluk	7-12	6-11	.9	.20
MacGilvray	3-8	.2-5	.10	.8
Duckett	2-5	.2-2	.2	.6
Walker	0-2	0-0	.2	.0
McMorrow	1-3	0-0	.0	.2
Giancontieri	0-0	0-2	.1	.0
Sagona	2-2	0-0	.0	.4
Davis	1-4	.2-3	.2	.4
TOTALS	25-55	13-27	.32	.63

Halftime Score: Kansas 41, St. John's 27

1952 NCAA Tournament

- Round 1: Kansas 68, TCU 64
- Round 2: Kansas 74, St. Louis 55
- Semis: Kansas 74, Santa Clara 55
- Finals: Kansas 80, St. John's 63



CLYDE LOVELLETTE & COACH PHOG ALLEN

1988 NCAA Champions



KANSAS 83

OKLAHOMA 79

NATIONAL
CHAMPIONS
1988



MANNING LEADS JAYHAWKS TO ONE LAST MIRACLE — AN NCAA TITLE

Kansas 83, Oklahoma 79 · April 4, 1988 · Kansas City, Mo.

KANSAS CITY, Mo. — Danny Manning scored 31 points -- including four clutch free throws in the closing seconds -- and grabbed 18 rebounds to lead Kansas past Big Eight Conference rival Oklahoma, 83-79, in the 50th anniversary of the NCAA Championship game at Kemper Arena in Kansas City, Missouri.

The Jayhawks were considered a “bubble” team before receiving an at-large bid to the NCAA Tournament. Once in, “Danny and the Miracles” overcame many odds to win the title for coach Larry Brown.

Manning, the national player of the year and the Most Outstanding Player of the NCAA Tournament, “was phenomenal, just spectacular,” Brown said after the game.

Brown’s Jayhawks used two different tempos to keep the Sooners off balance. In the first half, Kansas ran with Oklahoma and the two teams went to the lockerroom tied at 50-50. In the second half, KU went to more of a halfcourt game.

In the end, however, it was Manning who carried the Jayhawks, who entered the NCAA Tournament unranked and seeded sixth. With 14 seconds left, Manning converted two free throws to give Kansas an 81-77 lead. After a Ricky Grace lay-in at :07, Manning was fouled and calmly sank two more charities with five ticks left.

Manning’s success at the line followed a shaky stretch in which the Jayhawks made just one of five free throw attempts, allowing Oklahoma to slice a 77-71 lead to one, 78-77.

The two teams slugged it out all night with neither team taking a sizable lead. Oklahoma, which beat KU twice during the regular season, held its biggest lead of five points with 12:14 left. Kansas led by as many as six points in the first half.

“We didn’t panic when we were five down,” Brown said. “Our kids believed we could beat them. There’s a sense of pride, confidence in our club.”

The key run for Kansas came with the score tied 71-71 and with the Jayhawks milking each possession. KU scored six unanswered points when Kevin Pritchard hit a lean-in six-footer, followed by a short Manning jumper and a baseline jumper by Chris Piper.

Depth was a factor for Kansas. Ten different Jayhawks saw action, while Oklahoma played just six players.

The Jayhawks became the first unranked team and the first team with double-digit losses to win the NCAA Championship.

Kansas, plagued with injuries all season, finished the year with a 27-11 mark.

Kansas (83)

	M	FG	FT	R	A	TP
*Newton . . .	32	.6-6	.1-2	4	.1	.15
*Piper . . .	37	.4-6	.0-0	7	.2	.8
*Manning . . .	36	13-24	.5-7	18	.2	.31
*Pritchard . . .	31	.6-7	.0-0	.1	.4	.13
*Guedner . . .	15	.1-2	.0-0	2	.1	.2
Barry . . .	9	.0-2	.1-2	0	.2	.1
Normore . . .	16	.3-3	.0-1	.1	.4	.7
Harris . . .	13	.1-1	.0-0	.1	.0	.2
Minor . . .	11	.1-4	.2-2	.1	.1	.4
Maddox . . .	1	.0-0	.0-0	0	.0	.0
TOTALS . . .	200	35-55	9-14	36	.17	.83

* Starters

Halftime Score: Kansas 50, Oklahoma 50

Turnovers: Kansas 23, Oklahoma 15

3-Point Field Goals:

Kansas — 4-6 (Newton 2-2, Manning 0-1,

Pritchard 1-1, Guedner 0-1, Normore 1-1)

Oklahoma — 10-24 (Sieger 7-13, Blaylock

2-4, Grace 1-7)

Oklahoma (79)

	M	FG	FT	R	A	TP
*Grant . . .	40	.6-14	.2-3	5	.1	.14
*Sieger . . .	40	.7-15	.1-2	5	.7	.22
*King . . .	39	.7-14	.3-3	7	.0	.17
*Blaylock . . .	40	.6-13	.0-1	5	.4	.14
*Grace . . .	34	.4-14	.3-4	7	.5	.12
Mullins . . .	4	.0-0	.0-0	0	.0	.0
TOTALS . . .	200	30-70	9-13	31	.19	.79

1988 NCAA Tournament

Round 1: Kansas 85, Xavier 72

Round 2: Kansas 61, Murray State 58

Round 3: Kansas 77, Vanderbilt 64

Round 4: Kansas 71, Kansas State 58

Semis: Kansas 66, Duke 59

Finals: Kansas 83, Oklahoma 79

2008 NCAA Champions



KANSAS 75

MEMPHIS 68 (OT)



KANSAS WINS 2008 NCAA CHAMPIONSHIP OVER MEMPHIS 75-68 IN OVERTIME — CHALMERS' HEROIC THREE SENDS GAME TO OT

Kansas 75, Memphis 68 · April 7, 2008 · San Antonio, Texas

SAN ANTONIO, Texas - Trailing 60-51 with 2:12 left in regulation, Kansas mounted a comeback that will go down as one of the most memorable in KU history to win the 2008 NCAA Division I National Championship in the Alamodome. In overtime, Kansas defeated Memphis 75-68 for its fifth national title in school history.

After Final Four Most Outstanding Player Mario Chalmers hit a game-tying 3-pointer with 2.1 seconds left in regulation to send the game to overtime, the Jayhawks owned the extra period.

Overtime began with Sherron Collins stealing the ball and pitching ahead to Brandon Rush for a lay-in. Darrell Arthur slammed a lob from Chalmers and Darnell Jackson hit a bucket, and Memphis was never able to catch up.

Despite the historic finish, Kansas struggled in the early going, and ultimately had three unforced turnovers in the first three minutes and 10 seconds. But, despite the early trouble handling the ball, KU trailed only 9-5 at the first commercial break. The timeout served the Jayhawks well as KU immediately got a dunk from Sasha Kaun and an easy lay-in from Arthur to knot the score at nine apiece.

Over the course of the next four minutes the two teams traded punch-for-punch as Kansas got buckets from Collins and Jackson, while Chris Douglas-Roberts did all the damage for the Tigers. At the second media timeout, the score was tied 13-all.

Once again after the timeout, Kansas got two quick buckets - one on a slash by Rush and the next on a three from Chalmers. With 8:26 on the clock, Kansas reached its biggest lead of the half with the score 22-15.

But the lead did not last as Memphis went on an 11-2 tear over the next two minutes to take a 26-24 advantage with 6:23 left in the period. Kansas answered with a driving layup from Collins and a vicious dunk by Kaun and, after another bucket from Douglas-Roberts, ended the half with a three-point play from Rush and a bucket from Arthur to lead 33-28 at the intermission.

Memphis was the aggressor as the second half opened with the Tigers quickly outscoring the Jayhawks 8-2 to retake the lead. The game went back and forth until the 10:00 mark when, with the score 47-44 in KU's favor, Memphis went on a 10-0 run with the Tigers' Derrick Rose scoring eight points in the stretch. Memphis continued to stretch its lead until the 2:12 mark when it led by nine, 60-51.

With its back against the wall, KU went to work. Arthur hit a mid-range jumper. On the ensuing inbounds pass, Collins dove for the ball, grabbed it, and saved it to Jackson who kicked it right back to Collins for a 3-pointer to cut the lead to four in a span of eight seconds.

With time ticking away, Kansas put Memphis on the free throw line where the Tigers missed three crucial charity shots in the final 1:15. With 10.8 seconds remaining and Memphis up 62-60, Douglas-Roberts went to the line where he missed the first and made the second to make it 63-60.

Collins then raced the floor, drove into the lane and kicked the ball out to Chalmers with 3.9 seconds left. Chalmers then hit biggest shot of his life - a contested three that sent the game to overtime with 2.1 seconds remaining.

Arthur led Kansas with 20 points and 10 rebounds. Chalmers scored 18 points to go with three boards, three assists and four steals. Rush and Collins finished with 12 and 11 points, respectively.

Douglas-Roberts led all scorers with 22 for Memphis. Rose scored 18 and Robert Dozier had 11 points and 10 boards.

KU once again owned the lane, outscoring the Tigers 44-26 in the paint and outrebounding Memphis 39-28.

The title was Kansas' third NCAA Championship and fifth all-time championship. The Jayhawks ended their storybook season with a 37-3 record, while Memphis dropped to 38-2.

Joining Chalmers on the all-tournament team were Rush, Arthur, Douglas-Roberts and Rose.

Kansas (37-3)

	MP	FG	3FG	FT	R	F	A	TO	B	S	TP
Arthur*	35	9-13	0-0	2-2	10	3	1	3	0	1	20
Jackson*	29	3-4	0-0	2-2	8	1	1	0	0	1	8
Robinson*	20	1-1	0-0	0-0	4	3	1	3	0	1	2
Chalmers*	40	5-13	2-6	6-6	3	3	3	3	0	4	18
Rush*	42	5-9	0-2	2-3	6	3	2	3	1	1	12
Collins	34	4-10	1-4	2-2	4	3	6	4	0	3	11
Kaun	21	2-5	0-0	0-0	2	2	0	1	0	0	4
Aldrich	4	0-0	0-0	0-0	0	0	0	0	0	0	0
Team					1						
TOTALS	225	29-55	3-12	14-15	39	18	14	17	1	11	75

Memphis (38-2)

	MP	FG	3FG	FT	R	F	A	TO	B	S	TP
Dozier*	39	4-11	1-2	2-3	10	2	3	1	1	1	11
Dorsey*	26	3-3	0-0	0-0	2	5	1	1	2	1	6
Anderson*	42	3-9	2-7	1-3	5	3	1	2	0	4	9
Douglas-Roberts*	42	7-16	2-5	6-9	1	4	1	2	0	1	22
Rose*	45	7-17	1-6	3-4	6	1	8	5	0	2	18
Taggart	24	1-5	0-1	0-0	3	2	0	1	0	1	2
Kemp	4	0-0	0-0	0-0	0	0	0	1	0	1	0
Niles	1	0-0	0-0	0-0	0	0	0	0	0	0	0
Mack	2	0-1	0-1	0-0	0	0	0	0	0	0	0
Team					4						
TOTALS	225	25-62	6-22	12-19	28	17	14	13	3	11	68

	1st	2nd	OT	Total	FG%	3FG%	FT%
Kansas	33	30	12	75	52.7	25.0	93.3
Memphis	28	35	5	68	40.3	27.3	63.2

Officials: Ed Hightower, Ed Corbett, John Cahill
 Technicals: None

2008 NCAA Tournament
 Round 1: Kansas 85, Portland State 61
 Round 2: Kansas 75, UNLV 56
 Round 3: Kansas 72, Villanova 57
 Round 4: Kansas 59, Davidson 57
 Semis: Kansas 84, North Carolina 66
 Finals: Kansas 75, Memphis 68 (ot)

* Starters



2022 NCAA Champions



KANSAS 72

NORTH CAROLINA 69



Kansas (34-6)

	MP	FG	3FG	FT	R	F	A	TO	B	S	TP
Braun*	40	6-14	0-1	0-0	12	3	3	1	0	0	12
Harris*	27	1-5	0-0	0-0	0	0	3	4	1	3	2
McCormack*	29	7-15	0-0	1-2	10	4	0	1	1	1	15
Wilson*	34	5-13	1-5	4-4	4	1	2	0	1	0	15
Agbaji*	37	4-9	1-4	3-8	3	1	1	2	1	1	12
Coleman-Lands	2	0-0	0-0	0-0	1	0	0	0	0	0	0
Adams Jr.	3	0-0	0-0	0-0	0	1	0	0	0	0	0
Lightfoot	7	1-1	0-0	0-0	1	4	1	0	0	0	2
Martin	21	5-9	4-6	0-0	3	2	1	1	1	1	14
Team					1						
TOTALS	200	29-66	6-17	8-14	35	16	11	9	5	6	72

North Carolina (29-10)

	MP	FG	3FG	FT	R	F	A	TO	B	S	TP
Bacot*	38	3-13	0-0	9-13	15	3	2	3	1	1	15
Manek*	36	4-8	3-6	2-2	13	3	0	2	4	0	13
Love*	36	5-24	1-8	2-2	3	2	2	4	1	0	13
Black*	30	1-2	0-1	0-0	0	4	2	1	0	1	2
Davis*	40	5-17	0-5	5-5	12	0	2	3	0	0	15
McKoy	2	0-0	0-0	0-0	0	0	0	0	0	0	0
Johnson	18	5-9	1-3	0-0	6	1	1	0	0	0	11
Team					6						
TOTALS	200	23-73	5-23	18-22	55	13	9	13	6	2	69

	1st	2nd	Total	FG%	3FG%	FT%
Kansas	25	47	72	43.9	35.3	57.1
North Carolina	40	29	69	31.5	21.7	81.8

Officials: Terry Oglesby, Jeff Anderson and Ron Groover
 Technicals: None

2022 NCAA Tournament
 Round 1: Kansas 83, Texas Southern 56
 Round 2: Kansas 79, Creighton 72
 Round 3: Kansas 66, Providence 61
 Round 4: Kansas 76, Miami (FL) 50
 Semis: Kansas 81, Villanova 65
 Finals: Kansas 72, North Carolina 69

* Starters

JAYHAWKS CAPTURE SIXTH NATIONAL CHAMPIONSHIP IN PROGRAM HISTORY

Kansas 72, North Carolina 69 · April 4, 2022 · New Orleans, La.

NEW ORLEANS – The Kansas Jayhawks captured their sixth national championship in school history Monday night at the Caesars Superdome, topping North Carolina 72-69 in the National Championship game.

The Jayhawks erased a 15-point halftime deficit to capture their second national championship under Coach Bill Self, outscoring the Tar Heels 47-29 in the second half. The win marked the program’s third national championship since 1988. Kansas shot 58 percent from the floor in the second half, hitting 19 of 33 shots from the floor, while North Carolina went 11-for-40 from the floor in the second, shooting 28 percent.

Kansas trailed by 16 at one point in the first half. The 16-point deficit is the largest ever overcome in a championship game in NCAA history.

Five Jayhawks scored in double figures for Kansas in the win, led by 15 points apiece from Jalen Wilson and David McCormack. McCormack had 10 rebounds as well to post a double-double, while Christian Braun also had a double-double with 12 points and 12 rebounds. Remy Martin finished with 14 points, while All-American Ochai Agbaji finished with 12.

Agbaji was named the Most Outstanding Player of the NCAA Tournament, adding to his already long list of accolades. McCormack was named to the All-NCAA Tournament Team, joining Agbaji.

Trailing 40-25 at halftime, the Jayhawks wasted no time starting the comeback, coming out of the locker room hot. Trailing 45-33 with 16:10 to play, Braun scored on a layup to cut it to 10. Wilson then converted an and-one to cut it seven at 45-38. That was the closest the Jayhawks had been since trailing 29-22 with more than four minutes to play in the first half.

After an Agbaji free throw made it six, Dajuan Harris Jr., hit a basket to get it to four. Trailing 50-47 with just more than 11 minutes left, Agbaji hit an and-one to knot the game at 50 for the first tie since it was 22-22.

Kansas then scored the next six points to grab a six-point lead at 56-50. North Carolina came right back, however, to tie it back up at 57 with 8:16 to play. The Jayhawks would lead from there until North Carolina tied it again at 65 with just more than three minutes to play. But Martin hit another 3-pointer to put Kansas up again.

After back-to-back buckets put North Carolina back up one, McCormack went to work and scored in the paint to put the Jayhawks up 70-69 with 1:21 to play. He then scored again with 22 seconds left to make the score 72-69 and close out the national championship win for the Jayhawks.



Coaching History

Dr. James NAISMITH

1898-1907



As a physical education instructor at Springfield (Mass.) College in the winter of 1891, Naismith was asked to come up with a game that would occupy students' time between football and baseball.

As a former rugby player, he tried to incorporate that game into an indoor contest. Passing the ball, rather than tackling, was instituted and he placed peach baskets above the players' heads for goals. From this beginning, basketball evolved into today's game.

His innovations in sports did not stop with basketball. As a football player at Springfield under Amos Alonzo Stagg, Naismith complained of bruised ears from rough play. He took a football, cut it lengthwise and placed it over his head to protect his ears. Thus, the first football helmet was invented.

Naismith, the "Father of Basketball," is the only Kansas basketball coach to have a losing record. Dr. Naismith compiled a 55-60 record as the Jayhawks' first coach.

Naismith joined the KU faculty in 1898 and later became the director of physical education. He retired from active teaching in 1937 and died in 1939 at the age of 78.

The National Basketball Hall of Fame, located in Springfield, Massachusetts, is named for him. He was elected to the Hall of Fame in 1959. He is buried in Lawrence, Kansas, in Lawrence Memorial Park Cemetery.

Dr. F.C. "Phog" ALLEN

1907-09; 1919-56



The winningest coach in Kansas basketball history, Allen compiled a record of 590-219 in 39 seasons as the Jayhawk head coach.

All totaled, Allen won 746 games. The win total still ranks as the 29th best of all-time.

As a student at KU, Allen's coach was "the Father of Basketball," Dr. James Naismith. When Allen was first thinking about making a career of coaching he talked with Naismith and was told, "You don't coach basketball, Forrest; you play it." Despite that bit of advice, Allen went ahead with his career and disproved Naismith.

He played basketball, too, earning three letters at KU (1905-07), and also earning a spot on the roster of the Kansas City Athletic Club.

Allen began his coaching career in 1907, serving as Kansas' head coach for the 1907-08 and 1908-09 seasons. During that same time period, Allen also coached at Baker University in nearby Baldwin City, and added the coaching position at Haskell Institute in Lawrence in 1908-09.

He dropped out of coaching for four years and returned in 1912 as coach of all sports at Central Missouri State. In the seven years he was head coach at CMSU, his teams won seven championships and their combined record was 102-7.

Allen became athletics director at KU in 1919 as well as football

and basketball coach. He also was instrumental in the establishment of the Kansas Relays in 1923, but basketball was his passion.

His KU teams won 24 conference championships and one NCAA title in 1952. The 1922 and 1923 teams were awarded the Helms Foundation National Championship. His 1940 and 1953 teams won the NCAA western regional, but lost in the national finals. In addition, he coached 14 All-Americans.

Allen was one of the founders of the National Basketball Coaches Association and served as its first president. He was named National Coach of the Year in 1950, and was a charter member of the Helms Foundation Basketball Hall of Fame. Allen was elected to the Naismith Memorial Basketball Hall of Fame in 1959.

Allen was the driving force behind the addition of basketball to the Olympic Games in 1936. During the late 1920's and early 1930's, he conducted a personal crusade trying to coax Olympic officials to include the sport. It finally paid off when the game, invented by his coach, Dr. James Naismith, was recognized by the committee in 1936. He served as an assistant coach to the 1952 Olympic team, a combination of KU players and a team from Peoria, Illinois.

He was also behind the efforts of the implementation of the NCAA Tournament, played for the first time in 1939.

Allen Fieldhouse, named for him, was first opened March 1, 1955, and is still the homecourt for KU basketball today.

Allen died on September 16, 1974, at the age of 88 and is buried in Lawrence, Kansas, at Oak Hill Cemetery.

William O. HAMILTON

1909-19



The Jayhawks' third head coach, Hamilton bridged the gap between Phog Allen's two tenures as Kansas' coach.

Hamilton came to KU in 1909 as both the track and basketball coach, and accepted the athletics director's position in addition to his coaching duties. Prior to his appointment at Kansas, he served as director of physical education at Central High School in Kansas City, Missouri, and acted in the same capacity at William Jewell College in Liberty, Missouri.

Hamilton's teams compiled a 125-59 record and captured five conference championships, including three straight from 1910-12. Under his guidance three players achieved All-American status: Tommy Johnson in 1909 (KU's first All-American in any sport), Ralph "Lefty" Sproull in 1915 and A.C. "Dutch" Lonborg in 1919.

Dick HARP

1956-64



After gaining a wealth of knowledge as Phog Allen's understudy, Harp became the Jayhawks' head coach from 1956-64. Harp compiled a 121-82 record in those eight seasons and led the Jayhawks to two conference titles and two NCAA Tournament berths. In 1957, the Jayhawks captured the Midwest Regional and made it to the finals, only to be stopped by North Carolina in a memorable 54-53 loss in triple overtime in Kansas City, Missouri.

Under Harp's guidance, Wilt Chamberlain and Bill Bridges achieved All-American status.

Harp had served as Phog Allen's assistant for eight seasons before taking over for Allen in 1956. Prior to that, Harp was head coach for two seasons at William Jewell College in Liberty, Missouri

Harp played basketball at KU, lettering from 1938-40 and was one of the starting guards on the 1940 team that lost to Indiana in the NCAA finals. Harp served as the director of the Fellowship of Christian Athletes for 13 years after leaving the Jayhawks. Harp is one of only six people to have played and coached in an NCAA title game. He served as an assistant coach at North Carolina for Dean Smith from 1986-89.

Harp died on March 18, 2000, at the age of 81.

Ted OWENS

1964-83



Owens ranks as the fourth-winningest coach in Kansas basketball history behind Phog Allen, Roy Williams and Bill Self. His record of 348-182 (.657) was compiled over 19 seasons from 1964-83.

In Owens' tenure as the Jayhawks' head coach, Kansas won six Big Eight regular-season titles, eight Big Eight Holiday Tournaments and one Big Eight postseason tournament. Under Owens, KU advanced to NCAA postseason play seven times. His 1971 and 1974 teams made it to the Final Four, and in 1968 the Jayhawks lost to Dayton in the finals of the National Invitation Tournament.

Owens was named Big Eight Coach of the Year five times and was National Coach of the Year in 1978 by *Basketball Weekly*. He coached five All-Americans: Jo Jo White, Darnell Valentine, Dave Robisch, Bud Stallworth and Walter Wesley.

A three-year letterman at Oklahoma (1949-51), Owens honed his coaching skills as head coach at Cameron State Junior College in Lawton, Oklahoma. In four seasons his teams never won fewer than 20 games and three times advanced to the national junior college tournament semifinals. At Cameron, he amassed a 93-24 record and boasted four junior college All-Americans.

Owens then accepted an assistant's position under Dick Harp in 1960, and was promoted to head coach when Harp resigned following the 1963-64 season.

RECORDS OF KANSAS COACHES

NAME (SEASONS)	W	L	PCT.
James Naismith (9)	55	60	.478
W. O. Hamilton (10)	125	59	.679
*Karl Schlademan	1	0	1.000
**Howard Engleman	8	6	.571
Dr. F.C. Allen (39)	590	219	.729
Dick Harp (8)	121	82	.596
Ted Owens (19)	348	182	.657
Larry Brown (5)	135	44	.754
Roy Williams (15)	418	101	.805
Bill Self (20)	565	132	.811
Totals (125)	2,370	885	.728

*Schlademan coached first game of 1920 season before Dr. Allen took over. **Engleman finished 1947 season as head coach after Dr. Allen was ordered to take a rest following the 13th game.

Coaching History

Larry BROWN

1983-88



The sixth head coach in Jayhawk basketball history, Brown maintained Kansas' national prominence while leading his teams to NCAA Tournament appearances in each of his five seasons. Brown accepted the head coaching position with the San Antonio Spurs following the 1987-88 season and spent 23 seasons as a head coach in the NBA. Brown had a cumulative collegiate coaching record of 177-61 (.744) in seven seasons, including a five-year mark of 135-44 (.754) at Kansas.

A 1963 graduate of North Carolina, Brown was an honorable mention All-America guard under former Kansas basketball player Dean Smith. After playing on the 1964 United States gold medal-winning Olympic team, Brown went on to distinguish himself first as a player then as a coach in the American Basketball Association. He also served as a head coach in the NBA following its merger with the ABA.

While the head coach at UCLA (1979-81), Brown led his freshman-dominated 1979-80 team to the NCAA title game before falling to Louisville, 59-54. Brown's 1985-86 Kansas team reached the NCAA Final Four, and the 1987-88 Jayhawk squad won the national title, defeating Oklahoma 83-79. He was selected as the 1986 Big Eight Conference Coach of the Year.

To cap off his incredible career, Brown was inducted into the Basketball Hall of Fame in 2002.

Roy WILLIAMS

1989-2003



Roy Williams will go down as one of the greatest coaches in Kansas basketball history.

He came to Lawrence after 10 seasons as an assistant coach at his alma mater, the University of North Carolina, where he worked for KU alum Dean Smith.

In 15 seasons at Kansas, Williams led the Jayhawks to an amazing 418-101 record, for a winning percentage of 80.5 percent. He won more games in the first 15 years of a coaching career than any coach in Division I history, and he is the third-winningest coach all-time at KU, trailing Phog Allen and Bill Self.

During Williams' tenure, Kansas made four trips to the NCAA Final Four, including playing for the national championship in 1991 and 2003. He coached four consensus first-team All-Americans (Nick Collison, Drew Gooden, Raef LaFrentz and Paul Pierce), while seeing 10 of his players selected in the first round of the NBA Draft.

Under Williams, the Jayhawks won nine conference titles, and, in 2002, became the first and only team in the history of the Big 12 Conference to go undefeated in league play (16-0).

A three-time National Coach of the Year and the recipient of the 2003 John R. Wooden Legends of Coaching Award, Williams returned to his alma mater to assume head coaching duties at North Carolina in the spring of 2003. Williams was inducted into the Naismith Hall of Fame in September of 2007.


KANSAS' ALL-TIME ASSISTANT COACHES



MANNING



DOOLEY



GENTRY



HILL

COACH

YEARS AT KANSAS

Bill Bayno	1987
R.C. Buford	1984-88
Tom Butler	1985-86
John Calipari	1984-85
Gale Catlett	1968-71
Jeremy Case	2021-pr.
Matt Doherty	1993-99
Joe Dooley	2003-13
Neil Dougherty	1996-2002
Jim Dumas	1964
Butch Ellison	1962
Howard Engleman	1947
Jack Eskridge	1955-59
Bob Frederick	1963-64, 72
Mark Freidinger	1986-87
Alvin Gentry	1986-88
Harry Gibson	1965

Milt Gibson	1979-80
Jerry Green	1989-92
Dick Harp	1949-56
Bob Hill	1979-85
Joe Holladay	1994-2003
Jerrance Howard	2013-2021
Jim Husser	1961
Tim Jankovich	2003-07
Lew Johnson	1960
Jim Karabetsos	1973
Dee Ketchum	1962
Murray Knox	1980-81
Norm Majors	1963
Danny Manning	2007-12
Bob Manning	1984-88
Ben Miller	2000-03
Sam Miranda	1966-77
Bob Mulcahy	1966-67

Lafayette Norwood	1978-81
Ted Owens	1961-64
John Pfitsch	1946
Duncan Reid	1974-77
Norm Roberts	2004, 2012-pr.
John Robic	1987-88
Steve Robinson	1989-95, 2003
Bill Self	1986
Kevin Stallings	1989-93
Jim Stotts	1962
Mark Taylor	1979
Kurtis Townsend	2005-pr.
Mark Turgeon	1989-92
Jerry Waugh	1957-60
Walter Wesley	1977-78
Jo Jo White	1982-83
Jack Wolfe	1959

BOLD = current coaches

Bill SELF

2003-PRESENT



In Bill Self's 20 seasons as head coach at Kansas he has won two national championships, 16 Big 12 regular-season titles, eight league tournament championships, advanced to three Final Fours, eight NCAA Elite Eights and 10 Sweet 16s. In 2017, Self became the 20th Jayhawk player or coach to be inducted into the Naismith Basketball Hall of Fame.

In his first trip to the Final Four in 2008, Self's team won the title. In 2012, KU advanced to the NCAA title game and reached the Final Four for the 15th time in program history in 2018.

In 2008-09, Self was named national coach of the year by eight different organizations, including four listed in the NCAA record book. In 2015-16 he won the same honor by AP, NABC, *USA Today* and Bleacher Report. While at KU, Self has been named Big 12 Coach of the Year eight times (2006-09-11-12-15-16-17-18).

While at Kansas, Self has coached eight Big 12 Players of the Year: Wayne Simien (2005), Marcus Morris (2011), Thomas Robinson (2012), Frank Mason III (2017), Devonte' Graham (2018), Udoka Azubuike (2020), Ochai Agbaji (2022) and Jalen Wilson (2023); six Big 12 Defensive Player(s) of the Year: Mario Chalmers (2007), Cole Aldrich (2009, 2010), Jeff Withey (2012, 2013), Joel Embiid (2014), Marcus Garrett (2020) and Dajuan Harris Jr. (2023) and one Big 12 Sixth Man Award winner in Sherron Collins (2008). Self has also coached two Big 12 Most Improved Players: David McCormack (2021) and KJ Adams Jr. (2023).

In all, Self has had 85 Jayhawks named to an All-Big 12 team, including 27 first-team selections. Additionally, he has had 29 Jayhawks taken in the NBA Draft, including a KU and conference-record five selected in the 2008 draft.

NCAA TOURNAMENT RECORD OF KU GRADS

COACH (YR. GRADUATED)	TOURNAMENT	
	APPEARANCES	W-L
Phog Allen (1906)	4	10-3
Tad Boyle (1985)	3	1-4
Tim Carter (1979)	2	0-2
Frosty Cox (1930)	3	2-4
Dick Harp (1940)	2	4-2
Jerod Haase (1997)	1	1-1
Danny Manning (1991)	2	0-2
Ralph Miller (1942)	10	5-11
Adolph Rupp (1923)	20	30-18
Dean Smith (1953)	27	65-27
<u>Mark Turgeon (1987)</u>	8	9-9
TOTALS	62	127-83

Letterwinners

-A-

Ackerman, Arthur (Capt.)	C, F	1923-25
Adams, Anrio	G	2013
Adams, Ira (Capt.)	G, F	1904-05
Adams Jr., K.J.	F	2022-present
Agbaji, Ochai	G	2019-22
Alberts, Jerry	F	1953-54
Aldrich, Cole (Capt.)	C	2008-10
Alexander, Todd	G	1990
Alford, Donald	F, C	1902-03
Alford, Joseph	F, C	1902
Allen, Forrest C.	C, F	1905-07
Allen, Harry (Capt.)	C	1902-04
Allen, Milton	F, G	1934-36
Allen, Robert (Capt.)	C	1939-41
Alexander, Cliff	F	2015
Allphin, Clyde	G	1900-03
Alvarado, Sean	C	1987, 89
Ames, Loren	G	1903
Anderson, Gene	G	1946
Anderson, John (Capt.)	G	1953-55
Anderson, Scott	F	1977-78
Appel, Hilmar	F, G	1915-16
Appleton, Tyrone	G	2009
Arndt, Howard	F	1967-69
Arnold, James	G	1941
Arthur, Darrell	F	2007-08
Atkinson, Paul	C	1902
Auten, Don	G	1946-47
Avery, Herbert	G	1899
Axtell, Luke	G, F	2000-01
Azubuike, Udoka	C	2017-20

-B-

Bahe, Nick	G	2004-05
Baker, Hoyt	G	1943, 46
Baker, Ralph	G	1931
Ballard, Brett	G	2001-02
Ballard, Jack	G	1942-43, 46
Banks, Nelson	G	1984
Barlow, Frank	F, G	1904-06
Barnthouse, Chris	G	1975-77
Barr, Eugene	G	1946, 48
Barrington, Donald	F	1944
Barrow, Wilson (Capt.)	F	1972-73
Barry, Richard (Capt.)	G	1986-89
Bausch, Frank	G	1930
Bausch, Jim	G	1930
Bechard, Brennan	G	2007-09
Beck, Walter	G	1951
Belgard, Wilferd (Capt.)	G	1924-26
Benn, Carl	G	1933
Bennett, Roy	G, F	1919-21
Bergen, Ralph	C, G	1906-09
Billings, Bob (Capt.)	G	1957-59
Bishop, Tom (Capt.)	F	1929-31
Black, Charles B. (Capt.)	F	1942-43, 46-47
Black, Charles T. (Capt.)	G, F	1922-24
Black, Tarik	F	2014
Blair, Donald	G	1942-43
Bliss, Charles (Capt.)	F	1905
Boagni, Kerry	F	1983
Boehm, Walter	C	1912-13
Bohnenstiehl, Rodger (Capt.)	F	1966-68
Bolton, Kerry	G	1963-65
Born, B. H. (Capt.)	C	1952-54
Boschee, Jeff (Capt.)	G	1999-2002
Bosilevac, Fred	F	1937
Bosilevac Jr., Fred	F	1970-72
Bowman, Waldo	F	1921-23
Boyle, Thomas "Tad" (Capt.)	G	1982-85
Bradford, Nick (Capt.)	G, F	1997-2000
Bradshaw, Richard	G	1969
Bragg Jr., Carlton	F	2016-17
Brainard, William	G	1954-56
Branstrom, Joel	F	1995, 97
Braun, Christian	G	2020-22
Bridges, Bill (Capt.)	F	1959-61
Brill, David	F	1963-65
Brill, William	G	1943
Brown, Andrew	G	1904
Brown, Loren	G	1912-13
Brown, Roger	C	1969-71
Brown, Terry (Capt.)	G	1990-91
Buescher, John (Capt.)	C	1941-43
Buford, Chase	G	2008-10
Bull, Clinton	F, G	1949-51

Buller, Kenneth	F	1953
Bunn, John	G, F	1918-20
Burton, Glenn (Capt.)	G	1926-28

-C-

Calloway, Rick (Capt.)	F	1990
Campbell, Altonio	G	1985-86
Campbell, Clifford	F	1925-26
Canfield, Randy	C	1971-72
Carey, Jeff (Capt.)	F, C	1999-2002
Carlson, Norman	F	1945
Carroll, William	F, G	1979-80
Case, Jeremy (Capt.)	G	2004, 06-08
Chalmers, Mario	G	2006-08
Chamberlain, Wilton	C	1957-58
Chana, Fred	F	1964-66
Chenowith, Eric (Capt.)	C	1998-2001
Clark, Wendell	G	1946-47
Cleland, John	G	1956-58
Clemence, Zach	F	2022-present
Cole, Lawrence (Capt.)	C	1914-16
Coleby, Dwight	F	2017
Coleman-Lands, Jalen	G	2022
Collins, Sherron (Capt.)	G	2007-10
Collison, Nick (Capt.)	F	2000-03
Cook, Arthur	C	1904
Cook, Norman (Capt.)	F	1974-76
Corder, Dean	C	1944-46
Corlis, Lyman (Capt.)	G, F	1937-39
Correll, Allen	F	1960-61, 63-64
Cox, Forrest (Capt.)	G	1929-31
Cox, Marvin	C, F	1936
Crawford, John	F	1978-81
Crider, John	G	1999-2000
Crosswhite, William	F, G	1926
Cunliffe, Sam	G	2018
Cuffe Jr., Kyle	G	2022
Curd, Robert	F	1934
Czaplinski, Lane (Capt.)	G	1992

-D-

Daniels, Fred	F, C	1926
Dater, Edwin	G	1956-57
Daum, Gustave	G, C	1945-46
Davenport, Lawrence	F	1952-55
Davis, Ben	F	1992
Davis, Patrick	G	1966-67
De Sousa, Silvio	F	2018-21
Deane, Carl	G	1962
Dennis, David	F	1949
Dewell, John	G	1948
Diallo, Cheick	F	2016
Dick, George	G	1942-44
Diehl, Donald	F	1944
Dishman, Jeffery	F	1982-83
Dixon, Armand	G	1943
Dobbs, Dallas (Capt.)	G	1954-55
Dodd, Leo	C	1928-29
Donaghue, Alan	F	1958-60
Dotson, Devon	G	2019-20
Douglas, Greg	F	1968, 71
Douglas, John (Capt.)	G	1977-78
Douglas, Keith	G	1980
Dousman, Donald (Capt.)	F, G	1911-12
Dreiling, Greg (Capt.)	C	1984-86
Dumas, Jimmy (Capt.)	F	1961-63
Dunmire, Ray (Capt.)	G	1913-15
Durand, Fenlon	F	1937-38
Dye, Everett	F, G	1953

-E-

Earl, Lester (Capt.)	F	1998-2000
Ebling, Donald (Capt.)	F	1938-40
Ebling, Ray (Capt.)	F	1934-36
Ediger, Jaye	F	1967
Elliott, Elijah	G	2020-2020
Ellis, Perry	F	2013-16
Ellison, Benoyd	F, G	1960-61
Ellison, Nolen (Capt.)	F	1961-63
Elstun, Doug	G	1991
Elstun, Gene (Capt.)	G	1955-57
Embild, Joel	C	2014
Enaruna, Tristan	G/F	2020
Endacott, Paul (Capt.)	G	1921-23
Engel, Dale	F	1949-51
Engel, Vernon	F	1924-25
England, Harold	F	1947-50

Engleman, Howard (Capt.)	F	1939-41
Enns, Myron	F, G	1948, 51
Esckridge, Jack	G	1947-48
Evans, Ray	G	1942-43, 46-47
Evers, Wilder	G	2023-present
Ewing, Mark	C	1982-83

-F-

Fees, Charles (Capt.)	G	1902
Fiddelke, Michael	F	1973
Filkin, Lawrence	F	1933
Fitzpatrick, Wilson	G	1942-43
Flachsbarth, Leland	C	1962
Fleischman, John	G	1904
Florell, Loren	F	1938-39
Folks, Ray	G	1914-15
Forsyth, William	G	1943
Fowler, Wilmore	G	1978-79
Frank, Willard	F	1944
Frankamp, Conner	G	2014
Franklin, Kenneth	G	1972
Franz, Ronald (Capt.)	F	1965-67
Frederick, Byron	C	1919, 22-23
Frisby, Donald	G	1946

-G-

Galindo, Alex	F	2005
Gardner, Jerry	G	1960-62
Garrett, Christian	G	2012-15
Garrett, Marcus	G	2018-21
Gear, George	G	1946
Gibbens, Leon	G	1916-17
Gibson, Harry (Capt.)	F	1962-64
Gibson, Milton	G	1975-78
Giddens, J.R.	G	2004-05
Giles, Chester	C, F	1979-80
Giles, C.J.	C	2005-06
Gisel, Richard	G	1960
Goehring, Louis	G, C	1944-45
Golay, George	F	1937-38
Gooden, Drew	F	2000-02
Gordon, Gale	C	1925-27
Gough, James	F	1964-65
Graham, Devonte	G	2015-18
Graves, Jeff (Capt.)	F	2003-04
Gray, Gordon	G	1933-35
Green, Leland	F	1955-57
Greene, Brannen	G	2014-16
Greenlee, Dale (Capt.)	G	1973-75
Greenlees, Charles (Capt.)	F	1912-14
Gregory, Kenny (Capt.)	G, F	1998-2001
Griggs, Adessie	G	1904
Grimes, Quentin	G	2019
Guelndner, Jeff	G	1987-90
Guiot, Jeffery	G	1983-84
Gurley, Greg (Capt.)	G	1992-95
Guy, Anthony (Capt.)	G	1979-82

-H-

Haase, Dale	F	1972-73
Haase, Jerod (Capt.)	G	1995-97
Hackett, John	C	1907
Hall, Edward	F	1941
Hall, Vance	F	1941-42
Hancock, Darrin	F	1993
Harmon, Phillip	G	1967-69
Harms, Marvin	G	1919-20
Harp, Richard (Capt.)	G	1938-40
Harrington, Paul (Capt.)	F	1932-34
Harris Jr., Dajuan	G	2020-present
Harris, Fred	F	1934
Harris, Keith	F	1987-88
Harrison, Lewis	G	2001-02
Hauser, Harold	C	1928
Hawkins, Jeff (Capt.)	G	2003-06
Heckert, Henry	C	1924
Heim, Herbert	G, C	1945
Heitholt, Bill	G	1952-54
Heizer, Robert (Capt.)	C	1909-11
Henderson, Willis	G	1898-99
Henry, Carl (Capt.)	G	1983-84
Henry, C.J.	G	2010
Henry, Xavier	G	2010
Hess, Henry	G	1899
Heyward, Ralph	F	1961
Hickman, Robert	G	1958-60
Hicks, Albert	C, F	1902-04

Hightower, Wayne	F	1960-61
Hill, Everett	G	1945
Hill, James (Capt.)	F	1926-28
Hill, Lance	G	1982-83
Hinrich, Kirk (Capt.)	G	2000-03
Hite, Ora	F	1912-13
Hitt, Ward	G, F	1925
Hoag, Charlie	G	1951-52
Hodges, Gregory	G, F	1926
Hoffman, James	F	1958-60
Hogben, William	G	1940
Holliday, Roy	G	1936-37
Hollinger, Blaine	G	1955-57
Holmer, Robert	G	1936
Houchin, Claude (Capt.)	G	1947-50
Hougland, William (Capt.)	F, G	1950-52
Houk, Clarence	F	1921
House, Jerry	F	1971-72
Housey, Arthur	C	1980-81
Houston, Hasan	G	1977-78
Hoyt, Harold	G	1899
Hull, Rodney	F	1985-86
Hunt, Robert	G	1938
Hunter, Cedric	G	1984-87
Hunter, Thomas	G	1940-42

-I-

Israel, Warren	F	1942
----------------	---	------

-J-

Jackson, Darnell (Capt.)	F	2005-08
Jackson, Josh	G	2017
Jamison, Alonzo (Capt.)	F	1990-92
Janisse, Jelani (Capt.)	G	1998-99
Jankovich, Michael	G	2020-present
Jeffrey, Balfour	G	1927-28
Jennings, Charles	G	1902
Jett, Harry	F	1956-57
Johanning, David (Capt.)	C	1991-92
Johnson, Ashante (Capt.)	F	1999-2000
Johnson, Bob	G	1940, 42
Johnson, Carl	G	1938
Johnson, Charles	G	1906
Johnson, Clinton	G	1975-78
Johnson, Elijah	G	2010-13
Johnson, Jeff	G	1985-86
Johnson, Jerry	G	1958
Johnson, Jerry L.	F	1986
Johnson, Lewis	C	1955-57
Johnson, Monte	F	1957-59
Johnson, Thomas (Capt.)	F	1909-11
Johnson, William (Capt.)	G	1931-33
Johnson, Ronald	G	1955-57
Jordan, Adonis (Capt.)	G	1990-93
Juenemann, Jordan	G	2009-12

-K-

Kaiser, Karl	G, C	1915
Kampschroeder, Brad	G	1989
Kappelman, Francis	G	1934-36
Kappelman, Lester	G, F	1937-39
Kappelman, Todd	F	2001-02
Kauder, Walter	F, G	1916-17
Kaun, Sasha (Capt.)	C	2005-08
Keller, John (Capt.)	F, G	1951-52
Kelley, Al (Capt.)	G	1953-54
Kelley, Dean (Capt.)	G	1951-53
Kellogg, Ronald	F, G	1983-86
Kennedy, Carl	F	1916
Kenney, Robert (Capt.)	F	1950-52
Ketchum, Dee (Capt.)	G	1959-61
Kindred, Lynn	G	1957-59
King, Clifford	G	1947
King, Maurice	F	1955-57
Kinsey, Mario	G	2001
Kissell, Max	F, C	1942-43
Kivisto, Robert	G	1970-71
Kivisto, Thomas (Capt.)	G	1972-74
Klaas, Roy	G	1933
Kleinmann, Matt	C	2006-09
Kline, John (Capt.)	F, G	1939-41
Knight, Danny (Capt.)	C	1973-75
Knight, Kelly (Capt.)	F, C	1980, 82-84
Knight, Mark	G, F	1981
Knoles, James	F	1918
Koenigs, Kenneth (Capt.)	C	1975-78
Konek, Jeffrey	G	1981

Letterwinners

L-

LaFrenz, Raef (Capt.)	F	1995-98
Langford, Keith (Capt.)	G	2002-05
Larson, Harold	G	1910-11
Larson, Louis	G	1908
Laslett, Howard (Capt.)	G	1917, 19
Lattin, Leo	G	1926-27
Lawrence, Chester (Capt.)	G	1968-70
Lawson, Dedic	F	2019
Lawson, K.J.	G	2019
Lee, Michael (Capt.)	G	2002-05
Lewis, Delvin (Capt.)	G	1964-66
Lienhard, William (Capt.)	C	1950-52
Lightfoot, Mitch	F	2017-22
Lindquist, William	G	1944
Lindsay, Merv	G	2012
Lindsey, Adrian	G	1917
Linville, Aubrey	G	1950
Little, Mario (Capt.)	G	2009-11
Lockmann, Riney (Capt.)	F	1964-66
Lockley, Robert	F	1956
Lonborg, Arthur (Capt.)	G	1918-20
London, Marlon	G	1999-2000
Loneski, Ronald	G	1957-59
Long, Verne	F	1909-11
Lopes, Albert	G, F	1965-66
Lovellette, Clyde (Capt.)	C	1950-52
Loving, Wayne	G	1964
Luinstra, Garrett	G	2019
Lutton, Dave	G	1937
Lucas, Landen	F	2014-17
Lytle, Harold	G	1916-17

M-

Mabry, Guy	F	1948-50
Maddox, Mike (Capt.)	F	1988-91
Magley, David (Capt.)	F	1979-82
Malott, Robert	F	1944
Mandeville, Frank	G	1918
Maney, Robert	G	1927-29
Manning, Danny (Capt.)	F	1985-88
Manning, Evan	G	2013-16
Markkanen, Pekka	C	1990
Marshall, Archie (Capt.)	F	1986, 88
Marshall, Grover	G	1961
Marshall, Mike	G	1984
Martin, Brian (Capt.)	C	1982-84
Martin, Cam	F	2022
Martin, Chris (Capt.)	G	1998-99
Martin, Maurice	G	1946, 48-49
Martin, Remy	G	2022
Martindell, Donald	G	1909-10
Mask, Neal	F	1970-72
Mason, Edward	G	1919
Mason III, Frank	G	2014-17
Mathews, Kelsey (Capt.)	C	1918-19
Mathews, Mark	F	1970-72
Matt, John	C	1961-63
Mattox, Marvin	F	1988
McCauley, James	G	1904
McCarthy, Charlie	G	2022-23
McCormack, David	F	2019-22
McCormick, George	G	1929
McCullar Jr., Kevin	G	2022-present
McCune, George (Capt.)	F	1907-09
McDonald, Andrew	F	1921-23
McElroy, Harold	F	1954
McGrath, C.B. (Capt.)	G	1995-98
McGuire, Clarence	G	1928-29
McLemore, Ben	G	2013
McSpadden, Harold (Capt.)	G	1943-44
Michaelson, Manley	F	1904
Mickelson, Hunter	F	2015-16
Miles, Aaron (Capt.)	G	2002-05
Miller, Howard	F	1918-20
Miller, Milton (Capt.)	G	1905-08
Miller, Ralph (Capt.)	F	1939-40, 42
Miller, Richard	G	1942
Miller, William	C	1905-08
Minor, Lincoln	G	1988-89
Mitchell, Victor	C	1981
Moffett, Charles	F, C	1944-45
Mokeski, Paul (Capt.)	C	1976-79
Moody, Christian (Capt.)	F	2003-06
Moore, Charlie	G	2019
Morningstar, Brady (Capt.)	G	2007-11

Morningstar, Roger	F	1974-75
Morris, Marcus	F	2009-11
Morris, Markieff	F	2009-11
Mosby, James	G	1923
Moss, Isaiah	G	2020
Mykhailiuk, Sviatoslav	G	2015-18

N-

Nash, Aubrey	G	1970-72
Nash, Bryant (Capt.)	F	2001-04
Nash, David	G	1968-69
Nash, Macolm (Capt.)	F	1990-92
Natsus, Timothy	G	1969
Neal, Douglas	G	1978-81
Nees, Charles	G	1938-39
Nelson, Lawrence (Capt.)	G	1916-17
Newland, Carmen	F	1927-28
Newman, Malik	G	2018
Newton, Milt (Capt.)	F	1985, 87-89
Niang, Moulaye	F	2003-06
Nicholson, Eldon	G	1953
Noble, Raymond (Capt.)	G, F	1935-37
Nobles, Herbert	F	1976-77
Nooner, Terry (Capt.)	G	1997-2000
Normore, Clint	G	1988
Novosel, Scott (Capt.)	G	1995

O-

O'Leary, Theodore (Capt.)	F	1930-32
Olson, Brett	G	2003-04
Olson, Herbert	C	1920-21
Ostertag, Greg (Capt.)	C	1992-95
Oubre Jr., Kelly	G	2015
Owen, Kirk	G	1938
Owens, Frederick (Capt.)	G, F	1899-1902
Oyler, Robert	G	1934-35

P-

Padgett, David	C	2004
Padgett, Gary	F	1954-55
Page, Leland (Capt.)	G	1930-32
Parker, John (Capt.)	G	1955-57
Patterson, Harold	F	1953-54
Pattinson, Darwin	G	1916
Pauley, Eric (Capt.)	C	1992-93
Peacock, Charles	G	1982
Pear, Roger	F	1908
Pearson, Sean (Capt.)	G, F	1993-96
Peck, Owen	C, G	1945-47
Pellock, Mark	F	1985, 87
Penny, Charles	F	1947-49
Petersen, Albert	C	1925-27
Petersen, Gene	G	1946, 49-50
Pettiford, Bobby	G	2022-23
Piatt, William	G	1904
Pierce, Paul	F	1996-98
Piper, Chris (Capt.)	F	1985-88
Plumley, Francis	F	1929
Pollard, Josh	G	2015
Pollard, Scot (Capt.)	C	1994-97
Pooler, Arthur	G	1902-04
Pralle, Ferdinand (Capt.)	G	1936-38
Priest, Richard	G	1904
Pritchard, Kevin (Capt.)	G	1987-90
Proud, Nick	C	1994
Proudfit, Herbert	F	1926
Pugh, Thomas "T.J." (Capt.)	F	1996-99

R-

Ramsey, Floyd	G	1929-31
Randall, Mark (Capt.)	C, F	1987, 89-91
Ransom, Steve	F	1996-97
Rayford, Calvin (Capt.)	G	1993-94, 96
Reber, John	G	1916
Reed, Tyrel (Capt.)	G	2008-11
Reich, Gilbert	G	1953
Reid, Bruce	F, C	1938
Relford, Travis	G	2009-13
Renko, Steve	F	1964
Replogle, Max	G	1939
Reynolds, Gordon (Capt.)	G	1945
Rice, Carl	G	1918
Richey, Patrick (Capt.)	F	1991-94
Roberts, Jay	F	1962-63
Roberts, Niko	G	2011-14
Robertson, Ryan (Capt.)	G	1996-99
Robinson, Russell (Capt.)	G	2005-08

Robinson, Thomas (Capt.)	F	2010-12
Robisch, David	F	1969-71
Rody, George (Capt.)	F	1920-22
Rogers, Marshall	G	1973
Rogers, Paul (Capt.)	F	1935-37
Ross, Ricky	G	1980
Rouse, Carl	G	1909
Royal, Claude	G	1899
Ruggles, Richard	G	1964
Rupp, Adolph	C, G	1921-23
Rush, Brandon	G	2006-08
Russell, Pierre (Capt.)	F	1969-71
Russell, Rusel	G	1899

S-

Samuel, Nino	F	1973
Sanders, Bradford (Capt.)	G	1976-79
Sands, Jack	C	1939-40
Sanneman, Norman	C	1941
Sapp, William (Capt.)	G	1947-49
Schaake, Elmer	G	1932-33
Schaake, William	G	1951
Schichtel, David (Capt.)	G	1963-65
Schmidt, Harold (Capt.)	F	1925-27
Schmidt, Sylvester (Capt.)	F	1937-38
Schnellbacher, Otto (Capt.)	F	1943, 46-48
Scott, Kirk	G	1945
Scott, Richard (Capt.)	F	1991-94
Selby, Josh	G	2011
Selden Jr., Wayne	G	2014-16
Self, Tyler	G	2013-17
Shaffer, Wilmer	F	1934-36
Shelton, Rueben	G	1974-77
Sherwood, Homer	C	1944
Short, John	F	1943
Siler, Charles	F, C	1905-07
Simien, Wayne (Capt.)	F	2002-05
Sloan, Bruce (Capt.)	G	1967-69
Smith, Cecil	G	1906
Smith, Chester (Capt.)	G	1901-02
Smith, Dean	F	1952-53
Smith, Lester	G	1912-13
Smith, Lynwood	G	1949-50
Smith, Tommie	F	1973-75
Smith, Verni	G	1910
Snow, Mark	C	1980
Sollenberger, Marvin	G	1941-42
Sorensen, Ephraim	F	1915
Sosinski, James	F	2018
Sparks, Loye	F	1962-63
Sproull, Ralph (Capt.)	F	1913-15
Squires, LaVannes	G	1953-54
Stallcup, John "Mac" (Capt.)	F, C	1978-80
Stallworth, Isaac "Bud" (Capt.)	F	1970-72
Staplin, George	G	1921
Stewart, Rodrick (Capt.)	G	2006-08
Stramel, Gilbert	F	1946-48
Stratton, Daniel	G	1924
Stucker, Gordon	G	1944
Stuckey, George	F	1911-12
Sullivan, Nelson	F	1938
Summers, Mark (Capt.)	F	1981-83
Suttle, Richard	F	1973-75
Sutton, Walter	G	1899
Sutton, William (Capt.)	G	1899

T-

Taylor, Tyshawn (Capt.)	G	2009-12
Taylor, David (Capt.)	G	1972-74
Teahan, Chris	G	2018-2022
Teahan, Conner	G	2008-12
Tharpe, Naadir	G	2012-14
Thomas, Billy (Capt.)	G	1995-98
Thomas, Quintrell	F	2009
Thomas, Richard	G	1967-68
Thompson, Calvin	F	1983-86
Thompson, Gary	F	1957-59
Thompson, George	F	1981
Thompson, Russell (Capt.)	G	1928-30
Toft, James	G	1956
Tolan, John	G	1902
Traylor, Jamari	F	2013-16
Tunstall, Sean	G	1991
Turgeon, Mark (Capt.)	G	1984-87
Turner, Paul	F	1942-43
Turner, Robert	G	1944

U-

Uhrlaub, Ernst (Capt.)	F, G	1917, 20-21
Uhrlaub, Rudolf (Capt.)	G, F	1916-18
Ulrich, Hubert	G	1942
Unsel, George	C	1963-64
Urie, Raymond	G	1933

V-

Valentine, Darnell (Capt.)	G	1978-81
Vance, Robert	G	1962-64
Van der Vries, Edward	F	1910, 14
Vanek, Ernest	G	1932, 34
Vang, Tucker	G	2017
Vanoy, Vernon	C	1967-68
Vaughn, Jacque (Capt.)	G	1994-97
Vick, Lagerald	G	2016-19
Vinson, Stephen (Capt.)	G	2003-06
Von Moore, Donnie	F, C	1975, 77-78
Voran, Bruce	C, G	1939-40

W-

Wagner, Kirk (Capt.)	F	1990-91
Walker, Charles	G, C	1941-42
Walters, Rex (Capt.)	G	1992-93
Watson, Raymond	F	1910
Waugh, Jerry (Capt.)	C	1948-51
Weaver, Arthur	C	1913-15
Weichbrodt, Blake (Capt.)	G	1993-94
Weidlein, William	G	1914
Weidner, Carl	G	1937
Welch, Mark	G	1931
Wellhausen, Al	C	1985, 87
Wells, Dean	G, F	1950-51
Wells, Dick (Capt.)	F, C	1933-

Jersey Numbers

0
 Bobby Pettiford Jr. 2021-23
 Marcus Garrett 2018-21
 Frank Mason III 2014-17
 Thomas Robinson 2010-12
 *Drew Gooden 2000-02

00
 Darrell Arthur 2007-08
 Greg Ostertag 1992-95
 Wilmore Fowler 1978-79
 (Wore No. 10 in 1978)
 Hasan Houston 1976-78
 Norm Cook 1974-76
 Jim Husser 1958-59
 (Wore No. 5 in 1958)

1
Hunter Dickinson 2023-present
 Joseph Yesufu 2021-23
 Devon Dotson 2020
 (Wore No. 11 in 2018-19)
 Detric Lawson 2019
 Wayne Selden Jr. 2014-16
 Xavier Henry 2010
 Jeff Hawkins 2003-06
 Mario Kinsey 2001

2
 Christian Braun 2020-22
 Charlie Moore 2019
 Cliff Alexander 2015
 Anrio Adams 2013
 Conner Teahan 2008-12
 Alex Galindo 2005
 Omar Wilkes 2004
 Lewis Harrison 2001-02
 (Wore No. 30 in 2001)

3
Dajuan Harris Jr. 2020-present
 Sam Cunliffe 2018
 Andrew White III 2013-14
 Russell Robinson 2005-08
 Brett Olson 2003-04
 Brett Ballard 2001-02
 Lester Earl 1998-2000
 Terry Brown 1990-91
 Clint Johnson 1975-78
 Dee Ketchum 1959-61
 Jerry Alberts 1953-54
 John Buescher 1941-43

4
Justin Cross 2023-present
 Grady Dick 2022
 Isaiah Moss 2020
 Devonte' Graham 2015-18
 Justin Wesley 2011-14
 *Sherron Collins 2007-10
 *Nick Colison 2000-03
 Ryan Robertson 1996-99
 Larry Davenport 1952-55
 Max Kissell 1942-43

5
Chris Carter 2023-present
 Kyle Cuffe Jr. 2021-23
 Elijah Elliott 2020
 Quentin Grimes 2019
 Evan Manning 2013-16
 (Wore No. 10 in 2013)
 Jeff Withey 2010-13
 Rodrick Stewart 2006-08
 Keith Langford 2002-05
 Terry Nooner 1997-2000
 Scott Novosel 1995
 Charlie Hoag 1951-52
 Guy Mabry 1948-50
 *Howard Engleman 1939-41

6
 LaVannes Squires 1953-54
 Jerry Waugh 1948-51

7
 Bill Brainard 1954-56
 Claude Houchin 1947-50

8
 Maurice King 1955-57

Bill Sapp 1947-49
 *Charlie T. Black 1922-24

9
 Bob Kenney 1950-52

10
Johmy Furphy 2023-present
 Jalen Wilson 2020-23
 Sviatoslav Mykhailiuk 2015-18
 Naadir Tharpe 2013-14
 (Wore No. 1 in 2012-13)
 Tyshawn Taylor 2010-12
 (Wore No. 15 in 2009)
 Brennan Bechard 2009
 (Wore No. 11 in 2007-08)
 Jeremy Case 2004-08
 *Kirk Hinrich 2000-03
 Calvin Rayford 1993-96
 Scooter Barry 1986-89
 Phil Harmon 1967-69
 John Anderson 1953-55
 *Charlie B. Black 1942-43, 46-47
 George Gear 1946

11
Jamari McDowell 2023-present
 M.J. Rice 2022
 Remy Martin 2022
 Josh Jackson 2017
 Bill Lienhard 1950-52
 Aaron Miles 2002-05
 Lincoln Minor 1988-89
 Otto Schnellbacher 1946-48
 Quintrell Thomas 2009
 Mark Turgeon 1984-87
 *Jacque Vaughn 1994-97
 Royce Woolridge 2010

12
Wilder Evers 2022-present
 Chris Teahan 2018-22
 Tucker Vang 2017
 Kelly Oubre Jr. 2015
 Brady Morningstar 2007-11
 John Crider 1999-2000
 Billy Thomas 1995-98
 Patrick Richey 1991-94
 Chris Barnhouse 1975-77
 Gene Elstun 1955-57
 *Paul Endacott 1921-23

13
Elmarko Jackson 2023-present
 Charlie McCarthy 2021-23
 Tristan Enaruna 2020-21
 K.J. Lawson 2019
 Cheick Diallo 2016
 C.J. Henry 2010
 Jeff Boschee 1999-2002
 Carl Henry 1983-84
 John Douglas 1977-78
 *Walt Wesley 1964-66
 *Wilt Chamberlain 1957-58
 (Wore No. 12 at home)
 Dallas Dobbs 1954-56
 Ralph Miller 1939-42

14
Patrick Cassidy 2023-present
 Malik Newman 2018
 Brannen Greene 2014-16
 T.J. Whitley 1993-96
 (Wore No. 11 in 1992-93)
 Kevin Pritchard 1987-90
 *Darnell Valentine 1978-81
 Tommie Smith 1973-75
 Jim Dumas 1961-63
 Jim Hoffman 1958-60
 Dean Kelley 1951-53
 Charles Penny 1947-49

15
Kevin McCullar Jr. 2022-present
 Dillon Wilhite 2022
 Carlton Bragg Jr. 2016-17
 Christian Garrett 2014-15
 (Wore No. 21 in 2012-13)
 Elijah Johnson 2010-13
 *Mario Chalmers 2006-08
 J.R. Giddens 2004-05
 Kerry Boagni 1983

Ricky Ross 1980
 *Bud Stallworth 1970-72
 *Jo Jo White 1966-69
 Kerry Bolton 1963-65
 Butch Ellison 1960-61
 *Ray Evans 1942-43, 46-67
 Adolph Rupp 1921-23

16
 *Clyde Lovellette 1950-52

17
 Bill Houglan 1950-52

18
 Ronald Johnston 1955-57

19
 Maurice Martin 1946, 48-49
 Bob Fitzpatrick 1942-43

20
Michael Jankovich 2020-present
 Garrett Luinstra 2019
 Tyler Self 2017
 (Wore No. 11 from 2013-16)
 Niko Roberts 2011-14
 Stephen Vinson 2003-06
 Kenny Gregory 1998-2001
 Steve Woodberry 1991-94
 Rick Calloway 1990
 Jeff Dishman 1982-83
 Dale Haase 1972-73
 Doug Douglas 1968, 71
 Buddy Vance 1962-64
 Bob Hickman 1958-60
 John Keller 1951-52

21
 Clay Young 2016-18
 Joel Embiid 2014
 Markieff Morris 2009-11
 Nick Bahe 2004-05
 Nick Bradford 1997-2000
 Sean Pearson 1993-96
 Doug Elston 1991
 Milt Newton 1985, 87-89
 Eddie Dater 1956-57
 Bill Heitholt 1952-54

22
Dillon Wilhite 2021-present
 Silvio De Sousa 2018-21
 Dwight Coleby Jr. 2017
 Josh Pollard 2015
 Andrew Wiggins 2014
 Merv Lindsay 2012
 Marcus Morris 2009-11
 Jeff Carey 1999-2002
 B.J. Williams 1994-97
 Cedric Hunter 1984-87
 Mark Ewing 1982-83
 Donnie Von Moore 1975, 77-78
 Jerry House 1971-72
 David Schichtle 1963-65
 Jerry Gardner 1960-62
 Bob Billings 1957-59
 John Parker 1955-57
 Dean Smith 1952-53

23
Parker Braun 2023-present
 Ernest Udeh 2022
 Chris Huey 2015
 Conner Frankamp 2014
 Ben McLemore 2013
 Mario Little 2009-11
 Micah Downs 2006
 *Wayne Simien 2002-05
 Jelani Janisse 1998-99
 Rex Walters 1992-93
 Archie Marshall 1986, 88
 Mark Summers 1981-83

24
KJ Adams Jr. 2021-present
 Sasha Kaun 2005-08
 Marlon London 1999-2000
 C.B. McGrath 1995-98
 Alonzo Jamison 1990-92
 Chris Piper 1985-88
 Kelly Knight 1980, 82-84

Ken Koenigs 1975-78
 Fred Bosilevac Jr. 1970-72
 Al Correll 1960-61, 63-64
 John Cleland 1955-58
 Al Kelley 1951-53
 George Dick 1942-44
 Travis Releford 2009-13
 Loye Sparks 1962-63
 Lagerald Vick 2019
 (Wore No. 2 in 2016-18)

25
Nicolas Timberlake 2023-present
 Tarik Black 2014
 Al Correll 1952-54
 *B.H. Born 1961-63
 Nolen Ellison 1947-50
 Harold England 1947-50
 Lewis Johnson 1955-57
 Jordan Juenumann 2012
 (Wore No. 40 in 2009-11)
 Michael Lee 2002-05
 Del Lewis 1964-66
 *Danny Manning 1985-88
 Aubrey Nash 1970-72
 *Brandon Rush 2006-08
 Rich Thomas 1967-68

26
 Dave Dennis 1949

27
 Jack Wolfe 1954

29
 Lee Green 1955-57

30
 Ochai Agbaji 2019-22
 Greg Dreiling 1984-86
 Adonis Jordan 1990-93
 Lynn Kindred 1957-59
 Chris Martin 1998-99
 Roger Morningstar 1974-75
 Gary Padgett 1954-55
 Julian Wright 2006-07

31
 Cam Martin 2021-23
 Jim Gough 1964-65
 Harry Jett 1956-57
 Al Lopes 1965-66
 (Wore No. 20 in 1965)
 Booty Neal 1978-81
 Scot Pollard 1994-97
 Bruce Sloan 1967-69
 Jamari Traylor 2012-16

32
 Tyrone Appleton 2009
 *Bill Bridges 1959-61
 Lee Flachsbarth 1962
 Darrin Hancock 1993
 Darnell Jackson 2005-08
 Ashante Johnson 1999-2000
 Riney Lochmann 1964-66
 Mike Maddox 1988-91
 Neal Mask 1970-72
 Herb Nobles 1976-77
 T.J. Pugh 1996-99
 Josh Selby 2011
 Vernon Vanoy 1967-68

33
 Howard Arndt 1967-69
 Luke Axtell 2000-01
 Tad Boyle 1982-85
 David Brill 1963-65
 C.J. Giles 2005-06
 Jeff Gueldner 1987-90
 Greg Gurley 1992-95
 Ron Loneski 1957-59
 Landen Lucas 2013-17
 Mark Mathews 1970-72
 David McCormack 2019-2022
 Bryant Nash 2003-04
 (Wore No. 15 in 2001-02)
 Rick Suttle 1973-75

34
 Perry Ellis 2013-16
 Tony Guy 1979-82
 Christian Moody 2003-06

*Paul Pierce 1996-98
 Richard Scott 1991-94
 Freeman West 1989-90
 Chris Zerbe 2001-02

35
 Zuby Ejiro 2022
 Udoka Azubuike 2017-20
 Rodger Bohnenstiehl 1966-68
 Bob Frederick 1960-62
 Jerod Haase 1995-97
 Monte Johnson 1957-59
 David Magley 1979-82
 Calvin Thompson 1983-86

37
 Eldon Nicholson 1953

38
 Walter Beck 1951

40
 John Crawford 1978-81
 Dale Greenlee 1973-75
 *Dave Robisch 1969-71
 George Unseld 1963-64
 Brad Witherspoon 2007-08
 Kevin Young 2012-13

41
Zach Clemence 2021-present
 (Wore No. 21 in 2021, 2022)
 Chase Buford 2009-10
 (Wore No. 22 in 2008)

42
 Harry Gibson 1962-64
 Jeff Graves 2003-04
 Hunter Mickelson 2015-16
 Mark Randall 1987, 89-91
 Gary Thompson 1957-59

43
 Brad Kampschroeder 1989
 Macolm Nash 1990-92

44
 Eric Chenowith 1998-2001
 Alan Donoghue 1958-60
 Ron Kellogg 1983-86
 Mitch Lightfoot 2017-22
 Pekka Markkanen 1990
 John Matt 1961-63
 Paul Mokeski 1976-79
 David Padgett 2004
 Steve Renko 1964
 Pierre Russell 1969-71

45
 *Cole Aldrich 2008-10
 Bob Kivisto 1970-71
 Tom Kivisto 1972-74
 *Raef LaFrentz 1995-98

50
 Todd Kappelmann 2001-02

51
 Eric Pauley 1992-93

52
 Sean Alvarado 1987, 89
 Danny Knight 1973-75

54
 Art Housey 1980-81
 Matt Kleinmann 2005-09

55
 Jalen Coleman-Lands 2022
 Roger Brown 1969-71
 Fred Chana 1964-66
 Wayne Hightower 1960-61
 Moulaye Niang 2003-05
 Jay Roberts 1962-63
 James Sosinski 2018

*Denotes that player's jersey (not the number) has been retired by KU.

Naismith Basketball Hall of Fame

The University of Kansas proudly boasts its rich basketball history as 20 former Jayhawk basketball student-athletes and coaches - 19 men (one two times) and one woman - have been enshrined in the Naismith Memorial Basketball Hall of Fame, located in Springfield, Massachusetts. The latest Kansas addition is Paul Pierce, who was inducted in 2022. KU women's great Lynette Woodard was enshrined in 2004. Overall, Kansas has seen its coaches and players named to the Hall of Fame 21 times, the most of any Division I school. The Hall of Fame is named in honor of the game's inventor and first KU head coach, Dr. James Naismith.

DR. JAMES NAISMITH

As physical education instructor at Springfield College in 1891, Naismith invented the game of basketball placing peach baskets above the players' heads for goals. From this beginning, basketball evolved into today's game.

His innovations in sports did not stop with basketball. As a football player at Springfield under Amos Alonzo Stagg, Naismith, because of bruised ears from rough play, took a football, cut it lengthwise and placed it over his head to protect his ears. Thus, the first football helmet was invented.

Naismith, who compiled a 55-60 record as the Jayhawks' first coach, joined the KU faculty in 1898 and later became the director of physical education. He retired from active teaching in 1937 and died in 1939 at the age of 78.

The National Basketball Hall of Fame, located in Springfield, Massachusetts, is named for him. He was elected to the Hall of Fame in 1959. He is buried in Lawrence, Kansas, in Lawrence Memorial Park Cemetery.

DR. F.C. "PHOG" ALLEN

The winningest coach in Kansas basketball history, Allen compiled a record of 590-219 in 39 seasons as the Jayhawk head coach. All totaled, Allen won 746 games. The mark still ranks as the 14th highest in mens college basketball history.

As a student at KU (Allen earned three letters in basketball from 1905-07), Allen's

coach was Dr. James Naismith. When Allen was first thinking about making a career of coaching he talked with Naismith and was told, "You don't coach basketball, Forrest; you play it."

Allen began his coaching career in 1907 as Kansas' head coach for the 1907-08 and 1908-09 seasons. During that same period, he also coached at Baker University and at Haskell Institute in Lawrence in 1908-09. He dropped out of coaching for four years and returned in 1912 as coach of all sports at Central Missouri State. In seven years at CMSU, his teams won seven championships and their combined record was 102-7.

Allen became KU's athletics director in 1919 as well as football and basketball coach. He was instrumental in the establishment of the Kansas Relays in 1923, but basketball was his passion. His KU teams won 24 conference titles and one NCAA title in 1952. The 1922 and 1923 teams awarded Helms Foundation National crowns. His 1940 and 1953 teams won NCAA western regionals. In addition, Allen coached 14 All-Americans.

Allen was a driving force behind the addition of basketball in the Olympic Games and was later an assistant coach on the 1952 Olympic team. He was behind the efforts of the implementation of the NCAA Tournament, played for the first time in 1939. Allen was one of the founders of the National Basketball Coaches Association and served as its first president. He was National Coach of the Year in 1950 and a charter member of the Helms Foundation Basketball



ALLEN

Hall of Fame. Allen was elected to the Naismith Basketball Hall of Fame in 1959.

Allen Fieldhouse, named for him, first opened March 1, 1955, and is still the home court for KU basketball. Allen died on September 16, 1974, at the age of 88 and is buried in Lawrence Oak Hill Cemetery.

E.C. QUIGLEY

Quigley was best known as a referee and official, but he was also a player, coach and administrator.

He served as athletics director at KU from 1944-50. In six years, he succeeded in retiring a \$113,000 debt owed on Memorial Stadium. He hired George Sauer and J.V. Sikes as football coaches, brought in Bill Easton as track coach and hired Dick Harp to be Phog Allen's assistant coach.

A four-sport letterman, Quigley played football at KU in 1900 and 1901, and went on to coach football at Central Missouri State and St. Mary's College.

After suffering a broken hand in professional baseball, he turned to officiating sports. Quigley estimated he officiated 400 football games, 5,400 Major League Baseball games and 1,500 basketball contests in 40 years, including three Rose Bowls and six World Series. He spent 23 years in the National League as an umpire, supervisor of umpires and public relations director. He also worked several NCAA Tournaments and the 1936 Olympic basketball finals.

He was elected to the Hall in 1961.

JOHN BUNN

Bunn came to Kansas in 1917 as a three-sport athlete, earning four letters in football and three each in basketball and baseball. Upon graduation, he went on to coach basketball for 42 years at Stanford, Springfield (Massachusetts) College and Northern Colorado. He accumulated 321 wins and three Pacific Coast titles (1936-37-38).

A graduate of Humboldt (Kansas) High School, Bunn became the first athlete ever to earn 10 varsity letters from Kansas. After he

retired as a coach, he was a member of the NCAA rules committee and served as the national rules editor and interpreter for nine seasons (1959-67). He served as chairman of the Hall of Fame committee of the NABC from 1949-61, and the first Executive Director of the Basketball Federation in 1965.

Bunn was the freshman football, basketball and baseball coach at Kansas from 1924-27. He was elected to the Hall of Fame in 1964.

ADOLPH RUPP

Known as the "Baron of Basketball," Rupp was a member of the 1922 and 1923 teams which won Helms Foundation National Championships under Phog Allen.

Rupp went on to coach at Kentucky for 41 seasons and compiled a record of 876-190, surpassing his former coach Phog Allen as the winningest college coach of all time (a record since broken by Kansas graduate Dean Smith and six others).

As coach of UK, Rupp guided his teams to 27 Southeastern Conference titles, a NIT crown and four NCAA Championships. Under Rupp, 31 players went on to professional careers and 25 earned All-America status.

He was named National Coach of the Year four times and SEC Coach of the Year seven times. He served as co-coach of the 1948 Olympic team and was an Olympic goodwill ambassador to the 1968 games in Mexico City.

He was elected to the Hall of Fame in 1959.

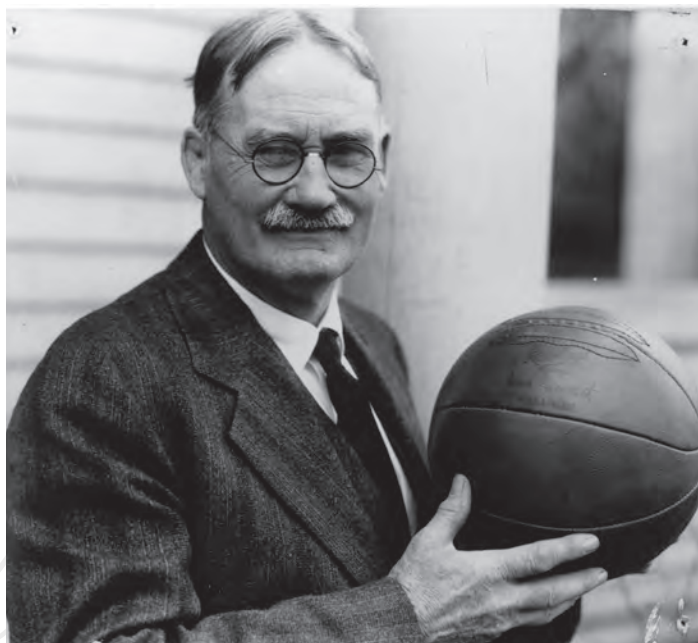
PAUL ENDACOTT

Endacott lettered in basketball at Kansas from 1921-23 and was captain of the 1923 squad which captured a conference title and finished the season with a 17-1 record. The 1922 and 1923 teams were later recognized by the Helms Foundation as national champions for those years.

Kansas coaching legend Phog Allen called Endacott, "The greatest player I have ever coached."

Endacott was awarded all-conference honors in 1921-22-23 (the first triple all-conference selection in KU history), and was named The Helms Foundation National Player of the Year in 1923.

He was elected to the Hall in 1971.



NAISMITH

Naismith Basketball Hall of Fame



ENDACOTT

ARTHUR LONBORG

Arthur "Dutch" Lonborg was a three-sport letterwinner at Kansas in football, basketball and baseball. He was a three-time all-conference performer in football (1917-19), twice named all-conference in basketball and was an All-American in basketball in 1919.

After graduating from the KU Law School, Lonborg coached at McPherson College and Washburn before beginning a 23-year career as coach at Northwestern. At Northwestern, he was instrumental in organizing the first NCAA basketball tournament in 1939.

He returned to KU in 1950 as director of athletics, a position he held for 14 years. During his tenure, the Jayhawks won 38

the game.

After graduation, Johnson continued to be a force in basketball. He played for Southern Kansas Stage Lines in the AAU, earning All-America honors.

Johnson received the Jim Thorpe Award, given annually to an all-time sports great from Oklahoma.

He was named to the Hall of Fame in 1976.

JOHN MCLENDON

John McLendon was the first African-American college coach elected to the Hall of Fame in 1979. In 2016, McLendon was inducted for the second time being recognized as the first African-American coach in a professional league.

After becoming the first African-American to graduate from KU with a bachelor's degree in physical education in 1936, McLendon turned to coaching. Mentored by Dr. James Naismith, who insisted basketball should be played at a fast break pace, offensively and defensively, McLendon began his 14-year career at North Carolina College in 1938, then later coached at Hampton (Virginia) Institute and Tennessee A&I. While head coach there, his teams won three-consecutive NAIA national titles (1957-59). He also coached at Kentucky State, Cleveland State, the National Industrial League and professionally with Cleveland



CHAMBERLAIN

impact on the Jayhawk basketball program. In his freshmen basketball debut, he scored 42 points as the freshmen team defeated the varsity.

Chamberlain's varsity debut was equally impressive as he poured in 52 points and grabbed 31 rebounds against Northwestern. That scoring total still ranks as a Kansas single-game record.

In 1957, Chamberlain led the Jayhawks to a 24-3 record and a spot in the NCAA finals where Kansas was defeated by North Carolina, 54-53 in three overtimes. Despite the loss, Chamberlain was named tournament MOP. He was a two-time All-American and All-Big Eight selection.

Chamberlain was a versatile performer as

Conference-championships and won either the regular season race or the postseason tournament 20 out of 27 years.

He coached 32 all-conference players and 26 All-Americans while seeing 51 of his former players go on to play in the professional ranks. More than 20 of his former players are coaches or administrators.

He was elected to the Hall of Fame in 1984.

RALPH MILLER

After 39 years as a college coach, Ralph Miller retired in 1989 as the sixth-winningest coach in NCAA history with a 674-370 record.

At Chanute (Kansas) High School, Miller

Jayhawks have been enshrined into the Naismith Hall of Fame **20 times**, more inductees than any other Division I school.

conference titles and four NCAA crowns, including the 1952 basketball title. Under his guidance, Allen Fieldhouse, Quigley Field (now Hoglund Ballpark) and Memorial Stadium expansion projects were completed.

Lonborg served as the manager of the 1960 Olympic basketball team and spent 13 years as the chairman of the NCAA basketball tournament committee.

He was elected to the Hall in 1972.

WILLIAM C. JOHNSON

The dominant collegiate center of his time, Bill "Skinny" Johnson achieved All-American status in 1933 as he led the Jayhawks to a third-consecutive Big Six Conference title. Johnson, who stood 6-4, was considered a giant in an era when the center jump after each basket was a part of

(ABL) and Denver (ABA). He retired in 1969 with a 25-year college mark of 523-165 (.760).

McLendon served as a State Department basketball specialist to Southeast Asia and a consultant to the Virgin Islands and Bahamas basketball federations. He coached the 1964 NAIA Olympic Trials team and the 1973 USA team at the World Basketball Festival in Peru.

He was honored as the NAIA national coach of the year in 1958, and named coach of the decade by the Central Intercollegiate Athletic Association in 1956.

WILT CHAMBERLAIN

One of the greatest basketball players ever, Wilt Chamberlain quickly made an

he also lettered in track. He cleared 6-6 3/4 in the high jump to tie for first in the 1958 Big Eight track and field championships.

After leaving school following his junior season for the Harlem Globetrotters, he became the NBA's second-leading all-time scorer (31,419 points), Rookie of the Year in 1960, four-time MVP and 10-time All-NBA performer. He also set the NBA single-game scoring record March 2, 1962, with 100 points against the New York Knicks.

Chamberlain, who passed away on Oct. 12, 1999, was elected to the Hall in 1978.

DEAN SMITH

Smith, the seventh-winningest college basketball coach ever, was a member of the 1952 Kansas team which claimed the NCAA title and a member of the 1953 team which reached the NCAA finals.

A native of Emporia, Kansas, Smith coached North Carolina to the 1982 and 1993 NCAA titles and his 1971 team claimed the NIT crown. He was the coach of the 1976 Olympic squad that won a gold medal. In 36 seasons as the head coach at North Carolina, he compiled an NCAA record 879-254 mark.

He took his North Carolina teams to 23-consecutive NCAA Tournaments, breaking John Wooden's UCLA streak. His Tar Heels played in the Final Four 11 times.

Smith's Tar Heels won 13 Atlantic Coast

earned 12 letters in five sports. He was a two-sport star at Kansas where he earned three football letters as a starting quarterback and three in basketball playing for Phog Allen. Miller was a starter on KU's 1940 NCAA Tournament runner-up team.

Upon graduating from KU in 1942, Miller served three years in the Air Force before starting his coaching career at Wichita (Kansas) East High School. After three years and a state title, he moved on to coach at Wichita State. He compiled a 220-133 record in 14 years at WSU, then moved on to Iowa, where he had a 95-51 mark in six years. Miller later left for Oregon State, where his 18-year stint produced a 359-186 record.

A two-time national coach of the year, Miller was coach of the year at least twice in each of the three conferences he coached -- Missouri Valley, Big Ten and Pacific 10.

Miller was elected to the Hall in May, 1988. He passed away on May 16, 2001.

CLYDE LOVELLETTE

A two-time All-American center, Clyde Lovellette led Kansas to an 80-63 win over St. John's in the 1952 NCAA championship game, set a then-NCAA Tournament scoring record and earned Most Outstanding Performer honors for his efforts.

Today, he ranks as the fourth all-time leading scorer in KU history with 1,979 career points and as the No. 10 all-time leading



JOHNSON



MCLENDON

Naismith Basketball Hall of Fame

rebounder with 813. In 1952, Lovellette became the only player in NCAA history to lead the nation in scoring (28.4) and be on the NCAA National Championship team.

In addition to his All-America selections, Lovellette was a three-time All-Big Seven center and capped his career by leading the United States to the gold medal in basketball at the 1952 Olympic games in Helsinki, Finland.

Following his career at KU, Lovellette played one year of AAU ball then embarked on a 12-year NBA career with stops in Minneapolis, Cincinnati, St. Louis and Boston. He retired from basketball in 1964.

Lovellette was elected to the Hall in May 1988.

LARRY BROWN

The sixth head coach in Kansas basketball history, Brown maintained Kansas' national prominence while leading his teams to NCAA Tournament appearances in each of his five seasons. Brown accepted the head coaching position with the San Antonio Spurs following the 1987-88 season and spent 23 seasons as a head coach in the NBA.

A 1963 graduate of North Carolina, Brown was an honorable mention All-America guard under former Kansas basketball player Dean Smith. After playing on the 1964 United States gold medal-winning Olympic team, Brown went on to distinguish himself first as a player, then as a coach in the ABA and NBA.

While the head coach at UCLA, Brown led his 1979-80 team to the NCAA title game before falling to Louisville, 59-54. Brown's 1985-86 Kansas team reached the NCAA Final Four, and the 1987-88 Jayhawk squad won the national title, defeating Oklahoma 83-79. He was selected as the 1986 Big Eight Conference Coach of the Year.

He was elected to the Hall of Fame in 2002.

LYNETTE WOODARD

Lynette Woodard was a three-time All-State selection at Wichita North High School. A national high school All-American in 1977, Woodard went on to play at KU from 1978-81.

Woodard was a four-time Kodak All-American and is the leading scorer in the history of women's basketball with 3,649 points.

A four-time All-Big Eight selection, Woodard led the nation in scoring in 1979, rebounding in 1978 and steals in 1979, 1980 and 1981. Woodard was MVP of the Big Eight Tournament in 1979, 1980 and 1981 and was later named the Big Eight Conference Player of the Decade.

Woodard was a member of the 1980 Olympic Team and co-captained the gold medal-winning Olympic team in 1984. She also earned a gold medal at the World University Games in 1979. Following KU, Woodard played international basketball in Italy during the 1980s. She earned notoriety in 1985 when she became the first female to play for the Harlem Globetrotters. She played two professional seasons in the United States with the WNBA's

Cleveland Rockers and Detroit Shock.

She was elected to the Hall of Fame in 2004.

ROY WILLIAMS

In 15 seasons at Kansas, from 1989-2003, Roy Williams led the Jayhawks to a 418-101 record. He won more games in the first 15 years of a coaching career than any coach in Division I history. Williams came to KU after serving 10 seasons at North Carolina, his alma mater, under KU alum Dean Smith.

During Williams' tenure, Kansas made four trips to the NCAA Final Four, including playing for the national championship in 1991 and 2003. He coached four consensus first-team All-Americans, while seeing 10 of his players selected in the first round of the NBA Draft.

Under Williams, the Jayhawks won nine conference titles, and, in 2002, became the first team in the history of the Big 12 to go undefeated in league play (16-0).

A three-time national coach of the year and the recipient of the 2003 John R. Wooden Legends of Coaching Award, Williams returned to North Carolina in the spring of 2003.

Williams was elected to the Hall of Fame in 2007.

ALLEN KELLEY

Allen "Al" Kelley was inducted to the Naismith Basketball Hall of Fame as a member of the 1960 U.S. Olympic Team which won the gold medal in Rome. On the 1960 coaching staff was Dutch Lonborg who was inducted into the Hall of Fame as an individual in 1972. Additionally, KU legendary trainer Dean Nesmith also assisted in Rome.

Kelley participated in five of the U.S.' eight victories and the 1960 team went on that year to win the gold medal in Rome, Italy, winning every game played by 30 points or more.

Kelley was a three-year letterman at Kansas for head coach Phog Allen from 1952-54 and was a member of the 1952 NCAA National Championship team. He was an All-Big Seven Conference First Team selection in 1953 and 1954.

The 1960 U.S. Olympic Team was inducted to the Hall of Fame in 2010. He passed away in August 2016.

JO JO WHITE

Two-time Kansas men's basketball All-American and seven-time NBA All-Star Jo Jo White was inducted into the Naismith Basketball Hall of Fame in September 2015.

White played at KU from 1966-69. An All-America selection in 1968 and 1969, White was a three-time All-Big Eight Conference honoree and KU's Most Valuable Player for three-straight seasons. The Saint Louis native scored 1,286 career points while at Kansas.

His four years at KU saw the Jayhawks win two Big Eight Championships, three Big Eight Holiday Tournaments, make two NCAA Tournament appearances and finish runner-up in the NIT. He was a member of the 1968

Gold Medal USA Olympic team and played 11 seasons in the NBA.

Drafted by Boston with the ninth overall pick in 1969, White led the Celtics to NBA Championships in 1974 and 1976, where in the latter he was named NBA Finals MVP.

A major impact at the collegiate and professional levels, White's No. 10 was retired by the Celtics in 1982. His Kansas jersey was officially retired on Jan. 27, 2003.

BILL SELF

In his 20 years in Lawrence, Bill Self managed to lift the already prominent Kansas basketball program to new heights, guiding the Jayhawks to a 565-132 record and an incredible 16 Big 12 regular-season championships, including an NCAA record 13-consecutive from 2005-17.

A 1985 graduate of Oklahoma State, Self began his coaching career at his alma mater as an assistant for seven seasons under coaches Leonard Hamilton and Eddie Sutton. His first head coaching job was at Oral Roberts in 1993-94, then Tulsa (1997-98), Illinois (2000-01) and Kansas (2003-04-present).

Self was named the eighth coach in Kansas basketball history on April 21, 2003. While at Kansas, he has won two national championships, an NCAA-record 13-straight regular-season Big 12 Conference titles and eight league tournament championships.

Self is one of five coaches in NCAA Division I history to have led three different teams - Tulsa, Illinois and Kansas - to the NCAA Elite Eight.

Self was elected to the Hall of Fame in 2017.

PAUL PIERCE

As a Jayhawk, Pierce was a 1998 Consensus All-America First Team selection. In just three seasons at Kansas, Pierce ranks 10th on the KU career scoring list with 1,768 points and also ranks in the top 20 in rebounds and steals. He was most outstanding player in both the 1997 and 1998 Big 12 Tournaments and his jersey was officially retired from KU during the 2003 season.

The Class of 2021 Enshrinement festivities began at Mohegan Sun on Friday, September 10 with the Enshrinement Tip-Off Celebration and Awards Gala. The Class of 2021 then

journeyed to Springfield, Massachusetts, for Saturday's formal induction ceremony at the Naismith Memorial Basketball Hall of Fame and MassMutual Center.

Pierce marks the 21st time a Naismith Memorial Basketball Hall of Fame inductee has University of Kansas ties and the first since current head coach Bill Self was inducted in 2017.

NATIONAL COLLEGE BASKETBALL HALL OF FAME

The National College Basketball Hall of Fame opened in 2006 and is located at the College Basketball Experience at the Sprint Center in Kansas City, Missouri.

The following Kansas players/coaches were part of the founding class:

F.C. "Phog" Allen
Larry Brown
Paul Endacott
William Johnson
Arthur "Dutch" Lonborg
Clyde Lovellette
John McLendon
Ralph Miller
Adolph Rupp
Dean Smith
Roy Williams

Formally Inducted	Year
Danny Manning	2008
Clyde Lovellette	2012
Bill Self	2017
Paul Pierce	2021



SELF

Retired Jerseys

The concept of retiring the jerseys of outstanding Jayhawk men's basketball players was initiated prior to the 1991-92 season when banners honoring Clyde Lovellette, Danny Manning, B.H. Born, Charlie B. Black, Paul Endacott, Wilt Chamberlain and Charlie T. Black were unveiled in the south end of Allen Fieldhouse. The original criteria for a retired jersey included KU players named college basketball player of the year, most valuable player of the NCAA Tournament or being named a four-time All-American. The list was expanded in 1997 to include Ray Evans, who holds the distinction of being an All-American in both football and basketball.

The criteria was expanded prior to the 2002-03 season to include consensus first-team All-Americans, two-time first-team All-America selections and Academic All-American of the Year.

In 2006, longtime KU broadcaster Max Falkenstien was added for his 60 years of calling Kansas Athletics.



BILL BRIDGES



MARIO CHALMERS

TUS ACKERMAN 1923-25

The leading scorer in the 1923 Helms Foundation National Championship game, Tus Ackerman was also a 1924 first team All-American.

Ackerman, a member of the Kansas Athletics Hall of Fame, was named to the All-Missouri Valley team in 1924 and 1925.

In his three years with the Jayhawks, he led KU in scoring each year. He captained the 1925 team and produced 10.2 points per game.

Ackerman and the Jayhawks accumulated three conference championships in 1923, 1924 and 1925 and in that period lost only five games overall.

Ackerman's jersey was officially retired on Jan. 15, 2003.

COLE ALDRICH 2008-10

The 2010 Academic All-American of the Year, Aldrich was a three-year letterwinner from 2008-10. The Bloomington, Minnesota, center was a two-time All-America selection, two-time Big 12 Defensive Player of the Year and two-time All-Big 12 First-Team honoree.

Aldrich ended his career No. 3 on the KU career blocked shots list with 253. He also has two of KU's top five single-season blocked shots records – 125 in 2009-10, which is third, and 95 in 2008-09, which is fifth. Aldrich ended his KU career with 1,038 points; his 57.4 career field goal percentage is the sixth-best in KU history.

Aldrich's No. 45 jersey was retired during halftime of the Kansas-West Virginia game on Feb. 17, 2018, when KU hosted ESPN College GameDay.

CHARLIE B. BLACK 1942-43, 46-47

Charlie Black, nicknamed the "Hawk" for his defense, is a four-time All-Big Six player and the only four-time All-American in KU basketball history.

During his first year at KU, Black led the Jayhawks to a share of the Big Six Conference title.

After the 1943 season, Black spent the next two years fighting in World War II.

Black returned to Mt. Oread in 1946 and helped the Jayhawks to a 19-2 record and a return to the NCAA playoffs.

Among the all-time scoring leaders in KU history, Black led the Big Six in scoring in 1946.

Black's jersey was retired during the 1992 season. He died in December 1992 at the age of 71.

CHARLIE T. BLACK 1922-24

Charlie Black, a two-time all-conference and All-American selection, helped the Jayhawks compile a 49-6 record in his three years at KU.

His main asset to the team came in the form of his intense defensive style.

Black contributed to KU's three Missouri Valley Championships and the 1922 and 1923 Helms Foundation National Championships.

After leaving Kansas, Black eventually made his way to the University of Nebraska. He was head coach of the Cornhuskers for six seasons,

from 1927-32.

Black's jersey was one of seven Jayhawk jerseys retired during the 1992 season.

B.H. BORN 1952-54

In 1953, Born became the center of attention for the Jayhawks and established himself as one of the nation's best centers. He was named All-American and first-team All-Big Seven.

That same year, Born was selected as the Most Outstanding Performer in the NCAA Tournament, the first player ever to win the award from a non-championship team.

In Born's senior season, he was named to the All-Big Seven Team. He went on to play in the 1954 World Championships.

His jersey was retired on Feb. 15, 1992, in a ceremony honoring the 1952 NCAA title team.

BILL BRIDGES 1959-61

A Hobbs, New Mexico, native, Bill Bridges earned All-American honors in 1961. In three years at Kansas, he earned three selections to the All-Big Eight Conference team.

Bridges grabbed 1,000 rebounds in 78 games and averaged an amazing 13.9 rebounds per game as a center at Kansas from 1959-61. KU's postseason rebounding award bears Bridges' name.

Bridges' jersey was officially retired on Dec. 9, 2004.

MARIO CHALMERS 2006-08

Mario Chalmers was the 2008 Final Four's Most Outstanding Player on Kansas' NCAA National Championship team, but is most widely known for his game-tying 3-pointer in regulation of the title game in KU's 75-68 overtime win against Memphis.

The Anchorage, Alaska, guard was the 2007 co-Big 12 Defensive Player of the Year as a sophomore and an All-Big 12 Second Team selection during his junior year. He appeared on the league's all-conference teams all three seasons he was a Jayhawk, including every Big 12 All-Defensive squad.

Besides his 2008 Final Four MOP honor, he was named to the Big 12 Championship All-Tournament team in 2007 and 2008, the second of which was bestowed on him after he scored a career-high 30 points against Texas in the title game.

Chalmers' jersey No. 15 was retired during halftime of the Kansas-Texas game on Feb. 16, 2013, when KU hosted ESPN College GameDay.

WILT CHAMBERLAIN 1957-58

Wilt Chamberlain's career averages of 29.9 points and 18.9 rebounds per game are easily the best in Jayhawk history and rank among the tops in the NCAA record books.

In his varsity debut, Chamberlain turned in a dominating performance, scoring a career-high 52 points and grabbing 31 rebounds. The 52 points scored by Chamberlain still stands as a KU record.

He was twice named a consensus first-team All-American and All-Big Seven member.

Retired Jerseys

Chamberlain became the third Kansas player since 1952 to win the NCAA Tournament's Most Outstanding Player award. Chamberlain's average of 30.1 points per game in 1958 is the highest in Kansas history.

He became the first NBA player to ever win the Rookie of the Year and Most Valuable Player awards in the same season. During the 1962 season, Chamberlain recorded his 100-point game.

Chamberlain, who passed away on Oct. 12, 1999, was on hand Jan. 17, 1998 to see his jersey officially retired.

SHERRON COLLINS 2007-10

A consensus First Team All-American, Collins was a four-year letterwinner at Kansas from 2007-10. Collins was the 2010 Lute Olson National Player of the Year by collegeinsider.com following his senior season.

The Chicago guard was the 2010 Big 12 Championship Most Outstanding Player and a two-time All-Big 12 First-Team selection. He was named to the all-conference squad in each of his four seasons at KU.

The 2007-08 Big 12 Sixth Man of the Year, Collins ranks fifth on the KU career scoring list with 1,888 points and 10th in assists with 552. Additionally, Collins is seventh on the KU career 3-point field goals made list with 232.

Collins' jersey was officially retired on Feb. 19, 2018.

NICK COLLISON 2000-03

A four-year standout power forward, Nick Collison is the Jayhawks' second all-time leading scorer, third all-time leading rebounder and second all-time leading shot blocker. He left KU ranked as the leading scorer and rebounder in Big 12 Conference history.

A native of Iowa Falls, Iowa, Collison was named the 2003 NABC National Player of the Year, a consensus first-team All-American in 2003 and the 2003 Big 12 Male Athlete of the Year.

Collison led the Jayhawks to back-to-back Final Fours his junior and senior seasons, including playing for the national championship in 2003. He was a starter on the 2002 team, which became the first squad in the history of the Big 12 Conference to go undefeated in league play (16-0).

Collison was a first-round selection (12th pick overall) of the Seattle SuperSonics in the 2003 NBA Draft.

Collison's jersey was officially retired on Nov. 25, 2003.

PAUL ENDACOTT 1921-23

Paul Endacott, the 1923 National Player of the Year and a member of the Basketball Hall of Fame, led Kansas to a pair of Helms Foundation National Championships in 1922 and 1923. Endacott was a two-time all conference performer and a two-time All-American and in 1923, Kansas posted an unblemished 16-0 Missouri Valley Conference record.

Phog Allen once called him, "the greatest player I have ever coached."

He was inducted into the Naismith Basketball

Hall of Fame in Springfield, Massachusetts, on April 20, 1972. Endacott's jersey was retired in a ceremony at halftime of the KU-Nebraska game on Jan. 25, 1992.

HOWARD ENGLEMAN 1939-41

Howard Engleman, the second Jayhawk to receive consensus first-team All-America honors, led KU to two Big Six Conference championships and an appearance in the Final Four.

Engleman led Kansas in scoring in 1939 and 1941. His 16.1 points per game in 1941 was the highest average by a Jayhawk at the time.

He was a 1940 NCAA All-Tournament Team member after leading Kansas to the championship game, and was twice named to the All-Big Six Team.

Engleman replaced Phog Allen as coach for half of the 1947 season when Allen was ordered to bed rest. The team finished with a 16-11 mark.

Engleman's jersey was officially retired on March 1, 2003.

RAY EVANS 1942-43, 46-47

Ray Evans is one of the greatest two-sport athletes in NCAA history and holds the distinctive honor of being named All-American in both football and basketball.

He is a member of the Orange Bowl and College Football Halls of Fame.

After playing two seasons of football and basketball in 1942 and 1943, Evans' career was interrupted by World War II. Evans returned to KU for the 1946 and 1947 seasons.

The Ray Evans trophy honors a member of the current Jayhawk football team whose all-around excellence both on and off the field best exemplify the traits of the former KU star.

Evans was voted into the Kansas All Sports Hall of Fame in 1971.

Evans, a four-time All-Big Six Conference selection in the 1940s, was on hand in Allen Fieldhouse in 1997 to see his jersey retired.

MAX FALKENSTIEN 1946-2006

Kansas basketball and football broadcaster Max Falkenstien worked more than 650 football games and 1,750 men's basketball games for KU from 1946-2006.

A Lawrence native, Falkenstien was part of the radio broadcast for every men's basketball game played in historic Allen Fieldhouse from 1955 until 2006. He began his KU broadcasting career March 18, 1946, when KU played then-Oklahoma A&M in the NCAA Tournament, and it concluded March 17, 2006.

In 2004, Falkenstien was given the prestigious Curt Gowdy Award presented by the Naismith Basketball Hall of Fame. He has also been honored by the College Football Hall of Fame, the KU Hall of Fame and the state of Kansas Hall of Fame. In 2001, *The Sporting News* named Falkenstien "The best college radio personality in the country."

The No. 60, for his years of service to KU, was officially retired on March 1, 2006.

DREW GOODEN 2000-02

Drew Gooden, a 2002 first-team All-

American and the Big 12 Player of the Year, helped lead the Jayhawks to their first Final Four since 1993.

He was the runner-up for the 2002 Wooden Award, and he was named NABC Co-National Player of the Year, *ESPN The Magazine* Power Forward of the Year and Basketball America's Player of the Year.

Gooden ranks 22nd on KU's all-time scoring list with 1,526 points, sixth in rebounding and fourth with 44 career double-doubles.

He became just the second player in Kansas history to record at least 1,500 points, 900 rebounds, 100 blocks and 100 steals in a career.

Gooden was drafted as the fourth overall pick in the 2002 NBA Draft by the Memphis Grizzlies.

Gooden's jersey was officially retired on Jan. 18, 2003.

GALE GORDON 1925-27

Gale Gordon was an important factor on the 1927 Jayhawk squad that won the conference championship for the fifth-straight year.

Gordon was part of Kansas' 300th victory in 1925 when the Jayhawks beat Iowa State, 33-11. During his career, KU only failed to win on five occasions.

He was twice named a first-team All-American in 1925 and 1926, and earned All-Missouri Valley Conference honors in 1926 and 1927. Gordon's three-year efforts were rewarded when he was named to the Kansas Athletics Hall of Fame.

Gordon's jersey was officially retired on Jan. 15, 2003.

KIRK HINRICH 2000-03

A native of Sioux City, Iowa, Hinrich guided KU to back-to-back Final Fours in 2002 and 2003. The 2002 KU team is still the only team to go undefeated (16-0) in the history of the Big 12 Conference.

In 2003, KU won its second-straight league regular-season title. Hinrich ranks 12th on the Kansas career scoring list with 1,753 points. His

668 assists are fourth on the school list and his 206 steals are sixth.

In 2003, Hinrich was selected to the Wooden All-American team and was a third-team Associated Press All-American. Also his senior season, he was on the Final Four All-Tournament Team and was the NCAA West Regional Most Outstanding Player.

Hinrich was named All-Big 12 First Team both his junior and senior seasons. He was the seventh overall selection in the 2003 NBA Draft by the Chicago Bulls. Additionally, he was a member of Team USA in the 2006 World Championships.

Hinrich had his jersey No. 10 retired on March 1, 2009.

RAEF LAFRENTZ 1995-98

Raef LaFrentz, a two-time consensus first-team All-American and Big 12 Player of the Year, is also the third-leading scorer in Kansas history.

LaFrentz is one of three players in KU history to score 2,000 points, and his 1,186 career rebounds placed him second all-time for the Jayhawks.

Ranked among the top 10 in Jayhawk history for career field goals, field goal attempts, free throws, free throw attempts, field goal percentage and blocked shots, LaFrentz is the Kansas leader for career double-doubles at 56.

He played an integral part in helping KU win 35 games during the 1997-98 season.

LaFrentz was the third pick in the 1998 draft by the Denver Nuggets.

LaFrentz's jersey was officially retired on Feb. 16, 2003.

CLYDE LOVELLETTE 1950-52

A native of Terre Haute, Indiana, Lovellette became the fourth Jayhawk to be named a consensus first-team All-American, and was also named All-Big Seven in 1951 and 1952.



Retired Jerseys

In 1952, he led the Jayhawks to their first NCAA crown. Lovellette became the only player to ever lead the nation in scoring and win the NCAA title in the same year.

In 1952, Lovellette and six Jayhawk teammates helped lead the United States to the gold medal at the Olympics in Helsinki, Finland. KU's Phog Allen was an assistant coach on the team.

Lovellette was elected to the Naismith Basketball Hall of Fame in May 1988 and inducted into the College Basketball Hall of Fame in 2012. His jersey was retired in a ceremony honoring the 1952 NCAA title team on Feb. 15, 1992.

DANNY MANNING 1985-88

College basketball's 1988 Consensus Player of the Year, Danny Manning ended his brilliant collegiate career by leading the Jayhawks to the 1988 NCAA title.

He was named the Big Eight Newcomer of the Year and was second-team All-Big Eight in 1985.

Manning was a three-time Big Eight Player of the Year, two-time All-American and a winner of the Naismith and Wooden Awards.

Manning re-wrote the KU record books, becoming the all-time leading scorer and rebounder in Kansas history. He also owns the record for most points scored in a single season with 942 points his senior year.

He became the fourth Jayhawk to earn the NCAA Tournament's Most Outstanding Player award.

His KU jersey was retired on Dec. 1, 1992. Manning was inducted into the College Basketball Hall of Fame on Nov. 23, 2008.

MARCUS MORRIS 2009-11

In 2011, his junior season, Morris was a Consensus All-America second-team selection Big 12 Player of the Year as well as an All-Big 12 first-team honoree.

In three seasons at Kansas, Morris started 91 of 109 games played and averaged 12.6 points and 6.2 rebounds per game. He was a two-time all-conference performer and a member of the Big 12 All-Rookie team his freshman season in 2008-09. Morris helped KU win three Big 12 regular-season titles, two Big 12 Tournaments and was 52-1 in games played in Allen Fieldhouse, including back-to-back 18-0 records in 2008-09 and 2009-10.

Morris' 1,371 career points rank No. 31 on the KU career scoring list, and his 676 rebounds tie him for 22nd with Paul Pierce (1996-98). He led KU in scoring in 2010-11 and his 654 points that season rank No. 15 on the KU single-season list.

Morris had his jersey retired on Feb. 17, 2020.

AL PETERSON 1925-27

A Kansas City, Kansas, native, Al Peterson garnered two first-team All-American selections during his Kansas career.

Peterson was a three-time All-Missouri Valley Conference member and helped lead

the Jayhawks to three-straight conference crowns.

He saw the Jayhawks go three seasons with only five losses, achieve their 300th victory and win the conference championship for five-straight years.

Peterson led Kansas in scoring in back-to-back seasons and averaged 10.3 points his final year.

He is a member of the Kansas Athletics Hall of Fame.

Peterson's jersey was retired on Jan. 15, 2003.

PAUL PIERCE 1996-98

In three years at Kansas, Paul Pierce accumulated numerous honors and records. A 1998 consensus first-team All-American, Pierce was also a first-team All-Big 12 member.

He was a 1998 John Wooden Award finalist and a back-to-back Big 12 Tournament MVP.

Pierce is the 10th all-time leading scorer for KU and one of just seven players to score more than 700 points in a season.

He ranks among KU's leaders in free throws made, free throw attempts, rebounding and steals after just three years at KU.

Pierce was the 10th overall draft pick in 1998 by the Boston Celtics.

Pierce's jersey was officially retired on Jan. 25, 2003.

FRED PRALLE 1936-38

Kansas' first consensus All-American, Fred Pralle accumulated three Big Six Conference championships for KU in 1936, 1937 and 1938.

He was named to the All-Big Six Team three times. Pralle led the Jayhawks in scoring in back-to-back years with 10.9 points per game his final year.

Pralle captained the 1938 Kansas team that went 18-2 and won nine-straight games to finish the season.

He was a member of the 1936 Kansas team that was one win away from competing in the Olympics for the United States.

His efforts at Kansas earned him a spot in the KU Athletics Hall of Fame.

Pralle's jersey was officially retired on Jan. 15, 2003.

DAVID ROBISCH 1969-71

A Springfield, Illinois, native, Robisch earned Helms Foundation All-America status following the 1969-70 and 1970-71 seasons. He was also named an All-Big Eight Conference honoree in 1969, 1970, and 1971.

His most productive season was his junior year, when he averaged 26.5 points per game. He ended his career with a 21.1 scoring average.

Robisch was also an All-Big Eight pitcher for the KU baseball team in 1969, posting four wins and a team-leading 55 strikeouts in 56 innings.

Robisch's jersey was officially retired on Feb. 27, 2005.

BRANDON RUSH 2005-08

A three-time All-Big 12 First Team selection in his three seasons at Kansas, Rush was a two-time Wooden Award All-American in 2007 and 2008. He was the 2006 Big 12 Freshman of the Year in addition to earning Freshman All-America honors by *The Sporting News*.

In only three seasons Rush ranks 27th on the KU career scoring list with 1,477 points. His 205 3-point field goals are eighth all-time at KU and his 43.5 percent from 3-point range ranks third on the KU charts.

Rush was the third No. 25 to hang in the south end of Allen Fieldhouse when his jersey was retired on Feb. 22, 2017.

WAYNE SIMIEN 2002-05

A native of Leavenworth, Kansas, Simien ended his career at Kansas as No. 12 in scoring (1,593 points), No. 7 in rebounds (884) and No. 4 in double-doubles (38). Simien helped lead Kansas to a 110-28 record during his career, along with three Big 12 Championships, four NCAA Tournament appearances, two Final Fours and an Elite Eight.

A Consensus First-Team All-American his senior year (2005), Simien was also a two-time All-Big 12 First Team selection (2004 and 2005). He was the 2005 Big 12 Player of the Year, as well as an all-tournament team selection at the 2005 Big 12 Championship. Also in 2005, Simien was recipient of the Lowes' Senior CLASS Award.

Simien was selected 29th in the first round of the 2005 NBA Draft by the Miami Heat, with whom he won an NBA Championship in 2006.

Simien's jersey was officially retired on Jan. 29, 2011.

BUD STALLWORTH 1970-72

One of only three players in school history to earn All-American honors on the floor and academically, Stallworth was named the 1972 Big Eight Conference Player of the Year.

Stallworth was a two-time all-league selection and was named Academic All-American in 1971 and All-American the following season.

He ended his career with an 18.1 scoring average and his 50 points against Missouri in 1972 ranks second on the KU single-game scoring list.

Stallworth's jersey was officially retired on Jan. 31, 2005.

DARNELL VALENTINE 1978-81

A three-time Academic All-American in 1979, '80, and '81, Darnell Valentine was also named an All-American following his senior season in 1981. He is the only player to be named first-team all-conference four times.

Valentine still ranks first in free throws made with 541 and first in steals with 336. A Wichita, Kansas, native, Valentine ranks seventh on the school career scoring with

1,821 points.

A four-time team Most Valuable Player, Valentine ranks sixth on the career assists list with 609. He is one of three players in Kansas history to earn All-American honors both on the floor and academically.

His jersey was officially retired on Jan. 1, 2005.

JACQUE VAUGHN 1994-97

The all-time Kansas and Big Eight assists leader with 804, Jacque Vaughn earned second-team All-American honors his senior year.

He is a two-time first-team GTE Academic All-American and the 1997 Academic All-American of the Year.

Vaughn garnered two All-Big Eight selections and was the 1996 Big Eight Player of the Year. He also received the Arthur Ashe Jr. Scholar-Athlete Award.

Vaughn ranks second among KU's all-time leaders in assists with 804.

The Cedric Hunter assist award was renamed to include Vaughn's name in 1997 at the conclusion of his senior year.

Vaughn's jersey was officially retired on Dec. 21, 2002.

WALTER WESLEY 1964-66

A two-time All-American in 1965 and 1966, Walter Wesley was also a two-time All-Big Eight selection following his junior and senior seasons.

Wesley's career average of 19.3 points per game ranks in the top 10 on the KU list. He averaged over 20 points in his junior and senior seasons.

Wesley's jersey was officially retired on Dec. 18, 2004.

JO JO WHITE 1966-69

A two-time All-America selection in 1968 and 1969 and a three-time All-Big Eight member, Jo Jo White was also KU's Most Valuable Player for three-straight seasons.

White scored 1,286 career points, and he led Kansas in scoring in 1968 after accumulating 459 points.

His four years at KU saw the Jayhawks win two conference championships, three Big Eight Holiday Tournaments, make two NCAA Tournament appearances and become the runner-up in the NIT.

He was a member of the United States Olympic Basketball Team and played 11 seasons in the NBA.

White left his mark with the Celtics, for whom his number 10 jersey is retired.

White's jersey was officially retired on Jan. 27, 2003.

International Presence



1952 UNITED STATES OLYMPIC TEAM

KANSAS IN INTERNATIONAL COMPETITION

The University of Kansas -- its players, coaches and administrators -- has played a big role in international basketball.

Hall of Fame Kansas coach Forrest "Phog" Allen was instrumental in making basketball part of official Olympic competition in 1936. Allen later served as an assistant coach on the USA's 1952 Olympic team.

Seven members of KU's 1952 NCAA championship team joined a group of AAU players from Peoria, Illinois, to form the 1952 U.S. Olympic team in Helsinki, Finland.

OLYMPIC GAMES

- Charles Hoag (1952) Gold
- Bill Houglund (1952, 1956) Gold, Gold
- Sasha Kaun, Russia (2012) Bronze
- John Keller (1952) Gold
- Allen Kelley (1960) Gold
- Dean Kelley (1952) Gold
- Robert Kenney (1952) Gold
- Bill Lienhard (1952) Gold
- Clyde Lovellette (1952) Gold
- Danny Manning (1988) Bronze
- Darnell Valentine (1980)
- Jo Jo White (1968) Gold
- Phog Allen (1952) Gold, asst. coach
- Larry Brown (2004) Bronze, asst. coach
- Roy Williams (2004) Bronze, asst. coach
- Arthur Lonborg (1960) Gold, manager
- Dean Nesmith (1960) Gold, trainer

PAN AMERICAN GAMES

- Norm Cook (1975) Gold
- Melvin Kelley (1955) Gold
- Robert Kenney (1955) Gold
- Keith Langford (2015) Bronze
- Danny Manning (1987) Bronze
- Jo Jo White (1967) Gold

WORLD UNIVERSITY GAMES

- Carlton Bragg Jr. (2015) 1st
- James Cox (2015) 1st, assistant coach
- Greg Dreiling (1985) 2nd
- Perry Ellis (2015) 1st
- Jerod Haase (1995) 1st
- Jerrance Howard (2015) 1st, assistant coach

- Adonis Jordan (1991) 1st
- Ron Kellogg (1985) 2nd
- Landen Lucas (2015) 1st
- Evan Manning (2015) 1st
- Frank Mason III (2015) 1st
- Hunter Mickelson (2015) 1st
- Fred Quartlebaum (2015) 1st, asst. coach
- Mark Randall (1989) 1st
- Dave Robisch (1970) 2nd
- Richard Scott (1993) 3rd
- Wayne Selden Jr. (2015) 1st
- Bill Self (2015) 1st, head coach
- Tyler Self (2015) 1st
- Jamari Traylor (2015) 1st
- Lagerald Vick (2015) 1st
- Jo Jo White (1967) 4th
- Roy Williams (1991) 1st, asst. coach

WORLD CHAMPIONSHIPS

- B. H. Born (1954) 1st
- Allen Kelley (1954) 1st
- Mark Randall (1990) 3rd
- Kirk Hinrich (2006) 3rd
- Sviatoslav Mykhailiuk, Ukraine (2014)

U22 NATIONAL TEAM

- Steve Woodberry (1993) 2nd
- Roy Williams (1993), 2nd, head coach

U19/JUNIOR WORLD CHAMPIONSHIPS

- Kerry Boagni (1983) 1st
- Nick Collison (1999) 2nd
- Kevin Pritchard (1987) 2nd
- Tyshawn Taylor (2009) 1st
- Larry Brown (1987), 2nd, head coach

FIBA U18 EUROPEAN CHAMPIONSHIP

- Tristan Enaruna, Netherlands (2019)

FIBA U20 EUROPEAN CHAMPIONSHIP

- Sviatoslav Mykhailiuk, Ukraine (2017)

FIBA AMERICAS U18 WORLD CHAMPIONSHIPS

- Quentin Grimes (2018)
- Bill Self head coach

NIKE HOOP SUMMIT

- Cliff Alexander (2014)
- Udoka Azubuike (2016) World
- Eric Chenowith (1997)
- Nick Collison (1999)
- Quentin Grimes (2018)
- Xavier Henry (2009)
- Kirk Hinrich (1999)
- Josh Jackson (2016)
- David McCormack (2018)
- Kelly Oubre Jr. (2014)
- Ryan Robertson (1995)
- Brandon Rush (2005)
- Julian Wright (2005)
- Andrew Wiggins (2013) World

U.S. OLYMPICS DEVELOPMENT TEAM

- Roy Williams (1992), head coach

USA WORLD CHAMPIONSHIPS FOR YOUNG MEN

- Nick Collison (2000) 2nd
- Drew Gooden (2000) 2nd

USA MEN'S SELECT TEAM

- Nick Collison (2000)
- Marcus Morris (2010)

U.S. OLYMPIC FESTIVAL

- *Kerry Boagni (1983)
- Greg Dreiling (1981, 1982)
- Jerod Haase (1993)
- Adonis Jordan (1989)
- Raef LaFrentz (1994)
- Mike Maddox (1987)
- Danny Manning (1985)
- Lincoln Minor (1987)
- Paul Pierce (1995)
- Scot Pollard (1993)
- Kevin Pritchard (1986)
- Mark Randall (1986)
- Richard Scott (1991)
- Billy Thomas (1995)
- *Jacque Vaughn (1993)
- *All-Festival Team

USA WORLD CHAMPIONSHIPS FOR YOUNG MEN TEAM

- Nick Collison (2001) 1st

USA MEN'S WORLD CHAMPIONSHIPS TEAM

- Nick Collison (2002)
- Raef LaFrentz (2002)
- Sviatoslav Mykhailiuk, Ukraine (2014)
- Paul Pierce (2002)

USA MEN'S SENIOR NATIONAL TEAM

- Nick Collison (2003) 1st

USA U18 NATIONAL TEAM

- Nick Collison (1998) 1st
- Travis Releford (2008) 2nd

Note: USA unless noted

KANSAS' MCDONALD'S HIGH SCHOOL ALL-AMERICANS (50)



1977 Darnell Valentine	2001 Aaron Miles	2015 Malik Newman
1981 Greg Dreiling	2001 Wayne Simien	2016 Udoka Azubuike
1984 Danny Manning	2003 J.R. Giddens	2016 Josh Jackson
1985 Rick Calloway	2003 David Padgett	2017 Billy Preston
1985 Tony Guy	2005 Mario Chalmers	2018 Devon Dotson
1986 Mark Randall	2005 Micah Downs	2018 Quentin Grimes
1987 Mike Maddox	2005 Julian Wright	2018 David McCormack
1990 Darrin Hancock	2006 Darrell Arthur	2020 Bryce Thompson
1991 Ben Davis	2006 Sherron Collins	2022 Gradey Dick
1991 Calvin Rayford	2007 Cole Aldrich	2022 M.J. Rice
1993 Jacque Vaughn	2009 Xavier Henry	2022 Ernest Udeh Jr.
1994 Raef LaFrentz	2010 Josh Selby	2023 Elmarko Jackson
1995 Paul Pierce	2012 Perry Ellis		
1995 Ryan Robertson	2013 Wayne Selden Jr.		
1996 Lester Earl	2013 Andrew Wiggins		
1997 Eric Chenowith	2014 Cliff Alexander		
1997 Kenny Gregory	2014 Kelly Oubre Jr.		
1998 Jeff Boschee	2015 Carlton Bragg Jr.		
1999 Nick Collison	2015 Cheick Diallo		

National Honors

ALL-AMERICANS

Consensus First Team Selections (source: NCAA Records Book)

1909	Tommy Johnson (Lawrence, Kan.)
1915	Ralph Sproull (Lawrence, Kan.)
1919	Dutch Lonborg (Horton, Kan.)
1922	Paul Endacott (Lawrence, Kan.)
1923	Paul Endacott (Lawrence, Kan.)
	Charlie T. Black (Alton, Ill.)
1924	Tusten Ackerman (Lawrence, Kan.)
	Charlie T. Black (Alton, Ill.)
1925	Tusten Ackerman (Lawrence, Kan.)
1926	Gale Gordon (Kansas City, Kan.)
	Al Peterson (Kansas City, Kan.)
1938	Fred Pralle (St. Louis, Mo.)
1941	Howard Engleman (Arkansas City, Kan.)
1943	Charlie B. Black (Kansas City, Kan.)
1951	Clyde Lovellette (Terre Haute, Ind.)
1952	Clyde Lovellette (Terre Haute, Ind.)
1957	Wilt Chamberlain (Philadelphia, Pa.)
1958	Wilt Chamberlain (Philadelphia, Pa.)
1987	Danny Manning (Lawrence, Kan.)
1988	Danny Manning (Lawrence, Kan.)
1997	Raef LaFrentz (Monona, Iowa)
1998	Raef LaFrentz (Monona, Iowa)
	Paul Pierce (Inglewood, Calif.)
2002	Drew Gooden (Richmond, Calif.)
2003	Nick Collison (Iowa Falls, Iowa)
2005	Wayne Simien (Leavenworth, Kan.)
2010	Sherron Collins (Chicago, Ill.)
2012	Thomas Robinson (Washington, D.C.)
2017	Frank Mason III (Petersburg, Va.)
2018	Devonte' Graham (Raleigh, N.C.)
2022	Ochai Agbaji (Kansas City, Mo.)
2023	Jalen Wilson (Denton, Texas)

Consensus Second Team Selections (source: NCAA Records Book)

1946	Charlie B. Black
1965	Walt Wesley
1968	Jo Jo White
1969	Jo Jo White
1972	Bud Stallworth
1986	Danny Manning
1996	Jacque Vaughn
1997	Jacque Vaughn
2008	Sherron Collins
2010	Cole Aldrich
2011	Marcus Morris
2013	Ben McLemore
2013	Jeff Withey
2014	Andrew Wiggins
2017	Perry Ellis
2020	Udoka Azubuike
	Devon Dotson

OTHER FIRST TEAM SELECTIONS

1930	Forrest Cox (Newton, Kan.)
1932	Ted O'Leary (Lawrence, Kan.)
1933	Bill Johnson (Oklahoma City, Okla.)
1936	Ray Ebling (Lindsborg, Kan.)
1937	Fred Pralle (St. Louis, Mo.)
	Ray Noble (Arkansas City, Kan.)
1942	Charlie Black (Kansas City, Kan.)
	Ray Evans (Kansas City, Kan.)
1943	Ray Evans (Kansas City, Kan.)
1946	Charlie Black (Kansas City, Kan.)
1947	Charlie Black (Kansas City, Kan.)
1950	Clyde Lovellette (Terre Haute, Ind.)
1953	B. H. Born (Medicine Lodge, Kan.)
1961	Bill Bridges (Hobbs, N.M.)
1962	Jerry Gardner (Wichita, Kan.)
1965	Walt Wesley (Ft. Myers, Fla.)
1966	Walt Wesley (Ft. Myers, Fla.)
1968	Jo Jo White (St. Louis, Mo.)
1969	Jo Jo White (St. Louis, Mo.)
1970	Dave Robisch (Springfield, Ill.)
1971	Dave Robisch (Springfield, Ill.)
1972	Bud Stallworth (Hartselle, Ala.)
1981	Darnell Valentine (Wichita, Kan.)
1986	Danny Manning (Lawrence, Kan.)
1996	Jacque Vaughn (Pasadena, Calif.)
1997	Jacque Vaughn (Pasadena, Calif.)
2003	Kirk Hinrich (Sioux City, Iowa)
2007	Brandon Rush (Kansas City, Mo.)
2008	Brandon Rush (Kansas City, Mo.)
2011	Marcus Morris (Philadelphia, Pa.)
2013	Ben McLemore (St. Louis, Mo.)
2014	Andrew Wiggins (Vaughan, Ontario, Canada)
2016	Perry Ellis (Wichita, Kan.)
2017	Josh Jackson (Detroit, Mich.)
2020	Udoka Azubuike (Delta, Nigeria)
	Devon Dotson (Charlotte, N.C.)

ACADEMIC ALL-AMERICANS

1971	Bud Stallworth (Hartselle, Ala.)
1973	Tom Kivisto (Aurora, Ill.) (3)
1974	Tom Kivisto (Aurora, Ill.)
1976	Chris Barnthouse (Winfield, Kan.) (2)
	Ken Koenigs (Goddard, Kan.) (2)
1977	Chris Barnthouse (Winfield, Kan.)
	Ken Koenigs (Goddard, Kan.)
1978	Ken Koenigs (Goddard, Kan.)
1979	Darnell Valentine (Wichita, Kan.)
1980	Darnell Valentine (Wichita, Kan.)
1981	Darnell Valentine (Wichita, Kan.)
	Tony Guy (Towson, Md.) (HM)
1982	David Magley (South Bend, Ind.)
1996	Jacque Vaughn (Pasadena, Calif.)
	Jerod Haase (S. Lake Tahoe, Calif.) (2)
1997	**Jacque Vaughn (Pasadena, Calif.)
	Jerod Haase (S. Lake Tahoe, Calif.)
1999	Ryan Robertson (St. Charles, Mo.)
2010	**Cole Aldrich (Bloomington, Minn.)
2011	Tyrel Reed (Burlington, Kan.)

***Academic All-American of the Year; First Team Honorees unless indicated*

NCAA POST-GRADUATE AWARDS

1974	Tom Kivisto (Aurora, Ill.)
1978	Ken Koenigs (Goddard, Kan.)
1997	Jerod Haase (South Lake Tahoe, Calif.)
1999	T.J. Pugh (Omaha, Neb.)

NATIONAL PLAYER OF THE YEAR HELMS FOUNDATION

1923	Paul Endacott (Lawrence, Kan.)
1924	Charlie Black (Alton, Ill.)
1952	Clyde Lovellette (Terre Haute, Ind.)

JOHN R. WOODEN AWARD

1988	Danny Manning (Lawrence, Kan.)
2017	Frank Mason III (Petersburg, Va.)



Ochai Agbaji, 2022 NCAA Tournament Most Outstanding Player

National Honors

ASSOCIATED PRESS PLAYER OF THE YEAR

2017 Frank Mason III (Petersburg, Va.)

NAISMITH AWARD

1988 Danny Manning (Lawrence, Kan.)

2017 Frank Mason III (Petersburg, Va.)

KODAK

1988 Danny Manning (Lawrence, Kan.)

NABC PLAYER OF THE YEAR

2002 Drew Gooden (co-Player of the Year)
 (Richmond, Calif.)

2003 Nick Collison (Iowa Falls, Iowa)

2017 Frank Mason III (Petersburg, Va.)

LUTE OLSON PLAYER OF THE YEAR (COLLEGEINSIDER.COM)

2010 Sherron Collins (Chicago, Ill.)

OSCAR ROBERTSON TROPHY (USBWA)

2017 Frank Mason III (Petersburg, Va.)

FRANCES POMEROY NAISMITH AWARD

2010 Sherron Collins (Chicago, Ill.)

ESPN.COM PLAYER OF THE YEAR

2012 Thomas Robinson (Washington, D.C.)

ESPN.COM DEFENSIVE PLAYER OF THE YEAR

2020 Marcus Garrett (Dallas, Texas)

BOB COUSY AWARD (NAISMITH HOF)

2017 Frank Mason III (Petersburg, Va.)

JULIUS ERVING AWARD (NAISMITH HOF)

2023 Jalen Wilson (Denton, Texas)

NATIONAL DEFENSIVE PLAYER OF THE YEAR (NABC)

2013 Jeff Withey (co-Defensive POY) (San Diego, Calif.)

2020 Udoka Azubuike (Delta, Nigeria)

NATIONAL COACH OF THE YEAR

1978 Ted Owens (Basketball Weekly)

1988 Larry Brown (Naismith Foundation)

1989 Roy Williams (National Rookie

Coach-of-the-Year/Basketball Times)

1990 Roy Williams (USBWA)

. Roy Williams (Moulton, Billy Packer)

1991 Roy Williams (*Los Angeles Times*)

1992 Roy Williams (Associated Press)

1997 Roy Williams (*The Sporting News*)

. Roy Williams (Naismith)

2009 Bill Self (Associated Press/Yahoo! Sports/*Sporting News/Athlon Sports/CBSsports.com/USBWA/CBS/*
Chevrolet/ESPN.com)

2012 Bill Self (*Sporting News/Naismith/Rupp*)

2016 Bill Self (Associated Press/NABC/*USA Today/*
Bleacher Report)

NCAA TOURNAMENT MOST OUTSTANDING PLAYER

1952 Clyde Lovellette (Terre Haute, Ind.)

1953 B.H. Born (Medicine Lodge, Kan.)

1957 Wilt Chamberlain (Philadelphia, Pa.)

1988 Danny Manning (Lawrence, Kan.)

2008 Mario Chalmers (Anchorage, Alaska)

2022 Ochai Agbaji (Kansas City, Mo.)

NCAA ALL-TOURNAMENT TEAM

(R — Regional; FF — Final Four)

1940 Howard Engleman (Salina, Kan.), FF

. Bob Allen (Mission, Kan.), FF

1952 Clyde Lovellette (Terre Haute, Ind.), R, FF

. Dean Kelley (McCune, Kan.), R, FF

1953 B.H. Born (Medicine Lodge, Kan.), R, FF

. Dean Kelley (McCune, Kan.), R, FF

. Gil Reich (Steeltown, Pa.), R

1957 Wilt Chamberlain (Philadelphia, Pa.), R, FF

. Maurice King (Kansas City, Kan.), R

1971 Dave Robisch (Springfield, Ill.), R

. Bud Stallworth (Hartselle, Ala.), R

1974 Roger Morningstar (Dundee, Ill.), R

. Danny Knight (Salina, Kan.), R

1986 Danny Manning (Lawrence, Kan.), R

. Calvin Thompson (Kansas City, Kan.), R

1987 Danny Manning (Lawrence, Kan.), R

1988 Danny Manning (Lawrence, Kan.), R, FF

. Milt Newton (Washington, D.C.), R, FF

. Kevin Pritchard (Tulsa, Okla.), R

1991 Mark Randall (Englewood, Colo.), FF

. Alonzo Jamison (Santa Ana, Calif.), R

. Adonis Jordan (Reseda, Calif.), R

. Terry Brown (Clyde, N.Y.), R

1993 Adonis Jordan (Reseda, Calif.), R

. Rex Walters (San Jose, Calif.), R

1996 Jacque Vaughn (Pasadena, Calif.), R

1997 Paul Pierce (Los Angeles, Calif.), R

2002 Nick Collison (Iowa Falls, Iowa), R

. Drew Gooden (Richmond, Calif.), R

. Keith Langford (Fort Worth, Texas), R

2003 Nick Collison (Iowa Falls, Iowa), R, FF

. Kirk Hinrich (Sioux City, Iowa), R, FF

. Keith Langford (Fort Worth, Texas), R, FF

2004 Aaron Miles (Portland, Ore.), R

. Wayne Simien (Leavenworth, Kan.), R

2007 Brandon Rush (Kansas City, Mo.), R

. Julian Wright (Chicago Heights, Ill.), R

2008 Darrell Arthur (Dallas, Texas), FF

. Mario Chalmers (Anchorage, Alaska), R, FF

. Sasha Kaun (Melbourne, Fla.), R

. Brandon Rush (Kansas City, Mo.), R, FF

2009 Cole Aldrich (Bloomington, Minn.), R

2011 Marcus Morris (Philadelphia, Pa.), R

2012 Thomas Robinson (Washington, D.C.), R, FF

. Tyshawn Taylor (Hoboken, N.J.), R, FF

. Jeff Withey (San Diego, Calif.), R

2013 Ben McLemore (St. Louis, Mo.), R

2017 Josh Jackson (Detroit, Mich.), R

2017 Frank Mason III (Petersburg, Va.), R

2018 Devonte' Graham (Raleigh, N.C.), R

. Malik Newman (Jackson, Miss.), R

2022 Ochai Agbaji (Kansas City, Mo.) R, FF

. David McCormack (Norfolk, Va.), R, FF

REGIONAL MOST OUTSTANDING PLAYER

1991 Alonzo Jamison (Santa Ana, Calif.)

2002 Drew Gooden (Richmond, Calif.)

2003 Kirk Hinrich (Sioux City, Iowa)

2012 Thomas Robinson (Washington, D.C.)

2018 Malik Newman (Jackson, Miss.)

2022 Remy Martin (Burbank, Calif.)



Jacque Vaughn
1997 Academic All-American of the Year



Cole Aldrich
2010 Academic All-American of the Year



Bill Self
2009, 2012, 2016 National Coach of the
Year

Pre-Big 12 Conference Honors

ALL-MISSOURI VALLEY

1911	Vern Long
	Bob Heizer
	Don Dousman
1913	C. R. Greenlees
1915	Ralph Sproull
	Ephriam Sorensen
	Art Weaver
	Stuffy Dunmire
1919	Dutch Lonborg
1920	Dutch Lonborg
1922	George Rody
	Paul Endacott
1923	John Wulf
	Paul Endacott
	Charlie Black
1924	Tusten Ackerman
	Charlie Black
	Bob Mosby
1925	Tusten Ackerman
	Al Peterson
1926	Gale Gordon
	Al Peterson
1927	Al Peterson
	Glenn Burton

ALL-BIG SIX

1930	Tom Bishop
	Frosty Cox
1931	Tom Bishop
	Frosty Cox
1932	Ted O'Leary
	Bill Johnson
	Lee Page
1933	Bill Johnson
1934	Ray Ebling
1935	Dick Wells
	Ray Ebling
1936	Ray Ebling
	Francis Kappelman
	Fred Pralle
1937	Fred Pralle
1938	Fred Pralle
1939	Lyman Corlis
1940	Ralph Miller
	Bob Allen
	Howard Engleman
1941	Howard Engleman
	Bob Allen
1942	Ralph Miller
	Charlie Black
	Ray Evans
1943	Otto Schnellbacher
	Ray Evans
	John Buescher
	Charlie Black
1945	Gordon Reynolds
	Kirk Scott
1946	Charlie Black
	Otto Schnellbacher
1947	Charlie Black
	Otto Schnellbacher

ALL-BIG SEVEN

1948	Otto Schnellbacher
1950	Clyde Lovellette
1951	Clyde Lovellette
1952	Clyde Lovellette
	Bob Kenney
1953	B. H. Born
	Al Kelley
1954	B. H. Born
	Al Kelley
	Harold Patterson

	Dallas Dobbs
1955	Dallas Dobbs
1956	Maurice King
1957	Wilt Chamberlain
	Gene Elstun
1958	Wilt Chamberlain
	Ron Loneski

ALL-BIG EIGHT

1959	Bill Bridges
1960	Bill Bridges
	Wayne Hightower
1961	Bill Bridges
	Wayne Hightower
1962	Jerry Gardner
	Nolen Ellison
1963	Nolen Ellison
1964	George Unseld
1965	Walter Wesley
1966	Walter Wesley
	Del Lewis
1967	Jo Jo White
	Rodger Bohnstiehl
1968	Jo Jo White
1969	Jo Jo White
	Dave Robisch
1970	Dave Robisch
1971	Dave Robisch
	Bud Stallworth
1972	Bud Stallworth
1974	Tom Kivisto
1975	Rick Suttle
1976	Norman Cook
1977	John Douglas
1978	Ken Koenigs
	Darnell Valentine
1979	Darnell Valentine
1980	Darnell Valentine
1981	Darnell Valentine
1982	David Magley
1984	Carl Henry
1985	Ron Kellogg
1986	Danny Manning
	Ron Kellogg
1987	Danny Manning
1988	Danny Manning
1990	Kevin Pritchard
1991	Mark Randall
1992	Adonis Jordan
	Rex Walters
1993	Rex Walters
1995	Jacque Vaughn
1996	Jacque Vaughn
	Raef LaFrentz

*First team selections only

BIG EIGHT NEWCOMER OF THE YEAR

1967	Vernon Vanoy
1977	John Douglas
1978	Darnell Valentine
1985	Danny Manning
1990	*Rick Calloway
1992	Rex Walters
1994	Jacque Vaughn
1995	Jerod Haase

*co-winner

BIG EIGHT FRESHMAN OF THE YEAR (1994-96)

1995	Raef LaFrentz
1996	Paul Pierce



BIG EIGHT PLAYER OF THE YEAR

1970	Dave Robisch
1971	Dave Robisch
	Bud Stallworth
1972	Bud Stallworth
1986	Danny Manning
1987	Danny Manning
1988	Danny Manning
1996	Jacque Vaughn

1992	David Johanning
1994	Jacque Vaughn
1995	Jacque Vaughn
	Jerod Haase
	Raef LaFrentz
1996	Jacque Vaughn
	Jerod Haase
	Raef LaFrentz

*First team selections only

BIG EIGHT COACH OF THE YEAR

1960	Dick Harp (UPI)
1967	Ted Owens
1971	Ted Owens
1974	Ted Owens
1978	Ted Owens
1986	Larry Brown
1990	Roy Williams
1992	Roy Williams
1995	*Roy Williams
1996	*Roy Williams

*co-winner/coaches

ACADEMIC ALL-BIG EIGHT

1973	Tom Kivisto
1974	Tom Kivisto
	Dale Greenlee
1975	Dale Greenlee
1976	Cris Barnthouse
	Ken Koenigs
1977	Cris Barnthouse
	Ken Koenigs
1978	Ken Koenigs
1979	Darnell Valentine
1980	Darnell Valentine
1981	Darnell Valentine
1982	Tony Guy
	David Magley
1983	Jeff Dishman
1986	Mark Turgeon
1988	Chris Piper
	Kevin Pritchard
1989	Kevin Pritchard
1990	Kevin Pritchard
	Mark Randall
1991	Mark Randall
	Mike Maddox

Conference Honors Big 12 Era (1996-97 to present)

BIG 12 PLAYER OF THE YEAR

1997	Raef LaFrentz
2002	Drew Gooden
2003	Nick Collison
2005	Wayne Simien
2011	Marcus Morris
2012	Thomas Robinson
2017	Frank Mason III
2018	Devonte' Graham
2020	Udoka Azubuike
2022	Ochai Agbaji
2023	Jalen Wilson

BIG 12 FRESHMAN OF THE YEAR

1999	Jeff Boschee
2006	Brandon Rush
2014	Andrew Wiggins
2017	Josh Jackson

BIG 12 NEWCOMER OF THE YEAR

2018	Malik Newman
2019	Dedric Lawson
2021	David McCormack

BIG 12 DEFENSIVE PLAYER OF THE YEAR

2007	co-Mario Chalmers
2009	co-Cole Aldrich
2010	Cole Aldrich
2012	Jeff Withey
2013	Jeff Withey
2014	Joel Embiid
2020	Marcus Garrett
2023	Dajuan Harris Jr.

BIG 12 SIXTH MAN AWARD

2008	Sherron Collins
------	-------	-----------------

BIG 12 ALL-NEWCOMER TEAM

2006	Mario Chalmers
	Brandon Rush
	Julian Wright
2007	Darrell Arthur
	Sherron Collins
2009	Marcus Morris
	Tyshawn Taylor
2010	Xavier Henry
2013	Ben McLemore
2014	Joel Embiid
	Andrew Wiggins
2015	Kelly Oubre Jr.
2017	Josh Jackson
2018	Malik Newman
2019	Dedric Lawson
2021	Jalen Wilson
2023	Gradey Dick

*Formally named rookie, started in 2006

BIG 12 ALL-FRESHMAN TEAM

2019	Devon Dotson
2020	Christian Braun
2022	K.J. Adams Jr.
2023	Gradey Dick

*started in 2019

BIG 12 ALL-DEFENSIVE TEAM

2006	Mario Chalmers
	Russell Robinson

2007	Mario Chalmers
	Russell Robinson
2008	Mario Chalmers
	Russell Robinson
2009	Cole Aldrich
2010	Cole Aldrich
2011	Brady Morningstar
2012	Jeff Withey
2013	Travis Releford
	Jeff Withey
2016	Frank Mason III
	Devonte' Graham
2019	Marcus Garrett
2020	Udoka Azubuike
	Marcus Garrett
2021	Jalen Wilson
2022	Dajuan Harris Jr.
2023	Dajuan Harris Jr.
	Kevin McCullar Jr.

*started in 2006

BIG 12 MOST IMPROVED PLAYER

2022	David McCormack
2023	KJ Adams Jr.

BIG 12 COACH OF THE YEAR

1997	Roy Williams
2002	Roy Williams
2003	Roy Williams
2006	Bill Self
2009	Bill Self
2011	Bill Self
2012	*Bill Self
2015	Bill Self (AP)
2016	Bill Self (AP)
2017	Bill Self
2018	*Bill Self

*co-winner/coaches

ACADEMIC ALL-BIG 12

1997	Jerod Haase
	C.B. McGrath
	T.J. Pugh
	Ryan Robertson
	Jacque Vaughn
1998	C.B. McGrath
	T.J. Pugh
	Ryan Robertson
1999	Jeff Carey
	T.J. Pugh
	Ryan Robertson
2000	Jeff Carey
2001	Jeff Carey
2002	Brett Ballard
	Jeff Carey
	Todd Kappelmann
2003	Nick Collison
	Brett Olson
2004	Christian Moody
	Brett Olson
2005	Aaron Miles
	Christian Moody
2006	Jeremy Case
	Sasha Kaun
	Christian Moody
	Moulaye Niang
	Steven Vinson
2007	Sasha Kaun
2008	Jeremy Case
	Sasha Kaun
2009	Matt Kleinmann

	Tyrel Reed
2010	Cole Aldrich
	Tyrel Reed
2011	Tyrel Reed
2012	Jordan Juenumann
2015	Perry Ellis
	Christian Garrett
2016	Perry Ellis
	Evan Manning
	Sviatoslav Mykhailiuk
2017	Dwight Coleby Jr.
	Landen Lucas
	Tyler Self
2018	Clay Young
2019	Udoka Azubuike
	Charlie Moore
2020	David McCormack
	Udoka Azubuike
2021	David McCormack
	Christian Braun
2022	David McCormack
	Christian Braun
	Michael Jankovich
	Dajuan Harris Jr.
	Jalen Wilson
2023	Bobby Pettiford Jr.
	Zach Clemence
	Michael Jankovich
	Jalen Wilson
	Dajuan Harris Jr.
	KJ Adams Jr.

*First team selections only

BIG 12 MEN'S BASKETBALL SCHOLAR-ATHLETE OF THE YEAR (started in 2014)

2015	Perry Ellis
2016	Perry Ellis
2022	David McCormack

PRENTICE GAUTT POSTGRADUATE SCHOLARSHIP AWARD

1997	Jerod Haase
2006	Christian Moody

ACADEMIC ALL-BIG 12 ROOKIE TEAM (started in 2013)

2013	Perry Ellis
	Evan Manning
	Tyler Self
	Andrew White III
2014	Conner Frankamp
2015	Kelly Oubre Jr.
	Josh Pollard
2016	Lagerald Vick
2017	Udoka Azubuike
2019	Quentin Grimes
	David McCormack
2022	K.J. Adams Jr.
	Zach Clemence
	Bobby Pettiford

CONFERENCE MALE ATHLETE OF THE YEAR

1988	Danny Manning
1993	Rex Walters
1997	Jacque Vaughn
2003	Nick Collison
2017	Frank Mason III

2022	Ochai Agbaji
------	-------	--------------

BIG 12 10TH ANNIVERSARY TEAM

2007	Nick Collison
	Kirk Hinrich
	Raef LaFrentz

KANSAS WOODEN AWARD ALL-AMERICANS

1986	Danny Manning
1988	Danny Manning
	(Wooden Award recipient)
1996	Jacque Vaughn
1997	Raef LaFrentz, Jacque Vaughn
1998	Raef LaFrentz, Paul Pierce
2002	Drew Gooden
2003	Nick Collison, Kirk Hinrich
2005	Wayne Simien
2007	Brandon Rush
2008	Brandon Rush
2010	Sherron Collins
2011	Marcus Morris
2012	Thomas Robinson
2013	Ben McLemore
2014	Andrew Wiggins
2016	Perry Ellis
2017	Frank Mason III
	(Wooden Award recipient)
2017	Josh Jackson
2018	Devonte' Graham
2020	Udoka Azubuike, Devon Dotson
2022	Ochai Agbaji
2023	Jalen Wilson

ALL-BIG 12 (First Team)

1997	Raef LaFrentz
1998	Raef LaFrentz
	Paul Pierce
2001	Nick Collison
2002	Drew Gooden
	Kirk Hinrich
2003	Nick Collison
	Kirk Hinrich
2004	Wayne Simien
2005	Wayne Simien
2006	Brandon Rush
2007	Brandon Rush
	Julian Wright
2008	Brandon Rush
	Darrell Arthur
2009	Cole Aldrich
	Sherron Collins
2010	Cole Aldrich
	Sherron Collins
2011	Marcus Morris
2012	Thomas Robinson
	Tyshawn Taylor
2013	Ben McLemore
	Jeff Withey
2014	Andrew Wiggins
2015	Perry Ellis
2016	Perry Ellis
2017	Frank Mason III
	Josh Jackson
2018	Devonte' Graham
2019	Dedric Lawson
2020	Udoka Azubuike
	Devon Dotson
2022	Ochai Agbaji
2023	Jalen Wilson

Conference Honors

Big 12 Era (1996-97 to present)

ALL-BIG 12 (First Team)

1997	Raef LaFrentz
1998	Raef LaFrentz
	Paul Pierce
2001	Nick Collison
2002	Drew Gooden
	Kirk Hinrich
2003	Nick Collison
	Kirk Hinrich
2004	Wayne Simien
2005	Wayne Simien
2006	Brandon Rush
2007	Brandon Rush
	Julian Wright
2008	Brandon Rush
	Darrell Arthur
2009	Cole Aldrich
	Sherron Collins
2010	Cole Aldrich
	Sherron Collins
2011	Marcus Morris
2012	Thomas Robinson
	Tyshawn Taylor
2013	Ben McLemore
	Jeff Withey
2014	Andrew Wiggins
2015	Perry Ellis
2016	Perry Ellis
2017	Frank Mason III
	Josh Jackson
2018	Devonte' Graham
2019	Dedric Lawson
2020	Udoka Azubuike
	Devon Dotson
2022	Ochai Agbaji
2023	Jalen Wilson

ALL-BIG 12 (Second Team)

1997	Jacque Vaughn
1999	Kenny Gregory
2001	Drew Gooden
	Kenny Gregory
2002	Nick Collison
2004	Keith Langford
2005	Keith Langford
2008	Mario Chalmers
2010	Marcus Morris
2011	Markieff Morris
2013	Travis Releford
2014	Joel Embiid
2015	Frank Mason III
2016	Frank Mason III
	Wayne Selden Jr.
2017	Devonte' Graham
2018	Sviatoslav Mykhailiuk
2021	Marcus Garrett
	David McCormack
2022	Christian Braun
2023	Gradey Dick

ALL-BIG 12 (Third Team)

1997	Paul Pierce
1998	Billy Thomas
2001	Kirk Hinrich
2004	Aaron Miles
2005	Aaron Miles
2007	Mario Chalmers
2008	Darnell Jackson
2012	Jeff Withey
2014	Perry Ellis
2018	Udoka Azubuike
2019	Devon Dotson
2020	Marcus Garrett
2022	David McCormack
	Jalen Wilson
2023	Kevin McCullar Jr.

ALL-BIG 12 (Honorable Mention)

1997	Jerod Haase
	Scot Pollard
1998	Ryan Robertson
2000	Jeff Boschee
	Nick Bradford
	Nick Collison
2002	Jeff Boschee
2003	Keith Langford
	Aaron Miles
2004	J.R. Giddens
2006	Mario Chalmers
	Julian Wright
2007	Darrell Arthur
	Sherron Collins
2010	Xavier Henry
2011	Brady Morningstar
	Tyrel Reed
2013	Elijah Johnson
2014	Wayne Selden
	Naadir Tharpe
2015	Kelly Oubre
	Wayne Selden
2016	Devonte' Graham
	Landen Lucas
2017	Landen Lucas
2018	Lagerald Vick
2020	Ochai Agbaji
2021	Ochai Agbaji
	Christian Braun
2022	Dajuan Harris Jr.
2023	Dajuan Harris Jr.
	KJ Adams Jr.



Jayhawks in the NBA

NAME	LETTERS AT KU	ROUND DRAFTED	TEAM(S)	SEASON(S)
*Agbaji, Ochai	2018-22	1	Utah Jazz	2022-present
Aldrich, Cole	2008-10	1	Oklahoma City Thunder	2010-13
			Sacramento Kings	2013
			New York Knicks	2014-15
			Los Angeles Clippers	2015-16
			Minnesota Timberwolves	2016-18
Alexander, Cliff	2015		Portland Trailblazers	2016
Arthur, Darrell	2007-08	1	Memphis Grizzlies	2009-13
			Denver Nuggets	2013-18
Azubuike, Udoka	2020	1	Utah Jazz	2020-present
Black, Charlie	1942-43, 46-47		Anderson Packers (NBL)	1947-48
			Fort Wayne Pistons (NBA)	1948-49
			Indianapolis Jets	1949
			Milwaukee Hawks	1951-52
Black, Tarik	2014		Houston Rockets	2014
			Los Angeles Lakers	2014-17
			Houston Rockets	2017-18
			New York Knicks	
Bohnenstiel, Roger	1966-68	9	Fort Wayne Pistons (NBA)	
Born, B.H.	1952-54	3	Fort Wayne Pistons (NBA)	
Braun, Christian	2019-22	1	Denver Nuggets	2022-present
Bridges, Bill	1959-61	3	St. Louis Hawks	1962-68
			Atlanta Hawks	1969-71
			Philadelphia 76ers	1972
			Los Angeles Lakers	1973-74
			Golden State Warriors	1975
Brown, Roger	1969-71	3	Los Angeles Lakers	1972-73
			Carolina Cougars (ABA)	1972-73
			San Antonio Spurs (ABA)	1973
			Virginia Squires (ABA)	1974
			Detroit Pistons	1975-77
			Denver Nuggets (ABA)	1976
			Chicago Bulls	1980
Calloway, Rick	1990		Boston Celtics	1991
			Sacramento Kings	1991
			Phoenix Suns	
Carroll, Randolph	1978-79	10	Phoenix Suns	
Chalmers, Mario	2006-08	2	Miami Heat	2009-15
			Memphis Grizzlies	2016-18
Chamberlain, Wilt	1957-58	1	Philadelphia Warriors	1959-62
			San Francisco Warriors	1962-64
			Philadelphia 76ers	1965-68
			Los Angeles Lakers	1968-73
Chenoweth, Eric	1998-2001	2	New York Knicks	
Collins, Sherron	2007-10		Charlotte Bobcats	2010-11
Collison, Nick	2000-03	1	Seattle SuperSonics	2003-08
			Oklahoma City Thunder	2008-18
Cook, Norm	1974-76	1	Boston Celtics	1976-77
			Denver Nuggets (NBA)	1977-78
Crawford, John	1978-81	7	Philadelphia 76ers	
Diallo, Cheick	2016	2	New Orleans Pelicans	2016-19
			Phoenix Suns	2019-20
			Detroit Pistons	2021-22
Dick, Grady	2022	1	Toronto Raptors	2023-present
Douglas, John	1977-78	6	San Diego Clippers	1981-83
Dotson, Devon	2020		Chicago Bulls	2020-22
Dreiling, Greg	1984-86	2	Indiana Pacers (NBA)	1986-93
			Dallas Mavericks	1994, 97
			Cleveland Cavaliers	1996
Ellison, Nolen	1961-63	4	Baltimore Bullets	
Embiid, Joel	2013-14	1	Philadelphia 76ers	2014-present
Eskridge, Jack	1946-48		Chicago Stags/Indianapolis Jets	1948-49
Franz, Ron	1965-67	10	Oakland Oaks (ABA)	1967-68
			New Orleans Buccaneers	1968-70
			Floridians (ABA)	1970-72
			Memphis Tams (ABA)	1972-73
			Dallas Chaparrals (ABA)	1973
Garrett, Marcus	2021		Miami Heat	2021-22
Gooden, Drew	2000-02	1	Memphis Grizzlies	2002-03
			Orlando Magic	2003-04
			Cleveland Cavaliers	2005-08
			Chicago Bulls	2008-09
			Sacramento Kings	2009
			San Antonio Spurs	2009
			Toronto Raptors	2010
			Dallas Mavericks	2010
			Los Angeles Clippers	2010
			Milwaukee Bucks	2010-13
			Washington Wizards	2014-16
Graham, Devonte	2015-18	2	Charlotte Hornets	2018-2021
			New Orleans Pelicans	2021-present
Guy, Tony	1979-82	2	Boston Celtics	
Hancock, Darrin	1994	2	Charlotte Hornets	1994-96
			Milwaukee Bucks	1997
			Atlanta Hawks	1997
			San Antonio Spurs	1997
Henry, Carl	1983-84	4	Kansas City Kings	1984-85
			Sacramento Kings	1985-86
Henry, Xavier	2010	1	Memphis Grizzlies	2010-11
			New Orleans Hornets	2011-13
			Los Angeles Lakers	2013-15
Hightower, Wayne	1960-61	1	San Francisco Warriors	1962-64
			Baltimore Bullets	1964-66
			Detroit Pistons	1967
			Denver Rockets (ABA)	1967-69
			Los Angeles Stars (ABA)	1969-70
			Utah Stars (ABA)	1970
			Texas Chaparrals (ABA)	1971
			Carolina Cougars (ABA)	1971-72
Hinrich, Kirk	2000-03	1	Chicago Bulls	2003-10
			Washington Wizards	2010-11
			Atlanta Hawks	2011-12
			Chicago Bulls	2012-15
			Atlanta Hawks	2016
Housey, Art	1980-81	3	Dallas Mavericks	
Hunter, Cedric	1984-87		Charlotte Hornets	1992
Jackson, Darnell	2005-08	2	Cleveland Cavaliers	2009-10
			Milwaukee Bucks	2010
			Sacramento Kings	2010-12
			Utah Jazz	2012-13
Jackson, Josh	2016-17	1	Phoenix Suns	2017-19
			Memphis Grizzlies	2019-20
			Detroit Pistons	2020-22
			Sacramento Kings	2022
			Toronto Raptors	2022-present
Jordan, Adonis	1990-93	2	Denver Nuggets	1993-94
			Milwaukee Bucks	1998-99
Sasha Kaun	2005-08	2	Cleveland Cavaliers	2016
Kelley, Alan	1953-54	7	Milwaukee Bucks	
Kelley, Dean	1951-53	8	Fort Wayne Pistons	
Kellogg, Ron	1983-86	2	Atlanta Hawks	
King, Maurice	1955-57	6	Boston Celtics	1959-60
			Chicago Stags (NBA)	1962-63
Koenigs, Ken	1975-78	5	Cleveland Cavaliers	
LaFrentz, Raef	1995-98	1	Denver Nuggets	1999-2002
			Dallas Mavericks	2002-04
			Boston Celtics	2004-06
			Portland Trailblazers	2006-09
Keith Langford	2002-05		San Antonio Spurs	2007-08
Lochmann, Riney	1964-66		Dallas Chaparrals (ABA)	1967-70
Loneski, Ron	1957-59	10	St. Louis Hawks	
Lopes, Al	1965-66		Baltimore Bullets	
Lovellette, Clyde	1950-52		Minneapolis Lakers	1953-57
			Cincinnati Royals	1957-58
			St. Louis Hawks	1958-62
			Boston Celtics	1962-64
Magley, David	1979-82	2	Cleveland Cavaliers	1982-83
Manning, Danny	1985-88	1	Los Angeles Clippers	1988-94
			Atlanta Hawks	1994
			Phoenix Suns	1995-99
			Milwaukee Bucks	2000
			Utah Jazz	2001
			Dallas Mavericks	2002
			Detroit Pistons	2003
Marshall, Archie	1986, 88	3	San Antonio Spurs	
Martin, Brian	1982-84	9	Seattle SuperSonics	1985-86
			Portland Trailblazers	1985-86
Mason III, Frank	2014-17	2	Sacramento Kings	2017-19
			Milwaukee Bucks	2019-2020
			Orlando Magic	2020-2021
McLemore, Ben	2013	1	Sacramento Kings	2013-17
			Memphis Grizzlies	2017-18
			Sacramento Kings	2018-19
			Houston Rockets	2019-2021
			Los Angeles Lakers	2020-2021
			Portland Trailblazers	2021-22
Miles, Aaron	2002-05		Golden State Warriors	2006
Mokeski, Paul	1976-79	2	Houston Rockets	1979-80
			Detroit Pistons	1980-82
			Cleveland Cavaliers	1982-83
			Milwaukee Bucks	1983-89
			Cleveland Cavaliers	1989-91
			Golden State Warriors	1991
Morningstar, Roger	1974-75	8	Boston Celtics	1975

Jayhawks in the NBA

Morris, Marcus	2009-11	1	Houston Rockets	2011-13
			Phoenix Suns	2013-15
			Detroit Pistons	2015-17
			Boston Celtics	2017-19
			New York Knicks	2019
			Los Angeles Clippers	2019-present
Morris, Markieff	2009-11	1	Phoenix Suns	2011-16
			Washington Wizards	2016-18
			Oklahoma City Thunder	2018-19
			Detroit Pistons	2019
			Los Angeles Lakers	2020-21
			Miami Heat	2021-22
			Brooklyn Nets	2022-present
Mykhailiuk, Sviatoslav	2015-18	2	Los Angeles Lakers	2018
			Detroit Pistons	2018-2022
			New York Mets	2022-present
Nash, Dave	1968-69	4	Chicago Bulls	
Nobles, Herb	1976-77	6	Detroit Pistons	
Ostertag, Greg	1992-95	1	Utah Jazz	1996-2004
			Sacramento Kings	2004-05
			Utah Jazz	2005-06
			Washington Wizards	2015-2019
Oubre Jr., Kelly	2015	1	Phoenix Suns	2018-2020
			Golden State Warriors	2020-21
			Charlotte Hornets	2021-present
Pierce, Paul	1996-98	1	Boston Celtics	1999-2013
			Brooklyn Nets	2013-15
			Los Angeles Clippers	2015-2017
Pollard, Scot	1994-97	1	Detroit Pistons	1998-99
			Atlanta Hawks	1999
			Sacramento Kings	1999-2003
			Indiana Pacers	2004-06
			Cleveland Cavaliers	2006-07
			Boston Celtics	2007-08
Pritchard, Kevin	1986-90	2	Golden State Warriors	1990-91
			Boston Celtics	1991
Randall, Mark	1987, 89-91	1	Chicago Bulls	1991
			Minnesota Timberwolves	1992
			Detroit Pistons	1993
			Denver Nuggets	1994-95
Reich, Gil	1953	11	Boston Celtics	
Robertson, Ryan	1996-99	2	Sacramento Kings	2000
Robinson, Thomas	2009-12	1	Sacramento Kings	2012-13
			Houston Rockets	2013
			Portland Trailblazers	2013-15
			Philadelphia 76ers	2015
			Brooklyn Nets	2015-16
			Los Angeles Lakers	2016-17
Robisch, Dave	1969-71	5	Denver Rockets (ABA)	1971-74
			San Diego Conquistadors (ABA)	1975
			Indiana Pacers (ABA-NBA)	1975-78
			Cleveland Cavaliers	1979-81
			Denver Nuggets (NBA)	1981-84
			Kansas City Kings	1984
Rush, Brandon	2006-08	1	Indiana Pacers	2009-11
			Golden State Warriors	2011-13
			Utah Jazz	2013-14
			Golden State Warriors	2014-16
			Minnesota Timberwolves	2016-17
Russell, Pierre	1969-71	13	Kentucky Colonels (ABA)	1971-73
Schnellbacher, Otto	1943, 46-48		St. Louis Bombers (NBA)	1948-49
			Providence Steamrollers (NBA)	1948-49
Selby, Josh	2010-11	2	Memphis Grizzlies	2011-12
Selden Jr., Wayne	2014-16		Memphis Grizzlies	2016-18
			Chicago Bulls	2018-19
Simien, Wayne	2002-05	1	Miami Heat	2005-06

Sloan, Bruce	1967-69	11	Philadelphia 76ers	
Suttle, Rick	1973-75	7	Los Angeles Lakers	
Stallworth, Bud	1970-72	1	Seattle SuperSonics	1972-74
			New Orleans Jazz	1974-77
Taylor, Tyshawn	2008-12	2	Brooklyn Nets	2012-14
Thomas, Billy	1995-98		New Jersey Nets	2005
			Washington Wizards	2006
			Toronto Raptors	2008
			New Jersey Nets	2008
			Cleveland Cavaliers	2008
Thompson, Calvin	1983-86	4	New York Knicks	
Unsel, George	1963-64		Los Angeles Stars (ABA)	
Valentine, Darnell	1978-81	1	Portland Trailblazers	1981-86
			Los Angeles Clippers	1986-88
			Cleveland Cavaliers	1988-89
Vaughn, Jacque	1994-97	1	Utah Jazz	1998-2001
			Atlanta Hawks	2002
			Orlando Magic	2003
			Atlanta Hawks	2004
			New Jersey Nets	2005-06
			San Antonio Spurs	2006-09
Walters, Rex	1992-93	1	New Jersey Nets	1994-96
			Philadelphia 76ers	1996-98
			Miami Heat	1998-2000
Wesley, Walt	1964-66	1	Cincinnati Royals	1966-69
			Chicago Bulls	1969-70
			Cleveland Cavaliers	1970-72
			Phoenix Suns	1973
			Capital Bullets	1973-74
			Philadelphia 76ers	1974-75
			Milwaukee Bucks	1975
			Los Angeles Lakers	1975-76
White, Jo Jo	1966-69	1	Boston Celtics	1969-78
			Golden State Warriors	1978-80
			Kansas City Kings	1980-81
Wiggins, Andrew	2013-14	1	Minnesota Timberwolves	2015-2019
			Golden State Warriors	2019-present
Wilson, Jalen	2020-2023	2	Brooklyn Nets	2023-present
Wilson, Bobby	1966		Dallas Chaparrals (ABA)	1967-68
Withey, Jeff	2010-13	2	New Orleans Pelicans	2014-15
			Utah Jazz	2016-17
			Dallas Mavericks	2017-18
Wright, Julian	2006-07	1	New Orleans Hornets	2007-10
			Toronto Raptors	2010-11

*Selected by New Orleans (NBA) in 1978 draft. *Selected by Indiana (NBA) in 1984 draft. *Selected by Cleveland (NBA) in 2022 draft.



Jayhawks in the NBA

KU NBA CHAMPIONS (*NBA FINALS MVP)

CLYDE LOVELLETTE (1950-52 AT KU)
1954 Minneapolis Lakers
1963, 1964 . . Boston Celtics

MAURICE KING (1955-57 AT KU)
1960 Boston Celtics

WILT CHAMBERLAIN (1957-58 AT KU)
1967 Philadelphia 76ers
*1972 L.A. Lakers

JO JO WHITE (1966-69 AT KU)
1974, *1976 . . Boston Celtics

BILL BRIDGES (1959-61 AT KU)
1975 Golden State Warriors

WAYNE SIMIEN (2002-05 AT KU)
2006 Miami Heat

JACQUE VAUGHN (1994-97 AT KU)
2007 San Antonio Spurs

PAUL PIERCE (1996-98 AT KU)
*2008 Boston Celtics

SCOT POLLARD (1994-97 AT KU)
2008 Boston Celtics

MARIO CHALMERS (2006-08 AT KU)
2012, 2013 . . Miami Heat

BRANDON RUSH (2006-08 AT KU)
2015 Golden State Warriors

SASHA KAUN (2005-08 AT KU)
2016 Cleveland Cavaliers

MARKIEFF MORRIS (2009-11 AT KU)
2020 Los Angeles Lakers

ANDREW WIGGINS (2013-14 AT KU)
2022 Golden State Warriors

CHRISTIAN BRAUN (2020-22 AT KU)
2023 Denver Nuggets

NBA 1ST ROUND DRAFT PICKS

1952 Clyde Lovellette	2005 Wayne Simien
1958 Wilt Chamberlain	2007 Julian Wright
1961 Wayne Hightower	2008 Brandon Rush
1966 Walt Wesley	2008 Darrell Arthur
1969 Jo Jo White	2010 Xavier Henry
1972 Bud Stallworth	2010 Cole Aldrich
1976 Norm Cook	2011 Marcus Morris
1981 Darnell Valentine	2011 Markieff Morris
1988 Danny Manning	2012 Thomas Robinson
1991 Mark Randall	2013 Ben McLemore
1993 Rex Walters	2014 Andrew Wiggins
1995 Greg Ostertag	2014 Joel Embiid
1997 Scot Pollard	2015 Kelly Oubre Jr.
1997 Jacque Vaughn	2017 Josh Jackson
1998 Raef LaFrentz	2020 Udoka Azubuike
1998 Paul Pierce	2022 Ochai Agbaji
2002 Drew Gooden	2023 Grady Dick
2003 Nick Collison	
2003 Kirk Hinrich	

OVERALL DRAFT PICKS (87 OVERALL; 19 NBA LOTTERY)

YEAR	NAME (ROUND/OVERALL SELECTION)
1948 Otto Schnellbacher (Providence region)	
1952 Clyde Lovellette (1/10)	
1953 Dean Kelley (8/56), Gil Reich (11/32)	
1954 B.H. Born (3/22), Alan Kelley (7/56)	
1957 Maurice King (6/48)	
1958 Wilt Chamberlain (Territorial selection)	
1959 Ron Loneski (10/134)	
1961 Wayne Hightower (1/5), Bill Bridges (3/32)	
1963 Nolen Ellison (4/29)	
1966 Walt Wesley (1/6), Al Lopes (13/106)	
1967 Ron Franz (4/33)	
1968 Roger Bohnesstiel (9/120)	
1969 Jo Jo White (1/9), Dave Nash (4/48), Bruce Sloan (11/153)	
1971 Dave Robisch (3/44), Roger Brown (4/64), Pierre Russell (13/207)	
1972 Bud Stallworth (1/7)	
1975 Rick Suttle (7/110), Roger Morningstar (8/144)	
1976 Norm Cook (1/16)	
1977 Herb Nobles (6/124)	
1978 Ken Koenigs (5/99), John Douglas (6/118)	
1979 Paul Mokeski (2/42)	
1981 Darnell Valentine (1/16), Art Housey (3/47), John Crawford (7/160), Randolph Carroll (10/220)	
1982 Tony Guy (2/46), David Magley (2/28)	
1984 Carl Henry (4/80), Brian Martin (9/185)	
1986 Greg Drieling (2/26), Ron Kellogg (2/42), Calvin Thompson (4/71)	
1988 Danny Manning (1/1), Archie Marshall (3/75)	
1990 Kevin Pritchard (2/34)	
1991 Mark Randall (1/26)	
1993 Rex Walters (1/16), Adonis Jordan (2/42)	
1994 Darrin Hancock (2/38)	
1995 Greg Ostertag (1/28)	
1997 Scot Pollard (1/19), Jacque Vaughn (1/27)	
1998 Raef LaFrentz (1/3), Paul Pierce (1/10)	
1999 Ryan Robertson (2/45)	
2001 Eric Chenowith (2/42)	
2002 Drew Gooden (1/4)	
2003 Kirk Hinrich (1/7), Nick Collison (1/12)	
2005 Wayne Simien (1/29)	
2007 Julian Wright (1/13)	
2008 Brandon Rush (1/13), Darrell Arthur (1/27), Mario Chalmers (2/34), Darnell Jackson (2/52), Sasha Kaun (2/56)	
2010 Xavier Henry (1/12), Cole Aldrich (1/11)	
2011 Markieff Morris (1/13), Marcus Morris (1/14), Josh Selby (2/49)	
2012 Thomas Robinson (1/5), Tyshawn Taylor (2/41)	
2013 Ben McLemore (1/7), Jeff Withey (2/39)	
2014 Andrew Wiggins (1/1), Joel Embiid (1/3)	
2015 Kelly Oubre Jr. (1/15)	
2016 Cheick Diallo (2/33)	
2017 Josh Jackson (1/4), Frank Mason III (2/34)	
2018 Devonte' Graham (2/34), Sviatoslav Mykhailiuk (2/47)	
2020 Udoka Azubuike (1/27)	
2022 Ochai Agbaji (1/14)	
2022 Christian Braun (1/21)	
2023 Grady Dick (1/13)	
2023 Jalen Wilson (2/51)	



THOMAS ROBINSON

Poll History

HISTORY

KANSAS WEEK-BY-WEEK IN THE ASSOCIATED PRESS POLL

Dates	PS	1	2	3	4	5	6	7	8	9	10	11	12	13	14	15	16	17	18	19	
2022-23	5	5	6	3	9	6	8	4	3	2	2	9	8	9	5	3	3	3	4	4	Nov. 14-March 13
2021-22	3	3	4	8	8	7	7	6	6	9	7	5	10	8	6	5	6	6	3	1	Nov. 9-March 16
2020-21	6	7	5	5	3	3	6	6	9	15	23	RV	24	17	13	11	12				Nov. 11-March 18
2019-20	3	5	4	2	2	1	5	3	3	6	3	3	3	3	3	1	1	1			Nov. 11-March 16
2018-19	1	2	2	2	2	1	1	5	5	7	7	9	11	13	14	12	15	13	17	17	Nov. 12-March 18
2017-18	4	4	3	2	2	13	14	11	10	12	10	5	7	10	13	8	6	9	4		Nov. 13-March 12
2016-17	3	7	5	4	3	3	3	3	3	2	2	2	3	3	3	3	1	1	1	3	Nov. 14-March 13
2015-16	4	4	5	4	2	2	2	2	1	1	3	4	7	6	2	2	1	1	1		Nov. 9-March 14
2014-15	5	5	11	11	10	10	10	13	12	9	11	9	8	8	8	8	9	9	10		Nov. 10-March 16
2013-14	5	5	2	2	6	13	18	16	16	18	15	8	6	8	7	8	5	8	10	10	Nov. 11-March 17
2012-13	7	7	12	10	9	9	9	6	6	6	4	3	2	5	14	9	6	4	7	3	Nov. 5-March 18
2011-12	13	12	14	15	13	12	12	17	14	10	7	5	8	7	4	4	3	3	6		Nov. 7-March 12
2010-11	7	7	6	4	4	3	3	3	3	3	2	6	2	2	1	3	2	2	2		Oct. 28-March 14
2009-10	1	1	1	1	1	1	1	1	1	3	3	2	1	1	1	1	2	1	1		Oct. 29-March 11
2008-09	24	24	22		25							21	16	15	15	9	11	14			Nov. 10-March 16
2007-08	4	4	4	4	3	3	3	3	3	2	2	4	3	4	6	5	5	5	4		Nov. 12-March 18
2006-07	2	2	3	10	5	12	11	11	9	9	6	5	8	6	9	9	6	3	2		Nov. 13-March 12
2005-06																					Nov. 14-March 13
2004-05	1	1	2	2	2	2	2	2	2	2	2	6	3	3	2	8	7	9	12		Nov. 16-March 14
2003-04	6	6	6	1	5	6	12	13	13	14	12	15	20	12	21	20	21	18	16		Nov. 10-March 15
2002-03	2	2	2	14	20	19	19	18	14	12	6	12	12	9	6	7	6	4	6		Nov. 11-March 17
2001-02	7	4	8	4	4	3	2	2	4	4	2	2	2	2	1	1	1	2			Nov. 12-March 11
2000-01	7	4	3	2	3	10	9	7	7	5	5	4	3	5	6	11	10	9	12		Nov. 13-March 12
1999-00	11	11	10	6	5	8	12	10	9	8	7	12	15	20	24	23	23	24			Nov. 15-March 13
1998-99	8	8	8	7	10	13	13	18	18	15	19	22		24							Nov. 16-March 8
1997-98	2	2	2	2	2	2	2	2	4	3	3	5	3	4	4	4	4	2			Nov. 18-March 10
1996-97	2	2	2	1	1	1	1	1	1	1	1	1	1	1	1	1	1	1			Nov. 19-March 11
1995-96	2	2	2	1	1	1	4	4	3	4	3	3	3	5	5	3	5	6			Nov. 20-March 12
1994-95	11	9	7	4	3	7	6	5	3	7	7	3	2	3	1	3	2	5			Nov. 21-March 13
1993-94	9	6	3	7	6	6	6	5	3	1	3	3	5	4	10	13	11	13			Nov. 22-March 14
1992-93	2	3	2	2	2	2	2	4	4	1	1	3	7	6	7	8	7	9			Nov. 23-March 15
1991-92	12	12	10	7	6	4	4	4	6	5	5	3	4	3	3	3	3	2			Nov. 25-March 16
1990-91																					Nov. 27-March 16
1989-90	4	2	2	2	2	2	1	1	2	2	2	1	2	1	2	5					Nov. 27-March 13
1988-89																					Nov. 22-March 14
1987-88	7	16	18	17	18	17	18	16	16												Dec. 1-March 15
1986-87	8	6	14	13	13	12	19	20	20	18	17	15	16								Dec. 2-March 10
1985-86	5	5	7	7	6	6	5	9	8	7	4	6	3	3	2	2	2				Nov. 26-March 11
1984-85	19	120	19	18	15	12	11	10	9	15	19	13	10	15	11	10	13				Nov. 27-March 12
1983-84	17																				Nov. 29-March 13
1982-83																					Nov. 30-March 15
1981-82																					Dec. 1-March 9
1980-81										18											Dec. 2-March 10
1979-80	20	19																			Dec. 4-March 4
1978-79	5	4	5	8	7	18	19	15	20												Nov. 28-March 13
1977-78			19	20	16	17	14	10	8	8	8	6	6	6	5	9	10				Nov. 29-March 13
1976-77																					Nov. 30-March 15
1975-76																					Dec. 2-March 16
1974-75	6	7	9	18						18	20										Dec. 3-April 2
1973-74	13									18	17	16	16	15	15	14	6	7			Dec. 4-March 27
1972-73																					Dec. 5-March 13
1971-72	14																				Dec. 7-March 14
1970-71	14	11	12	8	12	8	8	5	5	5	5	5	5	4	5	4					Dec. 8-March 16
1969-70																					Dec. 9-March 10
1968-69	5	4	11	11	8	5	5	10	13	15	13	12	16	13	19						Dec. 3-March 4
1967-68	5	4																			Dec. 5-March 12
1966-67							9	8	7	7	7	7	6	4	4	3					Dec. 6-March 7
1965-66	8	7	4				10	6	9	7	7	7	6	6	4						Dec. 7-March 8
1964-65	18																				Dec. 8-March 9
1963-64	10																				Dec. 10-March 10
1962-63																					Dec. 4-March 12
1961-62																					Dec. 19-March 13
1960-61	16	20																			Dec. 13-March 7
1959-60																					Dec. 22-March 8
1958-59	7																				Dec. 9-March 9
1957-58	2	2	2	2	2	3	2	2	2	4	4	7	10	7							Dec. 10-March 11
1956-57	1	1	1	1	1	1	2	2	2	2	2	2	2	2	2						Dec. 11-March 12
1955-56	18																				Dec. 6-March 6
1954-55						20	16														Dec. 7-March 8
1953-54	5						16	11	17	17	19	20	17	15	13	18					Dec. 8-March 23
1952-53	20						15	9	14	18	14	10	5	6	5						Dec. 16-March 10
1951-52	8	7	4	1	1	1	1	2	4	6	9	7	8	8							Dec. 11-March 4
1950-51	11	10	20	17																	Dec. 19-March 7
1949-50										19											Jan. 5-March 7
1948-49																					

KANSAS WEEK-BY-WEEK IN THE ESPN/USA TODAY POLL (NP = NO POLL)

Dates	PS	1	2	3	4	5	6	7	8	9	10	11	12	13	14	15	16	17	18	19	20		
2022-23	5	5	3	9	6	6	4	4	3	2	2	9	8	7	4	3	3	4	5	11		Oct. 25-End of season	
2021-22	3	NP	3	7	7	7	6	6	9	10	7	5	10	8	6	5	7	6	3	1		Oct. 27-End of season	
2020-21	5	NP	5	5	4	4	6	7	9	18	22	RV	24	19	14	12	11	16				Nov. 18-End of season	
2019-20	3	NP	5	5	3	3	1	5	3	3	7	3	3	3	3	1	1	1				Nov. 18-End of season	
2018-19	1	NP	2	2	2	1	1	1	5	6	9	8	10	12	14	14	12	16	14	18	17	16 (F)	Nov. 19-End of season
2017-18	3	NP	2	2	2	2	12	13	11	10	12	10	5	7	10	13	8	6	9	3	3	(F)	Nov. 20-End of season
2016-17	2	8	6	5	3	3	3	3	2	2	1	1	2	3	3	3	1	1	3	4	(F)	Nov. 8-End of season	
2015-16	5	5	7	6	7	5	3	2	1	3	3	6	6	2	2	1	1	1	3	(F)		Nov. 9-End of season	
2014-15	5	5	12	11	10	10	10	14	13	10	14	11	9	9	8	9	10	10	11	17	(F)	Nov. 10-End of season	
2013-14	6	6	3	2	7	13	19	16															

Conference Championships

MISSOURI VALLEY CONFERENCE - 1908-28

YEAR	TEAM	CONFERENCE GAMES			ALL GAMES			COACH
		W	L	PCT.	W	L	PCT.	
1908	Kansas	6	0	1.000	18	6	.750	Dr. F. C. Allen
1909	Kansas	8	2	.800	25	3	.892	Dr. F. C. Allen
1910	Kansas	7	1	.875	18	1	.947	W. O. Hamilton
1911	Kansas	9	3	.750	12	6	.667	W. O. Hamilton
1912*	Nebraska	8	0	1.000	14	1	.933	E. O. Stiehm
	Kansas	6	2	.750	11	7	.611	W. O. Hamilton
1913	Nebraska	10	0	1.000	16	2	.889	E. O. Stiehm
1914*	Nebraska	7	0	1.000	15	3	.833	E. O. Stiehm
	Kansas	13	1	.929	17	1	.944	W. O. Hamilton
1915	Kansas	13	1	.929	16	1	.941	W. O. Hamilton
1916	Nebraska	12	0	1.000	13	1	.929	Samuel Waugh
1917	Kansas State	10	2	.833	15	2	.882	Z. G. Clevenger
1918	Missouri	15	1	.938	17	1	.944	Walter Meanwell
1919	Kansas State	10	2	.833	16	2	.889	Z. G. Clevenger
1920	Missouri	17	1	.944	17	1	.944	Walter Meanwell
1921	Missouri	17	1	.944	17	1	.944	J. Craig Ruby
1922	Kansas	15	1	.938	16	2	.889	Dr. F. C. Allen
	Missouri	15	1	.938	16	1	.941	J. Craig Ruby
1923	Kansas	16	0	1.000	17	1	.944	Dr. F. C. Allen
1924	Kansas	15	1	.938	15	3	.833	Dr. F. C. Allen
1925	Kansas	15	1	.938	17	1	.944	Dr. F. C. Allen
1926	Kansas	16	2	.889	16	2	.889	Dr. F. C. Allen
1927	Kansas	10	2	.833	15	2	.882	Dr. F. C. Allen
1928	Oklahoma	18	0	1.000	18	0	1.000	Hugh McDermott

*In 1912 and 1914 Kansas and Nebraska were divisional winners and declared conference co-champions since no playoffs were staged either year.

BIG EIGHT CONFERENCE - 1959-96

YEAR	TEAM	CONFERENCE GAMES			ALL GAMES			COACH
		W	L	PCT.	W	L	PCT.	
1959	Kansas State	14	0	1.000	25	2	.926	Tex Winter
1960	Kansas	10	4	.714	19	9	.679	Dick Harp
	Kansas State	10	4	.714	16	10	.615	Tex Winter
1961	Kansas State	13	1	.929	23	4	.852	Tex Winter
1962	Colorado	13	1	.929	19	7	.731	Russell Walseth
1963	Colorado	11	3	.786	19	7	.731	Russell Walseth
	Kansas State	11	3	.786	16	9	.640	Tex Winter
1964	Kansas State	12	2	.857	22	7	.759	Tex Winter
1965	Oklahoma State	12	2	.857	20	7	.741	Henry Iba
1966	Kansas	13	1	.929	23	4	.852	Ted Owens
1967	Kansas	13	1	.929	23	4	.852	Ted Owens
1968	Kansas State	11	3	.786	19	9	.679	Tex Winter
1969	Colorado	10	4	.714	21	7	.750	Russell Walseth
1970	Kansas State	10	4	.714	20	8	.714	Cotton Fitzsimmons
1971	Kansas	14	0	1.000	27	3	.900	Ted Owens
1972	Kansas State	12	2	.857	19	9	.679	Jack Hartman
1973	Kansas State	12	2	.857	23	5	.821	Jack Hartman
1974	Kansas	13	1	.929	23	7	.767	Ted Owens
1975	Kansas	11	3	.786	19	8	.704	Ted Owens
1976	Missouri	12	2	.857	26	5	.839	Norm Stewart
1977	Kansas State	11	3	.786	23	8	.742	Jack Hartman
1978	Kansas	13	1	.929	24	5	.828	Ted Owens
1979	Oklahoma	10	4	.714	21	10	.677	Dave Bliss
1980	Missouri	11	3	.786	25	6	.807	Norm Stewart
1981	Missouri	10	4	.714	22	10	.888	Norm Stewart
1982	Missouri	12	2	.857	27	3	.900	Norm Stewart
1983	Missouri	12	2	.857	26	8	.764	Norm Stewart
1984	Oklahoma	13	1	.929	29	5	.853	Billy Tubbs
1985	Oklahoma	13	1	.929	31	6	.849	Billy Tubbs
1986	Kansas	13	1	.929	35	4	.847	Larry Brown
1987	Missouri	11	3	.786	24	10	.706	Norm Stewart
1988	Oklahoma	12	2	.857	35	4	.897	Billy Tubbs
1989	Oklahoma	12	2	.857	30	6	.833	Billy Tubbs
1990	Missouri	12	2	.857	26	6	.813	Norm Stewart
1991	Kansas	10	4	.714	27	8	.771	Roy Williams
	Oklahoma State	10	4	.714	24	8	.750	Eddie Sutton
1992	Kansas	11	3	.786	27	5	.844	Roy Williams
1993	Kansas	11	3	.786	29	7	.806	Roy Williams
1994	Missouri	14	0	1.000	28	4	.875	Norm Stewart
1995	Kansas	11	3	.786	25	6	.806	Roy Williams
1996	Kansas	12	2	.857	29	5	.853	Roy Williams

BIG SIX CONFERENCE - 1929-47

YEAR	TEAM	CONFERENCE GAMES			ALL GAMES			COACH
		W	L	PCT.	W	L	PCT.	
1929	Oklahoma	10	0	1.000	13	2	.867	Hugh McDermott
1930	Missouri	8	2	.800	15	3	.833	George Edwards
1931	Kansas	7	3	.700	15	3	.833	Dr. F. C. Allen
1932	Kansas	7	3	.700	13	5	.722	Dr. F. C. Allen
1933	Kansas	8	2	.800	13	4	.764	Dr. F. C. Allen
1934	Kansas	9	1	.900	16	1	.941	Dr. F. C. Allen
1935	Iowa State	8	2	.800	13	3	.812	Louis Menze
1936	Kansas	10	0	1.000	21	2	.913	Dr. F. C. Allen
1937	Kansas	8	2	.800	15	4	.789	Dr. F. C. Allen
	Nebraska	8	2	.800	13	7	.650	W. H. Browne
1938	Kansas	9	1	.900	18	2	.900	Dr. F. C. Allen
1939	Missouri	7	3	.700	12	6	.667	George Edwards
	Oklahoma	7	3	.700	12	9	.571	Bruce Drake
1940	Kansas	8	2	.800	19	6	.760	Dr. F. C. Allen
	Missouri	8	2	.800	13	6	.684	George Edwards
	Oklahoma	8	2	.800	12	7	.632	Bruce Drake
1941	Iowa State	7	3	.700	15	4	.789	Louis Menze
	Kansas	7	3	.700	12	6	.667	Dr. F. C. Allen
1942	Kansas	8	2	.800	17	5	.773	Dr. F. C. Allen
	Oklahoma	8	2	.800	11	7	.611	Bruce Drake
1943	Kansas	10	0	1.000	22	6	.786	Dr. F. C. Allen
1944	Iowa State	9	1	.900	14	4	.778	Louis Menze
	Oklahoma	9	1	.900	16	8	.667	Bruce Drake
1945	Iowa State	8	2	.800	11	5	.688	Louis Menze
1946	Kansas	10	0	1.000	19	2	.905	Dr. F. C. Allen
1947	Oklahoma	8	2	.800	24	7	.871	Bruce Drake

BIG SEVEN CONFERENCE - 1948-58

YEAR	TEAM	CONFERENCE GAMES			ALL GAMES			COACH
		W	L	PCT.	W	L	PCT.	
1948	Kansas State	9	3	.750	22	6	.786	Jack Gardner
1949	Nebraska	9	3	.750	16	10	.615	Harry Good
	Oklahoma	9	3	.750	14	10	.583	Bruce Drake
1950	Kansas State	8	4	.667	17	7	.708	Jack Gardner
	Nebraska	8	4	.667	16	7	.696	Harry Good
	Kansas	8	4	.667	14	11	.560	Dr. F. C. Allen
1951	Kansas State	11	1	.917	25	4	.862	Jack Gardner
1952	Kansas	11	1	.917	28	3	.903	Dr. F. C. Allen
1953	Kansas	10	2	.833	19	6	.760	Dr. F. C. Allen
1954	Kansas	10	2	.833	16	5	.762	Dr. F. C. Allen
	Colorado	10	2	.833	11	11	.500	H. B. Lee
1955	Colorado	11	1	.917	19	6	.760	H. B. Lee
1956	Kansas State	9	3	.750	17	8	.680	Tex Winter
1957	Kansas	11	1	.917	24	3	.889	Dick Harp
1958	Kansas State	10	2	.833	22	5	.815	Tex Winter

BIG 12 CONFERENCE - 1997-PRESENT

YEAR	TEAM	CONFERENCE GAMES			ALL GAMES			COACH
		W	L	PCT.	W	L	PCT.	
1997	Kansas	15	1	.938	34	2	.944	Roy Williams
1998	Kansas	15	1	.938	35	4	.897	Roy Williams
1999	Texas	13	3	.813	19	13	.594	Rick Barnes
2000	Iowa State	14	2	.875	32	5	.865	Larry Eustachy
2001	Iowa State	13	3	.813	25	6	.806	Larry Eustachy
2002	Kansas	16	0	1.000	33	4	.892	Roy Williams
2003	Kansas	14	2	.875	30	8	.789	Roy Williams
2004	Oklahoma State	14	2	.875	31	3	.912	Eddie Sutton
2005	Kansas	12	4	.750	23	7	.767	Bill Self
	Oklahoma	12	4	.750	25	8	.758	Kelvin Sampson
2006	Kansas	13	3	.813	25	8	.758	Bill Self
	Texas	13	3	.813	30	7	.811	Rick Barnes
2007	Kansas	14	2	.875	33	5	.868	Bill Self
2008	Kansas	13	3	.813	37	3	.925	Bill Self
	Texas	13	3	.813	31	7	.816	Rick Barnes
2009	Kansas	14	2	.875	27	8	.771	Bill Self
2010	Kansas	15	1	.938	33	3	.917	Bill Self
2011	Kansas	14	2	.875	35	3	.921	Bill Self
2012	Kansas	16	2	.888	32	7	.821	Bill Self
2013	Kansas	14	4	.778	31	6	.838	Bill Self
	Kansas State	14	4	.778	27	8	.771	Bruce Weber
2014	Kansas	14	4	.778	25	10	.714	Bill Self
2015	Kansas	13	5	.722	27	9	.750	Bill Self
2016	Kansas	15	3	.833	33	5	.868	Bill Self
2017	Kansas	16	2	.889	31	5	.861	Bill Self
2018	Kansas	6	5	.545	16	8	.667	Bill Self
2019	Texas Tech	14	4	.778	31	7	.816	Chris Beard
	Kansas State	14	4	.778	25	9	.735	Bruce Weber
2020	Kansas	17	1	.944	28	3	.903	Bill Self
2021	Baylor	13	1	.930	28	2	.930	Scott Drew
2022	Kansas	14	4	.778				

Conference Postseason

KU'S CHAMPIONSHIP HISTORY

	BIG EIGHT	BIG 12	TOTAL
Overall	30-16	49-13	79-29
First Round	18-2	1-0	19-2
Quarterfinals	--	22-3	22-3
Semifinals	8-10	15-6	23-16
Championship	4-4	11-4	15-8

CONFERENCE POSTSEASON TOURNAMENT TITLES (Includes previous leagues)

TITLES TEAM (YEARS)

16 KANSAS (1981, 84, 86, 92, 97, 98, 99, 2006, 07, 08, 10, 11, 13, 16, 22)

13 West Virginia (1955, 56, 57, 58, 59, 60, 62, 63, 65, 67, 83, 84, 2010)

8 Missouri (1978, 82, 87, 89, 91, 93, 09, 12)

7 Oklahoma (1979, 85, 88, 90, 2001, 02, 03)

6 Iowa State (1996, 2000, 14, 15, 17, 19)

5 Texas Tech (1976, 85, 86, 93, 96)

4 Oklahoma State (1983, 95, 2004, 05)

3 Texas (1994, 95, 2021, 23)

2 Texas A&M (1980, 87)

2 Kansas State (1977, 80)

1 Nebraska (1994)

KU'S ALL-TOURNAMENT SELECTIONS

BIG EIGHT

1979 David Magley
Paul Mokeski

1980 Darnell Valentine

1981 Darnell Valentine (M.O.P.)
Art Housey

1983 Kelly Knight

1984 Carl Henry
Calvin Thompson

1986 Danny Manning (M.O.P.)
Cedric Hunter

1987 Danny Manning (M.O.P.)

1992 Alonzo Jamison
Richard Scott
Rex Walters

1996 Raef LaFrentz
Ryan Robertson
Jacque Vaughn

BIG 12

1997 Paul Pierce (M.O.P.)
Raef LaFrentz
Jacque Vaughn

1998 Paul Pierce (M.O.P.)
Raef LaFrentz

1999 Jeff Boschee (M.O.P.)
Eric Chenowith

2002 Nick Collison
Drew Gooden

2004 Wayne Simien

2005 Wayne Simien

2006 Mario Chalmers (M.O.P.)
Julian Wright

2007 Brandon Rush
Julian Wright

2008 Brandon Rush (M.O.P.)
Mario Chalmers

2010 Sherron Collins (M.O.P.)
Cole Aldrich

2011 Marcus Morris (M.O.P.)
Markieff Morris

2013 Jeff Withey (M.O.P.)
Perry Ellis

2014 Andrew Wiggins

2015 Wayne Selden Jr.

2016 Devonte' Graham (M.O.P.)
Perry Ellis

2018 Malik Newman (M.O.P.)
Devonte' Graham

2019 Devon Dotson
Dedric Lawson

2022 Ochai Agbaji (M.O.P.)
Christian Braun

2023 Jalen Wilson
Dajuan Harris Jr.



KANSAS VS. OPPONENTS IN CONFERENCE POSTSEASON TOURNAMENT

*includes Big Eight Conference

BAYLOR (2-2)

L, 64-71 2009 quarters
L, 72-81 2012 semis
W, 62-52 2015 semis
W, 70-66 2016 semis

COLORADO (8-0)

W, 82-66 1978 first
W, 75-65 1980 first
W, 82-76 1991 first
W, 84-66 1992 first
W, 82-65 1993 first
W, 88-55 1996 first
W, 102-73 2002 quarters
W, 90-83 2011 semis

IOWA STATE (7-6)

W, 91-70 1979 first
L, 59-75 1985 semis
W, 73-71 1986 finals
W, 118-75 1990 first
L, 72-80 1995 semis
L, 55-56 1996 finals
W, 72-48 1997 semis
W, 89-74 2003 quarters
W, 88-73 2013 semis
L, 83-94 2014 semis
L, 66-70 2015 finals
L, 66-78 2019 finals
W, 71-58 2023 semis

KANSAS STATE (15-7)

L, 67-80 1977 semis
L, 76-87 1978 semis
L, 58-79 1980 finals
W, 80-68 1981 finals
L, 62-74 1982 first
W, 70-59 1984 semis
W, 74-51 1986 first
L, 54-69 1988 semis
L, 65-73 1989 first
L, 67-74 1993 semis
W, 73-52 1994 first
W, 90-45 1995 first
W, 61-55 1996 semis
W, 68-61 1998 quarters
W, 69-58 1999 semis
W, 84-60 2000 first
W, 94-63 2001 quarters
W, 80-67 2005 quarters
W, 67-61 2007 semis
W, 72-64 2010 finals
W, 70-54 2013 finals
W, 85-63 2016 quarters

MISSOURI (5-2)

W, 76-73 1979 semis
W, 80-71 1980 semis
W, 75-70 1981 semis
L, 65-67 1987 finals
W, 87-60 1997 finals
L, 63-68 2003 semis
W, 94-69 2004 quarters

NEBRASKA (6-1)

W, 61-58 1977 first
W, 74-69 1985 first
L, 83-87 1991 semis
W, 91-59 1998 semis
W, 69-50 1999 quarters
W, 79-65 2006 semis
W, 64-54 2008 quarters

OKLAHOMA (7-4)

L, 65-80 1979 finals
W, 87-77 1983 first
W, 79-78 1984 finals
W, 72-70 1986 semis
W, 82-77 1987 semis
L, 77-95 1990 semis
W, 85-67 1992 semis
W, 72-58 1998 finals
L, 57-62 2001 semis
L, 55-64 2002 finals
W, 64-47 2007 quarters

OKLAHOMA STATE (10-4)

W, 96-69 1981 first
L, 83-90 1983 semis
W, 75-58 1984 first
W, 67-58 1987 first
W, 74-58 1988 first
W, 66-57 1992 finals
L, 68-69 1994 semis
W, 74-59 1997 quarters
W, 53-37 1999 finals
L, 58-77 2000 quarters
L, 75-78 2005 semis
W, 63-62 2006 quarters
W, 63-62 2011 quarters
W, 77-70 ot 2014 quarters
W, 69-62 2021 quarters

TCU (2-1)

W, 64-59 2015 quarters
L, 82-85 2017 quarters
W, 75-62 2022 semis

TEXAS (5-2)

L, 60-64 2004 semis
W, 80-68 2006 finals
W, 88-84 ot 2007 finals
W, 84-74 2008 finals
W, 85-73 2011 finals
W, 65-57 2019 quarters
L, 56-76 2023 finals

TEXAS A&M (3-0)

W, 77-71 2008 semis
W, 79-66 2010 semis
W, 83-66 2012 quarters

TEXAS TECH (4-0)

W, 90-50 2002 semis
W, 80-68 2010 quarters
W, 91-63 2013 quarters
W, 74-65 2022 finals

WEST VIRGINIA (4-0)


W, 81-71 2016 finals
W, 88-74 2019 semis
W, 87-63 2022 quarters
W, 78-61 2023 quarters

HISTORY
ROCK CHALK JAYHAWK

2023-24 KANSAS BASKETBALL

Season-by-Season

YEAR	OVERALL		CONFERENCE		COACH	CAPTAIN(S)	CONFERENCE FINISH	POSTSEASON
	W	L	W	L				
1898-99	7	4	—	—	Dr. James Naismith	Will Sutton		
1899-1900	3	4	—	—	Dr. James Naismith	Herbert Owen		
1900-01	4	8	—	—	Dr. James Naismith	Fred Owens		
1901-02	5	7	—	—	Dr. James Naismith	C. A. Smith		
1902-03	7	8	—	—	Dr. James Naismith	Joe Alford		
1903-04	5	8	—	—	Dr. James Naismith	Harry Allen		
1904-05	5	6	—	—	Dr. James Naismith	C. J. Bliss, Ira J. Adams		
1905-06	12	7	—	—	Dr. James Naismith	M. B. Miller		
1906-07	7	8	—	—	Dr. James Naismith	M. B. Miller		
1907-08	18	6	6	0	Dr. F. C. Allen	George McCune	First	
1908-09	25	3	8	2	Dr. F. C. Allen	Earl Woodard	First	
1909-10	18	1	7	1	W. O. Hamilton	Tommy Johnson	First	
1910-11	12	6	9	3	W. O. Hamilton	Robert Heizer	First	
1911-12	11	7	6	2	W. O. Hamilton	George Stuckey	First	
1912-13	16	6	7	3	W. O. Hamilton	Charles Greenlees	Second	
1913-14	17	1	13	1	W. O. Hamilton	Ralph Sproull	First-Tie	
1914-15	16	1	13	1	W. O. Hamilton	R. A. Dunmire	First	
1915-16	6	12	5	11	W. O. Hamilton	Lawrence Cole	Fourth	
1916-17	12	8	9	7	W. O. Hamilton	Lawrence S. Nelson	Fourth	
1917-18	10	8	9	8	W. O. Hamilton	Rudolph Uhrlaub	Third	
1918-19	7	9	5	9	W. O. Hamilton	Kelsey Mathews	Fifth	
1919-20	11	7	9	7	Karl Schlademan & Dr. F.C. Allen	Arthur Lonborg	Third	
1920-21	10	8	10	8	Dr. F. C. Allen	Ernest Uhrlaub	Fourth	
1921-22	16	2	15	1	Dr. F. C. Allen	George Rody	First-Tie	Helms National Champions
1922-23	17	1	16	0	Dr. F. C. Allen	Paul Endacott	First	Helms National Champions
1923-24	16	3	15	1	Dr. F. C. Allen	Charles Black	First	
1924-25	17	1	15	1	Dr. F. C. Allen	Tusten Ackerman	First	
1925-26	16	2	16	2	Dr. F. C. Allen	Wilferd Belgard	First	
1926-27	15	2	10	2	Dr. F. C. Allen	Harold Schmidt	First	
1927-28	9	9	9	9	Dr. F. C. Allen	James Hill, Glenn Burton	Fourth	
1928-29	3	15	2	8	Dr. F. C. Allen	Forrest Cox	Fifth-Tie	
1929-30	14	4	7	3	Dr. F. C. Allen	Russell Thomson	Second	
1930-31	15	3	7	3	Dr. F. C. Allen	Tom Bishop	First	
1931-32	13	5	7	3	Dr. F. C. Allen	Ted O'Leary, Lee Page	First	
1932-33	13	4	8	2	Dr. F. C. Allen	William Johnson	First	
1933-34	16	1	9	1	Dr. F. C. Allen	Paul Harrington	First	
1934-35	15	5	12	4	Dr. F. C. Allen	Dick Wells	Second	
1935-36	21	2	10	0	Dr. F. C. Allen	Ray Ebling	First	Olympic Playoffs
1936-37	15	4	8	2	Dr. F. C. Allen	Paul Rogers, Ray Noble	First-Tie	
1937-38	18	2	9	1	Dr. F. C. Allen	Fred Pralle	First	
1938-39	13	7	6	4	Dr. F. C. Allen	Lyman Corlis	Third	
1939-40	19	6	8	2	Dr. F. C. Allen	Don Ebling, Dick Harp	First-Tie	NCAA (Second Place)
1940-41	12	6	7	3	Dr. F. C. Allen	Howard Engleman, John Kline, Bob Allen	First-Tie	
1941-42	17	5	8	2	Dr. F. C. Allen	Ralph Miller	First-Tie	NCAA Regionals
1942-43	22	6	10	0	Dr. F. C. Allen	John Buescher	First	
1943-44	17	9	5	5	Dr. F. C. Allen	Harold McSpadden	Third	
1944-45	12	5	7	3	Dr. F. C. Allen	Gordon Reynolds, Kirk Scott	Second	
1945-46	19	2	10	0	Dr. F. C. Allen	*T. P. Hunter	First	
1946-47	16	11	5	5	Dr. F. C. Allen & Howard Engleman	Charlie Black	Third-Tie	
1947-48	9	15	4	8	Dr. F. C. Allen	Otto Schnellbacher	Sixth-Tie	
1948-49	12	12	3	9	Dr. F. C. Allen	Bill Sapp	Sixth-Tie	
1949-50	14	11	8	4	Dr. F. C. Allen	Claude Houchin	First-Tie	
1950-51	16	8	8	4	Dr. F. C. Allen	Jerry Waugh	Second-Tie	
1951-52	28	3	11	1	Dr. F. C. Allen	Clyde Lovellette, Bill Lienhard, Bob Kenney, John Keller, Bill Houglund	First	NCAA Champions
1952-53	19	6	10	2	Dr. F. C. Allen	Dean Kelley	First	NCAA (Second Place)
1953-54	16	5	10	2	Dr. F. C. Allen	Al Kelley, B. H. Born	First-Tie	
1954-55	11	10	5	7	Dr. F. C. Allen	John Anderson	Fifth	
1955-56	14	9	6	6	Dr. F. C. Allen	Dallas Dobbs	Fifth	
1956-57	24	3	11	1	Dick Harp	Gene Elstun, John Parker	First	NCAA (Second Place)
1957-58	18	5	8	4	Dick Harp	None Elected	Second-Tie	
1958-59	11	14	8	6	Dick Harp	None Elected	Third-Tie	
1959-60	19	9	10	4	Dick Harp	None Elected	First-Tie	NCAA Regional Finals
1960-61	17	8	10	4	Dick Harp	Bill Bridges, Dee Ketchum	Second-Tie	
1961-62	7	18	3	11	Dick Harp	None Elected	Seventh-Tie	
1962-63	12	13	5	9	Dick Harp	Nolen Ellison	Sixth-Tie	
1963-64	13	12	8	6	Dick Harp	Harry Gibson, Al Correll	Third	
1964-65	17	8	9	5	Ted Owens	David Schichtle	Second	
1965-66	23	4	13	1	Ted Owens	Delvy Lewis, Riney Lochmann	First	NCAA Regional Finals
1966-67	23	4	13	1	Ted Owens	Ron Franz	First	NCAA Regionals
1967-68	22	8	10	4	Ted Owens	Rodger Bohnenstiehl	Second	NIT (Second Place)
1968-69	20	7	9	5	Ted Owens	Bruce Sloan, Jo Jo White	Second-Tie	NIT



Season-by-Season

HISTORY

ROCK CHALK JAYHAWK

YEAR	OVERALL		CONFERENCE		COACH	CAPTAIN(S)	CONFERENCE FINISH	POSTSEASON
	W	L	W	L				
1969-70	.17	.9	.8	.6	Ted Owens	Chester Lawrence	Second	
1970-71	.27	.3	.14	.0	Ted Owens	Pierre Russell	First	NCAA (Fourth Place)
1971-72	.11	.15	.7	.7	Ted Owens	Bud Stallworth	Fourth-Tie	
1972-73	.8	.18	.4	.10	Ted Owens	Wilson Barrow	Sixth-Tie	
1973-74	.23	.7	.13	.1	Ted Owens	Tom Kivisto, Dave Taynor	First	NCAA (Fourth Place)
1974-75	.19	.8	.11	.3	Ted Owens	Danny Knight, Dale Greenlee	First	NCAA Regionals
1975-76	.13	.13	.6	.8	Ted Owens	Norman Cook	Fourth-Tie	
1976-77	.18	.10	.8	.6	Ted Owens	Ken Koenigs	Fourth	
1977-78	.24	.5	.13	.1	Ted Owens	Ken Koenigs, John Douglas	First	NCAA Regionals
1978-79	.18	.11	.8	.6	Ted Owens	Paul Mokeski, Brad Sanders	Second-Tie	
1979-80	.15	.14	.7	.7	Ted Owens	Randolph Carroll, Mac Stallcup	Third-Tie	
1980-81	.24	.8	.9	.5	Ted Owens	Darnell Valentine, Tony Guy	Second-Tie	Big 8 Postseason Champs/NCAA Regional Semifinals
1981-82	.13	.14	.4	.10	Ted Owens	Tony Guy, David Magley	Seventh	
1982-83	.13	.16	.4	.10	Ted Owens	Jeff Dishman, Mark Summers	Seventh-Tie	
1983-84	.22	.10	.9	.5	Larry Brown	Carl Henry, Kelly Knight, Brian Martin	Second	Big 8 Postseason Champs/NCAA Regionals
1984-85	.26	.8	.11	.3	Larry Brown	Tad Boyle	Second	NCAA Regionals
1985-86	.35	.4	.13	.1	Larry Brown	Mark Turgeon, Greg Dreiling	First	Big 8 Postseason Champs/NCAA Semifinals
1986-87	.25	.11	.9	.5	Larry Brown	Mark Turgeon, Cedric Hunter	Second-Tie	NCAA Regionals
1987-88	.27	.11	.9	.5	Larry Brown	Archie Marshall, Danny Manning, Chris Piper	Third	NCAA Champions
1988-89	.19	.12	.6	.8	Roy Williams	Milt Newton, Scooter Barry	Sixth	
1989-90	.30	.5	.11	.3	Roy Williams	Kevin Pritchard, Rick Calloway	Second-Tie	NCAA Regionals
1990-91	.27	.8	.10	.4	Roy Williams	Jeff Gueldner, Freeman West Terry Brown, Mike Maddox	First-Tie	NCAA Finals (Second Place)
1991-92	.27	.5	.11	.3	Roy Williams	Mark Randall, Kirk Wagner Alonzo Jamison, Malcolm Nash	First	Big 8 Postseason Champs/NCAA Regionals
1992-93	.29	.7	.11	.3	Roy Williams	David Johanning, Lane Czaplinski Adonis Jordan, Eric Pauley, Rex Walters	First	NCAA Semifinals
1993-94	.27	.8	.9	.5	Roy Williams	Patrick Richey, Richard Scott Steve Woodberry, Blake Weichbrodt	Third	NCAA Regional Semifinals
1994-95	.25	.6	.11	.3	Roy Williams	Greg Gurley, Scott Novosel, Greg Ostertag	First	NCAA Regional Semifinals
1995-96	.29	.5	.12	.2	Roy Williams	Sean Pearson, Calvin Rayford, T.J. Whitley	First	NCAA Regional Finals
1996-97	.34	.2	.15	.1	Roy Williams	Jerod Haase, Scot Pollard Jacque Vaughn, B.J. Williams	First	Big 12 Postseason Champs/NCAA Regional Semifinals
1997-98	.35	.4	.15	.1	Roy Williams	Raef LaFrentz, C.B. McGrath, Billy Thomas	First	Big 12 Postseason Champs/NCAA Regionals
1998-99	.23	.10	.11	.5	Roy Williams	Jelani Janisse, Chris Martin T.J. Pugh, Ryan Robertson	Second-Tie	Big 12 Postseason Champs/NCAA Regionals
1999-2000	.24	.10	.11	.5	Roy Williams	Nick Bradford, Lester Earl Ashante Johnson, Terry Nooner	Fifth	NCAA Regionals
2000-01	.26	.7	.12	.4	Roy Williams	Eric Chenowith, Kenny Gregory	Second-Tie	NCAA Regional Semifinals
2001-02	.33	.4	.16	.0	Roy Williams	Jeff Boschee, Jeff Carey	First	NCAA Semifinals
2002-03	.30	.8	.14	.2	Roy Williams	Nick Collison, Kirk Hinrich	First	NCAA Finals (Second Place)
2003-04	.24	.9	.12	.4	Bill Self	Bryant Nash, Jeff Graves	Second-Tie	NCAA Regional Finals
2004-05	.23	.7	.12	.4	Bill Self	Keith Langford, Michael Lee Aaron Miles, Wayne Simien	First-Tie	NCAA First Round
2005-06	.25	.8	.13	.3	Bill Self	Jeff Hawkins, Christian Moody Stephen Vinson	First-Tie	Big 12 Postseason Champs/NCAA First Round
2006-07	.33	.5	.14	.2	Bill Self	Russell Robinson	First	Big 12 Postseason Champs/NCAA Regional Finals
2007-08	.37	.3	.13	.3	Bill Self	Jeremy Case, Darnell Jackson, Sasha Kaun Russell Robinson, Rodrick Stewart	First-Tie	Big 12 Postseason Champs/NCAA Champions
2008-09	.27	.8	.14	.2	Bill Self	Sherron Collins, Cole Aldrich	First	NCAA Regional Semifinals
2009-10	.33	.3	.15	.1	Bill Self	Sherron Collins, Cole Aldrich	First	Big 12 Postseason Champs/NCAA Second Round
2010-11	.35	.3	.14	.2	Bill Self	Tyrel Reed, Brady Morningstar, Mario Little	First	Big 12 Postseason Champs/NCAA Regional Finals
2011-12	.32	.7	.16	.2	Bill Self	Thomas Robinson, Tyshawn Taylor	First	NCAA Finals (Second Place)
2012-13	.31	.6	.14	.4	Bill Self	Elijah Johnson, Travis Releford, Jeff Withey	First-Tie	Big 12 Postseason Champs/NCAA Regional Semifinals
2013-14	.25	.10	.14	.4	Bill Self		First	NCAA Third Round
2014-15	.27	.9	.13	.5	Bill Self		First	NCAA Third Round
2015-16	.33	.5	.15	.3	Bill Self		First	Big 12 Postseason Champs/NCAA Regional Finals
2016-17	.31	.5	.16	.2	Bill Self		First	NCAA Regional Finals
2017-18	.16	.8	.6	.5	Bill Self			
2018-19	.26	.10	.12	.6	Bill Self		Third	NCAA Second Round
2019-20	.28	.3	.17	.1	Bill Self		First	Postseason Big 12/NCAA Championships canceled due to Coronavirus Outbreak
2020-21	.21	.9	.12	.6	Bill Self		Second	NCAA Second Round
2021-22	.34	.6	.14	.4	Bill Self		First	Big 12 Postseason Champs/NCAA Champions
2022-23	.28	.8	.15	.3	Bill Self		First	NCAA Second Round
Overall Total	2,370-885 (.728)							
Conference Total	1,164-455 (.718)							

*Schlademan coached season's first game before Allen took over. *Elected posthumously in 1946. Killed in Guam during World War II on July 21, 1944, while fighting with the Ninth Marines as a first lieutenant.†Engleman finished out season as head coach when Allen was ordered to take a rest after the 13th game because of a head injury.

KU'S RECORD BY DECADE, SITE

YEARS	OVERALL	HOME	AWAY	NEUTRAL	YEARS	OVERALL	HOME	AWAY	NEUTRAL
1899	7-4 (.636)	4-0 (1.000)	3-4 (.429)	0-0 (.000)	1970-79	178-99 (.643)	113-24 (.825)	41-55 (.427)	24-20 (.545)
1900-09	91-65 (.583)	39-16 (.709)	50-48 (.510)	2-1 (.667)	1980-89	219-108 (.669)	126-23 (.846)	49-63 (.438)	44-22 (.667)
1910-19	125-59 (.679)	74-22 (.771)	50-36 (.581)	1-1 (.500)	1990-99	286-60 (.827)	137-10 (.932)	73-29 (.716)	76-21 (.784)
1920-29	130-50 (.722)	61-20 (.753)	68-27 (.716)	1-3 (.250)	2000-09	282-69 (.803)	150-9 (.943)	68-31 (.687)	64-29 (.688)
1930-39	153-37 (.805)	77-8 (.906)	60-25 (.706)	16-4 (.800)	2010-19	287-68 (.808)	160-8 (.952)	68-36 (.653)	71-24 (.747)
1940-49	155-77 (.668)	73-17 (.811)	55-46 (.545)	27-14 (.659)	2020-present	111-26 (.810)	52-4 (.928)	27-14 (.658)	22-6 (.785)
1950-59	171-74 (.698)	79-16 (.832)	58-44 (.569)	34-14 (.708)	Totals	2,370-885 (.728)	1,206-207 (.853)	729-503 (.591)	416-174 (.705)
1960-69	173-91 (.655)	76-30 (.717)	60-45 (.571)	37-16 (.698)					

HOME games are contests played in Lawrence only and from 2007-18 one game in K.C. that is a part of the season ticket package. AWAY games are those played in city of opponent. NEUTRAL games include games played in Kansas City, except when Kansas played Rockhurst College, the Kansas City Athletic Club or the Kansas City YMCA (those counted as AWAY games).

2023-24 KANSAS BASKETBALL Television History

AXSTV											
Date	Game	Site	Result								
11/28/13	&Wake Forest	N	W, 87-78								
CBS											
Date	Game	Site	Result								
3/18/23	#Arkansas	N	L, 71-72	3/27/03	#Duke	N	W, 69-65	2/9/85	Memphis State	H	W, 75-71
2/11/23	Oklahoma	A	W, 78-55	3/22/03	#Arizona State	N	W, 108-76	1/27/85	Michigan	A	L, 77-96
1/21/23	TCU	H	L, 60-83	3/20/03	#Utah State	N	W, 64-61	1/19/85	Oklahoma	A	L, 76-87
12/31/22	Oklahoma State	H	W, 69-67	3/9/03	Missouri	A	W, 79-74	11/26/83	Houston	A	L, 76-91
3/27/22	#Miami (FL)	N	W, 76-50	2/23/03	Oklahoma	A	L, 70-77				
3/19/22	#Creighton	N	W, 79-72	1/25/03	Arizona	H	L, 74-91				
2/12/22	Oklahoma	H	W, 71-69	12/21/02	UCLA	H	W, 87-70				
1/15/22	West Virginia	H	W, 85-59	12/7/02	Oregon	N	L, 78-84				
3/22/21	USC	N	L, 51-85	3/30/02	#Maryland	N	L, 88-97				
2/6/21	West Virginia	A	L, 79-91	3/24/02	#Oregon	N	W, 104-86				
1/9/21	Oklahoma	H	W, 63-59	3/22/02	#Illinois	N	W, 73-69				
2/29/20	Kansas State	A	W, 62-58	3/16/02	#Stanford	N	W, 86-63				
1/8/20	Baylor	H	L, 55-67	3/14/02	#Holy Cross	N	W, 70-59				
3/2/19	Oklahoma State	A	W, 72-67	3/3/02	Missouri	A	W, 95-92				
2/2/19	Texas Tech	H	W, 79-63	2/24/02	Nebraska	A	W, 88-87				
3/25/18	#Duke	N	W, 85-81 (ot)	1/12/02	UCLA	A	L, 77-87				
3/23/18	#Clemson	N	W, 80-76	12/1/01	Arizona	A	W, 105-97				
2/10/18	Baylor	A	L, 64-80	3/23/01	#Illinois	N	L, 64-80				
2/3/18	Oklahoma State	H	L, 79-84	3/18/01	#Syracuse	N	W, 87-58				
3/23/17	#Purdue	N	W, 98-66	3/16/01	#CS Northridge	N	W, 99-75				
3/19/17	#Michigan State	N	W, 90-70	3/4/01	Missouri	H	W, 75-59				
2/18/17	Baylor	A	W, 67-65	2/17/01	lowa State	A	L, 71-79				
1/21/17	Texas	H	W, 79-67	2/3/01	Texas	H	W, 82-66				
3/26/16	#Villanova	N	L, 59-64	12/23/00	Ohio State	A	W, 69-68				
3/24/16	#Maryland	N	W, 79-63	3/19/00	#Duke	N	L, 64-69				
3/19/16	#Connecticut	N	W, 73-61	3/17/00	#DePaul	N	W, 81-77 (ot)				
1/2/16	Baylor	H	W, 102-74	3/5/00	Missouri	H	W, 83-82				
3/22/15	#Wichita State	N	L, 65-78	3/14/99	#Kentucky	N	L, 88-92 (ot)				
3/20/15	#New Mexico State	N	W, 75-56	3/12/99	#Evansville	N	W, 95-74				
2/14/15	Baylor	H	W, 74-64	2/28/99	lowa State	A	L, 50-52				
1/24/15	Texas	A	W, 75-62	1/24/99	Missouri	H	L, 63-71				
1/4/15	UNLV	H	W, 76-61	12/19/98	Illinois	N	W, 65-55				
3/23/14	Stanford	N	L, 57-60	3/15/98	#Rhode Island	N	L, 75-80				
1/18/14	Oklahoma State	H	W, 80-78	3/13/98	#Prairie View A&M	N	W, 110-52				
1/4/14	San Diego State	H	L, 57-61	2/18/98	Missouri	H	W, 80-70				
3/24/13	#North Carolina	N	W, 70-58	1/17/98	Kansas State	H	W, 69-62				
3/2/13	West Virginia	H	W, 91-65	1/10/98	Texas	A	W, 102-72				
1/19/13	Texas	A	W, 64-59	3/21/97	#Arizona	N	L, 82-85				
1/16/13	Temple	H	W, 69-62	3/15/97	#Purdue	N	W, 75-61				
12/22/12	Ohio State	A	W, 74-66	3/13/97	#Jackson State	N	W, 78-64				
4/2/12	#Kentucky	N	L, 59-67	3/9/97	Missouri	N	W, 87-60				
3/31/12	#Ohio State	N	W, 64-62	2/9/97	lowa State	A	W, 69-62				
3/25/12	#North Carolina	N	W, 80-67 (ot)	1/19/97	Connecticut	A	W, 73-65				
2/25/12	Missouri	H	W, 87-86	12/7/96	UCLA	A	W, 96-83				
1/21/12	Texas	A	W, 69-66	3/24/96	#Syracuse	N	L, 57-60				
3/27/11	#VCU	N	L, 61-71	3/22/96	#Arizona	N	W, 83-80				
3/5/11	Missouri	A	W, 70-66	3/17/96	#Santa Clara	N	W, 76-51				
1/22/11	Texas	H	L, 63-74	3/15/96	#S.C. State	N	W, 92-54				
1/9/11	Michigan	A	W, 67-60 (ot)	3/10/96	lowa State	N	L, 55-56				
3/20/10	#Northern Iowa	N	L, 67-69	1/22/96	Nebraska	A	W, 88-73				
3/18/10	#Lehigh	N	W, 90-74	12/16/95	Indiana	N	W, 91-83				
3/6/10	Missouri	A	W, 77-56	12/2/95	UCLA	H	W, 85-70				
2/27/10	Oklahoma State	A	L, 77-85	3/24/95	#Virginia	N	L, 58-67				
1/10/10	Tennessee	A	L, 68-76	3/18/95	#W. Kentucky	N	W, 75-70				
3/27/09	#Michigan State	N	L, 62-67	3/16/95	#Colgate	N	W, 82-68				
3/22/09	#Dayton	N	W, 60-43	1/28/95	Connecticut	N	W, 88-59				
3/20/09	#North Dakota St.	N	W, 84-74	12/17/94	Indiana	A	L, 61-80				
3/7/09	Texas	H	W, 83-73	3/24/94	#Purdue	N	L, 78-83				
3/1/09	Missouri	H	W, 90-65	3/19/94	#Wake Forest	N	W, 69-58				
1/10/09	Michigan State	A	L, 62-75	3/17/94	#Chattanooga	N	W, 102-73				
4/7/08	#Memphis	N	W, 75-68 (ot)	4/3/93	#North Carolina	N	L, 68-78				
4/5/08	#North Carolina	N	W, 84-66	3/27/93	#Indiana	N	W, 83-77				
3/30/08	#Davidson	N	W, 59-57	3/25/93	#California	N	W, 93-76				
3/28/08	#Villanova	N	W, 72-57	3/20/93	#BYU	N	W, 90-76				
3/22/08	#UNLV	N	W, 75-56	3/18/93	#Ball State	N	W, 94-72				
3/20/08	#Portland State	N	W, 85-61	12/5/92	Indiana	N	W, 74-69				
3/8/08	Texas A&M	A	W, 72-55	3/22/92	#UTEP	N	L, 60-66				
2/23/08	Oklahoma State	A	L, 60-61	3/20/92	#Howard	N	W, 100-67				
3/24/07	#UCLA	N	L, 68-55	4/1/91	#Duke	N	L, 65-72				
3/22/07	#Southern Illinois	N	W, 61-58	3/30/91	#North Carolina	N	W, 79-73				
3/18/07	#Kentucky	N	W, 88-76	3/23/91	#Arkansas	N	W, 93-81				
3/16/07	#Niagara	N	W, 107-67	3/21/91	#Indiana	N	W, 83-65				
3/3/07	Texas	H	W, 90-86	3/16/91	#Pittsburgh	N	W, 77-66				
1/7/07	South Carolina	A	W, 70-54	3/14/91	#New Orleans	N	W, 54-49				
12/23/06	Boston College	H	W, 84-66	3/18/90	#UCLA	N	L, 70-71				
3/17/06	#Bradley	N	L, 73-77	3/16/90	#Robert Morris	N	W, 79-71				
2/18/06	Missouri	H	W, 79-46	2/18/89	Duke	A	L, 77-102				
2/5/06	Oklahoma	H	W, 59-58	4/4/88	#Oklahoma	N	W, 83-79				
3/6/05	Missouri	A	L, 72-68	4/2/88	#Duke	N	W, 66-59				
2/27/05	Oklahoma State	H	W, 81-79	3/27/88	#Kansas State	N	W, 71-58				
1/9/05	Kentucky	A	W, 65-59	3/25/88	#Vanderbilt	N	W, 77-64				
3/28/04	#Georgia Tech	N	L, 71-79 (ot)	3/20/88	#Murray State	N	W, 61-58				
3/26/04	#UAB	N	W, 100-74	3/18/88	#Xavier	N	W, 85-72				
3/21/04	#Pacific	N	W, 78-63	2/20/88	Duke	H	L, 70-74 (ot)				
3/19/04	Illinois-Chicago	N	W, 77-53	3/19/87	#Georgetown	N	L, 57-70				
3/7/04	Missouri	A	W, 84-82	3/15/87	#SMS	N	W, 67-63				
2/29/04	Oklahoma	H	W, 79-58	3/13/87	#Houston	N	W, 68-65				
4/7/03	#Syracuse	N	L, 78-81	2/21/87	St. John's	A	W, 62-60				
4/5/03	#Marquette	N	W, 94-61	3/29/86	#Duke	N	L, 67-71				
3/29/03	#Arizona	N	W, 78-75	3/23/86	#N.C. State	N	W, 75-67				
				3/21/86	#Michigan State	N	W, 96-86				
				3/15/86	#Temple	N	W, 65-43				
				3/13/86	#N.C. A&T	N	W, 71-46				
				12/7/85	N.C. State	N	W, 69-62				
				3/16/85	#Auburn	N	L, 64-66				
				3/14/85	#Ohio	N	W, 49-38				
ABC											
Date	Game	Site	Result								
2/13/21	Iowa State	A	W, 64-50 1								
2/29/19	Stanford	A	W, 72-56								
2/14/09	Kansas State	A	W, 85-74								
2/7/09	Oklahoma State	H	W, 78-67								
1/17/09	Colorado	A	W, 73-56								
2/2/08	Colorado	A	W, 72-59								
2/10/07	Missouri	A	W, 92-74								
1/28/06	Iowa State	A	W, 95-85								
2/19/05	Iowa State	H	L, 61-63 (ot)								
2/15/04	Nebraska	A	L, 55-74								
3/1/03	Oklahoma State	H	W, 79-61								
12/28/02	California	N	W, 80-67								
1/19/02	Oklahoma	H	W, 74-67								
2/25/01	Nebraska	A	W, 78-74								
1/13/01	Oklahoma	A	W, 69-61								
2/20/00	Oklahoma	H	W, 53-50								

Television History

12/5/14.	Florida.	H	W, 71-65
11/30/14.	Michigan State.	N	W, 61-56
11/28/14.	Tennessee.	N	W, 82-67
11/18/14.	Kentucky.	N	L, 40-72
3/8/14.	West Virginia.	A	L, 86-92
3/1/14.	Oklahoma State.	A	L, 65-72
2/24/14.	Oklahoma.	H	W, 83-75
2/10/14.	Kansas State.	A, L	82-85 (ot)
2/8/14.	West Virginia.	H	W, 83-69
2/1/14.	Texas.	A	L, 69-81
1/20/14.	Baylor.	H	W, 78-68
1/13/14.	Iowa State.	A	W, 77-70
1/11/14.	Kansas State.	H	W, 86-60
12/30/13.	Toledo.	H	W, 93-83
12/21/13.	Georgetown.	H	W, 86-64
12/10/13.	Florida.	A	L, 61-67
11/22/13.	Towson.	H	W, 88-58
11/19/13.	Iona.	H	W, 86-66
11/12/13.	Duke.	N	W, 94-83
11/8/13.	Louisiana at Monroe.	H	W, 80-63
3/16/13.	\$Kansas State.	N	W, 70-54
3/9/13.	Baylor.	A	L, 58-81
2/25/13.	Iowa State.	A	W, 108-96 (ot)
2/16/13.	Texas.	H	W, 73-47
2/11/13.	Kansas State.	H	W, 83-62
2/9/13.	Oklahoma.	A	L, 66-72
1/28/13.	West Virginia.	A	W, 61-56
1/26/13.	Oklahoma.	H	W, 67-54
1/14/13.	Baylor.	H	W, 61-44
11/13/12.	Michigan State.	N	L, 64-67
3/3/12.	Texas.	A	W, 73-63
2/27/12.	Oklahoma State.	A	W, 70-58
2/13/12.	Kansas State.	A	W, 59-53
2/4/12.	Missouri.	A	L, 71-74
1/28/12.	Iowa State.	A	L, 64-72
1/23/12.	Texas A&M.	H	W, 64-54
1/16/12.	Baylor.	H	W, 92-74
12/10/11.	Ohio State.	H	W, 78-67
11/23/11.	Duke.	N	L, 61-68
11/22/12.	UCLA.	N	W, 72-56
11/15/11.	Kentucky.	N	L, 65-75
3/12/11.	\$Texas.	N	W, 85-73
2/26/11.	Oklahoma.	A	W, 82-70
2/21/11.	Oklahoma St.	H	W, 92-65
2/19/11.	Colorado.	H	W, 89-63
2/14/11.	Kansas State.	A	L, 68-84
2/7/11.	Missouri.	H	W, 103-86
1/29/11.	Kansas St.	H	W, 90-66
1/17/11.	Baylor.	A	W, 85-65
12/18/10.	USC.	H	W, 70-68
12/7/10.	Memphis.	N	W, 81-68
3/13/10.	\$Kansas State.	N	W, 72-64
2/22/10.	Oklahoma.	H	W, 81-68
2/15/10.	Texas A&M.	A	W, 59-54
2/8/10.	Texas.	A	W, 80-68
1/30/10.	Kansas State.	A, W	81-79 (ot)
1/25/10.	Missouri.	H	W, 84-65
1/23/10.	Iowa State.	A	W, 84-61
12/19/09.	Michigan.	H	W, 75-64
12/12/09.	LaSalle.	N	W, 90-65
11/17/09.	Memphis.	N	W, 57-55
2/23/09.	Oklahoma.	A	W, 87-78
2/9/09.	Missouri.	A	L, 60-62
2/1/09.	Baylor.	A	W, 75-65
1/24/09.	Iowa State.	A	W, 82-67
1/19/09.	Texas A&M.	H	W, 73-53
1/3/09.	Tennessee.	H	W, 92-85
12/13/08.	Massachusetts.	N	L, 60-61
3/16/08.	\$Texas.	N	W, 84-74
3/3/08.	Texas Tech.	H	W, 109-51
3/1/08.	Kansas State.	H	W, 88-74
2/27/08.	Iowa State.	A	W, 75-64
2/11/08.	Texas.	A	L, 69-72
2/4/08.	Missouri.	H	W, 90-71
1/23/08.	Iowa State.	H	W, 83-59
1/14/08.	Oklahoma.	H	W, 85-55
1/12/08.	Nebraska.	A	W, 79-58
1/5/08.	Boston College.	A	W, 85-60
12/18/07.	Georgia Tech.	A	W, 71-66
12/8/07.	Depaul.	H	W, 84-66
11/25/07.	Arizona.	H, W	76-72 (ot)
2/26/07.	Oklahoma.	A	W, 67-65
2/24/07.	Iowa State.	H	W, 89-52
2/19/07.	Kansas State.	A	W, 71-62
1/20/07.	Texas Tech.	A	L, 69-64
1/15/07.	Missouri.	H	W, 80-77
1/13/07.	Iowa State.	A, W	68-64 (ot)
3/12/06.	\$Texas.	N	W, 80-68
2/25/06.	Texas.	A	L, 55-80
2/13/06.	Oklahoma State.	A	W, 64-49
1/28/06.	Iowa State.	A	W, 95-85
1/21/06.	Nebraska.	H	W, 96-54
1/16/06.	Missouri.	A	L, 86-89
1/7/06.	Kentucky.	H	W, 73-46
12/10/05.	California.	N	W, 69-56

12/6/05.	Saint Joseph's.	N	L, 67-70
11/21/05.	Arizona.	N	L, 49-61
3/12/05.	\$Oklahoma State.	N	L, 78-75
3/11/05.	\$Kansas State.	N	W, 80-67
2/21/05.	Oklahoma.	A	L, 71-63
2/5/05.	Nebraska.	A	W, 78-65
1/31/05.	Missouri.	H	W, 73-61
1/22/05.	Villanova.	A	L, 83-62
1/1/05.	Georgia Tech.	H	W, 70-68 (ot)
12/9/04.	TCU.	H	W, 93-74
2/23/04.	Texas.	A	L, 67-82
2/9/04.	Oklahoma State.	A	L, 60-80
2/2/04.	Missouri.	H	W, 65-56
1/17/04.	Texas A&M.	A	W, 71-65
1/5/04.	Colorado.	A	W, 77-62
1/2/04.	Villanova.	H	W, 86-79
12/13/03.	Oregon.	N	W, 77-67
11/25/03.	Michigan State.	H	W, 81-74
3/3/03.	Texas Tech.	A	W, 65-56
2/3/03.	Missouri.	H	W, 76-70
2/1/03.	Nebraska.	A	W, 81-51
1/27/03.	Texas.	H	W, 90-87
1/6/03.	Iowa State.	A	W, 83-54
11/27/02.	North Carolina.	N	L, 56-67
11/19/02.	Holy Cross.	H	W, 81-57
3/10/02.	\$Oklahoma.	N	L, 55-64
2/18/02.	Iowa State.	H	W, 102-66
2/11/02.	Texas.	A, W	110-103 (ot)
1/25/02.	Missouri.	H	W, 105-73
12/4/01.	Wake Forest.	H	W, 83-76
11/21/01.	Seton Hall.	N	W, 80-62
2/5/01.	Iowa State.	H	L, 77-79
1/29/01.	Missouri.	A	L, 66-75
1/22/01.	Colorado.	A	W, 85-75
12/16/00.	Tulsa.	H	W, 92-69
12/12/00.	DePaul.	A	W, 75-69
12/7/00.	Wake Forest.	A	L, 53-84
11/10/00.	St. John's.	N	W, 82-74
2/28/00.	Texas.	A	L, 54-68
2/7/00.	Oklahoma State.	A	L, 53-86
2/3/00.	Iowa.	A	L, 69-77
1/24/00.	Colorado.	H	W, 89-74
1/17/00.	Texas A&M.	A	W, 78-57
12/18/99.	Illinois.	N	L, 70-84
12/16/99.	Ohio State.	H	W, 80-67
12/7/99.	Michigan State.	N	L, 54-66
11/27/99.	Georgia Tech.	N	W, 84-70
11/26/99.	Xavier.	N	W, 111-70
11/25/99.	Georgia.	N	W, 88-78
3/7/99.	\$Oklahoma State.	N	W, 53-37
2/22/99.	Oklahoma State.	H	W, 67-66 (ot)
2/1/99.	Kansas State.	A	W, 69-46
1/18/99.	Texas.	H	W, 76-67
1/11/99.	Missouri.	A	W, 73-61
12/23/98.	Saint Louis.	A	L, 64-78
12/17/98.	DePaul.	H	W, 74-66
12/8/98.	Iowa.	H	L, 81-85
12/1/98.	Kentucky.	N	L, 45-63
11/27/98.	UNLV.	N	W, 78-50
3/8/98.	\$Oklahoma.	N	W, 72-58
2/23/98.	Oklahoma.	H	W, 80-73
2/16/98.	Colorado.	A	W, 81-72
1/19/98.	Missouri.	A	L, 73-74
1/3/98.	Nebraska.	H	W, 96-76
12/30/97.	Hawaii.	A	L, 65-76
12/29/97.	Vanderbilt.	N	W, 89-82
12/28/97.	Ohio State.	N	W, 69-56
12/10/97.	Massachusetts.	H	W, 73-71
12/2/97.	Arizona.	N	W, 90-87
11/28/97.	Florida State.	N	W, 74-58
11/26/97.	Arizona State.	N	W, 90-88 (ot)
11/21/97.	UNLV.	H	W, 92-68
2/24/97.	Oklahoma.	A	W, 70-68
2/17/97.	Missouri.	H	W, 79-67
1/13/97.	Iowa State.	H	W, 80-67
1/6/97.	Texas.	H	W, 86-61
1/4/97.	Kansas State.	A	W, 62-59
12/11/96.	G. Washington.	H	W, 85-56
12/4/96.	Cincinnati.	N	W, 72-65
11/27/96.	Virginia.	N	W, 80-63
11/26/96.	California.	N	W, 85-67
11/25/96.	LSU.	N	W, 82-53
2/26/96.	Missouri.	H	W, 87-65
2/19/96.	Nebraska.	H	W, 81-71
1/22/96.	Oklahoma.	H	W, 72-66
1/11/96.	Florida.	A	W, 69-54
1/8/96.	Oklahoma State.	A	W, 76-61
12/22/95.	Temple.	N	L, 66-75 (ot)
11/29/95.	Virginia.	N	W, 72-66
2/20/95.	Oklahoma.	A	L, 73-76
2/6/95.	Oklahoma State.	A	L, 69-79
1/23/95.	Nebraska.	H	W, 84-67
1/9/95.	Missouri.	A	W, 102-89
12/7/94.	Florida.	H	W, 69-63
3/3/94.	Iowa State.	H	W, 97-79



1/31/94.	Missouri.	A	L, 67-79
1/17/94.	Kansas State.	H	L, 64-68
1/10/94.	Oklahoma.	H	W, 94-84
12/18/93.	Georgia.	N	W, 89-79
12/4/93.	DePaul.	A	W, 79-74
12/1/93.	Temple.	H	L, 59-73
11/26/93.	%Massachusetts.	N	W, 86-75
11/24/93.	%Minnesota.	N	W, 75-71
11/19/93.	%California.	H	W, 73-56
2/22/93.	Iowa State.	A	L, 71-75
2/1/93.	Missouri.	H	W, 86-69
1/18/93.	Kansas State.	A	W, 71-65
1/16/93.	Louisville.	A	W, 98-77
1/11/93.	Oklahoma.	A	W, 96-85
12/1/92.	Georgia.	H	W, 76-65
3/2/92.	Oklahoma State.	H	W, 77-64
2/24/92.	Oklahoma.	H	W, 84-65
2/3/92.	Kansas State.	H	W, 80-58
1/13/92.	Missouri.	A, W	92-80 (ot)
12/14/91.	DePaul.	H	W, 104-75
12/6/91.	Iowa State.	H	W, 88-57
2/12/91.	Missouri.	A	W, 74-70
1/29/91.	Kansas State.	A	W, 78-69
1/8/91.	Oklahoma.	A	L, 82-88
12/8/90.	Kentucky.	A	L, 71-88
2/27/90.	Oklahoma.	A	L, 78-100
2/13/90.	Missouri.	H	L, 71-77
1/4/90.	Wichita State.	A	W, 93-66
11/24/89.	%St. John's.	N	W, 66-57
11/22/89.	%UNLV.	N	W, 91-77
2/15/89.	Oklahoma.	H, L	89-94 (ot)
2/1/89.	Missouri.	H	L, 66-91
1/12/89.	Miami, Fla.	A	L, 86-87
1/12/88.	Seton Hall.	N	L, 81-92
11/26/88.	California.	N	W, 86-71
11/25/88.	Alaska.	A	W, 94-81
3/5/88.	Oklahoma State.	H	W, 75-57
2/27/88.	Missouri.	A	W, 82-77
2/24/88.	Oklahoma.	A	L, 87-95
2/18/88.	Kansas State.	A	W, 64-63
1/20/87.	*Missouri.	H	W, 71-70
1/15/87.	*Oklahoma.	A	L, 74-76
1/8/87.	*Temple.	H	W, 67-64
2/24/86.	Oklahoma.	A	W, 87-80
12/14/86.	Kentucky.	H	W, 83-66

ESPN2 Date	Game	Site	Result
1/10/23.	Oklahoma.	H	W, 79-75
1/3/23.	Texas Tech.	A	W, 75-72
12/22/22.	Harvard.	H	W, 68-54
12/17/22.	Indiana.	H	W, 84-62
3/1/22.	\$TCU.	N	W, 75-62
1/8/22.	Texas Tech.	A	L, 75-67
1/4/22.	Oklahoma State.	A	W, 74-63
1/2/21.	Texas.	H	L, 84-59
12/22/20.	West Virginia.	H	W, 79-65
12/11/20.	Omaha.	H	W, 95-50
2/8/20.	TCU.	A	W, 60-46
1/27/20.	Oklahoma State.	A	W, 65-50
1/21/20.	Kansas State.	H	W, 81-60
12/7/19.	Colorado.	H	W, 72-58
3/15/19.	\$West Virginia.	N	W, 88-74
3/4/19.	\$Texas.	N	W, 65-57
3/5/19.	Oklahoma.	A	L, 68-81
1/9/19.	TCU.	H	W, 77-68
1/5/19.	Iowa State.	A	L, 60-77
1/2/19.	Oklahoma.	H	W, 70-63
12/22/18.	Arizona State.	A	L, 76-80
12/8/18.	New Mexico State.	H	W, 63-60
11/23/18.	Tennessee.	N	W, 87-82 (ot)
11/21/18.	Marquette.	N	W, 77-68
11/12/18.	Vermont.	H	W, 84-68
3/8/18.	\$Oklahoma State.	N	W, 82-68
2/13/18.	Iowa State.	A	W, 83-77
2/6/18.	TCU.	H	W, 71-64
1/9/18.	Iowa State.	H	W, 83-78
1/6/18.	TCU.	A	W, 88-84

12/29/17.	Texas.	A	W, 92-86
12/21/17.	Stanford.	N	W, 75-54
12/18/17.	Omaha.	H	W, 109-64
12/6/17.	Washington.	H	L, 65-74
3/9/17.	\$TCU.	N	L, 82-85
2/22/17.	TCU.	H	W, 87-68
2/17/17.	Baylor.	H	W, 73-68
1/14/17.	Oklahoma State.	H	W, 87-80
1/10/17.	Oklahoma.	A	W, 81-70
1/7/17.	Texas Tech.	H	W, 85-68
1/3/17.	Kansas State.	H	W, 90-88
12/30/16.	TCU.	A	W, 86-80
12/17/16.	Davidson.	H	W, 89-72
11/22/16.	Georgia.	N	W, 65-54
11/21/16.	UAB.	N	W, 83-63
3/11/16.	\$Baylor.	N	W, 70-66
3/10/16.	\$Kansas State.	N	W, 85-63
2/23/16.	Baylor.	A	W, 66-60
2/20/16.	Kansas State.	A	W, 72-63
2/9/16.	West Virginia.	H	W, 75-65
2/3/16.	Kansas State.	H	W, 77-59
1/19/16.	Oklahoma State.	A	L, 67

2023-24 KANSAS BASKETBALL Television History

11/29/04	Nevada	H	W, 85-82
11/23/04	St. Joseph's	H	W, 91-51
1/22/04	Richmond	H	L, 68-69
12/1/03	TCU	A	W, 85-66
1/15/03	Wyoming	H	W, 98-70
11/22/02	UNC Greensboro	H	W, 105-66
2/4/02	Kansas State	A	W, 98-71
12/12/01	Princeton	A	W, 78-62
2/12/01	Baylor	A	L, 77-85
11/9/00	UCLA	N	W, 99-98
1/15/96	*St. Peter's	H	W, 85-71
1/4/96	*E. Tennessee St.	H	W, 108-73
12/7/95	*Rice	A	W, 83-63
11/25/95	Utah	N	W, 79-68
1/7/95	SMU	A	W, 97-58

3/4/20	TCU	H	W, 75-66
--------	-----	---	----------

CBS Sports Network

Date	Game	Site	Result
12/22/16	UNLV	A	W, 71-53
12/22/15	San Diego State	A	W, 70-57

FOX

Date	Game	Site	Result
12/21/19	Villanova	A	L, 55-56
11/26/21	Gonzaga	N	L, 102-90

FSN

Date	Game	Site	Result
12/22/11	USC	A	W, 63-47
12/22/10	California	A	W, 78-63
12/6/09	UCLA	A	W, 73-61
12/23/08	Arizona	A	L, 67-84
12/2/07	USC	A	W, 59-55

FS1

Date	Game	Site	Result
12/3/22	St. John's (NY)	A	W, 95-75
12/16/17	Nebraska	A	W, 73-72
12/10/14	Georgetown	A	W, 75-70
11/27/21	Saint Joseph's	N	W, 94-72

TBS

Date	Game	Site	Result
3/16/23	#Howard	N	W, 96-68
4/4/22	#North Carolina	N	W, 72-69
4/2/22	#Villanova	N	W, 81-65
3/25/22	#Providence	N	W, 66-61
3/20/21	#Eastern Washington	N	W, 93-84
3/23/19	#Auburn	N	L, 75-89
3/31/18	#Villanova	N	L, 79-95
3/17/18	#Seton Hall	N	W, 83-79
3/15/18	#Penn	N	W, 76-60
3/25/17	#Oregon	N	L, 60-74
3/29/13	#Michigan	N	L, 85-87 (ot)
3/23/12	#NC State	N	W, 60-57
3/25/11	#Richmond	N	W, 77-57
3/18/11	#Boston University	N	W, 72-53

TNT

Date	Game	Site	Result
3/21/19	#Northeastern	N	W, 87-53
3/17/17	#UC Davis	N	W, 100-62
3/17/16	#Austin Peay	N	W, 105-79
3/22/13	#Western Kentucky	N	L, 64-57
3/18/12	#Purdue	N	W, 63-60
3/20/11	#Illinois	N	W, 73-59

truTV

Date	Game	Site	Result
3/17/22	#Texas Southern	N	W, 83-56
3/16/12	#Detroit	N	W, 65-50

NCAA Tournament
\$ Conference Tournament
% Preseason NIT
* Split telecast — ESPN and Jayhawk TV

ESPN2

Date	Game	Site	Result
11/25/19	Chaminade	N	W, 93-63
11/8/19	UNC Greensboro	H	W, 74-62
11/10/17	Tennessee State	H	W, 92-56
1/19/16	Texas Tech	A	W, 69-59
12/29/15	UC Irvine	H	W, 78-53
11/23/15	Chaminade	N	W, 123-72
1/28/15	TCU	A	W, 64-61
1/10/15	Texas Tech	H	W, 86-54
1/7/15	Baylor	A	W, 56-55
3/14/14	Iowa State	N	L, 83-94
2/22/14	Texas	H	W, 85-54
1/29/14	Iowa State	H	W, 92-81
1/25/14	TCU	A	W, 91-69
3/15/13	Iowa State	N	W, 88-73
3/4/13	Texas Tech	H	W, 79-42
2/6/13	TCU	A	L, 55-62
1/9/13	Iowa State	H	W, 97-88 (ot)
12/15/12	Belmont	H	W, 89-60
11/26/12	San Jose State	H	W, 70-57
11/20/12	Saint Louis	N	W, 73-59
3/9/12	\$Baylor	N	L, 72-81
2/1/12	Oklahoma	H	W, 84-62
1/11/12	Texas Tech	A	W, 81-46
1/7/12	Oklahoma	A	W, 72-61
12/31/11	North Dakota	H	W, 84-58
12/19/11	Davidson	N	L, 74-80
12/6/11	Long Beach State	H	W, 88-80
2/1/11	Texas Tech	A	W, 88-66
1/15/11	Nebraska	H	W, 63-60
1/2/11	Miami (Ohio)	H	W, 83-56
12/29/10	UT Arlington	H	W, 82-57
2/13/10	Iowa State	H	W, 73-59
2/6/10	Nebraska	H	W, 75-64
12/29/09	Belmont	H	W, 81-51
12/9/09	Radford	H	W, 99-64
1/31/09	Colorado	H	W, 66-61
12/30/08	Albany	H	W, 79-43
12/1/08	Kent State	H	W, 87-60
11/18/08	Florida Gulf Coast	H	W, 85-45
11/16/08	UMKC	H	W, 71-56
1/19/08	Missouri	A	W, 76-70
12/2/06	DePaul	A	L, 57-64
11/23/05	Chaminade	N	W, 102-54
11/22/05	Arkansas	N	L, 64-65

ESPN+/Big 12 NOW

Date	Game	Site	Result
1/31/23	Kansas State	H	W, 90-78
1/14/23	Iowa State	H	W, 62-60
1/7/23	West Virginia	A	W, 76-62
11/28/22	Texas Southern	H	W, 87-55
11/18/22	Southern Utah	H	W, 82-76
11/10/22	North Dakota State	H	W, 82-59
11/7/22	Omaha	H	W, 89-64
11/3/22	Pittsburg State	H	W, 94-63
1/22/22	Kansas State	A	W, 78-75
1/11/22	Iowa State	H	W, 62-61
1/1/22	George Mason	H	W, 76-67
12/29/22	Nevada	H	W, 88-61
12/18/22	Stephen F. Austin	H	W, 80-72
12/7/22	UTEP	H	W, 78-52
11/18/22	Stony Brook	H	W, 88-59
11/12/22	Tarleton State	H	W, 88-62
3/4/21	UTEP	H	W, 67-62
2/17/21	Kansas State	A	W, 59-41
2/2/21	Kansas State	H	W, 74-51
1/28/21	TCU	H	W, 59-51
1/12/21	Oklahoma State	A	L, 75-70
12/5/20	North Dakota State	H	W, 65-61
12/3/20	Washburn	H	W, 89-54
11/15/19	Monmouth	H	W, 112-57
11/19/19	East Tennessee St.	H	W, 75-63
12/10/19	Milwaukee	H	W, 95-68
12/14/19	Kansas City	H	W, 98-57
1/4/20	West Virginia	H	W, 60-53
1/8/20	Iowa State	A	W, 79-53
2/12/20	West Virginia	A	W, 58-49

KU'S WIN-LOSS RECORD ON THE NETWORKS

	HOME	AWAY	NEUTRAL	TOTAL
CBS	.29-7	.26-16	.80-31	.135-54
ESPN	134-11	.83-59	.63-22	.278-94
ABC	.8-2	.18-4	.1-1	.27-7
NBC	.4-0	1-0	.3-0	.8-0
ESPN2	.47-4	.26-10	.29-3	.102-17
ESPN+	.25-0	.8-2	.5-4	.38-6
ESPN+/Big 12 NOW	.26-0	.5-1	.0-0	.31-2
Raycom	.29-2	.14-7	.14-8	.57-17
Jayhawk TV	.156-5	.27-10	.15-1	.198-16
Big 8/12 TV	.39-3	.25-6	.17-4	.81-13
Prime	.2-0	.1-1	.0-0	.3-1
USA	.0-0	.0-2	.0-0	.0-2
FOX	.0-0	.1-1	.0-1	.1-2
Fox Sports Net	.0-0	.4-1	.0-0	.4-1
FS1	.0-0	.3-0	.1-0	.4-0
TBS	.0-0	.0-0	.10-4	.10-4
TNT	.0-0	.0-0	.6-0	.6-0
truTV	.0-0	.0-0	.2-0	.2-0
CBS Sports Network	.0-0	.2-0	.0-1	.2-1
Totals	499-34	242-129	246-80	987-243

KU'S RECORD IN THE BIG 12 ON ESPN'S BIG MONDAY

(three contests on ESPN2 due to the ESPYs)

YEAR	HOME	AWAY	TOTAL
1997	3-0	.0-1	.3-1
1998	1-0	.1-2	.2-1
1999	.2-0	.2-0	.4-0
2000	1-0	.1-2	.2-2
2001	.0-1	.1-2	.1-3
2002	.2-0	.1-0	.3-0
2003	.2-0	.2-0	.4-0
BILL SELF ERA			
2004	1-0	.1-2	.2-2
2005	1-0	.0-2	.1-2
2006	1-0	.1-1	.2-1
2007	1-0	.3-0	.4-0
2008	3-0	.0-1	.3-1
2009	1-0	.2-1	.3-1
2010	.2-0	.2-0	.4-0
2011	.2-0	.1-1	.3-1
2012	.2-0	.2-0	.4-0
2013	.2-0	.2-0	.4-0
2014	.2-0	.1-1	.3-1
2015	.2-0	.0-2	.2-2
2016	.2-0	.1-1	.3-1
2017	.2-0	.2-0	.4-0
2018	.2-0	.2-0	.4-0
2019	.3-0	.1-0	.4-0
2020	.3-0	.1-0	.4-0
2021	1-0	.0-1	.1-1
2022	.3-0	.0-1	.3-1
2023	1-0	.1-1	.2-1

BREAKDOWN

Overall	.47-1	.31-22	.79-23
Bill Self era	.36-0	.23-14	.59-14

KU ON ESPN COLLEGE GAMEDAY (15-7 OVERALL)

(began in 2005; *part of a split CGD)

DATE	GAME	OUTCOME
Jan. 29, 2005	.Texas at Kansas	.W, 90-65
Feb. 25, 2006	.Kansas at Texas	.L, 55-80
Feb. 4, 2007	.Texas A&M at Kansas	.L, 66-69
March 1, 2008	.Kansas State at Kansas	.W, 88-74
Jan. 30, 2010	.Kansas at Kansas State	.W, 81-79 (ot)
Jan. 29, 2011	.Kansas State at Kansas	.W, 79-66
Feb. 4, 2012	.Kansas at Missouri	.L, 71-74
Feb. 16, 2013	.Texas at Kansas	.W, 73-47
March 1, 2014	.Kansas at Oklahoma State	.L, 65-72
Jan. 17, 2015	.Kansas at Iowa State	.L, 81-86
*Feb. 28, 2015	.Texas at Kansas	.W, 69-64
Jan. 30, 2016	.Kentucky at Kansas	.W, 90-84 (ot)
Feb. 13, 2016	.Kansas at Oklahoma	.W, 76-72
Jan. 28, 2017	.Kansas at Kentucky	.W, 79-73
Feb. 17, 2018	.West Virginia at Kansas	.W, 77-69
Feb. 24, 2018	.Kansas at Texas Tech	.W, 74-72
Jan. 26, 2019	.Kansas at Kentucky	.L, 63-71
Jan. 25, 2020	.Tennessee at Kansas	.W, 74-68
Feb. 22, 2020	.Kansas at Baylor	.W, 64-61
Jan. 29, 2022	.Kentucky at Kansas	.L, 62-80
Jan. 28, 2023	.Kansas at Kentucky	.W, 77-68
Feb. 18, 2023	.Baylor at Kansas	.W, 87-71

Postseason History

POSTSEASON RECORD

NCAA Tournament	W-L
NCAA Tournament Total	112-49
! In 1st games played	46-5
^ In 2nd games played	24-13
In Round of 16 Games	21-10
In Final Eight Games	15-10
* In Final Four Games	13-14
# In District Playoff Games	2-2

! Includes Sweet 16 games through 1974
 ^ Since 1981
 * Includes consolation games
 # Does not count in tournament totals

National Invitational Tournament	W-L
N.I.T. Total	3-2
(Appearances 1968: 3-1; 1969: 0-1)	

U.S. Olympic Playoffs	W-L
Olympic Playoff Total	5-3
In District Playoffs	3-0
In Finals	2-3

NCAA TOURNAMENT APPEARANCES (50)

YEAR (REGION)	YEAR (REGION)
1940 (Western)	1997 (Southeast)
1942 (Western)	1998 (Midwest)
1952 (Midwest)	1999 (Midwest)
1953 (Midwest)	2000 (East)
1957 (Midwest)	2001 (Midwest)
1960 (Midwest)	2002 (Midwest)
1966 (Midwest)	2003 (West)
1967 (Midwest)	2004 (St. Louis)
1971 (Midwest)	2005 (Syracuse)
1974 (Midwest)	2006 (Oakland)
1975 (Midwest)	2007 (San Jose)
1978 (West)	2008 (Midwest)
1981 (Midwest)	2009 (Midwest)
1984 (Midwest)	2010 (Midwest)
1985 (Southeast)	2011 (Southwest)
1986 (Midwest)	2012 (Midwest)
1987 (Southeast)	2013 (South)
1988 (Midwest)	2014 (South)
1990 (East)	2015 (Midwest)
1991 (Southeast)	2016 (South)
1992 (Midwest)	2017 (Midwest)
1993 (Midwest)	2019 (Midwest)
1994 (Southeast)	2021 (West)
1995 (Midwest)	2022 (Midwest)
1996 (West)	2023 (Midwest)

NCAA TOURNAMENT TITLES (4)

1952	1988	2008	2022
------	------	------	------

ROUND OF 16 GAMES (32)

1952	1981	1996	2009
1953	1986	1997	2011
1957	1987	2001	2012
1960	1988	2002	2013
1966	1991	2003	2016
1967	1993	2004	2017
1971	1994	2007	2022
1974	1995	2008	

FINAL FOUR APPEARANCES (15)

1940 (Western)	1991 (Southeast)
1952 (Midwest)	1993 (Midwest)
1953 (Midwest)	2002 (Midwest)
1957 (Midwest)	2003 (West)
1971 (Midwest)	2008 (Midwest)
1974 (Midwest)	2012 (Midwest)
1986 (Midwest)	2022 (Midwest)
1988 (Midwest)	

50
NCAA TOURNAMENT APPEARANCES

4
NCAA TOURNAMENT TITLES

31
SWEET 16 APPEARANCES

15
FINAL FOUR APPEARANCES

1936 OLYMPIC PLAYOFFS (3-2)

3-13	.. Kansas 33	.. Washburn 30	.. at Kansas City, Mo. (Olympic District Playoff)
3-14	.. Kansas 34	.. Oklahoma State 28	.. at Kansas City, Mo. (Olympic District Playoff)
3-25	.. Kansas 39	.. Utah State 37	.. at Kansas City, Mo. (Olympic Playoff)
3-26	.. Utah State 42	.. Kansas 37	.. at Kansas City, Mo. (Olympic Playoff)
3-28	.. Utah State 50	.. Kansas 31	.. at Kansas City, Mo. (Olympic Playoff)

1940 NCAA DISTRICT/TOURNAMENT (3-1 OVERALL, 2-1 NCAA TOURNAMENT PLAY)

3-16	.. Kansas 45	.. Oklahoma State 43	.. at Oklahoma City, Okla. (District Playoff)
3-22	.. Kansas 50	.. Rice 43	.. at Kansas City, Mo. (Western Regional)
3-23	.. Kansas 43	.. USC 42	.. at Kansas City, Mo. (Western Championship)
3-30	.. Indiana 60	.. Kansas 42	.. at Kansas City, Mo. (NCAA Championship)

1942 NCAA DISTRICT/TOURNAMENT (2-1 OVERALL, 1-1 NCAA TOURNAMENT PLAY)

3-17	.. Kansas 38	.. Oklahoma State 28	.. at Kansas City, Mo. (District Playoff)
3-20	.. Colorado 46	.. Kansas 44	.. at Kansas City, Mo. (Western Regional)
3-21	.. Kansas 55	.. Rice 53	.. at Kansas City, Mo. (Western Consolation)

1946 NCAA DISTRICT/TOURNAMENT (0-1 IN DISTRICT PLAYOFF PLAY)

3-18	.. Oklahoma State 49	.. Kansas 38	.. at Kansas City, Mo. (District Playoff)
------	----------------------	--------------	---

1950 NCAA DISTRICT/TOURNAMENT (0-1 IN DISTRICT PLAYOFF PLAY)

3-14	.. Bradley 59	.. Kansas 57	.. at Kansas City, Mo. (District Playoff)
------	---------------	--------------	---

1952 NCAA TOURNAMENT (4-0)

3-21	.. Kansas 68	.. Texas Christian 64	.. at Kansas City, Mo. (Midwest Regional)
3-22	.. Kansas 74	.. St. Louis 55	.. at Kansas City, Mo. (Midwest Finals)
3-25	.. Kansas 74	.. Santa Clara 55	.. at Seattle, Wash. (NCAA Semifinals)
3-26	.. Kansas 80	.. St. John's 63	.. at Seattle, Wash. (NCAA Championship)

1952 OLYMPIC PLAYOFFS (2-1)

3-30	.. Kansas 92	.. Southwest Missouri St.65	.. at Kansas City, Mo. (Olympic District)
3-31	.. Kansas 70	.. La Salle 65	.. at New York, N.Y. (Olympic Semifinals)
4-1	.. Peoria 62	.. Kansas 60	.. at New York, N.Y. (Olympic Championship)

1953 NCAA TOURNAMENT (3-1)

3-13	.. Kansas 73	.. Oklahoma City 65	.. at Manhattan, Kan. (Midwest Regional)
3-14	.. Kansas 61	.. Oklahoma State 55	.. at Manhattan, Kan. (Midwest Finals)
3-17	.. Kansas 79	.. Washington 53	.. at Kansas City, Mo. (NCAA Semifinals)
3-19	.. Indiana 69	.. Kansas 68	.. at Kansas City, Mo. (NCAA Championship)

1957 NCAA TOURNAMENT (3-1)

3-15	.. Kansas 73	.. SMU 65 (OT)	.. at Dallas, Texas (Midwest Regional)
3-16	.. Kansas 81	.. Oklahoma City 61	.. at Dallas, Texas (Midwest Finals)
3-22	.. Kansas 80	.. San Francisco 56	.. at Kansas City, Mo. (NCAA Semifinals)
3-23	.. North Carolina 54	.. Kansas 53 (3 OT)	.. at Kansas City, Mo. (NCAA Championship)

1960 NCAA TOURNAMENT (1-1)

3-11	.. Kansas 90	.. Texas 81	.. at Manhattan, Kan. (Midwest Regional)
3-12	.. Cincinnati 82	.. Kansas 71	.. at Manhattan, Kan. (Midwest Finals)

1966 NCAA TOURNAMENT (1-1)

3-11	.. Kansas 76	.. SMU 70	.. at Lubbock, Texas (Midwest Regional)
3-12	.. Texas Western 81	.. Kansas 80 (2 OT)	.. at Lubbock, Texas (Midwest Finals)

1967 NCAA TOURNAMENT (1-1)

3-17	.. Houston 66	.. Kansas 53	.. at Lawrence, Kan. (Midwest Regional)
3-18	.. Kansas 70	.. Louisville 68	.. at Lawrence, Kan. (Midwest Consolation)

1968 NIT (3-1)

3-15	.. Kansas 82	.. Temple 76	.. at New York, N.Y. (First Round)
3-18	.. Kansas 55	.. Villanova 49	.. at New York, N.Y. (Quarterfinals)
3-21	.. Kansas 58	.. St. Peter's 46	.. at New York, N.Y. (Semifinals)
3-23	.. Dayton 61	.. Kansas 48	.. at New York, N.Y. (Finals)

1969 NIT (0-1)

3-16	.. Boston College 78	.. Kansas 62	.. at New York, N.Y. (First Round)
------	----------------------	--------------	------------------------------------

1971 NCAA TOURNAMENT (2-2)

3-18	.. Kansas 78	.. Houston 77	.. at Wichita, Kan. (Midwest Regional)
3-20	.. Kansas 73	.. Drake 71	.. at Wichita, Kan. (Midwest Finals)
3-25	.. UCLA 68	.. Kansas 60	.. at Houston, Texas (NCAA Semifinals)
3-27	.. Western Kentucky 77	.. Kansas 75	.. at Houston, Texas (NCAA Consolation)

1974 NCAA TOURNAMENT (2-2)

3-14	.. Kansas 55	.. Creighton 54	.. at Tulsa, Okla. (Midwest Regional)
3-16	.. Kansas 93	.. Oral Roberts 90	.. at Tulsa, Okla. (Midwest Finals)
3-23	.. Marquette 64	.. Kansas 51	.. at Greensboro, N.C. (NCAA Semifinals)
3-25	.. UCLA 78	.. Kansas 61	.. at Greensboro, N.C. (NCAA Consolation)

1975 NCAA TOURNAMENT (0-1)

3-15	.. Notre Dame 77	.. Kansas 71	.. at Tulsa, Okla. (Midwest Regional)
------	------------------	--------------	---------------------------------------

1978 NCAA TOURNAMENT (0-1)

3-11	.. UCLA 83	.. Kansas 76	.. at Eugene, Ore. (West Regional)
------	------------	--------------	------------------------------------

1981 NCAA TOURNAMENT (2-1)

3-13	.. (7) .. Kansas 69	.. (10) .. Mississippi 66	.. at Wichita, Kan. (Midwest Sub-Regional)
3-15	.. (8) .. Kansas 88	.. (2) .. Arizona State 71	.. at Wichita, Kan. (Midwest Sub-Regional)
3-20	.. (4) .. Wichita State 66	.. Kansas 65	.. at New Orleans, La. (Midwest Regional)

1984 NCAA TOURNAMENT (1-1)

3-16	.. (5) .. Kansas 57	.. (12) .. Alcorn State 56	.. at Lincoln, Neb. (Midwest Sub-Regional)
3-18	.. (4) .. Wake Forest 69	.. Kansas 59	.. at Lincoln, Neb. (Midwest Sub-Regional)

1985 NCAA TOURNAMENT (1-1)

3-14	.. (3) .. Kansas 49	.. (14) .. Ohio 38	.. at South Bend, Ind. (Southeast Sub-Regional)
3-16	.. (11) .. Auburn 66	.. Kansas 64	.. at South Bend, Ind. (Southeast Sub-Regional)

Postseason History

1986 NCAA TOURNAMENT (4-1)

3-13 . . . (1) . . Kansas 71 (16) . . N. Carolina A&T 46 at Dayton, Ohio (Midwest Sub-Regional)
 3-15 Kansas 65 (9) . . Temple 43 at Dayton, Ohio (Midwest Sub-Regional)
 3-21 Kansas 96 (5) . . Michigan State 86 (OT) at Kansas City, Mo. (MW Regional Semifinals)
 3-23 Kansas 75 (6) . . N.C. State 67 at Kansas City, Mo. (Midwest Regional Finals)
 3-29 (1) . . Duke 71 at Dallas, Texas (NCAA Semifinals)

1987 NCAA TOURNAMENT (2-1)

3-13 . . . (5) . . Kansas 66 (12) . . Houston 55 at Atlanta, Ga. (Southeast Sub-Regional)
 3-15 Kansas 67 (13) . . Missouri State 63 at Atlanta, Ga. (Southeast Sub-Regional)
 3-19 (1) . . Georgetown 70 Kansas 57 at Louisville, Ky. (Southeast Regional)

1988 NCAA TOURNAMENT (6-0)

3-18 . . . (6) . . Kansas 85 (11) . . Xavier 72 at Lincoln, Neb. (Midwest Sub-Regional)
 3-20 Kansas 61 (14) . . Murray State 58 at Lincoln, Neb. (Midwest Sub-Regional)
 3-25 Kansas 77 (7) . . Vanderbilt 64 at Pontiac, Mich. (Midwest Regional)
 3-27 Kansas 71 (4) . . Kansas State 58 at Pontiac, Mich. (Midwest Regional)
 4-2 Kansas 66 (2) . . Duke 59 at Kansas City, Mo. (NCAA Semifinals)
 4-4 Kansas 83 (1) . . Oklahoma 79 at Kansas City, Mo. (NCAA Finals)

1990 NCAA TOURNAMENT (1-1)

3-16 . . . (2) . . Kansas 79 (15) . . Robert Morris 71 at Atlanta, Ga. (East Sub-Regional)
 3-18 (7) . . UCLA 71 Kansas 70 at Atlanta, Ga. (East Sub-Regional)

1991 NCAA TOURNAMENT (5-1)

3-14 . . . (3) . . Kansas 54 (14) . . New Orleans 49 at Louisville, Ky. (Southeast Sub-Regional)
 3-16 Kansas 77 (6) . . Pittsburgh 66 at Louisville, Ky. (Southeast Sub-Regional)
 3-21 Kansas 83 (2) . . Indiana 65 at Charlotte, N.C. (Southeast Regional)
 3-23 Kansas 93 (1) . . Arkansas 81 at Charlotte, N.C. (Southeast Regional)
 3-30 Kansas 79 (1) . . North Carolina 75 at New Orleans, La. (NCAA Semifinals)
 4-1 (2) . . Duke 72 Kansas 65 at Indianapolis, Ind. (NCAA Finals)

1992 NCAA TOURNAMENT (1-1)

3-20 . . . (1) . . Kansas 100 (16) . . Howard 67 at Dayton, Ohio (Midwest Sub-Regional)
 3-22 (9) . . Texas-El Paso 66 Kansas 60 at Dayton, Ohio (Midwest Sub-Regional)

1993 NCAA TOURNAMENT (4-1)

3-18 . . . (2) . . Kansas 94 (15) . . Ball State 72 at Chicago, Ill. (Midwest Sub-Regional)
 3-20 Kansas 90 (7) . . Brigham Young 76 at Chicago, Ill. (Midwest Sub-Regional)
 3-25 Kansas 93 (6) . . California 76 at St. Louis, Mo. (Midwest Regional)
 3-27 Kansas 83 (1) . . Indiana 77 at St. Louis, Mo. (Midwest Regional)
 4-3 (1) . . North Carolina 78 Kansas 68 at New Orleans, La. (NCAA Semifinals)

1994 NCAA TOURNAMENT (2-1)

3-17 . . . (4) . . Kansas 102 (13) . . Chattanooga 73 at Lexington, Ky. (Southeast Sub-Regional)
 3-19 Kansas 69 (5) . . Wake Forest 58 at Lexington, Ky. (Southeast Sub-Regional)
 3-24 (1) . . Purdue 83 Kansas 78 at Knoxville, Tenn. (Southeast Regional)

1995 NCAA TOURNAMENT (2-1)

3-16 . . . (1) . . Kansas 82 (16) . . Colgate 68 at Dayton, Ohio (Midwest Sub-Regional)
 3-18 Kansas 75 (8) . . Western Kentucky 70 at Dayton, Ohio (Midwest Sub-Regional)
 3-24 (4) . . Virginia 67 Kansas 58 at Kansas City, Mo. (Midwest Regional)

1996 NCAA TOURNAMENT (3-1)

3-15 . . . (2) . . Kansas 92 (15) . . S.C. State 54 at Tempe, Ariz. (West Sub-Regional)
 3-17 Kansas 76 (10) . . Santa Clara 51 at Tempe, Ariz. (West Sub-Regional)
 3-22 Kansas 83 (3) . . Arizona 80 at Denver, Colo. (West Regional)
 3-24 (4) . . Syracuse 60 Kansas 57 at Denver, Colo. (West Regional)

1997 NCAA TOURNAMENT (2-1)

3-13 . . . (1) . . Kansas 78 (16) . . Jackson State 64 at Memphis, Tenn. (Southeast Sub-Regional)
 3-15 Kansas 75 (8) . . Purdue 61 at Memphis, Tenn. (Southeast Sub-Regional)
 3-21 (4) . . Arizona 85 Kansas 82 at Birmingham, Ala. (Southeast Regional)

1998 NCAA TOURNAMENT (1-1)

3-13 . . . (1) . . Kansas 110 (16) . . Prairie View A&M 52 at Oklahoma City, Okla. (Midwest Sub-Regional)
 3-15 (8) . . Rhode Island 80 Kansas 75 at Oklahoma City, Okla. (Midwest Sub-Regional)

1999 NCAA TOURNAMENT (1-1)

3-12 . . . (6) . . Kansas 95 (11) . . Evansville 74 at New Orleans, La. (Midwest Sub-Regional)
 3-14 (3) . . Kentucky 92 Kansas 88 (OT) at New Orleans, La. (Midwest Sub-Regional)

2000 NCAA TOURNAMENT (1-1)

3-17 . . . (8) . . Kansas 81 (9) . . DePaul 77 (OT) at Winston Salem, N.C. (East Sub-Regional)
 3-19 (1) . . Duke 69 Kansas 64 at Winston Salem, N.C. (East Sub-Regional)

2001 NCAA TOURNAMENT (2-1)

3-16 . . . (4) . . Kansas 99 (13) . . CS Northridge 75 at Dayton, Ohio (Midwest Sub-Regional)
 3-18 Kansas 87 (5) . . Syracuse 58 at Dayton, Ohio (Midwest Sub-Regional)
 3-23 (1) . . Illinois 80 Kansas 64 at San Antonio, Texas (Midwest Regional)

2002 NCAA TOURNAMENT (4-1)

3-14 . . . (1) . . Kansas 70 (16) . . Holy Cross 59 at St. Louis, Mo. (Midwest Sub-Regional)
 3-16 Kansas 86 (8) . . Stanford 63 at St. Louis, Mo. (Midwest Sub-Regional)
 3-22 Kansas 73 (4) . . Illinois 69 at Madison, Wis. (Midwest Regional)
 3-24 Kansas 104 (2) . . Oregon 86 at Madison, Wis. (Midwest Regional)
 3-30 (1) . . Maryland 97 Kansas 88 at Atlanta, Ga. (NCAA Semifinals)

2003 NCAA TOURNAMENT (5-1)

3-20 . . . (2) . . Kansas 64 (15) . . Utah State 61 at Oklahoma City, Okla. (West Sub-Regional)
 3-22 Kansas 108 (10) . . Arizona State 76 at Oklahoma City, Okla. (West Sub-Regional)
 3-27 Kansas 69 (3) . . Duke 65 at Anaheim, Calif. (West Regional)
 3-29 Kansas 78 (1) . . Arizona 75 at Anaheim, Calif. (West Regional)
 4-5 Kansas 94 (3) . . Marquette 61 at New Orleans, La. (NCAA Semifinals)
 4-7 (3) . . Syracuse 81 Kansas 78 at New Orleans, La. (NCAA Finals)

2004 NCAA TOURNAMENT (3-1)

3-19 . . . (4) . . Kansas 77 (13) . . Illinois-Chicago 53 at Kansas City, Mo. (St. Louis Sub-Regional)
 3-21 Kansas 78 (12) . . Pacific 63 at Kansas City, Mo. (St. Louis Sub-Regional)
 3-26 Kansas 100 (9) . . UAB 74 at St. Louis, Mo. (St. Louis Regional)
 3-28 (3) . . Georgia Tech 79 Kansas 71 (ot) at St. Louis, Mo. (St. Louis Regional)

2005 NCAA TOURNAMENT (0-1)

3-18 (14) . . Bucknell 64 (3) . . Kansas 63 at Oklahoma City, Okla. (Syracuse Regional)

2006 NCAA TOURNAMENT (0-1)

3-17 (13) . . Bradley 77 (4) . . Kansas 73 at Auburn Hills, Mich. (Oakland Regional)

2007 NCAA TOURNAMENT (3-1)

3-16 . . . (1) . . Kansas 107 (16) . . Niagara 67 at Chicago, Ill. (West Sub-Regional)
 3-18 Kansas 88 (8) . . Kentucky 76 at Chicago, Ill. (West Sub-Regional)
 3-22 Kansas 61 (4) . . Southern Illinois 58 at San Jose, Calif. (West Regional)
 3-24 (2) . . UCLA 68 Kansas 55 at San Jose, Calif. (West Regional)

2008 NCAA TOURNAMENT (6-0)

3-20 . . . (1) . . Kansas 85 (16) . . Portland State 61 at Omaha, Neb. (Midwest Sub-Regional)
 3-22 Kansas 75 (8) . . UNLV 61 at Omaha, Neb. (Midwest Sub-Regional)
 3-28 Kansas 72 (12) . . Villanova 57 at Detroit, Mich. (Midwest Regional)
 3-30 Kansas 59 (10) . . Davidson 57 at Detroit, Mich. (Midwest Regional)
 4-5 Kansas 84 (1) . . North Carolina 66 at San Antonio, Texas (NCAA Semifinals)
 4-7 Kansas 75 (1) . . Memphis 68 (ot) at San Antonio, Texas (NCAA Finals)

2009 NCAA TOURNAMENT (2-1)

3-20 (3) . . Kansas 84 (14) . . North Dakota State 74 at Minneapolis, Minn. (Midwest Sub-Regional)
 3-22 Kansas 60 (11) . . Dayton 43 at Minneapolis, Minn. (Midwest Sub-Regional)
 3-27 (2) . . Michigan State 67 Kansas 62 at Indianapolis, Ind. (Midwest Regional)

2010 NCAA TOURNAMENT (1-1)

3-18 . . . (1) . . Kansas 90 (16) . . Lehigh 74 at Oklahoma City, Okla. (Midwest Sub-Regional)
 3-20 (9) . . Northern Iowa 69 Kansas 67 at Oklahoma City, Okla. (Midwest Sub-Regional)

2011 NCAA TOURNAMENT (3-1)

3-18 . . . (1) . . Kansas 72 (16) . . Boston 53 at Tulsa, Okla. (Southwest Sub-Regional)
 3-20 Kansas 73 (9) . . Illinois 59 at Tulsa, Okla. (Southwest Sub-Regional)
 3-25 Kansas 77 (12) . . Northeastern 57 at San Antonio, Texas (Southwest Regional)
 3-27 (11) . . VCU 71 Kansas 61 at San Antonio, Texas (Southwest Regional)

2012 NCAA TOURNAMENT (5-1)

3-16 . . . (2) . . Kansas 65 (15) . . Detroit 50 at Omaha, Neb. (Midwest Regional Second Round)
 3-18 Kansas 63 (10) . . Purdue 60 at Omaha, Neb. (Midwest Regional Third Round)
 3-23 Kansas 60 (11) . . North Carolina State 57 at St. Louis, Mo. (Midwest Regional Semifinal)
 3-25 Kansas 80 (1) . . North Carolina 67 at St. Louis, Mo. (Midwest Regional Final)
 3-31 Kansas 64 (2) . . Ohio State 62 at New Orleans, La. (NCAA Semifinal)
 4-2 (1) . . Kentucky 67 Kansas 59 at New Orleans, La. (NCAA Finals)

2013 NCAA TOURNAMENT (2-1)

3-22 . . . (1) . . Kansas 64 (16) . . Western Kentucky 57 at Kansas City, Mo. (South Regional Second Round)
 3-24 Kansas 70 (8) . . North Carolina 58 at Kansas City, Mo. (South Regional Third Round)
 3-29 (4) . . Michigan 87 Kansas 85 (ot) at Arlington, Texas (South Regional Semifinal)

2014 NCAA TOURNAMENT (1-1)

3-21 . . . (2) . . Kansas 80 (15) . . Eastern Kentucky 69 at St. Louis, Mo. (South Regional Second Round)
 3-23 (10) . . Stanford 60 Kansas 57 at St. Louis, Mo. (South Regional Third Round)

2015 NCAA TOURNAMENT (1-1)

3-20 . . . (2) . . Kansas 75 (15) . . New Mexico State 56 at Omaha, Neb. (Midwest Regional Second Round)
 3-22 (7) . . Wichita State 78 Kansas 65 at Omaha, Neb. (Midwest Regional Third Round)

2016 NCAA TOURNAMENT (3-1)

3-17 . . . (1) . . Kansas 105 (16) . . Austin Peay 79 at Des Moines, Iowa (South Regional First Round)
 3-19 Kansas 73 (9) . . Connecticut 61 at Des Moines, Iowa (South Regional Second Round)
 3-24 Kansas 79 (5) . . Maryland 63 at Louisville, Ky. (South Regional Semifinal)
 3-26 (2) . . Villanova 64 Kansas 59 at Louisville, Ky. (South Regional Final)

2017 NCAA TOURNAMENT (3-1)

3-17 . . . (1) . . Kansas 100 (16) . . UC Davis 79 at Tulsa, Okla. (Midwest Regional First Round)
 3-19 Kansas 90 (9) . . Michigan St. 70 at Tulsa, Okla. (Midwest Regional Second Round)
 3-23 Kansas 98 (4) . . Purdue 66 at Kansas City, Mo. (Midwest Regional Semifinal)
 3-25 (3) . . Oregon 74 Kansas 60 at Kansas City, Mo. (Midwest Regional Final)

2018 NCAA TOURNAMENT (4-1)

3-15* . . (1) . . Kansas 76 (16) . . Penn 60 at Wichita, Kan. (Midwest Regional First Round)
 3-17* Kansas 83 (8) . . Seton Hall 79 at Wichita, Kan. (Midwest Regional Second Round)
 3-23* Kansas 80 (5) . . Clemson 76 at Omaha, Neb. (Midwest Regional Semifinal)
 3-25* Kansas 85 (2) . . Duke 81 (ot) at Omaha, Neb. (Midwest Regional Final)
 3-31 (1) . . Villanova 95 Kansas 79 at San Antonio, Texas (NCAA Semifinals)

2019 NCAA TOURNAMENT (1-1)

3-21 (4) . . Kansas 87 (13) . . Northeastern 53 at Salt Lake City, Utah (Midwest Regional First Round)
 3-23 (5) . . Auburn 89 Kansas 75 at Salt Lake City, Utah (Midwest Regional Second Round)

2021 NCAA TOURNAMENT (1-1)

3-21 (3) . . Kansas 93 (13) . . Eastern Washington 84 at Indianapolis, Ind. (West Regional First Round)
 3-23 (6) . . USC 85 Kansas 51 at Indianapolis, Ind. (West Regional Second Round)

2022 NCAA TOURNAMENT (6-0)

3-17 (1) . . Kansas 83 (16) . . Texas Southern 56 at Fort Worth, Texas (Midwest Regional First Round)
 3-19 (1) . . Kansas 79 (9) . . Creighton 72 at Fort Worth, Texas (Midwest Regional Second Round)
 3-25 (1) . . Kansas 66 (4) . . Providence 61 at Chicago, Ill. (Midwest Regional Semifinal)
 3-27 (1) . . Kansas 76 (10) . . Miami (FL) 50 at Chicago, Ill. (Midwest Regional Final)
 4-2 (1) . . Kansas 81 (2) . . Villanova 65 at New Orleans, La. (NCAA Semifinals)
 4-4 (1) . . Kansas 72 (8) . . North Carolina 69 at New Orleans, La. (NCAA Finals)

2023 NCAA TOURNAMENT (1-1)

3-16 (1) . . Kansas 96 (16) . . Howard 68 at Des Moines, Iowa (Midwest Regional First Round)
 3-18 (1) . . Kansas 71 (8) . . Arkansas 72 at Des Moines, Iowa (Midwest Regional Second Round)

(Team seed in parenthesis) ; * = Wins were later vacated

Postseason History

KANSAS VS. ALL OPPONENTS IN THE NCAA TOURNAMENT

OPPONENT	W-L	LAST FACED
UAB	1-0	2004
Alcorn State	1-0	1984
Arizona	2-1	2003
Arizona State	2-0	2003
Arkansas	1-1	2023
Auburn	0-2	2019
Austin Peay	1-0	2016
Ball State	1-0	1993
Boston	1-0	2011
Bradley	0-1	2006
Brigham Young	1-0	1993
Bucknell	0-1	2005
California	1-0	1993
Cal State Northridge	1-0	2001
Chattanooga	1-0	1994
Cincinnati	0-1	1960
Colgate	1-0	1995
Colorado	0-1	1942
Connecticut	1-0	2016
Creighton	2-0	2022
Davidson	1-0	2008
Dayton	1-0	2009
DePaul	1-0	2000
Detroit	1-0	2012
Drake	1-0	1971
Duke	2-3	2003
Eastern Kentucky	1-0	2014
Evansville	1-0	1999
Georgetown	0-1	1987
Georgia Tech	0-1	2004
Holy Cross	1-0	2002
Houston	2-1	1987
Howard	2-0	2023
Illinois	2-1	2011
Illinois-Chicago	1-0	2004
Indiana	2-2	1993
Jackson State	1-0	1997
Kansas State	1-0	1988
Kentucky	1-2	2012
Lehigh	1-0	2010
Louisville	1-0	1967
Marquette	1-1	2003
Maryland	1-1	2016
Memphis	1-0	2008
Miami (FL)	1-0	2022
Michigan	0-1	2013
Michigan State	2-1	2017
Mississippi	1-0	1981
Murray State	1-0	1988
New Mexico State	1-0	2015
New Orleans	1-0	1991
North Carolina	5-2	2022
N. Carolina A&T	1-0	1986
N.C. State	2-0	2012
North Dakota State	1-0	2009
Niagara	1-0	2007
Northeastern	1-0	2019
Northern Iowa	0-1	2010
Notre Dame	0-1	1975
Ohio	1-0	1985
Ohio State	1-0	2012
Oklahoma	1-0	1988
Oklahoma City	2-0	1957
Oklahoma State	1-0	1953
Oral Roberts	1-0	1974
Oregon	1-1	2017
Pacific	1-0	2004
Pittsburgh	1-0	1991
Portland State	1-0	2008
Prairie View A&M	1-0	1998
Providence	1-0	2022
Purdue	3-1	2017
Rhode Island	0-1	1998
Rice	2-0	1942

OPPONENT	W-L	LAST FACED
Richmond	1-0	2011
Robert Morris	1-0	1990
St. John's	1-0	1952
St. Louis	1-0	1952
San Francisco	1-0	1957
Stanford	0-1	2014
Santa Clara	2-0	1996
S. Carolina State	1-0	1996
Southern Illinois	1-0	2007
USC	1-0	1940
SMU	2-0	1966
Stanford	1-0	2002
Missouri State	1-0	1987
Syracuse	1-2	2003
Temple	1-0	1986
Texas	1-0	1960
Texas Christian	1-0	1952
Texas El-Paso	0-2	1992
Texas Southern	1-0	2022
UC Davis	1-0	2017
UCLA	0-5	2007
UNLV	1-0	2008
USC	0-1	2021
Utah State	1-0	2003
Vanderbilt	1-0	1988
VCU	0-1	2011
Villanova	2-2	2022
Virginia	0-1	1995
Wake Forest	1-1	1994
Washington	1-0	1953
W. Kentucky	2-1	2013
W. Washington	1-0	2021
Wichita State	0-2	2015
Xavier	1-0	1988

KU'S FINAL FOUR RECORD

Final Four Total	15-13
In The Semifinals	9-5
In The NCAA Finals	4-6
In Consolation Games	0-2

1940 (Second)	1991 (Second)
1952 (First)	1993 (Third-tie)
1953 (Second)	2002 (Third-tie)
1957 (Second)	2003 (Second)
1971 (Fourth)	2008 (First)
1974 (Fourth)	2012 (Second)
1986 (Third-tie)	2022 (First)
1988 (First)	



KU'S RECORD VS. SEEDED TEAMS IN NCAA TOURNAMENT PLAY

Vs. Seed	KU's W-L	Last Faced (Opponent)
1	8-9	2018 (Villanova)
2	7-4	2022 (Villanova)
3	3-4	2017 (Oregon)
4	5-5	2022 (Providence)
5	5-1	2019 (Auburn)
6	3-2	2021 (USC)
7	2-2	2015 (Wichita State)
8	8-2	2023 (Arkansas)
9	7-2	2022 (Creighton)
10	5-1	2022 (Miami, FL)
11	4-2	2012 (North Carolina State)
12	4-0	2011 (Richmond)
13	6-1	2021 (W. Washington)
14	4-1	2009 (North Dakota State)
15	7-0	2015 (New Mexico State)
16	16-0	2023 (Howard)



KU'S PERFORMANCE AS A SEEDED TEAM IN THE NCAA TOURNAMENT

Seed	KU's W-L	Year(s)
1	42-14	1986, 1992, 1995, 1997, 1998, 2002, 2007, 2008, 2010, 2011, 2013, 2016, 2017, 2022, 2023
2	20-7	1990, 1993, 1996, 2003, 2012, 2014, 2015
3	9-5	1985, 1991, 2005, 2009, 2021
4	8-5	1994, 2001, 2004, 2006, 2019
5	3-2	1984, 1987
6	7-1	1988, 1999
7	2-1	1981
8	1-1	2000





NCAA


**2022
DIVISION I**

**2022 MEN'S
FINAL FOUR
NEW ORLEANS**

**NCAA
BASKETBALL
CHAMPIONSHIP**

NATIONAL CHAMPION

**BASKETBALL
CHAMPIONS**



RECORDS

Team Records



2022 NATIONAL CHAMPIONSHIP

SINGLE-HALF RECORDS

MOST POINTS

PTS (Half), Opponent	Date	Site
80 (1st), vs. Kentucky	Dec. 9, 1989	Lawrence
77 (2nd), vs. Elizabeth City St.	Jan. 18, 1990	Lawrence
75 (1st), vs. Oral Roberts	Jan. 14, 1993	Lawrence

MOST POINTS/CONFERENCE

PTS (Half), Opponent	Date	Site
71 (2nd), vs. Iowa State	Jan. 7, 1989	Lawrence
65 (1st), vs. Colorado	Feb. 25, 1989	Lawrence
63 (2nd), vs. Texas	Jan. 10, 1998	Austin

MOST REBOUNDS

REB (Half), Opponent	Date	Site
38 (2nd), vs. Colorado	Jan. 31, 1995	Lawrence
38 (2nd), vs. Colorado	Feb. 26, 1994	Lawrence

MOST REBOUNDS/CONFERENCE

REB (Half), Opponent	Date	Site
38 (2nd), vs. Colorado	Jan. 31, 1995	Lawrence
38 (2nd), vs. Colorado	Feb. 26, 1994	Lawrence

MOST FIELD GOALS

FG (Half), Opponent	Date	Site
31 (2nd), vs. Elizabeth City St.	Jan. 18, 1990	Lawrence

MOST FIELD GOAL ATTEMPTS

FGA (Half), Opponent	Date	Site
48 (2nd), vs. E. Tennessee St.	Jan. 4, 1996	Lawrence
48 (2nd), vs. Elizabeth City St.	Jan. 18, 1990	Lawrence

HIGHEST FIELD GOAL PERCENTAGE

PCT (Half), Opponent	Date	Site
.867 (2nd), vs. Colorado	Feb. 25, 1989	Lawrence
.850 (2nd), vs. Missouri	Jan. 19, 1991	Lawrence

HIGHEST FIELD GOAL PERCENTAGE/CONF.

PCT (Half), Opponent	Date	Site
.867 (2nd), vs. Colorado	Feb. 25, 1989	Lawrence
.850 (2nd), vs. Missouri	Jan. 19, 1991	Lawrence

MOST 3-POINT FIELD GOALS

FG (Half), Opponent	Date	Site
12 (1st), vs. Texas Southern	Nov. 21, 2017	Lawrence
11 (2nd), at Texas	Dec. 29, 2017	Austin
10 (1st), vs. Texas A&M	Jan. 27, 2018	Lawrence

10 (1st), vs. Omaha	Dec. 18, 2017	Lawrence
9 (2nd), at St. Johns	Dec. 3, 2021	Elmont

MOST 3-POINT FIELD GOALS/CONF.

FG (Half), Opponent	Date	Site
11 (2nd), at Texas	Dec. 29, 2017	Austin
9, 5x, last vs. Oklahoma (1st)	Feb. 19, 2018	Lawrence

MOST 3-POINT FIELD GOAL ATTEMPTS

FGA (Half), Opponent	Date	Site
24 (1st), vs. Iowa State	Jan. 9, 2018	Lawrence
20, 4x, last at Texas (2nd)	Dec. 29, 2017	Austin

MOST 3-POINT ATTEMPTS/CONF.

FGA (Half), Opponent	Date	Site
24 (1st), vs. Iowa State	Jan. 9, 2018	Lawrence
20 (2nd), at Texas	Dec. 29, 2017	Austin
19 (1st), at Oklahoma State	Jan. 27, 2020	Stillwater
19 (1st), vs. Oklahoma	Feb. 20, 1995	Norman

MOST 3-POINTERS WITHOUT A MISS

FG-A (Half), Opp.	Date	Site
9-9 (1st), vs. N.C. State	Dec. 10, 1994	Raleigh

MOST FREE THROWS

FT (Half), Opponent	Date	Site
26 (2nd), vs. Colorado	Jan. 31, 1995	Lawrence
26 (2nd), vs. Baylor	Feb. 2, 2008	Lawrence

MOST FREE THROWS/CONFERENCE

FT (Half), Opponent	Date	Site
26 (2nd), vs. Colorado	Jan. 31, 1995	Lawrence
26 (2nd), vs. Baylor	Feb. 2, 2008	Lawrence

MOST FREE THROW ATTEMPTS

FTA (Half), Opponent	Date	Site
39 (2nd), vs. Colorado	Jan. 31, 1995	Lawrence

MOST FREE THROW ATTEMPTS/CONF.

FTA (Half), Opponent	Date	Site
39 (2nd), vs. Colorado	Jan. 31, 1995	Lawrence

MOST FREE THROWS WITHOUT A MISS

FT (Half), Opponent	Date	Site
16-16 (2nd), vs. Connecticut	Jan. 19, 1997	Hartford

MOST ASSISTS

AST (Half), Opponent	Date	Site
21 (2nd), vs. Oral Roberts	Jan. 14, 1993	Lawrence
21 (2nd), vs. Kentucky	Dec. 9, 1989	Lawrence
20 (1st), vs. Xavier	Nov. 26, 1999	Anchorage
20 (1st), vs. Niagara	Jan. 9, 1997	Lawrence

MOST ASSISTS/CONFERENCE

AST (Half), Opponent	Date	Site
19 (2nd), vs. Colorado	Feb. 25, 1989	Lawrence
18 (2nd), vs. Colorado	Feb. 21, 1990	Boulder

MOST STEALS

ST (Half), Opponent	Date	Site
13 (2nd), vs. Alcorn State	Dec. 2, 2009	Lawrence
13 (2nd), vs. UNC Asheville	Jan. 2, 2003	Lawrence
12 (1st), vs. Baylor	Jan. 28, 1998	Lawrence

MOST STEALS/CONFERENCE

ST (Half), Opponent	Date	Site
12 (1st), vs. Baylor	Jan. 28, 1998	Lawrence
11 (1st), vs. Baylor	Jan. 20, 2010	Lawrence
11 (1st), vs. Kansas State	Jan. 17, 1998	Lawrence
11 (2nd), vs. Colorado	Feb. 14, 1996	Lawrence
11 (1st), vs. Nebraska	March 3, 1991	Lincoln

MOST BLOCKED SHOTS

BS (Half), Opponent	Date	Site
10 (2nd), vs. Vanderbilt	Dec. 29, 1997	Honolulu
10 (1st), vs. Baylor	Jan. 13, 2013	Lawrence
9 (1st), vs. Iowa State	Jan. 29, 2000	Ames
9 (2nd), vs. Iowa State	Feb. 7, 1996	Lawrence

MOST BLOCKED SHOTS/CONFERENCE

BS (Half), Opponent	Date	Site
10 (1st), vs. Baylor	Jan. 13, 2013	Lawrence
9 (1st), vs. Iowa State	Jan. 29, 2000	Ames
9 (2nd), vs. Iowa State	Feb. 7, 1996	Lawrence

MOST POINTS

PTS, Opponent	Date	Site
150 vs. Kentucky	Dec. 9, 1989	Lawrence
140 vs. Oral Roberts	Jan. 14, 1993	Lawrence
134 vs. Niagara	Jan. 9, 1997	Lawrence
132 vs. Elizabeth City St.	Jan. 18, 1990	Lawrence
127 vs. Iowa State	Jan. 7, 1989	Lawrence

SINGLE-GAME RECORDS

In Allen Fieldhouse

150 vs. Kentucky Dec. 9, 1989 Lawrence

On A Neutral Court

123 vs. Chaminade Nov. 23, 2015 Lahaina

On Opponent's Home Court

111 vs. Hawai'i Loa Dec. 28, 1990 Honolulu

In A Kansas Loss

99 (99-103, OT) vs. Indiana Nov. 11, 2016 Honolulu

In A Season Opener

122 vs. UMBC Nov. 23, 1991 Lawrence

MOST POINTS/CONFERENCE

PTS, Opponent Date Site
127 vs. Iowa State Jan. 7, 1989 Lawrence

114 vs. Colorado Feb. 15, 1997 Lawrence

112 vs. Missouri March 9, 1974 Lawrence

111 vs. Colorado Jan. 7, 1998 Lawrence

111 vs. Colorado Feb. 25, 1989 Lawrence

FEWEST POINTS

PTS, Opponent Date Site
5 vs. K.C. Athletic Club March 27, 1999 Kansas City

5 vs. Kansas City YMCA Feb. 3, 1899 Kansas City

Since 1950

35 vs. Missouri Jan. 20, 1982 Columbia

Since 1989

40 vs. Kentucky Nov. 18, 2014 Indianapolis

45 vs. Kentucky Dec. 1, 1998 Chicago

49 vs. Arizona Nov. 21, 2005 Maui

FEWEST POINTS/CONFERENCE

PTS, Opponent Date Site
9 vs. Kansas State Feb. 2, 1917 Manhattan

Since 1950

35 vs. Missouri Jan. 20, 1982 Columbia

Since 1989

50 vs. Iowa State Feb. 28, 1999 Ames

MOST REBOUNDS

REB, Opponent Date Site
79 vs. Iowa State Jan. 10, 1970 Lawrence

MOST REBOUNDS/CONFERENCE

REB, Opponent Date Site
79 vs. Iowa State Jan. 10, 1970 Lawrence

BIGGEST REBOUND MARGIN

MAR, Opponent Date Site
43 (72-29) vs. Colorado Feb. 26, 1994 Lawrence

MOST FIELD GOALS

FG, Opponent Date Site
52 vs. Elizabeth City St. Jan. 18, 1990 Lawrence

52 vs. Kentucky Dec. 9, 1989 Lawrence

MOST FIELD GOALS/CONFERENCE

FG, Opponent Date Site
50 vs. Iowa State March 9, 1990 Kansas City

50 vs. Missouri March 9, 1974 Lawrence

FEWEST FIELD GOALS

FG, Opponent Date Site
0 vs. Nebraska March 2, 1900 Lincoln

Since 1950

10 vs. Nebraska Feb. 11, 1961 Lincoln

Since 1989

11 vs. Kentucky Nov. 18, 2014 Indianapolis

15 vs. Kentucky Dec. 1, 1998 Chicago

HIGHEST FIELD GOAL PERCENTAGE

PCT, Opponent Date Site
.759 vs. Pomona-Pitzer Dec. 1, 1987 Lawrence

HIGHEST FIELD GOAL PCT./CONF.

PCT, Opponent Date Site
.704 vs. Colorado Feb. 25, 1989 Lawrence

MOST FREE THROWS

FT, Opponent Date Site
38 vs. Niagara Jan. 9, 1997 Lawrence

38 vs. Nebraska Jan. 8, 1990 Lincoln

38 vs. Western Kentucky Dec. 20, 1969 Lawrence

38 vs. Nebraska Feb. 8, 1958 Lawrence

38 vs. Rice Dec. 18, 1954 Lawrence

MOST FREE THROWS/CONFERENCE

FT, Opponent Date Site
38 vs. Nebraska Jan. 8, 1990 Lincoln

38 vs. Nebraska Feb. 8, 1958 Lawrence

FEWEST FREE THROWS

FT, Opponent Date Site
0 vs. Warrensburg State Feb. 9, 1909 Warrensburg

FEWEST FREE THROWS/CONFERENCE

FT, Opponent Date Site
1 vs. Kansas State Feb. 2, 1917 Manhattan

MOST FREE THROW ATTEMPTS

FTA, Opponent Date Site
56 vs. Rice Dec. 18, 1954 Lawrence

52 vs. Niagara Jan. 9, 1997 Lawrence

52 vs. Nebraska Feb. 8, 1958 Lawrence

MOST FREE THROW ATTEMPTS/CONF.

FTA, Opponent Date Site
52 vs. Nebraska Feb. 8, 1958 Lawrence

FEWEST FREE THROW ATTEMPTS (SINCE 1988-89)

FTA, Opponent Date Site
4 vs. Texas Tech Jan. 20, 2007 Lubbock

5, Four Times (last at Iowa State, Jan. 16, 2017)

FEWEST FT ATTEMPTS/CONF. (SINCE 1988-89)

FTA, Opponent Date Site
4 vs. Texas Tech Jan. 20, 2007 Lubbock

5 at Iowa State Jan. 16, 2017 Ames

5 vs. Iowa State Feb. 28, 1999 Ames

HIGHEST FREE THROW PERCENTAGE

FT-A, Opponent Date Site
12-12 vs. Holy Cross Dec. 9, 2015 Lawrence

11-11 vs. Kansas State Feb. 25, 1984 Manhattan

11-11 vs. Nebraska Jan. 25, 1977 Lincoln

11-11 vs. Kansas State Feb. 24, 1968 Lawrence

(100% made other times with less than 11 attempts)

HIGHEST FREE THROW PERCENTAGE/CONF.

FT-A, Opponent Date Site
11-11 vs. Kansas State Feb. 25, 1984 Manhattan

11-11 vs. Nebraska Jan. 25, 1977 Lincoln

11-11 vs. Kansas State Feb. 24, 1968 Lawrence

(100% made other times with less than 11 attempts)

MOST 3-POINT FIELD GOALS

FG, Opponent Date Site
19 vs. Texas Southern Nov. 21, 2017 Lawrence

17 at Texas Dec. 29, 2017 Austin

16 vs. Oklahoma Feb. 19, 2018 Lawrence

16 vs. Omaha Dec. 18, 2017 Lawrence

16 vs. Baylor Jan. 25, 2005 Waco

MOST 3-POINT FIELD GOALS/CONF.

FG, Opponent Date Site
17 at Texas Dec. 29, 2017 Austin

16 vs. Oklahoma Feb. 19, 2018 Lawrence

16 vs. Baylor Jan. 25, 2005 Waco

14 vs. Iowa State Jan. 9, 2018 Lawrence

14 vs. Texas Tech March 3, 2008 Lawrence

MOST 3-POINT FIELD GOAL ATTEMPTS

FGA, Opponent Date Site
38 vs. Arizona State Dec. 10, 2017 Lawrence

36 vs. Duke March 25, 2018 Omaha

36 vs. Iowa State Jan. 9, 2018 Lawrence

36 vs. Texas Southern Nov. 21, 2017 Lawrence

35 at Texas Dec. 29, 2017 Austin

MOST 3-POINT ATTEMPTS/CONF.

FGA, Opponent Date Site
36 vs. Iowa State Jan. 9, 2018 Lawrence

35 vs. Texas Dec. 29, 2017 Austin

33 at Oklahoma State Jan. 27, 2020 Stillwater

32 vs. Oklahoma Jan. 23, 2018 Norman

31, 4x, last vs. Oklahoma March 5, 2019 Norman

HIGHEST 3-POINT FIELD GOAL PERCENTAGE

PCT, Opponent Date Site
*100.0 vs. Oklahoma St. Feb. 10, 1988 Stillwater

87.5 vs. Brown Jan. 3, 1989 Lawrence

75.0 vs. Louisville Jan. 16, 1993 Louisville

(*6-of-6)

HIGHEST 3-POINT FIELD GOAL PCT./CONF.

PCT, Opponent Date Site
*100.0 vs. Oklahoma St. Feb. 10, 1988 Stillwater

66.7 vs. Kansas State Feb. 14, 2009 Manhattan

66.7 vs. Oklahoma Feb. 1, 1992 Norman

66.7 vs. Texas A&M March 8, 2012 Kansas City

(*6-of-6)

MOST ASSISTS (SINCE 1973-74)

AST, Opponent Date Site
36 vs. Xavier Nov. 26, 1999 Anchorage

36 vs. Kentucky Dec. 9, 1989 Lawrence

34 vs. Niagara Jan. 9, 1997 Lawrence

34 vs. Colorado Feb. 21, 1990 Boulder

33 vs. Chattanooga March 17, 1994 Lexington

33 vs. UMKC Dec. 12, 1992 Kansas City

MOST ASSISTS/CONFERENCE

AST, Opponent Date Site
34 vs. Colorado Feb. 21, 1990 Boulder

31 vs. Missouri Feb. 11, 1986 Lawrence

29 vs. West Virginia March 2, 2013 Lawrence

28 vs. Colorado Jan. 7, 1998 Lawrence

28 vs. Oklahoma St. Jan. 31, 1996 Lawrence

FEWEST ASSISTS (SINCE 1988-89)

AST, Opponent Date Site
4 vs. Kentucky Nov. 18, 2014 Indianapolis

5 vs. Oklahoma State Feb. 20, 2013 Stillwater

5 vs. Long Beach St. Jan. 25, 1993 Lawrence

6, 5x, last vs. Texas Feb. 3, 2020 Lawrence

FEWEST ASSISTS/CONFERENCE

AST, Opponent Date Site
5 vs. Oklahoma State Feb. 20, 2013 Stillwater

6 vs. Texas Feb. 2, 2020 Lawrence

6 vs. W. Virginia Jan. 19, 2019 Morgantown

6 vs. Texas Tech Feb. 18, 2014 Lubbock

7, 4x, last vs. Oklahoma March 7, 2015 Norman

MOST STEALS (SINCE 1975-76)

ST, Opponent Date Site
22 vs. Marquette Dec. 1, 1990 Lawrence

21 vs. Alcorn State Dec. 2, 2010 Lawrence

21 vs. Pittsburg State Nov. 28, 2001 Lawrence

20 vs. Pittsburg State Dec. 18, 1995 Lawrence

20 vs. UW-Oshkosh Jan. 5, 1980 Lawrence

MOST STEALS/CONFERENCE

ST, Opponent Date Site
19 vs. Baylor Jan. 28, 1998 Lawrence

17 vs. Texas A&M Feb. 26, 2003 Lawrence

17 vs. Kansas State Feb. 27, 2002 Lawrence

17 vs. Nebraska Feb. 1, 1997 Lawrence

17 vs. Colorado Feb. 15, 1992 Lawrence

FEWEST STEALS (SINCE 1988-89)

ST, Opponent Date Site
0 vs. Syracuse March 18, 2001 Dayton

Team Records

SINGLE-GAME RECORDS

FEWEST STEALS/CONF. (SINCE 1988-89)

ST, Opponent	Date	Site
1 vs. Texas	Jan. 23, 2016	Lawrence
1 vs. TCU	Feb. 6, 2013	Fort Worth

MOST TURNOVERS

TO, Opponent	Date	Site
30 vs. Xavier	March 18, 1988	Lincoln

FEWEST TURNOVERS

TO, Opponent	Date	Site
3 vs. Texas	Jan. 24, 2015	Austin
3 vs. Iowa State	Jan. 15, 1966	Lawrence

MOST BLOCKED SHOTS (SINCE 1974-75)

BS, Opponent	Date	Site
16 vs. San Jose State	Nov. 26, 2012	Lawrence
15 vs. Toledo	Dec. 9, 2006	Kansas City
14 vs. Iowa State	Feb. 7, 1996	Lawrence

MOST BLOCKED SHOTS/CONFERENCE

BS, Opponent	Date	Site
14 vs. Iowa State	Feb. 7, 1996	Lawrence
13 vs. West Virginia	March 2, 2013	Lawrence
13 vs. Iowa State	Jan. 29, 2000	Ames

FEWEST BLOCKED SHOTS

BS, Opponent	Date	Site
0, Many Times; Most Recent:		
vs. Stanford	Dec. 1, 2018	Lawrence

FEWEST BLOCKED SHOTS/CONF.

BS, Opponent	Date	Site
0, Many Times; Most Recent:		
vs. Oklahoma State	March 10, 2011	Lawrence

MOST PERSONAL FOULS

PF, Opponent	Date	Site
39 vs. Notre Dame	March 15, 1975	Tulsa

FEWEST PERSONAL FOULS

PF, Opponent	Date	Site
1 vs. Topeka YMCA	Feb. 10, 1899	Lawrence

FEWEST PERSONAL FOULS/CONF.

PF, Opponent	Date	Site
2 vs. Grinnell	Feb. 24, 1923	Lawrence
2 vs. Nebraska	Feb. 12, 1923	Lawrence

MOST POINTS

245 vs. Kentucky	(KU 150, Kentucky 95)
	at Lawrence, Dec. 9, 1989

MOST POINTS/CONFERENCE

218 vs. Oklahoma	(Oklahoma 123, KU 95)
	at Norman, Jan. 18, 1989

MOST POINTS IN A HALF

141 (1st) vs. Kentucky	(KU 80, Kentucky 61)
	at Lawrence, Dec. 9, 1989

MOST FIELD GOALS

90 vs. Oklahoma	(KU 40, Oklahoma 50)
	at Norman, Jan. 18, 1989

MOST FIELD GOAL ATTEMPTS

182 vs. Oklahoma	(KU 94, Texas 88)
	at Lawrence, Jan. 4, 2016

HIGHEST FIELD GOAL PERCENTAGE

.618 (63-102)	vs. Southwest Missouri State
	at Kansas City, Dec. 30, 1988

MOST 3-POINT FIELD GOALS

31 vs. Texas Southern	(KU 19, Texas Southern 12)
	at Lawrence, Nov. 21, 2017
30 vs. Iowa State	(KU 13, Iowa State 17)



TWO TEAMS COMBINED (GAME)

at Ames, Feb. 25, 2013	
28 vs. Arizona State	(KU 14, Arizona State 14)
	at Lawrence, Dec. 10, 2017
28 vs. Iowa State	(KU 18, Iowa State 18)
	at Lawrence, Feb. 4, 2017
27 vs. Oklahoma	(KU 11, Oklahoma 16)
	at Lawrence, Jan. 4, 2016
27 vs. Texas	(KU 15, Texas 12)
	at Kansas City, March 16, 2008
27 vs. Kentucky	(KU 10, Kentucky 17)
	at Lawrence, Dec. 9, 1989

MOST 3-POINT FIELD GOAL ATTEMPTS

68 vs. Texas Southern	(KU 36, Texas Southern 32)
	at Lawrence, Nov. 21, 2017
66 vs. Arizona State	(KU 38, Arizona State 28)
	at Lawrence, Dec. 10, 2017
66 vs. Iowa State	(KU 25, Iowa State 41)
	at Ames, Feb. 25, 2013
65 vs. Duke	(KU 36, Duke 29)
	at Omaha, March 25, 2018
63 vs. Iowa State	(KU 36, Iowa State 27)
	at Lawrence, Jan. 9, 2018

HIGHEST 3-POINT FIELD GOAL PERCENTAGE

.625 (15-24)	vs. Louisville
	at Louisville, Jan. 16, 1993

MOST FREE THROWS

69 vs. Oklahoma	(KU 36, Oklahoma 33)
	at Kansas City, Dec. 30, 1953

MOST FREE THROW ATTEMPTS

103 vs. Oklahoma	(KU 53, Oklahoma 50)
	at Kansas City, Dec. 30, 1953
103 vs. Missouri	(KU 51, Missouri 52)
	at Lawrence, Jan. 9, 1954

HIGHEST FREE THROW PERCENTAGE

.900 (27-30)	vs. Michigan State
	at Indianapolis, March 27, 2009

MOST REBOUNDS

115 vs. Oklahoma	(KU 60, Oklahoma 55)
	at Lawrence, Jan. 4, 2016

MOST ASSISTS

54 vs. Kentucky	(KU 36, Kentucky 18)
	at Lawrence, Dec. 9, 1989

MOST STEALS

32 vs. UCLA	(KU 17, UCLA 15)
	at San Jose, March 24, 2007
32 vs. Pittsburg State	(KU 20, Pittsburg State 12)
	at Lawrence, Dec. 18, 1995

MOST TURNOVERS

38	vs. West Virginia (KU 16, WVU 22)
	at Lawrence, March 3, 2015

MOST BLOCKED SHOTS

24	vs. Texas (KU 10, UT 14)
	at Lawrence, Feb. 28, 2015

MOST PERSONAL FOULS

70	vs. Oklahoma (KU 32, Oklahoma 38)
	at Kansas City, Dec. 30, 1953

MOST DISQUALIFICATIONS

6	Two Times
---	-----------

TWO CONSECUTIVE GAMES MOST POINTS

248	vs. Kentucky (150) and Pepperdine (98)
	Dec. 9-16, 1989

MOST POINTS/CONFERENCE

218	vs. Texas Tech (108) and Texas (110)
	Feb. 9-11, 2002
218	vs. Oklahoma State (104) and Colorado (114)
	Feb. 12-15, 1997

100-point Games

Score	Opponent (Date)	Score	Opponent (Date)	Score	Opponent (Date)
150-95 Kentucky (12-9-89)	108-62UMKC (12-12-92)	102-65 Missouri (12-11-21)
140-72 Oral Roberts (1-14-93)	108-71 Marquette (12-1-90)	102-59 Oakland (11-24-17)
134-73 Niagara (1-9-97)	107-78UL-Monroe (11-9-07)	102-74 Baylor (1-2-16)
132-65 Elizabeth City State (1-18-90)	107-67 Niagara (3-16-07)	102-54 Chaminade (11-23-05)
127-82 Iowa State (1-7-89)	107-78 USC (12-12-98)	102-50UNC Asheville (1-2-03)
123-72 Chaminade (11-23-15)	107-49 Brown (1-2-97)	102-73 Colorado (3-8-02)
122-58 Md.-Baltimore Co. (11-23-91)	107-71SMU (12-2-77)	102-66Iowa State (2-18-02)
121-65 Central Missouri State (11-28-77)	106-73 S.C. State (12-15-01)	102-72 Texas (1-10-98)
118-75 Iowa State (3-9-90)	106-73 East Tenn. St. (1-3-95)	102-50 Emporia State (12-4-97)
115-45 Brown (1-3-89)	106-62 Colorado (2-26-94)	102-89 Missouri (1-9-95)
114-71 Texas Southern (11-21-17)	106-71 Murray State (12-5-77)	102-73Tenn.-Chattanooga (3-17-94)
114-74 Colorado (2-15-97)	105-62 UMKC (12-6-16)	102-47 Rollins (12-30-80)
113-75 Longwood (11-12-10)	105-79 Austin Peay (3-17-16)	102-51 New Mexico State (12-7-65)
113-61 Emporia State (12-14-02)	105-66UNC Greensboro (11-22-02)	101-65 Hofstra (11-13-09)
112-57 Monmouth (11-15-19)	105-73 Missouri (1-28-02)	101-61 Boise State (11-20-00)
112-75 Tennessee Tech (11-27-09)	105-97 Arizona (12-1-01)	101-71 San Diego (12-9-95)
112-61 Pacific Lutheran (12-7-88)	105-62 Pittsburg State (11-28-01)	101-60 Furman (12-20-93)
112-76 Missouri (3-9-74)	105-59 Pennsylvania (1-4-00)	101-69 Texas-S.A. (12-22-90)
111-70 Xavier (11-26-99)	105-73 UNC Asheville (12-15-96)	101-79 W. Carolina (12-4-85)
111-62 Colorado (1-7-98)	105-94 N.C. State (1-5-91)	101-64 Texas Southern (1-11-84)
111-58 Hawai'i-Loa (12-28-90)	104-74 Oklahoma (2-19-18)	101-77 Oklahoma City (1-16-72)
111-85 Colorado (2-25-89)	104-86 Oregon (3-24-02)	100-62 UC Davis (3-17-17)
110-103 (ot) Texas (2-11-02)	104-72 Oklahoma State (2-12-97)	100-54 Towson (11-11-11)
110-52 Prairie View A&M (3-13-98)	104-75 DePaul (12-19-91)	100-79 N.M. State (12-3-08)
110-72 Rider (12-12-87)	104-47 Montana State (11-27-76)	100-90 Baylor (2-9-08)
110-73 Nebraska (2-26-66)	104-81 W. Kentucky (12-20-69)	100-74 UAB (3-26-04)
109-64 Omaha (12-18-17)	104-46 Nebraska (2-8-58)	100-46 UMKC (1-4-03)
109-106 (3ot) Oklahoma (1-4-16)	103-86 Missouri (2-7-11)	100-73 Colorado (2-2-02)
109-72 Nothern Colorado (11-13-15)	103-68 Kansas State (2-27-02)	100-70 Texas A&M (1-20-01)
109-51 Texas Tech (3-3-08)	103-68 Middle Tennessee St. (12-13-97)	100-46 Cornell (1-2-96)
109-76 Southern Mississippi (12-27-91)	103-48 Pittsburg State (12-18-95)	100-66 Howard (3-20-92)
109-87 Oklahoma (2-23-91)	103-56 Rollins (1-30-93)	100-73 Miami, Fla. (1-10-90)
109-83 UAB (11-15-89)	103-54 Wichita State (1-6-93)	100-67 Iona (12-29-88)
109-59 No. Arizona (12-12-88)	103-78 Nebraska (1-25-92)	100-80 Loyola-Chicago (12-3-88)
109-72 Wis.-Oshkosh (1-5-80)	103-51 Rider (12-15-90)	100-64 Colorado (2-5-86)
108-96 (ot) at Iowa State (2-25-13)	103-71 Colorado (2-21-90)	100-66 Missouri (2-11-86)
108-76 Arizona State (3-22-03)	103-83 Texas-Pan American (12-29-89)	100-82 Iowa State (1-18-78)
108-81 Texas Tech (2-9-02)	103-48 Tennessee-Martin (12-4-89)	100-87 Nebraska (2-17-70)
108-77 North Dakota (12-22-01)	103-71 Murray State (12-1-73)	100-52 Xavier (12-3-66)
108-73 East Tenn. St. (1-4-96)	102-83 Kansas State (2-22-22)	100-72 Rice (12-18-54)



Team Records



2023-24 JAYHAWKS

TEAM - SINGLE SEASON

MOST VICTORIES

Wins, (W-L)	Season
37, (37-3)	2007-08
35, (35-3)	2010-11
35, (35-4)	1997-98
35, (35-4)	1985-86
34, (34-6)	2021-22
34, (34-2)	1996-97
33, (33-5)	1985-86
33, (33-3)	2015-16
33, (33-3)	2009-10
33, (33-5)	2006-07
33, (33-4)	2001-02
32, (32-7)	2011-12
31, (31-8)	2017-18
31, (31-5)	2016-17
30, (30-5)	2002-03
30, (30-8)	1989-90

MOST VICTORIES/CONFERENCE

Wins, (W-L)	Season
17, (17-1)	2019-20
16, (16-2)	2016-17
16, (16-2)	2011-12
16, (16-0)	2001-02
16, (16-2)	1925-26
16, (16-0)	1922-23

FEWEST VICTORIES

Wins, (W-L)	Season
3, (3-4)	1899-1900

FEWEST VICTORIES/CONFERENCE

Wins, (W-L)	Season
2, (2-8)	1928-29
	Since 1950
3, (3-11)	1961-62

MOST LOSSES

Losses, (W-L)	Season
18, (8-18)	1972-73
18, (7-18)	1961-62

MOST LOSSES/CONFERENCE

Losses, (W-L)	Season
11, (3-11)	1961-62
11, (5-11)	1915-16

FEWEST LOSSES

Losses, (W-L)	Season
1, (16-1)	1933-34
1, (17-1)	1924-25
1, (17-1)	1922-23
1, (16-1)	1914-15

1, (17-1)	1913-14
1, (18-1)	1909-10

Since 1950

2, (34-2)	1996-97
-----------	---------

FEWEST LOSSES/CONFERENCE

Losses, (W-L)	Season
0, (16-0)	2001-02
0, (14-0)	1970-71
0, (10-0)	1945-46
0, (10-0)	1942-43
0, (10-0)	1935-36
0, (16-0)	1922-23
0, (6-0)	1907-08

MOST GAMES PLAYED

GP, (W-L)	Season
40, (34-6)	2021-22
40, (37-3)	2007-08
39, (31-8)	2017-18
39, (32-7)	2011-12
39, (35-4)	1997-98
39, (35-4)	1985-86

MOST GAMES PLAYED/CONF. SEASON

18, 14 times	1921, 1926, 1928, 2012, 2013, 2014, 2015, 2016, 2017, 2018, 2019, 2020, 2021, 2022
--------------	--

FEWEST GAMES PLAYED

GP, (W-L)	Season
7, (3-4)	1899-1900

FEWEST GAMES PLAYED/CONFERENCE

GP, (W-L)	Season
6, (6-0)	1907-08

HIGHEST AVG. SCORING MARGIN

MAR	Season
+19.8	1989-90
+19.0	2007-08
+18.8	1996-97

HIGHEST AVG. HOME ATTENDANCE

AVG	Season
16,445	2011-12
16,437	2013-14
16,436	2015-16
16,433	2009-10
16,409	2007-08
16,395	2016-17
16,388	2019-20
16,383	2014-15

16,350	2008-09
16,345	2017-18
16,300	Seven Times

LONGEST WINNING STREAK (SEASON)

Games	Season
22	1996-97
21	1970-71
21	1935-36
20	2007-08

LONGEST WINNING STREAK (includes multiple seasons)

Games	Seasons
23	1934-35 to 1935-36
22	1996-97
22	1907-08 to 1908-09

MOST POINTS SCORED

PTS	Season
3,365 (90.9 ppg)	2001-02
3,300 (84.6 ppg)	1997-98
3,223 (92.1 ppg)	1989-90
3,221 (80.5 ppg)	2007-08
3,129 (78.2 ppg)	2021-22

MOST POINTS ALLOWED

PTS	Season
2,803 (71.9 ppg)	2017-18
2,765 (74.7 ppg)	2001-02
2,690 (67.3 ppg)	2021-22
2,634 (67.5 ppg)	1985-86
2,628 (67.4 ppg)	1997-98

HIGHEST SCORING AVERAGE

PPG	Season
92.1	1989-90
90.9	2001-02

MOST REBOUNDS

REB	Season
1,682 (43.1 rpg)	1997-98
1,638 (44.3 rpg)	2001-02
1,589 (41.8 rpg)	2002-03

HIGHEST REBOUND AVERAGE

RPG	Season
51.1	1960-61
50.3	1961-62

HIGHEST AVG. REBOUND MARGIN

MAR	Season
+13.0	1956-57
+11.5	1957-58

MOST FIELD GOALS

FG	Season
1,260	1985-86
1,259	2001-02
1,249	1997-98

HIGHEST FIELD GOAL PCT.

PCT (FG-A)	Season
.556 (1,260-2,266)	1985-86
.537 (1,019-1,898)	1984-85

LOWEST FIELD GOAL PCT.

PCT (FG-A)	Season
.349 (581-1,663)	1958-59
.351 (552-1,574)	1955-56

BEST FG PERCENTAGE DEFENSE

PCT	Season
.345	1957-58
.351	1956-57

MOST FREE THROWS

FT	Season
698	1996-97
665	2013-14
623	2001-02
618	1985-86

Team Records

MOST FREE THROWS/CONFERENCE FT

Season	Value
1996-97	338
2013-14	337
2014-15	293
2016-17	289
2009-10	274
2007-08	272

2018-19	743
2015-16	728
2010-11	710

HIGHEST 3-POINT FIELD GOAL PERCENTAGE PCT (FG-A)

Season	Value
1989-90	433 (230-531)
2001-02	418 (224-536)
2015-16	418 (304-728)

MOST FREE THROW ATTEMPTS FTA

Season	Value
1996-97	1,007
2013-14	935
1990-91	924
1995-96	916

LOWEST 3-POINT FIELD GOAL PERCENTAGE PCT (FG-A)

Season	Value
1995-96	326 (220-674)
2003-04	335 (188-562)
2002-03	335 (183-546)
1987-88	335 (78-233)
2013-14	340 (189-556)

MOST FREE THROW ATTEMPTS/CONF. FTA

Season	Value
1996-97	504
2013-14	463
1990-91	409
2016-17	408

MOST ASSISTS AST

Season	Value
1985-86	814
2001-02	767
1989-90	763
1997-98	746
2007-08	721

HIGHEST FREE THROW PERCENTAGE PCT (FT-A)

Season	Value
2012-13	.737 (596-809)
1948-49	.733 (225-307)
1979-80	.731 (442-605)
1982-83	.729 (424-582)

MOST ASSISTS/CONFERENCE AST

Season	Value
2001-02	353
1997-98	307
2000-01	300
1989-90	288

HIGHEST FREE THROW PERCENTAGE/CONFERENCE PCT (FT-A)

Season	Value
1983-84	.764 (201-263)
1984-85	.758 (232-306)
2007-08	.756 (272-360)

MOST ASSISTS PER GAME AVG

Season	Value
1989-90	21.80 (763)
1985-86	20.87 (814)
2001-02	20.73 (767)

MOST 3-POINT FIELD GOALS FG

Season	Value
2017-18	391
2016-17	318
2015-16	304
2021-22	286
2010-11	271
2007-08	271
2009-10	262

MOST ASSISTS PER GAME/CONFERENCE AVG

Season	Value
2001-02	22.06 (353)
1989-90	20.57 (288)
1997-98	19.19 (307)

MOST 3-POINT FG ATTEMPTS FGA

Season	Value
2017-18	974
2021-22	792
2016-17	787

MOST STEALS ST

Season	Value
2002-03	373
2001-02	357
2007-08	356
1996-97	351

MOST STEALS/CONFERENCE ST

Season	Value
--------	-------

2005-06	167
2002-03	157
1996-97	154
2006-07	144
1999-2000	142

MOST STEALS PER GAME AVG (Steals)

Season	Value
2002-03	9.82 (373)
2005-06	9.79 (323)
1996-97	9.75 (351)
2001-02	9.65 (357)

MOST STEALS PER GAME/CONFERENCE AVG (Steals)

Season	Value
2005-06	10.44 (167)
2002-03	9.81 (157)
1996-97	9.63 (154)

MOST TURNOVERS TO

Season	Value
1987-88	643
1997-98	623
1990-91	606

MOST BLOCKED SHOTS Blocks

Season	Value
2012-13	247
2006-07	246
2007-08	235
2009-10	232
2011-12	222
1996-97	222

MOST BLOCKED SHOTS/CONFERENCE Blocks

Season	Value
2011-12	105
1996-97	102
1999-2000	101
2001-02	100
2013-14	97
2006-07	97

MOST BLOCKED SHOTS PER GAME AVG (Blocks)

Season	Value
2012-13	6.68 (247)
2006-07	6.47 (246)
2009-10	6.41 (232)
1996-97	6.17 (222)
1995-96	6.00 (204)
1974-75	6.00 (162)
1977-78	5.93 (172)

MOST BLOCKED SHOTS PER GAME/CONFERENCE AVG (Blocks)

Season	Value
1996-97	6.38 (102)
1999-2000	6.31 (101)
1995-96	6.21 (87)
2006-07	6.06 (97)

MOST PERSONAL FOULS PF

Season	Value
1996-97	802
1985-86	797

MOST DISQUALIFICATIONS DQ

Season	Value
1970-71	34
1985-86	32

TEAM RECORDS

Largest Margin of Victory
70 (115-45) vs. Brown, at Lawrence, Jan. 3, 1989

Largest Margin of Victory in Allen Fieldhouse
70 (115-45) vs. Brown, Jan. 3, 1989

Largest Margin of Victory on a Neutral Court
58 (110-52) vs. Prairie View A&M, at Oklahoma City, Okla., March 13, 1998 (NCAA Tournament)

Largest Margin of Victory at Opponent
53 (111-58) vs. Hawai'i Loa, at Honolulu, Dec. 28, 1990

Largest Overall Deficit Overcome To Win
22 (10-32) vs. Texas, March 11, 2007, at Oklahoma City, Okla., (Big 12 Championship game)

Largest Overall Deficit Overcome To Win at Home
19 (36-55) vs. Missouri, at Lawrence, Feb. 25, 2012;
19 (22-41) vs. UCLA, at Lawrence, Dec. 2, 1995

Largest Overall Deficit Overcome To Win on the Road
17 (36-53) vs. Kansas State, at Manhattan, Jan. 22, 2022

Largest Halftime Deficit Overcome To Win
16 (34-50) vs. Kansas State, at Manhattan, Jan. 22, 2022
15 (25-40) vs. UNC, at New Orleans, Apr. 4, 2022
15 (24-39) vs. Florida, at Lawrence, Dec. 5, 2014
15 (26-41) vs. UCLA, at Lawrence, Dec. 2, 1995

Largest Lead Blown In A Loss
20 (44-24) vs. Arizona, at Lawrence, Jan. 25, 2003

Largest Lead Before Opponent Scores
31 (31-0) vs. Ottawa, at Lawrence, Dec. 13, 1907
22 (22-0) vs. East Tennessee State, at Lawrence, Dec. 19, 1992

Most Players To Record A Double-Double In One Game
3, Multiple Times; Most Recent: vs. California, at Oakland, Dec. 28, 2002

Most Players To Score In Double-Digits (Game)
9 vs. Iowa State, at Lawrence, Jan. 7, 1989

Most Players with Double-Digit Rebounds (Game)
4, Many Times; Most Recent: vs. Florida, at New York, Nov. 29, 2002

Scoring

1985-88
2,951
 POINTS
DANNY MANNING

2000-03
2,097
 POINTS
NICK COLLISON

1995-98
2,066
 POINTS
RAEF LAFRENTZ

1950-52
1,979
 POINTS
CLYDE LOVELLETTE

58. Bill Bridges, 1959-61	78	375	128	13.2	1,028
59. Thomas Robinson, 2010-12	105	395	229	9.8	1,026
60. Cedric Hunter, 1984-87	118	416	189	8.5	1,022
61. David Magley, 1979-82	113	418	185	9.0	1,022
62. Rodger Bohnenstiel, 1966-68	82	397	212	12.3	1,006
63. Norm Cook, 1974-76	83	414	176	12.1	1,004

In A One-Year Career

Andrew Wiggins, 2014	35	189	43	176	171	597
----------------------	----	-----	----	-----	-----	-----

In A Two-Year Career

Wilt Chamberlain, 1957-58	48	503	427	29.9	1,433
---------------------------	----	-----	-----	------	-------

In A Three-Year Career

Clyde Lovellette, 1950-51-52	80	811	357	24.7	1,979
------------------------------	----	-----	-----	------	-------

MOST POINTS SCORED/CONFERENCE CAREER

Player, Seasons	G	Points	Average
Danny Manning, 1985-86-87-88	56	1,230	21.9

HIGHEST CAREER SCORING AVERAGE

Rk. Player, Seasons	G	Points	Average
1. Wilt Chamberlain, 1957-58	48	1,433	29.9
2. Clyde Lovellette, 1950-51-52	80	1,979	24.7
3. Wayne Hightower, 1960-61	53	1,128	21.3
4. Dave Robisch, 1969-70-71	83	1,754	21.1
5. Danny Manning, 1985-86-87-88	147	2,951	20.1

HIGHEST SCORING AVERAGE/CONFERENCE CAREER

Player, Seasons	G	Points	Average
Wilt Chamberlain, 1957-58	23	627	27.3

SINGLE-SEASON SCORING RECORDS

MOST POINTS SCORED

Rk. Player, Seasons	G	FG 3Pt.	FT	Avg.	Pts.	
1. Danny Manning, 1988	38	381	9	171	24.8	942
2. Clyde Lovellette, 1952	31	352	182	28.6	886	
3. Danny Manning, 1987	36	347	165	23.9	860	
4. Wilt Chamberlain, 1957	27	275	250	29.6	800	
5. Paul Pierce, 1998	38	287	40	163	20.4	777
6. Frank Mason III, 2017	36	241	82	189	20.9	753
7. Drew Gooden, 2002	37	285	10	154	19.8	734
8. Jalen Wilson, 2023	36	247	70	159	20.1	723
9. Nick Collison, 2003	38	281	13	127	18.5	702
10. Dedric Lawson, 2019	36	249	35	167	19.4	700
11. Thomas Robinson, 2012	39	261	7	163	17.7	692
12. Dave Robisch, 1970	26	250	189	26.5	689	
13. Devonte' Graham, 2018	39	199	110	167	17.3	675
14. Raef LaFrentz, 1997	36	261	15	143	18.5	666
15. Sherron Collins, 2009	35	226	77	132	18.9	661
16. Bud Stallworth, 1972	26	277	7	105	20.3	659
17. Marcus Morris, 2011	38	240	26	148	17.2	654
18. Danny Manning, 1986	39	279	95	167	16.7	653
19. Tyshawn Taylor, 2012	39	228	58	137	16.6	647
20. Perry Ellis, 2016	38	237	28	139	16.9	641
21. Thomas Robinson, 2003	37	232	89	88	17.3	641
22. Wilt Chamberlain, 1958	21	228	177	30.1	633	
23. Ron Kellogg, 1986	39	244	134	15.9	622	
24. Wayne Hightower, 1960	28	209	9	193	21.0	611
25. Keith Langford, 2003	38	240	22	101	15.9	603
26. Andrew Wiggins, 2014	35	189	43	176	17.1	597
Ron Kellogg, 1985	34	250	97	17.6	597	
28. Raef LaFrentz, 1998	30	232	8	121	19.8	593
29. Ben McLemore, 2012	37	198	73	120	15.9	589
30. Paul Pierce, 1997	36	215	33	124	16.3	587
31. Walter Wesley, 1965	25	235	121	23.5	587	
32. Wayne Simien, 2005	26	191	4	142	20.3	587
33. Nick Collison, 2002	37	245	3	84	15.6	572
34. Dave Robisch, 1971	30	215	146	19.2	576	
35. Josh Jackson, 2017	35	220	34	98	16.3	572
36. Sviatoslav Mykhailiuk, 2018	39	205	115	45	14.6	570
37. Wayne Simien, 2004	32	200	2	167	17.8	569
38. Terry Brown, 1991	35	191	111	68	16.0	561
39. Walter Wesley, 1966	27	200	159	20.7	559	
40. Sherron Collins, 2010	36	185	70	118	15.5	558
41. Malik Newman, 2018	39	186	85	96	14.2	553
42. Rex Walters, 1993	36	179	83	110	15.3	551
43. Milt Newton, 1989	31	199	65	87	17.7	550
44. Clyde Lovellette, 1951	24	245	58	22.8	548	
45. Kirk Hinrich, 2002	37	198	66	84	14.8	546

By A Senior

Danny Manning, 1988	38	381	9	171	24.8	942
---------------------	----	-----	---	-----	------	-----

By A Junior

Danny Manning, 1987	36	347	165	23.9	860
---------------------	----	-----	-----	------	-----

By A Sophomore

Wilt Chamberlain, 1957	27	275	250	29.6	800
------------------------	----	-----	-----	------	-----

By A Freshman

Andrew Wiggins, 2014	35	189	43	176	17.1	597
----------------------	----	-----	----	-----	------	-----

Since 1988-89

Paul Pierce, 1998	38	287	40	163	20.4	777
-------------------	----	-----	----	-----	------	-----

MOST POINTS SCORED/CONFERENCE

Player, Season	G	FG	3Pt	FT	Avg.	Pts.
Bud Stallworth, 1972	14	n/a	n/a	27.8	389	

HIGHEST SCORING AVERAGE

Rk. Player	Season	G	Points	Avg.
1. Wilt Chamberlain	1958	21	633	30.1
2. Wilt Chamberlain	1957	27	800	29.6
3. Clyde Lovellette	1952	31	886	28.6
4. Dave Robisch	1970	26	689	26.5
5. Bud Stallworth	1972	26	659	25.3

HIGHEST SCORING AVERAGE/CONFERENCE

Player	Season	G	Points	Avg.
Wilt Chamberlain	1958	11	311	28.3

SINGLE-GAME SCORING RECORDS

MOST POINTS SCORED

Rk. Player (Yr.)	Date	Opp.	FG	3PT	FT	Pts.
1. Wilt Chamberlain (So.)	12-3-56	Northwestern	20	12	52	52
2. Bud Stallworth (Sr.)	2-26-72	Missouri	19	12	50	50
3. John Douglas (Jr.)	2-16-77	Iowa State	19	8	46	46
Wilt Chamberlain (Sr.)	2-9-58	Nebraska	14	18	46	46
5. Wilt Chamberlain (So.)	12-30-56	Colorado	18	9	45	45
6. B.H. Born (Jr.)	3-2-53	Colorado	16	12	44	44
Clyde Lovellette (Sr.)	3-22-52	Saint Louis	16	12	44	44
8. Terry Brown (Sr.)	1-5-91	N.C. State	14	11	42	42
Danny Manning (Jr.)	3-15-87	SMS	16	0	10	42
Walter Wesley (Jr.)	12-12-64	Loyola (Ill.)	19	4	42	42
Clyde Lovellette (Sr.)	12-14-51	SMU	18	6	42	42

Date Opp. FG 3PT FT Pts.

By A Senior

Bud Stallworth	2-26-72	Missouri	19	12	50	50
----------------	---------	----------	----	----	----	----

By A Junior

John Douglas	2-16-77	Iowa State	19	8	46	46
Wilt Chamberlain	2-9-58	Nebraska	14	18	46	46

By A Sophomore

Wilt Chamberlain	12-3-56	Northwestern	20	12	52	52
------------------	---------	--------------	----	----	----	----

By A Freshman

Andrew Wiggins	3-8-14	West Virginia	12	2	15	41
----------------	--------	---------------	----	---	----	----

In A Career Debut

Wilt Chamberlain	12-3-56	Northwestern	20	12	52	52
------------------	---------	--------------	----	----	----	----

In A Freshman Debut

Xavier Henry	11-13-09	Hofstra	8	5	6	27
--------------	----------	---------	---	---	---	----

In A Kansas Loss

Andrew Wiggins	3-8-14	West Virginia	12	2	15	41
----------------	--------	---------------	----	---	----	----

In A Kansas Home Game

Wilt Chamberlain	12-3-56	Northwestern	20	12	52	52
------------------	---------	--------------	----	----	----	----

On An Opponent's Home Court

John Douglas	2-16-77	Iowa State	19	8	46	46
--------------	---------	------------	----	---	----	----

On A Neutral Court

Wilt Chamberlain	12-29-56	Colorado	18	9	45	45
------------------	----------	----------	----	---	----	----

In An NCAA Tournament Game

Clyde Lovellette	3-22-52	Saint Louis	16	12	44	44
------------------	---------	-------------	----	----	----	----

In A Big Eight Postseason Tournament Game

Danny Manning	3-6-87	Missouri	11	0	9	31
---------------	--------	----------	----	---	---	----

In A Big 12 Postseason Tournament Game

Wayne Simien	2-12-04	Missouri	12	7	31	31
Malik Newman	3-8-18	Oklahoma St.	11	4	4	30
Perry Ellis	3-14-14	Iowa State	11	1	7	30
Andrew Wiggins	3-13-14	Oklahoma St.	9	3	9	30
Mario Chalmers	3-16-08	Texas	10	8	2	30
Paul Pierce	3-9-97	Missouri	12	3	3	30

MOST POINTS SCORED/CONFERENCE

Rk. Player (Class)	Date	Opponent	FG	3PT	FT	Pts
1. Bud Stallworth (Sr.)	2-26-72	Missouri	19	12	50	50
2. John Douglas (Jr.)	2-16-77	Iowa State	19	8	46	46
Wilt Chamberlain (Jr.)	2-9-58	Nebraska	14	18	46	46
4. B.H. Born (Jr.)	3-2-53	Colorado	16	12	44	44

MOST POINTS SCORED IN CONSECUTIVE GAMES

91... Wilt Chamberlain vs. Northwestern (52) and Marquette (39), Dec. 3 & Dec. 8, 1956

Scoring

YEAR-BY-YEAR SCORING LEADERS

Year	Player	G	FG	3PT	FT	PTS	AVG
1922	George Rody	17	67	--	116	250	14.7
1923	Tus Ackerman	18	46	--	70	162	9.0
1924	Tus Ackerman	18	61	--	30	152	8.4
1925	Tus Ackerman	18	66	--	52	184	10.2
1926	Al Peterson	18	75	--	13	163	9.1
1927	Al Peterson	17	75	--	25	175	10.3
1928	Russell Thomson	18	88	--	29	205	11.3
1929	Russell Thomson	17	53	--	39	145	8.5
1930	Tom Bishop	18	67	--	42	176	9.7
1931	Tom Bishop	18	65	--	35	165	9.1
1932	Ted O'Leary	18	80	--	39	199	11.0
1933	Bill Johnson	17	72	--	39	183	10.7
1934	Ray Ebling	17	67	--	49	183	10.7
1935	Ray Ebling	20	78	--	62	218	10.9
1936	Ray Ebling	18	84	--	52	220	12.2
1937	Fred Pralle	18	57	--	46	160	8.8
1938	Fred Pralle	20	82	--	50	214	10.7
1939	Howard Engleman (So.)	19	48	--	26	122	6.4
1940	Ralph Miller (So.)	25	85	--	58	228	9.1
1941	Howard Engleman (Sr.)	18	114	--	62	290	16.1
1942	Ralph Miller (Sr.)	22	116	--	62	294	13.4
1943	Otto Schnellbacher	26	185	--	53	423	16.3
1944	Don Barrington	25	93	--	58	244	9.7
1945	Charlie Moffett	16	62	--	32	156	9.7
1946	Charlie Black (Jr.)	20	122	--	82	326	16.3
1947	Charlie Black (Sr.)	27	107	--	91	305	11.3
1948	Otto Schnellbacher (Sr.)	15	59	--	85	203	13.5
1949	Gene Peterson (Sr.)	24	106	--	67	279	11.6
1950	Clyde Lovellette (So.)	25	214	--	117	545	21.8
1951	Clyde Lovellette (Jr.)	24	245	--	58	548	22.8
1952	Clyde Lovellette (Sr.)	31	352	--	182	886	28.6
1953	B. H. Born (Jr.)	25	163	--	148	474	18.9
1954	B. H. Born (Sr.)	21	131	--	136	398	19.0
1955	Dallas Dobbs (Jr.)	20	125	--	67	317	15.9
1956	Maurice King (Jr.)	23	119	--	91	329	14.0
1957	Wilt Chamberlain (So.)	27	275	--	250	800	29.6
1958	Wilt Chamberlain (Jr.)	21	228	--	177	633	30.1
1959	Ron Loneski (Sr.)	23	160	--	116	436	19.0
1960	Wayne Hightower (So.)	28	209	--	193	611	21.8
1961	Wayne Hightower (Jr.)	25	192	--	133	517	20.7
1962	Jerry Gardner (Sr.)	25	203	--	111	517	20.7
1963	George Unseld (Jr.)	25	166	--	100	432	17.2
1964	George Unseld (Sr.)	25	186	--	88	460	18.4
1965	Walter Wesley (Jr.)	25	233	--	121	587	23.5
1966	Walter Wesley (Sr.)	27	200	--	159	559	20.7
1967	Rodger Bohnenstiehl (Jr.)	26	167	--	92	426	16.4
1968	Jo Jo White (Jr.)	30	188	--	83	459	15.3
1969	Dave Robisch (So.)	27	181	--	127	489	18.1
1970	Dave Robisch (Jr.)	26	250	--	189	689	26.5
1971	Dave Robisch (Sr.)	30	215	--	146	576	19.2
1972	Bud Stallworth (Sr.)	26	277	--	105	659	25.3
1973	Rick Suttle (So.)	26	185	--	53	423	16.3
1974	Danny Knight (Jr.)	30	157	--	58	372	12.4
1975	Rick Suttle (Sr.)	27	160	--	73	393	14.6
1976	Norman Cook (Sr.)	26	156	--	74	386	14.8
1977	John Douglas (Jr.)	28	223	--	91	537	19.2
1978	Darnell Valentine (Fr.)	29	143	--	106	392	13.5
1979	Darnell Valentine (So.)	29	166	--	136	468	16.1
1980	Darnell Valentine (Jr.)	28	155	--	153	463	16.5
1981	Tony Guy (Jr.)	32	188	--	128	504	15.8
1982	David Magley (Sr.)	27	183	--	101	468	17.3
1983	Carl Henry (Jr.)	29	196	--	114	506	17.4
1984	Carl Henry (Sr.)	32	209	--	120	538	16.8
1985	Ron Kellogg (Jr.)	34	250	--	97	597	17.6
1986	Danny Manning (So.)	39	279	--	95	653	16.7
1987	Danny Manning (Jr.)	36	347	1	165	860	23.9
1988	Danny Manning (Sr.)	38	381	9	171	942	24.8
1989	Milt Newton (Sr.)	31	199	65	87	550	17.7
1990	Kevin Pritchard (Sr.)	35	177	46	106	506	14.5
1991	Terry Brown (Sr.)	35	191	111	68	561	16.0
1992	Rex Walters (Jr.)	32	165	68	115	513	16.0
1993	Rex Walters (Sr.)	36	179	83	110	551	15.3
1994	Steve Woodberry (Sr.)	35	188	74	92	542	15.5
1995	Jerod Haase (So.)	31	146	67	105	464	15.0

Year	Player	G	FG	3PT	FT	PTS	AVG
1996	Raef LaFrentz (So.)	34	189	2	74	454	13.4
1997	Raef LaFrentz (Jr.)	36	261	1	143	666	18.5
1998	Paul Pierce (Jr.)	38	287	40	163	777	20.4
1999	Eric Chenowith (So.)	33	165	1	113	444	13.5
2000	Kenny Gregory (Jr.)	34	199	2	36	436	12.8
2001	Kenny Gregory (Sr.)	30	204	22	39	469	15.6
2002	Drew Gooden (Jr.)	37	285	10	154	734	19.8
2003	Nick Collison (Sr.)	38	281	13	127	702	18.5
2004	Wayne Simien (Jr.)	32	200	2	167	569	17.8
2005	Wayne Simien (Sr.)	26	191	4	142	582	20.3
2006	Brandon Rush (Fr.)	33	170	50	54	444	13.5
2007	Brandon Rush (So.)	38	186	75	79	526	13.8
2008	Brandon Rush (Jr.)	38	180	80	67	507	13.3
2009	Sherron Collins (Jr.)	35	226	77	132	661	18.9
2010	Sherron Collins (Sr.)	36	185	70	118	558	15.5
2011	Marcus Morris (Jr.)	38	240	26	148	654	17.2
2012	Thomas Robinson (Jr.)	39	261	7	163	692	17.7
2013	Ben McLemore (Fr.)	37	198	73	120	589	15.9
2014	Andrew Wiggins (Fr.)	35	189	43	176	597	17.1
2015	Perry Ellis (Jr.)	34	166	18	119	469	13.8
2016	Perry Ellis (Sr.)	38	237	28	139	641	16.9
2017	Frank Mason III (Sr.)	36	241	82	189	753	20.9
2018	Devonte' Graham (Sr.)	39	199	110	167	675	17.3
2019	Dedric Lawson (Jr.)	36	249	35	167	700	19.4
2020	Devon Dotson (So.)	31	182	38	142	544	18.1
2021	Ochai Agbaji (Jr.)	30	147	78	51	423	14.1
2022	Ochai Agbaji (Sr.)	39	258	103	113	732	18.8
2023	Jalen Wilson (R-Jr.)	36	247	70	159	723	20.1

Field Goals

1985-88

1,216

FIELD GOALS

DANNY
MANNING

2000-03

858

FIELD GOALS

NICK
COLLISON

1995-98

825

FIELD GOALS

RAEF
LAFRENTZ

1950-52

811

FIELD GOALS

CLYDE
LOVELLETTE

CAREER FIELD GOALS

FIELD GOALS MADE

Rk.	Player, Years	FGM
1.	Danny Manning, 1985-88	1,216
2.	Nick Collison, 2000-03	858
3.	Raef LaFrentz, 1995-98	825
4.	Clyde Lovellette, 1950-52	811
5.	Kenny Gregory, 1998-2001	674
6.	Keith Langford, 2002-05	671
7.	Sherron Collins, 2007-10	656
8.	Perry Ellis, 2013-16	653
9.	Dave Robisch, 1969-71	646
10.	Paul Pierce, 1996-98	645
11.	Mark Randall, 1987, 89-91	643
12.	Darnell Valentine, 1978-81	640
13.	Bud Stallworth, 1970-72	631
14.	Calvin Thompson, 1983-86	630
15.	Kirk Hinrich, 2000-03	615
16.	Kevin Pritchard, 1987-90	610
17.	Frank Mason III, 2014-17	609
18.	Ron Kelllogg, 1983-86	607

FIELD GOALS MADE/CONFERENCE

Rk.	Player, Years	FGM
1.	Danny Manning, 1985-88	504

FIELD GOALS ATTEMPTED

Rk.	Player, Years	FGA
1.	Danny Manning, 1985-88	2,049
2.	Clyde Lovellette, 1950-52	1,795
3.	Nick Collison, 2000-03	1,526
4.	Raef LaFrentz, 1995-98	1,486
5.	Sherron Collins, 2007-10	1,476
6.	Bud Stallworth, 1970-72	1,413
7.	Dave Robisch, 1969-71	1,410
8.	Keith Langford, 2002-05	1,356
9.	Darnell Valentine, 1978-81	1,344
10.	Paul Pierce, 1996-98	1,341
11.	Frank Mason III, 2014-17	1,340
12.	Devonte' Graham, 2015-18	1,295
13.	Perry Ellis, 2013-16	1,286
14.	Jo Jo White, 1966-69	1,276
15.	Kenny Gregory, 1998-2001	1,264
16.	Kirk Hinrich, 2000-03	1,247
17.	Kevin Pritchard, 1987-90	1,233
18.	Drew Gooden, 2000-02	1,205
19.	Brandon Rush, 2006-08	1,193

FIELD GOAL PERCENTAGE

(Minimum 500 attempts; *NCAA Record)

Rk.	Player, Years	FG	FGA	FG%
1.	Udoka Azubuike, 2017-20	469	629	74.6*
2.	Mark Randall, 1987, 89-91	643	1,037	62.0
3.	Richard Scott, 1991-94	566	950	59.6
4.	Danny Manning, 1985-88	1,216	2,049	59.3
5.	Darnell Jackson, 2005-08	311	586	58.0
	Alonzo Jamison, 1990-92	296	510	58.0
7.	Cole Aldrich, 2008-10	391	681	57.4
8.	Greg Dreiling, 1984-86	474	828	57.2
9.	Jeff Withery, 2010-13	327	576	56.8
	Sasha Kaun, 2005-08	331	583	56.8
11.	Nick Collison, 2000-03	858	1,526	56.2

12.	Kelly Knight, 1980, 82-84	438	782	56.0
13.	Wayne Simien, 2002-05	585	1,048	55.8
14.	Marcus Morris, 2009-11	508	916	55.5
	Julian Wright, 2006-07	314	556	55.5
	Raef LaFrentz, 1995-98	825	1,486	55.5
	Mike Maddox, 1988-91	401	723	55.5
18.	Markieff Morris, 2009-11	341	617	55.3
19.	Greg Osterlag, 1992-95	388	705	55.0
	Carl Henry, 1983-84	405	736	55.0
21.	Scot Pollard, 1994-97	425	774	54.9

SINGLE-SEASON FIELD GOALS

FIELD GOALS MADE

Rk.	Player, Year	FGM
1.	Danny Manning, 1988	381
2.	Clyde Lovellette, 1952	352
3.	Danny Manning, 1987	347
4.	Paul Pierce, 1998	287
5.	Drew Gooden, 2002	285
6.	Nick Collison, 2003	281
7.	Danny Manning, 1986	279
8.	Bud Stallworth, 1972	277
9.	Wilt Chamberlain, 1957	275
10.	Thomas Robinson, 2012	261
	Raef LaFrentz, 1997	261

FIELD GOALS MADE/CONFERENCE

Rk.	Player, Year	FGM
1.	Bud Stallworth, 1972	162

FIELD GOAL ATTEMPTS

Rk.	Player, Year	FGA
1.	Clyde Lovellette, 1952	742
2.	Danny Manning, 1988	653
3.	Bud Stallworth, 1972	620
4.	Wilt Chamberlain, 1957	588
5.	Drew Gooden, 2002	566
6.	Danny Manning, 1987	562
7.	Paul Pierce, 1998	559
8.	Clyde Lovellette, 1951	554
9.	Dave Robisch, 1970	526
10.	Sherron Collins, 2009	521

FIELD GOAL PERCENTAGE

(Minimum 200 attempts; *NCAA Record)

Rk.	Player, Year	FG	FGA	FG%
1.	Udoka Azubuike, 2018	211	274	77.0*
2.	Udoka Azubuike, 2020	181	242	74.8
3.	Mark Randall, 1989	201	311	64.6
4.	Mark Randall, 1991	205	319	64.3
5.	Richard Scott, 1992	138	216	63.9
6.	Darnell Jackson, 2008	171	273	62.6
7.	Danny Manning, 1987	347	562	61.7
7.	Richard Scott, 1993	155	255	60.8
8.	Ken Koenigs, 1978	123	204	60.3
9.	Mark Randall, 1990	183	305	60.0
	Greg Dreiling, 1986	180	300	60.0
	Danny Manning, 1986	279	465	60.0

SINGLE-GAME FIELD RECORDS

MOST FIELD GOALS MADE

FG, Player	Date	Opponent
20, Wilt Chamberlain	12-3-58	Northwestern
19, John Douglas	2-16-77	Iowa State
19, Bud Stallworth	2-26-72	Missouri
19, Walter Wesley	12-12-65	Loyola (Ill.)

Since 1988-89

14, Devonte' Graham	11-28-17	Toledo
14, Julian Wright	2-10-07	Missouri
14, Nick Collison	3-27-03	Duke
14, Paul Pierce	2-23-98	Oklahoma
14, Terry Brown	1-5-91	N.C. State

MOST FIELD GOALS MADE/CONFERENCE

FG, Player	Date	Opponent
19, John Douglas	2-16-77	Iowa State
19, Bud Stallworth	2-26-72	Missouri

Since 1988-89

14, Julian Wright	2-10-07	Missouri
14, Paul Pierce	2-23-98	Oklahoma

MOST FIELD GOAL ATTEMPTS

FG, Player	Date	Opponent
38, Bud Stallworth	2-26-72	Missouri

Since 1988-89

26, Sherron Collins	3-20-09	N.D. State
---------------------	---------	------------

MOST FIELD GOAL ATTEMPTS/CONFERENCE

FG, Player	Date	Opponent
38, Bud Stallworth	2-26-72	Missouri

Since 1988-89

23, Drew Gooden	2-11-02	Texas
-----------------	---------	-------

MOST FIELD GOAL ATTEMPTS WITHOUT A MISS, SINGLE GAME

FG, Player	Date	Opponent
10, Danny Manning	1-18-86	Oklahoma State
10, Norm Cook	12-1-73	Murray State
9, Lagerald Vick	11-29-16	Long Beach State
9, Tarik Black	3-5-14	Texas Tech
9, C.J. Giles	11-23-05	Chaminade
9, Mark Randall	12-15-90	Rider

MOST FIELD GOAL ATTEMPTS WITHOUT A MISS, MULTIPLE GAMES

FG, Player	Date	Opponents
16, Greg Dreiling	1-23-86 to 1-28-86	MU, Louisville, OU, ISU

Field Goals

YEAR-BY-YEAR LEADERS

FIELD GOAL LEADERS

Year	Player	FG
1975	Rick Suttle (Sr.)	160
1976	Norm Cook (Jr.)	156
1977	John Douglas (Jr.)	223
1978	John Douglas (Sr.)	158
1979	Darnell Valentine (So.)	166
1980	Darnell Valentine (Jr.)	155
1981	Tony Guy (Jr.)	188
1982	David Magley (Sr.)	183
1983	Carl Henry (Jr.)	196
1984	Carl Henry (Sr.)	209
1985	Ron Kellogg (Jr.)	250
1986	Danny Manning (So.)	279
1987	Danny Manning (Jr.)	347
1988	Danny Manning (Sr.)	381
1989	Mark Randall (So.)	201
1990	Mark Randall (Jr.)	183
1991	Mark Randall (Sr.)	205
1992	Rex Walters (Jr.)	165
1993	Rex Walters (Sr.)	179
1994	Richard Scott (Sr.)	188
	Steve Woodberry (Sr.)	188
1995	Jerod Haase (So.)	146
1996	Raef LaFrentz (So.)	189
1997	Raef LaFrentz (Jr.)	261
1998	Paul Pierce (Jr.)	287
1999	Eric Chenowith (So.)	165
2000	Kenny Gregory (Jr.)	199
2001	Kenny Gregory (Sr.)	204
2002	Drew Gooden (Jr.)	285
2003	Nick Collison (Sr.)	281
2004	Wayne Simien (Jr.)	200
2005	Wayne Simien (Sr.)	191
2006	Brandon Rush (Fr.)	170
2007	Julian Wright (So.)	190
2008	Darrell Arthur (So.)	214
2009	Sherron Collins (Jr.)	226
2010	Sherron Collins (Sr.)	185
2011	Marcus Morris (Jr.)	240
2012	Thomas Robinson (Jr.)	261
2013	Ben McLemore (Fr.)	198
2014	Andrew Wiggins (Fr.)	189
2015	Perry Ellis (Jr.)	166
2016	Perry Ellis (Sr.)	237
2017	Frank Mason III (Sr.)	241
2018	Udoka Azubuike (So.)	211
2019	Dedric Lawson (Jr.)	249
2020	Devon Dotson (Sr.)	182
2021	David McCormack (Jr.)	153
2022	Ochai Agbaji (Sr.)	258
2023	Jalen Wilson (R-Jr.)	247

FIELD GOAL PERCENTAGE LEADERS (MIN 180 ATT)

Year	Player	FG	FGA	PCT
1975	Rick Suttle	160	310	51.6
1976	Ken Koenigs	105	212	49.5
1977	Ken Koenigs	116	227	51.1
1978	Ken Koenigs	123	204	60.3
1979	John Crawford	125	240	52.1
1980	John Crawford	98	189	51.9
1981	Victor Mitchell	104	182	57.1
1982	Kelly Knight	119	199	59.8
1983	Kelly Knight	146	265	55.1
1984	Carl Henry	209	374	55.8
1985	Greg Dreiling	173	300	57.7
1986	Danny Manning	279	465	60.0
	Greg Dreiling	180	300	60.0
1987	Danny Manning	347	562	61.7
1988	Danny Manning	381	653	58.3
1989	Mark Randall	201	311	64.6
1990	Mark Randall	183	305	60.0
1991	Mark Randall	205	319	64.3
1992	Richard Scott	138	216	63.9
1993	Richard Scott	155	255	60.8
1994	Richard Scott	188	328	57.3
1995	Greg Ostertag	121	203	59.6
1996	Scot Pollard	123	218	56.4
1997	Raef LaFrentz	261	447	58.4
1998	Raef LaFrentz	232	423	54.8
1999	Nick Bradford	119	232	51.3
2000	Kenny Gregory	199	345	57.7
2001	Nick Collison	187	313	59.7
2002	Nick Collison	245	414	59.2
2003	Nick Collison	281	507	55.4
2004	Wayne Simien	200	376	53.2
2005	Wayne Simien	191	346	55.2
2006	Julian Wright	124	220	56.4
2007	Julian Wright	190	346	54.9
2008	Darnell Jackson	171	273	62.6
2009	Cole Aldrich	199	333	59.8
2010	Marcus Morris	174	305	57.0
2011	Markieff Morris	195	331	58.9
2012	Jeff Withey	113	211	53.6
2013	Jeff Withey	185	318	58.2
2014	Perry Ellis	174	317	54.9
2015	Perry Ellis	166	363	45.7
2016	Perry Ellis	237	446	53.1
2017	Josh Jackson	220	429	51.3
2018	Udoka Azubuike	211	274	77.0
2019	Dedric Lawson	249	508	49.0
2020	Udoka Azubuike	181	242	74.8
2021	David McCormack	153	297	51.5
2022	David McCormack	150	295	50.8
2023	KJ Adams Jr.	156	251	62.2

3-Point Field Goals

1999-2002

338
THREES MADE**JEFF BOSCHEE**

2015-18

296
THREES MADE**DEVONTE' GRAHAM**

1995-98

269
THREES MADE**BILLY THOMAS**

2015-18

237
THREES MADE**SVIATOSLAV MYKHAILIUK**

CAREER 3-POINTERS

MOST 3-POINT FIELD GOALS

Rk.	Player, Years	3FGs
1.	Jeff Boschee, 1999-2002	338
2.	Devonte' Graham, 2015-18	296
3.	Billy Thomas, 1995-98	269
4.	Sviatoslav Mykhailiuk, 2015-18	237
5.	Mario Chalmers, 2005-08	236
6.	Sherron Collins, 2007-10	232
7.	Brandon Rush, 2005-08	205
8.	Terry Brown, 1990-91	200
9.	Frank Mason III, 2014-17	185
10.	Mario Chalmers, 2005-08	180
11.	Adonis Jordan, 1990-93	179
12.	Tyrel Reed, 2008-11	176
13.	Lagerald Vick, 2016-19	167
14.	Wayne Selden Jr., 2014-16	162
15.	Jerod Haase, 1995-97	156
16.	Kevin Pritchard, 1987-90	154

3-POINT FIELD GOAL ATTEMPTS

Rk.	Player, Years	3FGAs
1.	Jeff Boschee, 1999-2002	845
2.	Devonte' Graham, 2015-18	723
3.	Billy Thomas, 1995-98	691
4.	Sherron Collins, 2007-10	615
5.	Sviatoslav Mykhailiuk, 2015-18	579
6.	Kirk Hinrich, 2000-03	546
7.	Terry Brown, 1990-91	485
8.	Brandon Rush, 2005-08	471
9.	Jerod Haase, 1995-97	461
10.	Jalen Wilson, 2019-2023	443
11.	Wayne Selden Jr., 2014-16	443
12.	Frank Mason III, 2014-17	440
13.	Adonis Jordan, 1990-93	437
14.	Tyrel Reed, 2008-11	433
15.	Elijah Johnson, 2010-13	430
	Mario Chalmers, 2005-08	430

3-POINT FIELD GOAL PERCENTAGE

(Minimum 200 attempts)

Rk.	Player, Years	3FGM	3FGA	3FG%
1.	Milt Newton, 1985, 87-89	100	224	44.6
2.	Jeff Guelnder, 1987-90	90	205	43.9
3.	Brandon Rush, 2005-08	205	471	43.5
4.	Kirk Hinrich, 2000-03	236	546	43.2
5.	Steve Woodberry, 1991-94	126	298	42.3
6.	Frank Mason III, 2014-17	185	440	42.0
7.	Mario Chalmers, 2005-08	180	430	41.9
8.	Rex Walters, 1992-93	151	361	41.8
9.	Malik Newman, 2018	85	205	41.5
10.	Brady Morningstar, 2007-11	116	281	41.3
11.	Terry Brown, 1990-91	200	485	41.2
12.	Adonis Jordan, 1990-93	179	437	40.9
13.	Devonte' Graham, 2015-18	296	723	40.9
	Sviatoslav Mykhailiuk, 2015-18	237	579	40.9
15.	Ryan Robertson, 1996-99	144	254	40.7

SINGLE-SEASON 3-POINTERS

MOST 3-POINT FIELD GOALS

Rk.	Player, Year	3FGs
1.	Sviatoslav Mykhailiuk, 2018	115
2.	Terry Brown, 1991	111
3.	Devonte' Graham, 2018	110
	Jeff Boschee, 2002	110
5.	Billy Thomas, 1998	105
6.	Devonte' Graham, 2017	94
7.	Kirk Hinrich, 2003	89
	Terry Brown, 1990	89
9.	Malik Newman, 2018	85
10.	Rex Walters, 1993	83

3-POINT FIELD GOAL ATTEMPTS

Rk.	Player, Year	3FGAs
1.	Terry Brown, 1991	277
2.	Devonte' Graham, 2018	272
3.	Billy Thomas, 1998	262
4.	Sviatoslav Mykhailiuk, 2018	259
5.	Devonte' Graham, 2017	247
6.	Jeff Boschee, 2002	232
7.	Jeff Boschee, 1999	222
8.	Kirk Hinrich, 2003	219
9.	Terry Brown, 1990	208
10.	Malik Newman, 2018	205
	Sherron Collins, 2009	205
12.	Elijah Johnson, 2012	204
13.	Jeff Boschee, 2000	195
14.	Rex Walters, 1993	193
15.	Brandon Rush, 2008	191

3-POINT FIELD GOAL PERCENTAGE

(Minimum 60 attempts)

Rk.	Player, Year	3FGM	3FGA	3FG%
1.	Kirk Hinrich, 2001	55	109	50.5
2.	Aaron Miles, 2005	40	80	50.0
3.	Brannen Greene, 2016	31	63	49.2
4.	Jeff Guelnder, 1990	69	142	48.6
5.	Kirk Hinrich, 2002	66	138	47.8
6.	Tyrel Reed, 2010	44	93	47.3
7.	Brandon Rush, 2006	50	106	47.2
8.	Frank Mason III, 2017	82	174	47.1
9.	Mario Chalmers, 2008	73	156	46.8
10.	Paul Pierce, 1997	33	71	46.5
11.	Jeff Boschee, 2002	110	237	46.4
12.	Lagerald Vick, 2019	66	145	45.5
	Milt Newton, 1989	65	143	45.5
14.	Milt Newton, 1988	29	64	45.3
15.	Greg Guryel, 1994	41	91	45.1
16.	Christian Braun, 2020	32	72	44.4
	Sviatoslav Mykhailiuk, 2018	115	259	44.4

3-POINT FIELD GOALS MADE PER GAME

Rk.	Player, Year	G	3FGs	AVG
1.	Terry Brown, 1991	35	111	3.17
2.	Jeff Boschee, 2002	37	110	2.97
3.	Sviatoslav Mykhailiuk, 2018	39	115	2.95
4.	Billy Thomas, 1998	36	105	2.92
5.	Lagerald Vick, 2019	23	66	2.87

SINGLE-GAME 3-POINTERS

MOST 3-POINT FIELD GOALS

FG, Player	Date	Opponent
11, Terry Brown	1-5-91	N.C. State
8, Lagerald Vick	11-12-18	Vermont
8, Mario Chalmers	3-16-08	Texas
8, Billy Thomas	3-10-98	Texas
7, 10x, last by Lagerald Vick	12-1-18	Stanford

MOST 3-POINT FIELD GOALS/CONFERENCE

FG, Player	Date	Opponent
8, Billy Thomas	1-10-98	Texas
7, J.R. Giddens	1-31-04	Iowa State
7, Jerod Haase	1-23-95	Nebraska
6, 13 Times (last by Devon Dotson vs. Iowa State, 2-17-20)		

MOST 3-POINT FIELD GOAL ATTEMPTS

FGA, Player	Date	Opponent
20, Jerod Haase	12-22-95	Temple
18, Jeff Boschee	3-14-99	Kentucky
17, Kirk Hinrich	3-29-03	Arizona
17, Terry Brown	1-5-91	N.C. State
14, Billy Thomas	12-30-97	Hawaii
13, 6 Times (last by Sviatoslav Mykhailiuk vs. Oklahoma, 1-23-18)		

MOST 3-POINT ATTEMPTS/CONFERENCE

FGA, Player	Date	Opponent
13, Sviatoslav Mykhailiuk	1-23-18	Oklahoma
13, Malik Newman	1-9-18	Iowa State
13, Jeff Boschee	2-11-02	Texas
12, J.R. Giddens	1-31-04	Iowa State
12, Jerod Haase	1-23-95	Nebraska
12, Terry Brown	2-23-91	Oklahoma

MOST 3-POINT ATTEMPTS WITHOUT A MISS

FG-A, Player	Date	Opponent
8-8, Lagerald Vick	11-12-18	Vermont
6-6, Ben McLemore	1-9-13	Iowa State
6-6, Rex Walters	3-18-93	Ball State
5-5, 9x, last by Sviatoslav Mykhailiuk vs. Texas Tech (2-27-16)		

SINGLE-HALF THREE-POINTERS

MOST 3-POINT FIELD GOALS HALF

FG (Half), Player	Date	Opponent
7 (1st), Jeff Boschee	3-9-00	Kansas State
6 (2nd), Billy Thomas	1-10-98	Texas
6 (1st), Terry Brown	1-5-91	N.C. State
5, 13 Times		

MOST 3-POINT FIELD GOALS/CONFERENCE HALF

FG (Half), Player	Date	Opponent
7 (1st), Jeff Boschee	3-9-00	Kansas State
6 (2nd), Billy Thomas	1-10-98	Texas
5, Four Times		

YEARLY 3-POINT FG LEADERS

Year	Player	3FGs	3FG/G
1987	Kevin Pritchard (Fr.)	36	1.00
1988	Milt Newton (Jr.)	29	0.83
1989	Milt Newton (Sr.)	65	2.09
1990	Terry Brown (Jr.)	89	2.54
1991	Terry Brown (Sr.)	111	3.17
1992	Rex Walters (Jr.)	68	2.13
1993	Rex Walters (Sr.)	83	2.31
1994	Steve Woodberry (Sr.)	74	2.11
1995	Jerod Haase (Jr.)	67	2.16
1996	Jerod Haase (Sr.)	55	1.62
1997	Billy Thomas (Jr.)	73	2.03
1998	Billy Thomas (Sr.)	105	2.92
1999	Jeff Boschee (Fr.)	79	2.39
2000	Jeff Boschee (So.)	81	2.38
2001	Jeff Boschee (Jr.)	68	2.06
2002	Jeff Boschee (Sr.)	110	2.97
2003	Kirk Hinrich (Sr.)	89	2.41
2004	J.R. Giddens (Fr.)	74	2.24
2005	J.R. Giddens (So.)	63	2.10
2006	Brandon Rush (Fr.)	50	1.52
2007	Brandon Rush (So.)	75	1.97
2008	Brandon Rush (Jr.)	80	2.11
2009	Sherron Collins (Jr.)	77	2.20
2010	Sherron Collins (Sr.)	70	1.94
2011	Tyrel Reed (Sr.)	72	1.89
2012	Elijah Johnson (Jr.)	69	1.76
2013	Ben McLemore (Fr.)	73	1.97
2014	Naadir Tharpe/Andrew Wiggins(Jr./Fr.)	431.22	
2015	Wayne Selden, Jr. (So.)	46	1.28
2016	Devonte' Graham (So.)	75	1.97
2017	Devonte' Graham (Jr.)	94	2.61
2018	Sviatoslav Mykhailiuk (Sr.)	115	2.95
2019	Lagerald Vick (Sr.)	66	2.87
2020	Isaiah Moss (Sr.)	49	1.63
2021	Ochai Agbaji (Jr.)	78	3.77
2022	Ochai Agbaji (Sr.)	103	2.64
2023	Grady Dick	83	2.31

YEARLY 3-POINT FG PCT. LEADERS

(Minimum 40 attempts)

Year	Player	3FG	3FGA	PCT
1987	Kevin Pritchard	36	88	40.9
1988	Milt Newton	29	64	45.3
1989	Milt Newton	65	143	45.5
1990	Jeff Guelnder	69	142	48.6
1991	Patrick Richey	17	41	41.5
1992	Adonis Jordan	53	130	40.8
1993	Steve Woodberry	25	58	43.1
1994	Greg Guryel	41	91	45.1
1995	Billy Thomas	49	126	38.9
1996	Ryan Robertson	19	42	45.2
1997	Paul Pierce	33	71	46.5
1998	Ryan Robertson	50	116	43.1
1999	Ryan Robertson	51	138	37.0
2000	Jeff Boschee	81	195	41.5
2001	Kirk Hinrich	55	109	50.5
2002	Kirk Hinrich	66	138	47.8
2003	Michael Lee	21	42	50.0
2004	J.R. Giddens	74	182	40.7
2005	Aaron Miles	40	80	50.0
2006	Brandon Rush	50	106	47.2
2007	Brandon Rush	75	174	43.1
2008	Mario Chalmers	73	156	46.8
2009	Brady Morningstar	50	119	42.0
2010	Tyrel Reed	44	93	47.3
2011	Brady Morningstar	43	105	41.0
2012	Tyshawn Taylor	58	152	38.2
2013	Ben McLemore	73	174	42.0
2014	Naadir Tharpe	43	114	37.7
2015	Frank Mason III	42	98	42.9
2016	Brannen Greene	31	63	49.2
2017	Frank Mason III	82	174	47.1
2018	Sviatoslav Mykhailiuk	115	259	44.4
2019	Lagerald Vick	66	145	45.5
2020	Christian Braun	32	72	44.4
2021	Ochai Agbaji	78	207	37.7
2022	Ochai Agbaji	103	252	40.9
2023	Grady Dick	83	206	40.3

Free Throws

1978-81
541
FREE THROWS

DARNELL VALENTINE

1985-88
509
FREE THROWS

DANNY MANNING

2014-17
482
FREE THROWS

FRANK MASON III

1969-71
462
FREE THROWS

DAVE ROBISCH

2.	Wilt Chamberlain, 1958	292
3.	Wayne Hightower, 1960	285
4.	Walter Wesley, 1966	262
5.	Dave Robisch, 1970	254
6.	Clyde Lovellette, 1952	250
7.	Thomas Robinson, 2012	239
8.	Frank Mason III, 2017	238
9.	B. H. Born, 1953	234
10.	Danny Manning, 1988	233
	Dave Robisch, 1971	233

FREE THROW PERCENTAGE (Minimum 50 attempts)

Rk.	Player, Year	FTM	FTA	FT%
1.	Al Correll, 1964	45	50	90.0
2.	Steve Woodberry, 1993	87	99	87.9
3.	Rex Walters, 1993	110	126	87.3
4.	Ryan Robertson, 1999	101	116	87.1
5.	Al Kelley, 1954	75	87	86.2
6.	Calvin Thompson, 1984	67	78	85.9
7.	Sherron Collins, 2010	118	138	85.5
8.	Grady Dick, 2023	76	89	85.4
9.	Ken Koenigs, 1977	72	85	84.7
10.	David Magley, 1981	55	65	84.6
11.	Kirk Hinrich, 2001	91	108	84.3
	Ron Kellogg, 1986	134	159	84.3
	Ron Kellogg, 1985	97	115	84.3

SINGLE-GAME FREE THROWS

MOST FREE THROWS MADE

FT, Player	Date	Opponent
*22, Vern Long	2-16-1911	K.C. Athletic Club
18, Wayne Simien	3-26-04	UAB
18, Wilt Chamberlain	2-8-58	Nebraska

(*Shot all of team's free throws)

Since 1988-89

18, Wayne Simien	3-26-04	UAB
------------------	---------	-----

MOST FREE THROWS/CONFERENCE

FT, Player	Date	Opponent
18, Wilt Chamberlain	2-8-58	Nebraska

Since 1988-89

16, Frank Mason III	2-13-17	West Virginia
---------------------	---------	---------------

MOST FREE THROW ATTEMPTS

FTA, Player	Date	Opponent
26, Verne Long	2-16-1911	Kansas City Athletic Club

Since 1988-89

19, Kelly Oubre, Jr.	3-12-15	TCU
19, Andrew Wiggins	3-8-14	West Virginia
18, Frank Mason III	2-13-17	West Virginia
18, Wayne Simien	3-26-04	UAB
18, Keith Langford	1-2-04	Villanova

MOST FREE THROWS ATTEMPTED/CONFERENCE

FTA, Player	Date	Opponent
23, Wilt Chamberlain	2-8-58	Nebraska

Since 1988-89

19, Andrew Wiggins	3-8-14	West Virginia
--------------------	--------	---------------

HIGHEST FREE THROW PERCENTAGE (Minimum 10 attempts)

PCT (FT-A), Player	Date	Opponent
100.0 (13-13), Devonte' Graham	1-2-18	Texas Tech
100.0 (12-12), Mason Frank III	2-1-17	Baylor
100.0 (10-10), Thomas Robinson	1-23-12	Texas A&M
100.0 (10-10), Kirk Hinrich	2-4-02	Kansas State
100.0 (10-10), Jeff Boschee	1-5-02	Colorado
100.0 (10-10), Rick Calloway	1-27-90	Kansas State
100.0 (10-10), Rick Calloway	1-8-90	Nebraska

HIGHEST FREE THROW PERCENTAGE/CONFERENCE

PCT (FT-A), Player	Date	Opponent
100.0 (13-13), Devonte' Graham	1-2-18	Texas Tech
100.0 (12-12), Mason Frank III	2-1-17	Baylor
100.0 (10-10), Thomas Robinson	1-23-12	Texas A&M
100.0 (10-10), Kirk Hinrich	2-4-02	Kansas State
100.0 (10-10), Jeff Boschee	1-5-02	Colorado
100.0 (10-10), Rick Calloway	1-27-90	Kansas State
100.0 (10-10), Rick Calloway	1-8-90	Nebraska

Since 1988-89

100.0 (13-13), Devonte' Graham	1-2-18	Texas Tech
100.0 (12-12), Mason Frank III	2-1-17	Baylor
100.0 (10-10), Thomas Robinson	1-23-12	Texas A&M
100.0 (10-10), Kirk Hinrich	2-4-02	Kansas State
100.0 (10-10), Jeff Boschee	1-5-02	Colorado
100.0 (10-10), Rick Calloway	1-27-90	Kansas State
100.0 (10-10), Rick Calloway	1-8-90	Nebraska

SINGLE-HALF FREE THROWS

MOST FREE THROWS MADE

FT (HALF), Player	Date	Opponent
14 (2nd), Tyshawn Taylor	11-15-11	Kentucky

MOST FREE THROWS/CONFERENCE

FT (HALF), Player	Date	Opponent
13 (2nd), Devonte' Graham	1-2-18	Texas Tech

Since 1988-89

13 (2nd), Devonte' Graham	1-2-18	Texas Tech
---------------------------	--------	------------

CONSECUTIVE FREE THROWS MADE

36, Sherron Collins	2009
34, Wayne Simien	2005

YEAR-BY-YEAR FREE THROW LEADERS

Year	Player	FT
1975	Rick Suttle (Sr.)	73
1976	Norm Cook (Jr.)	74
1977	John Douglas (Jr.)	91
1978	Darnell Valentine (Fr.)	106
1979	Darnell Valentine (So.)	136
1980	Darnell Valentine (Jr.)	153
1981	Darnell Valentine (Sr.)	146
1982	David Magley (Sr.)	101
1983	Carl Henry (Jr.)	114
1984	Carl Henry (Sr.)	120
1985	Greg Dreiling (Jr.)	101
1986	Ron Kellogg (Sr.)	134
1987	Danny Manning (Jr.)	165
1988	Danny Manning (Sr.)	171
1989	Mark Randall (So.)	95
1990	Kevin Pritchard (Sr.)	106
1991	Mark Randall (Sr.)	113
1992	Rex Walters (Jr.)	115
1993	Rex Walters (Sr.)	110
1994	Steve Woodberry (Sr.)	92
1995	Jerod Haase (Jr.)	105
1996	Jerod Haase (Sr.)	102
1997	Raef LaFrentz (Jr.)	143
1998	Paul Pierce (Jr.)	163
1999	Eric Chenowith (So.)	113
2000	Eric Chenowith (Jr.)	66
2001	Drew Gooden (So.)	105
2002	Drew Gooden (Jr.)	154
2003	Nick Collison (Sr.)	127
2004	Wayne Simien (Jr.)	167
2005	Wayne Simien (Sr.)	142
2006	Russell Robinson (So.)	92
2007	Mario Chalmers (So.)	87
2008	Darnell Jackson (Sr.)	103
2009	Sherron Collins (Sr.)	132
2010	Sherron Collins (Sr.)	118
2011	Marcus Morris (Jr.)	148
2012	Thomas Robinson (Jr.)	163
2013	Jeff Withey (Sr.)	137
2014	Andrew Wiggins (Fr.)	176
2015	Perry Ellis (Jr.)	119
2016	Perry Ellis (Sr.)	139
2017	Frank Mason III (Sr.)	189
2018	Devonte' Graham (Sr.)	167
2019	Dedric Lawson (Jr.)	167
2020	Devon Dotson (Jr.)	142
2021	David McCormack (Jr.)	82
2022	David McCormack (Sr.)	124
2023	Jalen Wilson (R-Jr.)	159

YEARLY FT PERCENTAGE LEADERS (Min. 2 attempts per game)

Year	Player	FT	FTA	PCT
1975	Rick Suttle	73	92	79.3
1976	Ken Koenigs	69	91	75.8
1977	Ken Koenigs	72	85	84.7
1978	Darnell Valentine	106	143	74.1
1979	Paul Mokeski	87	120	72.5
1980	Tony Guy	84	107	78.5
1981	Tony Guy	128	165	77.6
1982	David Magley	101	121	83.5
1983	Carl Henry	114	157	72.6
1984	Calvin Thompson	67	78	85.8
1985	Ron Kellogg	97	115	84.3
1986	Ron Kellogg	134	159	84.3
1987	Danny Manning	165	226	73.0
1988	Kevin Pritchard	88	119	73.9
1989	Kevin Pritchard	83	108	76.9
1990	Kevin Pritchard	106	130	81.5
1991	Adonis Jordan	101	132	76.5
1992	Rex Walters	115	139	82.7
1993	Steve Woodberry	87	99	87.9
1994	Steve Woodberry	92	117	78.6
1995	Jerod Haase	105	143	73.4
1996	Jerod Haase	102	136	75.0
1997	Jacque Vaughn	88	113	77.9
1998	Raef LaFrentz	121	164	73.8
	Paul Pierce	163	221	73.8
1999	Ryan Robertson	101	116	87.1
2000	Eric Chenowith	66	83	79.5
2001	Kirk Hinrich	91	108	84.3
2002	Kirk Hinrich	84	104	80.8
2003	Aaron Miles	78	104	75.0
2004	Wayne Simien	167	206	81.1
2005	Wayne Simien	142	174	81.6
2006	Mario Chalmers	89	113	78.8
2007	Mario Chalmers	87	113	77.0
2008	Brandon Rush	67	86	77.9
	Russell Robinson	88	113	77.9
2009	Sherron Collins	132	166	79.5
2010	Sherron Collins	118	138	85.5
2011	Tyrel Reed	79	99	79.8
2012	Jeff Withey	124	156	79.5
2013	Ben McLemore	120	138	87.0
2014	Andrew Wiggins	176	227	77.5
2015	Frank Mason III	110	140	78.6
2016	Perry Ellis	139	177	78.5
2017	Frank Mason III	189	238	79.4
2018	Malik Newman	96	115	83.5
2019	Dedric Lawson	167	205	81.5
2020	Devon Dotson	142	171	83.0
2021	Marcus Garrett	63	78	80.8
2022	David McCormack	124	164	75.6
2023	Grady Dick	76	89	85.4

CAREER FREE THROWS

FREE THROWS MADE

Rk.	Player, Years	FTM
1.	Darnell Valentine, 1978-81	541
2.	Danny Manning, 1985-88	509
3.	Frank Mason III, 2014-17	482
4.	Dave Robisch, 1969-71	462
5.	Perry Ellis, 2013-16	436
6.	Wilt Chamberlain, 1957-58	427
7.	Wayne Simien, 2002-05	417
8.	Raef LaFrentz, 1995-98	403
9.	Paul Pierce, 1996-98	370
10.	Keith Langford, 2002-05	368

FREE THROW ATTEMPTS

Rk.	Player, Years	FTA
1.	Darnell Valentine, 1978-81	754
2.	Wilt Chamberlain, 1957-58	691
3.	Danny Manning, 1985-88	688
4.	Dave Robisch, 1969-71	677
5.	Frank Mason III, 2014-17	633
6.	Perry Ellis, 2013-16	576
7.	Nick Collison, 2000-03	574
8.	Raef LaFrentz, 1995-98	566
9.	Walter Wesley, 1964-66	544
10.	Scot Pollard, 1994-97	535

FREE THROW PERCENTAGE

(Minimum 150 attempts)

Rk.	Player, Years	FTM	FTA	FT%
1.	Rex Walters, 1992-93	225	265	84.9
2.	Ron Kellogg, 1983-86	294	355	82.8
3.	Calvin Thompson, 1983-86	288	351	82.1
4.	Kirk Hinrich, 2000-03	200	246	81.3
5.	Devon Dotson, 2019-20	142	177	80.8
6.	Sherron Collins, 2007-10	344	426	80.8
7.	Tyrel Reed, 2008-11	141	175	80.6
8.	Ryan Robertson, 1996-99	251	313	80.2
9.	Steve Woodberry, 1991-94	258	326	79.1
	David Magley, 1979-82	185	234	79.1
	Al Correll, 1960-61, 63-64	151	191	79.1

SINGLE-SEASON FREE THROWS

FREE THROWS MADE

Rk.	Player, Year	FTM
1.	Wilt Chamberlain, 1957	250
2.	Wayne Hightower, 1960	193
3.	Frank Mason III, 2017	189
4.	Dave Robisch, 1970	189
5.	Clyde Lovellette, 1952	182
6.	Wilt Chamberlain, 1958	177
7.	Andrew Wiggins, 2014	176
8.	Danny Manning, 1988	171
9.	Dedric Lawson, 2019	167
	Devonte' Graham, 2018	167
	Wayne Simien, 2004	167

FREE THROWS MADE/CONFERENCE

Rk.	Player, Year	FTM
1.	Wilt Chamberlain, 1957	103

FREE THROW ATTEMPTS

Rk.	Player, Year	FTA
1.	Wilt Chamberlain, 1957	399

Rebounds

1985-88

1,187 **DANNY MANNING**

REBOUNDS

1995-98

1,186 **RAEF LAFRENTZ**

REBOUNDS

2000-03

1,143 **NICK COLLISON**

REBOUNDS

1959-61

1,081 **BILL BRIDGES**

REBOUNDS

CAREER REBOUNDS

Rk.	Player	Years	G	REB
1.	Danny Manning	1985-88	147	1,187
2.	Raef LaFrentz	1995-98	131	1,186
3.	Nick Collison	2000-03	142	1,143
4.	Bill Bridges	1959-61	78	1,081
5.	Eric Chenowith	1998-2001	139	933
6.	Drew Gooden	2000-02	98	905
7.	Wayne Simien	2002-05	106	884
8.	Wilt Chamberlain	1957-58	48	877
9.	Cole Aldrich	2008-10	111	860
10.	Scot Pollard	1994-97	128	850
11.	Clyde Lovellette	1950-52	80	839
12.	Perry Ellis	2013-16	144	834
13.	Dave Robisch	1969-71	83	815
14.	Jalon Wilson	2019-23	104	802
15.	Greg Ostertag	1992-95	127	770
16.	Thomas Robinson	2010-12	105	763
17.	Mark Randall	1987, 89-91	132	723
18.	Landen Lucas	2014-17	125	702
19.	Udoka Azubuike	2017-20	87	685
20.	Paul Mokeski	1977-79	89	680
21.	Marcus Morris	2009-11	109	676
	Paul Pierce	1996-98	108	676
23.	Markieff Morris	2009-11	109	662
24.	Greg Dreiling	1984-86	104	650
25.	Roger Brown	1969-71	79	640
26.	Jeff Withey	2010-13	117	628
27.	Norman Cook	1974-76	83	624
28.	Darnell Jackson	2005-08	125	612
29.	Richard Scott	1991-94	137	607
	Pierre Russell	1969-71	83	607
31.	Kenny Gregory	1998-2001	136	603
32.	Brandon Rush	2006-08	109	602
33.	Kelly Knight	1980-81	101	601

In A Two-Year Career

Wilt Chamberlain 1957-58 48 877

In A Three-Year Career

Bill Bridges 1959-61 78 1,081

HIGHEST REBOUND AVERAGE

Rk.	Player	Years	Avg.
1.	Wilt Chamberlain	1957-58	18.3
2.	Bill Bridges	1959-61	13.9
3.	Wayne Hightower	1960-61	10.8
4.	Clyde Lovellette	1950-52	10.5
5.	Dedric Lawson	2019	10.3
6.	Dave Robisch	1969-71	9.8
7.	Drew Gooden	2000-02	9.2
8.	Raef LaFrentz	1995-98	9.1
9.	Ron Loneski	1957-59	8.9
10.	Wayne Simien	2002-05	8.3
	Walter Wesley	1964-66	8.3

SINGLE-SEASON RECORDS

MOST REBOUNDS

Rk.	Player	Year	G	Avg.	REB
1.	Wilt Chamberlain	1957	27	18.9	510
2.	Thomas Robinson	2012	39	11.9	463
3.	Drew Gooden	2002	37	11.4	423
4.	Clyde Lovellette	1952	31	13.2	410
5.	Cole Aldrich	2009	35	11.1	387
6.	Bill Bridges	1960	28	13.8	385
7.	Nick Collison	2003	38	10.0	380
8.	Dedric Lawson	2019	36	10.3	371



RAEF LAFRENTZ

9.	Wilt Chamberlain	1958	21	17.5	367
10.	Cole Aldrich	2010	36	9.8	354
11.	Bill Bridges	1961	25	14.1	353
12.	Bill Bridges	1959	25	13.7	343
13.	Raef LaFrentz	1998	30	11.4	342
	Danny Manning	1988	38	9.0	342
	Danny Manning	1987	36	9.5	342
16.	Raef LaFrentz	1997	36	9.3	335

MOST REBOUNDS/CONFERENCE

Player	Year	G	Avg.	REB
Thomas Robinson	2012	18	11.7	211
Bill Bridges	1959	14	15.1	211

HIGHEST REBOUND AVERAGE

Rk.	Player	Year	Avg.
1.	Wilt Chamberlain	1957	18.9
2.	Wilt Chamberlain	1958	17.5
3.	Bill Bridges	1961	14.1
4.	Bill Bridges	1960	13.8
5.	Bill Bridges	1959	13.7
6.	Clyde Lovellette	1952	13.2
7.	Dave Robisch	1970	12.1
8.	Thomas Robinson	2012	11.9
9.	Wayne Hightower	1961	11.6
10.	Drew Gooden	2002	11.4
	Raef LaFrentz	1998	11.4
12.	B.H. Born	1953	11.2

SINGLE-GAME RECORDS

MOST REBOUNDS

REB, Player	Date	Opponent
36, Wilt Chamberlain	2-15-58	Iowa State
31, Wilt Chamberlain	12-7-57	Northwestern
30, Bill Bridges	12-3-60	Northwestern
28, Wilt Chamberlain	12-20-57	Washington
27, Wilt Chamberlain	2-17-58	Missouri
26, Dave Robisch	1-10-70	Iowa State
24, Bill Bridges	12-27-60	Nebraska
24, Bill Bridges	2-21-59	Nebraska
24, Wilt Chamberlain	2-2-57	Iowa State
24, Wilt Chamberlain	1-14-57	Iowa State
24, Wilt Chamberlain	12-22-56	Wisconsin
24, Lew Johnson	3-8-55	Oklahoma
23, Nick Collison	1-27-03	Texas

By A Senior

30, Bill Bridges 12-3-60 Northwestern

By A Junior

36, Wilt Chamberlain 2-15-58 Iowa State

By A Sophomore

31, Wilt Chamberlain 12-7-57 Northwestern

By A Freshman

20, Eric Chenowith 1-14-98 Texas A&M

Since 1988-89

23, Nick Collison 1-27-03 Texas

MOST REBOUNDS/CONFERENCE

REB, Player	Date	Opponent
36, Wilt Chamberlain	2-15-58	Iowa State
27, Wilt Chamberlain	2-17-58	Missouri
26, Dave Robisch	1-10-70	Iowa State
24, Bill Bridges	2-21-59	Nebraska
24, Wilt Chamberlain	2-2-57	Iowa State
24, Wilt Chamberlain	1-14-57	Iowa State
24, Lew Johnson	3-2-55	Oklahoma

YEAR-BY-YEAR LEADERS

Year	Player	REB	Avg.
1956	Lew Johnson (Jr.)	230	10.0
1957	Wilt Chamberlain (So.)	510	18.9
1958	Wilt Chamberlain (Jr.)	367	17.5
1959	Bill Bridges (So.)	343	13.7
1960	Bill Bridges (Jr.)	385	13.8
1961	Bill Bridges (Sr.)	353	14.1
1962	Jim Dumas (Jr.)	218	9.1
1963	George Unseld (Jr.)	199	8.0
1964	George Unseld (Sr.)	184	7.4
1965	Walter Wesley (Jr.)	220	8.8
1966	Walter Wesley (Sr.)	250	9.3
1967	Ron Franz (Sr.)	185	6.9
1968	Dave Nash (Jr.)	189	6.5
1969	Dave Robisch (So.)	199	7.1
1970	Dave Robisch (Jr.)	314	12.1
1971	Roger Brown (Sr.)	322	11.1
1972	Bud Stallworth (Sr.)	199	7.7
1973	Rick Suttle (So.)	225	8.2
1974	Danny Knight (Jr.)	213	7.1
1975	Norman Cook (Jr.)	222	8.2
1976	Norman Cook (Sr.)	206	7.9
1977	Herb Nobles (Sr.)	230	8.2
1978	Paul Mokeski (Jr.)	237	8.5
1979	Paul Mokeski (Sr.)	242	8.3
1980	John Crawford (Jr.)	134	4.8
1981	Art Housey (Sr.)	208	6.5
1982	David Magley (Sr.)	227	8.4
1983	Kelly Knight (Jr.)	210	7.2
1984	Kelly Knight (Sr.)	226	7.0
1985	Norman Manning (Fr.)	258	7.6
1986	Greg Dreiling (Sr.)	262	6.7
1987	Danny Manning (Jr.)	342	9.5
1988	Danny Manning (Sr.)	342	9.0
1989	Mark Randall (So.)	208	6.7
1990	Mark Randall (Jr.)	216	6.2
1991	Alonzo Jamison (Jr.)	225	6.4
1992	Richard Scott (So.)	150	4.7
1993	Richard Scott (Jr.)	189	5.3
1994	Greg Ostertag (Jr.)	307	8.8
1995	Greg Ostertag (Sr.)	233	7.5
1996	Raef LaFrentz (So.)	278	8.2
1997	Raef LaFrentz (Jr.)	335	9.3
1998	Raef LaFrentz (Sr.)	342	11.4
1999	Eric Chenowith (So.)	301	9.1
2000	Drew Gooden (Fr.)	248	7.5
2001	Eric Chenowith (Sr.)	250	7.6
2002	Drew Gooden (Jr.)	423	11.4
2003	Nick Collison (Sr.)	380	10.0
2004	Wayne Simien (Jr.)	297	9.3
2005	Wayne Simien (Sr.)	287	11.0
2006	Brandon Rush (Fr.)	195	5.9
2007	Julian Wright (So.)	298	7.8
2008	Darnell Jackson (So.)	267	6.7
2009	Cole Aldrich (So.)	387	11.1
2010	Cole Aldrich (Jr.)	354	9.8
2011	Markieff Morris (Jr.)	316	8.3
2012	Thomas Robinson (Jr.)	463	11.9
2013	Jeff Withey (Sr.)	316	8.5
2014	Joel Embiid (Fr.)	227	8.1
2015	Perry Ellis (Jr.)	234	6.9
2016	Landen Lucas (Jr.)	243	6.8
2017	Landen Lucas (Sr.)	290	8.3
2018	Udoka Azubuike (So.)	252	7.0
2019	Dedric Lawson (Jr.)	371	10.3
2020	Udoka Azubuike (Sr.)	324	10.5
2021	Jalen Wilson (R-Fr.)	230	7.9
2022	David McCormack (Sr.)	279	7.0
2023	Jalen Wilson (R-Jr.)	297	8.3

Assists

2002-05
954 **AARON MILES**
ASSISTS

1994-97
804 **JACQUE VAUGHN**
ASSISTS

1984-87
684 **CEDRIC HUNTER**
ASSISTS

2000-03
668 **KIRK HINRICH**
ASSISTS



AARON MILES

CAREER RECORDS

MOST ASSISTS

Rk.	Player, Years	Assists
1.	Aaron Miles, 2002-05	954
2.	Jacque Vaughn, 1994-97	804
3.	Cedric Hunter, 1984-87	684
4.	Kirk Hinrich, 2000-03	668
5.	Devonte' Graham, 2015-18	632
6.	Darnell Valentine, 1978-81	609
7.	Frank Mason III, 2014-17	576
8.	Tyshawn Taylor, 2009-12	575
9.	Adonis Jordan, 1990-93	568
10.	Sherron Collins, 2007-10	552
11.	Russell Robinson, 2005-08	500
12.	Kevin Pritchard, 1987-90	499
13.	Ryan Robertson, 1996-99	485
14.	Mark Turgeon, 1984-87	437
15.	Jeff Boschee, 1999-2002	425
16.	Mario Chalmers, 2006-08	420
17.	Elijah Johnson, 2010-13	399
18.	Steve Woodberry, 1991-94	361
19.	Jerod Haase, 1995-97	343
20.	Danny Manning, 1985-88	342

SEASON RECORDS

MOST ASSISTS

Rk.	Player, Year	Assists
1.	Devonte' Graham, 2018	282
2.	Cedric Hunter, 1986	278
3.	Aaron Miles, 2002	252
4.	Ryan Robertson, 1998	248
5.	Aaron Miles, 2003	244
6.	Aaron Miles, 2004	242
7.	Jacque Vaughn, 1995	238
8.	Kirk Hinrich, 2001	229
9.	Dajuan Harris Jr., 2023	224
10.	Jacque Vaughn, 1996	223
11.	Aaron Miles, 2005	216

MOST ASSISTS PER GAME

Rk.	Player, Year	GP	AST	AVG
1.	Jacque Vaughn, 1995	31	238	7.68
2.	Aaron Miles, 2004	33	242	7.33
3.	Devonte' Graham, 2018	39	282	7.23
4.	Aaron Miles, 2005	30	216	7.20
5.	Cedric Hunter, 1986	39	278	7.13
6.	Kirk Hinrich, 2001	33	229	6.94
7.	Aaron Miles, 2002	37	252	6.81
8.	Jacque Vaughn, 1996	34	223	6.56
9.	Aaron Miles, 2003	38	244	6.42
10.	Ryan Robertson, 1998	39	248	6.36

GAME RECORDS (BEGINNING 1973-74)

MOST ASSISTS

AST, Player	Date	Opponent
18, Tom Kivisto	12-29-73	Nebraska
16, Cedric Hunter	3-8-86	Oklahoma
15, Aaron Miles	3-9-02	Texas Tech
14, Cedric Hunter	12-1-85	Duke
13, Devonte' Graham	3-10-18	West Virginia
13, Tyshawn Taylor	12-10-11	Ohio State
13, Aaron Miles	12-14-02	Emporia State
13, Aaron Miles	2-11-02	Texas
13, Jacque Vaughn	12-7-95	Rice
13, Jacque Vaughn	1-7-95	SMU
12, Devonte' Graham	11-10-17	Tennessee State
12, Naadir Tharpe	1-29-14	Iowa State
12, Elijah Johnson	3-4-13	Texas Tech
12, Naadir Tharpe	12-29-12	American
12, Aaron Miles	1-28-04	Kansas State
12, Aaron Miles	1-17-04	Texas A&M
12, Aaron Miles	1-19-02	Nebraska
12, Ryan Robertson	3-18-98	Prairie View A&M
12, Jacque Vaughn	3-9-97	Missouri
12, Jacque Vaughn	3-15-96	S.C. State
12, Adonis Jordan	1-5-91	N.C. State
12, Cedric Hunter	1-4-86	Memphis State
11, Dajuan Harris Jr.	1-17-23	Kansas State
11, Devon Dotson	2-8-20	TCU
11, Devonte' Graham	2-26-18	Texas
11, Devonte' Graham	1-29-18	Kansas State
11, Devonte' Graham	11-21-17	Texas Southern
11, Devonte' Graham	11-17-17	South Dakota State
11, Devonte' Graham	11-26-16	UNC Asheville
11, Tyshawn Taylor	12-6-08	Jackson State
11, Sherron Collins	12-3-08	New Mexico State
11, Russell Robinson	12-15-07	Ohio
11, Aaron Miles	3-12-05	Oklahoma State
11, Aaron Miles	2-21-04	Iowa State
11, Aaron Miles	1-31-04	Iowa State
11, Aaron Miles	1-14-04	Kansas State
11, Aaron Miles	12-28-02	California
11, Aaron Miles	3-8-02	Colorado
11, Kirk Hinrich	2-25-01	Nebraska
11, Kirk Hinrich	1-22-01	Colorado
11, Kirk Hinrich	11-10-00	St. John's
11, Ryan Robertson	2-23-98	Oklahoma
11, Ryan Robertson	2-1-98	Nebraska
11, Ryan Robertson	11-26-97	Arizona State
11, Jacque Vaughn	2-15-97	Colorado
11, Ryan Robertson	12-7-96	UCLA
11, Jacque Vaughn	3-22-96	Arizona
11, Jacque Vaughn	1-22-96	Oklahoma
11, Jacque Vaughn	12-3-94	Massachusetts
11, Jacque Vaughn	11-26-94	San Diego
11, Jacque Vaughn	3-17-94	Chattanooga
11, Adonis Jordan	3-18-93	Ball State
11, Steve Woodberry	1-10-91	Maryland-BC
11, Scooter Barry	12-30-88	Missouri State
11, Cedric Hunter	3-13-86	N. Carolina A&T
11, Cedric Hunter	1-23-86	Missouri
11, Cedric Hunter	12-14-85	Kentucky

11, Cedric Hunter	2-20-85	Kansas State
11, Darnell Valentine	12-1-80	Pepperdine
11, Tony Guy	11-29-80	Nevada
11, Darnell Valentine	2-26-80	Colorado
11, Darnell Valentine	2-7-80	Iona
11, Darnell Valentine	2-27-79	Iowa State
11, Darnell Valentine	2-2-79	Oklahoma State
11, Tom Kivisto	2-18-74	Oklahoma

By A Senior

18, Tom Kivisto	12-29-73	Nebraska
-----------------	----------	----------

By A Junior

16, Cedric Hunter	3-8-86	Oklahoma
-------------------	--------	----------

By A Sophomore

13, Aaron Miles	12-14-02	Emporia State
13, Jacque Vaughn	1-7-95	SMU

By A Freshman

15, Aaron Miles	3-9-02	Texas Tech
-----------------	--------	------------

MOST ASSISTS/CONFERENCE

AST, Player	Date	Opponent
13, Aaron Miles	2-11-02	Texas
12, Naadir Tharpe	1-29-14	Iowa State
12, Elijah Johnson	3-4-13	Texas Tech
12, Aaron Miles	1-17-04	Texas A&M
12, Aaron Miles	1-9-02	Nebraska

SINGLE-HALF ASSISTS

MOST ASSISTS

AST (Half), Player	Date	Opponent
10 (2nd), Aaron Miles	3-9-02	Texas Tech
9 (1st), Elijah Johnson	3-4-13	Texas Tech
9 (1st), Kirk Hinrich	2-25-01	Nebraska
9 (2nd), Ryan Robertson	2-23-98	Oklahoma
9 (1st), Jacque Vaughn	3-15-96	S.C. State
9 (1st), Jacque Vaughn	1-7-95	SMU
9 (1st), Tom Kivisto	12-29-73	Nebraska
9 (2nd), Tom Kivisto	12-29-73	Nebraska

MOST ASSISTS/CONFERENCE

AST (Half), Player	Date	Opponent
9 (1st), Elijah Johnson	3-4-13	Texas Tech
9 (1st), Kirk Hinrich	2-25-01	Nebraska
9 (2nd), Ryan Robertson	2-23-98	Oklahoma

YEAR-BY-YEAR LEADERS

Year	Player	Assists	AVG
1975	Dale Greenlee (Sr.)	101	3.7
1976	Clint Johnson (So.)	66	2.5
1977	Herb Nobles (Sr.)	77	2.8
1978	Darnell Valentine (Fr.)	130	4.5
1979	Darnell Valentine (So.)	170	5.8
1980	Darnell Valentine (Jr.)	141	4.8
1981	Darnell Valentine (Sr.)	168	5.3
1982	Tony Guy (Sr.)	103	3.8
1983	Jeff Guiot (Fr.)	84	3.0
1984	Mark Turgeon (Fr.)	138	4.3
1985	Cedric Hunter (So.)	145	4.3
1986	Cedric Hunter (Jr.)	278	7.1
1987	Cedric Hunter (Sr.)	209	5.8
1988	Kevin Pritchard (So.)	113	2.9
1989	Scooter Barry (Sr.)	155	5.7
1990	Kevin Pritchard (Sr.)	177	5.1
1991	Adonis Jordan (So.)	154	4.5
1992	Adonis Jordan (Jr.)	142	4.4
1993	Adonis Jordan (Sr.)	163	4.5
1994	Jacque Vaughn (Fr.)	181	5.2
1995	Jacque Vaughn (So.)	238	7.7
1996	Jacque Vaughn (Jr.)	223	6.6
1997	Jacque Vaughn (Sr.)	162	6.2
1998	Ryan Robertson (Jr.)	248	6.4
1999	Jeff Boschee (Fr.)	121	3.7
2000	Kirk Hinrich (Fr.)	123	3.6
2001	Kirk Hinrich (So.)	229	6.9
2002	Aaron Miles (Fr.)	252	6.8
2003	Aaron Miles (So.)	244	6.4
2004	Aaron Miles (Jr.)	242	7.3
2005	Aaron Miles (Sr.)	216	7.2
2006	Russell Robinson (Jr.)	152	4.6
2007	Russell Robinson (Sr.)	161	4.4
2008	Mario Chalmers (Jr.)	169	4.3
2009	Sherron Collins (Jr.)	174	5.0
2010	Sherron Collins (Sr.)	161	4.5
2011	Tyshawn Taylor (Jr.)	164	4.6
2012	Tyshawn Taylor (Sr.)	186	4.8
2013	Elijah Johnson (Sr.)	169	4.6
2014	Naadir Tharpe (Jr.)	179	5.0
2015	Frank Mason III (So.)	142	3.9
2016	Frank Mason III (Jr.)	175	4.6
2017	Frank Mason III (Sr.)	187	5.2
2018	Devonte' Graham (Sr.)	282	7.2
2019	Devon Dotson (Fr.)	127	3.5
2020	Marcus Garrett (Jr.)	144	4.6
2021	Marcus Garrett (Sr.)	106	3.5
2022	Dajuan Harris Jr. (R-So.)	166	4.2
2023	Dajuan Harris Jr. (R-Jr.)	224	6.2

Steals

1978-81

336 DARNELL VALENTINE

STEALS

2006-08

283 MARIO CHALMERS

STEALS

2002-05

264 AARON MILES

STEALS

1985-88

250 DANNY MANNING

STEALS



MARIO CHALMERS

CAREER RECORDS

MOST STEALS

Rk.	Player, Years	Steals
1.	Darnell Valentine, 1978-81	336
2.	Mario Chalmers, 2006-08	283
3.	Aaron Miles, 2002-05	264
4.	Danny Manning, 1985-88	250
5.	Russell Robinson, 2005-08	247
6.	Kirk Hinrich, 2000-03	206
7.	Devonte' Graham, 2015-18	197
8.	Kevin Pritchard, 1987-90	190
9.	Nick Bradford, 1997-2000	187
10.	Adonis Jordan, 1990-93	181
11.	Alonzo Jamison, 1990-92	175
12.	Jerod Haase, 1995-97	174
13.	Tyshawn Taylor, 2009-12	172
14.	Frank Mason III, 2014-17	165
15.	Jeff Boschee, 1999-2002	161
	Tony Guy, 1979-82	161
17.	Jacque Vaughn, 1994-97	160
	Steve Woodberry, 1991-94	160
19.	Cedric Hunter, 1984-87	157
20.	Nick Collison, 2000-03	155

MOST STEALS/CONFERENCE

Rk.	Player, Years	Steals
1.	Darnell Valentine, 1978-81	149
2.	Aaron Miles, 2002-05	120
3.	Danny Manning, 1985-88	102
4.	Jacque Vaughn, 1994-97	93
5.	Kirk Hinrich, 2000-03	90
6.	Mario Chalmers, 2006-08	89
7.	Kevin Pritchard, 1987-90	85
8.	Devonte' Graham, 2015-18	81
9.	Steve Woodberry, 1991-94	78

SEASON RECORDS

MOST STEALS

Rk.	Player, Year	Steals
1.	Mario Chalmers, 2008	97
	Mario Chalmers, 2007	97
3.	Darnell Valentine, 1981	92
4.	Aaron Miles, 2003	91
	Darnell Valentine, 1979	91
6.	Mario Chalmers, 2006	89
7.	Alonzo Jamison, 1992	85
8.	Alonzo Jamison, 1991	80
	Danny Manning, 1986	80
	Darnell Valentine, 1978	80
11.	Russell Robinson, 2008	79
12.	Dajuan Harris Jr., 2023	78
13.	Russell Robinson, 2006	76
14.	Russell Robinson, 2007	73
	Nick Bradford, 2000	73
	Darnell Valentine, 1980	73
17.	Adonis Jordan, 1993	70
	Danny Manning, 1988	70
19.	Nick Bradford, 1999	68
	Jerod Haase, 1996	68

MOST STEALS/CONFERENCE

Rk.	Player, Year	Steals
1.	Mario Chalmers, 2006	53
2.	Aaron Miles, 2003	45
	Darnell Valentine, 1978	45
4.	Darnell Valentine, 1979	40

MOST STEALS PER GAME

Rk.	Player, Year	GP	ST	AVG
1.	Darnell Valentine, 1979	29	91	3.14
2.	Darnell Valentine, 1981	32	92	2.88
3.	Darnell Valentine, 1978	29	80	2.76
4.	Mario Chalmers, 2006	33	89	2.70
5.	Darnell Valentine, 1980	28	75	2.61
6.	Alonzo Jamison, 1992	32	83	2.59
7.	Mario Chalmers, 2007	38	97	2.55
8.	Mario Chalmers, 2008	39	97	2.48
9.	Aaron Miles, 2003	38	91	2.39

GAME RECORDS

MOST STEALS/GAME

ST, Player	Date	Opponent
9, Aaron Miles	2-16-03	Iowa State
8, Russell Robinson	12-29-07	Yale
8, Nick Bradford	3-9-00	Kansas State
8, Alonzo Jamison	1-2-92	Pepperdine
8, Alonzo Jamison	12-1-90	Marquette
7, Xavier Henry	1-20-10	Baylor
7, Mario Chalmers	12-8-07	DePaul
7, Russell Robinson	3-10-06	Oklahoma State
7, Aaron Miles	11-25-03	Michigan State
7, Adonis Jordan	12-21-92	N.C. State
7, Kevin Pritchard	12-1-87	Pomona-Pitzer
7, Danny Manning	1-23-86	Missouri
7, Darnell Valentine	2-7-81	Oklahoma
7, Tony Guy	2-17-79	Kansas State
7, Darnell Valentine	11-30-77	Fordham

MOST STEALS/CONFERENCE

ST, Player	Date	Opponent
9, Aaron Miles	2-16-03	Iowa State
7, Xavier Henry	1-20-10	Baylor
7, Russell Robinson	3-10-06	Oklahoma State
7, Danny Manning	1-23-86	Missouri
7, Darnell Valentine	2-7-81	Oklahoma
7, Tony Guy	2-17-79	Kansas State

SINGLE-HALF STEALS

MOST STEALS

ST (Half), Player	Date	Opponent
7 (1st), Aaron Miles	2-16-03	Iowa State
6 (1st), Lester Earl	1-17-98	Kansas State
6 (2nd), Alonzo Jamison	1-2-92	Pepperdine
5 (1st), Xavier Henry	1-20-10	Baylor
5 (1st), Russell Robinson	12-29-07	Yale
5 (1st), Nick Bradford	3-9-00	Kansas State
5 (2nd), Nick Bradford	3-5-99	Nebraska
5 (2nd), Scot Pollard	3-8-97	Iowa State
5 (1st), Jerod Haase	1-9-97	Niagara
5 (2nd), Andrew Wiggins	3-8-14	West Virginia

MOST STEALS/CONFERENCE

ST (Half), Player	Date	Opponent
7 (1st), Aaron Miles	2-16-03	Iowa State
6 (1st), Lester Earl	1-17-98	Kansas State
5 (2nd), Andrew Wiggins	3-8-14	West Virginia
5 (1st), Xavier Henry	1-20-10	Baylor

YEAR-BY-YEAR LEADERS

Year	Player	Steals	AVG
1975	Clint Johnson (Fr.)	25	0.9
1976	Clint Johnson (So.)	31	1.2
1977	John Douglas (Jr.)	43	1.5
1978	Darnell Valentine (Fr.)	80	2.8
1979	Darnell Valentine (So.)	91	3.1
1980	Darnell Valentine (Jr.)	73	2.6
1981	Darnell Valentine (Sr.)	92	2.9
1982	David Magley (Sr.)	36	1.3
1983	Kelly Knight (Jr.)	26	0.9
1984	Carl Henry (Sr.)	42	1.3
1985	Danny Manning (Fr.)	58	1.7
1986	Danny Manning (So.)	80	2.1
1987	Danny Manning (Jr.)	42	1.1
1988	Danny Manning (Sr.)	70	1.8
1989	Scotter Barry (Sr.)	47	1.7
	Kevin Pritchard (Jr.)	47	1.7
1990	Kevin Pritchard (Sr.)	59	1.7
1991	Alonzo Jamison (Jr.)	80	2.3
1992	Alonzo Jamison (Sr.)	83	2.6
1993	Adonis Jordan (Sr.)	70	1.9
1994	Steve Woodberry (Sr.)	62	1.8
1995	Jerod Haase (So.)	39	1.1
1996	Jerod Haase (Jr.)	68	2.0
1997	Jerod Haase (Sr.)	67	1.9
1998	Billy Thomas (Sr.)	60	1.7
1999	Nick Bradford (Jr.)	68	2.1
2000	Nick Bradford (Sr.)	73	2.1
2001	Kirk Hinrich (So.)	43	1.3
2002	Drew Gooden (Jr.)	65	1.8
2003	Aaron Miles (So.)	91	2.4
2004	Aaron Miles (Jr.)	63	1.9
2005	Aaron Miles (Sr.)	50	1.7
2006	Mario Chalmers (Fr.)	89	2.7
2007	Mario Chalmers (So.)	97	2.6
2008	Mario Chalmers (Jr.)	97	2.5
2009	Brady Morningstar (So.)	43	1.2
2010	Xavier Henry (Fr.)	54	1.5
2011	Tyrel Reed (Sr.)	56	1.5
2012	Elijah Johnson (Fr.)	55	1.4
2013	Travis Releford (Sr.)	47	1.3
2014	Andrew Wiggins (Fr.)	41	1.2
2015	Frank Mason III (So.)	50	1.4
2016	Devonte' Graham (So.)	55	1.4
2017	Josh Jackson (Fr.)	59	1.7
2018	Devonte' Graham (Sr.)	62	1.6
2019	Devon Doston (Fr.)	49	1.4
2020	Devon Dotson (So.)	63	2.1
2021	Marcus Garrett	47	1.6
2022	Dajuan Harris Jr. (R-So.)	58	1.5
2023	Dajuan Harris Jr. (R-Jr.)	78	2.2

TURNOVERS

THE KANSAS INDIVIDUAL RECORD FOR THE MOST MINUTES PLAYED IN A GAME WITHOUT ONE SINGLE TURNOVER IS 47 BY RAEF LAFRENTZ, WHO WENT ERRORLESS IN A DOUBLE-OVERTIME GAME AT MISSOURI ON FEB. 4, 1997.

THE KANSAS INDIVIDUAL SINGLE-GAME RECORD FOR TURNOVERS IS 11, TYSHAWN TAYLOR VS. DUKE, NOV. 23, 2011 AT THE MAUI INVITATIONAL IN LAHAINA, HAWAII.

Blocked Shots

2010-13
311
BLOCKS

1992-95
258
BLOCKS

2008-10
253
BLOCKS


2000-03
243
BLOCKS

JEFF WITHEY

GREG OSTERTAG

COLE ALDRICH

NICK COLLISON



6. Nick Collison	2002	42
7. Eric Chenowith	1999	41
8. Joel Embiid	2014	39
9. Greg Ostertag	1995	37
10. Cole Aldrich	2009	35

HIGHEST BLOCKED SHOTS AVERAGE

Rk.	Player	Year	G	BS	Avg.
1.	Jeff Withey	2013	37	146	3.95
2.	Jeff Withey	2012	39	140	3.60
3.	Cole Aldrich	2010	36	125	3.47
4.	Greg Ostertag	1995	31	91	2.94
5.	Greg Ostertag	1994	35	97	2.77
6.	Cole Aldrich	2009	35	94	2.69
7.	Scot Pollard	1997	28	73	2.61
8.	Udoka Azubuike	2020	31	80	2.58
9.	Joel Embiid	2014	28	72	2.57
10.	Scot Pollard	1996	34	84	2.47

CAREER RECORDS
BLOCKED SHOTS

Rk.	Player	Years	Blocks
1.	Jeff Withey	2010-13	311
2.	Greg Ostertag	1992-95	258
3.	Cole Aldrich	2008-10	253
4.	Nick Collison	2000-03	243
5.	Eric Chenowith	1998-2001	242
6.	Scot Pollard	1994-97	218
7.	Danny Manning	1985-88	200
8.	Udoka Azubuike	2017-20	172
9.	John Crawford	1978-81	155
10.	Sasha Kaun	2005-08	150
11.	Donnie Von Moore	1975, 77-78	141
12.	Raeff LaFrentz	1995-98	138
	Greg Dreiling	1984-86	138
14.	Paul Mokeski	1976-79	136
15.	Jamari Traylor	2012-16	126
16.	B.J. Williams	1994-97	112
17.	Darrell Arthur	2007-08	109
18.	Drew Gooden	2000-02	107
19.	Patrick Richey	1991-94	106
20.	Markieff Morris	2009-11	103

MOST BLOCKED SHOTS/CONFERENCE CAREER

Rk.	Player	Years	Blocks
1.	Jeff Withey	2010-13	130
2.	Nick Collison	2000-03	129
3.	Greg Ostertag	1992-95	116
4.	Eric Chenowith	1998-2001	115
5.	Cole Aldrich	2008-10	89
6.	Udoka Azubuike	2017-20	88
7.	Scot Pollard	1994-97	74
8.	Sasha Kaun	2005-08	71

SEASON RECORDS

MOST BLOCKED SHOTS

Rk.	Player	Year	Blocks
1.	Jeff Withey	2013	146
2.	Jeff Withey	2012	140
3.	Cole Aldrich	2010	125
4.	Greg Ostertag	1994	97
5.	Cole Aldrich	2009	94
6.	Greg Ostertag	1995	91
7.	Scot Pollard	1996	84
8.	Nick Collison	2002	83
9.	Udoka Azubuike	2020	80
10.	Eric Chenowith	1999	78
11.	Nick Collison	2003	74
12.	Scot Pollard	1997	73
	Danny Manning	1988	73
14.	Joel Embiid	2014	72
15.	Eric Chenowith	1998	62

MOST BLOCKED SHOTS/CONFERENCE SEASON

Rk.	Player	Year	Blocks
1.	Jeff Withey	2012	65
2.	Jeff Withey	2013	56
3.	Udoka Azubuike	2020	54
	Cole Aldrich	2010	54
5.	Greg Ostertag	1994	47

8. Greg Ostertag	1-26-94	Oklahoma State
8. Rick Suttle	2-11-78	Kansas State
7. Udoka Azubuike	1-11-20	Baylor
7. Jeff Withey	2-11-12	Oklahoma State
7. Jeff Withey	1-14-12	Iowa State
7. Cole Aldrich	1-25-10	Missouri
7. Nick Collison	3-1-03	Oklahoma State
7. Eric Chenowith	2-17-99	Kansas State
7. Scot Pollard	1-4-97	Kansas State
7. Greg Ostertag	2-26-94	Colorado
7. Danny Manning	2-22-87	Missouri

MOST BLOCKED SHOTS IN A HALF

BS (Half)	Player	Date	Opponent
7 (1st)	Jeff Withey	3-23-12	North Carolina State
6 (2nd)	Jeff Withey	1-6-13	Temple
6 (2nd)	Jeff Withey	11-26-12	San Jose State
6 (1st)	Jeff Withey	11-26-12	San Jose State
6 (2nd)	Jeff Withey	1-14-12	Iowa State
6 (2nd)	Cole Aldrich	3-22-09	Dayton
5 - 18 Times, last,	(1st) Joel Embiid	2-22-14	Texas

MOST BLOCKED SHOTS/CONFERENCE HALF

BS (Half)	Player	Date	Opponent
6 (2nd)	Jeff Withey	1-14-12	Iowa State
5 (2nd)	Jeff Withey	3-2-13	West Virginia
5 (2nd)	Jeff Withey	1-23-12	Texas A&M
5 (2nd)	Cole Aldrich	2-8-10	Texas
5 (1st)	Cole Aldrich	1-25-10	Missouri
5 (2nd)	Drew Gooden	2-27-02	Kansas State
5 (1st)	Nick Collison	2-25-01	Nebraska
5 (2nd)	Nick Collison	2-23-00	Nebraska
5 (1st)	Eric Chenowith	1-29-00	Iowa State
5 (2nd)	Raeff LaFrentz	1-26-97	Colorado
5 (2nd)	Greg Ostertag	2-16-94	Oklahoma State

YEAR-BY-YEAR LEADERS

Year	Player	BS	Avg.
1975	Rick Suttle (Sr.)	59	.22
1976	Herb Nobles (Jr.)	38	.15
1977	Donnie Von Moore (Jr.)	51	.18
1978	Paul Mokeski (Jr.)	54	.19
1979	John Crawford (So.)	57	.19
1980	John Crawford (Jr.)	41	.14
1981	John Crawford (Sr.)	52	.16
1982	David Magley (Sr.)	27	.10
1983	Kelly Knight (Jr.)	35	.12
1984	Greg Dreiling (So.)	38	.12
1985	Greg Dreiling (Jr.)	55	.16
1986	Danny Manning (So.)	46	.12
1987	Danny Manning (Jr.)	47	.13
1988	Danny Manning (Sr.)	73	.19
1989	Sean Alvarado (Sr.)	28	.10
1990	Pekka Markkanen (Fr.)	38	.11
1991	Alonzo Jamison/David Johanning (Jr.)	15	0.4/0.5
1992	Greg Ostertag (Fr.)	34	.11
1993	Greg Ostertag (So.)	36	.12
1994	Greg Ostertag (Jr.)	97	.28
1995	Greg Ostertag (Sr.)	91	.28
1996	Scot Pollard (Jr.)	84	.25
1997	Scot Pollard (Sr.)	73	.26
1998	Eric Chenowith (Fr.)	62	.16
1999	Eric Chenowith (So.)	78	.24
2000	Eric Chenowith (Jr.)	53	.16
2001	Nick Collison (So.)	54	.16
2002	Nick Collison (Jr.)	83	.22
2003	Nick Collison (Sr.)	74	.19
2004	David Padgett (Fr.)	43	.14
2005	J.R. Giddens (So.)	22	.07
2006	C.J. Giles (So.)	48	.15
2007	Darrell Arthur (Fr.)	56	.15
2008	Darrell Arthur (So.)	53	.13
2009	Cole Aldrich (So.)	94	.27
2010	Cole Aldrich (Jr.)	125	.35
2011	Markieff Morris (Jr.)	43	.11
2012	Jeff Withey (Jr.)	140	.36
2013	Jeff Withey (Sr.)	146	.39
2014	Joel Embiid (Fr.)	72	.26
2015	Cliff Alexander/Jamari Traylor (Fr./Jr.)	37	1.3/1.1
2016	Jamari Traylor (Sr.)	33	.09
2017	Josh Jackson (Fr.)	37	.11
2018	Udoka Azubuike (So.)	60	.17
2019	Dedric Lawson (Jr.)	38	.11
2020	Udoka Azubuike (Sr.)	80	.26
2021	David McCormack(Jr.)	30	.1
2022	Mitch Lightfoot (Sr.)	34	.09
2023	KJ Adams Jr. (So.)	27	.08

GAME RECORDS

MOST BLOCKED SHOTS

BS, Player	Year/Date	Opponent
12, Jeff Withey	11-26-13	San Jose State
10, Jeff Withey	3-23-12	North Carolina State
10, Cole Aldrich	3-22-09	Dayton
9, Jeff Withey	3-2-13	West Virginia
9, Jeff Withey	1-6-13	Temple
9, Jeff Withey	2-13-12	Kansas State
9, Jeff Withey	12-6-11	Long Beach State
8, Joel Embiid	1-18-14	Oklahoma State
8, Jeff Withey	1-23-12	Texas A&M
8, Greg Ostertag	12-7-94	Florida
8, Greg Ostertag	1-26-94	Oklahoma State
8, Rick Suttle	2-11-75	Kansas State
7, Udoka Azubuike	1-11-20	Baylor
7, Jeff Withey	11-20-13	St. Louis
7, Jeff Withey	3-22-13	Western Kentucky
7, Jeff Withey	5-31-12	Ohio State
7, Jeff Withey	2-11-12	Oklahoma State
7, Jeff Withey	1-14-12	Iowa State
7, Cole Aldrich	1-25-10	Missouri
7, Nick Collison	3-1-03	Oklahoma State
7, Eric Chenowith	2-17-99	Kansas State
7, Eric Chenowith	12-19-98	Illinois
7, Eric Chenowith	12-17-98	DePaul
7, Scot Pollard	1-4-97	Kansas State
7, Greg Ostertag	2-26-94	Colorado
7, Greg Ostertag	11-17-93	Western Michigan
7, Danny Manning	12-20-87	Texas Tech
7, Danny Manning	1-20-87	Missouri
7, Paul Mokeski	11-29-78	Fairleigh Dickinson

By a Senior

12, Jeff Withey	11-26-13	San Jose State
-----------------	----------	----------------

By a Junior

10, Jeff Withey	3-23-12	North Carolina State
-----------------	---------	----------------------

By a Sophomore

10, Cole Aldrich	3-22-09	Dayton
------------------	---------	--------

By a Freshman

8, Joel Embiid	1-18-14	Oklahoma State
----------------	---------	----------------

MOST BLOCKED SHOTS/CONFERENCE

BS, Player	Date	Opponent
9, Jeff Withey	3-2-13	West Virginia
9, Jeff Withey	2-13-12	Kansas State
8, Joel Embiid	1-18-14	Oklahoma State

2023-24 KANSAS BASKETBALL

Double-Doubles/Triple-Doubles

TEAM DOUBLE-DOUBLES

DOUBLE-DOUBLES/GAME

Date	Opponent	No.
12-5-70	Eastern Kentucky	4
2-11-19	TCU	3
1-9-13	Iowa State	3
12-28-02	California	3
2-11-02	Texas	3
1-9-02	Nebraska	3
11-20-00	Boise State	3
11-17-97	Rice	3
3-13-97	Jackson State	3
1-11-97	Baylor	3
11-26-93	Massachusetts	3

DOUBLE-DOUBLES/SEASON

Season	No.
2001-02	42
1996-97	38
2011-12	36
2002-03	34
2010-11	28

INDIVIDUAL SINGLE-SEASON

DOUBLE-DOUBLES

Player	Season	No.
Thomas Robinson	2012	27
Drew Gooden	2002	25
Dedric Lawson	2019	22
Cole Aldrich	2009	21
Raef LaFrentz	1997	21
Raef LaFrentz	1998	19
Dave Robisch	1970	19
Danny Manning	1987	18
Dave Robisch	1971	17
Udoka Azubuike	2020	16
Wayne Simien	2005	16
Nick Collison	2003	16
Cole Aldrich	2010	15
Danny Manning	1988	15
Josh Jackson	2017	13
Jeff Withey	2013	13
Markieff Morris	2011	13
Jalen Wilson	2023	12
Nick Collison	2002	12
Raef LaFrentz	1996	12
Roger Brown	1971	12
David McCormack	2022	11

CONSECUTIVE DOUBLE-DOUBLES

Player	Season	No.
Drew Gooden	2002	7
Raef LaFrentz	1998	7
Thomas Robinson	2012 (11/11-30)	6
Thomas Robinson	2012 (2/22-3/8)	5
Wayne Simien	2005	5
Nick Collison	2003	5
Danny Manning	1988	5
Danny Manning	1987	5
Dedric Lawson	2019 (2/25-3/9)	4
Dedric Lawson	2019 (12/8-12/22)	4
Cole Aldrich	2010 (1/23-2/3)	4
Cole Aldrich	2009 (11/25-12/3)	4
Cole Aldrich	2009 (2/18-3/1)	4
Wayne Simien	2005	4
Eric Chenowith	1999	4
Raef LaFrentz	1997	4
Paul Pierce	1997	4

20-POINT GAMES

Player	Season	No.
Danny Manning	1988	30
Danny Manning	1987	26

Frank Mason III	2017	23
Jalen Wilson	2023	19
Ochai Agbaji	2022	19
Dedric Lawson	2019	18
Paul Pierce	1998	18
Drew Gooden	2002	17
Raef LaFrentz	1998	17
Perry Ellis	2015	16
Wayne Simien	2005	15
Nick Collison	2003	15
Kirk Hinrich	2003	15
Raef LaFrentz	1997	15
Danny Manning	1986	15
Sherron Collins	2009	14
Wayne Simien	2004	14

CONSECUTIVE 20-POINT GAMES

Player	Season	No.
Danny Manning	1988	11
Raef LaFrentz	1997	9
Danny Manning	1987	8

30-POINT GAMES

Player	Season	No.
Danny Manning	1988	11
Danny Manning	1987	9
Ron Kellogg	1985	6
Jalen Wilson	2023	3
Frank Mason III	2017	3
Ben McLemore	2013	3
Paul Pierce	1998	3

14 with 2; last Lagerald Vick in 2019

10-REBOUND GAMES

Player	Season	No.
Thomas Robinson	2012	27
Drew Gooden	2002	25
Dedric Lawson	2019	22
Cole Aldrich	2009	22
Raef LaFrentz	1997	22
Raef LaFrentz	1998	19
Danny Manning	1987	18
Udoka Azubuike	2020	17
Wayne Simien	2005	16
Nick Collison	2003	16
Eric Chenowith	1999	16
Markieff Morris	2011	15
Cole Aldrich	2010	15
Danny Manning	1988	15
Jeff Withey	2013	14
Raef LaFrentz	1996	14

10-ASSIST GAMES

Player	Season	No.
Ryan Robertson	1998	8
Aaron Miles	2004	7
Jacque Vaughn	1996	7
Cedric Hunter	1986	7
Devonte' Graham	2018	6
Aaron Miles	2002	6
Kirk Hinrich	2001	6
Aaron Miles	2005	4
Aaron Miles	2003	4
Jacque Vaughn	1997	4
Jacque Vaughn	1995	4
Tom Kivisto	1974	4

INDIVIDUAL CAREER

DOUBLE-DOUBLES

Player	Seasons	No.
Raef LaFrentz	1995-98	56
Danny Manning	1985-88	45
Dave Robisch	1969-71	45

Drew Gooden	2000-02	44
Wayne Simien	2002-05	38
Cole Aldrich	2008-10	37
Nick Collison	2000-03	37
Thomas Robinson	2010-12	32
Jalen Wilson	2019-2023	27
Udoka Azubuike	2017-20	22
Dedric Lawson	2019	22
Eric Chenowith	1998-01	21
Jeff Withey	2010-13	19
Marcus Morris	2009-11	19
David McCormack	2018-22	18
Paul Mokeski	1976-79	18
Jalen Wilson	2019-22	16
Perry Ellis	2013-16	16
Scott Pollard	1994-97	16
Markieff Morris	2009-11	14
Kelly Knight	1980, 82-84	14
Herb Nobles	1976-77	14
Josh Jackson	2017	13
Greg Ostertag	1992-95	13
Mark Randall	1987, 89-91	13
Norm Cook	1974-76	13
Aaron Miles	2002-05	12
Danny Knight	1973-75	12
Paul Pierce	1996-98	11
Carl Henry	1983-84	11
Ken Koenigs	1975-78	11
Rick Suttle	1973-75	11

20-POINT GAMES

Player	Seasons	No.
Danny Manning	1985-88	78
Raef LaFrentz	1995-98	38
Wayne Simien	2002-05	32
Nick Collison	2000-03	31
Darnell Valentine	1978-81	30
Paul Pierce	1996-98	29
Perry Ellis	2013-16	28
Frank Mason III	2014-17	27
Jalen Wilson	2019-23	26
Ochai Agbaji	2018-22	26
Drew Gooden	2000-02	26
Sherron Collins	2007-10	25
Carl Henry	1983-84	22

30-POINT GAMES

Player	Seasons	No.
Danny Manning	1985-88	22
Ron Kellogg	1983-86	7
Paul Pierce	1996-98	5
Wayne Simien	2002-05	4
Raef LaFrentz	1995-98	4

10-REBOUND GAMES

Player	Seasons	No.
Raef LaFrentz	1995-98	60
Danny Manning	1985-88	46
Drew Gooden	2000-02	45
Wayne Simien	2002-05	39
Nick Collison	2000-03	39
Cole Aldrich	2008-10	37
Jalen Wilson	2019-23	36
Thomas Robinson	2010-12	35
Eric Chenowith	1998-2001	35
Paul Mokeski	1976-79	28
Udoka Azubuike	2017-20	25
Landen Lucas	2014-17	24

10-ASSIST GAMES

Player	Seasons	No.
Aaron Miles	2002-05	21
Jacque Vaughn	1994-97	18
Cedric Hunter	1984-87	12

TRIPLE-DOUBLES

Jeff Withey's triple-double against San Jose State (16 points, 12 rebounds and a KU and Big 12-record 12 blocked shots) on Nov. 26, 2012, was the second official triple-double in school history. **Cole Aldrich**'s triple-double against Dayton (13 points, 20 rebounds, 10 blocked shots) on March 22, 2009, is formally the first recorded in Kansas men's basketball history as blocked shots, assists and steals were not recorded at Kansas until the 1970s (and the NCAA until the 1980s). *Lawrence Journal-World* reporter Bill Mayer provided Kansas with two instances in which Jayhawk legend **Wilt Chamberlain** recorded triple-doubles. Additionally, the NCAA Final Four record book shows that KU great **B.H. Born** had an unofficial triple-double against Indiana in the 1953 NCAA Tournament.

KANSAS TRIPLE-DOUBLES

Jeff Withey vs. San Jose State (11-26-2012)
16 POINTS, 12 REBOUNDS, 12 BLOCKED SHOTS (at Allen Fieldhouse)

Cole Aldrich vs. Dayton (3-22-2009)
13 POINTS, 20 REBOUNDS, 10 BLOCKED SHOTS (NCAA Tournament, Minneapolis, Minn.)

Wilt Chamberlain vs. Colorado (3-9-1957)
40 POINTS, 13 REBOUNDS, 12 BLOCKED SHOTS (at Allen Fieldhouse)

Wilt Chamberlain vs. Marquette (12-8-1956)
39 POINTS, 22 REBOUNDS, 14 BLOCKED SHOTS (at Allen Fieldhouse)

B.H. Born vs. Indiana (3-18-1953)
26 POINTS, 15 REBOUNDS, 13 BLOCKED SHOTS
(NCAA Tournament championship game, Kansas City, Mo.)

KU OPPONENT TRIPLE-DOUBLES

Denzel Valentine, Michigan State (11-17-2016) - 29 points, 12 rebounds, 12 assists (at Chicago)
Earvin Johnson, Michigan State (2-4-1979) - 12 points, 10 rebounds, 11 assists (at East Lansing, Mich.)

Freshmen Records

2014
597
POINTS

ANDREW WIGGINS

2017/1985
258
REBOUNDS

**JOSH JACKSON
DANNY MANNING**

2002
252
ASSISTS

AARON MILES

2014
72
BLOCKS

JOEL EMBIID

SEASON RECORDS

POINTS SCORED	Points
1. Andrew Wiggins (2014)	597
2. Ben McLemore (2013)	589
3. Josh Jackson (2017)	572
4. Grady Dick (2023)	507
5. Danny Manning (1985)	496
6. Xavier Henry (2010)	483
7. Brandon Rush (2006)	444
8. Devon Dotson (2019)	442
9. Kerry Boagni (1983)	408
10. Paul Pierce (1996)	404
11. Darnell Valentine (1978)	392
12. Mario Chalmers (2006)	379
13. J.R. Giddens (2004)	374
14. Darrell Arthur (2007)	361
Jeff Boschee (1999)	361
16. Nick Collison (2000)	357
17. Sherron Collins (2007)	354
18. Raef LaFrentz (1995)	353

SCORING AVERAGE	PPG
1. Andrew Wiggins (2014)	17.1
2. Josh Jackson (2017)	16.3
3. Ben McLemore (2013)	15.9
4. Danny Manning (1985)	14.6
5. Grady Dick (2023)	14.1
6. Kerry Boagni (1983)	14.1
7. Brandon Rush (2006)	13.5
Darnell Valentine (1978)	13.5
9. Xavier Henry (2010)	13.4
10. Devon Dotson (2019)	12.3
11. Paul Pierce (1996)	11.9

REBOUNDS	REB
1. Josh Jackson (2017)	258
Danny Manning (1985)	258
3. Drew Gooden (2000)	248
4. Nick Collison (2000)	234
5. Raef LaFrentz (1995)	231
6. Jalen Wilson (2021)	230
7. Joel Embiid (2014)	227
8. Norm Cook (1974)	196
9. Brandon Rush (2006)	195
10. Ben McLemore (2013)	192
11. Eric Chenowith (1998)	191

REBOUND AVERAGE	RPG
1. Joel Embiid (2014)	8.1
2. Jalen Wilson (2021)	7.9
3. Danny Manning (1985)	7.6
4. Drew Gooden (2000)	7.5
Raef LaFrentz (1995)	7.5
6. Josh Jackson (2017)	7.4
7. Nick Collison (2000)	6.9
8. Norm Cook (1974)	6.5
9. Paul Mokeski (1976)	6.4
10. Brandon Rush (2006)	5.9
11. Cliff Alexander (2015)	5.3

Wayne Simien (2002)	5.3
Paul Pierce (1996)	5.3

ASSISTS	AST
1. Aaron Miles (2002)	252
2. Jacque Vaughn (1994)	181
3. Mark Turgeon (1984)	138
4. Darnell Valentine (1978)	130
5. Devon Dotson (2019)	127
Mario Chalmers (2006)	127
7. Kirk Hinrich (2000)	123
8. Jeff Boschee (1999)	121
9. Sherron Collins (2007)	112
10. Adonis Jordan (1990)	109

BLOCKED SHOTS	Blocks
1. Joel Embiid (2014)	72
2. Eric Chenowith (1998)	62
3. Darrell Arthur (2007)	54
4. David Padgett (2004)	43
5. Julian Wright (2006)	42
6. Josh Jackson (2017)	37
Cliff Alexander (2015)	37
8. Cole Aldrich (2008)	34
Greg Ostertag (1992)	34
Danny Manning (1985)	34

STEALS	Steals
1. Mario Chalmers (2006)	89
2. Darnell Valentine (1978)	80
3. Aaron Miles (2002)	60
4. Josh Jackson (2017)	59
5. Danny Manning (1985)	58
6. Xavier Henry (2010)	54
7. Grady Dick (2023)	52
8. Devon Dotson (2019)	49
9. Paul Pierce (1996)	44
10. Kelly Oubre Jr. (2015)	41
Andrew Wiggins (2014)	41

FIELD GOALS	FGM
1. Josh Jackson (2017)	220
2. Danny Manning (1985)	209
3. Ben McLemore (2013)	198
4. Andrew Wiggins (2014)	189
5. Grady Dick (2023)	174
6. Kerry Boagni (1983)	171
7. Brandon Rush (2006)	170
8. Xavier Henry (2010)	162
9. Darrell Arthur (2007)	149
10. Devon Dotson (2019)	147
11. Nick Collison (2000)	145

FIELD GOAL ATTEMPTS	FGA
1. Josh Jackson (2017)	429
2. Andrew Wiggins (2014)	422
3. Ben McLemore (2013)	400
4. Grady Dick (2023)	394
5. Danny Manning (1985)	369
6. Brandon Rush (2006)	359
7. Xavier Henry (2010)	354
Kerry Boagni (1983)	354
9. Paul Pierce (1996)	341
10. Jeff Boschee (1999)	322
11. Ricky Ross (1980)	320

FIELD GOAL PERCENTAGE	FG%
1. Joel Embiid (2014)	62.6
2. David McCormack (2019)	62.5
3. Jeff Guedeiner (1987)	59.5
4. Cheick Diallo (2016)	56.9
Travis Releford (2009)	56.9
6. Cliff Alexander (2015)	56.6
Danny Manning (1985)	56.6
8. Julian Wright (2006)	56.4
9. Richard Scott (1991)	56.3
10. Carlton Bragg Jr. (2016)	56.1

FREE THROWS	FTM
1. Andrew Wiggins (2014)	176
2. Ben McLemore (2013)	120
3. Devon Dotson (2019)	115
4. Josh Jackson (2017)	98
Joel Embiid (2014)	98
6. Xavier Henry (2010)	90
7. Mario Chalmers (2006)	89
8. Paul Pierce (1996)	83
9. Kelly Oubre Jr. (2015)	79
Keith Langford (2002)	79

FREE THROW ATTEMPTS	FTA
1. Andrew Wiggins (2014)	227
2. Josh Jackson (2017)	173
3. Devon Dotson (2019)	147
4. Joel Embiid (2014)	143
Darnell Valentine (1978)	143
6. Ben McLemore (2013)	138

7. Paul Pierce (1996)	137
8. Jalen Wilson (2021)	119
9. Xavier Henry (2010)	115
10. Mario Chalmers (2006)	113
Keith Langford (2002)	113

FREE THROW PERCENTAGE	FT%
1. Ben McLemore (2013)	87.0
2. Grady Dick (2023)	85.4
3. Greg Gurley (1992)	80.0
4. Aaron Miles (2002)	79.3
5. Calvin Thompson (1983)	78.9
6. Mario Chalmers (2006)	78.8
7. Steve Woodberry (1991)	78.4
8. Xavier Henry (2010)	78.3
9. Devon Dotson (2019)	78.2
10. Andrew Wiggins (2014)	77.5
11. Ryan Robertson (1996)	77.0

3-POINT FIELD GOALS	3FG
1. Grady Dick (2023)	83
2. Jeff Boschee (1999)	79
3. J.R. Giddens (2004)	74
4. Ben McLemore (2013)	73
5. Xavier Henry (2010)	69
6. Quentin Grimes (2019)	54
7. Brandon Rush (2006)	50
8. Billy Thomas (1995)	49
9. Mario Chalmers (2006)	48
10. Sherron Collins (2007)	47
11. Andrew Wiggins (2014)	43

3-POINT FIELD GOAL ATTEMPTS	3FGA
1. Jeff Boschee (1999)	222
2. Grady Dick (2023)	206
3. J.R. Giddens (2004)	182
4. Ben McLemore (2013)	174
5. Xavier Henry (2010)	165
6. Quentin Grimes (2019)	159
7. Wayne Selden Jr. (2014)	128
Mario Chalmers (2006)	128
9. Andrew Wiggins (2014)	126
Billy Thomas (1995)	126
11. Jalen Wilson (2021)	120
12. Sherron Collins (2007)	116

3-POINT FIELD GOAL PERCENTAGE	3FG%
1. Jeff Guedeiner (1987)	57.1
2. Brandon Rush (2006)	47.2
3. Steve Woodberry (1991)	45.5
4. Ryan Robertson (1996)	45.2
5. Christian Braun (2020)	44.4
6. Ben McLemore (2013)	42.0
7. Xavier Henry (2010)	41.8
8. Patrick Richey (1991)	41.5
9. Kevin Pritchard (1987)	40.9
10. J.R. Giddens (2004)	40.7

MINUTES PLAYED	MIN
1. Ben McLemore (2013)	1,191
2. Grady Dick (2023)	1,176
3. Devon Dotson (2019)	1,168
4. Andrew Wiggins (2014)	1,148
5. Danny Manning (1985)	1,120
6. Josh Jackson (2017)	1,077
7. Brandon Rush (2006)	1,047
8. Wayne Selden Jr. (2014)	1,022
9. Aaron Miles (2002)	1,017
10. Xavier Henry (2010)	990
11. Quentin Grimes (2019)	988

GAMES PLAYED	GP
1. Marcus Garrett (2018)	39
Eric Chenowith (1998)	39
Kenny Gregory (1998)	39
4. Sherron Collins (2007)	38
5. Ben McLemore (2013)	37
Perry Ellis (2013)	37
Keith Langford (2002)	37
Aaron Miles (2002)	37
9. Grady Dick (2023)	36
Devon Dotson (2019)	36
Quentin Grimes (2019)	36
Kelly Oubre Jr. (2015)	36
Xavier Henry (2010)	36
Darrell Arthur (2007)	36
Kevin Pritchard (1987)	36

GAMES STARTED	GS
1. Ben McLemore (2013)	37
2. Grady Dick (2023)	36
Devon Dotson (2019)	36
Quentin Grimes (2019)	36
Xavier Henry (2010)	36
Aaron Miles (2002)	36
7. Josh Jackson (2017)	35
Wayne Selden Jr. (2014)	35
Andrew Wiggins (2014)	35
Jacque Vaughn (1994)	35
11. Tyshawn Taylor (2009)	33
Brandon Rush (2006)	33
Nick Collison (2000)	33
Paul Pierce (1996)	33
Danny Manning (1985)	33

Miscellaneous

GAMES PLAYED

MOST GAMES PLAYED/SEASON

Rk.	Player, Year	Games
1.	Christian Braun, 2022	40
	David McCormack, 2022	40
	Dajuan Harris, 2022	40
	Mitch Lightfoot, 2022	40
	Cole Aldrich, 2008	40
	Darrell Arthur, 2008	40
	Darnell Jackson, 2008	40
	Sasha Kaun, 2008	40
	Russell Robinson, 2008	40
6.	39 Games, 26 Times (Last by Ochai Agbaji and Jalen Coleman-Lands, 2022)	40

MOST GAMES PLAYED/CAREER

Rk.	Player, Years	Games
1.	Mitch Lightfoot, 2016-22	168
2.	Danny Manning, 1985-88	147
3.	Tyshawn Taylor, 2009-12	146
4.	Frank Mason III, 2014-17	145
5.	Perry Ellis, 2013-16	144
6.	Jamari Traylor, 2013-16	143
	Sherron Collins, 2007-10	143
8.	Devonte' Graham, 2015-18	142
	Nick Collison, 2000-03	142
	Ryan Robertson, 1996-99	142
11.	Kirk Hinrich, 2000-03	141
12.	Nick Bradford, 1997-2000	140
13.	Eric Chenoweth, 1998-2001	139
	Kevin Pritchard, 1987-90	139
15.	Travis Releford, 2009-13	138
	Aaron Miles, 2002-05	138
	Steve Woodberry, 1991-94	138
18.	Jeff Boschee, 1999-2002	137
	Billy Thomas, 1995-98	137
	Richard Scott, 1991-94	137
	Adonis Jordan, 1990-93	137
22.	Sviatoslav Mykhailiuk, 2015-18	136
	Keith Langford, 2002-05	136
	Kenny Gregory, 1998-2001	136
	B.J. Williams, 1994-97	136
26.	Elijah Johnson, 2010-13	135
	Sasha Kaun, 2005-08	135

NCAA TOURNAMENT GAMES PLAYED/CAREER

Rk.	Player, Years	Games
1.	Mitch Lightfoot, 2016-22	17
2.	Keith Langford, 2002-05	16
	Aaron Miles, 2002-05	16
	Nick Collison, 2000-03	16
	Kirk Hinrich, 2000-03	16
	Richard Scott, 1991-94	16
	Steve Woodberry, 1991-94	16
	Danny Manning, 1985-88	16
	Chris Piper, 1985-88	16
10.	Devonte' Graham, 2015-18	15
	Sviatoslav Mykhailiuk, 2015-18	15
	Tyshawn Taylor, 2009-12	15
	Sherron Collins, 2007-10	15
	Patrick Richey, 1991-94	15
	Adonis Jordan, 1990-93	15
16.	Elijah Johnson, 2010-13	14
	Sean Pearson, 1993-96	14
	Mike Maddox, 1988-91	14

GAMES STARTED

MOST GAMES STARTED/SEASON

Rk.	Player, Year	Starts
1.	Russell Robinson, 2008	40
2.	Ochai Agbaji, 2022	39
	Christian Braun, 2022	39
	Dajuan Harris, 2022	39
	Devonte' Graham, 2018	39
	Sviatoslav Mykhailiuk, 2018	39
	Thomas Robinson, 2012	39
	Jeff Withey, 2012	39
	Darrell Arthur, 2008	39
	Greg Dreiling, 1986	39
	Cedric Hunter, 1986	39
	Danny Manning, 1986	39
	Calvin Thompson, 1986	39
14.	Perry Ellis, 2016	38
	Frank Mason III, 2016	38
	Tyshawn Taylor, 2012	38
	Elijah Johnson, 2012	38
	Travis Releford, 2012	38
	Tyrel Reed, 2011	38
	Mario Chalmers, 2008	38
	Brandon Rush, 2007	38
	Nick Collison, 2003	38
	Keith Langford, 2003	38
	Aaron Miles, 2003	38
	Paul Pierce, 1998	38



RUSSELL ROBINSON

	Ryan Robertson, 1998	38
	Danny Manning, 1988	38
	Ron Kellogg, 1986	38
29.	Wayne Selden Jr., 2016	37
	Elijah Johnson, 2013	37
	Ben McLemore, 2013	37
	Travis Releford, 2013	37
	Jeff Withey, 2013	37
	Mario Chalmers, 2007	37
	Julian Wright, 2007	37
	Kirk Hinrich, 2003	37
	Jeff Boschee, 2002	37

MOST GAMES STARTED/CAREER

Rk.	Player, Years	Starts
1.	Danny Manning, 1985-88	146
2.	Aaron Miles, 2002-05	137
3.	Jeff Boschee, 1999-2002	132
4.	Raef LaFrentz, 1995-98	131
5.	Nick Collison, 2000-03	130
6.	Kevin Pritchard, 1987-90	129
7.	Tyshawn Taylor, 2009-12	127
8.	Jacque Vaughn, 1994-97	125
9.	Kirk Hinrich, 2000-03	118
10.	Ochai Agbaji, 2018-22	116
11.	Tony Guy, 1979-82	115
12.	Darnell Valentine, 1978-81	114
13.	Frank Mason III, 2014-17	113
14.	Devonte' Graham, 2015-18	111
15.	Perry Ellis, 2013-16	109

CONSECUTIVE GAMES STARTED/CAREER

Rk.	Player, Years	Starts
1.	Danny Manning, 1985-88	141
2.	Raef LaFrentz, 1995-98	116
3.	Frank Mason III, 2014-17	110
	Aaron Miles, 2002-05	110
5.	Wayne Selden Jr., 2014-16	101
6.	Jacque Vaughn, 1994-97	100
7.	Ochai Agbaji, 2018-22	98
	Keith Langford, 2002-05	98
9.	Cedric Hunter, 1984-87	89
10.	Jo Jo White, 1966-69	84
11.	Devonte' Graham, 2015-18	82
12.	Greg Dreiling, 1984-86	78
13.	Kirk Hinrich, 2000-03	73
14.	Perry Ellis, 2013-16	72
	Jeff Withey, 2010-13	72
	Tony Guy, 1979-82	72
	Nolen Ellison, 1961-63	72
	Bill Bridges, 1959-61	72

MINUTES PLAYED

MOST MINUTES PLAYED/SEASON

Rk.	Player, Year	Minutes
1.	Devonte' Graham, 2018	1,474
2.	Christian Braun, 2022	1,375
3.	Ochai Agbaji, 2022	1,368
4.	Sviatoslav Mykhailiuk, 2018	1,346
5.	Danny Manning, 1988	1,336
6.	Tyshawn Taylor, 2012	1,303
7.	Frank Mason III, 2017	1,301
8.	Lagerald Vick, 2018	1,289

9.	Jalen Wilson, 2023	1,273
10.	Frank Mason III, 2016	1,272
11.	Devonte' Graham, 2017	1,269
12.	Danny Manning, 1986	1,256
13.	Elijah Johnson, 2012	1,254
14.	Travis Releford, 2013	1,252
15.	Danny Manning, 1987	1,249
16.	Keith Langford, 2003	1,246
17.	Kirk Hinrich, 2003	1,241
18.	Thomas Robinson, 2012	1,240
19.	Devonte' Graham, 2016	1,238
20.	Malik Newman, 2018	1,234
	Brandon Rush, 2007	1,234
22.	Nick Collison, 2003	1,232
23.	Sherron Collins, 2009	1,229

MOST MINUTES PLAYED/CAREER

Rk.	Player, Years	Minutes
1.	Danny Manning, 1985-88	4,961
2.	Devonte' Graham, 2015-18	4,498
3.	Frank Mason III, 2014-17	4,347
4.	Kirk Hinrich, 2000-03	4,187
5.	Jeff Boschee, 1999-2002	4,109
6.	Sherron Collins, 2007-10	4,071
7.	Tyshawn Taylor, 2009-12	4,039
8.	Kevin Pritchard, 1987-90	3,982
9.	Ochai Agbaji, 2018-22	3,977
10.	Tony Guy, 1979-82	3,911
11.	Darnell Valentine, 1978-81	3,906

FOULS/DISQUALIFICATIONS

MOST PERSONAL FOULS/SEASON

Rk.	Player, Year	Fouls
1.	Chris Piper, 1987	123
2.	Danny Manning, 1985	122
3.	Greg Dreiling, 1986	121
	Danny Manning, 1986	121
5.	Darrell Arthur, 2008	118
6.	Landen Lucas, 2017	117
	Jeff Graves, 2003	117
8.	Danny Manning, 1987	116
	Ken Koenigs, 1977	116
10.	Danny Manning, 1988	114

MOST PERSONAL FOULS/CAREER

Rk.	Player, Years	Fouls
1.	Danny Manning, 1985-88	473
2.	Darnell Valentine, 1978-81	414
3.	Nick Collison, 2000-03	413
4.	Richard Scott, 1991-94	395
5.	Eric Chenoweth, 1998-2001	392
6.	Calvin Thompson, 1983-86	360
7.	Kevin Pritchard, 1987-90	358
8.	Ken Koenigs, 1975-78	351
9.	Scot Pollard, 1994-97	339
10.	Greg Dreiling, 1984-86	337

MOST DISQUALIFICATIONS/SEASON

Rk.	Player, Year	DQs
1.	Vernon Vanoy, 1967	16
2.	Ken Koenigs, 1976	14
3.	Roger Brown, 1971	11
4.	Chris Piper, 1987	10
	Ken Koenigs, 1977	10
6.	Herb Nobles, 1977	9
	Walter Wesley, 1965	9
8.	Eric Pauley, 1992	8
	Paul Mokeski, 1978	8
	Clint Johnson, 1977	8
	Norm Cook, 1975	8

MOST DISQUALIFICATIONS/CAREER

Rk.	Player, Years	DQs
1.	Ken Koenigs, 1975-78	32
2.	Paul Mokeski, 1976-79	25
3.	Darnell Valentine, 1978-81	23
4.	Vernon Vanoy, 1967-68	22
5.	Danny Manning, 1985-88	21
	Roger Brown, 1969-71	21
7.	Nick Collison, 2000-03	19
8.	Norm Cook, 1974-76	18
9.	Greg Dreiling, 1984-86	15
	Herb Nobles, 1976-77	15
11.	Kirk Hinrich, 2000-03	14
	Richard Scott, 1991-94	14
	Chris Piper, 1985-88	14
	Clint Johnson, 1975-78	14

Victory Margin/OT

LARGEST VICTORY MARGINS

Rk.	Score	Margin	Opponent	Date
1.	115-45	70	Brown	1-3-89
2.	140-72	68	Oral Roberts	1-14-93
3.	98-31	67	Alcorn State	12-2-09
	132-65	67	Elizabeth City State	1-18-90
5.	122-58	64	UMBC	11-23-91
6.	134-73	61	Niagara	1-9-97
7.	68-8	60	Washington (Mo.)	2-8-13
8.	109-51	58	Texas Tech.	3-3-08
	110-52	58	Prairie View A&M	3-13-98
	107-49	58	Brown	1-2-97
11.	98-41	57	Ohio	11-26-10
	104-47	57	Montana State	11-27-76
13.	94-38	56	Pomona-Pitzer	12-1-87
	121-65	56	Central Missouri State	11-28-77
	102-46	56	Nebraska	2-8-58
16.	112-57	55	Monmouth	11-15-19
	103-48	55	Pittsburg State	12-18-95
	150-95	55	Kentucky	12-9-89
	103-48	55	Tennessee-Martin	12-4-89
	102-47	55	Rollins	12-30-80
21.	100-46	54	UMKC	1-4-03
	100-46	54	Cornell	1-2-96
23.	92-39	53	Nebraska	2-17-07
	111-58	53	Hawaii Loa	12-28-90
25.	102-50	52	Emporia State	12-4-97
	103-51	52	Rider	12-15-90
27.	123-72	51	Chaminade	11-23-16
	94-43	51	Winston-Salem State	12-19-06
	97-46	51	UMBC	1-10-91
	112-61	51	Pacific Lutheran	12-7-88
	102-51	51	New Mexico State	12-7-65
	63-12	51	William Jewell	1-16-1909
33.	94-44	50	Central Arkansas	11-19-09
	109-59	50	Northern Arizona	12-12-88
	65-15	50	Fairmount*	2-18-1908
	56-6	50	Kansas City YMCA	2-10-1906

*now Wichita State

LARGEST VICTORIES/ALLEN FIELDHOUSE

Rk.	Score	Margin	Opponent	Date
1.	115-45	70	Brown	1-3-89
2.	140-72	68	Oral Roberts	1-14-93
3.	98-31	67	Alcorn State	12-2-09
	132-65	67	Elizabeth City State	1-18-90
5.	122-58	64	UMBC	11-23-91
6.	134-73	61	Niagara	1-9-97
7.	109-51	58	Texas Tech.	3-3-08
	107-49	58	Brown	1-2-97
9.	104-47	57	Montana State	11-27-77
10.	94-38	56	Pomona-Pitzer	12-1-87
	121-65	56	Central Missouri State	11-28-77
	102-46	56	Nebraska	2-8-58
13.	112-57	55	Monmouth	11-15-19
	103-48	55	Pittsburg State	12-18-95
	150-95	55	Kentucky	12-9-89
	103-48	55	Tennessee-Martin	12-4-89
	102-47	55	Rollins	12-30-80
18.	100-46	54	Cornell	1-2-96
19.	92-39	53	Nebraska	2-17-07
20.	102-50	52	Emporia State	12-4-97
	103-51	52	Rider	12-15-90
22.	94-43	51	Winston-Salem State	12-19-06
	97-46	51	UMBC	1-10-91
	112-61	51	Pacific Lutheran	12-7-88
	102-51	51	New Mexico State	12-7-65
26.	94-44	50	Central Arkansas	11-19-09
	109-59	50	Northern Arizona	12-12-88
28.	111-62	49	Colorado	1-7-98
	103-54	49	Wichita State	1-6-93
30.	102-54	48	Chaminade	11-23-05
	100-52	48	Xavier (Ohio)	12-3-66
32.	99-52	47	UMKC	1-5-11
	94-47	47	Baylor	1-28-98
	103-56	47	Rollins	1-30-93

WORST DEFEATS

Rk.	Score	Margin	Opponent	Date
1.	48-8	(40)	Nebraska	3-2-1900
2.	100-63	(37)	Kentucky	12-23-74
3.	86-53	(33)	Oklahoma State	2-7-2000
4.	72-40	(32)	Kentucky	11-18-2014
5.	84-53	(31)	Wake Forest	12-7-2000
	41-10	(31)	Missouri	2-28-1916
7.	99-69	(30)	Missouri	1-17-76
	115-85	(30)	Kentucky	12-6-69
9.	62-91	(29)	Texas Tech	2-23-19
	68-39	(29)	Kentucky	12-16-50
	38-9	(29)	Kansas State	2-2-1917
12.	123-95	(28)	Oklahoma	1-18-89
	97-69	(28)	Oklahoma	12-29-71
	49-21	(28)	Nebraska	3-1-1912
15.	96-69	(27)	Kansas State	1-20-79
	90-63	(27)	Kentucky	12-11-76
	63-36	(27)	Kansas State	2-24-49

OVERTIMES

ALL-TIME OVERTIME RECORD	HOME	ROAD	NEUTRAL	TOTAL
Record In Single Overtimes	30-14	26-30	10-5	66-49
Record In Double Overtimes	2-1	5-5	0-0	7-6
Record In Triple Overtimes	1-0	0-1	0-1	1-2
Record In Four Overtimes	0-0	0-1	1-0	1-1
All-Time Overtime Record	33-15	31-37	10-6	74-58

THREE-OVERTIME GAMES (3)

Jan. 4, 2016 vs. Oklahoma W, 109-106 at Lawrence
 Feb. 4, 1981 vs. Oklahoma State L, 73-76 at Stillwater, Okla.
 March 23, 1957 vs. North Carolina L, 53-54 at Kansas City, Mo. (NCAA Finals)

FOUR-OVERTIME GAMES (2)

Feb. 15, 1965 vs. Oklahoma State L, 64-68 at Stillwater, Okla.
 Dec. 29, 1962 vs. Kansas State W, 90-88 at Kansas City, Mo.

MOST CONSECUTIVE OVERTIME GAMES PLAYED (2)

Seven Times: 1970-71, 1976-77, 1986-87, 1996-97, 2004-05, 2009-10, 2018-19

OVERTIME HIGHS/LOWS

(since 1988-89 only)

TEAM

Most Points in An Overtime Period 22 vs. Nebraska at Lawrence, Feb. 1, 1997 (KU, 82-77)

Most Points in An Overtime Period/Opponent 18 by Temple at E. Rutherford, N.J., Dec. 22, 1995 (Temple, 75-66)

Most Points in An Overtime Period/Both Teams 39 vs. Nebraska at Lawrence, Feb. 1, 1997 (KU, 82-77)

Most Points in Multiple Overtimes 32 vs. Oklahoma at Lawrence, Jan. 4, 2016 (3OT) (KU 109, OU 106)

Most Points in Multiple Overtimes/Opponents 29 vs. Oklahoma at Lawrence, Jan. 4, 2016 (3OT) (KU 109, OU 106)

Largest Margin Of Victory In An Overtime Game 12 (108-96), at Iowa State, Feb. 25, 2013
 12 (92-80), at Missouri, Jan. 13, 1992

Largest Margin Of Defeat In An Overtime Game 8 (66-74), vs. Temple at E. Rutherford, N.J., Dec. 22, 1995
 8 (72-80), vs. Iowa State at Kansas City, Mo., March 11, 1995

INDIVIDUAL

Most Points in Multiple Overtimes 12, Elijah Johnson at Iowa State, Feb. 25, 2013 (OT)
 12, Raef LaFrentz at Missouri, Feb. 4, 1997 (2OT)

Most Points in An Overtime Period 13, Malik Newman vs. Duke, March 25, 2018

Most Points in Multiple Overtimes/Opponent 13, Buddy Hield of Oklahoma at Lawrence, Jan. 4, 2016 (3OT)
 10, Jordan Woodard of Oklahoma at Lawrence, Jan. 4, 2016 (3OT)

Most Points in An Overtime Period/Opponent 9, Tyronn Lue of Nebraska at Lawrence, Feb. 1, 1997
 9, Damon Bailey of Indiana at Lawrence, Dec. 22, 1993

WORST DEFEATS/ALLEN FIELDHOUSE

Worst Defeats/Allen Fieldhouse

Rk.	Score	Margin	Opponent	Date
1.	91-66	(25)	Missouri	2-1-89
2.	89-65	(24)	Iowa State	3-10-75
	70-46	(24)	Kansas State	2-22-64
4.	83-60	(23)	Texas Christian	1-21-23
5.	72-50	(22)	Kentucky	12-10-83
6.	56-37	(19)	Oklahoma State	2-24-62
	91-72	(19)	Kansas State	2-7-62
8.	80-62	(18)	Kentucky	1-29-22
9.	91-74	(17)	Arizona	1-25-03
	72-55	(17)	Indiana	12-5-72
11.	79-63	(16)	Missouri	2-27-73
	73-57	(16)	Colorado	1-5-63
13.	64-49	(15)	Long Beach State	1-25-93
	64-49	(15)	Cincinnati	12-15-62

22

MOST POINTS IN AN OVERTIME PERIOD

VS. NEBRASKA AT LAWRENCE, FEB. 1, 1997 (KU, 82-77)

13

MOST INDIVIDUAL POINTS IN AN OVERTIME PERIOD

13, MALIK NEWMAN VS. DUKE, MARCH 25, 2018

Opponent Records

INDIVIDUAL POINTS SCORED

48 Lindsey Hunter, Jackson State
 at Honolulu, Dec. 27, 1992

PTS BY TWO PLAYERS (COMBINED)

73 Buddy Hield (46) and
 Jordan Woodard (27), Oklahoma
 at Lawrence, Jan. 4, 2016
 73 Glenn Robinson (44) and
 Cuonzo Martin (29), Purdue
 at Knoxville, March 24, 1994 (NCAA Tournament)

FIELD GOALS

19 Oscar Robertson, Cincinnati
 at Manhattan, March 12, 1960 (NCAA Tournament)

FIELD GOALS/CONFERENCE

17 Mike Wroblewski, Kansas State
 at Lawrence, Feb. 7, 1962

FIELD GOAL PERCENTAGE (Minimum 10 attempts)

90.9 (10-11) Eric Paschall, Villanova
 at San Antonio, March 31, 2018 (Final Four)

FREE THROWS

19 Reid Travis, Stanford
 at Lawrence, Dec. 3, 2016

FREE THROW ATTEMPTS

22 Reid Travis, Stanford
 at Lawrence, Dec. 3, 2016

FREE THROW PERCENTAGE (Minimum 10 attempts)

100.0 (18-18) Rayford Young, Texas Tech
 at Lubbock, Feb. 13, 1999

3-POINT FIELD GOALS

11 Randy Rutherford, Oklahoma State
 at Lawrence, March 5, 1995
 11 Lindsey Hunter, Jackson State
 at Honolulu, Dec. 27, 1992

3-POINT FIELD GOALS/CONFERENCE

11 Randy Rutherford, Oklahoma State
 at Lawrence, March 5, 1995

3-POINT FIELD GOAL ATTEMPTS

26 Lindsey Hunter, Jackson State
 at Honolulu, Dec. 27, 1992

3-POINT FIELD GOAL ATTEMPTS/CONFERENCE

19 Randy Rutherford, Oklahoma State
 at Lawrence, March 5, 1995

3-POINT FIELD GOAL PERCENTAGE (Minimum 5 attempts)

100.0 (5-5) Marial Shayok, Iowa State
 at Ames, Jan. 5, 2019
 100.0 (5-5) Desmond Mason, Oklahoma State
 at Stillwater, Feb. 7, 2000

REBOUNDS

27 Bob Nordman, Saint Louis
 at Saint Louis, Dec. 22, 1959

REBOUNDS/CONFERENCE

22 Chuck Duncan, Iowa State
 at Lawrence, Feb. 8, 1995

ASSISTS

15 Jawun Evans, Oklahoma State
 at Stillwater, March 4, 2017

TURNOVERS

15 James Eaton, Elizabeth City State
 at Lawrence, Jan. 18, 1990

BLOCKED SHOTS

8 Mohamed Bamba, Texas
 at Austin, Dec. 29, 2017
 8 Jordan Bell, Oregon
 at Kansas City, Mo., March 25, 2017
 (NCAA Tournament)
 8 Shane Battier, Duke
 at Winston-Salem, N.C., March 19, 2000
 (NCAA Tournament)

STEALS

7 Three times
 last at Lawrence, Feb. 26, 2000 (Terry Black, Baylor)

MINUTES PLAYED (SINCE 1975)

51 Buddy Hield, Oklahoma
 at Lawrence, Jan. 4, 2016 (triple-overtime game)

TEAM POINTS SCORED

123 Oklahoma
 at Norman, Jan. 18, 1989 (123-95)

POINTS SCORED/CONFERENCE

123 Oklahoma
 at Norman, Jan. 18, 1989 (123-95)

POINTS SCORED/SINGLE HALF

63 (2nd) Oklahoma
 at Norman, Jan. 18, 1989

FEWEST POINTS

3 William Jewell
 at Liberty, April 3, 1899 (19-3)

FEWEST POINTS/CONFERENCE

8 Iowa State
 at Ames, Jan. 9, 1925 (28-8)

FIELD GOALS

50 Oklahoma
 at Norman, Jan. 18, 1989

FIELD GOALS/CONFERENCE

50 Oklahoma
 at Norman, Jan. 18, 1989

FEWEST FIELD GOALS/CONFERENCE

2 Iowa State
 at Stillwater, Feb. 7, 2000

INDIVIDUAL SCORING BY AN OPPONENT/SINGLE-GAME (*OVERTIME)

PTS	PLAYER	SCHOOL	DATE	SITE	KU RESULT
48	Lindsey Hunter	Jackson State	Dec. 27, 1992	Honolulu, Hawaii	W, 93-85
46	Buddy Hield	Oklahoma	Jan. 4, 2016	Lawrence, Kan.	W, 109-106
46	Mike Wroblewski	Kansas State	Feb. 7, 1962	Lawrence, Kan.	L, 72-91
45	Randy Rutherford	Oklahoma State	March 5, 1995	Lawrence, Kan.	W, 78-62
44	Glenn Robinson	Purdue	March 24, 1994	Knoxville, Tenn.	L, 78-83
43	Anthony Peeler	Missouri	March 8, 1992	Lawrence, Kan.	W, 97-89
43	Oscar Robertson	Cincinnati	March 12, 1960	Manhattan, Kan.	L, 71-82
42	Craig Brackins	Iowa State	Jan. 24, 2009	Ames, Iowa	W, 82-67
41	Rayford Young	Texas Tech	Feb. 13, 1999	Lubbock, Texas	L, 84-90
40	Thomas Gardner	Missouri	Jan. 16, 2006	Columbia, Mo.	L, 86-89
39	Michael Beasley	Kansas State	March 1, 2008	Lawrence, Kan.	W, 88-74
39	Chuck Gardner	Colorado	March 7, 1966	Lawrence, Kan.	W, 85-65
38	Jacob Pullen	Kansas State	Feb. 14, 2011	Manhattan, Kan.	L, 68-84
38	Jeff Ruland	Iona	Feb. 7, 1980	New York, N.Y.	L, 77-81
38	Kim Anderson	Missouri	Feb. 9, 1977	Columbia, Mo.	L, 79-87
38	Tom Russell	Nebraska	Feb. 21, 1962	Lincoln, Neb.	W, 73-70
38	Dick Klostman	Kansas State	Dec. 30, 1952	Kansas City, Mo.	L, 87-93
37	Ben Woodside	North Dakota State	March 20, 2009	Minneapolis, Minn.	W, 84-74
37	Kevin Durant	Texas	March 11, 2007	Oklahoma City, Okla.	W, 88-84*
37	Arthur Johnson	Missouri	March 7, 2004	Columbia, Mo.	W, 84-82
37	Chuck Duncan	Iowa State	Feb. 8, 1955	Lawrence, Kan.	L, 59-77
36	Dedric Willoughby	Iowa State	Feb. 9, 1997	Ames, Iowa	W, 69-62
36	Damon Bailey	Indiana	Dec. 22, 1993	Lawrence, Kan.	W, 86-83*
36	Kenny Walker	Kentucky	Dec. 31, 1984	Louisville, Ky.	L, 89-92
36	Hercle Ivy	Iowa State	Jan. 22, 1975	Ames, Iowa	L, 81-96
36	Jim McDaniels	W. Kentucky	March 27, 1971	Houston, Texas	L, 75-77
36	Fritz Schneider	Kansas State	March 6, 1956	Lawrence, Kan.	L, 68-79

OPPONENTS' 100-POINT GAMES

SCORE (KU/OPP)	OPPONENT	DATE
90-102	vs. Gonzaga	11-26-20
99-103	vs. Indiana**	11-11-16
109-106	vs. Oklahoma***	1-4-16
110-103	at Texas*	2-11-02
78-100	at Oklahoma	2-27-90
77-102	at Duke	2-18-89
95-123	at Oklahoma	1-18-89
81-100	vs. Iowa%	11-28-87
86-103	at Arkansas.	12-6-86
84-103	at Oklahoma	1-31-84
63-100	vs. Kentucky#	12-23-74
85-115	at Kentucky	12-6-69

* Overtime; # at Louisville, Ky.; % at Maui, Hawaii; * at Honolulu, Hawaii

. at Ames, Jan. 9, 1925 (28-8)

FIELD GOAL ATTEMPTS

88 Oklahoma
 at Lawrence, Jan. 4, 2016 (30T)

FIELD GOAL ATTEMPTS/CONFERENCE

88 Oklahoma
 at Lawrence, Jan. 4, 2016 (30T)

FIELD GOAL PERCENTAGE

74.4 Pepperdine
 at Mailbu, Dec. 27, 1979

FREE THROWS

38 Oklahoma State
 at Stillwater, March 4, 1972

FREE THROWS/CONFERENCE

38 Oklahoma State
 at Stillwater, March 4, 1972

FREE THROWS/NONCONFERENCE

37 Oklahoma City
 at Lawrence, Jan. 16, 1971

FEWEST FREE THROWS

0 Topeka YMCA
 at Topeka, March 8, 1899

FREE THROW ATTEMPTS

52 Missouri
 at Lawrence, Jan. 9, 1954

3-POINT FIELD GOALS

18 Villanova
 at San Antonio, March 31, 2018 (Final Four)

18 Iowa State
 at Lawrence, Feb. 4, 2017

18 Nebraska
 at Lincoln, Feb. 24, 2002

3-POINT FIELD GOAL ATTEMPTS

41 Iowa State
 at Ames, Feb. 25, 2013

3-POINT FIELD GOAL PERCENTAGE

77.8 (7-9) Massachusetts

. at Lawrence, Dec. 10, 1997

3-POINT FIELD GOAL PERCENTAGE/CONFERENCE

75.0 (9-12) Kansas State
 at Lawrence, Jan. 30, 1988

REBOUNDS

62 Saint Louis
 at Lawrence, Nov. 30, 1968

REBOUNDS/CONFERENCE

58 Missouri
 at Columbia, Feb. 16, 1957

ASSISTS

29 Nebraska
 at Lincoln, Jan. 8, 1990

BLOCKED SHOTS*

14 Kentucky
 at Indianapolis, Ind., Nov. 18, 2014

STEALS*

18 South Carolina State
 at Lawrence, Dec. 15, 2001

TURNOVERS

34 Marquette
 at Lawrence, Dec. 1, 1990

FOULS

38 Oklahoma
 at Kansas City, Dec. 29, 1953

FOULS/CONFERENCE

35 Colorado
 at Lawrence, Jan. 31, 1995

FEWEST FOULS

0 Kansas State
 1915

*Since 1988-89 unless indicated



BRANDON RUSH

Win Streaks/Attendance



LONGEST WINNING STREAK ON THE ROAD

FROM FEB. 20, 1924 TO FEB. 28, 1927

MOST CONSECUTIVE 100-POINT GAMES

DEC. 15, 22, 28, 1990

KANSAS' LONGEST WINNING STREAKS

G	Began	Ended	Team To End Streak	Site
23	.3/6/35	.3/26/36	# Utah State, 42-37Kansas City, Mo.
22	.11/22/96	.2/4/97	Missouri, 96-94 (2 OT)Columbia, Mo.
22	.2/20/1908	.2/10/1909	Washington (Mo.), 28-26St. Louis, Mo.
21	.12/26/70	.3/25/71	\$ UCLA, 68-60Houston, Texas
21	.1/30/1914	.2/10/1915	Kansas State, 21-18Lawrence, Kan.
20	.11/9/07	.1/26/08	Kansas State, 84-75Manhattan, Kan.
19	.11/15/89	.1/20/90	Missouri, 95-87Columbia, Mo.
18	.11/15/16	.1/25/17	West Virginia, 69-85Morgantown, W.Va.
18	.11/15/12	.2/2/13	Oklahoma State, 85-80Lawrence, Kan.
18	.11/12/10	.1/22/11	Texas, 74-63Lawrence, Kan.
18	.1/23/26	.1/15/27	Iowa State, 15-12Lawrence, Kan.
17	.3/3/23	.11/25/23	Tennessee, 64-50Paradise Island, Bahamas
16	.2/27/08	.11/25/08	Syracuse, 89-81 (OT)Kansas City, Mo.
16	.11/15/02	.3/10/02	Oklahoma, 64-55Kansas City, Mo.
16	.2/1/85	.3/29/86	\$ Duke, 71-67Dallas, Texas
16	.2/26/51	.1/26/52	Kansas State, 81-64Manhattan, Kan.
15	.2/2/52	.4/1/52	# Peoria, 62-60New York, N.Y.
14	.11/13/09	.1/10/10	Tennessee, 76-68Knoxville, Tenn
14	.2/7/07	.3/24/07	\$ UCLA, 68-55San Jose, Calif.
14	.11/19/04	.1/19/05	Villanova, 83-62Philadelphia, Pa.
14	.1/24/98	.3/15/98	\$ Rhode Island, 80-75Oklahoma City, Okla.
13	.1/13/10	.2/27/10	Oklahoma State, 85-77Stillwater, Okla.
13	.11/20/01	.1/12/02	UCLA, 87-77Los Angeles, Calif.
13	.1/22/25	.1/11/26	Washington (Mo.), 25-18Lawrence, Kan.
12	.1/2/96	.2/10/96	Missouri, 77-73Columbia, Mo.
12	.12/4/93	.1/17/94	Kansas State, 66-64Lawrence, Kan.
12	.12/7/68	.1/11/69	Missouri, 47-46Columbia, Mo.
12	.12/3/56	.1/14/57	Iowa State, 39-37Ames, Iowa
12	.12/26/42	.1/23/43	Camp Crowder, 35-31Neosho, Mo.
10	.1/16/33	.12/14/34	Kansas State, 39-35 (OT)Lawrence, Kan.

Olympic Playoffs \$ NCAA Tournament -Active

KANSAS' LONGEST HOMECOURT WINNING STREAKS

G	Began	Ended	Court	Team To End Streak
69*	.2/7/07	.1/22/11	Allen FieldhouseTexas, 74-63
62	.2/26/94	.12/8/98	Allen FieldhouseIowa, 85-81
55*	.3/3/84	.1/30/88	Allen FieldhouseKansas State, 72-61
51	.1/11/14	.2/1/17	Allen FieldhouseIowa State, 92-89 (OT)
33	.1/29/11	.2/2/13	Allen FieldhouseOklahoma State, 85-80
33	.3/7/51	.1/4/55	Hoch AuditoriumMissouri, 76-65
33	.1/24/1908	.2/4/1911	Robinson GymnasiumNebraska, 36-27
28	.2/6/18	.1/11/2020	Allen FieldhouseBaylor, 55-67
28	.12/1/69	.12/4/71	Allen FieldhouseKentucky, 79-69
26	.1/15/38	.3/7/41	Hoch AuditoriumOklahoma, 45-37
25	.2/10/01	.1/25/03	Allen FieldhouseArizona, 91-74
24	.2/17/90	.1/11/92	Allen FieldhouseLouisville, 85-73
21	.1/21/65	.3/17/67	Allen Fieldhouse\$ Houston, 66-63
20	.1/25/04	.2/19/05	Allen FieldhouseIowa State, 63-61 (OT)
20	.2/6/1922	.1/14/1925	RobinsonKansas State, 40-28
17	.12/6/80	.12/12/81	Allen FieldhouseKentucky, 77-74 (OT)
17	.12/8/44	.1/7/47	Hoch AuditoriumMissouri, 39-34
16	.2/5/22	.1/21/23	Allen FieldhouseTexas Christian, 83-60
16	.12/15/32	.12/14/34	Hoch AuditoriumKansas State, 39-35 (OT)
16	.1/7/14	.2/10/15	RobinsonKansas State, 21-18

*Big Eight Conference record; *Big 12 Conference record
\$ NCAA Tournament

HOME RECORD

Year	Att.	G	Avg.	Rank	League Rank	NCAA Rank	Season Record	Home Record
1954-55	2	11-10	2-0
1955-56	9	14-9	7-2
1956-57	10	24-3	10-0
1957-58	9	18-5	7-2
1958-59	10	11-14	5-5
1959-60	10	19-9	8-2
1960-61	10	17-8	7-3
1961-62	10	7-18	1-9
1962-63	11	12-13	5-6
1963-64	10	13-12	8-2
1964-65	84,642	10	8,464	17-8	7-3
1965-66	124,300	10	12,430	23-4	10-0
1966-67	171,750	13	13,208	23-4	12-1
1967-68	171,924	12	14,327	22-8	9-3
1968-69	167,949	12	13,996	20-7	10-2
1969-70	150,972	13	11,613	17-9	13-0
1970-71	187,750	14	13,411	27-3	14-0
1971-72	175,050	14	12,504	11-15	11-3
1972-73	160,200	14	11,442	8-18	7-7
1973-74	158,550	13	12,196	23-7	12-1
1974-75	166,025	13	12,771	19-8	11-2
1975-76	146,220	10	10,444	13-13	8-2
1976-77	145,488	14	10,392	18-10	12-6
1977-78	182,250	15	12,150	1st	15th	24-5	14-1
1978-79	195,980	14	13,999	1st	11th	18-11	12-2
1979-80	186,703	15	12,447	1st	12th	15-14	12-3
1980-81	198,329	15	13,222	1st	16th	24-8	14-1
1981-82	152,293	16	9,518	4th	35th	13-14	12-4
1982-83	132,251	14	9,447	4th	36th	13-16	8-6
1983-84	185,400	16	11,587	2nd	18th	22-10	14-2
1984-85	212,828	16	13,301	1st	12th	26-8	16-0
1985-86	213,034	15	14,202	2nd	12th	35-4	15-0
1986-87	233,800	15	15,587	1st	9th	25-11	15-0
1987-88	216,650	14	15,475	1st	11th	27-11	11-3
1988-89	202,488	14	14,463	1st	15th	19-12	10-4
1989-90	242,225	16	15,139	1st	13th	30-5	15-1
1990-91	230,600	15	15,373	1st	11th	27-8	15-0
1991-92	219,550	14	15,682	1st	10th	27-5	13-1
1992-93	235,000	15	15,667	1st	8th	29-7	13-2
1993-94	241,000	16	15,063	1st	10th	27-8	13-3
1994-95	218,300	14	15,593	1st	11th	25-6	14-0
1995-96*	204,500	13	15,731	1st	10th	29-5	13-0
1996-97	242,100	15	16,140	1st	8th	34-2	15-0
1997-98	256,436	16	16,027	1st	9th	35-4	16-0
1998-99	211,600	13	16,277	1st	8th	23-10	10-3
1999-00	227,800	14	16,271	1st	9th	24-10	13-1
2000-01	226,500	14	16,179	1st	10th	26-7	13-1
2001-02	211,700	13	16,285	1st	9th	33-4	13-0
2002-03	260,800	16	16,300	1st	9th	30-8	15-1
2003-04	228,200	14	16,300	1st	8th	24-9	13-1
2004-05	260,800	16	16,300	1st	8th	23-7	15-1
2005-06	260,800	16	16,300	1st	10th	25-8	14-2
2006-07	293,400	18	16,300	1st	12th	33-5	16-2
2007-08	328,182	20	16,409	1st	13th	37-3	20-0
2008-09	310,652	19	16,350	1st	9th	27-8	18-1
2009-10	312,230	19	16,433	1st	9th	33-3	19-0
2010-11	295,856	18	16,436	1st	9th	35-3	17-1
2011-12	279,557	17	16,445	1st	10th	32-7	16-1
2012-13	295,889	18	16,438	1st	10th	31-6	17-1

2013-14	262,993	16	16,437	1st	9th	25-10	15-1
2014-15	262,127	16	16,383	1st	7th	27-9	16-0
2015-16	279,412	17	16,436	1st	9th	33-5	17-0
2016-17	262,320	16	16,395	1st	8th	31-5	15-1
2017-18	294,210	18	16,345	1st	7th	31-8	14-4
2018-19	276,010	17	16,236	1st	12th	26-10	17-0
2019-20	262,202	16	16,388	1st	8th	28-3	15-1
2020-21#	277,999	14	1,979	21-9	13-1
2021-22	277,100	17	16,300	1st	8th	34-6	16-1
2022-23	260,800	16	16,300	1st	7th	28-8	15-1
Total	12,601,676	946	15,185				1663-563	830-116

--Allen Fieldhouse capacity increased from 15,800 to 16,300
 --#Limited due to COVID-19
 --For the 2008-18 seasons, the NCAA ruled neutral site games on the home ticket package, i.e. Kansas vs. Ohio game at Sprint Center, were considered a home contest, hence the increased attendance average for those seasons. The AFH record is games only played in AFH.
 --Average totals since 1964-65 season

KANSAS' SINGLE GAME ATTENDANCE RECORDS

Crowd	Season	Site	Opponent	Result
73,3612011-12New Orleans, La.Ohio StateW, 64-62
70,9132011-12New Orleans, La.KentuckyL, 59-67
69,4232021-22New Orleans, La.North CarolinaW, 72-69
68,2572017-18San Antonio, TexasVillanovaL, 79-9
64,1511992-93New Orleans, La.North CarolinaL, 68-78
57,5632007-08Detroit, Mich.DavidsonW, 59-57
57,0282007-08Detroit, Mich.VillanovaW, 72-57
54,5242002-03New Orleans, La.SyracuseL, 78-81
54,4322002-03New Orleans, La.MarquetteW, 94-61
53,3782001-02Atlanta, Ga.MarylandL, 88-97
47,1001990-91Indianapolis, Ind.DukeL, 65-72
47,1002003-04Indianapolis, Ind.North CarolinaW, 79-73
43,7182007-08San Antonio, TexasNorth CarolinaW, 84-66
43,2572007-08San Antonio, TexasMemphisW, 75-68 (OT)
40,6392012-13Arlington, TexasMichiganL, 85-87
31,7651970-71Houston, TexasW. KentuckyL, 75-77
31,6321987-88Pontiac, Mich.Kansas StateW, 71-58
31,4842001-02St. Louis, Mo.StanfordW, 86-63
31,4281970-71Houston, TexasUCLAL, 60-68
31,1971992-93Indianapolis, Ind.IndianaW, 74-69
30,8012003-04St. Louis, Mo.UABW, 100-74
30,6482003-04St. Louis, Mo.Georgia Tech.L, 79-71
28,9622000-01San Antonio, TexasIllinoisL, 64-80

OTHER STREAKS

Longest Losing Streak
 10, from Jan. 21, 1948 to March 8, 1948
Longest Homecourt Losing Streak
 9, from Dec. 4, 1961 to Feb. 24, 1962
***Longest Winning Streak On Road**36, from Feb. 20, 1924 to Feb. 28, 1927
***Longest Losing Streak On Road**20, from March 25, 1971 to Jan. 20, 1973
Most Consecutive 100-Point Games .3, Dec. 15, 22, 28, 1990

*Includes neutral sites

Allen Fieldhouse

ALLEN FIELDHOUSE FACTS

- Dedicated: March 1, 1955 (Kansas 77, Kansas State 67)
- Capacity: 16,300
- Student Seating: 3,500
- Seasons: 2023-24 is the 68th season
- Consecutive sellouts: 352 (current, started 12/4/01)
- First Points: Roger Craft (Kansas State)
- First KU Points: Lew Johnson
- First 3-point FG: Kevin Pritchard (Kansas) vs. Tennessee-Martin, Nov. 29, 1986
- KU's All-Time Record: 840-117 (.877)
- Record Under Bill Self: 299-17 (.945)
- Undefeated Seasons: 20, last in 2018-19 (16-0)

Note: In 2007-08 the NCAA ruled games on season-ticket packages yet in neutral venues would be considered home games - i.e. the Kansas vs. Ohio game on 12/15/07. That contest or any since are not counted in the Allen Fieldhouse facts above.



SEASON-BY-SEASON RECORD IN ALLEN FIELDHOUSE

Season	W-L	1988-89	10-4
1954-55	2-0	1989-90	15-1
1955-56	7-2	1990-91	15-0
1956-57	10-0	1991-92	13-1
1957-58	7-2	1992-93	13-2
1958-59	5-5	1993-94	13-3
1959-60	8-2	1994-95	14-0
1960-61	7-3	1995-96	13-0
1961-62	1-9	1996-97	15-0
1962-63	5-6	1997-98	16-0
1963-64	8-2	1998-99	10-3
1964-65	7-3	1999-00	13-1
1965-66	10-0	2000-01	13-1
1966-67	12-1	2001-02	13-0
1967-68	9-3	2002-03	15-1
1968-69	10-2	2003-04	13-1
1969-70	13-0	2004-05	15-1
1970-71	14-0	2005-06	14-2
1971-72	11-3	2006-07	16-2
1972-73	7-7	2007-08	19-0
1973-74	12-1	2008-09	18-0
1974-75	11-2	2009-10	18-0
1975-76	8-6	2010-11	16-1
1976-77	12-2	2011-12	16-0
1977-78	14-1	2012-13	16-1
1978-79	11-2	2013-14	14-1
1979-80	11-3	2014-15	15-0
1980-81	14-1	2015-16	16-0
1981-82	12-4	2016-17	14-1
1982-83	8-6	2017-18	9-3
1983-84	14-2	2018-19	16-0
1984-85	16-0	2019-20	14-1
1985-86	15-0	2020-21	13-1
1986-87	15-0	2021-22	16-1
1987-88	11-3	2022-23	15-1

Overall Record: 840-117 (.877)

Bill Self era: 299-17 (.945)

LARGEST ALLEN FIELDHOUSE CROWDS

Note: The University of Kansas, beginning in the mid-1980s, did not allow crowds larger than capacity. Capacity grew from 15,800 to 16,300 prior to the 1994-95 season.

Crowd	Opponent	Date	Result
17,228	Kansas State	3-1-55	W, 77-66
17,200	Kansas State	3-6-74	W, 60-55
17,100	Notre Dame	1-22-74	L, 74-76
17,000	Kansas State	1-23-73	L, 70-91
17,000	Kansas State	2-1-71	W, 79-74
17,000	Missouri	2-20-71	W, 85-66
17,000	Nebraska	2-26-66	W, 110-73

ALLEN FIELDHOUSE RECORDS - INDIVIDUAL

Most Points	56, Oscar Robertson, Cincinnati, vs. Arkansas, 1958 NCAA Tourn.
Most Points By a KU Player	52, Wilt Chamberlain vs. Northwestern, 12-3-1956
Most Field Goals	21, Oscar Robertson, Cincinnati, vs. Arkansas, 1958 NCAA Tourn.
Most Field Goals By a KU Player	20, Wilt Chamberlain, vs. Northwestern, 12-3-1956
Most 3-Point Field Goals	11, Randy Rutherford, Oklahoma State, vs. Kansas, 3-5-1995
Most 3-Point Field Goals By a Visiting Player	11, Terry Brown, Kansas vs. N.C. State, 1-5-1991
Most Free Throws	11, Randy Rutherford, Oklahoma State vs. Kansas, 3-5-1995
Most Free Throws by a KU Player	19, Reid Travis, Stanford, 12-3-2016
Most Rebounds by a KU Player	18, Wilt Chamberlain vs. Nebraska, 2-8-1958
Most Rebounds By A Visiting Player	36, Wilt Chamberlain, vs. Iowa State, 2-15-1958
	23, Tom Robitaille, Rice, 12-1-1958

ALLEN FIELDHOUSE RECORDS - TEAM

Most Points	150, Kansas vs. Kentucky, 12-9-1989
Most Points By A Visiting Team	107, Kansas State vs. Houston, 1970
Most Points By A KU Opponent	106, Oklahoma, 1-4-2016
Fewest Points by KU	37, Portland vs. Kansas, 1-13-1968
	37, Kansas vs. Oklahoma State, 2-24-1962
Fewest Points By A KU Opponent	31, Alcorn State, 12-12-2009
Most Field Goals	52, Kansas vs. Elizabeth City State, 1-18-1990 (83 attempts)
	52, Kansas vs. Kentucky, 12-9-1989 (85 attempts)
Fewest Field Goals Made By KU	11, Kansas vs. Oklahoma State, 2-24-1962
Fewest Field Goals By A Visiting Team	12, Alcorn State vs. Kansas, 12-12-2009
	12, Syracuse vs. Kansas, 12-14-1968
Most 3-Point FGs Made By KU	19, vs. Texas Southern, 11-21-2018
Fewest 3-Point FGs Made By KU	0, 12x, last vs. West Virginia, 3-3-2015
Most 3-Point FGs Made By A KU Opp.	18, Iowa State, 2-4-2017
Fewest 3-Point FGs Made By A KU Opp.	0, 5x, last by Missouri, 2-4-2008
Most Free Throws By KU	38, Kansas vs. Niagara, 1-9-1997 (52 attempts)
	38, Kansas vs. Missouri, 2-17-1958 (52 attempts)
	38, Kansas vs. Western Kentucky, 12-20-1969 (42 attempts)
Fewest Free Throws By KU	2, Kansas vs. San Francisco, 12-16-1972
Most Free Throws By A Visiting Team	37, Oklahoma City vs. Kansas, 1-16-1971
Fewest Free Throws A Visiting Team	1, by West Virginia, 2-17-2018
	1, by Winston-Salem State, 12-19-2006
Most Rebounds	72, Kansas vs. Colorado, 2-26-1994
Most Fouls	37, American vs. Kansas, 1-6-1988
Most Fouls By Kansas	31, vs. Oklahoma City, 1-16-1971
Fewest Fouls	8, Kansas vs. Murray State, 1-17-1970
Fewest Fouls By A Visiting Team	9, Portland vs. Kansas, 1-13-1968
	9, Nebraska vs. Kansas, 1-6-1962

ALLEN FIELDHOUSE RECORD BY COACHES

Coach (Years)	AFH Record	Winning %
Phog Allen (1+)	9-2	81.8
Dick Harp (8)	51-29	63.8
Ted Owens (19)	206-47	81.4
Larry Brown (5)	71-5	93.4
Roy Williams (15)	201-17	92.2
Bill Self (20)	299-17	94.5
TOTAL	840-117	87.5

Big 12 Championship Records

RESULTS

1997 - Kemper Arena, Kansas City, Mo.
 Kansas 74, Oklahoma State 59 (quarters)
 Kansas 72, Iowa State 48 (semis)
 Kansas 87, Missouri 60 (final)

1998 - Kemper Arena, Kansas City, Mo.
 Kansas 68, Kansas State 61 (quarters)
 Kansas 91, Nebraska 59 (semis)
 Kansas 72, Oklahoma 58 (finals)

1999 - Kemper Arena, Kansas City, Mo.
 Kansas 77, Nebraska 53 (quarters)
 Kansas 69, Kansas State 58 (semis)
 Kansas 53, Oklahoma State 37 (final)

2000 - Kemper Arena, Kansas City, Mo.
 Kansas 84, Kansas State 60 (first round)
 Oklahoma State 77, Kansas 58 (quarters)

2001 - Kemper Arena, Kansas City, Mo.
 Kansas 94, Kansas State 63 (quarters)
 Oklahoma 62, Kansas 57 (semis)

2002 - Kemper Arena, Kansas City, Mo.
 Kansas 102, Colorado 73 (quarters)
 Kansas 90, Texas Tech 50 (semis)
 Oklahoma 64, Kansas 55 (final)

2003 - American Airlines Center, Dallas, Texas
 Kansas 89, Iowa State 74 (quarters)
 Missouri 68, Kansas 63 (semis)

2004 - American Airlines Center, Dallas, Texas
 Kansas 94, Missouri 69 (quarters)
 Texas 64, Kansas 60 (semis)

2005 - Kemper Arena, Kansas City, Mo.
 Kansas 80, Kansas State 67 (quarters)
 Oklahoma State 78, Kansas 75 (semis)

2006 - American Airlines Center, Dallas, Texas
 Kansas 63, Oklahoma State 62 (quarters)
 Kansas 79, Nebraska 65 (semis)
 Kansas 80, Texas 68 (final)

2007 - Ford Center, Oklahoma City, Okla.
 Kansas 64, Oklahoma 47 (quarters)
 Kansas 67, Kansas State 61 (semis)
 Kansas 88, Texas 84 OT (final)

2008 - Sprint Center, Kansas City, Mo.
 Kansas 64, Nebraska 54 (quarters)
 Kansas 77, Texas A&M 71 (semis)
 Kansas 84, Texas 74 (final)

2009 - Ford Center, Oklahoma City, Okla.
 Baylor 71, Kansas 64 (quarters)

2010 - Sprint Center, Kansas City, Mo.
 Kansas 80, Texas Tech 68 (quarters)
 Kansas 79, Texas A&M 66 (semis)
 Kansas 72, Kansas State 64 (final)

2011 - Sprint Center, Kansas City, Mo.
 Kansas 63, Oklahoma State 62 (quarters)
 Kansas 90, Colorado 83 (semis)
 Kansas 85, Texas 73 (final)

2012 - Sprint Center, Kansas City, Mo.
 Kansas 83, Texas A&M 66 (quarters)
 Baylor 81, Kansas 72 (semis)

2013 - Sprint Center, Kansas City, Mo.
 Kansas 91, Texas Tech 63 (quarters)
 Kansas 88, Iowa State 73 (semis)
 Kansas 70, Kansas State 54 (final)

2014 - Sprint Center, Kansas City, Mo.
 Kansas 77, Oklahoma State 70 OT (quarterfinals)
 Iowa State 94, Kansas 83 (semis)

2015 - Sprint Center, Kansas City, Mo.
 Kansas 64, TCU 59 (quarters)
 Kansas 62, Baylor 52 (semis)
 Iowa State 70, Kansas 66 (final)

2016 - Sprint Center, Kansas City, Mo.
 Kansas 85, Kansas State 63 (quarters)
 Kansas 70, Baylor 66 (semis)
 Kansas 81, West Virginia 71 (final)

2017 - Sprint Center, Kansas City, Mo.
 TCU 85, Kansas 82 (quarters)

2018* - Sprint Center, Kansas City, Mo.
 Kansas 82, Oklahoma State 68 (quarters)
 Kansas 83, Kansas State 67 (semis)
 Kansas 81, West Virginia 70 (final)

2019 - Sprint Center, Kansas City, Mo.
 Kansas 65, Texas 57 (quarters)
 Kansas 88, West Virginia 74 (semis)
 Iowa State 78, Kansas 66 (final)

2020 - Sprint Center, Kansas City, Mo.
 Kansas 69, Oklahoma 62 (quarters)

2021 - T-Mobile Center, Kansas City, Mo.
 Kansas 69, Oklahoma 62 (quarters)

2022 - T-Mobile Center, Kansas City, Mo.

Kansas 87, West Virginia 63 (quarters)
 Kansas 75, TCU 62 (semis)
 Kansas 74, Texas Tech 65 (finals)

2023 - T-Mobile Center, Kansas City, Mo.

Kansas 78, West Virginia 61 (quarters)
 Kansas 71, Iowa State 58 (semis)
 Texas 76, Kansas 56 (finals)

TEAM SINGLE-GAME RECORDS

MOST POINTS SCORED
102 vs. Colorado, 2002 quarterfinals

FEWEST POINTS SCORED
53 vs. Oklahoma State, 1999 finals

MOST FIELD GOALS
40 vs. Colorado, 2002 quarterfinals

MOST FIELD GOAL ATTEMPTS
86 vs. Colorado, 2002 quarterfinals

HIGHEST FIELD GOAL PERCENTAGE
66.0% (31-47) vs. Texas Tech, 2013 quarterfinals

MOST 3-POINT FIELD GOALS
15 vs. West Virginia, 2018 final

MOST 3-POINT FIELD GOAL ATTEMPTS
30 vs. TCU, 2017 quarterfinals

HIGHEST 3-POINT FIELD GOAL PERCENTAGE
66.7% (10-15) vs. Texas A&M, 2012 quarterfinals

MOST FREE THROWS
29 vs. Colorado, 2011 semifinals

MOST FREE THROW ATTEMPTS
33 vs. Colorado, 2011 semifinals

HIGHEST FREE THROW PERCENTAGE
93.3% (14-15) vs. Oklahoma, 2002 finals

MOST REBOUNDS
56 vs. Texas Tech, 2002 semifinals

MOST ASSISTS
31 vs. Texas Tech, 2002 semifinals

MOST BLOCKED SHOTS
10, two times

MOST STEALS
15, two times

TEAM CHAMPIONSHIP RECORDS

MOST POINTS SCORED
249 (3 games), 2013

MOST FIELD GOALS
96 (3 games), 2002

MOST FIELD GOAL ATTEMPTS
210 (3 games), 2002

MOST 3-POINT FIELD GOALS
34 (3 games), 2018

MOST 3-POINT FIELD GOAL ATTEMPTS
75 (3 games), 2018

MOST FREE THROWS
61 (3 games), 2010

MOST FREE THROW ATTEMPTS
83 (3 games), 2010

HIGHEST FIELD GOAL PERCENTAGE
56.6% (3 games), 2013

HIGHEST 3-POINT FIELD GOAL PERCENTAGE
50% (3 games), 2008

HIGHEST FREE THROW PERCENTAGE
84.6% (3 games), 2002

MOST REBOUNDS
150 (3 games), 2002

MOST ASSISTS
67 (3 games), 2002

MOST BLOCKED SHOTS
25 (3 games), 2002

MOST STEALS
32 (3 games), 2002

INDIVIDUAL SINGLE-GAME RECORDS

MOST POINTS
31, Wayne Simien vs. Missouri, 2004 quarterfinals
30, Malik Newman vs. Oklahoma State, 2018 quarterfinals

.30, Perry Ellis vs. Iowa State, 2014 semifinals
30, Andrew Wiggins vs. Oklahoma State, 2014 quarterfinals
30, Wayne Simien vs. Oklahoma State, 2005 semifinals

.30, Paul Pierce vs. Missouri, 1997 finals

MOST FIELD GOALS
12, Wayne Simien vs. Oklahoma State, 2005 semifinals
12, Paul Pierce vs. Missouri, 1997 finals

MOST FIELD GOAL ATTEMPTS
20, Sherron Collins vs. Baylor, 2009 quarterfinals

.20, Paul Pierce vs. Kansas State, 1998 quarterfinals

MOST 3-POINT FIELD GOALS
8, Mario Chalmers vs. Texas, 2008 finals

MOST 3-POINT FIELD GOAL ATTEMPTS
12, Sherron Collins vs. Baylor, 2009 quarterfinals
12, Mario Chalmers vs. Texas, 2008 finals

MOST FREE THROWS
15, Kelly Oubre Jr. vs. TCU, 2015 quarterfinals

MOST FREE THROW ATTEMPTS
19, Kelly Oubre Jr. vs. TCU, 2015 quarterfinals

HIGHEST FIELD GOAL PERCENTAGE (MIN. 10 ATTEMPTS)
91.7% (11-12), Perry Ellis vs. Iowa State, 2014 semifinals
83.3% (10-12), Perry Ellis vs. Iowa State, 2013 semifinals

HIGHEST 3-POINT FIELD GOAL PERCENTAGE (MIN. 5 ATTEMPTS)
83.3% (5-6), Devonte' Graham vs. WVU, 2016 finals
83.3% (5-6), Jeff Boschee vs. Kansas State, 2001 quarterfinals

HIGHEST FREE THROW PERCENTAGE (MIN. 6 ATTEMPTS)
100% (10-10), Devonte' Graham vs. WVU, 2016 finals
100% (10-10), Eric Chenoweth vs. Kansas State, 1999 semifinals
100% (8-8), Devonte' Graham vs. Kansas State, 2018 semifinals
100% (8-8), Wayne Selden, Jr. vs. Iowa State, 2015 finals
100% (6-6), Jalen Wilson vs. Iowa State, 2023 semifinals
100% (6-6), Sherron Collins vs. Texas Tech, 2010 quarterfinals
100% (6-6), Eric Chenoweth vs. Kansas State, 2001 quarterfinals
100% (6-6), Mario Chalmers vs. Oklahoma State, 2006 quarterfinals
100% (6-6), Darnell Jackson vs. Texas, 2007 finals

MOST REBOUNDS
21, Drew Gooden vs. Texas Tech, 2002 semifinals

MOST ASSISTS
15, Aaron Miles vs. Texas Tech, 2002 semifinals

MOST BLOCKED SHOTS
5, Mitch Lightfoot vs. West Virginia, 2022 quarterfinals
5, Jeff Withey vs. Baylor, 2012 semifinals

.5, Nick Collison vs. Texas Tech, 2002 semifinals

MOST STEALS
8, Nick Bradford vs. Kansas State, 2000 first round

INDIV. CHAMPIONSHIP RECORDS

MOST POINTS SCORED
72, Malik Newman (3 games), 2018
71, Jalen Wilson (3 games), 2023
67, Paul Pierce (3 games), 1998

MOST FIELD GOALS
27, Paul Pierce (3 games), 1997

MOST FIELD GOAL ATTEMPTS
55, Paul Pierce (3 games), 1998

MOST 3-POINT FIELD GOALS
15, Malik Newman (3 games), 2018
13, Brandon Rush (3 games), 2008

MOST 3-POINT FIELD GOAL ATTEMPTS
22, Malik Newman (3 games), 2018
22, Brandon Rush (3 games), 2008
22, Jeff Boschee (3 games), 1999

MOST FREE THROWS
20, Kelly Oubre Jr. (3 games), 2015

MOST FREE THROW ATTEMPTS
24, Kelly Oubre Jr. (3 games), 2015

HIGHEST FIELD GOAL PERCENTAGE
83.3 (10-12), Landen Lucas (3 games), 2015
800 (12-15), Mitch Lightfoot (3 games), 2022
78.9 (15-19), Perry Ellis (2 games), 2014
78.3% (18-23), Perry Ellis (3 games), 2013

HIGHEST 3-POINT FIELD GOAL PERCENTAGE
72.7% (8-11), Jeff Boschee (2 games), 2001

HIGHEST FREE THROW PERCENTAGE
100% (13-13), Jalen Wilson (3 games), 2023
100% (9-9), Kirk Hinrich (2 games), 2001
100% (9-9), Jacque Vaughn (3 games), 1997
100% (6-6), Perry Ellis (3 games), 2013
100% (6-6), Aaron Miles (3 games), 2002
91.7% (11-12), Drew Gooden (3 games), 2002

MOST REBOUNDS
40, Drew Gooden (3 games), 2002

MOST ASSISTS
31, Aaron Miles (3 games), 2002

MOST BLOCKED SHOTS
9, Jeff Withey (2 games), 2012

NCAA Tournament Records

TEAM SINGLE-GAME

MOST POINTS

.....110 vs. Prairie View A&M, 1998
.....108 vs. Arizona State, 2003
.....107 vs. Niagara, 2007
.....105 vs. Austin Peay, 2016

FEWEST POINTS

.....32 vs. Oklahoma State, 1942
.....38 vs. Oklahoma State, 1946
.....42 vs. Indiana, 1940 (FF)

WINNING MARGIN

.....58 (110-52) vs. Prairie View, 1998
.....40 (107-67) vs. Niagara, 2007
.....38 (100-62) vs. UC Davis, 2017
.....38 (92-54) vs. S.C. State, 1996
.....34 (87-53) vs. Northeastern, 2019

LOSING MARGIN

.....18 (42-60) vs. Indiana, 1940
.....17 (61-78) vs. UCLA, 1974

MOST POINTS IN A LOSS

.....88 (88-97) vs. Maryland, 2002 (FF)
.....88 (88-92 OT) vs. Kentucky, 1999
.....82 (82-85) vs. Arizona, 1997

MOST FIELD GOALS

.....42 vs. Howard, 1992
.....41 vs. Evansville, 1999
.....41 vs. Prairie View A&M, 1998

FEWEST FIELD GOALS

.....11 vs. Oklahoma State, 1942
.....15 vs. N. Carolina, 1957 (FF)

MOST FG ATTEMPTS

.....86 vs. Oklahoma City, 1957
.....83 vs. W. Kentucky, 1971 (FF)

FEWEST FG ATTEMPTS

.....28 vs. Ohio, 1985
.....40 vs. Mississippi, 1981

HIGHEST FG PERCENTAGE

.....67.8% vs. Arizona State, 2003
.....63.6% vs. Oklahoma, 1988 (FF)
.....63.1% vs. Evansville, 1999

LOWEST FG PERCENTAGE

.....29.1% vs. Oklahoma City, 1957
.....31.9% vs. N. Carolina, 1957 (FF)

HIGHEST FG%/HALF

.....75.9% (2nd) vs. Arizona State, 2003
.....75.0% (1st) vs. Ohio, 1985

LOWEST FG%/HALF

.....28.6% (2nd) vs. UCLA, 1974 (FF)
.....29.4% (1st) vs. Purdue, 2012
.....30.2% (2nd) vs. Jackson St., 1997
.....30.8% (1st) vs. Alcorn St., 1984

MOST POINTS/HALF

.....61 (2nd) vs. Arizona State, 2003
.....60 (1st) vs. Prairie View, 1998
.....58 (2nd) vs. Arkansas, 1991

FEWEST POINTS/HALF

.....16 (1st) vs. Oklahoma St., 1946
.....18 (1st) vs. Ohio, 1985

MOST FREE THROWS

.....31 vs. Oklahoma City, 1957
.....28 vs. Texas, 1960

FEWEST FREE THROWS

.....1 vs. Wake Forest, 1984
.....4 vs. Duke, 1991 (FF)
.....4 vs. Auburn, 1985

MOST FT ATTEMPTS

.....42 vs. Oklahoma City, 1957
.....37 vs. Texas, 1960

FEWEST FT ATTEMPTS

.....2 vs. Wake Forest, 1984
.....7, Four Times

HIGHEST FT PERCENTAGE

.....100% vs. North Carolina, 1993 (FF)
.....95.0% vs. Creighton, 2022
.....93.3% vs. Michigan State, 2017
.....88.2% vs. Penn., 2018

LOWEST FT PERCENTAGE

.....44.4% vs. Texas Southern, 2022
.....45.5% vs. UCLA, 2007
.....47.1% vs. UCLA, 1978
.....48.0% vs. Portland State, 2008
.....50.0%, Six Times

MOST 3-POINT FIELD GOALS

.....15 vs. Purdue, 2017
.....13 vs. Villanova, 2022
.....13 vs. Niagara, 2007
.....12 vs. Portland State, 2008
.....12 vs. Kentucky, 1999

FEWEST 3-POINT FIELD GOALS

.....0 vs. Eastern Kentucky, 2014
.....0 vs. Western Kentucky, 2013
.....0 vs. Howard, 1992
.....1, Five Times, most recent 2012

MOST 3-POINT ATTEMPTS

.....36 vs. Duke, 2018
.....31 vs. Kentucky, 1999
.....28 vs. Purdue, 2017
.....28 vs. Rhode Island, 1998

FEWEST 3-POINT ATTEMPTS

.....1 vs. Missouri State, 1987
.....3 vs. Houston, 1987

HIGHEST 3-POINT FG PERCENTAGE

.....100% vs. Missouri State, 1987
.....72.7% vs. California, 1993

LOWEST 3-POINT FG PERCENTAGE

.....0.0% vs. Western Kentucky, 2013
.....0.0% vs. Howard, 1992
.....7.1% vs. North Carolina State, 2012
.....9.1% vs. Bucknell, 2005

MOST REBOUNDS

.....64 vs. Prairie View A&M, 1998
.....63 vs. Oregon, 2002
.....61 vs. Jackson State, 1997

FEWEST REBOUNDS

.....21 vs. Ohio, 1985
.....24, Three Times

REBOUND MARGIN

.....+35 vs. Prairie View A&M, 1998
.....+34 vs. Jackson State, 1997
.....+33 vs. Syracuse, 2001

MOST ASSISTS

.....33 vs. UT-Chattanooga, 1994
.....32 vs. S.C. State, 1996
.....32 vs. Howard, 1992

FEWEST ASSISTS

.....7 vs. Providence, 2022
.....7 vs. Stanford, 2014
.....8 vs. Wichita State, 2015
.....8 vs. Ohio, 1985

MOST BLOCKED SHOTS

.....13 vs. Jackson State, 1997
.....12 vs. Dayton, 2009

FEWEST BLOCKED SHOTS

.....0 vs. New Orleans, 1991
.....0 vs. Wake Forest, 1984
.....0 vs. UCLA, 1974 (FF)

MOST STEALS

.....17 vs. UCLA, 2007
.....14 vs. Niagara, 2007
.....14 vs. BYU, 1993

FEWEST STEALS

.....0 vs. Syracuse, 2001

MOST FOULS

.....39 vs. Notre Dame, 1975
.....30 vs. UCLA, 1978

FEWEST FOULS

.....8 vs. Villanova, 2022
.....9 vs. USC, 1940 (FF)
.....9 vs. Oklahoma State, 1940
.....9 vs. Rice, 1940

MOST DQS

.....6 vs. Notre Dame, 1975
.....3, Three Times

OPPONENT SINGLE-GAME

MOST POINTS

.....97 by Maryland, 2002 (FF)
.....95 by Villanova, 2018 (FF)
.....92 by Kentucky, 1999 (OT)
.....90 by Oral Roberts, 1974

MOST REBOUNDS

.....55 by N. Carolina, 2022
.....52 by UCLA, 1978
.....52 by W. Kentucky, 1971

MOST FOULS

.....35 by St. John's, 1952

MOST FIELD GOALS

.....36 by Villanova, 2018 (FF)

MOST FG ATTEMPTS

.....86 by Oklahoma City, 1957

MOST FREE THROWS

.....35 by Notre Dame, 1975

MOST FT ATTEMPTS

.....50 by Notre Dame, 1975

HIGHEST FG PERCENTAGE

.....56.1% (23-41) by Duke, 1991 (FF)
.....55.4% (36-65) by Villanova, 2018 (FF)

HIGHEST FT PERCENTAGE

.....94.7% (18-19) by Villanova, 2016

MOST REBOUNDS

.....55 by N. Carolina, 2022
.....52 by UCLA, 1978
.....52 by W. Kentucky, 1971

MOST FOULS

.....35 by St. John's, 1952

TEAM TOURNAMENT

MOST POINTS

.....491, 2003 (6 games)
.....457, 2022 (6 games)
.....455, 1991 (6 games)
.....450, 2008 (6 games)
.....443, 1988 (6 games)

MOST FIELD GOALS

.....195, 2003 (6 games)
.....172, 2008 (6 games)
.....172, 1988 (6 games)
.....170, 2022 (6 games)
.....155, 2002 (5 games)

MOST FREE THROWS

.....91, 1953 (4 games)
.....86, 1957 (4 games)

FF = Final Four; OT = Overtime

INDIVIDUAL NCAA TOURNAMENT RECORDS

INDIVIDUAL CAREER

POINTS SCORED

.....328, Danny Manning (1985-86-87-88, 16 games)

FIELD GOALS MADE

.....140, Danny Manning (1985-86-87-88, 16 games)

FREE THROWS MADE

.....60, Keith Langford (2002-03-04-05, 16 games)
.....46, Devonte' Graham (20015-16-17-18, 15 games)
.....46, Danny Manning (1985-86-87-88, 16 games)

REBOUNDS

.....181, Nick Collison (2000-01-02-03, 16 games)
.....117, Danny Manning (1985-86-87-88, 16 games)

ASSISTS

.....104, Aaron Miles (2002-03-04-05, 16 games)
.....93, Jacque Vaughn (1994-95-96-97, 13 games)

INDIVIDUAL TOURNAMENT

POINTS SCORED

.....163, Danny Manning (1988, 6 games)
.....141, Clyde Lovellette (1952, 4 games)

FIELD GOALS

.....69, Danny Manning (1988, 6 games)
.....53, Clyde Lovellette (1952, 4 games)

FREE THROWS

.....41, Wilt Chamberlain (1957, 4 games)
.....35, Clyde Lovellette (1952, 4 games)

REBOUNDS

.....81, Nick Collison (2003, 6 games)
.....75, Thomas Robinson (2012, 6 games)
.....62, Wilt Chamberlain (1957, 4 games)

INDIVIDUAL SINGLE-GAME

POINTS SCORED

.....44, Clyde Lovellette (1952 vs. Saint Louis)
.....42, Danny Manning (1987 vs. SMS)

FIELD GOALS

.....16, Danny Manning (1988 vs. Vanderbilt)
.....16, Danny Manning (1987 vs. SMS)
.....16, Clyde Lovellette (1952 vs. Saint Louis)

FIELD GOALS ATTEMPTED

.....33, Clyde Lovellette (1952 vs. TCU)
.....29, Danny Manning (1988 vs. Vanderbilt)

FREE THROWS

.....18, Wayne Simien (2004 vs. UAB)
.....14, Wilt Chamberlain (1957 vs. Oklahoma City)

FREE THROW ATTEMPTS

.....22, Wilt Chamberlain (1957 vs. Oklahoma City)
.....20, Wayne Simien (2004 vs. UAB)

REBOUNDS

.....22, Wilt Chamberlain (1957 vs. SMU)
.....21, Nick Collison (2003 vs. Syracuse)

ASSISTS

.....12, Ryan Robertson (1998 vs. Prairie View A&M)
.....12, Jacque Vaughn (1996 vs. S.C. State)

BLOCKED SHOTS

.....10, Jeff Withey (2012 vs. North Carolina State)
.....10, Cole Aldrich (2009 vs. Dayton)

OPPONENT SINGLE-GAME

POINTS SCORED

.....44, Glenn Robinson (1994, Purdue)

FIELD GOALS

.....19, Oscar Robertson (1960, Cincinnati)

FIELD GOAL ATTEMPTS

.....34, Hub Reed (1957, Oklahoma City)

FREE THROWS

.....16, Reggie Williams (1987, Georgetown)

FREE THROW ATTEMPTS

.....21, Adrian Dantley (1975, Notre Dame)

REBOUNDS

.....19, Jim McDaniel (1971, W. Kentucky)

ASSISTS

.....11, Steve Blake (2002, Maryland)
.....11, Abe Badmus (2005, Bucknell)

KU vs. AP Ranked Opponents

RECORDS

ROCK CHALK JAYHAWK

KU Rank	Date	Opp Rank	Opponent	Site	Outcome
NR	12/27/1949	20	Kansas State%	Kansas City.....L	48-58
NR	1/6/1950	17	Oklahoma State	Lawrence.....W	56-50
NR	1/14/1950	16	Missouri	Columbia.....L	48-44
NR	2/14/1950	14	Kansas State	Manhattan.....L	50-55
19	3/7/1950	14	Kansas State	Lawrence.....W	79-68
17	1/15/1951	9	Kansas State	Lawrence.....L	43-47
NR	1/27/1951	18	Oklahoma	Norman.....W	58-52
17	2/5/1951	2	Oklahoma State	Lawrence.....L	41-46
NR	2/24/1951	5	Kansas State	Manhattan.....L	51-65
NR	3/10/1951	2	Oklahoma State	Stillwater.....W	37-27
4	12/28/1951	8	Kansas State%	Kansas City (ot).....W	90-88
2	1/26/1952	7	Kansas State	Manhattan.....L	64-81
8	3/7/1952	3	Kansas State	Lawrence.....W	78-61
8	3/22/1952	5	Saint Louis*	Kansas City.....W	74-55
8	3/26/1952	10	St. John's*	Seattle.....W	80-63
NR	12/30/1952	1	Kansas State%	Kansas City.....L	87-93
NR	1/8/1953	5	Oklahoma State	Lawrence.....W	65-63
15	1/17/1953	1	Kansas State	Lawrence.....W	80-66
10	2/17/1953	8	Kansas State	Manhattan.....W	80-78
10	2/23/1953	7	Oklahoma State	Stillwater.....L	58-79
5	3/13/1953	10	Oklahoma City*	Manhattan.....W	73-65
5	3/14/1953	6	Oklahoma State*	Manhattan.....W	61-55
5	3/17/1953	2	Washington*	Kansas City.....W	79-53
5	3/18/1953	1	Indiana*	Kansas City.....L	68-69
5	12/12/1953	10	LSU	Baton Rouge.....L	63-68
11	1/12/1954	4	Oklahoma State	Stillwater.....L	50-54
17	2/26/1954	5	Oklahoma State	Lawrence.....W	65-55
NR	1/4/1955	9	Missouri	Lawrence.....L	65-76
NR	1/16/1956	15	Iowa State	Lawrence.....W	68-63
2	3/15/1957	4	SMU*	Dallas.....W	73-65
2	3/16/1957	9	Oklahoma City*	Dallas.....W	81-61
2	3/23/1957	1	North Carolina*	Kansas City (3ot).....L	53-54
2	12/28/1957	20	Iowa State%	Kansas City.....W	55-48
2	12/30/1957	3	Kansas State%	Kansas City.....W	79-65
2	1/2/1958	14	Oklahoma State	Lawrence.....L	50-52
2	2/3/1958	3	Kansas State	Lawrence (2ot).....L	75-79
10	3/10/1958	1	Kansas State	Manhattan.....W	61-44
NR	12/19/1958	14	St. Joseph's	Manhattan (ot).....L	65-67
NR	12/20/1958	4	N.C. State	Lawrence.....L	63-66
NR	2/11/1959	3	Kansas State	Manhattan.....L	72-82
NR	2/27/1959	2	Kansas State	Lawrence.....L	77-87
NR	12/22/1959	7	Saint Louis	St. Louis.....L	59-66
NR	3/12/1960	1	Cincinnati	Cincinnati.....L	71-82
16	12/17/1960	5	UNC	Lawrence.....L	70-78
NR	12/29/1960	12	Kansas State%	Kansas City (ot).....L	66-69
NR	1/20/1961	10	Kansas State	Lawrence.....W	75-66
NR	2/22/1961	8	Kansas State	Manhattan.....L	63-81
NR	1/10/1962	5	Kansas State	Manhattan.....L	45-70
NR	2/7/1962	4	Kansas State	Lawrence.....L	72-91
NR	12/15/1962	1	Cincinnati	Lawrence.....L	49-64
NR	2/9/1963	7	Colorado	Boulder.....L	52-62
NR	12/7/1963	3	Cincinnati	Cincinnati.....W	51-47
NR	12/21/1964	7	St. John's	New York.....W	71-56
4	12/17/1965	8	UCLA	Los Angeles.....L	71-78
6	2/26/1966	8	Nebraska	Lawrence.....W	110-73
4	3/12/1966	3	Texas-El Paso*	Lubbock (2ot).....L	80-81
3	3/17/1967	7	Houston*	Lawrence.....L	53-66
3	3/18/1967	2	Louisville*	Lawrence.....W	70-68
4	12/6/1967	3	Louisville	Lawrence.....L	51-57
15	2/1/1969	17	Colorado	Lawrence.....W	80-70
19	3/16/1969	16	Boston College%	New York.....L	62-78
NR	12/6/1969	2	Kentucky	Lexington.....L	85-115
NR	12/15/1969	10	Notre Dame	South Bend.....W	75-63
NR	3/7/1970	16	Kansas State	Lawrence.....W	82-79
14	12/11/1970	18	Long Beach State	Lawrence.....W	69-52

KU Rank	Date	Opp Rank	Opponent	Site	Outcome
4	3/20/1971	18	Drake*	Wichita.....W	73-71
4	3/25/1971	1	UCLA*	Houston.....L	60-68
4	3/27/1971	7	Western Kentucky*	Houston.....L	75-77
14	12/4/1971	10	Kentucky	Lawrence.....L	69-79
NR	12/11/1971	16	Louisville	Lawrence.....L	65-74
NR	12/17/1971	6	BYU	Lawrence.....W	83-67
NR	12/18/1971	10	USC	Lawrence.....L	77-87
NR	2/26/1972	14	Missouri	Lawrence.....W	93-80
NR	12/28/1972	16	Kansas State%	Kansas City.....L	70-91
NR	1/20/1973	8	Missouri	Columbia.....L	72-75
NR	1/23/1973	18	Kansas State	Lawrence.....L	68-77
NR	2/13/1973	15	Kansas State	Manhattan.....L	66-67
13	12/3/1973	10	Kentucky	Lawrence.....W	71-63
NR	12/5/1973	3	Indiana	Bloomington.....L	59-72
NR	12/22/1973	17	Vanderbilt	Nashville.....L	72-83
NR	1/22/1974	1	Notre Dame	Lawrence.....L	74-76
14	3/14/1974	19	Creighton*	Tulsa.....W	55-54
6	3/23/1974	3	Marquette*	Greensboro.....L	51-64
6	3/25/1974	2	UCLA*	Greensboro.....L	61-78
7	12/4/1974	3	Indiana	Lawrence (ot).....L	70-74
7	12/9/1974	13	Notre Dame	South Bend.....L	59-75
18	12/23/1974	20	Kentucky	Louisville.....L	63-100
NR	3/15/1975	9	Notre Dame*	Tulsa.....L	71-77
NR	12/8/1975	9	Notre Dame	Lawrence.....L	64-72
NR	12/13/1975	14	Kentucky	Lawrence.....L	48-54
NR	1/17/1976	20	Missouri	Columbia.....L	66-69
NR	2/18/1976	14	Missouri	Lawrence.....L	60-61
NR	12/11/1976	4	Kentucky	Lexington.....L	63-90
NR	12/18/1976	19	Arkansas	Lawrence.....L	63-67
19	12/10/1977	1	Kentucky	Lawrence.....L	66-73
20	12/22/1977	4	Arkansas	Little Rock.....L	72-78
5	3/11/1978	2	UCLA*	Eugene.....L	76-83
5	12/9/1978	10	Kentucky	Lexington (ot).....L	66-67
NR	2/4/1979	4	Michigan State	East Lansing.....L	61-85
NR	12/12/1979	5	Kentucky	Lawrence.....L	56-57
NR	1/9/1980	12	Missouri	Lawrence.....W	69-66
NR	2/9/1980	15	Missouri	Columbia.....L	65-88
NR	2/16/1980	19	Kansas State	Manhattan.....W	48-46
NR	12/13/1980	2	Kentucky	Lexington, Ky.....L	73-87
NR	1/3/1981	6	North Carolina	Manhattan.....W	56-55
NR	3/15/1981	3	Arizona State*	Wichita.....W	88-71
NR	11/28/1981	1	North Carolina	Charlotte.....L	67-74
NR	12/12/1981	2	Kentucky	Lawrence (ot).....L	74-77
NR	12/29/1981	11	Indiana	New York.....W	71-61
NR	1/23/1982	14	Kansas State	Manhattan.....L	53-70
NR	2/9/1982	4	Missouri	Lawrence.....L	41-42
NR	2/20/1982	18	Kansas State	Lawrence.....L	53-63
NR	3/2/1982	17	Kansas State	Manhattan.....L	62-74
NR	12/29/1982	3	Kentucky	Louisville.....L	62-83
NR	1/22/1983	18	Oklahoma State	Stillwater.....L	74-85
NR	1/26/1983	13	Missouri	Lawrence.....L	63-76
NR	2/17/1983	15	Missouri	Columbia.....L	69-74
NR	2/19/1983	19	Oklahoma	Lawrence.....W	55-53
NR	3/8/1983	19	Oklahoma	Columbia.....W	87-77
17	11/26/1983	3	Houston	Houston.....L	76-91
NR	12/10/1983	2	Kentucky	Lawrence.....L	50-72
NR	1/31/1984	12	Oklahoma	Norman.....L	84-103
NR	2/22/1984	8	Oklahoma	Lawrence.....L	82-92
NR	3/10/1984	6	Oklahoma!	Kansas City.....W	79-78
NR	3/18/1984	19	Wake Forest*	Lincoln.....L	59-69
8	1/19/1985	13	Oklahoma	Norman.....L	76-87
5	2/24/1985	5	Oklahoma	Lawrence.....W	82-76
5	12/7/1985	15	N.C. State	Greensboro.....W	71-56
7	12/14/1985	9	Kentucky	Lawrence.....W	83-76
3	1/21/1986	5	Oklahoma	Lawrence.....W	98-92
3	2/24/1986	10	Oklahoma	Norman.....W	87-80
2	3/8/1986	15	Oklahoma!	Kansas City.....W	72-70
2	3/21/1986	18	Michigan State*	Kansas City (ot).....W	96-86
2	3/29/1986	1	Duke*	Dallas.....L	67-71
13	12/28/1986	14	Pittsburgh	Honolulu.....L	76-79

KU Rank	Date	Opp Rank	Opponent	Site	Outcome
19	1/8/1987	8	Temple	Lawrence.....W	67-64
20	1/15/1987	16	Oklahoma	Norman.....L	74-76
NR	1/25/1987	17	N.C. State	Kansas City.....W	75-60
17	2/14/1987	8	Oklahoma	Lawrence.....W	86-84
15	2/21/1987	20	St. John's	New York.....W	62-60
NR	3/7/1987	17	Oklahoma!	Kansas City.....L	82-77
NR	3/8/1987	19	Missouri!	Kansas City.....L	65-67
20	3/20/1987	4	Georgetown*	Louisville.....L	57-70
7	11/28/1987	11	Iowa	Maui.....L	81-100
16	1/13/1988	14	Iowa State	Ames.....L	78-88
NR	2/3/1988	7	Oklahoma	Lawrence.....L	65-73
NR	2/20/1988	6	Duke	Lawrence.....L	70-74
NR	2/24/1988	4	Oklahoma	Norman.....L	87-95
NR	2/27/1988	15	Missouri	Columbia.....W	82-77
NR	3/18/1988	18	Xavier	Lincoln.....W	85-72
NR	3/21/1988	20	Kansas State*	Pontiac.....W	71-58
NR	4/2/1988	5	Duke*	Kansas City.....W	66-59
NR	4/4/1988	4	Oklahoma*	Kansas City.....W	83-79
NR	12/10/1988	17	Temple	Atlantic City.....W	95-78
16	1/18/1989	5	Oklahoma	Norman.....L	95-123
18	2/1/1989	5	Missouri	Lawrence.....L	66-91
NR	2/11/1989	3	Missouri	Columbia.....L	80-93
NR	2/15/1989	1	Oklahoma	Lawrence (ot).....L	89-94
NR	2/18/1989	11	Duke	Durham.....L	77-102
NR	11/11/1989	2	LSU	Baton Rouge.....W	89-83
NR	11/22/1989	1	UNLV	New York.....W	91-77
NR	11/24/1989	25	St. John's	New York.....W	66-57
1	1/20/1990	4	Missouri	Columbia.....L	87-95
2	2/3/1990	9	Oklahoma	Lawrence.....W	85-74
1	2/13/1990	2	Missouri	Lawrence.....L	71-77
1	2/27/1990	5	Oklahoma	Norman.....L	78-100
2	3/10/1990	1	Oklahoma!	Kansas City.....L	77-95
NR	12/8/1990	11	Kentucky	Lexington.....L	71-88
NR	1/8/1991	15	Oklahoma	Norman.....L	82-88
18	2/6/1991	15	Nebraska	Lawrence.....W	85-77
10	3/3/1991	15	Nebraska	Lincoln.....L	75-85
12	3/9/1991	13	Nebraska!	Kansas City.....L	83-87
12	3/21/1991	3	Indiana	Charlotte.....W	83-66
12	3/23/1991	2	Arkansas*	Charlotte.....W	93-81
12	3/30/1991	4	North Carolina*	Indianapolis.....W	79-73
12	4/1/1991	6	Duke*	Indianapolis.....L	66-72
6	1/13/1992	13	Missouri	Columbia (ot).....W	92-80
5	2/1/1992	18	Oklahoma	Norman.....W	96-95
3	2/8/1992	2	Oklahoma State	Stillwater.....L	56-64
3	3/2/1992	14	Oklahoma State	Lawrence.....W	77-64
3	3/8/1992	11	Missouri	Lawrence.....W	97-89
3	3/14/1992	24	Oklahoma!	Kansas City.....W	85-67
3	3/15/1992	11	Oklahoma State!	Kansas City.....W	66-57
3	12/05/1992	2	Indiana	Indianapolis.....W	74-69
2	12/30/1992	6	Michigan	Honolulu.....L	74-86
4	1/11/1993	10	Oklahoma	Norman.....W	96-85
6	2/17/1993	19	Oklahoma	Lawrence.....L	77-80
8	3/7/1993	19	Oklahoma State	Stillwater.....W	74-73
9	3/27/1993	1	Indiana*	Auburn Hills.....W	83-77
9	4/3/1993	4	North Carolina*	Denver.....L	68-78
9	11/19/1993	6	California	Lawrence.....W	73-56
6	11/24/1993	10	Minnesota	New York.....W	75-51
6	11/26/1993	18	Massachusetts	New York.....W	86-75
3	12/1/1993	7	Temple	Lawrence.....L	59-73
6	12/22/1993	22	Indiana	Lawrence (ot).....W	86-83
3	1/31/1994	20	Missouri	Columbia.....L	67-79
4	2/20/1994	12	Missouri	Lawrence.....L	74-81
11	3/24/1994	3	Purdue*	Chicago.....L	78-83
7	12/3/1994	1	Massachusetts	Anaheim.....W	81-75
4	12/7/1994	6	Florida	Lawrence.....W	69-63
3	1/9/1995	17	Missouri	Columbia.....W	102-89
3	1/14/1995	23	Iowa State	Ames.....L	55-69
7	1/28/1995	2	Connecticut	Kansas City.....W	88-59
3	2/4/1995	11	Iowa State	Lawrence.....W	91-71
2	2/6/1995	24	Oklahoma State	Stillwater.....L	69-76
1	2/20/1995	25	Oklahoma	Norman.....L	73-76

KU vs. AP Ranked Opponents

KU Rank	Date	Opp Rank	Opponent	Site	Outcome
2	12/1/1995	23	UCLA	Lawrence	W 85-70
3	2/7/1996	21	Iowa State	Lawrence	W 89-70
5	2/17/1996	22	Iowa State	Ames	W 61-50
5	3/10/1996	23	Iowa State	Kansas City	L 55-56
4	3/22/1996	11	Arizona	Denver	W 83-80
4	3/24/1996	15	Syracuse	Denver	L 57-60
1	12/4/1996	4	Cincinnati	Chicago	W 72-65
1	12/7/1996	17	UCLA	Los Angeles	W 96-83
1	1/6/1997	22	Texas	Lawrence	W 86-61
1	1/13/1997	4	Iowa State	Lawrence	W 80-67
1	1/26/1997	18	Colorado	Boulder	W 77-68
1	1/29/1997	22	Texas Tech	Lubbock	W 86-77
1	2/9/1997	6	Iowa State	Ames, Iowa	W 69-62
1	2/15/1997	15	Colorado	Lawrence	W 114-74
1	3/8/1997	16	Iowa State	Kansas City	W 72-48
1	3/21/1997	15	Arizona	Birmingham	L 82-85
2	12/2/1997	4	Arizona	Chicago	W 90-87
2	12/7/1997	23	Maryland	Washington, D.C.	L 83-86
2	12/20/1997	24	TCU	Kansas City	W 94-78
4	3/1/1998	25	Oklahoma State	Stillwater	W 71-67
7	12/1/1998	8	Kentucky	Chicago	L 45-63
22	3/14/1999	8	Kentucky	New Orleans (OT)	L 88-92
5	12/7/1999	4	Mich. State	Chicago	L 54-66
8	12/16/1999	12	Ohio State	Lawrence	W 80-67
8	12/18/1999	20	Illinois	Chicago	L 70-84
15	2/7/2000	13	Oklahoma State	Stillwater	L 53-86
24	2/16/2000	14	Iowa State	Lawrence	L 62-64
24	2/20/2000	20	Oklahoma	Lawrence	W 53-50
23	2/28/2000	14	Texas	Austin	L 54-68
24	3/10/2000	17	Oklahoma State	Kansas City	L 58-77
NR	3/19/2000	1	Duke	Winston-Salem	L 64-69
7	11/9/2000	17	UCLA	New York	W 99-98
3	12/7/2000	11	Wake Forest	Winston-Salem	L 53-84
5	1/13/2001	22	Oklahoma	Norman	W 69-61
5	2/5/2001	15	Iowa State	Lawrence	L 77-79
6	2/17/2001	7	Iowa State	Ames	L 71-79
9	3/10/2001	16	Oklahoma	Kansas City	L 57-62
12	3/18/2001	17	Syracuse	Dayton, Ohio	W 87-58
12	3/23/2001	4	Illinois	San Antonio	L 64-80
8	12/1/2001	4	Arizona	Tucson	W 105-97
4	12/4/2001	23	Wake Forest	Lawrence	W 83-76
1	1/12/2002	11	UCLA	Los Angeles	L 77-87
4	1/15/2002	6	Oklahoma State	Stillwater	W 79-61
4	1/19/2002	5	Oklahoma	Lawrence	W 74-67
2	1/28/2002	18	Missouri	Lawrence	W 105-73
2	2/09/2002	24	Texas Tech	Lawrence	W 108-81
1	3/10/2002	4	Oklahoma	Kansas City	L 55-64
2	3/16/2002	24	Stanford	St. Louis	W 86-63
2	3/16/2002	13	Illinois	Madison	W 73-69
2	3/24/2002	11	Oregon	Madison	W 104-86
2	3/30/2002	4	Maryland	Atlanta	L 88-97
2	11/29/2002	7	Florida	New York	L 73-83
4	12/17/2002	7	Oregon	Portland	L 78-84
20	12/11/2002	17	Tulsa	Tulsa	W 89-80
6	1/25/2003	1	Arizona	Lawrence	L 74-91
12	1/27/2003	3	Texas	Lawrence	W 90-87
12	2/3/2003	21	Missouri	Lawrence	W 76-70
6	2/23/2003	5	Oklahoma	Norman	L 70-77
7	3/1/2003	16	Oklahoma State	Lawrence	W 79-61
6	3/27/2003	7	Duke	Anaheim	W 69-65
6	3/29/2003	2	Arizona	Anaheim	W 78-75
6	4/5/2003	9	Marquette	New Orleans	W 94-61
6	4/7/2003	13	Syracuse	New Orleans	L 78-81
6	11/25/2003	3	Michigan State	Lawrence	W 81-74
1	12/6/2003	21	Stanford	Anaheim	L 58-64
20	2/7/2004	19	Texas Tech	Lawrence	W 96-77
12	2/9/2004	10	Oklahoma State	Stillwater	L 60-80
20	2/23/2004	10	Texas	Austin	L 67-82
18	3/13/2004	11	Texas	Dallas	L 60-64
16	3/28/2004	14	Georgia Tech	St. Louis (OT)	L 71-79
2	1/1/2005	9	Georgia Tech	Lawrence (OT)	W 70-68
2	1/9/2005	8	Kentucky	Lexington	W 65-59
6	1/29/2005	16	Texas	Lawrence	W 90-65
8	2/21/2005	22	Oklahoma	Norman	L 71-63
8	2/27/2005	4	Oklahoma State	Lawrence	W 81-79
12	3/12/2005	6	Oklahoma State	Kansas City	L 78-75
NR	11/21/2005	9	Arizona	Maui	L 49-61
NR	12/01/2005	20	Nevada	Lawrence	L 70-72
NR	1/7/2006	19	Kentucky	Lawrence	W 73-46
NR	2/5/2006	18	Oklahoma	Lawrence	W 59-58
16	2/25/2006	7	Texas	Austin	L 55-80
17	03/12/2006	8	Texas	Dallas	W 80-68
10	11/25/2006	1	Florida	Las Vegas (OT)	W 82-80
6	1/10/2007	9	Oklahoma State	Lawrence	W 87-57
6	2/3/2007	8	Texas A&M	Lawrence	L 66-69
3	3/3/2007	15	Texas	Lawrence	W 90-86
2	3/11/2007	14	Texas!	Oklahoma City	W 88-84
2	03/22/2007	15	Southern Illinois	San Jose	W 61-58
2	03/24/2007	7	UCLA	San Jose	L 55-68
4	12/2/2007	22	USC	Los Angeles	W 59-55
2	1/30/2008	22	Kansas State	Manhattan	L 75-84
3	2/11/2008	11	Texas	Austin	L 69-72
4	3/16/2008	7	Texas!	Kansas City	W 84-74
4	3/30/2008	23	Davidson	Detroit	W 59-57
4	3/5/2008	1	North Carolina	San Antonio	W 84-66
4	3/7/2008	2	Memphis	San Antonio (ot)	W 75-68
RV	1/3/2009	14	Tennessee	Lawrence	W 92-85
RV	1/10/2009	8	Michigan State	East Lansing	L 62-75
16	2/9/2009	17	Missouri	Columbia	L 60-62
15	2/23/2009	3	Oklahoma	Norman	W 87-78
15	3/1/2009	11	Missouri	Lawrence	W 90-65
14	3/2/2009	8	Michigan State	Indianapolis	L 62-67
1	1/2/2010	18	Temple	Philadelphia	W 84-52
1	1/10/2010	16	Tennessee	Knoxville	L 68-76
3	1/20/2010	25	Baylor	Lawrence	W 81-75
2	1/30/2010	11	Kansas State	Manhattan (OT)	W 81-79
1	2/8/2010	14	Texas	Austin	W 80-68
2	2/15/2010	24	Texas A&M	College Station	W 59-54
2	3/3/2010	5	Kansas State	Lawrence	W 82-65
1	3/12/2010	23	Texas A&M!	Kansas City	W 79-66
1	3/13/2010	9	Kansas State!	Kansas City	W 72-64
4	12/7/2010	13	Memphis	New York	W 81-68
2	1/22/2011	10	Texas	Lawrence	L 63-74
2	2/7/2011	19	Missouri	Lawrence	W 103-86
2	3/2/2011	24	Texas A&M	Lawrence	W 64-51
2	3/5/2011	22	Missouri	Columbia	W 70-66
2	3/12/2011	10	Texas!	Kansas City	W 85-73
12	11/5/2011	2	Kentucky	New York	L 65-75
14	11/23/2011	6	Duke	Maui	L 61-68
13	12/10/2011	2	Ohio State	Lawrence	W 78-67
14	1/4/2012	23	Kansas State	Lawrence	W 67-49
7	1/16/2012	3	Baylor	Lawrence	W 92-74
8	2/4/2012	4	Missouri	Columbia	L 71-74
7	2/8/2012	6	Baylor	Waco	W 68-54
4	2/25/2012	3	Missouri	Lawrence (OT)	W 87-86
3	3/9/2012	12	Baylor!	Kansas City	L 72-81
6	3/25/2012	4	North Carolina	St. Louis	W 80-67
6	3/31/2012	7	Ohio State	New Orleans	W 64-62
6	4/2/2012	1	Kentucky	New Orleans	L 59-67
7	11/13/2012	21	Michigan State	Atlanta	L 64-67
9	12/22/2012	7	Ohio State	Columbus	W 74-66
3	1/22/2013	11	Kansas State	Manhattan	W 59-55
14	2/11/2013	10	Kansas State	Lawrence	W 83-62
9	2/20/2013	14	Oklahoma State	Stillwater (2OT)	W 68-67
7	3/16/2013	11	Kansas State!	Kansas City	W 70-54
3	3/29/2013	10	Michigan	Arlington, Texas (OT)	L 85-87
5	11/12/2013	4	Duke	Chicago	W 94-83
13	12/20/2013	19	Florida	Gainesville	L 61-67
16	1/5/2014	21	San Diego State	Lawrence	L 57-61
18	1/11/2014	25	Kansas State	Lawrence	W 86-60
15	1/13/2014	8	Iowa State	Ames	W 77-70
15	1/18/2014	9	Oklahoma State	Lawrence	W 80-78
8	1/20/2014	24	Baylor	Lawrence	W 78-68
6	1/29/2014	16	Iowa State	Lawrence	W 92-81
8	2/22/2014	19	Texas	Lawrence	W 85-54
5	11/18/14	1	Kentucky	Indianapolis	L 40-72
11	11/30/14	20	Michigan State	Orlando	W 61-56
10	12/13/14	13	Utah	Kansas City	W 63-60
12	1/7/15	21	Baylor	Waco	W 56-55
9	1/13/15	24	Oklahoma State	Lawrence	W 67-57
9	1/17/15	11	Iowa State	Ames	L 81-86
11	1/19/15	19	Oklahoma	Lawrence	W 85-78
11	1/24/15	17	Texas	Austin	W 75-62
8	2/2/15	11	Iowa State	Lawrence	W 89-76
9	2/14/15	16	Baylor	Lawrence	W 74-64
8	2/16/15	23	West Virginia	Morgantown	L 61-62
9	3/3/15	20	West Virginia	Lawrence (OT)	W 76-69
9	3/7/15	15	Oklahoma	Norman	L 73-75
9	3/13/15	16	Baylor	Kansas City	W 62-52
9	3/14/15	13	Iowa State	Kansas City	L 66-70
10	3/22/15	14	Wichita State	Omaha	L 65-78
4	11/17/15	13	Michigan State	Chicago	L 79-73
5	11/25/15	19	Vanderbilt	Maui	W 70-63
2	1/2/16	23	Baylor	Lawrence	W 102-74
1	1/4/16	2	Oklahoma	Lawrence (3OT)	W 109-106
1	1/12/16	11	West Virginia	Morgantown	L 74-63
4	1/25/16	14	Iowa State	Ames	L 85-72
4	1/30/16	20	Kentucky	Lawrence (OT)	W 90-84
6	2/9/16	10	West Virginia	Lawrence	W 75-65
6	2/13/16	3	Oklahoma	Norman	W 76-72
2	2/23/16	19	Baylor	Waco	W 66-60
1	2/29/16	23	Texas	Austin	W 86-56
1	3/5/16	21	Iowa State	Lawrence	W 85-78
1	3/11/16	22	Baylor	Kansas City	W 70-66
1	3/12/16	9	West Virginia	Kansas City	W 81-71
1	3/24/16	18	Maryland	Louisville	W 79-63
1	3/26/16	6	Villanova	Louisville	L 59-64
3	11/11/16	11	Indiana	Honolulu (OT)	L 99-103
7	11/15/16	1	Duke	New York	W 77-75
2	1/24/17	18	West Virginia	Morgantown	L 69-85
2	1/28/17	4	Kentucky	Lexington	W 79-73
3	2/17/17	2	Baylor	Lawrence	W 73-68
3	2/13/17	9	West Virginia	Lawrence (OT)	W 84-80
3	2/18/17	4	Baylor	Waco	W 67-65
3	3/23/17	15	Purdue	Kansas City	W 98-66
3	3/25/17	9	Oregon	Kansas City	L 60-74
4	11/14/2017	7	Kentucky	Chicago	W 65-61
2	12/10/2017	16	Arizona State	Lawrence	L 85-95
10	1/2/2018	18	Texas Tech	Lawrence	L 73-85
10	1/6/2018	16	TCU	Fort Worth	W 88-84
5	1/23/2018	12	Oklahoma	Norman	L 80-85
13	2/17/2018	20	West Virginia	Lawrence	W 77-69
8	2/24/2018	6	Texas Tech	Lubbock	W 74-72
4	3/31/2018	2	Villanova	San Antonio	L 79-95
1	11/6/2018	10	Michigan State	Indianapolis	W 92-87
2	11/23/2018	5	Tennessee	Brooklyn (OT)	W 87-82
1	12/15/2018	17	Villanova	Lawrence	W 74-71
1	12/22/2018	18	Arizona State	Tempe	L 76-80
5	1/2/2019	23	Oklahoma	Lawrence	W 70-63
7	1/9/2019	25	TCU	Lawrence	W 77-68
9	1/21/2019	24	Iowa State	Lawrence	W 80-76
9	1/26/2019	8	Kentucky	Lexington	L 63-71
11	2/2/2019	16	Texas Tech	Lawrence	W 79-63
12	2/23/2019	14	Texas Tech	Lubbock	L 62-91
15	2/25/2019	16	Kansas State	Lawrence	W 64-49
17	3/23/2019	14	Auburn	Salt Lake City	L 75-89
3	11/5/2019	4	Duke	New York	L 66-68
2	12/7/2019	20	Colorado	Lawrence	W 72-58
1	12/21/2019	18	Villanova	Philadelphia	L 55-56
3	1/4/2020	16	West Virginia	Lawrence	W 60-53
3	1/11/2020	4	Baylor	Lawrence	L 55-67
3	2/12/2020	15	West Virginia	Morgantown	W 58-49
3	2/22/2020	1	Baylor	Waco	W 64-61
6	11/26/2020	1			

KU vs. AP Ranked Opponents

KU Rank	Date	Opp Rank	Opponent	Site	Outcome
10	2/5/2022	8	Baylor	Lawrence	W 83-59
8	2/7/2022	20	Texas	Austin	L 76-79
5	2/26/2022	10	Baylor	Waco	L 70-80
6	3/5/2022	21	Texas	Lawrence	W(OT) 70-63
6	3/12/2022	14	Texas Tech	Kansas City, Mo	W 74-65
3	3/25/2022	13	Providence	Chicago	W 66-61
3	4/2/2022	6	Villanova	New Orleans	W 81-65
7	11/16/2022	8	Duke	Indianapolis	W 69-64
22	11/25/2022	21	Tennessee	Bahamas	L 50-64
14	12/17/2022	16	Indiana	Lawrence	W 84-62
14	1/14/2023	14	Iowa State	Lawrence	W 62-60
13	1/17/2023	15	Kansas State	Manhattan	L OT 82-83
14	1/21/2023	13	TCU	Lawrence	L 60-83
17	1/23/2023	17	Baylor	Waco	L 69-75
7	1/31/2023	6	Kansas State	Lawrence	W 90-78
13	2/4/2023	13	Iowa State	Ames	L 53-68
5	2/6/2023	6	Texas	Lawrence	W 88-80
9	2/18/2023	9	Baylor	Lawrence	W 87-71
24	2/20/2023	NR	TCU	Fort Worth	W 63-58
9	3/4/2023	7	Texas	Austin	L 59-75
7	3/11/2023	7	Texas	Kansas City, MO	L 56-76

KANSAS VS. NO. 1 (9-17, 4-3 UNDER BILL SELF)

KU Rank	Date	Opp. Rank	Opponent	Site	Result
NR	12/30/1952	1	Kansas State%	Kansas City	L 87-93
15	1/17/1953	1	Kansas State	Lawrence	W 80-66
5	3/18/1953	1	Indiana*	Kansas City	L 68-69
2	3/23/1957	1	North Carolina*	Kansas City (Sot)	L 53-54
10	3/10/1958	1	Kansas State	Manhattan	W 61-44
NR	3/12/1960	1	Cincinnati	Manhattan, Kan	L 71-82
NR	12/15/1962	1	Cincinnati	Lawrence	L 49-64
4	3/25/1971	1	UCLA*	Houston	L 60-68
NR	1/22/1974	1	Notre Dame	Lawrence	L 74-76
19	12/10/1977	1	Kentucky	Lawrence	L 66-73
NR	11/28/1981	1	North Carolina	Charlotte	L 67-74
2	3/29/1986	1	Duke*	Dallas	L 67-71
NR	2/15/1989	1	Oklahoma	Lawrence (ot)	L 89-94
NR	1/22/1989	1	UNLV	New York	W 91-77
2	3/10/1990	1	Oklahoma!	Kansas City	L 77-95
9	3/27/1993	1	Indiana*	Auburn Hills	W 83-77
7	12/13/1994	1	Massachusetts	Anaheim	W 81-75
NR	3/19/2000	1	Duke*	Winston-Salem	L 64-69
6	1/25/2003	1	Arizona	Lawrence	L 74-91
10	11/25/2006	1	Florida	Las Vegas (ot)	W 82-80
4	3/5/2008	1	North Carolina*	San Antonio	W 84-66
6	4/2/2012	1	Kentucky*	New Orleans	L 59-67
5	11/18/2014	1	Kentucky	Indianapolis	L 40-72
7	11/15/2016	1	Duke	New York	W 77-75
3	2/22/2020	1	Baylor	Waco	W 64-61
6	11/26/2020	1	Gonzaga	Fort Myers	L 90-102

NO. 1 KU VS. RANKED OPPONENTS (23-12, 13-5 UNDER BILL SELF)

KU Rank	Date	Opp. Rank	Opponent	Site	Result
1	1/20/1990	4	Missouri	Columbia	L 87-95
1	2/13/1990	2	Missouri	Lawrence	L 71-77
1	2/27/1990	5	Oklahoma	Norman	L 78-100
1	2/20/1995	25	Oklahoma	Norman	L 73-76
1	2/25/1995	14	Missouri	Lawrence	W 88-69
1	12/4/1996	4	Cincinnati	Chicago	W 72-65
1	12/7/1996	17	UCLA	Los Angeles	W 96-83
1	1/6/1997	19	Texas	Lawrence	W 86-61
1	1/13/1997	8	Iowa State	Lawrence	W 80-67
1	1/26/1997	18	Colorado	Boulder	W 77-68
1	1/29/1997	20	Texas Tech	Lubbock	W 86-77
1	2/9/1997	6	Iowa State	Ames, Iowa	W 69-62
1	2/15/1997	15	Colorado	Lawrence	W 114-74
1	3/8/1997	16	Iowa State!	Kansas City	W 72-48
1	3/21/1997	15	Arizona*	Birmingham	L 82-85
1	1/12/2002	11	UCLA	Los Angeles	L 77-87
1	3/10/2002	4	Oklahoma!	Kansas City	L 55-64
1	12/6/2003	21	Stanford	Anaheim	L 58-64
1	1/2/2010	18	Temple	Philadelphia	W 84-52
1	1/10/2010	16	Tennessee	Knoxville	L 68-76
1	2/8/2010	14	Texas	Austin	W 80-68
1	2/15/2010	24	Texas A&M	College Station	W 59-54
1	3/12/2010	23	Texas A&M!	Kansas City	W 79-66
1	3/13/2010	9	Kansas State!	Kansas City	W 72-64
1	1/4/2016	2	Oklahoma	Lawrence (SOT)	W 109-106
1	1/12/2016	11	West Virginia	Morgantown, W.Va	L 74-63
1	2/29/2016	23	Texas	Austin, Texas	W 86-56
1	3/5/2016	21	Iowa State	Lawrence	W 85-78
1	3/11/2016	22	Baylor	Kansas City, Mo	W 70-66
1	3/12/2016	9	West Virginia	Kansas City, Mo	W 81-71
1	3/24/2016	18	Maryland*	Louisville, Ky	W 79-63
1	3/26/2016	6	Villanova*	Louisville, Ky	L 59-64
1	11/6/2018	10	Michigan State	Indianapolis	W 92-87
1	12/15/2018	17	Villanova	Lawrence	W 74-71
1	12/22/2018	18	Arizona State	Tempe, Ariz	L 76-80
1	12/21/2019	18	Villanova	Philadelphia	L 55-56

Year-by-Year Stats

OVERALL CONF. FIELD GOALS 3-POINTERS FREE THROWS REBOUNDS

Season	Overall			Conf.			Field Goals			3-Pointers			Free Throws			Rebounds				
	G	W-L	Pct.	W-L	Pct.	FG	FGA	Pct.	Opp. Pct.	3pt-Att.	Pct.	Opp. Pct.	FT-FTA	Pct.	Opp. Pct.	Reb.	Avg.	Opp. Reb.	Opp. Avg.	Rebound Margin
2022-23	36	28-8	.714	13-5	.615	1002	2142	.468	.415	251-724	.347	.310	460-639	.720	.725	1294	35.9	1255	34.9	+1.0
2021-22	40	34-6	.850	14-4	.778	1144	2393	.478	.406	286-792	.361	.298	555-774	.717	.719	1515	37.9	1323	33.1	+4.8
2020-21	30	21-9	.700	12-6	.500	789	1009	.436	.415	227-663	.342	.336	306-534	.716	.721	1124	37.5	1038	34.6	+2.9
2019-20	31	28-3	.903	17-1	.944	851	1758	.484	.377	199-578	.344	.305	411-616	.667	.674	1196	38.6	991	32.0	+6.6
2018-19	36	26-10	.722	12-6	.667	989	2128	.465	.408	260-743	.350	.336	487-691	.705	.686	1377	38.2	1262	35.1	+3.2
2017-18	39	31-8	.795	13-5	.722	1165	2366	.492	.426	391-974	.401	.333	453-640	.708	.713	1388	35.6	1371	35.2	+0.4
2016-17	36	31-5	.861	16-2	.889	1071	2193	.488	.420	318-787	.404	.356	535-789	.678	.715	1392	38.7	1234	34.5	+4.4
2015-16	38	33-5	.868	15-3	.830	1092	2207	.495	.397	304-728	.418	.321	601-843	.713	.724	1443	38.0	1234	32.5	+5.5
2014-15	36	27-9	.750	13-5	.722	869	1976	.440	.396	213-562	.379	.315	610-842	.724	.672	1364	37.9	1227	34.1	+3.8
2013-14	35	25-10	.714	14-4	.778	955	1937	.493	.416	189-556	.340	.355	665-935	.711	.678	1336	38.2	1073	30.7	+7.5
2012-13	37	31-6	.838	14-4	.778	985	2049	.481	.361	216-594	.364	.303	596-809	.737	.687	1450	39.2	1219	32.9	+6.2
2011-12	39	32-7	.820	16-2	.889	1023	2169	.472	.380	222-643	.345	.340	597-863	.692	.720	1470	37.7	1256	32.2	+5.5
2010-11	38	35-3	.921	14-2	.875	1114	2193	.508	.394	271-710	.382	.298	585-862	.679	.730	1475	38.8	1172	30.8	+8.0
2009-10	36	33-3	.917	15-1	.938	1033	2111	.489	.379	262-648	.404	.331	609-871	.699	.686	1457	40.5	1211	33.6	+6.8
2008-09	35	27-8	.771	14-2	.875	945	1979	.478	.383	271-585	.371	.334	567-782	.725	.726	1371	39.2	1119	32.0	+7.2
2007-08	40	37-3	.925	13-3	.813	1176	2314	.508	.379	271-683	.397	.328	598-852	.702	.681	1547	38.7	1233	30.8	+7.9
2006-07	38	33-5	.868	14-2	.875	1106	2241	.494	.376	231-584	.396	.318	535-811	.660	.671	1507	39.7	1254	33.0	+6.7
2005-06	33	25-8	.758	13-3	.813	912	1923	.474	.370	205-539	.380	.344	451-671	.672	.674	1305	39.5	1128	34.2	+5.3
2004-05	30	23-7	.767	12-4	.750	801	1684	.476	.387	198-539	.367	.318	451-649	.695	.675	1129	37.6	1027	34.2	+3.4
2003-04	33	24-9	.727	12-4	.750	895	1923	.465	.391	188-562	.335	.315	525-743	.707	.703	1303	39.5	1167	35.4	+4.1
2002-03	38	30-8	.789	14-2	.875	1182	2393	.494	.402	183-546	.335	.363	594-906	.656	.698	1589	41.8	1288	33.9	+7.9
2001-02	37	33-4	.892	16-0	1.000	1259	2487	.506	.402	224-536	.418	.361	623-867	.719	.686	1638	44.3	1315	35.5	+8.7
2000-01	33	26-7	.788	12-4	.750	1002	1996	.502	.378	183-465	.394	.334	520-789	.659	.680	1407	42.6	1156	35.0	+7.6
1999-2000	34	24-10	.706	11-5	.688	1044	2269	.460	.401	159-463	.343	.347	429-660	.650	.652	1505	44.3	1225	36.0	+8.3
1998-99	33	23-10	.697	11-5	.688	874	1951	.448	.391	165-483	.342	.305	467-708	.660	.653	1350	40.9	1221	37.0	+3.9
1997-98	39	35-4	.897	15-1	.938	1249	2536	.493	.402	229-610	.375	.314	573-842	.681	.654	1682	43.1	1333	34.2	+8.9
1996-97	36	34-2	.944	15-1	.938	1084	2222	.488	.401	192-506	.379	.333	698-1007	.693	.655	1532	42.6	1158	32.2	+10.4
1995-96	34	29-5	.853	12-2	.857	960	2113	.454	.387	220-674	.326	.341	601-916	.656	.680	1445	42.5	1247	36.7	+5.8
1994-95	31	25-6	.806	11-3	.786	915	1925	.475	.378	206-589	.350	.339	537-809	.664	.694	1350	43.5	1184	38.2	+5.3
1993-94	35	27-8	.771	9-5	.643	1026	2181	.470	.383	201-530	.379	.338	564-893	.632	.681	1497	42.8	1279	36.5	+6.3
1992-93	36	29-7	.806	11-3	.786	1109	2154	.515	.436	215-527	.408	.370	604-841	.718	.677	1299	36.1	1214	33.7	+2.4
1991-92	32	27-5	.844	11-3	.786	975	1892	.515	.414	170-437	.389	.305	584-908	.643	.666	1228	38.4	1094	34.2	+4.2
1990-91	35	27-8	.771	10-4	.714	1086	2097	.518	.432	199-504	.395	.343	575-924	.622	.660	1322	37.8	1218	34.8	+3.0
1989-90	35	30-5	.857	11-3	.786	1204	2258	.533	.440	230-531	.433	.396	585-859	.681	.686	1381	39.5	1224	35.0	+4.5
1988-89	31	19-12	.613	6-8	.429	1024	1925	.532	.411	143-344	.416	.411	567-812	.698	.700	1129	36.4	1123	36.2	+0.2
1987-88	38	27-11	.711	9-5	.643	1111	2134	.521	.509	78-233	.335	.352	562-814	.690	.706	1351	35.6	1274	34.1	+1.5
1986-87	36	25-11	.694	9-5	.643	1041	2038	.511	.426	61-169	.361	.341	510-759	.672	.684	1261	37.1	1141	35.2	+1.9
1985-86	39	35-4	.897	13-1	.929	1260	2266	.556	.447	—	—	—	618-862	.717	.693	1378	35.3	1234	31.6	+3.7
1984-85	34	26-8	.765	11-3	.786	1019	1898	.537	.444	—	—	—	525-733	.716	.721	1158	34.1	1155	34.0	+0.1
1983-84	32	22-10	.688	9-5	.643	924	1769	.522	.447	—	—	—	473-654	.723	.717	1091	34.1	1089	34.0	+0.1
1982-83	29	13-16	.448	4-10	.286	815	1658	.492	.463	—	—	—	424-582	.729	.679	1066	36.8	981	38.8	+3.0
1981-82	27	13-14	.481	4-10	.286	694	1483	.468	.471	—	—	—	401-573	.700	.709	912	33.8	939	34.7	-0.9
1980-81	32	24-8	.750	9-5	.643	924	1832	.504	.432	—	—	—	500-717	.697	.685	1206	37.7	1134	35.4	+2.3
1979-80	29	15-14	.517	7-7	.500	842	1738	.484	.480	—	—	—	442-605	.731	.737	870	30.0	858	29.6	+0.4
1978-79	29	18-11	.621	8-6	.571	842	1848	.456	.469	—	—	—	429-629	.682	.688	992	34.2	969	33.4	+0.8
1977-78	29	24-5	.828	13-1	.929	965	2104	.479	.408	—	—	—	435-648	.671	.686	1196	41.2	954	32.9	+8.3
1976-77	28	18-10	.643	8-6	.571	840	1817	.462	.421	—	—	—	352-545	.646	.670	1065	38.0	925	33.0	+5.0
1975-76	26	13-13	.500	6-8	.429	688	1552	.443	.414	—	—	—	270-390	.692	.687	875	33.7	840	32.3	+1.4
1974-75	27	19-8	.704	11-3	.786	843	1853	.455	.413	—	—	—	314-435	.722	.638	1077	39.9	930	34.4	+5.5
1973-74	30	23-7	.767	13-1	.929	953	2051	.465	.413	—	—	—	337-475	.709	.690	1134	37.8	968	32.3	+5.5
1972-73	26	8-18	.308	4-10	.286	738	1753	.421	.433	—	—	—	259-409	.633	.661	1143	43.8	1172	45.1	-1.3
1971-72	26	11-15	.423	7-7	.500	768	1779	.432	.463	—	—	—	393-584	.673	.695	923	35.5	1007	38.7	-3.2
1970-71	30	27-3	.900	14-0	1.000	910	2122	.429	.389	—	—	—	508-824	.617	.708	1340	44.7	1087	36.2	+8.5
1969-70	26	17-9	.654	8-6	.571	763	1679	.454	.437	—	—	—	478-727	.657	.680	1186	45.6	939	42.0	+3.6
1968-69	27	20-7	.741	9-5	.642	734	1664	.441	.395	—	—	—	415-638	.650	.700	1192	44.1	817	38.7	+5.4
1967-68	30	22-8	.733	10-4	.714	816	1802	.453	.420	—	—	—	447-663	.674	.645	1215	40.5	967	39.8	+0.7
1966-67	27	23-4	.852	13-1	.928	752	1732	.434	.376	—	—	—	417-610	.684	.681	1221	45.2	1123	42.0	+3.2
1965-66	27	23-4	.852	13-1	.928	804	1863	.432	.390	—	—	—	467-728	.640	.682	1309	48.5	1031	38.1	+10.4
1964-65	25	17-8	.680	9-5	.642	643	1493	.430	.405	—	—	—	366-564	.649	.669	1054	42.2	919	36.8	+5.4
1963-64	25	13-12	.520	8-6	.571	614	1496	.410	.391	—	—	—	347-560	.619	.688	1144	45.8	1137	45.5	+0.3
1962-63	25	12-13	.480	5-9	.357	566	1536	.368	.401	—	—	—	351-539	.659	.667	1225	49.0	1099	43.9	+5.1
1961-62	25	7-18	.280	3-11	.214	619	1550	.399	.410	—	—	—	401-589	.681	.679	1257	50.3	1188	47.5	+2.8
1960-61	25	17-8	.680	10-4	.714	692	1743	.397	.372	—	—	—	466-676	.689	.698	1277	51.1	1114	44.6	+6.5
1959-60	28	19-9	.679	10-4	.714	699	1800	.388	.383	—	—									

Year-by-Year Stats

FOULS

ASSISTS

TURNOVERS

BLOCKS

STEALS

POINTS

RECORDS
R O C K
C H A L K
J A Y H A W K

PF-Dq	Opp. PF-Dq	Assists	Avg.	Opp. Ast.	TO	Opp. TO	BLK	Opp. BLK	ST	Opp. ST	Points	Opp. Points	Score Avg.	Opp. Avg.	Score Margin	Season
597-10	577-9	590	16.4	11.3	444	515	139	101	317	220	2715	2450	75.4	68.1	+7.3	2022-23
637-3	695-11	613	15.3	473	484	507	172	128	251	261	3129	2690	78.2	67.3	+11.0	2021-22
460-4	496-7	415	13.8	351	359	417	119	89	207	180	2191	2010	73.0	67.0	+6.0	2020-21
454-2	526-3	432	13.9	361	396	407	145	111	237	199	2312	1882	74.6	60.7	+13.9	2019-20
611-13	620-16	478	13.3	473	483	466	139	123	243	237	2725	2525	75.7	70.1	+5.6	2018-19
598-11	659-11	649	16.6	500	456	501	160	138	254	216	3174	2803	81.4	71.9	+9.5	2017-18
641-17	675-11	584	16.2	461	456	483	162	132	250	245	2995	2588	83.2	71.9	+11.3	2016-17
720-10	780-22	604	15.9	413	478	494	158	125	253	248	3089	2570	81.3	67.6	+13.7	2015-16
639-10	659-17	475	13.2	402	463	421	175	180	237	236	2561	2333	71.1	64.8	+6.3	2014-15
732-12	742-29	523	14.9	418	463	396	196	111	204	232	2764	2454	79.0	70.1	+8.9	2013-14
621-10	680-20	575	15.5	399	517	468	247	108	260	266	2782	2292	75.2	61.9	+13.2	2012-13
678-8	718-20	587	15.1	436	507	533	222	137	285	253	2865	2407	73.5	61.7	+11.8	2011-12
666-4	735-25	674	17.7	428	507	535	153	103	295	229	3084	2458	81.2	64.7	+16.5	2010-11
658-9	718-13	609	16.9	447	470	502	232	133	301	234	2937	2312	81.6	64.2	+17.4	2009-10
664-11	704-19	555	15.9	439	508	473	155	115	239	256	2674	2290	76.4	65.4	+11.0	2008-09
706-11	754-16	721	18.0	451	529	623	235	103	356	257	3221	2460	80.5	61.5	+19.0	2007-08
718-6	728-14	651	17.1	423	539	644	246	115	350	261	2978	2344	78.4	61.7	+16.7	2006-07
599-6	625-12	589	17.8	413	516	562	185	104	323	238	2480	2024	75.2	61.3	+13.9	2005-06
574-13	592-17	495	16.5	326	433	418	115	83	197	216	2251	1956	75.0	65.2	+9.8	2004-05
661-16	662-15	572	17.3	410	485	471	165	125	232	227	2503	2218	75.8	67.2	+8.6	2003-04
630-16	764-22	653	17.2	456	562	643	192	164	373	262	3141	2541	82.7	66.9	+15.8	2002-03
669-12	727-22	767	20.7	531	602	623	210	164	357	317	3365	2765	90.9	74.7	+16.2	2001-02
648-19	699-26	641	19.4	435	532	496	170	90	217	279	2707	2286	82.0	69.3	+12.7	2000-01
725-19	623-8	630	18.5	482	589	623	187	130	312	294	2676	2382	78.7	70.1	+8.6	1999-2000
590-13	644-16	521	15.8	407	516	536	142	140	265	269	2380	2128	72.1	64.5	+7.6	1998-99
651-13	743-24	746	19.1	512	623	667	220	122	315	316	3300	2628	84.6	67.4	+17.2	1997-98
674-10	802-31	598	16.6	427	571	667	222	113	351	307	3058	2380	84.9	66.1	+18.8	1996-97
651-6	726-30	600	17.6	397	530	627	204	118	323	246	2741	2219	80.6	65.3	+15.3	1995-96
572-7	717-31	529	17.1	402	483	481	181	84	185	238	2573	2171	83.0	70.0	+13.0	1994-95
659-15	739-21	628	17.9	451	564	603	192	106	277	294	2817	2392	80.5	68.3	+12.2	1993-94
633-13	724-22	687	19.1	439	523	653	104	101	328	247	3037	2510	84.4	69.7	+14.7	1992-93
707-23	749-27	605	18.9	381	564	634	123	115	281	260	2704	2179	84.5	68.1	+16.4	1991-92
741-16	772-29	648	18.5	606	606	721	78	112	325	262	2946	2435	84.2	69.6	+14.6	1990-91
680-4	791-31	763	21.8	486	532	687	103	77	309	247	3223	2532	92.1	72.3	+19.8	1989-90
659-18	701-29	620	20.0	502	514	604	81	69	263	219	2758	2445	89.0	78.9	+10.1	1988-89
763-20	781-28	670	17.6	494	643	637	137	70	325	293	2862	2580	75.3	74.7	+0.6	1987-88
780-25	710-24	604	16.8	451	549	485	102	93	224	238	2653	2437	73.7	67.7	+6.0	1986-87
750-20	797-32	814	20.1	563	568	561	137	88	246	248	3138	2634	80.5	67.5	+13.0	1985-86
681-19	706-19	660	19.4	494	518	488	119	72	217	242	2563	2360	75.4	69.4	+6.0	1984-85
653-22	622-17	570	17.8	456	477	432	109	77	200	202	2321	2140	72.5	66.9	+5.6	1983-84
586-16	559-21	457	15.8	374	492	403	98	75	154	211	2054	2034	70.8	70.1	+0.7	1982-83
472-15	491-12	341	12.6	358	--	--	71	61	157	142	1789	1771	66.3	65.6	+0.7	1981-82
584-15	643-22	399	12.5	359	--	--	117	56	253	149	2351	2017	73.5	63.0	+10.5	1980-81
639-25	547-16	384	13.2	359	412	--	103	43	252	147	2126	2010	73.3	69.3	+4.0	1979-80
590-24	597-29	172	5.9	367	439	--	135	--	258	--	2113	--	72.9	69.9	+3.0	1978-79
693-33	599-24	534	18.4	310	457	--	172	--	276	--	2365	--	81.6	66.4	+15.2	1977-78
639-41	491-20	437	15.6	351	450	--	150	--	207	--	2032	--	72.6	68.6	+4.0	1976-77
515-36	425-16	322	12.4	232	--	--	95	--	142	--	1646	--	63.3	63.3	--	1975-76
593-23	482-18	371	13.7	--	--	--	162	--	130	--	2000	--	74.1	68.3	+5.8	1974-75
590-12	554-18	--	--	--	--	--	--	--	--	--	2243	--	74.8	67.7	+7.1	1973-74
559-28	473-21	--	--	--	--	--	--	--	--	--	1735	--	66.7	70.5	-2.8	1972-73
591-28	458-13	--	--	--	--	--	--	--	--	--	1929	--	74.2	73.6	+0.6	1971-72
588-28	607-34	--	--	--	--	--	--	--	--	--	2328	--	77.6	64.6	+13.0	1970-71
481-21	538-26	--	--	--	--	--	--	--	--	--	2004	--	77.1	70.7	+6.4	1969-70
496-17	475-17	--	--	--	--	--	--	--	--	--	1883	--	69.7	60.2	+9.5	1968-69
591-22	423-19	--	--	--	--	--	--	--	--	--	2079	--	69.3	62.1	+7.2	1967-68
499-29	466-14	--	--	--	--	--	--	--	--	--	1921	--	71.1	59.5	+11.6	1966-67
524	528	--	--	--	--	--	--	--	--	--	2075	--	76.9	62.7	+14.2	1965-66
456-21	446-13	--	--	--	--	--	--	--	--	--	1652	--	66.1	60.2	+5.9	1964-65
430	454	--	--	--	--	--	--	--	--	--	1575	--	63.0	61.8	+1.2	1963-64
440	442	--	--	--	--	--	--	--	--	--	1483	--	59.3	61.4	-2.1	1962-63
469	440	--	--	--	--	--	--	--	--	--	1639	--	65.6	69.3	-3.7	1961-62
447	488	--	--	--	--	--	--	--	--	--	1850	--	74.0	65.0	+9.0	1960-61
457	560	--	--	--	--	--	--	--	--	--	1949	--	69.6	67.2	+2.4	1959-60
435	449	--	--	--	--	--	--	--	--	--	1612	--	64.5	63.3	+1.2	1958-59
328	482	--	--	--	--	--	--	--	--	--	1547	--	67.3	55.3	+12.0	1957-58
396	531	--	--	--	--	--	--	--	--	--	1945	--	72.0	58.3	+13.7	1956-57
403	436	--	--	--	--	--	--	--	--	--	1563	--	67.9	66.7	+1.2	1955-56
380	399	--	--	--	--	--	--	--	--	--	1465	--	69.8	69.0	+0.8	1954-55
498	523	--	--	--	--	--	--	--	--	--	1534	--	73.0	66.3	+6.7	1953-54
634	547	--	--	--	--	--	--	--	--	--	1813	--	72.6	63.4	+9.2	1952-53
700	739	--	--	--	--	--	--	--	--	--	2209	--	71.2	58.3	+12.9	1951-52
473	--	--	--	--	--	--	--	--	--	--	1331	--	55.5	--	--	1950-51
485	--	--	--	--	--	--	--	--	--	--	1446	--	57.8	--	--	1949-50
370	--	--	--	--	--	--	--	--	--	--	1183	--	49.3	--	--	1948-49
465	--	--	--	--	--	--	--	--	--	--	1224	--	51.0	--	--	1947-48
616	--	--	--	--	--	--	--	--	--	--	1296	--	48.0	--	--	1946-47

Year-by-Year Results

DR. JAMES NAISMITH

9 SEASONS
1898-1907
55-60, 478



1898-99 (7-4)

F3	Kansas City YMCA	Kansas City, Mo.	L	5-16
F10	Topeka YMCA	Lawrence	W	31-6
F18	Lawrence YMCA	Lawrence	W	14-4
F25	Kansas City YMCA	Lawrence	W	17-14
M3	Topeka YMCA	Topeka, Kan.	W	27-17
M8	Topeka YMCA	Topeka, Kan.	W	23-12
M23	Haskell	Lawrence	W	29-8
M27	Kansas City AC	Kansas City, Mo.	L	5-19
M30	Independence (Mo.)	Independence, Mo.	L	15-21
M31	Independence (Mo.)	Independence, Mo.	L	10-22
A3	William Jewell	Liberty, Mo.	W	19-3

1899-1900 (3-4)

J20	Haskell	Lawrence	W	14-5
F2	Haskell	Lawrence	W	13-7
F9	Topeka YMCA	Topeka, Kan.	L	14-28
F16	Kansas City YMCA	Kansas City, Mo.	L	8-18
M2	Nebraska	Lincoln, Neb.	L	8-48
M3	Omaha YMCA	Omaha, Neb.	W	12-10
M6	Kansas City YMCA	Lawrence	L	15-21

1900-01 (4-8)

D11	William Jewell	Liberty, Mo.	L	6-8
D22	† Ajax AC	Newton, Kan.	L	0-2
J24	Haskell	Lawrence	L	22-40
J31	Independence (Mo.)	Independence, Mo.	L	8-11
F1	Independence (Mo.)	Independence, Mo.	L	13-29
F8	Topeka YMCA	Topeka, Kan.	L	7-14
F15	Lawrence YMCA	Lawrence	W	28-12
F22	Haskell	Haskell (Lawrence)	L	12-18
M1	Topeka YMCA	Lawrence	L	21-23
M4	Ottawa YMCA	Ottawa, Kan.	W	14-8
M8	Lawrence YMCA	Lawrence	W	29-20
M9	Haskell	Lawrence	W	25-20

† In dispute over knowledge of the rules, Kansas walked off the court. Game was forfeited.

1901-02 (5-7)

D9	Haskell	Lawrence	L	19-31
D15	Ottawa	Lawrence	L	21-25
J15	Haskell	Haskell (Lawrence)	W	27-22
J24	William Jewell	Lawrence	W	12-11
F3	Des Moines YMCA	Des Moines, Iowa	W	38-23
F4	Muscatine YMCA	Muscatine, Iowa	L	23-40
F5	Iowa	Iowa City, Iowa	L	27-40
F6	Fairfield Co. M.	Fairfield, Iowa	L	17-33
F7	Ottumwa	Ottumwa, Iowa	L	15-20
F8	William Jewell	Liberty, Mo.	W	19-16
M1	Nebraska	Lawrence	L	29-35
M14	Leavenworth YMCA	Leavenworth, Kan.	W	36-7

1902-03 (7-8)

D12	Haskell	Lawrence	L	12-23
D18	William Jewell	Liberty, Mo.	L	10-12
D19	Newton AC	Newton, Kan.	W	38-7
D31	Chicago Central YMCA	Chicago, Ill.	L	18-43
J1	Monmouth AC	Monmouth, Ill.	L	19-40
J2	Fond du Lac, AC	Fond du Lac, Wis.	L	20-29
J23	Schmelzer AC	Independence, Mo.	L	11-15
J24	Lee's Summit AC	Lee's Summit, Mo.	W	31-11
J30	William Jewell	Liberty, Mo.	W	23-12
J31	Nebraska	Lincoln, Neb.	L	19-23
F3	Omaha YMCA	Omaha, Neb.	W	25-23
F7	Highland Park	site unknown	W	21-9
F9	Des Moines YMCA	Des Moines, Iowa	L	10-16
F10	Ottumwa YMCA	Ottumwa, Iowa	W	29-5
F11	Fairfield AC	Fairfield, Iowa	W	28-16

1903-04 (5-8)

D10	Olathe YMCA	Lawrence	W	35-10
D12	William Jewell	Lawrence	W	27-10
J8	Kansas State Deaf	Lawrence	W	35-10
J14	Topeka YMCA	Lawrence	W	25-22
J21	Haskell	Lawrence	L	12-28
J22	Topeka YMCA	Topeka, Kan.	L	16-18
F17	William Jewell	Liberty, Mo.	L	7-27
F18	Kansas City AC	Kansas City, Mo.	L	10-27
F22	Haskell	Haskell (Lawrence)	L	18-36
M7	Ottawa	Lawrence	L	21-25
M14	Ottawa	Ottawa, Kan.	L	16-26
M15	Newton AC	Newton, Kan.	W	18-10
M16	Emporia Teachers	Emporia, Kan.	L	13-25

1904-05 (5-6)

J21	Emporia State	Lawrence	W	46-11
J29	Nebraska Wesleyan	Lincoln, Neb.	L	37-52
J30	Omaha YMCA	Omaha, Neb.	L	24-31
J31	Des Moines YMCA	Des Moines, Iowa	L	19-37
F1	Oskaloosa YMCA	Oskaloosa, Iowa	W	37-14
F2	Oskaloosa YMCA	Oskaloosa, Iowa	W	56-21
F3	Ottumwa YMCA	Ottumwa, Iowa	L	22-34
F4	Fairfield YMCA	Fairfield, Iowa	L	20-29
F11	Fraternal Aid	Lawrence	L	20-37
F17	Osage City	Lawrence	W	18-8
F18	Emporia State	Lawrence	W	47-18

1905-06 (12-7)

D13	Emporia State	Emporia, Kan.	W	33-22
D14	Newton	Newton, Kan.	L	18-23
D16	Chilocco	Chilocco, Okla.	W	43-17
D18	Baker	Baldwin, Kan.	L	18-22
J15	Chilocco	Lawrence	W	19-11
J19	Washburn	Topeka, Kan.	W	22-19
F8	Wyandotte AC	Kansas City, Kan.	W	40-10
F9	Independence AC	Independence, Mo.	W	43-16
F10	Kansas City YMCA	Kansas City, Mo.	W	56-6
F12	Nebraska	Lincoln, Neb.	W	37-17
F13	Des Moines YMCA	Des Moines, Iowa	W	25-20
F14	Des Moines	Iowa City, Iowa	L	20-28
F15	Armour Institute	Chicago, Ill.	W	34-25
F16	Evanston YMCA	Evanston, Ill.	L	13-29
F17	Chicago Central YMCA	Chicago, Ill.	L	12-35
F19	Muscatine YMCA	Muscatine, Iowa	L	19-43
F20	Fairfield	Fairfield, Iowa	L	39-42
F28	Washburn	Lawrence	W	39-12
M3	Emporia State	Lawrence	W	60-13

1906-07 (7-8)

J12	Lawrence YMCA	Lawrence	W	42-37
J25	Kansas State	Lawrence	W	54-39
F8	Ottawa	Lawrence	W	37-35
F9	Nebraska	Lawrence	L	19-32
F11	Kansas State	Manhattan, Kan.	L	25-29
F12	Emporia State	Emporia, Kan.	W	35-20
F13	Newton YMCA	Newton, Kan.	W	41-27
F14	Baker	Baldwin, Kan.	L	24-39
M5	Warrensburg	Warrensburg, Mo.	W	34-16
M6	Kansas City AC	Kansas City, Mo.	L	35-44
M7	William Jewell	Liberty, Mo.	L	20-22
M8	Co. F, Independence	Independence, Mo.	L	15-41
M9	Kirksville	Lawrence	W	65-21
M11	Missouri	Lawrence	L	31-34
M12	Missouri	Lawrence	L	13-53



1899 BASKETBALL TEAM

DR. FORREST C. "PHOG" ALLEN



FIRST TWO SEASONS, 1907-09
43-9, 827

1907-08 (18-6) | MVIAA (6-0, 1st)

D13	† Ottawa	Lawrence	W	66-22
D19	Ottawa	Ottawa, Kan.	L	33-39
D20	Newton YMCA	Newton, Kan.	W	37-32
D21	Newton YMCA	Newton, Kan.	W	39-32
J10	William Jewell	Liberty, Mo.	L	16-27
J17	Nebraska	Lawrence	L	17-20
J18	Nebraska	Lawrence	L	21-23
J20	Nome, Alaska	Lawrence	L	28-34
J24	Newton YMCA	Lawrence	W	26-25
J25	Kansas City AC	Lawrence	W	25-16
J31	Kansas State	Lawrence	W	50-12
F1	Washburn	Topeka, Kan.	W	19-17
F4	Missouri	Lawrence	W	21-20
F5	Missouri	Lawrence	W	24-18
F8	Washburn	Lawrence	W	39-15
F10	William Jewell	Lawrence	W	19-11
F14	Kansas City AC	Kansas City, Mo.	W	34-32
F15	Warrensburg	Warrensburg, Mo.	W	34-16
F17	Missouri	Columbia, Mo.	W	30-19
F18	Missouri	Columbia, Mo.	W	26-22
F19	Des Moines YMCA	Des Moines, Iowa	L	17-34
F20	Iowa State	Ames, Iowa	W	53-35
F21	Nebraska	Lincoln, Neb.	W	28-26
F22	Nebraska	Lincoln, Neb.	W	28-25

† Dedication game of Robinson Gymnasium

1908-09 (25-3) | MVIAA (8-2, 1st)

D10	Baker	Baldwin, Kan.	W	21-17
D12	Baker	Lawrence	W	44-16
D14	Emporia State	Emporia, Kan.	W	36-24
D15	Kansas State	Manhattan, Kan.	W	42-27
D16	Kansas Wesleyan	Salina, Kan.	W	35-18
D17	Bethany	Lindsborg, Kan.	W	36-24
D18	Fairmount	Wichita, Kan.	W	65-15
D19	Winfield YMCA	Winfield, Kan.	W	47-34
D21	Chilocco	Chilocco, Okla.	W	39-9
J8	Nebraska	Lawrence	W	48-13
J9	Nebraska	Lawrence	W	36-17
J11	Iowa State	Lawrence	W	65-22
J16	William Jewell	Lawrence	W	63-12
J22	Ottawa	Lawrence	W	61-22
J23	Washburn	Lawrence	W	36-10
J30	Nebraska	Lincoln, Neb.	W	18-13
F3	Missouri	Lawrence	W	24-14
F4	Missouri	Lawrence	W	31-23
F9	Warrensburg	Warrensburg, Mo.	W	37-14
F10	Washington (Mo.)	St. Louis, Mo.	L	26-28
F11	Washington (Mo.)	St. Louis, Mo.	W	23-18
F12	Missouri	Columbia, Mo.	W	25-19
F13	Missouri	Columbia, Mo.	L	21-38
F20	Washington (Mo.)	Lawrence	W	33-28
F22	Washington (Mo.)	Lawrence	W	27-25
M4	Nebraska	Kansas City, Mo.	W	28-22
M5	Nebraska	Kansas City, Mo.	W	24-15
M6	Nebraska	Kansas City, Mo.	L	29-32

Year-by-Year Results

RECORDS
R
O
C
K
C
H
A
L
K
J
A
Y
H
A
W
K

W.O. HAMILTON



10 SEASONS
125-59, .679

1909-10 (18-1) | MVIAA (7-1, 1st)

J7	Nebraska	Lawrence	W	33-17
J8	Nebraska	Lawrence	W	40-16
J15	Washington (Mo.)	Lawrence	W	46-7
J17	Washington (Mo.)	Lawrence	W	34-13
J21	Baker	Lawrence	W	37-24
J22	Baker	Baldwin, Kan.	W	27-21
J27	Kansas State	Lawrence	W	44-19
J28	Bethany	Lawrence	W	47-22
F11	Missouri	Lawrence	W	29-15
F12	Missouri	Lawrence	W	27-14
F18	Kansas City AC	Kansas City, Mo.	W	34-31
F19	Washington (Mo.)	St. Louis, Mo.	W	19-16
F20	Washington (Mo.)	St. Louis, Mo.	L	15-16
F22	Missouri	Columbia, Mo.	W	25-21
F23	Missouri	Columbia, Mo.	W	58-22
F24	Drake	Des Moines, Iowa	W	62-33
F25	Iowa State	Ames, Iowa	W	34-18
F26	Nebraska	Lincoln, Neb.	W	40-20
F27	Nebraska	Lincoln, Neb.	W	40-13

1910-11 (12-6) | MVIAA (9-3, 1st)

J13	Baker	Lawrence	W	40-17
J16	Iowa State	Lawrence	W	41-21
J17	Iowa State	Lawrence	W	54-18
J20	Baker	Baldwin, Kan.	W	27-21
J28	Missouri	Lawrence	W	34-28
J29	Missouri	Lawrence	W	27-14
F4	Kansas City AC	Lawrence	W	36-29
F10	Nebraska	Lawrence	L	27-36
F11	Nebraska	Lawrence	W	37-12
F16	Kansas City AC	Kansas City, Mo.	L	40-41*
F17	Missouri	Columbia, Mo.	W	32-16
F18	Missouri	Columbia, Mo.	W	36-25
F20	Iowa State	Ames, Iowa	W	37-36*
F21	Iowa State	Ames, Iowa	W	28-17
F22	Grinnell	Grinnell, Iowa	L	16-17
F23	Cotner	Cotner, Neb.	L	26-35
F24	Nebraska	Lincoln, Neb.	L	26-38
F25	Nebraska	Lincoln, Neb.	L	24-36

1911-12 (11-7) | MVIAA (6-2, 1st)

J17	Baker	Lawrence	W	45-18
J19	Nebraska	Lawrence	L	26-30
J20	Nebraska	Lawrence	L	27-30
J26	Kansas City AC	Lawrence	W	43-15
J27	Kansas State	Lawrence	W	37-24
F1	Kansas City AC	Kansas City, Mo.	W	31-25
F6	Baker	Baldwin, Kan.	W	34-13
F9	Missouri	Lawrence	W	27-16
F10	Missouri	Lawrence	W	31-21
F16	Washington (Mo.)	Lawrence	W	43-16
F17	Washington (Mo.)	Lawrence	W	30-22
F21	Missouri	Columbia, Mo.	W	39-24
F22	Missouri	Columbia, Mo.	W	32-26
F23	Washington (Mo.)	St. Louis, Mo.	L	18-26
F24	Washington (Mo.)	St. Louis, Mo.	L	28-32
F29	Kansas State	Manhattan, Kan.	L	28-33
M1	Nebraska	Lincoln, Neb.	L	21-49
M2	Nebraska	Lincoln, Neb.	L	28-29

1912-13 (16-6) | MVIAA (7-3, 2nd)

J16	Haskell	Lawrence	W	56-27
J17	Haskell	Lawrence	W	41-25
J18	Washburn	Lawrence	W	44-25
J21	Kansas State	Lawrence	L	21-39
J22	Kansas State	Lawrence	L	25-27
J30	Kansas State	Manhattan, Kan.	W	34-19
J31	Kansas State	Manhattan, Kan.	W	30-20

F1	Washburn	Topeka, Kan.	L	40-41
F7	Washington (Mo.)	Lawrence	W	44-25
F8	Washington (Mo.)	Lawrence	W	68-8
F14	Missouri	Lawrence	W	22-12
F15	Missouri	Lawrence	W	34-20
F19	William Jewell	Lawrence	W	47-19
F22	College of Emporia	Lawrence	W	41-29
F26	Missouri	Columbia, Mo.	L	20-26
F27	Missouri	Columbia, Mo.	W	33-26
F28	Washington (Mo.)	St. Louis, Mo.	W	29-28
M1	Washington (Mo.)	St. Louis, Mo.	W	45-29
M3	Warrensburg	Warrensburg, Mo.	W	30-24
M10	Nebraska	Lincoln, Neb.	L	26-40
M11	Nebraska	Lawrence	L	16-18
M12	Nebraska	Manhattan, Kan.	W	30-24

1913-14 (17-1) | MVIAA (13-1, T-1st)

J7	Iowa State	Lawrence	W	24-18
J8	Iowa State	Lawrence	W	38-22
J12	Haskell	Lawrence	W	49-28
J16	Washburn	Lawrence	W	39-28
J22	Kansas State	Manhattan, Kan.	W	44-26
J23	Kansas State	Manhattan, Kan.	L	25-29
J30	Kansas State	Lawrence	W	28-24
J31	Kansas State	Lawrence	W	41-16
F6	Washington (Mo.)	Lawrence	W	50-19
F7	Washington (Mo.)	Lawrence	W	41-11
F11	Missouri	Columbia, Mo.	W	28-25
F12	Missouri	Columbia, Mo.	W	27-21
F13	Washington (Mo.)	St. Louis, Mo.	W	29-18
F14	Washington (Mo.)	St. Louis, Mo.	W	32-21
F19	Warrensburg	Lawrence	W	49-22
F25	Missouri	Lawrence	W	38-22
F26	Missouri	Lawrence	W	31-18
F28	College of Emporia	Emporia, Kan.	W	40-25

1914-15 (16-1) | MVIAA (13-1, 1st)

J8	Iowa State	Ames, Iowa	W	29-22
J9	Iowa State	Ames, Iowa	W	27-23
J13	Warrensburg	Lawrence	W	46-20
J15	William Jewell	Lawrence	W	55-21
J22	Nebraska	Lawrence	W	45-17
J23	Nebraska	Lawrence	W	30-23
J28	Kansas State	Manhattan, Kan.	W	38-22
J29	Kansas State	Manhattan, Kan.	W	36-32
F6	Washburn	Lawrence	W	53-28
F10	Kansas State	Lawrence	L	18-21
F11	Kansas State	Lawrence	W	39-20
F19	Missouri	Lawrence	W	42-23
F20	Missouri	Lawrence	W	44-19
F24	Missouri	Columbia, Mo.	W	33-22
F25	Missouri	Columbia, Mo.	W	40-26
F26	Washington (Mo.)	St. Louis, Mo.	W	48-16
F27	Washington (Mo.)	St. Louis, Mo.	W	39-20

1915-16 (6-12) | MVIAA (5-11, 4th)

J7	Iowa State	Lawrence	W	26-25
J8	Iowa State	Lawrence	L	21-24
J12	Washburn	Lawrence	W	38-10
J14	Nebraska	Lincoln, Neb.	L	33-34
J15	Nebraska	Lincoln, Neb.	L	27-40
J20	Kansas State	Lawrence	L	18-31
J21	Kansas State	Lawrence	L	12-26
F4	Washington (Mo.)	Lawrence	W	30-16
F5	Washington (Mo.)	Lawrence	W	43-13
F9	Missouri	Columbia, Mo.	L	24-30
F10	Missouri	Columbia, Mo.	L	20-42
F11	Washington (Mo.)	St. Louis, Mo.	W	30-25
F12	Washington (Mo.)	St. Louis, Mo.	L	24-33
F17	Kansas State	Manhattan, Kan.	L	23-38
F18	Kansas State	Manhattan, Kan.	L	21-45
F24	Emporia State	Lawrence	L	25-36
F28	Missouri	Lawrence	L	10-41
F29	Missouri	Lawrence	W	31-19

1916-17 (12-8) | MVIAA (9-7, 4th)

J10	Washburn	Lawrence	W	55-9
J12	Emporia State	Lawrence	W	36-27
J18	Iowa State	Ames, Iowa	W	30-13
J19	Iowa State	Ames, Iowa	W	25-9
J20	K. C. Poly	Kansas City, Mo.	W	45-22
J23	Kansas State	Lawrence	W	34-16
J24	Kansas State	Lawrence	W	27-19
F2	Kansas State	Manhattan, Kan.	L	9-38
F3	Kansas State	Manhattan, Kan.	L	29-32
F6	Missouri	Lawrence	W	24-23
F7	Missouri	Lawrence	L	17-26
F12	Washington (Mo.)	Lawrence	W	34-26
F13	Washington (Mo.)	Lawrence	W	33-25
F16	Nebraska	Lawrence	L	19-21
F17	Nebraska	Lawrence	W	30-10
F21	Missouri	Columbia, Mo.	L	20-24
F22	Missouri	Columbia, Mo.	L	15-38
F23	Washington (Mo.)	St. Louis, Mo.	L	16-24
F24	Washington (Mo.)	St. Louis, Mo.	W	29-19
	Kansas All Stars	Date & site unknown	L	20-26

1917-18 (10-8) | MVIAA (9-8, 3rd)

J10	Camp Funston	Lawrence	W	37-27
J17	Iowa State	Lawrence	W	24-21
J18	Iowa State	Lawrence	W	31-20
J25	Drake	Lawrence	W	61-24
J30	Kansas State	Lawrence	L	23-36
J31	Kansas State	Lawrence	W	35-32
F4	Missouri	Lawrence	L	22-36
F5	Missouri	Lawrence	L	21-25
F11	Washington (Mo.)	Lawrence	W	51-22
F12	Washington (Mo.)	Lawrence	W	40-25
F15	Nebraska	Lincoln, Neb.	L	23-24
F16	Nebraska	Lincoln, Neb.	W	31-25
F20	Missouri	Columbia, Mo.	L	21-39
F21	Missouri	Columbia, Mo.	W	28-23
F22	Washington (Mo.)	St. Louis, Mo.	L	23-47
F23	Washington (Mo.)	St. Louis, Mo.	L	18-32
M4	Kansas State	Manhattan, Kan.	W	35-33
M5	Kansas State	Manhattan, Kan.	L	25-32

1918-19 (7-9) | MVIAA (5-9, 5th)

J17	Iowa State	Ames, Iowa	W	50-17
J18	Iowa State	Ames, Iowa	L	28-29
J24	Baker	Lawrence	W	33-30
J31	Missouri	Lawrence	L	25-45
F1	Missouri	Lawrence	L	15-37
F6	Kansas State	Manhattan, Kan.	L	30-33
F7	Kansas State	Manhattan, Kan.	L	27-41
F12	K. C. Poly	Lawrence	W	50-34
F19	Missouri	Columbia, Mo.	L	20-34
F20	Missouri	Columbia, Mo.	W	36-29
F21	Washington (Mo.)	St. Louis, Mo.	W	35-31
F22	Washington (Mo.)	St. Louis, Mo.	W	39-19
F27	Kansas State	Lawrence	L	22-37
F28	Kansas State	Lawrence	L	18-31
M5	Nebraska	Lawrence	W	31-17
M6	Nebraska	Lawrence	L	24-29



1913-14 MVIAA CHAMPS

Year-by-Year Results

DR. FORREST C. "PHOG" ALLEN

39 TOTAL SEASONS
590-219, .729



1919-20 (11-7) | MVIAA (9-7, 3rd)

J6	Emporia State	Lawrence	W	37-22
J8	Washburn	Lawrence	W	50-40
J16	Iowa State	Lawrence	W	29-27
J17	Iowa State	Lawrence	W	28-18
J22	Missouri	Lawrence	L	27-32
J23	Missouri	Lawrence	L	16-38
F6	Kansas State	Manhattan, Kan.	W	33-18
F7	Kansas State	Manhattan, Kan.	L	12-26
F13	Grinnell	Grinnell, Iowa	W	42-11
F14	Drake	Des Moines, Iowa	W	37-18
F18	Missouri	Columbia, Mo.	L	21-36
F19	Missouri	Columbia, Mo.	L	13-31
F20	Washington (Mo.)	St. Louis, Mo.	L	27-28
F21	Washington (Mo.)	St. Louis, Mo.	L	35-37
M5	Oklahoma	Lawrence	W	33-28
M6	Oklahoma	Lawrence	W	42-26
M9	Kansas State	Lawrence	W	30-24
M10	Kansas State	Lawrence	W	31-23

* Karl Schlademmer started season as coach but resigned after first game to concentrate on his duties as head track coach. Dr. Allen replaced him.

1920-21 (10-8) | MVIAA (10-8, 4th)

J7	Drake	Lawrence	W	41-18
J8	Drake	Lawrence	W	34-28
J14	Iowa State	Ames, Iowa	W	28-13
J15	Iowa State	Ames, Iowa	W	17-15
J21	Grinnell	Lawrence	W	35-20
J22	Grinnell	Lawrence	W	31-17
J28	Missouri	Columbia, Mo.	L	22-27
J29	Missouri	Columbia, Mo.	L	21-28
F4	Kansas State	Lawrence	L	18-31
F5	Kansas State	Lawrence	L	22-24
F9	Washington (Mo.)	Lawrence	W	39-28
F10	Washington (Mo.)	Lawrence	W	46-17
F18	Kansas State	Manhattan, Kan.	L	30-36
F19	Kansas State	Manhattan, Kan.	L	18-26
F25	Missouri	Lawrence	L	17-33
F26	Missouri	Lawrence	L	30-41
M4	Oklahoma	Norman, Okla.	W	33-30
M5	Oklahoma	Norman, Okla.	W	37-32

1921-22 (16-2) | MVIAA (15-1, T-1st) NATIONAL CHAMPIONS (Helms Foundation)

J2	Minnesota	Minneapolis, Minn.	W	32-11
J6	Grinnell	Lawrence	W	38-16
J10	Drake	Lawrence	W	28-23
J16	Washington (Mo.)	Lawrence	W	44-17
J19	Nebraska	Lincoln, Neb.	W	25-15
J24	Missouri	Lawrence	L	25-35
J30	Kansas City AC	Kansas City, Mo.	L	32-34
F1	Oklahoma	Norman, Okla.	W	41-24
F6	Iowa State	Lawrence	W	32-21
F8	Kansas State	Manhattan, Kan.	W	32-23
F11	Oklahoma	Lawrence	W	42-28
F14	Iowa State	Ames, Iowa	W	24-18
F15	Grinnell	Grinnell, Iowa	W	21-14
F16	Drake	Des Moines, Iowa	W	28-13
F21	Missouri	Columbia, Mo.	W	26-16
F22	Washington (Mo.)	St. Louis, Mo.	W	41-26
F28	Kansas State	Lawrence	W	44-26
M6	Nebraska	Lawrence	W	41-18

1922-23 (17-1) | MVIAA (16-0, 1st) NATIONAL CHAMPIONS (Helms Foundation)

J3	Creighton	Omaha, Neb.	W	29-7
J5	Nebraska	Lawrence	W	30-20
J8	Iowa State	Lawrence	W	22-12
J11	Iowa State	Ames, Iowa	W	37-17
J12	Grinnell	Grinnell, Iowa	W	23-8
J13	Drake	Des Moines, Iowa	W	32-18
J16	Missouri	Columbia, Mo.	W	21-19
J17	Washington (Mo.)	St. Louis, Mo.	W	34-16
J22	Washington (Mo.)	Lawrence	W	41-14
J24	Kansas City AC	Kansas City, Mo.	L	23-27
J29	Oklahoma	Norman, Okla.	W	27-21
F7	Kansas State	Lawrence	W	44-23
F12	Nebraska	Lincoln, Neb.	W	36-15
F17	Drake	Lawrence	W	41-11
F21	Kansas State	Manhattan, Kan.	W	24-17
F22	Oklahoma	Lawrence	W	42-18
F24	Grinnell	Lawrence	W	38-16
F28	Missouri	Lawrence	W	23-20

1923-24 (16-3) | MVIAA (15-1, 1st)

J5	Hillyard Chemical Co.	St. Joseph, Mo.	L	26-28
J11	Drake	Lawrence	W	49-16
J15	Oklahoma	Lawrence	W	21-19
J18	Nebraska	Lawrence	W	19-18
J22	Kansas State	Manhattan, Kan.	W	36-21
J26	Nebraska	Lincoln, Neb.	W	13-10
J29	Missouri	Lawrence	W	16-14
F5	Kansas City AC	Kansas City, Mo.	L	23-31
F6	Washington (Mo.)	Lawrence	W	17-16
F9	Oklahoma	Norman, Okla.	L	20-26
F12	Kansas State	Lawrence	W	23-15
F14	Iowa State	Lawrence	W	30-16
F20	Drake	Des Moines, Iowa	W	28-17
F21	Grinnell	Grinnell, Iowa	W	37-22
F22	Iowa State	Ames, Iowa	W	20-15
F26	Grinnell	Lawrence	W	39-19
F29	Washington (Mo.)	St. Louis, Mo.	W	31-22
M1	Missouri	Columbia, Mo.	W	30-17
M26	Missouri	Kansas City, Mo.	W	15-14

1924-25 (17-1) | MVIAA (15-1, 1st)

J3	Hillyard Chemical Co.	St. Joseph, Mo.	W	19-15
J8	Grinnell	Grinnell, Iowa	W	39-26
J9	Iowa State	Ames, Iowa	W	28-8
J10	Drake	Des Moines, Iowa	W	33-16
J14	Kansas State	Lawrence	L	28-40
J22	Kansas City AC	Kansas City, Mo.	W	41-17
J31	Nebraska	Lincoln, Neb.	W	25-20
F2	Oklahoma	Lawrence	W	34-20
F9	Iowa State	Lawrence	W	33-18
F11	Grinnell	Lawrence	W	23-20
F12	Washington (Mo.)	St. Louis, Mo.	W	22-19
F14	Missouri	Columbia, Mo.	W	23-22
F17	Nebraska	Lawrence	W	28-20
F19	Drake	Lawrence	W	27-20
F24	Kansas State	Manhattan, Kan.	W	27-17
F26	Oklahoma	Norman, Okla.	W	23-22
F28	Missouri	Lawrence	W	33-17
M9	Washington (Mo.)	Lawrence	W	27-21

1925-26 (16-2) | MVIAA (16-2, 1st)

J11	Washington (Mo.)	Lawrence	L	18-25
J13	Kansas State	Manhattan, Kan.	W	25-16
J14	Grinnell	Lawrence	W	28-20
J21	Oklahoma	Lawrence	L	21-29
J23	Missouri	Lawrence	W	24-15
J28	Grinnell	Grinnell, Iowa	W	36-19
J29	Iowa State	Ames, Iowa	W	43-21
J30	Drake	Des Moines, Iowa	W	28-24
F6	Nebraska	Lincoln, Neb.	W	25-14
F9	Drake	Lawrence	W	34-18
F11	Oklahoma State	Lawrence	W	38-18
F15	Iowa State	Lawrence	W	35-23
F19	Oklahoma State	Stillwater, Okla.	W	47-30
F20	Oklahoma	Norman, Okla.	W	29-21
F23	Missouri	Columbia, Mo.	W	27-22



COACH "PHOG" ALLEN

F24	Washington (Mo.)	St. Louis, Mo.	W	29-22
F27	Nebraska	Lawrence	W	30-17
M1	Kansas State	Lawrence	W	34-29

1926-27 (15-2) | MVIAA (10-2, T-1st)

J3	Creighton	Omaha, Neb.	W	31-29
J4	Drake	Des Moines, Iowa	W	27-13
J8	Washington (Mo.)	St. Louis, Mo.	W	31-15
J12	Kansas City AC	Kansas City, Mo.	W	27-21
J15	Iowa State	Lawrence	L	12-15
J19	Nebraska	Lawrence	L	24-27
J29	Missouri	Columbia, Mo.	W	40-23
F1	Hillyard Chemical Co.	St. Joseph, Mo.	W	30-27
F9	Kansas State	Manhattan, Kan.	W	35-34
F12	Grinnell	Grinnell, Iowa	W	41-19
F14	Iowa State	Ames, Iowa	W	27-16
F18	Grinnell	Lawrence	W	36-16
F21	Washington (Mo.)	Lawrence	W	27-18
F26	Nebraska	Lincoln, Neb.	W	34-25
F28	Kansas City AC	Kansas City, Mo.	W	32-28
M2	Missouri	Lawrence	W	36-29
M4	Kansas State	Lawrence	W	29-24

1927-28 (9-9) | MVIAA (9-9, 4th)

D16	Kansas State	Lawrence	L	13-20
J6	Washington (Mo.)	Lawrence	W	29-26
J10	Missouri	Lawrence	L	22-30
J13	Oklahoma	Norman, Okla.	L	19-45
J14	Oklahoma State	Stillwater, Okla.	W	34-31
J19	Iowa State	Lawrence	W	46-33
J27	Washington (Mo.)	St. Louis, Mo.	L	28-35
F2	Grinnell	Grinnell, Iowa	W	36-27
F3	Iowa State	Ames, Iowa	W	21-19
F4	Drake	Des Moines, Iowa	W	28-27
F9	Drake	Lawrence	L	28-40
F14	Oklahoma	Lawrence	L	21-30
F17	Nebraska	Lawrence	W	33-27
F18	Grinnell	Lawrence	W	42-21
F21	Missouri	Columbia, Mo.	L	29-49
F24	Nebraska	Lincoln, Neb.	L	28-32
F27	Oklahoma State	Lawrence	W	46-44
M7	Kansas State	Manhattan, Kan.	L	30-40

1928-29 (3-15) | Big Six (2-8, T-5th)

D18	Washburn	Topeka, Kan.	L	24-25
D22	Missouri	Kansas City, Mo.	L	31-38
D28	Notre Dame	Kansas City, Mo.	L	21-32
D29	Notre Dame	Kansas City, Mo.	L	17-29
J3	California	Oakland, Calif.	L	21-33
J4	California	Oakland, Calif.	L	23-30
J5	California	Oakland, Calif.	W	24-23
J12	Oklahoma	Lawrence	L	25-27
J15	Missouri	Columbia, Mo.	L	30-34
J19	Nebraska	Lincoln, Neb.	L	29-30
J21	Iowa State	Lawrence	L	24-27
F2	Kansas State	Lawrence	W	31-24
F7	Nebraska	Lawrence	L	31-37
F16	Oklahoma	Norman, Okla.	L	25-40
F20	Missouri	Lawrence	L	20-33
F26	Creighton	Omaha, Neb.	L	27-44
F28	Iowa State	Ames, Iowa	W	33-32
M5	Kansas State	Manhattan, Kan.	L	35-36

Year-by-Year Results

1929-30 (14-4) | Big Six (7-3, 2nd)

D17	Washburn	Topeka, Kan.	W	42-22
D21	Missouri	Kansas City, Mo.	W	17-12
J2	California	Kansas City, Mo.	W	36-25
J3	California	Kansas City, Mo.	W	31-15
J4	California	Lawrence	W	38-28
J6	Mexico (Nationals)	Lawrence	W	39-30
J11	Oklahoma	Norman, Okla.	W	34-22
J13	Oklahoma State	Stillwater, Okla.	W	44-20
J17	Iowa State	Lawrence	W	37-16
F5	Kansas State	Manhattan, Kan.	W	29-26
F10	Nebraska	Lawrence	W	27-20
F15	Oklahoma	Lawrence	W	25-23
F18	Kansas State	Lawrence	W	32-30
F21	Missouri	Columbia, Mo.	L	18-29
F27	Iowa State	Ames, Iowa	L	27-30
F28	Creighton	Omaha, Neb.	L	20-44
M1	Nebraska	Lincoln, Neb.	W	36-35
M5	Missouri	Lawrence	L	18-23

1930-31 (15-3) | Big Six (7-3, 1st)

D16	Washburn	Topeka, Kan.	W	27-19
D20	Missouri	Kansas City, Mo.	W	40-26
D30	Kansas Wesleyan	Salina, Kan.	W	47-15
J2	Colorado	Denver, Colo.	W	34-25
J3	Colorado	Denver, Colo.	W	36-28
J5	Colorado	Boulder, Colo.	W	25-19
J12	Oklahoma	Lawrence	W	44-22
J17	Kansas State	Manhattan, Kan.	W	37-29
J19	Nebraska	Lawrence	L OT	30-31
J22	Iowa State	Ames, Iowa	W	34-27
J29	Missouri	Lawrence	W	31-13
F3	Oklahoma State	Lawrence	W	31-29
F7	Oklahoma	Norman, Okla.	L	30-33
F14	Nebraska	Lincoln, Neb.	W	34-29
F17	Kansas State	Lawrence	W	40-26
F23	Iowa State	Lawrence	W	27-16
F27	Missouri	Columbia, Mo.	L	19-26
M3	Creighton	Lawrence	W	38-32

1931-32 (13-5) | Big Six (7-3, 1st)

D11	Kansas State	Lawrence	W	32-30
D16	Kansas State	Manhattan, Kan.	W	27-25
D21	Pittsburgh	Kansas City, Mo.	W	24-23
D22	Pittsburgh	Kansas City, Mo.	W	26-20
D23	Pittsburgh	Kansas City, Mo.	L	22-25
J4	Colorado	Kansas City, Mo.	L	22-25
J5	Colorado	Kansas City, Mo.	W	41-22
J6	Colorado	Lawrence	W	34-25
J9	Oklahoma	Norman, Okla.	L OT	26-31
J12	Nebraska	Lincoln, Neb.	W	34-21
J15	Kansas State	Lawrence	W	27-26
J18	Iowa State	Lawrence	L	29-37
J30	Missouri	Columbia, Mo.	L	22-26
F5	Iowa State	Ames, Iowa	W	40-27
F12	Kansas State	Manhattan, Kan.	W	30-22
F15	Nebraska	Lawrence	W	51-19
F20	Missouri	Lawrence	W	24-16
F27	Oklahoma	Lawrence	W	33-29

1932-33 (13-4) | Big Six (8-2, 1st)

D2	Kansas State	Lawrence	L	27-31
D7	Kansas State	Manhattan, Kan.	L	11-15
D10	Ottawa	Ottawa, Kan.	W	35-27
D15	Ottawa	Lawrence	W	43-23
D30	Stanford	Lawrence	W	38-20
D31	Stanford	Lawrence	W	38-17
J2	Stanford	Lawrence	W	34-28
J6	Nebraska	Lawrence	W	32-29
J10	Kansas State	Lawrence	W	36-24
J14	Oklahoma	Norman, Okla.	L	23-25
J19	Missouri	Lawrence	W	35-27
J24	Iowa State	Ames, Iowa	W	35-20
F3	Nebraska	Lincoln, Neb.	W	34-20
F11	Missouri	Columbia, Mo.	L	17-21
F18	Iowa State	Lawrence	W	33-19
F25	Kansas State	Manhattan, Kan.	W	33-25
M3	Oklahoma	Lawrence	W	35-26

1933-34 (16-1) | Big Six (9-1, 1st)

D12	Kansas State	Lawrence	W	27-13
D15	Kansas State	Manhattan, Kan.	W	34-20
D21	Warrensburg	Warrensburg, Mo.	W	41-25
J1	Kansas Wesleyan	Salina, Kan.	W	37-22
J9	Nebraska	Lincoln, Neb.	L	21-24
J16	Missouri	Columbia, Mo.	W	27-25
J20	Kansas State	Lawrence	W	32-24
J24	Iowa State	Ames, Iowa	W	31-23
F3	Washburn	Topeka, Kan.	W	31-22
F8	Oklahoma	Lawrence	W	22-16
F9	Oklahoma	Lawrence	W	28-23
F16	Iowa State	Lawrence	W	26-23
F19	Nebraska	Lawrence	W	25-24
F24	Kansas State	Manhattan, Kan.	W	39-23
M1	Oklahoma	Norman, Okla.	W	33-26
M2	Oklahoma	Norman, Okla.	W	39-25
M6	Missouri	Lawrence	W	23-21

1934-35 (15-5) | Big Six (12-4, 2nd)

D14	Kansas State	Lawrence	L OT	35-39
D18	Kansas State	Manhattan, Kan.	W	40-26
D29	Emporia State	Lawrence	W	32-30
J7	Missouri	Lawrence	W	39-29
J8	Missouri	Lawrence	W	36-27
J11	Kansas State	Lawrence	W	40-14
J15	Oklahoma	Lawrence	W	50-23
J16	Oklahoma	Lawrence	L	26-36
J26	Kansas State	Lawrence	W	43-37
F5	Washburn	Topeka, Kan.	W	33-27
F9	Iowa State	Lawrence	W	35-18
F11	Nebraska	Lawrence	W	32-21
F15	Nebraska	Lincoln, Neb.	W	32-24
F18	Iowa State	Ames, Iowa	L	20-32
F22	Kansas State	Manhattan, Kan.	W	39-33
F23	Kansas State	Manhattan, Kan.	W	36-30
M1	Missouri	Columbia, Mo.	L	21-23
M2	Missouri	Columbia, Mo.	L	18-21
M6	Oklahoma	Norman, Okla.	W	40-31
M7	Oklahoma	Norman, Okla.	W	47-42

1935-36 (21-2) | Big Six (10-0, 1st) U.S. Olympic Playoffs

D9	Washburn	Lawrence	W	35-18
D12	Ottawa	Lawrence	W	53-22
D16	Baker	Lawrence	W	34-32
D20	USC	Kansas City, Mo.	W	34-31
D21	Kansas State	Kansas City, Mo.	W	38-23
J2	California	Kansas City, Mo.	W	32-28
J3	California	Kansas City, Mo.	W	27-18
J7	Kansas State	Manhattan, Kan.	W	28-17
J11	Iowa State	Lawrence	W	38-17
J15	Missouri	Columbia, Mo.	W	29-25
J20	Nebraska	Lawrence	W	45-23
F4	Iowa State	Ames, Iowa	W	42-25

F8	Oklahoma	Norman, Okla.	W	43-36
F15	Kansas State	Lawrence	W	52-34
F19	Washburn	Topeka, Kan.	W	51-26
F28	Nebraska	Lincoln, Neb.	W	43-36
M3	Oklahoma	Lawrence	W	51-26
M6	Missouri	Lawrence	W	51-29

Olympic Playoffs — Missouri Valley District

M13	Washburn	Kansas City, Mo.	W	33-30
M14	Oklahoma State	Kansas City, Mo.	W	34-28

Olympic Playoffs


M25	Utah State	Kansas City, Mo.	W OT	39-37
M26	Utah State	Kansas City, Mo.	L	37-42
M28	Utah State	Kansas City, Mo.	L	31-50

1936-37 (15-4) | Big Six (8-2, T-1st)

D3	Washburn	Lawrence	W	30-26
D11	Southwestern	Winfield, Kan.	L	22-26
D16	Baker	Baldwin, Kan.	W OT	36-35
D17	Southwestern	Lawrence	W	39-27
D29	Kansas Wesleyan	Salina, Kan.	W	36-23
J5	Baker	Lawrence	L	27-32
J9	Oklahoma	Norman, Okla.	W	28-26
J12	Mexico	Lawrence	W	42-22
J16	Missouri	Lawrence	W	39-27
J19	Kansas State	Lawrence	W	39-28
J23	Washburn	Topeka, Kan.	W	42-27
J29	Rockhurst	Lawrence	W	35-19
F2	Nebraska	Lawrence	W	27-22
F5	Iowa State	Ames, Iowa	W	36-26
F11	Kansas State	Manhattan, Kan.	L OT	32-33
F13	Iowa State	Lawrence	W	41-28
F20	Oklahoma	Lawrence	W	39-19
F27	Nebraska	Lincoln, Neb.	L	32-37
M4	Missouri	Columbia, Mo.	W	39-24

1937-38 (18-2) | Big Six (9-1, 1st)

D6	Doane	Lawrence	W	38-23
D7	Ottawa	Lawrence	W	36-17
D10	Ottawa	Ottawa, Kan.	W	41-35
D13	Baker	Lawrence	W	41-27
D14	Southwestern	Lawrence	W	39-29
D15	Morningside	Lawrence	W	26-21
D15	Washburn	Topeka, Kan.	W	31-15
D21	Southwestern	Winfield, Kan.	W	28-24
D29	Drake	Des Moines, Iowa	L	29-34
J4	Washburn	Lawrence	L	62-33
J7	Oklahoma	Lawrence	L	46-49
J11	Kansas State	Manhattan, Kan.	W	33-21
J15	Iowa State	Lawrence	W	31-17
J19	Missouri	Columbia, Mo.	W	37-32
F2	Nebraska	Lawrence	W	48-33
F7	Kansas State	Lawrence	W	35-33
F18	Oklahoma	Norman, Okla.	W	41-38
F21	Iowa State	Ames, Iowa	W	31-23
F26	Nebraska	Lincoln, Neb.	W	50-47
M3	Missouri	Lawrence	W	56-36



1936 OLYMPIC PLAYOFFS

2023-24 KANSAS BASKETBALL Year-by-Year Results

1938-39 (13-7) | Big Six (6-4, 3rd)

D3	Warrensburg	Lawrence	W	25-20
D9	Oklahoma State	Stillwater, Okla.	L	15-21
D10	Oklahoma State	Stillwater, Okla.	L	19-25
D16	Texas	Austin, Texas	L	34-36
D17	Texas	Austin, Texas	W	49-35
D19	SMU	Dallas, Texas	W	46-40
D20	SMU	Dallas, Texas	W	52-45
J2	Carleton (Minn.)	Lawrence	W	39-33
J7	Oklahoma	Norman, Okla.	L	31-43
J10	Kansas State	Lawrence	W	33-29
J14	Nebraska	Lincoln, Neb.	L	37-48
J18	Missouri	Lawrence	W	37-32
J28	Kansas State	Manhattan, Kan.	W	40-38
J23	Iowa State	Ames, Iowa	L	37-40
F8	Oklahoma State	Lawrence	W	34-27
F10	Washburn	Topeka, Kan.	W	37-34
F14	Nebraska	Lawrence	W	49-46
F20	Iowa State	Lawrence	W	46-37
F25	Oklahoma	Lawrence	W	59-45
M2	Missouri	Columbia, Mo.	L	30-55

1939-40 (19-6) | Big Six (8-2, T-1st) NCAA Tournament Final Four (Runner-Up)

D5	Oklahoma State	Lawrence	W	34-30
D8	Warrensburg	Warrensburg, Mo.	L OT	31-33
D18	SMU	Lawrence	W	63-31
D19	SMU	Lawrence	W	37-26
D28	Baker	Topeka, Kan.	W	34-18
D29	New Mexico Mines	Topeka, Kan.	W	40-24
D30	Washburn	Topeka, Kan.	W	52-34
J5	Oklahoma	Lawrence	W	46-26
J8	Loyola (Ill.)	Chicago, Ill.	W	40-36
J12	Kansas State	Lawrence	W	34-33
J18	Missouri	Columbia, Mo.	L	31-42
J23	Nebraska	Lawrence	W	40-24
F12	Iowa State	Lawrence	W	36-34
F15	Oklahoma State	Stillwater, Okla.	L	22-24
F10	Kansas State	Manhattan, Kan.	W	44-33
F24	Nebraska	Lincoln, Neb.	W	48-41
F26	Iowa State	Ames, Iowa	W	42-29
M1	Missouri	Lawrence	W	42-40

M4	Creighton	Omaha, Neb.	L	33-35
M8	Oklahoma	Norman, Okla.	L	36-47
Big Six Playoffs				
M12	Oklahoma	Wichita, Kan.	W	45-39
NCAA Tournament (District Playoff)				
M16	Oklahoma State	Oklahoma City, Okla.	W OT	45-43
M22	Rice	Kansas City, Mo.	W	50-44
NCAA Tournament (Final Four)				
M23	USC	Kansas City, Mo.	W	43-42
M30	Indiana	Kansas City, Mo.	L	42-60

1940-41 (12-6) | Big Six (7-3, T-1st)

D9	Texas	Lawrence	W	35-27
D10	Texas	Lawrence	W	48-45
D28	Fordham	New York, N.Y.	L	42-53
D30	Temple	Philadelphia, Pa.	L	35-40
J2	Loyola (Ill.)	Chicago, Ill.	W	41-40
J8	Oklahoma	Norman, Okla.	L	31-42
J13	Iowa State	Lawrence	W	44-41
J16	Missouri	Lawrence	W	48-41
J20	Kansas State	Manhattan, Kan.	W	46-41
F3	Wichita	Wichita, Kan.	W	54-39
F10	Nebraska	Lawrence	W	44-38
F17	Oklahoma State	Stillwater, Okla.	L	26-30
F21	Missouri	Columbia, Mo.	W	35-24
F25	Kansas State	Lawrence	W OT	50-45
M1	Nebraska	Lincoln, Neb.	W	55-53
M3	Iowa State	Ames, Iowa	L	29-41
M7	Oklahoma	Lawrence	L	37-45
M11	Oklahoma State	Lawrence	W	34-31

1941-42 (17-5) | Big Six (8-2, T-1st) NCAA Tournament

D17	Denver	Lawrence	W	36-35
D18	Bethel	Newton, Kan.	W	61-28
J6	Oklahoma	Norman, Okla.	W	54-32
J14	Missouri	Columbia, Mo.	W	48-34
J17	Nebraska	Lincoln, Neb.	W	51-32
J19	Iowa State	Ames, Iowa	L	41-45
J24	Kansas State	Lawrence	W OT	46-44
J29	Iowa	Iowa City, Iowa	W	53-51
J31	DePaul	Chicago, Ill.	W	46-26
F2	Wichita	Wichita, Kan.	W	56-37

F5	Great Lakes NTS	Kansas City, Mo.	L	37-53
F10	Creighton	Lawrence	W	53-49
F14	Nebraska	Lawrence	W	58-30
F16	Iowa State	Lawrence	W	60-44
F20	Oklahoma State	Lawrence	W	31-28
F25	Oklahoma State	Stillwater, Okla.	L	33-4
F27	Oklahoma	Norman, Okla.	L	51-63
M3	Kansas State	Manhattan, Kan.	W	45-26
M6	Missouri	Lawrence	W	67-44
NCAA Tournament (District Playoff)				
M17	Oklahoma State	Lawrence	W	32-38
NCAA Tournament (Western Region)				
M20	Colorado	Kansas City, Mo.	L	44-46
M21	# Rice	Kansas City, Mo.	W	55-53
# consolation game				

1942-43 (22-6) | Big Six (10-0, 1st)

D5	Olathe NAB	Kansas City, Mo.	L	29-40
D11	Rockhurst	Kansas City, Mo.	W	44-40
D15	Creighton	Lawrence	L	33-38
D26	St. Bonaventure	Buffalo, N.Y.	W	53-22
D28	Fordham	New York, N.Y.	W	31-30
D30	Saint Joseph's	Philadelphia, Pa.	W	63-38
J1	Saint Louis	St. Louis, Mo.	W	60-25
J4	Olathe NAB	Lawrence	W	60-32
J6	Missouri	Lawrence	W	69-44
J9	Oklahoma	Norman, Okla.	W	48-44
J13	Oklahoma State	Lawrence	W	36-29
J16	N. Amer. Bombers	Kansas City, Mo.	W	45-36
J16	Rosecrans A.F.	Kansas City, Mo.	W	71-22
J16	Camp Crowder	Kansas City, Mo.	W	57-26
J20	Kansas State	Manhattan, Kan.	W	40-20
J23	Camp Crowder	Neosho, Mo.	L	31-35
J29	Olathe NAB	Kansas City, Mo.	W	47-36
J30	Great Lakes NTS	Kansas City, Mo.	L	41-47
F3	Olathe NAB	Olathe, Kan.	L	32-42
F6	Iowa State	Lawrence	W	44-20
F13	Nebraska	Lincoln, Neb.	W	56-24
F15	Iowa State	Ames, Iowa	W	37-29
F17	Oklahoma State	Stillwater, Okla.	W	47-43
F23	Nebraska	Lawrence	W	52-33
F26	Oklahoma	Lawrence	W	42-35
M2	Missouri	Columbia, Mo.	W OT	47-44
M4	Creighton	Omaha, Neb.	L	34-56
M6	Kansas State	Lawrence	W	47-30

1943-44 (17-9) | Big Six (5-5, 3rd)

D1	Herington AAB	Lawrence	W	40-27
D4	Hutchinson NAB	Lawrence	L	32-46
D7	Ft. Leavenworth	Lawrence	W	31-27
D10	Washburn	Topeka, Kan.	W	46-24
D11	Rockhurst	Kansas City, Mo.	W	45-32
D13	Rockhurst	Lawrence	W	43-28
D15	Olathe NAB	Lawrence	L	36-42
D17	Ft. Riley CRTC	Lawrence	W	32-31
D23	Herington AAB	Herington, Kan.	W	22-15
D29	Kansas State	Kansas City, Mo.	W	62-44
D30	Missouri	Kansas City, Mo.	W	34-27
J3	Pittsburg State	Lawrence	W	35-21
J8	Missouri	Columbia, Mo.	L	28-35
J11	Olathe NAB	Olathe, Kan.	L	25-49
J15	Nebraska	Lawrence	W	51-27
J18	Kansas State	Lawrence	W	36-30
J21	Oklahoma	Lawrence	L	23-24
J29	Iowa State	Ames, Iowa	L	29-40
F2	Washburn	Lawrence	W	35-22
F7	Ft. Riley CRTC	Ft. Riley, Kan.	L	38-43
F12	Oklahoma	Norman, Okla.	L	35-39
F15	Ft. Leavenworth	Leavenworth, Kan.	W	54-52
F19	Nebraska	Lincoln, Neb.	W	56-47
F23	Kansas State	Manhattan, Kan.	W	32-24
F26	Missouri	Lawrence	W	40-27
M3	Iowa State	Lawrence	L	25-47



1939-40 FINAL FOUR

19-6 | BIG SIX TRI-CHAMPIONS | NCAA WESTERN REGION CHAMPIONS

Front row (L to R): Robert Woodward, Dick Harp, Don Ebling, Howard Engleman, Bill Hogben. Second row (L to R): Dean Nesmith (trainer), Bruce Reid, John Krum, Bruce Voran, Bob Johnson, Bob Allen, Dr. F.C. Allen (head coach). Back row (L to R): Herbert Hartman, James Arnold, John Kline, T.P. Hunter, Ralph Miller.

Year-by-Year Results

1944-45 (12-5) | Big Six (7-3, 2nd)

D4	Washburn	Topeka, Kan.	L	35-40
D8	Washburn	Lawrence	W	31-27
D12	Rockhurst	Kansas City, Mo.	W	47-28
D19	Rockhurst	Lawrence	W	47-23
D22	Kansas State	Kansas City, Mo.	W	63-40
D23	Missouri	Kansas City, Mo.	L	39-48
J5	Missouri	Columbia, Mo.	W	45-28
J12	Nebraska	Lawrence	W	48-33
J20	Oklahoma (OT)	Norman, Okla.	L	43-44
J27	Iowa State	Lawrence	W	50-35
J30	Kansas State	Lawrence	W	39-36
F6	Olathe NAB	Lawrence	W	41-26
F10	Nebraska	Lincoln, Neb.	L	45-59
F13	Oklahoma	Lawrence	W	42-27
F16	Kansas State	Manhattan, Kan.	W	33-31
F24	Missouri	Lawrence	W	64-33
M3	Iowa State	Ames, Iowa	L	39-61

1945-46 (19-2) | Big Six (10-0, 1st) NCAA District Playoffs

D3	Warrensburg	Lawrence	W	45-28
D7	Olathe NAB	Lawrence	W	65-61
D11	Rockhurst	Kansas City, Mo.	W	59-45
D14	Kansas State	Kansas City, Mo.	W	71-46
D15	Missouri	Kansas City, Mo.	W	59-35
D17	Rockhurst	Lawrence	W	50-21
D19	Olathe NAB	Olathe, Kan.	W	52-22
D26	Rice	Oklahoma City, Okla.	W	42-34
D27	Oklahoma State	Oklahoma City, Okla.	L	28-46
D28	Oklahoma	Oklahoma City, Okla.	W	53-46
J7	Missouri	Lawrence	W	48-36
J9	Kansas State	Manhattan, Kan.	W	39-26
J11	Nebraska	Lincoln, Neb.	W	56-45
J18	Oklahoma	Lawrence	W	53-52
J25	Iowa State	Ames, Iowa	W OT	50-47
J29	Kansas State	Lawrence	W	68-43
F16	Nebraska	Lawrence	W	72-30
F22	Missouri	Columbia, Mo.	W	50-34
F25	Iowa State	Lawrence	W	69-41
F28	Oklahoma	Norman, Okla.	W	52-45
NCAA Tournament — District Playoff				
M18	Oklahoma A&M	Kansas City, Mo.	L	38-49

Leading Scorers

Charlie Black (6-4 Jr. F)	17.3*
Gib Stramel (6-1 So. F)	13.3*
Otto Schnellbacher (6-3 So. F)	9.7*
Ray Evans (6-1 Jr. G)	8.3*
Owen Peck (5-9 Sr. F)	6.1*

1946-47 (16-11) | Big Six (5-5, T-3rd)

D7	Emporia State	Emporia, Kan.	W	48-42
D11	Idaho	Lawrence	W	42-28
D12	Iowa State	Kansas City, Mo.	W	55-36
D13	Arkansas	Kansas City, Mo.	W	53-52
D14	SMU	Kansas City, Mo.	L	46-49
D17	Saint Louis	St. Louis, Mo.	W	49-35
D20	Oklahoma State	Kansas City, Mo.	L	37-47
D26	Tulane	Oklahoma City, Okla.	W	65-53
D27	Oklahoma	Oklahoma City, Okla.	W	51-45
D28	Oklahoma State	Oklahoma City, Okla.	L	39-42
D30	Stanford	Kansas City, Mo.	W	54-52
J2	Colorado	Kansas City, Mo.	L OT	50-52
J7	Missouri	Lawrence	L	34-39
J10	Oklahoma	Norman, Okla.	L	47-50
J14	Nebraska	Lincoln, Neb.	L	46-48
J20	Colorado	Boulder, Colo.	L OT	54-59
J24	Iowa State	Lawrence	W	55-30
J28	Kansas State	Lawrence	W	50-39
F11	Oklahoma State	Stillwater, Okla.	L	31-33



19-2 | BIG SIX CHAMPIONS | NCAA DISTRICT PLAYOFFS

F15	Nebraska	Lawrence	W	69-37
F20	Kansas State	Manhattan, Kan.	L	45-48
F22	DePaul	Chicago, Ill.	W	58-41
F24	Oklahoma State	Lawrence	W	37-34
F28	Iowa State	Ames, Iowa	L	44-56
M4	Oklahoma	Lawrence	W	38-36
M7	Missouri	Columbia, Mo.	W	48-38
M14	Colorado	Lawrence	W	51-39

Note: Engleman finished out season as head coach when Allen was ordered to take a rest after the Missouri game on January 7.

Leading Scorers

Charlie Black (6-4 Sr. F)	11.3*
Otto Schnellbacher (6-3 Jr. F)	11.2*
Ray Evans (6-1 Sr. G)	5.7*
Jack Eskridge (6-4 Jr. G)	4.0*
Wendell Clark (6-1 Jr. G)	3.5*

1947-48 (9-15) | Big Seven (4-8, T-6th)

D13	Emporia State	Emporia, Kan.	L	44-67
D18	Colorado	Kansas City, Mo.	W	49-39
D19	Kansas State	Kansas City, Mo.	L	42-56
D20	Nebraska	Kansas City, Mo.	W OT	64-60
D23	Notre Dame	Lawrence	L	49-51
D26	San Francisco	San Francisco, Calif.	W	57-43
D29	Oregon	Eugene, Ore.	L	61-66
D30	Oregon	Eugene, Ore.	L	53-61
J1	Nevada	Reno, Nev.	W	52-45
J6	Oklahoma	Lawrence	W OT	39-38
J10	Colorado	Lawrence	W	57-44
J14	Drake	Lawrence	W	72-42
J17	Missouri	Columbia, Mo.	W	58-46
J21	Oklahoma State	Lawrence	L	35-47
F7	Nebraska	Lawrence	L	57-61
F9	Missouri	Lawrence	L	39-42
F13	Iowa State	Ames, Iowa	L	50-52
F18	Kansas State	Manhattan, Kan.	L	29-48
F21	Oklahoma	Norman, Okla.	L	46-50
M1	Kansas State	Lawrence	L	60-61
M4	Oklahoma State	Stillwater, Okla.	L	25-37
M6	Nebraska	Lincoln, Neb.	L	64-70
M8	Colorado	Boulder, Colo.	L	60-77
M12	Iowa State	Lawrence	W	61-54

Leading Scorers

Otto Schnellbacher (6-3 Sr. F)	12.8*
Jack Eskridge (6-4 Sr. F)	7.6*
Claude Houchin (6-4 Jr. G)	7.2*
Jerry Waugh (6-0 Fr. G)	6.5*
Harold England (6-2 Jr. F)	5.4*

1948-49 (12-12) | Big Seven (3-9, T-6th)

D4	Rockhurst	Kansas City, Mo.	W	67-20
D8	Trinity	Lawrence	W	63-44
D13	Purdue	Lafayette, Ind.	L	46-47
D18	Drake	Des Moines, Iowa	L	44-60
D23	Centenary	Lawrence	W	49-41
D28	Missouri	Kansas City, Mo.	W	62-50
D29	Kansas State	Kansas City, Mo.	W	60-46
D30	Oklahoma	Kansas City, Mo.	L	49-52
J4	Oklahoma	Norman, Okla.	L	36-38
J8	Nebraska	Lincoln, Neb.	L	34-52
J11	Missouri	Lawrence	W	42-35
J15	Washington (Mo.)	St. Louis, Mo.	W	46-41
J17	Colorado	Lawrence	L	30-42
J19	Drake	Lawrence	W	62-37
J29	Creighton	Lawrence	W	79-50
F5	Iowa State	Ames, Iowa	W	62-57
F9	Kansas State	Lawrence	L	48-53
F12	Nebraska	Lawrence	L	39-49
F15	Missouri	Columbia, Mo.	W	55-37
F19	Washington (Mo.)	Lawrence	W	43-39
F24	Kansas State	Manhattan, Kan.	L	36-63
F28	Colorado	Boulder, Colo.	L	43-50
M3	Oklahoma	Lawrence	L	45-55
M8	Iowa State	Lawrence	L	45-49

Leading Scorers

Gene Petersen (6-7 Sr. F)	11.7*
Claude Houchin (6-4 Sr. G)	10.3*
Harold England (6-2 Sr. F)	9.1
Jerry Waugh (6-0 So. G)	7.2*
Maurice Martin (6-4 Sr. G)	4.4*

1949-50 (14-11) | Big Seven (8-4, T-1st) NCAA District Playoffs Ranked #19 (AP)


KU Rnk	Opponent	Location	W/L	Score	
D3	-	Rockhurst	Kansas City, Mo.	W	55-34
D5	-	Creighton	Omaha, Neb.	L	55-59
D10	-	Purdue	Lawrence	W	60-52
D15	-	Cincinnati	Cincinnati, Ohio	L	54-56
D17	-	Duquesne	McKeesport, Pa.	L	54-64
D20	-	Holy Cross	Boston, Mass.	L	53-57
D23	-	Springfield (Mass.)	Springfield, Mass.	W	53-43
D27	-	#20 Kansas State	Kansas City, Mo.	L	48-58
D28	-	Iowa State	Kansas City, Mo.	W	64-43
D29	-	Michigan	Kansas City, Mo.	L	47-49
J6	-	#17 Oklahoma	Lawrence	W	56-50
J10	-	Nebraska	Lincoln, Neb.	L	56-57

2023-24 KANSAS BASKETBALL Year-by-Year Results

J14	-	#16 Missouri	Columbia, Mo.	W	48-44
J27	-	Iowa State	Lawrence	W	67-42
J30	-	Drake	Lawrence	W	76-50
F6	-	Colorado	Boulder, Colo.	L. OT	48-50
F11	-	Nebraska	Lawrence	W	49-36
F14	-	#14 Kansas State	Manhattan, Kan.	L.	50-55
F17	-	Missouri	Lawrence	W	59-52
F20	-	Drake	Des Moines, Iowa	W	67-50
F25	-	Colorado	Lawrence	W	76-60
M3	-	Iowa State	Ames, Iowa	W	66-52
M7 #19	-	#14 Kansas State	Lawrence	W	79-68
M11	-	Oklahoma	Norman, Okla.	L. OT	49-52
NCAA Tournament (District Playoff)					
M14	-	Bradley	Kansas City, Mo.	L.	57-59

Leading Scorers

Clyde Lovellette (6-9 So. C)	21.8*
Claude Houchin (6-5 Sr. G)	7.8*
Jerry Waugh (6-0 Jr. G)	6.0*
Bill Lienhard (6-5 So. F)	5.7*
Bill Houglund (6-4 So. F)	5.2*



1951-52 NCAA CHAMPIONS

28-3 | BIG SEVEN CHAMPIONS | NCAA CHAMPIONS

Front row (L to R): Charlie Hoag, LaVannes Squires, Al Kelley, Dean Smith, Dean Kelley. Second row: John Keller, Bill Lienhard, B.H. Born, Dr. Forrest "Phog" Allen (head coach), Clyde Lovellette, Bill Houglund.
Back row: Dean Nesmith (trainer), Everett Dye, Jerry Alberts, Bill Heitholt, Bob Kenney, Larry Davenport, Dick Harp (asst. coach)

1950-51 (16-8) | Big Seven (8-4, T-2nd)

KU Rnk	Opponent	Location	W/L	Score	
D4	-	Creighton	Lawrence	W	51-35
D6	-	Utah State	Lawrence	W	56-38
D9	-	St. Joseph's (Pa.)	Philadelphia, Pa.	W	60-41
D12	-	#13 St. John's	New York, N.Y.	W	52-51
D16	-	#1 Kentucky	Lexington, Ky.	L	39-68
D19 #11	-	Springfield (Mass.)	Lawrence	W	78-52
D27 #10	-	Iowa State	Kansas City, Mo.	W	75-51
D29 #10	-	Minnesota	Kansas City, Mo.	L	51-62
D30 #10	-	Nebraska	Kansas City, Mo.	W	63-47
J6 #20	-	Nebraska	Lawrence	W	66-41
J8 #20	-	Missouri	Lawrence	W	61-46
J11 #20	-	Colorado	Lawrence	W	54-48
J15 #17	-	#9 Kansas State	Lawrence	L	43-47
J27	-	#18 Oklahoma	Norman, Okla.	W	58-52
F3 #17	-	Northwestern	Chicago, Ill.	L	53-54
F5 #17	-	#2 Oklahoma State	Lawrence	L	41-46
F10 #20	-	Nebraska	Lincoln, Neb.	W	61-52
F12 #20	-	Missouri	Columbia, Mo.	L	38-39
F17	-	Iowa State	Ames, Iowa	W	56-54
F19	-	Oklahoma	Lawrence	L	59-61
F24	-	#5 Kansas State	Manhattan, Kan.	L	51-65
F26	-	Colorado	Boulder	W	58-56
M7	-	Iowa State	Lawrence	W	70-64
M10	-	#2 Oklahoma State	Stillwater, Okla.	W	37-27

Leading Scorers

Clyde Lovellette (6-9 Jr. C)	22.8*
Bob Kenney (6-2 Jr. F)	8.2*
Jerry Waugh (6-0 Sr. G)	6.7*
Bill Lienhard (6-5 Jr. F)	6.5*
Bill Houglund (6-4 Jr. G)	5.4*

1951-52 (28-3) | Big Seven (11-1, 1st)

NCAA CHAMPIONS

Ranked #8 (AP), #3 (UPI)

U.S. Olympic Playoffs (Runner-Up)

KU Rnk	Opponent	Location	W/L	Score	
D3	-	Baylor	Lawrence	W	57-46
D8	-	Denver	Lawrence	W	84-53
D10	#8	Creighton	Omaha, Neb.	W	65-47
D14 #8	-	SMU	Dallas, Texas	W	74-51
D15 #8	-	SMU	Dallas, Texas	W	58-57
D18 #7	-	Rice	Lawrence	W	68-48
D22 #7	-	USC	Lawrence	W	76-55
D26 #4	-	Colorado	Kansas City, Mo.	W	76-56
D28 #4	-	#8 Kansas State	Kansas City, Mo.	W OT	90-88
D29 #4	-	Missouri	Kansas City, Mo.	W	75-65
J5	-	Oklahoma	Lawrence	W	71-48
J12 #1	-	Missouri	Columbia, Mo.	W	60-59
J14 #1	-	Nebraska	Lincoln, Neb.	W	69-66
J26 #2	-	#7 Kansas State	Manhattan, Kan.	L	64-81
J30 #4	-	Oklahoma State	Stillwater, Okla.	L	45-49
F2 #4	-	Iowa State	Lawrence	W	86-68

F4	#4	Colorado	Lawrence	W	73-68
F11 #6	-	Iowa State	Ames, Iowa	W	55-50
F16 #9	-	Nebraska	Lawrence	W	90-52
F19 #7	-	Oklahoma State	Lawrence	W	66-46
F25 #7	-	Missouri	Lawrence	W	65-54
M1	#8	Oklahoma	Norman, Okla.	W	74-55
M7 #8	-	#3 Kansas State	Lawrence	W	78-61
M10 #8	-	Colorado	Boulder, Colo.	W	72-55

NCAA Tournament (Midwest Region)

M21 #8	-	TCU	Kansas City, Mo.	W	68-64
M22 #8	-	#5 Saint Louis	Kansas City, Mo.	W	74-55

NCAA Tournament (Final Four)

M25 #8	-	Santa Clara	Seattle, Wash.	W	74-55
M26 #8	-	#10 Saint John's	Seattle, Wash.	W	80-63

U.S. Olympic Playoffs

M30 #8	-	Missouri State	Kansas City, Mo.	W	92-65
M31 #8	-	LaSalle	New York, N.Y.	W	70-65
A1 #8	-	Peoria	New York, N.Y.	L	60-62

Leading Scorers

Clyde Lovellette (6-9 Sr. C)	28.6*
Bob Kenney (6-2 Sr. F)	13.1*
Bill Houglund (6-4 Sr. G)	6.8*
Dean Kelley (5-11 Jr. F)	6.5*
Bill Lienhard (6-5 Sr. F)	5.8*

1952-53 (19-6) | Big Seven (10-2, 1st)

NCAA Tournament

Final Four (Runner-Up)

Ranked #3 (AP), #5 (UPI)

KU Rnk	Opponent	Location	W/L	Score	
D11	-	Tulane	New Orleans, La.	W	63-50
D13	-	Rice	Houston, Texas	L	51-54
D19 #20	-	SMU	Lawrence	W	83-66
D20 #20	-	SMU	Lawrence	W	72-55
D27	-	Nebraska	Kansas City, Mo.	W	73-66
D29	-	Missouri	Kansas City, Mo.	W	66-62
D30	-	#1 Kansas State	Kansas City, Mo.	L	87-93
J5	-	Oklahoma	Norman, Okla.	L	61-76
J8	-	#5 Oklahoma State	Lawrence	W	65-53
J10	-	Iowa State	Ames, Iowa	W	76-57
J12	-	Nebraska	Lincoln, Neb.	W	65-59
J17 #15	-	#1 Kansas State	Lawrence	W	80-66
J20 #9	-	Colorado	Boulder, Colo.	L	68-72
F7 #18	-	Missouri	Lawrence	W	86-62
F10 #14	-	Oklahoma	Lawrence	W	87-59
F14 #14	-	Nebraska	Lawrence	W	77-58
F17 #10	-	#8 Kansas State	Manhattan, Kan.	W	80-78
F23 #10	-	#7 Oklahoma State	Stillwater, Okla.	L	58-79
M2	#5	Colorado	Lawrence	W	78-55
M6 #6	-	Iowa State	Lawrence	W	87-62
M9 #6	-	Missouri	Columbia, Mo.	W	69-60

NCAA Tournament (Midwest Region)

M13 #5	-	#10 Oklahoma City	Manhattan, Kan.	W	73-65
M14 #5	-	#6 Oklahoma State	Manhattan, Kan.	W	61-55

NCAA Tournament (Final Four)

M17 #5	-	#2 Washington	Kansas City, Mo.	W	79-53
M18 #5	-	#1 Indiana	Kansas City, Mo.	L	68-69

Leading Scorers

B. H. Born (6-9 Jr. C)	18.9*
Allen Kelley (5-11 Jr. F)	12.9*
Dean Kelley (5-11 Sr. G)	9.7*
Harold Patterson (6-1 Jr. F)	9.5*
Gil Reich (6-0 Sr. G)	8.0*

1953-54 (16-5) | Big Seven (10-2, T-1st)

Ranked #18 (AP), #7 (UPI)

KU Rnk	Opponent	Location	W/L	Score	
D10 #5	-	Tulane	New Orleans, La.	L	65-69
D12 #5	-	#10 LSU	Baton Rouge, La.	L	63-68
D16	-	Tulsa	Lawrence	W	72-61
D26	-	Colorado	Kansas City, Mo.	W	79-62
D28	-	Missouri	Kansas City, Mo.	W	69-67
D29	-	Oklahoma	Kansas City, Mo.	W	82-73
J4	-	Oklahoma	Lawrence	W	76-72
J9 #16	-	Missouri	Lawrence	W	86-69
J12 #11	-	#4 Oklahoma State	Stillwater, Okla.	L	50-54
J16 #11	-	Kansas State	Manhattan, Kan.	W	65-62
J18 #11	-	Iowa State	Lawrence	W	76-61
F2 #19	-	Colorado	Boulder, Colo.	L	62-70
F6 #19	-	Oklahoma	Norman, Okla.	W	93-80
F8 #19	-	Tulsa	Tulsa, Okla.	W	71-58
F13 #20	-	Nebraska	Lawrence	W	79-68
F17	-	Kansas State	Lawrence	W	85-74
F20	-	Iowa State	Ames, Iowa	W	78-70
F22	-	Nebraska	Lincoln, Neb.	W	67-62
F26 #17	-	#5 Oklahoma State	Lawrence	W	65-55
M1 #17	-	Colorado	Lawrence	W	83-62
M9 #13	-	Missouri	Columbia, Mo.	L	67-76

Leading Scorers

B. H. Born (6-9 Sr. C)	18.9*
Dallas Dobbs (5-11 So. G)	12.9*
Allen Kelley (5-11 Sr. F)	12.4*
Harold Patterson (6-1 Sr. F)	11.2*
Larry Davenport (6-2 Jr. F)	5.0*

Year-by-Year Results

1954-55 (11-10) | Big Seven (5-7, 5th)

KU Rnk	Opponent	Location	W/L	Score
D6	- LSU	Lawrence	W	85-58
D14	- Tulsa	Lawrence	W	73-66
D17	- Rice	Lawrence	W	77-67
D18	- Rice	Lawrence	W	100-72
D28 #16	Iowa State	Kansas City, Mo.	L	81-82
D30 #16	California	Kansas City, Mo.	L	62-65
D31 #16	Nebraska	Kansas City, Mo.	W	69-66
J4	- #9 Missouri	Lawrence	L	65-76
J10	- Colorado	Lawrence	L	54-65
J15	- Nebraska	Lincoln, Neb.	L	62-66
J17	- Iowa State	Ames, Iowa	W	73-72
F8	- Iowa State	Lawrence	L	59-77
F12	- Kansas State	Manhattan, Kan.	W	78-68
F14	- Oklahoma State	Lawrence	W	50-42
F16	- Oklahoma	Norman, Okla.	W	87-75
F19	- Nebraska	Lawrence	L	55-66
F22	- Colorado	Boulder, Colo.	L	69-80
F27	- Oklahoma State	Stillwater, Okla.	L	49-63
M1	- † Kansas State	Lawrence	W	77-67
M5	- Missouri	Columbia, Mo.	L	71-90
M8	- Oklahoma	Lawrence	W	71-67

† First game played in Allen Fieldhouse

Leading Scorers

Dallas Dobbs (5-11 Jr. G)	15.9*
Gene Elstun (6-3 So. F)	14.2*
Bill Brainard (6-3 Jr. F)	10.6*
Lew Johnson (6-6 So. C)	10.0*
John Parker (5-11 So. G)	5.0*

1955-56 (14-9) | Big Seven (6-6, 5th)

KU Rnk	Opponent	Location	W/L	Score
D5	- Northwestern	Lawrence	W	91-70
D7	- Wichita	Wichita, Kan.	W	56-55
D10	- Wisconsin	Madison, Wis.	W	74-66
D17 #18	SMU	Dallas, Texas	L	61-81
D19 #18	Rice	Houston, Texas	L	66-75
D21	- SMU	Lawrence	W	62-58
D28	- Cornell	Kansas City, Mo.	W	75-58
D29	- Missouri	Kansas City, Mo.	W	73-56
D30	- Iowa State	Kansas City, Mo.	L	56-67
J4	- Oklahoma State	Stillwater, Okla.	W	65-62
J7	- Oklahoma	Lawrence	W	77-65
J9	- Missouri	Columbia, Mo.	L	54-76
J14	- Kansas State	Manhattan, Kan.	W	91-86
J16	- #15 Iowa State	Lawrence	W	68-63
J31	- Oklahoma State	Lawrence	W	56-55
F4	- Iowa State	Ames, Iowa	L	63-79
F6	- Missouri	Lawrence	L	78-85
F11	- Nebraska	Lawrence	W	80-56
F17	- Oklahoma	Norman, Okla.	L	68-69
F25	- Nebraska	Lincoln, Neb.	W	60-56
M2	- Colorado	Lawrence	W	54-44

M6	- Kansas State	Lawrence	L	68-79
M10	- Colorado	Boulder, Colo.	L	67-75

Leading Scorers

Dallas Dobbs (5-11 Sr. G)	16.0*
Maurice King (6-2 Jr. F)	14.0*
Gene Elstun (6-3 Jr. F)	12.8*
Lew Johnson (6-6 Jr. C)	10.3*
Ron Johnston (6-1 Jr. G)	5.5*

DICK HARP

8 SEASONS, 1956-64
121-82, .596



1956-57 (24-3) | Big Seven (11-1, 1st) NCAA Tournament Final Four (Runner-Up) Ranked #2 (AP), #2 (UPI)

KU Rnk	Opponent	Location	W/L	Score
D3	- Northwestern	Lawrence	W	87-69
D8	- Marquette	Lawrence	W	78-61
D14 #1	Washington	Seattle, Wash.	W	77-63
D15 #1	Washington	Seattle, Wash.	W	92-78
D18 #1	California	Berkeley, Calif.	W	66-56
D22 #1	Wisconsin	Lawrence	W	83-62
D26 #1	Iowa State	Kansas City, Mo.	W	58-57
D28 #1	Oklahoma	Kansas City, Mo.	W	74-56
D29 #1	Colorado	Kansas City, Mo.	W	80-54
J5 #1	Missouri	Lawrence	W	92-79
J7 #1	Oklahoma	Norman, Okla.	W	59-51
J12 #1	Kansas State	Lawrence	W	51-45
J14 #1	Iowa State	Ames, Iowa	L	37-39
F2 #2	Iowa State	Lawrence	W	75-64
F9 #2	Nebraska	Lincoln, Neb.	W	69-54
F12 #2	Oklahoma State	Lawrence	W	62-52
F16 #2	Missouri	Columbia, Mo.	W	91-58
F18 #2	Oklahoma	Lawrence	W	76-56
J12 #2	Oklahoma State	Stillwater, Okla.	L	54-56
F23 #2	Nebraska	Lawrence	W	87-60
M2 #2	Colorado	Boulder, Colo.	W	68-57
M6 #2	Kansas State	Manhattan, Kan.	W	64-57
M9 #2	Colorado	Lawrence	W	78-63
NCAA Tournament (Midwest Region)				
M15 #2	#4 SMU	Dallas, Texas	W OT	73-65
M16 #2	#9 Oklahoma City	Dallas, Texas	W	81-61
NCAA Tournament (Final Four)				
M22 #2	San Francisco	Kansas City, Mo.	W	80-56
M23 #2	#1 North Carolina	Kansas City, Mo.	L 3OT	53-54

Leading Scorers

Wilt Chamberlain (7-0 So. C)	29.6*
Gene Elstun (6-3 Sr. F)	11.3*
Maurice King (6-2 Sr. G)	9.7*
Ron Loneski (6-4 So. F)	9.5*
John Parker (6-0 Sr. G)	5.5*

1957-58 (18-5) | Big Seven (8-4, T-2nd) Ranked #7 (AP), #8 (UPI)

KU Rnk	Opponent	Location	W/L	Score
D2	- Oklahoma State	Stillwater, Okla.	W	63-56
D4	- Canisius	Lawrence	W	66-46
D7	- Northwestern	Evanston, Ill.	W	71-65
D9	- Marquette	Milwaukee, Wis.	W	82-62
D14 #2	St. Joseph's	Philadelphia, Pa.	W	66-54
D20 #2	Washington	Lawrence	W	77-59
D21 #2	California	Manhattan, Kan.	W	58-52
D26 #2	Oklahoma	Kansas City, Mo.	W	68-50
D28 #2	#20 Iowa State	Kansas City, Mo.	W	55-48
D30 #2	#3 Kansas State	Kansas City, Mo.	W	79-65
J2 #2	#14 Oklahoma State	Lawrence	L OT	50-52
J7 #2	Oklahoma	Norman, Okla.	L	62-64
J13 #2	Colorado	Lawrence	W	67-46
J18 #3	Missouri	Columbia, Mo.	W	68-54
F3 #2	#3 Kansas State	Lawrence	L 2OT	75-79
F8 #2	Nebraska	Lawrence	W	104-46
F10 #2	Colorado	Boulder, Colo.	W	60-51
F15 #4	Iowa State	Lawrence	W	90-61
F17 #4	Missouri	Lawrence	W	84-69
F22 #4	Nebraska	Lincoln, Neb.	L	41-43
F24 #4	Iowa State	Ames, Iowa	L	42-48
F28 #7	Oklahoma	Lawrence	W OT	60-59
M8 #10	#1 Kansas State	Manhattan, Kan.	W	61-44

Leading Scorers

Wilt Chamberlain (7-0 Jr. C)	30.1*
Ron Loneski (6-4 Jr. F)	13.5*
Bob Billings (5-11 Jr. G)	8.7*
Bob Hickman (6-1 So. G)	5.2*
Al Donaghue (6-4 So. F)	5.0*

1958-59 (11-14) | Big Eight (8-6, T-3rd)

KU Rnk	Opponent	Location	W/L	Score
D1	- Rice	Lawrence	W	65-49
D6	- Canisius	Buffalo, N.Y.	W	75-54
D8	- Denver	Lawrence	L	60-73
D12 #7	UCLA	Los Angeles, Calif.	L	61-72
D13 #7	USC	Los Angeles, Calif.	L	55-68
D19	- #14 St. Joseph's	Manhattan, Kan.	L OT	65-67
D20	- #4 North Carolina State	Lawrence	L	63-66
D27	- Colorado	Kansas City, Mo.	L	52-63
D29	- Oklahoma State	Kansas City, Mo.	L	48-59
D30	- Missouri	Kansas City, Mo.	W	84-73
J5	- Oklahoma State	Lawrence	W	58-49
J10	- Missouri	Columbia, Mo.	W	69-62
J12	- Iowa State	Ames, Iowa	W	69-4
J17	- Oklahoma	Norman, Okla.	L	38-45
J31	- Colorado	Lawrence	L	64-66
F4	- Oklahoma	Lawrence	W	71-44
F7	- Louisville	Louisville, Ky.	L	74-82
F11	- #3 Kansas State	Manhattan, Kan.	L	72-82
F14	- Nebraska	Lincoln, Neb.	W	63-55
F16	- Colorado	Boulder, Colo.	L	53-65
F21	- Nebraska	Lawrence	W	66-50
F23	- Missouri	Lawrence	W	85-81
F27	- #2 Kansas State	Lawrence	L	77-87
M3	- Iowa State	Lawrence	L	62-67
M10	- Oklahoma State	Stillwater, Okla.	W	63-55

Leading Scorers

Ron Loneski (6-4 Sr. F)	19.0*
Bill Bridges (6-5 So. C)	12.3*
Al Donaghue (6-4 Jr. F)	10.6*
Bob Billings (5-11 Sr. G)	6.0*
Bob Hickman (6-2 Jr. G)	5.1*



1956-57 FINAL FOUR

24-3 | BIG SEVEN CHAMPIONS | NCAA MIDWEST REGION CHAMPIONS

Front row (left to right): Jack Eskridge (assistant coach), Blaine Hollinger, Larry Kelley, Joe Ensley, Bob Billings, John Parker, Jerry Waugh (assistant coach).
Second row (left to right): Ron Loneski, Lee Green, Gary Mowry, Wilt Chamberlain, Lew Johnson, Dick Keith, Monte Johnson. Back row (left to right): Dick Harp (head coach), Harry Jett, John Cleland, Gene Elstun, Gary Thompson, Lynn Kindred, Eddie Dater, Maurice King, Ron Johnston, Dean Nesmith (trainer).

Year-by-Year Results

1959-60 (19-9) | Big Eight (10-4, T-1st) NCAA Tournament (Regional Finals)

Table with columns: KU Rnk, Opponent, Location, W/L, Score. Lists games from 1959-60 season including opponents like Northwestern, Texas Tech, North Carolina, etc.

Big Eight Playoff

Table with 1 row: M9 - Kansas State vs Manhattan, Kan. W OT. 84-82

NCAA Tournament (Midwest Region)

Table with 2 rows: M11 - Texas vs Manhattan, Kan. W 90-81; M12 - #1 Cincinnati vs Manhattan, Kan. L 71-82

Leading Scorers

Table with 1 column: Player Name and 1 column: Points. Wayne Hightower (6-8 Sr. F) 21.8*, Bill Bridges (6-5 Jr. C) 11.4*

1960-61 (17-8) | Big Eight (10-4, T-2ND)

Table with columns: KU Rnk, Opponent, Location, W/L, Score. Lists games from 1960-61 season including opponents like Northwestern, Texas Tech, Saint John's, etc.

Leading Scorers

Table with 1 column: Player Name and 1 column: Points. Wayne Hightower (6-8 Jr. F) 20.7*, Bill Bridges (6-5 Sr. C) 16.1*

1961-62 (7-18) | Big Eight (3-11, T-7th)

Table with columns: KU Rnk, Opponent, Location, W/L, Score. Lists games from 1961-62 season including opponents like Arkansas, St. Louis, USC, etc.

Leading Scorers

Table with 1 column: Player Name and 1 column: Points. Jerry Gardner (5-11 Sr. G) 20.7*, Nolen Ellison (6-1 Jr. G) 18.1*

1962-63 (12-13) | Big Eight (5-9, T-6th)

Table with columns: KU Rnk, Opponent, Location, W/L, Score. Lists games from 1962-63 season including opponents like Montana, Arkansas, Michigan State, etc.

Leading Scorers

Table with 1 column: Player Name and 1 column: Points. George Unseld (6-7 So. C) 17.2*, Nolen Ellison (6-1 Sr. G) 15.8*

1963-64 (13-12) | Big Eight (8-6, 3rd)

Table with columns: KU Rnk, Opponent, Location, W/L, Score. Lists games from 1963-64 season including opponents like Arkansas, Texas Tech, USC, etc.

Table with columns: KU Rnk, Opponent, Location, W/L, Score. Lists games from 1964-65 season including opponents like Stanford, Colorado, Oklahoma State, etc.

Leading Scorers

Table with 1 column: Player Name and 1 column: Points. George Unseld (6-7 Jr. F) 18.4*, Walt Wesley (6-11 So. C) 10.5

TED OWENS

19 SEASONS, 1964-83 348-182, .657



1964-65 (17-8) | Big Eight (9-5, 2ND)

Table with columns: KU Rnk, Opponent, Location, W/L, Score. Lists games from 1964-65 season including opponents like Arkansas, New Mexico, Northwestern, etc.

Leading Scorers

Table with 1 column: Player Name and 1 column: Points. Walt Wesley (6-11 Jr. C) 23.5*, Al Lopes (6-5 Jr. G) 11.7*

1965-66 (23-4) | Big Eight (13-1, 1st) NCAA Tournament (Regional Finals) Ranked #4 (AP), #4 (UPI)

Table with columns: KU Rnk, Opponent, Location, W/L, Score. Lists games from 1965-66 season including opponents like Arkansas, Texas Tech, New Mexico State, etc.

Year-by-Year Results



23-4 | BIG EIGHT CHAMPIONS

Standing (left to right): Dean Nesmith (trainer), Ted Owens (Head Coach), Fred Chana, Patrick Davis, Walt Wesley, Steve Renko, Robert Wilson, Phil Harmon, Bob Mulcahy (asst. coach), Sam Miranda (asst. coach). Seated (left to right): Al Lopes, Del Lewis, David Brill, Rodger Bohnenstiel, Riney Lochmann, George Unseld, Jo Jo White, ???, Buddy Vance.

D18	#4	USC	Los Angeles, Calif.	L	69-81
D23	-	Ohio State	Columbus, Ohio	W	81-68
D28	-	Kansas State	Kansas City, Mo.	W	69-63
D29	-	Iowa State	Kansas City, Mo.	W	73-66
D30	-	Nebraska	Kansas City, Mo.	W	71-61
J3	-	Colorado	Boulder, Colo.	W	69-55
J8	-	Iowa State	Lawrence	W	82-65
J10	-	Oklahoma	Lawrence	W	89-68
J15	#10	Iowa State	Ames, Iowa	W	49-47
J18	#6	Nebraska	Lincoln, Neb.	L	75-83
J22	#6	Kansas State	Lawrence	W	69-61
F5	#7	Missouri	Columbia, Mo.	W	77-54
F12	#7	Oklahoma State	Lawrence	W	59-38
F15	#7	Missouri	Lawrence	W	98-54
F19	#7	Oklahoma State	Stillwater, Okla.	W	80-47
F21	#7	Oklahoma	Norman, Okla.	W	86-69
F26	#6	#8 Nebraska	Lawrence	W	110-73
M5	#6	Kansas State	Manhattan, Kan.	W	68-55
M7	#6	Colorado	Lawrence	W	85-65

NCAA Tournament (Midwest Region)

M11	#4	SMU	Lubbock, Texas	W	76-70
M12	#4	#3 UTEP	Lubbock, Texas	L	2OT 80-81

Leading Scorers

Walt Wesley	(6-11 Sr. C)	20.7*
Al Lopes	(6-5 Sr. G)	12.4*
Jo Jo White	(6-3 Fr. G)	11.3*
Del Lewis	(6-1 Sr. G)	10.9*
Ron Franz	(6-7 Jr. F)	9.6*

1966-67 (23-4) | Big Eight (13-1, 1st)

NCAA Tournament Ranked #3 (AP), #4 (UPI)

KU Rnk	Opponent	Location	W/L	Score
D1	-	Arkansas	Fayetteville, Ark.	W 73-57
D3	-	Xavier	Lawrence	W 100-52
D5	-	Ohio State	Lawrence	W 94-70
D9	-	Florida State	Manhattan, Kan.	W 62-48
D10	-	Baylor	Lawrence	W 68-56
D13	-	Pacific	Lawrence	W 70-54
D17	-	Texas-El Paso	Chicago, Ill.	L OT 67-71
D19	-	St. John's	New York, N.Y.	L 44-68
D28	-	Colorado	Kansas City, Mo.	W 72-54
D29	-	Oklahoma	Kansas City, Mo.	W 86-73
D30	-	Iowa State	Kansas City, Mo.	W 63-57
J7	#9	Oklahoma	Lawrence	W 97-73
J14	#8	Missouri	Columbia, Mo.	W 70-60
J17	#7	Colorado	Boulder, Colo.	L 59-62
J21	#7	Iowa State	Lawrence	W 73-65
F4	#7	Iowa State	Ames, Iowa	W 68-50
F7	#7	Nebraska	Lawrence	W 84-58
F11	#7	Kansas State	Manhattan, Kan.	W 60-55
F13	#7	Oklahoma State	Lawrence	W 52-39
F18	#6	Oklahoma	Norman, Okla.	W 82-74
F20	#6	Oklahoma State	Stillwater, Okla.	W 60-50
F25	#4	Missouri	Lawrence	W 90-55
M4	#4	Nebraska	Lincoln, Neb.	W 64-57

M6	#4	Colorado	Lawrence	W	66-59
M11	#3	Kansas State	Lawrence	W	74-56

NCAA Tournament (Midwest Region)

M17	#3	#7 Houston	Lawrence	L	53-66
M18	#3	#2 Louisville*	Lawrence	W	70-68

* consolation game

Leading Scorers

Rodger Bohnenstiel	(6-6 Jr. F)	16.4*
Jo Jo White	(6-3 So. G)	14.8*
Ron Franz	(6-7 Sr. F)	12.4*
Vernon Vanoy	(6-8 So. C)	8.3*
Phil Harmon	(6-4 So. G)	6.3*

1967-68 (22-8) | Big Eight (10-4, 2nd) NIT (Runner-Up)

KU Rnk	Opponent	Location	W/L	Score
D2	#5	Utah State	Lawrence	W 84-55
D6	#4	#3 Louisville	Lawrence	L 51-57
D9	#4	Loyola (Ill.)	Chicago, Ill.	L 73-83
D15	-	Cincinnati	Lawrence	W 67-61
D16	-	Texas A&M	Manhattan, Kan.	W 78-52
D18	-	Stanford	Lawrence	W 72-54
D21	-	Louisville	Louisville, Ky.	W 2OT 84-76
D23	-	St. Louis	St. Louis, Mo.	W 68-64
D28	-	Oklahoma State	Kansas City, Mo.	L 67-79
D29	-	Oklahoma	Kansas City, Mo.	W 73-57
D30	-	Missouri	Kansas City, Mo.	W 63-47
J6	-	Colorado	Lawrence	W 66-50
J8	-	Iowa State	Ames, Iowa	W 68-67
J13	-	Portland	Lawrence	W 80-37
J15	-	Missouri	Lawrence	L 66-67
J20	-	Kansas State	Manhattan, Kan.	L 56-71
F3	-	Oklahoma	Lawrence	W 72-70
F5	-	Oklahoma State	Lawrence	W 52-50
F10	-	Colorado	Boulder, Colo.	W 75-72
F17	-	Nebraska	Lawrence	W 71-60
F20	-	Missouri	Columbia, Mo.	W 74-65
F24	-	Kansas State	Lawrence	L OT 61-64
F27	-	Nebraska	Lincoln, Neb.	L 69-76
M2	-	Oklahoma State	Stillwater, Okla.	W 70-58
M4	-	Oklahoma	Norman, Okla.	W OT 85-80
M9	-	Iowa State	Lawrence	W 91-58

National Invitation Tournament (NIT)

M15	-	Temple	New York, N.Y.	W	82-76
M18	-	Villanova	New York, N.Y.	W	55-49
M21	-	St. Peter's	New York, N.Y.	W	58-46

NIT Final

M23	-	Dayton	New York, N.Y.	L	48-61
-----	---	--------	----------------	---	-------

Leading Scorers

Jo Jo White	(6-3 Jr. G)	15.3*
Rodger Bohnenstiel	(6-6 Sr. F)	13.7*
Dave Nash	(6-10 Jr. C)	10.0*
Phil Harmon	(6-4 Jr. G)	8.1*
Bruce Sloan	(6-5 Jr. F)	7.6*

1968-69 (20-7) | Big Eight (9-5, T-2nd)

NIT Tournament

Ranked #19 (AP), #18 (UPI)

KU Rnk	Opponent	Location	W/L	Score	
N30	#5	St. Louis	Lawrence	W	88-65
D3	#4	Wisconsin	Madison, Wis.	L	62-67
D7	#4	Loyola (Ill.)	Lawrence	W	93-61
D9	#4	Xavier	Lawrence	W	79-56
D13	#11	Creighton	Manhattan, Kan.	W	78-65
D14	#11	Syracuse	Lawrence	W	71-41
D16	#11	Murray State	Lawrence	W	72-59
D20	#11	Utah State	Logan, Utah	W	67-61
D21	#11	Stanford	Palo Alto, Calif.	W	76-67
D26	#8	Nebraska	Kansas City, Mo.	W	82-56
D28	#8	Colorado	Kansas City, Mo.	W	65-55
D30	#8	Oklahoma State	Kansas City, Mo.	W	56-45
J4	#5	Nebraska	Lincoln, Neb.	W	56-52
J6	#5	Iowa State	Lawrence	W	94-61
J11	#5	Missouri	Columbia, Mo.	L	46-47
J13	#5	Iowa State	Ames, Iowa	L	2OT 72-78
J18	#10	Kansas State	Manhattan, Kan.	W	73-67
F1	#15	#17 Colorado	Lawrence	W	80-70
F3	#15	Oklahoma State	Lawrence	W	64-48
F8	#13	Oklahoma	Norman, Okla.	W	66-59
F10	#13	Oklahoma State	Stillwater, Okla.	W	45-41
F15	#12	Missouri	Lawrence	L	55-56
F22	#16	Nebraska	Lawrence	W	79-73
F24	#16	Oklahoma	Lawrence	W	83-58
M1	#13	Colorado	Boulder, Colo.	L	67-75
M8	#19	Kansas State	Lawrence	L	57-64

National Invitation Tournament (NIT)

M16	#19	#16 Boston College	New York, N.Y.	L	62-78
-----	-----	--------------------	----------------	---	-------

Leading Scorers

Dave Robisch	(6-10 So. C)	18.1*
Jo Jo White	(6-3 Sr. G)	18.1*
Bruce Sloan	(6-5 Sr. F)	7.0*
Rich Bradshaw	(6-3 Jr. G)	6.9*
Pierre Russell	(6-3 So. F)	6.5*

1969-70 (17-9) | Big Eight (8-6, 2nd)

KU Rnk	Opponent	Location	W/L	Score	
D1	-	Marshall	Lawrence	W	96-80
D6	-	#2 Kentucky	Lexington, Ky.	L	85-115
D8	-	Wisconsin	Lawrence	W	76-60
D13	-	Loyola (Ill.)	Chicago, Ill.	W	72-71
D15	-	#10 Notre Dame	South Bend, Ind.	W	75-63
D19	-	SMU	Lawrence	W	89-77
D20	-	Western Kentucky	Lawrence	W	104-81
D26	#16	Oklahoma	Kansas City, Mo.	L	OT 64-68
D29	#16	Oklahoma State	Kansas City, Mo.	W	72-56
D30	-	Nebraska	Kansas City, Mo.	L	73-78
J5	-	Missouri	Columbia, Mo.	L	53-56
J10	-	Iowa State	Lawrence	W	82-62
J17	-	Murray State	Lawrence	W	64-62
J24	-	Valparaiso	Lawrence	W	74-58
J26	-	Iowa State	Ames, Iowa	L	OT 89-91
J31	-	Colorado	Lawrence	W	75-73
F2	-	Oklahoma	Lawrence	W	78-41
F9	-	Nebraska	Lincoln	L	73-84
F9	-	Oklahoma State	Lawrence	W	69-58
F14	-	Kansas State	Manhattan, Kan.	L	68-71
F17	-	Nebraska	Lawrence	W	100-87
F21	-	Colorado	Boulder, Colo.	L	73-81
F23	-	Missouri	Lawrence	W	63-45
F28	-	Oklahoma State	Stillwater, Okla.	W	78-58
M2	-	Oklahoma	Norman, Okla.	L	77-82
M7	-	#16 Kansas State	Lawrence	W	82-79

Leading Scorers

Dave Robisch	(6-10 Jr. C)	26.5*
Pierre Russell	(6-3 Jr. F)	13.4*
Bud Stallworth	(6-5 So. F)	12.7*
Bob Kivisto	(6-1 So. G)	6.7*
Roger Brown	(6-10 Jr. C)	5.8*

2023-24 KANSAS BASKETBALL Year-by-Year Results



1970-71 FINAL FOUR

27-3 | BIG EIGHT CHAMPIONS | NCAA MIDWEST REGION CHAMPIONS

Standing (left to right): Dean Nesmith (trainer), Ted Owens (Head Coach), Neal Mask, Randy Canfield, Roger Brown, Dave Robisch, Greg Douglas, Gale Catlett (asst. coach), Sam Miranda (asst. coach), Seated (left to right): Bob Kivisto, Mark Mathews, Bud Stallworth, Pierre Russell, Jerry House, Aubrey Nash, Mark Williams. In front: Kim Blocher (manager).

1970-71 (27-3) | Big Eight (14-0, 1st) NCAA Tournament | Final Four Ranked #4 (AP), #4 (UPI)

KU Rnk	Opponent	Location	W/L	Score
D1	#14	#18 Long Beach State	W	69-52
D5	#14	Eastern Kentucky	W	79-65
D7	#14	South Dakota State	W	95-59
D12	#11	Loyola (Ill.)	W	94-62
D18	#12	Saint Joseph's	W	80-65
D19	#12	Houston	W	89-73
D21	#12	Louisville	L	75-87
D26	#8	Missouri	W	96-63
D29	#12	Iowa State	W OT	59-56
D30	#12	Nebraska	W	72-52
J12	#8	Georgia Tech	W	84-71
J16	#8	Oklahoma City	W	101-77
J18	#8	Iowa State	W	83-57
J23	#5	Oklahoma State	W	90-55
J30	#5	Iowa State	W	95-72
F1	#5	Kansas State	W	79-74
F6	#5	Nebraska	W	81-67
F8	#5	Colorado	W	91-67
F13	#5	Oklahoma State	W	63-50
F15	#5	Oklahoma	W	71-68
F20	#5	Missouri	W	85-66
F23	#5	Kansas State	W	61-48
F27	#5	Colorado	W	66-65
M6	#4	Oklahoma	W OT	54-52
M8	#4	Missouri	W OT	71-69
M13	#5	Nebraska	W	59-54

NCAA Tournament (Midwest Region)

M18	#4	Houston	W	78-77
M20	#4	#18 Drake	W	73-71

NCAA Tournament (Final Four)

M25	#4	#1 UCLA	L	60-68
M27	#4	#7 Western Kentucky	L	75-77

* consolation game

Leading Scorers

Dave Robisch (6-10 Sr. F)	19.2*
Bud Stallworth (6-5 Jr. G)	16.9*
Roger Brown (6-10 Sr. C)	11.2*
Pierre Russell (6-4 Sr. F)	10.3*
Aubrey Nash (6-1 Jr. G)	6.6*

1971-72 (11-15) | Big Eight (7-7, T-4th)

KU Rnk	Opponent	Location	W/L	Score
D1	#14	Xavier	W	75-57
D4	#14	#10 Kentucky	L	69-79
D6	#14	Indiana	L	56-59
D8	-	Notre Dame	W	88-72
D11	-	#16 Louisville	L	65-74
D17	-	#6 Brigham Young	W	83-67
D18	-	#10 USC	L	77-87
D28	-	Iowa State	L	88-91
D29	-	Oklahoma	L	69-97
D30	-	Oklahoma State	L	65-66
J3	-	Iowa	L	68-81
J15	-	Oklahoma State	W	85-58
J17	-	Kansas State	W 2OT	66-63

J22	-	Colorado	L	69-74
J24	-	Iowa State	W	74-71
J29	-	Nebraska	W OT	57-77
F1	-	Missouri	L	60-64
F5	-	Iowa State	L	83-84
F7	-	Georgia Tech	W	93-65
F12	-	Oklahoma	W	77-74
F15	-	Kansas State	L	66-78
F19	-	Nebraska	L	78-99
F21	-	Colorado	W	71-59
F26	-	#14 Missouri	W	93-80
M4	-	Oklahoma State	L	72-76
M6	-	Oklahoma	L 2OT	82-84

Leading Scorers

Bud Stallworth (6-5 Sr. F)	25.3*
Tom Kivisto (6-3 So. G)	8.9*
Randy Canfield (6-9 Jr. C)	7.6*
Aubrey Nash (6-1 Sr. G)	6.7*
Wilson Barrow (6-6 Jr. F)	6.4*

1972-73 (8-18) | Big Eight (4-10, T-6th)

KU Rnk	Opponent	Location	W/L	Score
D2	-	Vanderbilt	L	64-72
D5	-	Indiana	L	55-72
D7	-	Murray State	W	69-63
D9	-	Iowa	L	56-69
D11	-	Xavier	W	61-54
D15	-	Texas Tech	W	67-51
D16	-	San Francisco	W	60-58
D23	-	Kentucky	L	71-77
D28	-	#16 Kansas State	L	70-91
D29	-	Nebraska	L	72-74
D30	-	Colorado	L	68-71
J7	-	Notre Dame	OT	64-66
J13	-	Colorado	W	67-58
J20	-	#8 Missouri	L	72-75
J23	-	#18 Kansas State	L	68-77
J27	-	Iowa State	W	90-78
F3	-	Oklahoma	W	76-69

F10	-	Nebraska	L	46-59
F13	-	#15 Kansas State	L	66-67
F17	-	Oklahoma State	W	75-66
F19	-	Colorado	L	66-72
F24	-	Nebraska	L	59-62
F27	-	Missouri	L	63-79
M3	-	Oklahoma	L	58-60
M5	-	Oklahoma State	L	87-94
M10	-	Iowa State	L	65-89

Leading Scorers

Rick Suttle (6-9 So. F)	16.3*
Dale Greenlee (6-2 So. G)	9.0*
Tom Kivisto (6-2 Jr. G)	8.6*
Danny Knight (6-10 So. C)	8.8*
Tommie Smith (6-4 So. F)	7.2*

1973-74 (23-7) | Big Eight (13-1, 1st) NCAA Tournament | Final Four Ranked #7 (AP), #10 (UPI)

KU Rnk	Opponent	Location	W/L	Score
D1	#13	Murray State	W	103-71
D3	#13	#10 Kentucky	W	71-63
D5	-	#3 Indiana	L	59-72
D8	-	Northern Iowa	W	94-60
D14	-	Washington State	W	66-51
D15	-	Oregon	W	67-49
D22	-	#17 Vanderbilt	L	72-83
D26	-	Colorado	L	71-73
D28	-	Oklahoma	W	82-72
D29	-	Nebraska	W	75-66
J2	-	Iowa	W	72-71
J12	-	Nebraska	W	79-64
J15	-	Iowa State	W	73-69
J19	-	Oklahoma State	W	68-66
J22	-	#1 Notre Dame	L	74-76
J25	-	Oklahoma	W	82-79
J29	#18	Missouri	W	80-67
F4	#18	Colorado	W	81-66
F9	#17	Oklahoma State	W	80-71
F13	#16	Kansas State	L	71-74
F16	#16	Iowa State	W	72-57
F18	#16	Oklahoma	W	98-80
F26	#15	Nebraska	W	51-46
M2	#15	Colorado	W	70-68
M6	#15	Kansas State	W	60-55
M9	#15	Missouri	W	112-76

NCAA Tournament (Midwest Region)

M14	#14	#19 Creighton	W	55-54
M16	#14	Oral Roberts	OT	93-90

NCAA Tournament (Final Four)

M23	#6	#3 Marquette	L	51-64
M25	#6	#2 UCLA	L	61-78

* consolation game

Leading Scorers

Danny Knight (6-10 Jr. C)	12.4*
Roger Morningstar (6-6 Jr. F)	12.3*
Dale Greenlee (6-2 Jr. G)	11.8*
Norm Cook (6-8 Fr. F)	11.4*
Rick Suttle (6-10 Jr. C)	11.3



1973-74 FINAL FOUR

23-7 | BIG EIGHT CHAMPIONS | NCAA MIDWEST REGION CHAMPIONS

Year-by-Year Results

1974-75 (19-8) | Big Eight (11-3, 1st) NCAA Tournament

KU Rnk	Opponent	Location	W/L	Score
N30 #6	NE Missouri State	Lawrence	W	65-50
D2 #6	Augustana (S.D.)	Lawrence	W	85-50
D4 #7	#3 Indiana	Lawrence	L OT	70-74
D7 #7	Iowa	Lawrence	W	89-54
D9 #7	#13 Notre Dame	South Bend, Ind.	L	59-75
D13 #9	Fordham	Lawrence	W	78-74
D14 #9	Washington	Lawrence	L	64-74
D23 #18	#20 Kentucky	Louisville, Ky.	L	63-100
D26 -	Oklahoma State	Kansas City, Mo.	W	88-68
D28 -	Nebraska	Kansas City, Mo.	W	63-62
D30 -	Iowa State	Kansas City, Mo.	W	76-75
J6 -	St. Louis	St. Louis, Mo.	W	79-72
J18 -	Missouri	Lawrence	W	91-86
J22 #18	Iowa State	Ames, Iowa	L	81-96
J25 #18	Oklahoma State	Lawrence	W	71-60
J29 #20	Colorado	Lawrence	W	81-59
F1 #20	Kansas State	Manhattan, Kan.	L	56-66
F5 -	Nebraska	Lawrence	W	72-44
F8 -	Oklahoma	Norman, Okla.	W	69-54
F12 -	Iowa State	Lawrence	W	76-62
F15 -	Oklahoma State	Stillwater, Okla.	W	59-57
F19 -	Missouri	Columbia, Mo.	L	72-87
F22 -	Kansas State	Lawrence	W	91-53
M1 -	Colorado	Boulder, Colo.	W	78-76
M5 -	Nebraska	Lincoln, Neb.	W 2OT	79-77
M8 -	Oklahoma	Lawrence	W	74-63
NCAA Tournament (Midwest Region)				
M15 -	#9 Notre Dame	Tulsa, Okla.	L	71-77

Leading Scorers

Rick Suttle (6-10 Sr. C)	14.6*
Roger Morningstar (6-6 Sr. F)	11.1*
Norm Cook (6-8 So. F)	10.3*
Dale Greenlee (6-3 Sr. G)	9.3*
Danny Knight (6-10 Sr. C)	8.5

1975-76 (13-13) | Big Eight (6-8, T-4th) NCAA Tournament

KU Rnk	Opponent	Location	W/L	Score
N29 -	Murray State	Lawrence	W	72-56
D2 -	SMU	Dallas, Texas	L	66-75
D6 -	Saint Louis	Lawrence	W	70-64
D8 -	#9 Notre Dame	Lawrence	L	64-72
D11 -	Boise State	Lawrence	W	61-56
D13 -	#14 Kentucky	Lawrence	L	48-54
D19 -	Yale	Lawrence	W	63-54
D20 -	LaSalle	Lawrence	W	74-73
D27 -	Nebraska	Kansas City, Mo.	W	69-66
D29 -	Colorado	Kansas City, Mo.	W	70-50
D30 -	Missouri	Kansas City, Mo.	L	69-79
J8 -	Oral Roberts	Tulsa, Okla.	L	70-73
J17 -	#20 Missouri	Columbia, Mo.	L	69-99
J20 -	Iowa State	Lawrence	W	68-60
J24 -	Oklahoma State	Stillwater, Okla.	L	59-63
J28 -	Colorado	Boulder, Colo.	W	51-50
J31 -	Kansas State	Lawrence	W	62-57
F4 -	Nebraska	Lincoln, Neb.	L	54-57
F7 -	Oklahoma	Lawrence	L	63-64
F11 -	Iowa State	Ames, Iowa	W	61-53
F14 -	Oklahoma State	Lawrence	W	70-60
F18 -	#14 Missouri	Lawrence	L	60-61
F21 -	Kansas State	Manhattan, Kan.	L	54-69
F28 -	Colorado	Lawrence	L	66-68
M3 -	Nebraska	Lawrence	L	58-62
M6 -	Oklahoma	Norman, Okla.	W	55-50

Leading Scorers

Norm Cook (6-8 Jr. F)	14.8*
Clint Johnson (6-2 So. G)	11.0*
Herb Nobles (6-7 Jr. F)	10.8
Ken Koenigs (6-10 So. F)	10.7*
Paul Mokeski (7-1 Fr. C)	10.6*

1976-77 (18-10) | Big Eight (8-6, 4th) NCAA Tournament

KU Rnk	Opponent	Location	W/L	Score
N27 -	Montana State	Lawrence	W	104-47
D1 -	Murray State	Lawrence	W	81-66
D4 -	Central Mo. State	Lawrence	W	74-52
D6 -	Oral Roberts	Lawrence	W	79-69
D9 -	Fordham	New York, N.Y.	W	57-48
D11 -	#4 Kentucky	Lexington, Ky.	L	63-90
D17 -	Mankato State	Lawrence	W	87-74
D18 -	#19 Arkansas	Lawrence	L	63-67
D20 -	Saint Louis	St. Louis, Mo.	W 2OT	69-68
D28 -	Oklahoma	Kansas City, Mo.	W OT	74-70
D29 -	Kansas State	Kansas City, Mo.	W	81-64
D30 -	Missouri	Kansas City, Mo.	L	65-69
J8 -	Missouri	Lawrence	W	77-72
J12 -	Oklahoma State	Lawrence	W	62-60
J15 -	Oklahoma	Norman, Okla.	L	67-71
J18 -	Iowa State	Lawrence	W	73-62
J22 -	Kansas State	Manhattan, Kan.	L	65-80
J26 -	Nebraska	Lincoln, Neb.	L	57-60
J29 -	Colorado	Lawrence	W	79-70
F2 -	Oklahoma State	Stillwater, Okla.	W	60-58
F5 -	Oklahoma	Lawrence	W	91-81
F9 -	Missouri	Columbia, Mo.	L	79-87
F12 -	Kansas State	Lawrence	L	83-86
F16 -	Iowa State	Ames, Iowa	W OT	91-89
F19 -	Nebraska	Lawrence	W	74-66
F23 -	Colorado	Boulder, Colo.	L	49-58
Big Eight Conference Championship				
F26 -	Nebraska	Lawrence	W	61-58
M3 -	Kansas State	Kansas City, Mo.	L	67-80

Leading Scorers

John Douglas (6-2 Jr. G)	19.2*
Herb Nobles (6-7 Sr. F)	14.8*
Ken Koenigs (6-10 Jr. F)	10.9*
Clint Johnson (6-2 Jr. G)	8.9*
Donnie Von Moore (6-9 Jr. F)	7.1*

1977-78 (24-5) | Big Eight (13-1, 1st) NCAA Tournament

KU Rnk	Opponent	Location	W/L	Score
N28 -	Central Mo. State	Lawrence	W	121-65
N30 -	Fordham	Lawrence	W	99-67
D2 -	SMU	Lawrence	W	107-71
D5 -	Murray State	Lawrence	W	106-71
D7 #19	Fairleigh Dickinson	Lawrence	W	88-54
D10 #19	#1 Kentucky	Lawrence	L	66-73
D17 #20	Saint Louis	Lawrence	W	85-65
D20 #16	Oral Roberts	Tulsa, Okla.	W	91-73
D22 #16	#4 Arkansas	Little Rock, Ark.	L	72-78
D28 #17	Missouri	Kansas City, Mo.	W	96-49
D29 #17	Oklahoma	Kansas City, Mo.	W	79-76
D30 #17	Kansas State	Kansas City, Mo.	W	67-62
J7 #14	Missouri	Columbia, Mo.	W	71-67
J11 #10	Oklahoma State	Stillwater, Okla.	W	69-57
J14 #10	Oklahoma	Lawrence	W	91-61
J18 #8	Iowa State	Ames, Iowa	W	100-82
J21 #8	Kansas State	Lawrence	W	56-52
J25 #8	Nebraska	Lincoln, Neb.	L	58-62
J28 #8	Colorado	Lawrence	W	85-56
F1 #8	Oklahoma State	Lawrence	W	83-65
F4 #8	Oklahoma	Norman, Okla.	W	69-68
F8 #8	Missouri	Lawrence	W	72-52
F11 #8	Kansas State	Manhattan, Kan.	W	75-63
F15 #6	Iowa State	Lawrence	W	80-70
F18 #6	Nebraska	Lawrence	W	75-70
F25 #6	Colorado	Boulder, Colo.	W	70-60
Big Eight Conference Championship				
F28 #5	Colorado	Lawrence	W	82-66
M3 #5	Kansas State	Kansas City, Mo.	L	76-87
NCAA Tournament (West Region)				
M11 #9	#2 UCLA	Eugene, Ore.	L	76-83

Leading Scorers

Darnell Valentine (6-2 Fr. G)	13.5*
John Douglas (6-2 Sr. G)	12.7*
Ken Koenigs (6-10 Sr. F)	11.1*
Donnie Von Moore (6-9 Sr. F)	10.7
Paul Mokeski (7-1 Jr. C)	9.3*

1978-79 (18-11) | Big Eight (8-6, T-2nd) NCAA Tournament

KU Rnk	Opponent	Location	W/L	Score
N29 #4	Fairleigh Dickinson	Lawrence	W	91-68
D2 #4	Murray State	Lawrence	W	81-66
D4 #4	Boise State	Lawrence	W	82-68
D7 #5	Oral Roberts	Lawrence	W	90-77
D9 #5	#10 Kentucky	Lexington, Ky.	L OT	66-67
D16 #8	SMU	Lawrence	W	71-64
D21 #7	USC	Los Angeles, Calif.	L OT	83-89
D23 #7	San Diego State	San Diego, Calif.	L	69-81
D27 #18	Iowa State	Kansas City, Mo.	W	75-55
D29 #18	Oklahoma	Kansas City, Mo.	W	86-75
D30 #18	Colorado	Kansas City, Mo.	W	72-66
J10 #15	Oklahoma	Norman, Okla.	L	45-68
J13 #15	Oklahoma State	Stillwater, Okla.	W	82-70
J17 #20	Missouri	Lawrence	L	55-58
J20 #20	Kansas State	Manhattan, Kan.	L	69-96
J24 -	Iowa State	Lawrence	W	80-71
J27 -	Nebraska	Lincoln, Neb.	L OT	64-66
J31 -	Colorado	Lawrence	W	56-51
F2 -	Oklahoma State	Lawrence	W	82-71
F4 -	#4 Michigan State	East Lansing, Mich.	L	61-85
F7 -	Missouri	Columbia, Mo.	W	88-85
F10 -	Oklahoma	Lawrence	W	74-62
F14 -	Iowa State	Ames, Iowa	L	66-68
F17 -	Kansas State	Lawrence	L	56-58
F21 -	Nebraska	Lawrence	W	66-59
F24 -	Colorado	Boulder, Colo.	W	71-60
Big Eight Conference Championship				
F27 -	Iowa State	Lawrence	W	91-70
M2 -	Missouri	Kansas City, Mo.	W	76-73
M3 -	Oklahoma	Kansas City, Mo.	L	65-80

Leading Scorers

Darnell Valentine (6-2 So. G)	16.1*
Paul Mokeski (7-1 Sr. C)	14.1*
John Crawford (6-7 So. F)	10.2*
Wilmore Fowler (6-1 So. G)	9.2*
Tony Guy (6-5 Fr. G)	9.2*

1979-80 (15-14) | Big Eight (7-7, T-3rd) NCAA Tournament

KU Rnk	Opponent	Location	W/L	Score
D1 #20	Nevada-Reno	Lawrence	W	93-75
D3 #20	Oral Roberts	Tulsa, Okla.	L	72-75
D5 #19	SMU	Dallas, Texas	L	88-89
D8 #19	San Diego State	Lawrence	W	79-66
D10 #19	Cal.-Bakersfield	Lawrence	W	93-53
D12 -	#5 Kentucky	Lawrence	L	56-57
D22 -	Birm.-Southern	Lawrence	W	90-64
D27 -	Pepperdine	Malibu, Calif.	L	89-96
D29 -	Arizona State	Tempe, Ariz.	L OT	65-73
D31 -	Arizona	Tucson, Ariz.	W	78-60
J5 -	Wisconsin-Oshkosh	Lawrence	W	109-72
J9 -	#12 Missouri	Lawrence	W	69-66
J12 -	Iowa State	Ames, Iowa	L	66-67
J16 -	Nebraska	Lincoln, Neb.	L	57-64
J19 -	Kansas State	Lawrence	L	52-61
J23 -	Oklahoma	Norman, Okla.	W	72-67
J26 -	Colorado	Lawrence	W	75-61
J30 -	Oklahoma State	Stillwater, Okla.	L	67-71
F2 -	Iowa State	Lawrence	W	72-61
F5 -	Nebraska	Lawrence	L	56-61
F7 -	Iona	New York, N.Y.	L	77-81
F9 -	#15 Missouri	Columbia, Mo.	L	65-88
F13 -	Oklahoma	Lawrence	W	69-66
F16 -	#19 Kansas State	Manhattan, Kan.	W	48-46
F20 -	Colorado	Boulder, Colo.	L	72-81
F23 -	Oklahoma State	Lawrence	W OT	84-74
Big Eight Conference Championship				
F28 -	Colorado	Lawrence	W	75-65
F28 -	Missouri	Kansas City, Mo.	W	80-71
M1 -	Kansas State	Kansas City, Mo.	L	58-79

Leading Scorers

Darnell Valentine (6-2 Jr. G)	16.5*
Ricky Ross (6-6 Fr. G)	11.7*
Tony Guy (6-6 So. G)	10.9*
John Crawford (6-8 Jr. F)	7.9*
Booty Neal (6-5 Jr. G)	5.8

2023-24 KANSAS BASKETBALL Year-by-Year Results

1980-81 (24-8) | Big Eight (9-5, T-2nd) Big Eight Tournament Champions Ranked #19 (UPI)

KU Rnk	Opponent	Location	W/L	Score
N29	- Nevada-Reno	Reno, Nev.	W	91-73
D1	- Pepperdine	Lawrence	W	81-67
D3	- Michigan	Lawrence	L	52-64
D6	- Oral Roberts	Lawrence	W	90-66
D8	- Morehead State	Lawrence	W	90-56
D13	- #2 Kentucky	Lexington, Ky.	L	73-87
D20	- USC	Lawrence	W	91-68
D22	- SMU	Dallas, Texas	W	73-62
D30	- Rollins	Lawrence	W	102-47
J3	- #6 North Carolina	Kansas City, Mo.	W	56-55
J6	- Memphis State	Memphis, Tenn.	W	59-49
J10	- Iona	Lawrence	W	94-64
J14	- Iowa State	Lawrence	W	70-58
J17	- Oklahoma	Norman, Okla.	W	82-78
J21	- Missouri	Lawrence	W	63-55
J24	- Colorado	Lawrence	W	66-59
J28 #18	- Kansas State	Manhattan, Kan.	L	43-54
J31 #18	- Nebraska	Lincoln, Neb.	L	54-57
F4	- Oklahoma State	Stillwater, Okla.	L 3OT	73-76
F7	- Oklahoma	Lawrence	W	96-67
F9	- Missouri	Columbia, Mo.	L	65-79
F14	- Iowa State	Ames, Iowa	W	51-49
F18	- Kansas State	Lawrence	W	58-50
F21	- Colorado	Boulder, Colo.	L	50-53
F25	- Nebraska	Lawrence	W	75-49
F28	- Oklahoma State	Lawrence	W	80-65

Big Eight Conference Championship

M3	- Oklahoma State	Lawrence	W	96-69
M6	- Missouri	Kansas City, Mo.	W	75-70
M7	- Kansas State	Kansas City, Mo.	W	80-68

NCAA Tournament (Midwest Region)

M13	- Mississippi	Wichita, Kan.	W	69-66
M15	- #3 Arizona State	Wichita, Kan.	W	88-71
M20	- Wichita State	New Orleans, La.	L	65-66

Leading Scorers

Tony Guy (6-6 Jr. G)	15.8*
Darnell Valentine (6-2 Sr. G)	15.6*
David Magley (6-7 Jr. F)	9.5*
John Crawford (6-7 Sr. F)	8.1
Victor Mitchell (6-9 Jr. C)	8.1*

1981-82 (13-14) | Big Eight (4-10, 7th)

KU Rnk	Opponent	Location	W/L	Score
N28	- #1 North Carolina	Charlotte, N.C.	L	67-74
N30	- Arizona State	Lawrence	W	63-62
D2	- Texas Southern	Lawrence	W	67-65
D5	- Michigan State	Lawrence	W	74-56
D7	- Arizona	Lawrence	W	86-57
D12	- #2 Kentucky	Lawrence	L OT	74-77
D19	- SMU	Lawrence	W	81-71
D28	- Saint John's	New York, N.Y.	L	75-76
D29	- #11 Indiana	New York, N.Y.	W	71-61
J6	- Evansville	Lawrence	W OT	72-65
J9	- Rollins College	Lawrence	W	82-69
J13	- Nebraska	Lincoln, Neb.	L	55-75
J16	- Oklahoma State	Lawrence	W	77-72
J20	- Missouri	Columbia, Mo.	L	35-41
J23	- #14 Kansas State	Manhattan, Kan.	L	53-70
J25	- Alcorn State	Lawrence	W	72-60
J27	- Colorado	Lawrence	W	74-60
J30	- Oklahoma	Lawrence	W	55-53
F3	- Iowa State	Ames, Iowa	L	53-55
F6	- Oklahoma State	Stillwater, Okla.	L	64-79
F9	- #4 Missouri	Lawrence	L	41-42
F13	- Nebraska	Lawrence	W	66-63
F17	- Colorado	Boulder, Colo.	L	80-89
F20	- #18 Kansas State	Lawrence	L	53-63
F24	- Oklahoma	Norman, Okla.	L	76-79
F27	- Iowa State	Lawrence	L	61-63

Big Eight Conference Championship

M2	- #17 Kansas State	Manhattan, Kan.	L	62-74
----	--------------------	-----------------	---	-------

Leading Scorers

David Magley (6-8 Sr. F)	17.3*
Tony Guy (6-6 Sr. G)	14.9*
Kelly Knight (6-7 So. C)	12.3*
Jeff Dishman (6-5 Jr. F)	9.3*
Tyke Peacock (6-1 Jr. G)	4.7

1982-83 (13-16) | Big Eight (4-10, T-7th)

KU Rnk	Opponent	Location	W/L	Score
N27	- U.S. International	Lawrence	W	91-74
N29	- Bowling Green	Lawrence	W	97-68
D2	- Mississippi Valley	Lawrence	W	63-51
D4	- Saint Louis	Lawrence	W	83-69
D6	- Michigan	Ann Arbor, Mich.	L	74-86
D11	- SMU	Dallas, Texas	W	62-60
D18	- Memphis State	Lawrence	L	58-64
D20	- Alcorn State	Lawrence	W	86-74
D29	- #3 Kentucky	Louisville, Ky.	L	62-83
J2	- Ohio State	Kansas City, Mo.	L	61-64
J6	- Oral Roberts	Tulsa, Okla.	L OT	71-73
J8	- Evansville	Evansville, Ind.	W	59-54
J15	- Maine	Lawrence	W	79-68
J19	- Oklahoma	Norman, Okla.	L	72-95
J22	- #18 Oklahoma State	Stillwater, Okla.	L	74-85
J26	- #13 Missouri	Lawrence	L	63-76
J29	- Kansas State	Manhattan, Kan.	L	57-58
F2	- Iowa State	Lawrence	W	75-69
F5	- Nebraska	Lincoln, Neb.	L	61-68
F10	- Colorado	Lawrence	L	74-75
F12	- Oklahoma State	Lawrence	L	69-75
F17	- #15 Missouri	Columbia, Mo.	L	69-74
F19	- #19 Oklahoma	Lawrence	W	55-53
F23	- Iowa State	Ames, Iowa	W	74-60
F26	- Kansas State	Lawrence	L	63-70
M2	- Nebraska	Lawrence	L	58-60
M5	- Colorado	Boulder, Colo.	W	74-63

Big Eight Conference Championship

M8	- #19 Oklahoma	Norman, Okla.	W	87-77
M11	- Oklahoma State	Kansas City, Mo.	L	83-90

Leading Scorers

Carl Henry (6-5 Jr. G)	17.4*
Kerry Boagni (6-8 Fr. F)	14.1*
Kelly Knight (6-8 Jr. C)	12.3*
Calvin Thompson (6-6 Fr. F)	7.9*
Jeff Dishman (6-6 Sr. F)	5.7

LARRY BROWN

5 SEASONS, 1983-88
135-44, .754



1983-84 (22-10) | Big Eight (9-5, 2nd) NCAA Tournament

KU Rnk	Opponent	Location	W/L	Score
N26 #17	- #13 Houston	Houston, Texas	L	76-91
D1	- Saint Louis	St. Louis, Mo.	W	67-63
D3	- Morehead State	Lawrence	W	75-57
D5	- Jackson State	Lawrence	W	89-57
D10	- #2 Kentucky	Lawrence	L	50-72
D17	- Fla. Southern	Lawrence	W	85-73
D19	- Oral Roberts	Lawrence	W	65-64
D22	- Ohio State	Columbus, Ohio	L	74-79
D28	- Tulane	New Orleans, La.	W	67-64
D29	- S.W. Louisiana	New Orleans, La.	L	45-54
J7	- Fla. International	Lawrence	W	99-47
J11	- Texas Southern	Lawrence	W	101-64
J14	- Colorado	Lawrence	W	53-48
J18	- Missouri	Lawrence	W	73-56
J21	- Iowa State	Ames, Iowa	L	56-61
J25	- Nebraska	Lawrence	W	77-61
J28	- Kansas State	Lawrence	W	65-54
J31	- #12 Oklahoma	Norman, Okla.	L	84-103
F5	- Wichita State	Lawrence	W	79-69
F8	- Oklahoma State	Stillwater, Okla.	L	61-71
F11	- Iowa State	Lawrence	W	80-72
F15	- Nebraska	Lincoln, Neb.	W	67-66
F18	- Missouri	Columbia, Mo.	W	72-62
F22	- #8 Oklahoma	Lawrence	L	82-92
F25	- Kansas State	Manhattan, Kan.	W	63-61
F29	- Colorado	Boulder, Colo.	L	85-89
M3	- Oklahoma State	Lawrence	W	91-70

Big Eight Conference Championship

M6	- Oklahoma State	Lawrence	W	75-58
M9	- Kansas State	Kansas City, Mo.	W	70-59
M10	- #6 Oklahoma	Kansas City, Mo.	W	79-78

NCAA Tournament (Midwest Region)

M16	- Alcorn State	Lincoln, Neb.	W	57-56
M18	- #19 Wake Forest	Lincoln, Neb.	L	59-69

Leading Scorers

Carl Henry (6-5 Sr. G)	16.8*
Kelly Knight (6-8 Sr. F)	11.4*
Calvin Thompson (6-6 So. G)	11.3*
Greg Dreiling (7-1 So. C)	9.7*
Ron Kellogg (6-5 So. G)	6.7*

1984-85 (26-8) | Big Eight (11-3, 2nd) NCAA Tournament Ranked #13 (AP)

KU Rnk	Opponent	Location	W/L	Score
N23 #19	- Maryland	Anchorage, Alaska	W	58-56
N24 #19	- Oregon	Anchorage, Alaska	W	66-49
N25 #19	- UAB	Anchorage, Alaska	L	46-50
D1 #20	- Detroit	Lawrence	W	86-64
D4 #19	- South Dakota State	Lawrence	W	85-72
D8 #19	- Abilene Christian	Lawrence	W	84-72
D10 #19	- South Carolina State	Lawrence	W	81-54
D15 #18	- Houston	Lawrence	W	87-75
D22 #15	- George Washington	Washington, D.C.	W	76-70
D31 #12	- Kentucky	Louisville, Ky.	L	89-92
J3 #11	- Texas Southern	Lawrence	W	78-74
J5 #11	- Wichita State	Kansas City, Mo.	W	90-83
J7 #11	- Western Carolina	Lawrence	W	79-62
J11 #10	- South Alabama	Mobile, Ala.	W	90-81
J17 #9	- Iowa State	Lawrence	W	76-72
J19 #9	- #13 Oklahoma	Norman, Okla.	L	76-87
J22 #15	- Missouri	Lawrence	W	70-68
J26 #15	- Colorado	Boulder, Colo.	W	70-68
J27 #15	- Michigan	Ann Arbor, Mich.	L	77-96
J30 #19	- Kansas State	Manhattan, Kan.	W	75-57
F2 #19	- Nebraska	Lincoln, Neb.	W	91-80
F4 #19	- Colorado	Lawrence	W	88-69
F6 #13	- Oklahoma State	Lawrence	W	84-72
F9 #13	- Memphis State	Lawrence	W	75-71
F12 #10	- Missouri	Columbia, Mo.	L	55-62
F16 #10	- Iowa State	Ames, Iowa	L	70-72
F20 #15	- Kansas State	Lawrence	W	75-64
F24 #15	- #5 Oklahoma	Lawrence	W	82-76
F28 #11	- Nebraska	Lawrence	W	70-65
M2 #11	- Oklahoma State	Stillwater, Okla.	W	88-79
M5 #10	- Nebraska	Lawrence	W	74-69

Big Eight Conference Championship

M9 #10	- Iowa State	Kansas City, Mo.	L	59-75
--------	--------------	------------------	---	-------

NCAA Tournament (Southeast Region)

M14 #13	- Ohio	South Bend, Ind.	W	49-38
M16 #13	- Auburn	South Bend, Ind.	L	64-66

Leading Scorers

Ron Kellogg (6-5 Jr. F)	17.6*
Danny Manning (6-11 Fr. F)	14.6*
Calvin Thompson (6-6 Jr. G)	13.7*
Greg Dreiling (7-1 Jr. C)	13.1*
Cedric Hunter (6-0 So. G)	6.7*

1985-86 (35-4) | Big Eight (13-1, 1st) NCAA Tournament | Final Four Big Eight Tournament Champions Ranked #2 (AP), #2 (UPI)

KU Rnk	Opponent	Location	W/L	Score
N22 #5	- Pepperdine	Denver, Colo.	W	67-61
N24 #5	- Washington	Denver, Colo.	W	69-64
N29 #5	- Louisville	New York, N.Y.	W	83-78
D1 #5	- Duke	New York, N.Y.	L	86-92
D3 #7	- SIU-Edwardsville	Lawrence	W	86-71
D4 #7	- Western Carolina	Lawrence	W	101-79
D7 #7	- #15 N.C. State	Greensboro, N.C.	W	71-56
D9 #7	- South Alabama	Lawrence	W	72-48
D14 #7	- #9 Kentucky	Lawrence	W	83-66
D21 #6	- Arkansas	Lawrence	W	89-78
D23 #6	- George Washington	Lawrence	W	94-71
D27 #6	- Louisiana Tech	Kansas City, Mo.	W	81-59

Year-by-Year Results



35-4 | BIG EIGHT CHAMPIONS | NCAA MIDWEST REGION CHAMPIONS

Front row (left to right): Archie Marshall, Jerry Johnson, Mark Pellock, Danny Manning, Greg Dreiling, Rodney Hull, Chris Piper, Calvin Thompson. Back row (left to right): Bill Pope (manager), Kurt Unruh (manager), Cedric Hunter, Jeff Johnson, Ron Kellogg, Milt Newton, Scooter Barry, Mark Turgeon, Altonio Campbell, Donnell Martin (manager).

D28	#6	Wichita State	Kansas City, Mo.	W	81-56
J4	#5	Memphis State	Memphis, Tenn.	L. OT	80-83
J6	#5	Detroit	Detroit, Mich.	W	60-51
J11	#9	SMU	Lawrence	W	72-56
J15	#8	Nebraska	Lincoln, Neb.	W	81-70
J18	#8	Oklahoma State	Lawrence	W	95-72
J21	#7	#5 Oklahoma	Lawrence	W	98-92
J23	#7	Missouri	Columbia, Mo.	W	81-77
J25	#7	Louisville	Lawrence	W	71-69
J27	#7	Iowa State	Ames, Iowa	L	74-77
F1	#4	Kansas State	Manhattan, Kan.	W	64-50
F5	#6	Colorado	Lawrence	W	100-64
F8	#6	Oklahoma State	Stillwater, Okla.	W	85-69
F11	#3	Missouri	Lawrence	W	100-66
F15	#3	Nebraska	Lawrence	W	79-61
F19	#3	Colorado	Boulder, Colo.	W	79-74
F22	#3	Kansas State	Lawrence	W	84-69
F24	#3	#10 Oklahoma	Norman, Okla.	W	87-80
M1	#2	Iowa State	Lawrence	W	90-70

Big Eight Conference Championship

M7	#2	Kansas State	Kansas City, Mo.	W	74-51
M8	#2	#15 Oklahoma	Kansas City, Mo.	W	72-70
M9	#2	Iowa State	Kansas City, Mo.	W	73-71

NCAA Tournament (Midwest Region)

M13	#2	No. Carolina A&T	Dayton, Ohio	W	71-46
M15	#2	Temple	Dayton, Ohio	W	65-43
M21	#2	#18 Michigan State	Kansas City, Mo.	W OT	96-86
M23	#2	North Carolina State	Kansas City, Mo.	W	75-67

NCAA Tournament (Final Four)

M29	#2	#1 Duke	Dallas, Texas	L	67-71
-----	----	---------	---------------	---	-------

Leading Scorers

Danny Manning	(6-11 So. F)	16.7*
Ron Kellogg	(6-5 Sr. F)	15.9*
Calvin Thompson	(6-6 Sr. G)	13.4*
Greg Dreiling	(7-1 Sr. C)	11.6*
Cedric Hunter	(6-0 Jr. G)	9.1*

1986-87 (25-11) | Big Eight (9-5, T-2nd) NCAA Tournament | Sweet 16 Ranked #20 (AP)

KU Rnk	Opponent	Location	W/L	Score
N29	#8 Tennessee-Martin	Lawrence	W	88-69
D1	#8 Southern	Lawrence	W	87-69
D4	#6 Washington	Lawrence	W	82-68
D6	#6 Arkansas	Fayetteville, Ark.	L	86-103
D13	#14 Colorado	Lawrence	W	59-56
D20	#13 Texas Tech	Lawrence	W	82-52
D22	#13 The Citadel	Lawrence	W	74-71
D28	#13 #14 Pittsburgh	Honolulu, Hawai'i	L	76-79
D29	#13 Ohio State	Honolulu, Hawai'i	L. OT	78-79
D30	#12 Hawai'i	Honolulu, Hawai'i	W OT	81-80
J6	#19 Wichita State	Wichita, Kan.	L	49-54
J8	#19 #8 Temple	Lawrence	W	67-64
J11	#19 Oklahoma State	Stillwater, Okla.	W	66-63
J15	#20 #16 Oklahoma	Norman, Okla.	L	74-76

J17	#20	Miami	Lawrence	W	82-47
J20	-	Missouri	Lawrence	W	71-70
J22	-	Nebraska	Lawrence	W	86-65
J25	-	#17 N.C. State	Kansas City, Mo.	W	74-60
J27	#20	Iowa State	Lawrence	W	72-48
J31	#20	Louisville	Louisville, Ky.	W	62-58
F4	#18	Kansas State	Manhattan, Kan.	W 2OT	80-75
F7	#18	Oklahoma State	Lawrence	W	88-63
F8	#18	Notre Dame	Lawrence	W	70-60
F11	#17	Missouri	Columbia, Mo.	L	60-63
F14	#17	#8 Oklahoma	Lawrence	W	86-84
F17	#15	Iowa State	Ames, Iowa	L	86-95
F19	#15	Kansas State	Lawrence	W	84-67
F21	#15	#20 Saint John's	New York City, N.Y.	W	62-60
F25	#16	Colorado	Boulder, Colo.	L	56-66
F28	#16	Nebraska	Lincoln, Neb.	L. OT	81-83

Big Eight Conference Championship

M6	-	Oklahoma State	Kansas City, Mo.	W	67-58
M7	-	#17 Oklahoma	Kansas City, Mo.	W	82-77
M8	-	#19 Missouri	Kansas City, Mo.	L	65-67

NCAA Tournament (Southeast Region)

M13	#20	Houston	Atlanta, Ga.	W	66-65
M15	#20	Missouri State	Atlanta, Ga.	W	67-63
M20	#20	#4 Georgetown	Louisville, Ky.	L	57-70

Leading Scorers

Danny Manning	(6-11 Jr. F)	23.9*
Cedric Hunter	(6-0 Sr. G)	11.6*
Kevin Pritchard	(6-3 Fr. G)	9.6*
Chris Piper	(6-8 Jr. F)	6.6*
Mark Turgeon	(5-11 Sr. G)	5.0*

1987-88 (27-11) | Big Eight (9-5, 3rd) NCAA CHAMPIONS

KU Rnk	Opponent	Location	W/L	Score	
N27	#7 Chaminade	Mauai, Hawai'i	W	89-62	
N28	#7 #11 Iowa	Mauai, Hawai'i	L	81-100	
N29	#7 Illinois	Mauai, Hawai'i	L	75-81	
D1	#16 Pomona-Pitzer	Lawrence	W	94-38	
D3	#16 Western Carolina	Cullowhee, N.C.	W	68-63	
D5	#16 Saint John's	Lawrence	W	63-54	
D7	#16 Appalachian State	Lawrence	W	73-62	
D12	#18 Rider	Lawrence	W	110-72	
D19	#17 North Carolina State	Raleigh, N.C.	W	74-67	
D28	#18 Memphis State	New York, N.Y.	W	64-62	
D30	#17 Saint John's	New York, N.Y.	L	56-70	
J4	#17 Washington	Seattle, Wash.	W	67-57	
J6	#18 American	Lawrence	W	90-69	
J9	#18 Missouri	Lawrence	W	78-74	
J13	#16 #14 Iowa State	Ames, Iowa	L	78-88	
J16	#16 Hampton	Lawrence	W	95-69	
J23	#16 Notre Dame	South Bend, Ind.	L	76-80	
J27	-	Nebraska	Lincoln, Neb.	L	68-70
J30	-	Kansas State	Lawrence	L	61-72
F3	-	#7 Oklahoma	Lawrence	L	65-73
F6	-	Colorado	Lawrence	W	73-62
F10	-	Oklahoma State	Stillwater, Okla.	W	78-68
F13	-	Iowa State	Lawrence	W	82-72
F16	-	Nebraska	Lawrence	W	70-48
F18	-	Kansas State	Manhattan, Kan.	W	64-63
F20	-	#6 Duke	Lawrence	L. OT	70-74
F24	-	#4 Oklahoma	Norman, Okla.	L	87-95
F27	-	#15 Missouri	Columbia, Mo.	W	82-77
M2	-	Colorado	Boulder, Colo.	W	85-64
M5	-	Oklahoma State	Lawrence	W	75-57

Big Eight Conference Championship

M11	-	Oklahoma State	Kansas City, Mo.	W	74-58
M12	-	Kansas State	Kansas City, Mo.	L	54-69

NCAA Tournament (Midwest Region)

M18	-	#18 Xavier	Lincoln, Neb.	W	85-72
M20	-	Murray State	Lincoln, Neb.	W	61-58
M25	-	Vanderbilt	Pontiac, Mich.	W	77-64
M27	-	#20 Kansas State	Pontiac, Mich.	W	71-58

NCAA Tournament (Final Four)

A2	-	#5 Duke	Kansas City, Mo.	W	66-59
A4	-	#4 Oklahoma	Kansas City, Mo.	W	83-79

Leading Scorers

Danny Manning	(6-11, Sr. F)	24.8*
Milt Newton	(6-4 Jr. F)	11.6*
Kevin Pritchard	(6-3 So. G)	10.6*
Chris Piper	(6-8 Sr. F)	5.1*
Jeff Guedner	(6-5 So. G)	3.9*



1988 NCAA CHAMPIONS

27-11 | NCAA CHAMPIONS

Front row (left to right): Lincoln Minor, Jeff Guedner, Milt Newton, Kevin Pritchard, Otis Livingston, Scooter Barry, Keith Harris, Mike Maddox. Back Row: Mark Randall, Sean Alvarado, Mike Masucci, Marvin Branch, Danny Manning, Chris Piper, Archie Marshall, Bill Pope (head manager)

2023-24 KANSAS BASKETBALL

Year-by-Year Results

ROY WILLIAMS

15 SEASONS, 1989-2003
418-101, 805



1988-89 (19-12) | Big Eight (6-8, 6th)

KU Rnk	Opponent	Location	W/L	Score
N25	-	Alaska-Anchorage	Anchorage, Alaska	W 94-81
N26	-	California	Anchorage, Alaska	W 86-71
N28	-	Seton Hall	Anchorage, Alaska	L 81-92
D1	-	Seattle	Lawrence	W 98-65
D3	-	Loyola-Chicago	Lawrence	W 100-80
D7	-	Pacific Lutheran	Lawrence	W 112-61
D10	-	#17 Temple	Atlantic City, N.J.	W 95-78
D12	-	Northern Arizona	Lawrence	W 109-59
D21 #20	-	Texas Tech	Lubbock, Texas	W 81-80
D29 #20	-	Iona	Kansas City, Mo.	W 100-67
D30 #20	-	Missouri State	Kansas City, Mo.	W 82-73
J3 #18	-	Brown	Lawrence	W 115-45
J7 #18	-	Iowa State	Lawrence	W 127-82
J9 #18	-	SMU	Lawrence	W OT 90-82
J12 #16	-	Miami	Miami, Fla.	L 86-87
J14 #16	-	Kansas State	Manhattan, Kan.	W OT 75-74
J18 #17	-	#5 Oklahoma	Norman, Okla.	L 95-123
J21 #17	-	Colorado	Boulder, Colo.	W 89-74
J25 #18	-	Wichita State	Lawrence	W 86-66
J28 #18	-	Kansas State	Lawrence	L 70-71
F1	-	#5 Missouri	Lawrence	L 66-91
F4	-	Nebraska	Lincoln, Neb.	L 70-74
F8	-	Oklahoma State	Lawrence	L 81-87
F11	-	#3 Missouri	Columbia, Mo.	L 80-93
F15	-	#1 Oklahoma	Lawrence	L OT 89-94
F18	-	#11 Duke	Durham, N.C.	L 77-102
F22	-	Iowa State	Ames, Iowa	L 89-97
F25	-	Colorado	Lawrence	W 111-83
M1	-	Nebraska	Lawrence	W 80-71
M4	-	Oklahoma State	Stillwater, Okla.	W 79-78
Big Eight Conference Championship				
M10	-	Kansas State	Kansas City, Mo.	L 65-73

Leading Scorers

Milt Newton (6-4 Sr. F/G)	17.7*
Mark Randall (6-9 So. F)	16.0*
Kevin Pritchard (6-3 Jr. G)	14.5*
Mike Maddox (6-7 So. F)	10.9*
Freeman West (6-5 Jr. F)	9.2*

1989-90 (30-5) | Big Eight (11-3, T-2nd) NCAA Tournament Preseason NIT Champions Ranked #5 (AP), #5 (UPI)

KU Rnk	Opponent	Location	W/L	Score
N15	-	UAB	Lawrence	W 109-83
N17	-	#2 LSU	Baton Rouge, La.	W 89-83
N22	-	#1 UNLV	New York, N.Y.	W 91-77
N24	-	#25 St. John's	New York, N.Y.	W 66-57
N30 #4	-	Idaho	Lawrence	W 87-58
D2 #4	-	Md-Baltimore Co.	Lawrence	W 86-67
D4 #4	-	Tennessee-Martin	Lawrence	W 103-48
D6 #2	-	SMU	Dallas, Texas	W 86-53
D9 #2	-	Kentucky	Lawrence	W 150-95
D16 #2	-	Pepperdine	Lawrence	W 98-73
D22 #2	-	Arizona State	Lawrence	W 90-67
D29 #2	-	Texas-Pan American	Kansas City, Mo.	W 103-83
D30 #2	-	Stanford	Kansas City, Mo.	W 83-61
J4 #2	-	Wichita State	Wichita, Kan.	W 93-66
J6 #2	-	Winthrop	Lawrence	W 94-51
J8 #2	-	Nebraska	Lincoln, Neb.	W 98-93
J10 #1	-	Miami (Fla.)	Miami, Fla.	W 100-73
J13 #1	-	Oklahoma State	Lawrence	W 91-77
J18 #1	-	Elizabeth City State	Lawrence	W 132-65
J20 #1	-	#4 Missouri	Columbia, Mo.	L 87-95
J27 #2	-	Kansas State	Manhattan, Kan.	W 85-57
J31 #2	-	Colorado	Lawrence	W 90-69
F3 #2	-	#9 Oklahoma	Lawrence	W 85-74
F7 #2	-	Oklahoma State	Stillwater, Okla.	W 83-76
F10 #2	-	Iowa State	Ames, Iowa	W 88-83

F13 #1	-	#2 Missouri	Lawrence	L 71-77
F17 #1	-	Nebraska	Lawrence	W 94-67
F21 #2	-	Colorado	Boulder, Colo.	W 103-71
F24 #2	-	Kansas State	Lawrence	W 70-58
F27 #1	-	#5 Oklahoma	Norman, Okla.	L 78-100
M3 #1	-	Iowa State	Lawrence	W 96-63

Big Eight Conference Championship

M9 #2	-	Iowa State	Kansas City, Mo.	W 118-75
M10 #2	-	#1 Oklahoma	Kansas City, Mo.	L 77-95
NCAA Tournament (East Region)				
M16 #5	-	Robert Morris	Atlanta, Ga.	W 79-71
M18 #5	-	UCLA	Atlanta, Ga.	L 70-71

Leading Scorers

Kevin Pritchard (6-3 Sr. G)	14.5*
Mark Randall (6-9 Jr. F)	13.3*
Rick Calloway (6-6 Sr. F)	13.1*
Terry Brown (6-2 Jr. G)	11.0
Jeff Guedner (6-5 Sr. G)	10.7*

1990-91 (27-8) | Big Eight (10-4, T-1st) NCAA Tournament Final Four (Runner-Up) Ranked #12 (AP), #12 (UPI)

KU Rnk	Opponent	Location	W/L	Score
N23	-	Arizona State	Tempe, Ariz.	L 68-70
N24	-	Northern Arizona	Flagstaff, Ariz.	W 84-57
D1	-	Marquette	Lawrence	W 108-71
D4	-	SMU	Lawrence	W 80-60
D8	-	#11 Kentucky	Lexington, Ky.	L 71-88
D15	-	Rider	Lawrence	W 103-51
D22	-	Texas-San Antonio	Lawrence	W 101-69
D28	-	Hawai'i-Loa	Oahu, Hawai'i	W 111-58
J2	-	Pepperdine	Malibu, Calif.	W 88-62
J5	-	North Carolina State	Lawrence	W 105-94
J8	-	#15 Oklahoma	Norman, Okla.	L 82-88
J10	-	Md-Baltimore Co.	Lawrence	W 97-46
J12	-	Oklahoma State	Stillwater, Okla.	L OT 73-78
J16	-	Miami	Lawrence	W 73-60
J19	-	Missouri	Lawrence	W 91-64
J23	-	Wichita State	Lawrence	W 84-50
J26	-	Colorado	Lawrence	W 95-62
J29 #24	-	Kansas State	Manhattan, Kan.	W 78-69
F2 #24	-	Iowa State	Ames, Iowa	W 85-78
F6 #18	-	#15 Nebraska	Lawrence	W 85-77
F9 #18	-	Oklahoma State	Lawrence	W 79-69
F12 #11	-	Missouri	Columbia, Mo.	W 74-70
F16 #11	-	Kansas State	Lawrence	W 68-67
F20 #8	-	Colorado	Boulder, Colo.	L 71-79
F23 #8	-	Oklahoma	Lawrence	W 109-87
F26 #10	-	Iowa State	Lawrence	W 88-57
M3 #10	-	#15 Nebraska	Lincoln, Neb.	L 75-85
Big Eight Conference Championship				
M8 #12	-	Colorado	Kansas City, Mo.	W 82-76
M9 #12	-	#13 Nebraska	Kansas City, Mo.	L 83-87
NCAA Tournament (Southeast Region)				
M14 #12	-	New Orleans	Louisville, Ky.	W 54-49
M16 #12	-	Pittsburgh	Louisville, Ky.	W 77-66
M21 #12	-	#3 Indiana	Charlotte, N.C.	W 83-65
M23 #12	-	#2 Arkansas	Charlotte, N.C.	W 93-81

NCAA Tournament (Final Four)

M30 #12	-	#4 North Carolina	Indianapolis, Ind.	W 79-73
A1 #12	-	#6 Duke	Indianapolis, Ind.	L 65-72

Leading Scorers

Terry Brown (6-2 Sr. G)	16.0*
Mark Randall (6-9 Sr. C)	15.0*
Adonis Jordan (5-11 So. G)	12.5*
Alonzo Jamison (6-6 Jr. F)	10.4*
Mike Maddox (6-7 Sr. F)	7.4*

1991-92 (27-5) | Big Eight (11-3, 1st) NCAA Tournament Ranked #2 (AP), #2 (UPI) Big Eight Tournament Champions

KU Rnk	Opponent	Location	W/L	Score
N23 #12	-	Md-Baltimore Co.	Lawrence	W 122-58
N26 #12	-	Arkansas-Little Rock	Lawrence	W 91-80
N30 #12	-	Central Mo. State	Lawrence	W 83-54
D7 #10	-	Long Beach State	Long Beach, Calif.	W 66-60
D14 #7	-	DePaul	Lawrence	W 104-75
D21 #6	-	Seattle Pacific	Lawrence	W 97-62
D27 #4	-	Southern Mississippi	Kansas City, Mo.	W 109-76
D28 #4	-	Temple	Kansas City, Mo.	W 97-73
J2 #4	-	Pepperdine	Lawrence	W OT 79-73
J4 #4	-	SMU	Dallas, Texas	W 79-67
J8 #4	-	Wichita State	Wichita, Kan.	W 81-51
J11 #4	-	Louisville	Lawrence	L 78-85
J13 #6	-	#13 Missouri	Columbia, Mo.	W OT 92-80
J18 #6	-	Colorado	Boulder, Colo.	W 81-80
J25 #5	-	Nebraska	Lawrence	W 103-78
J28 #5	-	Marquette	Milwaukee, Wis.	W 85-61
F1 #5	-	#18 Oklahoma	Norman, Okla.	W 96-95
F3 #3	-	Kansas State	Lawrence	W 80-58
F8 #3	-	#2 Oklahoma State	Stillwater, Okla.	L 56-64
F12 #4	-	Iowa State	Lawrence	W 91-60
F15 #4	-	Colorado	Lawrence	W 82-45
F19 #3	-	Nebraska	Lincoln, Neb.	L OT 79-81
F22 #3	-	Kansas State	Manhattan, Kan.	W 54-52
F24 #3	-	Oklahoma	Lawrence	W 84-65
M2 #3	-	#14 Oklahoma State	Lawrence	W 77-64
M4 #3	-	Iowa State	Ames, Iowa	L 66-70
M8 #3	-	#11 Missouri	Lawrence	W 97-89

Big Eight Conference Championship

M13 #3	-	Colorado	Kansas City, Mo.	W 84-66
M14 #3	-	#24 Oklahoma State	Kansas City, Mo.	W 85-67
M15 #3	-	#11 Oklahoma State	Kansas City, Mo.	W 66-57

NCAA Tournament (Midwest Region)

M20 #2	-	Howard	Dayton, Ohio	W 100-67
M22 #2	-	UTEP	Dayton, Ohio	L 60-66

Leading Scorers

Rex Walters (6-4 Jr. G)	16.0*
Adonis Jordan (5-11 Jr. G)	12.8*
Richard Scott (6-7 So. F)	10.1*
Alonzo Jamison (6-6 Sr. F)	10.0*
Eric Pauley (6-10 Jr. C)	9.0*



1990-91 FINAL FOUR

27-8 | BIG EIGHT CO-CHAMPIONS | NCAA SOUTHEAST REGION CHAMPIONS

Front row (left to right): Steve Robinson (assistant coach), Kevin Stallings (assistant coach), Mark Turgeon (assistant coach), Kirk Wagner, Mike Maddox, Terry Brown, Mark Randall, Roy Williams (head coach), Jerry Green (assistant coach), Mark Cairns (trainer). Back row: Glenn Boor (manager), Dave Van Daff (manager), Sean Tunstall, Doug Estun, Rex Walters, Richard Scott, Patrick Ritchey, David Johanning, Malcolm Nash, Alonzo Jamison, Steve Woodberry, Adonis Jordan, Jay Price (manager), Matt Wingate (manager), Ann Fowler (manager).

Year-by-Year Results

RECORDS



1992-93 FINAL FOUR

29-7 | BIG EIGHT CHAMPIONS | NCAA MIDWEST REGION CHAMPIONS

Front row (left to right): Dave Van Daff (manager), Steve Robinson (assistant coach), Kevin Stallings (assistant coach), Eric Pauley, Adonis Jordan, Rex Walters, Roy Williams (head coach), Matt Doherty (assistant coach), Mark Cairns (trainer). Back row: Ann Fowler (manager), Michael Sykes (manager), Greg Gurley, Darrin Hancock, Richard Scott, Ben Davis (did not play), Greg Ostertag, Patrick Richey, Sean Pearson, Steve Woodberry, Calvin Rayford, Jimmy Dillon (manager), Kyle Smith (manager).

**1992-93 (29-7) | Big Eight (11-3, 1st)
NCAA Tournament | Final Four
Ranked #9 (AP), #4 (Coaches)**

KU Rnk	Opponent	Location	W/L	Score
D1	#3 Georgia	Lawrence	W	76-65
D5	#3 #2 Indiana	Indianapolis, Ind.	W	74-69
D7	#2 Emporia State	Lawrence	W	91-56
D11	#2 Mississippi Valley St.	Kansas City, Mo.	W	94-46
D12	#2 UMKC	Kansas City, Mo.	W	108-62
D19	#2 East Tennessee St.	Lawrence	W	86-83
D21	#2 North Carolina State	Lawrence	W	84-64
D27	#2 Jackson State	Honolulu, Hawai'i	W	93-85
D29	22 Hawai'i	Honolulu, Hawai'i	W	94-66
D30	#2 #6 Michigan	Honolulu, Hawai'i	L	74-86
J6	#4 Wichita State	Lawrence	W	103-54
J9	#4 Iowa State	Lawrence	W	78-71
J11	#4 #10 Oklahoma	Norman, Okla.	W	96-85
J14	#4 Oral Roberts	Lawrence	W	140-72
J16	#4 Louisville	Louisville, Ky.	W	98-77
J18	#1 Kansas State	Manhattan, Kan.	W	71-65
J23	#1 Colorado	Boulder, Colo.	W	82-51
J25	#1 Long Beach State	Lawrence	L	49-64
J30	#1 Rollins	Lawrence	W	103-56
F1	#3 Missouri	Lawrence	W	86-69
F7	#3 Nebraska	Lincoln, Neb.	L	64-68
F10	#7 Oklahoma State	Lawrence	W	84-72
F13	#7 Missouri	Columbia, Mo.	W	67-63
F17	#6 #19 Oklahoma	Lawrence	L	77-80
F20	#6 Kansas State	Lawrence	W	77-64
F22	#7 Iowa State	Ames, Iowa	L	71-75
F27	#7 Colorado	Lawrence	W	72-68
M3	#8 Nebraska	Lawrence	W	94-83
M7	#8 #19 Oklahoma State	Stillwater, Okla.	W	74-73

Big Eight Conference Championship

M12	#7 Colorado	Kansas City, Mo.	W	82-65
M13	#7 Kansas State	Kansas City, Mo.	L	67-74

NCAA Tournament (Midwest Region)

M18	#9 Ball State	Chicago, Ill.	W	94-72
M20	#9 Brigham Young	Chicago, Ill.	W	90-76
M25	#9 California	St. Louis, Mo.	W	93-76
M27	#9 #1 Indiana	St. Louis, Mo.	W	83-77

NCAA Tournament (Final Four)

A3	#9 #4 North Carolina	New Orleans, La.	L	68-78
----	----------------------	------------------	---	-------

Leading Scorers

Rex Walters (6-4 Sr. G)	15.3*
Adonis Jordan (5-11 Sr. G)	12.1*
Eric Pauley (6-10 Sr. C)	11.9*
Richard Scott (6-7 Jr. F)	10.6*
Steve Woodberry (6-4 Jr. G-F)	10.1

**1993-94 (27-8) | Big Eight (9-5, 3rd)
NCAA Tournament | Sweet 16
Preseason NIT Champions
Ranked #13 (AP), #12 (Coaches)**

KU Rnk	Opponent	Location	W/L	Score
N17	#9 Western Michigan	Lawrence	W	69-50
N19	#9 #6 California	Lawrence	W	73-56
N24	#6 #10 Minnesota	New York, N.Y.	W	75-71

N26	#6 #18 Massachusetts	New York, N.Y.	W	86-75
D1	#3 #7 Temple	Lawrence	L	59-73
D4	#3 DePaul	Rosemont, Ill.	W	79-74
D6	#7 Washburn	Lawrence	W	82-68
D8	#7 North Carolina State	Raleigh, N.C.	W	74-57
D11	#7 Arkansas-Little Rock	Lawrence	W	98-63
D18	#6 Georgia	Atlanta, Ga.	W	89-79
D20	#6 Furman	Lawrence	W	101-60
D22	#6 #22 Indiana	Lawrence	W OT	86-83
D29	#6 Rhode Island	Kansas City, Mo.	W	73-60
D30	#6 SMU	Kansas City, Mo.	W	84-64
J5	#5 UNC Asheville	Lawrence	W	90-44
J8	#5 SMU	Lawrence	W	91-59
J10	#3 Oklahoma	Lawrence	W	94-84
J17	#1 Kansas State	Lawrence	L	64-68
J21	#1 Iowa State	Ames, Iowa	W	78-71
J26	#3 Oklahoma State	Lawrence	W OT	62-61
J29	#3 Colorado	Boulder, Colo.	W	87-53
J31	#3 #20 Missouri	Columbia, Mo.	L	67-79
F6	#3 Nebraska	Lawrence	W	94-87
F12	#5 Kansas State	Manhattan, Kan.	W	65-56
F16	#4 Oklahoma State	Stillwater, Okla.	L OT	59-63
F20	#4 #12 Missouri	Lawrence	L	74-81
F23	#10 Nebraska	Lincoln, Neb.	L	87-96
F26	#10 Colorado	Lawrence	W	106-62
M3	#13 Iowa State	Lawrence	W	97-79
M6	#13 Oklahoma	Norman, Okla.	W	84-81

Big Eight Conference Championship

M11	#11 Kansas State	Kansas City, Mo.	W	73-52
M12	#11 Oklahoma State	Kansas City, Mo.	L	68-69

NCAA Tournament (Southeast Region)

M17	#13 Tenn.-Chattanooga	Lexington, Ky.	W	102-73
M19	#13 Wake Forest	Lexington, Ky.	W	69-58
M24	#13 #3 Purdue	Knoxville, Tenn.	L	78-83

Leading Scorers

Steve Woodberry (6-4 Sr. G)	15.5*
Richard Scott (6-7 Sr. F)	13.7*
Greg Ostertag (7-2 Jr. C)	10.3*
Jacque Vaughn (6-1 Jr. G)	7.8*
Sean Pearson (6-4 So. G-F)	7.6

**1994-95 (25-6) | Big Eight (11-3, 1st)
NCAA Tournament | Sweet 16
Ranked #5 (AP), #10 (Coaches)**

KU Rnk	Opponent	Location	W/L	Score
N26	#9 San Diego	Lawrence	W	83-65
D3	#7 #1 Massachusetts	Anaheim, Calif.	W	81-75
D5	#4 Coppin State	Lawrence	W	91-69
D7	#4 #6 Florida	Lawrence	W	69-63
D10	#4 North Carolina State	Raleigh, N.C.	W	96-91
D17	#3 Indiana	Bloomington, Ind.	L	61-80
D20	#7 Santa Clara	Lawrence	W	80-75
D22	#7 Rice	Lawrence	W	71-57
D31	#6 Fort Hays State	Lawrence	W	93-55
J3	#5 East Tennessee State	Lawrence	W	106-73
J7	#5 SMU	Dallas, Texas	W	97-58
J9	#3 #17 Missouri	Columbia, Mo.	W	102-89
J14	#3 #23 Iowa State	Ames, Iowa	L	65-69
J18	#7 Kansas State	Lawrence	W	78-74

J21	#7 Colorado	Boulder, Colo.	W	91-77
J23	#7 Nebraska	Lawrence	W	84-67
J28	#7 #2 Connecticut	Kansas City, Mo.	W	88-59
J31	#3 Colorado	Lawrence	W	99-77
F4	#3 #11 Iowa State	Lawrence	W	91-71
F6	#2 #24 Oklahoma State	Stillwater, Okla.	L	69-79
F11	#2 Oklahoma	Lawrence	W	93-76
F14	#3 Nebraska	Lincoln, Neb.	W	91-68
F18	#3 Kansas State	Manhattan, Kan.	W	78-67
F20	#1 #25 Oklahoma	Norman, Okla.	L	73-76
F25	#1 #14 Missouri	Lawrence	W	88-69
M5	#3 #18 Oklahoma State	Lawrence	W	78-62

Big Eight Conference Championship

M10	#2 Kansas State	Kansas City, Mo.	W	90-45
M11	#2 Iowa State (OT)	Kansas City, Mo.	L	72-80

NCAA Tournament (Midwest Region)

M16	#5 Colgate	Dayton, Ohio	W	82-68
M18	#5 #21 Western Kentucky	Dayton, Ohio	W	75-70
M24	#5 #13 Virginia	Kansas City, Mo.	L	58-67

Leading Scorers

Jerod Haase (6-3 So. G)	15.0*
Raef LaFrentz (6-11 Fr. F)	11.4*
Scot Pollard (6-10 So. C)	10.2
Jacque Vaughn (6-1 So. G)	9.7*
Sean Pearson (6-4 Jr. F)	9.6*
Greg Ostertag (7-2 Sr. C)	9.6*

**1995-96 (29-5) | Big Eight (12-2, 1st)
NCAA Tournament | Elite Eight
Ranked #4 (AP), #5 (Coaches)**

KU Rnk	Opponent	Location	W/L	Score
N25	#2 #8 Utah	Kansas City, Mo.	W	79-68
N29	#2 #15 Virginia	Auburn Hills, Mich.	W	72-66
D1	#2 #23 UCLA	Lawrence	W	85-70
D7	#1 Rice	Houston, Texas	W	83-63
D9	#1 San Diego	San Diego, Calif.	W	101-71
D16	#1 Indiana	Kansas City, Mo.	W	91-83
D18	#1 Pittsburg State	Lawrence	W	103-48
D22	#1 Temple	E. Rutherford, N.J.	L OT	66-75
J2	#4 Cornell	Lawrence	W	100-46
J4	#4 East Tennessee State	Lawrence	W	108-73
J6	#4 SMU	Lawrence	W	83-61
J8	#3 Oklahoma State	Stillwater, Okla.	W	76-61
J11	#3 Florida	Gainesville, Fla.	W	69-54
J15	#4 Saint Peter's	Lawrence	W	85-71
J20	#4 Colorado	Boulder, Colo.	W	80-78
J22	#3 Oklahoma	Lawrence	W	72-66
J28	#3 Nebraska	Lincoln, Neb.	W	88-73
J31	#3 Oklahoma State	Lawrence	W	84-66
F4	#3 Kansas State	Lawrence	W	72-62
F7	#3 #21 Iowa State	Lawrence	W	89-70
F10	#3 Missouri	Columbia, Mo.	L	73-77
F14	#5 Colorado	Lawrence	W	85-70
F17	#5 #22 Iowa State	Ames, Iowa	W	61-50
F19	#5 Nebraska	Lawrence	W	81-71
F24	#5 Kansas State	Manhattan, Kan.	W	77-66
F26	#3 Missouri	Lawrence	W	87-65
M2	#3 Oklahoma	Norman, Okla.	L	79-85

Big Eight Conference Championship

M8	#5 Colorado	Kansas City, Mo.	W	88-55
M9	#5 Kansas State	Kansas City, Mo.	W	61-55
M10	#5 #23 Iowa State	Kansas City, Mo.	L	55-56

NCAA Tournament (West Region)

M15	#4 South Carolina State	Tempe, Ariz.	W	92-54
M17	#4 Santa Clara	Tempe, Ariz.	W	76-51
M22	#4 #11 Arizona	Denver, Colo.	W	83-80
M24	#4 #15 Syracuse	Denver, Colo.	L	57-60

Leading Scorers

Raef LaFrentz (6-11 So. F)	13.4*
Paul Pierce (6-6 Fr. F)	11.9*
Jacque Vaughn (6-1 Jr. G)	10.9*
Jerod Haase (6-3 Jr. G)	10.8*
Scot Pollard (6-10 Jr. C)	10.1*

ROCK CHALK JAYHAWK

2023-24 KANSAS BASKETBALL Year-by-Year Results



34-2 | BIG 12 REGULAR-SEASON CHAMPIONS | BIG 12 TOURN CHAMPIONS

Front row (left to right): Neil Dougherty (assistant), Joe Holladay (assistant), Jerod Haase, Jacque Vaughn, B.J. Williams, Scot Pollard, Roy Williams (head coach), Matt Doherty (assistant), Mark Cairns (trainer). Back row: Blake Flickner (manager), Jill Johansen (manager), Stephanie Temple (manager), C.B. McGrath, Steve Ransom, Joel Branstrom, Raef LaFrentz, T.J. Pugh, Paul Pierce, Nick Bradford, Ryan Robertson, Terry Nooner, Joel Zuniga (manager), Olivia Thompson (manager), Damon Miller (manager).

1996-97 (34-2) | Big 12 (15-1, 1st) NCAA Tournament | Sweet 16 Big 12 Tournament Champions Maui Invitational Champions Ranked #1 (AP), #5 (Coaches)

KU Rnk	Opponent	Location	W/L	Score
N22 #2	Santa Clara	San Jose, Calif.	W	76-64
N25 #2	LSU	Maui, Hawai'i.	W	82-53
N26 #2	California	Maui, Hawai'i.	W	85-67
N27 #2	Virginia	Maui, Hawai'i.	W	80-63
D1 #2	San Diego	Lawrence	W	79-72
D4 #1	#4 Cincinnati	Chicago, Ill.	W	72-65
D7 #1	#17 UCLA	Los Angeles, Calif.	W	96-83
D11 #1	George Washington	Lawrence	W	85-56
D15 #1	UNC Asheville	Lawrence	W	105-73
D21 #1	North Carolina State	Lawrence	W	84-56
D30 #1	Washburn	Lawrence	W	90-65
J2 #1	Brown	Lawrence	W	107-49
J4 #1	Kansas State	Manhattan, Kan.	W	62-59
J6 #1	#22 Texas	Lawrence	W	86-61
J9 #1	Niagara	Lawrence	W	134-73
J11 #1	Baylor	Waco, Texas	W	87-68
J13 #1	#4 Iowa State	Lawrence	W	80-67
J19 #1	Connecticut	Hartford, Conn.	W	73-65
J22 #1	Texas A&M	Lawrence	W	89-60
J26 #1	#18 Colorado	Boulder, Colo.	W	77-68
F29 #1	#22 Texas Tech	Lubbock, Texas	W	86-77
F1 #1	Nebraska	Lawrence	W OT	82-77
F4 #1	Missouri	Columbia, Mo.	L 2OT	94-96
F9 #1	#6 Iowa State	Ames, Iowa	W	69-62
F12 #1	Oklahoma State	Lawrence	W	104-72
F15 #1	#15 Colorado	Lawrence	W	114-74
F17 #1	Missouri	Lawrence	W	79-67
F22 #1	Kansas State	Lawrence	W	78-58
F24 #1	Oklahoma	Norman, Okla.	W	70-68
M2 #1	Nebraska	Lincoln, Neb.	W	85-65
Big 12 Conference Championship				
M7 #1	Oklahoma State	Kansas City, Mo.	W	74-59
M8 #1	#16 Iowa State	Kansas City, Mo.	W	72-48
M9 #1	Missouri	Kansas City, Mo.	W	87-60
NCAA Tournament (Southeast Region)				
M13 #1	Jackson State	Memphis, Tenn.	W	78-64
M15 #1	Purdue	Memphis, Tenn.	W	75-61
M21 #1	#15 Arizona	Birmingham, Ala.	L	82-85

Leading Scorers

Raef LaFrentz (6-11 Jr. F)	18.5*
Paul Pierce (6-6 So. F)	16.3*
Jerod Haase (6-3 Sr. G)	12.0*
Scot Pollard (6-11 Sr. C)	10.3*
Jacque Vaughn (6-1 Sr. G)	10.2*

1997-98 (35-4) | Big 12 (15-1, 1st) NCAA Tournament Big 12 Tournament Champions Preseason NIT Champions Ranked #2 (AP), #8 (Coaches)

KU Rnk	Opponent	Location	W/L	Score
N14 #2	Santa Clara	Lawrence	W	99-73
N17 #2	Rice	Lawrence	W	88-61
N19 #2	Western Kentucky	Lawrence	W	75-62

N21 #2	UNLV	Lawrence	W	92-68
N26 #2	Arizona State	New York, N.Y.	W OT	90-88
N28 #2	Florida State	New York, N.Y.	W	73-58
D2 #2	#4 Arizona	Chicago, Ill.	W	90-87
D4 #2	Emporia State	Lawrence	W	102-50
D7 #2	#23 Maryland	Washington, D.C.	L	83-86
D8 #2	Pennsylvania	Washington, D.C.	W	89-71
D10 #3	Massachusetts	Lawrence	W	73-71
D13 #3	Middle Tennessee St.	Lawrence	W	103-68
D18 #2	Pepperdine	Lawrence	W	96-83
D20 #2	#24 TCU	Kansas City, Mo.	W	94-78
D23 #2	USC	Los Angeles, Calif.	W	74-69
D28 #2	Ohio State	Honolulu, Hawai'i.	W	69-56
D29 #2	Vanderbilt	Honolulu, Hawai'i.	W	89-82
D30 #2	Hawai'i	Honolulu, Hawai'i.	L	65-76
J3 #2	Nebraska	Lawrence	W	96-76
J7 #4	Colorado	Lawrence	W	111-62
J10 #4	Texas	Austin, Texas	W	102-72
J14 #3	Texas A&M	College Station, Texas	W83-65	
J17 #3	Kansas State	Lawrence	W	69-62
J19 #3	Missouri	Columbia, Mo.	L	73-74
J24 #3	Texas Tech	Lawrence	W	88-49
J28 #5	Baylor	Lawrence	W	94-47
F1 #5	Nebraska	Lincoln, Neb.	W	82-71
F4 #3	Iowa State	Ames, Iowa	W	83-62
F8 #3	Missouri	Lawrence	W	80-70
F14 #4	Kansas State	Manhattan, Kan.	W	73-58
F16 #4	Colorado	Boulder, Colo.	W	81-72
F21 #4	Iowa State	Lawrence	W	71-54
F23 #4	Oklahoma	Lawrence	W	83-70
M1 #4	#25 Oklahoma State	Stillwater, Okla.	W	71-67

Big 12 Conference Championship

M6 #3	Kansas State	Kansas City, Mo.	W	68-61
M7 #3	Nebraska	Kansas City, Mo.	W	91-59
M8 #3	Oklahoma	Kansas City, Mo.	W	72-58

NCAA Tournament (Midwest Region)

M13 #2	Prairie View A&M	Oklahoma City, Okla.	W	110-52
M15 #2	Rhode Island	Oklahoma City, Okla.	L	75-80

Leading Scorers

Paul Pierce (6-6 Jr. F)	20.4*
Raef LaFrentz (6-11 Sr. F)	19.8*
Billy Thomas (6-4 Sr. G)	13.6*
Ryan Robertson (6-5 Jr. G)	8.3*
Lester Earl (6-8 So. F)	7.6

1998-99 (23-10) | Big 12 (11-5, T-2nd) NCAA Tournament Big 12 Tournament Champions Ranked #22 (AP), #23 (Coaches)

KU Rnk	Opponent	Location	W/L	Score
N13 #8	Gonzaga	Lawrence	W	80-66
N17 #8	Pennsylvania	Philadelphia, Pa.	W	61-56
N21 #8	Fort Hays State	Lawrence	W	91-67
N27 #8	UNLV	Springfield, Mass.	W	78-50
D1 #7	#8 Kentucky	Chicago, Ill.	L	45-63
D5 #7	Pepperdine	Anaheim, Calif.	W	62-55
D8 #10	Iowa	Lawrence	L	81-85
D12 #10	USC	Lawrence	W	107-78
D17 #13	DePaul	Lawrence	W	74-66
D19 #13	Illinois	Kansas City, Mo.	W	65-55
D23 #13	Saint Louis	St. Louis, Mo.	L	64-78

J2 #18	Texas A&M	Lawrence	W	95-57
J6 #16	Baylor	Waco, Texas	W	66-62
J9 #16	Iowa State	Lawrence	W	74-60
J11 #16	Missouri	Columbia, Mo.	W	73-61
J16 #15	Massachusetts	Amherst, Mass.	L	60-64
J18 #15	Texas	Lawrence	W	76-67
J24 #19	Missouri	Lawrence	L	63-71
J27 #22	Nebraska	Lincoln, Neb.	L	69-84
J30 #22	Colorado	Lawrence	W	77-74
F1 #22	Kansas State	Manhattan, Kan.	W	69-46
F7 -	Colorado	Boulder, Colo.	W	86-80
F10 #24	Nebraska	Lawrence	L	59-64
F13 #24	Texas Tech	Lubbock, Texas	L	84-90
F17 -	Kansas State	Lawrence	W	62-47
F20 -	Oklahoma	Norman, Okla.	W	60-50
F22 -	Oklahoma State	Lawrence	W OT	67-66
F28 -	Iowa State	Ames, Iowa	L	50-52

Big 12 Conference Championship

M5 -	Nebraska	Kansas City, Mo.	W	77-53
M6 -	Kansas State	Kansas City, Mo.	W	69-58
M7 -	Oklahoma State	Kansas City, Mo.	W	53-37

NCAA Tournament (Midwest Region)

M12 #22	Evansville	New Orleans, La.	W	95-74
M14 #22	#8 Kentucky	New Orleans, La.	L OT	88-92

Leading Scorers

Eric Chenoweth (7-0 So. C)	13.5*
Ryan Robertson (6-5 Sr. G)	12.8*
Kenny Gregory (6-5 So. G-F)	11.3*
Jeff Boschee (6-1 Fr. G)	10.9*
Nick Bradford (6-6 Jr. F)	9.2*

1999-2000 (24-10) | Big 12 (11-5, 5th) NCAA Tournament Great Alaska Shootout Champions

KU Rnk	Opponent	Location	W/L	Score
N19 #11	Fairfield	Lawrence	W	97-71
N25 #10	Georgia	Anchorage, Alaska	W	88-78
N26 #10	Xavier	Anchorage, Alaska	W	111-70
N27 #10	Georgia Tech	Anchorage, Alaska	W	84-70
D2 #6	Pepperdine	Lawrence	W	76-61
D5 #6	Middle Tennessee St.	Murfreesboro, Tenn.	W	97-77
D7 #5	#4 Michigan State	Chicago, Ill.	L	54-66
D11 #5	Pittsburg State	Lawrence	W	96-71
D16 #8	#12 Ohio State	Lawrence	W	80-67
D18 #8	#20 Illinois	Chicago, Ill.	L	70-84
D22 #12	Princeton	Lawrence	W	82-67
D30 #10	Saint Louis	Kansas City, Mo.	W	71-60
J4 #9	Pennsylvania	Lawrence	W	105-59
J8 #9	Colorado	Boulder, Colo.	W	84-69
J12 #8	Kansas State	Lawrence	W	87-79
J15 #8	Nebraska	Lawrence	W	97-82
J17 #8	Texas A&M	College Station, Texas	W78-57	
J22 #7	Missouri	Columbia, Mo.	L	59-81
J24 #7	Colorado	Lawrence	W	89-74
J29 #12	Iowa State	Ames, Iowa	L	66-74
F3 #15	Iowa	Iowa City, Iowa	L	69-77
F5 #15	Texas Tech	Lawrence	W	87-62
F7 #15	#13 Oklahoma State	Stillwater, Okla.	L	53-86
F12 #20	Kansas State	Manhattan, Kan.	W	94-65
F16 #24	#14 Iowa State	Lawrence	L	62-64
F20 #24	#20 Oklahoma	Lawrence	W	53-50
F23 #23	Nebraska	Lincoln, Neb.	W	83-58
F26 #23	Baylor	Lawrence	W	80-70
F28 #23	#14 Texas	Austin, Texas	L	54-68
M5 #23	Missouri	Lawrence	W	83-82

Big 12 Conference Championship

M9 #24	Kansas State	Kansas City, Mo.	W	84-60
M10 #24	#17 Oklahoma State	Kansas City, Mo.	L	58-77

NCAA Tournament (East Region)

M17 -	DePaul	Winston-Salem, N.C.	L	W81-77
M19 -	#1 Duke	Winston-Salem, N.C.	L	L64-69

Leading Scorers

Kenny Gregory (6-5 Jr. G-F)	12.8*
Drew Gooden (6-9 Fr. F)	10.6
Nick Collison (6-9 Fr. F)	10.5*
Jeff Boschee (6-1 So. G)	10.0*
Luke Axtell (6-10 Jr. G-F)	8.7

Year-by-Year Results

2000-01 (26-7) | Big 12 (12-4, T-2nd) NCAA Tournament Coaches vs. Cancer Classic Champions Ranked #12 (AP), #7 (Coaches)

KU Rnk	Opponent	Location	W/L	Score
N9	#7 #17 UCLA	New York, N.Y.	W	99-98
N10	#7 Saint John's	New York, N.Y.	W	82-74
N17	#4 North Dakota	Lawrence	W	92-61
N20	#4 Boise State	Lawrence	W	101-61
N25	#3 Washburn	Lawrence	W	99-56
N27	#3 Middle Tennessee	Lawrence	W	92-66
N30	#2 Illinois State	Lawrence	W	80-61
D7	#3 #11 Wake Forest	Winston-Salem, N.C.	L	53-84
D12	#10 DePaul	Chicago, Ill.	W	75-69
D16	#10 Tulsa	Lawrence	W	92-69
D23	#9 Ohio State	Columbus, Ohio	W	69-68
D30	#7 Missouri State	Kansas City, Mo.	W	77-43
J6	#7 Texas Tech	Lubbock, Texas	W	94-82
J13	#5 #22 Oklahoma	Norman, Okla.	W	69-61
J17	#5 Nebraska	Lawrence	W	84-62
J20	#5 Texas A&M	Lawrence	W	100-70
J22	#5 Colorado	Boulder, Colo.	W	85-75
J27	#4 Kansas State	Lawrence	W	92-66
J29	#4 Missouri	Columbia, Mo.	L	66-75
F3	#3 Texas	Lawrence	W	82-66
F5	#3 #15 Iowa State	Lawrence	L	77-79
F10	#5 Oklahoma State	Lawrence	W	77-61
F12	#5 Baylor	Waco, Texas	L	77-85
F17	#6 #7 Iowa State	Ames, Iowa	L	71-79
F21	#11 Colorado	Lawrence	W	91-79
F25	#11 Nebraska	Lincoln, Neb.	W	78-74
F28	#10 Kansas State	Manhattan, Kan.	W	77-65
M4	#10 Missouri	Lawrence	W	75-59

Big 12 Conference Championship

M9	#9 Kansas State	Kansas City, Mo.	W	94-63
M10	#9 #16 Oklahoma	Kansas City, Mo.	L	57-62

NCAA Tournament (Midwest Region)

M16	#12 Cal-State Northridge	Dayton, Ohio	W	99-75
M18	#12 #17 Syracuse	Dayton, Ohio	W	87-58
M23	#12 #4 Illinois	San Antonio, Texas	L	64-80

Leading Scorers

Drew Gooden (6-10 So. F)	15.8*
Kenny Gregory (6-5 Sr. G-F)	15.6*
Nick Collison (6-9 So. F)	14.0*
Kirk Hinrich (6-3 So. G)	11.5*
Jeff Boschee (6-1 Jr. G)	11.1

2001-02 (33-4) | Big 12 (16-0, 1st) NCAA Tournament | Final Four Ranked #2 (AP), #2 (Coaches)

KU Rnk	Opponent	Location	W/L	Score
N19	#7 Ball State	Lahaina, Hawai'i	L	91-93
N20	#4 Houston	Lahaina, Hawai'i	W	95-78
N21	#4 Seton Hall	Lahaina, Hawai'i	W	80-62
N28	#8 Pittsburg State	Lawrence	W	105-62
D1	#8 #4 Arizona	Tucson, Ariz.	W	105-97
D4	#4 #23 Wake Forest	Lawrence	W	83-76
D8	#4 UMKC	Lawrence	W	79-68
D12	#4 Princeton	Princeton, N.J.	W	78-62



Front row (left to right): Jonas Sahrtian (strength coach), C.B. McGrath (admin. assistant), Ben Miller (assistant coach), Neil Dougherty (assistant coach), Kirk Hinrich, Drew Gooden, Jeff Carey, Jeff Boschee, Nick Collison, Roy Williams (head coach), Joe Holladay (assistant coach), Jerod Haase (admin. assistant), Mark Cairns (trainer). Back row (left to right): Justin Bauman (manager), Shannon O'Connor (manager), Jeff Hackel (manager), Lewis Harrison, Aaron Miles, Keith Langford, Bryant Nash, Wayne Simien, Todd Kappelmann, Chris Lee, Brett Ballard, Jeff Hawkins, Steven Davis (manager), Jill Ewert (manager), Jessica Johansen (manager).

33-4 | BIG 12 CHAMPIONS | NCAA MIDWEST REGION CHAMPIONS



30-8 | BIG 12 CHAMPIONS | NCAA WEST REGION CHAMPIONS

Front row (left to right): Jerod Haase (admin. assistant), Steve Robinson (assistant coach), Joe Holladay (assistant coach), Roy Williams (head coach), Aaron Miles, Jeff Graves, Nick Collison, Kirk Hinrich, Bryant Nash, Michael Lee, Ben Miller (assistant coach), C.B. McGrath (admin. assistant), Jonas Sahrtian (strength coach), Mark Cairns (trainer). Back row (left to right): Justin Bauman (manager), Shannon O'Connor (manager), Brad Hopkins (manager), Jeff Hawkins, Christian Moody, Wayne Simien, Moulaye Niang, Brett Olson, Keith Langford, Stephen Vinson, Steven Davis (manager), Jessica Johansen (manager), Tegan Thornberry (manager).

D15	#4 South Carolina State	Lawrence	W	106-73
D22	#3 North Dakota	Grand Forks, N.D.	W	108-77
D29	#2 Tulsa	Kansas City, Mo.	W	93-85
J2	#2 Valparaiso	Lawrence	W	81-73
J5	#2 Colorado	Boulder, Colo.	W	97-85
J9	#1 Nebraska	Lawrence	W	96-57
J11	#1 #11 UCLA	Los Angeles, Calif.	L	77-87
J15	#4 #6 Oklahoma State	Stillwater, Okla.	W	79-61
J19	#4 #5 Oklahoma	Lawrence	W	74-67
J23	#2 Iowa State	Ames, Iowa	W	88-81
J26	#2 Texas A&M	College Station, Texas	W	86-74
J28	#2 #18 Missouri	Lawrence	W	105-73
F2	#2 Colorado	Lawrence	W	100-73
F4	#2 Kansas State	Manhattan, Kan.	W	98-71
F9	#2 #24 Texas Tech	Lawrence	W	108-81
F11	#2 Texas	Austin, Texas	W	OT 110-103
F16	#2 Baylor	Lawrence	W	87-72
F18	#2 Iowa State	Lawrence	W	102-66
F24	#1 Nebraska	Lincoln, Neb.	W	88-87
F27	#1 Kansas State	Lawrence	W	103-68
M3	#1 Missouri	Columbia, Mo.	W	95-92

Big 12 Conference Championship

M8	#1 Colorado	Kansas City, Mo.	W	102-73
M9	#1 Texas Tech	Kansas City, Mo.	W	90-50
M10	#1 #4 Oklahoma	Kansas City, Mo.	L	55-64

NCAA Tournament (Midwest Region)

M14	#2 Holy Cross	St. Louis, Mo.	W	70-59
M16	#2 #24 Stanford	St. Louis, Mo.	W	86-63
M22	#2 #13 Illinois	Madison, Wis.	W	73-69
M24	#2 #11 Oregon	Madison, Wis.	W	104-86

NCAA Tournament (Final Four)

M30	#2 #4 Maryland	Atlanta, Ga.	L	88-97
-----	----------------	--------------	---	-------

Leading Scorers

Drew Gooden (6-10 Jr. F)	19.8*
Nick Collison (6-9 Jr. F)	15.6*
Kirk Hinrich (6-3 Jr. G)	14.8*
Jeff Boschee (6-1 Sr. G)	13.4*
Wayne Simien (6-8 Fr. F)	8.1

2002-03 (30-8) | Big 12 (14-2, 1st) NCAA Tournament | Final Four (Runner-Up) Ranked #6 (AP), #2 (Coaches)

KU Rnk	Opponent	Location	W/L	Score
N19	#2 Holy Cross	Lawrence	W	81-57
N22	#2 UNC Greensboro	Lawrence	W	105-66
N27	#2 North Carolina	New York, N.Y.	L	56-67
N29	#2 #7 Florida	New York, N.Y.	L	73-83
D4	#14 Central Mo. State	Lawrence	W	97-70
D7	#14 #7 Oregon	Portland, Ore.	L	78-84
D11	#20 #17 Tulsa	Tulsa, Okla.	W	89-80
D14	#20 Emporia State	Lawrence	W	113-61
D21	#19 UCLA	Lawrence	W	87-70
D28	#19 California	Oakland, Calif.	W	80-67
J2	#18 UNC Asheville	Lawrence	W	102-50
J4	#18 UMKC	Kansas City, Mo.	W	100-46
J6	#18 Iowa State	Ames, Iowa	W	83-54
J11	#14 Nebraska	Lawrence	W	92-59
J15	#12 Wyoming	Lawrence	W	98-70
J18	#12 Kansas State	Lawrence	W	81-64
J22	#6 Colorado	Boulder, Colo.	L	59-60
J25	#6 #1 Arizona	Lawrence	L	74-91
J27	#6 #4 Texas	Lawrence	W	90-87
F1	#12 Nebraska	Lincoln, Neb.	W	81-51
F3	#12 #25 Missouri	Lawrence	W	76-70
F8	#12 Kansas State	Manhattan, Kan.	W	82-64
F11	#9 Baylor	Waco, Texas	W	79-58
F16	#9 Iowa State	Lawrence	W	70-51
F19	#6 Colorado	Lawrence	W	94-87
F23	#6 #5 Oklahoma	Norman, Okla.	L	70-77
F26	#7 Texas A&M	Lawrence	W	85-45
M1	#7 #16 Oklahoma State	Lawrence	W	79-61
M3	#7 Texas Tech	Lubbock, Texas	W	65-56
M9	#6 Missouri	Columbia, Mo.	W	79-74

Big 12 Conference Championship

M14	#4 Iowa State	Dallas, Texas	W	89-74
M15	#4 Missouri	Dallas, Texas	L	63-68

NCAA Tournament (West Region)

M20	#6 Utah State	Oklahoma City, Okla.	W	64-61
M22	#6 Arizona State	Oklahoma City, Okla.	W	108-76
M27	#6 #7 Duke	Anaheim, Calif.	W	69-65
M29	#6 #2 Arizona	Anaheim, Calif.	W	78-75

NCAA Tournament (Final Four)

A5	#6 #9 Marquette	New Orleans, La.	W	94-61
A7	#6 #13 Syracuse	New Orleans, La.	L	78-81

Leading Scorers

Nick Collison (6-9 Sr. F)	18.5*
Kirk Hinrich (6-3 Sr. G)	17.3*
Keith Langford (6-4 So. G)	15.9*
Wayne Simien (6-9 So. F)	14.8
Aaron Miles (6-1 So. G)	8.9*

2023-24 KANSAS BASKETBALL Year-by-Year Results

BILL SELF

20 SEASONS,
2003-PRESENT
565-132, 810



2003-04 (24-9) | Big 12 (12-4, T-2nd) NCAA Tournament | Elite Eight Ranked #16 (AP), #9 (Coaches)

KU Rnk	Opponent	Location	W/L	Score
N21	#6 UT Chattanooga	Lawrence	W	90-76
N25	#6 #3 Michigan State	Lawrence	W	81-74
D1	#6 TCU	Ft. Worth, Texas	W	85-66
D6	#1 #21 Stanford	Anaheim, Calif.	L	58-64
D10	#5 Fort Hays State	Lawrence	W	80-40
D13	#5 Oregon	Kansas City, Mo.	W	77-67
D20	#6 UC Santa Barbara	Reno, Nev.	W	72-52
D21	#6 Nevada	Reno, Nev.	L	61-75
D29	#12 Binghamton	Lawrence, Kan.	W	78-46
J2	#13 Villanova	Lawrence, Kan.	W	86-79
J5	#13 Colorado	Boulder, Colo.	W	77-62
J14	#14 Kansas State	Lawrence	W	73-67
J17	#14 Texas A&M	College Station, Texas	W	71-65
J22	#12 Richmond	Lawrence	L	68-69
J25	#12 Colorado	Lawrence	W	78-57
J28	#15 Kansas State	Manhattan, Kan.	W	78-70
J31	#15 Iowa State	Ames, Iowa	L	61-68
F2	#15 Missouri	Lawrence	W	65-56
F7	#20 #19 Texas Tech	Lawrence	W	96-77
F9	#20 #13 Oklahoma State	Stillwater, Okla.	L	60-80
F15	#21 Nebraska	Lincoln, Neb.	L	55-74
F18	#21 Baylor	Lawrence	W	74-54
F21	#21 Iowa State	Lawrence	W OT	90-89
F23	#21 #10 Texas	Austin, Texas	L	67-82
F29	#20 Oklahoma	Lawrence	W	79-58
M3	#21 Nebraska	Lawrence	W	78-67
M7	#21 Missouri	Columbia, Mo.	W	84-82

Big 12 Conference Championship NCAA Tournament (St. Louis Region)

M12	#18 Missouri	Dallas, Texas	W	94-69
M13	#18 #11 Texas	Dallas, Texas	L	60-64
M19	#16 Illinois-Chicago	Kansas City, Mo.	W	78-53
M21	#16 Pacific	Kansas City, Mo.	W	78-63
M26	#16 UAB	St. Louis, Mo.	W	100-74
M28	#16 #14 Georgia Tech	St. Louis, Mo.	L OT	71-79

Leading Scorers

Wayne Simien (6-9 Jr. F)	17.8*
Keith Langford (6-4 Jr. G)	15.5*
J.R. Giddens (6-5 Fr. G)	11.3*
Aaron Miles (6-1 Jr. G)	9.1*
David Padgett (6-11 Fr. C)	6.5*

2004-05 (23-7) | Big 12 (12-4, T-1st) NCAA Tournament Ranked #12 (AP), #15 (Coaches)

KU Rnk	Opponent	Location	W/L	Score
N19	#1 Vermont	Lawrence	W	68-61
N23	#2 St. Joseph's	Lawrence	W	91-51
N29	#2 Nevada	Lawrence	W	85-52
D4	#2 Pacific	Lawrence	W	81-70
D9	#2 TCU	Lawrence	W	93-74
D11	#2 UL-Lafayette	Lawrence	W	96-51
D18	#2 South Carolina	Lawrence	W	64-60
D22	#2 Wisc.-Milwaukee	Kansas City, Mo.	W	73-62
J1	#2 #9 Georgia Tech	Lawrence	W OT	70-68
J5	#2 Texas A&M	Lawrence	W	65-60
J9	#2 #8 Kentucky	Lexington, Ky.	W	65-59

J12	#2 Iowa State	Ames, Iowa	W	71-66
J15	#2 Colorado	Boulder, Colo.	W	76-61
J19	#2 Nebraska	Lawrence	W	59-57
J22	#2 Villanova	Philadelphia, Pa.	L	62-83
J25	#6 Baylor	Waco, Texas	W	86-66
J29	#6 #16 Texas	Lawrence	W	90-65

J31	#6 Missouri	Lawrence	W	73-61
F5	#3 Nebraska	Lincoln, Neb.	W	78-65
F9	#3 Kansas State	Manhattan, Kan.	W	74-65
F12	#3 Colorado	Lawrence	W	89-60
F14	#3 Texas Tech	Lubbock, Texas	L	207-80
F19	#2 Iowa State	Lawrence	L OT	61-63
F21	#2 #21 Oklahoma	Norman, Okla.	L	63-71
F27	#8 #4 Oklahoma State	Lawrence	W	81-79
M2	#7 Kansas State	Lawrence	W	72-65
M6	#7 Missouri	Columbia, Mo.	L	68-72

Big 12 Conference Championship

M11	#9 Kansas State	Kansas City, Mo.	W	80-67
M12	#9 #10 Oklahoma State	Kansas City, Mo.	L	75-78

NCAA Tournament

M18	#12 Bucknell	Oklahoma City, Okla.	L	63-64
-----	--------------	----------------------	---	-------

Leading Scorers

Wayne Simien (6-9 Sr. F)	20.3*
Keith Langford (6-4 Sr. G)	14.4*
J.R. Giddens (6-5 So. G)	10.1*
Aaron Miles (6-1 Sr. G)	9.3*
Christian Moody (6-8 Jr. F)	5.8*

2005-06 (25-8) | Big 12 (13-3, T-1st) NCAA Tournament Big 12 Tournament Champions Ranked #12 (AP), #22 (Coaches)

KU Rnk	Opponent	Location	W/L	Score
N18	- Idaho State	Lawrence	W	90-66
N21	- #10 Arizona	Mauui, Hawaii	L	49-61
N22	- Arkansas	Mauui, Hawaii	L	64-65
N23	- Chaminade	Mauui, Hawaii	W	102-54
D1	- #20 Nevada	Lawrence	L	70-72
D3	- Western Illinois	Lawrence	W	86-57
D6	- Saint Joseph's	New York, N.Y.	L	67-70
D10	- California	Kansas City, Mo.	W	69-56
D19	- Pepperdine	Lawrence	W	63-43
D22	- Northern Colorado	Lawrence	W	85-62
D29	- New Orleans	Lawrence	W	73-56
J4	- Yale	Lawrence	W	87-46
J7	- #19 Kentucky	Lawrence	W	73-46
J11	- Colorado	Boulder, Colo.	W	75-63
J14	- Kansas State	Lawrence	L	55-59
J16	- Missouri	Columbia, Mo.	L OT	86-89
J21	- Nebraska	Lawrence	W	96-54
J25	- Texas A&M	College Station, Texas	W	83-73
J28	- Iowa State	Ames, Iowa	W	95-85
J30	- Texas Tech	Lawrence	W	86-52
F5	- #19 Oklahoma	Lawrence	W	59-58
F8	- Nebraska	Lincoln, Neb.	W	69-48
F11	- Iowa State	Lawrence	W	88-75
F13	- Oklahoma State	Stillwater, Okla.	W	64-49
F18	#22 Missouri	Lawrence	W	79-46
F21	#16 Baylor	Lawrence	W	76-61
F25	#16 #7 Texas	Austin, Texas	L	55-80
M1	#18 Colorado	Lawrence	W	75-54
M4	#18 Kansas State	Manhattan, Kan.	W	66-52

Big 12 Conference Championship

M10	#17 Oklahoma State	Dallas, Texas	W	63-62
M11	#17 Nebraska	Dallas, Texas	W	79-65
M12	#17 #8 Texas	Dallas, Texas	W	80-68

NCAA Tournament (Oakland Region)

M17	#12 Bradley	Auburn Hills, Mich.	L	73-77
-----	-------------	---------------------	---	-------

Leading Scorers

Brandon Rush (6-6 Fr. G)	13.5*
Mario Chalmers (6-1 Fr. G)	11.5*
Russell Robinson (6-1 So. G)	9.3*
Julian Wright (6-8 Fr. F)	8.5*
Sasha Kaun (6-11 So. C)	8.2*

2006-07 (33-5) | Big 12 (14-2, 1st) NCAA Tournament | Elite Eight Big 12 Tournament Champions Ranked #2 (AP), #5 (Coaches)

KU Rnk	Opponent	Location	W/L	Score
N11	#3 Northern Arizona	Lawrence	W	91-57
N15	#3 Oral Roberts	Lawrence	L	71-78
N19	#3 Towson	Lawrence	W	87-61
N21	#10 Tennessee State	Lawrence	W	89-54
N24	#10 Ball State	Las Vegas	W	64-46
N25	#10 #1 Florida	Las Vegas	W OT	82-80
N28	#5 Dartmouth	Lawrence	W	83-32
D2	#5 DePaul	Chicago, Ill.	L	57-64
D4	#5 USC	Lawrence	W	72-62
D9	#12 Toledo	Kansas City, Mo.	W	68-58
D19	#11 Winston-Salem St.	Lawrence	W	94-43
D23	#11 Boston College	Lawrence	W	84-66
D28	#9 Detroit	Lawrence	W	63-43
D30	#9 Rhode Island	Lawrence	W	80-69
J7	#9 South Carolina	Columbia, S.C.	W	70-54
J10	#6 #9 Oklahoma State	Lawrence	W	87-57
J13	#6 Iowa State	Ames, Iowa	W OT	68-64
J15	#6 Missouri	Lawrence	W	80-77
J20	#5 Texas Tech	Lubbock, Texas	L	64-69
J24	#8 Baylor	Waco, Texas	W	82-56
J27	#8 Colorado	Lawrence	W	97-74
J29	#8 Nebraska	Lincoln, Neb.	W	76-56
F3	#6 #10 Texas A&M	Lawrence	L	66-69
F7	#9 Kansas State	Lawrence	W	97-70
F10	#9 Missouri	Columbia, Mo.	W	92-74
F14	#9 Colorado	Boulder, Colo.	W	75-46
F17	#9 Nebraska	Lawrence	W	92-46
F19	#9 Kansas State	Manhattan, Kan.	W	71-62
F24	#6 Iowa State	Lawrence	W	89-52
F26	#6 Oklahoma	Norman, Okla.	W	67-65
M3	#3 #15 Texas	Lawrence	W	90-86

Big 12 Conference Championship

M9	#2 Oklahoma	Oklahoma City, Okla.	W	64-47
M10	#2 Kansas State	Oklahoma City, Okla.	W	67-61
M11	#2 #15 Texas	Oklahoma City, Okla.	W OT	88-84

NCAA Tournament (San Jose Region)

M16	#2 Niagara	Chicago, Ill.	W	107-67
M18	#2 Kentucky	Chicago, Ill.	W	88-76
M22	#2 #14 Southern Illinois	San Jose, Calif.	W	61-58
M24	#2 #7 UCLA	San Jose, Calif.	L	55-68

Leading Scorers

Brandon Rush (6-6 So. G)	13.8*
Mario Chalmers (6-1 So. G)	12.2*
Julian Wright (6-8 So. F)	12.0*
Darrell Arthur (6-9 Fr. F)	9.8
Sherron Collins (5-11 Fr. G)	9.3

2007-08 (37-3) | Big 12 (13-3, T-1st) NCAA CHAMPIONS Big 12 Tournament Champions Ranked #4 (AP), #1 (Coaches)

KU Rnk	Opponent	Location	W/L	Score
N9	#4 Louisiana Monroe	Lawrence	W	107-78
N11	#4 UMKC	Lawrence	W	85-62
N15	#4 Washburn	Lawrence	W	92-60
N21	#4 Northern Arizona	Lawrence	W	87-46
N25	#4 Arizona	Lawrence	W OT	76-72
N28	#4 Florida Atlantic	Lawrence	W	87-49
D2	#4 #22 USC	Los Angeles	W	59-55
D5	#3 Eastern Washington	Lawrence	W	85-47
D8	#3 DePaul	Lawrence	W	84-66
D15	#3 Ohio	Kansas City, Mo.	W	88-51
D18	#3 Georgia Tech	Atlanta, Ga.	W	71-66
D22	#3 Miami (Ohio)	Lawrence	W	78-54
D29	#3 Yale	Lawrence	W	86-53
J5	#3 Boston College	Chestnut Hill, Mass.	W	85-60
J8	#3 Loyola (Md.)	Lawrence	W	90-60
J12	#3 Nebraska	Lincoln, Neb.	W	79-58
J14	#3 Oklahoma	Lawrence	W	85-55
J19	#3 Missouri	Columbia, Mo.	W	76-70
J23	#2 Iowa State	Lawrence	W	83-59
J26	#2 Nebraska	Lawrence	W	84-49
J30	#2 #22 Kansas State	Manhattan, Kan.	L	75-84

Year-by-Year Results

RECORDS



2008 NCAA CHAMPIONS

37-3 | BIG 12 CHAMPIONS | NCAA CHAMPIONS

Front row (left to right): Sarah Beville (student trainer), Joe Balestrieri (manager), Sarah Bachand (manager), Lacie Reed (manager), Justin Pins (manager), Bethany Scothorn (manager), Mitch Runco (manager), Brendan Reilly (manager), Ryan Davis (manager). Second row: Taylor High (head manager), Billy Cowgill (head trainer), Ronnie Chalmers (dir. of operations), Joe Dooley (asst. coach), Darnell Jackson, Russell Robinson, Bill Self (head coach), Jeremy Case, Rodrick Stewart, Danny Manning (asst. coach), Kurtis Townsend (asst. coach), Brett Ballard (video coord.), Adhrea Hudy (strength coach), Michael Lee (graduate manager). Back row: Brennan Bechard, Sherron Collins, Chase Buford, Brady Morningstar, Brandon Rush, Cole Aldrich, Sasha Kaur, Darrell Aruther, Matt Kleinmann, Connor Teahan, Mario Chalmers, Tyrel Reed, Brad Witherspoon.

F2	#2	Colorado	Boulder, Colo.	W	72-59
F4	#2	Missouri	Lawrence	W	90-71
F9	#4	Baylor	Lawrence	W	100-90
F11	#4	#11 Texas	Austin, Texas	L	69-72
F16	#3	Colorado	Lawrence	W	69-45
F23	#3	Oklahoma State	Stillwater, Okla.	L	60-61
F27	#4	Iowa State	Ames, Iowa	W	75-64
M1	#6	Kansas State	Lawrence	W	88-74
M3	#6	Texas Tech	Lawrence	W	109-51
M8	#5	Texas A&M	College Station, Texas	W72-55	
Big 12 Conference Championship					
M14	#5	Nebraska	Kansas City, Mo.	W	64-54
M15	#5	Texas A&M	Kansas City, Mo.	W	77-71
M16	#5	#6 Texas	Kansas City, Mo.	W	84-74
NCAA Tournament (Midwest Region)					
M20	#4	Portland State	Omaha, Neb.	W	85-61
M22	#4	UNLV	Omaha, Neb.	W	75-56
M28	#4	Villanova	Detroit, Mich.	W	72-57
M30	#4	#23 Davidson	Detroit, Mich.	W	59-57
NCAA Tournament (Final Four)					
A5	#4	#1 North Carolina	San Antonio, Texas	W	84-66
A7	#4	#2 Memphis	San Antonio, Texas	W OT	75-68

Leading Scorers

Brandon Rush (6-6 Jr. G)	13.3*
Mario Chalmers (6-1 Jr. G)	12.8*
Darrell Arthur (6-9 So. F)	12.8*
Darnell Jackson (6-8 Sr. F)	11.2*
Sherron Collins (5-11 So. G)	9.3

2008-09 (27-8) | Big 12 (14-2, 1st) NCAA Tournament | Sweet 16 Ranked #14 (AP), #10 (Coaches)

KU Rnk	Opponent	Location	W/L	Score
N16	#24 UMKC	Lawrence	W	71-56
N18	#24 Florida Gulf Coast	Lawrence	W	85-45
N24	#22 Washington	Kansas City, Mo.	W	73-54
N25	#22 Syracuse	Kansas City, Mo.	L OT	81-89
N28	#22 Coppin State	Lawrence	W	85-53
D1	- Kent State	Lawrence	W	87-60
D3	- New Mexico State	Lawrence	W	100-79
D6	- Jackson State	Lawrence	W	86-62
D13	#25 Massachusetts	Kansas City, Mo.	L	60-61
D20	- Temple	Lawrence	W	71-59
D23	- Arizona	Tucson, Ariz.	L	67-84
D30	- Albany	Lawrence	W	79-43
J3	- #14 Tennessee	Lawrence	W	92-85
J6	- Siena	Lawrence	W	91-84
J10	- #8 Michigan State	East Lansing, Mich.	L	62-75
J13	- Kansas State	Lawrence	W	87-71
J17	- Colorado	Boulder, Colo.	W	73-56
J19	- Texas A&M	Lawrence	W	73-53
J24	- Iowa State	Ames, Iowa	W	82-67
J28	- Nebraska	Lincoln, Neb.	W	68-62
J31	- Colorado	Lawrence	W	66-61

F2	#21	Baylor	Waco, Texas	W	75-65
F7	#21	Oklahoma State	Lawrence	W	78-67
F9	#16	#17 Missouri	Columbia, Mo.	L	60-62
F14	#16	Kansas State	Manhattan, Kan.	W	85-74
F18	#15	Iowa State	Lawrence	W	72-55
F21	#15	Nebraska	Lawrence	W	70-53
F23	#15	#3 Oklahoma	Norman, Okla.	W	87-78
M1	#15	#11 Missouri	Lawrence	W	90-65
M4	#9	Texas Tech	Lubbock, Texas	L	65-84
M7	#9	Texas	Lawrence	W	83-73
Big 12 Conference Championship					
M12	#11	Baylor	Oklahoma City, Okla.	L	64-71
NCAA Tournament (Midwest Region)					
M20	#14	North Dakota St.	Minneapolis, Minn.	W	84-74
M22	#14	Dayton	Minneapolis, Minn.	W	60-43
M27	#14	#8 Michigan State	Indianapolis, Ind.	L	62-67
Leading Scorers					
Sherron Collins (5-11 Jr. G)	18.9*				
Cole Aldrich (6-11 So. C)	14.9*				
Tyshawn Taylor (6-3 Fr. G)	9.7*				
Marcus Morris (6-8 Fr. F)	7.4*				
Brady Morningstar (6-3 So. G)	6.5*				

2009-10 (33-3) | Big 12 (15-1, 1st) NCAA Tournament Big 12 Tournament Champions Ranked #1 (AP), #6 (Coaches)

KU Rnk	Opponent	Location	W/L	Score
N13	#1 Hofstra	Lawrence	W	101-65
N17	#1 Memphis	St. Louis, Mo.	W	57-55
N19	#1 Central Arkansas	Lawrence	W	94-44
N25	#1 Oakland	Lawrence	W	89-59
N27	#1 Tennessee Tech	Lawrence	W	112-75
D2	#1 Alcorn State	Lawrence	W	98-31
D6	#1 UCLA	Los Angeles, Calif.	W	73-61
D9	#1 Radford	Lawrence	W	99-64
D12	#1 La Salle	Kansas City, Mo.	W	90-65
D19	#1 Michigan	Lawrence	W	75-64
D22	#1 California	Lawrence	W	84-69
D29	#1 Belmont	Lawrence	W	81-51
J2	#1 #18 Temple	Philadelphia, Pa.	W	84-52
J6	#1 Cornell	Lawrence	W	71-66
J10	#1 #16 Tennessee	Knoxville, Tenn.	L	68-76
J13	#3 Nebraska	Lincoln, Neb.	W	84-72
J16	#3 Texas Tech	Lawrence	W	89-63
J20	#3 #25 Baylor	Lawrence	W	81-75
J23	#3 Iowa State	Ames, Iowa	W	84-61
J25	#2 Missouri	Lawrence	W	84-65
J30	#2 #11 Kansas State	Manhattan, Kan.	W OT	81-79
F3	#1 Colorado	Boulder, Colo.	W OT	72-66
F6	#1 Nebraska	Lawrence	W	75-64
F8	#1 #14 Texas	Austin, Texas	W	80-68
F13	#1 Iowa State	Lawrence	W	73-69

F15	#1	#24 Texas A&M	College Station, Texas	W59-54	
F20	#1	Colorado	Lawrence	W 94-74	
F22	#1	Oklahoma	Lawrence	W 81-68	
F27	#1	Oklahoma State	Stillwater, Okla.	L 77-85	
M3	#2	#5 Kansas State	Lawrence	W 82-65	
M6	#2	Missouri	Columbia, Mo.	W 77-56	
Big 12 Conference Championship					
M11	#1	Texas Tech	Kansas City, Mo.	W 80-68	
M12	#1	#23 Texas A&M	Kansas City, Mo.	W 79-66	
M13	#1	#9 Kansas State	Kansas City, Mo.	W 72-64	
NCAA Tournament (Midwest Region)					
M18	#1	Lehigh	Oklahoma City, Okla.	W90-74	
M20	#1	Northern Iowa	Oklahoma City, Okla.	L67-69	

Leading Scorers

Sherron Collins (5-11 Sr. G)	15.5*
Xavier Henry (6-6 Fr. G)	13.4*
Marcus Morris (6-8 So. F)	12.8*
Cole Aldrich (6-11 Jr. C)	11.3*
Tyshawn Taylor (6-3 So. G)	7.2*

2010-11 (35-3) | Big 12 (14-2, 1st) NCAA Tournament | Elite Eight Big 12 Tournament Champions Ranked #2 (AP), #2 (Coaches)

KU Rnk	Opponent	Location	W/L	Score	
N12	#7 Longwood	Lawrence	W	113-75	
N15	#7 Valparaiso	Lawrence	W	79-44	
N19	#7 North Texas	Lawrence	W	93-60	
N23	#6 Texas A&M-CC	Lawrence	W	82-41	
N26	#6 Ohio	Las Vegas	W	98-41	
N27	#6 Arizona	Las Vegas	W	87-79	
D2	#4 UCLA	Lawrence	W	77-76	
D7	#4 #13 Memphis	New York, N.Y.	W	81-68	
D11	#4 Colorado State	Kansas City, Mo.	W	76-55	
D18	#3 USC	Lawrence	W	70-68	
D22	#3 California	Berkeley, Calif.	W	78-63	
D29	#3 Texas Arlington	Lawrence	W	82-57	
J2	#3 Miami (OHIO)	Lawrence	W	83-56	
J5	#3 UMKC	Lawrence	W	99-52	
J9	#3 Michigan	Ann Arbor, Mich.	W OT	67-60	
J12	#3 Iowa State	Ames, Iowa	W	84-79	
J15	#3 Nebraska	Lawrence	W	63-60	
J17	#2 Baylor	Waco, Texas	W	85-65	
J22	#2 #10 Texas	Lawrence	L	63-74	
J25	#6 Colorado	Boulder, Colo.	W	82-78	
J29	#6 Kansas State	Lawrence	W	90-66	
F1	#2 Texas Tech	Lubbock, Texas	W	88-66	
F5	#2 Nebraska	Lincoln, Neb.	W	86-66	
F7	#2 #19 Missouri	Lawrence	W	103-86	
F12	#2 Iowa State	Lawrence	W	89-66	
F14	#1 Kansas State	Manhattan, Kan.	L	68-84	
F19	#1 Colorado	Lawrence	W	89-63	
F21	#3 Oklahoma State	Lawrence	W	92-65	
F26	#3 Oklahoma	Norman, Okla.	W	82-70	
M2	#2 #24 Texas A&M	Lawrence	W	64-51	
M5	#2 #22 Missouri	Columbia, Mo.	W	70-66	
Big 12 Conference Championship					
M10	#2 Oklahoma State	Kansas City, Mo.	W	63-62	
M11	#2 Colorado	Kansas City, Mo.	W	90-83	
M12	#2 #10 Texas	Kansas City, Mo.	W	85-73	
NCAA Tournament (Southwest Region)					
M18	#2 Boston University	Tulsa, Okla.	W	72-53	
M20	#2 Illinois	Tulsa, Okla.	W	73-59	
M25	#2 Richmond	San Antonio, Texas	W	77-57	
M27	#2 VCU	San Antonio, Texas	L	61-71	

Leading Scorers

Marcus Morris (6-9 Jr. F)	17.2*
Markieff Morris (6-10 Jr. F)	13.6*
Tyrel Reed (6-3 Sr. G)	9.7*
Tyshawn Taylor (6-3 Jr. G)	9.3*
Brady Morningstar (6-3 Sr. G)	7.1*

ROCK CHALK JAYHAWK

2023-24 KANSAS BASKETBALL

Year-by-Year Results



32-7 | BIG 12 CHAMPIONS | NCAA MIDWEST REGION CHAMPIONS

Back Row (L to R): Head Student Manager James Cox, Niko Roberts, Elijah Johnson, Merv Lindsay, Jamari Traylor, Thomas Robinson, Jeff Withey, Justin Wesley, Kevin Young, Ben McLemore, Christian Garrett, Naadir Tharpe and Video Coordinator Jeff Forbes. Front Row (L to R): Assistant Director of Men's Basketball Operations Brennan Bechard, Associate Director for Sports Medicine Bill Covgill, Director of Men's Basketball Operations Barry Hinson, Assistant Coach Kurtis Townsend, Travis Releford, Tyshawn Taylor, Head Coach Bill Self, Corner Teahan, Jordan Juennemann, Assistant Coach Joe Dooley, Assistant Coach Danny Manning and Assistant Athletics Director for Sports Performance Andrea Hudly.

2011-12 (32-7) | Big 12 (16-2, 1st) NCAA Tournament | Final Four (Runner-Up) Ranked #6 (AP), #2 (Coaches)

KU Rnk	Opponent	Location	W/L	Score
N11	#13 Towson	Lawrence	W	100-54
N15	#12 Kentucky	New York, N.Y.	L	65-75
N21	#14 Georgetown	Maui, Hawaii	W	67-63
N22	#14 UCLA	Maui, Hawaii	W	72-56
N23	#14 #6 Duke	Maui, Hawaii	L	61-68
N30	#15 Florida Atlantic	Lawrence	W	77-54
D3	#15 South Florida	Lawrence	W	70-42
D6	#13 Long Beach State	Lawrence	W	88-80
D10	#13 #2 Ohio State	Lawrence	W	78-67
D19	#12 Davidson	Kansas City, Mo.	L	74-80
D22	#12 USC	Los Angeles, Calif.	W	63-47
D29	#17 Howard	Lawrence	W	89-34
D31	#17 North Dakota	Lawrence	W	84-58
J4	#14 #23 Kansas State	Lawrence	W	67-49
J7	#14 Oklahoma	Norman, Okla.	W	72-61
J11	#10 Texas Tech	Lubbock, Texas	W	81-46
J14	#10 Iowa State	Lawrence	W	82-73
J16	#7 #3 Baylor	Lawrence	W	92-74
J21	#7 Texas	Austin, Texas	W	69-66
J23	#5 Texas A&M	Lawrence	W	64-54
J28	#5 Iowa State	Ames, Iowa	L	74-92
F1	#8 Oklahoma	Lawrence	W	84-62
F4	#8 #4 Missouri	Columbia, Mo.	L	71-74
F8	#7 #6 Baylor	Waco, Texas	W	68-54
F11	#7 Oklahoma State	Lawrence	W	81-66
F13	#4 Kansas State	Manhattan, Kan.	W	59-53
F18	#4 Texas Tech	Lawrence	W	83-50
F22	#4 Texas A&M	College Station, Texas	W	66-58
F25	#4 #3 Missouri	Lawrence	W OT	87-86
F27	#3 Oklahoma State	Stillwater, Okla.	W	70-58
M3	#3 Texas	Lawrence	W	73-63

Big 12 Conference Championship

M8	#3 Texas A&M	Kansas City, Mo.	W	83-66
M9	#3 #12 Baylor	Kansas City, Mo.	L	72-81

NCAA Tournament (Midwest Region)

M16	#6 Detroit	Omaha, Neb.	W	65-50
M18	#6 Purdue	Omaha, Neb.	W	63-60
M23	#6 North Carolina State	St. Louis, Mo.	W	60-57
M25	#6 #4 North Carolina	St. Louis, Mo.	W	80-67

NCAA Tournament (Final Four)

M31	#6 #7 Ohio State	New Orleans, La.	W	64-62
A2	#6 #1 Kentucky	New Orleans, La.	L	59-67

Leading Scorers

Thomas Robinson (6-10 Jr. F)	17.7*
Tyshawn Taylor (6-3 Sr. G)	16.6*
Elijah Johnson (6-4 Jr. G)	10.2*
Jeff Withey (7-0 Jr. C)	9.0*
Travis Releford (6-6 Jr. G)	8.5*

2012-13 (31-6) | Big 12 (14-4, T-1st) NCAA Tournament | Sweet 16 Ranked #3 (AP), #8 (Coaches)

KU Rnk	Opponent	Location	W/L	Score
N9	#7 SE Missouri St.	Lawrence	W	74-55
N13	#7 #21 Michigan State	Atlanta, Ga.	L	64-67
N15	#7 Chattanooga	Lawrence	W	69-65
N19	#12 Washington State	Kansas City, Mo.	W	78-41
N20	#12 Saint Louis	Kansas City, Mo.	W	73-59
N26	#10 San Jose State	Lawrence	W	70-57
N30	#10 Oregon State	Kansas City, Mo.	W	84-78
D8	#9 Colorado	Lawrence	W	90-54
D15	#9 Belmont	Lawrence	W	89-60
D18	#9 Richmond	Lawrence	W	87-59
D22	#9 #7 Ohio State	Columbus, Ohio	W	74-66
D29	#6 American	Lawrence	W	89-57
J6	#6 Temple	Lawrence	W	69-62
J9	#6 Iowa State	Lawrence	W OT	97-89
J12	#6 Texas Tech	Lubbock, Texas	W	60-46
J14	#4 Baylor	Lawrence	W	61-44
J19	#4 Texas	Austin, Texas	W	64-59
J22	#3 #11 Kansas State	Manhattan, Kan.	W	59-55
J26	#3 Oklahoma	Lawrence	W	67-54
J28	#2 West Virginia	Morgantown, W. Va.	W	61-56
F2	#2 Oklahoma State	Lawrence	L	80-85
F6	#5 TCU	Forth Worth, Texas	L	55-62
F9	#5 Oklahoma	Norman, Okla.	L	66-72
F11	#14 #10 Kansas State	Lawrence	W	83-62
F16	#14 Texas	Lawrence	W	73-47
F20	#9 #14 Oklahoma State	Stillwater, Okla.	W OT	68-67
F23	#9 TCU	Lawrence	W	74-48
F25	#6 Iowa State	Ames, Iowa	W OT	108-96
M2	#6 West Virginia	Lawrence	W	91-65
M4	#4 Texas Tech	Lawrence	W	79-42
M9	#4 Baylor	Waco, Texas	L	58-81

Big 12 Conference Championship

M14	#7 Texas Tech	Kansas City, Mo.	W	91-63
M15	#7 Iowa State	Kansas City, Mo.	W	88-73
M16	#7 #11 Kansas State	Kansas City, Mo.	W	70-54

NCAA Tournament (South Region)

M22	#3 Western Kentucky	Kansas City, Mo.	W	64-57
M24	#3 North Carolina	Kansas City, Mo.	W	70-58
M29	#3 #10 Michigan	Arlington, Texas	L OT	85-87

Leading Scorers

Ben McLemore (6-5 Fr. G)	15.9*
Jeff Withey (7-0 Sr. C)	13.7*
Travis Releford (6-6 Sr. G)	11.9*
Elijah Johnson (6-4 Sr. G)	9.9*
Kevin Young (6-8 Sr. F)	7.8*

2013-14 (25-10) | Big 12 (14-4, 1st) NCAA Tournament Ranked #10 (AP), #14 (Coaches)

KU Rnk	Opponent	Location	W/L	Score
N8	#5 Louisiana (Monroe)	Lawrence	W	80-63
N12	#5 #4 Duke	Chicago	W	94-83
N19	#2 Iona	Lawrence	W	86-66
N22	#2 Towson	Lawrence	W	88-58
N28	#2 Wake Forest	Paradise Island, Bahamas	W	87-78
N29	#2 Villanova	Paradise Island, Bahamas	L	59-63
N30	#2 UTEP	Paradise Island, Bahamas	W	67-63
D7	#6 Colorado	Boulder, Colo.	L	72-75
D10	#13 #19 Florida	Gainesville, Fla.	L	61-67
D14	#13 New Mexico	Kansas City, Mo.	W	80-63
D21	#18 Georgetown	Lawrence	W	86-64
D30	#16 Toledo	Lawrence	W	93-83
J5	#16 #21 San Diego State	Lawrence	L	57-61
J8	#18 Oklahoma	Norman, Okla.	W	90-83
J11	#18 #25 Kansas State	Lawrence	W	86-60
J13	#15 #8 Iowa State	Ames, Iowa	W	77-70
J18	#15 #9 Oklahoma State	Lawrence	W	80-78
J20	#8 #24 Baylor	Lawrence	W	78-68
J25	#8 TCU	Fort Worth, Texas	W	91-69
J29	#6 #16 Iowa State	Lawrence	W	92-81
F1	#6 #25 Texas	Austin, Texas	L	69-81
F4	#8 Baylor	Waco, Texas	W	69-52
F8	#8 West Virginia	Lawrence	W	83-69
F10	#7 Kansas State	Manhattan, Kan.	L OT	82-85
F15	#7 TCU	Lawrence	W	95-65
F18	#8 Texas Tech	Lubbock, Texas	W	64-63
F22	#8 Texas	Lawrence	W	85-54
F24	#5 Oklahoma	Lawrence	W	83-75
M1	#5 Oklahoma State	Stillwater, Okla.	L	65-72
M5	#8 Texas Tech	Lawrence	W	82-57
M8	#8 West Virginia	Morgantown, W. Va.	L	86-92

Big 12 Conference Championship

M13	#10 Oklahoma State	Kansas City, Mo.	W OT	77-70
M14	#10 Iowa State	Kansas City, Mo.	L	83-94

NCAA Tournament (South Region)

M21	#10 Eastern Kentucky	Saint Louis, Mo.	W	80-69
M23	#10 Stanford	Saint Louis, Mo.	L	57-60

2014-15 (27-9) | Big 12 (13-5, 1st) NCAA Tournament Ranked #10 (AP), #17 (Coaches)

KU Rnk	Opponent	Location	W/L	Score
N14	#5 UC Santa Barbara	Lawrence	W	69-59
N18	#5 #1 Kentucky	Indianapolis	L	40-72
N24	#11 Rider	Lawrence	W	87-60
N27	#11 Rhode Island	Orlando, Fla.	W	76-60
N28	#11 Tennessee	Orlando, Fla.	W	82-67
N30	#11 #20 Michigan State	Orlando, Fla.	W	61-56
D5	#11 Florida	Lawrence	W	71-65
D10	#10 Georgetown	Washington, D.C.	W	75-70
D13	#10 #13 Utah	Kansas City, Mo.	W	63-60
D20	#10 Lafayette	Lawrence	W	96-69
D22	#10 Temple	Philadelphia	L	52-77
D30	#13 Kent State	Lawrence	W	78-62
J4	#13 UNLV	Lawrence	W	76-61
J7	#12 #21 Baylor	Waco, Texas	W	56-55
J10	#12 Texas Tech	Lawrence	W	86-54
J13	#9 #24 Oklahoma State	Lawrence	W	67-57
J17	#9 #11 Iowa State	Ames, Iowa	L	81-86
J19	#11 #19 Oklahoma	Lawrence	W	85-78
J24	#11 #17 Texas	Austin, Texas	W	75-62
J28	#9 TCU	Fort Worth, Texas	W	64-61
J31	#9 Kansas State	Lawrence	W	68-57
F2	#8 #11 Iowa State	Lawrence	W	89-76
F7	#8 Oklahoma State	Stillwater, Okla.	L	62-67
F10	#8 Texas Tech	Lubbock, Texas	W	73-51
F14	#8 #16 Baylor	Lawrence	W	74-64

Year-by-Year Results

F16	#8	#23 West Virginia	Morgantown, W. Va.	L	61-62
F21	#8	TCU	Lawrence	W	81-72
F23	#8	Kansas State	Manhattan, Kan.	L	63-70
F28	#8	Texas	Lawrence	W	69-64
M3	#9	#20 West Virginia	Lawrence	W OT	76-69
M7	#9	#15 Oklahoma	Norman, Okla.	L	73-75

Big 12 Conference Championship

M12	#9	TCU	Kansas City, Mo.	W	64-59
M13	#9	#16 Baylor	Kansas City, Mo.	W	62-52
M14	#9	#13 Iowa State	Kansas City, Mo.	L	66-70

NCAA Tournament (Midwest Region)

M20	#10	New Mexico State	Omaha, Neb.	W	75-56
M22	#10	#14 Wichita State	Omaha, Neb.	L	65-78

Leading Scorers

Perry Ellis (6-8 Jr. F.)	13.8*
Frank Mason III (5-11 So. G.)	12.6*
Wayne Selden Jr. (6-5 So. G.)	9.4*
Kelly Oubre Jr. (6-7 Fr. G.)	9.3*
Cliff Alexander (6-8 Fr. F.)	7.1

**2015-16 (33-5) | Big 12 (15-3, 1st)
NCAA Tournament | Elite Eight
Ranked #1 (AP), #3 (Coaches)**

KU Rnk	Opponent	Location	W/L	Score
N13	#4 Northern Colorado	Lawrence	W	109-72
N17	#4 #13 Michigan State	Chicago, Ill.	L	73-79
N23	#5 Chaminade	Maui, Hawai'i	W	123-72
N24	#5 UCLA	Maui, Hawai'i	W	92-73
N25	#5 #19 Vanderbilt	Maui, Hawai'i	W	70-63
D1	#4 Loyola (Md.)	Lawrence	W	94-16
D5	#4 Harvard	Lawrence	W	75-69
D9	#2 Holy Cross	Lawrence	W	92-59
D12	#2 Oregon State	Kansas City, Mo	W	82-67
D19	#2 Montana	Lawrence, Kan.	W	88-46
D22	#2 San Diego State	San Diego, Calif.	W	70-57
D29	#2 UC Irvine	Lawrence	W	78-53
J2	#2 #23 Baylor	Lawrence	W	102-74
J4	#1 #2 Oklahoma	Lawrence	W 3OT	109-106
J9	#1 Texas Tech	Lubbock, Texas	W	69-59
J12	#1 #11 West Virginia	Morgantown, W.Va.	L	63-74
J16	#1 TCU	Lawrence	W	70-63
J19	#3 Oklahoma State	Stillwater, Okla.	L	67-86
J23	#3 Texas	Lawrence	W	76-67
J25	#4 #14 Iowa State	Ames, Iowa	L	72-85
J30	#4 #20 Kentucky	Lawrence	W OT	90-84
F3	#7 Kansas State	Lawrence	W	77-59
F6	#7 TCU	Fort Worth, Texas	W	75-56
F9	#6 #10 West Virginia	Lawrence	W	75-65
F13	#6 #3 Oklahoma	Norman, Okla.	W	76-72
F15	#2 Oklahoma State	Lawrence	W	94-67
F20	#2 Kansas State	Manhattan, Kan.	W	72-63
F23	#2 #19 Baylor	Waco, Texas	W	66-60
F27	#2 Texas Tech	Lawrence	W	67-58
F29	#1 #23 Texas	Austin, Texas	W	86-56
M5	#1 #21 Iowa State	Lawrence	W	85-78

Big 12 Conference Championship

M10	#1 Kansas State	Kansas City, Mo.	W	85-63
M11	#1 #15 Baylor	Kansas City, Mo.	W	70-66
M12	#1 #9 West Virginia	Kansas City, Mo.	W	81-71

NCAA Tournament (South Region)

M17	#1 Austin Peay	Des Moines, Iowa	W	105-79
M19	#1 Connecticut	Des Moines, Iowa	W	73-61
M24	#1 #18 Maryland	Louisville, Ky.	W	79-63
M26	#1 #6 Villanova	Louisville, Ky.	L	59-64

Leading Scorers

Perry Ellis (6-8 Sr. F.)	16.9*
Wayne Selden Jr. (6-5 Jr. G.)	13.8*
Frank Mason III (5-11 Jr. G.)	12.9*
Devonte' Graham (6-2 So. G.)	11.3*
Landen Lucas (6-10 Jr. F.)	5.8*

**2016-17 (31-5) | Big 12 (16-2, 1st)
NCAA Tournament | Elite Eight
Ranked #3 (AP), #4 (Coaches)**

KU Rnk	Opponent	Location	W/L	Score
N11	#3 #11 Indiana	Honolulu, Hawaii	L OT	99-103
N15	#7 #1 Duke	New York, N.Y.	W	77-75
N18	#7 Siena	Lawrence	W	86-65
N21	#5 UAB	Kansas City, Mo.	W	83-63
N22	#5 Georgia	Kansas City, Mo.	W	65-54
N25	#5 UNC Asheville	Lawrence	W	65-54
N29	#4 Long Beach State	Lawrence	W	91-61
D3	#3 Stanford	Lawrence	W	89-74
D6	#3 UMKC	Lawrence	W	105-62
D10	#3 Nebraska	Lawrence	W	89-72
D17	#3 Davidson	Kansas City, Mo.	W	89-71
D22	#3 UNLV	Las Vegas, Nev.	W	71-53
D30	#3 TCU	Fort Worth, Texas	W	86-80
J3	#3 Kansas State	Lawrence	W	90-88
J7	#3 Texas Tech	Lawrence	W	85-68
J10	#2 Oklahoma	Norman, Okla.	W	81-70
J14	#2 Oklahoma State	Lawrence	W	87-80
J16	#2 Iowa State	Ames, Iowa	W	76-72
J21	#2 Texas	Lawrence	W	79-67
J24	#2 #18 West Virginia	Morgantown, W.Va.	L	69-85
J28	#2 #4 Kentucky	Lexington, Ky.	W	79-73
F1	#3 #2 Baylor	Lawrence	W	73-68
F4	#3 Iowa State	Lawrence	L OT	89-92
F6	#3 Kansas State	Manhattan, Kan.	W	74-71
F11	#3 Texas Tech	Lubbock, Texas	W	80-79
F13	#3 #9 West Virginia	Lawrence	W OT	84-80
F18	#3 #4 Baylor	Waco, Texas	W	67-65
F22	#3 TCU	Lawrence	W	87-68
F25	#3 Texas	Austin, Texas	W	77-67
F27	#1 Oklahoma	Lawrence	W	90-85
M4	#1 Oklahoma State	Stillwater, Okla.	W	90-85

Big 12 Conference Championship

M9	#1 TCU	Kansas City, Mo.	L	82-85
----	--------	------------------	---	-------

NCAA Tournament (Midwest Region)

M17	#3 UC Davis	Tulsa, Okla.	W	100-62
M19	#3 Michigan State	Tulsa, Okla.	W	90-70
M23	#3 #15 Purdue	Kansas City, Mo.	W	98-66
M25	#3 #9 Oregon	Kansas City, Mo.	L	60-74

Leading Scorers

Frank Mason III (5-11 Sr. G.)	20.9*
Josh Jackson (6-8 Fr. G.)	16.3*
Devonte' Graham (6-2 Jr. G.)	13.4*
Sviatoslav Mykhailiuk (6-8 Jr. G.)	9.8*
Landen Lucas (6-10 Sr. F.)	8.0*

**2017-18 (31-8) | Big 12 (13-5, 1st)
NCAA Tournament | Final Four
Ranked #4 (AP), #3 (Coaches)**

KU Rnk	Opponent	Location	W/L	Score
N10	#4 Tennessee State	Lawrence	W	92-56
N14	#4 #7 Kentucky	Chicago, Ill.	W	65-61
N17	#4 South Dakota State	Lawrence	W	98-64
N21	#3 Texas Southern	Lawrence	W	114-71
N24	#3 Oakland	Lawrence	W	102-59
N28	#2 Toledo	Lawrence	W	96-58
D2	#2 Syracuse	Miami, Fla.	W	76-60
D6	#2 Washington	Kansas City, Mo.	L	65-74
D10	#2 #16 Arizona State	Austin, Texas	L	85-95
D16	#13 Nebraska	Lincoln, Neb.	W	73-72
D18	#13 Omaha	Lawrence	W	109-64
D21	#14 Stanford	Sacramento, Calif.	W	75-54
D29	#11 Texas	Austin, Texas	W	92-86
J2	#10 #18 Texas Tech	Lawrence	L	73-85
J6	#10 #16 TCU	Fort Worth, Texas	W	88-84
J9	#12 Iowa State	Lawrence	W	83-78
J13	#12 Kansas State*	Lawrence	W	73-72
J15	#10 #6 West Virginia*	Morgantown, W.Va.	W	71-66
J20	#10 Baylor*	Lawrence	W	70-67
J23	#5 #12 Oklahoma	Norman, Okla.	L	80-85
J27	#5 Texas A&M*	Lawrence	W	79-68
J29	#7 Kansas State*	Manhattan, Kan.	W	70-56
F3	#7 Oklahoma State	Lawrence	L	79-84
F6	#10 TCU	Lawrence	W	71-64
F10	#10 Baylor	Waco, Texas	L	64-80
F13	#13 Iowa State*	Ames, Iowa	W	83-77
F17	#13 #20 West Virginia	Lawrence	W	77-69
F19	#8 Oklahoma*	Lawrence	W	104-74
F24	#8 #6 Texas Tech	Lubbock, Texas	W	74-72
F26	#6 Texas*	Lawrence	W	80-70
M3	#6 Oklahoma State	Stillwater, Okla.	L	64-82

Big 12 Conference Championship

M8	#9 Oklahoma State*	Kansas City, Mo.	W	82-68
M9	#9 Kansas State*	Kansas City, Mo.	W	83-67
M10	#9 #18 West Virginia*	Kansas City, Mo.	W	81-70

NCAA Tournament (Midwest Region)

M15	#4 Penn*	Wichita, Kan.	W	76-60
M17	#4 Seton Hall*	Wichita, Kan.	W	83-79
M23	#4 #20 Clemson*	Omaha, Neb.	W	80-77
M25	#4 #9 Duke*	Omaha, Neb.	W OT	85-81

NCAA Tournament (Final Four)

M31	#4 #2 Villanova	San Antonio, Texas	L	79-95
-----	-----------------	--------------------	---	-------

Leading Scorers

Devonte' Graham (6-2 Sr. G.)	17.3
Sviatoslav Mykhailiuk (6-8 Sr. G.)	14.6
Malik Newman (6-3 RS-So. G.)	14.2
Udoka Azubuike (7-0 So. C.)	13.0
Lagerald Vick (6-5 Jr. G.)	12.1

*Win was later vacated

2023-24 KANSAS BASKETBALL

Year-by-Year Results

2018-19 (26-10) | Big 12 (12-6, 3rd)

NCAA Tournament | Second Round

Ranked #17 (AP), #16 (Coaches)

KU Rnk	Opponent	Location	W/L	Score
N6	#1 #10 Michigan State	Indianapolis, Ind.	W	92-87
N12	#2 Vermont	Lawrence	W	84-68
N16	#2 Louisiana	Lawrence	W	89-76
N21	#2 Marquette	Brooklyn, N.Y.	W	77-68
N23	#2 #5 Tennessee	Brooklyn, N.Y.	W OT	87-82
D1	#2 Stanford	Lawrence	W OT	90-84
D4	#2 Wofford	Lawrence	W	72-47
D8	#2 New Mexico State	Kansas City, Mo.	W	63-60
D15	#1 #17 Villanova	Lawrence	W	74-71
D18	#1 South Dakota	Lawrence	W	89-53
D22	#1 #18 Arizona State	Tempe, Ariz.	L	76-80
D29	#5 Eastern Michigan	Lawrence	W	87-63
J2	#5 #23 Oklahoma	Lawrence	W	70-63
J5	#5 Iowa State	Ames, Iowa	L	60-77
J9	#7 #25 TCU	Lawrence	W	77-68
J12	#7 Baylor	Waco, Texas	W	73-68
J14	#7 Texas	Lawrence	W	80-78
J19	#7 West Virginia	Morgantown, W.Va.	L	64-65
J21	#9 #24 Iowa State	Lawrence	W	80-76
J26	#9 #8 Kentucky	Lexington, Ky.	L	63-71
J29	#11 Texas	Austin, Texas	L	63-73
F2	#11 #16 Texas Tech	Lawrence	W	79-63
F5	#13 Kansas State	Manhattan, Kan.	L	67-74
F9	#13 Oklahoma State	Lawrence	W	84-72
F11	#14 TCU	Fort Worth, Texas	W OT	82-77
F16	#14 West Virginia	Lawrence	W	78-53
F23	#12 #14 Texas Tech	Lubbock, Texas	L	62-91
F25	#15 #16 Kansas State	Lawrence	W	64-49
M2	#15 Oklahoma State	Stillwater, Okla.	W	72-67
M5	#13 Oklahoma	Norman, Okla.	L	68-81
M9	#13 Baylor	Lawrence	W	78-70

Big 12 Conference Championship

M14	#17 Texas	Kansas City, Mo.	W	65-57
M15	#17 West Virginia	Kansas City, Mo.	W	88-74
M16	#17 Iowa State	Kansas City, Mo.	L	66-78

NCAA Tournament (Midwest Region)

M21	#17 Northeastern	Salt Lake City, Utah	W	87-53
M23	#17 #14 Auburn	Salt Lake City, Utah	L	75-89

Leading Scorers

Dedric Lawson (6-9 Jr. F)	19.4*
Lagerald Vick (6-5 Sr. G)	14.1*
Udoka Azubuike (7-0 Jr. C)	13.4
Devon Dotson (6-2 Fr. G)	12.3*
Ochai Agbaji (6-5 Fr. G)	8.5*

2019-20 (28-3) | Big 12 (17-1, 1st)

Ranked #1 (AP), #1 (Coaches)

KU Rnk	Opponent	Location	W/L	Score
N5	#3 #4 Duke	New York, N.Y.	L	66-68
N8	#3 UNC Greensboro	Lawrence	W	74-62
N15	#5 Monmouth	Lawrence	W	112-57
N19	#4 East Tennessee St.	Lawrence	W	75-63
N25	#4 Chaminade	Maui, Hawai'i	W	93-63
N26	#4 BYU	Maui, Hawai'i	W	71-56
N27	#4 Dayton	Maui, Hawai'i	W OT	90-84
D7	#2 #20 Colorado	Lawrence	W	72-58
D10	#2 Milwaukee	Lawrence	W	95-68
D14	#2 Kansas City	Kansas City	W	98-57
D21	#1 #18 Villanova	Philadelphia	L	55-56
D29	#5 Stanford	Palo Alto, Calif.	W	72-56
J4	#3 #16 West Virginia	Lawrence	W	60-53
J8	#3 Iowa State	Ames, Iowa	W	79-53
J11	#3 #4 Baylor	Lawrence	L	55-67
J14	#6 Oklahoma	Norman, Okla.	W	66-52
J18	#6 Texas	Austin, Texas	W	66-57
J21	#3 Kansas State	Lawrence	W	81-60
J25	#3 Tennessee	Lawrence	W	74-68
J27	#3 Oklahoma State	Stillwater, Okla.	W	65-50
F1	#3 Texas Tech	Lawrence	W	78-75
F3	#3 Texas	Lawrence	W	69-58
F8	#3 TCU	Fort Worth, Texas	W	60-46
F12	#3 West Virginia	Morgantown, W.Va.	W	58-49
F15	#3 Oklahoma	Lawrence	W	87-70
F17	#3 Iowa State	Lawrence	W	91-71

F22	#3 #1 Baylor	Waco, Texas	W	64-61
F24	#1 Oklahoma State	Lawrence	W	83-58
F29	#1 Kansas State	Manhattan, Kan.	W	62-58
M4	#1 TCU	Lawrence	W	75-66
M7	#1 Texas Tech	Lubbock, Texas	W	66-62

Big 12 Conference Championship

CANCELED DUE TO CORONAVIRUS OUTBREAK

NCAA Tournament

CANCELED DUE TO CORONAVIRUS OUTBREAK

Leading Scorers

Devon Dotson (6-2 So. G)	18.1*
Udoka Azubuike (7-0 Sr. C)	13.7*
Ochai Agbaji (6-5 So. G)	10.0*
Marcus Garrett (6-5 Jr. G)	9.2*
Isaiah Moss (6-5 Sr. G)	7.9*

2020-21 (21-9) | Big 12 (12-6, 2nd)

Ranked #1 (AP), #1 (Coaches)

KU Rnk	Opponent	Location	W/L	Score
N26	#6 #1 Gonzaga	Fort Myers, Fla.	L	90-102
N27	#6 Saint Joseph's	Fort Myers, Fla.	W	94-72
D1	#7 #20 Kentucky	Indianapolis, Ind.	W	65-62
D3	#7 Washburn	Lawrence	W	89-54
D5	#7 North Dakota State	Lawrence	W	65-61
D8	#5 #8 Creighton	Lawrence	W	73-72
D11	#5 Omaha	Lawrence	W	95-50
D17	#5 #14 Texas Tech	Lubbock, Texas	W	58-57
D22	#3 #7 West Virginia	Lawrence	W	79-65
J2	#3 #8 Texas	Lawrence	L	84-59
J5	#6 TCU	Fort Worth, Texas	L	93-64
J9	#6 Oklahoma	Lawrence	W	63-59
J12	#6 Oklahoma State	Stillwater, Okla.	L	70-75
J18	#9 #2 Baylor	Waco, Texas	L	69-77
J23	#9 Oklahoma	Norman, Okla.	L	68-75
J28	#15 TCU	Lawrence	W	59-51
J30	#15 #18 Tennessee	Knoxville, Tenn.	L	61-80
F2	#23 Kansas State	Lawrence	W	74-51
F6	#23 #17 West Virginia	Morgantown, W. Va.	L	79-91
F8	NR #23 Oklahoma State	Lawrence	W	78-66
F11	NR Iowa State	Lawrence	W	97-64
F13	NR Iowa State	Ames, Iowa	W	64-50
F17	#23 Kansas State	Manhattan, Kan.	W	59-41
F20	#23 #15 Texas Tech	Lawrence	W	67-61
F23	#17 Texas	Austin, Texas	L	72-75(OT)
F27	#17 #2 Baylor	Lawrence	W	71-58
M4	#13 UTEP	Lawrence	W	67-62

Big 12 Conference Championship

M11	#11 #24 Oklahoma	Kansas City, Mo.	W	69-62
-----	------------------	------------------	---	-------

NCAA Tournament (West Region)

M20	#12 Eastern Washington	Indianapolis, Ind.	W	93-84
M22	#12 #23 USC	Indianapolis, Ind.	L	51-85

Leading Scorers

Ochai Agbaji (6-5 Jr. G)	14.1*
David McCormack (6-10 Jr. F)	13.4*
Jalen Wilson (6-8 Fr. F)	11.8*
Marcus Garrett (6-5 Sr. G)	11.0*
Christian Braun (6-6 So. G)	9.7*

2021-22 (34-6) | Big 12 (14-4, T-1st)

NCAA CHAMPIONS

Big 12 Tournament Champions

Ranked #3 (AP), #3 (Coaches)

KU Rnk	Opponent	Location	W/L	Score
N9	#3 Michigan State	New York, NY	W	87-74
N12	#3 Tarleton State	Lawrence	W	88-62
N18	#3 Stony Brook	Lawrence	W	88-59
N25	#4 North Texas	Orlando, Fla.	W	71-59
N26	#4 Dayton	Orlando, Fla.	L	73-74
N28	#4 Iona	Orlando, Fla.	W	96-83
D3	#8 St. John's	Elmont, NY	W	95-75
D7	#8 UTEP	Kansas City, Mo.	W	78-52
D11	#8 Missouri	Lawrence	W	102-65
D18	#7 Stephen F. Austin	Lawrence	W	80-72
D29	#6 Nevada	Lawrence	W	88-61
J1	#6 George Mason	Lawrence	W	76-67
J4	#6 Oklahoma State	Stillwater, Okla.	W	74-63
J8	#6 #25 Texas Tech	Lubbock, Texas	L	67-75
J11	#9 #15 Iowa State	Lawrence	W	62-61
J15	#9 West Virginia	Lawrence	W	85-59
J18	#7 Oklahoma	Norman, Okla.	W	67-64
J22	#7 Kansas State	Manhattan, Kan.	W	78-75
J24	#5 #13 Texas Tech	Lawrence	W OT	94-91
J29	#5 #12 Kentucky	Lawrence	L	62-80
F1	#10 #20 Iowa State	Ames, Iowa	W	70-61
F5	#10 #8 Baylor	Lawrence	W	83-59
F7	#8 #20 Texas	Austin, Texas	L	76-79
F12	#8 Oklahoma	Lawrence	W	71-69
F14	#6 Oklahoma State	Lawrence	W	76-62
F19	#6 West Virginia	Morgantown, WV	W	71-58
F22	#5 Kansas State	Lawrence	W	102-83
F26	#10 #10 Baylor	Waco, Texas	L	70-80
M1	#6 TCU	Fort Worth, Texas	L	64-74
M3	#6 TCU	Lawrence	W	72-68
M5	#6 #21 Texas	Lawrence	W OT	70-63

Big 12 Conference Championship

M10	#6 West Virginia	Kansas City, Mo.	W	87-63
M11	#6 TCU	Kansas City, Mo.	W	75-62
M12	#6 #14 Texas Tech	Kansas City, Mo.	W	74-65

NCAA Tournament (Midwest Region)

M17	#3 Texas Southern	Fort Worth, Texas	W	83-56
M19	#3 Creighton	Fort Worth, Texas	W	79-72
M25	#3 #13 Providence	Chicago, Ill.	W	66-61
M27	#3 Miami	Chicago, Ill.	W	76-50

NCAA Tournament (Final Four)

A2	#3 #6 Villanova	New Orleans, La.	W	81-65
A4	#3 North Carolina	New Orleans, La.	W	72-69

Leading Scorers

Ochai Agbaji (6-5 Sr. G)	18.8*
Christian Braun (6-6 Jr. G)	14.1*
Jalen Wilson (6-8 So. F)	11.1*
David McCormack (6-10 Sr. F)	10.6*
Remy Martin (6-0 Sr. G)	8.6*



2022 NCAA CHAMPIONS

34-6 | BIG 12 CHAMPIONS | NCAA CHAMPIONS

Back Row (L to R): Samantha Thomas, Jaden Gard, Joseph Yesufu, Dajuan Harris Jr., Kyle Cuffe Jr., Christian Braun, Jalen Wilson, Zach Clemons, KJ Adams Jr., Dillon White, Michael Jankovich, Charlie McCarthy, Bobby Pettiford Jr., Director of Sports Performance Ramsey Nijem. Front Row (L to R): Associate Director for Sports Medicine Bill Cowgill, Assistant Coach Jeremy Case, Assistant Coach Norm Roberts, Remy Martin, Jalen Coleman-Lands, Cam Martin, David McCormack, Head Coach Bill Self, Mitch LightFoot, Ochai Agbaji, Chris Teahan, Assistant Coach Kurtis Townsend, Director of Basketball Operations Fred Quartlebaum, Director of Scouting Brennan Bechard, Video Coordinator Brady Morningstar.

Year-by-Year Results

2022-23 (28-8) | Big 12 (13-5, 1st) NCAA Tournament | Second Round Ranked #4 (AP), #11 (Coaches)

KU Rnk	Opponent	Location	W/L	Score
N7	#5 Omaha	Lawrence	W	89-64
N10	#5 North Dakota State	Lawrence	W	82-59
N15	#6 #7 Duke	Indianapolis, Ind.	W	69-74
N18	#6 Southern Utah	Lawrence	W	82-76
N23	#3 N.C. State	Bahamas	W	80-74
N24	#3 Wisconsin	Bahamas	W OT	69-68
N25	#3 #22 Tennessee	Bahamas	L	50-64
N28	#9 Texas Southern	Lawrence	W	87-55
D1	#9 Seton Hall	Lawrence	W	91-65
D10	#6 Missouri	Columbia, Mo.	W	95-67
D17	#8 #14 Indiana	Lawrence	W	84-62
D22	#4 Harvard	Lawrence	W	68-54
D31	#4 Oklahoma State	Lawrence	W	69-67
J3	#3 Texas Tech	Lubbock, Texas	W	75-72
J7	#3 West Virginia	Morgantown, W.Va.	W	76-62
J10	#2 Oklahoma	Lawrence	W	76-62
J14	#2 #14 Iowa State	Lawrence	W	62-60
J17	#2 #13 Kansas State	Manhattan, Kan.	L OT	82-83
J21	#2 #14 TCU	Lawrence	L	60-83
J23	#9 #21 Baylor	Waco, Texas	L	69-75
J28	#9 Kentucky	Lexington, Ken.	W	77-68
J31	#8 #7 Kansas State	Lawrence	W	90-78
F4	#8 #13 Iowa State	Ames, Iowa	L	53-68
F6	#9 #5 Texas	Lawrence	W	88-80
F11	#9 Oklahoma	Norman, Okla.	W	78-55
F14	#5 Oklahoma State	Stillwater	W	87-76
F18	#5 #9 Baylor	Lawrence	W	87-71
F20	#3 #24 TCU	Fort Worth, Texas	W	63-58
F25	#3 West Virginia	Lawrence	W	76-74
F28	#3 Texas Tech	Lawrence	W	67-63
M4	#3 #9 Texas	Austin, Texas	L	63-67

Big 12 Conference Championship

M9	#3 West Virginia	Kansas City, Mo.	W	78-61
M10	#3 Iowa State	Kansas City, Mo.	W	78-58
M11	#3 #7 Texas	Kansas City, Mo.	L	56-76

NCAA Tournament (Midwest Region)

M16	#4 Howard	Des Moines, Iowa	W	96-68
M18	#4 Arkansas	Des Moines, Iowa	L	71-72

Leading Scorers

Jalen Wilson (6-8 Jr. F)	20.1*
Grady Dick (6-8 Fr. G)	14.1*
Kevin McCullar Jr. (6-7 R-Sr. G)	10.7*
KJ Adams Jr. (6-7 So. F)	10.6*
Dajuan Harris Jr. (6-2 R-Jr. G)	8.9*



EXHIBITION RECORD

92-9; H: 65-4; A: 5-3; N: 18-2

DATE	OPPONENT	LOCATION	SCORE
11/20/78	USSR	Lawrence	L... 84-87
11/15/79	Yugoslavia	Lawrence	L... 76-77
11/17/81	China	Lawrence	W... 83-63
11/15/82	Yugoslavia	Lawrence	W... 83-74
11/16/83	Netherlands	Lawrence	W... 74-70
11/15/84	China	Lawrence	W... 91-69
11/8/85	Czechoslovakia	Lawrence	W... 86-69
11/19/86	USSR	Lawrence	W... 84-78
11/13/87	Italy	Lawrence	W... 88-82
11/19/88	USSR	Lawrence	L... 84-93 ot
11/9/90	Melbourne, Aus.	Lawrence	W... 90-76
11/16/90	Flint, Mich. AAU	Lawrence	W... 110-101
11/9/91	High Five America	Lawrence	W... 99-82
11/16/91	E. Melbourne	Lawrence	W... 94-66
11/19/92	Marathon AAU	Lawrence	W... 121-54
11/27/92	Australia Gold	Lawrence	W... 113-58
11/16/93	Marathon AAU	Lawrence	W... 103-94
11/29/93	Australia	Lawrence	L... 82-93
11/10/94	Victorian All-Stars	Lawrence	W... 87-85
11/17/94	Marathon AAU	Lawrence	W... 114-57
11/10/95	Converse All-Stars	Lawrence	W... 102-69
11/20/95	Victorian All-Stars	Lawrence	W... 116-44
12/27/95	Pau Orthez	Strausbourg, France	L... 38-45
12/27/95	Strausbourg	Strausbourg, France	L... 48-50
12/28/95	Lisbonne Benfica	Strausbourg, France	L... 90-101
11/16/96	Geelong, Aus.	Lawrence	W... 115-80
11/18/96	Converse All-Stars	Lawrence	W... 115-81
11/3/97	Outback All-Stars	Lawrence	W... 117-87
11/10/97	Pella Windows	Lawrence	W... 98-79
11/7/98	Calif. All-Stars	Lawrence	W... 96-89
11/10/98	Geelong, Aus.	Lawrence	W... 140-78
11/6/99	Calif. All-Stars	Lawrence	W... 124-101
11/13/99	Geelong, Aus.	Lawrence	W... 119-44
11/1/00	Calif. All-Stars	Lawrence	W... 98-80

11/4/00	Emporia State	Lawrence	W... 120-51
11/7/01	EA Sports All-Stars	Lawrence	W... 98-77
11/13/01	Fort Hays State	Lawrence	W... 95-41
11/4/02	EA Sports All Stars	Lawrence	W... 111-94
11/12/02	Washburn	Lawrence	W... 101-66
11/4/03	EA Sports All-Stars	Lawrence	W... 91-87
11/1/03	Pittsburg State	Lawrence	W... 103-73
9/4/04	Brittish Columbia	Vancouver, Canada	W... 82-51
9/5/04	Langara College	Vancouver, Canada	W... 101-46
9/4/04	Fraser Valley All-Stars	Abbotsford, Can.	W... 106-71
9/6/04	Burnaby All-Stars	Burnaby, Canada	W... 98-76
11/7/04	Emporia State	Lawrence	W... 115-70
11/14/04	Washburn	Lawrence	W... 79-70
11/9/05	Fort Hays State	Lawrence	W... 96-62
11/14/05	Pittsburg State	Lawrence	W... 73-47
11/2/06	Washburn	Lawrence	W... 99-69
11/7/06	Emporia State	Lawrence	W... 90-55
11/1/07	Pittsburg State	Lawrence	W... 94-59
11/6/07	Fort Hays State	Lawrence, Kan.	W... 93-56
8/30/08	McGill	Ottawa, Canada	W... 72-67
8/30/08	Carleton	Ottawa, Canada	W... 84-83
8/31/08	Ottawa	Ottawa, Canada	W... 95-60
11/4/08	Washburn	Lawrence	W... 98-79
11/1/08	Emporia State	Lawrence	W... 103-58
11/3/09	Fort Hays State	Lawrence	W... 107-68
11/10/09	Pittsburg State	Lawrence	W... 130-45
11/2/10	Washburn	Lawrence	W... 92-62
11/9/10	Emporia State	Lawrence	W... 90-59
11/1/11	Pittsburg State	Lawrence	W... 84-55
11/8/11	Fort Hays State	Lawrence	W... 101-52
8/7/12	Swiss National Team	Fribourg, Switz.	W... 79-76
8/8/12	Swiss National Team	Fribourg, Switz.	W... 83-79
8/11/12	AMW France	Paris, France	L... 73-74
8/12/12	AMW France	Paris, France	L... 60-79
10/30/12	Emporia State	Lawrence	W... 88-54
11/5/12	Washburn	Lawrence	W... 62-50
10/29/13	Pittsburg State	Lawrence	W... 97-57

11/5/13	Fort Hays State	Lawrence	W... 92-75
11/3/14	Washburn	Lawrence	W... 85-53
11/11/14	Emporia State	Lawrence	W... 109-56
6/23/15	Canada	Kansas City, Mo.	W... 91-83
6/26/15	Canada	Kansas City, Mo.	W... 87-76
7/4/15	Turkey	Gwanju, Korea	W... 66-57
7/5/15	Brazil	Gwanju, Korea	W... 81-72
7/7/15	Chile	Gwanju, Korea	W... 106-41
7/8/15	Serbia	Gwanju, Korea	W... 66-65
7/9/15	Switzerland	Gwanju, Korea	W... 96-57
7/11/15	Lithuania	Gwanju, Korea	W... 70-48
7/12/15	Russia	Gwanju, Korea	W... 78-68
7/13/15	Germany (20T)	Gwanju, Korea	W... 84-72
11/4/15	Pittsburg State	Lawrence	W... 89-66
11/10/15	Fort Hays State	Lawrence	W... 95-59
11/1/16	Washburn	Lawrence	W... 92-74
11/6/16	Emporia State	Lawrence	W... 104-62
8/2/17	Stella Azzurra	Rome, Italy	W... 90-56
8/3/17	Players Group	Rome, Italy	W... 92-61
8/5/17	Player Group	Seregno, Italy	W... 99-71
8/6/17	Italy All-Stars	Seregno, Italy	W... 118-74
10/22/17	Missouri	Kansas City, Mo.	W... 93-87
10/31/17	Pittsburg State	Lawrence	W... 100-54
11/7/17	Fort Hays State	Lawrence	W... 86-57
10/25/18	Emporia State	Lawrence	W... 93-55
11/1/18	Washburn	Lawrence	W... 79-52
10/24/19	Fort Hays State	Lawrence	W... 86-56
10/31/19	Pittsburg State	Lawrence	W... 102-42
11/7/17	Fort Hays State	Lawrence	W... 86-57
10/25/18	Emporia State	Lawrence	W... 93-55
11/1/18	Washburn	Lawrence	W... 79-52
10/24/19	Fort Hays State	Lawrence	W... 86-56
10/31/19	Pittsburg State	Lawrence	W... 102-42
11/3/21	Emporia State	Lawrence	W... 86-60
11/3/22	Pittsburg State	Lawrence	W... 94-63



Business Friends Working for the Future of Kansas



BLACK STAG BREWERY

Reservations 785-766-1163

Located in Historic Downtown Lawrence
623 Massachusetts St
FOLLOW US ON  

Private Party Space
Perfect for Graduation Parties

Drink and Eat Locally

OPEN DAILY AT 11 AM

LOCALLY-OWNED FAMILY BREWERY - FULL-SERVICE RESTAURANT AND BAR



fiesta CANGCUN
MEXICAN RESTAURANT

MONDAY-SUNDAY 11AM - 10PM

(785) 424-7020
740 MASS. ST. | LAWRENCE, KS 66044

Everyday European Foods & Sweets

DOWNTOWN LAWRENCE, KANSAS

OPEN 7 DAYS A WEEK!



Au Marché
the European market
1998

chocolate • macarons • cheese • salami • paté
bulk coffee & tea • cookbooks • cards • gifts • soap

931 Massachusetts St. • 785.865.0876 • AuMarche.com

Lou & Co
HAIR STUDIO

Keeping Clients Confident and Beautiful Since 2010

Lawrence's Premier Lux Salon with a Down to Earth Approach

Specializing in:

- Hair
- Waxing
- Make-up
- Nails
- Skincare

www.louandcosalon.com | 785-856-1145 | Louandcosalon



Your Local Mexican Food & Latin Specialties

1410 Kasold Dr, Suite A17
Lawrence, KS 66049
(785) 424-7204

Hours: Mon-Thurs & Sun 11 AM-9 PM
Fri-Sat 11 AM-10 PM



SALTY IGUANA
MEXICAN RESTAURANT

Monday - Thursday: 11:00 am - 9:00 pm
Friday - Saturday: 11:00 am - 10:00 pm
Sunday: 11:00 am - 9:00 pm

4931 West 6th St.
Lawrence KS 66049
www.saltyiguana.com

THE BUMP STORE

Lawrence, KS • www.thebumpstore.com


An affordable and sustainable pregnancy boutique



cafe the mani **CAFE THE MANI**

The Best Savory Korean Restaurant

cafethemani.com | 785.727.5958
7 E 7th Street Lawrence, KS 66044



PROVIDERS OF CRAFT BEER & WINE
MAKING SUPPLIES AND INGREDIENTS

Beer & Wine Kits, Grains, Extracts, Hops, Yeast, Bottling Supplies,
Kegging Supplies, Varietal Grape Concentrate, and more.

www.lawrencebrewsupply.com • (785) 312-2143



Authentic Mediterranean Food
From Fresh Tabouli to
Sweet and Savory Baklava!

2311 Wakarusa Dr # E
Lawrence, KS 66047
(785) 843-3872



Contractors Building for the Future of Kansas



A Proud Fan of the University of Kansas and the KU Jayhawks!



Scan to learn more about our work on campus.

KOLDE
CONCRETE CONSTRUCTION

Placing Concrete since 1983

(785) 437-3730
KoldeConcrete.com

Mechanical Contractors

DESIGN Mechanical, Inc.

Mechanical Service • Mechanical Construction
913-281-7200 • Kansas City, KS
Visit us on the web at www.dmi-kc.com

MECHANICAL SERVICE CONTRACTORS OF AMERICA
MSCA STAR QUALIFIED

...your assurance of quality and value

AAP Associated Air Products

Go Hawks! **CHEER**

Rex H Mustain
President
advise.design.deliver

913-894-5600
rmustain@aap-kc.com
913-207-7750
913-894-0648

Associated Air Products, Inc.
14900 West 107th Street
Lenexa, KS 66215

www.aap-kc.com

785-843-2830 | kstitle.com

KANSAS SECURED TITLE
SERVICE BEYOND EXPECTATION

Conveniently Located to Serve You!

Augusta | Chanute | Coffeyville | Derby | El Dorado | Holton
Hutchinson | Independence | Lawrence | Leavenworth | Manhattan
McPherson | Oskaloosa | Salina | Tonganoxie | Topeka | Wichita | Winfield

Dreaming of Spring?

Plan your Trip to the
East Coast of Iowa

Clinton, Iowa & Fulton, Illinois

6: Consignment
Crawl, Resale Tour & Retail
Shopping Spree
Iowa & Fulton, Illinois





Great Revivalist Brewery—Wide River Winery—Showboat Theatre
DelImmigrant Windmill—Krumpets Bakery—Grandma's Goody Jar
Rusty Barrel Lounge—Candlelight Inn—Wild Rose Casino

Theatre
Music
Golf
Murals
Zoo
Sculpture
Museums
Festivals
Great Eats
Art Cinema
Unique Shops
Hospitality
Cool Spaces
and...
**FRIENDLY
FACES!**



where the arts are
unavoidable!



VisitSalina.org

Scan for
Visitors' Guide!



Tamales, empanadas, tacos, and more!

602 W 9th St. | Lawrence, KS 66044 | (785) 424-7565



900 Illinois St. | Lawrence, KS 66044 | (785) 841-3663



HOLISTIC. ORGANIC. CLEAN.
FACIALS & WAXING

3010 Four Wheel Drive, Lawrence, Kansas
(We are inside Salon Luna)

785-393-6199 | satsumaesthetics.com



PAYNE & JONES
CHARTERED
ATTORNEYS AT LAW

11000 King Street
Overland Park, KS 66210
P. (913) 469-4100

Business Law | Family Law | Estate Planning
Probate | Litigation

www.paynejones.com

Good Luck Kansas from your Friends in Business

TRANSFORM LEARNING SPACES

McCOWNGORDON
CONSTRUCTION



Priorities have shifted in learning spaces and now more than ever we know the importance of *place* for student athletes. McCownGordon can help Universities realize their full potential in existing spaces or start from the ground up. We are proud to be building for the University of Kansas community.

“RCJH!” FROM YOUR PARTNERS AT



Terry Stensland
terry.stensland@jamarshall.com
913.601.3414

Alex Biddlecombe
alex.biddlecombe@fdcontract.com
816.389.4972



eagle TECHNOLOGIES **People Making Technology Easy**

- datacenter solutions
- cybersecurity
- data storage
- data protection
- cloud/virtualization
- networking

www.eagleinc.com | 800.477.5432

FERGUSON

Providing you quality plumbing and HVAC products

TFMComm Inc
Wireless Communication Solutions
(785) 233-2343
www.tfmcomm.com

MOTOROLA SOLUTIONS
Channel Partner

910 E. 28th Street
Lawrence, KS 66046

323 S Kansas Ave.
Topeka, KS 66603

SAINT JOE DISTRIBUTING

Trusted. Local. Blue.

That's healthcare the Kansas way.



Proud Partner of Kansas Athletics



BlueCross BlueShield
Kansas

1133 SW Topeka Blvd
Topeka, KS 66629



Visit us at bcbsks.com

LNP 11/20 An independent licensee of the Blue Cross Blue Shield Association.

Media Information

GAME NOTES

Prior to games, a complete set of game notes previewing the upcoming game and reviewing the season will be available on KUAthletics.com. The release will also be emailed to media requesting this service.

PREGAME PRESS CONFERENCES

Bill Self will conduct press conferences throughout the season. Media members should contact the communications office for accurate dates and times. KU players will be available prior to practice on the same day. Following the press conference, the videos will be posted at www.KUAthletics.com.

INTERVIEWS

Other than postgame, contact the communications office for all player or coach interview requests. To request players and coaches, media should contact Chris Theisen (theisen@ku.edu) or Max Aebersold (max.aebersold@ku.edu) of the communications staff.

Out-of-town media wishing to interview Kansas players or coaches should also contact the communications office.

Cell phone numbers for players will not be provided and players have been instructed not to accept calls from media without prior notice from the communications office. Please do not contact a player or coach without scheduling the interview through the communications office.

COVERING HOME GAMES

CREDENTIALS

All credential requests must be made online. Contact the communications office for information on how to access the site. Season credentials will be granted only to outlets that cover KU basketball on a daily basis. Single-game credentials must be requested at least 48 hours prior to game day. Criteria for those who receive credentials will be on the on-line applications.

GETTING TO ALLEN FIELDHOUSE & MEDIA PARKING

Most media parking is located in Lot 90 which is south and east of Allen Fieldhouse. From Kansas City (Kansas City International Airport), take I-29 North to I-435 South toward Topeka. Merge onto I-70 West to Topeka. Use exit 202 (west exit) in Lawrence and drive south to 15th Street, which is also Bob Billings. Take a left (east) on 15th Street into campus. After about a half mile, turn right (south) on Burdick Drive then in one block turn left (east) on Irving Hill Road. Go past Allen Fieldhouse and take a right at the three-way stop then your next right on Naismith Drive (with Allen Fieldhouse on your right).

MEDIA WILL CALL & PRESS ROOM LOCATIONS

Media will call for men's basketball is located at the south end of Allen Fieldhouse, west side by the TV trucks (Gate 12). The working press room, where postgame interviews will occur, is located on the first floor at the north end of Allen Fieldhouse, west side.

PRESS ROW SEATING & PHOTOGRAPHERS

There are two locations for press seating, on the floor and in 13A. Overflow media will have space in the press room. A seating chart will be posted in the press room and on the floor prior to every game. Only still photographers and the originating TV cameras are allowed on the floor.

PRESS ROOM SERVICES & WIRELESS INTERNET

Packets with pregame information will be available at KUAthletics.com and in the press room on the day of the game. Halftime, final statistics, game books and coaches and player quote sheets are all regular services on game day. In-game statistics are available via the internet at Statbroadcast.com. Complimentary access to wireless internet is available at Allen Fieldhouse and information about how to access it will be available in the press room.

POSTGAME

Kansas' locker room is closed for home and road games. For home games, following a cooling off period, the opponent coach and student-athletes who have been requested will come to the Allen Fieldhouse press room or will be stationed outside their locker room. KU players will come to the room, then Bill Self. Other requests need to be made through Chris Theisen of the communications staff.

Kansas Communications Office

1651 Naismith Drive
1400 Parrott
Lawrence, KS 66045

Office (785) 864-3417
Fax (785) 864-7944
Website KUAthletics.com

Daniel Berk
Associate AD, Public Relations and
Strategic Communications



Chris Theisen
Assistant AD, Communications



Andy Eisch
Director of Football Communications



Doug Self
Associate Director of Communications



Brandon Perel
Assistant Director of Communications



Hannah Leahy
Assistant Director of Communications



Jack Gilligan
Graduate Assistant, Communications



Max Aebersold
Graduate Assistant, Communications



Brian Hanni
Director of Broadcasting



Jayhawk Sports Properties

Jayhawk Sports Properties
123 West 8th Street, Suite 303
Lawrence, KS 66044

Office (785) 312-7555

JAYHAWK RADIO NETWORK

University of Kansas men's basketball will be heard exclusively during the season on the Jayhawk Radio Network. Brian Hanni and Greg Gurley form the broadcast team. David Lawrence and Sean Kellerman will handle the "Crimson and Blue Show", which airs before each KU game and the "Jayhawk Locker Room Show" following each contest.

The Jayhawk Radio Network is operated by Jayhawk Sports Properties, a division of Learfield IMG College with offices in Lawrence. Marc Tuttle serves as the general manager of Jayhawk Sports Properties.

Hanni was named the play-by-play voice of Kansas Jayhawk football and men's basketball on the Jayhawk/IMG Radio Network on June 21, 2016.

Hanni also hosts "Hawk Talk," the weekly radio shows of Bill Self and football coach Lance Leipold, and performs other duties as assigned by Kansas Athletics.

A Topeka, Kansas native, Hanni graduated from the University of Kansas in 2002 with a broadcast management degree. Hanni created the daily show "Rock Chalk Sports Talk" on KLWN Radio in Lawrence in the summer of 2002 and hosted it until 2012. The Jayhawk IMG Sports Network aired the show from 2008 until 2015. Hanni did radio broadcasts of KU baseball games for more than a decade, and spent eight years on the radio broadcast team for KU women's basketball. He also served occasionally on KU men's basketball and football broadcasts for eight years.

Hanni left Lawrence in 2012 to become the voice of Texas Tech men's basketball and baseball on the Texas Tech Sports Radio Network. He also did a weekday radio show, "The Bottom Line."

Hanni has won more than 25 awards from the Kansas Association of Broadcasters. In 2015 he was inducted into the Topeka West High School Sports Hall of Fame for his efforts in sportscasting.

Hanni is well-known in the Lawrence community, not only for his broadcasting talent but also for his charity work. In 2009 he founded (and still organizes) an annual celebrity basketball game, "The Rock Chalk Roundball Classic," which raises money for local families fighting cancer. He is an active participant in other youth-related organizations within the community as well.

Gurley replaced Chris Piper before the 2012-13 season, who replaced longtime broadcaster Max Falkenstien after 60 years of broadcasting Kansas Athletics following the 2005-06 season. Falkenstien, whose No. 60 jersey is retired in Allen Fieldhouse, died on July 29, 2019, at the age of 95. Hanni replaced Bob Davis who called KU football and men's basketball for 32 years from 1984-85 until his retirement in 2016.

Gurley was a four-year letterwinner at KU from 1992-95 and was part of three Big Eight Conference titles. His sophomore season, 1993, KU went to the Final Four. Gurley was hired in the summer of 2011 as the Director of Development for the Williams Education Fund at KU.

Lawrence serves as host of the basketball network pregame "Crimson and Blue Show" and postgame "Jayhawk Locker Room Show". Lawrence worked 13 seasons as the football sideline reporter and has spent the last over 15 seasons as the football color analyst.

Kellerman joins Lawrence as the host of the network pregame and postgame shows for Kansas basketball. A Leawood, Kansas, native, Kellerman also handles the scoreboard show for Kansas football.

Steve Kincaid, who handles broadcast operations, is the producer-engineer of the Jayhawk Radio Network. Kincaid replaced Bob Newton who was the producer-engineer for KU for 34 years.

BIG 12 NOW ON ESPN+

Big 12 NOW on ESPN+ will telecast 10 University of Kansas basketball games this season produced by KU's Rock Chalk Video.

The award-winning in-house video unit of Kansas Athletics, Rock Chalk Video, will produce a combination of nearly 200 live events and Kansas-centered shoulder programming during the 2023-24 academic year for Big 12 NOW on ESPN+ direct-to-consumer streaming platform, without any blackouts.

Through Big 12 NOW on ESPN+, Jayhawk Sports Properties will provide KU fans the opportunity to see various programming throughout the state of Kansas and in the Kansas City Metro Area on Spectrum Sports, Midco Sports Network and Cox Cable.

The programming will also include Jayhawk Gameday Live, a 30-minute pregame show and a 60-minute postgame show, on every home and away Kansas football and men's basketball game day,

JAYHAWK NETWORK AFFILIATES

Abilene/Salina	KDJM-101.7 FM
Coffeyville	KGGF-104.1 FM
*Concordia	KNCK-94.9 FM
Dodge City	KGNO-1370 AM
Emporia	KVOE-1400 AM
Fort Scott	KMDO-1600 AM
Fort Scott	KOMB-103.9 FM
Garden City	KBUF-1030 AM
Glen Elder	KZDY-96.3 FM
Goodland/Colby	KWGB-97.9 FM
Great Bend	KBGL-106.9 FM
Hays	KAYS-1400 AM
Hutchinson	KSKU-94.7 FM
Iola	KIOL-1370 AM
Kansas City	KCTE-1510 AM
Kansas City	KCTE-99.3 FM
Kansas City	WHB-810 AM

Lawrence	KLWN-1320 AM/101.7 FM
Lawrence	KLZR-105.9 FM
Liberal	KSCB-1270 AM
Marysville	KNDY-95.5 FM
Parsons	KLKC-1540 AM
*Parsons	KLKC-93.5 FM
Phillipsburg	KKAN-1490 AM
Phillipsburg	KQMA-92.5 FM
Russell	KRSL-95.9 FM
Topeka	KMAJ-1440 AM
*Topeka	KWIC-99.3 FM
Wellington	KLEY-100.3 FM
Wichita	KFH-1240 AM
Wichita	KFH-97.5 FM

*carries games only (does not carry Hawk Talk)
-- affiliates subject to change, check your local listings

as well as Hawk Talks on tape delay. For the first time, that content will be available across the country on ESPN+, as well as regionally on Spectrum Sports, Midco Sports Network and Cox Cable.

ESPN+ has allowed Kansas Athletics to reach over 100 million households in the United States, including 260 million people. Fans can enjoy their Jayhawks at home, on the road or in the office - virtually anywhere you have access to internet and a streaming device.

Jayhawk Sports Properties solely represents the University of Kansas. In complete collaboration with KU, this locally based Learfield IMG College team is committed to extending the affinity of the Jayhawk brand to businesses and corporations of all sizes looking to align with the undeniably loyal and passionate collegiate fan base. As the university's exclusive athletics multimedia rightsholder, Jayhawk Sports Properties manages all aspects of the rights relationship providing corporate partners numerous opportunities in which to bolster their own brand through such assets as venue signage; event sponsorships and promotion; corporate hospitality; radio; as well as digital engagement and visibility via the official athletics website, KUAthletics.com.

JAYHAWK MEN'S BASKETBALL RADIO VOICES

(KU or Jayhawk Network unless noted)

Jerry Bailey (pbp, 1969-74)	Tom Hedrick (pbp, 1961-67; 1975-83)
Gary Bender (pbp, 1969-70)	Dan Kahler (cc, 1969-74)
Al Correll (cc, late 1970s)	Steve Kincaid (producer/engineer, 2018-present)
Bob Davis (pbp, 1984-2016)	Monte Moore (pbp, 1959-60)
Max Falkenstien (pbp, 1947-51 WREN; pbp, 1952 State Farm Network; pbp, 1953-83 WIBW; cc, 1984-2006 Jayhawk Network)	Bob Neu (cc, 1981-82)
Bob Fromme (cc, 1948-73)	Bob Newton (producer/engineer, 1984-2018)
Bill Grigsby (pbp, 1956-58)	Chris Piper (cc, 2007-12)
Greg Gurley (cc, 2013-present)	Steve Southerland (pbp, 1969-74 WREN, 1975-81)
Brian Hanni (pbp, 2016-present)	Jerry Waugh (cc, late 1970s)
Kevin Harlan (pbp, cc, 1984)	
Merle Harman (pbp, 1953-55)	